



**Groundwater Sample Results,
Combined Level 2 and Level 4 Laboratory Report,
Electronic Data Deliverable, Data Validation Report,
and the Sample Location Report, SDG 1800802**

*Naval Weapons Industrial Reserve Plant Bethpage
Bethpage, New York*

August 2019

June 06, 2018

Vista Work Order No. 1800802

Ms. Kristi Francisco
Tetra Tech
5700 Lake Wright Drive, Suite 309
Norfolk, VA 23502

Dear Ms. Francisco,

Enclosed are the results for the sample set received at Vista Analytical Laboratory on April 28, 2018. This sample set was analyzed on a standard turn-around time, under your Project Name '112G08005-WE09'.

Vista Analytical Laboratory is committed to serving you effectively. If you require additional information, please contact me at 916-673-1520 or by email at mmaier@vista-analytical.com.

Thank you for choosing Vista as part of your analytical support team.

Sincerely,

Martha Maier
Laboratory Director



Vista Analytical Laboratory certifies that the report herein meets all the requirements set forth by NELAP for those applicable test methods. Results relate only to the samples as received by the laboratory. This report should not be reproduced except in full without the written approval of Vista.

Vista Work Order No. 1800802

Case Narrative

Sample Condition on Receipt:

Fifteen groundwater samples and one QC water sample were received in good condition and within the method temperature requirements. The samples were received and stored securely in accordance with Vista standard operating procedures and EPA methodology.

Analytical Notes:

PFAS Isotope Dilution Method

Samples "BP-HN-MW24S-20180424", "BPS1-TT-MW309S-20180425" and "BPS1-TT-MW306S-20180426" contained particulate and were centrifuged prior to extraction.

The samples were extracted and analyzed for a selected list of PFAS using the PFAS Isotope Dilution Method (Modified EPA Method 537).

Holding Times

The samples were extracted and analyzed within the method hold times.

Quality Control

The Initial Calibration and Continuing Calibration Verifications met the method acceptance criteria.

A Method Blank and Ongoing Precision and Recovery (OPR) sample were extracted and analyzed with the preparation batch. No analytes were detected in the Method Blank above 1/2 the LOQ. The OPR recoveries were within the method acceptance criteria.

The labeled standard recoveries outside the acceptance criteria are listed in the table below.


As requested, an MS/MSD was performed on sample "BP-HN-MW24S-20180424". The RPD was out of the acceptance criteria for PFOA.

QC Anomalies

LabNumber	SampleName	Analysis	Analyte	Flag	%Rec
1800802-01	BP-TT-AOC22-MW10-20180424	PFAS Isotope Dilution Method	13C8-PFOA	H	48.8
1800802-03	BPS1-TT-MW309S-20180425	PFAS Isotope Dilution Method	13C8-PFOA	H	48.1
1800802-04	BPS1-TT-MW313S-20180425	PFAS Isotope Dilution Method	13C8-PFOA	H	44.6
1800802-06	BP-DUP02-20180425	PFAS Isotope Dilution Method	13C8-PFOA	H	43.8
1800802-07	BP-EB01-20180425	PFAS Isotope Dilution Method	13C8-PFOA	H	33.9
1800802-08	BPS1-TT-MW307I-20180426	PFAS Isotope Dilution Method	13C8-PFOA	H	44.8
1800802-10	BPS1-TT-MW307D-20180426	PFAS Isotope Dilution Method	13C8-PFOA	H	42.7
1800802-12	BPS1-TT-MW307S-20180426	PFAS Isotope Dilution Method	13C8-PFOA	H	49.2
1800802-13	BPS1-TT-MW306D-20180426	PFAS Isotope Dilution Method	13C8-PFOA	H	46.2
B8E0038-BLK1	B8E0038-BLK1	PFAS Isotope Dilution Method	13C8-PFOA	H	43.4
B8E0038-BS1	B8E0038-BS1	PFAS Isotope Dilution Method	13C8-PFOA	H	44.3
B8E0038-MS1	B8E0038-MS1	PFAS Isotope Dilution Method	13C8-PFOA	H	46.3

H = Recovery was outside laboratory acceptance criteria.

I ANNE CANN, as the designated Quality Assurance Officer, hereby attest that all electronic deliverables have been thoroughly reviewed and are in agreement with the associated hardcopy data. The enclosed electronic files have been reviewed for accuracy (including significant figures), completeness and format. The laboratory will be responsible for any labor time necessary to correct enclosed electronic deliverables that have been found to be in error. I can be reached at (916) 673-1520 if there are any questions or problems with the enclosed electronic deliverables.

Signature:  Title: QA MANAGER Date: 07 06 2018
ANNE CANN

Revision 8
ISG
08/10/10

TABLE OF CONTENTS

Case Narrative.....	1
Signed Attestation Statement.....	4
Table of Contents.....	5
Sample Inventory.....	6
Analytical Results.....	7
Qualifiers.....	46
Certifications.....	47
Sample Receipt.....	48
Extraction Information.....	51
Sample Data - PFAS Isotope Dilution Method.....	58
IIS Areas, IBs and CCVs.....	243
ICAL with ICV and IB.....	306
PFAS Standards.....	456

Sample Inventory Report

Vista Sample ID	Client Sample ID	Sampled	Received	Components/Containers
1800802-01	BP-TT-AOC22-MW10-20180424	24-Apr-18 16:10	28-Apr-18 09:48	HDPE Bottle, 250 mL
1800802-02	BP-HN-MW24S-20180424	MS/MSD24-Apr-18 13:25	28-Apr-18 09:48	HDPE Bottle, 250 mL HDPE Bottle, 250 mL HDPE Bottle, 250 mL HDPE Bottle, 250 mL HDPE Bottle, 250 mL HDPE Bottle, 250 mL
1800802-03	BPS1-TT-MW309S-20180425	25-Apr-18 09:27	28-Apr-18 09:48	HDPE Bottle, 250 mL HDPE Bottle, 250 mL
1800802-04	BPS1-TT-MW313S-20180425	25-Apr-18 12:12	28-Apr-18 09:48	HDPE Bottle, 250 mL HDPE Bottle, 250 mL
1800802-05	BPS1-TT-MW301S-20180425	25-Apr-18 13:52	28-Apr-18 09:48	HDPE Bottle, 250 mL HDPE Bottle, 250 mL
1800802-06	BP-DUP02-20180425	25-Apr-18 08:00	28-Apr-18 09:48	HDPE Bottle, 250 mL HDPE Bottle, 250 mL
1800802-07	BP-EB01-20180425	25-Apr-18 16:00	28-Apr-18 09:48	HDPE Bottle, 250 mL HDPE Bottle, 250 mL
1800802-08	BPS1-TT-MW307I-20180426	26-Apr-18 10:20	28-Apr-18 09:48	HDPE Bottle, 250 mL HDPE Bottle, 250 mL
1800802-09	BPS1-TT-MW306S-20180426	26-Apr-18 11:00	28-Apr-18 09:48	HDPE Bottle, 250 mL HDPE Bottle, 250 mL
1800802-10	BPS1-TT-MW307D-20180426	26-Apr-18 11:10	28-Apr-18 09:48	HDPE Bottle, 250 mL HDPE Bottle, 250 mL
1800802-11	BPS1-TT-MW306I-20180426	26-Apr-18 12:55	28-Apr-18 09:48	HDPE Bottle, 250 mL HDPE Bottle, 250 mL
1800802-12	BPS1-TT-MW307S-20180426	26-Apr-18 12:35	28-Apr-18 09:48	HDPE Bottle, 250 mL HDPE Bottle, 250 mL
1800802-13	BPS1-TT-MW306D-20180426	26-Apr-18 14:30	28-Apr-18 09:48	HDPE Bottle, 250 mL HDPE Bottle, 250 mL
1800802-14	BPS1-TT-MW308I-20180426	26-Apr-18 15:25	28-Apr-18 09:48	HDPE Bottle, 250 mL HDPE Bottle, 250 mL
1800802-15	BPS1-TT-MW309I-20180426	26-Apr-18 15:25	28-Apr-18 09:48	HDPE Bottle, 250 mL HDPE Bottle, 250 mL
1800802-16	BPS1-DUP03-20180426	26-Apr-18 12:00	28-Apr-18 09:48	HDPE Bottle, 250 mL HDPE Bottle, 250 mL

ANALYTICAL RESULTS

Sample ID: Method Blank
PFAS Isotope Dilution Method

Client Data				Laboratory Data							
Name:	Tetra Tech	Matrix:	Aqueous	Lab Sample:	B8E0038-BLK1	Column:	BEH C18				
Project:	112G08005-WE09										

Analyte	CAS Number	Conc. (ng/L)	DL	LOD	LOQ	Qualifiers	Batch	Extracted	Samp Size	Analyzed	Dilution
PFBA	375-22-4	ND	1.37	2.50	4.00	U	B8E0038	07-May-18	0.250 L	25-May-18 17:55	1
PFPeA	2706-90-3	ND	1.37	2.50	4.00	U	B8E0038	07-May-18	0.250 L	25-May-18 17:55	1
PFBS	375-73-5	ND	1.37	2.50	4.00	U	B8E0038	07-May-18	0.250 L	25-May-18 17:55	1
PFHxA	307-24-4	ND	1.37	2.50	4.00	U	B8E0038	07-May-18	0.250 L	25-May-18 17:55	1
PFHpA	375-85-9	ND	1.37	2.50	4.00	U	B8E0038	07-May-18	0.250 L	25-May-18 17:55	1
PFHxS	355-46-4	ND	1.37	2.50	4.00	U	B8E0038	07-May-18	0.250 L	25-May-18 17:55	1
6:2 FTS	27619-97-2	ND	1.37	2.50	4.00	U	B8E0038	07-May-18	0.250 L	25-May-18 17:55	1
PFOA	335-67-1	ND	1.37	2.50	4.00	U	B8E0038	07-May-18	0.250 L	25-May-18 17:55	1
PFHpS	375-92-8	ND	1.37	2.50	4.00	U	B8E0038	07-May-18	0.250 L	25-May-18 17:55	1
PFOS	1763-23-1	ND	1.37	2.50	4.00	U	B8E0038	07-May-18	0.250 L	25-May-18 17:55	1
PFNA	375-95-1	ND	1.37	2.50	4.00	U	B8E0038	07-May-18	0.250 L	25-May-18 17:55	1
PFDA	335-76-2	ND	1.37	2.50	4.00	U	B8E0038	07-May-18	0.250 L	25-May-18 17:55	1
8:2 FTS	39108-34-4	ND	1.37	2.50	4.00	U	B8E0038	07-May-18	0.250 L	25-May-18 17:55	1
PFOSA	754-91-6	ND	1.37	2.50	4.00	U	B8E0038	07-May-18	0.250 L	25-May-18 17:55	1
MeFOSAA	2355-31-9	ND	1.37	2.50	4.00	U	B8E0038	07-May-18	0.250 L	25-May-18 17:55	1
PFDS	335-77-3	ND	1.37	2.50	4.00	U	B8E0038	07-May-18	0.250 L	25-May-18 17:55	1
PFUnA	2058-94-8	ND	1.37	2.50	4.00	U	B8E0038	07-May-18	0.250 L	25-May-18 17:55	1
EtFOSAA	2991-50-6	ND	1.37	2.50	4.00	U	B8E0038	07-May-18	0.250 L	25-May-18 17:55	1
PFDoA	307-55-1	ND	1.37	2.50	4.00	U	B8E0038	07-May-18	0.250 L	25-May-18 17:55	1
PFTTrDA	72629-94-8	ND	1.37	2.50	4.00	U	B8E0038	07-May-18	0.250 L	25-May-18 17:55	1
PFTeDA	376-06-7	ND	1.37	2.50	4.00	U	B8E0038	07-May-18	0.250 L	25-May-18 17:55	1

Labeled Standards	Type	% Recovery	Limits		Qualifiers	Batch	Extracted	Samp Size	Analyzed	Dilution
13C3-PFBA	IS	105	50 - 150			B8E0038	07-May-18	0.250 L	25-May-18 17:55	1
13C3-PFPeA	IS	91.3	50 - 150			B8E0038	07-May-18	0.250 L	25-May-18 17:55	1
13C3-PFBS	IS	126	50 - 150			B8E0038	07-May-18	0.250 L	25-May-18 17:55	1
13C2-PFHxA	IS	97.3	50 - 150			B8E0038	07-May-18	0.250 L	25-May-18 17:55	1
13C4-PFHpA	IS	106	50 - 150			B8E0038	07-May-18	0.250 L	25-May-18 17:55	1
18O2-PFHxS	IS	96.8	50 - 150			B8E0038	07-May-18	0.250 L	25-May-18 17:55	1
13C2-PFOA	IS	82.4	50 - 150			B8E0038	07-May-18	0.250 L	25-May-18 17:55	1
13C8-PFOS	IS	94.8	50 - 150			B8E0038	07-May-18	0.250 L	25-May-18 17:55	1
13C5-PFNA	IS	79.6	50 - 150			B8E0038	07-May-18	0.250 L	25-May-18 17:55	1
13C2-PFDA	IS	57.1	50 - 150			B8E0038	07-May-18	0.250 L	25-May-18 17:55	1
13C8-PFOSA	IS	43.4	50 - 150		H	B8E0038	07-May-18	0.250 L	25-May-18 17:55	1
d3-MeFOSAA	IS	78.2	50 - 150			B8E0038	07-May-18	0.250 L	25-May-18 17:55	1

Sample ID: Method Blank **PFAS Isotope Dilution Method**

Client Data				Laboratory Data			
Name:	Tetra Tech	Matrix:	Aqueous	Lab Sample:	B8E0038-BLK1	Column:	BEH C18
Project:	112G08005-WE09						

Labeled Standards	Type	% Recovery	Limits	Qualifiers	Batch	Extracted	Samp Size	Analyzed	Dilution
13C2-PFUnA	IS	68.7	50 - 150		B8E0038	07-May-18	0.250 L	25-May-18 17:55	1
d5-EtFOSAA	IS	80.7	50 - 150		B8E0038	07-May-18	0.250 L	25-May-18 17:55	1
13C2-PFDoA	IS	76.3	50 - 150		B8E0038	07-May-18	0.250 L	25-May-18 17:55	1
13C2-PFTeDA	IS	86.2	50 - 150		B8E0038	07-May-18	0.250 L	25-May-18 17:55	1

DL - Detection Limit LOD - Limit of Detection LCL-UCL- Lower control limit - upper control limit When reported, PFHxS, PFOA and PFOS include both linear and branched isomers.
 LOQ - Limit of quantitation Results reported to the DL. Only the linear isomer is reported for all other analytes.

Sample ID: OPR

PFAS Isotope Dilution Method

Client Data					Laboratory Data						
Name:	Tetra Tech	Matrix:	Aqueous	Lab Sample:	B8E0038-BS1	Column:	BEH C18				
Project:	112G08005-WE09										

Analyte	CAS Number	Amt Found (ng/L)	Spike Amt	% Rec	Limits	Qualifiers	Batch	Extracted	Samp Size	Analyzed	Dilution
PFBA	375-22-4	38.3	40.0	95.8	70-130		B8E0038	07-May-18	0.250 L	25-May-18 17:21	1
PFPeA	2706-90-3	39.2	40.0	98.0	70-130		B8E0038	07-May-18	0.250 L	25-May-18 17:21	1
PFBS	375-73-5	39.1	40.0	97.8	70-130		B8E0038	07-May-18	0.250 L	25-May-18 17:21	1
PFHxA	307-24-4	41.1	40.0	103	70-130		B8E0038	07-May-18	0.250 L	25-May-18 17:21	1
PFHpA	375-85-9	36.5	40.0	91.1	70-130		B8E0038	07-May-18	0.250 L	25-May-18 17:21	1
PFHxS	355-46-4	37.9	40.0	94.9	70-130		B8E0038	07-May-18	0.250 L	25-May-18 17:21	1
6:2 FTS	27619-97-2	43.0	40.0	108	70-130		B8E0038	07-May-18	0.250 L	25-May-18 17:21	1
PFOA	335-67-1	44.5	40.0	111	70-130		B8E0038	07-May-18	0.250 L	25-May-18 17:21	1
PFHpS	375-92-8	49.5	40.0	124	70-130		B8E0038	07-May-18	0.250 L	25-May-18 17:21	1
PFOS	1763-23-1	41.0	40.0	103	70-130		B8E0038	07-May-18	0.250 L	25-May-18 17:21	1
PFNA	375-95-1	44.6	40.0	112	70-130		B8E0038	07-May-18	0.250 L	25-May-18 17:21	1
PFDA	335-76-2	42.8	40.0	107	70-130		B8E0038	07-May-18	0.250 L	25-May-18 17:21	1
8:2 FTS	39108-34-4	35.7	40.0	89.3	70-130		B8E0038	07-May-18	0.250 L	25-May-18 17:21	1
PFOSA	754-91-6	37.3	40.0	93.3	70-130		B8E0038	07-May-18	0.250 L	25-May-18 17:21	1
MeFOSAA	2355-31-9	41.7	40.0	104	70-130		B8E0038	07-May-18	0.250 L	25-May-18 17:21	1
PFDS	335-77-3	42.6	40.0	106	70-130		B8E0038	07-May-18	0.250 L	25-May-18 17:21	1
PFUnA	2058-94-8	31.2	40.0	77.9	70-130		B8E0038	07-May-18	0.250 L	25-May-18 17:21	1
EtFOSAA	2991-50-6	46.8	40.0	117	70-130		B8E0038	07-May-18	0.250 L	25-May-18 17:21	1
PFDoA	307-55-1	41.8	40.0	104	70-130		B8E0038	07-May-18	0.250 L	25-May-18 17:21	1
PFTrDA	72629-94-8	40.1	40.0	100	70-130		B8E0038	07-May-18	0.250 L	25-May-18 17:21	1
PFTeDA	376-06-7	37.5	40.0	93.9	70-130		B8E0038	07-May-18	0.250 L	25-May-18 17:21	1

Labeled Standards	Type	% Rec	Limits	Qualifiers	Batch	Extracted	Samp Size	Analyzed	Dilution
13C3-PFBA	IS	93.6	50- 150		B8E0038	07-May-18	0.250 L	25-May-18 17:21	1
13C3-PFPeA	IS	84.7	50- 150		B8E0038	07-May-18	0.250 L	25-May-18 17:21	1
13C3-PFBS	IS	99.5	50- 150		B8E0038	07-May-18	0.250 L	25-May-18 17:21	1
13C2-PFHxA	IS	86.6	50- 150		B8E0038	07-May-18	0.250 L	25-May-18 17:21	1
13C4-PFHpA	IS	95.7	50- 150		B8E0038	07-May-18	0.250 L	25-May-18 17:21	1
18O2-PFHxS	IS	88.1	50- 150		B8E0038	07-May-18	0.250 L	25-May-18 17:21	1
13C2-PFOA	IS	72.3	50- 150		B8E0038	07-May-18	0.250 L	25-May-18 17:21	1
13C8-PFOS	IS	88.3	50- 150		B8E0038	07-May-18	0.250 L	25-May-18 17:21	1
13C5-PFNA	IS	70.8	50- 150		B8E0038	07-May-18	0.250 L	25-May-18 17:21	1
13C2-PFDA	IS	59.2	50- 150		B8E0038	07-May-18	0.250 L	25-May-18 17:21	1
13C8-PFOSA	IS	44.3	50- 150	H	B8E0038	07-May-18	0.250 L	25-May-18 17:21	1
d3-MeFOSAA	IS	60.8	50- 150		B8E0038	07-May-18	0.250 L	25-May-18 17:21	1
13C2-PFUnA	IS	58.9	50- 150		B8E0038	07-May-18	0.250 L	25-May-18 17:21	1

Sample ID: OPR				PFAS Isotope Dilution Method						
Client Data				Laboratory Data						
Name:	Tetra Tech	Matrix:	Aqueous	Lab Sample:	B8E0038-BS1	Column:	BEH C18			
Project:	112G08005-WE09									
Labeled Standards	Type	% Rec	Limits	Qualifiers	Batch	Extracted	Samp Size	Analyzed	Dilution	
d5-EtFOSAA	IS	67.0	50- 150		B8E0038	07-May-18	0.250 L	25-May-18 17:21	1	
13C2-PFDoA	IS	69.0	50- 150		B8E0038	07-May-18	0.250 L	25-May-18 17:21	1	
13C2-PFTeDA	IS	69.5	50- 150		B8E0038	07-May-18	0.250 L	25-May-18 17:21	1	

Sample ID: BP-TT-AOC22-MW10-20180424

PFAS Isotope Dilution Method

Client Data				Laboratory Data			
Name:	Tetra Tech	Matrix:	Groundwater	Lab Sample:	1800802-01	Column:	BEH C18
Project:	112G08005-WE09	Date Collected:	24-Apr-18 16:10	Date Received:	28-Apr-18 09:48		
Location:	AOC22 MW10						

Analyte	CAS Number	Conc. (ng/L)	DL	LOD	LOQ	Qualifiers	Batch	Extracted	Samp Size	Analyzed	Dilution
PFBA	375-22-4	8.86	1.33	2.43	3.89		B8E0038	07-May-18	0.257 L	25-May-18 18:07	1
PFPeA	2706-90-3	7.15	1.33	2.43	3.89		B8E0038	07-May-18	0.257 L	25-May-18 18:07	1
PFBS	375-73-5	ND	1.33	2.43	3.89	U	B8E0038	07-May-18	0.257 L	25-May-18 18:07	1
PFHxA	307-24-4	8.16	1.33	2.43	3.89		B8E0038	07-May-18	0.257 L	25-May-18 18:07	1
PFHpA	375-85-9	7.84	1.33	2.43	3.89		B8E0038	07-May-18	0.257 L	25-May-18 18:07	1
PFHxS	355-46-4	2.80	1.33	2.43	3.89	J	B8E0038	07-May-18	0.257 L	25-May-18 18:07	1
6:2 FTS	27619-97-2	ND	1.33	2.43	3.89	U	B8E0038	07-May-18	0.257 L	25-May-18 18:07	1
PFOA	335-67-1	22.5	1.33	2.43	3.89		B8E0038	07-May-18	0.257 L	25-May-18 18:07	1
PFHpS	375-92-8	ND	1.33	2.43	3.89	U	B8E0038	07-May-18	0.257 L	25-May-18 18:07	1
PFOS	1763-23-1	5.23	1.33	2.43	3.89		B8E0038	07-May-18	0.257 L	25-May-18 18:07	1
PFNA	375-95-1	2.49	1.33	2.43	3.89	J	B8E0038	07-May-18	0.257 L	25-May-18 18:07	1
PFDA	335-76-2	ND	1.33	2.43	3.89	U	B8E0038	07-May-18	0.257 L	25-May-18 18:07	1
8:2 FTS	39108-34-4	ND	1.33	2.43	3.89	U	B8E0038	07-May-18	0.257 L	25-May-18 18:07	1
PFOSA	754-91-6	ND	1.33	2.43	3.89	U	B8E0038	07-May-18	0.257 L	25-May-18 18:07	1
MeFOSAA	2355-31-9	ND	1.33	2.43	3.89	U	B8E0038	07-May-18	0.257 L	25-May-18 18:07	1
PFDS	335-77-3	ND	1.33	2.43	3.89	U	B8E0038	07-May-18	0.257 L	25-May-18 18:07	1
PFUnA	2058-94-8	ND	1.33	2.43	3.89	U	B8E0038	07-May-18	0.257 L	25-May-18 18:07	1
EtFOSAA	2991-50-6	ND	1.33	2.43	3.89	U	B8E0038	07-May-18	0.257 L	25-May-18 18:07	1
PFDoA	307-55-1	ND	1.33	2.43	3.89	U	B8E0038	07-May-18	0.257 L	25-May-18 18:07	1
PFTTrDA	72629-94-8	ND	1.33	2.43	3.89	U	B8E0038	07-May-18	0.257 L	25-May-18 18:07	1
PFTeDA	376-06-7	ND	1.33	2.43	3.89	U	B8E0038	07-May-18	0.257 L	25-May-18 18:07	1

Labeled Standards	Type	% Recovery	Limits	Qualifiers	Batch	Extracted	Samp Size	Analyzed	Dilution
13C3-PFBA	IS	91.3	50 - 150		B8E0038	07-May-18	0.257 L	25-May-18 18:07	1
13C3-PFPeA	IS	90.8	50 - 150		B8E0038	07-May-18	0.257 L	25-May-18 18:07	1
13C3-PFBS	IS	101	50 - 150		B8E0038	07-May-18	0.257 L	25-May-18 18:07	1
13C2-PFHxA	IS	89.0	50 - 150		B8E0038	07-May-18	0.257 L	25-May-18 18:07	1
13C4-PFHpA	IS	101	50 - 150		B8E0038	07-May-18	0.257 L	25-May-18 18:07	1
18O2-PFHxS	IS	88.3	50 - 150		B8E0038	07-May-18	0.257 L	25-May-18 18:07	1
13C2-PFOA	IS	80.9	50 - 150		B8E0038	07-May-18	0.257 L	25-May-18 18:07	1
13C8-PFOS	IS	86.1	50 - 150		B8E0038	07-May-18	0.257 L	25-May-18 18:07	1
13C5-PFNA	IS	78.0	50 - 150		B8E0038	07-May-18	0.257 L	25-May-18 18:07	1
13C2-PFDA	IS	57.2	50 - 150		B8E0038	07-May-18	0.257 L	25-May-18 18:07	1
13C8-PFOSA	IS	48.8	50 - 150	H	B8E0038	07-May-18	0.257 L	25-May-18 18:07	1
d3-MeFOSAA	IS	66.7	50 - 150		B8E0038	07-May-18	0.257 L	25-May-18 18:07	1

Sample ID: BP-TT-AOC22-MW10-20180424 **PFAS Isotope Dilution Method**

Client Data				Laboratory Data			
Name:	Tetra Tech	Matrix:	Groundwater	Lab Sample:	1800802-01	Column:	BEH C18
Project:	112G08005-WE09	Date Collected:	24-Apr-18 16:10	Date Received:	28-Apr-18 09:48		
Location:	AOC22 MW10						

Labeled Standards	Type	% Recovery	Limits	Qualifiers	Batch	Extracted	Samp Size	Analyzed	Dilution
13C2-PFUnA	IS	62.0	50 - 150		B8E0038	07-May-18	0.257 L	25-May-18 18:07	1
d5-EtFOSAA	IS	66.3	50 - 150		B8E0038	07-May-18	0.257 L	25-May-18 18:07	1
13C2-PFDoA	IS	81.5	50 - 150		B8E0038	07-May-18	0.257 L	25-May-18 18:07	1
13C2-PFTeDA	IS	65.2	50 - 150		B8E0038	07-May-18	0.257 L	25-May-18 18:07	1

DL - Detection Limit	LOD - Limit of Detection	LCL-UCL- Lower control limit - upper control limit	When reported, PFHxS, PFOA and PFOS include both linear and branched isomers.
	LOQ - Limit of quantitation	Results reported to the DL.	Only the linear isomer is reported for all other analytes.

Sample ID: BP-HN-MW24S-20180424

PFAS Isotope Dilution Method

Client Data				Laboratory Data			
Name:	Tetra Tech	Matrix:	Groundwater	Lab Sample:	1800802-02	Column:	BEH C18
Project:	112G08005-WE09	Date Collected:	24-Apr-18 13:25	Date Received:	28-Apr-18 09:48		
Location:	HN MW27S						

Analyte	CAS Number	Conc. (ng/L)	DL	LOD	LOQ	Qualifiers	Batch	Extracted	Samp Size	Analyzed	Dilution
PFBA	375-22-4	17.6	1.37	2.49	3.99		B8E0038	07-May-18	0.251 L	25-May-18 18:18	1
PFPeA	2706-90-3	26.5	1.37	2.49	3.99		B8E0038	07-May-18	0.251 L	25-May-18 18:18	1
PFBS	375-73-5	1.85	1.37	2.49	3.99	J	B8E0038	07-May-18	0.251 L	25-May-18 18:18	1
PFHxA	307-24-4	22.5	1.37	2.49	3.99		B8E0038	07-May-18	0.251 L	25-May-18 18:18	1
PFHpA	375-85-9	33.4	1.37	2.49	3.99		B8E0038	07-May-18	0.251 L	25-May-18 18:18	1
PFHxS	355-46-4	1.81	1.37	2.49	3.99	J	B8E0038	07-May-18	0.251 L	25-May-18 18:18	1
6:2 FTS	27619-97-2	ND	1.37	2.49	3.99	U	B8E0038	07-May-18	0.251 L	25-May-18 18:18	1
PFOA	335-67-1	96.2	1.37	2.49	3.99		B8E0038	07-May-18	0.251 L	25-May-18 18:18	1
PFHpS	375-92-8	ND	1.37	2.49	3.99	U	B8E0038	07-May-18	0.251 L	25-May-18 18:18	1
PFOS	1763-23-1	10.8	1.37	2.49	3.99		B8E0038	07-May-18	0.251 L	25-May-18 18:18	1
PFNA	375-95-1	43.8	1.37	2.49	3.99		B8E0038	07-May-18	0.251 L	25-May-18 18:18	1
PFDA	335-76-2	1.80	1.37	2.49	3.99	J	B8E0038	07-May-18	0.251 L	25-May-18 18:18	1
8:2 FTS	39108-34-4	ND	1.37	2.49	3.99	U	B8E0038	07-May-18	0.251 L	25-May-18 18:18	1
PFOSA	754-91-6	ND	1.37	2.49	3.99	U	B8E0038	07-May-18	0.251 L	25-May-18 18:18	1
MeFOSAA	2355-31-9	ND	1.37	2.49	3.99	U	B8E0038	07-May-18	0.251 L	25-May-18 18:18	1
PFDS	335-77-3	ND	1.37	2.49	3.99	U	B8E0038	07-May-18	0.251 L	25-May-18 18:18	1
PFUnA	2058-94-8	2.33	1.37	2.49	3.99	J	B8E0038	07-May-18	0.251 L	25-May-18 18:18	1
EtFOSAA	2991-50-6	ND	1.37	2.49	3.99	U	B8E0038	07-May-18	0.251 L	25-May-18 18:18	1
PFDoA	307-55-1	ND	1.37	2.49	3.99	U	B8E0038	07-May-18	0.251 L	25-May-18 18:18	1
PFTTrDA	72629-94-8	ND	1.37	2.49	3.99	U	B8E0038	07-May-18	0.251 L	25-May-18 18:18	1
PFTeDA	376-06-7	ND	1.37	2.49	3.99	U	B8E0038	07-May-18	0.251 L	25-May-18 18:18	1

Labeled Standards	Type	% Recovery	Limits	Qualifiers	Batch	Extracted	Samp Size	Analyzed	Dilution
13C3-PFBA	IS	94.2	50 - 150		B8E0038	07-May-18	0.251 L	25-May-18 18:18	1
13C3-PFPeA	IS	90.7	50 - 150		B8E0038	07-May-18	0.251 L	25-May-18 18:18	1
13C3-PFBS	IS	116	50 - 150		B8E0038	07-May-18	0.251 L	25-May-18 18:18	1
13C2-PFHxA	IS	93.0	50 - 150		B8E0038	07-May-18	0.251 L	25-May-18 18:18	1
13C4-PFHpA	IS	103	50 - 150		B8E0038	07-May-18	0.251 L	25-May-18 18:18	1
18O2-PFHxS	IS	84.7	50 - 150		B8E0038	07-May-18	0.251 L	25-May-18 18:18	1
13C2-PFOA	IS	81.9	50 - 150		B8E0038	07-May-18	0.251 L	25-May-18 18:18	1
13C8-PFOS	IS	95.9	50 - 150		B8E0038	07-May-18	0.251 L	25-May-18 18:18	1
13C5-PFNA	IS	81.0	50 - 150		B8E0038	07-May-18	0.251 L	25-May-18 18:18	1
13C2-PFDA	IS	58.5	50 - 150		B8E0038	07-May-18	0.251 L	25-May-18 18:18	1
13C8-PFOSA	IS	53.4	50 - 150		B8E0038	07-May-18	0.251 L	25-May-18 18:18	1
d3-MeFOSAA	IS	83.2	50 - 150		B8E0038	07-May-18	0.251 L	25-May-18 18:18	1

Sample ID: BP-HN-MW24S-20180424 **PFAS Isotope Dilution Method**

Client Data				Laboratory Data			
Name:	Tetra Tech	Matrix:	Groundwater	Lab Sample:	1800802-02	Column:	BEH C18
Project:	112G08005-WE09	Date Collected:	24-Apr-18 13:25	Date Received:	28-Apr-18 09:48		
Location:	HN MW27S						

Labeled Standards	Type	% Recovery	Limits	Qualifiers	Batch	Extracted	Samp Size	Analyzed	Dilution
13C2-PFUnA	IS	77.9	50 - 150		B8E0038	07-May-18	0.251 L	25-May-18 18:18	1
d5-EtFOSAA	IS	86.7	50 - 150		B8E0038	07-May-18	0.251 L	25-May-18 18:18	1
13C2-PFDoA	IS	81.4	50 - 150		B8E0038	07-May-18	0.251 L	25-May-18 18:18	1
13C2-PFTeDA	IS	100	50 - 150		B8E0038	07-May-18	0.251 L	25-May-18 18:18	1

DL - Detection Limit	LOD - Limit of Detection	LCL-UCL- Lower control limit - upper control limit	When reported, PFHxS, PFOA and PFOS include both linear and branched isomers.
	LOQ - Limit of quantitation	Results reported to the DL.	Only the linear isomer is reported for all other analytes.

Sample ID: BP-HN-MW24S-20180424

PFAS Isotope Dilution Method

Name:	Tetra Tech	Lab Sample:	B8E0038-MS1/B8E0038-MSD1	Source Lab Sample:	1800802-02
Project:	112G08005-WE09	QC Batch:	B8E0038	Date Extracted:	07-May-18
Matrix:	Aqueous	Samp Size:	0.255/0.248 L	Column:	BEH C18

Analyte	CAS Number	Sample (ng/L)	MS (ng/L)	MS Spike Amt	MS % Rec	MS Quals	MSD (ng/L)	MSD Spike Amt	MSD % Rec	RPD	MSD Quals	%Rec Limits	RPD Limits	MS Analyzed	MS Dil	MSD Analyzed	MSD Dil
PFBA	375-22-4	17.6	53.8	39.2	92.2		56.3	40.3	96.0	4.04		70-130	30	25-May-18 17:32	1	25-May-18 17:44	1
PFPeA	2706-90-3	26.5	64.1	39.2	95.8		64.6	40.3	94.4	1.47		70-130	30	25-May-18 17:32	1	25-May-18 17:44	1
PFBS	375-73-5	1.85	37.2	39.2	90.1		40.4	40.3	95.6	5.92		70-130	30	25-May-18 17:32	1	25-May-18 17:44	1
PFHxA	307-24-4	22.5	60.7	39.2	97.4		62.6	40.3	99.6	2.23		70-130	30	25-May-18 17:32	1	25-May-18 17:44	1
PFHpA	375-85-9	33.4	72.9	39.2	101		77.3	40.3	109	7.62		70-130	30	25-May-18 17:32	1	25-May-18 17:44	1
PFHxS	355-46-4	1.81	38.1	39.2	92.6		40.8	40.3	96.7	4.33		70-130	30	25-May-18 17:32	1	25-May-18 17:44	1
6:2 FTS	27619-97-2	ND	41.5	39.2	105		42.3	40.3	104	0.957		70-130	30	25-May-18 17:32	1	25-May-18 17:44	1
PFOA	335-67-1	96.2	126	39.2	74.8		143	40.3	115	42.4	H	70-130	30	25-May-18 17:32	1	25-May-18 17:44	1
PFHpS	375-92-8	ND	42.7	39.2	109		49.5	40.3	123	12.1		70-130	30	25-May-18 17:32	1	25-May-18 17:44	1
PFOS	1763-23-1	10.8	43.8	39.2	84.2		48.7	40.3	94.0	11.0		70-130	30	25-May-18 17:32	1	25-May-18 17:44	1
PFNA	375-95-1	43.8	84.1	39.2	103		95.3	40.3	128	21.6		70-130	30	25-May-18 17:32	1	25-May-18 17:44	1
PFDA	335-76-2	1.80	49.3	39.2	121		45.4	40.3	108	11.4		70-130	30	25-May-18 17:32	1	25-May-18 17:44	1
8:2 FTS	39108-34-4	ND	33.6	39.2	85.8		36.0	40.3	89.3	4.00		70-130	30	25-May-18 17:32	1	25-May-18 17:44	1
PFOSA	754-91-6	ND	36.0	39.2	91.8		37.4	40.3	92.8	1.08		70-130	30	25-May-18 17:32	1	25-May-18 17:44	1
MeFOSAA	2355-31-9	ND	40.2	39.2	102		44.0	40.3	109	6.64		70-130	30	25-May-18 17:32	1	25-May-18 17:44	1
PFDS	335-77-3	ND	45.5	39.2	116		49.7	40.3	123	5.86		70-130	30	25-May-18 17:32	1	25-May-18 17:44	1
PFUnA	2058-94-8	2.33	40.7	39.2	97.9		35.4	40.3	82.1	17.6		70-130	30	25-May-18 17:32	1	25-May-18 17:44	1
EtFOSAA	2991-50-6	ND	45.9	39.2	117		44.2	40.3	110	6.17		70-130	30	25-May-18 17:32	1	25-May-18 17:44	1
PFDoA	307-55-1	ND	35.7	39.2	91.0		34.7	40.3	86.0	5.65		70-130	30	25-May-18 17:32	1	25-May-18 17:44	1
PFTTrDA	72629-94-8	ND	37.5	39.2	95.5		42.6	40.3	106	10.4		70-130	30	25-May-18 17:32	1	25-May-18 17:44	1
PFTeDA	376-06-7	ND	35.2	39.2	89.8		37.6	40.3	93.4	3.93		70-130	30	25-May-18 17:32	1	25-May-18 17:44	1

Labeled Standards	Type	MS % Rec	MS Quals	MSD % Rec	MSD Quals	Limits	MS Analyzed	MS Dil	MSD Analyzed	MSD Dil
13C3-PFBA	IS	96.5		97.0		50-150	25-May-18 17:32	1	25-May-18 17:44	1
13C3-PFPeA	IS	84.6		93.3		50-150	25-May-18 17:32	1	25-May-18 17:44	1
13C3-PFBS	IS	114		115		50-150	25-May-18 17:32	1	25-May-18 17:44	1
13C2-PFHxA	IS	90.1		97.4		50-150	25-May-18 17:32	1	25-May-18 17:44	1
13C4-PFHpA	IS	98.5		98.0		50-150	25-May-18 17:32	1	25-May-18 17:44	1
18O2-PFHxS	IS	95.3		90.5		50-150	25-May-18 17:32	1	25-May-18 17:44	1
13C2-PFOA	IS	86.5		79.9		50-150	25-May-18 17:32	1	25-May-18 17:44	1
13C8-PFOS	IS	96.7		92.3		50-150	25-May-18 17:32	1	25-May-18 17:44	1
13C5-PFNA	IS	80.3		75.2		50-150	25-May-18 17:32	1	25-May-18 17:44	1
13C2-PFDA	IS	60.9		60.8		50-150	25-May-18 17:32	1	25-May-18 17:44	1
13C8-PFOSA	IS	46.3	H	52.5		50-150	25-May-18 17:32	1	25-May-18 17:44	1
d3-MeFOSAA	IS	75.2		80.4		50-150	25-May-18 17:32	1	25-May-18 17:44	1
13C2-PFUnA	IS	63.8		71.8		50-150	25-May-18 17:32	1	25-May-18 17:44	1

Sample ID: BP-HN-MW24S-20180424 **PFAS Isotope Dilution Method**

Name: Tetra Tech	Lab Sample: B8E0038-MS1/B8E0038-MSD1	Source Lab Sample: 1800802-02
Project: 112G08005-WE09	QC Batch: B8E0038	Date Extracted: 07-May-18
Matrix: Aqueous	Samp Size: 0.255/0.248 L	Column: BEH C18

Labeled Standards	Type	MS % Rec	MS Quals	MSD % Rec	MSD Quals	Limits	MS Analyzed	MS Dil	MSD Analyzed	MSD Dil
d5-EtFOSAA	IS	75.1		86.1		50-150	25-May-18 17:32	1	25-May-18 17:44	1
13C2-PFDoA	IS	91.5		92.1		50-150	25-May-18 17:32	1	25-May-18 17:44	1
13C2-PFTeDA	IS	85.3		90.6		50-150	25-May-18 17:32	1	25-May-18 17:44	1

Sample ID: BPS1-TT-MW309S-20180425

PFAS Isotope Dilution Method

Client Data				Laboratory Data			
Name:	Tetra Tech	Matrix:	Groundwater	Lab Sample:	1800802-03	Column:	BEH C18
Project:	112G08005-WE09	Date Collected:	25-Apr-18 09:27	Date Received:	28-Apr-18 09:48		
Location:	MW309S						

Analyte	CAS Number	Conc. (ng/L)	DL	LOD	LOQ	Qualifiers	Batch	Extracted	Samp Size	Analyzed	Dilution
PFBA	375-22-4	35.6	1.37	2.50	4.00		B8E0038	07-May-18	0.250 L	25-May-18 18:29	1
PFPeA	2706-90-3	126	1.37	2.50	4.00		B8E0038	07-May-18	0.250 L	25-May-18 18:29	1
PFBS	375-73-5	1.55	1.37	2.50	4.00	J	B8E0038	07-May-18	0.250 L	25-May-18 18:29	1
PFHxA	307-24-4	83.1	1.37	2.50	4.00		B8E0038	07-May-18	0.250 L	25-May-18 18:29	1
PFHpA	375-85-9	97.8	1.37	2.50	4.00		B8E0038	07-May-18	0.250 L	25-May-18 18:29	1
PFHxS	355-46-4	2.42	1.37	2.50	4.00	J	B8E0038	07-May-18	0.250 L	25-May-18 18:29	1
6:2 FTS	27619-97-2	1.77	1.37	2.50	4.00	J	B8E0038	07-May-18	0.250 L	25-May-18 18:29	1
PFOA	335-67-1	53.2	1.37	2.50	4.00		B8E0038	07-May-18	0.250 L	25-May-18 18:29	1
PFHpS	375-92-8	ND	1.37	2.50	4.00	U	B8E0038	07-May-18	0.250 L	25-May-18 18:29	1
PFOS	1763-23-1	9.34	1.37	2.50	4.00		B8E0038	07-May-18	0.250 L	25-May-18 18:29	1
PFNA	375-95-1	1.53	1.37	2.50	4.00	J	B8E0038	07-May-18	0.250 L	25-May-18 18:29	1
PFDA	335-76-2	2.17	1.37	2.50	4.00	J	B8E0038	07-May-18	0.250 L	25-May-18 18:29	1
8:2 FTS	39108-34-4	ND	1.37	2.50	4.00	U	B8E0038	07-May-18	0.250 L	25-May-18 18:29	1
PFOSA	754-91-6	ND	1.37	2.50	4.00	U	B8E0038	07-May-18	0.250 L	25-May-18 18:29	1
MeFOSAA	2355-31-9	ND	1.37	2.50	4.00	U	B8E0038	07-May-18	0.250 L	25-May-18 18:29	1
PFDS	335-77-3	ND	1.37	2.50	4.00	U	B8E0038	07-May-18	0.250 L	25-May-18 18:29	1
PFUnA	2058-94-8	ND	1.37	2.50	4.00	U	B8E0038	07-May-18	0.250 L	25-May-18 18:29	1
EtFOSAA	2991-50-6	ND	1.37	2.50	4.00	U	B8E0038	07-May-18	0.250 L	25-May-18 18:29	1
PFDoA	307-55-1	ND	1.37	2.50	4.00	U	B8E0038	07-May-18	0.250 L	25-May-18 18:29	1
PFTTrDA	72629-94-8	ND	1.37	2.50	4.00	U	B8E0038	07-May-18	0.250 L	25-May-18 18:29	1
PFTeDA	376-06-7	ND	1.37	2.50	4.00	U	B8E0038	07-May-18	0.250 L	25-May-18 18:29	1

Labeled Standards	Type	% Recovery	Limits	Qualifiers	Batch	Extracted	Samp Size	Analyzed	Dilution
13C3-PFBA	IS	95.9	50 - 150		B8E0038	07-May-18	0.250 L	25-May-18 18:29	1
13C3-PFPeA	IS	87.8	50 - 150		B8E0038	07-May-18	0.250 L	25-May-18 18:29	1
13C3-PFBS	IS	110	50 - 150		B8E0038	07-May-18	0.250 L	25-May-18 18:29	1
13C2-PFHxA	IS	88.9	50 - 150		B8E0038	07-May-18	0.250 L	25-May-18 18:29	1
13C4-PFHpA	IS	95.6	50 - 150		B8E0038	07-May-18	0.250 L	25-May-18 18:29	1
18O2-PFHxS	IS	88.6	50 - 150		B8E0038	07-May-18	0.250 L	25-May-18 18:29	1
13C2-PFOA	IS	89.1	50 - 150		B8E0038	07-May-18	0.250 L	25-May-18 18:29	1
13C8-PFOS	IS	88.6	50 - 150		B8E0038	07-May-18	0.250 L	25-May-18 18:29	1
13C5-PFNA	IS	79.4	50 - 150		B8E0038	07-May-18	0.250 L	25-May-18 18:29	1
13C2-PFDA	IS	62.7	50 - 150		B8E0038	07-May-18	0.250 L	25-May-18 18:29	1
13C8-PFOSA	IS	48.1	50 - 150	H	B8E0038	07-May-18	0.250 L	25-May-18 18:29	1
d3-MeFOSAA	IS	63.6	50 - 150		B8E0038	07-May-18	0.250 L	25-May-18 18:29	1

Sample ID: BPS1-TT-MW309S-20180425 **PFAS Isotope Dilution Method**

Client Data				Laboratory Data			
Name:	Tetra Tech	Matrix:	Groundwater	Lab Sample:	1800802-03	Column:	BEH C18
Project:	112G08005-WE09	Date Collected:	25-Apr-18 09:27	Date Received:	28-Apr-18 09:48		
Location:	MW309S						

Labeled Standards	Type	% Recovery	Limits	Qualifiers	Batch	Extracted	Samp Size	Analyzed	Dilution
13C2-PFUnA	IS	65.4	50 - 150		B8E0038	07-May-18	0.250 L	25-May-18 18:29	1
d5-EtFOSAA	IS	76.1	50 - 150		B8E0038	07-May-18	0.250 L	25-May-18 18:29	1
13C2-PFDoA	IS	80.6	50 - 150		B8E0038	07-May-18	0.250 L	25-May-18 18:29	1
13C2-PFTeDA	IS	68.0	50 - 150		B8E0038	07-May-18	0.250 L	25-May-18 18:29	1

DL - Detection Limit	LOD - Limit of Detection	LCL-UCL- Lower control limit - upper control limit	When reported, PFHxS, PFOA and PFOS include both linear and branched isomers.
	LOQ - Limit of quantitation	Results reported to the DL.	Only the linear isomer is reported for all other analytes.

Sample ID: BPS1-TT-MW313S-20180425
PFAS Isotope Dilution Method

Client Data				Laboratory Data			
Name:	Tetra Tech	Matrix:	Groundwater	Lab Sample:	1800802-04	Column:	BEH C18
Project:	112G08005-WE09	Date Collected:	25-Apr-18 12:12	Date Received:	28-Apr-18 09:48		
Location:	MW313S						

Analyte	CAS Number	Conc. (ng/L)	DL	LOD	LOQ	Qualifiers	Batch	Extracted	Samp Size	Analyzed	Dilution
PFBA	375-22-4	6.77	1.34	2.44	3.90		B8E0038	07-May-18	0.256 L	25-May-18 18:41	1
PFPeA	2706-90-3	10.2	1.34	2.44	3.90		B8E0038	07-May-18	0.256 L	25-May-18 18:41	1
PFBS	375-73-5	ND	1.34	2.44	3.90	U	B8E0038	07-May-18	0.256 L	25-May-18 18:41	1
PFHxA	307-24-4	6.58	1.34	2.44	3.90		B8E0038	07-May-18	0.256 L	25-May-18 18:41	1
PFHpA	375-85-9	2.72	1.34	2.44	3.90	J	B8E0038	07-May-18	0.256 L	25-May-18 18:41	1
PFHxS	355-46-4	ND	1.34	2.44	3.90	U	B8E0038	07-May-18	0.256 L	25-May-18 18:41	1
6:2 FTS	27619-97-2	ND	1.34	2.44	3.90	U	B8E0038	07-May-18	0.256 L	25-May-18 18:41	1
PFOA	335-67-1	3.63	1.34	2.44	3.90	J	B8E0038	07-May-18	0.256 L	25-May-18 18:41	1
PFHpS	375-92-8	ND	1.34	2.44	3.90	U	B8E0038	07-May-18	0.256 L	25-May-18 18:41	1
PFOS	1763-23-1	6.97	1.34	2.44	3.90		B8E0038	07-May-18	0.256 L	25-May-18 18:41	1
PFNA	375-95-1	3.61	1.34	2.44	3.90	J	B8E0038	07-May-18	0.256 L	25-May-18 18:41	1
PFDA	335-76-2	ND	1.34	2.44	3.90	U	B8E0038	07-May-18	0.256 L	25-May-18 18:41	1
8:2 FTS	39108-34-4	ND	1.34	2.44	3.90	U	B8E0038	07-May-18	0.256 L	25-May-18 18:41	1
PFOSA	754-91-6	ND	1.34	2.44	3.90	U	B8E0038	07-May-18	0.256 L	25-May-18 18:41	1
MeFOSAA	2355-31-9	ND	1.34	2.44	3.90	U	B8E0038	07-May-18	0.256 L	25-May-18 18:41	1
PFDS	335-77-3	ND	1.34	2.44	3.90	U	B8E0038	07-May-18	0.256 L	25-May-18 18:41	1
PFUnA	2058-94-8	ND	1.34	2.44	3.90	U	B8E0038	07-May-18	0.256 L	25-May-18 18:41	1
EtFOSAA	2991-50-6	ND	1.34	2.44	3.90	U	B8E0038	07-May-18	0.256 L	25-May-18 18:41	1
PFDoA	307-55-1	ND	1.34	2.44	3.90	U	B8E0038	07-May-18	0.256 L	25-May-18 18:41	1
PFTTrDA	72629-94-8	ND	1.34	2.44	3.90	U	B8E0038	07-May-18	0.256 L	25-May-18 18:41	1
PFTeDA	376-06-7	ND	1.34	2.44	3.90	U	B8E0038	07-May-18	0.256 L	25-May-18 18:41	1

Labeled Standards	Type	% Recovery	Limits	Qualifiers	Batch	Extracted	Samp Size	Analyzed	Dilution
13C3-PFBA	IS	92.7	50 - 150		B8E0038	07-May-18	0.256 L	25-May-18 18:41	1
13C3-PFPeA	IS	84.0	50 - 150		B8E0038	07-May-18	0.256 L	25-May-18 18:41	1
13C3-PFBS	IS	112	50 - 150		B8E0038	07-May-18	0.256 L	25-May-18 18:41	1
13C2-PFHxA	IS	89.4	50 - 150		B8E0038	07-May-18	0.256 L	25-May-18 18:41	1
13C4-PFHpA	IS	94.5	50 - 150		B8E0038	07-May-18	0.256 L	25-May-18 18:41	1
18O2-PFHxS	IS	88.6	50 - 150		B8E0038	07-May-18	0.256 L	25-May-18 18:41	1
13C2-PFOA	IS	78.4	50 - 150		B8E0038	07-May-18	0.256 L	25-May-18 18:41	1
13C8-PFOS	IS	88.3	50 - 150		B8E0038	07-May-18	0.256 L	25-May-18 18:41	1
13C5-PFNA	IS	81.4	50 - 150		B8E0038	07-May-18	0.256 L	25-May-18 18:41	1
13C2-PFDA	IS	54.6	50 - 150		B8E0038	07-May-18	0.256 L	25-May-18 18:41	1
13C8-PFOSA	IS	44.6	50 - 150	H	B8E0038	07-May-18	0.256 L	25-May-18 18:41	1
d3-MeFOSAA	IS	72.3	50 - 150		B8E0038	07-May-18	0.256 L	25-May-18 18:41	1

Sample ID: BPS1-TT-MW313S-20180425 **PFAS Isotope Dilution Method**

Client Data				Laboratory Data			
Name:	Tetra Tech	Matrix:	Groundwater	Lab Sample:	1800802-04	Column:	BEH C18
Project:	112G08005-WE09	Date Collected:	25-Apr-18 12:12	Date Received:	28-Apr-18 09:48		
Location:	MW313S						

Labeled Standards	Type	% Recovery	Limits	Qualifiers	Batch	Extracted	Samp Size	Analyzed	Dilution
13C2-PFUnA	IS	66.4	50 - 150		B8E0038	07-May-18	0.256 L	25-May-18 18:41	1
d5-EtFOSAA	IS	72.9	50 - 150		B8E0038	07-May-18	0.256 L	25-May-18 18:41	1
13C2-PFDoA	IS	72.0	50 - 150		B8E0038	07-May-18	0.256 L	25-May-18 18:41	1
13C2-PFTeDA	IS	72.9	50 - 150		B8E0038	07-May-18	0.256 L	25-May-18 18:41	1

DL - Detection Limit LOD - Limit of Detection LCL-UCL- Lower control limit - upper control limit When reported, PFHxS, PFOA and PFOS include both linear and branched isomers.
 LOQ - Limit of quantitation Results reported to the DL. Only the linear isomer is reported for all other analytes.

Sample ID: BPS1-TT-MW301S-20180425
PFAS Isotope Dilution Method

Client Data				Laboratory Data			
Name:	Tetra Tech	Matrix:	Groundwater	Lab Sample:	1800802-05	Column:	BEH C18
Project:	112G08005-WE09	Date Collected:	25-Apr-18 13:52	Date Received:	28-Apr-18 09:48		
Location:	MW301S						

Analyte	CAS Number	Conc. (ng/L)	DL	LOD	LOQ	Qualifiers	Batch	Extracted	Samp Size	Analyzed	Dilution
PFBA	375-22-4	2.10	1.57	2.85	4.57	J	B8E0038	07-May-18	0.219 L	25-May-18 18:52	1
PFPeA	2706-90-3	5.63	1.57	2.85	4.57		B8E0038	07-May-18	0.219 L	25-May-18 18:52	1
PFBS	375-73-5	ND	1.57	2.85	4.57	U	B8E0038	07-May-18	0.219 L	25-May-18 18:52	1
PFHxA	307-24-4	4.50	1.57	2.85	4.57	J	B8E0038	07-May-18	0.219 L	25-May-18 18:52	1
PFHpA	375-85-9	2.43	1.57	2.85	4.57	J	B8E0038	07-May-18	0.219 L	25-May-18 18:52	1
PFHxS	355-46-4	ND	1.57	2.85	4.57	U	B8E0038	07-May-18	0.219 L	25-May-18 18:52	1
6:2 FTS	27619-97-2	ND	1.57	2.85	4.57	U	B8E0038	07-May-18	0.219 L	25-May-18 18:52	1
PFOA	335-67-1	4.73	1.57	2.85	4.57		B8E0038	07-May-18	0.219 L	25-May-18 18:52	1
PFHpS	375-92-8	ND	1.57	2.85	4.57	U	B8E0038	07-May-18	0.219 L	25-May-18 18:52	1
PFOS	1763-23-1	ND	1.57	2.85	4.57	U	B8E0038	07-May-18	0.219 L	25-May-18 18:52	1
PFNA	375-95-1	ND	1.57	2.85	4.57	U	B8E0038	07-May-18	0.219 L	25-May-18 18:52	1
PFDA	335-76-2	ND	1.57	2.85	4.57	U	B8E0038	07-May-18	0.219 L	25-May-18 18:52	1
8:2 FTS	39108-34-4	ND	1.57	2.85	4.57	U	B8E0038	07-May-18	0.219 L	25-May-18 18:52	1
PFOSA	754-91-6	ND	1.57	2.85	4.57	U	B8E0038	07-May-18	0.219 L	25-May-18 18:52	1
MeFOSAA	2355-31-9	ND	1.57	2.85	4.57	U	B8E0038	07-May-18	0.219 L	25-May-18 18:52	1
PFDS	335-77-3	ND	1.57	2.85	4.57	U	B8E0038	07-May-18	0.219 L	25-May-18 18:52	1
PFUnA	2058-94-8	ND	1.57	2.85	4.57	U	B8E0038	07-May-18	0.219 L	25-May-18 18:52	1
EtFOSAA	2991-50-6	ND	1.57	2.85	4.57	U	B8E0038	07-May-18	0.219 L	25-May-18 18:52	1
PFDoA	307-55-1	ND	1.57	2.85	4.57	U	B8E0038	07-May-18	0.219 L	25-May-18 18:52	1
PFTTrDA	72629-94-8	ND	1.57	2.85	4.57	U	B8E0038	07-May-18	0.219 L	25-May-18 18:52	1
PFTeDA	376-06-7	ND	1.57	2.85	4.57	U	B8E0038	07-May-18	0.219 L	25-May-18 18:52	1

Labeled Standards	Type	% Recovery	Limits	Qualifiers	Batch	Extracted	Samp Size	Analyzed	Dilution
13C3-PFBA	IS	95.6	50 - 150		B8E0038	07-May-18	0.219 L	25-May-18 18:52	1
13C3-PFPeA	IS	91.7	50 - 150		B8E0038	07-May-18	0.219 L	25-May-18 18:52	1
13C3-PFBS	IS	121	50 - 150		B8E0038	07-May-18	0.219 L	25-May-18 18:52	1
13C2-PFHxA	IS	93.5	50 - 150		B8E0038	07-May-18	0.219 L	25-May-18 18:52	1
13C4-PFHpA	IS	96.0	50 - 150		B8E0038	07-May-18	0.219 L	25-May-18 18:52	1
18O2-PFHxS	IS	93.2	50 - 150		B8E0038	07-May-18	0.219 L	25-May-18 18:52	1
13C2-PFOA	IS	96.6	50 - 150		B8E0038	07-May-18	0.219 L	25-May-18 18:52	1
13C8-PFOS	IS	94.2	50 - 150		B8E0038	07-May-18	0.219 L	25-May-18 18:52	1
13C5-PFNA	IS	82.0	50 - 150		B8E0038	07-May-18	0.219 L	25-May-18 18:52	1
13C2-PFDA	IS	64.5	50 - 150		B8E0038	07-May-18	0.219 L	25-May-18 18:52	1
13C8-PFOSA	IS	50.8	50 - 150		B8E0038	07-May-18	0.219 L	25-May-18 18:52	1
d3-MeFOSAA	IS	77.1	50 - 150		B8E0038	07-May-18	0.219 L	25-May-18 18:52	1

Sample ID: BPS1-TT-MW301S-20180425 **PFAS Isotope Dilution Method**

Client Data				Laboratory Data			
Name:	Tetra Tech	Matrix:	Groundwater	Lab Sample:	1800802-05	Column:	BEH C18
Project:	112G08005-WE09	Date Collected:	25-Apr-18 13:52	Date Received:	28-Apr-18 09:48		
Location:	MW301S						

Labeled Standards	Type	% Recovery	Limits	Qualifiers	Batch	Extracted	Samp Size	Analyzed	Dilution
13C2-PFUnA	IS	71.1	50 - 150		B8E0038	07-May-18	0.219 L	25-May-18 18:52	1
d5-EtFOSAA	IS	81.3	50 - 150		B8E0038	07-May-18	0.219 L	25-May-18 18:52	1
13C2-PFDoA	IS	85.6	50 - 150		B8E0038	07-May-18	0.219 L	25-May-18 18:52	1
13C2-PFTeDA	IS	85.8	50 - 150		B8E0038	07-May-18	0.219 L	25-May-18 18:52	1

DL - Detection Limit LOD - Limit of Detection LCL-UCL- Lower control limit - upper control limit When reported, PFHxS, PFOA and PFOS include both linear and branched isomers.
 LOQ - Limit of quantitation Results reported to the DL. Only the linear isomer is reported for all other analytes.

Sample ID: BP-DUP02-20180425

PFAS Isotope Dilution Method

Client Data					Laboratory Data						
Name:	Tetra Tech	Matrix:	Groundwater	Lab Sample:	1800802-06	Column:	BEH C18				
Project:	112G08005-WE09	Date Collected:	25-Apr-18 08:00	Date Received:	28-Apr-18 09:48						

Analyte	CAS Number	Conc. (ng/L)	DL	LOD	LOQ	Qualifiers	Batch	Extracted	Samp Size	Analyzed	Dilution
PFBA	375-22-4	39.4	1.42	2.59	4.15		B8E0038	07-May-18	0.241 L	25-May-18 19:04	1
PFPeA	2706-90-3	136	1.42	2.59	4.15		B8E0038	07-May-18	0.241 L	25-May-18 19:04	1
PFBS	375-73-5	1.76	1.42	2.59	4.15	J	B8E0038	07-May-18	0.241 L	25-May-18 19:04	1
PFHxA	307-24-4	87.2	1.42	2.59	4.15		B8E0038	07-May-18	0.241 L	25-May-18 19:04	1
PFHpA	375-85-9	92.3	1.42	2.59	4.15		B8E0038	07-May-18	0.241 L	25-May-18 19:04	1
PFHxS	355-46-4	2.38	1.42	2.59	4.15	J	B8E0038	07-May-18	0.241 L	25-May-18 19:04	1
6:2 FTS	27619-97-2	1.98	1.42	2.59	4.15	J	B8E0038	07-May-18	0.241 L	25-May-18 19:04	1
PFOA	335-67-1	49.3	1.42	2.59	4.15		B8E0038	07-May-18	0.241 L	25-May-18 19:04	1
PFHpS	375-92-8	ND	1.42	2.59	4.15	U	B8E0038	07-May-18	0.241 L	25-May-18 19:04	1
PFOS	1763-23-1	8.54	1.42	2.59	4.15		B8E0038	07-May-18	0.241 L	25-May-18 19:04	1
PFNA	375-95-1	1.74	1.42	2.59	4.15	J	B8E0038	07-May-18	0.241 L	25-May-18 19:04	1
PFDA	335-76-2	2.62	1.42	2.59	4.15	J	B8E0038	07-May-18	0.241 L	25-May-18 19:04	1
8:2 FTS	39108-34-4	ND	1.42	2.59	4.15	U	B8E0038	07-May-18	0.241 L	25-May-18 19:04	1
PFOSA	754-91-6	ND	1.42	2.59	4.15	U	B8E0038	07-May-18	0.241 L	25-May-18 19:04	1
MeFOSAA	2355-31-9	ND	1.42	2.59	4.15	U	B8E0038	07-May-18	0.241 L	25-May-18 19:04	1
PFDS	335-77-3	ND	1.42	2.59	4.15	U	B8E0038	07-May-18	0.241 L	25-May-18 19:04	1
PFUnA	2058-94-8	ND	1.42	2.59	4.15	U	B8E0038	07-May-18	0.241 L	25-May-18 19:04	1
EtFOSAA	2991-50-6	ND	1.42	2.59	4.15	U	B8E0038	07-May-18	0.241 L	25-May-18 19:04	1
PFDoA	307-55-1	ND	1.42	2.59	4.15	U	B8E0038	07-May-18	0.241 L	25-May-18 19:04	1
PFTTrDA	72629-94-8	ND	1.42	2.59	4.15	U	B8E0038	07-May-18	0.241 L	25-May-18 19:04	1
PFTeDA	376-06-7	ND	1.42	2.59	4.15	U	B8E0038	07-May-18	0.241 L	25-May-18 19:04	1

Labeled Standards	Type	% Recovery	Limits	Qualifiers	Batch	Extracted	Samp Size	Analyzed	Dilution
13C3-PFBA	IS	93.1	50 - 150		B8E0038	07-May-18	0.241 L	25-May-18 19:04	1
13C3-PFPeA	IS	87.8	50 - 150		B8E0038	07-May-18	0.241 L	25-May-18 19:04	1
13C3-PFBS	IS	101	50 - 150		B8E0038	07-May-18	0.241 L	25-May-18 19:04	1
13C2-PFHxA	IS	91.8	50 - 150		B8E0038	07-May-18	0.241 L	25-May-18 19:04	1
13C4-PFHpA	IS	95.1	50 - 150		B8E0038	07-May-18	0.241 L	25-May-18 19:04	1
18O2-PFHxS	IS	92.7	50 - 150		B8E0038	07-May-18	0.241 L	25-May-18 19:04	1
13C2-PFOA	IS	84.2	50 - 150		B8E0038	07-May-18	0.241 L	25-May-18 19:04	1
13C8-PFOS	IS	96.5	50 - 150		B8E0038	07-May-18	0.241 L	25-May-18 19:04	1
13C5-PFNA	IS	71.8	50 - 150		B8E0038	07-May-18	0.241 L	25-May-18 19:04	1
13C2-PFDA	IS	51.8	50 - 150		B8E0038	07-May-18	0.241 L	25-May-18 19:04	1
13C8-PFOSA	IS	43.8	50 - 150	H	B8E0038	07-May-18	0.241 L	25-May-18 19:04	1
d3-MeFOSAA	IS	68.0	50 - 150		B8E0038	07-May-18	0.241 L	25-May-18 19:04	1

Sample ID: BP-DUP02-20180425 **PFAS Isotope Dilution Method**

Client Data				Laboratory Data			
Name:	Tetra Tech	Matrix:	Groundwater	Lab Sample:	1800802-06	Column:	BEH C18
Project:	112G08005-WE09	Date Collected:	25-Apr-18 08:00	Date Received:	28-Apr-18 09:48		

Labeled Standards	Type	% Recovery	Limits	Qualifiers	Batch	Extracted	Samp Size	Analyzed	Dilution
13C2-PFUnA	IS	63.6	50 - 150		B8E0038	07-May-18	0.241 L	25-May-18 19:04	1
d5-EtFOSAA	IS	74.6	50 - 150		B8E0038	07-May-18	0.241 L	25-May-18 19:04	1
13C2-PFDoA	IS	67.1	50 - 150		B8E0038	07-May-18	0.241 L	25-May-18 19:04	1
13C2-PFTeDA	IS	79.5	50 - 150		B8E0038	07-May-18	0.241 L	25-May-18 19:04	1

DL - Detection Limit LOD - Limit of Detection LCL-UCL- Lower control limit - upper control limit When reported, PFHxS, PFOA and PFOS include both linear and branched isomers.
 LOQ - Limit of quantitation Results reported to the DL. Only the linear isomer is reported for all other analytes.

Sample ID: BP-EB01-20180425

PFAS Isotope Dilution Method

Client Data					Laboratory Data						
Name:	Tetra Tech	Matrix:	Groundwater	Lab Sample:	1800802-07	Column:	BEH C18				
Project:	112G08005-WE09	Date Collected:	25-Apr-18 16:00	Date Received:	28-Apr-18 09:48						

Analyte	CAS Number	Conc. (ng/L)	DL	LOD	LOQ	Qualifiers	Batch	Extracted	Samp Size	Analyzed	Dilution
PFBA	375-22-4	ND	1.42	2.59	4.15	U	B8E0038	07-May-18	0.241 L	25-May-18 19:15	1
PFPeA	2706-90-3	ND	1.42	2.59	4.15	U	B8E0038	07-May-18	0.241 L	25-May-18 19:15	1
PFBS	375-73-5	ND	1.42	2.59	4.15	U	B8E0038	07-May-18	0.241 L	25-May-18 19:15	1
PFHxA	307-24-4	ND	1.42	2.59	4.15	U	B8E0038	07-May-18	0.241 L	25-May-18 19:15	1
PFHpA	375-85-9	ND	1.42	2.59	4.15	U	B8E0038	07-May-18	0.241 L	25-May-18 19:15	1
PFHxS	355-46-4	ND	1.42	2.59	4.15	U	B8E0038	07-May-18	0.241 L	25-May-18 19:15	1
6:2 FTS	27619-97-2	ND	1.42	2.59	4.15	U	B8E0038	07-May-18	0.241 L	25-May-18 19:15	1
PFOA	335-67-1	ND	1.42	2.59	4.15	U	B8E0038	07-May-18	0.241 L	25-May-18 19:15	1
PFHpS	375-92-8	ND	1.42	2.59	4.15	U	B8E0038	07-May-18	0.241 L	25-May-18 19:15	1
PFOS	1763-23-1	ND	1.42	2.59	4.15	U	B8E0038	07-May-18	0.241 L	25-May-18 19:15	1
PFNA	375-95-1	ND	1.42	2.59	4.15	U	B8E0038	07-May-18	0.241 L	25-May-18 19:15	1
PFDA	335-76-2	ND	1.42	2.59	4.15	U	B8E0038	07-May-18	0.241 L	25-May-18 19:15	1
8:2 FTS	39108-34-4	ND	1.42	2.59	4.15	U	B8E0038	07-May-18	0.241 L	25-May-18 19:15	1
PFOSA	754-91-6	ND	1.42	2.59	4.15	U	B8E0038	07-May-18	0.241 L	25-May-18 19:15	1
MeFOSAA	2355-31-9	ND	1.42	2.59	4.15	U	B8E0038	07-May-18	0.241 L	25-May-18 19:15	1
PFDS	335-77-3	ND	1.42	2.59	4.15	U	B8E0038	07-May-18	0.241 L	25-May-18 19:15	1
PFUnA	2058-94-8	ND	1.42	2.59	4.15	U	B8E0038	07-May-18	0.241 L	25-May-18 19:15	1
EtFOSAA	2991-50-6	ND	1.42	2.59	4.15	U	B8E0038	07-May-18	0.241 L	25-May-18 19:15	1
PFDoA	307-55-1	ND	1.42	2.59	4.15	U	B8E0038	07-May-18	0.241 L	25-May-18 19:15	1
PFTTrDA	72629-94-8	ND	1.42	2.59	4.15	U	B8E0038	07-May-18	0.241 L	25-May-18 19:15	1
PFTeDA	376-06-7	ND	1.42	2.59	4.15	U	B8E0038	07-May-18	0.241 L	25-May-18 19:15	1

Labeled Standards	Type	% Recovery	Limits	Qualifiers	Batch	Extracted	Samp Size	Analyzed	Dilution
13C3-PFBA	IS	91.4	50 - 150		B8E0038	07-May-18	0.241 L	25-May-18 19:15	1
13C3-PFPeA	IS	80.5	50 - 150		B8E0038	07-May-18	0.241 L	25-May-18 19:15	1
13C3-PFBS	IS	103	50 - 150		B8E0038	07-May-18	0.241 L	25-May-18 19:15	1
13C2-PFHxA	IS	87.8	50 - 150		B8E0038	07-May-18	0.241 L	25-May-18 19:15	1
13C4-PFHpA	IS	81.7	50 - 150		B8E0038	07-May-18	0.241 L	25-May-18 19:15	1
18O2-PFHxS	IS	94.6	50 - 150		B8E0038	07-May-18	0.241 L	25-May-18 19:15	1
13C2-PFOA	IS	77.6	50 - 150		B8E0038	07-May-18	0.241 L	25-May-18 19:15	1
13C8-PFOS	IS	92.6	50 - 150		B8E0038	07-May-18	0.241 L	25-May-18 19:15	1
13C5-PFNA	IS	86.7	50 - 150		B8E0038	07-May-18	0.241 L	25-May-18 19:15	1
13C2-PFDA	IS	54.3	50 - 150		B8E0038	07-May-18	0.241 L	25-May-18 19:15	1
13C8-PFOSA	IS	33.9	50 - 150	H	B8E0038	07-May-18	0.241 L	25-May-18 19:15	1
d3-MeFOSAA	IS	60.9	50 - 150		B8E0038	07-May-18	0.241 L	25-May-18 19:15	1

Sample ID: BP-EB01-20180425 **PFAS Isotope Dilution Method**

Client Data				Laboratory Data			
Name:	Tetra Tech	Matrix:	Groundwater	Lab Sample:	1800802-07	Column:	BEH C18
Project:	112G08005-WE09	Date Collected:	25-Apr-18 16:00	Date Received:	28-Apr-18 09:48		

Labeled Standards	Type	% Recovery	Limits	Qualifiers	Batch	Extracted	Samp Size	Analyzed	Dilution
13C2-PFUnA	IS	59.7	50 - 150		B8E0038	07-May-18	0.241 L	25-May-18 19:15	1
d5-EtFOSAA	IS	57.1	50 - 150		B8E0038	07-May-18	0.241 L	25-May-18 19:15	1
13C2-PFDoA	IS	63.2	50 - 150		B8E0038	07-May-18	0.241 L	25-May-18 19:15	1
13C2-PFTeDA	IS	62.9	50 - 150		B8E0038	07-May-18	0.241 L	25-May-18 19:15	1

DL - Detection Limit LOD - Limit of Detection LCL-UCL- Lower control limit - upper control limit When reported, PFHxS, PFOA and PFOS include both linear and branched isomers.
 LOQ - Limit of quantitation Results reported to the DL. Only the linear isomer is reported for all other analytes.

Sample ID: BPS1-TT-MW307I-20180426

PFAS Isotope Dilution Method

Client Data				Laboratory Data			
Name:	Tetra Tech	Matrix:	Groundwater	Lab Sample:	1800802-08	Column:	BEH C18
Project:	112G08005-WE09	Date Collected:	26-Apr-18 10:20	Date Received:	28-Apr-18 09:48		
Location:	MW307I						

Analyte	CAS Number	Conc. (ng/L)	DL	LOD	LOQ	Qualifiers	Batch	Extracted	Samp Size	Analyzed	Dilution
PFBA	375-22-4	2.92	1.33	2.43	3.89	J	B8E0038	07-May-18	0.257 L	25-May-18 19:26	1
PFPeA	2706-90-3	5.51	1.33	2.43	3.89		B8E0038	07-May-18	0.257 L	25-May-18 19:26	1
PFBS	375-73-5	ND	1.33	2.43	3.89	U	B8E0038	07-May-18	0.257 L	25-May-18 19:26	1
PFHxA	307-24-4	ND	1.33	2.43	3.89	U	B8E0038	07-May-18	0.257 L	25-May-18 19:26	1
PFHpA	375-85-9	4.47	1.33	2.43	3.89		B8E0038	07-May-18	0.257 L	25-May-18 19:26	1
PFHxS	355-46-4	ND	1.33	2.43	3.89	U	B8E0038	07-May-18	0.257 L	25-May-18 19:26	1
6:2 FTS	27619-97-2	ND	1.33	2.43	3.89	U	B8E0038	07-May-18	0.257 L	25-May-18 19:26	1
PFOA	335-67-1	9.12	1.33	2.43	3.89		B8E0038	07-May-18	0.257 L	25-May-18 19:26	1
PFHpS	375-92-8	ND	1.33	2.43	3.89	U	B8E0038	07-May-18	0.257 L	25-May-18 19:26	1
PFOS	1763-23-1	6.43	1.33	2.43	3.89		B8E0038	07-May-18	0.257 L	25-May-18 19:26	1
PFNA	375-95-1	3.05	1.33	2.43	3.89	J	B8E0038	07-May-18	0.257 L	25-May-18 19:26	1
PFDA	335-76-2	4.67	1.33	2.43	3.89		B8E0038	07-May-18	0.257 L	25-May-18 19:26	1
8:2 FTS	39108-34-4	ND	1.33	2.43	3.89	U	B8E0038	07-May-18	0.257 L	25-May-18 19:26	1
PFOSA	754-91-6	ND	1.33	2.43	3.89	U	B8E0038	07-May-18	0.257 L	25-May-18 19:26	1
MeFOSAA	2355-31-9	ND	1.33	2.43	3.89	U	B8E0038	07-May-18	0.257 L	25-May-18 19:26	1
PFDS	335-77-3	ND	1.33	2.43	3.89	U	B8E0038	07-May-18	0.257 L	25-May-18 19:26	1
PFUnA	2058-94-8	ND	1.33	2.43	3.89	U	B8E0038	07-May-18	0.257 L	25-May-18 19:26	1
EtFOSAA	2991-50-6	ND	1.33	2.43	3.89	U	B8E0038	07-May-18	0.257 L	25-May-18 19:26	1
PFDoA	307-55-1	ND	1.33	2.43	3.89	U	B8E0038	07-May-18	0.257 L	25-May-18 19:26	1
PFTTrDA	72629-94-8	ND	1.33	2.43	3.89	U	B8E0038	07-May-18	0.257 L	25-May-18 19:26	1
PFTeDA	376-06-7	ND	1.33	2.43	3.89	U	B8E0038	07-May-18	0.257 L	25-May-18 19:26	1

Labeled Standards	Type	% Recovery	Limits	Qualifiers	Batch	Extracted	Samp Size	Analyzed	Dilution
13C3-PFBA	IS	89.9	50 - 150		B8E0038	07-May-18	0.257 L	25-May-18 19:26	1
13C3-PFPeA	IS	86.6	50 - 150		B8E0038	07-May-18	0.257 L	25-May-18 19:26	1
13C3-PFBS	IS	112	50 - 150		B8E0038	07-May-18	0.257 L	25-May-18 19:26	1
13C2-PFHxA	IS	86.8	50 - 150		B8E0038	07-May-18	0.257 L	25-May-18 19:26	1
13C4-PFHpA	IS	88.4	50 - 150		B8E0038	07-May-18	0.257 L	25-May-18 19:26	1
18O2-PFHxS	IS	92.1	50 - 150		B8E0038	07-May-18	0.257 L	25-May-18 19:26	1
13C2-PFOA	IS	81.9	50 - 150		B8E0038	07-May-18	0.257 L	25-May-18 19:26	1
13C8-PFOS	IS	89.9	50 - 150		B8E0038	07-May-18	0.257 L	25-May-18 19:26	1
13C5-PFNA	IS	79.5	50 - 150		B8E0038	07-May-18	0.257 L	25-May-18 19:26	1
13C2-PFDA	IS	52.9	50 - 150		B8E0038	07-May-18	0.257 L	25-May-18 19:26	1
13C8-PFOSA	IS	44.8	50 - 150	H	B8E0038	07-May-18	0.257 L	25-May-18 19:26	1
d3-MeFOSAA	IS	70.5	50 - 150		B8E0038	07-May-18	0.257 L	25-May-18 19:26	1

Sample ID: BPS1-TT-MW307I-20180426 **PFAS Isotope Dilution Method**

Client Data				Laboratory Data			
Name:	Tetra Tech	Matrix:	Groundwater	Lab Sample:	1800802-08	Column:	BEH C18
Project:	112G08005-WE09	Date Collected:	26-Apr-18 10:20	Date Received:	28-Apr-18 09:48		
Location:	MW307I						

Labeled Standards	Type	% Recovery	Limits	Qualifiers	Batch	Extracted	Samp Size	Analyzed	Dilution
13C2-PFUnA	IS	68.3	50 - 150		B8E0038	07-May-18	0.257 L	25-May-18 19:26	1
d5-EtFOSAA	IS	73.3	50 - 150		B8E0038	07-May-18	0.257 L	25-May-18 19:26	1
13C2-PFDoA	IS	71.5	50 - 150		B8E0038	07-May-18	0.257 L	25-May-18 19:26	1
13C2-PFTeDA	IS	79.4	50 - 150		B8E0038	07-May-18	0.257 L	25-May-18 19:26	1

DL - Detection Limit LOD - Limit of Detection LCL-UCL- Lower control limit - upper control limit When reported, PFHxS, PFOA and PFOS include both linear and branched isomers.
 LOQ - Limit of quantitation Results reported to the DL. Only the linear isomer is reported for all other analytes.

Sample ID: BPS1-TT-MW306S-20180426
PFAS Isotope Dilution Method

Client Data				Laboratory Data			
Name:	Tetra Tech	Matrix:	Groundwater	Lab Sample:	1800802-09	Column:	BEH C18
Project:	112G08005-WE09	Date Collected:	26-Apr-18 11:00	Date Received:	28-Apr-18 09:48		
Location:	MW306S						

Analyte	CAS Number	Conc. (ng/L)	DL	LOD	LOQ	Qualifiers	Batch	Extracted	Samp Size	Analyzed	Dilution
PFBA	375-22-4	4.34	1.37	2.50	4.00		B8E0038	07-May-18	0.250 L	25-May-18 19:38	1
PFPeA	2706-90-3	1.72	1.37	2.50	4.00	J	B8E0038	07-May-18	0.250 L	25-May-18 19:38	1
PFBS	375-73-5	ND	1.37	2.50	4.00	U	B8E0038	07-May-18	0.250 L	25-May-18 19:38	1
PFHxA	307-24-4	ND	1.37	2.50	4.00	U	B8E0038	07-May-18	0.250 L	25-May-18 19:38	1
PFHpA	375-85-9	ND	1.37	2.50	4.00	U	B8E0038	07-May-18	0.250 L	25-May-18 19:38	1
PFHxS	355-46-4	ND	1.37	2.50	4.00	U	B8E0038	07-May-18	0.250 L	25-May-18 19:38	1
6:2 FTS	27619-97-2	ND	1.37	2.50	4.00	U	B8E0038	07-May-18	0.250 L	25-May-18 19:38	1
PFOA	335-67-1	5.45	1.37	2.50	4.00		B8E0038	07-May-18	0.250 L	25-May-18 19:38	1
PFHpS	375-92-8	ND	1.37	2.50	4.00	U	B8E0038	07-May-18	0.250 L	25-May-18 19:38	1
PFOS	1763-23-1	9.22	1.37	2.50	4.00		B8E0038	07-May-18	0.250 L	25-May-18 19:38	1
PFNA	375-95-1	1.88	1.37	2.50	4.00	J	B8E0038	07-May-18	0.250 L	25-May-18 19:38	1
PFDA	335-76-2	2.03	1.37	2.50	4.00	J	B8E0038	07-May-18	0.250 L	25-May-18 19:38	1
8:2 FTS	39108-34-4	ND	1.37	2.50	4.00	U	B8E0038	07-May-18	0.250 L	25-May-18 19:38	1
PFOSA	754-91-6	ND	1.37	2.50	4.00	U	B8E0038	07-May-18	0.250 L	25-May-18 19:38	1
MeFOSAA	2355-31-9	ND	1.37	2.50	4.00	U	B8E0038	07-May-18	0.250 L	25-May-18 19:38	1
PFDS	335-77-3	ND	1.37	2.50	4.00	U	B8E0038	07-May-18	0.250 L	25-May-18 19:38	1
PFUnA	2058-94-8	ND	1.37	2.50	4.00	U	B8E0038	07-May-18	0.250 L	25-May-18 19:38	1
EtFOSAA	2991-50-6	ND	1.37	2.50	4.00	U	B8E0038	07-May-18	0.250 L	25-May-18 19:38	1
PFDoA	307-55-1	ND	1.37	2.50	4.00	U	B8E0038	07-May-18	0.250 L	25-May-18 19:38	1
PFTTrDA	72629-94-8	ND	1.37	2.50	4.00	U	B8E0038	07-May-18	0.250 L	25-May-18 19:38	1
PFTeDA	376-06-7	ND	1.37	2.50	4.00	U	B8E0038	07-May-18	0.250 L	25-May-18 19:38	1

Labeled Standards	Type	% Recovery	Limits	Qualifiers	Batch	Extracted	Samp Size	Analyzed	Dilution
13C3-PFBA	IS	92.2	50 - 150		B8E0038	07-May-18	0.250 L	25-May-18 19:38	1
13C3-PFPeA	IS	89.4	50 - 150		B8E0038	07-May-18	0.250 L	25-May-18 19:38	1
13C3-PFBS	IS	119	50 - 150		B8E0038	07-May-18	0.250 L	25-May-18 19:38	1
13C2-PFHxA	IS	89.7	50 - 150		B8E0038	07-May-18	0.250 L	25-May-18 19:38	1
13C4-PFHpA	IS	102	50 - 150		B8E0038	07-May-18	0.250 L	25-May-18 19:38	1
18O2-PFHxS	IS	93.5	50 - 150		B8E0038	07-May-18	0.250 L	25-May-18 19:38	1
13C2-PFOA	IS	96.3	50 - 150		B8E0038	07-May-18	0.250 L	25-May-18 19:38	1
13C8-PFOS	IS	93.8	50 - 150		B8E0038	07-May-18	0.250 L	25-May-18 19:38	1
13C5-PFNA	IS	108	50 - 150		B8E0038	07-May-18	0.250 L	25-May-18 19:38	1
13C2-PFDA	IS	53.9	50 - 150		B8E0038	07-May-18	0.250 L	25-May-18 19:38	1
13C8-PFOSA	IS	53.3	50 - 150		B8E0038	07-May-18	0.250 L	25-May-18 19:38	1
d3-MeFOSAA	IS	72.4	50 - 150		B8E0038	07-May-18	0.250 L	25-May-18 19:38	1

Sample ID: BPS1-TT-MW306S-20180426 **PFAS Isotope Dilution Method**

Client Data				Laboratory Data			
Name:	Tetra Tech	Matrix:	Groundwater	Lab Sample:	1800802-09	Column:	BEH C18
Project:	112G08005-WE09	Date Collected:	26-Apr-18 11:00	Date Received:	28-Apr-18 09:48		
Location:	MW306S						

Labeled Standards	Type	% Recovery	Limits	Qualifiers	Batch	Extracted	Samp Size	Analyzed	Dilution
13C2-PFUnA	IS	61.0	50 - 150		B8E0038	07-May-18	0.250 L	25-May-18 19:38	1
d5-EtFOSAA	IS	76.5	50 - 150		B8E0038	07-May-18	0.250 L	25-May-18 19:38	1
13C2-PFDoA	IS	89.5	50 - 150		B8E0038	07-May-18	0.250 L	25-May-18 19:38	1
13C2-PFTeDA	IS	78.7	50 - 150		B8E0038	07-May-18	0.250 L	25-May-18 19:38	1

DL - Detection Limit	LOD - Limit of Detection	LCL-UCL- Lower control limit - upper control limit	When reported, PFHxS, PFOA and PFOS include both linear and branched isomers.
	LOQ - Limit of quantitation	Results reported to the DL.	Only the linear isomer is reported for all other analytes.

Sample ID: BPS1-TT-MW307D-20180426

PFAS Isotope Dilution Method

Client Data				Laboratory Data			
Name:	Tetra Tech	Matrix:	Groundwater	Lab Sample:	1800802-10	Column:	BEH C18
Project:	112G08005-WE09	Date Collected:	26-Apr-18 11:10	Date Received:	28-Apr-18 09:48		
Location:	MW307D						

Analyte	CAS Number	Conc. (ng/L)	DL	LOD	LOQ	Qualifiers	Batch	Extracted	Samp Size	Analyzed	Dilution
PFBA	375-22-4	2.71	1.31	2.39	3.82	J	B8E0038	07-May-18	0.262 L	25-May-18 19:49	1
PFPeA	2706-90-3	6.51	1.31	2.39	3.82		B8E0038	07-May-18	0.262 L	25-May-18 19:49	1
PFBS	375-73-5	ND	1.31	2.39	3.82	U	B8E0038	07-May-18	0.262 L	25-May-18 19:49	1
PFHxA	307-24-4	4.71	1.31	2.39	3.82		B8E0038	07-May-18	0.262 L	25-May-18 19:49	1
PFHpA	375-85-9	4.39	1.31	2.39	3.82		B8E0038	07-May-18	0.262 L	25-May-18 19:49	1
PFHxS	355-46-4	ND	1.31	2.39	3.82	U	B8E0038	07-May-18	0.262 L	25-May-18 19:49	1
6:2 FTS	27619-97-2	ND	1.31	2.39	3.82	U	B8E0038	07-May-18	0.262 L	25-May-18 19:49	1
PFOA	335-67-1	9.51	1.31	2.39	3.82		B8E0038	07-May-18	0.262 L	25-May-18 19:49	1
PFHpS	375-92-8	ND	1.31	2.39	3.82	U	B8E0038	07-May-18	0.262 L	25-May-18 19:49	1
PFOS	1763-23-1	5.51	1.31	2.39	3.82		B8E0038	07-May-18	0.262 L	25-May-18 19:49	1
PFNA	375-95-1	2.70	1.31	2.39	3.82	J	B8E0038	07-May-18	0.262 L	25-May-18 19:49	1
PFDA	335-76-2	4.91	1.31	2.39	3.82		B8E0038	07-May-18	0.262 L	25-May-18 19:49	1
8:2 FTS	39108-34-4	ND	1.31	2.39	3.82	U	B8E0038	07-May-18	0.262 L	25-May-18 19:49	1
PFOSA	754-91-6	ND	1.31	2.39	3.82	U	B8E0038	07-May-18	0.262 L	25-May-18 19:49	1
MeFOSAA	2355-31-9	ND	1.31	2.39	3.82	U	B8E0038	07-May-18	0.262 L	25-May-18 19:49	1
PFDS	335-77-3	ND	1.31	2.39	3.82	U	B8E0038	07-May-18	0.262 L	25-May-18 19:49	1
PfUnA	2058-94-8	ND	1.31	2.39	3.82	U	B8E0038	07-May-18	0.262 L	25-May-18 19:49	1
EtFOSAA	2991-50-6	ND	1.31	2.39	3.82	U	B8E0038	07-May-18	0.262 L	25-May-18 19:49	1
PFDoA	307-55-1	ND	1.31	2.39	3.82	U	B8E0038	07-May-18	0.262 L	25-May-18 19:49	1
PFTTrDA	72629-94-8	ND	1.31	2.39	3.82	U	B8E0038	07-May-18	0.262 L	25-May-18 19:49	1
PFTeDA	376-06-7	ND	1.31	2.39	3.82	U	B8E0038	07-May-18	0.262 L	25-May-18 19:49	1

Labeled Standards	Type	% Recovery	Limits	Qualifiers	Batch	Extracted	Samp Size	Analyzed	Dilution
13C3-PFBA	IS	93.9	50 - 150		B8E0038	07-May-18	0.262 L	25-May-18 19:49	1
13C3-PFPeA	IS	93.4	50 - 150		B8E0038	07-May-18	0.262 L	25-May-18 19:49	1
13C3-PFBS	IS	114	50 - 150		B8E0038	07-May-18	0.262 L	25-May-18 19:49	1
13C2-PFHxA	IS	93.8	50 - 150		B8E0038	07-May-18	0.262 L	25-May-18 19:49	1
13C4-PFHpA	IS	87.2	50 - 150		B8E0038	07-May-18	0.262 L	25-May-18 19:49	1
18O2-PFHxS	IS	97.7	50 - 150		B8E0038	07-May-18	0.262 L	25-May-18 19:49	1
13C2-PFOA	IS	84.0	50 - 150		B8E0038	07-May-18	0.262 L	25-May-18 19:49	1
13C8-PFOS	IS	87.5	50 - 150		B8E0038	07-May-18	0.262 L	25-May-18 19:49	1
13C5-PFNA	IS	77.4	50 - 150		B8E0038	07-May-18	0.262 L	25-May-18 19:49	1
13C2-PFDA	IS	50.1	50 - 150		B8E0038	07-May-18	0.262 L	25-May-18 19:49	1
13C8-PFOSA	IS	42.7	50 - 150	H	B8E0038	07-May-18	0.262 L	25-May-18 19:49	1
d3-MeFOSAA	IS	69.2	50 - 150		B8E0038	07-May-18	0.262 L	25-May-18 19:49	1

Sample ID: BPS1-TT-MW307D-20180426 **PFAS Isotope Dilution Method**

Client Data				Laboratory Data			
Name:	Tetra Tech	Matrix:	Groundwater	Lab Sample:	1800802-10	Column:	BEH C18
Project:	112G08005-WE09	Date Collected:	26-Apr-18 11:10	Date Received:	28-Apr-18 09:48		
Location:	MW307D						

Labeled Standards	Type	% Recovery	Limits	Qualifiers	Batch	Extracted	Samp Size	Analyzed	Dilution
13C2-PFUnA	IS	58.8	50 - 150		B8E0038	07-May-18	0.262 L	25-May-18 19:49	1
d5-EtFOSAA	IS	66.4	50 - 150		B8E0038	07-May-18	0.262 L	25-May-18 19:49	1
13C2-PFDoA	IS	71.3	50 - 150		B8E0038	07-May-18	0.262 L	25-May-18 19:49	1
13C2-PFTeDA	IS	67.3	50 - 150		B8E0038	07-May-18	0.262 L	25-May-18 19:49	1

DL - Detection Limit	LOD - Limit of Detection	LCL-UCL- Lower control limit - upper control limit	When reported, PFHxS, PFOA and PFOS include both linear and branched isomers.
	LOQ - Limit of quantitation	Results reported to the DL.	Only the linear isomer is reported for all other analytes.

Sample ID: BPS1-TT-MW306I-20180426

PFAS Isotope Dilution Method

Client Data				Laboratory Data			
Name:	Tetra Tech	Matrix:	Groundwater	Lab Sample:	1800802-11	Column:	BEH C18
Project:	112G08005-WE09	Date Collected:	26-Apr-18 12:55	Date Received:	28-Apr-18 09:48		
Location:	MW306I						

Analyte	CAS Number	Conc. (ng/L)	DL	LOD	LOQ	Qualifiers	Batch	Extracted	Samp Size	Analyzed	Dilution
PFBA	375-22-4	16.0	1.35	2.46	3.94		B8E0038	07-May-18	0.254 L	25-May-18 20:01	1
PFPeA	2706-90-3	14.3	1.35	2.46	3.94		B8E0038	07-May-18	0.254 L	25-May-18 20:01	1
PFBS	375-73-5	ND	1.35	2.46	3.94	U	B8E0038	07-May-18	0.254 L	25-May-18 20:01	1
PFHxA	307-24-4	13.6	1.35	2.46	3.94		B8E0038	07-May-18	0.254 L	25-May-18 20:01	1
PFHpA	375-85-9	10.3	1.35	2.46	3.94		B8E0038	07-May-18	0.254 L	25-May-18 20:01	1
PFHxS	355-46-4	2.19	1.35	2.46	3.94	J	B8E0038	07-May-18	0.254 L	25-May-18 20:01	1
6:2 FTS	27619-97-2	ND	1.35	2.46	3.94	U	B8E0038	07-May-18	0.254 L	25-May-18 20:01	1
PFOA	335-67-1	17.3	1.35	2.46	3.94		B8E0038	07-May-18	0.254 L	25-May-18 20:01	1
PFHpS	375-92-8	ND	1.35	2.46	3.94	U	B8E0038	07-May-18	0.254 L	25-May-18 20:01	1
PFOS	1763-23-1	5.38	1.35	2.46	3.94		B8E0038	07-May-18	0.254 L	25-May-18 20:01	1
PFNA	375-95-1	4.32	1.35	2.46	3.94		B8E0038	07-May-18	0.254 L	25-May-18 20:01	1
PFDA	335-76-2	ND	1.35	2.46	3.94	U	B8E0038	07-May-18	0.254 L	25-May-18 20:01	1
8:2 FTS	39108-34-4	ND	1.35	2.46	3.94	U	B8E0038	07-May-18	0.254 L	25-May-18 20:01	1
PFOSA	754-91-6	ND	1.35	2.46	3.94	U	B8E0038	07-May-18	0.254 L	25-May-18 20:01	1
MeFOSAA	2355-31-9	ND	1.35	2.46	3.94	U	B8E0038	07-May-18	0.254 L	25-May-18 20:01	1
PFDS	335-77-3	ND	1.35	2.46	3.94	U	B8E0038	07-May-18	0.254 L	25-May-18 20:01	1
PFUnA	2058-94-8	ND	1.35	2.46	3.94	U	B8E0038	07-May-18	0.254 L	25-May-18 20:01	1
EtFOSAA	2991-50-6	ND	1.35	2.46	3.94	U	B8E0038	07-May-18	0.254 L	25-May-18 20:01	1
PFDoA	307-55-1	ND	1.35	2.46	3.94	U	B8E0038	07-May-18	0.254 L	25-May-18 20:01	1
PFTTrDA	72629-94-8	ND	1.35	2.46	3.94	U	B8E0038	07-May-18	0.254 L	25-May-18 20:01	1
PFTeDA	376-06-7	ND	1.35	2.46	3.94	U	B8E0038	07-May-18	0.254 L	25-May-18 20:01	1

Labeled Standards	Type	% Recovery	Limits	Qualifiers	Batch	Extracted	Samp Size	Analyzed	Dilution
13C3-PFBA	IS	91.5	50 - 150		B8E0038	07-May-18	0.254 L	25-May-18 20:01	1
13C3-PFPeA	IS	85.0	50 - 150		B8E0038	07-May-18	0.254 L	25-May-18 20:01	1
13C3-PFBS	IS	110	50 - 150		B8E0038	07-May-18	0.254 L	25-May-18 20:01	1
13C2-PFHxA	IS	91.6	50 - 150		B8E0038	07-May-18	0.254 L	25-May-18 20:01	1
13C4-PFHpA	IS	89.8	50 - 150		B8E0038	07-May-18	0.254 L	25-May-18 20:01	1
18O2-PFHxS	IS	93.6	50 - 150		B8E0038	07-May-18	0.254 L	25-May-18 20:01	1
13C2-PFOA	IS	88.4	50 - 150		B8E0038	07-May-18	0.254 L	25-May-18 20:01	1
13C8-PFOS	IS	88.8	50 - 150		B8E0038	07-May-18	0.254 L	25-May-18 20:01	1
13C5-PFNA	IS	93.1	50 - 150		B8E0038	07-May-18	0.254 L	25-May-18 20:01	1
13C2-PFDA	IS	68.0	50 - 150		B8E0038	07-May-18	0.254 L	25-May-18 20:01	1
13C8-PFOSA	IS	50.8	50 - 150		B8E0038	07-May-18	0.254 L	25-May-18 20:01	1
d3-MeFOSAA	IS	68.7	50 - 150		B8E0038	07-May-18	0.254 L	25-May-18 20:01	1

Sample ID: BPS1-TT-MW306I-20180426 **PFAS Isotope Dilution Method**

Client Data				Laboratory Data			
Name:	Tetra Tech	Matrix:	Groundwater	Lab Sample:	1800802-11	Column:	BEH C18
Project:	112G08005-WE09	Date Collected:	26-Apr-18 12:55	Date Received:	28-Apr-18 09:48		
Location:	MW306I						

Labeled Standards	Type	% Recovery	Limits	Qualifiers	Batch	Extracted	Samp Size	Analyzed	Dilution
13C2-PFUnA	IS	73.5	50 - 150		B8E0038	07-May-18	0.254 L	25-May-18 20:01	1
d5-EtFOSAA	IS	69.3	50 - 150		B8E0038	07-May-18	0.254 L	25-May-18 20:01	1
13C2-PFDoA	IS	88.8	50 - 150		B8E0038	07-May-18	0.254 L	25-May-18 20:01	1
13C2-PFTeDA	IS	74.4	50 - 150		B8E0038	07-May-18	0.254 L	25-May-18 20:01	1

DL - Detection Limit LOD - Limit of Detection LCL-UCL- Lower control limit - upper control limit When reported, PFHxS, PFOA and PFOS include both linear and branched isomers.
 LOQ - Limit of quantitation Results reported to the DL. Only the linear isomer is reported for all other analytes.

Sample ID: BPS1-TT-MW307S-20180426

PFAS Isotope Dilution Method

Client Data				Laboratory Data			
Name:	Tetra Tech	Matrix:	Groundwater	Lab Sample:	1800802-12	Column:	BEH C18
Project:	112G08005-WE09	Date Collected:	26-Apr-18 12:35	Date Received:	28-Apr-18 09:48		
Location:	MW307S						

Analyte	CAS Number	Conc. (ng/L)	DL	LOD	LOQ	Qualifiers	Batch	Extracted	Samp Size	Analyzed	Dilution
PFBA	375-22-4	1.98	1.42	2.59	4.14	J	B8E0038	07-May-18	0.241 L	25-May-18 20:46	1
PFPeA	2706-90-3	ND	1.42	2.59	4.14	U	B8E0038	07-May-18	0.241 L	25-May-18 20:46	1
PFBS	375-73-5	ND	1.42	2.59	4.14	U	B8E0038	07-May-18	0.241 L	25-May-18 20:46	1
PFHxA	307-24-4	ND	1.42	2.59	4.14	U	B8E0038	07-May-18	0.241 L	25-May-18 20:46	1
PFHpA	375-85-9	ND	1.42	2.59	4.14	U	B8E0038	07-May-18	0.241 L	25-May-18 20:46	1
PFHxS	355-46-4	ND	1.42	2.59	4.14	U	B8E0038	07-May-18	0.241 L	25-May-18 20:46	1
6:2 FTS	27619-97-2	ND	1.42	2.59	4.14	U	B8E0038	07-May-18	0.241 L	25-May-18 20:46	1
PFOA	335-67-1	1.95	1.42	2.59	4.14	J	B8E0038	07-May-18	0.241 L	25-May-18 20:46	1
PFHpS	375-92-8	ND	1.42	2.59	4.14	U	B8E0038	07-May-18	0.241 L	25-May-18 20:46	1
PFOS	1763-23-1	ND	1.42	2.59	4.14	U	B8E0038	07-May-18	0.241 L	25-May-18 20:46	1
PFNA	375-95-1	ND	1.42	2.59	4.14	U	B8E0038	07-May-18	0.241 L	25-May-18 20:46	1
PFDA	335-76-2	1.87	1.42	2.59	4.14	J	B8E0038	07-May-18	0.241 L	25-May-18 20:46	1
8:2 FTS	39108-34-4	ND	1.42	2.59	4.14	U	B8E0038	07-May-18	0.241 L	25-May-18 20:46	1
PFOSA	754-91-6	ND	1.42	2.59	4.14	U	B8E0038	07-May-18	0.241 L	25-May-18 20:46	1
MeFOSAA	2355-31-9	ND	1.42	2.59	4.14	U	B8E0038	07-May-18	0.241 L	25-May-18 20:46	1
PFDS	335-77-3	ND	1.42	2.59	4.14	U	B8E0038	07-May-18	0.241 L	25-May-18 20:46	1
PFUnA	2058-94-8	ND	1.42	2.59	4.14	U	B8E0038	07-May-18	0.241 L	25-May-18 20:46	1
EtFOSAA	2991-50-6	ND	1.42	2.59	4.14	U	B8E0038	07-May-18	0.241 L	25-May-18 20:46	1
PFDoA	307-55-1	ND	1.42	2.59	4.14	U	B8E0038	07-May-18	0.241 L	25-May-18 20:46	1
PFTTrDA	72629-94-8	ND	1.42	2.59	4.14	U	B8E0038	07-May-18	0.241 L	25-May-18 20:46	1
PFTeDA	376-06-7	ND	1.42	2.59	4.14	U	B8E0038	07-May-18	0.241 L	25-May-18 20:46	1

Labeled Standards	Type	% Recovery	Limits	Qualifiers	Batch	Extracted	Samp Size	Analyzed	Dilution
13C3-PFBA	IS	95.4	50 - 150		B8E0038	07-May-18	0.241 L	25-May-18 20:46	1
13C3-PFPeA	IS	90.8	50 - 150		B8E0038	07-May-18	0.241 L	25-May-18 20:46	1
13C3-PFBS	IS	113	50 - 150		B8E0038	07-May-18	0.241 L	25-May-18 20:46	1
13C2-PFHxA	IS	93.3	50 - 150		B8E0038	07-May-18	0.241 L	25-May-18 20:46	1
13C4-PFHpA	IS	90.0	50 - 150		B8E0038	07-May-18	0.241 L	25-May-18 20:46	1
18O2-PFHxS	IS	94.9	50 - 150		B8E0038	07-May-18	0.241 L	25-May-18 20:46	1
13C2-PFOA	IS	88.2	50 - 150		B8E0038	07-May-18	0.241 L	25-May-18 20:46	1
13C8-PFOS	IS	97.8	50 - 150		B8E0038	07-May-18	0.241 L	25-May-18 20:46	1
13C5-PFNA	IS	81.1	50 - 150		B8E0038	07-May-18	0.241 L	25-May-18 20:46	1
13C2-PFDA	IS	60.1	50 - 150		B8E0038	07-May-18	0.241 L	25-May-18 20:46	1
13C8-PFOSA	IS	49.2	50 - 150	H	B8E0038	07-May-18	0.241 L	25-May-18 20:46	1
d3-MeFOSAA	IS	73.4	50 - 150		B8E0038	07-May-18	0.241 L	25-May-18 20:46	1

Sample ID: BPS1-TT-MW307S-20180426 **PFAS Isotope Dilution Method**

Client Data				Laboratory Data			
Name:	Tetra Tech	Matrix:	Groundwater	Lab Sample:	1800802-12	Column:	BEH C18
Project:	112G08005-WE09	Date Collected:	26-Apr-18 12:35	Date Received:	28-Apr-18 09:48		
Location:	MW307S						

Labeled Standards	Type	% Recovery	Limits	Qualifiers	Batch	Extracted	Samp Size	Analyzed	Dilution
13C2-PFUnA	IS	61.1	50 - 150		B8E0038	07-May-18	0.241 L	25-May-18 20:46	1
d5-EtFOSAA	IS	73.1	50 - 150		B8E0038	07-May-18	0.241 L	25-May-18 20:46	1
13C2-PFDoA	IS	76.1	50 - 150		B8E0038	07-May-18	0.241 L	25-May-18 20:46	1
13C2-PFTeDA	IS	76.5	50 - 150		B8E0038	07-May-18	0.241 L	25-May-18 20:46	1

DL - Detection Limit LOD - Limit of Detection LCL-UCL- Lower control limit - upper control limit When reported, PFHxS, PFOA and PFOS include both linear and branched isomers.
 LOQ - Limit of quantitation Results reported to the DL. Only the linear isomer is reported for all other analytes.

Sample ID: BPS1-TT-MW306D-20180426

PFAS Isotope Dilution Method

Client Data				Laboratory Data			
Name:	Tetra Tech	Matrix:	Groundwater	Lab Sample:	1800802-13	Column:	BEH C18
Project:	112G08005-WE09	Date Collected:	26-Apr-18 14:30	Date Received:	28-Apr-18 09:48		
Location:	MW306D						

Analyte	CAS Number	Conc. (ng/L)	DL	LOD	LOQ	Qualifiers	Batch	Extracted	Samp Size	Analyzed	Dilution
PFBA	375-22-4	3.21	1.34	2.44	3.90	J	B8E0038	07-May-18	0.256 L	25-May-18 20:57	1
PFPeA	2706-90-3	4.45	1.34	2.44	3.90		B8E0038	07-May-18	0.256 L	25-May-18 20:57	1
PFBS	375-73-5	ND	1.34	2.44	3.90	U	B8E0038	07-May-18	0.256 L	25-May-18 20:57	1
PFHxA	307-24-4	4.14	1.34	2.44	3.90		B8E0038	07-May-18	0.256 L	25-May-18 20:57	1
PFHpA	375-85-9	3.02	1.34	2.44	3.90	J	B8E0038	07-May-18	0.256 L	25-May-18 20:57	1
PFHxS	355-46-4	ND	1.34	2.44	3.90	U	B8E0038	07-May-18	0.256 L	25-May-18 20:57	1
6:2 FTS	27619-97-2	ND	1.34	2.44	3.90	U	B8E0038	07-May-18	0.256 L	25-May-18 20:57	1
PFOA	335-67-1	9.72	1.34	2.44	3.90		B8E0038	07-May-18	0.256 L	25-May-18 20:57	1
PFHpS	375-92-8	ND	1.34	2.44	3.90	U	B8E0038	07-May-18	0.256 L	25-May-18 20:57	1
PFOS	1763-23-1	5.29	1.34	2.44	3.90		B8E0038	07-May-18	0.256 L	25-May-18 20:57	1
PFNA	375-95-1	2.75	1.34	2.44	3.90	J	B8E0038	07-May-18	0.256 L	25-May-18 20:57	1
PFDA	335-76-2	2.48	1.34	2.44	3.90	J	B8E0038	07-May-18	0.256 L	25-May-18 20:57	1
8:2 FTS	39108-34-4	ND	1.34	2.44	3.90	U	B8E0038	07-May-18	0.256 L	25-May-18 20:57	1
PFOSA	754-91-6	ND	1.34	2.44	3.90	U	B8E0038	07-May-18	0.256 L	25-May-18 20:57	1
MeFOSAA	2355-31-9	ND	1.34	2.44	3.90	U	B8E0038	07-May-18	0.256 L	25-May-18 20:57	1
PFDS	335-77-3	ND	1.34	2.44	3.90	U	B8E0038	07-May-18	0.256 L	25-May-18 20:57	1
PFUnA	2058-94-8	ND	1.34	2.44	3.90	U	B8E0038	07-May-18	0.256 L	25-May-18 20:57	1
EtFOSAA	2991-50-6	ND	1.34	2.44	3.90	U	B8E0038	07-May-18	0.256 L	25-May-18 20:57	1
PFDoA	307-55-1	ND	1.34	2.44	3.90	U	B8E0038	07-May-18	0.256 L	25-May-18 20:57	1
PFTTrDA	72629-94-8	ND	1.34	2.44	3.90	U	B8E0038	07-May-18	0.256 L	25-May-18 20:57	1
PFTeDA	376-06-7	ND	1.34	2.44	3.90	U	B8E0038	07-May-18	0.256 L	25-May-18 20:57	1

Labeled Standards	Type	% Recovery	Limits	Qualifiers	Batch	Extracted	Samp Size	Analyzed	Dilution
13C3-PFBA	IS	93.9	50 - 150		B8E0038	07-May-18	0.256 L	25-May-18 20:57	1
13C3-PFPeA	IS	84.1	50 - 150		B8E0038	07-May-18	0.256 L	25-May-18 20:57	1
13C3-PFBS	IS	112	50 - 150		B8E0038	07-May-18	0.256 L	25-May-18 20:57	1
13C2-PFHxA	IS	87.7	50 - 150		B8E0038	07-May-18	0.256 L	25-May-18 20:57	1
13C4-PFHpA	IS	90.3	50 - 150		B8E0038	07-May-18	0.256 L	25-May-18 20:57	1
18O2-PFHxS	IS	84.9	50 - 150		B8E0038	07-May-18	0.256 L	25-May-18 20:57	1
13C2-PFOA	IS	88.2	50 - 150		B8E0038	07-May-18	0.256 L	25-May-18 20:57	1
13C8-PFOS	IS	97.3	50 - 150		B8E0038	07-May-18	0.256 L	25-May-18 20:57	1
13C5-PFNA	IS	73.6	50 - 150		B8E0038	07-May-18	0.256 L	25-May-18 20:57	1
13C2-PFDA	IS	56.2	50 - 150		B8E0038	07-May-18	0.256 L	25-May-18 20:57	1
13C8-PFOSA	IS	46.2	50 - 150	H	B8E0038	07-May-18	0.256 L	25-May-18 20:57	1
d3-MeFOSAA	IS	73.7	50 - 150		B8E0038	07-May-18	0.256 L	25-May-18 20:57	1

Sample ID: BPS1-TT-MW306D-20180426 **PFAS Isotope Dilution Method**

Client Data				Laboratory Data			
Name:	Tetra Tech	Matrix:	Groundwater	Lab Sample:	1800802-13	Column:	BEH C18
Project:	112G08005-WE09	Date Collected:	26-Apr-18 14:30	Date Received:	28-Apr-18 09:48		
Location:	MW306D						

Labeled Standards	Type	% Recovery	Limits	Qualifiers	Batch	Extracted	Samp Size	Analyzed	Dilution
13C2-PFUnA	IS	67.8	50 - 150		B8E0038	07-May-18	0.256 L	25-May-18 20:57	1
d5-EtFOSAA	IS	77.3	50 - 150		B8E0038	07-May-18	0.256 L	25-May-18 20:57	1
13C2-PFDoA	IS	73.6	50 - 150		B8E0038	07-May-18	0.256 L	25-May-18 20:57	1
13C2-PFTeDA	IS	60.7	50 - 150		B8E0038	07-May-18	0.256 L	25-May-18 20:57	1

DL - Detection Limit	LOD - Limit of Detection	LCL-UCL- Lower control limit - upper control limit	When reported, PFHxS, PFOA and PFOS include both linear and branched isomers.
	LOQ - Limit of quantitation	Results reported to the DL.	Only the linear isomer is reported for all other analytes.

Sample ID: BPS1-TT-MW308I-20180426
PFAS Isotope Dilution Method

Client Data				Laboratory Data			
Name:	Tetra Tech	Matrix:	Groundwater	Lab Sample:	1800802-14	Column:	BEH C18
Project:	112G08005-WE09	Date Collected:	26-Apr-18 15:25	Date Received:	28-Apr-18 09:48		
Location:	MW308I						

Analyte	CAS Number	Conc. (ng/L)	DL	LOD	LOQ	Qualifiers	Batch	Extracted	Samp Size	Analyzed	Dilution
PFBA	375-22-4	14.1	1.32	2.41	3.87		B8E0038	07-May-18	0.259 L	25-May-18 21:09	1
PFPeA	2706-90-3	38.4	1.32	2.41	3.87		B8E0038	07-May-18	0.259 L	25-May-18 21:09	1
PFBS	375-73-5	1.37	1.32	2.41	3.87	J	B8E0038	07-May-18	0.259 L	25-May-18 21:09	1
PFHxA	307-24-4	25.7	1.32	2.41	3.87		B8E0038	07-May-18	0.259 L	25-May-18 21:09	1
PFHpA	375-85-9	15.0	1.32	2.41	3.87		B8E0038	07-May-18	0.259 L	25-May-18 21:09	1
PFHxS	355-46-4	3.13	1.32	2.41	3.87	J	B8E0038	07-May-18	0.259 L	25-May-18 21:09	1
6:2 FTS	27619-97-2	ND	1.32	2.41	3.87	U	B8E0038	07-May-18	0.259 L	25-May-18 21:09	1
PFOA	335-67-1	14.0	1.32	2.41	3.87		B8E0038	07-May-18	0.259 L	25-May-18 21:09	1
PFHpS	375-92-8	ND	1.32	2.41	3.87	U	B8E0038	07-May-18	0.259 L	25-May-18 21:09	1
PFOS	1763-23-1	11.0	1.32	2.41	3.87		B8E0038	07-May-18	0.259 L	25-May-18 21:09	1
PFNA	375-95-1	8.33	1.32	2.41	3.87		B8E0038	07-May-18	0.259 L	25-May-18 21:09	1
PFDA	335-76-2	1.67	1.32	2.41	3.87	J	B8E0038	07-May-18	0.259 L	25-May-18 21:09	1
8:2 FTS	39108-34-4	ND	1.32	2.41	3.87	U	B8E0038	07-May-18	0.259 L	25-May-18 21:09	1
PFOSA	754-91-6	ND	1.32	2.41	3.87	U	B8E0038	07-May-18	0.259 L	25-May-18 21:09	1
MeFOSAA	2355-31-9	ND	1.32	2.41	3.87	U	B8E0038	07-May-18	0.259 L	25-May-18 21:09	1
PFDS	335-77-3	ND	1.32	2.41	3.87	U	B8E0038	07-May-18	0.259 L	25-May-18 21:09	1
PfUnA	2058-94-8	ND	1.32	2.41	3.87	U	B8E0038	07-May-18	0.259 L	25-May-18 21:09	1
EtFOSAA	2991-50-6	ND	1.32	2.41	3.87	U	B8E0038	07-May-18	0.259 L	25-May-18 21:09	1
PFDoA	307-55-1	ND	1.32	2.41	3.87	U	B8E0038	07-May-18	0.259 L	25-May-18 21:09	1
PFTTrDA	72629-94-8	ND	1.32	2.41	3.87	U	B8E0038	07-May-18	0.259 L	25-May-18 21:09	1
PFTeDA	376-06-7	ND	1.32	2.41	3.87	U	B8E0038	07-May-18	0.259 L	25-May-18 21:09	1

Labeled Standards	Type	% Recovery	Limits	Qualifiers	Batch	Extracted	Samp Size	Analyzed	Dilution
13C3-PFBA	IS	94.8	50 - 150		B8E0038	07-May-18	0.259 L	25-May-18 21:09	1
13C3-PFPeA	IS	85.7	50 - 150		B8E0038	07-May-18	0.259 L	25-May-18 21:09	1
13C3-PFBS	IS	112	50 - 150		B8E0038	07-May-18	0.259 L	25-May-18 21:09	1
13C2-PFHxA	IS	91.3	50 - 150		B8E0038	07-May-18	0.259 L	25-May-18 21:09	1
13C4-PFHpA	IS	96.2	50 - 150		B8E0038	07-May-18	0.259 L	25-May-18 21:09	1
18O2-PFHxS	IS	88.2	50 - 150		B8E0038	07-May-18	0.259 L	25-May-18 21:09	1
13C2-PFOA	IS	87.9	50 - 150		B8E0038	07-May-18	0.259 L	25-May-18 21:09	1
13C8-PFOS	IS	100	50 - 150		B8E0038	07-May-18	0.259 L	25-May-18 21:09	1
13C5-PFNA	IS	69.3	50 - 150		B8E0038	07-May-18	0.259 L	25-May-18 21:09	1
13C2-PFDA	IS	68.3	50 - 150		B8E0038	07-May-18	0.259 L	25-May-18 21:09	1
13C8-PFOSA	IS	54.0	50 - 150		B8E0038	07-May-18	0.259 L	25-May-18 21:09	1
d3-MeFOSAA	IS	66.0	50 - 150		B8E0038	07-May-18	0.259 L	25-May-18 21:09	1

Sample ID: BPS1-TT-MW308I-20180426 **PFAS Isotope Dilution Method**

Client Data				Laboratory Data			
Name:	Tetra Tech	Matrix:	Groundwater	Lab Sample:	1800802-14	Column:	BEH C18
Project:	112G08005-WE09	Date Collected:	26-Apr-18 15:25	Date Received:	28-Apr-18 09:48		
Location:	MW308I						

Labeled Standards	Type	% Recovery	Limits	Qualifiers	Batch	Extracted	Samp Size	Analyzed	Dilution
13C2-PFUnA	IS	63.2	50 - 150		B8E0038	07-May-18	0.259 L	25-May-18 21:09	1
d5-EtFOSAA	IS	72.1	50 - 150		B8E0038	07-May-18	0.259 L	25-May-18 21:09	1
13C2-PFDoA	IS	97.2	50 - 150		B8E0038	07-May-18	0.259 L	25-May-18 21:09	1
13C2-PFTeDA	IS	70.4	50 - 150		B8E0038	07-May-18	0.259 L	25-May-18 21:09	1

DL - Detection Limit	LOD - Limit of Detection	LCL-UCL- Lower control limit - upper control limit	When reported, PFHxS, PFOA and PFOS include both linear and branched isomers.
	LOQ - Limit of quantitation	Results reported to the DL.	Only the linear isomer is reported for all other analytes.

Sample ID: BPS1-TT-MW309I-20180426
PFAS Isotope Dilution Method

Client Data				Laboratory Data			
Name:	Tetra Tech	Matrix:	Groundwater	Lab Sample:	1800802-15	Column:	BEH C18
Project:	112G08005-WE09	Date Collected:	26-Apr-18 15:25	Date Received:	28-Apr-18 09:48		
Location:	MW309I						

Analyte	CAS Number	Conc. (ng/L)	DL	LOD	LOQ	Qualifiers	Batch	Extracted	Samp Size	Analyzed	Dilution
PFBA	375-22-4	16.1	1.39	2.54	4.07		B8E0038	07-May-18	0.246 L	25-May-18 21:20	1
PFPeA	2706-90-3	46.7	1.39	2.54	4.07		B8E0038	07-May-18	0.246 L	25-May-18 21:20	1
PFBS	375-73-5	ND	1.39	2.54	4.07	U	B8E0038	07-May-18	0.246 L	25-May-18 21:20	1
PFHxA	307-24-4	32.0	1.39	2.54	4.07		B8E0038	07-May-18	0.246 L	25-May-18 21:20	1
PFHpA	375-85-9	18.8	1.39	2.54	4.07		B8E0038	07-May-18	0.246 L	25-May-18 21:20	1
PFHxS	355-46-4	2.45	1.39	2.54	4.07	J	B8E0038	07-May-18	0.246 L	25-May-18 21:20	1
6:2 FTS	27619-97-2	ND	1.39	2.54	4.07	U	B8E0038	07-May-18	0.246 L	25-May-18 21:20	1
PFOA	335-67-1	16.2	1.39	2.54	4.07		B8E0038	07-May-18	0.246 L	25-May-18 21:20	1
PFHpS	375-92-8	ND	1.39	2.54	4.07	U	B8E0038	07-May-18	0.246 L	25-May-18 21:20	1
PFOS	1763-23-1	12.2	1.39	2.54	4.07		B8E0038	07-May-18	0.246 L	25-May-18 21:20	1
PFNA	375-95-1	9.22	1.39	2.54	4.07		B8E0038	07-May-18	0.246 L	25-May-18 21:20	1
PFDA	335-76-2	2.05	1.39	2.54	4.07	J	B8E0038	07-May-18	0.246 L	25-May-18 21:20	1
8:2 FTS	39108-34-4	ND	1.39	2.54	4.07	U	B8E0038	07-May-18	0.246 L	25-May-18 21:20	1
PFOSA	754-91-6	ND	1.39	2.54	4.07	U	B8E0038	07-May-18	0.246 L	25-May-18 21:20	1
MeFOSAA	2355-31-9	ND	1.39	2.54	4.07	U	B8E0038	07-May-18	0.246 L	25-May-18 21:20	1
PFDS	335-77-3	ND	1.39	2.54	4.07	U	B8E0038	07-May-18	0.246 L	25-May-18 21:20	1
PFUnA	2058-94-8	ND	1.39	2.54	4.07	U	B8E0038	07-May-18	0.246 L	25-May-18 21:20	1
EtFOSAA	2991-50-6	ND	1.39	2.54	4.07	U	B8E0038	07-May-18	0.246 L	25-May-18 21:20	1
PFDoA	307-55-1	ND	1.39	2.54	4.07	U	B8E0038	07-May-18	0.246 L	25-May-18 21:20	1
PFTTrDA	72629-94-8	ND	1.39	2.54	4.07	U	B8E0038	07-May-18	0.246 L	25-May-18 21:20	1
PFTeDA	376-06-7	ND	1.39	2.54	4.07	U	B8E0038	07-May-18	0.246 L	25-May-18 21:20	1

Labeled Standards	Type	% Recovery	Limits	Qualifiers	Batch	Extracted	Samp Size	Analyzed	Dilution
13C3-PFBA	IS	95.6	50 - 150		B8E0038	07-May-18	0.246 L	25-May-18 21:20	1
13C3-PFPeA	IS	91.2	50 - 150		B8E0038	07-May-18	0.246 L	25-May-18 21:20	1
13C3-PFBS	IS	116	50 - 150		B8E0038	07-May-18	0.246 L	25-May-18 21:20	1
13C2-PFHxA	IS	92.6	50 - 150		B8E0038	07-May-18	0.246 L	25-May-18 21:20	1
13C4-PFHpA	IS	104	50 - 150		B8E0038	07-May-18	0.246 L	25-May-18 21:20	1
18O2-PFHxS	IS	88.0	50 - 150		B8E0038	07-May-18	0.246 L	25-May-18 21:20	1
13C2-PFOA	IS	85.7	50 - 150		B8E0038	07-May-18	0.246 L	25-May-18 21:20	1
13C8-PFOS	IS	86.5	50 - 150		B8E0038	07-May-18	0.246 L	25-May-18 21:20	1
13C5-PFNA	IS	84.0	50 - 150		B8E0038	07-May-18	0.246 L	25-May-18 21:20	1
13C2-PFDA	IS	55.3	50 - 150		B8E0038	07-May-18	0.246 L	25-May-18 21:20	1
13C8-PFOSA	IS	55.9	50 - 150		B8E0038	07-May-18	0.246 L	25-May-18 21:20	1
d3-MeFOSAA	IS	71.3	50 - 150		B8E0038	07-May-18	0.246 L	25-May-18 21:20	1

Sample ID: BPS1-TT-MW309I-20180426 **PFAS Isotope Dilution Method**

Client Data				Laboratory Data			
Name:	Tetra Tech	Matrix:	Groundwater	Lab Sample:	1800802-15	Column:	BEH C18
Project:	112G08005-WE09	Date Collected:	26-Apr-18 15:25	Date Received:	28-Apr-18 09:48		
Location:	MW309I						

Labeled Standards	Type	% Recovery	Limits	Qualifiers	Batch	Extracted	Samp Size	Analyzed	Dilution
13C2-PFUnA	IS	67.1	50 - 150		B8E0038	07-May-18	0.246 L	25-May-18 21:20	1
d5-EtFOSAA	IS	72.5	50 - 150		B8E0038	07-May-18	0.246 L	25-May-18 21:20	1
13C2-PFDoA	IS	79.9	50 - 150		B8E0038	07-May-18	0.246 L	25-May-18 21:20	1
13C2-PFTeDA	IS	71.4	50 - 150		B8E0038	07-May-18	0.246 L	25-May-18 21:20	1

DL - Detection Limit	LOD - Limit of Detection	LCL-UCL- Lower control limit - upper control limit	When reported, PFHxS, PFOA and PFOS include both linear and branched isomers.
	LOQ - Limit of quantitation	Results reported to the DL.	Only the linear isomer is reported for all other analytes.

Sample ID: BPS1-DUP03-20180426

PFAS Isotope Dilution Method

Client Data					Laboratory Data						
Name:	Tetra Tech	Matrix:	Groundwater	Lab Sample:	1800802-16	Column:	BEH C18				
Project:	112G08005-WE09	Date Collected:	26-Apr-18 12:00	Date Received:	28-Apr-18 09:48						

Analyte	CAS Number	Conc. (ng/L)	DL	LOD	LOQ	Qualifiers	Batch	Extracted	Samp Size	Analyzed	Dilution
PFBA	375-22-4	2.56	1.38	2.51	4.02	J	B8E0038	07-May-18	0.249 L	25-May-18 21:32	1
PFPeA	2706-90-3	6.16	1.38	2.51	4.02		B8E0038	07-May-18	0.249 L	25-May-18 21:32	1
PFBS	375-73-5	ND	1.38	2.51	4.02	U	B8E0038	07-May-18	0.249 L	25-May-18 21:32	1
PFHxA	307-24-4	ND	1.38	2.51	4.02	U	B8E0038	07-May-18	0.249 L	25-May-18 21:32	1
PFHpA	375-85-9	3.63	1.38	2.51	4.02	J	B8E0038	07-May-18	0.249 L	25-May-18 21:32	1
PFHxS	355-46-4	ND	1.38	2.51	4.02	U	B8E0038	07-May-18	0.249 L	25-May-18 21:32	1
6:2 FTS	27619-97-2	ND	1.38	2.51	4.02	U	B8E0038	07-May-18	0.249 L	25-May-18 21:32	1
PFOA	335-67-1	9.14	1.38	2.51	4.02		B8E0038	07-May-18	0.249 L	25-May-18 21:32	1
PFHpS	375-92-8	ND	1.38	2.51	4.02	U	B8E0038	07-May-18	0.249 L	25-May-18 21:32	1
PFOS	1763-23-1	6.75	1.38	2.51	4.02		B8E0038	07-May-18	0.249 L	25-May-18 21:32	1
PFNA	375-95-1	2.47	1.38	2.51	4.02	J	B8E0038	07-May-18	0.249 L	25-May-18 21:32	1
PFDA	335-76-2	4.13	1.38	2.51	4.02		B8E0038	07-May-18	0.249 L	25-May-18 21:32	1
8:2 FTS	39108-34-4	ND	1.38	2.51	4.02	U	B8E0038	07-May-18	0.249 L	25-May-18 21:32	1
PFOSA	754-91-6	ND	1.38	2.51	4.02	U	B8E0038	07-May-18	0.249 L	25-May-18 21:32	1
MeFOSAA	2355-31-9	ND	1.38	2.51	4.02	U	B8E0038	07-May-18	0.249 L	25-May-18 21:32	1
PFDS	335-77-3	ND	1.38	2.51	4.02	U	B8E0038	07-May-18	0.249 L	25-May-18 21:32	1
PFUnA	2058-94-8	ND	1.38	2.51	4.02	U	B8E0038	07-May-18	0.249 L	25-May-18 21:32	1
EtFOSAA	2991-50-6	ND	1.38	2.51	4.02	U	B8E0038	07-May-18	0.249 L	25-May-18 21:32	1
PFDoA	307-55-1	ND	1.38	2.51	4.02	U	B8E0038	07-May-18	0.249 L	25-May-18 21:32	1
PFTTrDA	72629-94-8	ND	1.38	2.51	4.02	U	B8E0038	07-May-18	0.249 L	25-May-18 21:32	1
PFTeDA	376-06-7	ND	1.38	2.51	4.02	U	B8E0038	07-May-18	0.249 L	25-May-18 21:32	1

Labeled Standards	Type	% Recovery	Limits	Qualifiers	Batch	Extracted	Samp Size	Analyzed	Dilution
13C3-PFBA	IS	92.6	50 - 150		B8E0038	07-May-18	0.249 L	25-May-18 21:32	1
13C3-PFPeA	IS	88.8	50 - 150		B8E0038	07-May-18	0.249 L	25-May-18 21:32	1
13C3-PFBS	IS	114	50 - 150		B8E0038	07-May-18	0.249 L	25-May-18 21:32	1
13C2-PFHxA	IS	89.1	50 - 150		B8E0038	07-May-18	0.249 L	25-May-18 21:32	1
13C4-PFHpA	IS	96.7	50 - 150		B8E0038	07-May-18	0.249 L	25-May-18 21:32	1
18O2-PFHxS	IS	99.0	50 - 150		B8E0038	07-May-18	0.249 L	25-May-18 21:32	1
13C2-PFOA	IS	86.0	50 - 150		B8E0038	07-May-18	0.249 L	25-May-18 21:32	1
13C8-PFOS	IS	90.2	50 - 150		B8E0038	07-May-18	0.249 L	25-May-18 21:32	1
13C5-PFNA	IS	75.7	50 - 150		B8E0038	07-May-18	0.249 L	25-May-18 21:32	1
13C2-PFDA	IS	65.3	50 - 150		B8E0038	07-May-18	0.249 L	25-May-18 21:32	1
13C8-PFOSA	IS	52.2	50 - 150		B8E0038	07-May-18	0.249 L	25-May-18 21:32	1
d3-MeFOSAA	IS	77.0	50 - 150		B8E0038	07-May-18	0.249 L	25-May-18 21:32	1

Sample ID: BPS1-DUP03-20180426 **PFAS Isotope Dilution Method**

Client Data				Laboratory Data			
Name:	Tetra Tech	Matrix:	Groundwater	Lab Sample:	1800802-16	Column:	BEH C18
Project:	112G08005-WE09	Date Collected:	26-Apr-18 12:00	Date Received:	28-Apr-18 09:48		

Labeled Standards	Type	% Recovery	Limits	Qualifiers	Batch	Extracted	Samp Size	Analyzed	Dilution
13C2-PFUnA	IS	61.3	50 - 150		B8E0038	07-May-18	0.249 L	25-May-18 21:32	1
d5-EtFOSAA	IS	83.8	50 - 150		B8E0038	07-May-18	0.249 L	25-May-18 21:32	1
13C2-PFDoA	IS	67.1	50 - 150		B8E0038	07-May-18	0.249 L	25-May-18 21:32	1
13C2-PFTeDA	IS	78.9	50 - 150		B8E0038	07-May-18	0.249 L	25-May-18 21:32	1

DL - Detection Limit LOD - Limit of Detection LCL-UCL- Lower control limit - upper control limit When reported, PFHxS, PFOA and PFOS include both linear and branched isomers.
 LOQ - Limit of quantitation Results reported to the DL. Only the linear isomer is reported for all other analytes.

DATA QUALIFIERS & ABBREVIATIONS

B	This compound was also detected in the method blank
Conc.	Concentration
D	Dilution
DL	Detection limit
E	The associated compound concentration exceeded the calibration range of the instrument
H	Recovery and/or RPD was outside laboratory acceptance limits
I	Chemical Interference
J	The amount detected is below the Reporting Limit/LOQ
LOD	Limits of Detection
LOQ	Limits of Quantitation
M	Estimated Maximum Possible Concentration (CA Region 2 projects only)
NA	Not applicable
ND	Not Detected
Q	Ion ratio outside of 70-130% of Standard Ratio. (DOD PFAS projects only)
TEQ	Toxic Equivalency
U	Not Detected (specific projects only)
*	See Cover Letter

Unless otherwise noted, solid sample results are reported in dry weight. Tissue samples are reported in wet weight.

CERTIFICATIONS

Accrediting Authority	Certificate Number
Alaska Department of Environmental Conservation	17-013
Arkansas Department of Environmental Quality	17-015-0
California Department of Health – ELAP	2892
DoD ELAP - A2LA Accredited - ISO/IEC 17025:2005	3091.01
Florida Department of Health	E87777-18
Hawaii Department of Health	N/A
Louisiana Department of Environmental Quality	01977
Maine Department of Health	2016026
Minnesota Department of Health	1322288
New Hampshire Environmental Accreditation Program	207717
New Jersey Department of Environmental Protection	CA003
New York Department of Health	11411
Oregon Laboratory Accreditation Program	4042-008
Pennsylvania Department of Environmental Protection	014
Texas Commission on Environmental Quality	T104704189-17-8
Virginia Department of General Services	9077
Washington Department of Ecology	C584
Wisconsin Department of Natural Resources	998036160

Current certificates and lists of licensed parameters are located in the Quality Assurance office and are available upon request.

CHAIN OF CUSTODY

NO.

1800802 1.5°C, 0.2°C

Project No: 112G08005-WE09		Facility: NWIRP Bethpage		Project Manger: Dave Brayack			Phone: 757-466-4909		Laboratory Name and Contact: Vista Analytical Labs Karen Volpendesta									
Samplers: Jacob Birkett Beau Benfield Vince Shickor				Field Ops. Leader: Jacob Birkett			Phone: 757-814-9916		Address: 1104 Windfield Way El Dorado Hills, CA 95762									
				Fed Ex Airbill Number: 8131 5224 5757														
				Container Type: Plastic (P) or Glass (G)		P												
				Preservative Used:		-												
Date	Time	Sample ID	Location ID	Top Depth (FT)	Bottom Depth (FT)	Matrix (GW, SO, SW, QC)	Grab, Composite (G, C)	Total No. of Containers	ANALYSIS	PFAS (21 specific)							Comments	
2018																		
4/24	16:10	BP-TT-AOC22-MW10-20180424	AOC22 MW10	49	59	GW	G	2		2	--	--	--	--	--	--	--	Comments
4/24	13:25	BP-HN-MW24S-20180424	HN MW27S	49	59	GW	G	6		6	--	--	--	--	--	--	--	
4/25	9:27	BPS1-TT-MW309S-20180425	MW309S	53	63	GW	G	2		2	--	--	--	--	--	--	--	MSMSD
4/25	12:12	BPS1-TT-MW313S-20180425	MW313S	53	63	GW	G	2		2	--	--	--	--	--	--	--	
4/25	13:52	BPS1-TT-MW301S-20180425	MW301S	51	61	GW	G	2		2	--	--	--	--	--	--	--	
4/25	8:00	BP-DUP02-20180425	--	--	--	GW	G	2		2	--	--	--	--	--	--	--	
4/25	16:00	BP-EB01-20180425	--	--	--	QC	G	2		2	--	--	--	--	--	--	--	DUPLICATE
4/26	10:20	BPS1-TT-MW307I-20180426	MW307I	188	198	GW	G	2		2	--	--	--	--	--	--	--	rinsate blank
4/26	11:00	BPS1-TT-MW306S-20180426	MW306S	50	60	GW	G	2		2	--	--	--	--	--	--	--	
4/26	11:10	BPS1-TT-MW307D-20180426	MW307D	276	286	GW	G	2		2	--	--	--	--	--	--	--	
4/26	12:55	BPS1-TT-MW306I-20180426	MW306I	189	199	GW	G	2		2	--	--	--	--	--	--	--	
4/26	12:35	BPS1-TT-MW307S-20180426	MW307S	41	51	GW	G	2		2	--	--	--	--	--	--	--	
4/26	14:30	BPS1-TT-MW306D-20180426	MW306D	284	294	GW	G	2		2	--	--	--	--	--	--	--	
4/26	15:25	BPS1-TT-MW308I-20180426	MW308I	156	166	GW	G	2		2	--	--	--	--	--	--	--	
4/26	15:25	BPS1-TT-MW309I-20180426	MW309I	160	170	GW	G	2		2	--	--	--	--	--	--	--	
4/26	12:00	BPS1-DUP03-20180426	--	--	--	GW	G	2		2	--	--	--	--	--	--	--	duplicate
1. Relinquished By: Jacob Birkett			Date: 4/27/18		Time: 1800		1. Received By: FedEx			Date:		Time:						
2. Relinquished By: FedEx			Date: 4/28/18		Time: 0948		2. Received By: Beth Benoit			Date: 4/28/18		Time: 1009						
Comments:																		

Vista Work Order #: 1800802 TAT STD

Samples Arrival:	Date/Time: <u>04/28/18 0948</u>	Initials: <u>UBB</u>	Location: <u>WR-2</u>
Logged In:	Date/Time: <u>05/01/18 1043</u> <u>04/30/18 1509</u> <u>BAB 5/01/18</u>	Initials: <u>BAB</u> <u>JW</u>	Location: <u>WR-2</u>
Delivered By:	<input checked="" type="checkbox"/> FedEx	<input type="checkbox"/> UPS	<input type="checkbox"/> On Trac
Preservation:	<input checked="" type="checkbox"/> Ice	<input type="checkbox"/> Blue Ice	<input type="checkbox"/> Dry Ice
Temp °C:	<u>1.6</u> (uncorrected)	Time: <u>1010</u>	Thermometer ID: <u>IR-4</u>
Temp °C:	<u>1.5</u> (corrected)	Probe used: Yes <input type="checkbox"/> No <input checked="" type="checkbox"/>	

	YES	NO	NA
Adequate Sample Volume Received?	<input checked="" type="checkbox"/>		
Holding Time Acceptable?	<input checked="" type="checkbox"/>		
Shipping Container(s) Intact?	<input checked="" type="checkbox"/>		
Shipping Custody Seals Intact?	<input checked="" type="checkbox"/>		
Shipping Documentation Present?	<input checked="" type="checkbox"/>		
Airbill <u>10f2</u>	<input checked="" type="checkbox"/>		
Trk # <u>8131 52245757</u>			
Sample Container Intact?	<input checked="" type="checkbox"/>		
Sample Custody Seals Intact?			<input checked="" type="checkbox"/>
Chain of Custody / Sample Documentation Present?	<input checked="" type="checkbox"/>		
COC Anomaly/Sample Acceptance Form completed?		<input checked="" type="checkbox"/>	<input checked="" type="checkbox"/>
If Chlorinated or Drinking Water Samples, Acceptable Preservation?			<input checked="" type="checkbox"/>
Preservation Documented:	<input type="checkbox"/> Na ₂ S ₂ O ₃	<input type="checkbox"/> Trizma	<input checked="" type="checkbox"/> None
Shipping Container	<input type="checkbox"/> Vista	<input checked="" type="checkbox"/> Client	<input type="checkbox"/> Retain
			<input checked="" type="checkbox"/> Return
			<input type="checkbox"/> Dispose

Comments: Sample ID

- * BP-TT-AOC22 - MW10 - 20180424 - 2 x 250 mL HDPE
- * BP-TT-SW4002 - 20180427 - 2 x 250 mL HDPE
- * BPS1-TT-MW3095 - 20180425 - 2 x 250 mL HDPE
- * BP-HN-MW245 - 20180424 - 2 x 250 " "
- * BPS1-TT-MW3091 - 20180426 - 2 x 250 " "
- * BPS1-TT-MW307D - 20180426 - 2 x 250 " "
- * BPS1-TT-MW301S - 20180425 - 2 x 250 " "
- * BPS1-TT-MW308I - 20180426 - 2 x 250 " "

Sample ID

- * BPS1-TT-MW306D-FRB-2018042
- ↳ 2 x 125 HDPE
- * BPS1-TT-MW3095-FRB-20180425
- ↳ 2 x 125 mL HDPE
- * BP-TT-SW4004-FRB-20180427
- ↳ 2 x 125 mL HDPE

ID: LR-SLC
* WO 1800802

Rev No.: 0

Rev Date: 05/18/2017

Page: 1 of 1

* WO 1800803

Sample Log-in Checklist

 Vista Work Order #: 1800802 TAT std

Samples Arrival:	Date/Time 04/28/18 0948	Initials: RAB	Location: WR-2
			Shelf/Rack: NA
Logged In:	Date/Time 05/01/18 1043	Initials: RAB	Location: WR-2
			Shelf/Rack: B5
Delivered By:	<input checked="" type="checkbox"/> FedEx	<input type="checkbox"/> UPS	<input type="checkbox"/> On Trac
		<input type="checkbox"/> GSO	<input type="checkbox"/> DHL
		<input type="checkbox"/> Hand Delivered	<input type="checkbox"/> Other
Preservation:	<input checked="" type="checkbox"/> Ice	<input type="checkbox"/> Blue Ice	<input type="checkbox"/> Dry Ice
	<input type="checkbox"/> None		
Temp °C: 0.3 (uncorrected)	Time: 1014		Thermometer ID: IR-4
Temp °C: 0.2 (corrected)	Probe used: Yes <input type="checkbox"/> No <input checked="" type="checkbox"/>		

	YES	NO	NA
Adequate Sample Volume Received?	<input checked="" type="checkbox"/>		
Holding Time Acceptable?	<input checked="" type="checkbox"/>		
Shipping Container(s) Intact?	<input checked="" type="checkbox"/>		
Shipping Custody Seals Intact?	<input checked="" type="checkbox"/>		
Shipping Documentation Present?	<input checked="" type="checkbox"/>		
Airbill 2 of 2	<input checked="" type="checkbox"/>		
Trk # 7807 2657 6184	<input checked="" type="checkbox"/>		
Sample Container Intact?	<input checked="" type="checkbox"/>		
Sample Custody Seals Intact?			<input checked="" type="checkbox"/>
Chain of Custody / Sample Documentation Present?		<input checked="" type="checkbox"/>	
COC Anomaly/Sample Acceptance Form completed?		<input checked="" type="checkbox"/>	<input checked="" type="checkbox"/>
If Chlorinated or Drinking Water Samples, Acceptable Preservation?			<input checked="" type="checkbox"/>
Preservation Documented:	<input type="checkbox"/> Na ₂ S ₂ O ₃	<input type="checkbox"/> Trizma	<input type="checkbox"/> None
	<input type="checkbox"/> Yes	<input type="checkbox"/> No	<input checked="" type="checkbox"/> NA
Shipping Container	<input type="checkbox"/> Vista	<input checked="" type="checkbox"/> Client	<input type="checkbox"/> Retain
	<input type="checkbox"/> Return	<input type="checkbox"/> Dispose	

Comments:

EXTRACTION INFORMATION

Prep Expiration: 2018-May-08
 Client: Tetra Tech

Workorder Due: 17-May-18 00:00

TAT: 19

Method: **537M PFAS DOD (LOQ as mRL)**
 Matrix: **Aqueous**

Prep Batch: B8E0038

Version: Bethpage (21 Analytes)
 DoD: DoD QSM 5.1

Prep Data Entered: DF 5/10/18
Date and Initials

Initial Sequence: _____

LabSampID	A/B	Prep Rec	Spike Rec	ClientSampleID	Comments	Location	Container
1800802-01	A	<input checked="" type="checkbox"/>	<input checked="" type="checkbox"/>	BP-TT-AOC22-MW10-20180424	✓	WR-2 B-5	HDPE Bottle, 250 mL
1800802-02		<input checked="" type="checkbox"/>	<input checked="" type="checkbox"/>	BP-HN-MW24S-20180424	MS/MSD	WR-2 B-5	HDPE Bottle, 250 mL
1800802-03		<input checked="" type="checkbox"/>	<input checked="" type="checkbox"/>	BPS1-TT-MW309S-20180425		WR-2 B-5	HDPE Bottle, 250 mL
1800802-04		<input checked="" type="checkbox"/>	<input checked="" type="checkbox"/>	BPS1-TT-MW313S-20180425		WR-2 B-5	HDPE Bottle, 250 mL
1800802-05		<input checked="" type="checkbox"/>	<input checked="" type="checkbox"/>	BPS1-TT-MW301S-20180425		WR-2 B-5	HDPE Bottle, 250 mL
1800802-06		<input checked="" type="checkbox"/>	<input checked="" type="checkbox"/>	BP-DUP02-20180425		WR-2 B-5	HDPE Bottle, 250 mL
1800802-07		<input checked="" type="checkbox"/>	<input checked="" type="checkbox"/>	BP-EB01-20180425		WR-2 B-5	HDPE Bottle, 250 mL
1800802-08		<input checked="" type="checkbox"/>	<input checked="" type="checkbox"/>	BPS1-TT-MW307I-20180426		WR-2 B-5	HDPE Bottle, 250 mL
1800802-09		<input checked="" type="checkbox"/>	<input checked="" type="checkbox"/>	BPS1-TT-MW306S-20180426		WR-2 B-5	HDPE Bottle, 250 mL
1800802-10		<input checked="" type="checkbox"/>	<input checked="" type="checkbox"/>	BPS1-TT-MW307D-20180426		WR-2 B-5	HDPE Bottle, 250 mL
1800802-11		<input checked="" type="checkbox"/>	<input checked="" type="checkbox"/>	BPS1-TT-MW306I-20180426		WR-2 B-5	HDPE Bottle, 250 mL
1800802-12		<input checked="" type="checkbox"/>	<input checked="" type="checkbox"/>	BPS1-TT-MW307S-20180426		WR-2 B-5	HDPE Bottle, 250 mL
1800802-13		<input checked="" type="checkbox"/>	<input checked="" type="checkbox"/>	BPS1-TT-MW306D-20180426		WR-2 B-5	HDPE Bottle, 250 mL
1800802-14		<input checked="" type="checkbox"/>	<input checked="" type="checkbox"/>	BPS1-TT-MW308I-20180426		WR-2 B-5	HDPE Bottle, 250 mL
1800802-15		<input checked="" type="checkbox"/>	<input checked="" type="checkbox"/>	BPS1-TT-MW309I-20180426		WR-2 B-5	HDPE Bottle, 250 mL
1800802-16		<input checked="" type="checkbox"/>	<input type="checkbox"/>	BPS1-DUP03-20180426 ^{BP-DUP03-20180426}		WR-2 B-5	HDPE Bottle, 250 mL

MS/MSD per Batch
 Internal COC

Pre-Prep Check Out: DF 5/4/18
 Pre-Prep Check In: DF 5/7/18

Prep Check Out: JR 5/7/18
 Prep Check In: NA

Prep Reconciled Initials/Date: DF 5/4/18
 Spike Reconciled Initials/Date: JR 5/7/18
 VialBoxID: BOGGER

Internal Chain of Custody 1800802



Client: Tetra Tech

Project Number: 112G08005-WE09

Received: 28-Apr-18 09:48

Vista Sample ID	Bottle	Sample				Extract	
		Initials Date/Time	Initials Date/Time	Initials Date/Time	Initials Date/Time	Initials Date/Time	Initials Date/Time
		New Location	New Location	New Location	New Location	New Location	New Location
1800802-01	A/B	YBB 5/03/18 0854 WR2 B5	JR 5/07/18 A Prep Lab	NA	NA	JR 5/07/18 Vial box	DM 5/24/18 1457 Instrument
1800802-02	A-F		AC				
1800802-03	A/B		A				
1800802-04			A				
1800802-05			A				
1800802-06			A				
1800802-07			A				
1800802-08			A				
1800802-09			A				
1800802-10			A				
1800802-11			A				

Note in grid if sample or extract are depleted. See Login Checklist for initial location.

Internal Chain of Custody 1800802



Client: Tetra Tech

Project Number: 112G08005-WE09

Received: 28-Apr-18 09:48

Vista Sample ID	Bottle	Sample				Extract	
		Initials Date/Time	Initials Date/Time	Initials Date/Time	Initials Date/Time	Initials Date/Time	Initials Date/Time
		New Location	New Location	New Location	New Location	New Location	New Location
1800802-12	A/B	YSLB 5/03/18 0854 WR-2 BS	JR 5/7/18 A Prep Lab	KC 5/7/18 R-7 Fridge NA	KC 5/7/18 Prep Lab KC 5/7/18 NA	JR 5/07/18 vial box	Am 5/20/18 1457 Instrument
1800802-13	↓	↓	A ↓	↓	↓	↓	↓
1800802-14	↓	↓	A ↓	↓	↓	↓	↓
1800802-15	↓	↓	A ↓	↓	↓	↓	↓
1800802-16	↓	↓	A ↓	↓	↓	↓	↓

PREPARATION BENCH SHEET

Matrix: Aqueous

Method: 537M PFAS DOD (LOQ as mL)

B8E0038

Chemist: FR
 Prep Date/Time: 04 May-18 11:23 7R 5-7-18
7 9:05

Prepared using: LCMS - SPE Extraction-LCMS

		Date/Initials: <u>DF 5/4/18</u>			BalanceID: <u>HRMS-8</u>						
Cen	VISTA Sample ID	pH Before	pH After	Chlorine (Cl)	Drops HCl Added	Bottle + Sample (g)	Bottle Only (g)	Sample Amt. (L)	IS/NS CHEM/WIT DATE	SPE	RS CHEM/WIT DATE
<input type="checkbox"/>	B8E0038-BLK1 <u>(C)</u>	5	2	0		<u>N/A</u>	<u>N/A</u>	<u>(0.250)</u>	<u>FR JR 5/7/18</u>	<u>JR 5/7/18</u>	<u>KL - JR 5/7/18</u>
<input type="checkbox"/>	B8E0038-BS1	5	2	0		<u>↓</u>	<u>↓</u>	<u>(0.250)</u>			
<input type="checkbox"/>	B8E0038-MS1 1800802-02	6	2	0	3	291.92	37.12	0.25480	✓		
<input type="checkbox"/>	B8E0038-MSD1 1800802-02	6	2	0	3	285.51	37.54	0.24797	✓		
<input type="checkbox"/>	1800802-01	5	2	0	2	294.91	37.17	0.25724	✓		
<input checked="" type="checkbox"/>	1800802-02	5	2	<u>0</u>	3	288.01	37.20	0.25081	✓		
<input checked="" type="checkbox"/>	1800802-03	5	2	0	3	287.49	37.53	0.24996	✓		
<input type="checkbox"/>	1800802-04	5	2	0	2	293.76	37.33	0.25643	✓		
<input type="checkbox"/>	1800802-05 <u>(B)</u>	5	2	0	2	255.91	37.16	0.21875	✓		
<input type="checkbox"/>	1800802-06	6	2	0	3	278.44	37.67	0.24077	✓		
<input type="checkbox"/>	1800802-07	5	2	0	2	294.64 <u>(A)</u>	37.37	0.24108	✓		
<input type="checkbox"/>	1800802-08	5	2	0	2	294.69	37.78	0.25691	✓		
<input checked="" type="checkbox"/>	1800802-09	5	2	0	2	297.88	37.61	0.25027	✓		
<input type="checkbox"/>	1800802-10	5	2	0	2	298.90	37.15	0.26175	✓		
<input type="checkbox"/>	1800802-11	5	2	0	2	291.48	37.80	0.25368	✓		
<input type="checkbox"/>	1800802-12	5	2	0	2	278.86	37.37	0.24149	✓		

IS: <u>18B2203, 10µL (V)</u>	SPE Chem: <u>Strata XAW 33µm 200mg/6ml</u>	Notes: <u>(A) 278.45 g DF 5/4/18</u> <u>(B) Sample received w/low volume DF 5/4/18</u> <u>(C) Supelco ENVI-Carb used. Lot#: 10186601 JR 5/7/18</u>
IS SUP: <u>N/A</u>	Ele SOLV: <u>MeOH/0.5% NH₄OH in MeOH</u>	
NS: <u>18C1302, 10µL (V)</u>	Final Volume(s) <u>1 ML</u>	
RS: <u>18P2206, 10µL (V)</u>		

Comments: Assume 1 g = 1 mL
 Cen = Centrifuged

PREPARATION BENCH SHEET

Matrix: Aqueous

Method: 537M PFAS DOD (LOQ as mRL)

B8E0038

Chemist: FR
 Prep Date/Time: 04-May-18 11:23 FR 5:48
7 9:05

Prepared using: LCMS - SPE Extraction-LCMS

		Date/Initials: <u>DF 5/14/18</u>				BalanceID: <u>HRMS-8</u>					
Cen	VISTA Sample ID	pH Before	pH After	Chlorine (Cl)	Drops HCl Added	Bottle + Sample (g)	Bottle Only (g)	Sample Amt. (L)	IS/NS CHEM/WIT DATE	SPE	RS CHEM/WIT DATE
<input type="checkbox"/>	1800802-13	5	2	0	2	293.93	37.20	0.25623	FR SR 5/7/18	SR 5/7/18	LC SR 5/7/18
<input type="checkbox"/>	1800802-14	5	2	0	2	296.50	37.81	0.25869	↓	↓	↓
<input type="checkbox"/>	1800802-15	5	2	0	2	293.39	37.63	0.24576	↓	↓	↓
<input type="checkbox"/>	1800802-16	5	2	0	2	286.15	37.15	0.24900	↓	↓	↓
<input type="checkbox"/>	1800822-01	5	2	0	2	140.16	26.92	0.11324	↓	↓	↓
<input type="checkbox"/>	1800822-02	5	2	0	2	191.45	27.01	0.11444	↓	↓	↓
<input type="checkbox"/>	1800822-03	5	2	0	2	196.05	27.04	0.11901	↓	↓	↓
<input type="checkbox"/>	1800822-04 <u>B</u>	5	2	0	2	128.59	26.86	0.10173	↓	↓	↓

IS: <u>18B2203, 10µL</u> (V) IS SUP: <u>N/A</u> NS: <u>18C1302, 10µL</u> (V) RS: <u>18B2206, 10µL</u> (V)	SPE Chem: <u>Stata XAV 33µm 200mg/6mL</u> Ele SOLV: <u>MeOH/0.5% NH₄OH in MeOH</u> Final Volume(s) <u>1 ML</u>	Notes: <u>B</u> Sample received w/ low volume DF 5/14/18 <u>C</u> supelco ENVI-Carb used. Lot #: 10186601
--	---	--

Comments: Assume 1 g = 1 mL
 Cen = Centrifuged

LabNumber	WetWeight (Initial)	% Solids (Extraction Solids)	DryWeight	Final	Extracted	Ext By	Spike	SpikeAmount	ClientMatrix	Analysis
1800802-01	0.25724 ✓	NA	NA	1000	07-May-18 09:05	FBR			Groundwater	537M PFAS DOD (LOQ as
1800802-02	0.25081 ✓			1000	07-May-18 09:05	FBR			Groundwater	537M PFAS DOD (LOQ as
1800802-03	0.24996 ✓			1000	07-May-18 09:05	FBR			Groundwater	537M PFAS DOD (LOQ as
1800802-04	0.25643 ✓			1000	07-May-18 09:05	FBR			Groundwater	537M PFAS DOD (LOQ as
1800802-05	0.21875 ✓			1000	07-May-18 09:05	FBR			Groundwater	537M PFAS DOD (LOQ as
1800802-06	0.24077 ✓			1000	07-May-18 09:05	FBR			Groundwater	537M PFAS DOD (LOQ as
1800802-07	0.24108 ✓			1000	07-May-18 09:05	FBR			Groundwater	537M PFAS DOD (LOQ as
1800802-08	0.25691 ✓			1000	07-May-18 09:05	FBR			Groundwater	537M PFAS DOD (LOQ as
1800802-09	0.25027 ✓			1000	07-May-18 09:05	FBR			Groundwater	537M PFAS DOD (LOQ as
1800802-10	0.26175 ✓			1000	07-May-18 09:05	FBR			Groundwater	537M PFAS DOD (LOQ as
1800802-11	0.25368 ✓			1000	07-May-18 09:05	FBR			Groundwater	537M PFAS DOD (LOQ as
1800802-12	0.24149 ✓			1000	07-May-18 09:05	FBR			Groundwater	537M PFAS DOD (LOQ as
1800802-13	0.25623 ✓			1000	07-May-18 09:05	FBR			Groundwater	537M PFAS DOD (LOQ as
1800802-14	0.25869 ✓			1000	07-May-18 09:05	FBR			Groundwater	537M PFAS DOD (LOQ as
1800802-15	0.24576 ✓			1000	07-May-18 09:05	FBR			Groundwater	537M PFAS DOD (LOQ as
1800802-16	0.249 ✓			1000	07-May-18 09:05	FBR			Groundwater	537M PFAS DOD (LOQ as
1800822-01	0.11324 ✓			1000	07-May-18 09:05	FBR			QC Water	537M PFAS DOD (LOQ as
1800822-02	0.11444 ✓			1000	07-May-18 09:05	FBR			QC Water	537M PFAS DOD (LOQ as
1800822-03	0.11901 ✓			1000	07-May-18 09:05	FBR			QC Water	537M PFAS DOD (LOQ as
1800822-04	0.10173 ✓			1000	07-May-18 09:05	FBR			QC Water	537M PFAS DOD (LOQ as
B8E0038-BLK1	0.25			1000	07-May-18 09:05	FBR				QC
B8E0038-BS1	0.25			1000	07-May-18 09:05	FBR	18C1302 ✓	10 ✓		QC
B8E0038-MS1	0.2548 ✓			1000	07-May-18 09:05	FBR	18C1302 ✓	10 ✓		QC
B8E0038-MSD1	0.24797 ✓			1000	07-May-18 09:05	FBR	18C1302 ✓	10 ✓		QC

DF 5/10/18

Sample Data – PFAS Isotope Dilution Method

Dataset: Z:\Projects\PFAS.PRO\Results\180525M1\180525M1-18.qld

MM 6/5/2018

Last Altered: Tuesday, June 05, 2018 10:50:47 Pacific Daylight Time

Printed: Tuesday, June 05, 2018 10:51:07 Pacific Daylight Time

Method: Z:\Projects\PFAS.PRO\MethDB\PFAS_FULL_80C_052518.mdb 26 May 2018 14:09:10

Calibration: Z:\Projects\PFAS.PRO\CurveDB\C18_VAL-PFAS_Q4_05-25-18.cdb 26 May 2018 15:24:47

Name: 180525M1_18, Date: 25-May-2018, Time: 17:55:44, ID: B8E0038-BLK1 Method Blank 0.25, Description: Method Blank

	# Name	Trace	Area	IS Area	wt/vol RRF M...	Pred.RT	RT	Response	Conc.	%Rec	Ion Ratio	Ratio Out?
1	1 PFBA	213.0 > 168.8		4444.5	0.250	1.38						
2	2 PFPeA	263.1 > 218.9		6695.4	0.250	2.37						
3	3 PFBS	299.0 > 79.7		1116.5	0.250	2.66						
4	5 PFHxA	313.2 > 268.9		2500.9	0.250	3.17						
5	7 PFHpA	363.0 > 318.9		7629.8	0.250	3.82						
6	8 L-PFHxS	398.9 > 79.6		915.5	0.250	4.02						
7	10 6:2 FTS	427.1 > 407	9.8	2551.6	0.250	4.30	4.30	0.048	0.006		1.375	YES
8	11 L-PFOA	413 > 368.7	94.2	10635.4	0.250	4.40	4.36	0.111	0.429		3.180	YES
9	13 PFHpS	449 > 80.0		10635.4	0.250	4.46						
10	14 PFNA	463.0 > 418.8		9884.6	0.250	4.81						
11	15 PFOSA	498.2 > 77.9		1197.4	0.250	4.87						
12	16 L-PFOS	499.1 > 79.9		2305.0	0.250	4.92						
13	18 PFDA	513 > 468.8		9288.5	0.250	5.19						

Dataset: Z:\Projects\PFAS.PRO\Results\180525M1\180525M1-18.qld

MM 6/5/2018

Last Altered: Tuesday, June 05, 2018 10:50:47 Pacific Daylight Time

Printed: Tuesday, June 05, 2018 10:51:17 Pacific Daylight Time

Method: Z:\Projects\PFAS.PRO\MethDB\PFAS_FULL_80C_052518.mdb 26 May 2018 14:09:10

Calibration: Z:\Projects\PFAS.PRO\CurveDB\C18_VAL-PFAS_Q4_05-25-18.cdb 26 May 2018 15:24:47

Name: 180525M1_18, Date: 25-May-2018, Time: 17:55:44, ID: B8E0038-BLK1 Method Blank 0.25, Description: Method Blank

	# Name	Trace	Area	IS Area	wt/vol RRF M...	Pred.RT	RT	Response	Conc.	%Rec	Ion Ratio	Ratio Out?
1	19 8:2 FTS	527 > 506.9		2334.4	0.250	5.16						
2	21 L-MeFOSAA	570.1 > 419		2290.9	0.250	5.35						
3	23 L-EtFOSAA	584.2 > 419		2839.9	0.250	5.51						
4	25 PFUdA	563.0 > 518.9	36.7	10603.3	0.250	5.52	5.52	0.043	0.257		12.304	NO
5	26 PFDS	598.8 > 80		10603.3	0.250	5.57						
6	27 PFDoA	612.9 > 569.0		11064.2	0.250	5.81						
7	29 PFTrDA	662.9 > 618.9		11064.2	0.250	6.06						
8	30 PFTeDA	712.9 > 668.8		10912.8	0.250	6.29						

Dataset: Z:\Projects\PFAS.PRO\Results\180525M1\180525M1-18.qld

MM 6/5/2018

Last Altered: Tuesday, June 05, 2018 10:50:47 Pacific Daylight Time

Printed: Tuesday, June 05, 2018 10:51:26 Pacific Daylight Time

Method: Z:\Projects\PFAS.PRO\MethDB\PFAS_FULL_80C_052518.mdb 26 May 2018 14:09:10

Calibration: Z:\Projects\PFAS.PRO\CurveDB\C18_VAL-PFAS_Q4_05-25-18.cdb 26 May 2018 15:24:47

Name: 180525M1_18, Date: 25-May-2018, Time: 17:55:44, ID: B8E0038-BLK1 Method Blank 0.25, Description: Method Blank

	# Name	Trace	Area	IS Area	wt/vol	RRF M...	Pred.RT	RT	Response	Conc.	%Rec	Ion Ratio	Ratio Out?
1	36	13C3-PFBA	216.1 > 171.8	4444.5	4839.3	0.250	0.874	1.38	1.37	11.480	52.525	105.1	
2	37	13C3-PFPeA	266. > 221.8	6695.4	8790.0	0.250	0.834	2.37	2.37	9.521	45.649	91.3	
3	38	13C3-PFBS	302. > 98.8	1116.5	8790.0	0.250	0.101	2.65	2.66	1.588	63.081	126.2	
4	40	13C2-PFHxA	315 > 269.8	2500.9	8790.0	0.250	0.731	3.17	3.17	3.556	19.458	97.3	
5	41	13C4-PFHpA	367.2 > 321.8	7629.8	8790.0	0.250	0.820	3.81	3.82	10.850	52.938	105.9	
6	42	18O2-PFHxS	403.0 > 102.6	915.5	2203.4	0.250	0.429	3.97	3.97	5.193	48.390	96.8	
7	43	13C2-6:2 FTS	429.1 > 408.9	2551.6	10558.0	0.250	0.235	4.30	4.30	3.021	51.398	102.8	
8	44	13C2-PFOA	414.9 > 369.7	10635.4	10558.0	0.250	1.222	4.35	4.36	12.592	41.204	82.4	
9	45	13C5-PFNA	468.2 > 422.9	9884.6	13068.8	0.250	0.950	4.81	4.81	9.454	39.802	79.6	
10	46	13C8-PFOSA	506.1 > 77.7	1197.4	14528.3	0.250	0.190	4.87	4.87	1.030	21.718	43.4	
11	47	13C8-PFOS	507.0 > 79.9	2305.0	2389.3	0.250	1.018	4.89	4.89	12.059	47.402	94.8	
12	48	13C2-PFDA	515.1 > 469.9	9288.5	13851.7	0.250	1.175	5.19	5.19	8.382	28.525	57.1	
13	49	13C2-8:2 FTS	529.1 > 508.7	2334.4	8790.0	0.250	0.245	5.16	5.16	3.320	54.122	108.2	
14	50	d3-N-MeFOSAA	573.3 > 419	2290.9	14528.3	0.250	0.202	5.34	5.34	1.971	39.117	78.2	
15	51	d5-N-EtFOSAA	589.3 > 419	2839.9	14528.3	0.250	0.242	5.50	5.50	2.443	40.336	80.7	
16	52	13C2-PFUdA	565 > 519.8	10603.3	14528.3	0.250	1.062	5.52	5.53	9.123	34.374	68.7	
17	53	13C2-PFDoA	615.0 > 569.7	11064.2	13851.7	0.250	1.048	5.81	5.81	9.984	38.125	76.3	
18	55	13C2-PFTeDA	714.8 > 669.6	10912.8	14528.3	0.250	0.871	6.29	6.29	9.389	43.117	86.2	
19	60	13C4-PFBA	217. > 171.8	4839.3	4839.3	0.250	1.000	1.38	1.37	12.500	50.000	100.0	
20	61	13C5-PFHxA	318 > 272.9	8790.0	8790.0	0.250	1.000	3.17	3.17	12.500	50.000	100.0	
21	62	13C3-PFHxS	401.9 > 79.9	2203.4	2203.4	0.250	1.000	3.97	3.97	12.500	50.000	100.0	
22	63	13C8-PFOA	421.3 > 376	10558.0	10558.0	0.250	1.000	4.35	4.36	12.500	50.000	100.0	
23	64	13C9-PFNA	472.2 > 426.9	13068.8	13068.8	0.250	1.000	4.80	4.81	12.500	50.000	100.0	
24	65	13C4-PFOS	503 > 79.9	2389.3	2389.3	0.250	1.000	4.89	4.89	12.500	50.000	100.0	
25	66	13C6-PFDA	519.1 > 473.7	13851.7	13851.7	0.250	1.000	5.19	5.19	12.500	50.000	100.0	
26	67	13C7-PFUdA	570.1 > 524.8	14528.3	14528.3	0.250	1.000	5.52	5.52	12.500	50.000	100.0	
27	68	Total PFHxS	398.9 > 79.6	0.0	915.5	0.250		4.05		0.000			
28	69	Total PFOA	413 > 368.7	94.2	10635.4	0.250		4.30		0.111	0.429		
29	70	Total PFOS	499.1 > 79.9	0.0	2305.0	0.250		4.90		0.000			
30	71	Total N-MeFOSAA	570.1 > 419	0.0	2290.9	0.250		5.55		0.000			
31	72	Total N-EtFOSAA	584.2 > 419	0.0	2839.9	0.250		5.70		0.000			

Dataset: Z:\Projects\PFAS.PRO\Results\180525M1\180525M1-18.qld

MM 6/5/2018

Last Altered: Tuesday, June 05, 2018 10:50:47 Pacific Daylight Time

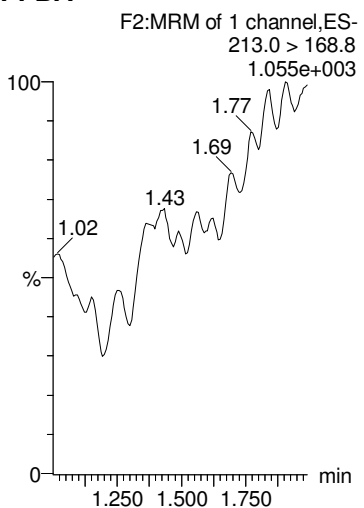
Printed: Tuesday, June 05, 2018 10:51:26 Pacific Daylight Time

Method: Z:\Projects\PFAS.PRO\MethDB\PFAS_FULL_80C_052518.mdb 26 May 2018 14:09:10

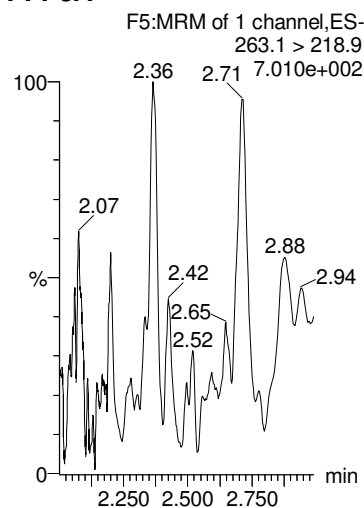
Calibration: Z:\Projects\PFAS.PRO\CurveDB\C18_VAL-PFAS_Q4_05-25-18.cdb 26 May 2018 15:24:47

Name: 180525M1_18, Date: 25-May-2018, Time: 17:55:44, ID: B8E0038-BLK1 Method Blank 0.25, Description: Method Blank

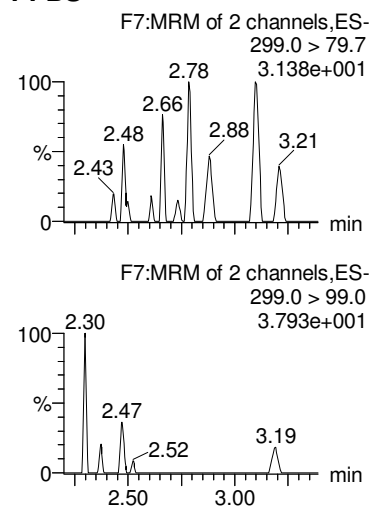
PFBA



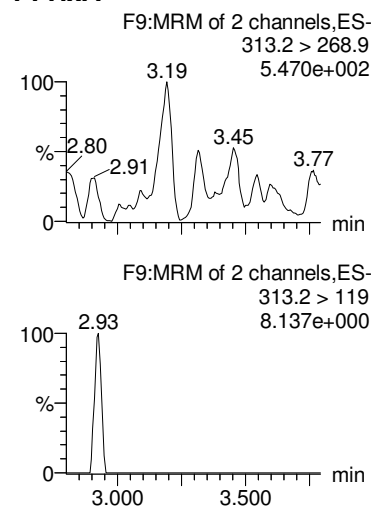
PFPeA



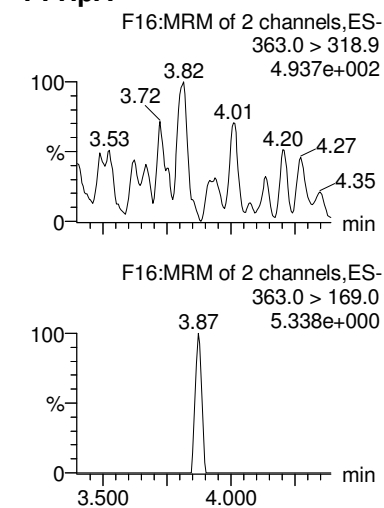
PFBS



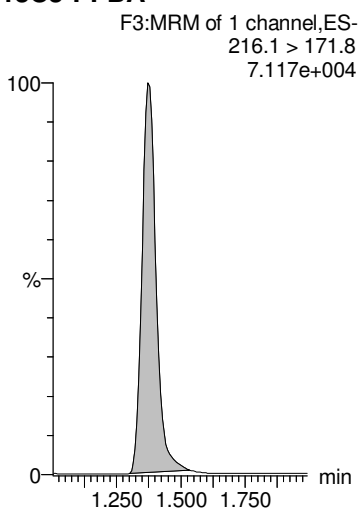
PFHxA



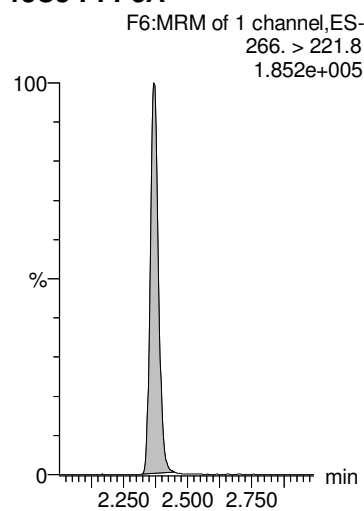
PFHpA



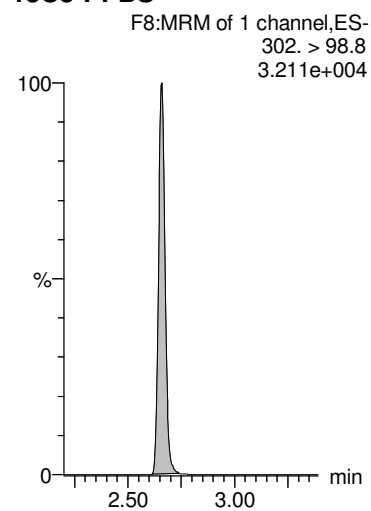
13C3-PFBA



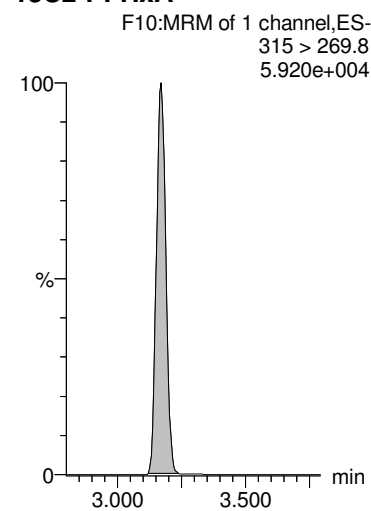
13C3-PFPeA



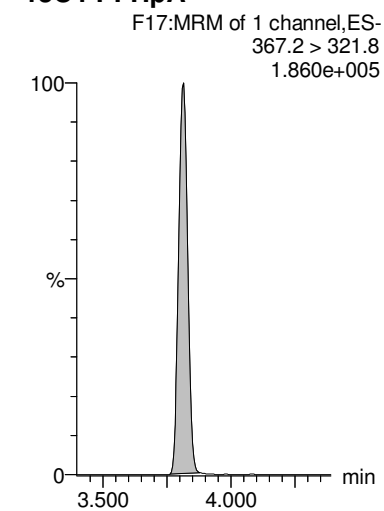
13C3-PFBS



13C2-PFHxA



13C4-PFHpA



Dataset: Z:\Projects\PFAS.PRO\Results\180525M1\180525M1-18.qld

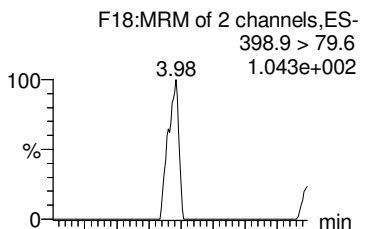
MM 6/5/2018

Last Altered: Tuesday, June 05, 2018 10:50:47 Pacific Daylight Time

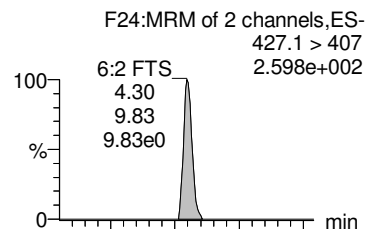
Printed: Tuesday, June 05, 2018 10:51:26 Pacific Daylight Time

Name: 180525M1_18, Date: 25-May-2018, Time: 17:55:44, ID: B8E0038-BLK1 Method Blank 0.25, Description: Method Blank

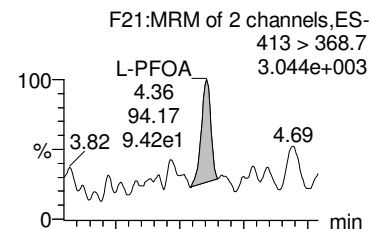
Total PFHxS



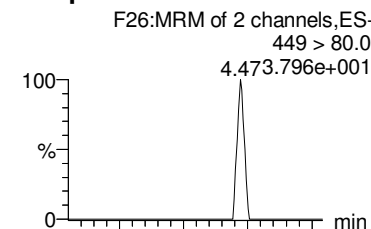
6:2 FTS



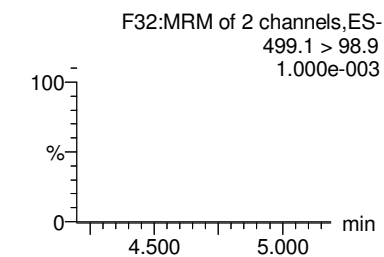
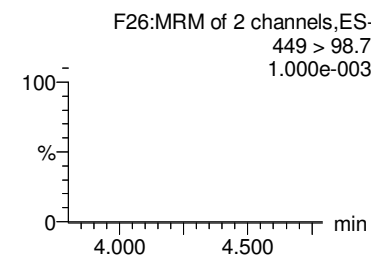
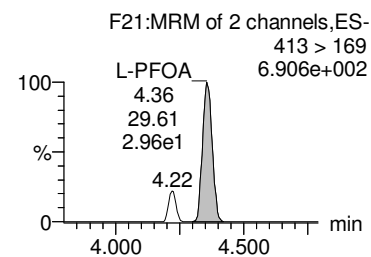
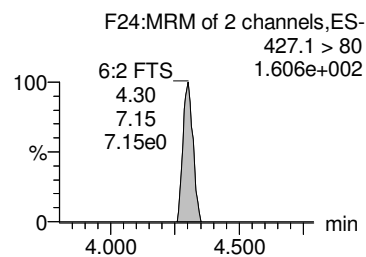
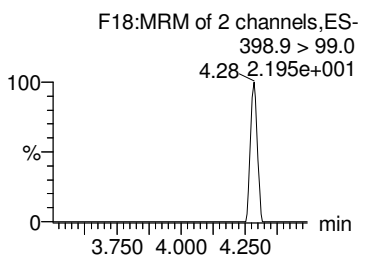
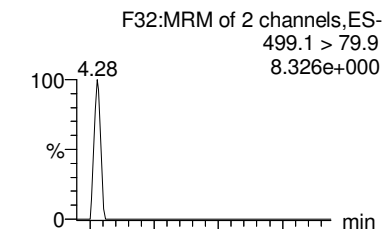
Total PFOA



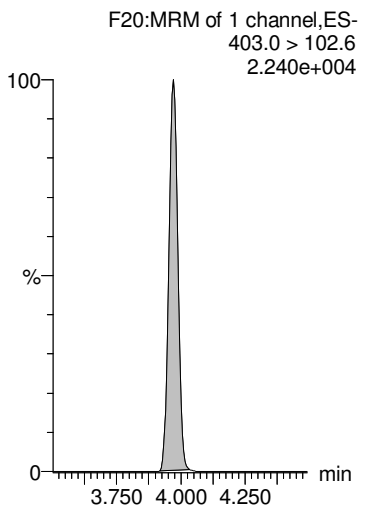
PFHpS



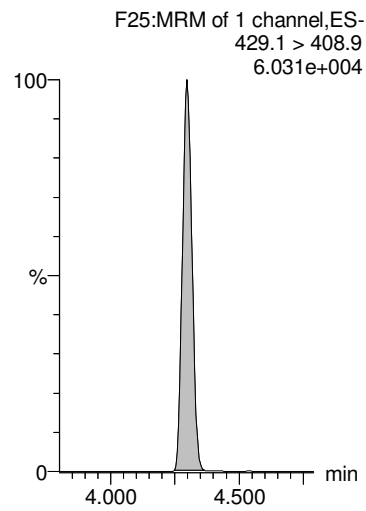
Total PFOS



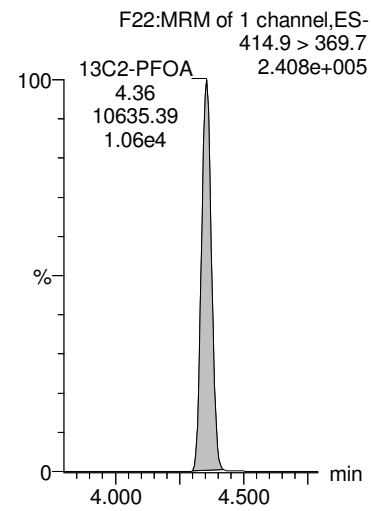
18O2-PFHxS



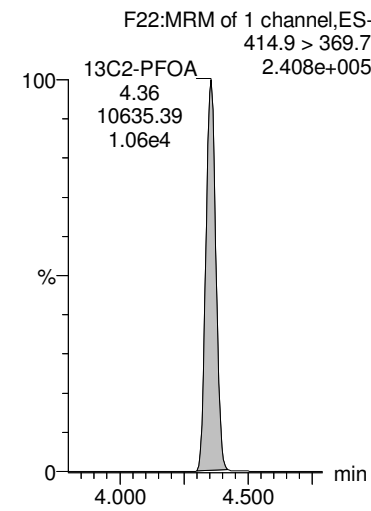
13C2-6:2 FTS



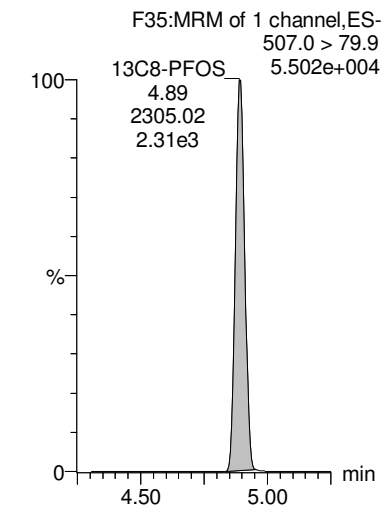
13C2-PFOA



13C2-PFOA



13C8-PFOS



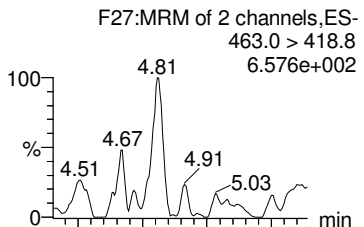
Dataset: Z:\Projects\PFAS.PRO\Results\180525M1\180525M1-18.qld

MM 6/5/2018

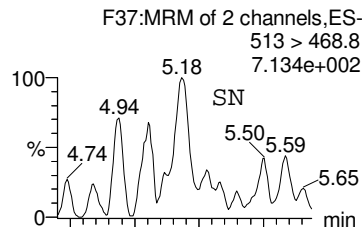
Last Altered: Tuesday, June 05, 2018 10:50:47 Pacific Daylight Time
 Printed: Tuesday, June 05, 2018 10:51:26 Pacific Daylight Time

Name: 180525M1_18, Date: 25-May-2018, Time: 17:55:44, ID: B8E0038-BLK1 Method Blank 0.25, Description: Method Blank

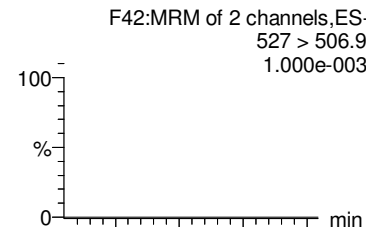
PFNA




PFDA



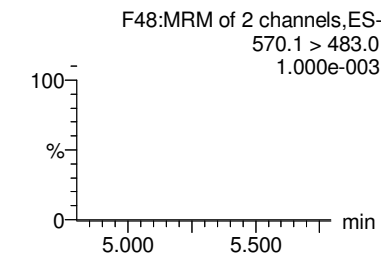
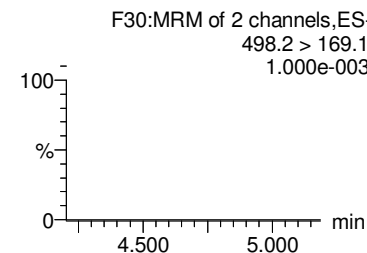
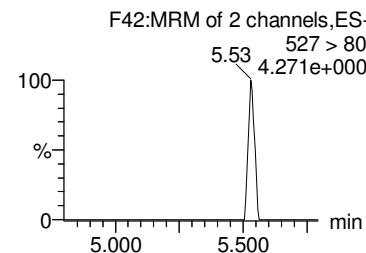
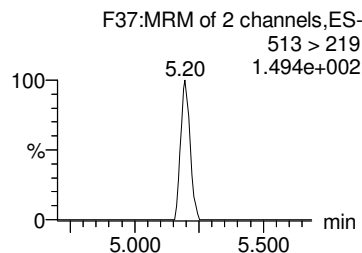
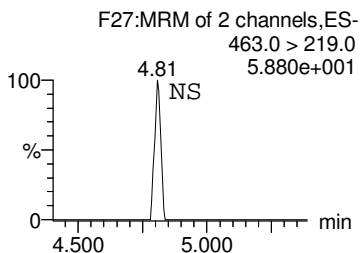
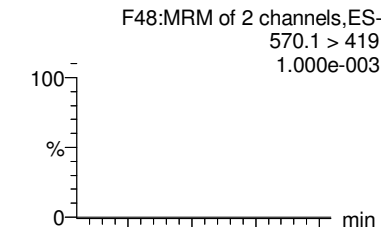
8:2 FTS



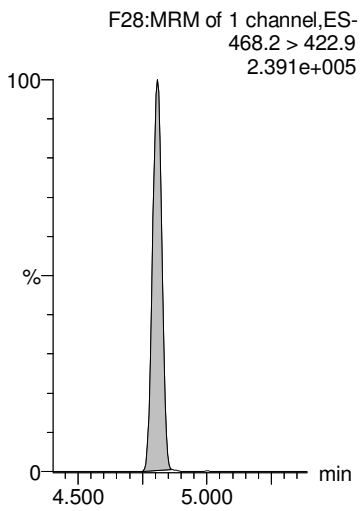
PFOSA



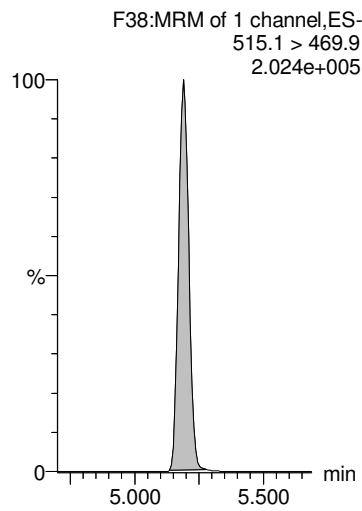
Total N-MeFOSAA



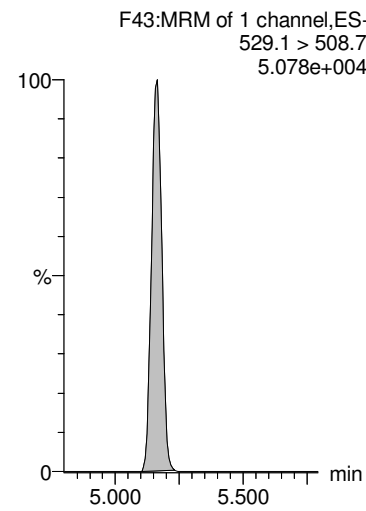
13C5-PFNA



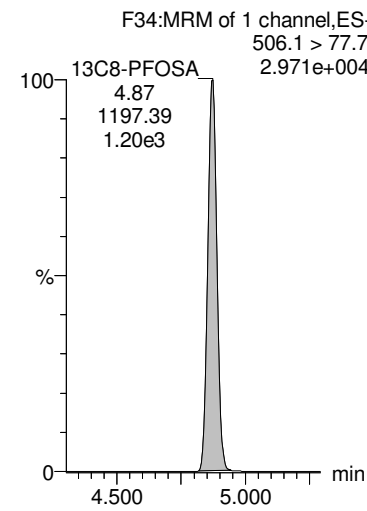
13C2-PFDA



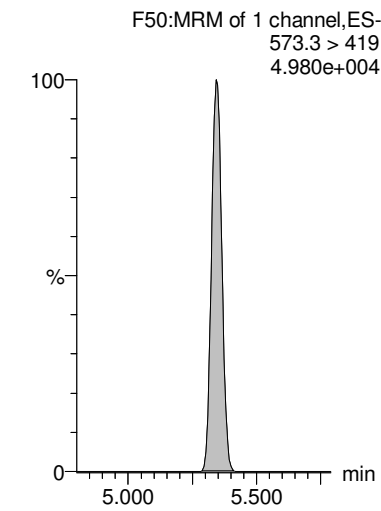
13C2-8:2 FTS



13C8-PFOSA



d3-N-MeFOSAA



Dataset: Z:\Projects\PFAS.PRO\Results\180525M1\180525M1-18.qld

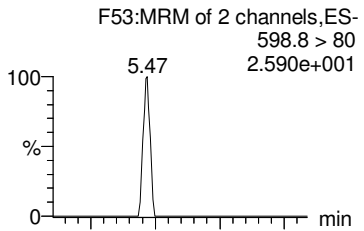
MM 6/5/2018

Last Altered: Tuesday, June 05, 2018 10:50:47 Pacific Daylight Time

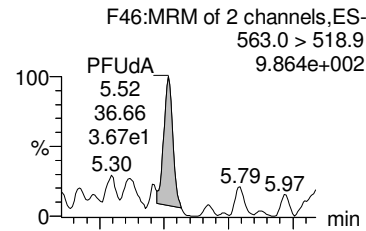
Printed: Tuesday, June 05, 2018 10:51:26 Pacific Daylight Time

Name: 180525M1_18, Date: 25-May-2018, Time: 17:55:44, ID: B8E0038-BLK1 Method Blank 0.25, Description: Method Blank

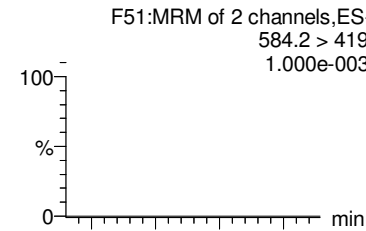
PFDS



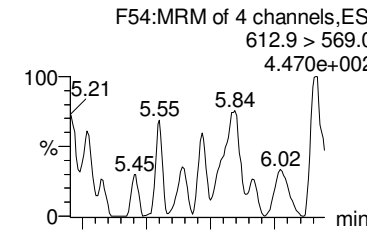
PFUdA



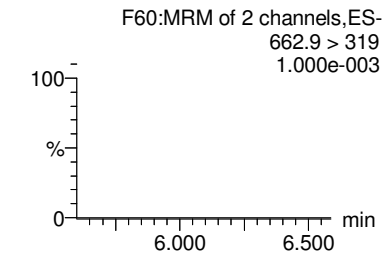
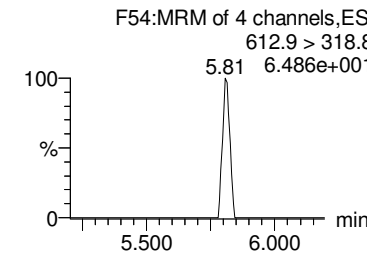
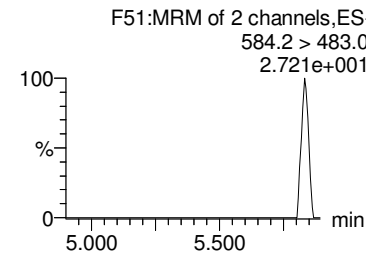
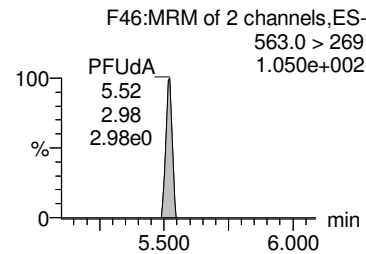
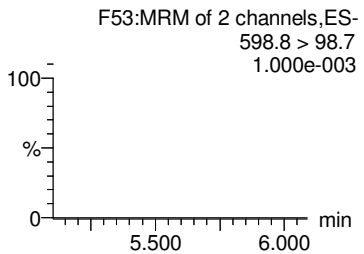
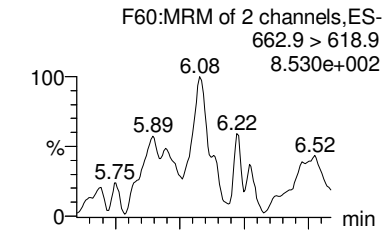
Total N-EtFOSAA



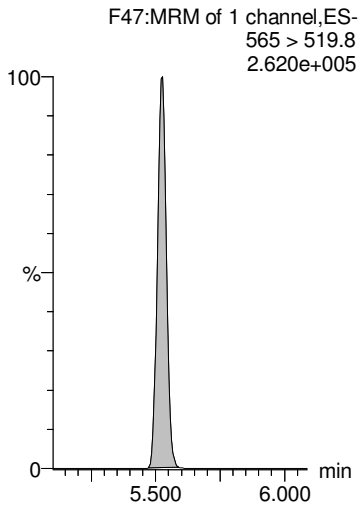
PFDaA



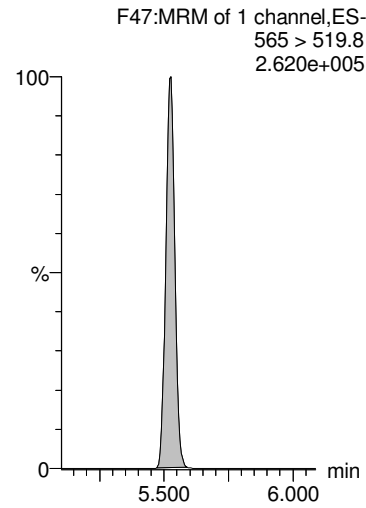
PFTrDA



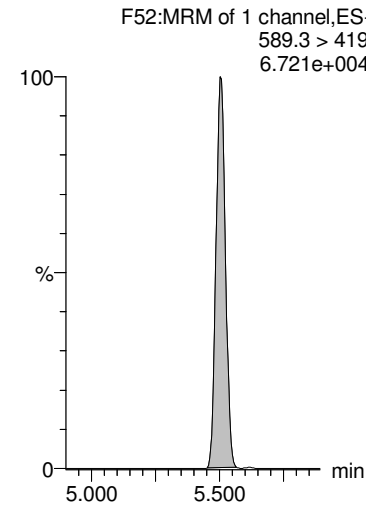
13C2-PFUdA



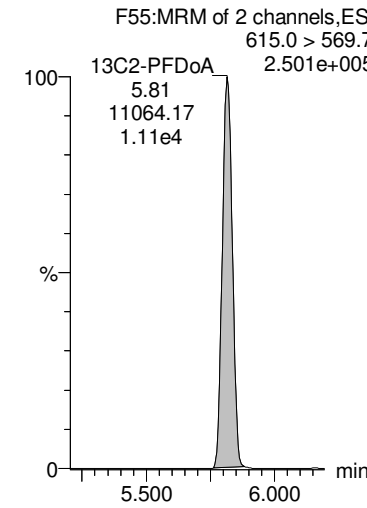
13C2-PFUdA



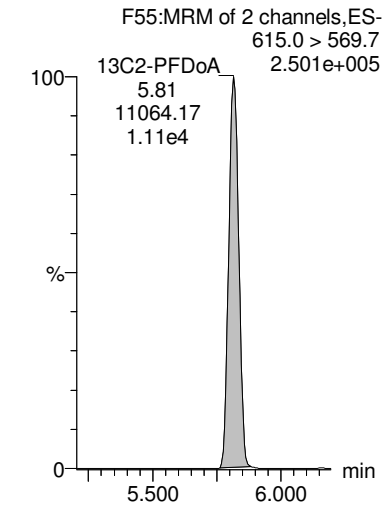
d5-N-EtFOSAA



13C2-PFDaA



13C2-PFDaA

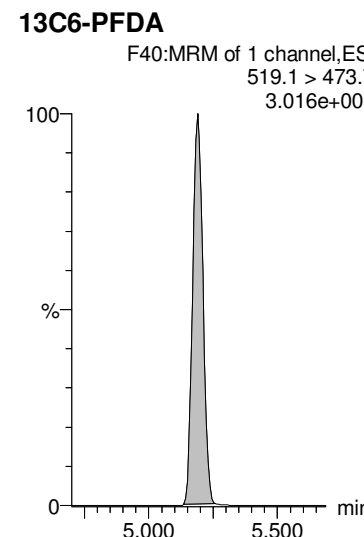
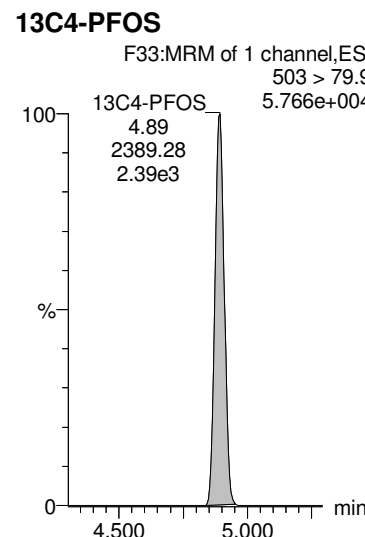
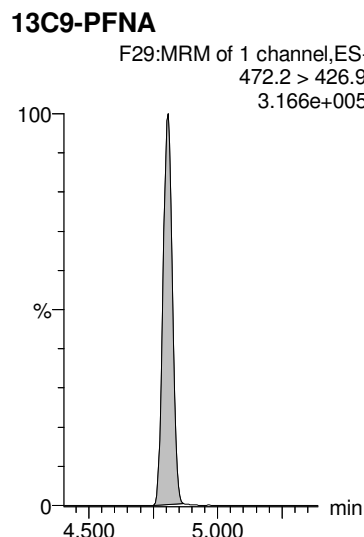
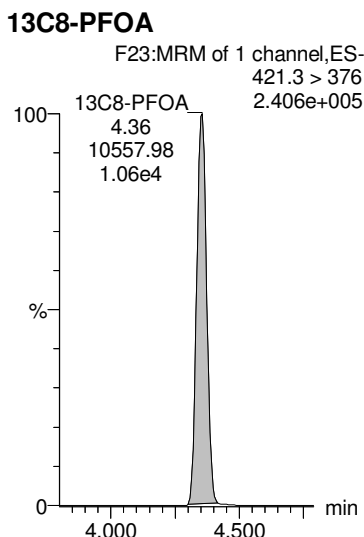
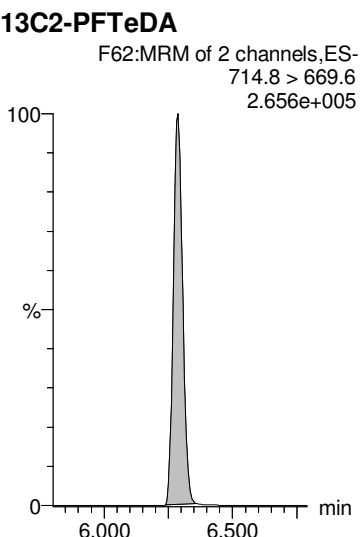
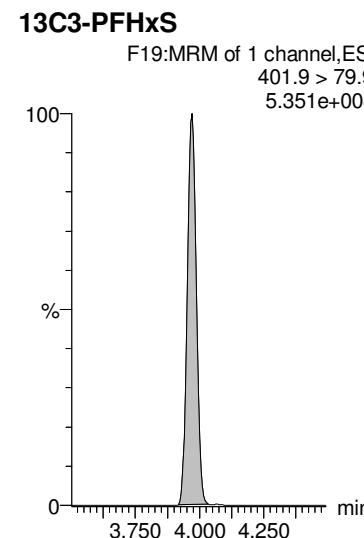
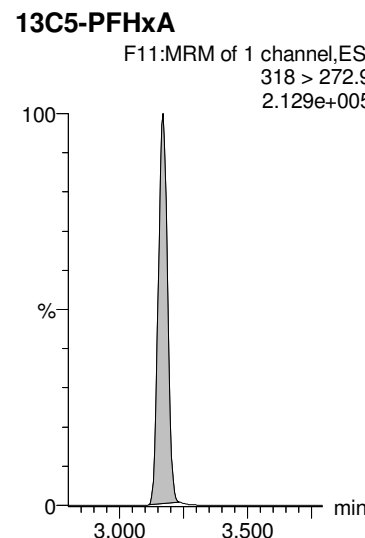
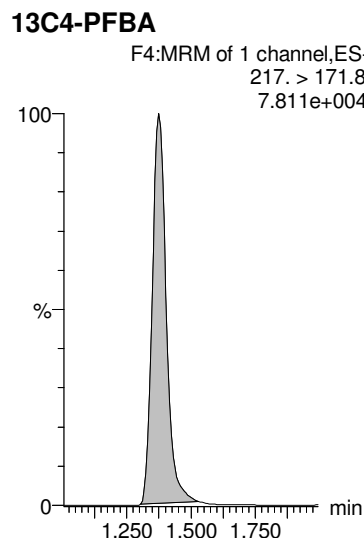
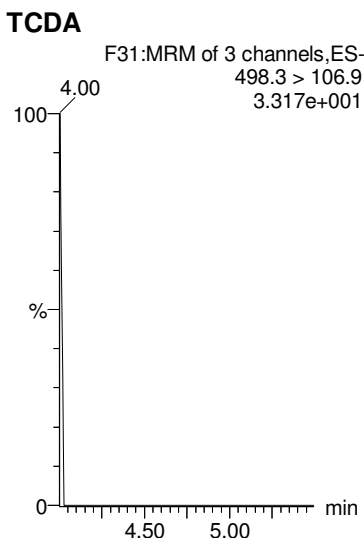
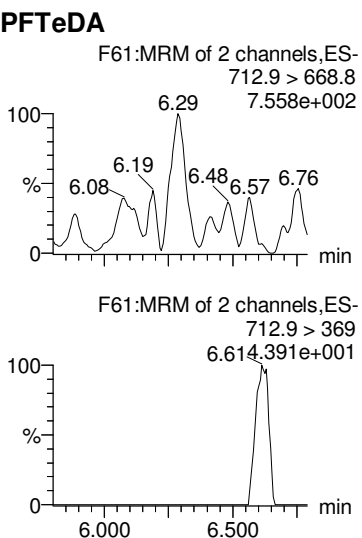


Dataset: Z:\Projects\PFAS.PRO\Results\180525M1\180525M1-18.qld

MM 6/5/2018

Last Altered: Tuesday, June 05, 2018 10:50:47 Pacific Daylight Time
Printed: Tuesday, June 05, 2018 10:51:26 Pacific Daylight Time

Name: 180525M1_18, Date: 25-May-2018, Time: 17:55:44, ID: B8E0038-BLK1 Method Blank 0.25, Description: Method Blank



Dataset: Z:\Projects\PFAS.PRO\Results\180525M1\180525M1-18.qld

MM 6/5/2018

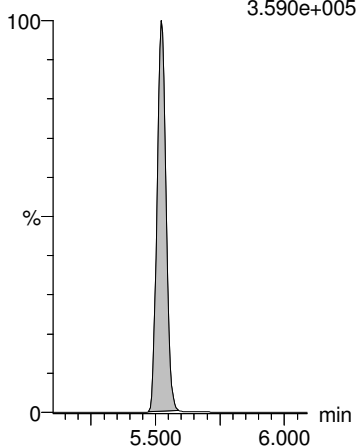
Last Altered: Tuesday, June 05, 2018 10:50:47 Pacific Daylight Time

Printed: Tuesday, June 05, 2018 10:51:26 Pacific Daylight Time

Name: 180525M1_18, Date: 25-May-2018, Time: 17:55:44, ID: B8E0038-BLK1 Method Blank 0.25, Description: Method Blank

13C7-PFUdA

F49:MRM of 1 channel,ES-
570.1 > 524.8
3.590e+005



Dataset: Z:\Projects\PFAS.PRO\Results\180525M1\180525M1-15.qld

MM 6/5/2018

Last Altered: Tuesday, June 05, 2018 10:17:32 Pacific Daylight Time

Printed: Tuesday, June 05, 2018 10:18:52 Pacific Daylight Time

Method: Z:\Projects\PFAS.PRO\MethDB\PFAS_FULL_80C_052518.mdb 26 May 2018 14:09:10

Calibration: Z:\Projects\PFAS.PRO\CurveDB\C18_VAL-PFAS_Q4_05-25-18.cdb 26 May 2018 15:24:47

Name: 180525M1_15, Date: 25-May-2018, Time: 17:21:34, ID: B8E0038-BS1 OPR 0.25, Description: OPR

	# Name	Trace	Area	IS Area	wt/vol RRF M...	Pred.RT	RT	Response	Conc.	%Rec	Ion Ratio	Ratio Out?
1	1 PFBA	213.0 > 168.8	4006.0	4849.0	0.250	1.39	1.39	10.327	38.302	95.8		
2	2 PFPeA	263.1 > 218.9	5659.3	7263.0	0.250	2.37	2.37	9.740	39.191	98.0		
3	3 PFBS	299.0 > 79.7	1553.8	1028.6	0.250	2.66	2.66	18.882	39.139	97.8	2.579	NO
4	5 PFHxA	313.2 > 268.9	7786.1	2602.5	0.250	3.17	3.17	14.959	41.146	102.9	243.118	NO
5	7 PFHpA	363.0 > 318.9	6942.2	8062.4	0.250	3.82	3.82	10.763	36.457	91.1	26.123	NO
6	8 L-PFHxS	398.9 > 79.6	1123.3	873.5	0.250	4.02	3.97	16.074	37.943	94.9	1.475	NO
7	10 6:2 FTS	427.1 > 407	2015.2	2315.1	0.250	4.30	4.30	10.881	43.022	107.6	2.681	NO
8	11 L-PFOA	413 > 368.7	9034.0	10191.9	0.250	4.40	4.36	11.080	44.459	111.1	4.940	NO
9	13 PFHpS	449 > 80.0	1624.9	10191.9	0.250	4.46	4.47	1.993	49.501	123.8	1.956	NO
10	14 PFNA	463.0 > 418.8	9583.5	8852.9	0.250	4.81	4.81	13.532	44.608	111.5	5.208	NO
11	15 PFOSA	498.2 > 77.9	1065.9	1597.7	0.250	4.87	4.87	8.340	37.304	93.3	26.096	NO
12	16 L-PFOS	499.1 > 79.9	1605.3	2215.9	0.250	4.92	4.89	9.056	41.037	102.6	2.041	NO
13	18 PFDA	513 > 468.8	9386.1	10802.8	0.250	5.19	5.19	10.861	42.829	107.1	6.227	NO

Dataset: Z:\Projects\PFAS.PRO\Results\180525M1\180525M1-15.qld

MM 6/5/2018

Last Altered: Tuesday, June 05, 2018 10:17:32 Pacific Daylight Time

Printed: Tuesday, June 05, 2018 10:19:02 Pacific Daylight Time

Method: Z:\Projects\PFAS.PRO\MethDB\PFAS_FULL_80C_052518.mdb 26 May 2018 14:09:10

Calibration: Z:\Projects\PFAS.PRO\CurveDB\C18_VAL-PFAS_Q4_05-25-18.cdb 26 May 2018 15:24:47

Name: 180525M1_15, Date: 25-May-2018, Time: 17:21:34, ID: B8E0038-BS1 OPR 0.25, Description: OPR

	# Name	Trace	Area	IS Area	wt/vol RRF M...	Pred.RT	RT	Response	Conc.	%Rec	Ion Ratio	Ratio Out?
1	19 8:2 FTS	527 > 506.9	2290.3	2397.9	0.250	5.16	5.16	11.939	35.725	89.3	2.780	NO
2	21 L-MeFOSAA	570.1 > 419	3422.2	2331.2	0.250	5.35	5.35	18.350	41.730	104.3	14.705	NO
3	23 L-EtFOSAA	584.2 > 419	2875.3	3088.3	0.250	5.51	5.51	11.638	46.820	117.1	15.032	YES
4	25 PFUdA	563.0 > 518.9	7953.7	11879.9	0.250	5.52	5.53	8.369	31.179	77.9	16.222	NO
5	26 PFDS	598.8 > 80	1502.2	11879.9	0.250	5.57	5.57	1.581	42.562	106.4	1.893	NO
6	27 PFDoA	612.9 > 569.0	11234.8	11226.1	0.250	5.81	5.81	12.510	41.800	104.5	8.950	NO
7	29 PFTrDA	662.9 > 618.9	11553.3	11226.1	0.250	6.06	6.07	12.864	40.074	100.2	36.254	NO
8	30 PFTeDA	712.9 > 668.8	10661.5	11514.9	0.250	6.29	6.29	11.574	37.547	93.9	12.202	NO

Dataset: Z:\Projects\PFAS.PRO\Results\180525M1\180525M1-15.qld

MM 6/5/2018

Last Altered: Tuesday, June 05, 2018 10:17:32 Pacific Daylight Time

Printed: Tuesday, June 05, 2018 10:19:13 Pacific Daylight Time

Method: Z:\Projects\PFAS.PRO\MethDB\PFAS_FULL_80C_052518.mdb 26 May 2018 14:09:10

Calibration: Z:\Projects\PFAS.PRO\CurveDB\C18_VAL-PFAS_Q4_05-25-18.cdb 26 May 2018 15:24:47

Name: 180525M1_15, Date: 25-May-2018, Time: 17:21:34, ID: B8E0038-BS1 OPR 0.25, Description: OPR

	# Name	Trace	Area	IS Area	wt/vol	RRF M...	Pred.RT	RT	Response	Conc.	%Rec	Ion Ratio	Ratio Out?
1	36	13C3-PFBA	216.1 > 171.8	4849.0	5924.9	0.250	0.874	1.38	1.39	10.230	46.806	93.6	
2	37	13C3-PFPeA	266. > 221.8	7263.0	10271.9	0.250	0.834	2.37	2.37	8.838	42.375	84.7	
3	38	13C3-PFBS	302. > 98.8	1028.6	10271.9	0.250	0.101	2.65	2.66	1.252	49.734	99.5	
4	40	13C2-PFHxA	315 > 269.8	2602.5	10271.9	0.250	0.731	3.17	3.17	3.167	17.327	86.6	
5	41	13C4-PFHpA	367.2 > 321.8	8062.4	10271.9	0.250	0.820	3.81	3.82	9.811	47.870	95.7	
6	42	18O2-PFHxS	403.0 > 102.6	873.5	2308.5	0.250	0.429	3.97	3.97	4.730	44.073	88.1	
7	43	13C2-6:2 FTS	429.1 > 408.9	2315.1	11534.2	0.250	0.235	4.30	4.30	2.509	42.688	85.4	
8	44	13C2-PFOA	414.9 > 369.7	10191.9	11534.2	0.250	1.222	4.35	4.36	11.045	36.143	72.3	
9	45	13C5-PFNA	468.2 > 422.9	8852.9	13165.1	0.250	0.950	4.81	4.81	8.406	35.387	70.8	
10	46	13C8-PFOSA	506.1 > 77.7	1597.7	19013.5	0.250	0.190	4.87	4.87	1.050	22.142	44.3	
11	47	13C8-PFOS	507.0 > 79.9	2215.9	2465.1	0.250	1.018	4.89	4.89	11.236	44.166	88.3	
12	48	13C2-PFDA	515.1 > 469.9	10802.8	15525.9	0.250	1.175	5.19	5.19	8.697	29.598	59.2	
13	49	13C2-8:2 FTS	529.1 > 508.7	2397.9	10271.9	0.250	0.245	5.16	5.16	2.918	47.574	95.1	
14	50	d3-N-MeFOSAA	573.3 > 419	2331.2	19013.5	0.250	0.202	5.34	5.34	1.533	30.415	60.8	
15	51	d5-N-EtFOSAA	589.3 > 419	3088.3	19013.5	0.250	0.242	5.50	5.50	2.030	33.517	67.0	
16	52	13C2-PFUdA	565 > 519.8	11879.9	19013.5	0.250	1.062	5.52	5.53	7.810	29.428	58.9	
17	53	13C2-PFDoA	615.0 > 569.7	11226.1	15525.9	0.250	1.048	5.81	5.81	9.038	34.512	69.0	
18	55	13C2-PFTeDA	714.8 > 669.6	11514.9	19013.5	0.250	0.871	6.29	6.29	7.570	34.763	69.5	
19	60	13C4-PFBA	217. > 171.8	5924.9	5924.9	0.250	1.000	1.38	1.39	12.500	50.000	100.0	
20	61	13C5-PFHxA	318 > 272.9	10271.9	10271.9	0.250	1.000	3.17	3.17	12.500	50.000	100.0	
21	62	13C3-PFHxS	401.9 > 79.9	2308.5	2308.5	0.250	1.000	3.97	3.97	12.500	50.000	100.0	
22	63	13C8-PFOA	421.3 > 376	11534.2	11534.2	0.250	1.000	4.35	4.36	12.500	50.000	100.0	
23	64	13C9-PFNA	472.2 > 426.9	13165.1	13165.1	0.250	1.000	4.80	4.81	12.500	50.000	100.0	
24	65	13C4-PFOS	503 > 79.9	2465.1	2465.1	0.250	1.000	4.89	4.89	12.500	50.000	100.0	
25	66	13C6-PFDA	519.1 > 473.7	15525.9	15525.9	0.250	1.000	5.19	5.19	12.500	50.000	100.0	
26	67	13C7-PFUdA	570.1 > 524.8	19013.5	19013.5	0.250	1.000	5.52	5.52	12.500	50.000	100.0	
27	68	Total PFHxS	398.9 > 79.6	1123.3	873.5	0.250		4.05		16.074	37.943		
28	69	Total PFOA	413 > 368.7	9034.0	10191.9	0.250		4.30		11.080	44.459		
29	70	Total PFOS	499.1 > 79.9	1605.3	2215.9	0.250		4.90		9.056	41.037		
30	71	Total N-MeFOSAA	570.1 > 419	3422.2	2331.2	0.250		5.55		18.350	41.730		
31	72	Total N-EtFOSAA	584.2 > 419	2875.3	3088.3	0.250		5.70		11.638	46.820		

Dataset: Z:\Projects\PFAS.PRO\Results\180525M1\180525M1-15.qld

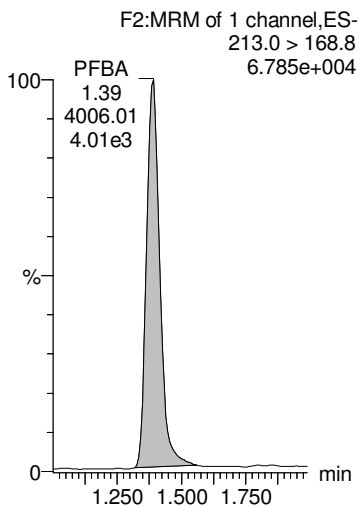
MM 6/5/2018

Last Altered: Tuesday, June 05, 2018 10:17:32 Pacific Daylight Time
Printed: Tuesday, June 05, 2018 10:19:13 Pacific Daylight Time

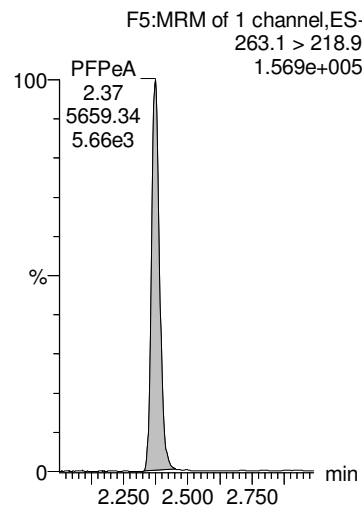
Method: Z:\Projects\PFAS.PRO\MethDB\PFAS_FULL_80C_052518.mdb 26 May 2018 14:09:10
Calibration: Z:\Projects\PFAS.PRO\CurveDB\C18_VAL-PFAS_Q4_05-25-18.cdb 26 May 2018 15:24:47

Name: 180525M1_15, Date: 25-May-2018, Time: 17:21:34, ID: B8E0038-BS1 OPR 0.25, Description: OPR

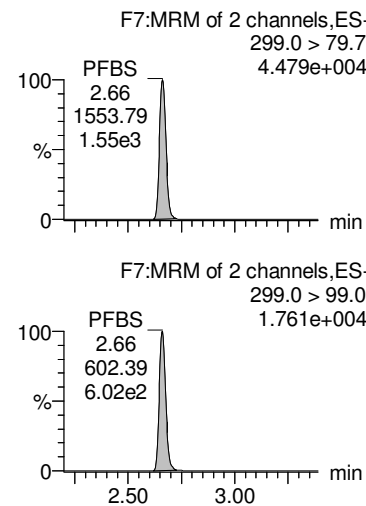
PFBA



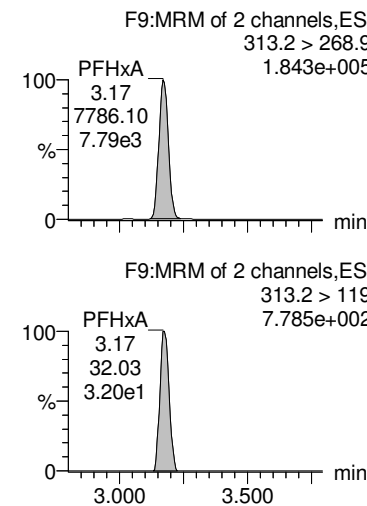
PFPeA



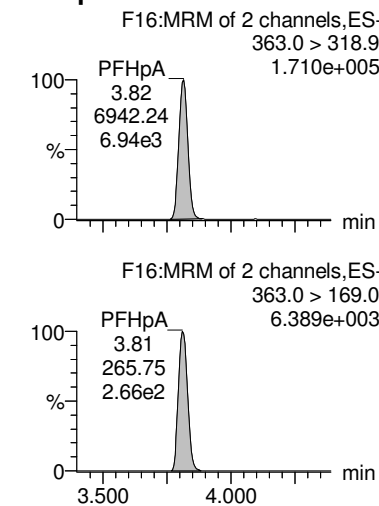
PFBS



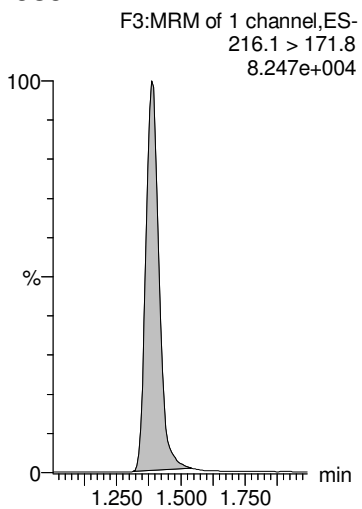
PFHxA



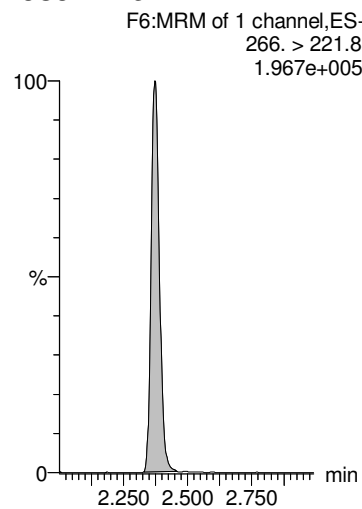
PFHpA



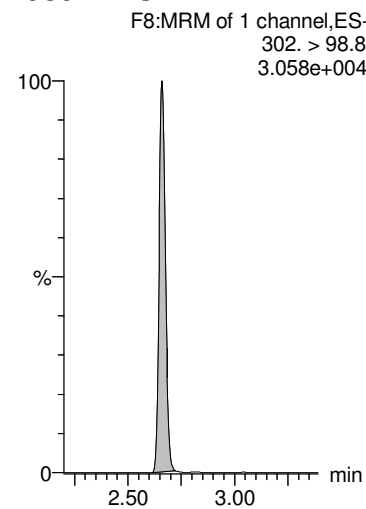
13C3-PFBA



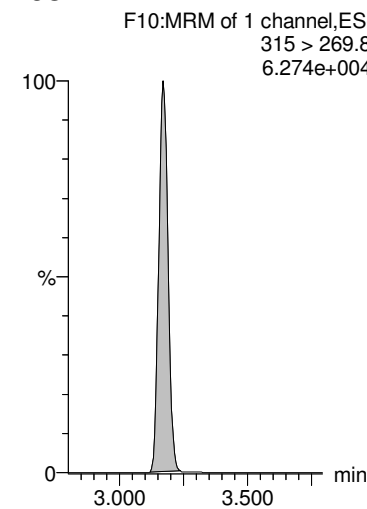
13C3-PFPeA



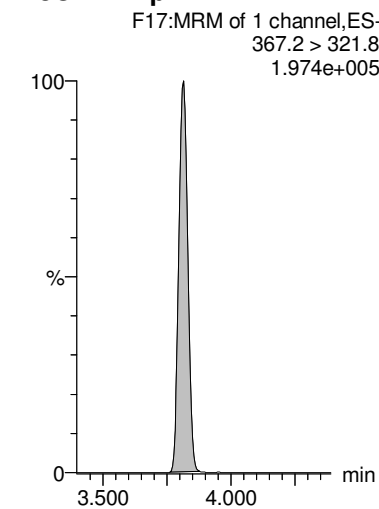
13C3-PFBS



13C2-PFHxA



13C4-PFHpA

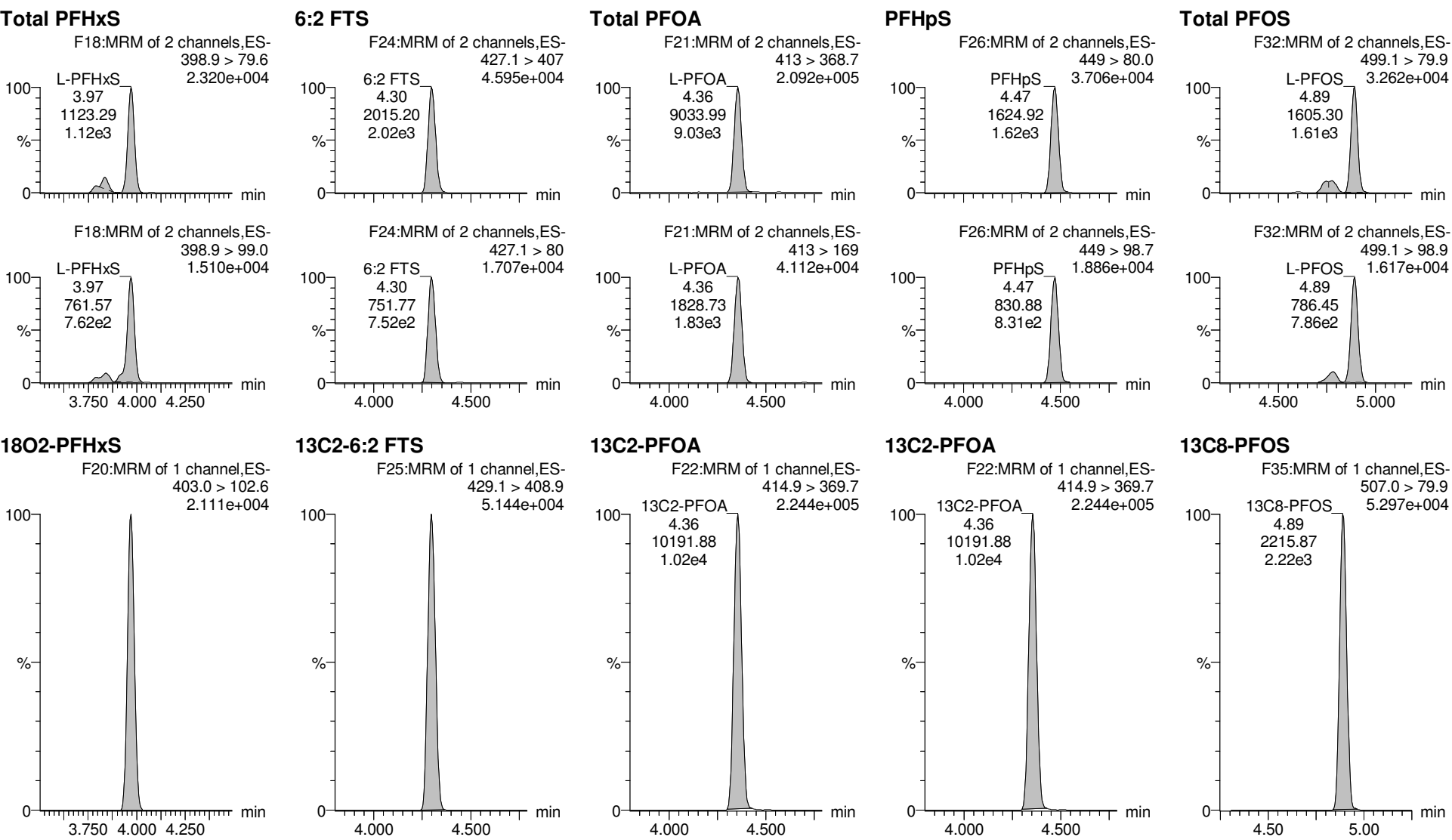


Dataset: Z:\Projects\PFAS.PRO\Results\180525M1\180525M1-15.qld

MM 6/5/2018

Last Altered: Tuesday, June 05, 2018 10:17:32 Pacific Daylight Time
 Printed: Tuesday, June 05, 2018 10:19:13 Pacific Daylight Time

Name: 180525M1_15, Date: 25-May-2018, Time: 17:21:34, ID: B8E0038-BS1 OPR 0.25, Description: OPR



Dataset: Z:\Projects\PFAS.PRO\Results\180525M1\180525M1-15.qld

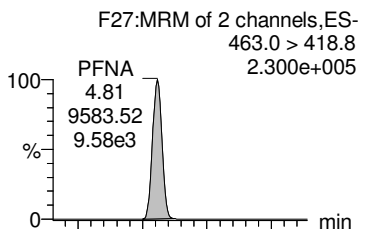
MM 6/5/2018

Last Altered: Tuesday, June 05, 2018 10:17:32 Pacific Daylight Time

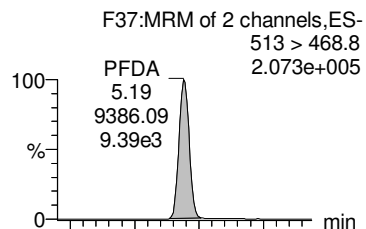
Printed: Tuesday, June 05, 2018 10:19:13 Pacific Daylight Time

Name: 180525M1_15, Date: 25-May-2018, Time: 17:21:34, ID: B8E0038-BS1 OPR 0.25, Description: OPR

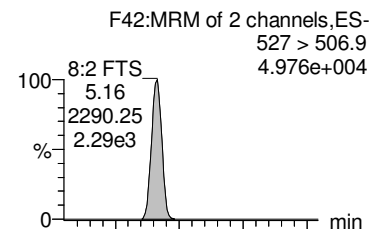
PFNA



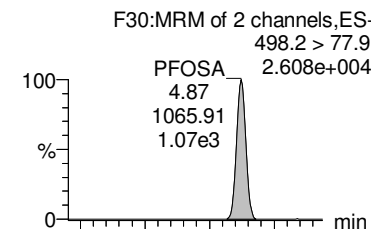
PFDA



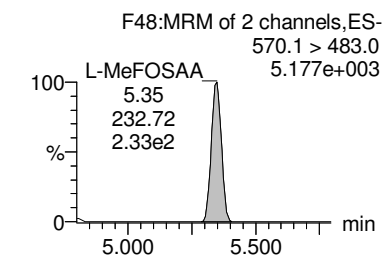
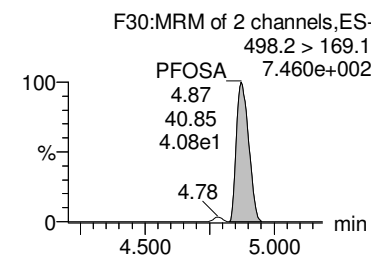
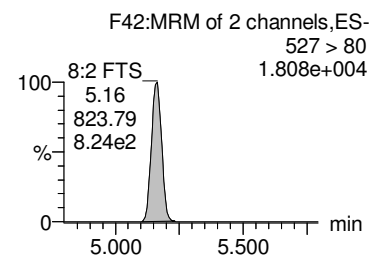
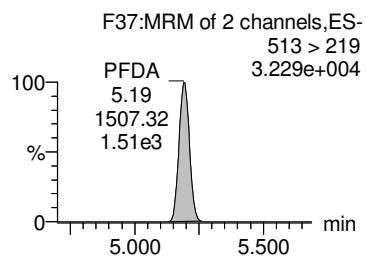
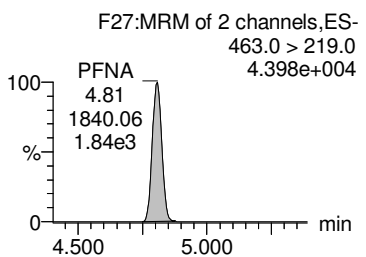
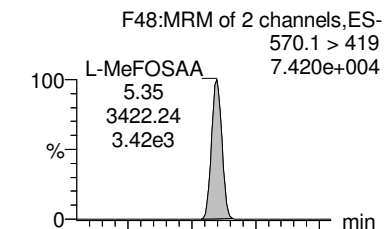
8:2 FTS



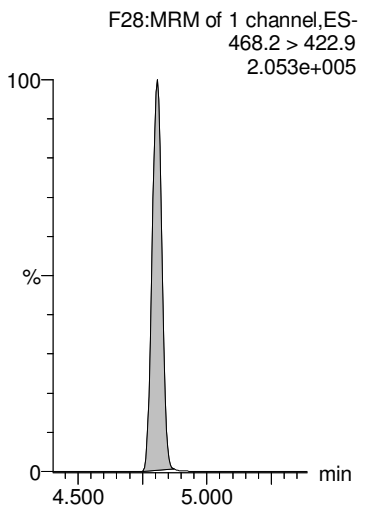
PFOSA



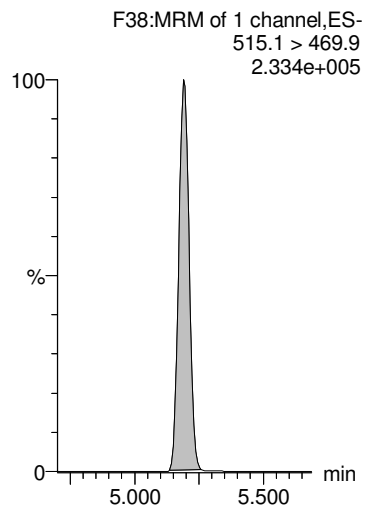
Total N-MeFOSAA



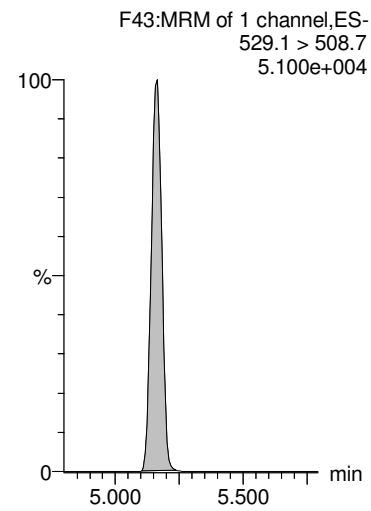
13C5-PFNA



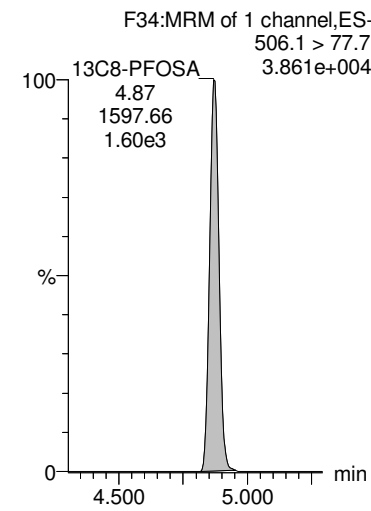
13C2-PFDA



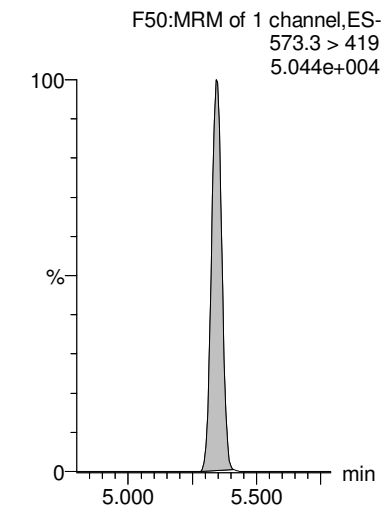
13C2-8:2 FTS



13C8-PFOSA



d3-N-MeFOSAA



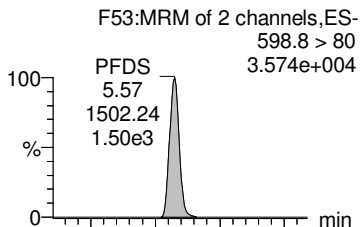
Dataset: Z:\Projects\PFAS.PRO\Results\180525M1\180525M1-15.qld

MM 6/5/2018

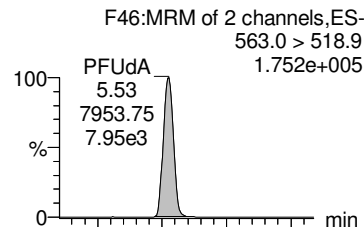
Last Altered: Tuesday, June 05, 2018 10:17:32 Pacific Daylight Time
 Printed: Tuesday, June 05, 2018 10:19:13 Pacific Daylight Time

Name: 180525M1_15, Date: 25-May-2018, Time: 17:21:34, ID: B8E0038-BS1 OPR 0.25, Description: OPR

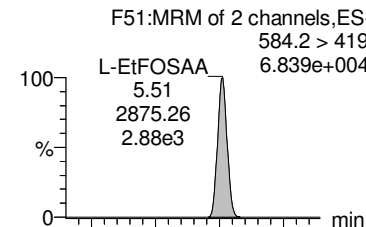
PFDS



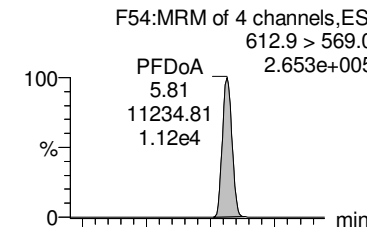
PFUdA



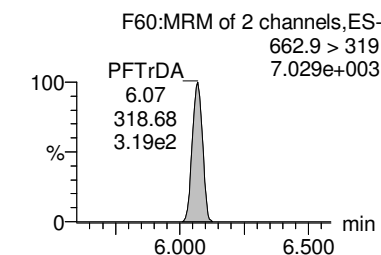
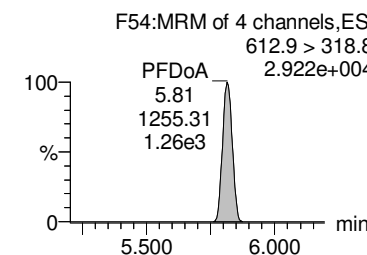
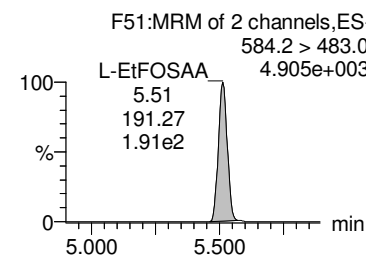
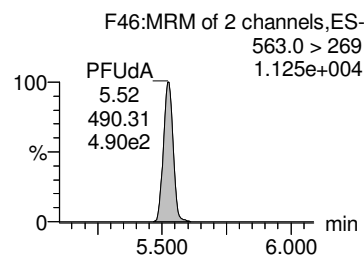
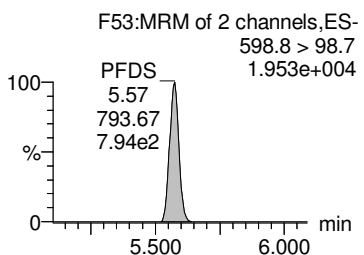
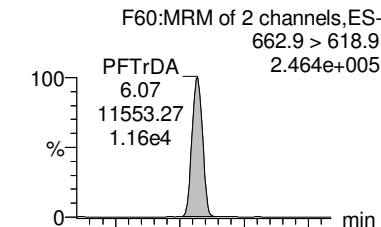
Total N-EtFOSAA



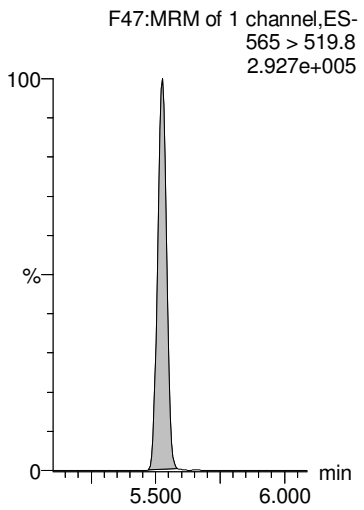
PFDaA



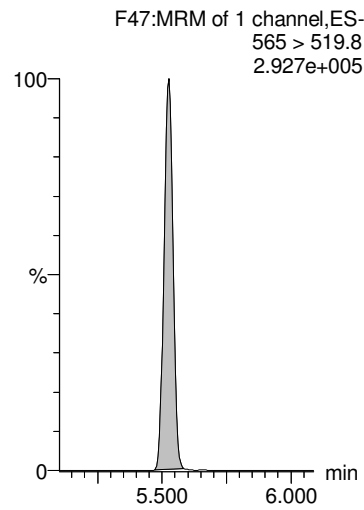
PFTTrDA



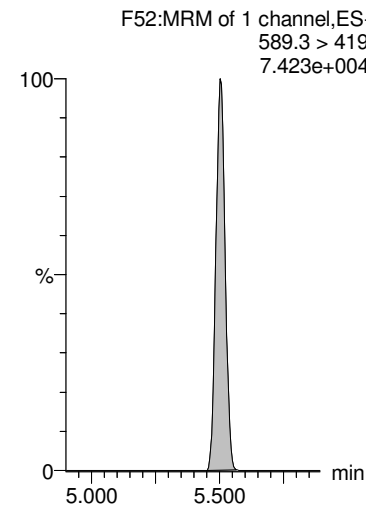
13C2-PFUdA



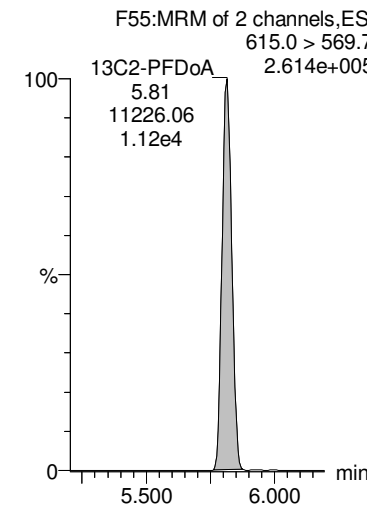
13C2-PFUdA



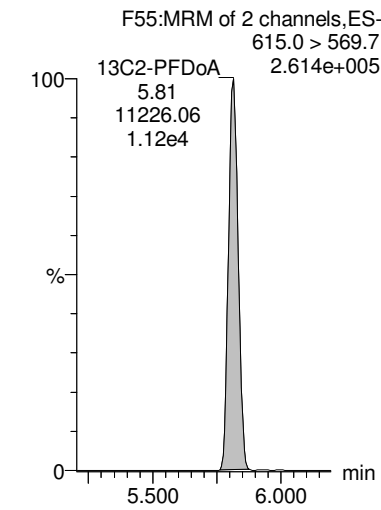
d5-N-EtFOSAA



13C2-PFDaA



13C2-PFDaA



Dataset: Z:\Projects\PFAS.PRO\Results\180525M1\180525M1-15.qld

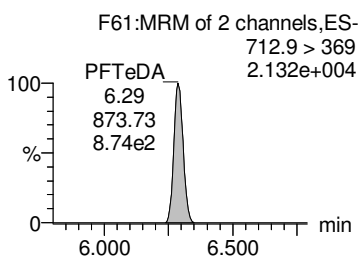
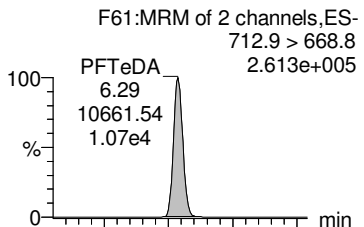
MM 6/5/2018

Last Altered: Tuesday, June 05, 2018 10:17:32 Pacific Daylight Time

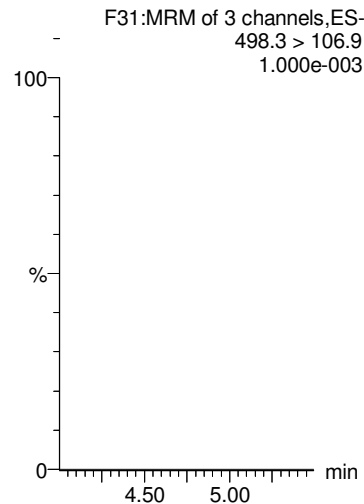
Printed: Tuesday, June 05, 2018 10:19:13 Pacific Daylight Time

Name: 180525M1_15, Date: 25-May-2018, Time: 17:21:34, ID: B8E0038-BS1 OPR 0.25, Description: OPR

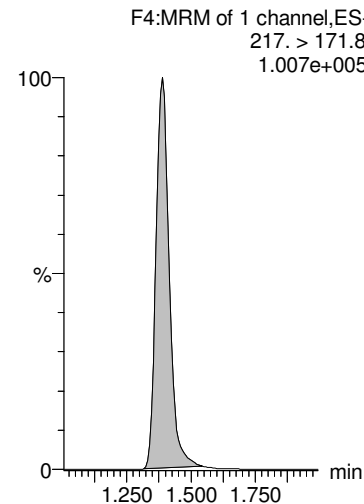
PFTeDA



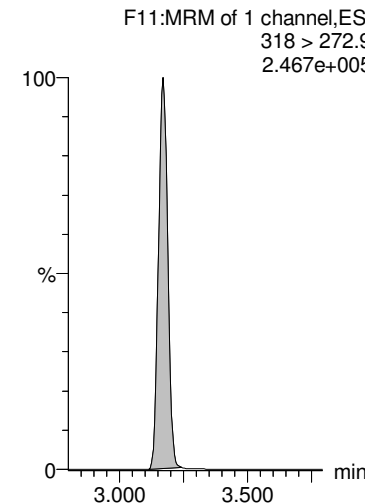
TCDA



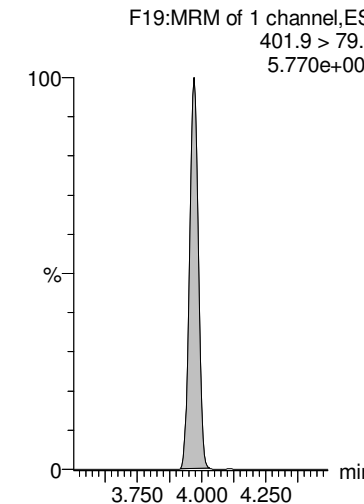
13C4-PFBA



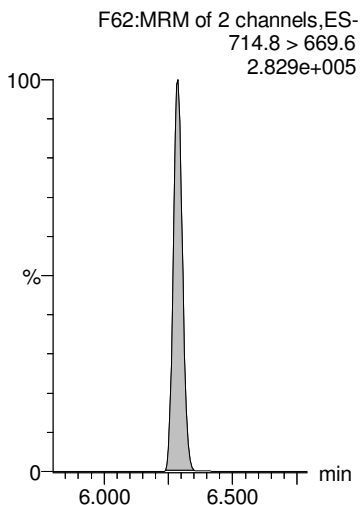
13C5-PFHxA



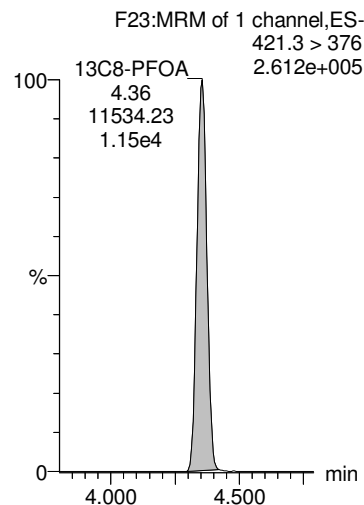
13C3-PFHxS



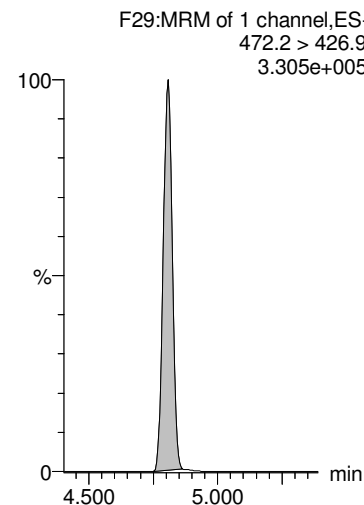
13C2-PFTeDA



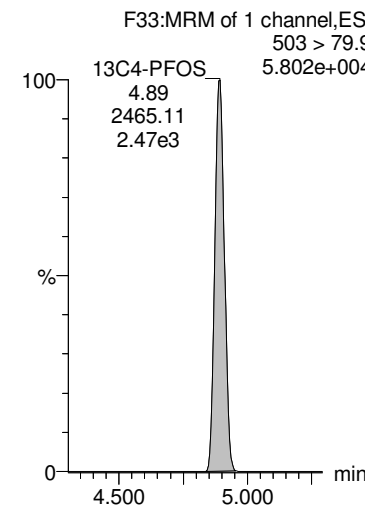
13C8-PFOA



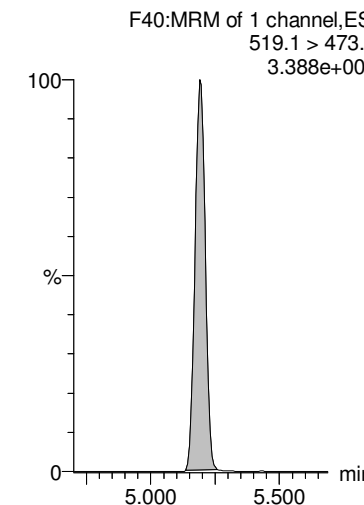
13C9-PFNA



13C4-PFOS



13C6-PFDA



Dataset: Z:\Projects\PFAS.PRO\Results\180525M1\180525M1-15.qld

MM 6/5/2018

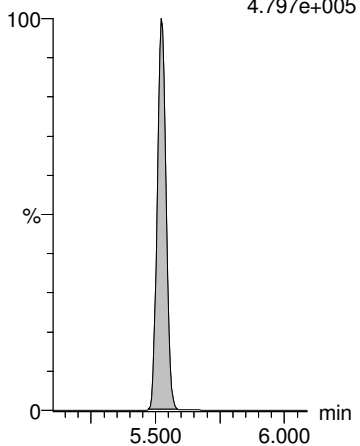
Last Altered: Tuesday, June 05, 2018 10:17:32 Pacific Daylight Time

Printed: Tuesday, June 05, 2018 10:19:13 Pacific Daylight Time

Name: 180525M1_15, Date: 25-May-2018, Time: 17:21:34, ID: B8E0038-BS1 OPR 0.25, Description: OPR

13C7-PFUdA

F49:MRM of 1 channel,ES-
570.1 > 524.8
4.797e+005



Dataset: Z:\Projects\PFAS.PRO\Results\180525M1\180525M1-19.qld

MM 6/5/2018

Last Altered: Tuesday, June 05, 2018 11:42:38 Pacific Daylight Time

Printed: Tuesday, June 05, 2018 11:43:20 Pacific Daylight Time

Method: Z:\Projects\PFAS.PRO\MethDB\PFAS_FULL_80C_052518.mdb 26 May 2018 14:09:10

Calibration: Z:\Projects\PFAS.PRO\CurveDB\C18_VAL-PFAS_Q4_05-25-18.cdb 26 May 2018 15:24:47

Name: 180525M1_19, Date: 25-May-2018, Time: 18:07:08, ID: 1800802-01 BP-TT-AOC22-MW10-20180424 0.25724, Description: BP-TT-AOC22-MW10-20180424

	# Name	Trace	Area	IS Area	wt/vol RRF M...	Pred.RT	RT	Response	Conc.	%Rec	Ion Ratio	Ratio Out?
1	1 PFBA	213.0 > 168.8	1029.8	5234.2	0.257	1.38	1.37	2.459	8.857			
2	2 PFPeA	263.1 > 218.9	1223.2	8253.7	0.257	2.37	2.37	1.853	7.147			
3	3 PFBS	299.0 > 79.7	58.5	1106.3	0.257	2.66	2.66	0.661	1.303		2.779	NO
4	5 PFHxA	313.2 > 268.9	1762.7	2836.3	0.257	3.17	3.17	3.107	8.159		402.357	NO
5	7 PFHpA	363.0 > 318.9	1755.2	9012.0	0.257	3.82	3.82	2.435	7.836		40.359	YES
6	8 L-PFHxS	398.9 > 79.6	90.5	931.8	0.257	4.02	3.97	1.214	2.796		2.184	YES
7	10 6:2 FTS	427.1 > 407	7.1	2576.4	0.257	4.30	4.30	0.034			3.200	NO
8	11 L-PFOA	413 > 368.7	5514.1	12866.3	0.257	4.40	4.36	5.357	20.841		4.748	NO
9	13 PFHpS	449 > 80.0		12866.3	0.257	4.46						
10	14 PFNA	463.0 > 418.8	763.3	11765.4	0.257	4.81	4.81	0.811	2.494		6.080	NO
11	15 PFOSA	498.2 > 77.9		1896.4	0.257	4.87						
12	16 L-PFOS	499.1 > 79.9	237.0	2477.7	0.257	4.92	4.90	1.196	5.234		2.478	YES
13	18 PFDA	513 > 468.8	75.4	10536.7	0.257	5.19	5.19	0.089	0.513		24.595	YES

Dataset: Z:\Projects\PFAS.PRO\Results\180525M1\180525M1-19.qld

MM 6/5/2018

Last Altered: Tuesday, June 05, 2018 11:42:38 Pacific Daylight Time

Printed: Tuesday, June 05, 2018 11:44:15 Pacific Daylight Time

Method: Z:\Projects\PFAS.PRO\MethDB\PFAS_FULL_80C_052518.mdb 26 May 2018 14:09:10

Calibration: Z:\Projects\PFAS.PRO\CurveDB\C18_VAL-PFAS_Q4_05-25-18.cdb 26 May 2018 15:24:47

Name: 180525M1_19, Date: 25-May-2018, Time: 18:07:08, ID: 1800802-01 BP-TT-AOC22-MW10-20180424 0.25724, Description: BP-TT-AOC22-MW10-20180424

	# Name	Trace	Area	IS Area	wt/vol RRF M...	Pred.RT	RT	Response	Conc.	%Rec	Ion Ratio	Ratio Out?
1	19	8:2 FTS	527 > 506.9	2193.4	0.257	5.16						
2	21	L-MeFOSAA	570.1 > 419	2749.2	0.257	5.35						
3	23	L-EtFOSAA	584.2 > 419	3288.4	0.257	5.51						
4	25	PFUdA	563.0 > 518.9	13475.6	0.257	5.52						
5	26	PFDS	598.8 > 80	13475.6	0.257	5.57						
6	27	PFDaA	612.9 > 569.0	13390.2	0.257	5.81						
7	29	PFTTrDA	662.9 > 618.9	13390.2	0.257	6.06						
8	30	PFTeDA	712.9 > 668.8	11628.3	0.257	6.29						

Dataset: Z:\Projects\PFAS.PRO\Results\180525M1\180525M1-19.qld

MM 6/5/2018

Last Altered: Tuesday, June 05, 2018 11:42:38 Pacific Daylight Time

Printed: Tuesday, June 05, 2018 11:44:24 Pacific Daylight Time

Method: Z:\Projects\PFAS.PRO\MethDB\PFAS_FULL_80C_052518.mdb 26 May 2018 14:09:10

Calibration: Z:\Projects\PFAS.PRO\CurveDB\C18_VAL-PFAS_Q4_05-25-18.cdb 26 May 2018 15:24:47

Name: 180525M1_19, Date: 25-May-2018, Time: 18:07:08, ID: 1800802-01 BP-TT-AOC22-MW10-20180424 0.25724, Description: BP-TT-AOC22-MW10-20180424

	# Name	Trace	Area	IS Area	wt/vol	RRF M...	Pred.RT	RT	Response	Conc.	%Rec	Ion Ratio	Ratio Out?
1	36	13C3-PFBA	216.1 > 171.8	5234.2	6559.7	0.257	0.874	1.38	1.37	9.974	44.351	91.3	
2	37	13C3-PFPeA	266. > 221.8	8253.7	10895.6	0.257	0.834	2.37	2.37	9.469	44.120	90.8	
3	38	13C3-PFBS	302. > 98.8	1106.3	10895.6	0.257	0.101	2.65	2.66	1.269	49.007	100.9	
4	40	13C2-PFHxA	315 > 269.8	2836.3	10895.6	0.257	0.731	3.17	3.17	3.254	17.302	89.0	
5	41	13C4-PFHpA	367.2 > 321.8	9012.0	10895.6	0.257	0.820	3.81	3.82	10.339	49.025	100.9	
6	42	18O2-PFHxS	403.0 > 102.6	931.8	2459.4	0.257	0.429	3.97	3.97	4.736	42.887	88.3	
7	43	13C2-6:2 FTS	429.1 > 408.9	2576.4	13013.4	0.257	0.235	4.30	4.30	2.475	40.920	84.2	
8	44	13C2-PFOA	414.9 > 369.7	12866.3	13013.4	0.257	1.222	4.35	4.36	12.359	39.303	80.9	
9	45	13C5-PFNA	468.2 > 422.9	11765.4	15875.0	0.257	0.950	4.81	4.81	9.264	37.903	78.0	
10	46	13C8-PFOSA	506.1 > 77.7	1896.4	20460.4	0.257	0.190	4.87	4.87	1.159	23.737	48.8	
11	47	13C8-PFOS	507.0 > 79.9	2477.7	2829.3	0.257	1.018	4.89	4.89	10.947	41.817	86.1	
12	48	13C2-PFDA	515.1 > 469.9	10536.7	15676.5	0.257	1.175	5.19	5.19	8.402	27.787	57.2	
13	49	13C2-8:2 FTS	529.1 > 508.7	2193.4	10895.6	0.257	0.245	5.16	5.16	2.516	39.871	82.1	
14	50	d3-N-MeFOSAA	573.3 > 419	2749.2	20460.4	0.257	0.202	5.34	5.34	1.680	32.394	66.7	
15	51	d5-N-EtFOSAA	589.3 > 419	3288.4	20460.4	0.257	0.242	5.50	5.50	2.009	32.231	66.3	
16	52	13C2-PFUdA	565 > 519.8	13475.6	20460.4	0.257	1.062	5.52	5.53	8.233	30.147	62.0	
17	53	13C2-PFDoA	615.0 > 569.7	13390.2	15676.5	0.257	1.048	5.81	5.81	10.677	39.622	81.5	
18	55	13C2-PFTeDA	714.8 > 669.6	11628.3	20460.4	0.257	0.871	6.29	6.29	7.104	31.705	65.2	
19	60	13C4-PFBA	217. > 171.8	6559.7	6559.7	0.257	1.000	1.38	1.37	12.500	48.593	100.0	
20	61	13C5-PFHxA	318 > 272.9	10895.6	10895.6	0.257	1.000	3.17	3.17	12.500	48.593	100.0	
21	62	13C3-PFHxS	401.9 > 79.9	2459.4	2459.4	0.257	1.000	3.97	3.97	12.500	48.593	100.0	
22	63	13C8-PFOA	421.3 > 376	13013.4	13013.4	0.257	1.000	4.35	4.36	12.500	48.593	100.0	
23	64	13C9-PFNA	472.2 > 426.9	15875.0	15875.0	0.257	1.000	4.80	4.81	12.500	48.593	100.0	
24	65	13C4-PFOS	503 > 79.9	2829.3	2829.3	0.257	1.000	4.89	4.89	12.500	48.593	100.0	
25	66	13C6-PFDA	519.1 > 473.7	15676.5	15676.5	0.257	1.000	5.19	5.19	12.500	48.593	100.0	
26	67	13C7-PFUdA	570.1 > 524.8	20460.4	20460.4	0.257	1.000	5.52	5.52	12.500	48.593	100.0	
27	68	Total PFHxS	398.9 > 79.6	90.5	931.8	0.257		4.05		1.214	2.796		
28	69	Total PFOA	413 > 368.7	5969.8	12866.3	0.257		4.30		5.800	22.548		
29	70	Total PFOS	499.1 > 79.9	237.0	2477.7	0.257		4.90		1.196	5.234		
30	71	Total N-MeFOSAA	570.1 > 419	0.0	2749.2	0.257		5.55		0.000			
31	72	Total N-EtFOSAA	584.2 > 419	0.0	3288.4	0.257		5.70		0.000			

Dataset: Z:\Projects\PFAS.PRO\Results\180525M1\180525M1-19.qld

MM 6/5/2018

Last Altered: Tuesday, June 05, 2018 11:42:38 Pacific Daylight Time

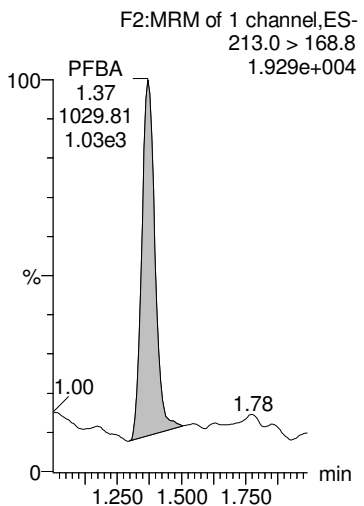
Printed: Tuesday, June 05, 2018 11:44:24 Pacific Daylight Time

Method: Z:\Projects\PFAS.PRO\MethDB\PFAS_FULL_80C_052518.mdb 26 May 2018 14:09:10

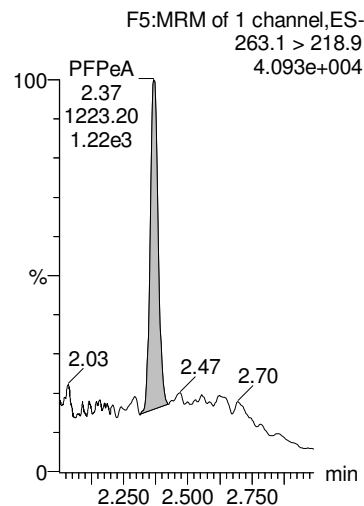
Calibration: Z:\Projects\PFAS.PRO\CurveDB\C18_VAL-PFAS_Q4_05-25-18.cdb 26 May 2018 15:24:47

Name: 180525M1_19, Date: 25-May-2018, Time: 18:07:08, ID: 1800802-01 BP-TT-AOC22-MW10-20180424 0.25724, Description: BP-TT-AOC22-MW10-20180424

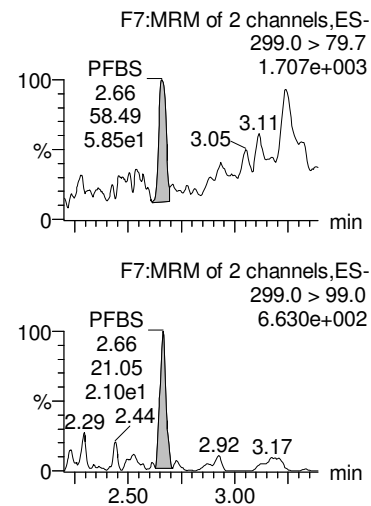
PFBA



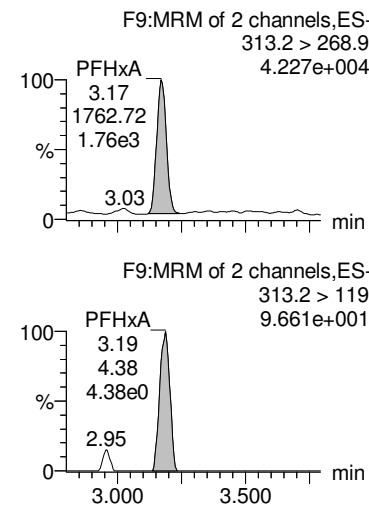
PFPeA



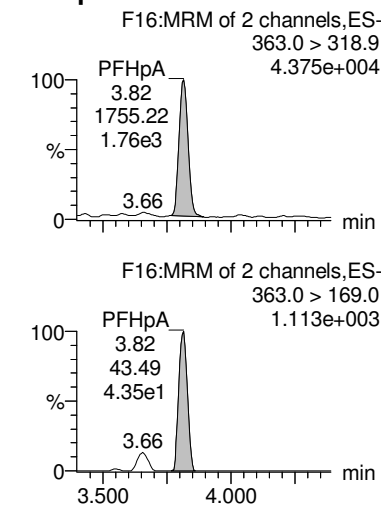
PFBS



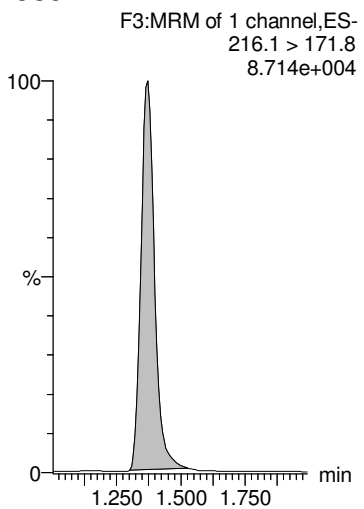
PFHxA



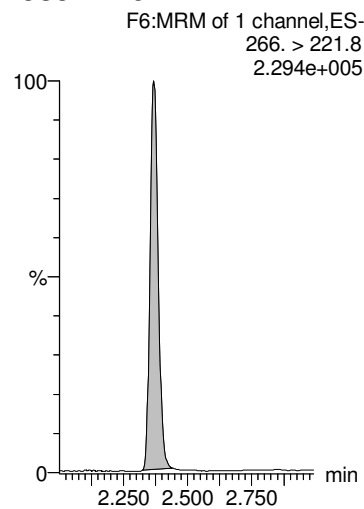
PFHpA



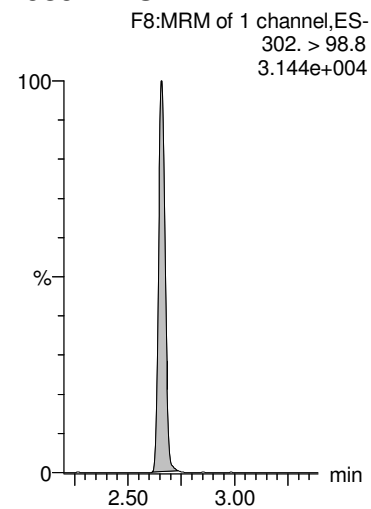
13C3-PFBA



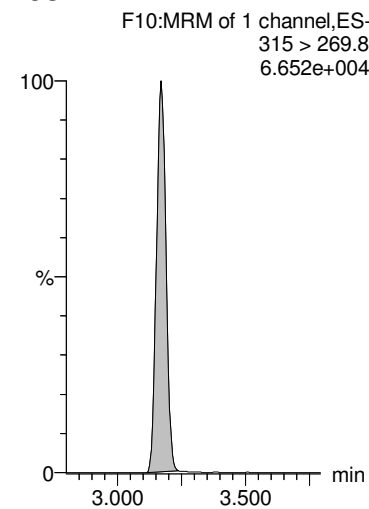
13C3-PFPeA



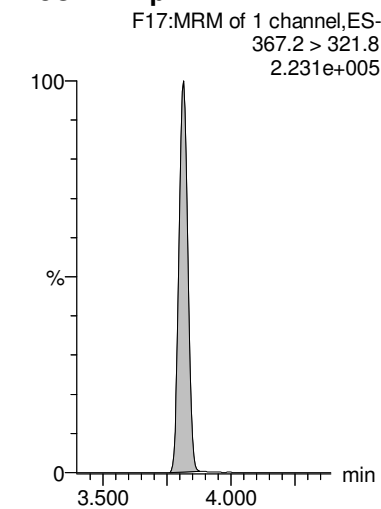
13C3-PFBS



13C2-PFHxA



13C4-PFHpA



Dataset: Z:\Projects\PFAS.PRO\Results\180525M1\180525M1-19.qld

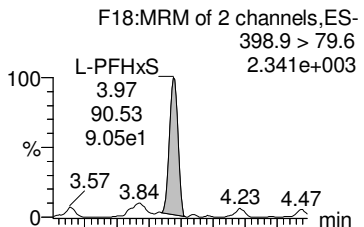
MM 6/5/2018

Last Altered: Tuesday, June 05, 2018 11:42:38 Pacific Daylight Time

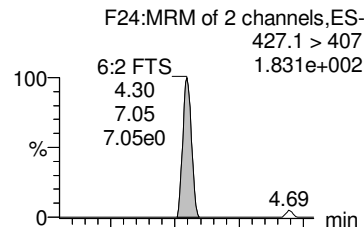
Printed: Tuesday, June 05, 2018 11:44:24 Pacific Daylight Time

Name: 180525M1_19, Date: 25-May-2018, Time: 18:07:08, ID: 1800802-01 BP-TT-AOC22-MW10-20180424 0.25724, Description: BP-TT-AOC22-MW10-20180424

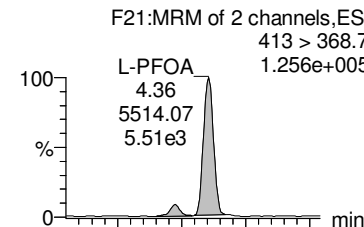
Total PFHxS



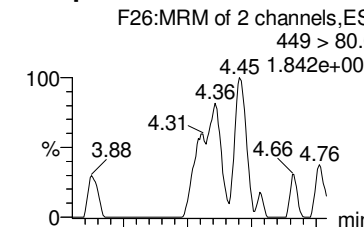
6:2 FTS



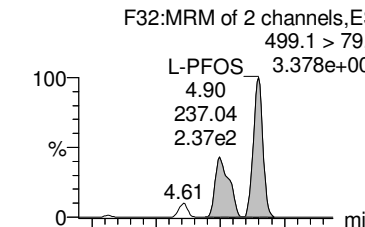
Total PFOA



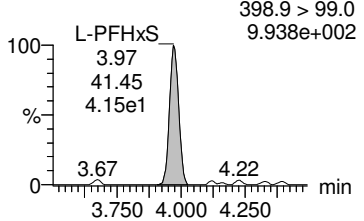
PFHps



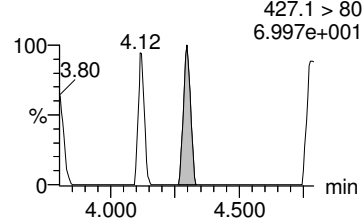
Total PFOS



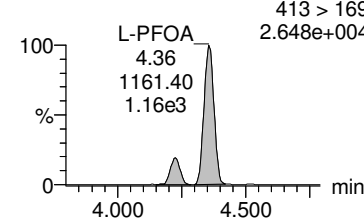
Total PFHxS



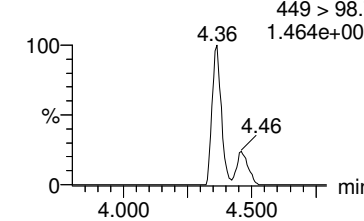
6:2 FTS



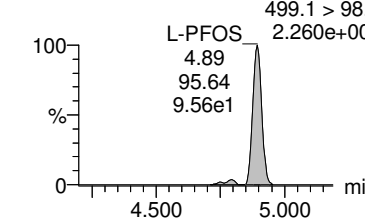
Total PFOA



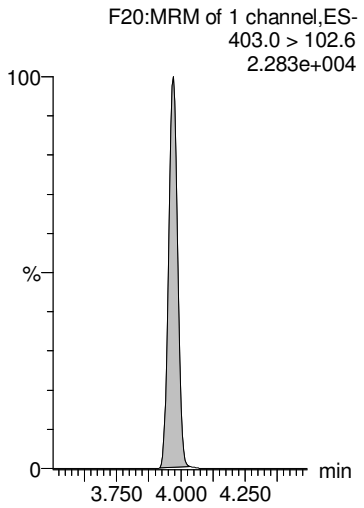
PFHps



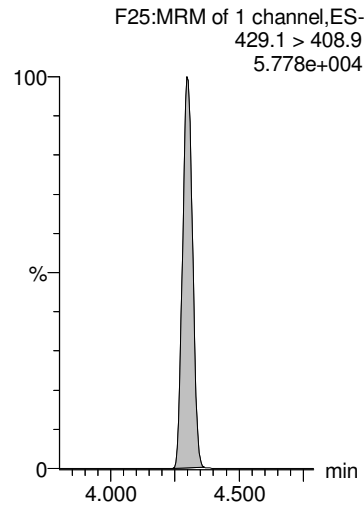
Total PFOS



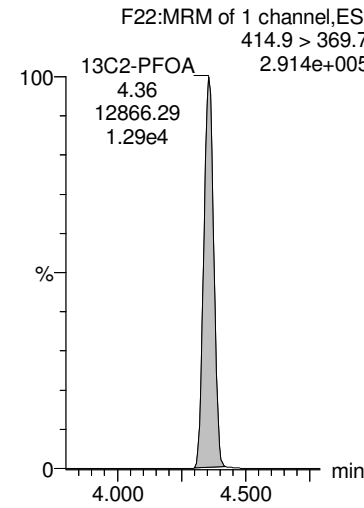
1802-PFHxS



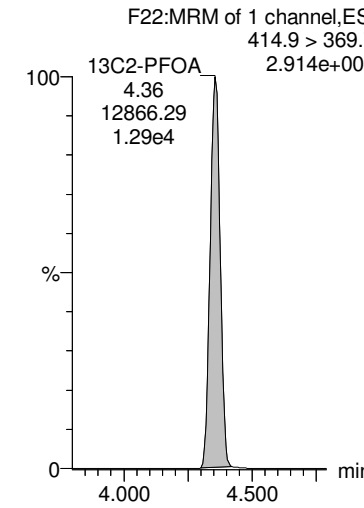
13C2-6:2 FTS



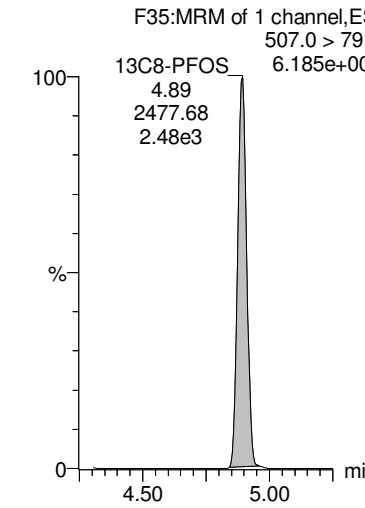
13C2-PFOA



13C2-PFOA



13C8-PFOS



Dataset: Z:\Projects\PFAS.PRO\Results\180525M1\180525M1-19.qld

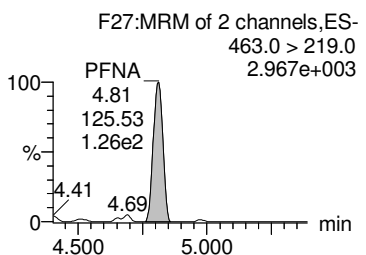
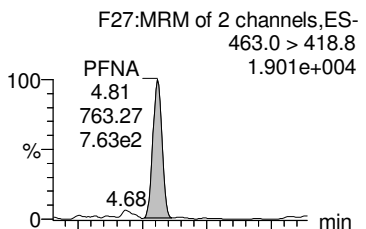
MM 6/5/2018

Last Altered: Tuesday, June 05, 2018 11:42:38 Pacific Daylight Time

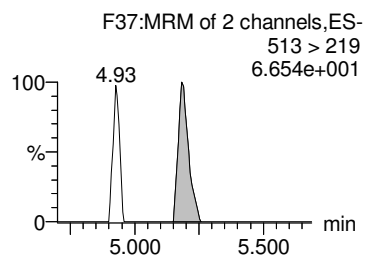
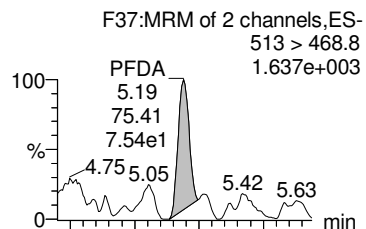
Printed: Tuesday, June 05, 2018 11:44:24 Pacific Daylight Time

Name: 180525M1_19, Date: 25-May-2018, Time: 18:07:08, ID: 1800802-01 BP-TT-AOC22-MW10-20180424 0.25724, Description: BP-TT-AOC22-MW10-20180424

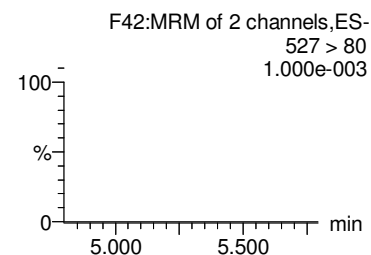
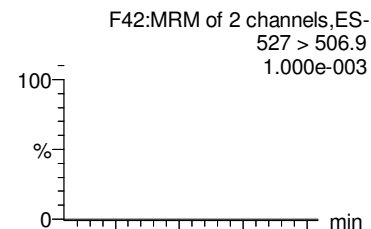
PFNA



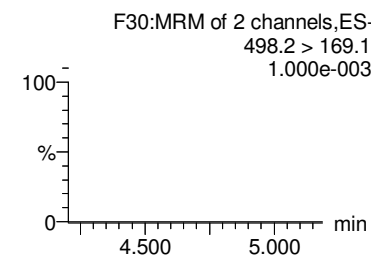

PFDA



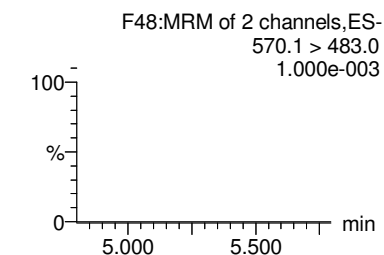
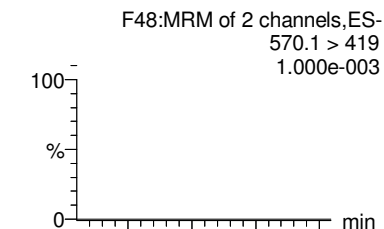
8:2 FTS



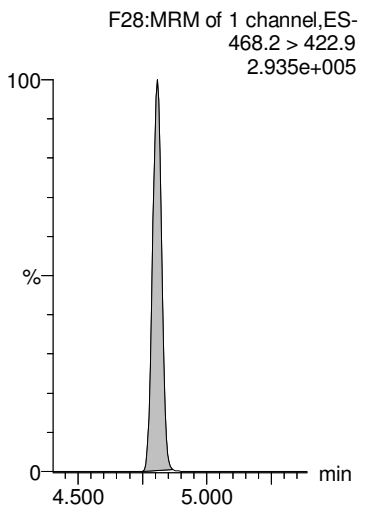
PFOSA



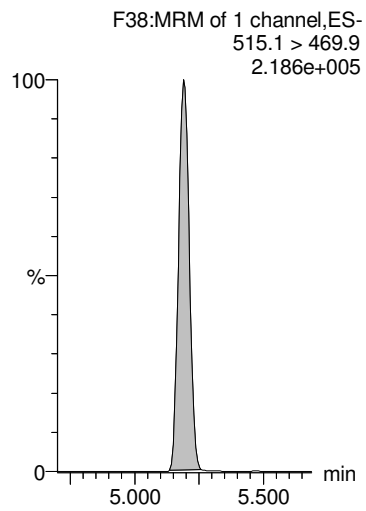
Total N-MeFOSAA



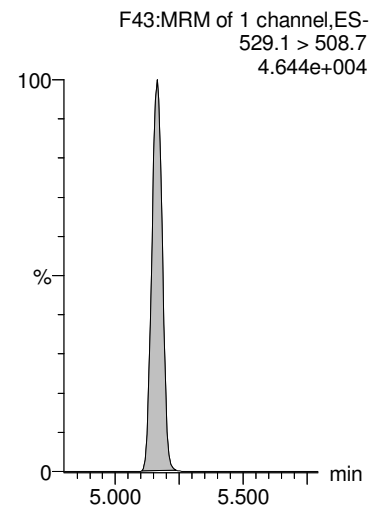
13C5-PFNA



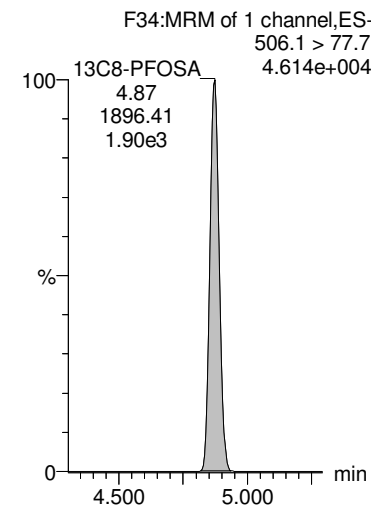
13C2-PFDA



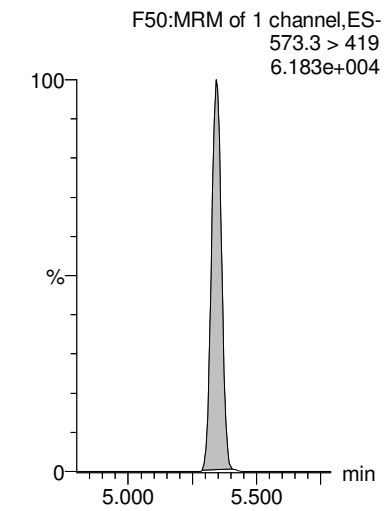
13C2-8:2 FTS



13C8-PFOSA



d3-N-MeFOSAA



Dataset: Z:\Projects\PFAS.PRO\Results\180525M1\180525M1-19.qld

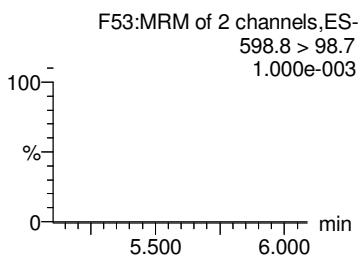
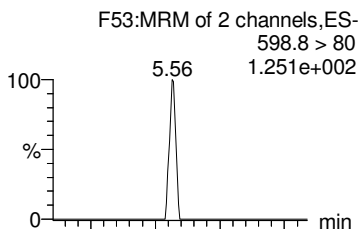
MM 6/5/2018

Last Altered: Tuesday, June 05, 2018 11:42:38 Pacific Daylight Time

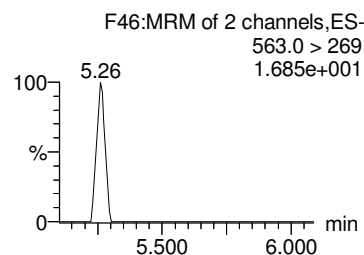
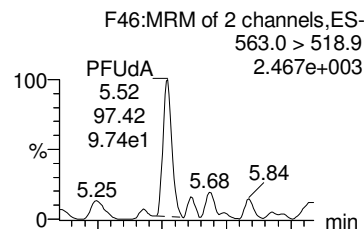
Printed: Tuesday, June 05, 2018 11:44:24 Pacific Daylight Time

Name: 180525M1_19, Date: 25-May-2018, Time: 18:07:08, ID: 1800802-01 BP-TT-AOC22-MW10-20180424 0.25724, Description: BP-TT-AOC22-MW10-20180424

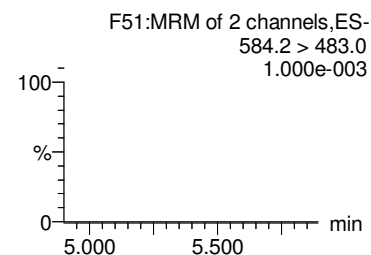
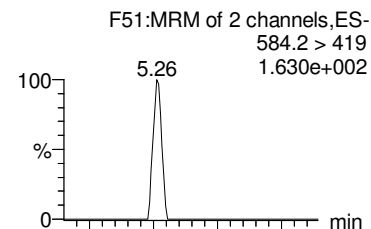
PFDS



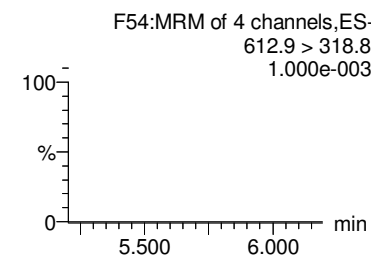
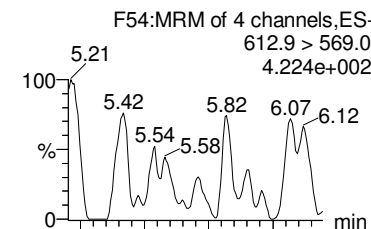
PFUdA



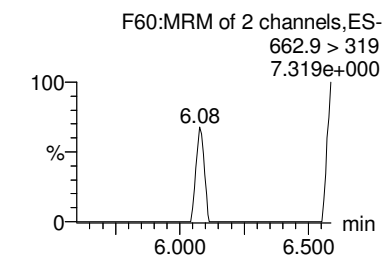
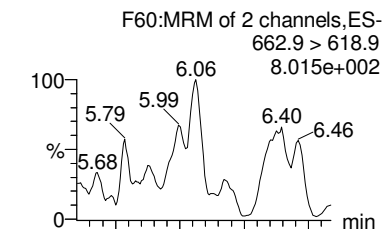
Total N-EtFOSAA



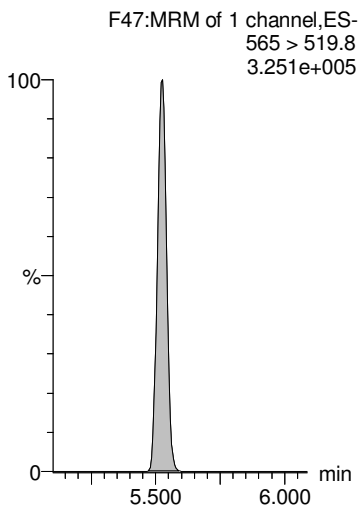
PFDaA



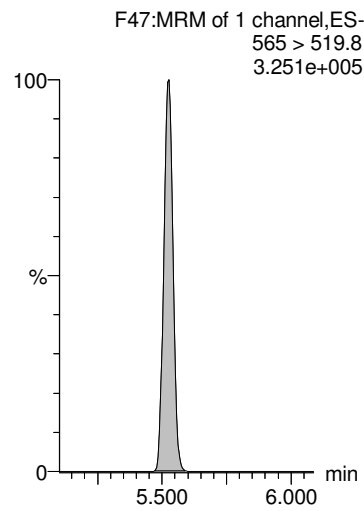
PFTrDA



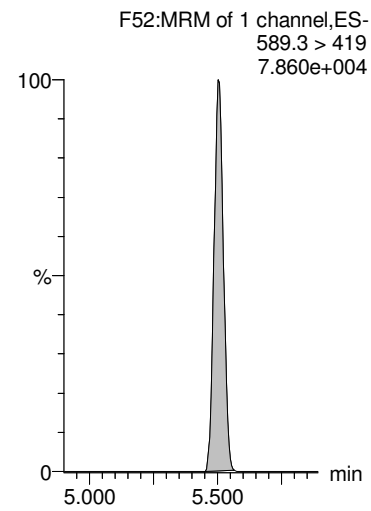
13C2-PFUdA



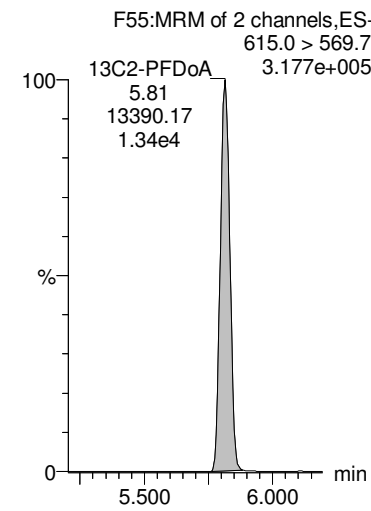
13C2-PFUdA



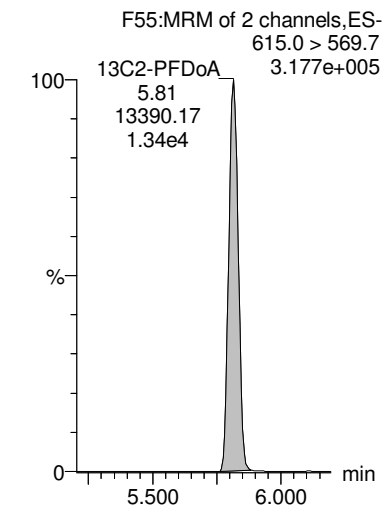
d5-N-EtFOSAA



13C2-PFDaA



13C2-PFDaA

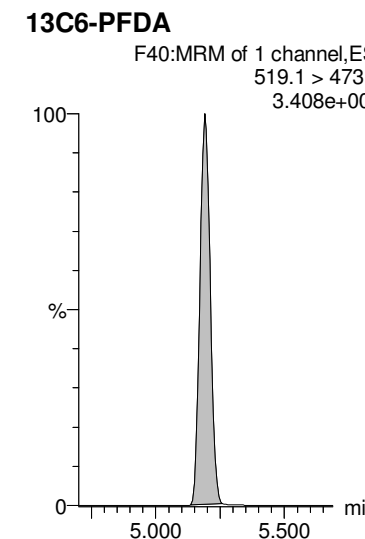
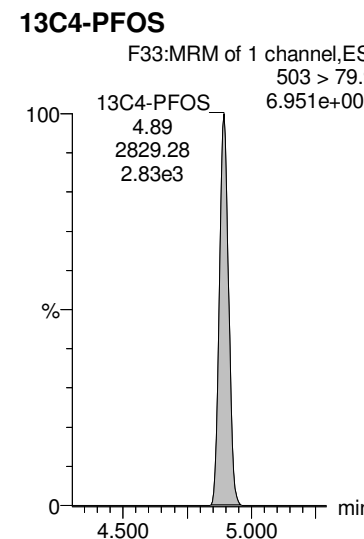
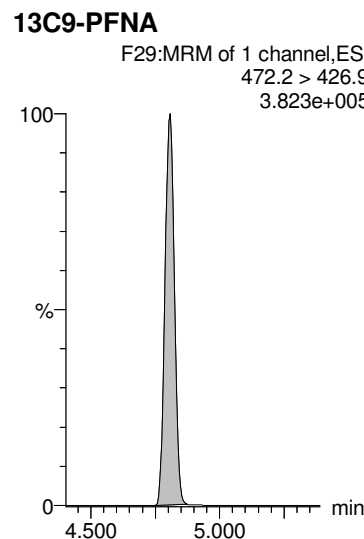
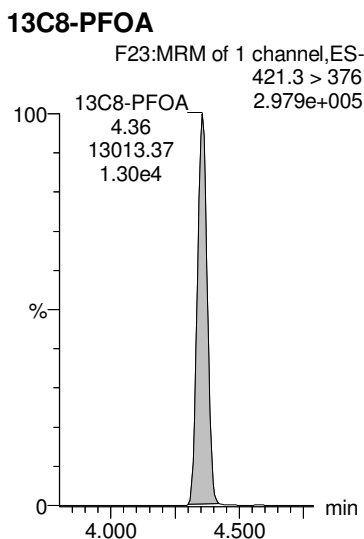
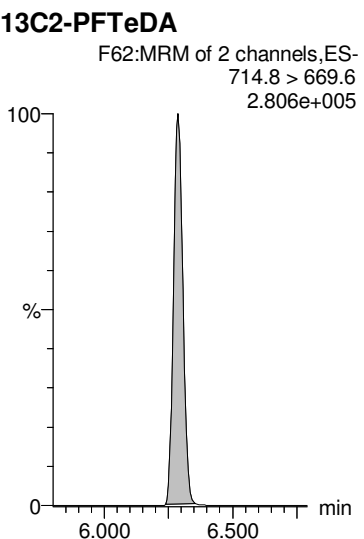
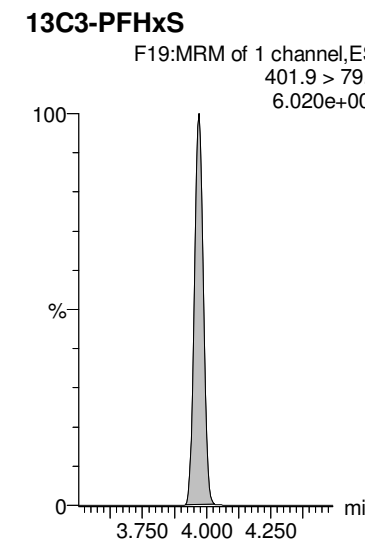
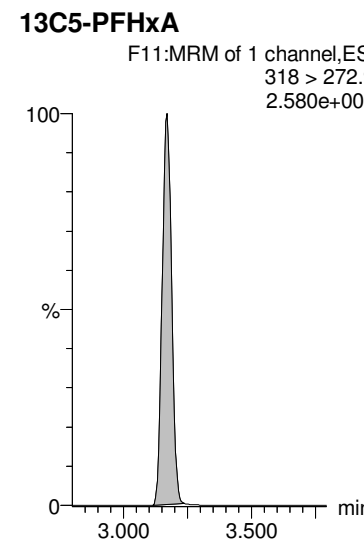
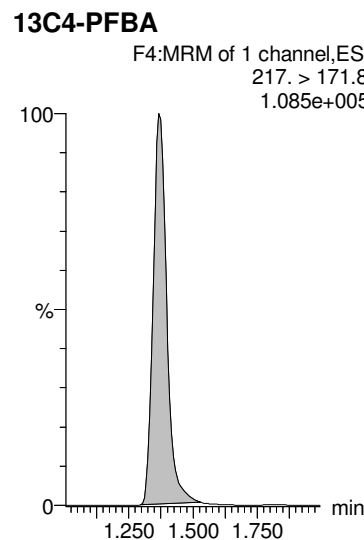
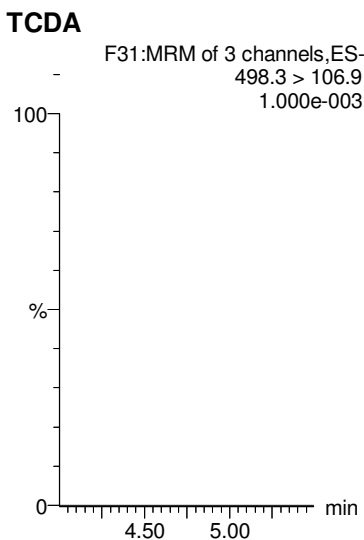
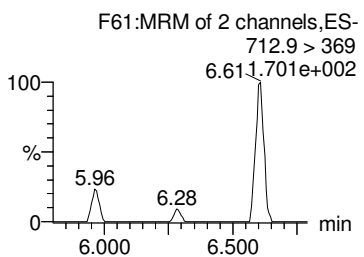
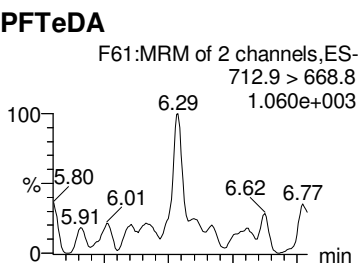


Dataset: Z:\Projects\PFAS.PRO\Results\180525M1\180525M1-19.qld

MM 6/5/2018

Last Altered: Tuesday, June 05, 2018 11:42:38 Pacific Daylight Time
 Printed: Tuesday, June 05, 2018 11:44:24 Pacific Daylight Time

Name: 180525M1_19, Date: 25-May-2018, Time: 18:07:08, ID: 1800802-01 BP-TT-AOC22-MW10-20180424 0.25724, Description: BP-TT-AOC22-MW10-20180424



Dataset: Z:\Projects\PFAS.PRO\Results\180525M1\180525M1-19.qld

MM 6/5/2018

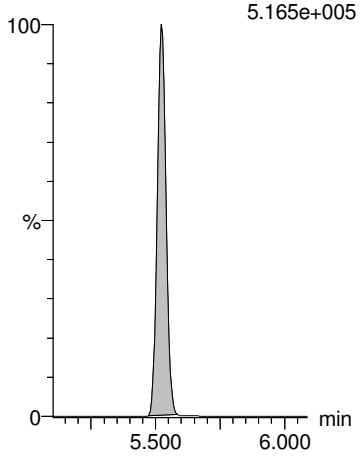
Last Altered: Tuesday, June 05, 2018 11:42:38 Pacific Daylight Time

Printed: Tuesday, June 05, 2018 11:44:24 Pacific Daylight Time

Name: 180525M1_19, Date: 25-May-2018, Time: 18:07:08, ID: 1800802-01 BP-TT-AOC22-MW10-20180424 0.25724, Description: BP-TT-AOC22-MW10-20180424

13C7-PFUdA

F49:MRM of 1 channel,ES-
570.1 > 524.8
5.165e+005



Dataset: Z:\Projects\PFAS.PRO\Results\180525M1\180525M1--20.qld

MM 6/5/2018

Last Altered: Tuesday, June 05, 2018 11:52:11 Pacific Daylight Time

Printed: Tuesday, June 05, 2018 11:52:42 Pacific Daylight Time

Method: Z:\Projects\PFAS.PRO\MethDB\PFAS_FULL_80C_052518.mdb 26 May 2018 14:09:10

Calibration: Z:\Projects\PFAS.PRO\CurveDB\C18_VAL-PFAS_Q4_05-25-18.cdb 26 May 2018 15:24:47

Name: 180525M1_20, Date: 25-May-2018, Time: 18:18:32, ID: 1800802-02 BP-HN-MW24S-20180424 0.25081, Description: BP-HN-MW24S-20180424

	# Name	Trace	Area	IS Area	wt/vol RRF M...	Pred.RT	RT	Response	Conc.	%Rec	Ion Ratio	Ratio Out?
1	1 PFBA	213.0 > 168.8	1865.5	4889.0	0.251	1.38	1.37	4.770	17.627			
2	2 PFPeA	263.1 > 218.9	3885.0	7332.0	0.251	2.37	2.37	6.623	26.525			
3	3 PFBS	299.0 > 79.7	82.2	1127.7	0.251	2.66	2.66	0.911	1.854		2.522	NO
4	5 PFHxA	313.2 > 268.9	4341.9	2633.4	0.251	3.17	3.17	8.244	22.520		239.886	NO
5	7 PFHpA	363.0 > 318.9	6488.1	8194.0	0.251	3.81	3.82	9.898	33.397		32.773	NO
6	8 L-PFHxS	398.9 > 79.6	54.0	881.9	0.251	4.02	3.97	0.765	1.811		1.412	NO
7	10 6:2 FTS	427.1 > 407	21.5	2598.2	0.251	4.30	4.30	0.104	0.218		8.287	YES
8	11 L-PFOA	413 > 368.7	23516.2	12414.7	0.251	4.40	4.36	23.678	95.145		5.431	NO
9	13 PFHpS	449 > 80.0		12414.7	0.251	4.46						
10	14 PFNA	463.0 > 418.8	11738.2	10994.9	0.251	4.81	4.81	13.345	43.849		5.657	NO
11	15 PFOSA	498.2 > 77.9		1504.8	0.251	4.87						
12	16 L-PFOS	499.1 > 79.9	494.0	2574.6	0.251	4.92	4.89	2.398	10.811		1.819	NO
13	18 PFDA	513 > 468.8	364.7	10933.6	0.251	5.19	5.20	0.417	1.803		5.216	NO

Dataset: Z:\Projects\PFAS.PRO\Results\180525M1\180525M1--20.qld

MM 6/5/2018

Last Altered: Tuesday, June 05, 2018 11:52:11 Pacific Daylight Time

Printed: Tuesday, June 05, 2018 11:52:54 Pacific Daylight Time

Method: Z:\Projects\PFAS.PRO\MethDB\PFAS_FULL_80C_052518.mdb 26 May 2018 14:09:10

Calibration: Z:\Projects\PFAS.PRO\CurveDB\C18_VAL-PFAS_Q4_05-25-18.cdb 26 May 2018 15:24:47

Name: 180525M1_20, Date: 25-May-2018, Time: 18:18:32, ID: 1800802-02 BP-HN-MW24S-20180424 0.25081, Description: BP-HN-MW24S-20180424

	# Name	Trace	Area	IS Area	wt/vol RRF M...	Pred.RT	RT	Response	Conc.	%Rec	Ion Ratio	Ratio Out?
1	19 8:2 FTS	527 > 506.9		2498.2	0.251	5.16						
2	21 L-MeFOSAA	570.1 > 419		2489.6	0.251	5.35						
3	23 L-EtFOSAA	584.2 > 419		3121.0	0.251	5.51						
4	25 PFUdA	563.0 > 518.9	593.7	12272.2	0.251	5.52	5.53	0.605	2.330		36.113	YES
5	26 PFDS	598.8 > 80		12272.2	0.251	5.57						
6	27 PFDoA	612.9 > 569.0		13559.8	0.251	5.81						
7	29 PFTrDA	662.9 > 618.9		13559.8	0.251	6.06						
8	30 PFTeDA	712.9 > 668.8		12975.1	0.251	6.29						

Dataset: Z:\Projects\PFAS.PRO\Results\180525M1\180525M1--20.qld

MM 6/5/2018

Last Altered: Tuesday, June 05, 2018 11:52:11 Pacific Daylight Time

Printed: Tuesday, June 05, 2018 11:53:09 Pacific Daylight Time

Method: Z:\Projects\PFAS.PRO\MethDB\PFAS_FULL_80C_052518.mdb 26 May 2018 14:09:10

Calibration: Z:\Projects\PFAS.PRO\CurveDB\C18_VAL-PFAS_Q4_05-25-18.cdb 26 May 2018 15:24:47

Name: 180525M1_20, Date: 25-May-2018, Time: 18:18:32, ID: 1800802-02 BP-HN-MW24S-20180424 0.25081, Description: BP-HN-MW24S-20180424

	# Name	Trace	Area	IS Area	wt/vol	RRF M...	Pred.RT	RT	Response	Conc.	%Rec	Ion Ratio	Ratio Out?
1	36	13C3-PFBA	216.1 > 171.8	4889.0	5939.6	0.251	0.874	1.38	1.37	10.289	46.924	94.2	
2	37	13C3-PFPeA	266. > 221.8	7332.0	9687.5	0.251	0.834	2.37	2.37	9.461	45.211	90.7	
3	38	13C3-PFBS	302. > 98.8	1127.7	9687.5	0.251	0.101	2.65	2.66	1.455	57.629	115.6	
4	40	13C2-PFHxA	315 > 269.8	2633.4	9687.5	0.251	0.731	3.17	3.17	3.398	18.531	93.0	
5	41	13C4-PFHpA	367.2 > 321.8	8194.0	9687.5	0.251	0.820	3.81	3.81	10.573	51.420	103.2	
6	42	18O2-PFHxS	403.0 > 102.6	881.9	2426.0	0.251	0.429	3.97	3.97	4.544	42.199	84.7	
7	43	13C2-6:2 FTS	429.1 > 408.9	2598.2	12395.1	0.251	0.235	4.30	4.30	2.620	44.435	89.2	
8	44	13C2-PFOA	414.9 > 369.7	12414.7	12395.1	0.251	1.222	4.35	4.36	12.520	40.836	81.9	
9	45	13C5-PFNA	468.2 > 422.9	10994.9	14284.4	0.251	0.950	4.81	4.81	9.621	40.374	81.0	
10	46	13C8-PFOSA	506.1 > 77.7	1504.8	14847.9	0.251	0.190	4.87	4.87	1.267	26.620	53.4	
11	47	13C8-PFOS	507.0 > 79.9	2574.6	2638.3	0.251	1.018	4.89	4.89	12.198	47.792	95.9	
12	48	13C2-PFDA	515.1 > 469.9	10933.6	15910.0	0.251	1.175	5.19	5.19	8.590	29.139	58.5	
13	49	13C2-8:2 FTS	529.1 > 508.7	2498.2	9687.5	0.251	0.245	5.16	5.16	3.223	52.384	105.1	
14	50	d3-N-MeFOSAA	573.3 > 419	2489.6	14847.9	0.251	0.202	5.34	5.35	2.096	41.460	83.2	
15	51	d5-N-EtFOSAA	589.3 > 419	3121.0	14847.9	0.251	0.242	5.50	5.51	2.627	43.235	86.7	
16	52	13C2-PFUdA	565 > 519.8	12272.2	14847.9	0.251	1.062	5.52	5.53	10.332	38.802	77.9	
17	53	13C2-PFDoA	615.0 > 569.7	13559.8	15910.0	0.251	1.048	5.81	5.81	10.654	40.549	81.4	
18	55	13C2-PFTeDA	714.8 > 669.6	12975.1	14847.9	0.251	0.871	6.29	6.29	10.923	49.999	100.3	
19	60	13C4-PFBA	217. > 171.8	5939.6	5939.6	0.251	1.000	1.38	1.37	12.500	49.839	100.0	
20	61	13C5-PFHxA	318 > 272.9	9687.5	9687.5	0.251	1.000	3.17	3.17	12.500	49.839	100.0	
21	62	13C3-PFHxS	401.9 > 79.9	2426.0	2426.0	0.251	1.000	3.97	3.97	12.500	49.839	100.0	
22	63	13C8-PFOA	421.3 > 376	12395.1	12395.1	0.251	1.000	4.35	4.36	12.500	49.839	100.0	
23	64	13C9-PFNA	472.2 > 426.9	14284.4	14284.4	0.251	1.000	4.80	4.81	12.500	49.839	100.0	
24	65	13C4-PFOS	503 > 79.9	2638.3	2638.3	0.251	1.000	4.89	4.89	12.500	49.839	100.0	
25	66	13C6-PFDA	519.1 > 473.7	15910.0	15910.0	0.251	1.000	5.19	5.19	12.500	49.839	100.0	
26	67	13C7-PFUdA	570.1 > 524.8	14847.9	14847.9	0.251	1.000	5.52	5.53	12.500	49.839	100.0	
27	68	Total PFHxS	398.9 > 79.6	54.0	881.9	0.251		4.05		0.765	1.811		
28	69	Total PFOA	413 > 368.7	23791.7	12414.7	0.251		4.30		23.955	96.236		
29	70	Total PFOS	499.1 > 79.9	494.0	2574.6	0.251		4.90		2.398	10.811		
30	71	Total N-MeFOSAA	570.1 > 419	0.0	2489.6	0.251		5.55		0.000			
31	72	Total N-EtFOSAA	584.2 > 419	0.0	3121.0	0.251		5.70		0.000			

Dataset: Z:\Projects\PFAS.PRO\Results\180525M1\180525M1--20.qld

MM 6/5/2018

Last Altered: Tuesday, June 05, 2018 11:52:11 Pacific Daylight Time

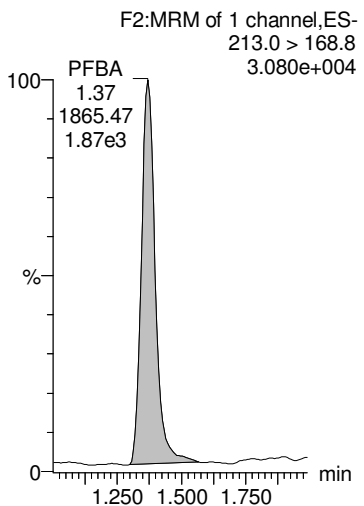
Printed: Tuesday, June 05, 2018 11:53:09 Pacific Daylight Time

Method: Z:\Projects\PFAS.PRO\MethDB\PFAS_FULL_80C_052518.mdb 26 May 2018 14:09:10

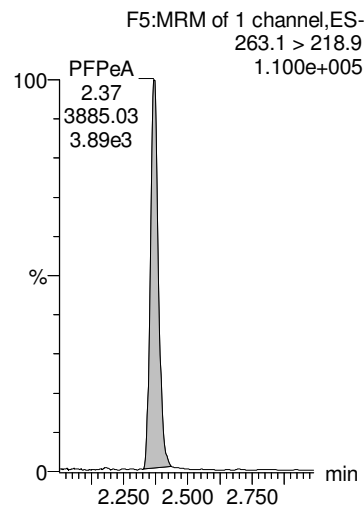
Calibration: Z:\Projects\PFAS.PRO\CurveDB\C18_VAL-PFAS_Q4_05-25-18.cdb 26 May 2018 15:24:47

Name: 180525M1_20, Date: 25-May-2018, Time: 18:18:32, ID: 1800802-02 BP-HN-MW24S-20180424 0.25081, Description: BP-HN-MW24S-20180424

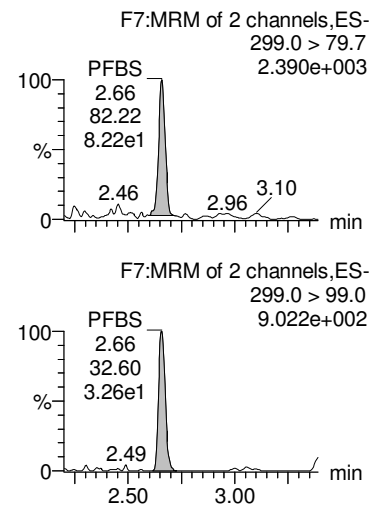
PFBA



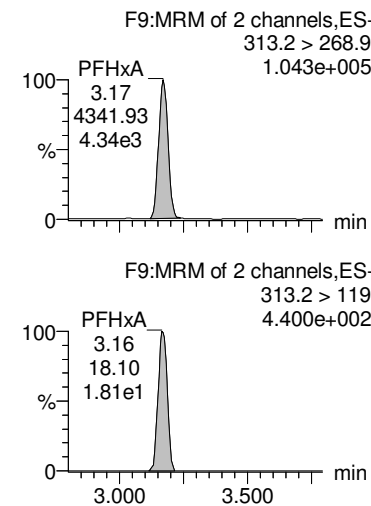
PFPeA



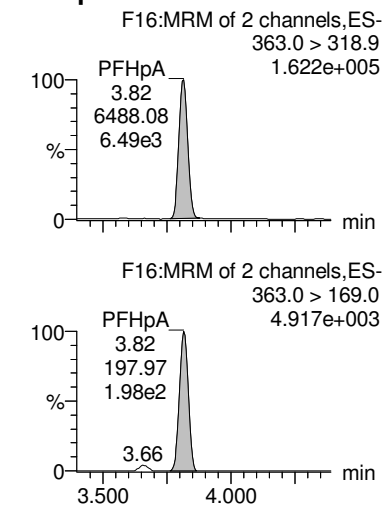
PFBS



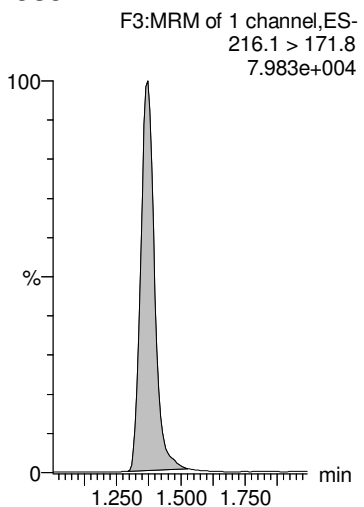
PFHxA



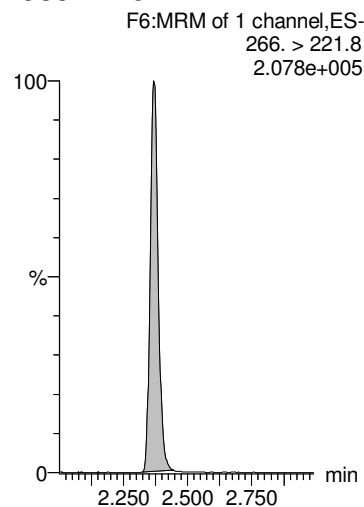
PFHpA



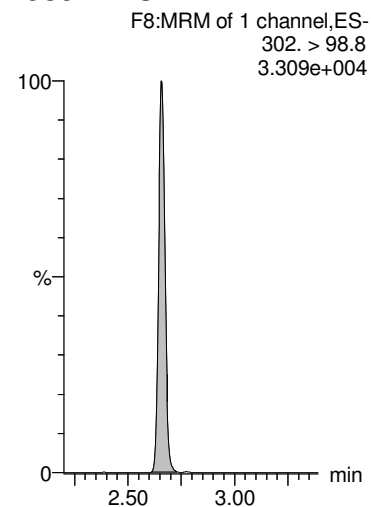
13C3-PFBA



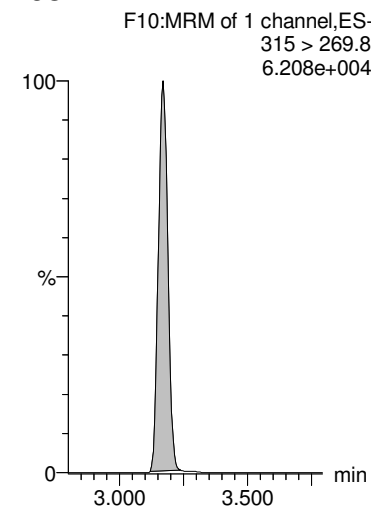
13C3-PFPeA



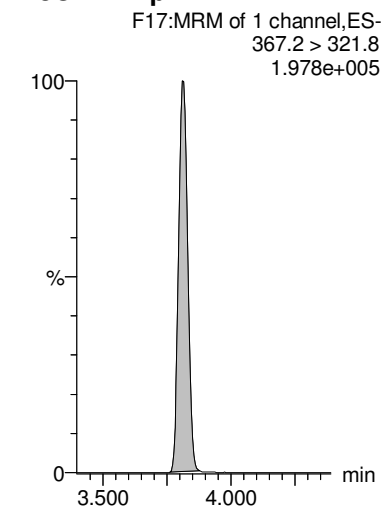
13C3-PFBS



13C2-PFHxA



13C4-PFHpA



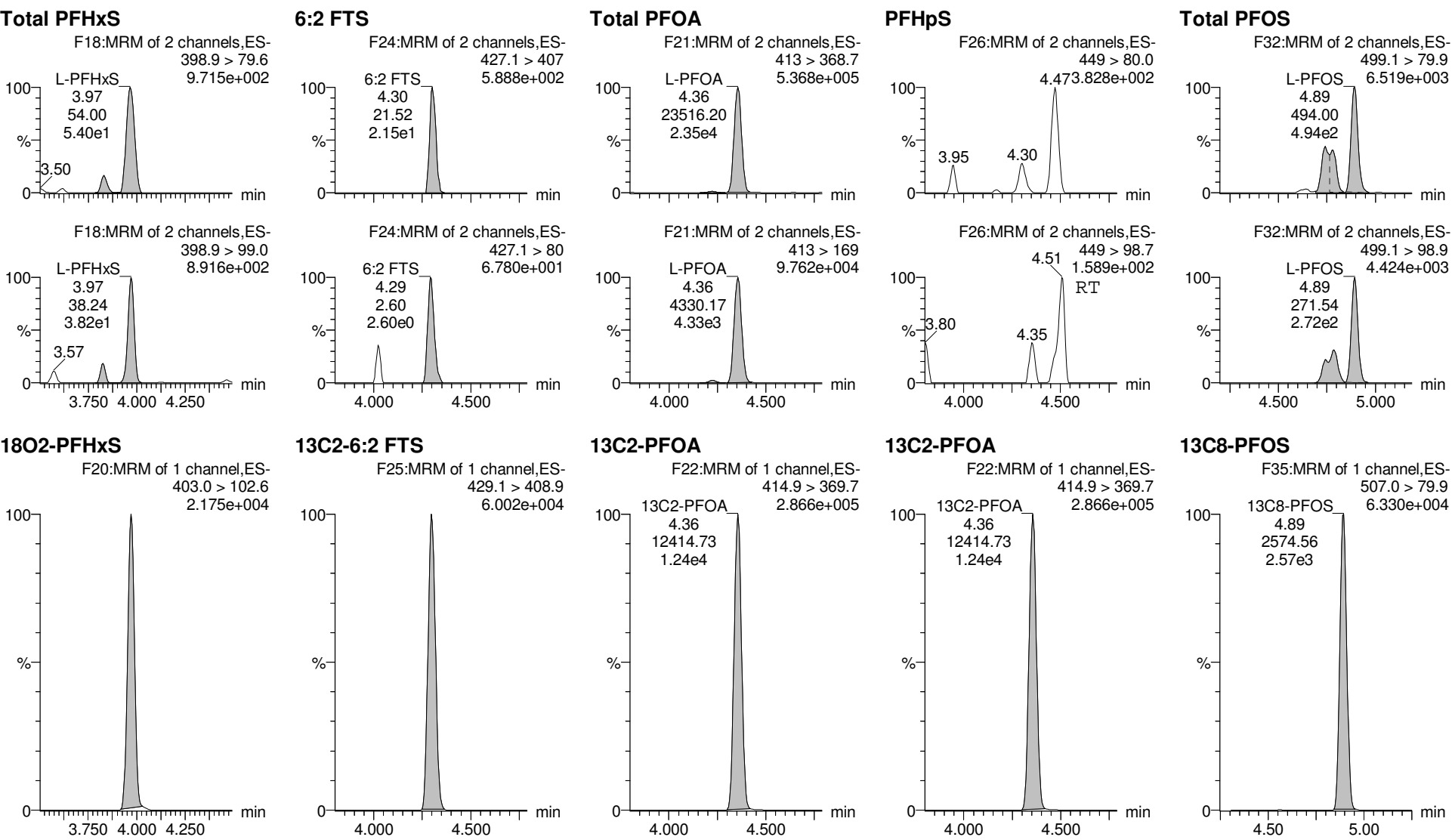
Dataset: Z:\Projects\PFAS.PRO\Results\180525M1\180525M1--20.qld

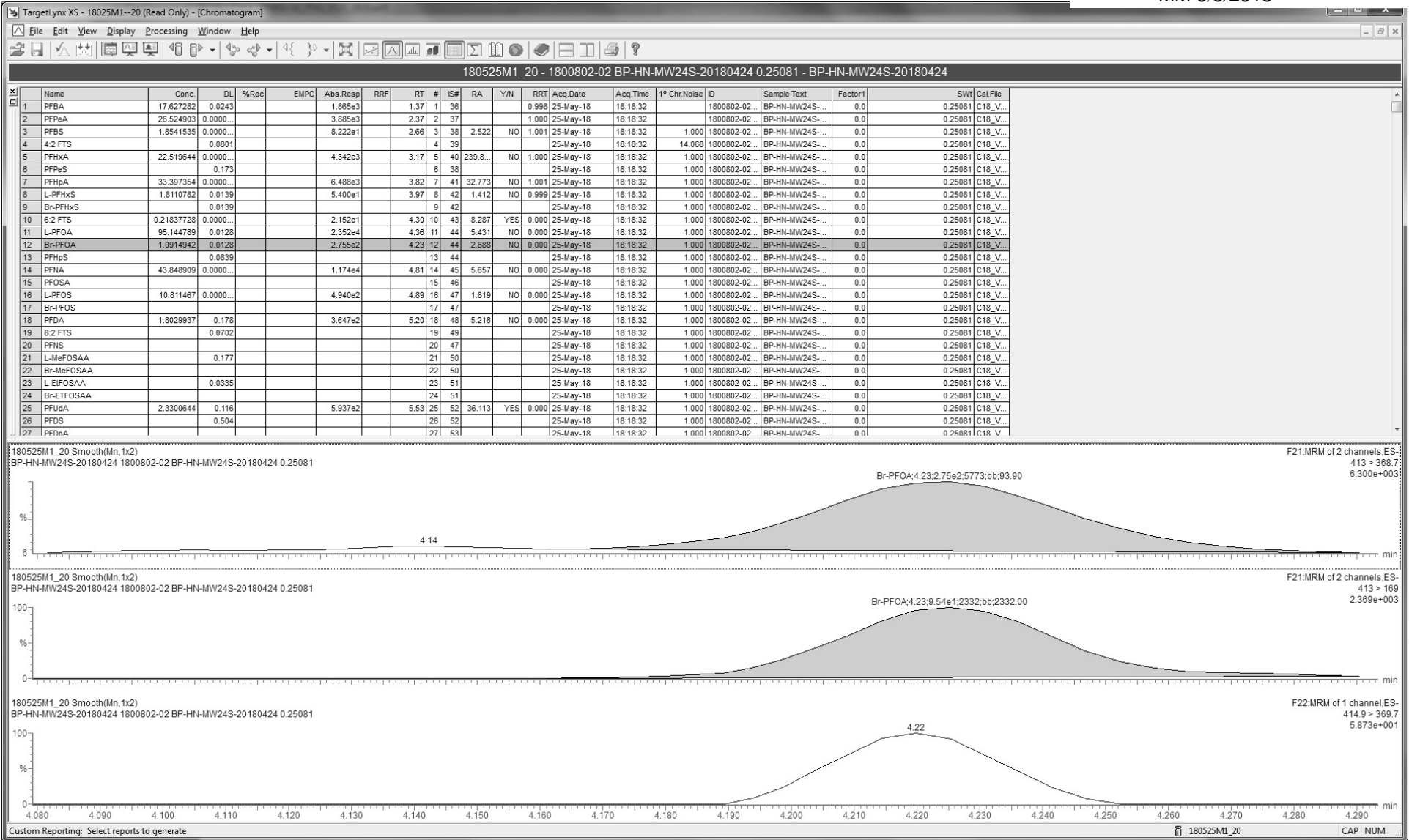
MM 6/5/2018

Last Altered: Tuesday, June 05, 2018 11:52:11 Pacific Daylight Time

Printed: Tuesday, June 05, 2018 11:53:09 Pacific Daylight Time

Name: 180525M1_20, Date: 25-May-2018, Time: 18:18:32, ID: 1800802-02 BP-HN-MW24S-20180424 0.25081, Description: BP-HN-MW24S-20180424





Dataset: Z:\Projects\PFAS.PRO\Results\180525M1\180525M1--20.qld

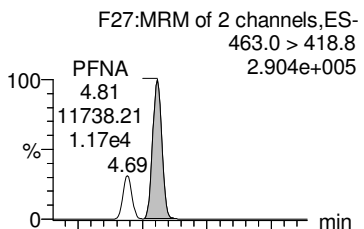
MM 6/5/2018

Last Altered: Tuesday, June 05, 2018 11:52:11 Pacific Daylight Time

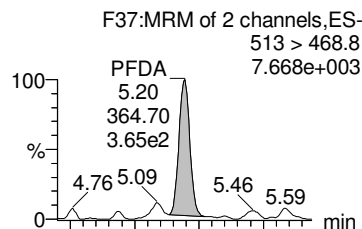
Printed: Tuesday, June 05, 2018 11:53:09 Pacific Daylight Time

Name: 180525M1_20, Date: 25-May-2018, Time: 18:18:32, ID: 1800802-02 BP-HN-MW24S-20180424 0.25081, Description: BP-HN-MW24S-20180424

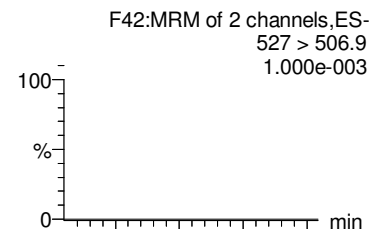
PFNA




PFDA



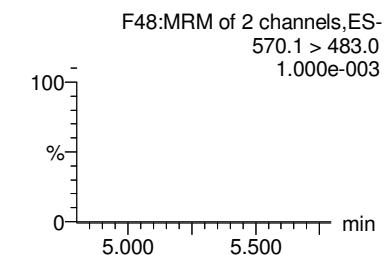
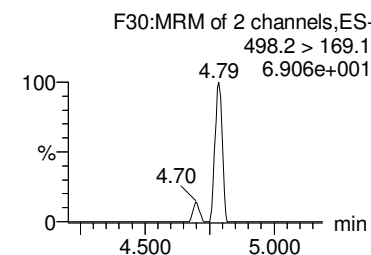
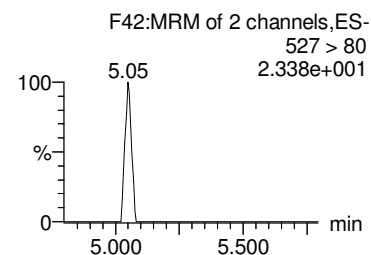
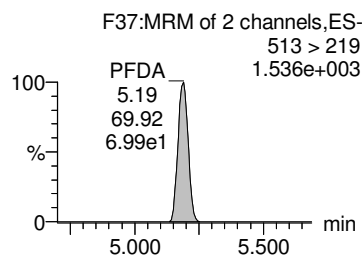
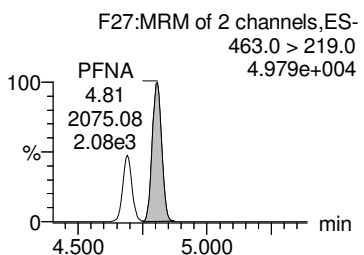
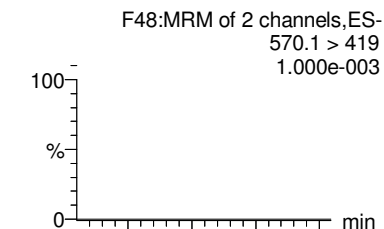
8:2 FTS



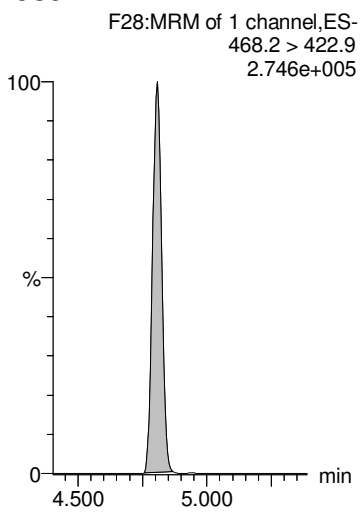
PFOSA



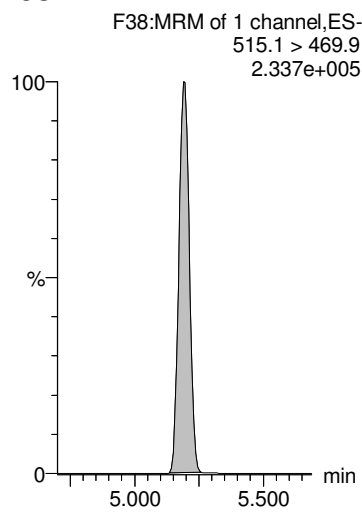
Total N-MeFOSAA



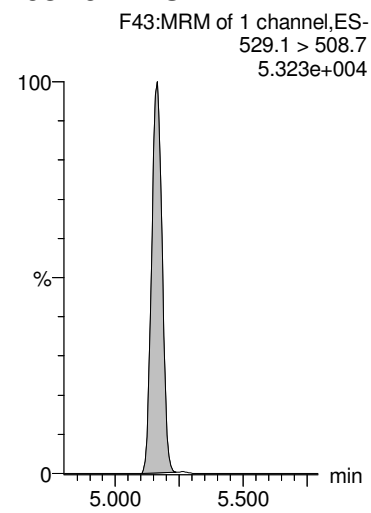
13C5-PFNA



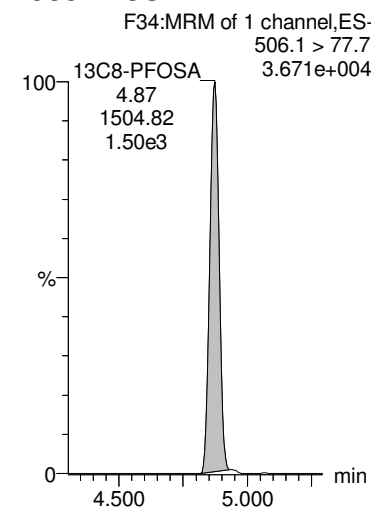
13C2-PFDA



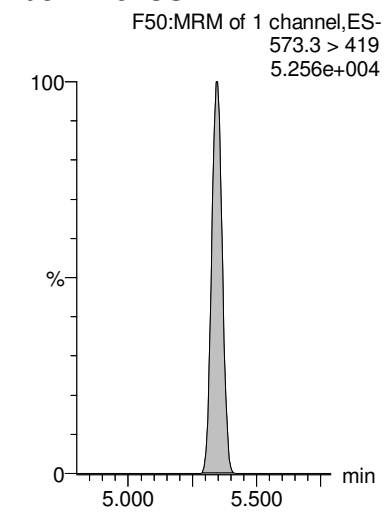
13C2-8:2 FTS



13C8-PFOSA



d3-N-MeFOSAA



Dataset: Z:\Projects\PFAS.PRO\Results\180525M1\180525M1--20.qld

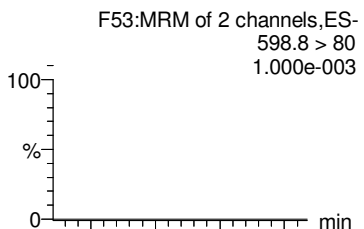
MM 6/5/2018

Last Altered: Tuesday, June 05, 2018 11:52:11 Pacific Daylight Time

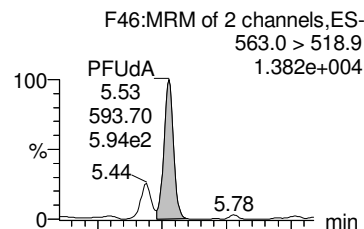
Printed: Tuesday, June 05, 2018 11:53:09 Pacific Daylight Time

Name: 180525M1_20, Date: 25-May-2018, Time: 18:18:32, ID: 1800802-02 BP-HN-MW24S-20180424 0.25081, Description: BP-HN-MW24S-20180424


PFDS



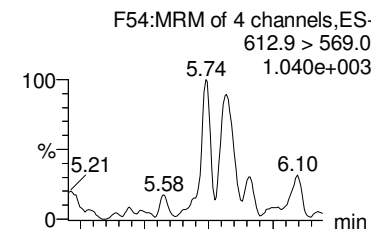
PFUdA



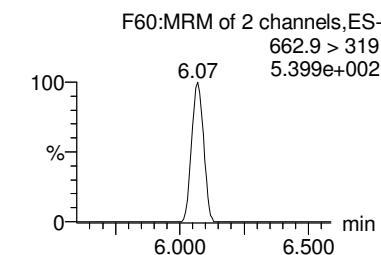
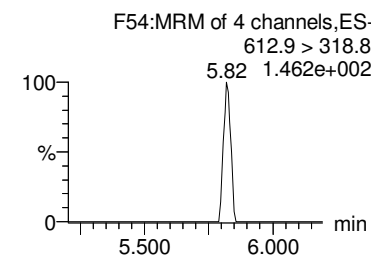
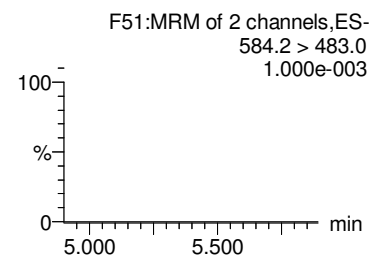
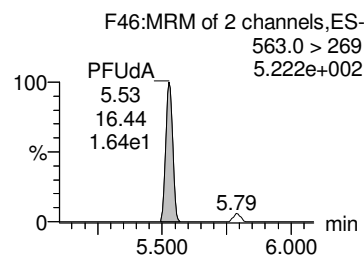
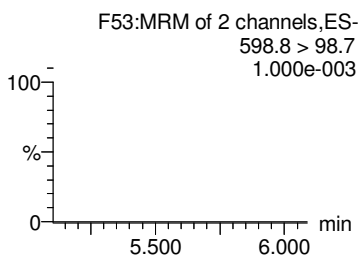
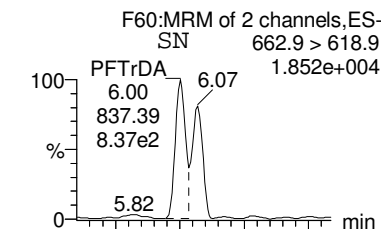
Total N-EtFOSAA



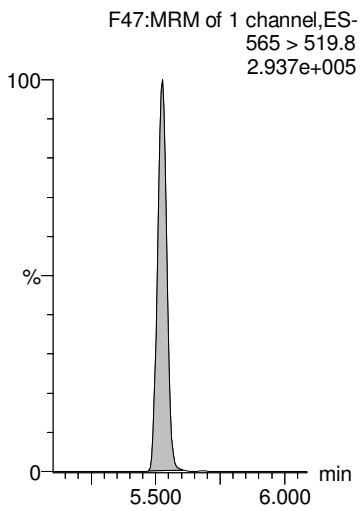
PFDoA



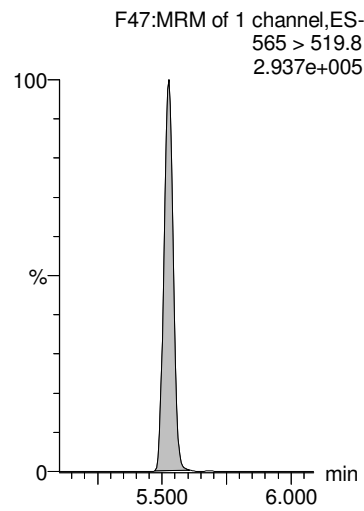
PFTrDA



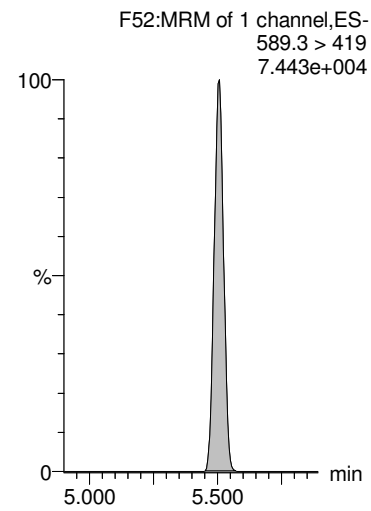
13C2-PFUdA



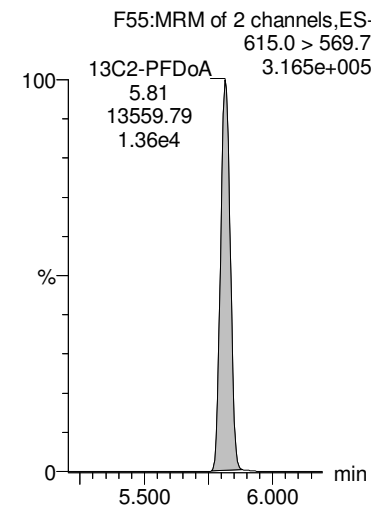
13C2-PFUdA



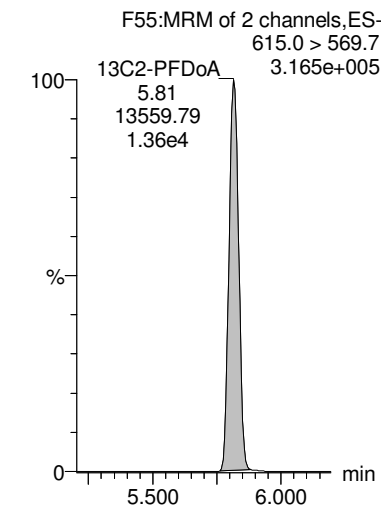
d5-N-EtFOSAA



13C2-PFDoA



13C2-PFDoA



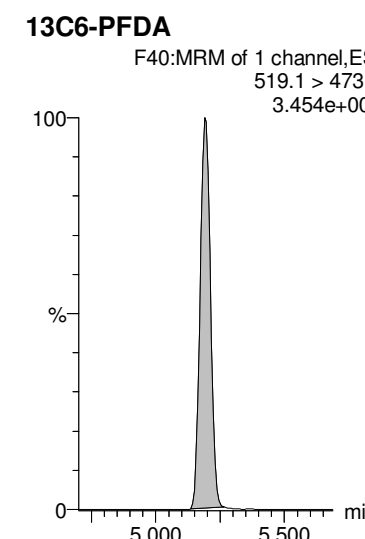
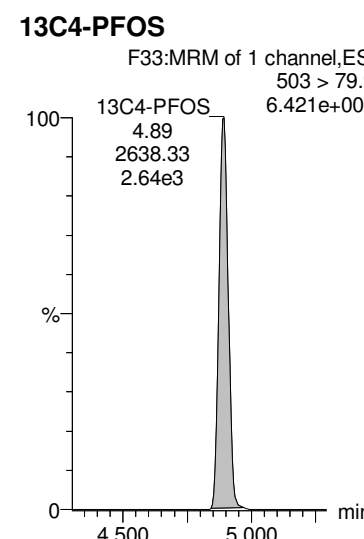
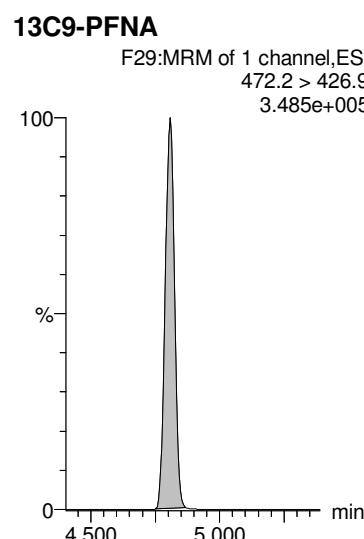
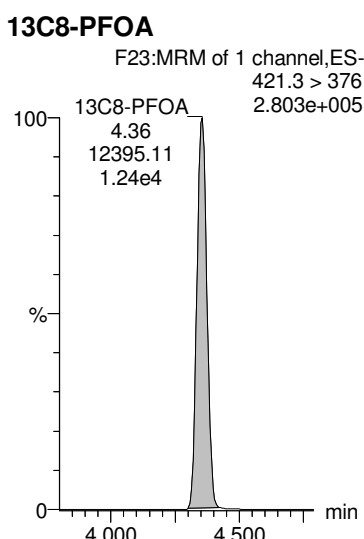
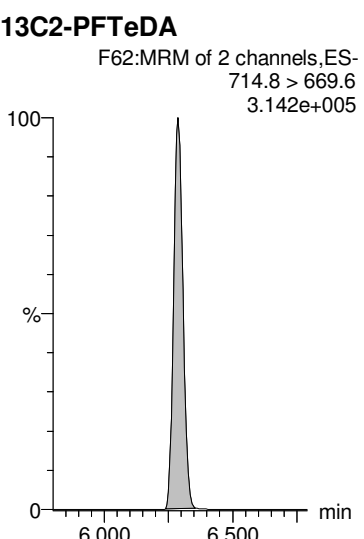
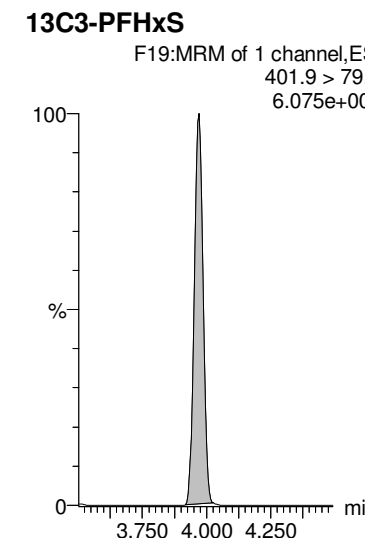
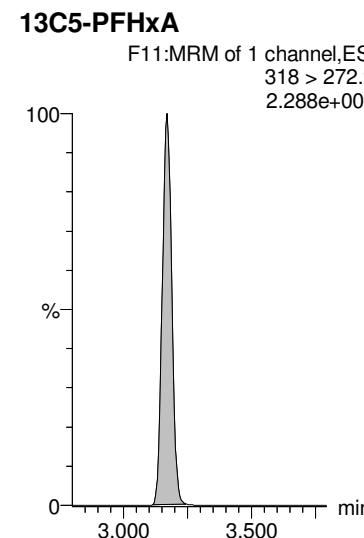
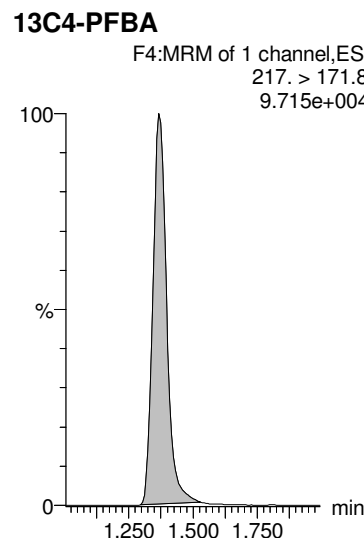
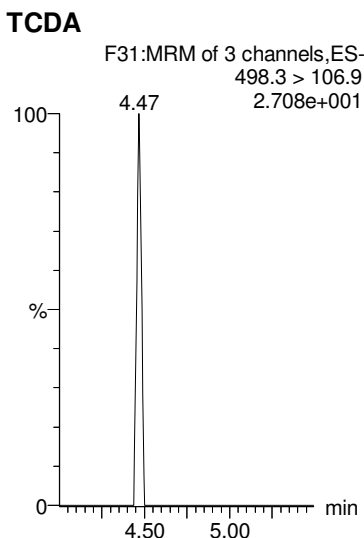
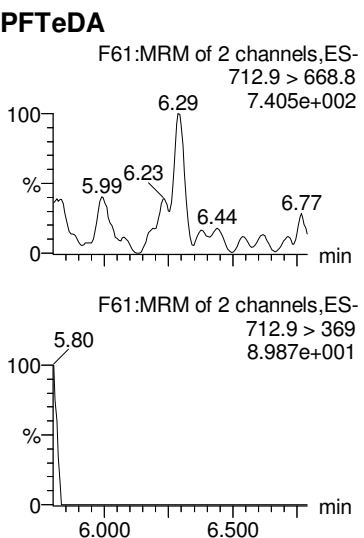
Dataset: Z:\Projects\PFAS.PRO\Results\180525M1\180525M1--20.qld

MM 6/5/2018

Last Altered: Tuesday, June 05, 2018 11:52:11 Pacific Daylight Time

Printed: Tuesday, June 05, 2018 11:53:09 Pacific Daylight Time

Name: 180525M1_20, Date: 25-May-2018, Time: 18:18:32, ID: 1800802-02 BP-HN-MW24S-20180424 0.25081, Description: BP-HN-MW24S-20180424



Dataset: Z:\Projects\PFAS.PRO\Results\180525M1\180525M1--20.qld

MM 6/5/2018

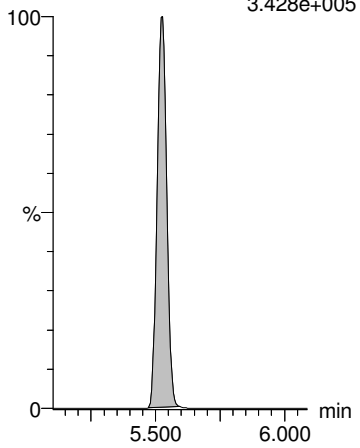
Last Altered: Tuesday, June 05, 2018 11:52:11 Pacific Daylight Time

Printed: Tuesday, June 05, 2018 11:53:09 Pacific Daylight Time

Name: 180525M1_20, Date: 25-May-2018, Time: 18:18:32, ID: 1800802-02 BP-HN-MW24S-20180424 0.25081, Description: BP-HN-MW24S-20180424

13C7-PFUdA

F49:MRM of 1 channel,ES-
570.1 > 524.8
3.428e+005



Dataset: Z:\Projects\PFAS.PRO\Results\180525M1\180525M1-16.qld

MM 6/5/2018

Last Altered: Tuesday, June 05, 2018 10:58:11 Pacific Daylight Time
 Printed: Tuesday, June 05, 2018 10:59:08 Pacific Daylight Time

Method: Z:\Projects\PFAS.PRO\MethDB\PFAS_FULL_80C_052518.mdb 26 May 2018 14:09:10
 Calibration: Z:\Projects\PFAS.PRO\CurveDB\C18_VAL-PFAS_Q4_05-25-18.cdb 26 May 2018 15:24:47

Name: 180525M1_16, Date: 25-May-2018, Time: 17:32:58, ID: B8E0038-MS1 Matrix Spike 0.2548, Description: Matrix Spike

	# Name	Trace	Area	IS Area	wt/vol RRF M...	Pred.RT	RT	Response	Conc.	%Rec	Ion Ratio	Ratio Out?
1	1 PFBA	213.0 > 168.8	5703.4	4824.0	0.255	1.40	1.39	14.779	53.784			
2	2 PFPeA	263.1 > 218.9	9242.8	7128.3	0.255	2.38	2.38	16.208	64.067			
3	3 PFBS	299.0 > 79.7	1699.4	1161.7	0.255	2.66	2.66	18.286	37.189		2.558	NO
4	5 PFHxA	313.2 > 268.9	11945.1	2658.4	0.255	3.17	3.17	22.467	60.714		251.583	NO
5	7 PFHpA	363.0 > 318.9	14268.7	8154.6	0.255	3.82	3.82	21.872	72.929		28.744	NO
6	8 L-PFHxS	398.9 > 79.6	1255.6	953.6	0.255	4.02	3.97	16.459	38.120		1.730	NO
7	10 6:2 FTS	427.1 > 407	2326.3	2716.9	0.255	4.30	4.30	10.703	41.499		3.185	NO
8	11 L-PFOA	413 > 368.7	30736.9	12237.4	0.255	4.40	4.36	31.396	124.537		4.612	NO
9	13 PFHpS	449 > 80.0	1717.5	12237.4	0.255	4.46	4.47	1.754	42.747		2.218	NO
10	14 PFNA	463.0 > 418.8	22357.6	10775.9	0.255	4.81	4.81	25.935	84.055		5.506	NO
11	15 PFOSA	498.2 > 77.9	1066.1	1625.5	0.255	4.87	4.87	8.198	35.979		40.369	YES
12	16 L-PFOS	499.1 > 79.9	1985.6	2517.5	0.255	4.92	4.89	9.859	43.835		1.881	NO
13	18 PFDA	513 > 468.8	11115.8	10914.2	0.255	5.19	5.19	12.731	49.264		7.188	NO

Dataset: Z:\Projects\PFAS.PRO\Results\180525M1\180525M1-16.qld

MM 6/5/2018

Last Altered: Tuesday, June 05, 2018 10:58:11 Pacific Daylight Time

Printed: Tuesday, June 05, 2018 10:59:42 Pacific Daylight Time

Method: Z:\Projects\PFAS.PRO\MethDB\PFAS_FULL_80C_052518.mdb 26 May 2018 14:09:10

Calibration: Z:\Projects\PFAS.PRO\CurveDB\C18_VAL-PFAS_Q4_05-25-18.cdb 26 May 2018 15:24:47

Name: 180525M1_16, Date: 25-May-2018, Time: 17:32:58, ID: B8E0038-MS1 Matrix Spike 0.2548, Description: Matrix Spike

	# Name	Trace	Area	IS Area	wt/vol RRF M...	Pred.RT	RT	Response	Conc.	%Rec	Ion Ratio	Ratio Out?
1	19 8:2 FTS	527 > 506.9	2325.6	2534.5	0.255	5.16	5.16	11.470	33.632		2.591	NO
2	21 L-MeFOSAA	570.1 > 419	4031.1	2800.2	0.255	5.35	5.35	17.995	40.151		13.001	NO
3	23 L-EtFOSAA	584.2 > 419	3132.6	3364.6	0.255	5.51	5.51	11.638	45.940		14.257	YES
4	25 PFUdA	563.0 > 518.9	11164.0	12528.2	0.255	5.52	5.53	11.139	40.719		15.751	NO
5	26 PFDS	598.8 > 80	1728.4	12528.2	0.255	5.57	5.57	1.725	45.522		2.069	NO
6	27 PFDoA	612.9 > 569.0	12729.0	14606.9	0.255	5.81	5.81	10.893	35.669		9.983	NO
7	29 PFTrDA	662.9 > 618.9	14316.7	14606.9	0.255	6.06	6.07	12.252	37.450		34.450	NO
8	30 PFTeDA	712.9 > 668.8	12154.6	13732.3	0.255	6.29	6.29	11.064	35.210		13.469	NO

Dataset: Z:\Projects\PFAS.PRO\Results\180525M1\18025M1-16.qld

MM 6/5/2018

Last Altered: Tuesday, June 05, 2018 10:58:11 Pacific Daylight Time

Printed: Tuesday, June 05, 2018 10:59:52 Pacific Daylight Time

Method: Z:\Projects\PFAS.PRO\MethDB\PFAS_FULL_80C_052518.mdb 26 May 2018 14:09:10

Calibration: Z:\Projects\PFAS.PRO\CurveDB\C18_VAL-PFAS_Q4_05-25-18.cdb 26 May 2018 15:24:47

Name: 180525M1_16, Date: 25-May-2018, Time: 17:32:58, ID: B8E0038-MS1 Matrix Spike 0.2548, Description: Matrix Spike

	# Name	Trace	Area	IS Area	wt/vol	RRF M...	Pred.RT	RT	Response	Conc.	%Rec	Ion Ratio	Ratio Out?
1	36	13C3-PFBA	216.1 > 171.8	4824.0	5716.1	0.255	0.874	1.38	1.39	10.549	47.356	96.5	
2	37	13C3-PFPeA	266. > 221.8	7128.3	10094.7	0.255	0.834	2.37	2.38	8.827	41.522	84.6	
3	38	13C3-PFBS	302. > 98.8	1161.7	10094.7	0.255	0.101	2.65	2.66	1.438	56.077	114.3	
4	40	13C2-PFHxA	315 > 269.8	2658.4	10094.7	0.255	0.731	3.17	3.17	3.292	17.671	90.1	
5	41	13C4-PFHpA	367.2 > 321.8	8154.6	10094.7	0.255	0.820	3.81	3.82	10.098	48.339	98.5	
6	42	18O2-PFHxS	403.0 > 102.6	953.6	2329.8	0.255	0.429	3.97	3.97	5.116	46.771	95.3	
7	43	13C2-6:2 FTS	429.1 > 408.9	2716.9	11572.7	0.255	0.235	4.30	4.30	2.935	48.988	99.9	
8	44	13C2-PFOA	414.9 > 369.7	12237.4	11572.7	0.255	1.222	4.35	4.36	13.218	42.438	86.5	
9	45	13C5-PFNA	468.2 > 422.9	10775.9	14116.6	0.255	0.950	4.81	4.81	9.542	39.414	80.3	
10	46	13C8-PFOSA	506.1 > 77.7	1625.5	18484.5	0.255	0.190	4.87	4.87	1.099	22.736	46.3	
11	47	13C8-PFOS	507.0 > 79.9	2517.5	2559.0	0.255	1.018	4.89	4.89	12.297	47.427	96.7	
12	48	13C2-PFDA	515.1 > 469.9	10914.2	15241.7	0.255	1.175	5.19	5.19	8.951	29.887	60.9	
13	49	13C2-8:2 FTS	529.1 > 508.7	2534.5	10094.7	0.255	0.245	5.16	5.16	3.138	50.204	102.3	
14	50	d3-N-MeFOSAA	573.3 > 419	2800.2	18484.5	0.255	0.202	5.34	5.34	1.894	36.872	75.2	
15	51	d5-N-EtFOSAA	589.3 > 419	3364.6	18484.5	0.255	0.242	5.50	5.50	2.275	36.853	75.1	
16	52	13C2-PFUdA	565 > 519.8	12528.2	18484.5	0.255	1.062	5.52	5.53	8.472	31.320	63.8	
17	53	13C2-PFDoA	615.0 > 569.7	14606.9	15241.7	0.255	1.048	5.81	5.81	11.979	44.881	91.5	
18	55	13C2-PFTeDA	714.8 > 669.6	13732.3	18484.5	0.255	0.871	6.29	6.29	9.286	41.841	85.3	
19	60	13C4-PFBA	217. > 171.8	5716.1	5716.1	0.255	1.000	1.38	1.39	12.500	49.058	100.0	
20	61	13C5-PFHxA	318 > 272.9	10094.7	10094.7	0.255	1.000	3.17	3.17	12.500	49.058	100.0	
21	62	13C3-PFHxS	401.9 > 79.9	2329.8	2329.8	0.255	1.000	3.97	3.97	12.500	49.058	100.0	
22	63	13C8-PFOA	421.3 > 376	11572.7	11572.7	0.255	1.000	4.35	4.36	12.500	49.058	100.0	
23	64	13C9-PFNA	472.2 > 426.9	14116.6	14116.6	0.255	1.000	4.80	4.81	12.500	49.058	100.0	
24	65	13C4-PFOS	503 > 79.9	2559.0	2559.0	0.255	1.000	4.89	4.89	12.500	49.058	100.0	
25	66	13C6-PFDA	519.1 > 473.7	15241.7	15241.7	0.255	1.000	5.19	5.19	12.500	49.058	100.0	
26	67	13C7-PFUdA	570.1 > 524.8	18484.5	18484.5	0.255	1.000	5.52	5.53	12.500	49.058	100.0	
27	68	Total PFHxS	398.9 > 79.6	1255.6	953.6	0.255		4.05		16.459	38.120		
28	69	Total PFOA	413 > 368.7	30990.6	12237.4	0.255		4.30		31.656	125.540		
29	70	Total PFOS	499.1 > 79.9	1985.6	2517.5	0.255		4.90		9.859	43.835		
30	71	Total N-MeFOSAA	570.1 > 419	4031.1	2800.2	0.255		5.55		17.995	40.151		
31	72	Total N-EtFOSAA	584.2 > 419	3132.6	3364.6	0.255		5.70		11.638	45.940		

Dataset: Z:\Projects\PFAS.PRO\Results\180525M1\180525M1-16.qld

MM 6/5/2018

Last Altered: Tuesday, June 05, 2018 10:58:11 Pacific Daylight Time

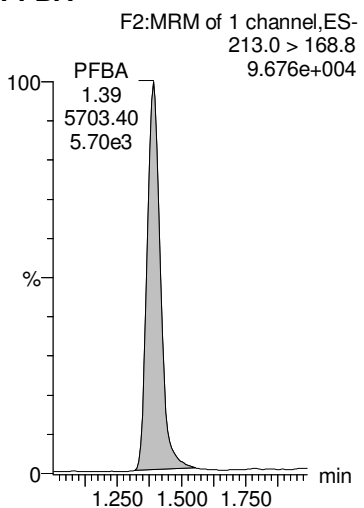
Printed: Tuesday, June 05, 2018 10:59:52 Pacific Daylight Time

Method: Z:\Projects\PFAS.PRO\MethDB\PFAS_FULL_80C_052518.mdb 26 May 2018 14:09:10

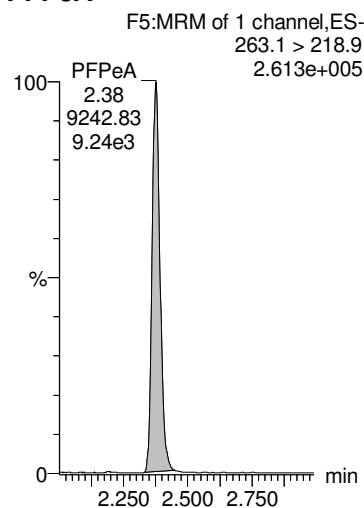
Calibration: Z:\Projects\PFAS.PRO\CurveDB\C18_VAL-PFAS_Q4_05-25-18.cdb 26 May 2018 15:24:47

Name: 180525M1_16, Date: 25-May-2018, Time: 17:32:58, ID: B8E0038-MS1 Matrix Spike 0.2548, Description: Matrix Spike

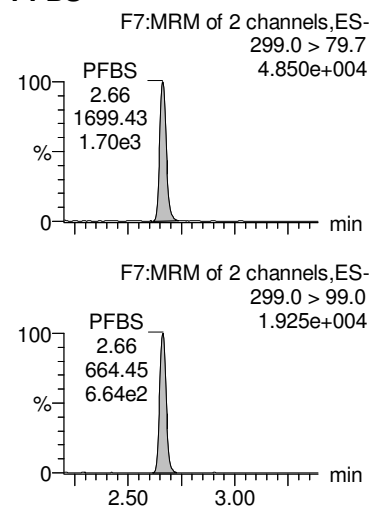
PFBA



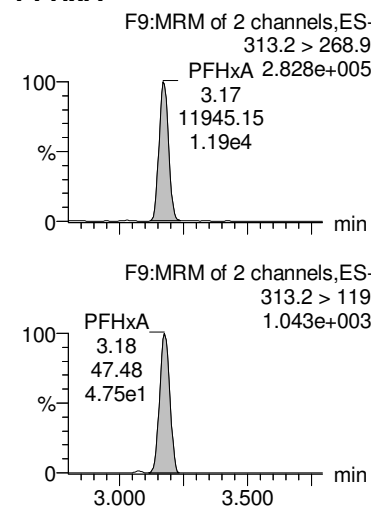
PFPeA



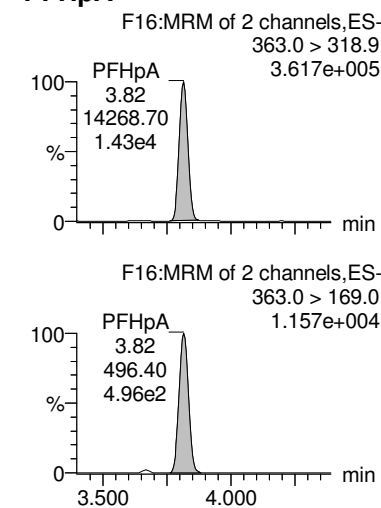
PFBS



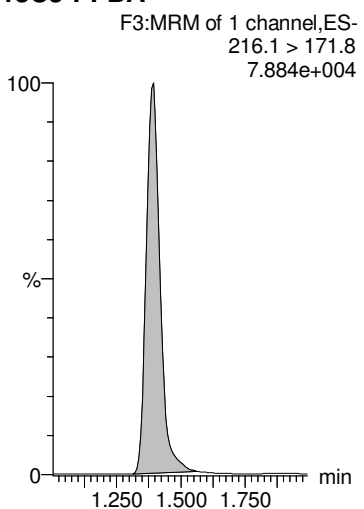
PFHxA



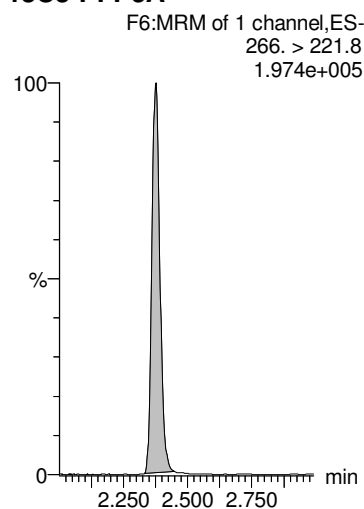
PFHpA



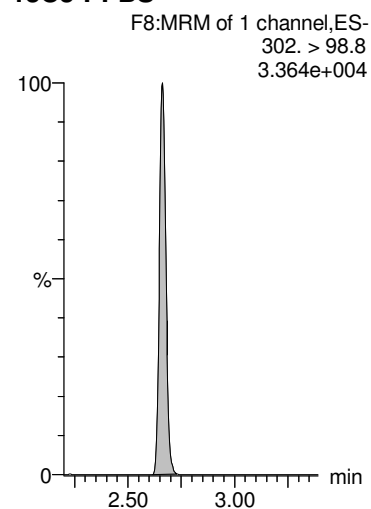
13C3-PFBA



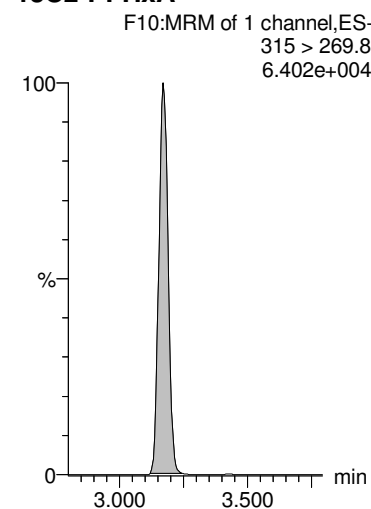
13C3-PFPeA



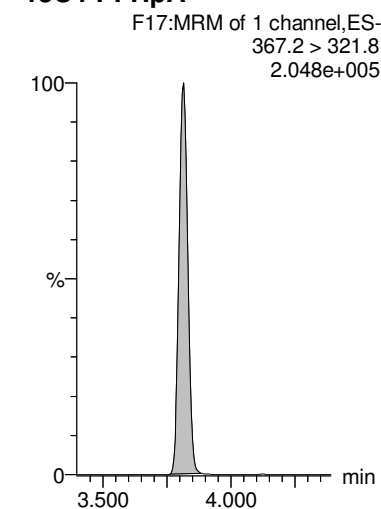
13C3-PFBS



13C2-PFHxA



13C4-PFHpA

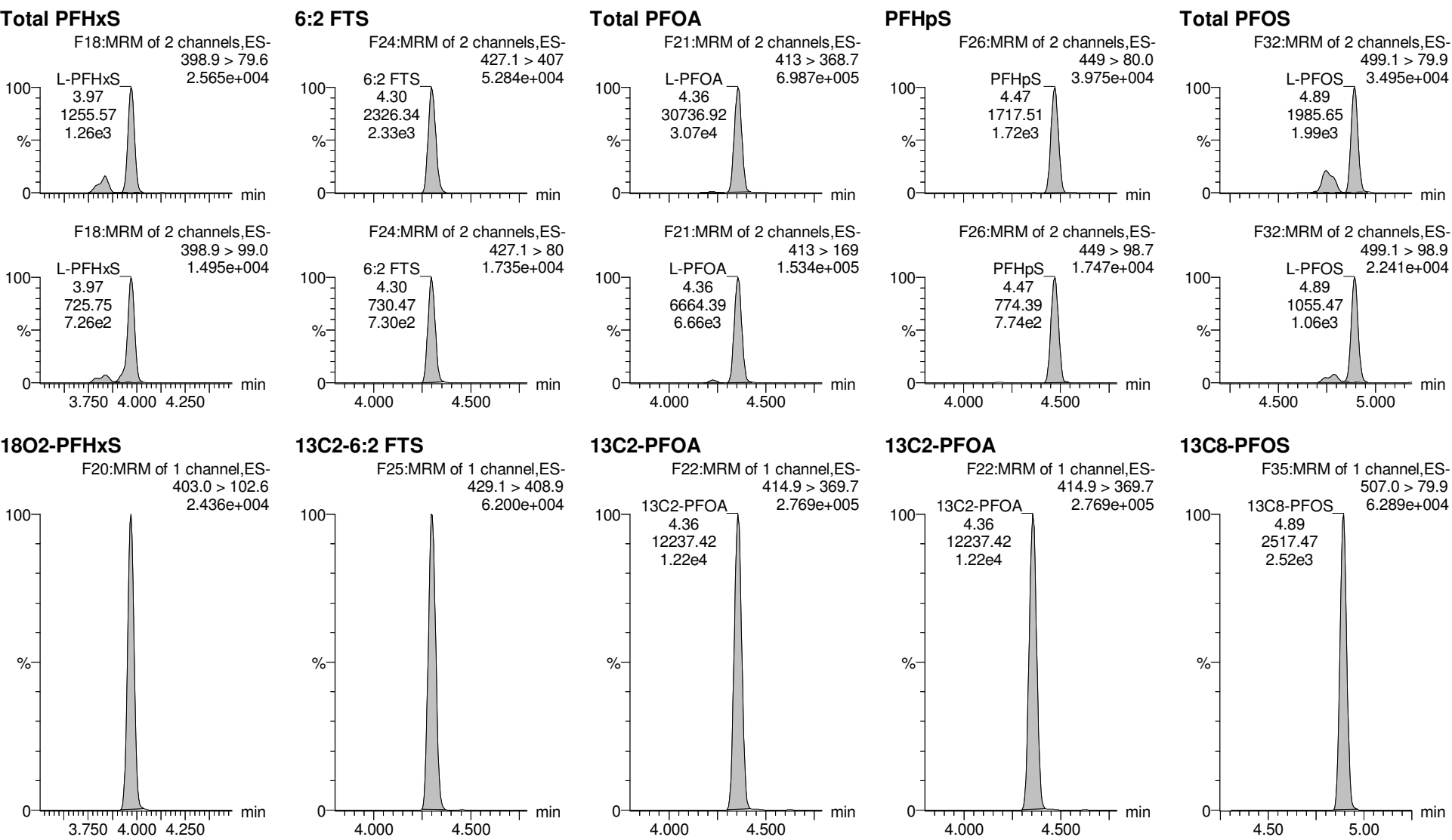


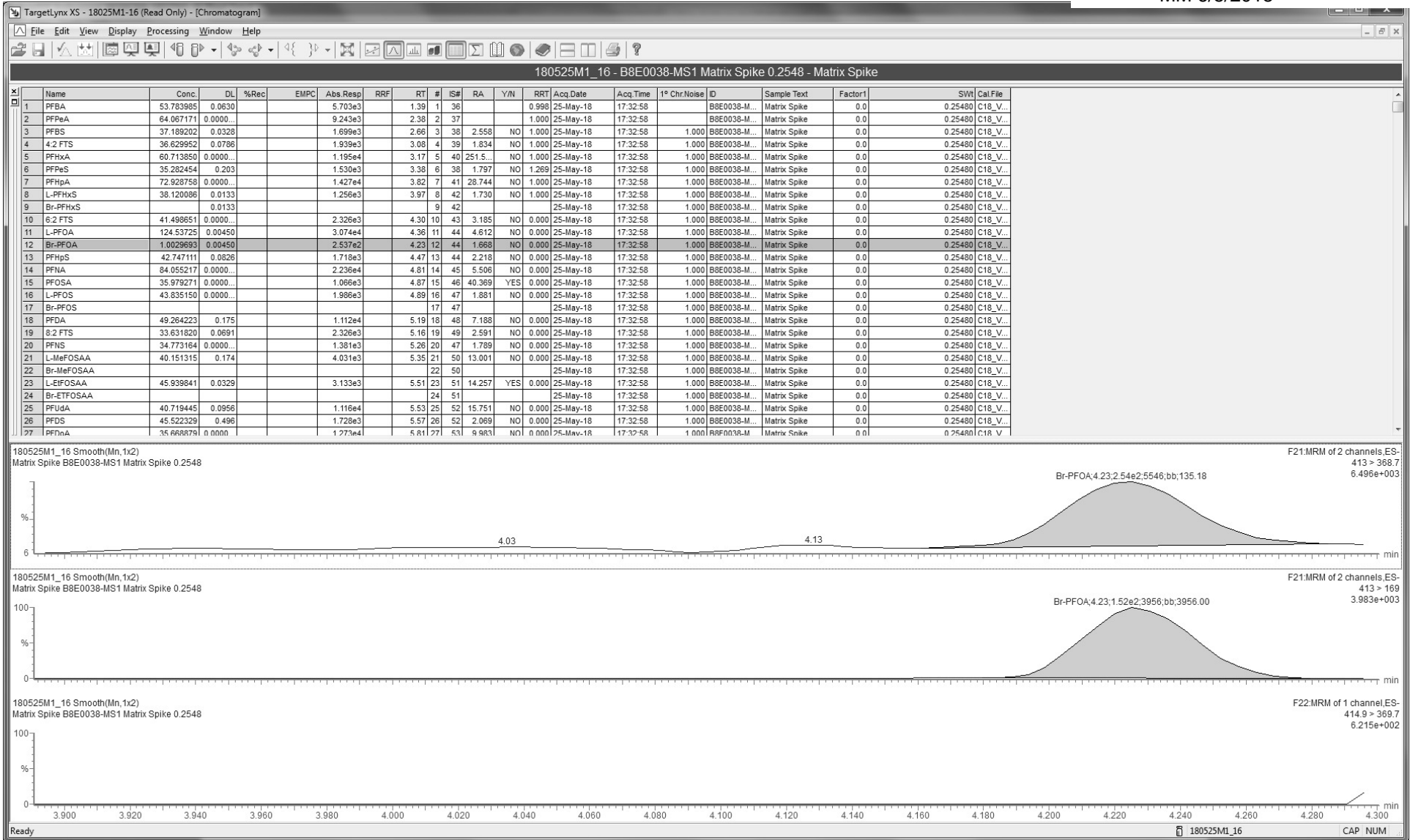
Dataset: Z:\Projects\PFAS.PRO\Results\180525M1\180525M1-16.qld

MM 6/5/2018

Last Altered: Tuesday, June 05, 2018 10:58:11 Pacific Daylight Time
 Printed: Tuesday, June 05, 2018 10:59:52 Pacific Daylight Time

Name: 180525M1_16, Date: 25-May-2018, Time: 17:32:58, ID: B8E0038-MS1 Matrix Spike 0.2548, Description: Matrix Spike





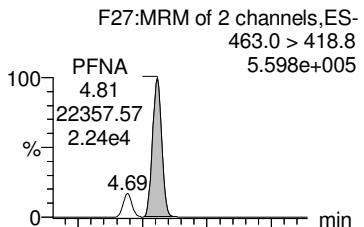
Dataset: Z:\Projects\PFAS.PRO\Results\180525M1\180525M1-16.qld

MM 6/5/2018

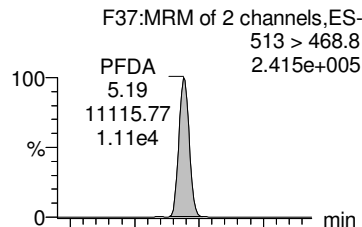
Last Altered: Tuesday, June 05, 2018 10:58:11 Pacific Daylight Time
 Printed: Tuesday, June 05, 2018 10:59:52 Pacific Daylight Time

Name: 180525M1_16, Date: 25-May-2018, Time: 17:32:58, ID: B8E0038-MS1 Matrix Spike 0.2548, Description: Matrix Spike

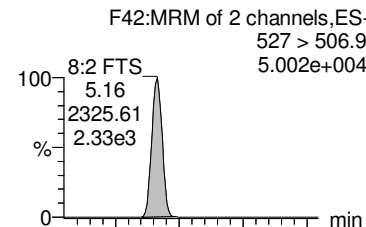
PFNA



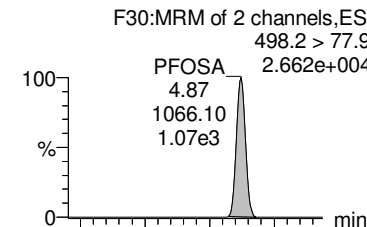
PFDA



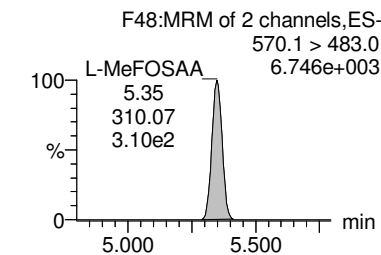
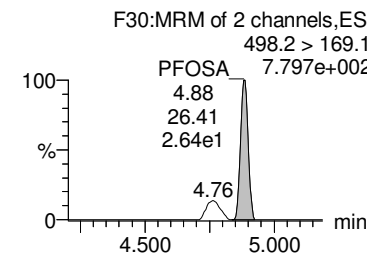
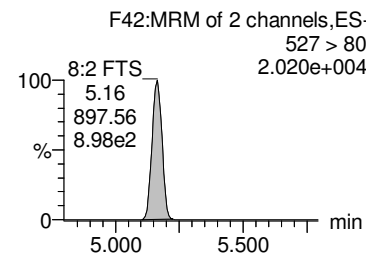
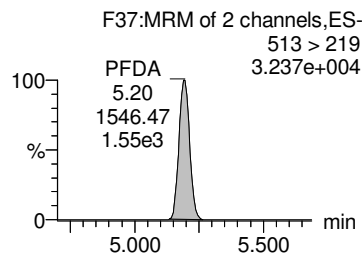
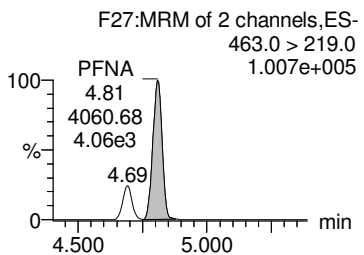
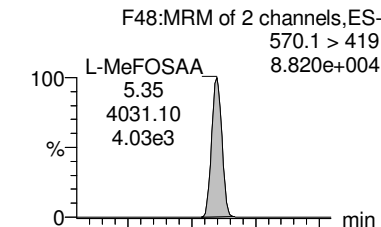
8:2 FTS



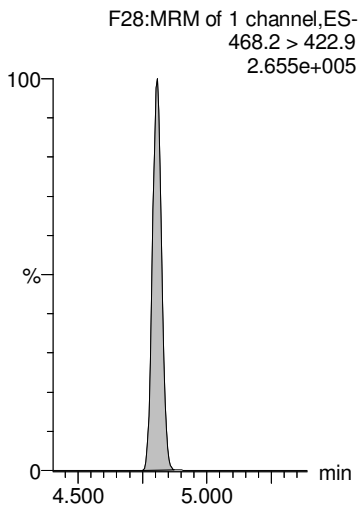
PFOSA



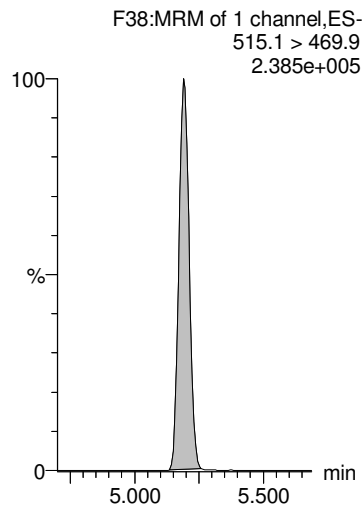
Total N-MeFOSAA



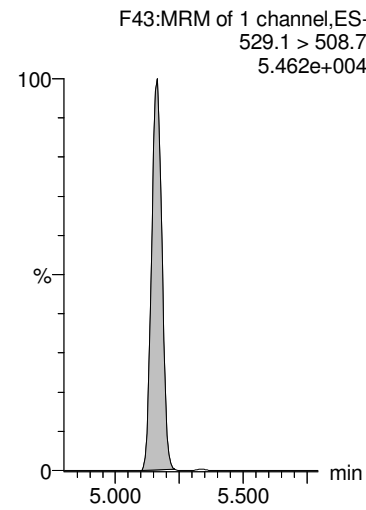
13C5-PFNA



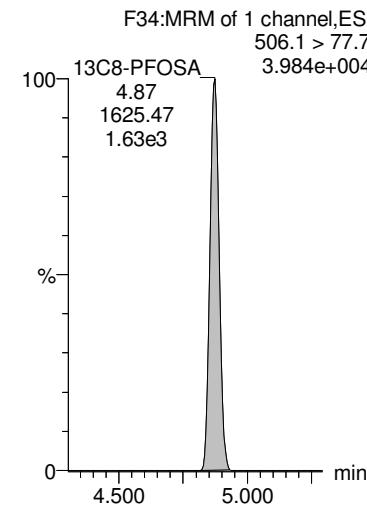
13C2-PFDA



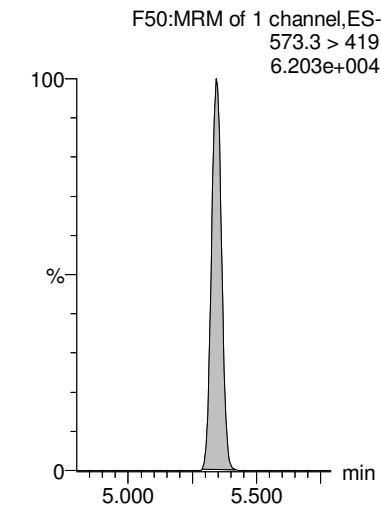
13C2-8:2 FTS



13C8-PFOSA



d3-N-MeFOSAA



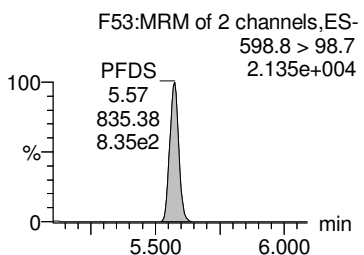
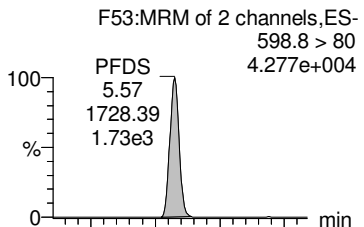
Dataset: Z:\Projects\PFAS.PRO\Results\180525M1\180525M1-16.qld

MM 6/5/2018

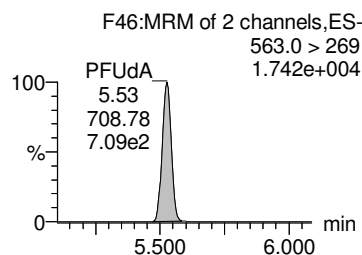
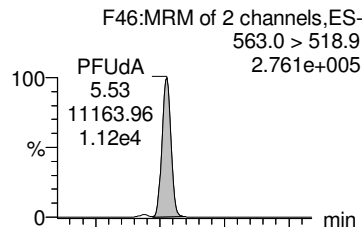
Last Altered: Tuesday, June 05, 2018 10:58:11 Pacific Daylight Time
 Printed: Tuesday, June 05, 2018 10:59:52 Pacific Daylight Time

Name: 180525M1_16, Date: 25-May-2018, Time: 17:32:58, ID: B8E0038-MS1 Matrix Spike 0.2548, Description: Matrix Spike

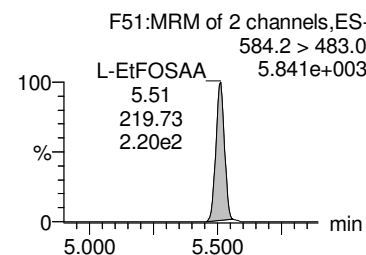
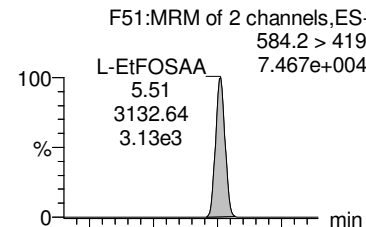
PFDS



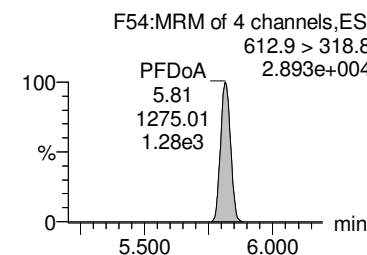
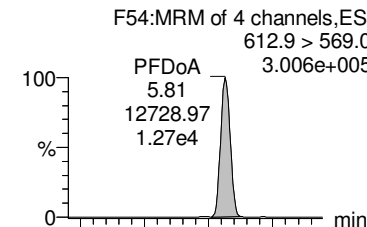
PFUdA



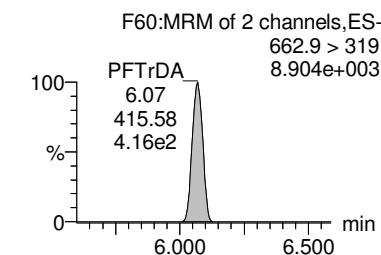
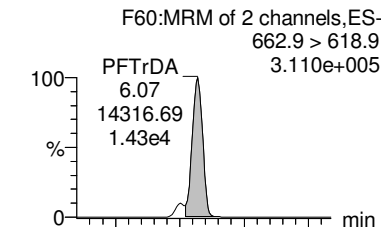
Total N-EtFOSAA



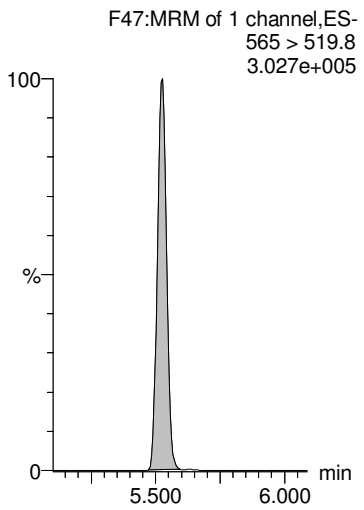
PFDaA



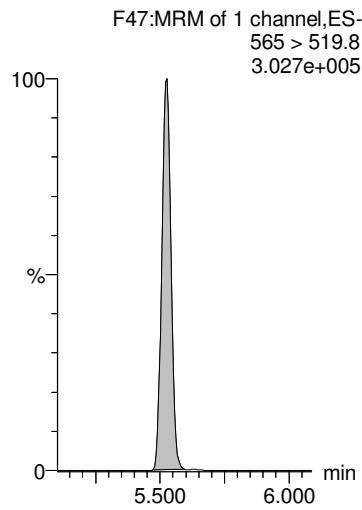
PFTrDA



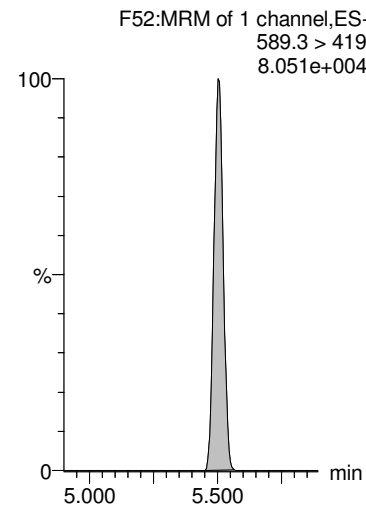
13C2-PFUdA



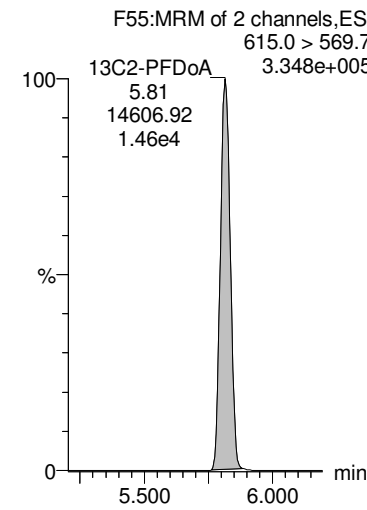
13C2-PFUdA



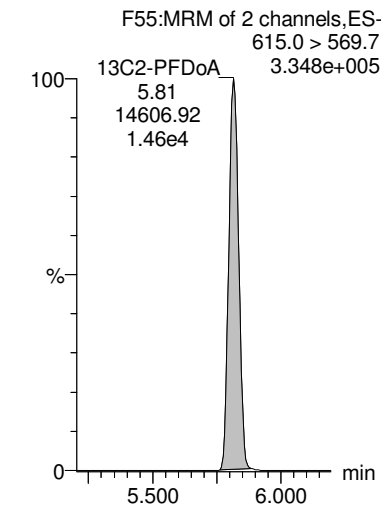
d5-N-EtFOSAA



13C2-PFDaA



13C2-PFDaA



Dataset: Z:\Projects\PFAS.PRO\Results\180525M1\180525M1-16.qld

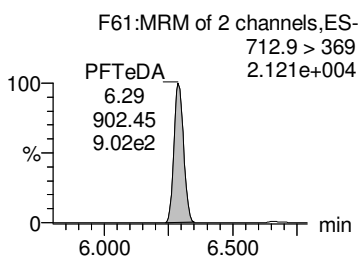
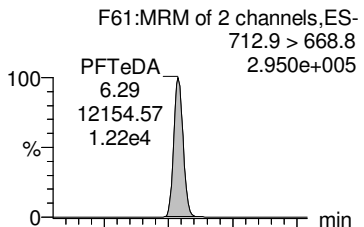
MM 6/5/2018

Last Altered: Tuesday, June 05, 2018 10:58:11 Pacific Daylight Time

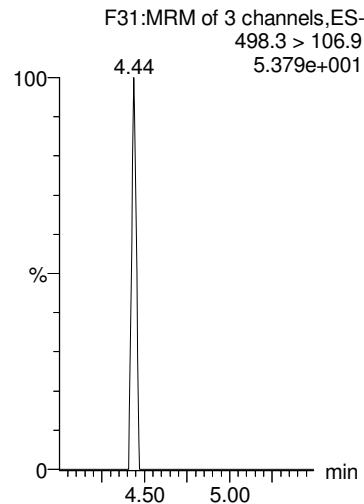
Printed: Tuesday, June 05, 2018 10:59:52 Pacific Daylight Time

Name: 180525M1_16, Date: 25-May-2018, Time: 17:32:58, ID: B8E0038-MS1 Matrix Spike 0.2548, Description: Matrix Spike

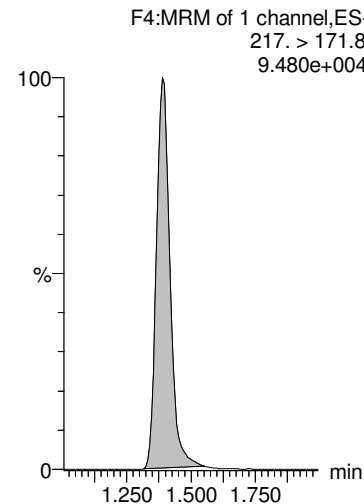
PFTeDA



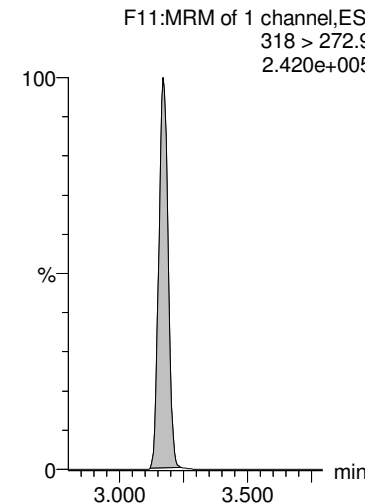
TCDA



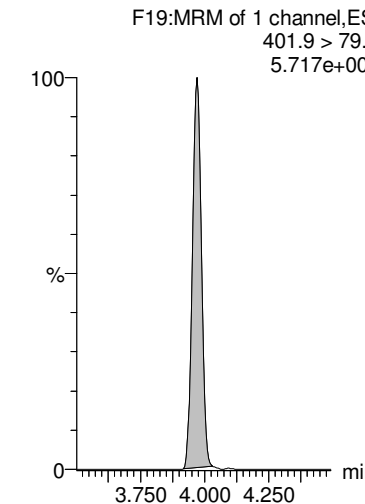
13C4-PFBA



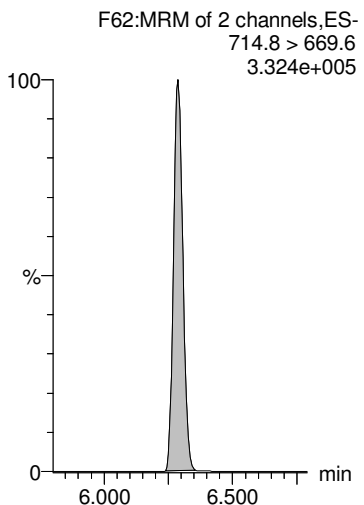
13C5-PFHxA



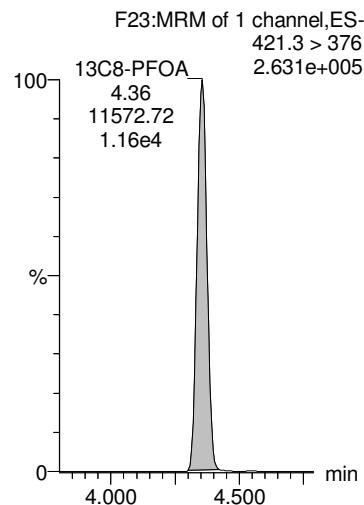
13C3-PFHxS



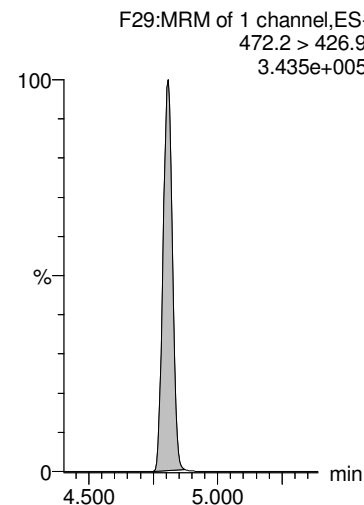
13C2-PFTeDA



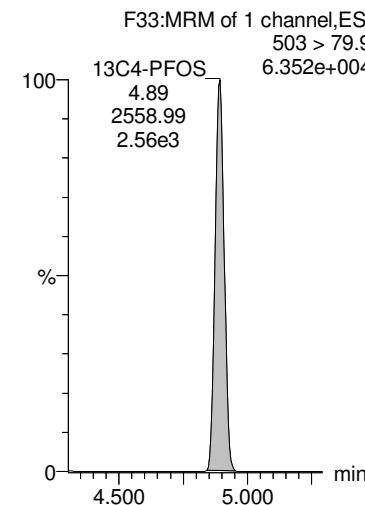
13C8-PFOA



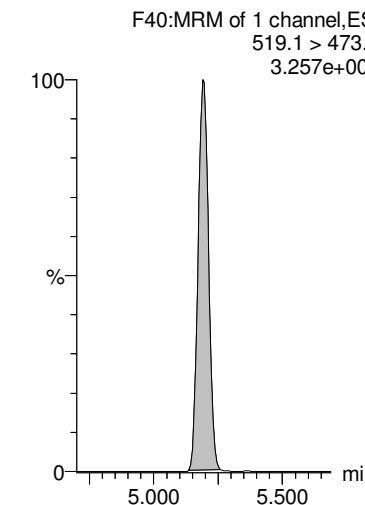
13C9-PFNA



13C4-PFOS



13C6-PFDA



Dataset: Z:\Projects\PFAS.PRO\Results\180525M1\180525M1-16.qld

MM 6/5/2018

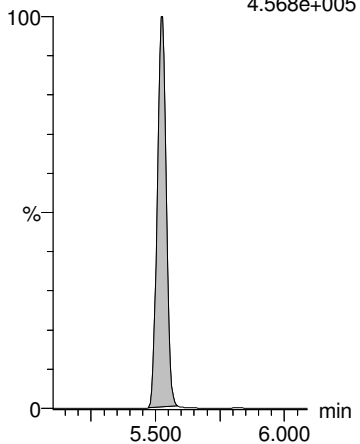
Last Altered: Tuesday, June 05, 2018 10:58:11 Pacific Daylight Time

Printed: Tuesday, June 05, 2018 10:59:52 Pacific Daylight Time

Name: 180525M1_16, Date: 25-May-2018, Time: 17:32:58, ID: B8E0038-MS1 Matrix Spike 0.2548, Description: Matrix Spike

13C7-PFUdA

F49:MRM of 1 channel,ES-
570.1 > 524.8
4.568e+005



Dataset: Z:\Projects\PFAS.PRO\Results\180525M1\180525M1-17.qld

MM 6/5/2018

Last Altered: Tuesday, June 05, 2018 11:05:46 Pacific Daylight Time

Printed: Tuesday, June 05, 2018 11:06:38 Pacific Daylight Time

Method: Z:\Projects\PFAS.PRO\MethDB\PFAS_FULL_80C_052518.mdb 26 May 2018 14:09:10

Calibration: Z:\Projects\PFAS.PRO\CurveDB\C18_VAL-PFAS_Q4_05-25-18.cdb 26 May 2018 15:24:47

Name: 180525M1_17, Date: 25-May-2018, Time: 17:44:21, ID: B8E0038-MSD1 Matrix Spike Dup 0.24797, Description: Matrix Spike Dup

	# Name	Trace	Area	IS Area	wt/vol RRF M...	Pred.RT	RT	Response	Conc.	%Rec	Ion Ratio	Ratio Out?
1	1 PFBA	213.0 > 168.8	6184.5	5132.3	0.248	1.39	1.39	15.062	56.327			
2	2 PFPeA	263.1 > 218.9	9912.4	7794.5	0.248	2.37	2.37	15.897	64.564			
3	3 PFBS	299.0 > 79.7	1788.3	1157.4	0.248	2.66	2.66	19.314	40.362		2.580	NO
4	5 PFHxA	313.2 > 268.9	12869.6	2852.6	0.248	3.17	3.17	22.558	62.640		391.722	NO
5	7 PFHpA	363.0 > 318.9	14503.2	8039.7	0.248	3.82	3.82	22.549	77.265		29.256	NO
6	8 L-PFHxS	398.9 > 79.6	1304.5	951.4	0.248	4.02	3.97	17.139	40.789		1.559	NO
7	10 6:2 FTS	427.1 > 407	2464.3	2899.6	0.248	4.30	4.30	10.624	42.314		3.074	NO
8	11 L-PFOA	413 > 368.7	33017.4	11888.1	0.248	4.40	4.36	34.717	141.673		4.935	NO
9	13 PFHpS	449 > 80.0	1878.9	11888.1	0.248	4.46	4.47	1.976	49.471		2.163	NO
10	14 PFNA	463.0 > 418.8	21225.6	9273.0	0.248	4.81	4.81	28.612	95.316		5.488	NO
11	15 PFOSA	498.2 > 77.9	1133.7	1709.4	0.248	4.87	4.87	8.290	37.383		21.413	NO
12	16 L-PFOS	499.1 > 79.9	2166.9	2541.2	0.248	4.92	4.89	10.659	48.693		1.895	NO
13	18 PFDA	513 > 468.8	9615.4	10515.9	0.248	5.19	5.20	11.430	45.442		6.788	NO

Dataset: Z:\Projects\PFAS.PRO\Results\180525M1\180525M1-17.qld

MM 6/5/2018

Last Altered: Tuesday, June 05, 2018 11:05:46 Pacific Daylight Time

Printed: Tuesday, June 05, 2018 11:06:47 Pacific Daylight Time

Method: Z:\Projects\PFAS.PRO\MethDB\PFAS_FULL_80C_052518.mdb 26 May 2018 14:09:10

Calibration: Z:\Projects\PFAS.PRO\CurveDB\C18_VAL-PFAS_Q4_05-25-18.cdb 26 May 2018 15:24:47

Name: 180525M1_17, Date: 25-May-2018, Time: 17:44:21, ID: B8E0038-MSD1 Matrix Spike Dup 0.24797, Description: Matrix Spike Dup

	# Name	Trace	Area	IS Area	wt/vol RRF M...	Pred.RT	RT	Response	Conc.	%Rec	Ion Ratio	Ratio Out?
1	19 8:2 FTS	527 > 506.9	2380.1	2494.4	0.248	5.16	5.16	11.928	35.981		2.608	NO
2	21 L-MeFOSAA	570.1 > 419	4274.6	2782.6	0.248	5.35	5.35	19.202	44.024		16.266	NO
3	23 L-EtFOSAA	584.2 > 419	3118.9	3582.0	0.248	5.51	5.51	10.884	44.155		12.897	NO
4	25 PFUdA	563.0 > 518.9	9863.7	13073.9	0.248	5.52	5.53	9.431	35.421		14.587	NO
5	26 PFDS	598.8 > 80	1917.8	13073.9	0.248	5.57	5.57	1.834	49.709		2.077	NO
6	27 PFDoA	612.9 > 569.0	11700.9	14191.3	0.248	5.81	5.81	10.306	34.660		10.032	NO
7	29 PFTrDA	662.9 > 618.9	15405.3	14191.3	0.248	6.06	6.07	13.569	42.611		41.462	YES
8	30 PFTeDA	712.9 > 668.8	12471.9	13544.8	0.248	6.29	6.29	11.510	37.645		13.891	NO

Dataset: Z:\Projects\PFAS.PRO\Results\180525M1\180525M1-17.qld

MM 6/5/2018

Last Altered: Tuesday, June 05, 2018 11:05:46 Pacific Daylight Time

Printed: Tuesday, June 05, 2018 11:06:57 Pacific Daylight Time

Method: Z:\Projects\PFAS.PRO\MethDB\PFAS_FULL_80C_052518.mdb 26 May 2018 14:09:10

Calibration: Z:\Projects\PFAS.PRO\CurveDB\C18_VAL-PFAS_Q4_05-25-18.cdb 26 May 2018 15:24:47

Name: 180525M1_17, Date: 25-May-2018, Time: 17:44:21, ID: B8E0038-MSD1 Matrix Spike Dup 0.24797, Description: Matrix Spike Dup

	# Name	Trace	Area	IS Area	wt/vol	RRF M...	Pred.RT	RT	Response	Conc.	%Rec	Ion Ratio	Ratio Out?
1	36	13C3-PFBA	216.1 > 171.8	5132.3	6050.8	0.248	0.874	1.38	1.39	10.603	48.908	97.0	
2	37	13C3-PFPeA	266. > 221.8	7794.5	10011.5	0.248	0.834	2.37	2.37	9.732	47.040	93.3	
3	38	13C3-PFBS	302. > 98.8	1157.4	10011.5	0.248	0.101	2.65	2.66	1.445	57.887	114.8	
4	40	13C2-PFHxA	315 > 269.8	2852.6	10011.5	0.248	0.731	3.17	3.17	3.562	19.646	97.4	
5	41	13C4-PFHpA	367.2 > 321.8	8039.7	10011.5	0.248	0.820	3.81	3.82	10.038	49.377	98.0	
6	42	18O2-PFHxS	403.0 > 102.6	951.4	2448.9	0.248	0.429	3.97	3.97	4.856	45.617	90.5	
7	43	13C2-6:2 FTS	429.1 > 408.9	2899.6	12167.5	0.248	0.235	4.30	4.30	2.979	51.096	101.4	
8	44	13C2-PFOA	414.9 > 369.7	11888.1	12167.5	0.248	1.222	4.35	4.36	12.213	40.292	79.9	
9	45	13C5-PFNA	468.2 > 422.9	9273.0	12979.7	0.248	0.950	4.81	4.81	8.930	37.903	75.2	
10	46	13C8-PFOSA	506.1 > 77.7	1709.4	17161.4	0.248	0.190	4.87	4.87	1.245	26.463	52.5	
11	47	13C8-PFOS	507.0 > 79.9	2541.2	2705.9	0.248	1.018	4.89	4.89	11.739	46.521	92.3	
12	48	13C2-PFDA	515.1 > 469.9	10515.9	14709.2	0.248	1.175	5.19	5.19	8.937	30.661	60.8	
13	49	13C2-8:2 FTS	529.1 > 508.7	2494.4	10011.5	0.248	0.245	5.16	5.16	3.114	51.191	101.6	
14	50	d3-N-MeFOSAA	573.3 > 419	2782.6	17161.4	0.248	0.202	5.34	5.34	2.027	40.552	80.4	
15	51	d5-N-EtFOSAA	589.3 > 419	3582.0	17161.4	0.248	0.242	5.50	5.50	2.609	43.423	86.1	
16	52	13C2-PFUdA	565 > 519.8	13073.9	17161.4	0.248	1.062	5.52	5.52	9.523	36.174	71.8	
17	53	13C2-PFDoA	615.0 > 569.7	14191.3	14709.2	0.248	1.048	5.81	5.81	12.060	46.427	92.1	
18	55	13C2-PFTeDA	714.8 > 669.6	13544.8	17161.4	0.248	0.871	6.29	6.29	9.866	45.676	90.6	
19	60	13C4-PFBA	217. > 171.8	6050.8	6050.8	0.248	1.000	1.38	1.39	12.500	50.409	100.0	
20	61	13C5-PFHxA	318 > 272.9	10011.5	10011.5	0.248	1.000	3.17	3.17	12.500	50.409	100.0	
21	62	13C3-PFHxS	401.9 > 79.9	2448.9	2448.9	0.248	1.000	3.97	3.97	12.500	50.409	100.0	
22	63	13C8-PFOA	421.3 > 376	12167.5	12167.5	0.248	1.000	4.35	4.36	12.500	50.409	100.0	
23	64	13C9-PFNA	472.2 > 426.9	12979.7	12979.7	0.248	1.000	4.80	4.81	12.500	50.409	100.0	
24	65	13C4-PFOS	503 > 79.9	2705.9	2705.9	0.248	1.000	4.89	4.89	12.500	50.409	100.0	
25	66	13C6-PFDA	519.1 > 473.7	14709.2	14709.2	0.248	1.000	5.19	5.19	12.500	50.409	100.0	
26	67	13C7-PFUdA	570.1 > 524.8	17161.4	17161.4	0.248	1.000	5.52	5.52	12.500	50.409	100.0	
27	68	Total PFHxS	398.9 > 79.6	1304.5	951.4	0.248		4.05		17.139	40.789		
28	69	Total PFOA	413 > 368.7	33253.4	11888.1	0.248		4.30		34.965	142.660		
29	70	Total PFOS	499.1 > 79.9	2166.9	2541.2	0.248		4.90		10.659	48.693		
30	71	Total N-MeFOSAA	570.1 > 419	4274.6	2782.6	0.248		5.55		19.202	44.024		
31	72	Total N-EtFOSAA	584.2 > 419	3118.9	3582.0	0.248		5.70		10.884	44.155		

Dataset: Z:\Projects\PFAS.PRO\Results\180525M1\180525M1-17.qld

MM 6/5/2018

Last Altered: Tuesday, June 05, 2018 11:05:46 Pacific Daylight Time

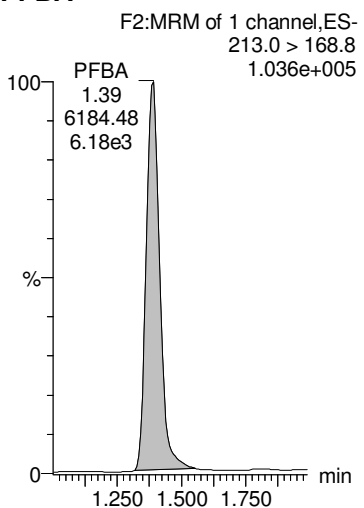
Printed: Tuesday, June 05, 2018 11:06:57 Pacific Daylight Time

Method: Z:\Projects\PFAS.PRO\MethDB\PFAS_FULL_80C_052518.mdb 26 May 2018 14:09:10

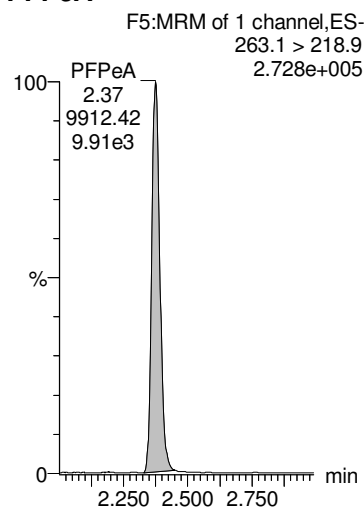
Calibration: Z:\Projects\PFAS.PRO\CurveDB\C18_VAL-PFAS_Q4_05-25-18.cdb 26 May 2018 15:24:47

Name: 180525M1_17, Date: 25-May-2018, Time: 17:44:21, ID: B8E0038-MSD1 Matrix Spike Dup 0.24797, Description: Matrix Spike Dup

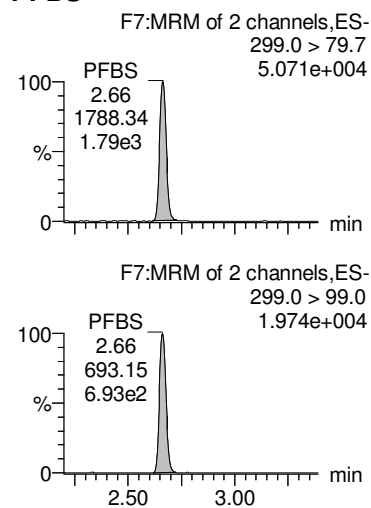
PFBA



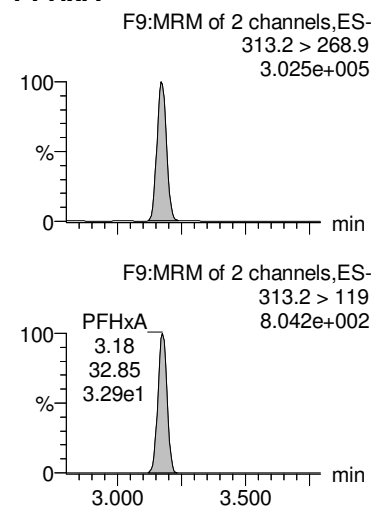
PFPeA



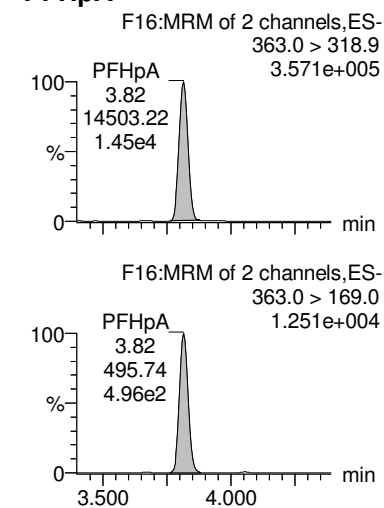
PFBS



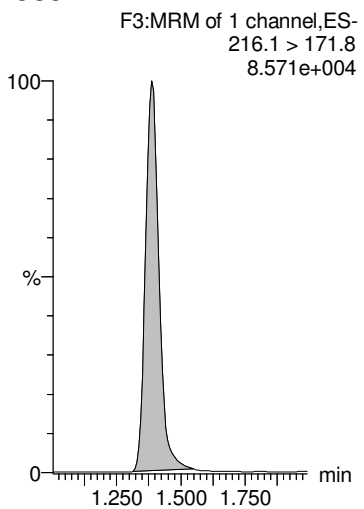
PFHxA



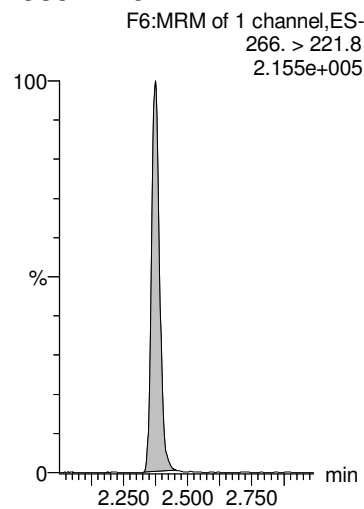
PFHpA



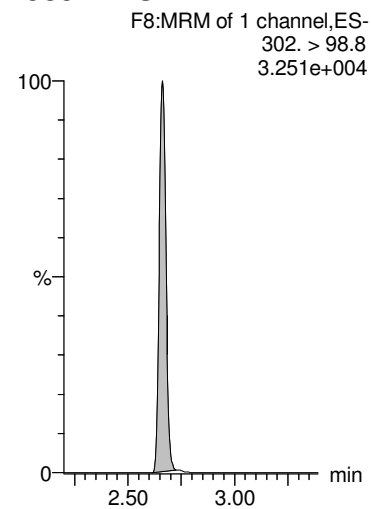
13C3-PFBA



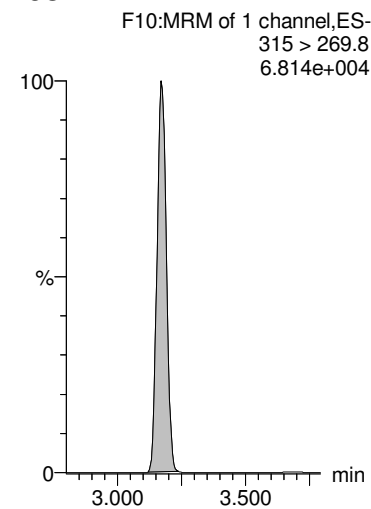
13C3-PFPeA



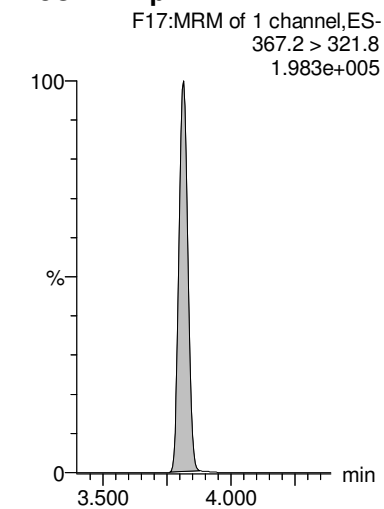
13C3-PFBS



13C2-PFHxA



13C4-PFHpA

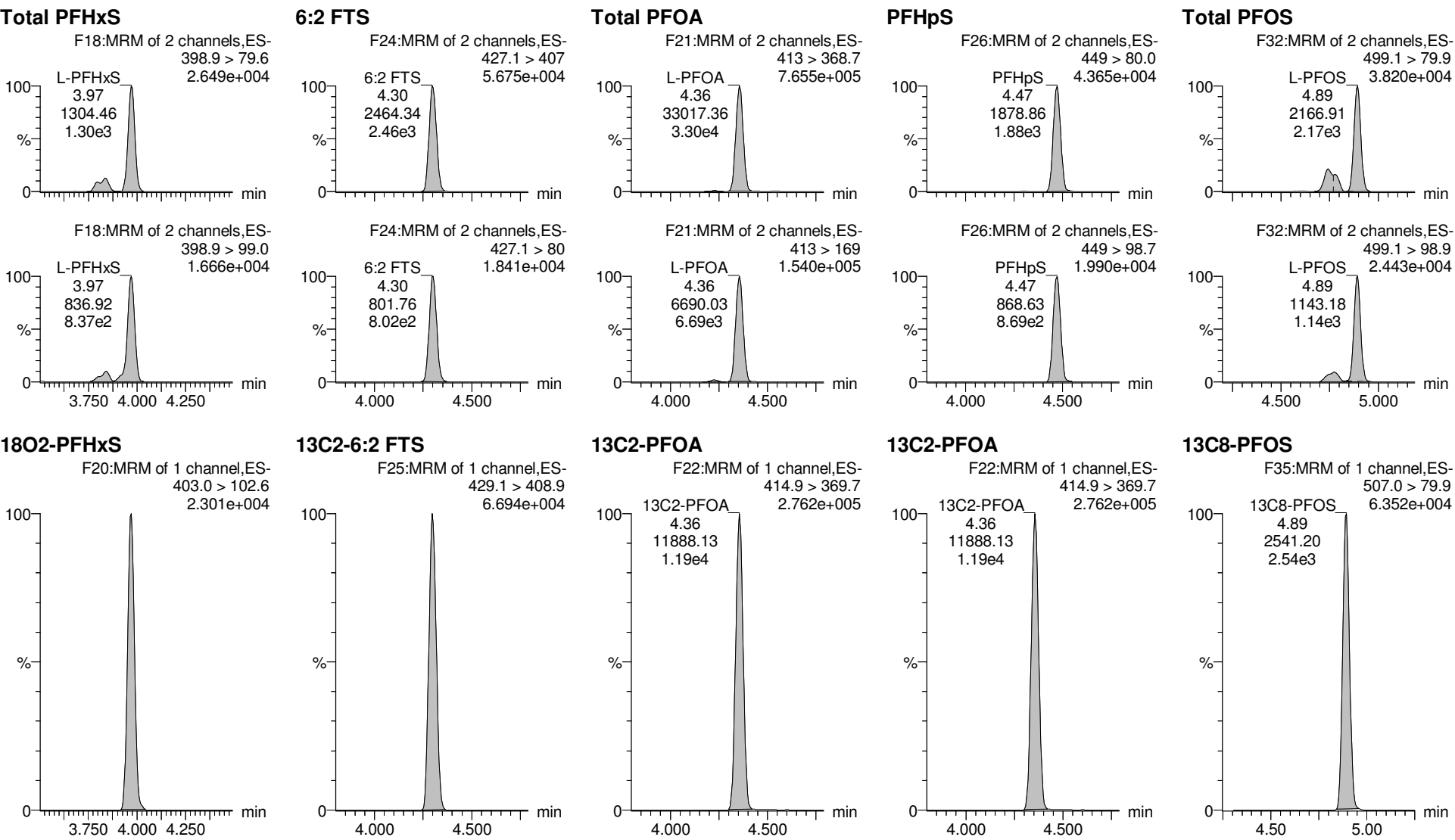


Dataset: Z:\Projects\PFAS.PRO\Results\180525M1\180525M1-17.qld

MM 6/5/2018

Last Altered: Tuesday, June 05, 2018 11:05:46 Pacific Daylight Time
 Printed: Tuesday, June 05, 2018 11:06:57 Pacific Daylight Time



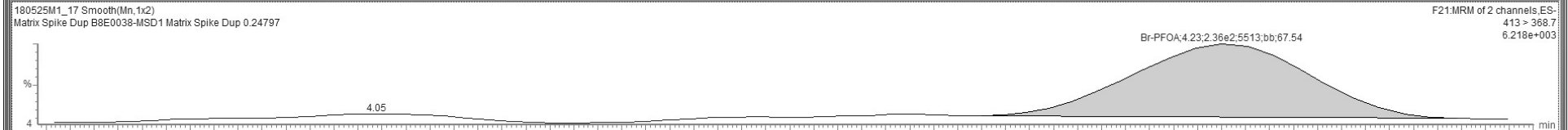
Name: 180525M1_17, Date: 25-May-2018, Time: 17:44:21, ID: B8E0038-MSD1 Matrix Spike Dup 0.24797, Description: Matrix Spike Dup



TargetLynx XS - 18025M1-17 (Read Only) - [Chromatogram]

180525M1_17 - B8E0038-MSD1 Matrix Spike Dup 0.24797 - Matrix Spike Dup

Name	Conc.	DL	%Rec	EMPC	Abs Resp	RRF	RT	#	IS#	RA	Y/N	RRT	Acq.Date	Acq.Time	1 st Chr.Noise	ID	Sample Text	Factor1	SW#	Cal File	
1	PFBA	56.328722	0.0000...		6.184e3		1.39	1	36			1.003	25-May-18	17:44:21		B8E0038-M...	Matrix Spike Dup	0.0	0.24797	C18_V...	
2	PFPeA	64.564386	0.0000...		9.912e3		2.37	2	37			1.000	25-May-18	17:44:21		B8E0038-M...	Matrix Spike Dup	0.0	0.24797	C18_V...	
3	PFBS	40.362238	0.0179		1.788e3		2.66	3	38	2.580	NO	1.001	25-May-18	17:44:21	1.000	B8E0038-M...	Matrix Spike Dup	0.0	0.24797	C18_V...	
4	4:2 FTS	34.232146	0.0807		1.775e3		3.08	4	39	1.618	NO	1.000	25-May-18	17:44:21	12.829	B8E0038-M...	Matrix Spike Dup	0.0	0.24797	C18_V...	
5	PFHxA	62.639553	0.0000...		1.287e4		3.17	5	40	391.7...	NO	1.000	25-May-18	17:44:21		1.000	B8E0038-M...	Matrix Spike Dup	0.0	0.24797	C18_V...
6	PFPeS	39.868561	0.175		1.678e3		3.38	6	38	1.761	NO	1.269	25-May-18	17:44:21		1.000	B8E0038-M...	Matrix Spike Dup	0.0	0.24797	C18_V...
7	PFHpA	77.264664	0.0000...		1.450e4		3.82	7	41	29.256	NO	1.000	25-May-18	17:44:21		1.000	B8E0038-M...	Matrix Spike Dup	0.0	0.24797	C18_V...
8	L-PFHxS	40.788529	0.0139		1.304e3		3.97	8	42	1.559	NO	1.000	25-May-18	17:44:21		1.000	B8E0038-M...	Matrix Spike Dup	0.0	0.24797	C18_V...
9	Br-PFHxS		0.0139					9	42				25-May-18	17:44:21		1.000	B8E0038-M...	Matrix Spike Dup	0.0	0.24797	C18_V...
10	6:2 FTS	42.313739	0.0000...		2.464e3		4.30	10	43	3.074	NO	0.000	25-May-18	17:44:21		1.000	B8E0038-M...	Matrix Spike Dup	0.0	0.24797	C18_V...
11	L-PFOA	141.67309	0.0232		3.302e4		4.36	11	44	4.935	NO	0.000	25-May-18	17:44:21		1.000	B8E0038-M...	Matrix Spike Dup	0.0	0.24797	C18_V...
12	Br-PFOA	0.98650257	0.0232		2.361e2		4.23	12	44	2.028	NO	0.000	25-May-18	17:44:21		1.000	B8E0038-M...	Matrix Spike Dup	0.0	0.24797	C18_V...
13	PFHpS	49.471009	0.0849		1.879e3		4.47	13	44	2.163	NO	0.000	25-May-18	17:44:21		1.000	B8E0038-M...	Matrix Spike Dup	0.0	0.24797	C18_V...
14	PFNA	95.315646	0.0000...		2.123e4		4.81	14	45	5.488	NO	0.000	25-May-18	17:44:21		1.000	B8E0038-M...	Matrix Spike Dup	0.0	0.24797	C18_V...
15	PFOSA	37.383267	0.0000...		1.134e3		4.87	15	46	21.413	NO	0.000	25-May-18	17:44:21		1.000	B8E0038-M...	Matrix Spike Dup	0.0	0.24797	C18_V...
16	L-PFOS	48.692820	0.0000...		2.167e3		4.89	16	47	1.895	NO	0.000	25-May-18	17:44:21		1.000	B8E0038-M...	Matrix Spike Dup	0.0	0.24797	C18_V...
17	Br-PFOS						17	47					25-May-18	17:44:21		1.000	B8E0038-M...	Matrix Spike Dup	0.0	0.24797	C18_V...
18	PFDA	45.442137	0.203		9.615e3		5.20	18	48	6.788	NO	0.000	25-May-18	17:44:21		1.000	B8E0038-M...	Matrix Spike Dup	0.0	0.24797	C18_V...
19	8:2 FTS	35.981405	0.0710		2.380e3		5.16	19	49	2.608	NO	0.000	25-May-18	17:44:21		1.000	B8E0038-M...	Matrix Spike Dup	0.0	0.24797	C18_V...
20	PFNS	40.583514	0.0000...		1.583e3		5.26	20	47	1.970	NO	0.000	25-May-18	17:44:21		1.000	B8E0038-M...	Matrix Spike Dup	0.0	0.24797	C18_V...
21	L-MeFOSAA	44.023756	0.179		4.275e3		5.35	21	50	16.266	NO	0.000	25-May-18	17:44:21		1.000	B8E0038-M...	Matrix Spike Dup	0.0	0.24797	C18_V...
22	Br-MeFOSAA						22	50					25-May-18	17:44:21		1.000	B8E0038-M...	Matrix Spike Dup	0.0	0.24797	C18_V...
23	L-ETFOSAA	44.155493	0.0442		3.119e3		5.51	23	51	12.897	NO	0.000	25-May-18	17:44:21		1.000	B8E0038-M...	Matrix Spike Dup	0.0	0.24797	C18_V...
24	Br-ETFOSAA						24	51					25-May-18	17:44:21		1.000	B8E0038-M...	Matrix Spike Dup	0.0	0.24797	C18_V...
25	PFUDA	35.421117	0.111		9.864e3		5.53	25	52	14.587	NO	0.000	25-May-18	17:44:21		1.000	B8E0038-M...	Matrix Spike Dup	0.0	0.24797	C18_V...
26	PFDS	49.708839	0.510		1.918e3		5.57	26	52	2.077	NO	0.000	25-May-18	17:44:21		1.000	B8E0038-M...	Matrix Spike Dup	0.0	0.24797	C18_V...
27	PFDA	34.659693	0.0000		1.170e4		5.81	27	53	10.032	NO	0.000	25-May-18	17:44:21		1.000	B8E0038-M...	Matrix Spike Dup	0.0	0.24797	C18_V...



Dataset: Z:\Projects\PFAS.PRO\Results\180525M1\180525M1-17.qld

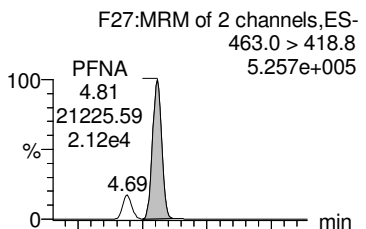
MM 6/5/2018

Last Altered: Tuesday, June 05, 2018 11:05:46 Pacific Daylight Time

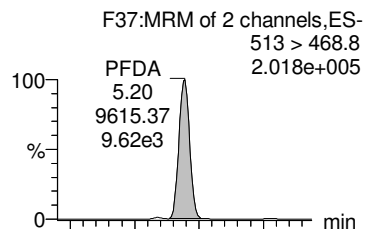
Printed: Tuesday, June 05, 2018 11:06:57 Pacific Daylight Time

Name: 180525M1_17, Date: 25-May-2018, Time: 17:44:21, ID: B8E0038-MSD1 Matrix Spike Dup 0.24797, Description: Matrix Spike Dup

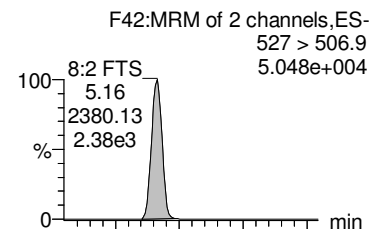
PFNA



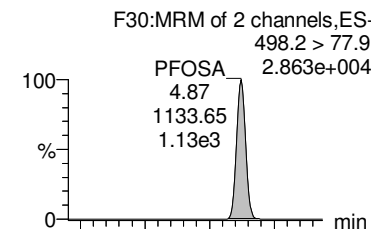
PFDA



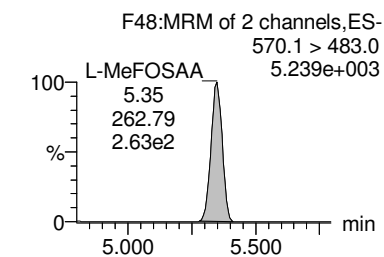
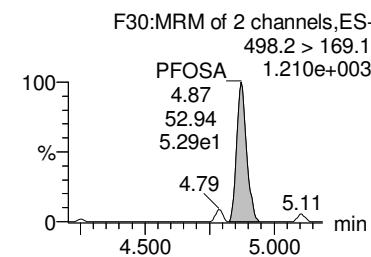
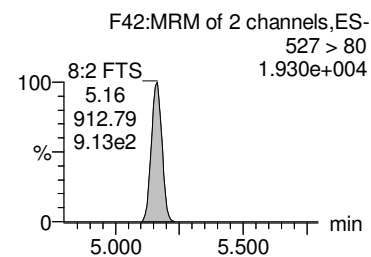
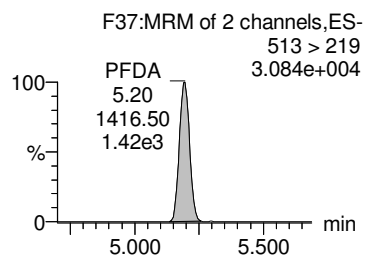
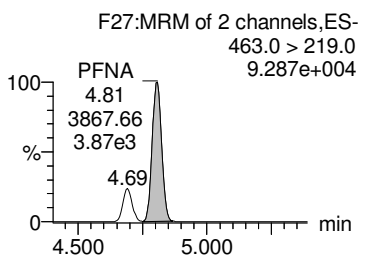
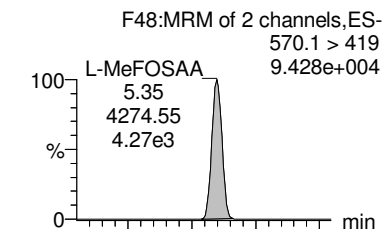
8:2 FTS



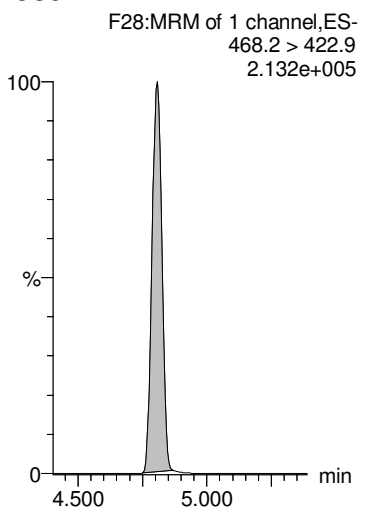
PFOSA



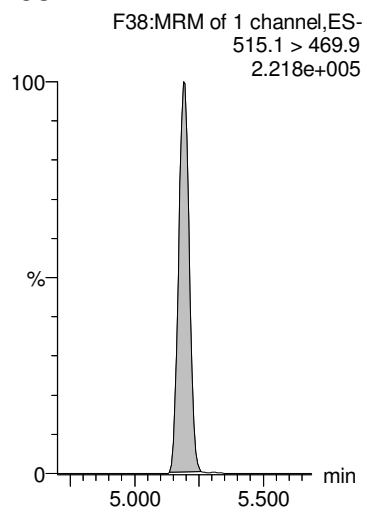
Total N-MeFOSAA



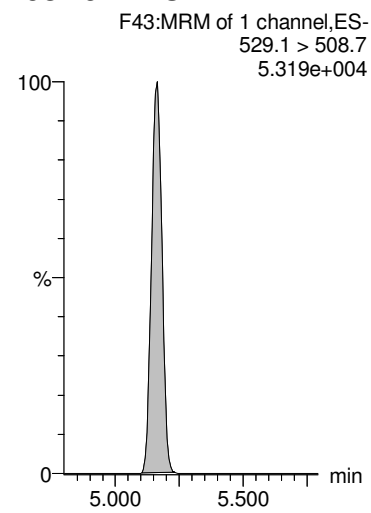
13C5-PFNA



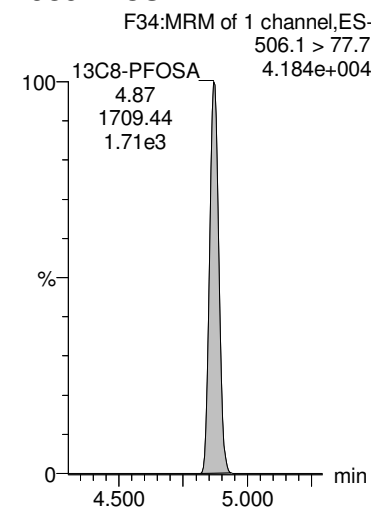
13C2-PFDA



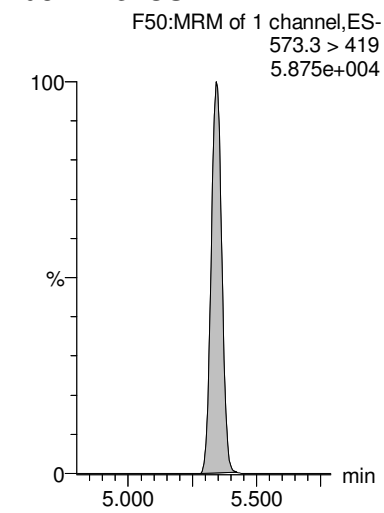
13C2-8:2 FTS



13C8-PFOSA



d3-N-MeFOSAA



Dataset: Z:\Projects\PFAS.PRO\Results\180525M1\180525M1-17.qld

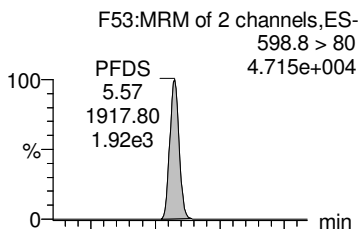
MM 6/5/2018

Last Altered: Tuesday, June 05, 2018 11:05:46 Pacific Daylight Time

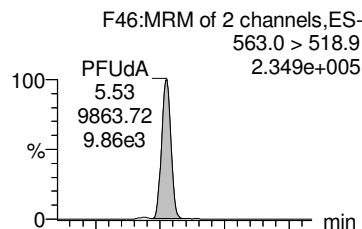
Printed: Tuesday, June 05, 2018 11:06:57 Pacific Daylight Time

Name: 180525M1_17, Date: 25-May-2018, Time: 17:44:21, ID: B8E0038-MSD1 Matrix Spike Dup 0.24797, Description: Matrix Spike Dup

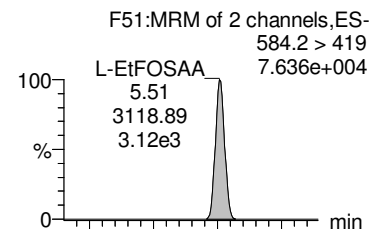
PFDS



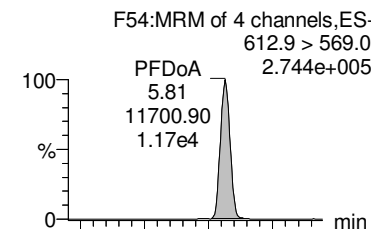
PFUdA



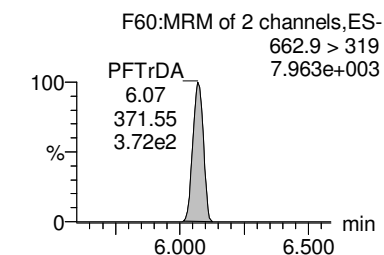
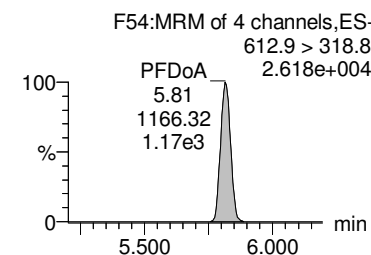
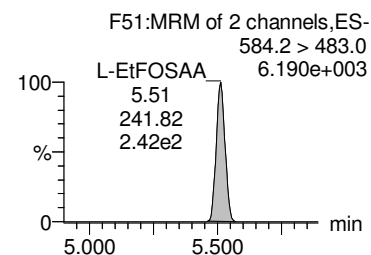
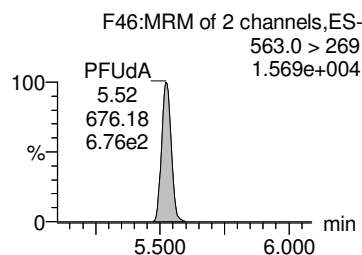
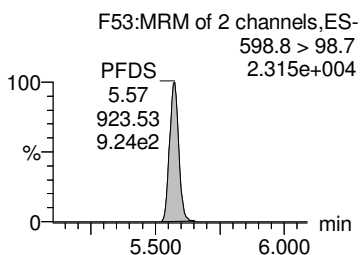
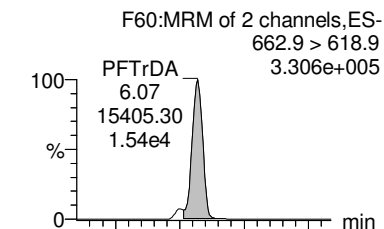
Total N-EtFOSAA



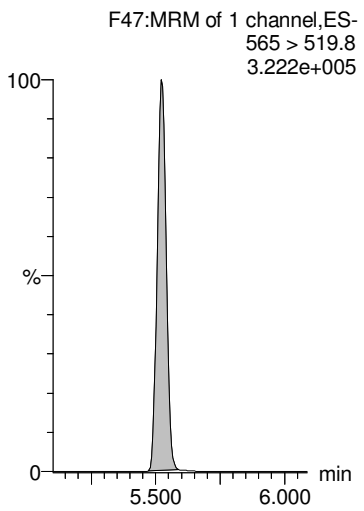
PFDaA



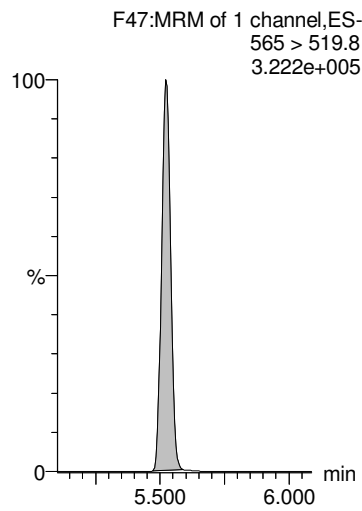
PFTTrDA



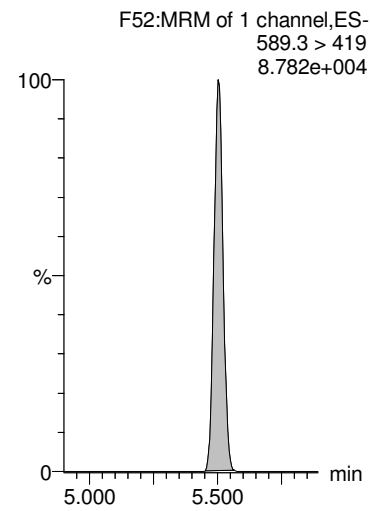
13C2-PFUdA



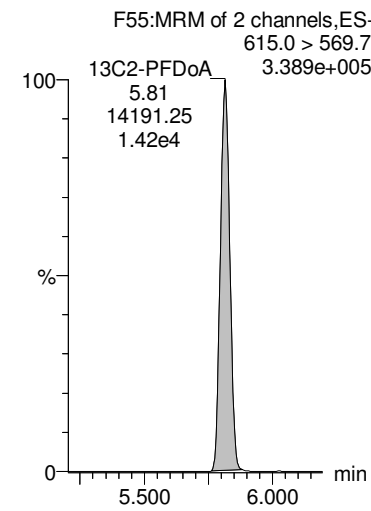
13C2-PFUdA



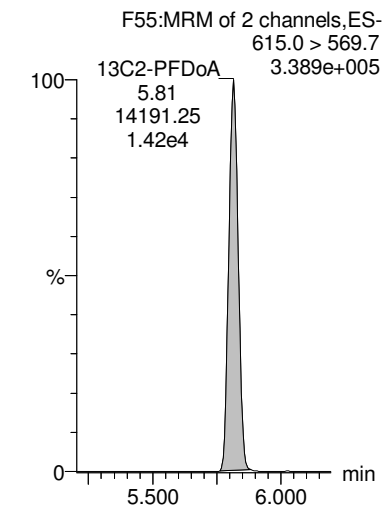
d5-N-EtFOSAA



13C2-PFDaA



13C2-PFDaA



Dataset: Z:\Projects\PFAS.PRO\Results\180525M1\180525M1-17.qld

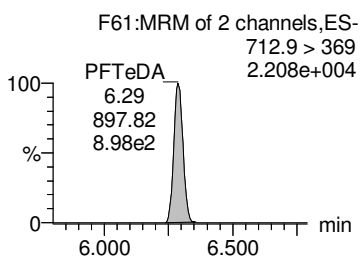
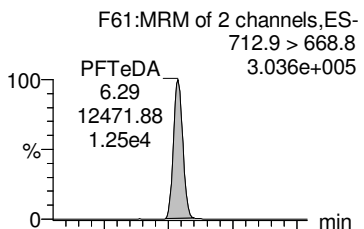
MM 6/5/2018

Last Altered: Tuesday, June 05, 2018 11:05:46 Pacific Daylight Time

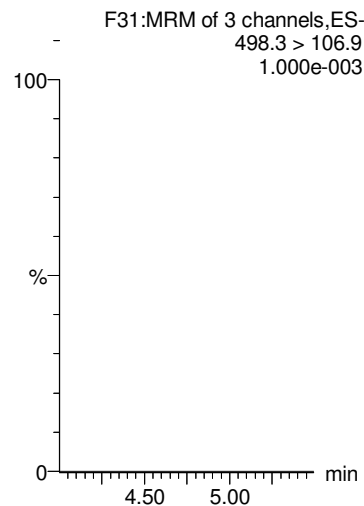
Printed: Tuesday, June 05, 2018 11:06:57 Pacific Daylight Time

Name: 180525M1_17, Date: 25-May-2018, Time: 17:44:21, ID: B8E0038-MSD1 Matrix Spike Dup 0.24797, Description: Matrix Spike Dup

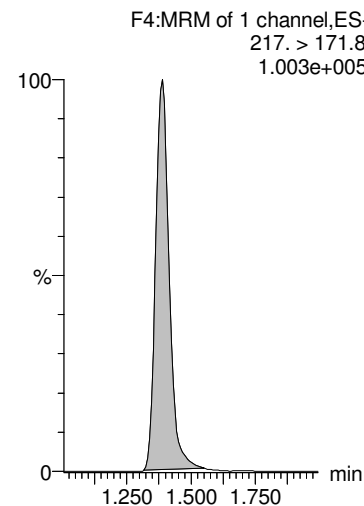
PFTeDA



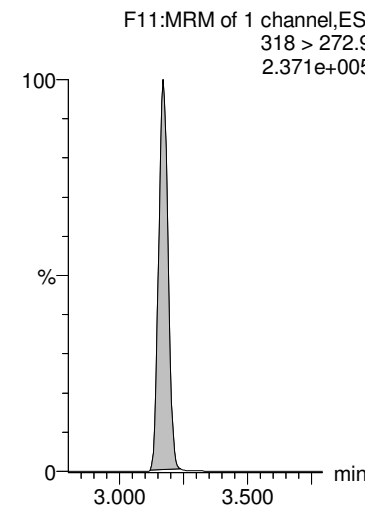
TCDA



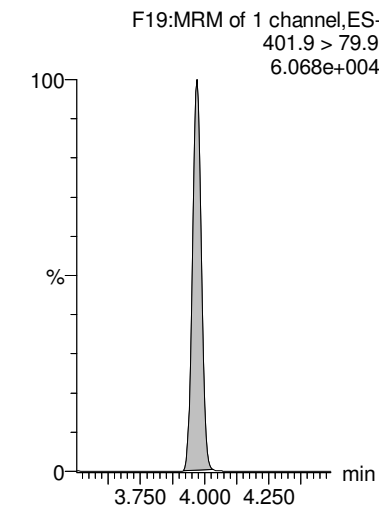
13C4-PFBA



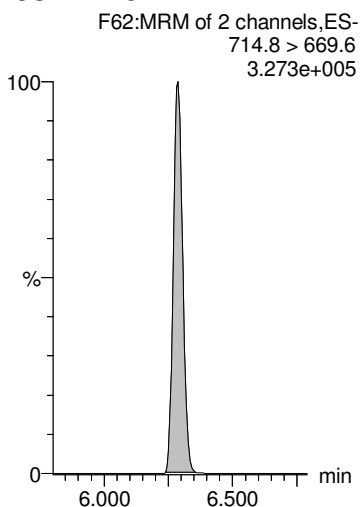
13C5-PFHxA



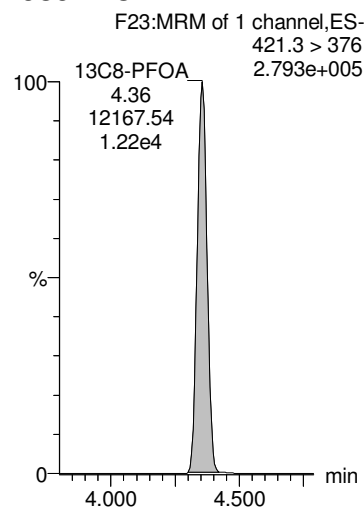
13C3-PFHxS



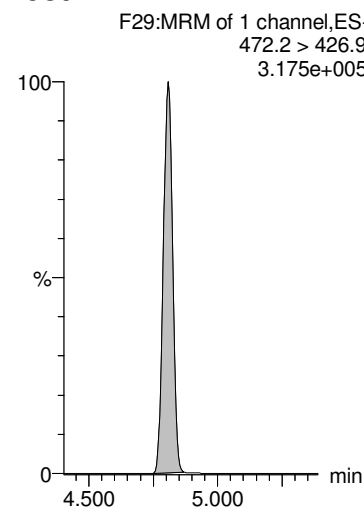
13C2-PFTeDA



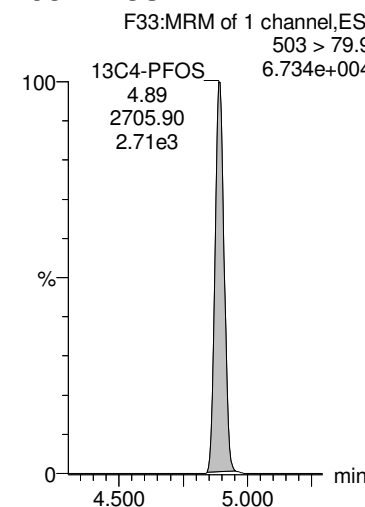
13C8-PFOA



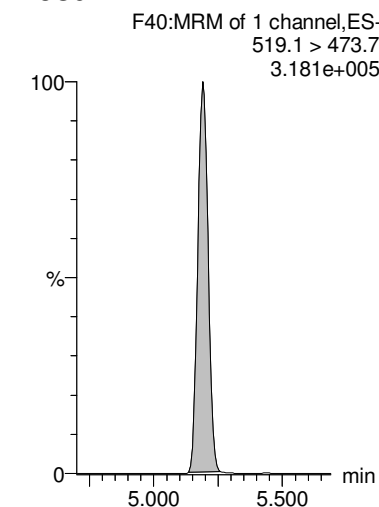
13C9-PFNA



13C4-PFOS



13C6-PFDA



Dataset: Z:\Projects\PFAS.PRO\Results\180525M1\180525M1-17.qld

MM 6/5/2018

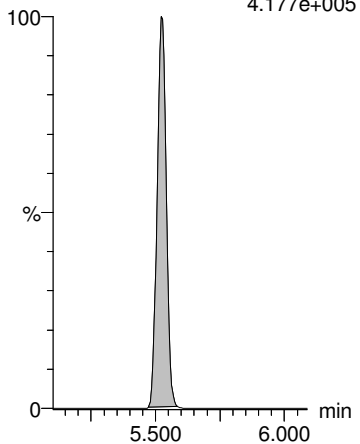
Last Altered: Tuesday, June 05, 2018 11:05:46 Pacific Daylight Time

Printed: Tuesday, June 05, 2018 11:06:57 Pacific Daylight Time

Name: 180525M1_17, Date: 25-May-2018, Time: 17:44:21, ID: B8E0038-MSD1 Matrix Spike Dup 0.24797, Description: Matrix Spike Dup

13C7-PFUdA

F49:MRM of 1 channel,ES-
570.1 > 524.8
4.177e+005



Dataset: Z:\Projects\PFAS.PRO\Results\180525M1\180525M1-21.qld

MM 6/5/2018

Last Altered: Tuesday, June 05, 2018 12:09:04 Pacific Daylight Time

Printed: Tuesday, June 05, 2018 12:09:56 Pacific Daylight Time

Method: Z:\Projects\PFAS.PRO\MethDB\PFAS_FULL_80C_052518.mdb 26 May 2018 14:09:10

Calibration: Z:\Projects\PFAS.PRO\CurveDB\C18_VAL-PFAS_Q4_05-25-18.cdb 26 May 2018 15:24:47

Name: 180525M1_21, Date: 25-May-2018, Time: 18:29:56, ID: 1800802-03 BPS1-TT-MW309S-20180425 0.24996, Description: BPS1-TT-MW309S-20180425

	# Name	Trace	Area	IS Area	wt/vol RRF M...	Pred.RT	RT	Response	Conc.	%Rec	Ion Ratio	Ratio Out?
1	1 PFBA	213.0 > 168.8	3831.5	4989.0	0.250	1.39	1.39	9.600	35.609			
2	2 PFPeA	263.1 > 218.9	18551.1	7428.3	0.250	2.37	2.38	31.217	125.899			
3	3 PFBS	299.0 > 79.7	68.7	1126.1	0.250	2.66	2.67	0.763	1.553		2.691	NO
4	5 PFHxA	313.2 > 268.9	15881.0	2633.8	0.250	3.17	3.17	30.148	83.095		269.626	NO
5	7 PFHpA	363.0 > 318.9	18275.2	7941.8	0.250	3.82	3.82	28.764	97.840		29.435	NO
6	8 L-PFHxS	398.9 > 79.6	77.2	945.6	0.250	4.02	3.97	1.021	2.420		2.111	YES
7	10 6:2 FTS	427.1 > 407	100.0	2465.8	0.250	4.30	4.29	0.507	1.775		2.981	NO
8	11 L-PFOA	413 > 368.7	12039.3	12460.1	0.250	4.40	4.36	12.078	48.489		5.142	NO
9	13 PFHpS	449 > 80.0		12460.1	0.250	4.46						
10	14 PFNA	463.0 > 418.8	425.5	10726.9	0.250	4.81	4.80	0.496	1.526		10.181	YES
11	15 PFOSA	498.2 > 77.9		1595.3	0.250	4.87						
12	16 L-PFOS	499.1 > 79.9	393.7	2380.7	0.250	4.92	4.89	2.067	9.345		2.395	NO
13	18 PFDA	513 > 468.8	434.7	10681.5	0.250	5.19	5.19	0.509	2.168		12.237	YES

Dataset: Z:\Projects\PFAS.PRO\Results\180525M1\180525M1-21.qld

MM 6/5/2018

Last Altered: Tuesday, June 05, 2018 12:09:04 Pacific Daylight Time

Printed: Tuesday, June 05, 2018 12:10:05 Pacific Daylight Time

Method: Z:\Projects\PFAS.PRO\MethDB\PFAS_FULL_80C_052518.mdb 26 May 2018 14:09:10

Calibration: Z:\Projects\PFAS.PRO\CurveDB\C18_VAL-PFAS_Q4_05-25-18.cdb 26 May 2018 15:24:47

Name: 180525M1_21, Date: 25-May-2018, Time: 18:29:56, ID: 1800802-03 BPS1-TT-MW309S-20180425 0.24996, Description: BPS1-TT-MW309S-20180425

	# Name	Trace	Area	IS Area	wt/vol RRF M...	Pred.RT	RT	Response	Conc.	%Rec	Ion Ratio	Ratio Out?
1	19 8:2 FTS	527 > 506.9		2116.0	0.250	5.16						
2	21 L-MeFOSAA	570.1 > 419		2240.8	0.250	5.35						
3	23 L-EtFOSAA	584.2 > 419		3224.1	0.250	5.51						
4	25 PFUdA	563.0 > 518.9		12150.7	0.250	5.52						
5	26 PFDS	598.8 > 80		12150.7	0.250	5.57						
6	27 PFDoA	612.9 > 569.0		12253.7	0.250	5.81						
7	29 PFTrDA	662.9 > 618.9		12253.7	0.250	6.06						
8	30 PFTeDA	712.9 > 668.8		10363.6	0.250	6.29						

Dataset: Z:\Projects\PFAS.PRO\Results\180525M1\180525M1-21.qld

MM 6/5/2018

Last Altered: Tuesday, June 05, 2018 12:09:04 Pacific Daylight Time

Printed: Tuesday, June 05, 2018 12:10:22 Pacific Daylight Time

Method: Z:\Projects\PFAS.PRO\MethDB\PFAS_FULL_80C_052518.mdb 26 May 2018 14:09:10

Calibration: Z:\Projects\PFAS.PRO\CurveDB\C18_VAL-PFAS_Q4_05-25-18.cdb 26 May 2018 15:24:47

Name: 180525M1_21, Date: 25-May-2018, Time: 18:29:56, ID: 1800802-03 BPS1-TT-MW309S-20180425 0.24996, Description: BPS1-TT-MW309S-20180425

	# Name	Trace	Area	IS Area	wt/vol	RRF M...	Pred.RT	RT	Response	Conc.	%Rec	Ion Ratio	Ratio Out?
1	36	13C3-PFBA	216.1 > 171.8	4989.0	5953.3	0.250	0.874	1.38	1.39	10.475	47.936	95.9	
2	37	13C3-PFPeA	266. > 221.8	7428.3	10136.4	0.250	0.834	2.37	2.37	9.160	43.925	87.8	
3	38	13C3-PFBS	302. > 98.8	1126.1	10136.4	0.250	0.101	2.65	2.66	1.389	55.186	110.4	
4	40	13C2-PFHxA	315 > 269.8	2633.8	10136.4	0.250	0.731	3.17	3.17	3.248	17.773	88.9	
5	41	13C4-PFHpA	367.2 > 321.8	7941.8	10136.4	0.250	0.820	3.81	3.82	9.794	47.792	95.6	
6	42	18O2-PFHxS	403.0 > 102.6	945.6	2485.9	0.250	0.429	3.97	3.97	4.755	44.311	88.6	
7	43	13C2-6:2 FTS	429.1 > 408.9	2465.8	11437.0	0.250	0.235	4.30	4.30	2.695	45.859	91.7	
8	44	13C2-PFOA	414.9 > 369.7	12460.1	11437.0	0.250	1.222	4.35	4.36	13.618	44.570	89.1	
9	45	13C5-PFNA	468.2 > 422.9	10726.9	14227.8	0.250	0.950	4.81	4.81	9.424	39.682	79.4	
10	46	13C8-PFOSA	506.1 > 77.7	1595.3	17491.6	0.250	0.190	4.87	4.87	1.140	24.037	48.1	
11	47	13C8-PFOS	507.0 > 79.9	2380.7	2639.7	0.250	1.018	4.89	4.89	11.274	44.321	88.6	
12	48	13C2-PFDA	515.1 > 469.9	10681.5	14504.5	0.250	1.175	5.19	5.19	9.205	31.332	62.7	
13	49	13C2-8:2 FTS	529.1 > 508.7	2116.0	10136.4	0.250	0.245	5.16	5.16	2.609	42.549	85.1	
14	50	d3-N-MeFOSAA	573.3 > 419	2240.8	17491.6	0.250	0.202	5.34	5.35	1.601	31.784	63.6	
15	51	d5-N-EtFOSAA	589.3 > 419	3224.1	17491.6	0.250	0.242	5.50	5.50	2.304	38.041	76.1	
16	52	13C2-PFUdA	565 > 519.8	12150.7	17491.6	0.250	1.062	5.52	5.53	8.683	32.722	65.4	
17	53	13C2-PFDoA	615.0 > 569.7	12253.7	14504.5	0.250	1.048	5.81	5.81	10.560	40.331	80.6	
18	55	13C2-PFTeDA	714.8 > 669.6	10363.6	17491.6	0.250	0.871	6.29	6.29	7.406	34.015	68.0	
19	60	13C4-PFBA	217. > 171.8	5953.3	5953.3	0.250	1.000	1.38	1.39	12.500	50.008	100.0	
20	61	13C5-PFHxA	318 > 272.9	10136.4	10136.4	0.250	1.000	3.17	3.17	12.500	50.008	100.0	
21	62	13C3-PFHxS	401.9 > 79.9	2485.9	2485.9	0.250	1.000	3.97	3.97	12.500	50.008	100.0	
22	63	13C8-PFOA	421.3 > 376	11437.0	11437.0	0.250	1.000	4.35	4.36	12.500	50.008	100.0	
23	64	13C9-PFNA	472.2 > 426.9	14227.8	14227.8	0.250	1.000	4.80	4.81	12.500	50.008	100.0	
24	65	13C4-PFOS	503 > 79.9	2639.7	2639.7	0.250	1.000	4.89	4.89	12.500	50.008	100.0	
25	66	13C6-PFDA	519.1 > 473.7	14504.5	14504.5	0.250	1.000	5.19	5.19	12.500	50.008	100.0	
26	67	13C7-PFUdA	570.1 > 524.8	17491.6	17491.6	0.250	1.000	5.52	5.53	12.500	50.008	100.0	
27	68	Total PFHxS	398.9 > 79.6	77.2	945.6	0.250		4.05		1.021	2.420		
28	69	Total PFOA	413 > 368.7	13216.8	12460.1	0.250		4.30		13.259	53.201		
29	70	Total PFOS	499.1 > 79.9	393.7	2380.7	0.250		4.90		2.067	9.345		
30	71	Total N-MeFOSAA	570.1 > 419	0.0	2240.8	0.250		5.55		0.000			
31	72	Total N-EtFOSAA	584.2 > 419	0.0	3224.1	0.250		5.70		0.000			

Dataset: Z:\Projects\PFAS.PRO\Results\180525M1\180525M1-21.qld

MM 6/5/2018

Last Altered: Tuesday, June 05, 2018 12:09:04 Pacific Daylight Time

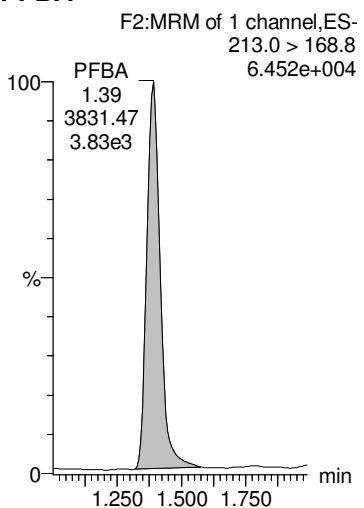
Printed: Tuesday, June 05, 2018 12:10:22 Pacific Daylight Time

Method: Z:\Projects\PFAS.PRO\MethDB\PFAS_FULL_80C_052518.mdb 26 May 2018 14:09:10

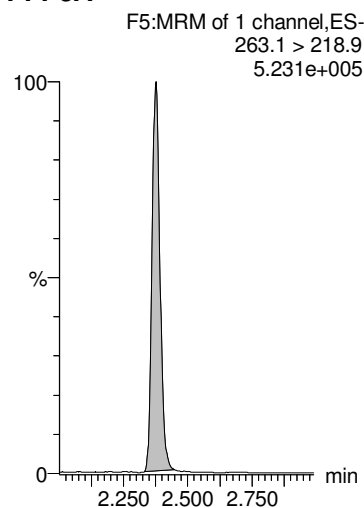
Calibration: Z:\Projects\PFAS.PRO\CurveDB\C18_VAL-PFAS_Q4_05-25-18.cdb 26 May 2018 15:24:47

Name: 180525M1_21, Date: 25-May-2018, Time: 18:29:56, ID: 1800802-03 BPS1-TT-MW309S-20180425 0.24996, Description: BPS1-TT-MW309S-20180425

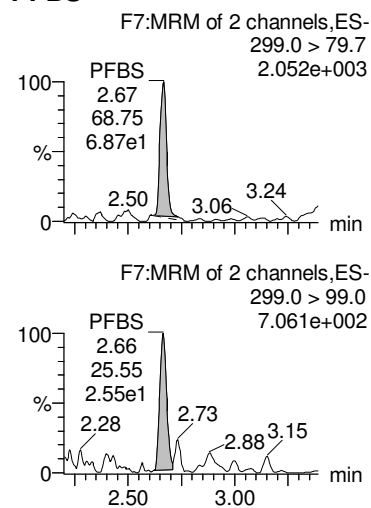
PFBA



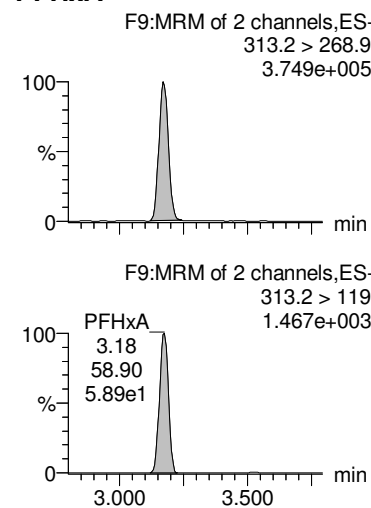
PFPeA



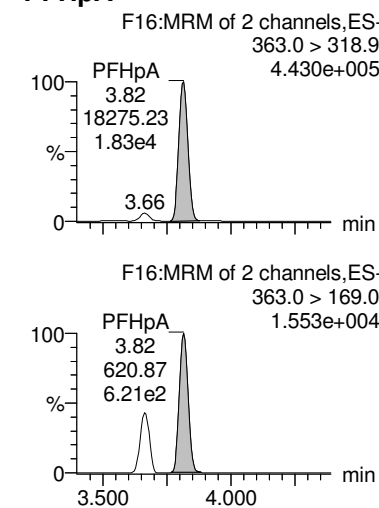
PFBS



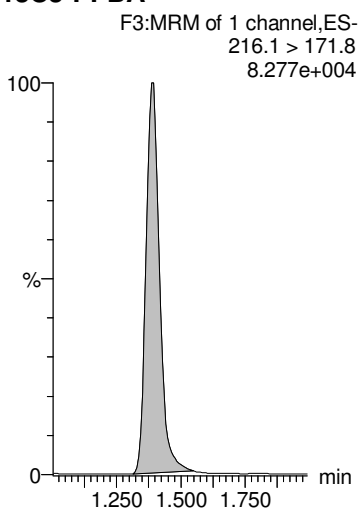
PFHxA



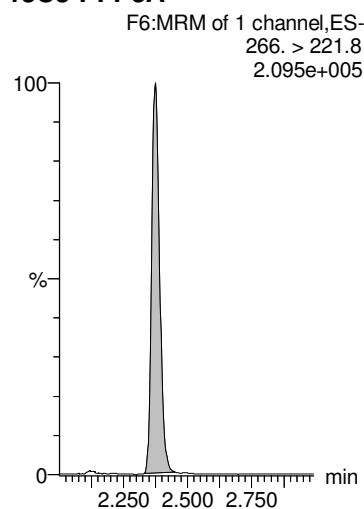
PFHpA



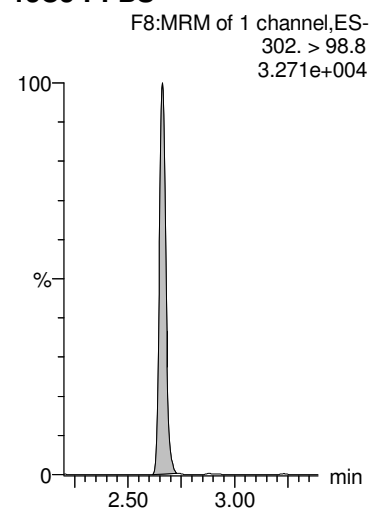
13C3-PFBA



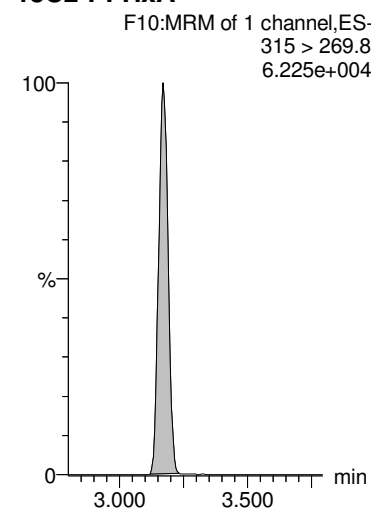
13C3-PFPeA



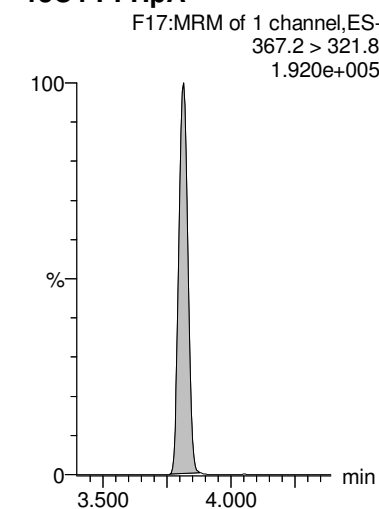
13C3-PFBS



13C2-PFHxA



13C4-PFHpA

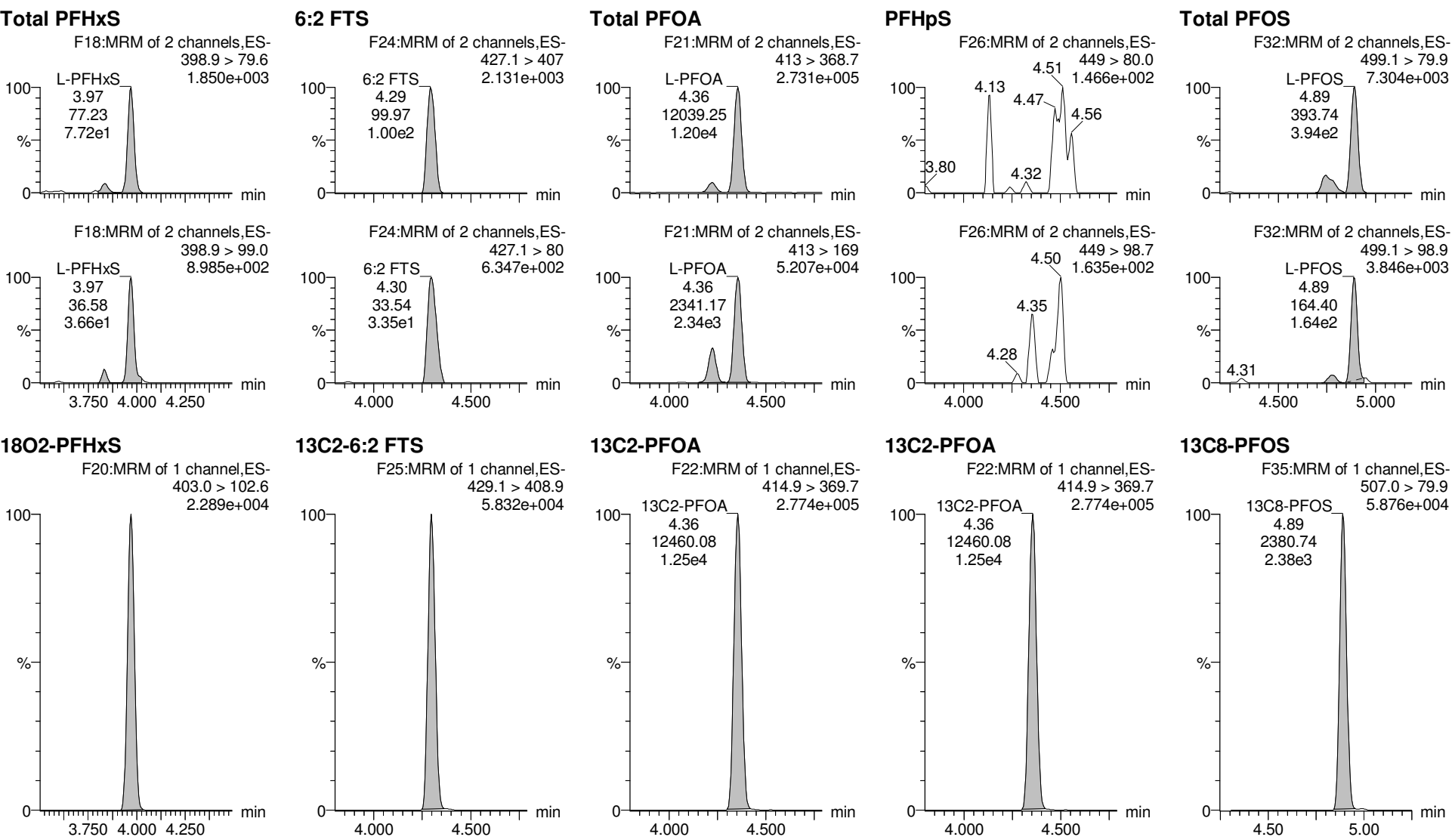


Dataset: Z:\Projects\PFAS.PRO\Results\180525M1\180525M1-21.qld

MM 6/5/2018

Last Altered: Tuesday, June 05, 2018 12:09:04 Pacific Daylight Time
 Printed: Tuesday, June 05, 2018 12:10:22 Pacific Daylight Time

Name: 180525M1_21, Date: 25-May-2018, Time: 18:29:56, ID: 1800802-03 BPS1-TT-MW309S-20180425 0.24996, Description: BPS1-TT-MW309S-20180425



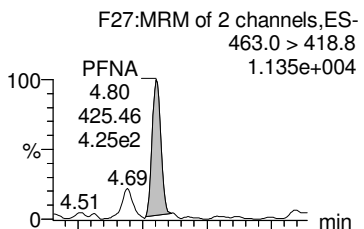
Dataset: Z:\Projects\PFAS.PRO\Results\180525M1\180525M1-21.qld

MM 6/5/2018

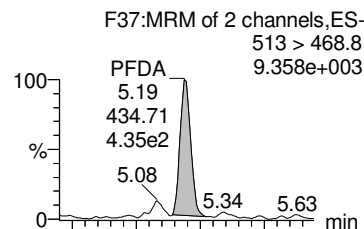
Last Altered: Tuesday, June 05, 2018 12:09:04 Pacific Daylight Time
 Printed: Tuesday, June 05, 2018 12:10:22 Pacific Daylight Time

Name: 180525M1_21, Date: 25-May-2018, Time: 18:29:56, ID: 1800802-03 BPS1-TT-MW309S-20180425 0.24996, Description: BPS1-TT-MW309S-20180425

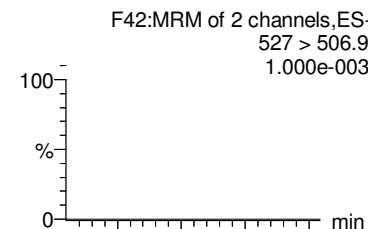
PFNA



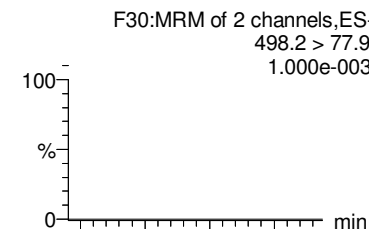
PFDA



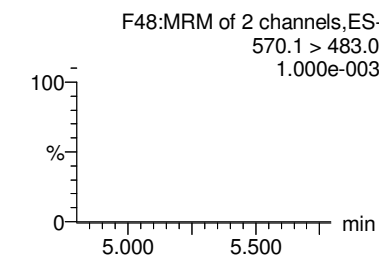
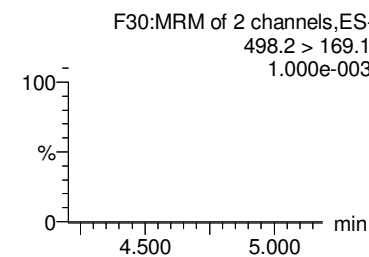
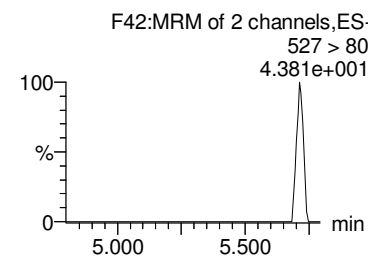
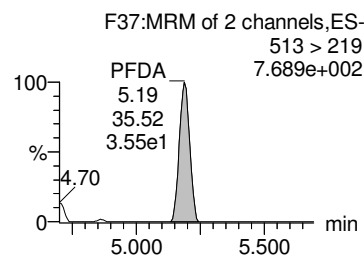
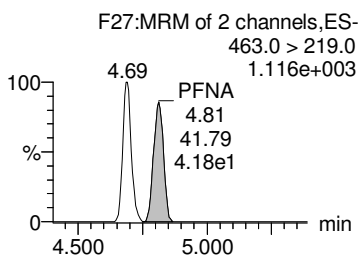
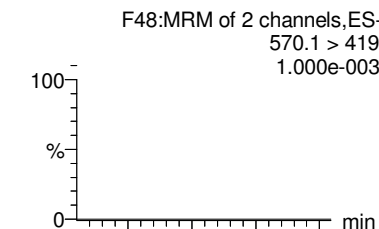
8:2 FTS



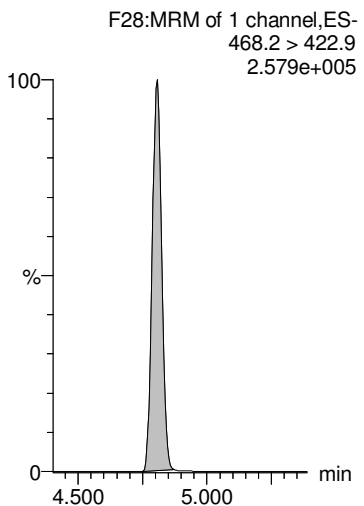
PFOSA



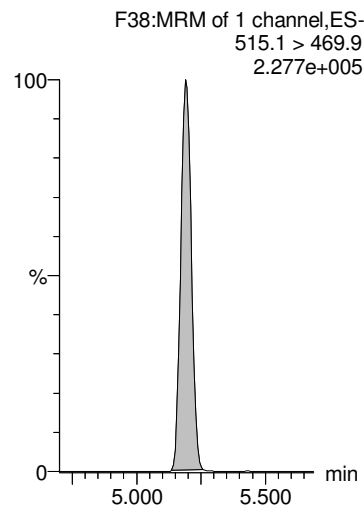
Total N-MeFOSAA



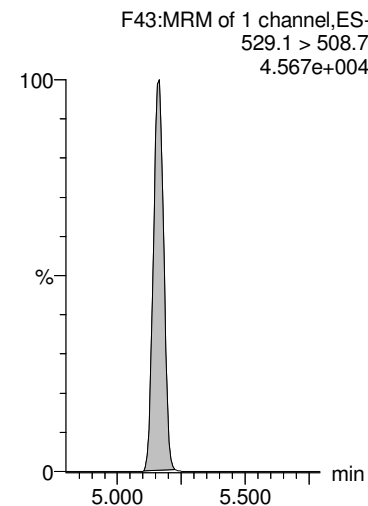
13C5-PFNA



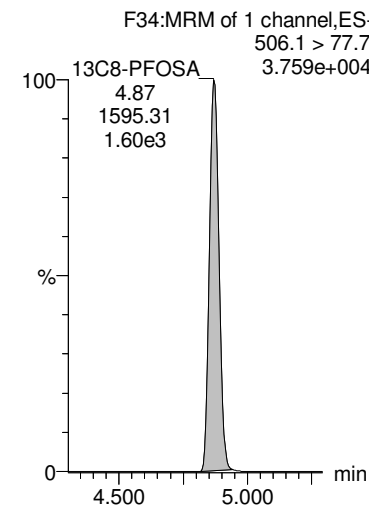
13C2-PFDA



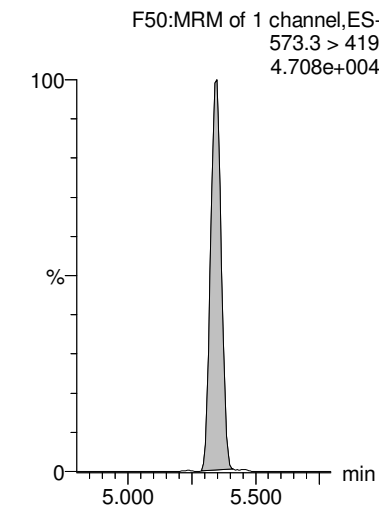
13C2-8:2 FTS



13C8-PFOSA



d3-N-MeFOSAA



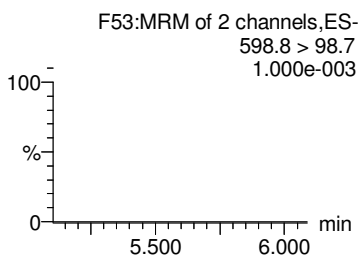
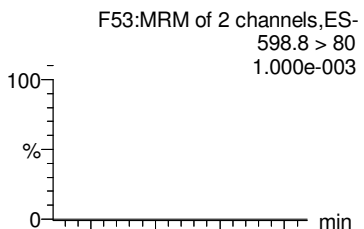
Dataset: Z:\Projects\PFAS.PRO\Results\180525M1\180525M1-21.qld

MM 6/5/2018

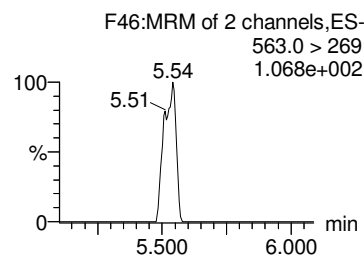
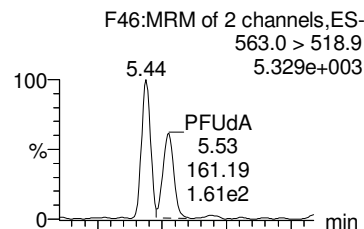
Last Altered: Tuesday, June 05, 2018 12:09:04 Pacific Daylight Time
Printed: Tuesday, June 05, 2018 12:10:22 Pacific Daylight Time

Name: 180525M1_21, Date: 25-May-2018, Time: 18:29:56, ID: 1800802-03 BPS1-TT-MW309S-20180425 0.24996, Description: BPS1-TT-MW309S-20180425

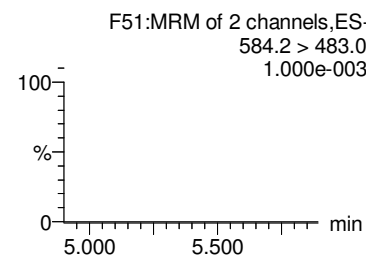
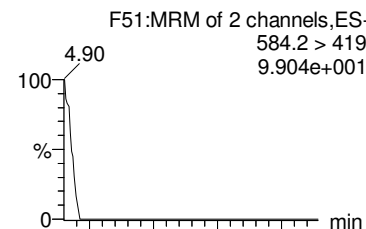
PFDS



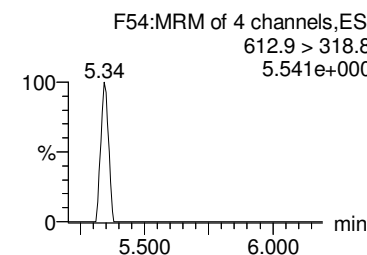
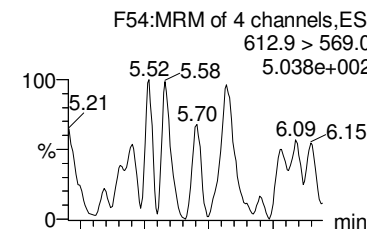
PFUdA



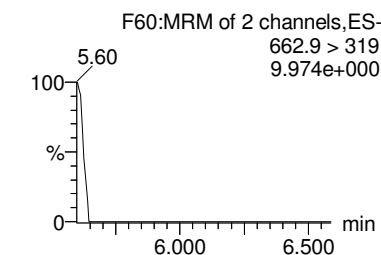
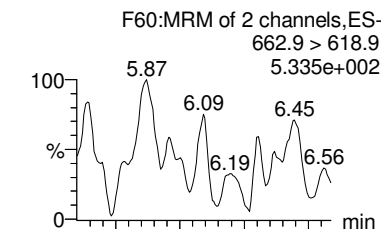
Total N-EtFOSAA



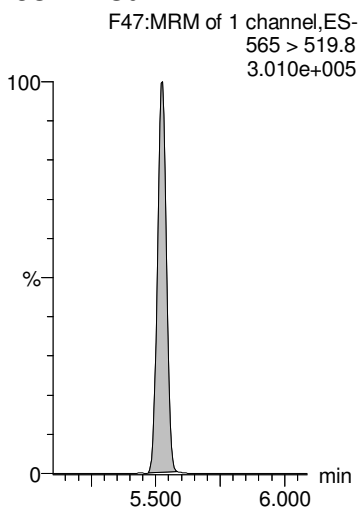
PFDaA



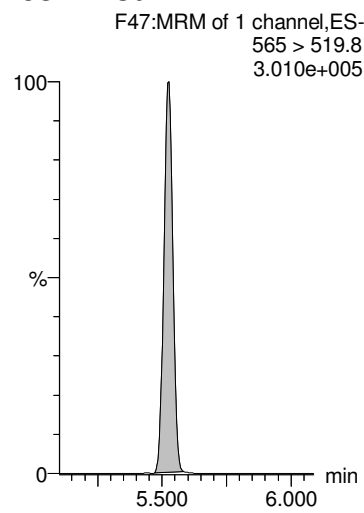
PFTrDA



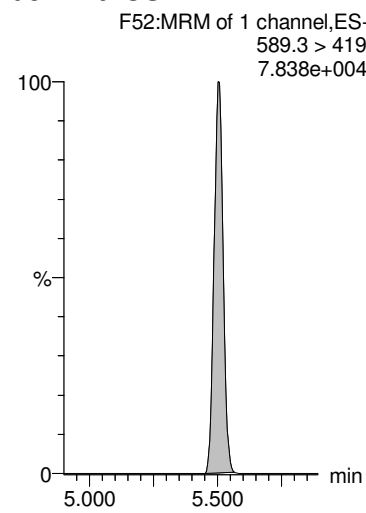
13C2-PFUdA



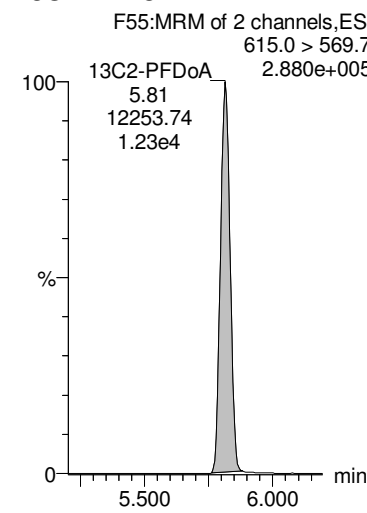
13C2-PFUdA



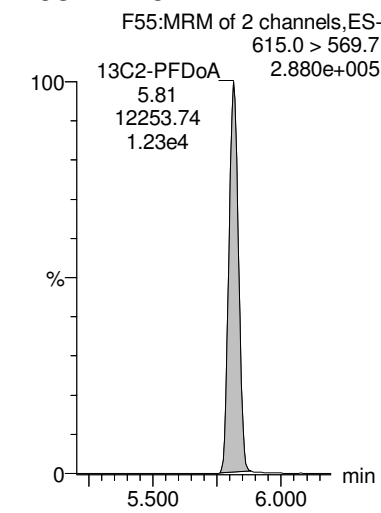
d5-N-EtFOSAA



13C2-PFDaA



13C2-PFDaA

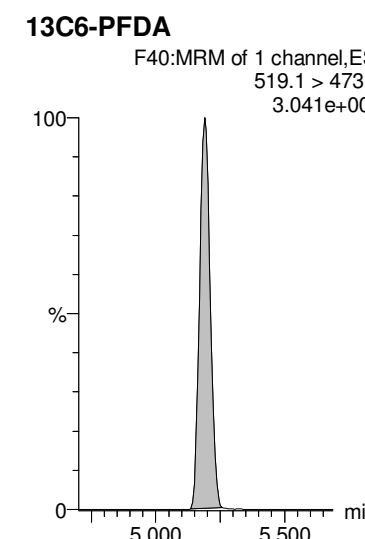
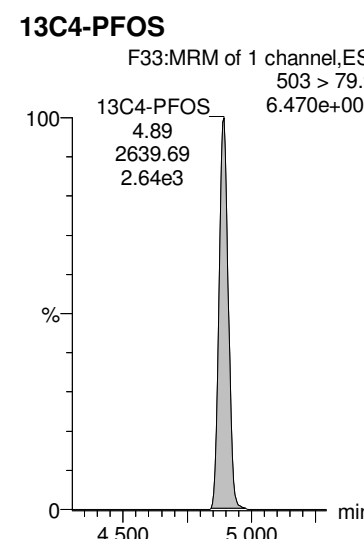
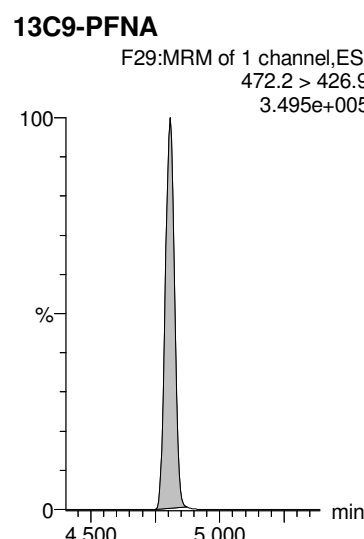
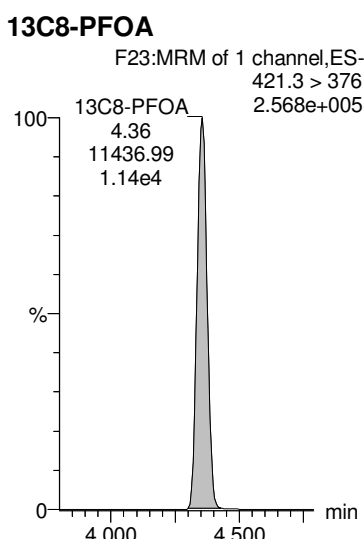
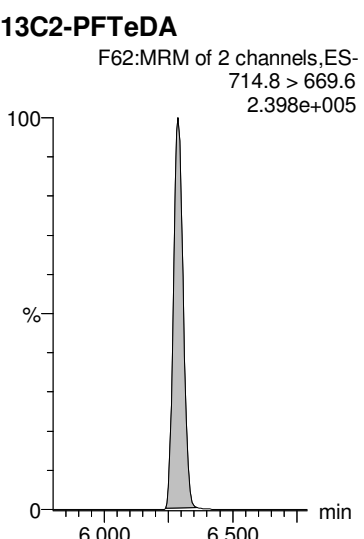
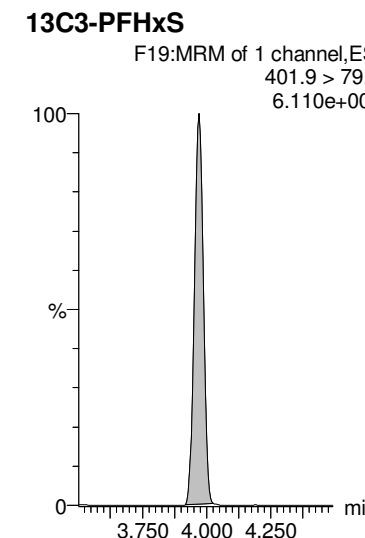
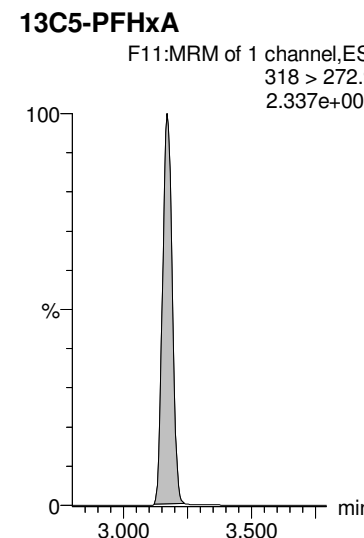
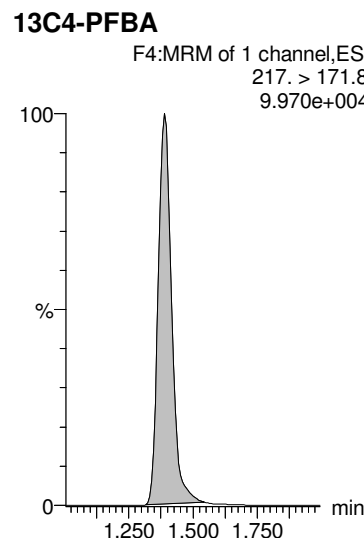
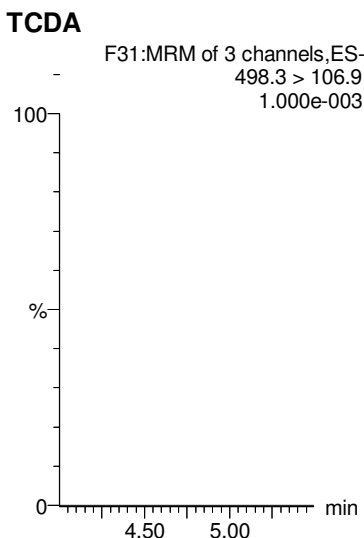
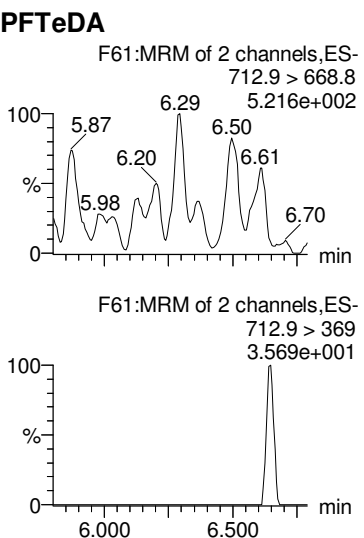


Dataset: Z:\Projects\PFAS.PRO\Results\180525M1\180525M1-21.qld

MM 6/5/2018

Last Altered: Tuesday, June 05, 2018 12:09:04 Pacific Daylight Time
 Printed: Tuesday, June 05, 2018 12:10:22 Pacific Daylight Time

Name: 180525M1_21, Date: 25-May-2018, Time: 18:29:56, ID: 1800802-03 BPS1-TT-MW309S-20180425 0.24996, Description: BPS1-TT-MW309S-20180425



Dataset: Z:\Projects\PFAS.PRO\Results\180525M1\180525M1-21.qld

MM 6/5/2018

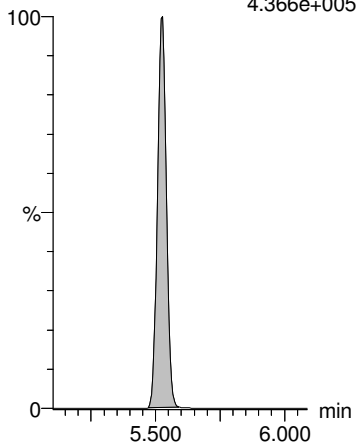
Last Altered: Tuesday, June 05, 2018 12:09:04 Pacific Daylight Time

Printed: Tuesday, June 05, 2018 12:10:22 Pacific Daylight Time

Name: 180525M1_21, Date: 25-May-2018, Time: 18:29:56, ID: 1800802-03 BPS1-TT-MW309S-20180425 0.24996, Description: BPS1-TT-MW309S-20180425

13C7-PFUdA

F49:MRM of 1 channel,ES-
570.1 > 524.8
4.366e+005



Dataset: Z:\Projects\PFAS.PRO\Results\180525M1\180525M1-22.qld

MM 6/5/2018

Last Altered: Tuesday, June 05, 2018 12:25:51 Pacific Daylight Time

Printed: Tuesday, June 05, 2018 12:27:31 Pacific Daylight Time

Method: Z:\Projects\PFAS.PRO\MethDB\PFAS_FULL_80C_052518.mdb 26 May 2018 14:09:10

Calibration: Z:\Projects\PFAS.PRO\CurveDB\C18_VAL-PFAS_Q4_05-25-18.cdb 26 May 2018 15:24:47

Name: 180525M1_22, Date: 25-May-2018, Time: 18:41:19, ID: 1800802-04 BPS1-TT-MW313S-20180425 0.25643, Description: BPS1-TT-MW313S-20180425

	# Name	Trace	Area	IS Area	wt/vol RRF M...	Pred.RT	RT	Response	Conc.	%Rec	Ion Ratio	Ratio Out?
1	1 PFBA	213.0 > 168.8	792.5	5288.5	0.256	1.39	1.38	1.873	6.765			
2	2 PFPeA	263.1 > 218.9	1692.4	8028.3	0.256	2.37	2.37	2.635	10.249			
3	3 PFBS	299.0 > 79.7	53.6	1292.2	0.256	2.66	2.66	0.519	1.019		2.851	NO
4	5 PFHxA	313.2 > 268.9	1505.8	2997.6	0.256	3.17	3.17	2.512	6.579		1519.478	YES
5	7 PFHpA	363.0 > 318.9	630.4	8879.3	0.256	3.82	3.82	0.888	2.719		27.129	NO
6	8 L-PFHxS	398.9 > 79.6	19.2	1057.7	0.256	4.02	3.97	0.227	0.532		1.372	NO
7	10 6:2 FTS	427.1 > 407	62.9	2851.8	0.256	4.30	4.29	0.276	0.861		5.520	YES
8	11 L-PFOA	413 > 368.7	905.8	12132.6	0.256	4.40	4.36	0.933	3.625		5.508	NO
9	13 PFHpS	449 > 80.0		12132.6	0.256	4.46						
10	14 PFNA	463.0 > 418.8	1158.6	12525.9	0.256	4.81	4.81	1.156	3.613		6.081	NO
11	15 PFOSA	498.2 > 77.9		1701.6	0.256	4.87						
12	16 L-PFOS	499.1 > 79.9	351.6	2772.2	0.256	4.92	4.89	1.585	6.975		1.932	NO
13	18 PFDA	513 > 468.8	196.0	11991.5	0.256	5.19	5.19	0.204	0.953		4.634	YES

Dataset: Z:\Projects\PFAS.PRO\Results\180525M1\180525M1-22.qld

MM 6/5/2018

Last Altered: Tuesday, June 05, 2018 12:25:51 Pacific Daylight Time

Printed: Tuesday, June 05, 2018 12:27:41 Pacific Daylight Time

Method: Z:\Projects\PFAS.PRO\MethDB\PFAS_FULL_80C_052518.mdb 26 May 2018 14:09:10

Calibration: Z:\Projects\PFAS.PRO\CurveDB\C18_VAL-PFAS_Q4_05-25-18.cdb 26 May 2018 15:24:47

Name: 180525M1_22, Date: 25-May-2018, Time: 18:41:19, ID: 1800802-04 BPS1-TT-MW313S-20180425 0.25643, Description: BPS1-TT-MW313S-20180425

	# Name	Trace	Area	IS Area	wt/vol RRF M...	Pred.RT	RT	Response	Conc.	%Rec	Ion Ratio	Ratio Out?
1	19 8:2 FTS	527 > 506.9		2780.1	0.256	5.16						
2	21 L-MeFOSAA	570.1 > 419		2930.8	0.256	5.35						
3	23 L-EtFOSAA	584.2 > 419		3550.6	0.256	5.51						
4	25 PFUdA	563.0 > 518.9		14176.8	0.256	5.52						
5	26 PFDS	598.8 > 80		14176.8	0.256	5.57						
6	27 PFDoA	612.9 > 569.0		14092.5	0.256	5.81						
7	29 PFTrDA	662.9 > 618.9		14092.5	0.256	6.06						
8	30 PFTeDA	712.9 > 668.8		12760.0	0.256	6.29						

Dataset: Z:\Projects\PFAS.PRO\Results\180525M1\180525M1-22.qld

MM 6/5/2018

Last Altered: Tuesday, June 05, 2018 12:25:51 Pacific Daylight Time

Printed: Tuesday, June 05, 2018 12:27:52 Pacific Daylight Time

Method: Z:\Projects\PFAS.PRO\MethDB\PFAS_FULL_80C_052518.mdb 26 May 2018 14:09:10

Calibration: Z:\Projects\PFAS.PRO\CurveDB\C18_VAL-PFAS_Q4_05-25-18.cdb 26 May 2018 15:24:47

Name: 180525M1_22, Date: 25-May-2018, Time: 18:41:19, ID: 1800802-04 BPS1-TT-MW313S-20180425 0.25643, Description: BPS1-TT-MW313S-20180425

	# Name	Trace	Area	IS Area	wt/vol	RRF M...	Pred.RT	RT	Response	Conc.	%Rec	Ion Ratio	Ratio Out?
1	36	13C3-PFBA	216.1 > 171.8	5288.5	6524.6	0.256	0.874	1.38	1.39	10.132	45.194	92.7	
2	37	13C3-PFPeA	266. > 221.8	8028.3	11461.7	0.256	0.834	2.37	2.37	8.756	40.925	84.0	
3	38	13C3-PFBS	302. > 98.8	1292.2	11461.7	0.256	0.101	2.65	2.66	1.409	54.588	112.0	
4	40	13C2-PFHxA	315 > 269.8	2997.6	11461.7	0.256	0.731	3.17	3.17	3.269	17.438	89.4	
5	41	13C4-PFHpA	367.2 > 321.8	8879.3	11461.7	0.256	0.820	3.81	3.82	9.684	46.063	94.5	
6	42	18O2-PFHxS	403.0 > 102.6	1057.7	2780.1	0.256	0.429	3.97	3.97	4.756	43.201	88.6	
7	43	13C2-6:2 FTS	429.1 > 408.9	2851.8	12658.4	0.256	0.235	4.30	4.30	2.816	46.711	95.8	
8	44	13C2-PFOA	414.9 > 369.7	12132.6	12658.4	0.256	1.222	4.35	4.36	11.981	38.222	78.4	
9	45	13C5-PFNA	468.2 > 422.9	12525.9	16199.3	0.256	0.950	4.81	4.81	9.665	39.670	81.4	
10	46	13C8-PFOSA	506.1 > 77.7	1701.6	20106.2	0.256	0.190	4.87	4.87	1.058	21.742	44.6	
11	47	13C8-PFOS	507.0 > 79.9	2772.2	3085.4	0.256	1.018	4.89	4.89	11.231	43.039	88.3	
12	48	13C2-PFDA	515.1 > 469.9	11991.5	18685.1	0.256	1.175	5.19	5.19	8.022	26.616	54.6	
13	49	13C2-8:2 FTS	529.1 > 508.7	2780.1	11461.7	0.256	0.245	5.16	5.16	3.032	48.192	98.9	
14	50	d3-N-MeFOSAA	573.3 > 419	2930.8	20106.2	0.256	0.202	5.34	5.34	1.822	35.254	72.3	
15	51	d5-N-EtFOSAA	589.3 > 419	3550.6	20106.2	0.256	0.242	5.50	5.50	2.207	35.526	72.9	
16	52	13C2-PFUdA	565 > 519.8	14176.8	20106.2	0.256	1.062	5.52	5.52	8.814	32.376	66.4	
17	53	13C2-PFDoA	615.0 > 569.7	14092.5	18685.1	0.256	1.048	5.81	5.81	9.428	35.096	72.0	
18	55	13C2-PFTeDA	714.8 > 669.6	12760.0	20106.2	0.256	0.871	6.29	6.29	7.933	35.515	72.9	
19	60	13C4-PFBA	217. > 171.8	6524.6	6524.6	0.256	1.000	1.38	1.39	12.500	48.746	100.0	
20	61	13C5-PFHxA	318 > 272.9	11461.7	11461.7	0.256	1.000	3.17	3.17	12.500	48.746	100.0	
21	62	13C3-PFHxS	401.9 > 79.9	2780.1	2780.1	0.256	1.000	3.97	3.97	12.500	48.746	100.0	
22	63	13C8-PFOA	421.3 > 376	12658.4	12658.4	0.256	1.000	4.35	4.36	12.500	48.746	100.0	
23	64	13C9-PFNA	472.2 > 426.9	16199.3	16199.3	0.256	1.000	4.80	4.80	12.500	48.746	100.0	
24	65	13C4-PFOS	503 > 79.9	3085.4	3085.4	0.256	1.000	4.89	4.89	12.500	48.746	100.0	
25	66	13C6-PFDA	519.1 > 473.7	18685.1	18685.1	0.256	1.000	5.19	5.19	12.500	48.746	100.0	
26	67	13C7-PFUdA	570.1 > 524.8	20106.2	20106.2	0.256	1.000	5.52	5.52	12.500	48.746	100.0	
27	68	Total PFHxS	398.9 > 79.6	19.2	1057.7	0.256		4.05		0.227	0.532		
28	69	Total PFOA	413 > 368.7	905.8	12132.6	0.256		4.30		0.933	3.625		
29	70	Total PFOS	499.1 > 79.9	351.6	2772.2	0.256		4.90		1.585	6.975		
30	71	Total N-MeFOSAA	570.1 > 419	0.0	2930.8	0.256		5.55		0.000			
31	72	Total N-EtFOSAA	584.2 > 419	0.0	3550.6	0.256		5.70		0.000			

Dataset: Z:\Projects\PFAS.PRO\Results\180525M1\180525M1-22.qld

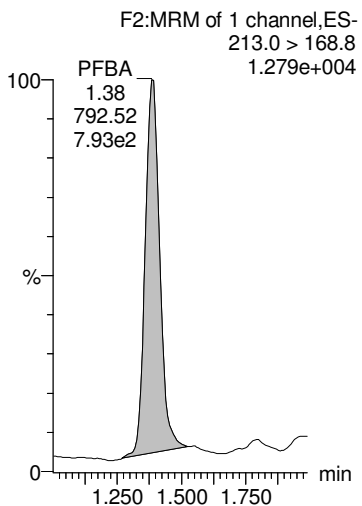
MM 6/5/2018

Last Altered: Tuesday, June 05, 2018 12:25:51 Pacific Daylight Time
Printed: Tuesday, June 05, 2018 12:27:52 Pacific Daylight Time

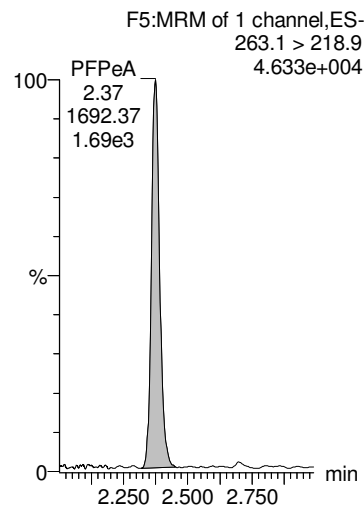
Method: Z:\Projects\PFAS.PRO\MethDB\PFAS_FULL_80C_052518.mdb 26 May 2018 14:09:10
Calibration: Z:\Projects\PFAS.PRO\CurveDB\C18_VAL-PFAS_Q4_05-25-18.cdb 26 May 2018 15:24:47

Name: 180525M1_22, Date: 25-May-2018, Time: 18:41:19, ID: 1800802-04 BPS1-TT-MW313S-20180425 0.25643, Description: BPS1-TT-MW313S-20180425

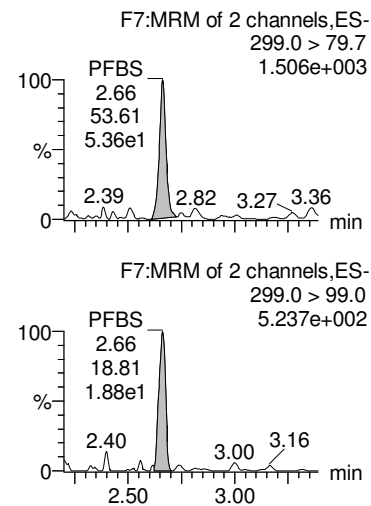
PFBA



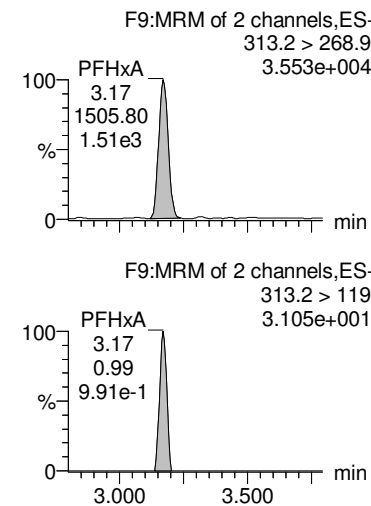
PFPeA



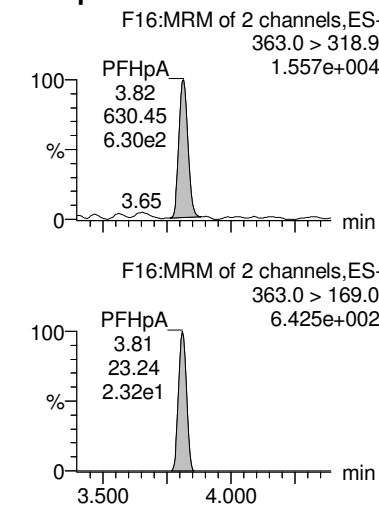
PFBS



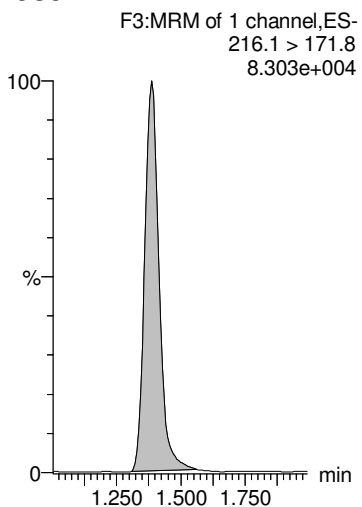
PFHxA



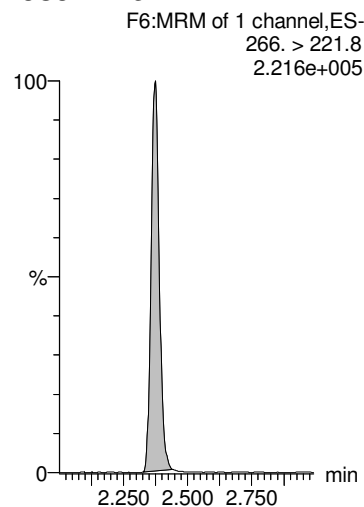
PFHpA



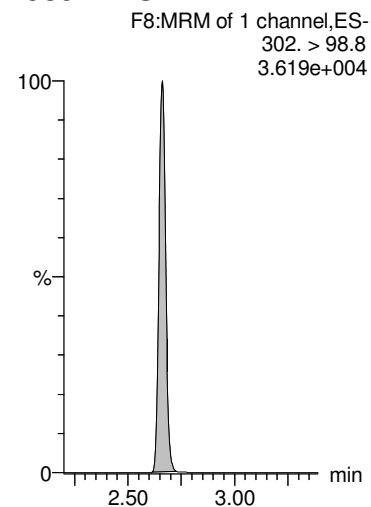
13C3-PFBA



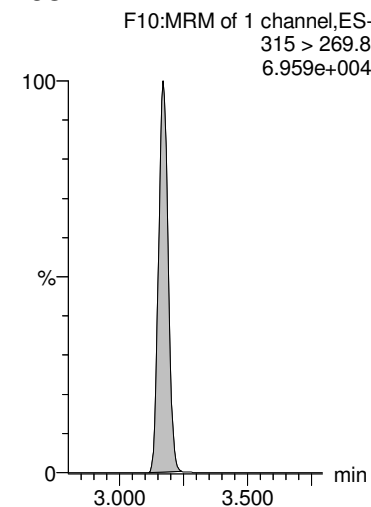
13C3-PFPeA



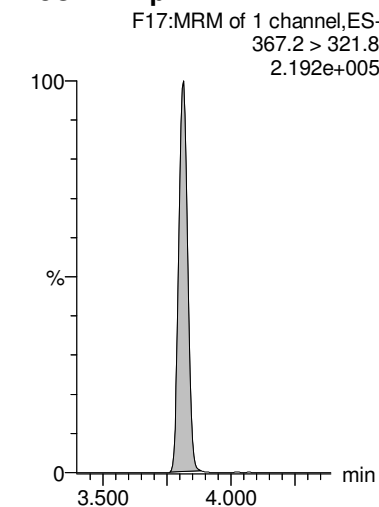
13C3-PFBS



13C2-PFHxA



13C4-PFHpA

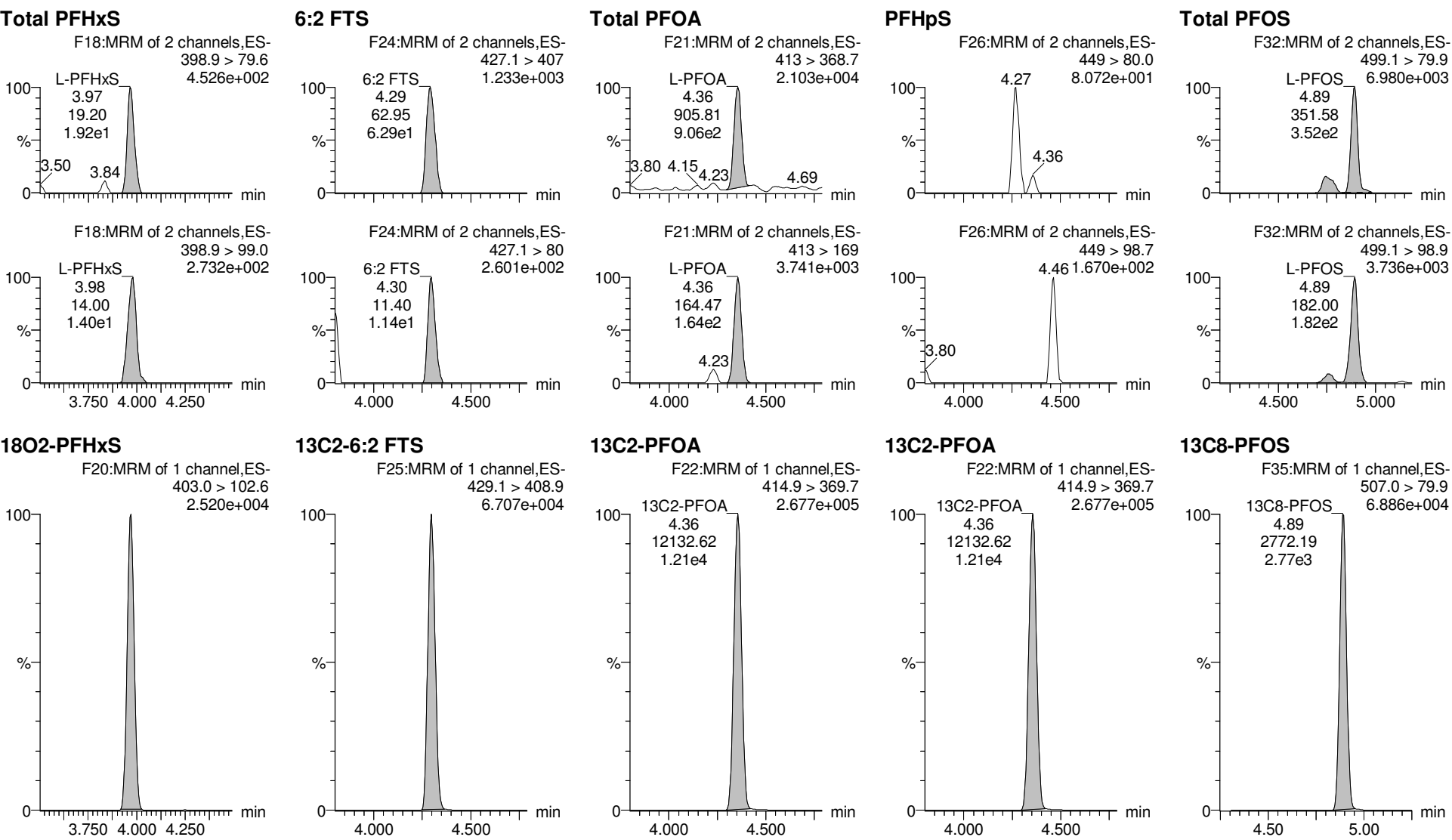


Dataset: Z:\Projects\PFAS.PRO\Results\180525M1\180525M1-22.qld

MM 6/5/2018

Last Altered: Tuesday, June 05, 2018 12:25:51 Pacific Daylight Time
 Printed: Tuesday, June 05, 2018 12:27:52 Pacific Daylight Time

Name: 180525M1_22, Date: 25-May-2018, Time: 18:41:19, ID: 1800802-04 BPS1-TT-MW313S-20180425 0.25643, Description: BPS1-TT-MW313S-20180425



Dataset: Z:\Projects\PFAS.PRO\Results\180525M1\180525M1-22.qld

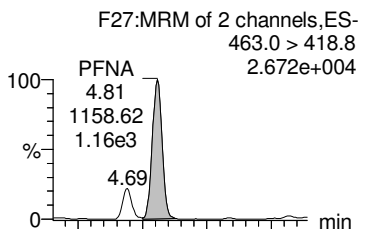
MM 6/5/2018

Last Altered: Tuesday, June 05, 2018 12:25:51 Pacific Daylight Time

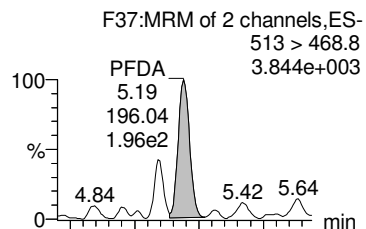
Printed: Tuesday, June 05, 2018 12:27:52 Pacific Daylight Time

Name: 180525M1_22, Date: 25-May-2018, Time: 18:41:19, ID: 1800802-04 BPS1-TT-MW313S-20180425 0.25643, Description: BPS1-TT-MW313S-20180425

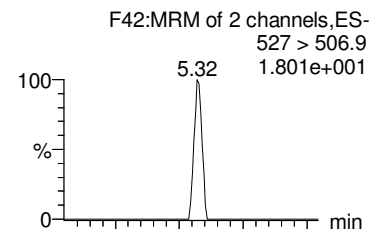
PFNA



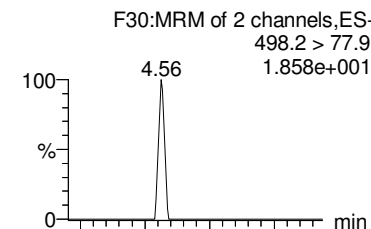
PFDA



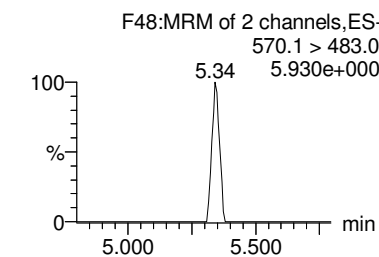
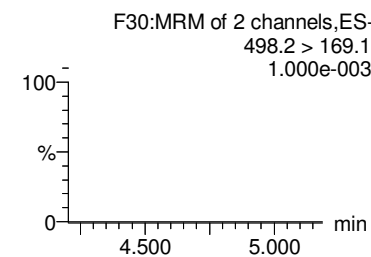
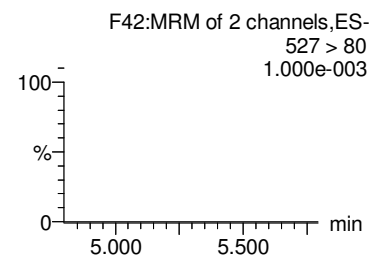
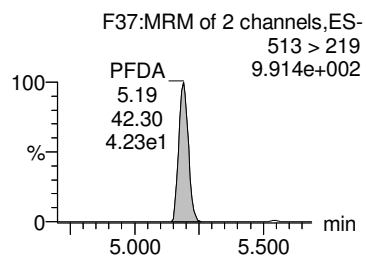
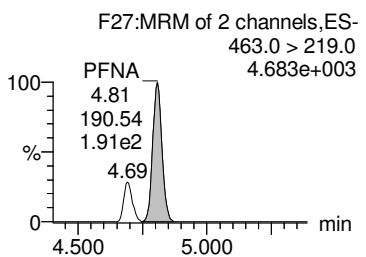
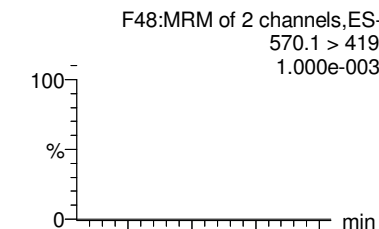
8:2 FTS



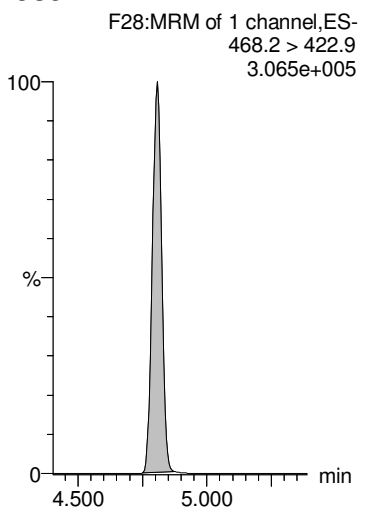
PFOSA



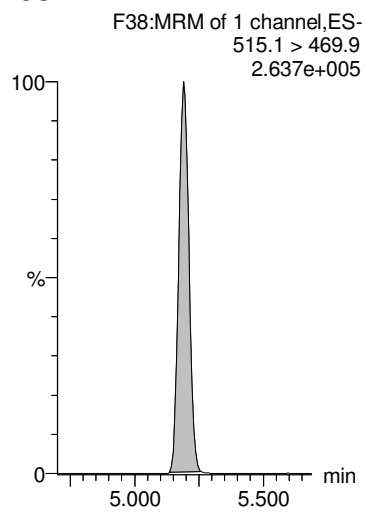
Total N-MeFOSAA



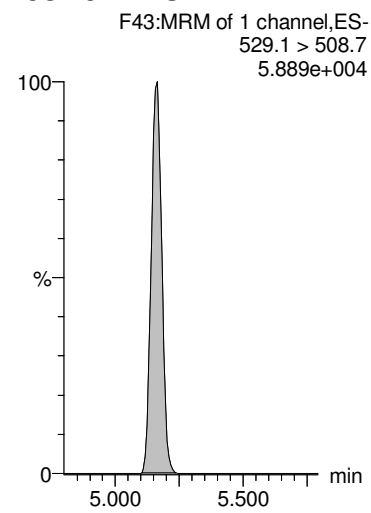
13C5-PFNA



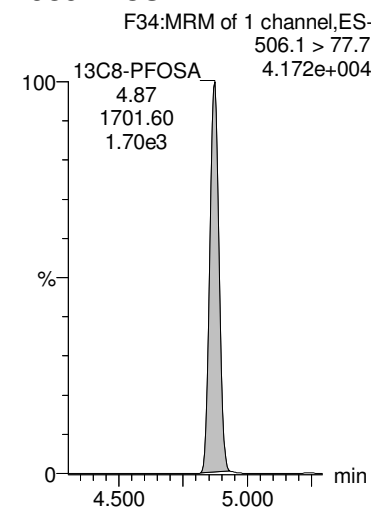
13C2-PFDA



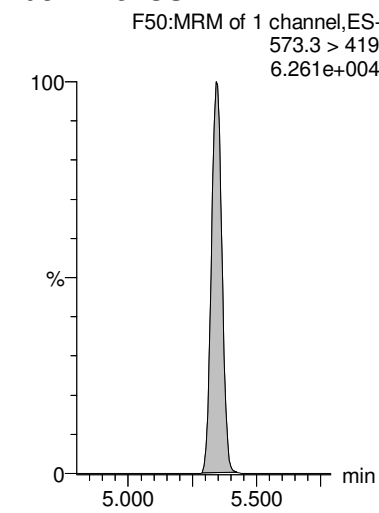
13C2-8:2 FTS



13C8-PFOSA



d3-N-MeFOSAA



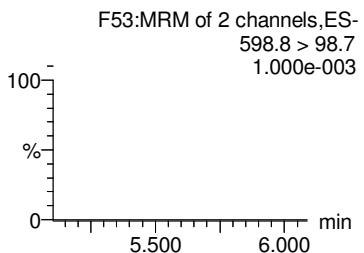
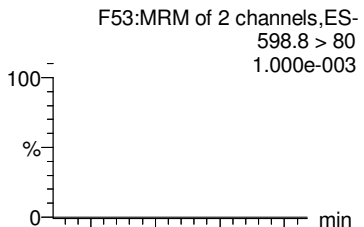
Dataset: Z:\Projects\PFAS.PRO\Results\180525M1\180525M1-22.qld

MM 6/5/2018

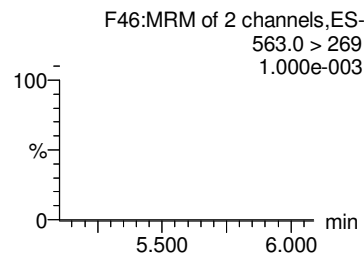
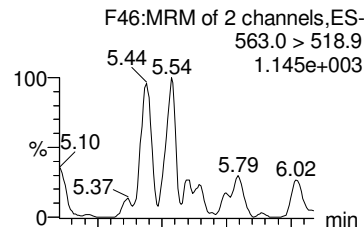
Last Altered: Tuesday, June 05, 2018 12:25:51 Pacific Daylight Time
 Printed: Tuesday, June 05, 2018 12:27:52 Pacific Daylight Time

Name: 180525M1_22, Date: 25-May-2018, Time: 18:41:19, ID: 1800802-04 BPS1-TT-MW313S-20180425 0.25643, Description: BPS1-TT-MW313S-20180425

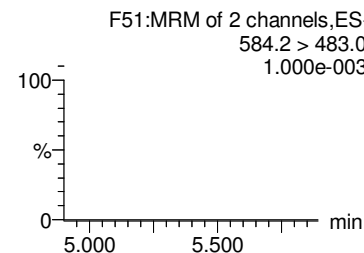

PFDS



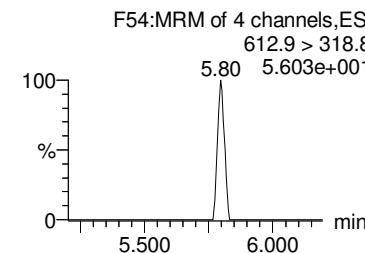
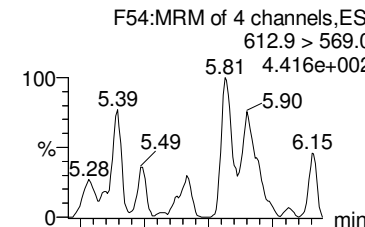
PFUdA



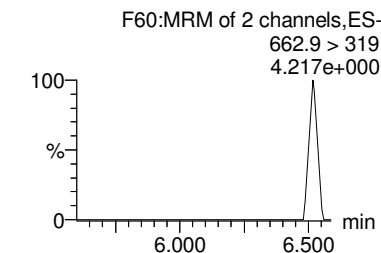
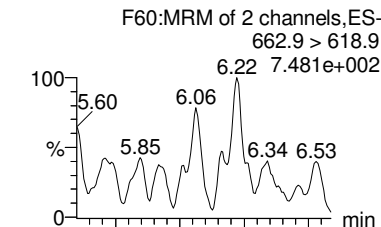
Total N-EtFOSAA



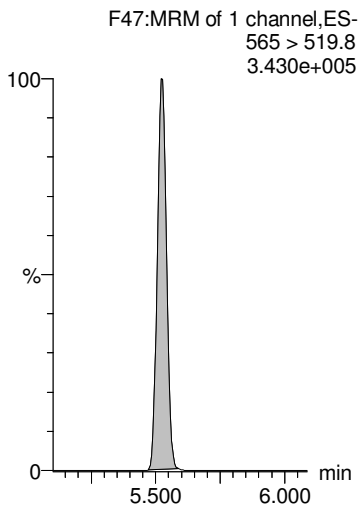
PFDaA



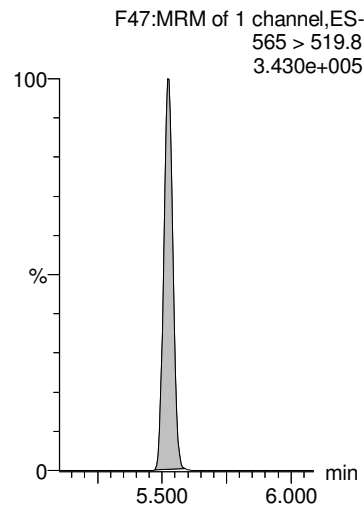
PFTrDA



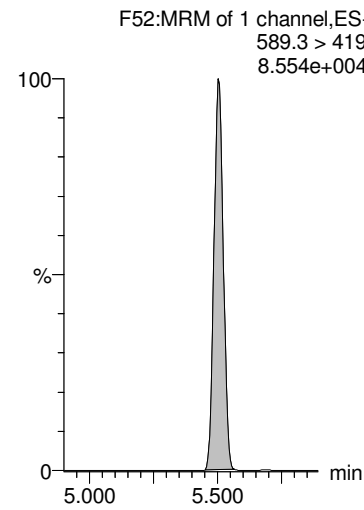
13C2-PFUdA



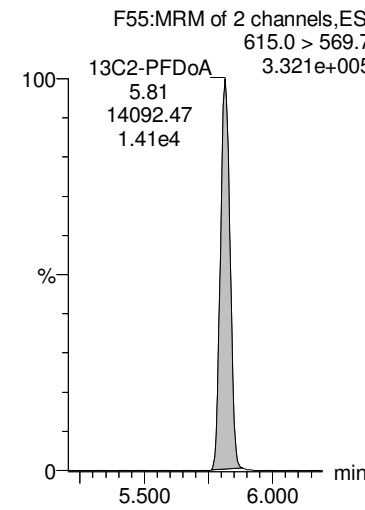
13C2-PFUdA



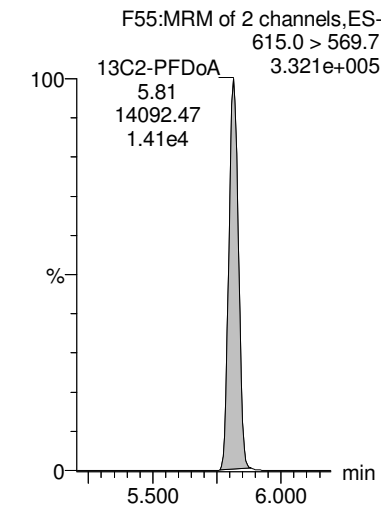
d5-N-EtFOSAA



13C2-PFDaA



13C2-PFDaA



Dataset: Z:\Projects\PFAS.PRO\Results\180525M1\180525M1-22.qld

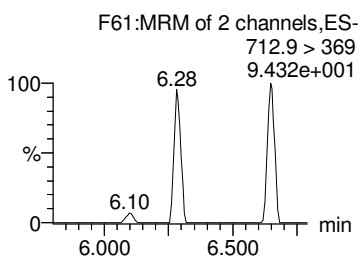
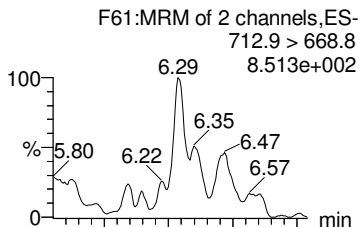
MM 6/5/2018

Last Altered: Tuesday, June 05, 2018 12:25:51 Pacific Daylight Time

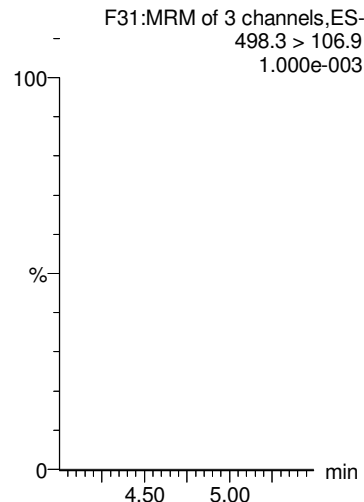
Printed: Tuesday, June 05, 2018 12:27:52 Pacific Daylight Time

Name: 180525M1_22, Date: 25-May-2018, Time: 18:41:19, ID: 1800802-04 BPS1-TT-MW313S-20180425 0.25643, Description: BPS1-TT-MW313S-20180425

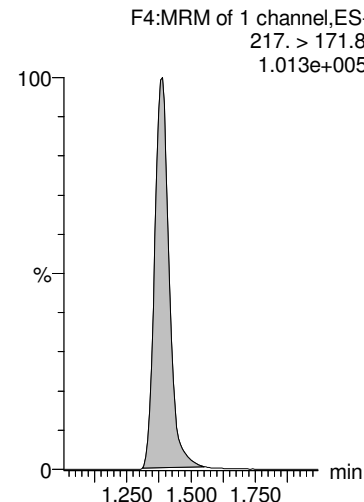
PFTeDA



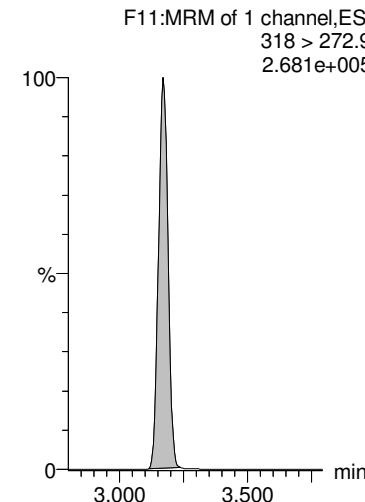
TCDA



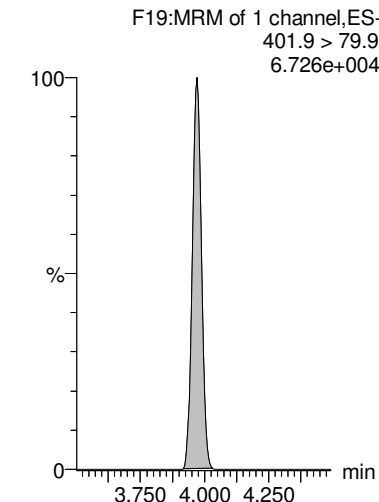
13C4-PFBA



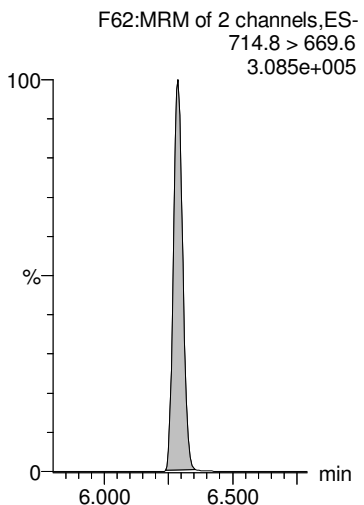
13C5-PFHxA



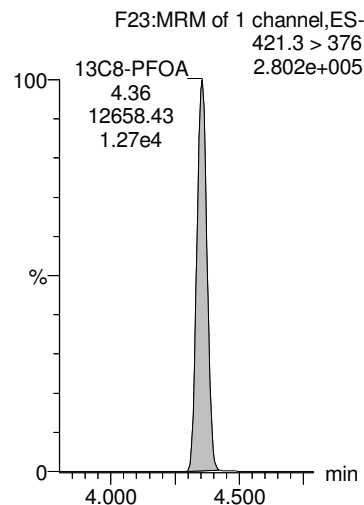
13C3-PFHxS



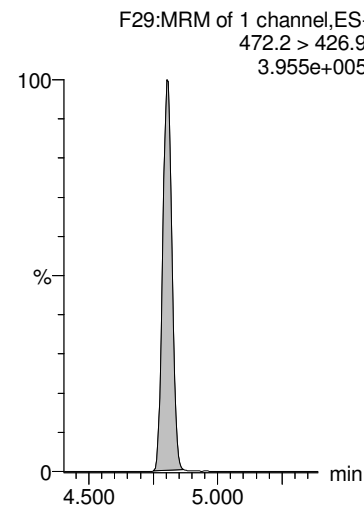
13C2-PFTeDA



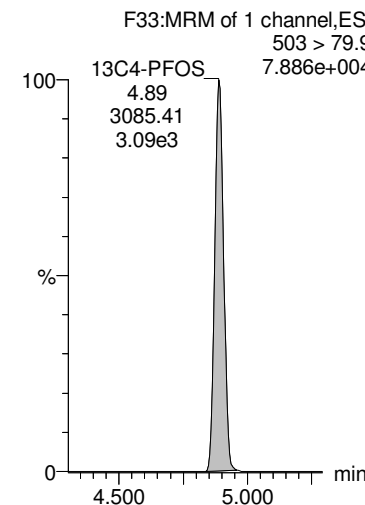
13C8-PFOA



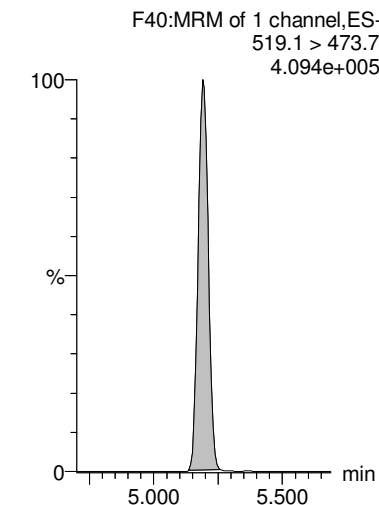
13C9-PFNA



13C4-PFOS



13C6-PFDA



Dataset: Z:\Projects\PFAS.PRO\Results\180525M1\180525M1-22.qld

MM 6/5/2018

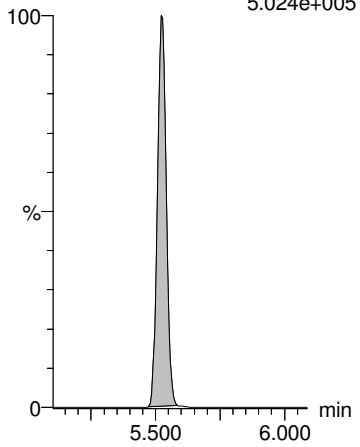
Last Altered: Tuesday, June 05, 2018 12:25:51 Pacific Daylight Time

Printed: Tuesday, June 05, 2018 12:27:52 Pacific Daylight Time

Name: 180525M1_22, Date: 25-May-2018, Time: 18:41:19, ID: 1800802-04 BPS1-TT-MW313S-20180425 0.25643, Description: BPS1-TT-MW313S-20180425

13C7-PFUdA

F49:MRM of 1 channel,ES-
570.1 > 524.8
5.024e+005



Dataset: Z:\Projects\PFAS.PRO\Results\180525M1\180525M1-23.qld

MM 6/5/2018

Last Altered: Tuesday, June 05, 2018 12:42:01 Pacific Daylight Time

Printed: Tuesday, June 05, 2018 12:43:29 Pacific Daylight Time

Method: Z:\Projects\PFAS.PRO\MethDB\PFAS_FULL_80C_052518.mdb 26 May 2018 14:09:10

Calibration: Z:\Projects\PFAS.PRO\CurveDB\C18_VAL-PFAS_Q4_05-25-18.cdb 26 May 2018 15:24:47

Name: 180525M1_23, Date: 25-May-2018, Time: 18:52:42, ID: 1800802-05 BPS1-TT-MW301S-20180425 0.21875, Description: BPS1-TT-MW301S-20180425

	# Name	Trace	Area	IS Area	wt/vol RRF M...	Pred.RT	RT	Response	Conc.	%Rec	Ion Ratio	Ratio Out?
1	1 PFBA	213.0 > 168.8	179.8	4519.0	0.219	1.38	1.38	0.497	2.098			
2	2 PFPeA	263.1 > 218.9	712.7	7126.0	0.219	2.37	2.37	1.250	5.626			
3	3 PFBS	299.0 > 79.7		1130.2	0.219	2.66						
4	5 PFHxA	313.2 > 268.9	762.0	2546.8	0.219	3.17	3.17	1.496	4.503		482.577	YES
5	7 PFHpA	363.0 > 318.9	407.0	7330.0	0.219	3.82	3.82	0.694	2.434		25.414	NO
6	8 L-PFHxS	398.9 > 79.6		915.4	0.219	4.02						
7	10 6:2 FTS	427.1 > 407	9.1	2607.0	0.219	4.30	4.30	0.044			3.102	NO
8	11 L-PFOA	413 > 368.7	977.1	11771.7	0.219	4.40	4.36	1.038	4.727		4.464	NO
9	13 PFHpS	449 > 80.0		11771.7	0.219	4.46						
10	14 PFNA	463.0 > 418.8	307.3	10531.1	0.219	4.81	4.81	0.365	1.249		20.798	YES
11	15 PFOSA	498.2 > 77.9		1586.0	0.219	4.87						
12	16 L-PFOS	499.1 > 79.9	26.7	2440.7	0.219	4.92	4.89	0.137	0.656		0.523	YES
13	18 PFDA	513 > 468.8	139.2	10585.7	0.219	5.19	5.20	0.164	0.938		15.264	YES

Dataset: Z:\Projects\PFAS.PRO\Results\180525M1\180525M1-23.qld

MM 6/5/2018

Last Altered: Tuesday, June 05, 2018 12:42:01 Pacific Daylight Time

Printed: Tuesday, June 05, 2018 12:43:39 Pacific Daylight Time

Method: Z:\Projects\PFAS.PRO\MethDB\PFAS_FULL_80C_052518.mdb 26 May 2018 14:09:10

Calibration: Z:\Projects\PFAS.PRO\CurveDB\C18_VAL-PFAS_Q4_05-25-18.cdb 26 May 2018 15:24:47

Name: 180525M1_23, Date: 25-May-2018, Time: 18:52:42, ID: 1800802-05 BPS1-TT-MW301S-20180425 0.21875, Description: BPS1-TT-MW301S-20180425

	# Name	Trace	Area	IS Area	wt/vol RRF M...	Pred.RT	RT	Response	Conc.	%Rec	Ion Ratio	Ratio Out?
1	19 8:2 FTS	527 > 506.9		2176.9	0.219	5.16						
2	21 L-MeFOSAA	570.1 > 419		2556.3	0.219	5.35						
3	23 L-EtFOSAA	584.2 > 419		3242.8	0.219	5.51						
4	25 PFUdA	563.0 > 518.9	220.9	12415.7	0.219	5.52	5.53	0.222	1.052		18.690	NO
5	26 PFDS	598.8 > 80		12415.7	0.219	5.57						
6	27 PFDoA	612.9 > 569.0		12517.9	0.219	5.81						
7	29 PFTrDA	662.9 > 618.9		12517.9	0.219	6.06						
8	30 PFTeDA	712.9 > 668.8		12302.9	0.219	6.29						

Dataset: Z:\Projects\PFAS.PRO\Results\180525M1\180525M1-23.qld

MM 6/5/2018

Last Altered: Tuesday, June 05, 2018 12:42:01 Pacific Daylight Time

Printed: Tuesday, June 05, 2018 12:43:50 Pacific Daylight Time

Method: Z:\Projects\PFAS.PRO\MethDB\PFAS_FULL_80C_052518.mdb 26 May 2018 14:09:10

Calibration: Z:\Projects\PFAS.PRO\CurveDB\C18_VAL-PFAS_Q4_05-25-18.cdb 26 May 2018 15:24:47

Name: 180525M1_23, Date: 25-May-2018, Time: 18:52:42, ID: 1800802-05 BPS1-TT-MW301S-20180425 0.21875, Description: BPS1-TT-MW301S-20180425

	# Name	Trace	Area	IS Area	wt/vol	RRF M...	Pred.RT	RT	Response	Conc.	%Rec	Ion Ratio	Ratio Out?
1	36	13C3-PFBA	216.1 > 171.8	4519.0	5409.5	0.219	0.874	1.38	1.38	10.442	54.602	95.6	
2	37	13C3-PFPeA	266. > 221.8	7126.0	9318.3	0.219	0.834	2.37	2.37	9.559	52.377	91.7	
3	38	13C3-PFBS	302. > 98.8	1130.2	9318.3	0.219	0.101	2.65	2.66	1.516	68.844	120.5	
4	40	13C2-PFHxA	315 > 269.8	2546.8	9318.3	0.219	0.731	3.17	3.17	3.416	21.362	93.5	
5	41	13C4-PFHpA	367.2 > 321.8	7330.0	9318.3	0.219	0.820	3.81	3.82	9.833	54.829	96.0	
6	42	18O2-PFHxS	403.0 > 102.6	915.4	2287.4	0.219	0.429	3.97	3.97	5.003	53.271	93.2	
7	43	13C2-6:2 FTS	429.1 > 408.9	2607.0	9971.2	0.219	0.235	4.30	4.30	3.268	63.547	111.2	
8	44	13C2-PFOA	414.9 > 369.7	11771.7	9971.2	0.219	1.222	4.35	4.36	14.757	55.188	96.6	
9	45	13C5-PFNA	468.2 > 422.9	10531.1	13515.7	0.219	0.950	4.81	4.81	9.740	46.861	82.0	
10	46	13C8-PFOSA	506.1 > 77.7	1586.0	16453.6	0.219	0.190	4.87	4.87	1.205	29.029	50.8	
11	47	13C8-PFOS	507.0 > 79.9	2440.7	2547.1	0.219	1.018	4.89	4.89	11.978	53.808	94.2	
12	48	13C2-PFDA	515.1 > 469.9	10585.7	13957.3	0.219	1.175	5.19	5.19	9.480	36.872	64.5	
13	49	13C2-8:2 FTS	529.1 > 508.7	2176.9	9318.3	0.219	0.245	5.16	5.16	2.920	54.412	95.2	
14	50	d3-N-MeFOSAA	573.3 > 419	2556.3	16453.6	0.219	0.202	5.34	5.34	1.942	44.046	77.1	
15	51	d5-N-EtFOSAA	589.3 > 419	3242.8	16453.6	0.219	0.242	5.50	5.50	2.464	46.479	81.3	
16	52	13C2-PFUdA	565 > 519.8	12415.7	16453.6	0.219	1.062	5.52	5.53	9.432	40.617	71.1	
17	53	13C2-PFDoA	615.0 > 569.7	12517.9	13957.3	0.219	1.048	5.81	5.81	11.211	48.924	85.6	
18	55	13C2-PFTeDA	714.8 > 669.6	12302.9	16453.6	0.219	0.871	6.29	6.29	9.347	49.052	85.8	
19	60	13C4-PFBA	217. > 171.8	5409.5	5409.5	0.219	1.000	1.38	1.37	12.500	57.143	100.0	
20	61	13C5-PFHxA	318 > 272.9	9318.3	9318.3	0.219	1.000	3.17	3.17	12.500	57.143	100.0	
21	62	13C3-PFHxS	401.9 > 79.9	2287.4	2287.4	0.219	1.000	3.97	3.97	12.500	57.143	100.0	
22	63	13C8-PFOA	421.3 > 376	9971.2	9971.2	0.219	1.000	4.35	4.36	12.500	57.143	100.0	
23	64	13C9-PFNA	472.2 > 426.9	13515.7	13515.7	0.219	1.000	4.80	4.81	12.500	57.143	100.0	
24	65	13C4-PFOS	503 > 79.9	2547.1	2547.1	0.219	1.000	4.89	4.89	12.500	57.143	100.0	
25	66	13C6-PFDA	519.1 > 473.7	13957.3	13957.3	0.219	1.000	5.19	5.19	12.500	57.143	100.0	
26	67	13C7-PFUdA	570.1 > 524.8	16453.6	16453.6	0.219	1.000	5.52	5.52	12.500	57.143	100.0	
27	68	Total PFHxS	398.9 > 79.6	0.0	915.4	0.219		4.05		0.000			
28	69	Total PFOA	413 > 368.7	977.1	11771.7	0.219		4.30		1.038	4.727		
29	70	Total PFOS	499.1 > 79.9	26.7	2440.7	0.219		4.90		0.137	0.656		
30	71	Total N-MeFOSAA	570.1 > 419	0.0	2556.3	0.219		5.55		0.000			
31	72	Total N-EtFOSAA	584.2 > 419	0.0	3242.8	0.219		5.70		0.000			

ANP 6/5/2018

Dataset: Z:\Projects\PFAS.PRO\Results\180525M1\180525M1-23.qld

MM 6/5/2018

Last Altered: Tuesday, June 05, 2018 12:42:01 Pacific Daylight Time

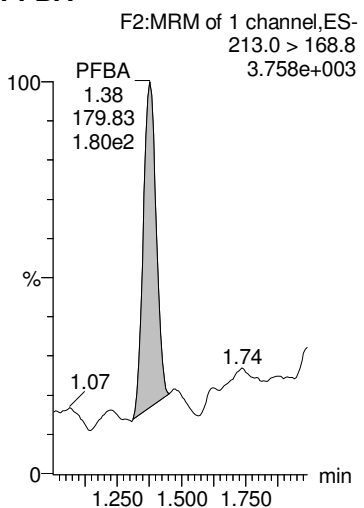
Printed: Tuesday, June 05, 2018 12:43:50 Pacific Daylight Time

Method: Z:\Projects\PFAS.PRO\MethDB\PFAS_FULL_80C_052518.mdb 26 May 2018 14:09:10

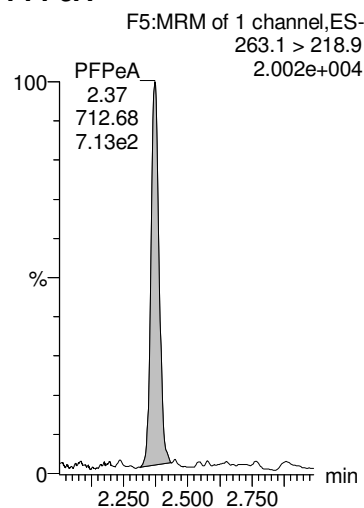
Calibration: Z:\Projects\PFAS.PRO\CurveDB\C18_VAL-PFAS_Q4_05-25-18.cdb 26 May 2018 15:24:47

Name: 180525M1_23, Date: 25-May-2018, Time: 18:52:42, ID: 1800802-05 BPS1-TT-MW301S-20180425 0.21875, Description: BPS1-TT-MW301S-20180425

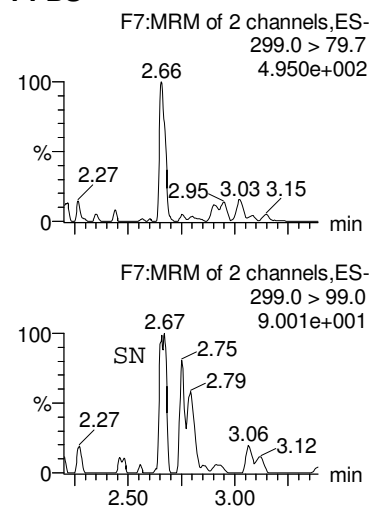
PFBA



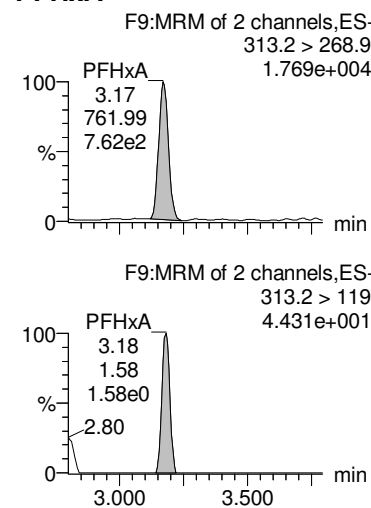
PFPeA



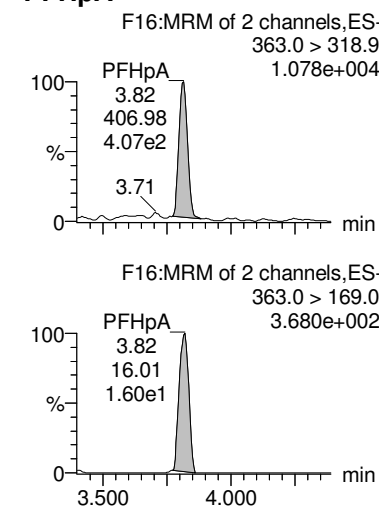
PFBS



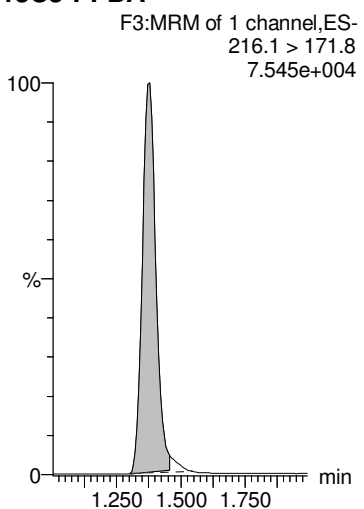
PFHxA



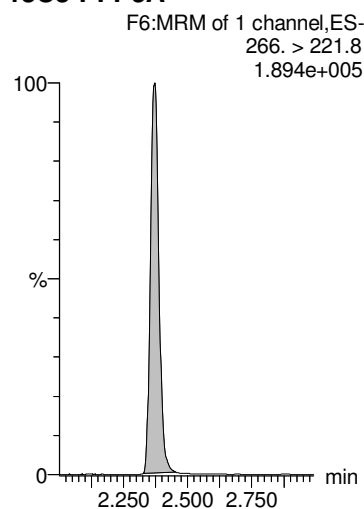
PFHpA



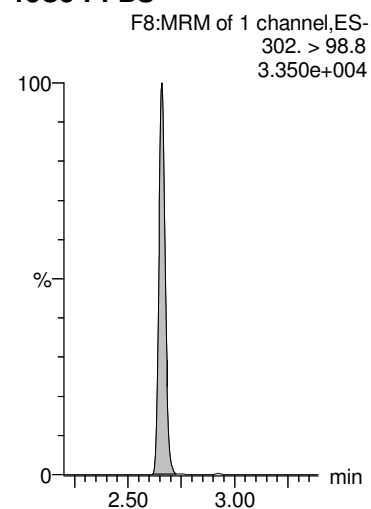
13C3-PFBA



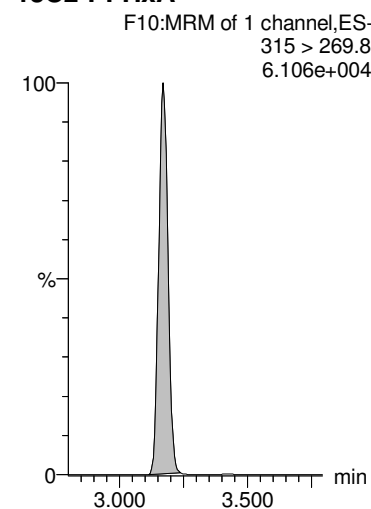
13C3-PFPeA



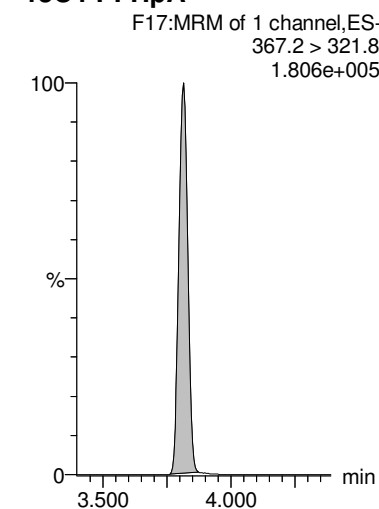
13C3-PFBS



13C2-PFHxA



13C4-PFHpA

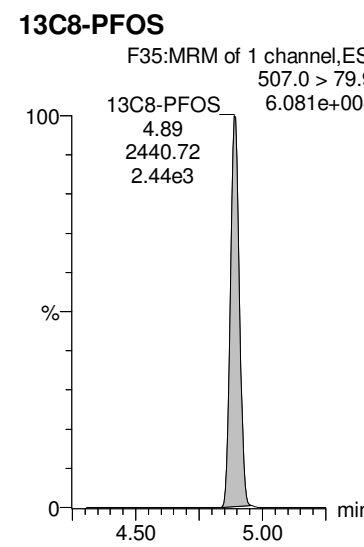
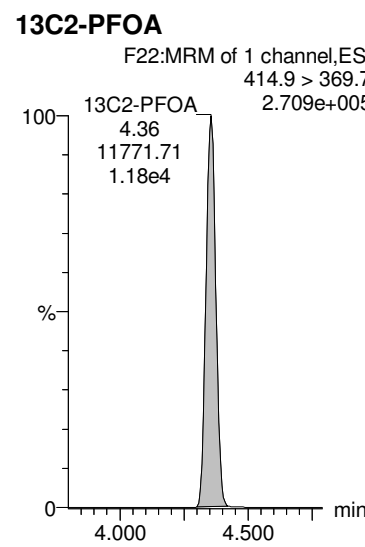
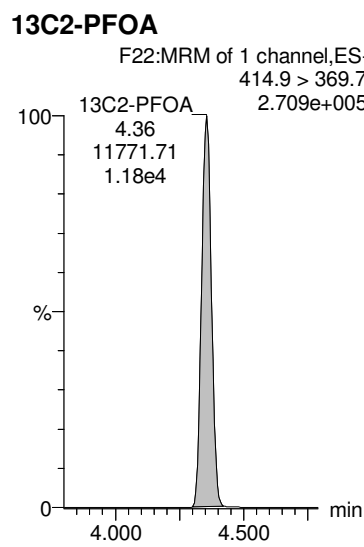
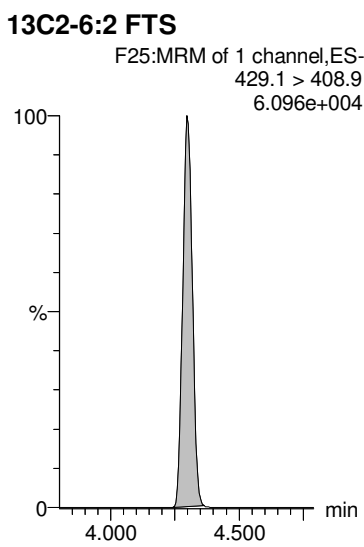
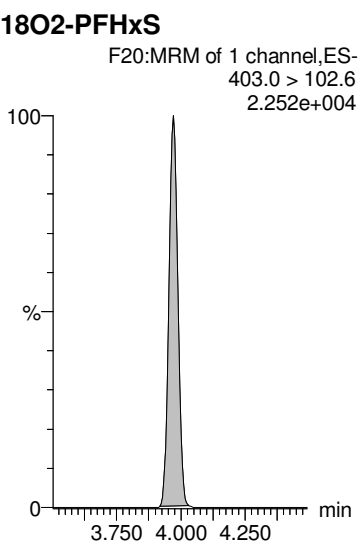
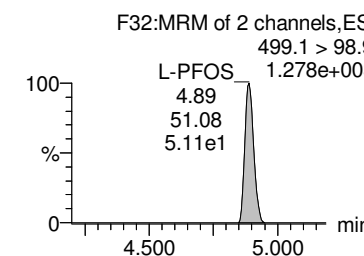
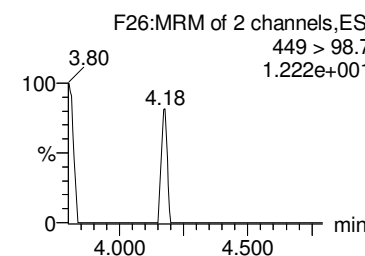
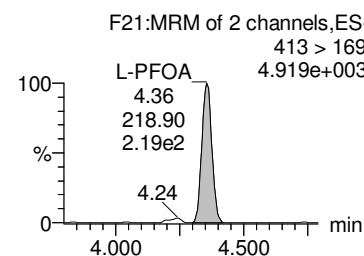
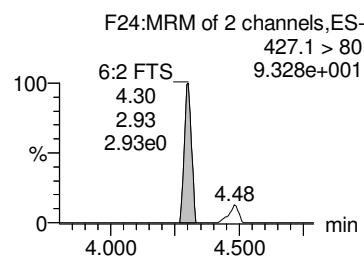
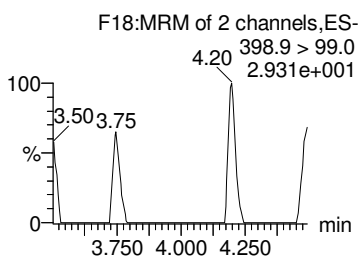
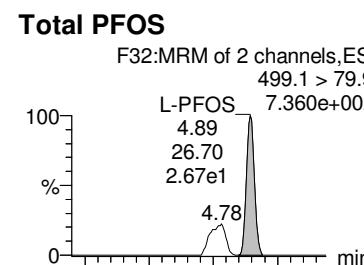
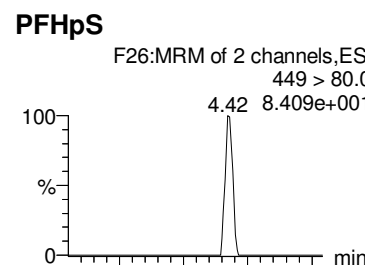
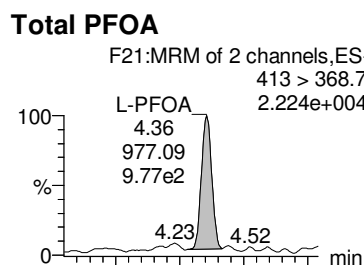
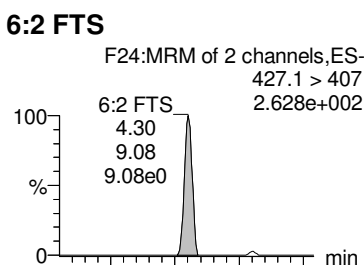
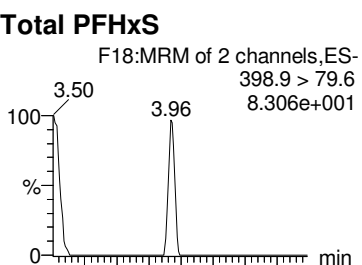


Dataset: Z:\Projects\PFAS.PRO\Results\180525M1\180525M1-23.qld

MM 6/5/2018

Last Altered: Tuesday, June 05, 2018 12:42:01 Pacific Daylight Time
 Printed: Tuesday, June 05, 2018 12:43:50 Pacific Daylight Time

Name: 180525M1_23, Date: 25-May-2018, Time: 18:52:42, ID: 1800802-05 BPS1-TT-MW301S-20180425 0.21875, Description: BPS1-TT-MW301S-20180425



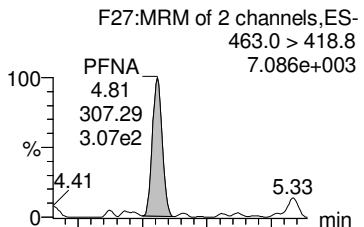
Dataset: Z:\Projects\PFAS.PRO\Results\180525M1\180525M1-23.qld

MM 6/5/2018

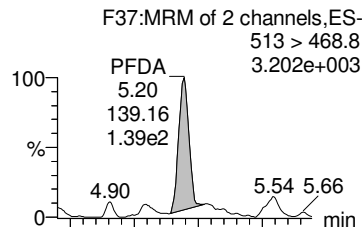
Last Altered: Tuesday, June 05, 2018 12:42:01 Pacific Daylight Time
 Printed: Tuesday, June 05, 2018 12:43:50 Pacific Daylight Time

Name: 180525M1_23, Date: 25-May-2018, Time: 18:52:42, ID: 1800802-05 BPS1-TT-MW301S-20180425 0.21875, Description: BPS1-TT-MW301S-20180425

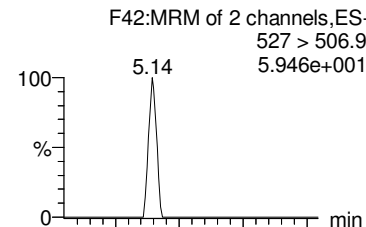
PFNA



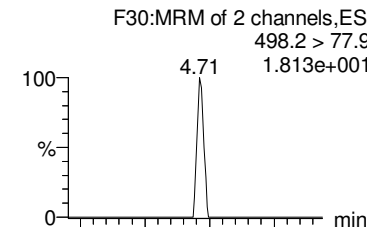
PFDA



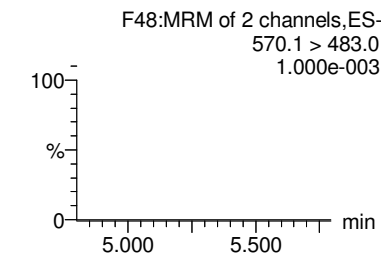
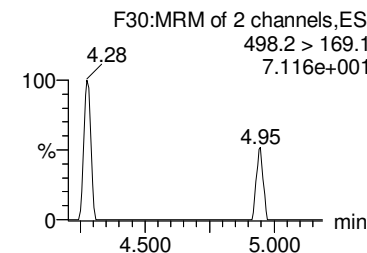
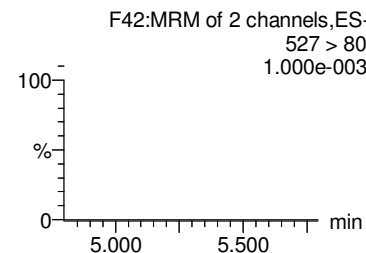
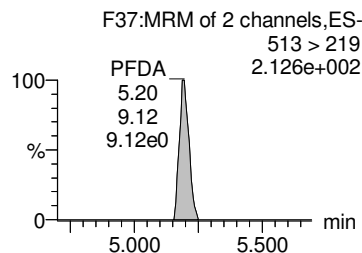
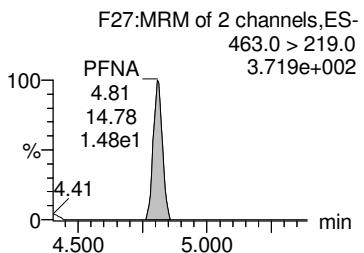
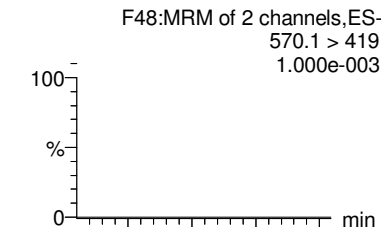
8:2 FTS



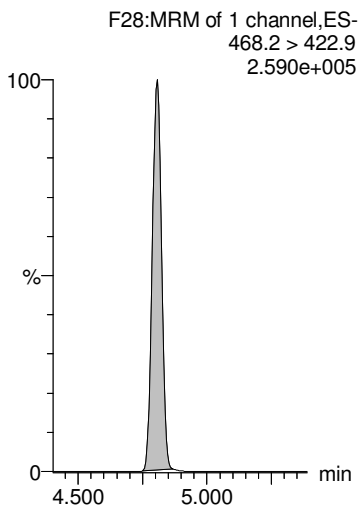
PFOSA



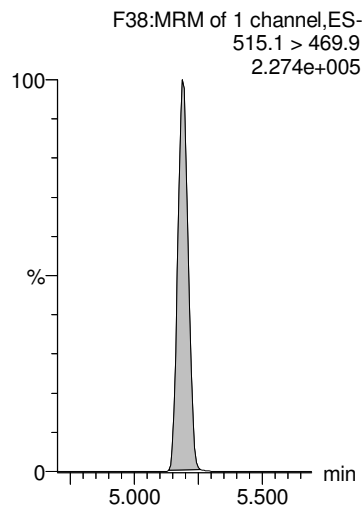
Total N-MeFOSAA



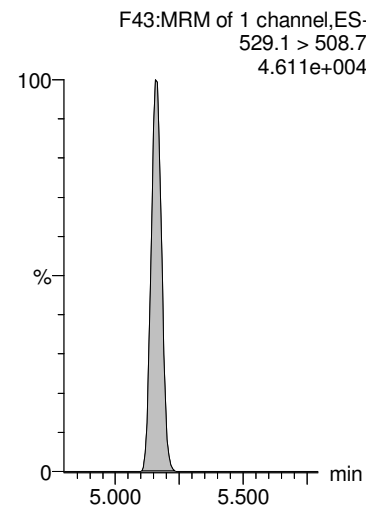
13C5-PFNA



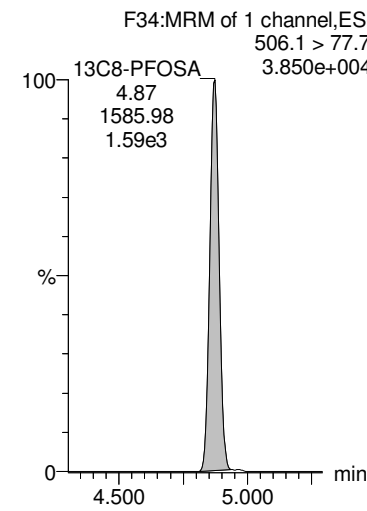
13C2-PFDA



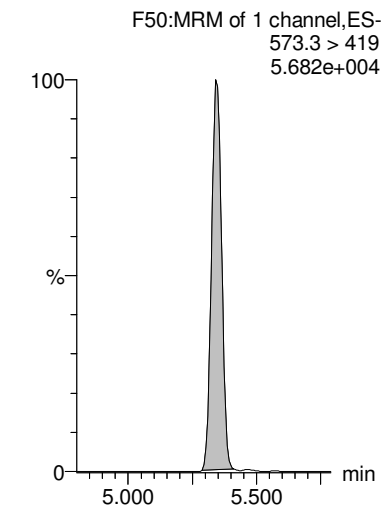
13C2-8:2 FTS



13C8-PFOSA



d3-N-MeFOSAA



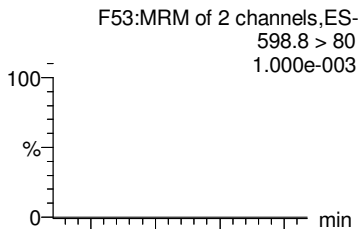
Dataset: Z:\Projects\PFAS.PRO\Results\180525M1\180525M1-23.qld

MM 6/5/2018

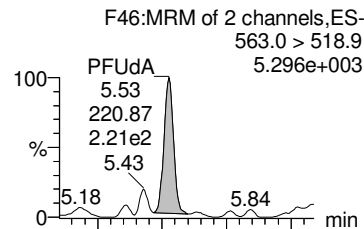
Last Altered: Tuesday, June 05, 2018 12:42:01 Pacific Daylight Time
 Printed: Tuesday, June 05, 2018 12:43:50 Pacific Daylight Time

Name: 180525M1_23, Date: 25-May-2018, Time: 18:52:42, ID: 1800802-05 BPS1-TT-MW301S-20180425 0.21875, Description: BPS1-TT-MW301S-20180425

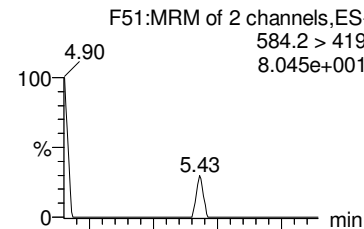
PFDS



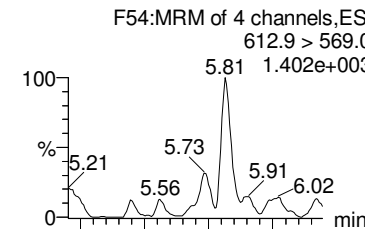
PFUdA



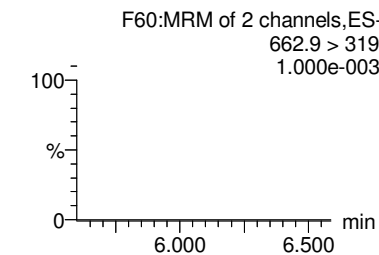
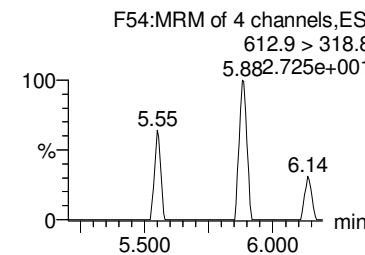
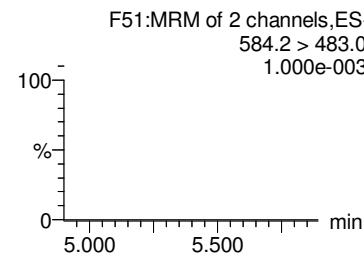
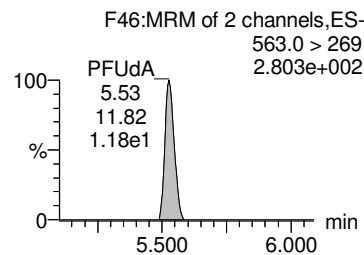
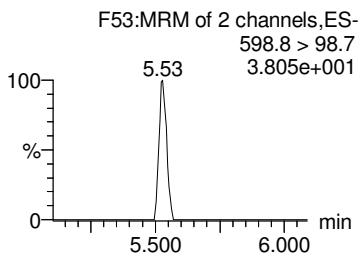
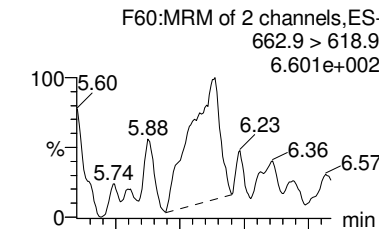
Total N-EtFOSAA



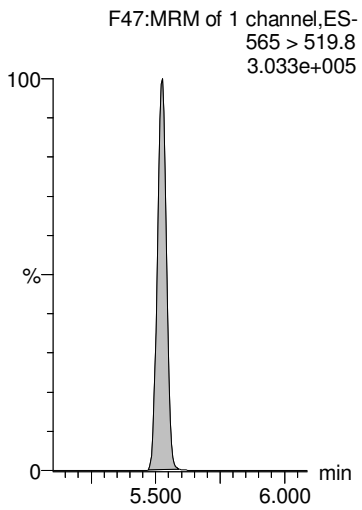
PFDaA



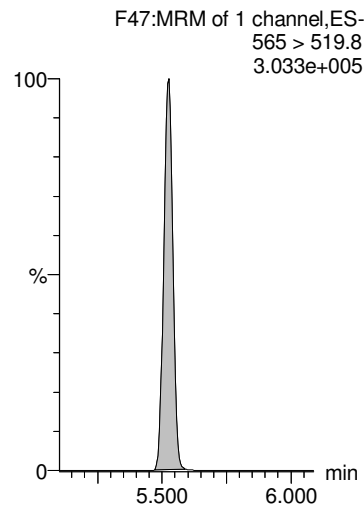
PFTrDA



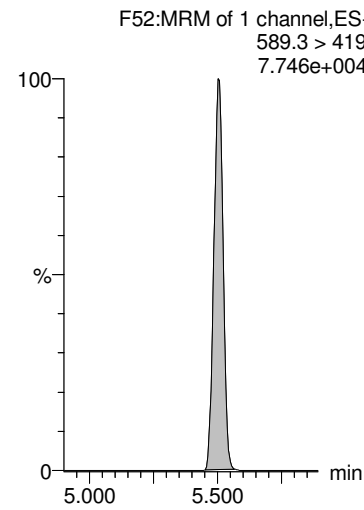
13C2-PFUdA



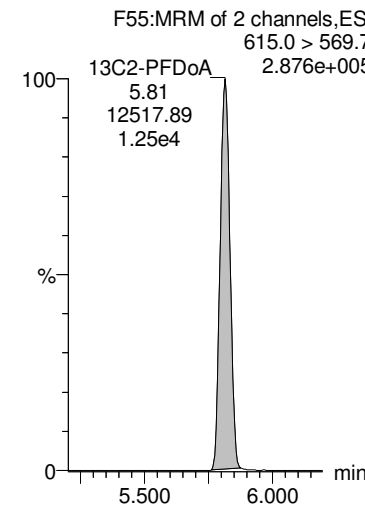
13C2-PFUdA



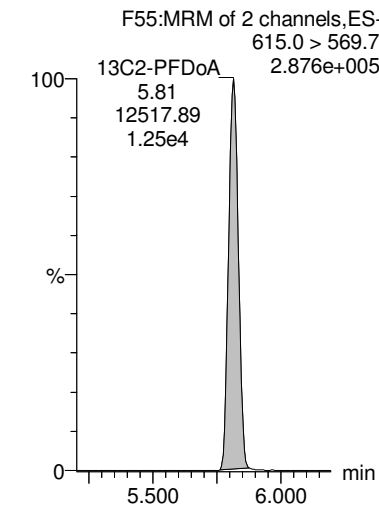
d5-N-EtFOSAA



13C2-PFDaA



13C2-PFDaA

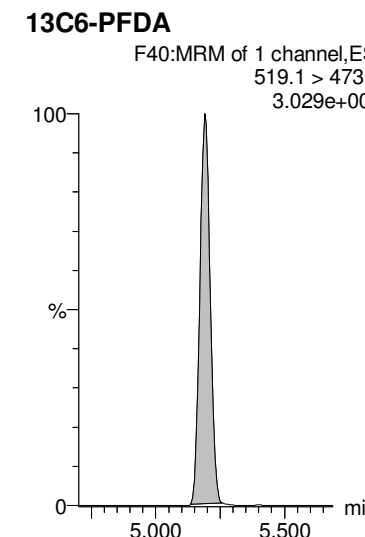
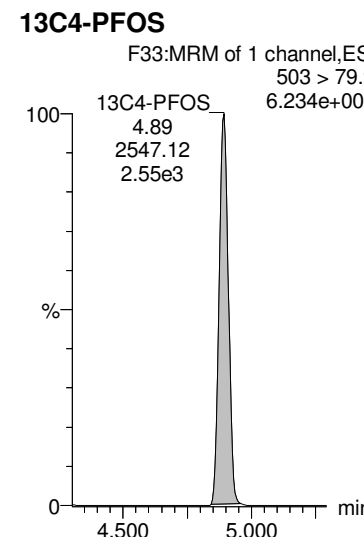
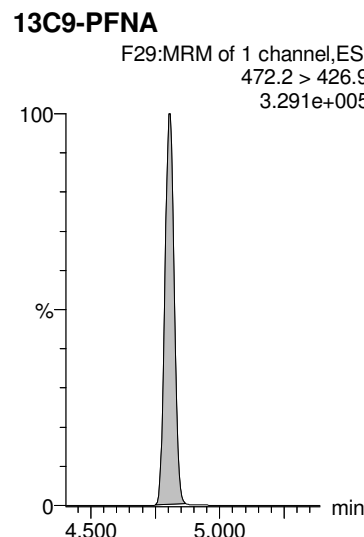
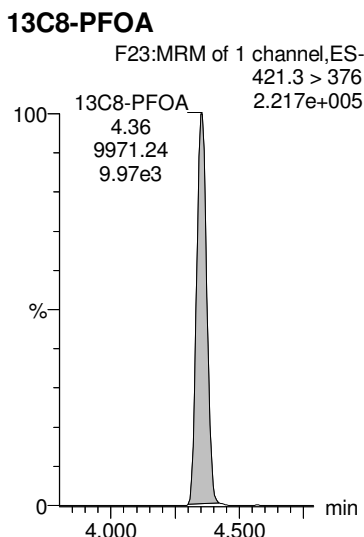
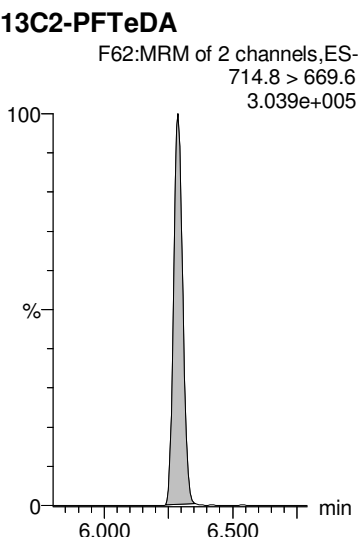
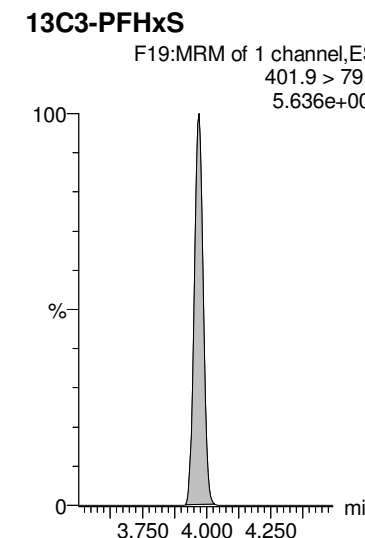
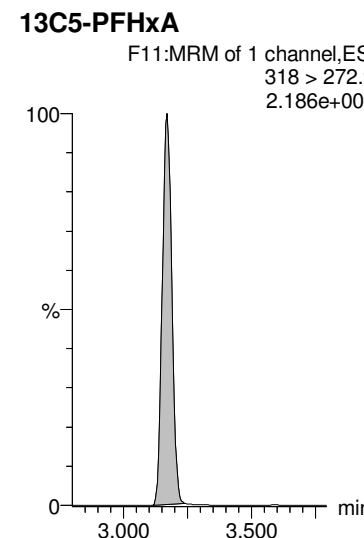
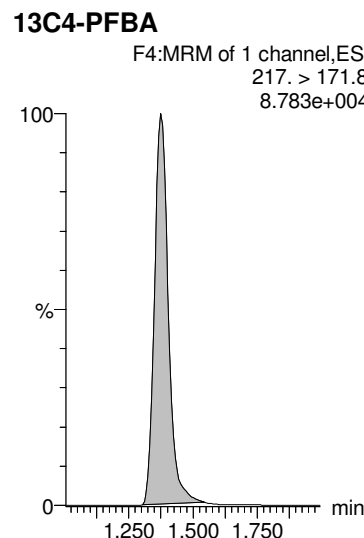
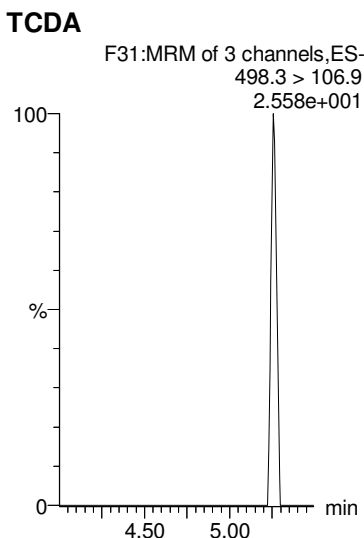
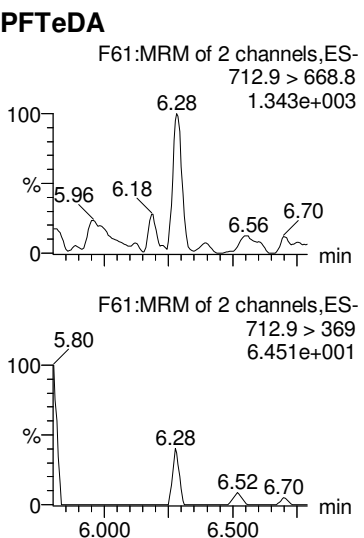


Dataset: Z:\Projects\PFAS.PRO\Results\180525M1\180525M1-23.qld

MM 6/5/2018

Last Altered: Tuesday, June 05, 2018 12:42:01 Pacific Daylight Time
 Printed: Tuesday, June 05, 2018 12:43:50 Pacific Daylight Time

Name: 180525M1_23, Date: 25-May-2018, Time: 18:52:42, ID: 1800802-05 BPS1-TT-MW301S-20180425 0.21875, Description: BPS1-TT-MW301S-20180425



Dataset: Z:\Projects\PFAS.PRO\Results\180525M1\180525M1-23.qld

MM 6/5/2018

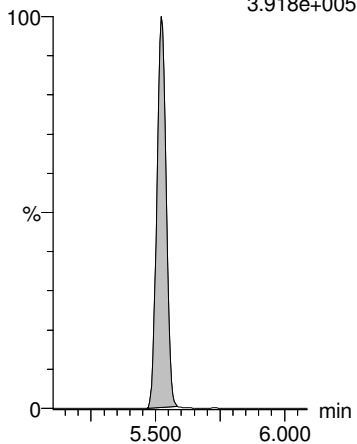
Last Altered: Tuesday, June 05, 2018 12:42:01 Pacific Daylight Time

Printed: Tuesday, June 05, 2018 12:43:50 Pacific Daylight Time

Name: 180525M1_23, Date: 25-May-2018, Time: 18:52:42, ID: 1800802-05 BPS1-TT-MW301S-20180425 0.21875, Description: BPS1-TT-MW301S-20180425

13C7-PFUdA

F49:MRM of 1 channel,ES-
570.1 > 524.8
3.918e+005



Dataset: Z:\Projects\PFAS.PRO\Results\180525M1\180525M1-24.qld

MM 6/5/2018

Last Altered: Tuesday, June 05, 2018 12:48:41 Pacific Daylight Time

Printed: Tuesday, June 05, 2018 12:49:00 Pacific Daylight Time

Method: Z:\Projects\PFAS.PRO\MethDB\PFAS_FULL_80C_052518.mdb 26 May 2018 14:09:10

Calibration: Z:\Projects\PFAS.PRO\CurveDB\C18_VAL-PFAS_Q4_05-25-18.cdb 26 May 2018 15:24:47

Name: 180525M1_24, Date: 25-May-2018, Time: 19:04:06, ID: 1800802-06 BP-DUP02-20180425 0.24077, Description: BP-DUP02-20180425

	# Name	Trace	Area	IS Area	wt/vol RRF M...	Pred.RT	RT	Response	Conc.	%Rec	Ion Ratio	Ratio Out?
1	1 PFBA	213.0 > 168.8	3976.8	4864.2	0.241	1.37	1.37	10.220	39.356			
2	2 PFPeA	263.1 > 218.9	19137.1	7368.4	0.241	2.37	2.37	32.465	135.933			
3	3 PFBS	299.0 > 79.7	68.2	1023.5	0.241	2.66	2.66	0.833	1.763		2.173	NO
4	5 PFHxA	313.2 > 268.9	16465.6	2701.3	0.241	3.17	3.17	30.477	87.210		238.049	NO
5	7 PFHpA	363.0 > 318.9	16395.7	7841.1	0.241	3.81	3.82	26.138	92.277		25.346	NO
6	8 L-PFHxS	398.9 > 79.6	68.2	880.5	0.241	4.02	3.97	0.968	2.384		1.590	NO
7	10 6:2 FTS	427.1 > 407	100.9	2328.3	0.241	4.30	4.30	0.542	1.982		2.983	NO
8	11 L-PFOA	413 > 368.7	9865.1	11700.7	0.241	4.40	4.36	10.539	43.900		4.451	NO
9	13 PFHpS	449 > 80.0		11700.7	0.241	4.46						
10	14 PFNA	463.0 > 418.8	435.7	10060.0	0.241	4.81	4.80	0.541	1.740		7.437	NO
11	15 PFOSA	498.2 > 77.9		1397.9	0.241	4.87						
12	16 L-PFOS	499.1 > 79.9	340.0	2335.0	0.241	4.92	4.89	1.820	8.536		2.578	YES
13	18 PFDA	513 > 468.8	468.0	9742.0	0.241	5.19	5.19	0.600	2.624		9.130	NO

Dataset: Z:\Projects\PFAS.PRO\Results\180525M1\180525M1-24.qld

MM 6/5/2018

Last Altered: Tuesday, June 05, 2018 12:48:41 Pacific Daylight Time

Printed: Tuesday, June 05, 2018 12:49:09 Pacific Daylight Time

Method: Z:\Projects\PFAS.PRO\MethDB\PFAS_FULL_80C_052518.mdb 26 May 2018 14:09:10

Calibration: Z:\Projects\PFAS.PRO\CurveDB\C18_VAL-PFAS_Q4_05-25-18.cdb 26 May 2018 15:24:47

Name: 180525M1_24, Date: 25-May-2018, Time: 19:04:06, ID: 1800802-06 BP-DUP02-20180425 0.24077, Description: BP-DUP02-20180425

	# Name	Trace	Area	IS Area	wt/vol RRF M...	Pred.RT	RT	Response	Conc.	%Rec	Ion Ratio	Ratio Out?
1	19 8:2 FTS	527 > 506.9		2378.5	0.241	5.16						
2	21 L-MeFOSAA	570.1 > 419		2302.9	0.241	5.35						
3	23 L-EtFOSAA	584.2 > 419		3038.9	0.241	5.51						
4	25 PFUdA	563.0 > 518.9	259.8	11340.7	0.241	5.52	5.52	0.286	1.202		12.112	NO
5	26 PFDS	598.8 > 80		11340.7	0.241	5.57						
6	27 PFDoA	612.9 > 569.0		11258.4	0.241	5.81						
7	29 PFTrDA	662.9 > 618.9		11258.4	0.241	6.06						
8	30 PFTeDA	712.9 > 668.8		11641.2	0.241	6.29						

Dataset: Z:\Projects\PFAS.PRO\Results\180525M1\180525M1-24.qld

MM 6/5/2018

Last Altered: Tuesday, June 05, 2018 12:48:41 Pacific Daylight Time

Printed: Tuesday, June 05, 2018 12:49:18 Pacific Daylight Time

Method: Z:\Projects\PFAS.PRO\MethDB\PFAS_FULL_80C_052518.mdb 26 May 2018 14:09:10

Calibration: Z:\Projects\PFAS.PRO\CurveDB\C18_VAL-PFAS_Q4_05-25-18.cdb 26 May 2018 15:24:47

Name: 180525M1_24, Date: 25-May-2018, Time: 19:04:06, ID: 1800802-06 BP-DUP02-20180425 0.24077, Description: BP-DUP02-20180425

	# Name	Trace	Area	IS Area	wt/vol	RRF M...	Pred.RT	RT	Response	Conc.	%Rec	Ion Ratio	Ratio Out?
1	36	13C3-PFBA	216.1 > 171.8	4864.2	5976.9	0.241	0.874	1.38	1.36	10.173	48.329	93.1	
2	37	13C3-PFPeA	266. > 221.8	7368.4	10059.6	0.241	0.834	2.37	2.37	9.156	45.580	87.8	
3	38	13C3-PFBS	302. > 98.8	1023.5	10059.6	0.241	0.101	2.65	2.66	1.272	52.465	101.1	
4	40	13C2-PFHxA	315 > 269.8	2701.3	10059.6	0.241	0.731	3.17	3.17	3.357	19.068	91.8	
5	41	13C4-PFHpA	367.2 > 321.8	7841.1	10059.6	0.241	0.820	3.81	3.81	9.743	49.360	95.1	
6	42	18O2-PFHxS	403.0 > 102.6	880.5	2213.3	0.241	0.429	3.97	3.97	4.973	48.109	92.7	
7	43	13C2-6:2 FTS	429.1 > 408.9	2328.3	11370.7	0.241	0.235	4.30	4.30	2.560	45.218	87.1	
8	44	13C2-PFOA	414.9 > 369.7	11700.7	11370.7	0.241	1.222	4.35	4.36	12.863	43.705	84.2	
9	45	13C5-PFNA	468.2 > 422.9	10060.0	14743.0	0.241	0.950	4.81	4.81	8.529	37.285	71.8	
10	46	13C8-PFOSA	506.1 > 77.7	1397.9	16808.3	0.241	0.190	4.87	4.87	1.040	22.755	43.8	
11	47	13C8-PFOS	507.0 > 79.9	2335.0	2376.9	0.241	1.018	4.89	4.89	12.280	50.121	96.5	
12	48	13C2-PFDA	515.1 > 469.9	9742.0	16006.7	0.241	1.175	5.19	5.19	7.608	26.883	51.8	
13	49	13C2-8:2 FTS	529.1 > 508.7	2378.5	10059.6	0.241	0.245	5.16	5.16	2.955	50.032	96.4	
14	50	d3-N-MeFOSAA	573.3 > 419	2302.9	16808.3	0.241	0.202	5.34	5.34	1.713	35.291	68.0	
15	51	d5-N-EtFOSAA	589.3 > 419	3038.9	16808.3	0.241	0.242	5.50	5.50	2.260	38.737	74.6	
16	52	13C2-PFUdA	565 > 519.8	11340.7	16808.3	0.241	1.062	5.52	5.52	8.434	32.996	63.6	
17	53	13C2-PFDoA	615.0 > 569.7	11258.4	16006.7	0.241	1.048	5.81	5.81	8.792	34.859	67.1	
18	55	13C2-PFTeDA	714.8 > 669.6	11641.2	16808.3	0.241	0.871	6.29	6.29	8.657	41.280	79.5	
19	60	13C4-PFBA	217. > 171.8	5976.9	5976.9	0.241	1.000	1.38	1.37	12.500	51.917	100.0	
20	61	13C5-PFHxA	318 > 272.9	10059.6	10059.6	0.241	1.000	3.17	3.17	12.500	51.917	100.0	
21	62	13C3-PFHxS	401.9 > 79.9	2213.3	2213.3	0.241	1.000	3.97	3.97	12.500	51.917	100.0	
22	63	13C8-PFOA	421.3 > 376	11370.7	11370.7	0.241	1.000	4.35	4.36	12.500	51.917	100.0	
23	64	13C9-PFNA	472.2 > 426.9	14743.0	14743.0	0.241	1.000	4.80	4.81	12.500	51.917	100.0	
24	65	13C4-PFOS	503 > 79.9	2376.9	2376.9	0.241	1.000	4.89	4.89	12.500	51.917	100.0	
25	66	13C6-PFDA	519.1 > 473.7	16006.7	16006.7	0.241	1.000	5.19	5.19	12.500	51.917	100.0	
26	67	13C7-PFUdA	570.1 > 524.8	16808.3	16808.3	0.241	1.000	5.52	5.52	12.500	51.917	100.0	
27	68	Total PFHxS	398.9 > 79.6	68.2	880.5	0.241		4.05		0.968	2.384		
28	69	Total PFOA	413 > 368.7	11095.0	11700.7	0.241		4.30		11.853	49.343		
29	70	Total PFOS	499.1 > 79.9	340.0	2335.0	0.241		4.90		1.820	8.536		
30	71	Total N-MeFOSAA	570.1 > 419	0.0	2302.9	0.241		5.55		0.000			
31	72	Total N-EtFOSAA	584.2 > 419	0.0	3038.9	0.241		5.70		0.000			

ANP 6/5/2018

Dataset: Z:\Projects\PFAS.PRO\Results\180525M1\180525M1-24.qld

MM 6/5/2018

Last Altered: Tuesday, June 05, 2018 12:48:41 Pacific Daylight Time

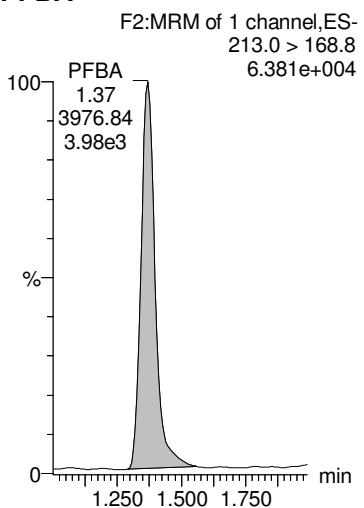
Printed: Tuesday, June 05, 2018 12:49:18 Pacific Daylight Time

Method: Z:\Projects\PFAS.PRO\MethDB\PFAS_FULL_80C_052518.mdb 26 May 2018 14:09:10

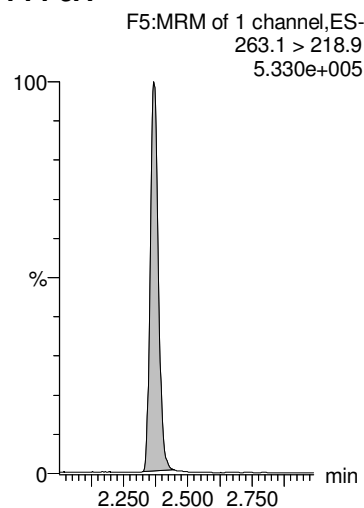
Calibration: Z:\Projects\PFAS.PRO\CurveDB\C18_VAL-PFAS_Q4_05-25-18.cdb 26 May 2018 15:24:47

Name: 180525M1_24, Date: 25-May-2018, Time: 19:04:06, ID: 1800802-06 BP-DUP02-20180425 0.24077, Description: BP-DUP02-20180425

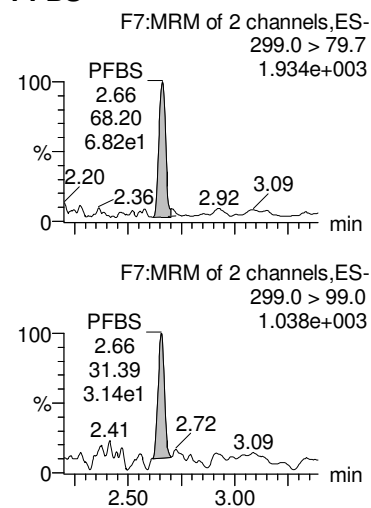
PFBA



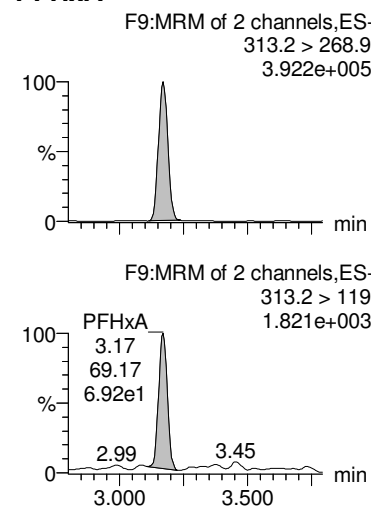
PFPeA



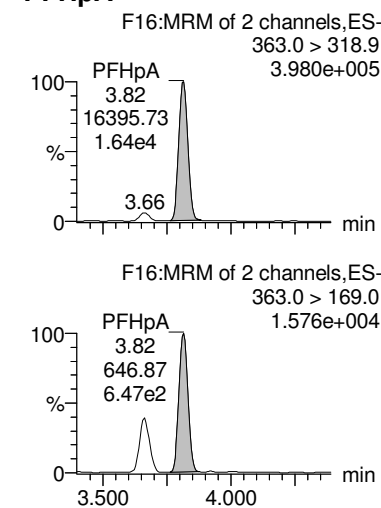
PFBS



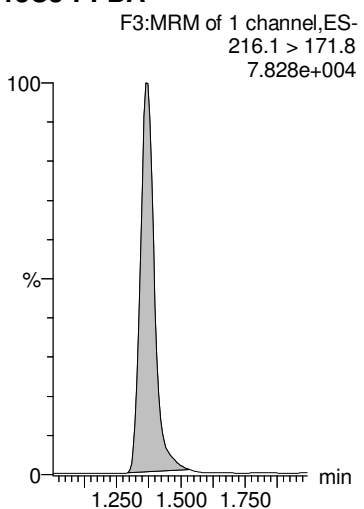
PFHxA



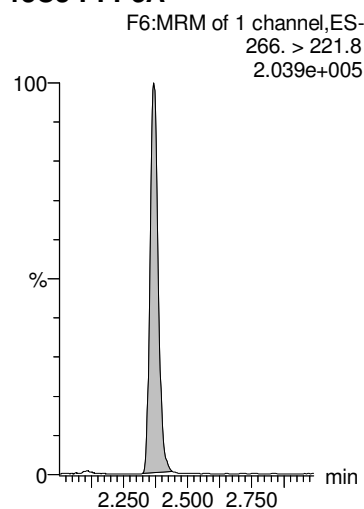
PFHpA



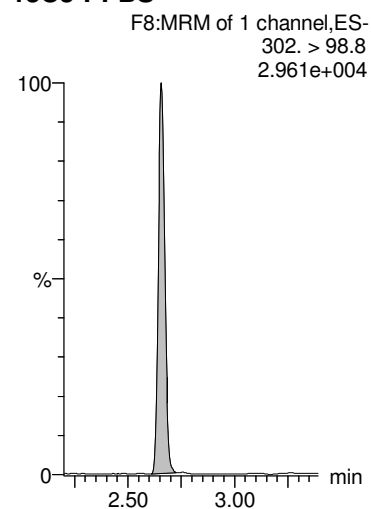
13C3-PFBA



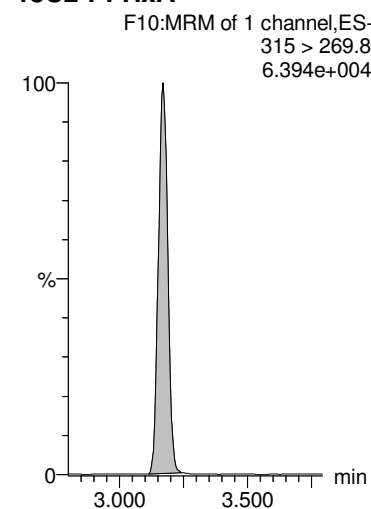
13C3-PFPeA



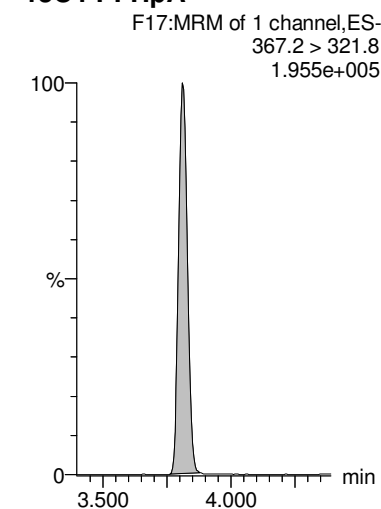
13C3-PFBS



13C2-PFHxA



13C4-PFHpA



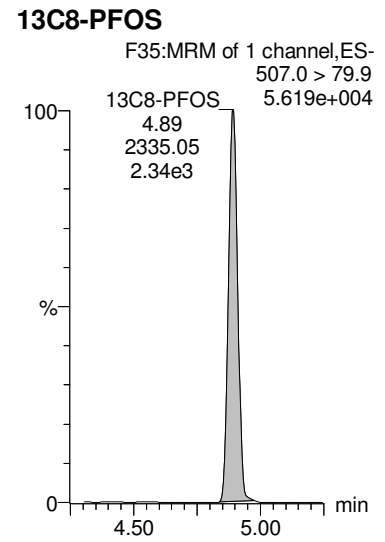
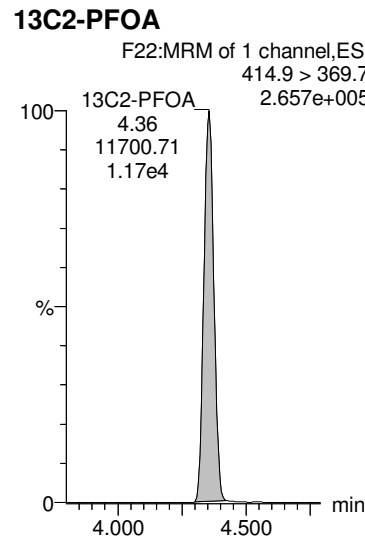
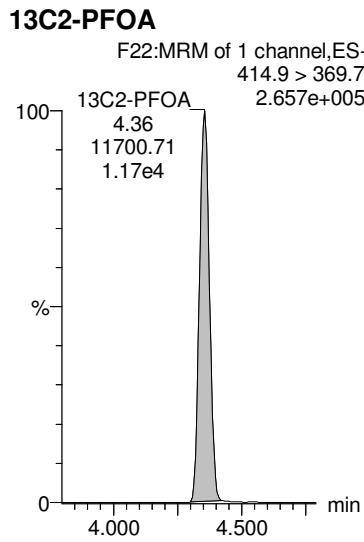
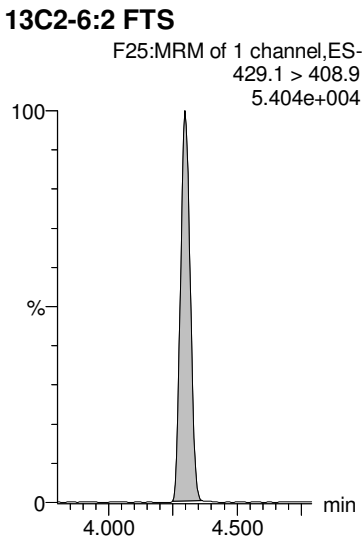
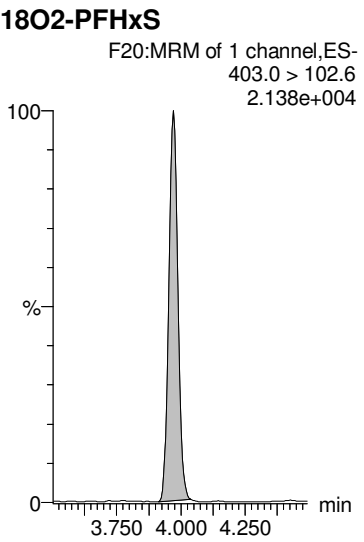
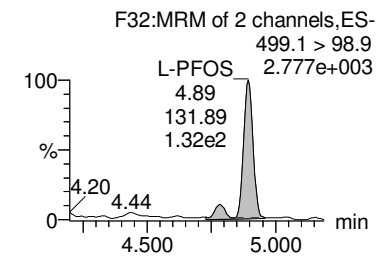
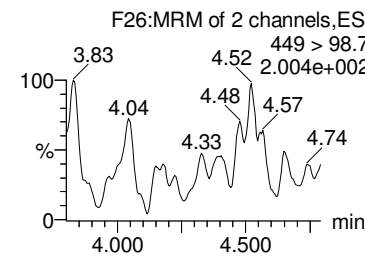
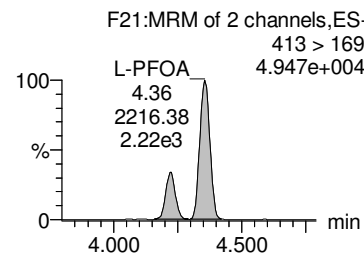
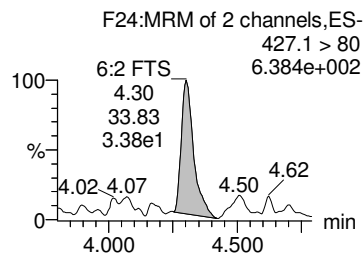
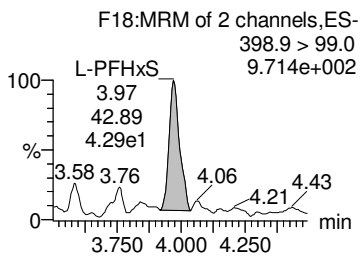
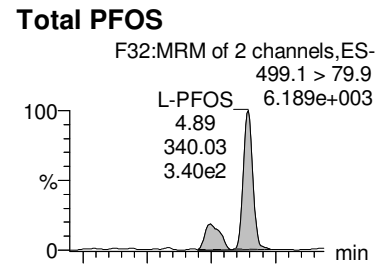
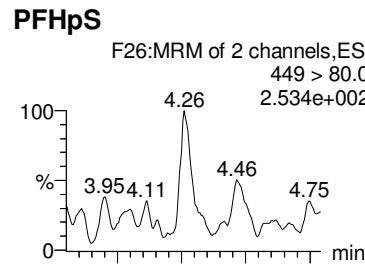
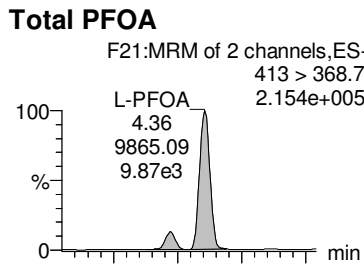
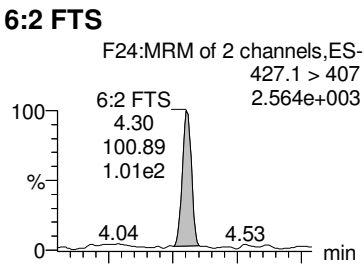
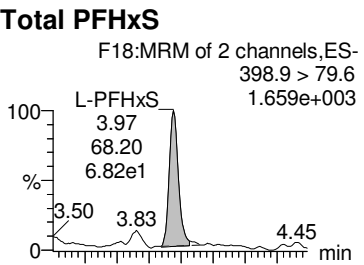
Dataset: Z:\Projects\PFAS.PRO\Results\180525M1\180525M1-24.qld

MM 6/5/2018

Last Altered: Tuesday, June 05, 2018 12:48:41 Pacific Daylight Time

Printed: Tuesday, June 05, 2018 12:49:18 Pacific Daylight Time

Name: 180525M1_24, Date: 25-May-2018, Time: 19:04:06, ID: 1800802-06 BP-DUP02-20180425 0.24077, Description: BP-DUP02-20180425



Dataset: Z:\Projects\PFAS.PRO\Results\180525M1\180525M1-24.qld

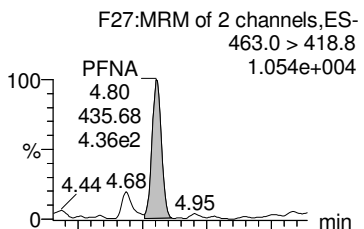
MM 6/5/2018

Last Altered: Tuesday, June 05, 2018 12:48:41 Pacific Daylight Time

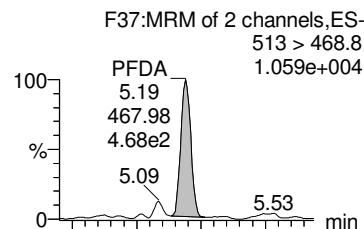
Printed: Tuesday, June 05, 2018 12:49:18 Pacific Daylight Time

Name: 180525M1_24, Date: 25-May-2018, Time: 19:04:06, ID: 1800802-06 BP-DUP02-20180425 0.24077, Description: BP-DUP02-20180425

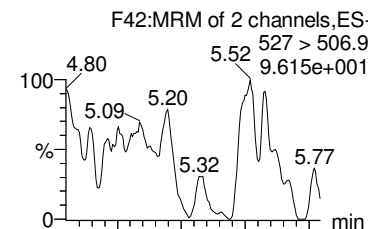
PFNA



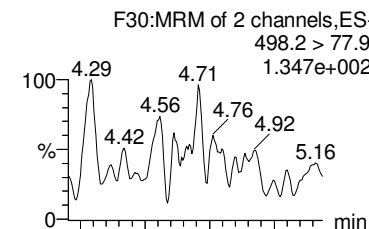
PFDA



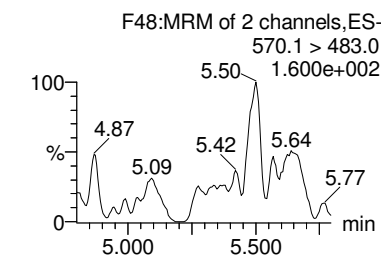
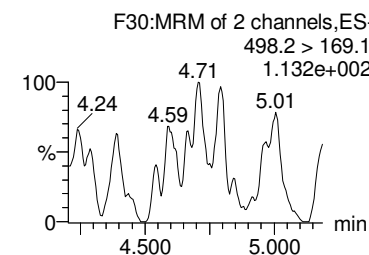
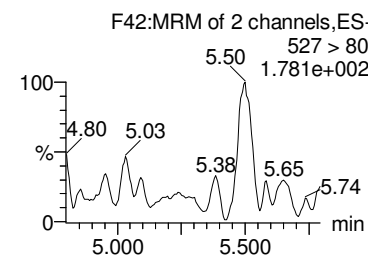
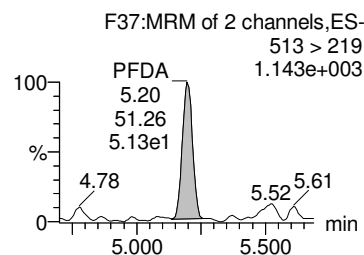
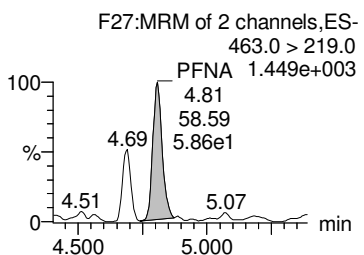
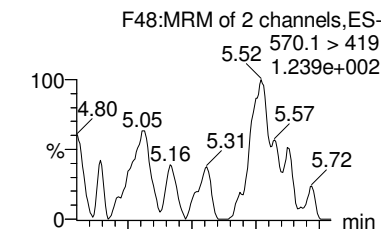
8:2 FTS



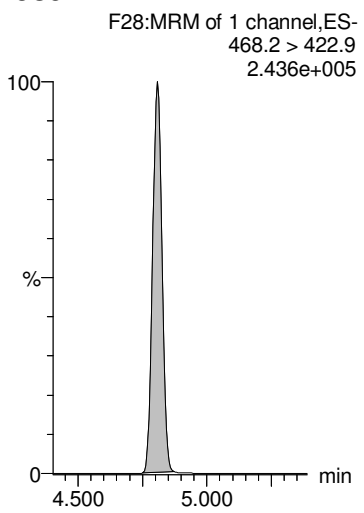
PFOSA



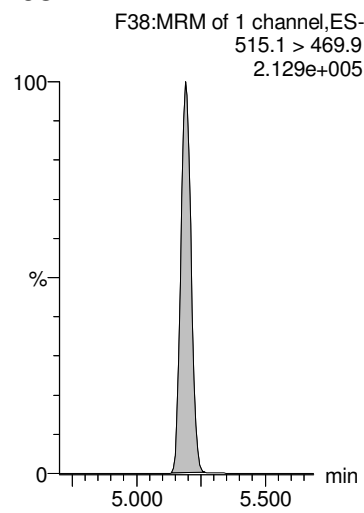
Total N-MeFOSAA



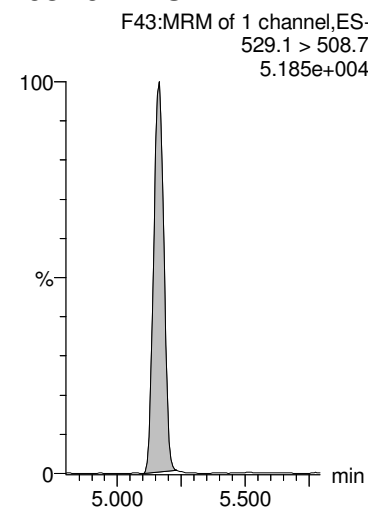
13C5-PFNA



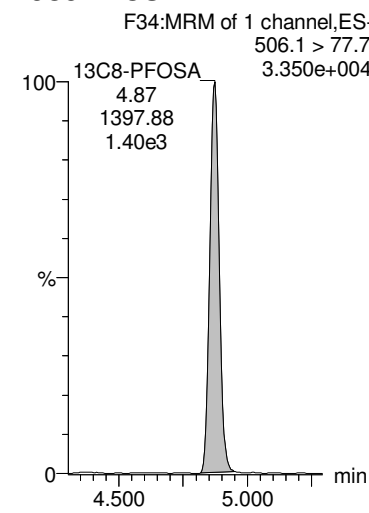
13C2-PFDA



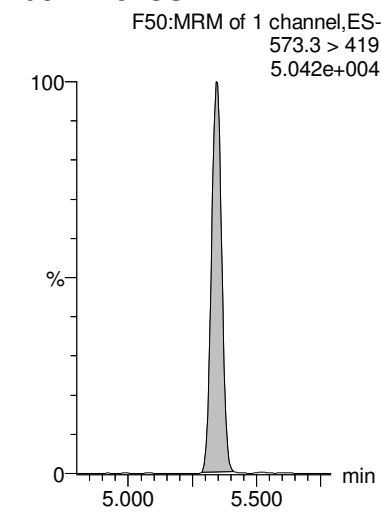
13C2-8:2 FTS



13C8-PFOSA



d3-N-MeFOSAA



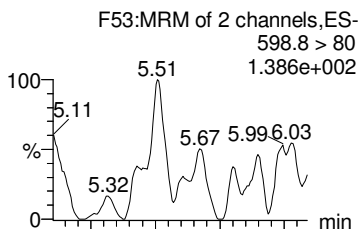
Dataset: Z:\Projects\PFAS.PRO\Results\180525M1\180525M1-24.qld

MM 6/5/2018

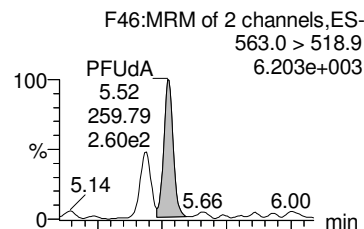
Last Altered: Tuesday, June 05, 2018 12:48:41 Pacific Daylight Time
Printed: Tuesday, June 05, 2018 12:49:18 Pacific Daylight Time

Name: 180525M1_24, Date: 25-May-2018, Time: 19:04:06, ID: 1800802-06 BP-DUP02-20180425 0.24077, Description: BP-DUP02-20180425

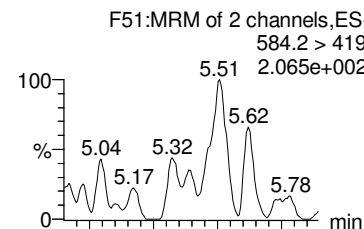
PFDS



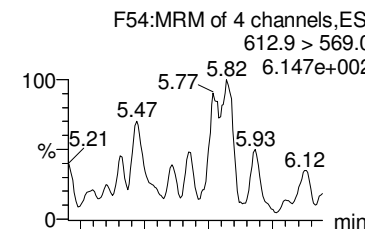
PFUdA



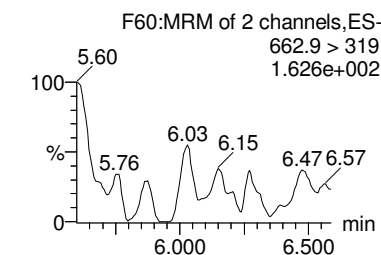
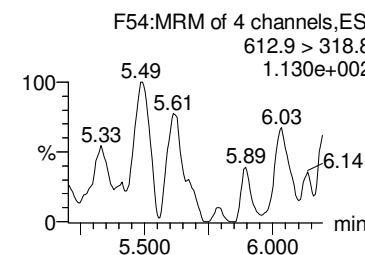
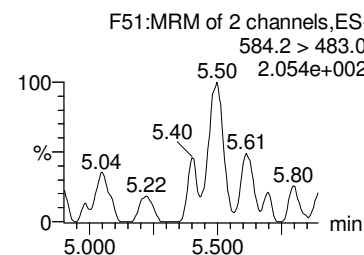
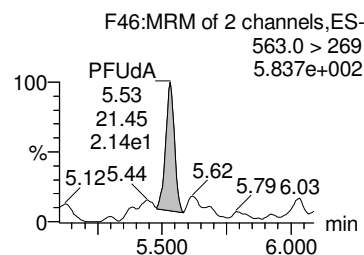
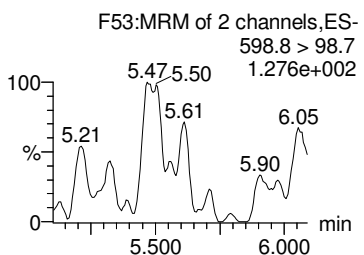
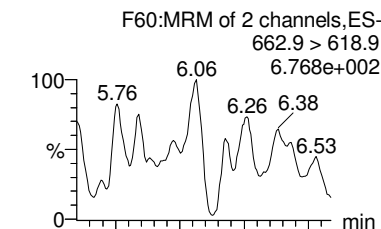
Total N-EtFOSAA



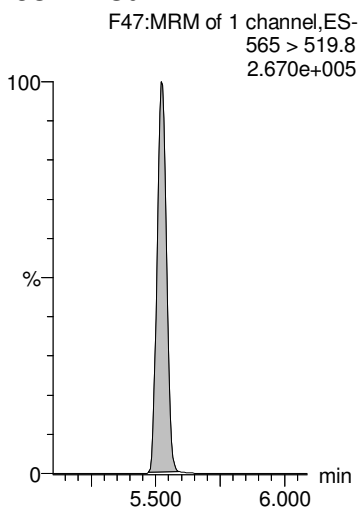
PFDaA



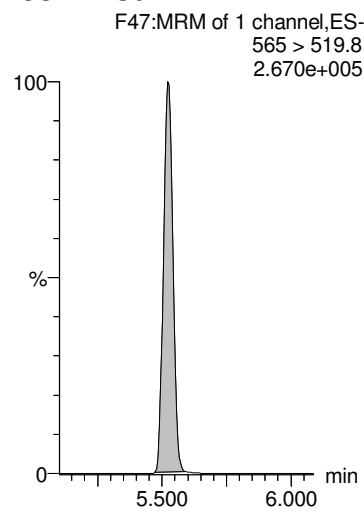
PFTrDA



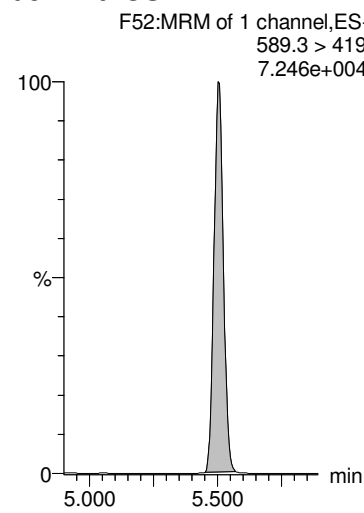
13C2-PFUdA



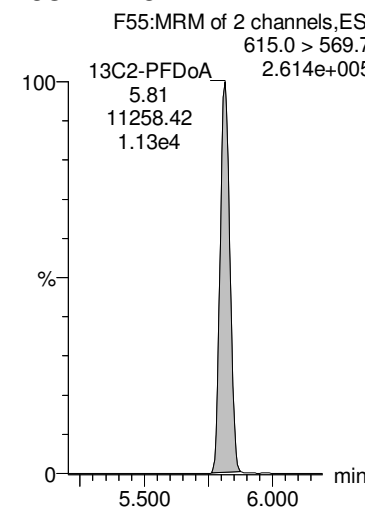
13C2-PFUdA



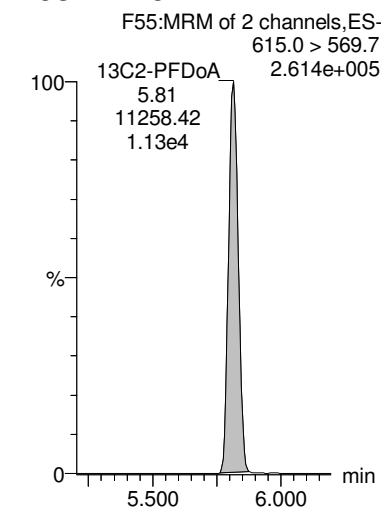
d5-N-EtFOSAA



13C2-PFDaA



13C2-PFDaA



Dataset: Z:\Projects\PFAS.PRO\Results\180525M1\180525M1-24.qld

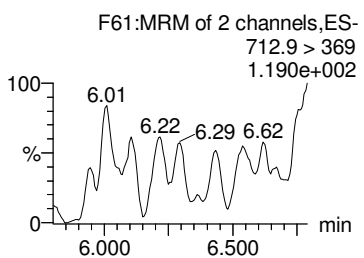
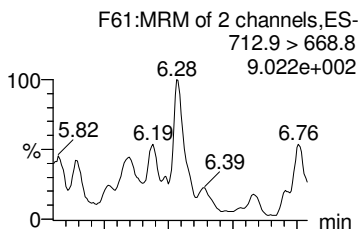
MM 6/5/2018

Last Altered: Tuesday, June 05, 2018 12:48:41 Pacific Daylight Time

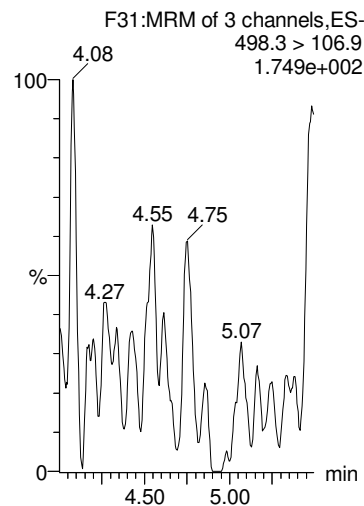
Printed: Tuesday, June 05, 2018 12:49:18 Pacific Daylight Time

Name: 180525M1_24, Date: 25-May-2018, Time: 19:04:06, ID: 1800802-06 BP-DUP02-20180425 0.24077, Description: BP-DUP02-20180425

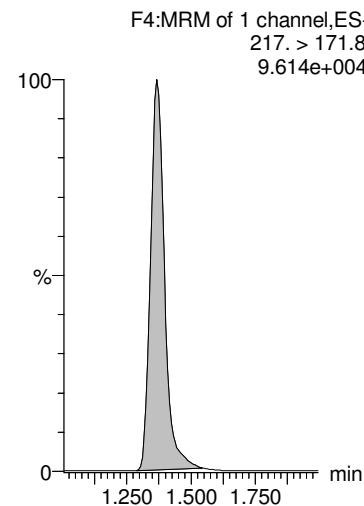
PFTeDA



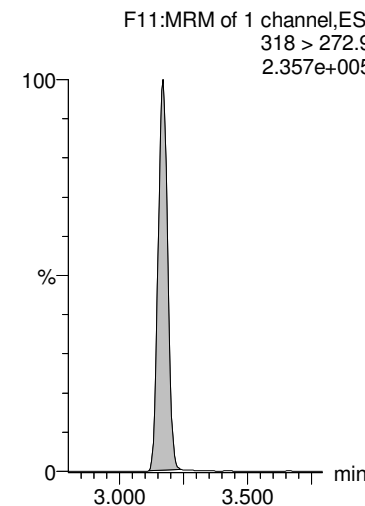
TCDA



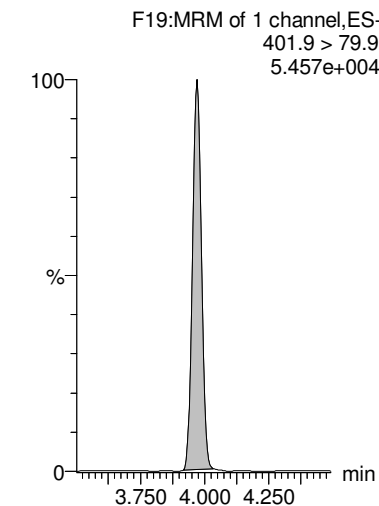
13C4-PFBA



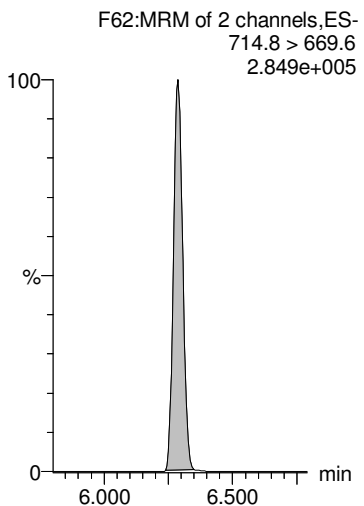
13C5-PFHxA



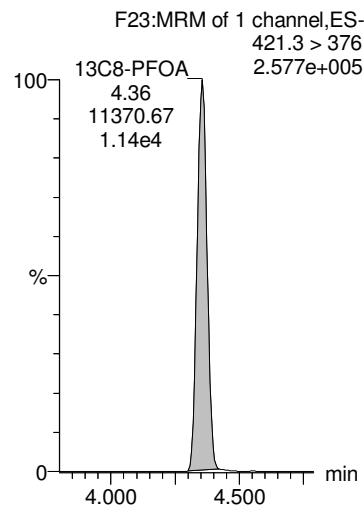
13C3-PFHxS



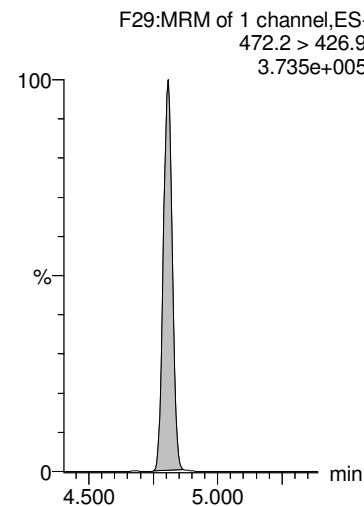
13C2-PFTeDA



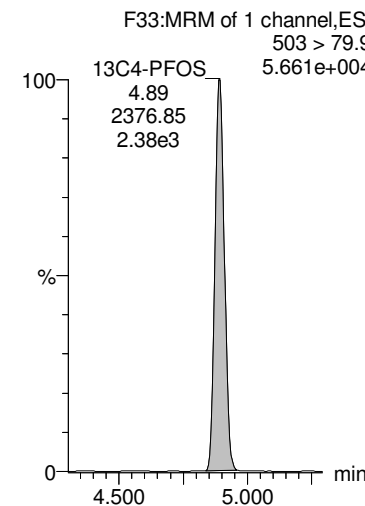
13C8-PFOA



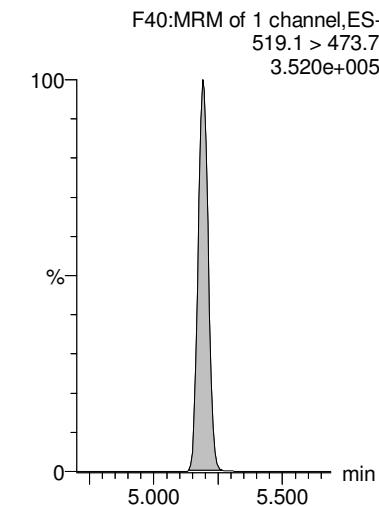
13C9-PFNA



13C4-PFOS



13C6-PFDA



Dataset: Z:\Projects\PFAS.PRO\Results\180525M1\180525M1-24.qld

MM 6/5/2018

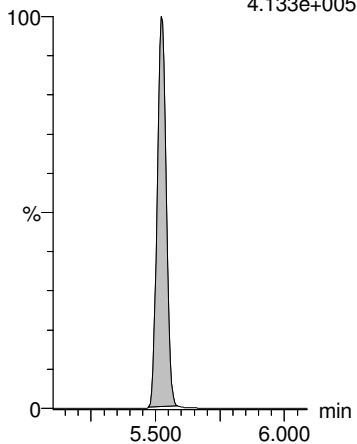
Last Altered: Tuesday, June 05, 2018 12:48:41 Pacific Daylight Time

Printed: Tuesday, June 05, 2018 12:49:18 Pacific Daylight Time

Name: 180525M1_24, Date: 25-May-2018, Time: 19:04:06, ID: 1800802-06 BP-DUP02-20180425 0.24077, Description: BP-DUP02-20180425

13C7-PFUdA

F49:MRM of 1 channel,ES-
570.1 > 524.8
4.133e+005



Dataset: Z:\Projects\PFAS.PRO\Results\180525M1\180525M1-25.qld

MM 6/5/2018

Last Altered: Tuesday, June 05, 2018 12:55:28 Pacific Daylight Time

Printed: Tuesday, June 05, 2018 12:55:58 Pacific Daylight Time

Method: Z:\Projects\PFAS.PRO\MethDB\PFAS_FULL_80C_052518.mdb 26 May 2018 14:09:10

Calibration: Z:\Projects\PFAS.PRO\CurveDB\C18_VAL-PFAS_Q4_05-25-18.cdb 26 May 2018 15:24:47

Name: 180525M1_25, Date: 25-May-2018, Time: 19:15:30, ID: 1800802-07 BP-EB01-20180425 0.24108, Description: BP-EB01-20180425

	# Name	Trace	Area	IS Area	wt/vol RRF M...	Pred.RT	RT	Response	Conc.	%Rec	Ion Ratio	Ratio Out?
1	1 PFBA	213.0 > 168.8		5207.6	0.241	1.40						
2	2 PFPeA	263.1 > 218.9		7453.3	0.241	2.38						
3	3 PFBS	299.0 > 79.7		1145.2	0.241	2.66						
4	5 PFHxA	313.2 > 268.9		2848.2	0.241	3.18						
5	7 PFHpA	363.0 > 318.9		7435.5	0.241	3.82						
6	8 L-PFHxS	398.9 > 79.6		1165.3	0.241	4.02						
7	10 6:2 FTS	427.1 > 407		2454.2	0.241	4.30						
8	11 L-PFOA	413 > 368.7	156.8	11000.1	0.241	4.40	4.36	0.178	0.724		5.740	NO
9	13 PFHpS	449 > 80.0		11000.1	0.241	4.46					0.000	YES
10	14 PFNA	463.0 > 418.8		10061.4	0.241	4.81						
11	15 PFOSA	498.2 > 77.9		1236.1	0.241	4.87						
12	16 L-PFOS	499.1 > 79.9		2557.2	0.241	4.92						
13	18 PFDA	513 > 468.8		10872.3	0.241	5.19						

Dataset: Z:\Projects\PFAS.PRO\Results\180525M1\180525M1-25.qld

MM 6/5/2018

Last Altered: Tuesday, June 05, 2018 12:55:28 Pacific Daylight Time

Printed: Tuesday, June 05, 2018 12:56:11 Pacific Daylight Time

Method: Z:\Projects\PFAS.PRO\MethDB\PFAS_FULL_80C_052518.mdb 26 May 2018 14:09:10

Calibration: Z:\Projects\PFAS.PRO\CurveDB\C18_VAL-PFAS_Q4_05-25-18.cdb 26 May 2018 15:24:47

Name: 180525M1_25, Date: 25-May-2018, Time: 19:15:30, ID: 1800802-07 BP-EB01-20180425 0.24108, Description: BP-EB01-20180425

	# Name	Trace	Area	IS Area	wt/vol RRF M...	Pred.RT	RT	Response	Conc.	%Rec	Ion Ratio	Ratio Out?
1	19 8:2 FTS	527 > 506.9		2168.6	0.241	5.16						
2	21 L-MeFOSAA	570.1 > 419		2361.0	0.241	5.35						
3	23 L-EtFOSAA	584.2 > 419		2664.7	0.241	5.51						
4	25 PFUdA	563.0 > 518.9		12188.6	0.241	5.52						
5	26 PFDS	598.8 > 80		12188.6	0.241	5.57						
6	27 PFDoA	612.9 > 569.0		11278.7	0.241	5.81						
7	29 PFTrDA	662.9 > 618.9		11278.7	0.241	6.06						
8	30 PFTeDA	712.9 > 668.8		10546.0	0.241	6.29						

Dataset: Z:\Projects\PFAS.PRO\Results\180525M1\180525M1-25.qld

MM 6/5/2018

Last Altered: Tuesday, June 05, 2018 12:55:28 Pacific Daylight Time

Printed: Tuesday, June 05, 2018 12:56:23 Pacific Daylight Time

Method: Z:\Projects\PFAS.PRO\MethDB\PFAS_FULL_80C_052518.mdb 26 May 2018 14:09:10

Calibration: Z:\Projects\PFAS.PRO\CurveDB\C18_VAL-PFAS_Q4_05-25-18.cdb 26 May 2018 15:24:47

Name: 180525M1_25, Date: 25-May-2018, Time: 19:15:30, ID: 1800802-07 BP-EB01-20180425 0.24108, Description: BP-EB01-20180425

	# Name	Trace	Area	IS Area	wt/vol	RRF M...	Pred.RT	RT	Response	Conc.	%Rec	Ion Ratio	Ratio Out?
1	36	13C3-PFBA	216.1 > 171.8	5207.6	6517.0	0.241	0.874	1.38	1.39	9.988	47.392	91.4	
2	37	13C3-PFPeA	266. > 221.8	7453.3	11098.9	0.241	0.834	2.37	2.38	8.394	41.734	80.5	
3	38	13C3-PFBS	302. > 98.8	1145.2	11098.9	0.241	0.101	2.65	2.66	1.290	53.143	102.5	
4	40	13C2-PFHxA	315 > 269.8	2848.2	11098.9	0.241	0.731	3.17	3.18	3.208	18.200	87.8	
5	41	13C4-PFHpA	367.2 > 321.8	7435.5	11098.9	0.241	0.820	3.81	3.82	8.374	42.370	81.7	
6	42	18O2-PFHxS	403.0 > 102.6	1165.3	2868.8	0.241	0.429	3.97	3.97	5.078	49.060	94.6	
7	43	13C2-6:2 FTS	429.1 > 408.9	2454.2	11593.5	0.241	0.235	4.30	4.30	2.646	46.687	90.0	
8	44	13C2-PFOA	414.9 > 369.7	11000.1	11593.5	0.241	1.222	4.35	4.36	11.860	40.246	77.6	
9	45	13C5-PFNA	468.2 > 422.9	10061.4	12219.7	0.241	0.950	4.81	4.81	10.292	44.932	86.7	
10	46	13C8-PFOSA	506.1 > 77.7	1236.1	19244.8	0.241	0.190	4.87	4.87	0.803	17.552	33.9	
11	47	13C8-PFOS	507.0 > 79.9	2557.2	2713.0	0.241	1.018	4.89	4.89	11.782	48.025	92.6	
12	48	13C2-PFDA	515.1 > 469.9	10872.3	17034.0	0.241	1.175	5.19	5.19	7.978	28.156	54.3	
13	49	13C2-8:2 FTS	529.1 > 508.7	2168.6	11098.9	0.241	0.245	5.16	5.16	2.442	41.293	79.6	
14	50	d3-N-MeFOSAA	573.3 > 419	2361.0	19244.8	0.241	0.202	5.34	5.34	1.534	31.560	60.9	
15	51	d5-N-EtFOSAA	589.3 > 419	2664.7	19244.8	0.241	0.242	5.50	5.50	1.731	29.630	57.1	
16	52	13C2-PFUdA	565 > 519.8	12188.6	19244.8	0.241	1.062	5.52	5.53	7.917	30.933	59.7	
17	53	13C2-PFDoA	615.0 > 569.7	11278.7	17034.0	0.241	1.048	5.81	5.81	8.277	32.773	63.2	
18	55	13C2-PFTeDA	714.8 > 669.6	10546.0	19244.8	0.241	0.871	6.29	6.29	6.850	32.619	62.9	
19	60	13C4-PFBA	217. > 171.8	6517.0	6517.0	0.241	1.000	1.38	1.40	12.500	51.850	100.0	
20	61	13C5-PFHxA	318 > 272.9	11098.9	11098.9	0.241	1.000	3.17	3.17	12.500	51.850	100.0	
21	62	13C3-PFHxS	401.9 > 79.9	2868.8	2868.8	0.241	1.000	3.97	3.97	12.500	51.850	100.0	
22	63	13C8-PFOA	421.3 > 376	11593.5	11593.5	0.241	1.000	4.35	4.36	12.500	51.850	100.0	
23	64	13C9-PFNA	472.2 > 426.9	12219.7	12219.7	0.241	1.000	4.80	4.81	12.500	51.850	100.0	
24	65	13C4-PFOS	503 > 79.9	2713.0	2713.0	0.241	1.000	4.89	4.89	12.500	51.850	100.0	
25	66	13C6-PFDA	519.1 > 473.7	17034.0	17034.0	0.241	1.000	5.19	5.19	12.500	51.850	100.0	
26	67	13C7-PFUdA	570.1 > 524.8	19244.8	19244.8	0.241	1.000	5.52	5.53	12.500	51.850	100.0	
27	68	Total PFHxS	398.9 > 79.6	0.0	1165.3	0.241		4.05		0.000			
28	69	Total PFOA	413 > 368.7	156.8	11000.1	0.241		4.30		0.178	0.724		
29	70	Total PFOS	499.1 > 79.9	0.0	2557.2	0.241		4.90		0.000			
30	71	Total N-MeFOSAA	570.1 > 419	0.0	2361.0	0.241		5.55		0.000			
31	72	Total N-EtFOSAA	584.2 > 419	0.0	2664.7	0.241		5.70		0.000			

Dataset: Z:\Projects\PFAS.PRO\Results\180525M1\180525M1-25.qld

MM 6/5/2018

Last Altered: Tuesday, June 05, 2018 12:55:28 Pacific Daylight Time

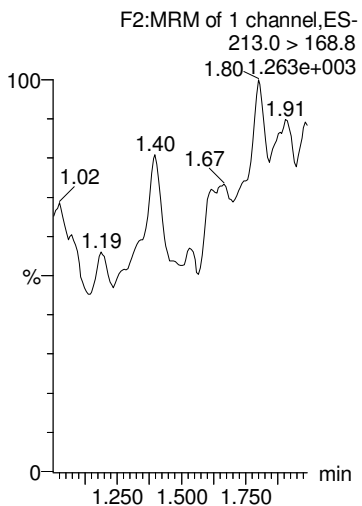
Printed: Tuesday, June 05, 2018 12:56:23 Pacific Daylight Time

Method: Z:\Projects\PFAS.PRO\MethDB\PFAS_FULL_80C_052518.mdb 26 May 2018 14:09:10

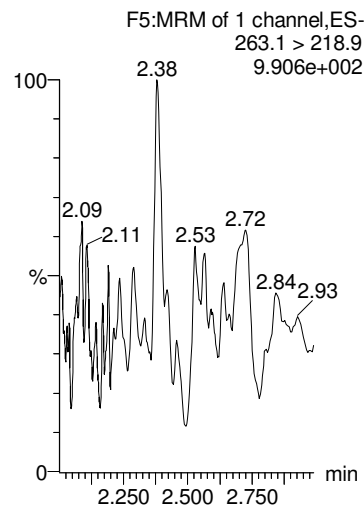
Calibration: Z:\Projects\PFAS.PRO\CurveDB\C18_VAL-PFAS_Q4_05-25-18.cdb 26 May 2018 15:24:47

Name: 180525M1_25, Date: 25-May-2018, Time: 19:15:30, ID: 1800802-07 BP-EB01-20180425 0.24108, Description: BP-EB01-20180425

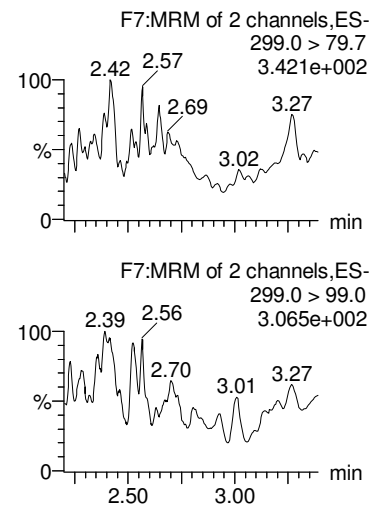
PFBA



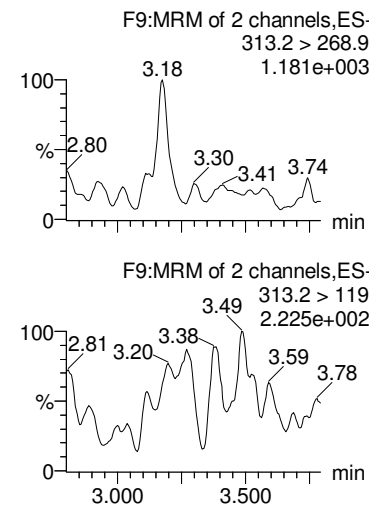
PFPeA



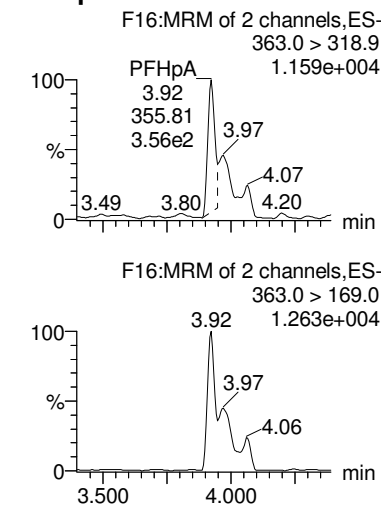
PFBS



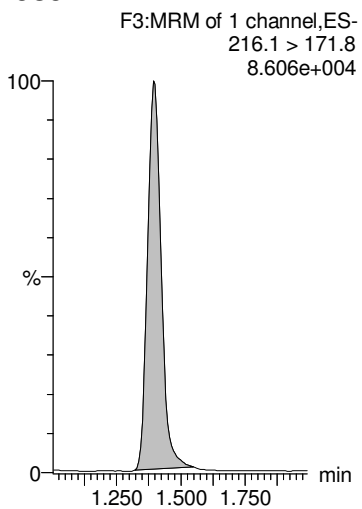
PFHxA



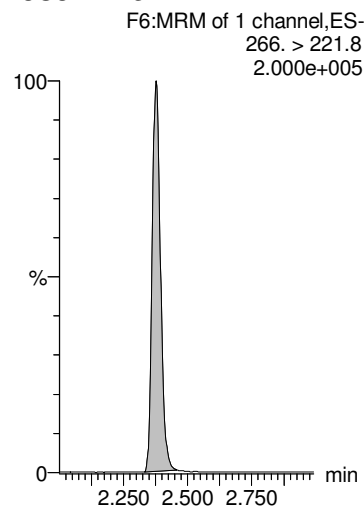
PFHpA



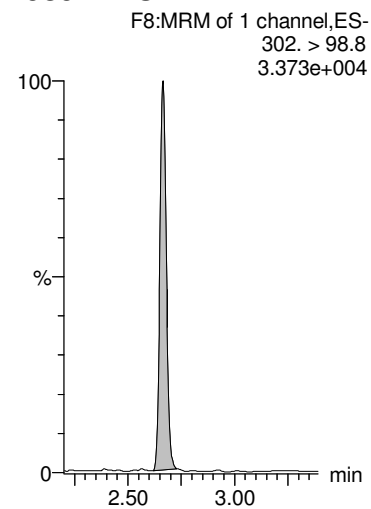
13C3-PFBA



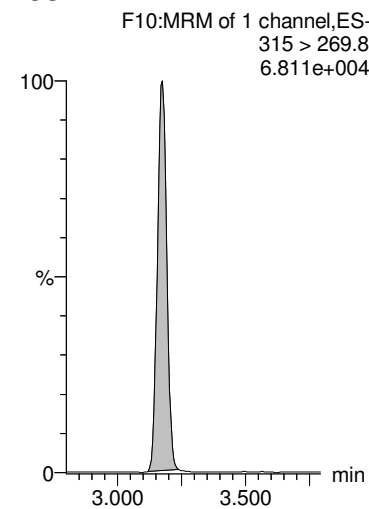
13C3-PFPeA



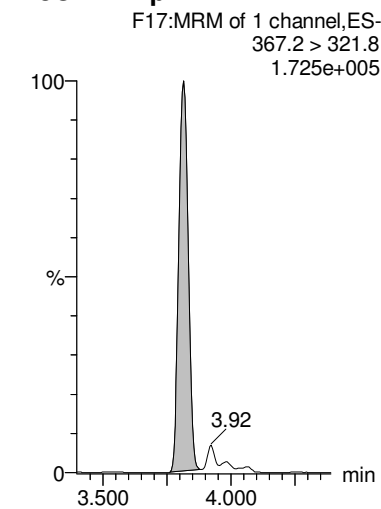
13C3-PFBS



13C2-PFHxA



13C4-PFHpA



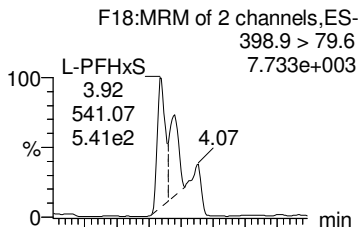
Dataset: Z:\Projects\PFAS.PRO\Results\180525M1\180525M1-25.qld

MM 6/5/2018

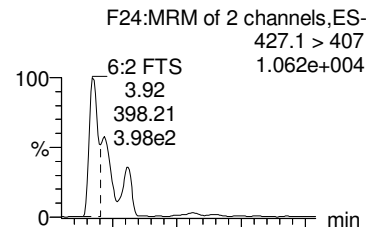
Last Altered: Tuesday, June 05, 2018 12:55:28 Pacific Daylight Time
 Printed: Tuesday, June 05, 2018 12:56:23 Pacific Daylight Time

Name: 180525M1_25, Date: 25-May-2018, Time: 19:15:30, ID: 1800802-07 BP-EB01-20180425 0.24108, Description: BP-EB01-20180425

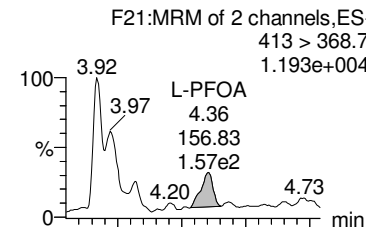
Total PFHxS



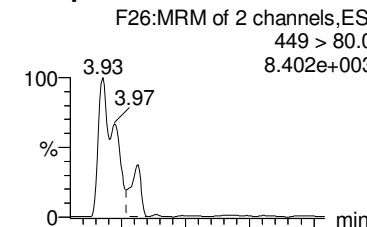
6:2 FTS



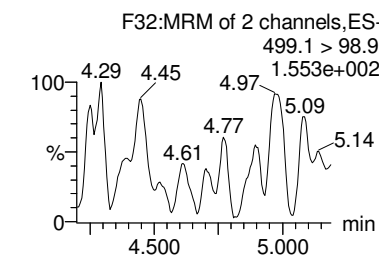
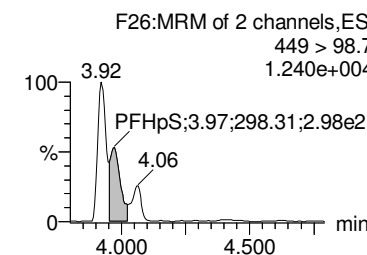
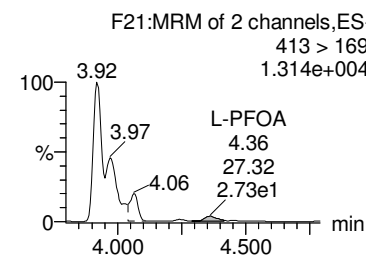
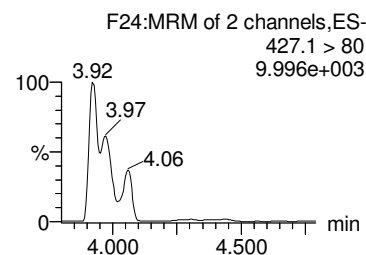
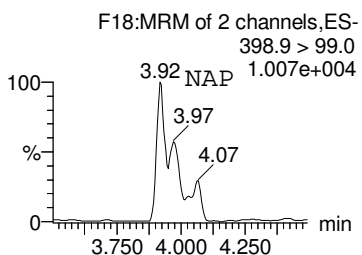
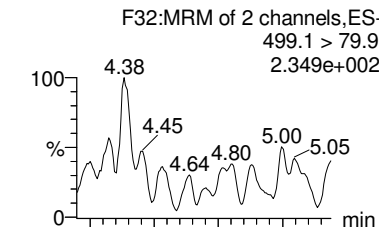
Total PFOA



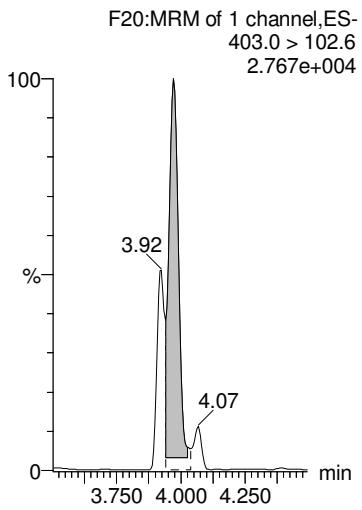
PFHps



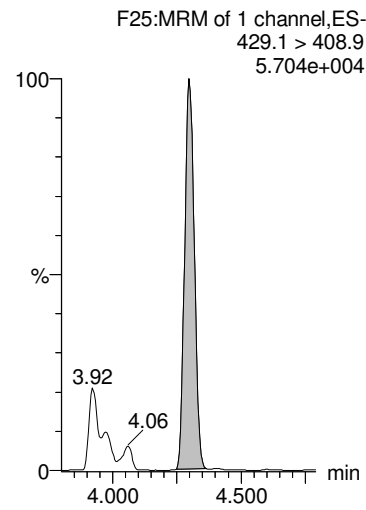
Total PFOS



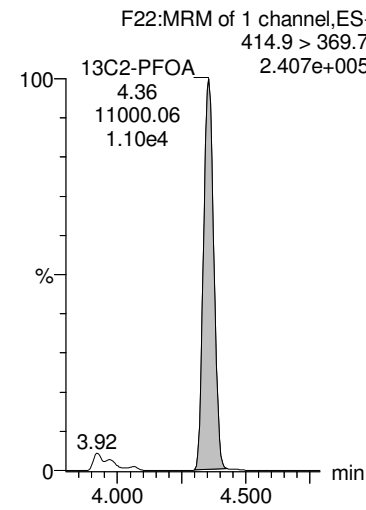
18O2-PFHxS



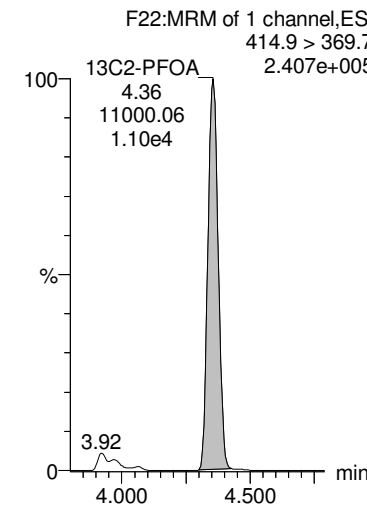
13C2-6:2 FTS



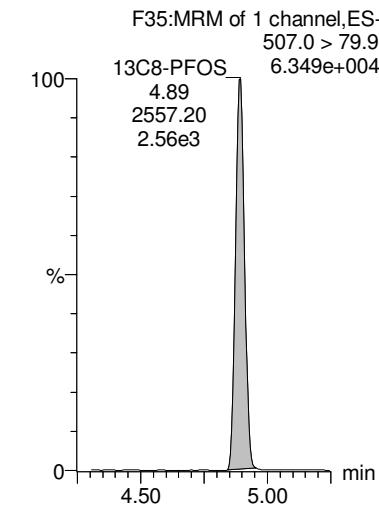
13C2-PFOA



13C2-PFOA



13C8-PFOS



Dataset: Z:\Projects\PFAS.PRO\Results\180525M1\180525M1-25.qld

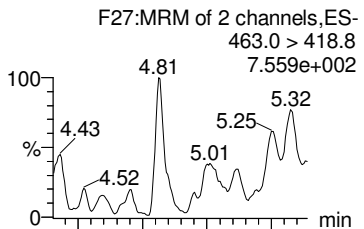
MM 6/5/2018

Last Altered: Tuesday, June 05, 2018 12:55:28 Pacific Daylight Time

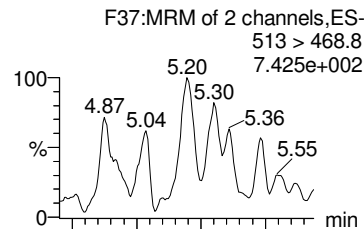
Printed: Tuesday, June 05, 2018 12:56:23 Pacific Daylight Time

Name: 180525M1_25, Date: 25-May-2018, Time: 19:15:30, ID: 1800802-07 BP-EB01-20180425 0.24108, Description: BP-EB01-20180425

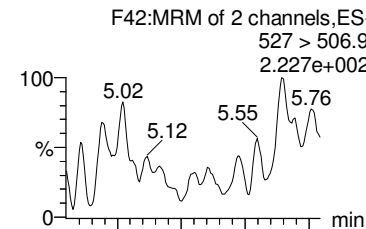
PFNA



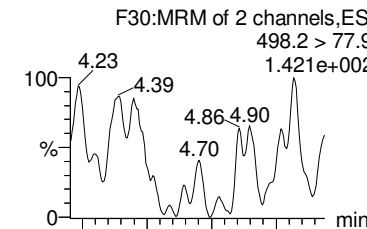
PFDA



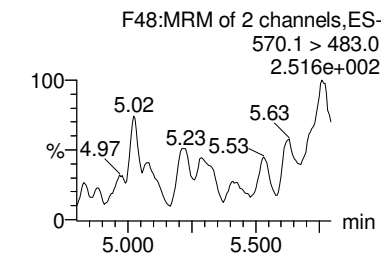
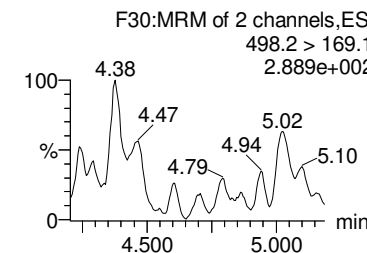
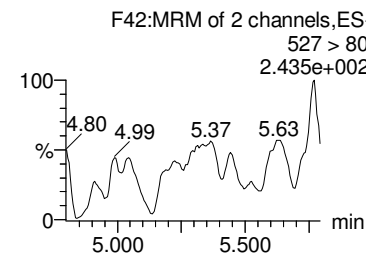
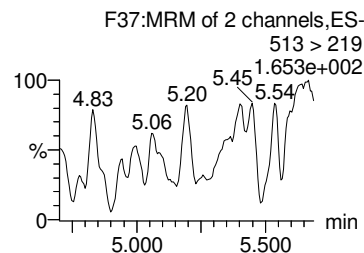
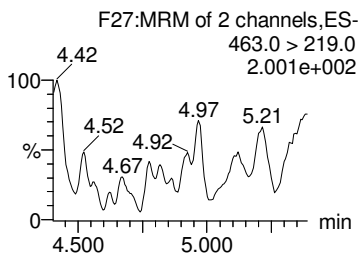
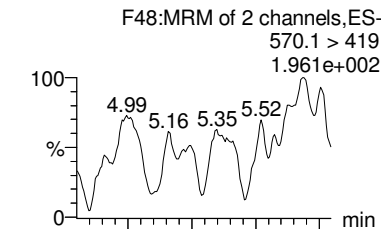
8:2 FTS



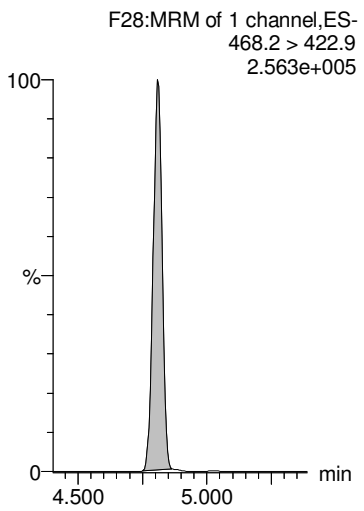
PFOSA



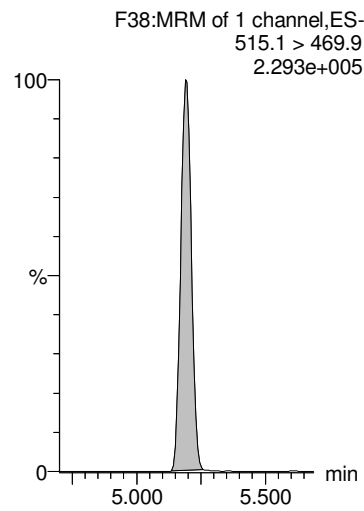
Total N-MeFOSAA



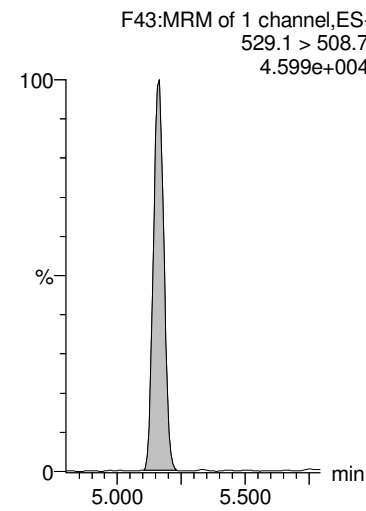
13C5-PFNA



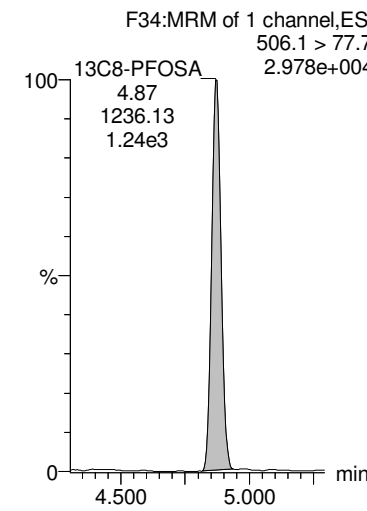
13C2-PFDA



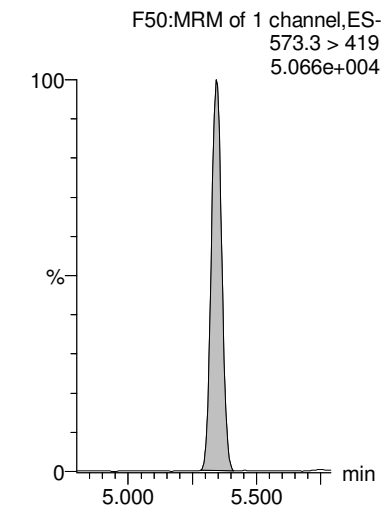
13C2-8:2 FTS



13C8-PFOSA



d3-N-MeFOSAA



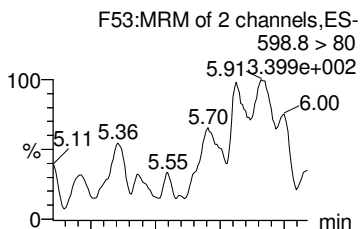
Dataset: Z:\Projects\PFAS.PRO\Results\180525M1\180525M1-25.qld

MM 6/5/2018

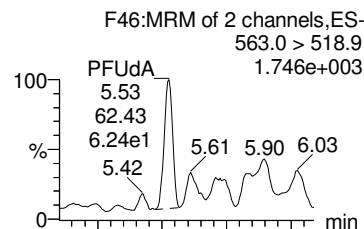
Last Altered: Tuesday, June 05, 2018 12:55:28 Pacific Daylight Time
Printed: Tuesday, June 05, 2018 12:56:23 Pacific Daylight Time

Name: 180525M1_25, Date: 25-May-2018, Time: 19:15:30, ID: 1800802-07 BP-EB01-20180425 0.24108, Description: BP-EB01-20180425

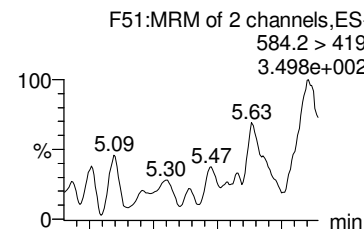
PFDS



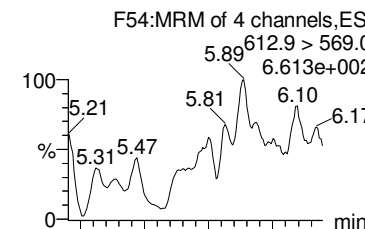
PFUdA



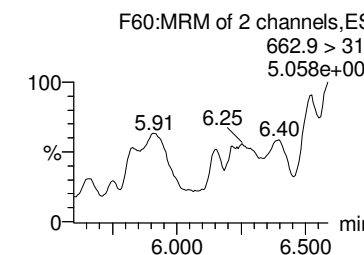
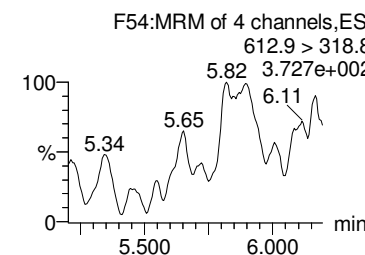
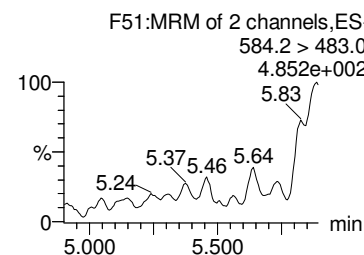
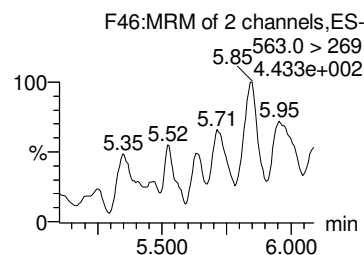
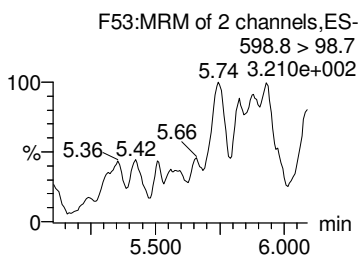
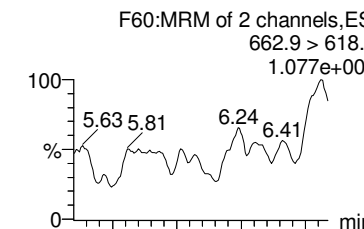
Total N-EtFOSAA



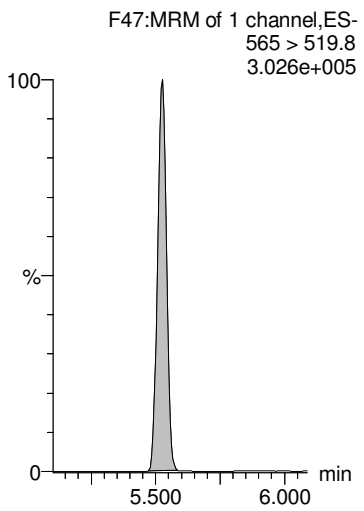
PFDaA



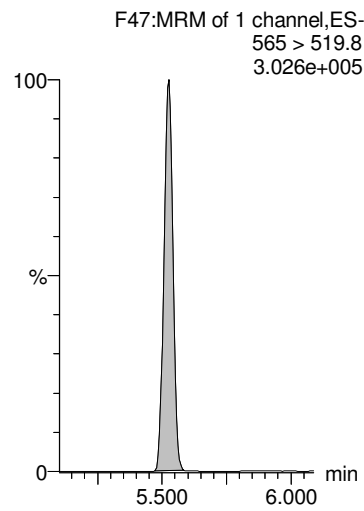
PFTrDA



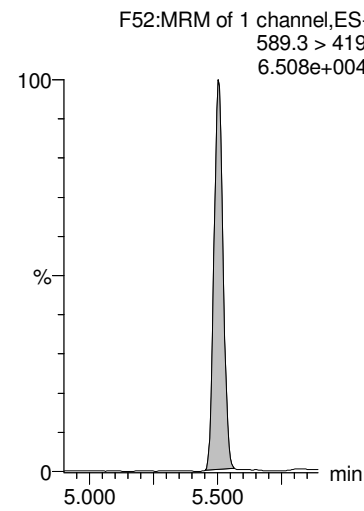
13C2-PFUdA



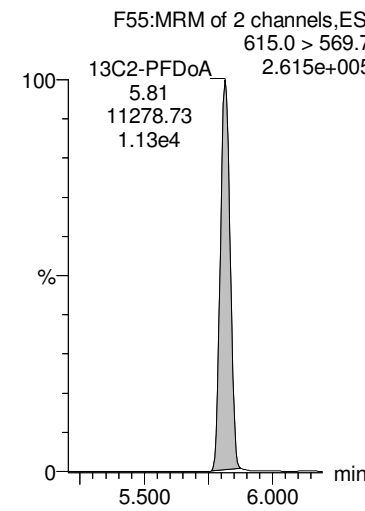
13C2-PFUdA



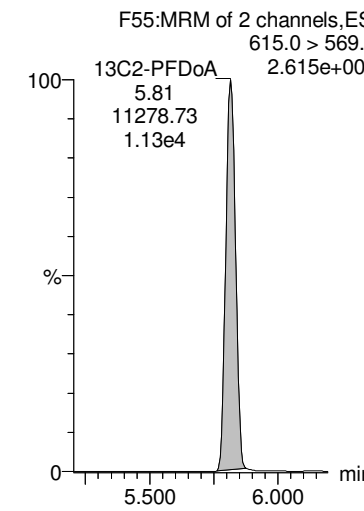
d5-N-EtFOSAA



13C2-PFDaA



13C2-PFDaA



Dataset: Z:\Projects\PFAS.PRO\Results\180525M1\180525M1-25.qld

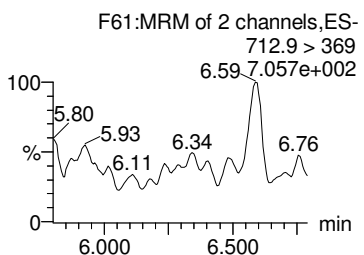
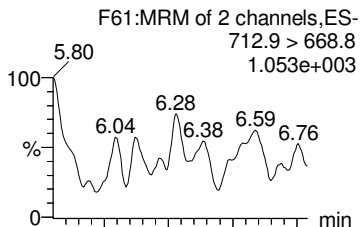
MM 6/5/2018

Last Altered: Tuesday, June 05, 2018 12:55:28 Pacific Daylight Time

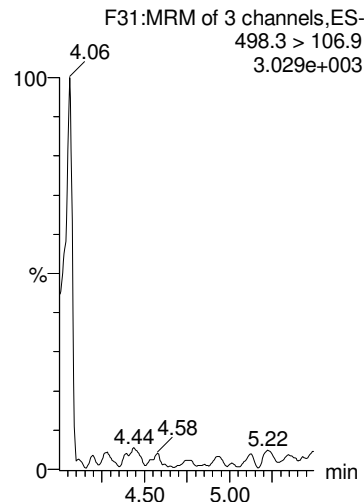
Printed: Tuesday, June 05, 2018 12:56:23 Pacific Daylight Time

Name: 180525M1_25, Date: 25-May-2018, Time: 19:15:30, ID: 1800802-07 BP-EB01-20180425 0.24108, Description: BP-EB01-20180425

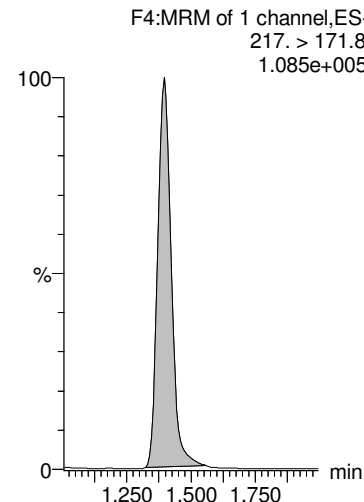
PFTeDA



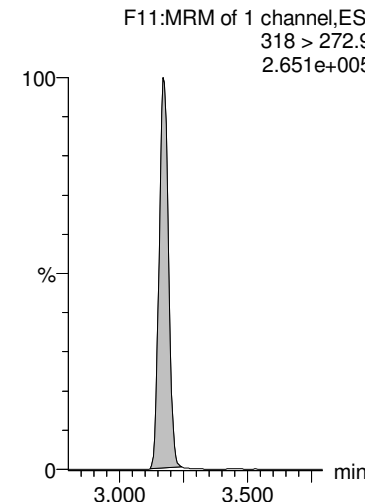
TCDA



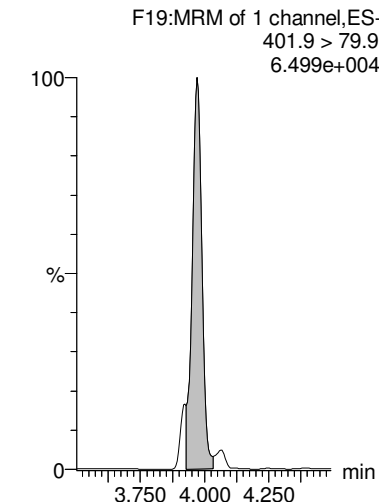
13C4-PFBA



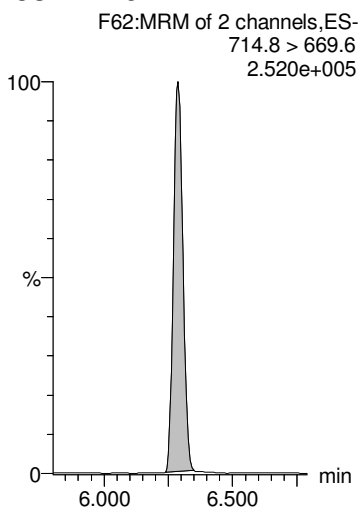
13C5-PFHxA



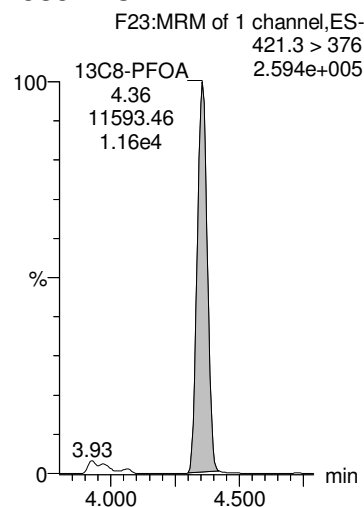
13C3-PFHxS



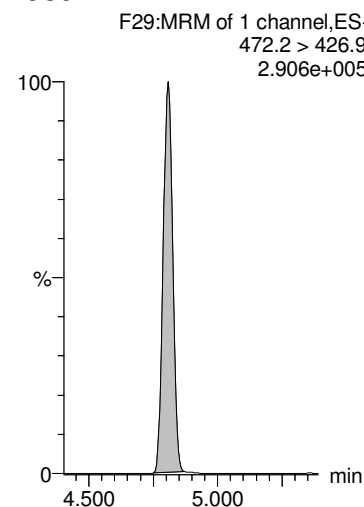
13C2-PFTeDA



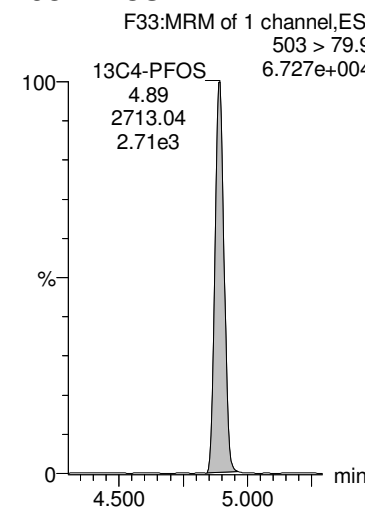
13C8-PFOA



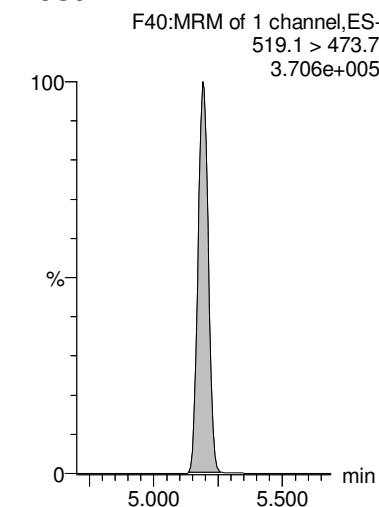
13C9-PFNA



13C4-PFOS



13C6-PFDA



Dataset: Z:\Projects\PFAS.PRO\Results\180525M1\180525M1-25.qld

MM 6/5/2018

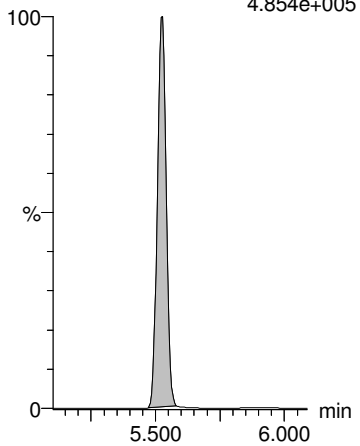
Last Altered: Tuesday, June 05, 2018 12:55:28 Pacific Daylight Time

Printed: Tuesday, June 05, 2018 12:56:23 Pacific Daylight Time

Name: 180525M1_25, Date: 25-May-2018, Time: 19:15:30, ID: 1800802-07 BP-EB01-20180425 0.24108, Description: BP-EB01-20180425

13C7-PFUdA

F49:MRM of 1 channel,ES-
570.1 > 524.8
4.854e+005



Dataset: Z:\Projects\PFAS.PRO\Results\180525M1\180525M1-26.qld

MM 6/5/2018

Last Altered: Tuesday, June 05, 2018 13:00:01 Pacific Daylight Time

Printed: Tuesday, June 05, 2018 13:00:49 Pacific Daylight Time

Method: Z:\Projects\PFAS.PRO\MethDB\PFAS_FULL_80C_052518.mdb 26 May 2018 14:09:10

Calibration: Z:\Projects\PFAS.PRO\CurveDB\C18_VAL-PFAS_Q4_05-25-18.cdb 26 May 2018 15:24:47

Name: 180525M1_26, Date: 25-May-2018, Time: 19:26:53, ID: 1800802-08 BPS1-TT-MW307I-20180426 0.25691, Description: BPS1-TT-MW307I-20180426

	# Name	Trace	Area	IS Area	wt/vol RRF M...	Pred.RT	RT	Response	Conc.	%Rec	Ion Ratio	Ratio Out?
1	1 PFBA	213.0 > 168.8	329.8	5080.4	0.257	1.40	1.40	0.811	2.920			
2	2 PFPeA	263.1 > 218.9	911.2	7942.8	0.257	2.38	2.38	1.434	5.512			
3	3 PFBS	299.0 > 79.7		1239.2	0.257	2.66						
4	5 PFHxA	313.2 > 268.9		2790.6	0.257	3.18						
5	7 PFHpA	363.0 > 318.9	902.0	7962.7	0.257	3.82	3.82	1.416	4.467		30.822	NO
6	8 L-PFHxS	398.9 > 79.6		1075.3	0.257	4.02						
7	10 6:2 FTS	427.1 > 407		2916.4	0.257	4.30						
8	11 L-PFOA	413 > 368.7	2553.9	13608.1	0.257	4.40	4.36	2.346	9.121		5.626	NO
9	13 PFHpS	449 > 80.0		13608.1	0.257	4.46						
10	14 PFNA	463.0 > 418.8	947.9	12036.0	0.257	4.81	4.81	0.984	3.054		6.477	NO
11	15 PFOSA	498.2 > 77.9		1683.3	0.257	4.87						
12	16 L-PFOS	499.1 > 79.9	321.1	2739.5	0.257	4.92	4.89	1.465	6.430		2.210	NO
13	18 PFDA	513 > 468.8	1127.3	11921.8	0.257	5.19	5.19	1.182	4.673		7.321	NO

Dataset: Z:\Projects\PFAS.PRO\Results\180525M1\180525M1-26.qld

MM 6/5/2018

Last Altered: Tuesday, June 05, 2018 13:00:01 Pacific Daylight Time

Printed: Tuesday, June 05, 2018 13:01:01 Pacific Daylight Time

Method: Z:\Projects\PFAS.PRO\MethDB\PFAS_FULL_80C_052518.mdb 26 May 2018 14:09:10

Calibration: Z:\Projects\PFAS.PRO\CurveDB\C18_VAL-PFAS_Q4_05-25-18.cdb 26 May 2018 15:24:47

Name: 180525M1_26, Date: 25-May-2018, Time: 19:26:53, ID: 1800802-08 BPS1-TT-MW307I-20180426 0.25691, Description: BPS1-TT-MW307I-20180426

	# Name	Trace	Area	IS Area	wt/vol RRF M...	Pred.RT	RT	Response	Conc.	%Rec	Ion Ratio	Ratio Out?
1	19 8:2 FTS	527 > 506.9		2472.7	0.257	5.16						
2	21 L-MeFOSAA	570.1 > 419		2818.0	0.257	5.35						
3	23 L-EtFOSAA	584.2 > 419		3520.3	0.257	5.51						
4	25 PFUdA	563.0 > 518.9		14368.3	0.257	5.52						
5	26 PFDS	598.8 > 80		14368.3	0.257	5.57						
6	27 PFDoA	612.9 > 569.0		14363.8	0.257	5.81						
7	29 PFTrDA	662.9 > 618.9		14363.8	0.257	6.06						
8	30 PFTeDA	712.9 > 668.8		13706.5	0.257	6.29						

Dataset: Z:\Projects\PFAS.PRO\Results\180525M1\180525M1-26.qld

MM 6/5/2018

Last Altered: Tuesday, June 05, 2018 13:00:01 Pacific Daylight Time

Printed: Tuesday, June 05, 2018 13:01:10 Pacific Daylight Time

Method: Z:\Projects\PFAS.PRO\MethDB\PFAS_FULL_80C_052518.mdb 26 May 2018 14:09:10

Calibration: Z:\Projects\PFAS.PRO\CurveDB\C18_VAL-PFAS_Q4_05-25-18.cdb 26 May 2018 15:24:47

Name: 180525M1_26, Date: 25-May-2018, Time: 19:26:53, ID: 1800802-08 BPS1-TT-MW307I-20180426 0.25691, Description: BPS1-TT-MW307I-20180426

	# Name	Trace	Area	IS Area	wt/vol RRF M...	Pred.RT	RT	Response	Conc.	%Rec	Ion Ratio	Ratio Out?
1	36 13C3-PFBA	216.1 > 171.8	5080.4	6465.0	0.257 0.874	1.38	1.39	9.823	43.734	89.9		
2	37 13C3-PFPeA	266. > 221.8	7942.8	10991.5	0.257 0.834	2.37	2.38	9.033	42.142	86.6		
3	38 13C3-PFBS	302. > 98.8	1239.2	10991.5	0.257 0.101	2.65	2.66	1.409	54.488	112.0		
4	40 13C2-PFHxA	315 > 269.8	2790.6	10991.5	0.257 0.731	3.17	3.18	3.174	16.896	86.8		
5	41 13C4-PFHpA	367.2 > 321.8	7962.7	10991.5	0.257 0.820	3.81	3.82	9.056	42.994	88.4		
6	42 18O2-PFHxS	403.0 > 102.6	1075.3	2718.9	0.257 0.429	3.97	3.97	4.944	44.826	92.1		
7	43 13C2-6:2 FTS	429.1 > 408.9	2916.4	13597.9	0.257 0.235	4.30	4.30	2.681	44.386	91.2		
8	44 13C2-PFOA	414.9 > 369.7	13608.1	13597.9	0.257 1.222	4.35	4.36	12.509	39.834	81.9		
9	45 13C5-PFNA	468.2 > 422.9	12036.0	15939.0	0.257 0.950	4.81	4.81	9.439	38.669	79.5		
10	46 13C8-PFOSA	506.1 > 77.7	1683.3	19818.8	0.257 0.190	4.87	4.87	1.062	21.780	44.8		
11	47 13C8-PFOS	507.0 > 79.9	2739.5	2994.5	0.257 1.018	4.89	4.89	11.435	43.741	89.9		
12	48 13C2-PFDA	515.1 > 469.9	11921.8	19178.0	0.257 1.175	5.19	5.19	7.770	25.733	52.9		
13	49 13C2-8:2 FTS	529.1 > 508.7	2472.7	10991.5	0.257 0.245	5.16	5.16	2.812	44.614	91.7		
14	50 d3-N-MeFOSAA	573.3 > 419	2818.0	19818.8	0.257 0.202	5.34	5.34	1.777	34.324	70.5		
15	51 d5-N-EtFOSAA	589.3 > 419	3520.3	19818.8	0.257 0.242	5.50	5.51	2.220	35.667	73.3		
16	52 13C2-PFUdA	565 > 519.8	14368.3	19818.8	0.257 1.062	5.52	5.53	9.062	33.227	68.3		
17	53 13C2-PFDoA	615.0 > 569.7	14363.8	19178.0	0.257 1.048	5.81	5.81	9.362	34.788	71.5		
18	55 13C2-PFTeDA	714.8 > 669.6	13706.5	19818.8	0.257 0.871	6.29	6.29	8.645	38.631	79.4		
19	60 13C4-PFBA	217. > 171.8	6465.0	6465.0	0.257 1.000	1.38	1.40	12.500	48.655	100.0		
20	61 13C5-PFHxA	318 > 272.9	10991.5	10991.5	0.257 1.000	3.17	3.18	12.500	48.655	100.0		
21	62 13C3-PFHxS	401.9 > 79.9	2718.9	2718.9	0.257 1.000	3.97	3.97	12.500	48.655	100.0		
22	63 13C8-PFOA	421.3 > 376	13597.9	13597.9	0.257 1.000	4.35	4.36	12.500	48.655	100.0		
23	64 13C9-PFNA	472.2 > 426.9	15939.0	15939.0	0.257 1.000	4.80	4.81	12.500	48.655	100.0		
24	65 13C4-PFOS	503 > 79.9	2994.5	2994.5	0.257 1.000	4.89	4.89	12.500	48.655	100.0		
25	66 13C6-PFDA	519.1 > 473.7	19178.0	19178.0	0.257 1.000	5.19	5.20	12.500	48.655	100.0		
26	67 13C7-PFUdA	570.1 > 524.8	19818.8	19818.8	0.257 1.000	5.52	5.53	12.500	48.655	100.0		
27	68 Total PFHxS	398.9 > 79.6	0.0	1075.3	0.257	4.05		0.000				
28	69 Total PFOA	413 > 368.7	2553.9	13608.1	0.257	4.30		2.346	9.121			
29	70 Total PFOS	499.1 > 79.9	321.1	2739.5	0.257	4.90		1.465	6.430			
30	71 Total N-MeFOSAA	570.1 > 419	0.0	2818.0	0.257	5.55		0.000				
31	72 Total N-EtFOSAA	584.2 > 419	0.0	3520.3	0.257	5.70		0.000				

Dataset: Z:\Projects\PFAS.PRO\Results\180525M1\180525M1-26.qld

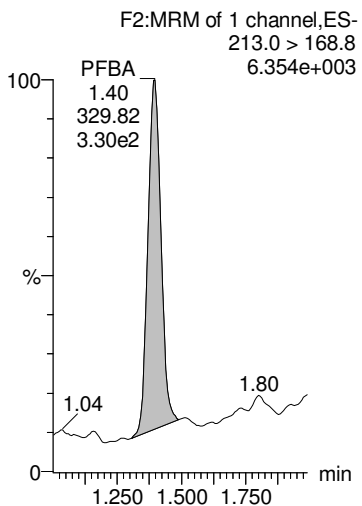
MM 6/5/2018

Last Altered: Tuesday, June 05, 2018 13:00:01 Pacific Daylight Time
 Printed: Tuesday, June 05, 2018 13:01:10 Pacific Daylight Time

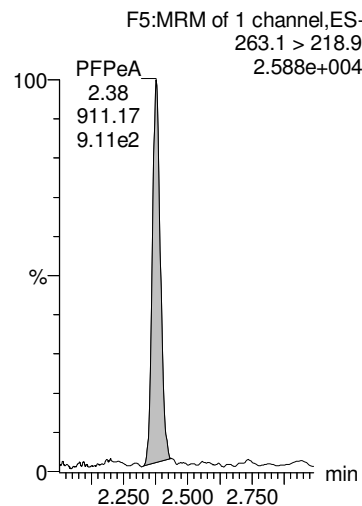
Method: Z:\Projects\PFAS.PRO\MethDB\PFAS_FULL_80C_052518.mdb 26 May 2018 14:09:10
 Calibration: Z:\Projects\PFAS.PRO\CurveDB\C18_VAL-PFAS_Q4_05-25-18.cdb 26 May 2018 15:24:47

Name: 180525M1_26, Date: 25-May-2018, Time: 19:26:53, ID: 1800802-08 BPS1-TT-MW307I-20180426 0.25691, Description: BPS1-TT-MW307I-20180426

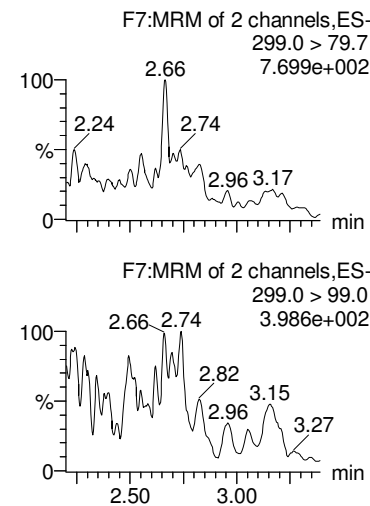
PFBA



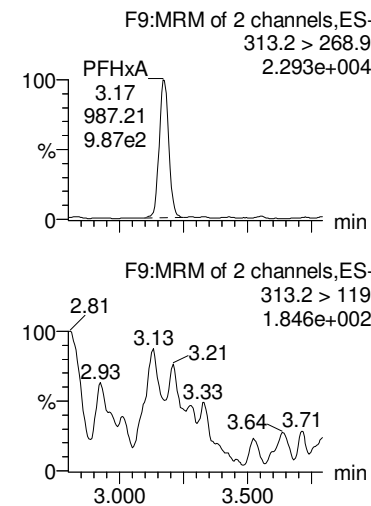
PFPeA



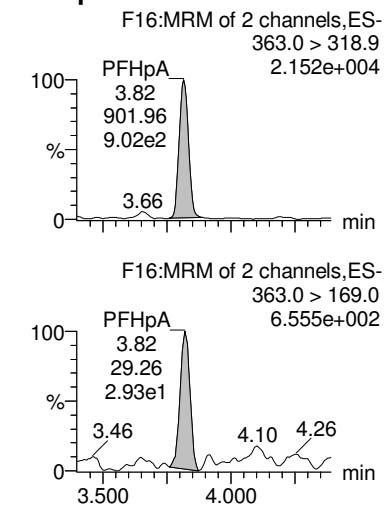
PFBS



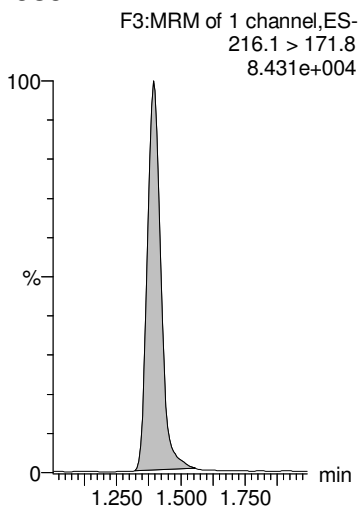
PFHxA



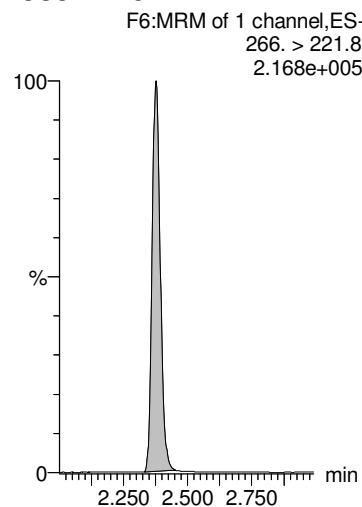
PFHpA



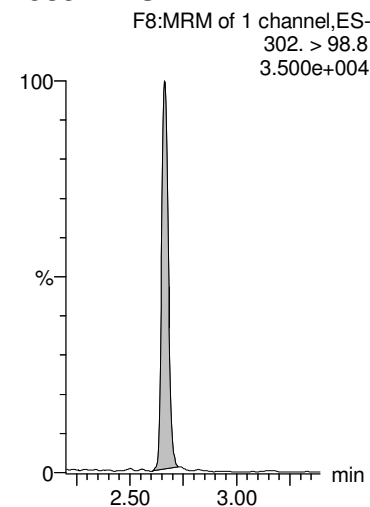
13C3-PFBA



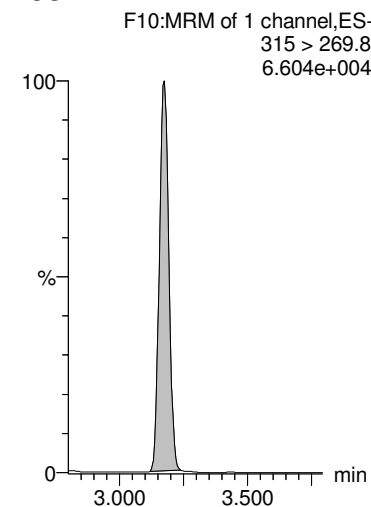
13C3-PFPeA



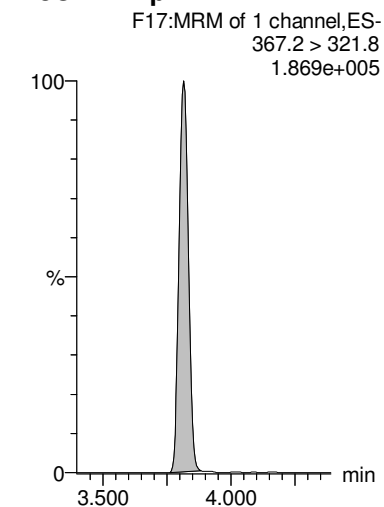
13C3-PFBS



13C2-PFHxA



13C4-PFHpA

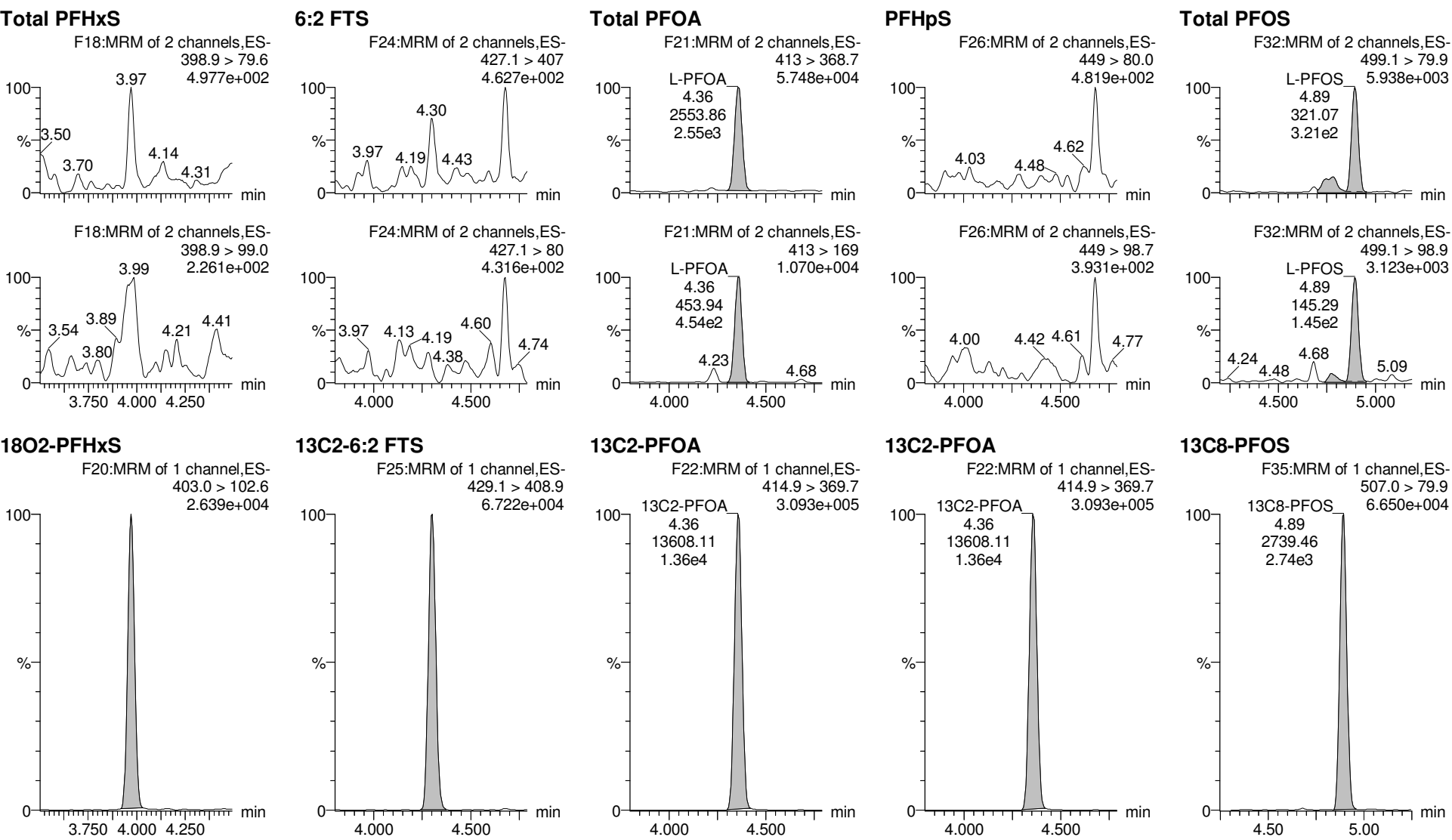


Dataset: Z:\Projects\PFAS.PRO\Results\180525M1\180525M1-26.qld

MM 6/5/2018

Last Altered: Tuesday, June 05, 2018 13:00:01 Pacific Daylight Time
 Printed: Tuesday, June 05, 2018 13:01:10 Pacific Daylight Time

Name: 180525M1_26, Date: 25-May-2018, Time: 19:26:53, ID: 1800802-08 BPS1-TT-MW307I-20180426 0.25691, Description: BPS1-TT-MW307I-20180426



Dataset: Z:\Projects\PFAS.PRO\Results\180525M1\180525M1-26.qld

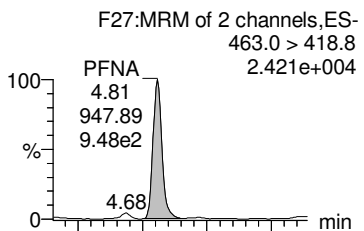
MM 6/5/2018

Last Altered: Tuesday, June 05, 2018 13:00:01 Pacific Daylight Time

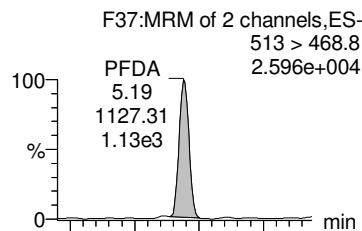
Printed: Tuesday, June 05, 2018 13:01:10 Pacific Daylight Time

Name: 180525M1_26, Date: 25-May-2018, Time: 19:26:53, ID: 1800802-08 BPS1-TT-MW307I-20180426 0.25691, Description: BPS1-TT-MW307I-20180426

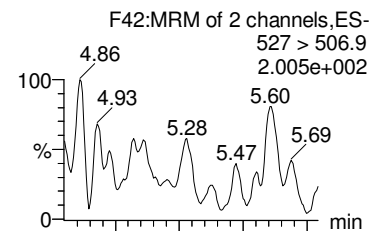
PFNA



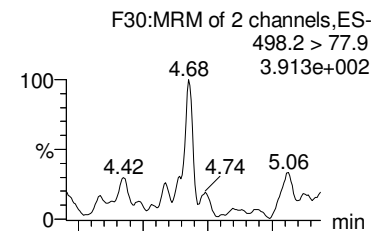
PFDA



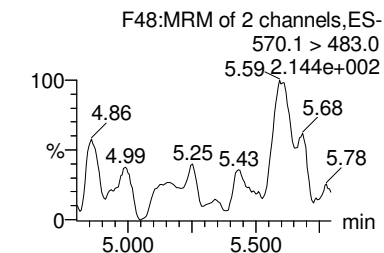
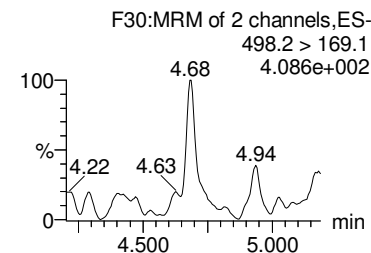
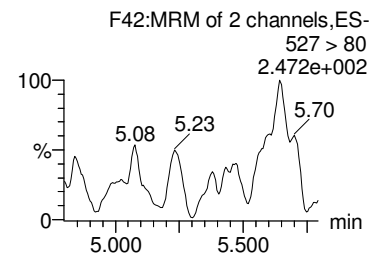
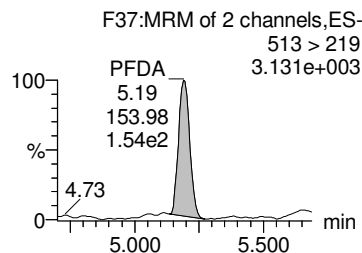
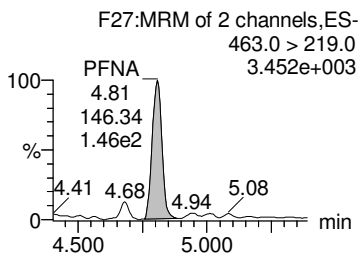
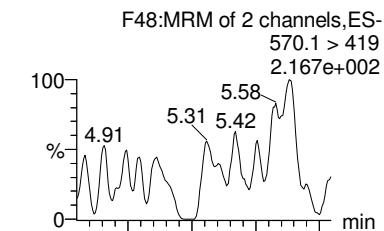
8:2 FTS



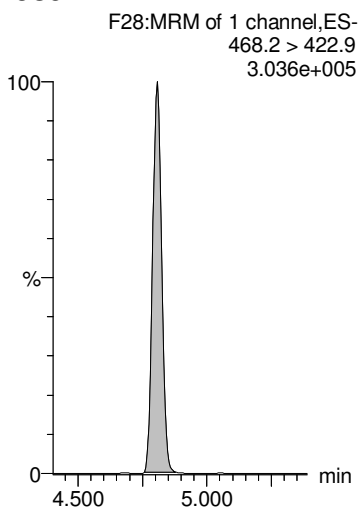
PFOSA



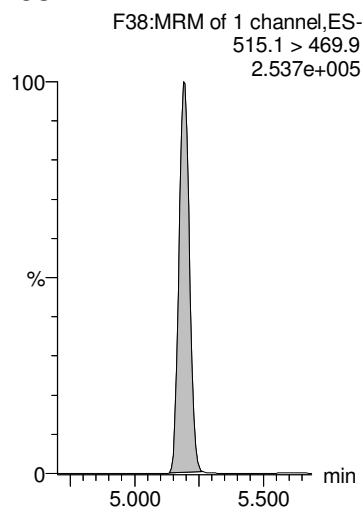
Total N-MeFOSAA



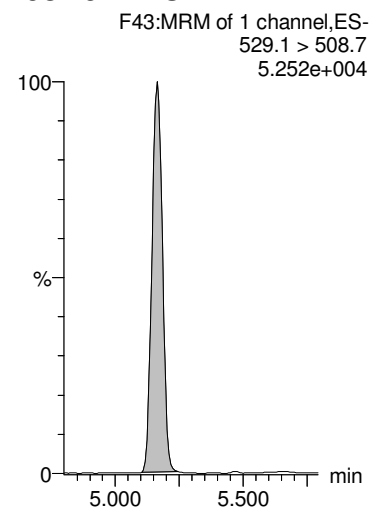
13C5-PFNA



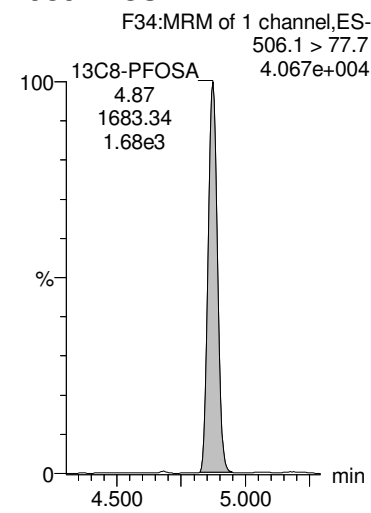
13C2-PFDA



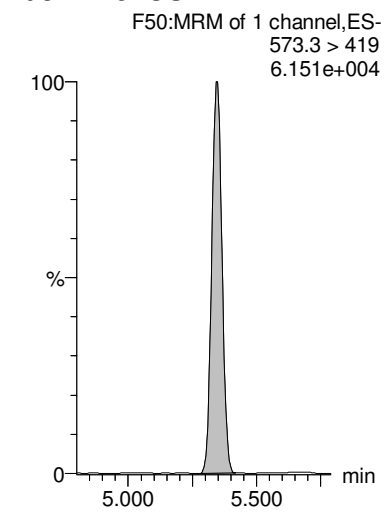
13C2-8:2 FTS



13C8-PFOSA



d3-N-MeFOSAA



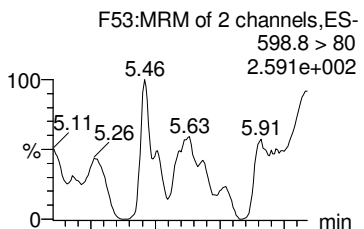
Dataset: Z:\Projects\PFAS.PRO\Results\180525M1\180525M1-26.qld

MM 6/5/2018

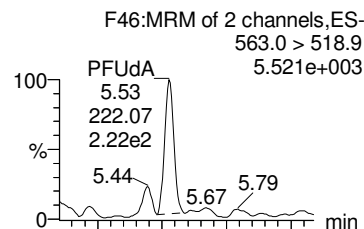
Last Altered: Tuesday, June 05, 2018 13:00:01 Pacific Daylight Time
 Printed: Tuesday, June 05, 2018 13:01:10 Pacific Daylight Time

Name: 180525M1_26, Date: 25-May-2018, Time: 19:26:53, ID: 1800802-08 BPS1-TT-MW307I-20180426 0.25691, Description: BPS1-TT-MW307I-20180426

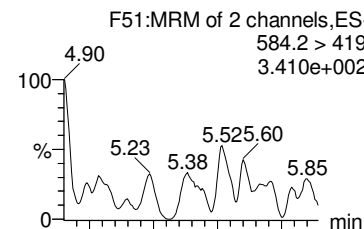
PFDS



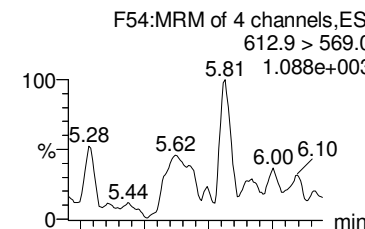
PFUdA



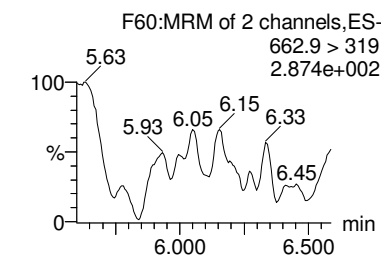
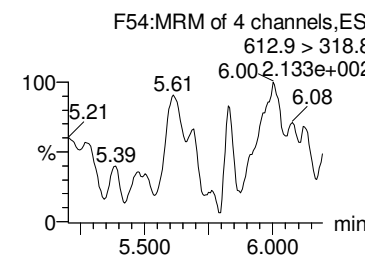
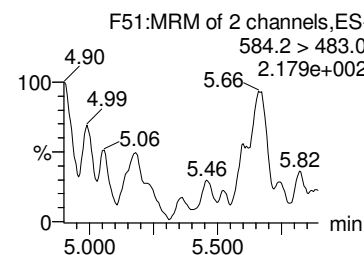
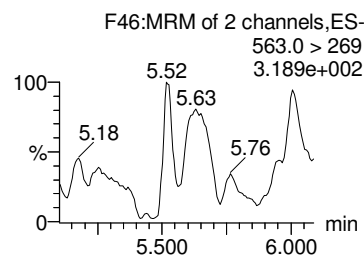
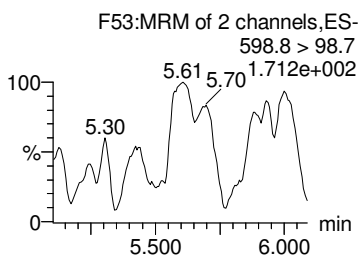
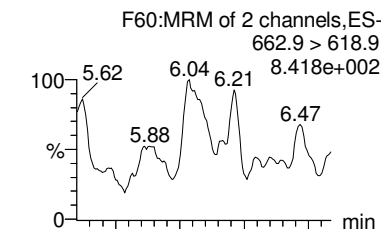
Total N-EtFOSAA



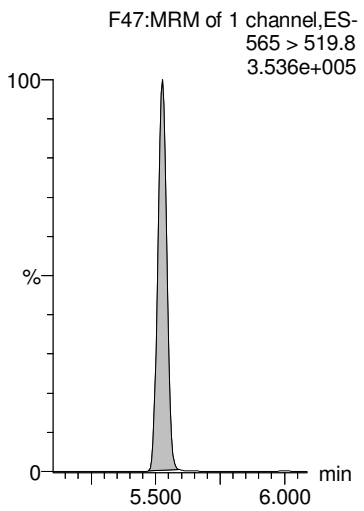
PFDoA



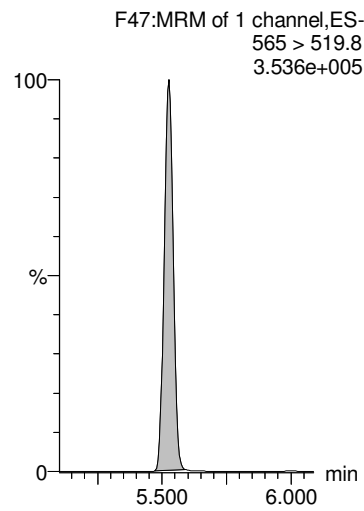
PFTrDA



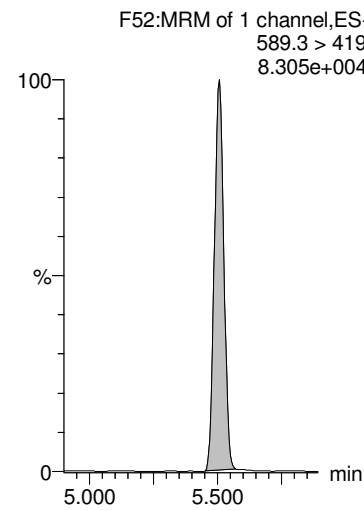
13C2-PFUdA



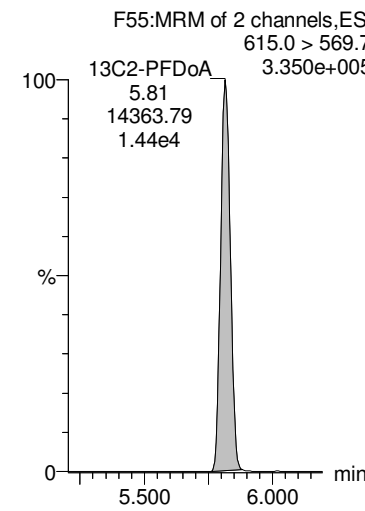
13C2-PFUdA



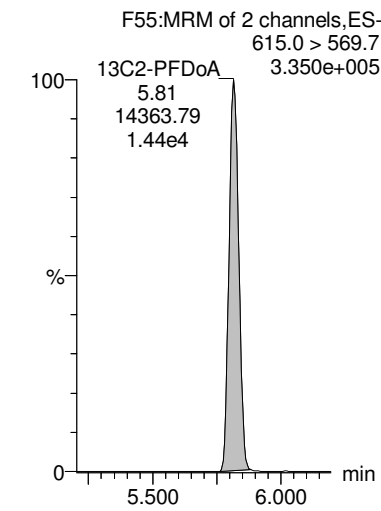
d5-N-EtFOSAA



13C2-PFDoA



13C2-PFDoA



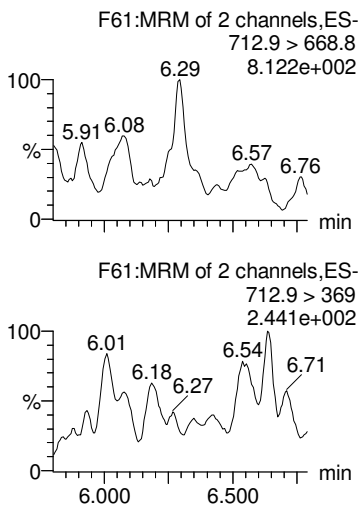
Dataset: Z:\Projects\PFAS.PRO\Results\180525M1\180525M1-26.qld

MM 6/5/2018

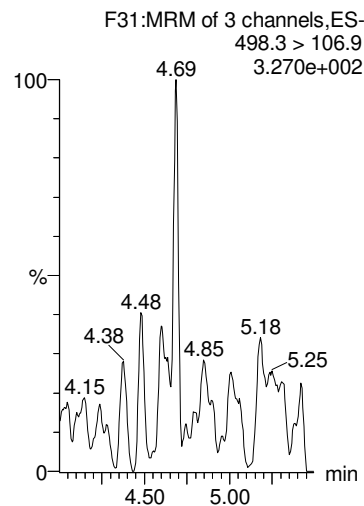
Last Altered: Tuesday, June 05, 2018 13:00:01 Pacific Daylight Time
 Printed: Tuesday, June 05, 2018 13:01:10 Pacific Daylight Time

Name: 180525M1_26, Date: 25-May-2018, Time: 19:26:53, ID: 1800802-08 BPS1-TT-MW307I-20180426 0.25691, Description: BPS1-TT-MW307I-20180426

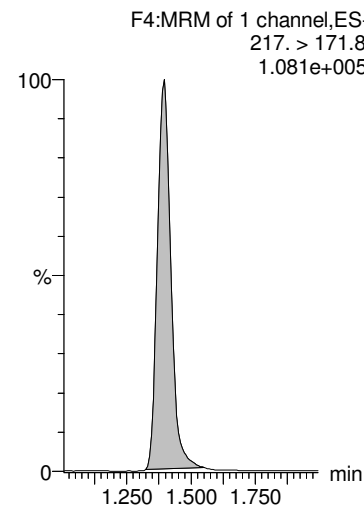
PFTeDA



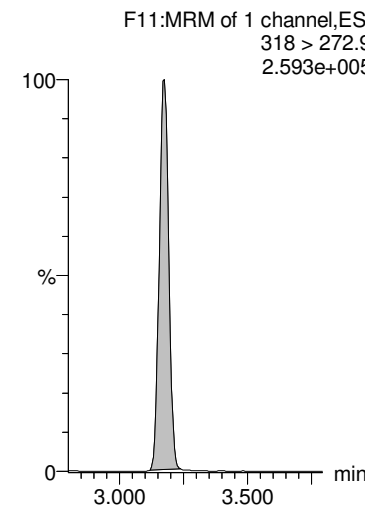
TCDA



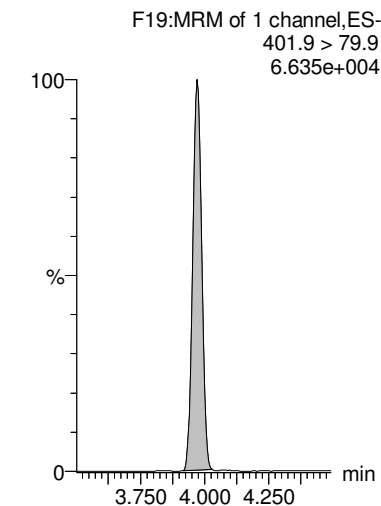
13C4-PFBA



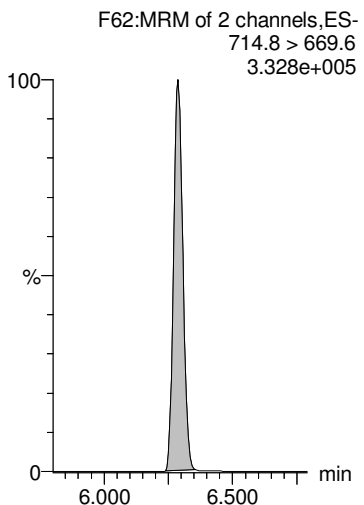
13C5-PFHxA



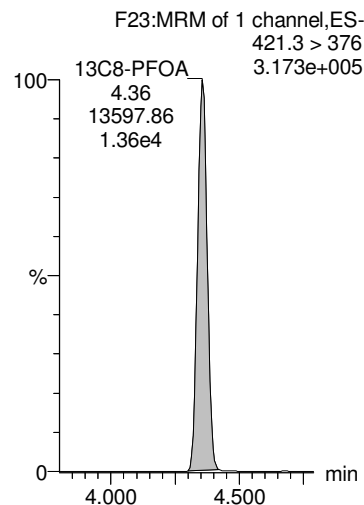
13C3-PFHxS



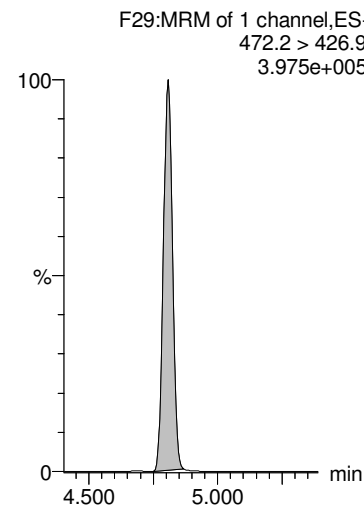
13C2-PFTeDA



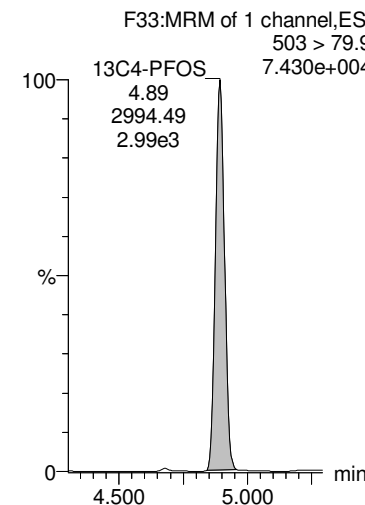
13C8-PFOA



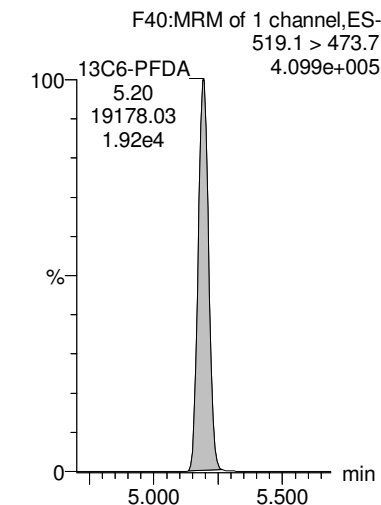
13C9-PFNA



13C4-PFOS



13C6-PFDA



Dataset: Z:\Projects\PFAS.PRO\Results\180525M1\180525M1-26.qld

MM 6/5/2018

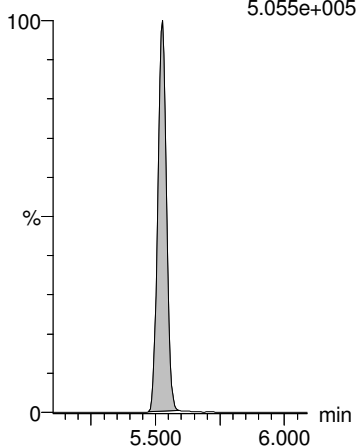
Last Altered: Tuesday, June 05, 2018 13:00:01 Pacific Daylight Time

Printed: Tuesday, June 05, 2018 13:01:10 Pacific Daylight Time

Name: 180525M1_26, Date: 25-May-2018, Time: 19:26:53, ID: 1800802-08 BPS1-TT-MW307I-20180426 0.25691, Description: BPS1-TT-MW307I-20180426

13C7-PFUdA

F49:MRM of 1 channel,ES-
570.1 > 524.8
5.055e+005



Dataset: Z:\Projects\PFAS.PRO\Results\180525M1\180525M1-27.qld

MM 6/5/2018

Last Altered: Tuesday, June 05, 2018 13:22:11 Pacific Daylight Time

Printed: Tuesday, June 05, 2018 13:22:31 Pacific Daylight Time

Method: Z:\Projects\PFAS.PRO\MethDB\PFAS_FULL_80C_052518.mdb 26 May 2018 14:09:10

Calibration: Z:\Projects\PFAS.PRO\CurveDB\C18_VAL-PFAS_Q4_05-25-18.cdb 26 May 2018 15:24:47

Name: 180525M1_27, Date: 25-May-2018, Time: 19:38:15, ID: 1800802-09 BPS1-TT-MW306S-20180426 0.25027, Description: BPS1-TT-MW306S-20180426

	# Name	Trace	Area	IS Area	wt/vol RRF M...	Pred.RT	RT	Response	Conc.	%Rec	Ion Ratio	Ratio Out?
1	1 PFBA	213.0 > 168.8	506.7	5398.6	0.250	1.37	1.37	1.173	4.338			
2	2 PFPeA	263.1 > 218.9	303.7	8315.3	0.250	2.37	2.37	0.457	1.717			
3	3 PFBS	299.0 > 79.7	54.5	1340.9	0.250	2.66	2.66	0.508	1.022		3.193	NO
4	5 PFHxA	313.2 > 268.9		2925.3	0.250	3.17						
5	7 PFHpA	363.0 > 318.9		9321.8	0.250	3.81						
6	8 L-PFHxS	398.9 > 79.6		1134.5	0.250	4.02						
7	10 6:2 FTS	427.1 > 407		3293.1	0.250	4.30						
8	11 L-PFOA	413 > 368.7	1627.0	14873.0	0.250	4.40	4.36	1.367	5.450		5.167	NO
9	13 PFHpS	449 > 80.0		14873.0	0.250	4.46						
10	14 PFNA	463.0 > 418.8	604.0	12512.4	0.250	4.81	4.81	0.603	1.879		5.743	NO
11	15 PFOSA	498.2 > 77.9		2074.9	0.250	4.87						
12	16 L-PFOS	499.1 > 79.9	469.8	2874.3	0.250	4.92	4.89	2.043	9.222		1.743	NO
13	18 PFDA	513 > 468.8	438.6	11553.6	0.250	5.19	5.20	0.474	2.032		5.364	NO

Dataset: Z:\Projects\PFAS.PRO\Results\180525M1\180525M1-27.qld

MM 6/5/2018

Last Altered: Tuesday, June 05, 2018 13:22:11 Pacific Daylight Time

Printed: Tuesday, June 05, 2018 13:22:40 Pacific Daylight Time

Method: Z:\Projects\PFAS.PRO\MethDB\PFAS_FULL_80C_052518.mdb 26 May 2018 14:09:10

Calibration: Z:\Projects\PFAS.PRO\CurveDB\C18_VAL-PFAS_Q4_05-25-18.cdb 26 May 2018 15:24:47

Name: 180525M1_27, Date: 25-May-2018, Time: 19:38:15, ID: 1800802-09 BPS1-TT-MW306S-20180426 0.25027, Description: BPS1-TT-MW306S-20180426

	# Name	Trace	Area	IS Area	wt/vol RRF M...	Pred.RT	RT	Response	Conc.	%Rec	Ion Ratio	Ratio Out?
1	19 8:2 FTS	527 > 506.9		2831.9	0.250	5.16						
2	21 L-MeFOSAA	570.1 > 419		2997.3	0.250	5.35						
3	23 L-EtFOSAA	584.2 > 419		3807.8	0.250	5.51						
4	25 PFUdA	563.0 > 518.9		13294.1	0.250	5.52						
5	26 PFDS	598.8 > 80		13294.1	0.250	5.57						
6	27 PFDoA	612.9 > 569.0		17078.1	0.250	5.81						
7	29 PFTrDA	662.9 > 618.9		17078.1	0.250	6.06						
8	30 PFTeDA	712.9 > 668.8		14077.6	0.250	6.29						

Dataset: Z:\Projects\PFAS.PRO\Results\180525M1\180525M1-27.qld

MM 6/5/2018

Last Altered: Tuesday, June 05, 2018 13:22:11 Pacific Daylight Time

Printed: Tuesday, June 05, 2018 13:22:48 Pacific Daylight Time

Method: Z:\Projects\PFAS.PRO\MethDB\PFAS_FULL_80C_052518.mdb 26 May 2018 14:09:10

Calibration: Z:\Projects\PFAS.PRO\CurveDB\C18_VAL-PFAS_Q4_05-25-18.cdb 26 May 2018 15:24:47

Name: 180525M1_27, Date: 25-May-2018, Time: 19:38:15, ID: 1800802-09 BPS1-TT-MW306S-20180426 0.25027, Description: BPS1-TT-MW306S-20180426

	# Name	Trace	Area	IS Area	wt/vol	RRF M...	Pred.RT	RT	Response	Conc.	%Rec	Ion Ratio	Ratio Out?
1	36	13C3-PFBA	216.1 > 171.8	5398.6	6697.1	0.250	0.874	1.38	1.36	10.076	46.053	92.2	
2	37	13C3-PFPeA	266. > 221.8	8315.3	11152.4	0.250	0.834	2.37	2.37	9.320	44.636	89.4	
3	38	13C3-PFBS	302. > 98.8	1340.9	11152.4	0.250	0.101	2.65	2.66	1.503	59.650	119.4	
4	40	13C2-PFHxA	315 > 269.8	2925.3	11152.4	0.250	0.731	3.17	3.17	3.279	17.919	89.7	
5	41	13C4-PFHpA	367.2 > 321.8	9321.8	11152.4	0.250	0.820	3.81	3.81	10.448	50.923	102.0	
6	42	18O2-PFHxS	403.0 > 102.6	1134.5	2827.2	0.250	0.429	3.97	3.97	5.016	46.685	93.5	
7	43	13C2-6:2 FTS	429.1 > 408.9	3293.1	12634.4	0.250	0.235	4.30	4.30	3.258	55.372	110.9	
8	44	13C2-PFOA	414.9 > 369.7	14873.0	12634.4	0.250	1.222	4.35	4.36	14.715	48.099	96.3	
9	45	13C5-PFNA	468.2 > 422.9	12512.4	12187.6	0.250	0.950	4.81	4.81	12.833	53.968	108.1	
10	46	13C8-PFOSA	506.1 > 77.7	2074.9	20534.0	0.250	0.190	4.87	4.87	1.263	26.598	53.3	
11	47	13C8-PFOS	507.0 > 79.9	2874.3	3012.4	0.250	1.018	4.89	4.89	11.927	46.830	93.8	
12	48	13C2-PFDA	515.1 > 469.9	11553.6	18221.3	0.250	1.175	5.19	5.20	7.926	26.944	53.9	
13	49	13C2-8:2 FTS	529.1 > 508.7	2831.9	11152.4	0.250	0.245	5.16	5.16	3.174	51.693	103.5	
14	50	d3-N-MeFOSAA	573.3 > 419	2997.3	20534.0	0.250	0.202	5.34	5.34	1.825	36.171	72.4	
15	51	d5-N-EtFOSAA	589.3 > 419	3807.8	20534.0	0.250	0.242	5.50	5.50	2.318	38.224	76.5	
16	52	13C2-PFUdA	565 > 519.8	13294.1	20534.0	0.250	1.062	5.52	5.52	8.093	30.459	61.0	
17	53	13C2-PFDoA	615.0 > 569.7	17078.1	18221.3	0.250	1.048	5.81	5.81	11.716	44.688	89.5	
18	55	13C2-PFTeDA	714.8 > 669.6	14077.6	20534.0	0.250	0.871	6.29	6.29	8.570	39.311	78.7	
19	60	13C4-PFBA	217. > 171.8	6697.1	6697.1	0.250	1.000	1.38	1.37	12.500	49.946	100.0	
20	61	13C5-PFHxA	318 > 272.9	11152.4	11152.4	0.250	1.000	3.17	3.17	12.500	49.946	100.0	
21	62	13C3-PFHxS	401.9 > 79.9	2827.2	2827.2	0.250	1.000	3.97	3.97	12.500	49.946	100.0	
22	63	13C8-PFOA	421.3 > 376	12634.4	12634.4	0.250	1.000	4.35	4.36	12.500	49.946	100.0	
23	64	13C9-PFNA	472.2 > 426.9	12187.6	12187.6	0.250	1.000	4.80	4.81	12.500	49.946	100.0	
24	65	13C4-PFOS	503 > 79.9	3012.4	3012.4	0.250	1.000	4.89	4.89	12.500	49.946	100.0	
25	66	13C6-PFDA	519.1 > 473.7	18221.3	18221.3	0.250	1.000	5.19	5.19	12.500	49.946	100.0	
26	67	13C7-PFUdA	570.1 > 524.8	20534.0	20534.0	0.250	1.000	5.52	5.52	12.500	49.946	100.0	
27	68	Total PFHxS	398.9 > 79.6	0.0	1134.5	0.250		4.05		0.000			
28	69	Total PFOA	413 > 368.7	1627.0	14873.0	0.250		4.30		1.367	5.450		
29	70	Total PFOS	499.1 > 79.9	469.8	2874.3	0.250		4.90		2.043	9.222		
30	71	Total N-MeFOSAA	570.1 > 419	0.0	2997.3	0.250		5.55		0.000			
31	72	Total N-EtFOSAA	584.2 > 419	0.0	3807.8	0.250		5.70		0.000			

Dataset: Z:\Projects\PFAS.PRO\Results\180525M1\180525M1-27.qld

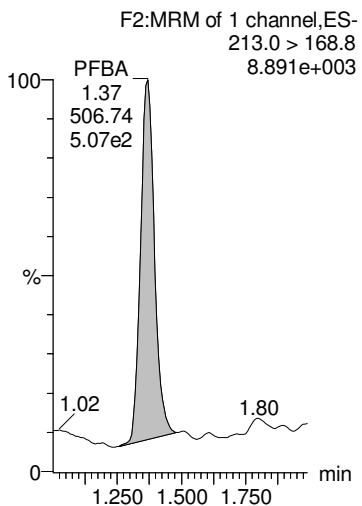
MM 6/5/2018

Last Altered: Tuesday, June 05, 2018 13:22:11 Pacific Daylight Time
 Printed: Tuesday, June 05, 2018 13:22:48 Pacific Daylight Time

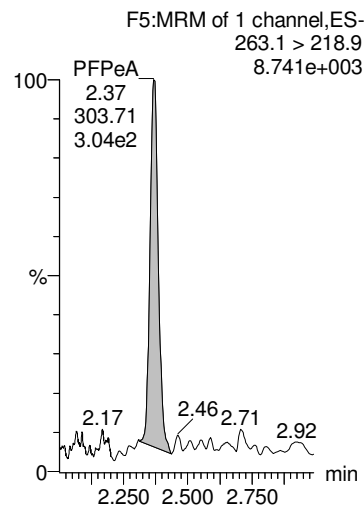
Method: Z:\Projects\PFAS.PRO\MethDB\PFAS_FULL_80C_052518.mdb 26 May 2018 14:09:10
 Calibration: Z:\Projects\PFAS.PRO\CurveDB\C18_VAL-PFAS_Q4_05-25-18.cdb 26 May 2018 15:24:47

Name: 180525M1_27, Date: 25-May-2018, Time: 19:38:15, ID: 1800802-09 BPS1-TT-MW306S-20180426 0.25027, Description: BPS1-TT-MW306S-20180426

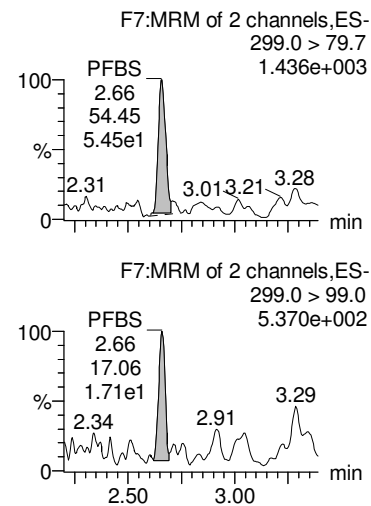
PFBA



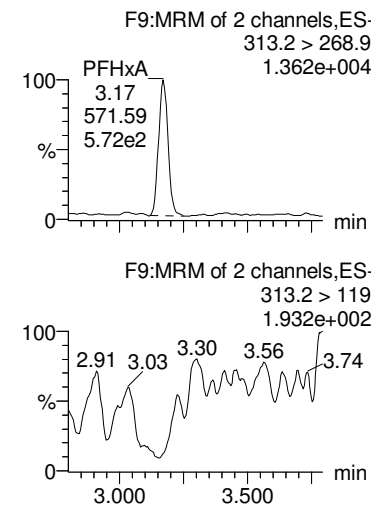
PFPeA



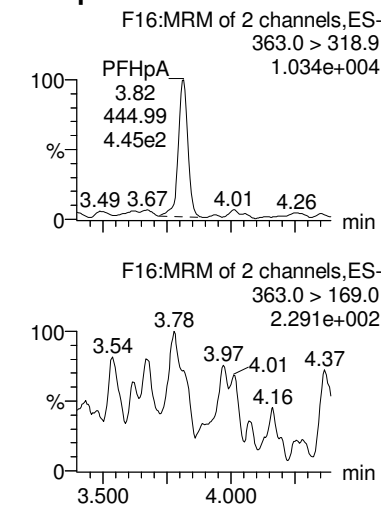
PFBS



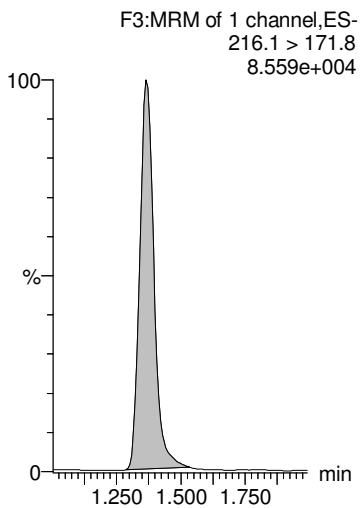
PFHxA



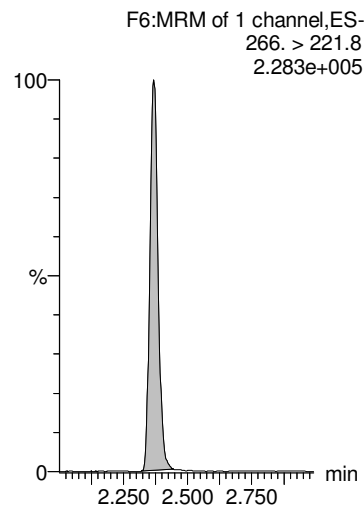
PFHpA



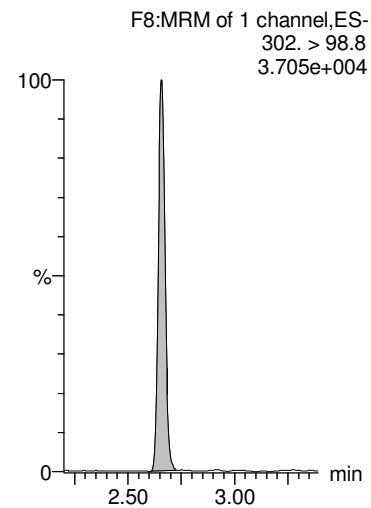
13C3-PFBA



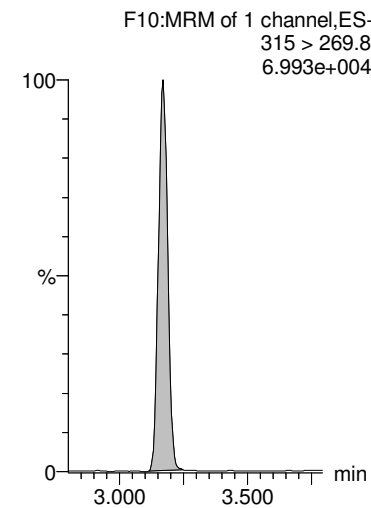
13C3-PFPeA



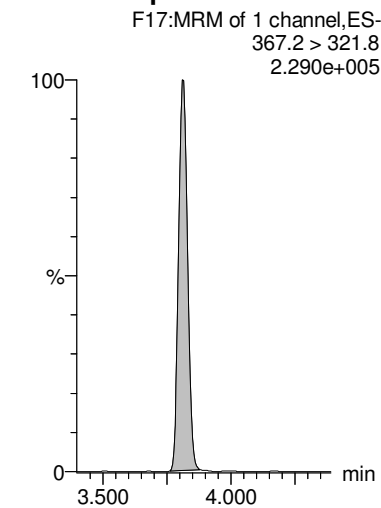
13C3-PFBS



13C2-PFHxA



13C4-PFHpA



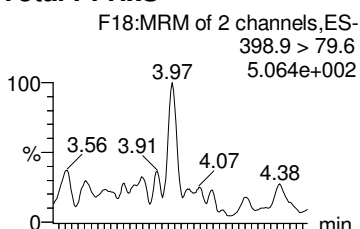
Dataset: Z:\Projects\PFAS.PRO\Results\180525M1\180525M1-27.qld

MM 6/5/2018

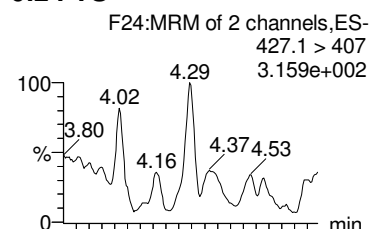
Last Altered: Tuesday, June 05, 2018 13:22:11 Pacific Daylight Time
Printed: Tuesday, June 05, 2018 13:22:48 Pacific Daylight Time

Name: 180525M1_27, Date: 25-May-2018, Time: 19:38:15, ID: 1800802-09 BPS1-TT-MW306S-20180426 0.25027, Description: BPS1-TT-MW306S-20180426

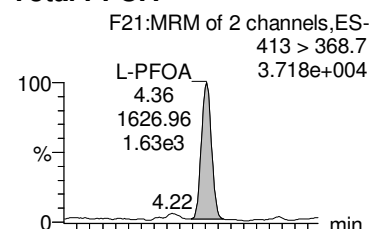
Total PFHxS



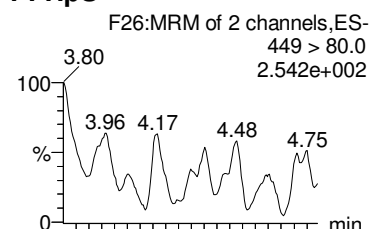
6:2 FTS



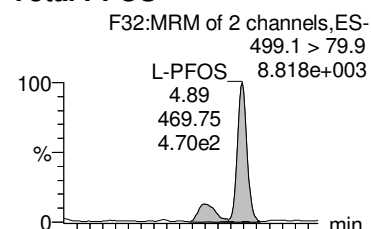
Total PFOA



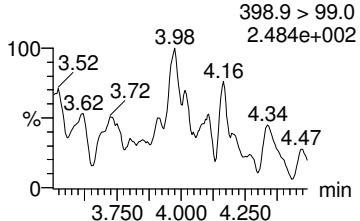
PFHps



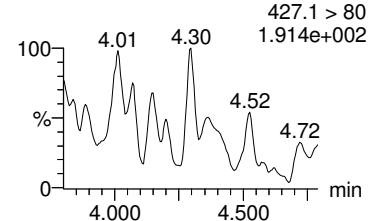
Total PFOS



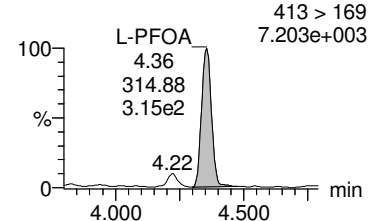
Total PFHxS



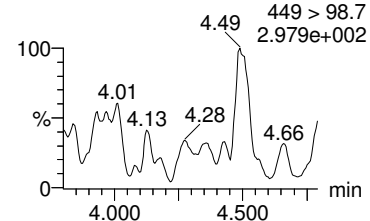
6:2 FTS



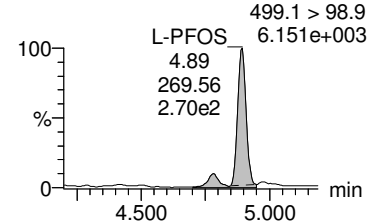
Total PFOA



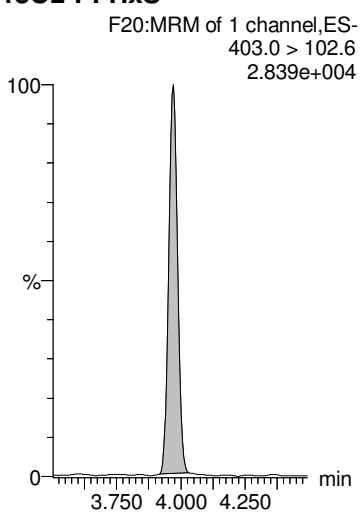
PFHps



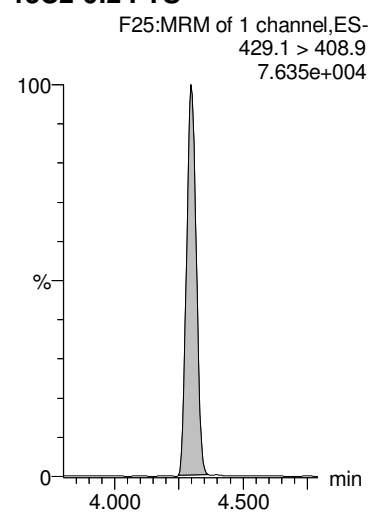
Total PFOS



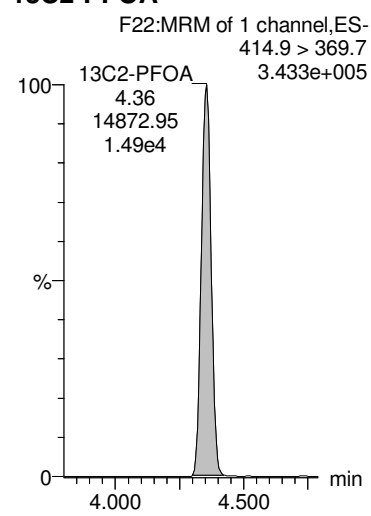
18O2-PFHxS



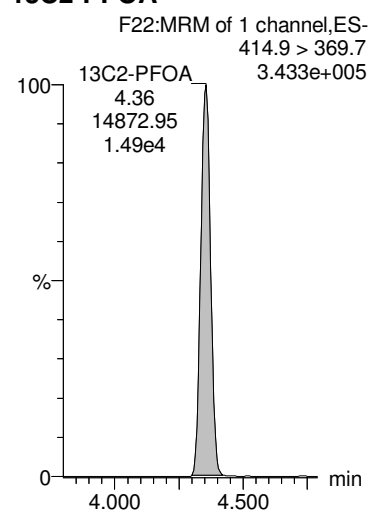
13C2-6:2 FTS



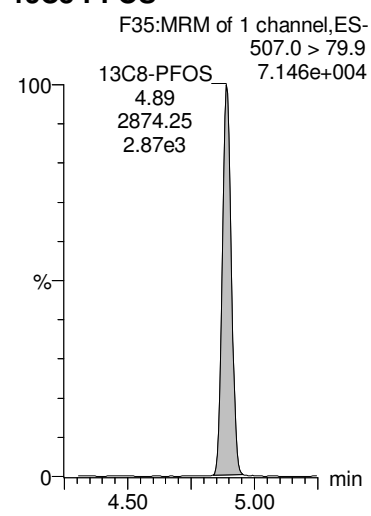
13C2-PFOA



13C2-PFOA



13C8-PFOS



Dataset: Z:\Projects\PFAS.PRO\Results\180525M1\180525M1-27.qld

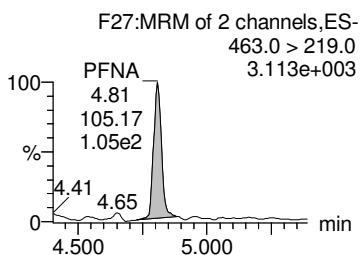
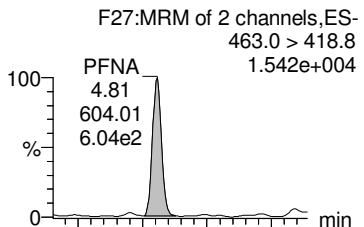
MM 6/5/2018

Last Altered: Tuesday, June 05, 2018 13:22:11 Pacific Daylight Time

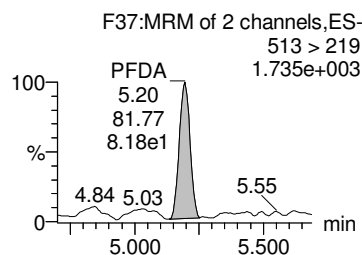
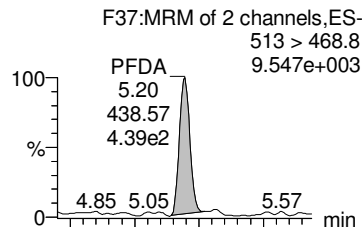
Printed: Tuesday, June 05, 2018 13:22:48 Pacific Daylight Time

Name: 180525M1_27, Date: 25-May-2018, Time: 19:38:15, ID: 1800802-09 BPS1-TT-MW306S-20180426 0.25027, Description: BPS1-TT-MW306S-20180426

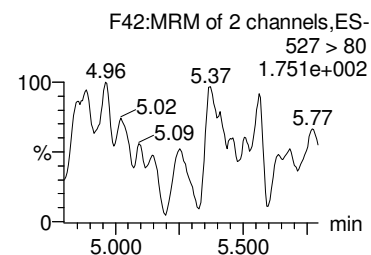
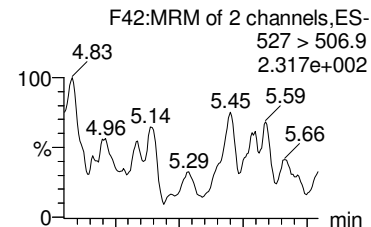
PFNA



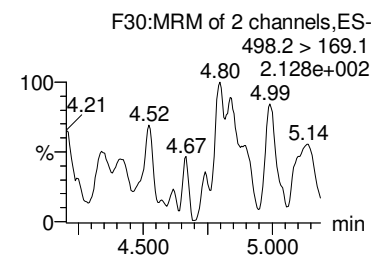
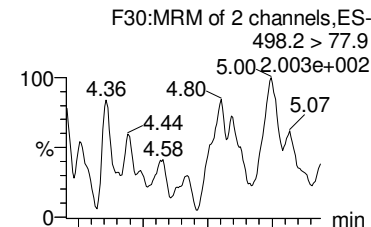
PFDA



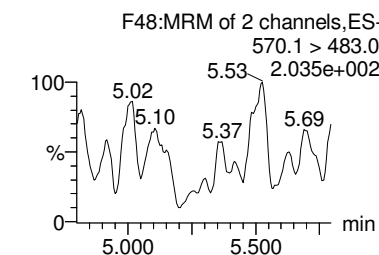
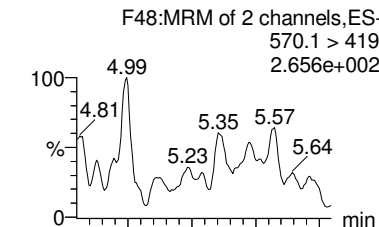
8:2 FTS



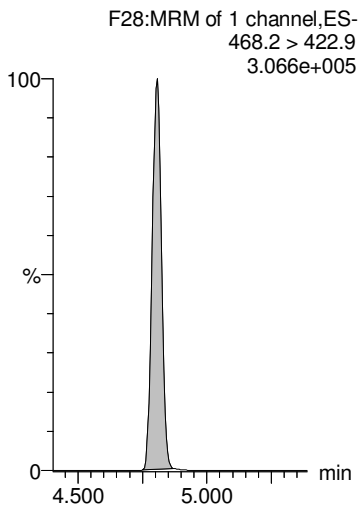
PFOSA



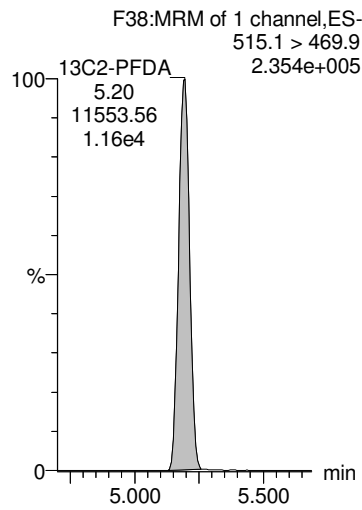
Total N-MeFOSAA



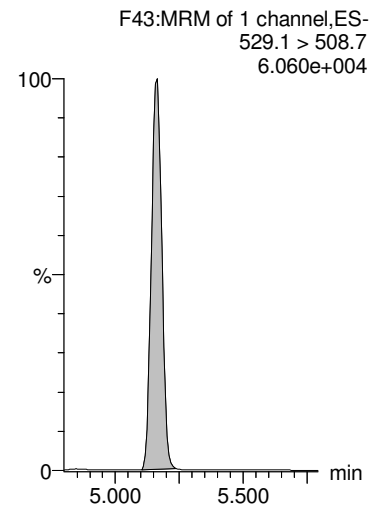
13C5-PFNA



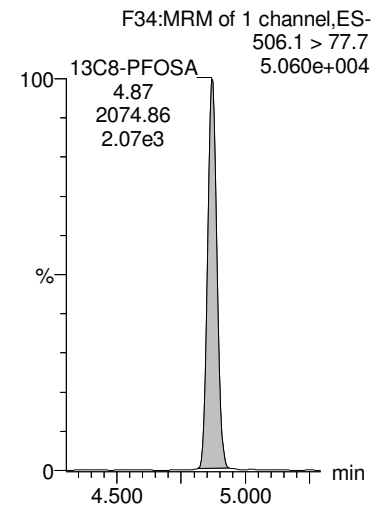
13C2-PFDA



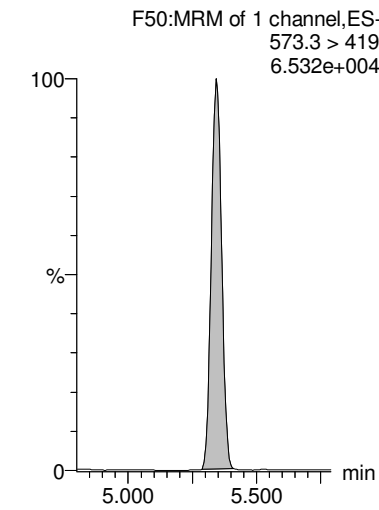
13C2-8:2 FTS



13C8-PFOSA



d3-N-MeFOSAA



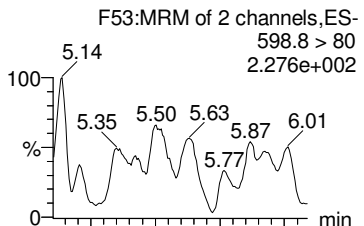
Dataset: Z:\Projects\PFAS.PRO\Results\180525M1\180525M1-27.qld

MM 6/5/2018

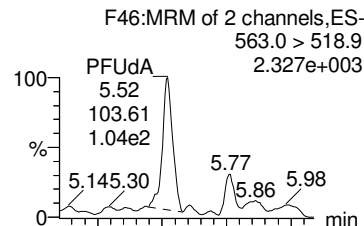
Last Altered: Tuesday, June 05, 2018 13:22:11 Pacific Daylight Time
 Printed: Tuesday, June 05, 2018 13:22:48 Pacific Daylight Time

Name: 180525M1_27, Date: 25-May-2018, Time: 19:38:15, ID: 1800802-09 BPS1-TT-MW306S-20180426 0.25027, Description: BPS1-TT-MW306S-20180426

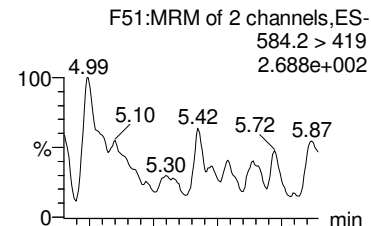
PFDS



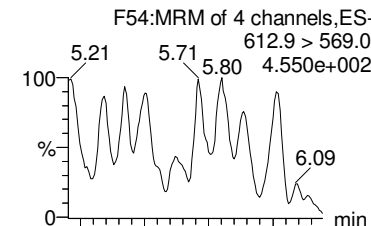
PFUdA



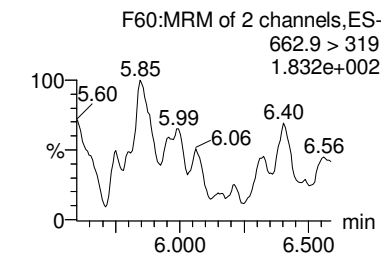
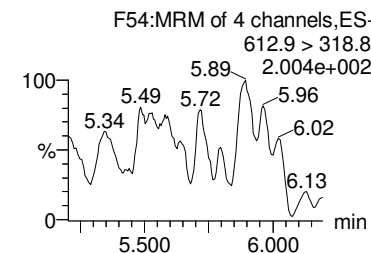
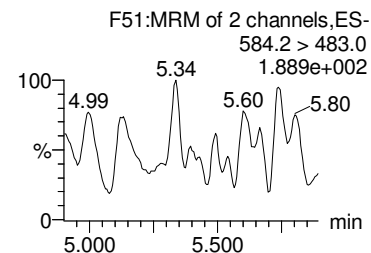
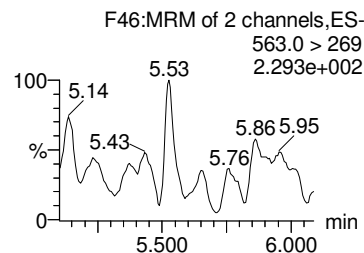
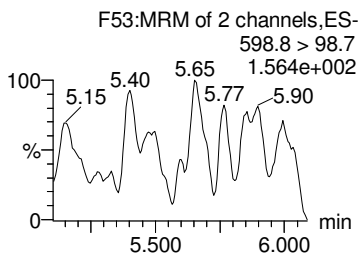
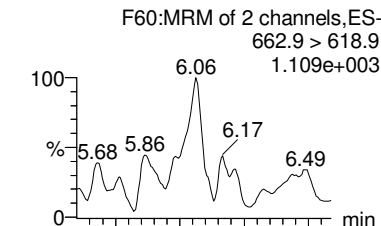
Total N-EtFOSAA



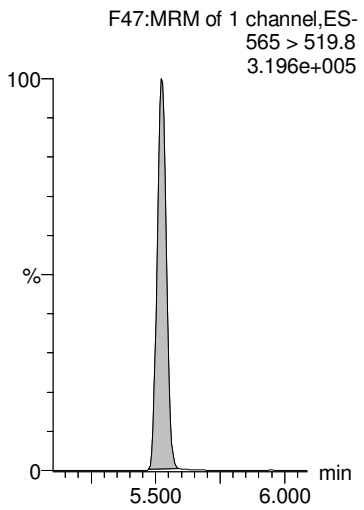
PFDaA



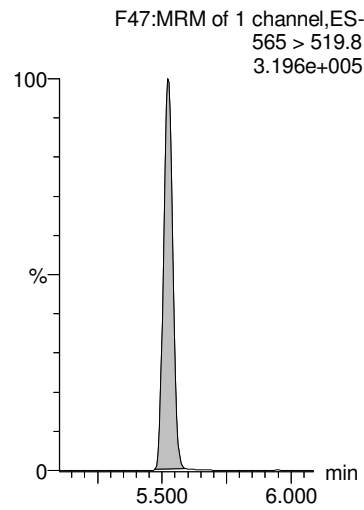
PFTrDA



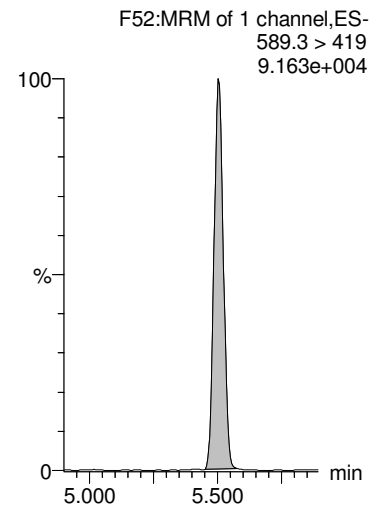
13C2-PFUdA



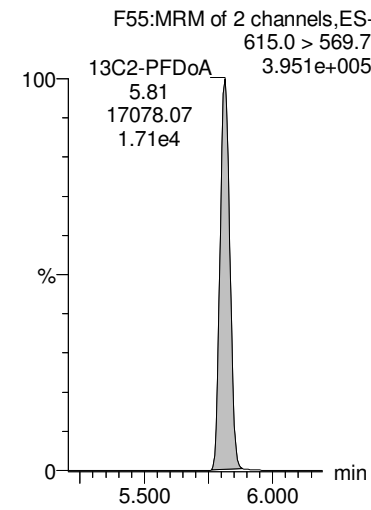
13C2-PFUdA



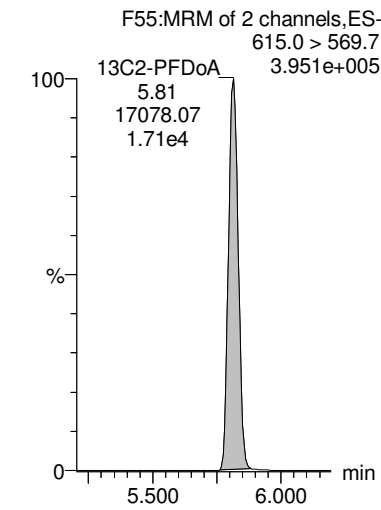
d5-N-EtFOSAA



13C2-PFDaA



13C2-PFDaA

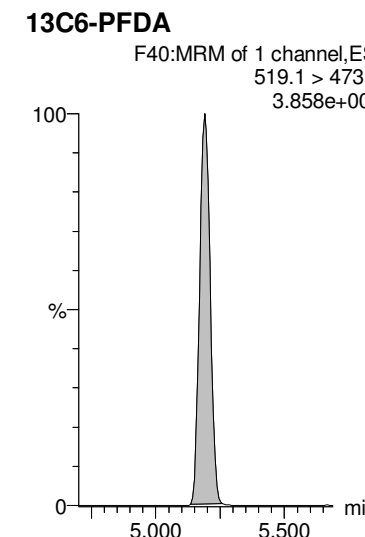
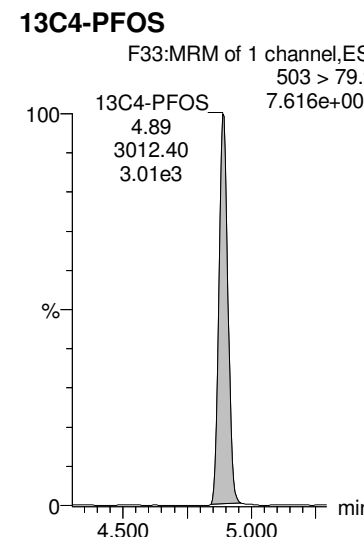
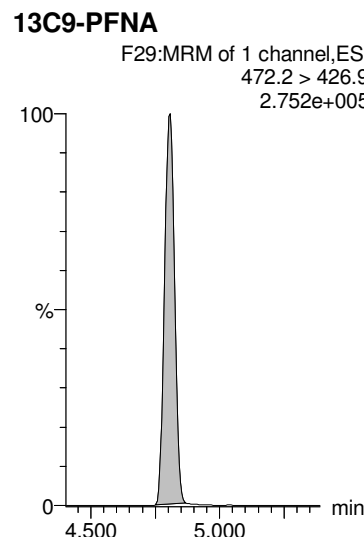
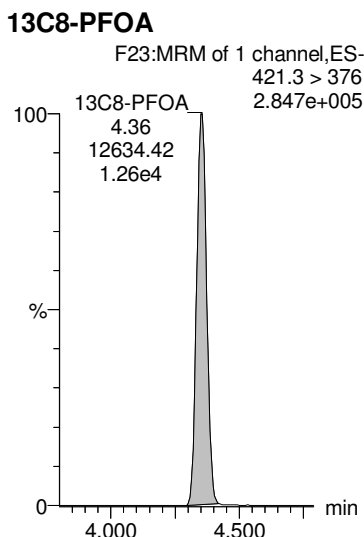
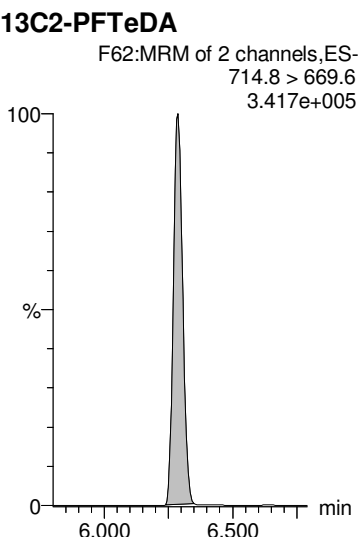
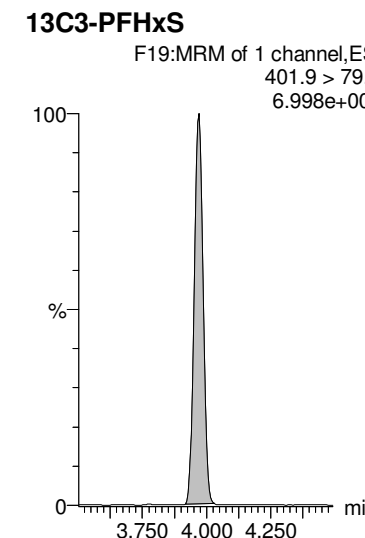
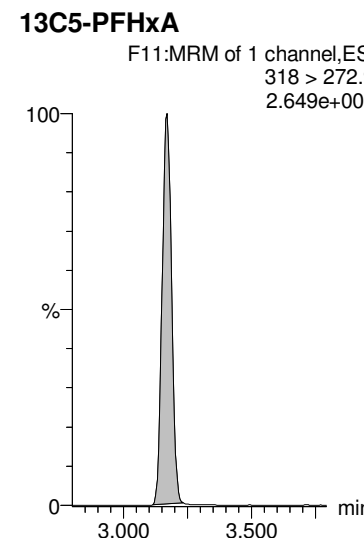
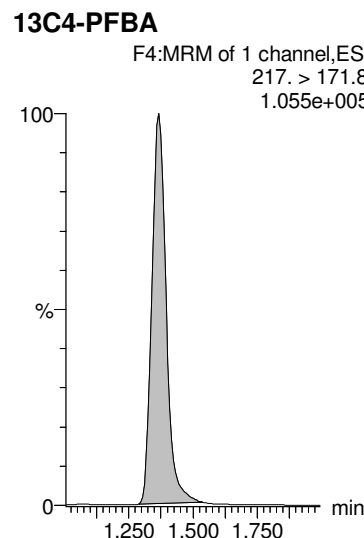
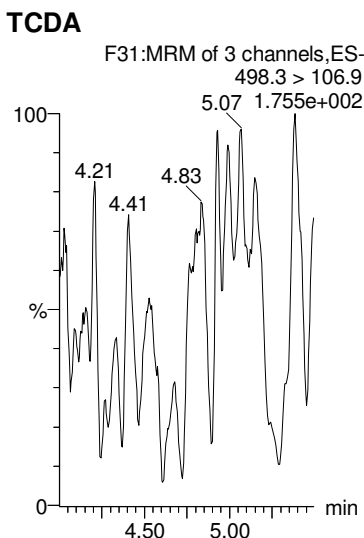
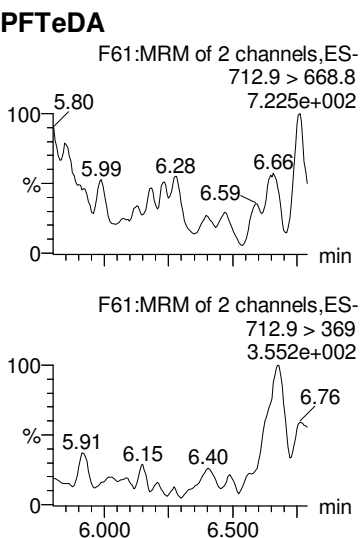


Dataset: Z:\Projects\PFAS.PRO\Results\180525M1\180525M1-27.qld

MM 6/5/2018

Last Altered: Tuesday, June 05, 2018 13:22:11 Pacific Daylight Time
 Printed: Tuesday, June 05, 2018 13:22:48 Pacific Daylight Time

Name: 180525M1_27, Date: 25-May-2018, Time: 19:38:15, ID: 1800802-09 BPS1-TT-MW306S-20180426 0.25027, Description: BPS1-TT-MW306S-20180426



Dataset: Z:\Projects\PFAS.PRO\Results\180525M1\180525M1-27.qld

MM 6/5/2018

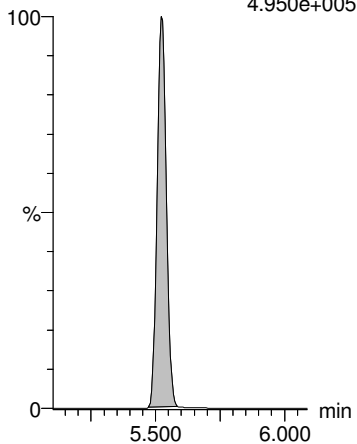
Last Altered: Tuesday, June 05, 2018 13:22:11 Pacific Daylight Time

Printed: Tuesday, June 05, 2018 13:22:48 Pacific Daylight Time

Name: 180525M1_27, Date: 25-May-2018, Time: 19:38:15, ID: 1800802-09 BPS1-TT-MW306S-20180426 0.25027, Description: BPS1-TT-MW306S-20180426

13C7-PFUdA

F49:MRM of 1 channel,ES-
570.1 > 524.8
4.950e+005



Dataset: Z:\Projects\PFAS.PRO\Results\180525M1\180525M1-28.qld

MM 6/5/2018

Last Altered: Tuesday, June 05, 2018 13:25:26 Pacific Daylight Time

Printed: Tuesday, June 05, 2018 13:25:57 Pacific Daylight Time

Method: Z:\Projects\PFAS.PRO\MethDB\PFAS_FULL_80C_052518.mdb 26 May 2018 14:09:10

Calibration: Z:\Projects\PFAS.PRO\CurveDB\C18_VAL-PFAS_Q4_05-25-18.cdb 26 May 2018 15:24:47

Name: 180525M1_28, Date: 25-May-2018, Time: 19:49:40, ID: 1800802-10 BPS1-TT-MW307D-20180426 0.26175, Description: BPS1-TT-MW307D-20180426

	# Name	Trace	Area	IS Area	wt/vol RRF M...	Pred.RT	RT	Response	Conc.	%Rec	Ion Ratio	Ratio Out?
1	1 PFBA	213.0 > 168.8	341.1	5547.1	0.262	1.40	1.39	0.769	2.714			
2	2 PFPeA	263.1 > 218.9	1170.9	8518.7	0.262	2.38	2.38	1.718	6.506			
3	3 PFBS	299.0 > 79.7		1258.6	0.262	2.66						
4	5 PFHxA	313.2 > 268.9	1112.6	2998.4	0.262	3.18	3.18	1.855	4.712		385.910	NO
5	7 PFHpA	363.0 > 318.9	886.4	7810.6	0.262	3.82	3.82	1.419	4.393		50.625	YES
6	8 L-PFHxS	398.9 > 79.6		1181.8	0.262	4.02						
7	10 6:2 FTS	427.1 > 407	31.9	2908.4	0.262	4.30	4.30	0.137	0.333		6.948	YES
8	11 L-PFOA	413 > 368.7	2648.0	13287.1	0.262	4.40	4.36	2.491	9.508		5.726	NO
9	13 PFHpS	449 > 80.0		13287.1	0.262	4.46						
10	14 PFNA	463.0 > 418.8	847.2	11894.4	0.262	4.81	4.81	0.890	2.701		4.602	NO
11	15 PFOSA	498.2 > 77.9		1803.5	0.262	4.87						
12	16 L-PFOS	499.1 > 79.9	290.4	2835.6	0.262	4.92	4.89	1.280	5.509		2.830	YES
13	18 PFDA	513 > 468.8	1058.4	10432.9	0.262	5.19	5.20	1.268	4.909		5.445	NO

Dataset: Z:\Projects\PFAS.PRO\Results\180525M1\180525M1-28.qld

MM 6/5/2018

Last Altered: Tuesday, June 05, 2018 13:25:26 Pacific Daylight Time

Printed: Tuesday, June 05, 2018 13:26:07 Pacific Daylight Time

Method: Z:\Projects\PFAS.PRO\MethDB\PFAS_FULL_80C_052518.mdb 26 May 2018 14:09:10

Calibration: Z:\Projects\PFAS.PRO\CurveDB\C18_VAL-PFAS_Q4_05-25-18.cdb 26 May 2018 15:24:47

Name: 180525M1_28, Date: 25-May-2018, Time: 19:49:40, ID: 1800802-10 BPS1-TT-MW307D-20180426 0.26175, Description: BPS1-TT-MW307D-20180426

	# Name	Trace	Area	IS Area	wt/vol RRF M...	Pred.RT	RT	Response	Conc.	%Rec	Ion Ratio	Ratio Out?
1	19 8:2 FTS	527 > 506.9		2749.7	0.262	5.16						
2	21 L-MeFOSAA	570.1 > 419		3102.6	0.262	5.35						
3	23 L-EtFOSAA	584.2 > 419		3580.0	0.262	5.51						
4	25 PFUdA	563.0 > 518.9	300.6	13888.5	0.262	5.52	5.52	0.271	1.050		13.130	NO
5	26 PFDS	598.8 > 80		13888.5	0.262	5.57						
6	27 PFDoA	612.9 > 569.0		13232.3	0.262	5.81						
7	29 PFTrDA	662.9 > 618.9		13232.3	0.262	6.06						
8	30 PFTeDA	712.9 > 668.8		13053.6	0.262	6.29						

Dataset: Z:\Projects\PFAS.PRO\Results\180525M1\180525M1-28.qld

MM 6/5/2018

Last Altered: Tuesday, June 05, 2018 13:25:26 Pacific Daylight Time

Printed: Tuesday, June 05, 2018 13:26:16 Pacific Daylight Time

Method: Z:\Projects\PFAS.PRO\MethDB\PFAS_FULL_80C_052518.mdb 26 May 2018 14:09:10

Calibration: Z:\Projects\PFAS.PRO\CurveDB\C18_VAL-PFAS_Q4_05-25-18.cdb 26 May 2018 15:24:47

Name: 180525M1_28, Date: 25-May-2018, Time: 19:49:40, ID: 1800802-10 BPS1-TT-MW307D-20180426 0.26175, Description: BPS1-TT-MW307D-20180426

	# Name	Trace	Area	IS Area	wt/vol	RRF M...	Pred.RT	RT	Response	Conc.	%Rec	Ion Ratio	Ratio Out?
1	36	13C3-PFBA	216.1 > 171.8	5547.1	6759.1	0.262	0.874	1.38	1.39	10.258	44.829	93.9	
2	37	13C3-PFPeA	266. > 221.8	8518.7	10928.7	0.262	0.834	2.37	2.38	9.744	44.617	93.4	
3	38	13C3-PFBS	302. > 98.8	1258.6	10928.7	0.262	0.101	2.65	2.66	1.440	54.628	114.4	
4	40	13C2-PFHxA	315 > 269.8	2998.4	10928.7	0.262	0.731	3.17	3.18	3.429	17.921	93.8	
5	41	13C4-PFHpA	367.2 > 321.8	7810.6	10928.7	0.262	0.820	3.81	3.82	8.934	41.631	87.2	
6	42	18O2-PFHxS	403.0 > 102.6	1181.8	2818.8	0.262	0.429	3.97	3.97	5.241	46.638	97.7	
7	43	13C2-6:2 FTS	429.1 > 408.9	2908.4	12940.1	0.262	0.235	4.30	4.30	2.810	45.655	95.6	
8	44	13C2-PFOA	414.9 > 369.7	13287.1	12940.1	0.262	1.222	4.35	4.36	12.835	40.115	84.0	
9	45	13C5-PFNA	468.2 > 422.9	11894.4	16168.0	0.262	0.950	4.81	4.81	9.196	36.976	77.4	
10	46	13C8-PFOSA	506.1 > 77.7	1803.5	22255.9	0.262	0.190	4.87	4.87	1.013	20.394	42.7	
11	47	13C8-PFOS	507.0 > 79.9	2835.6	3184.6	0.262	1.018	4.89	4.89	11.130	41.786	87.5	
12	48	13C2-PFDA	515.1 > 469.9	10432.9	17705.5	0.262	1.175	5.19	5.20	7.366	23.941	50.1	
13	49	13C2-8:2 FTS	529.1 > 508.7	2749.7	10928.7	0.262	0.245	5.16	5.16	3.145	48.973	102.6	
14	50	d3-N-MeFOSAA	573.3 > 419	3102.6	22255.9	0.262	0.202	5.34	5.35	1.743	33.031	69.2	
15	51	d5-N-EtFOSAA	589.3 > 419	3580.0	22255.9	0.262	0.242	5.50	5.51	2.011	31.703	66.4	
16	52	13C2-PFUdA	565 > 519.8	13888.5	22255.9	0.262	1.062	5.52	5.53	7.800	28.072	58.8	
17	53	13C2-PFDoA	615.0 > 569.7	13232.3	17705.5	0.262	1.048	5.81	5.81	9.342	34.070	71.3	
18	55	13C2-PFTeDA	714.8 > 669.6	13053.6	22255.9	0.262	0.871	6.29	6.29	7.332	32.156	67.3	
19	60	13C4-PFBA	217. > 171.8	6759.1	6759.1	0.262	1.000	1.38	1.39	12.500	47.755	100.0	
20	61	13C5-PFHxA	318 > 272.9	10928.7	10928.7	0.262	1.000	3.17	3.17	12.500	47.755	100.0	
21	62	13C3-PFHxS	401.9 > 79.9	2818.8	2818.8	0.262	1.000	3.97	3.97	12.500	47.755	100.0	
22	63	13C8-PFOA	421.3 > 376	12940.1	12940.1	0.262	1.000	4.35	4.36	12.500	47.755	100.0	
23	64	13C9-PFNA	472.2 > 426.9	16168.0	16168.0	0.262	1.000	4.80	4.81	12.500	47.755	100.0	
24	65	13C4-PFOS	503 > 79.9	3184.6	3184.6	0.262	1.000	4.89	4.89	12.500	47.755	100.0	
25	66	13C6-PFDA	519.1 > 473.7	17705.5	17705.5	0.262	1.000	5.19	5.19	12.500	47.755	100.0	
26	67	13C7-PFUdA	570.1 > 524.8	22255.9	22255.9	0.262	1.000	5.52	5.53	12.500	47.755	100.0	
27	68	Total PFHxS	398.9 > 79.6	0.0	1181.8	0.262		4.05		0.000			
28	69	Total PFOA	413 > 368.7	2648.0	13287.1	0.262		4.30		2.491	9.508		
29	70	Total PFOS	499.1 > 79.9	290.4	2835.6	0.262		4.90		1.280	5.509		
30	71	Total N-MeFOSAA	570.1 > 419	0.0	3102.6	0.262		5.55		0.000			
31	72	Total N-EtFOSAA	584.2 > 419	0.0	3580.0	0.262		5.70		0.000			

Dataset: Z:\Projects\PFAS.PRO\Results\180525M1\180525M1-28.qld

MM 6/5/2018

Last Altered: Tuesday, June 05, 2018 13:25:26 Pacific Daylight Time

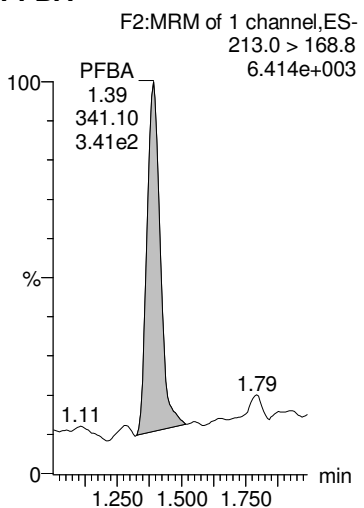
Printed: Tuesday, June 05, 2018 13:26:16 Pacific Daylight Time

Method: Z:\Projects\PFAS.PRO\MethDB\PFAS_FULL_80C_052518.mdb 26 May 2018 14:09:10

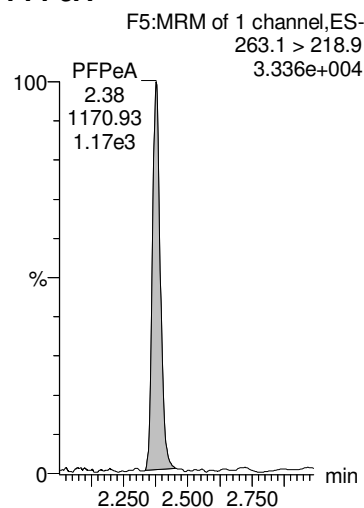
Calibration: Z:\Projects\PFAS.PRO\CurveDB\C18_VAL-PFAS_Q4_05-25-18.cdb 26 May 2018 15:24:47

Name: 180525M1_28, Date: 25-May-2018, Time: 19:49:40, ID: 1800802-10 BPS1-TT-MW307D-20180426 0.26175, Description: BPS1-TT-MW307D-20180426

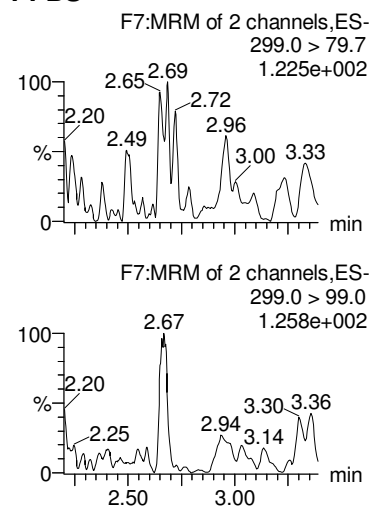
PFBA



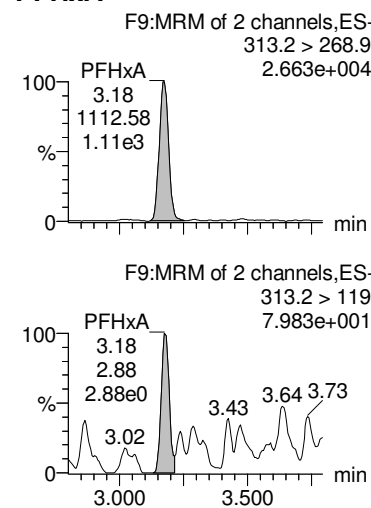
PFPeA



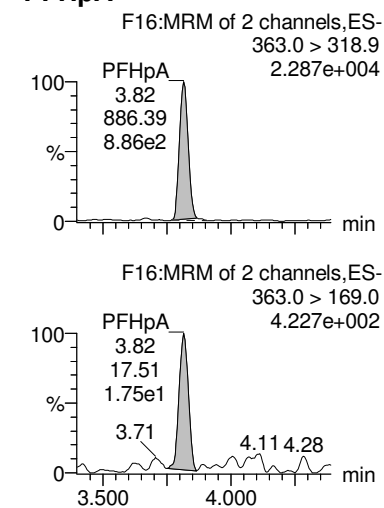
PFBS



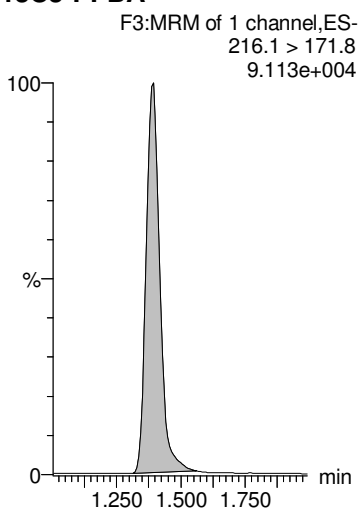
PFHxA



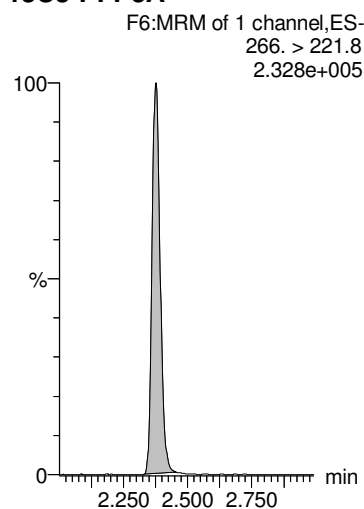
PFHpA



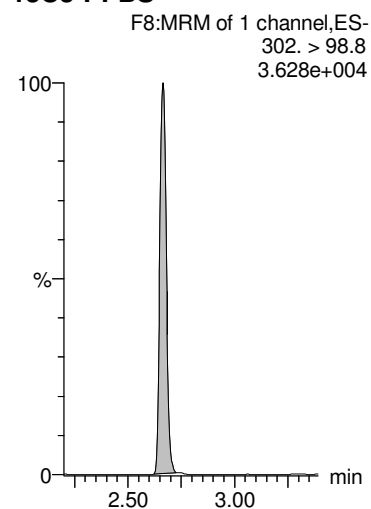
13C3-PFBA



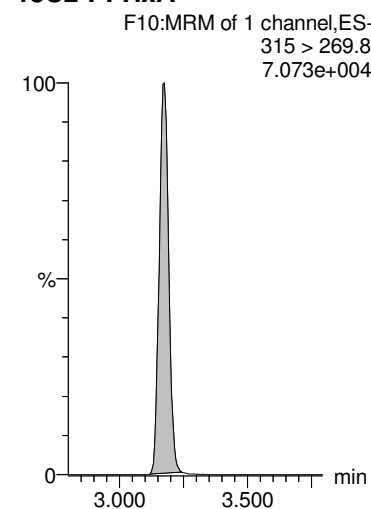
13C3-PFPeA



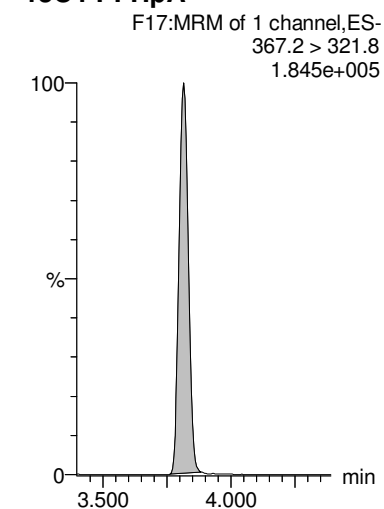
13C3-PFBS



13C2-PFHxA



13C4-PFHpA

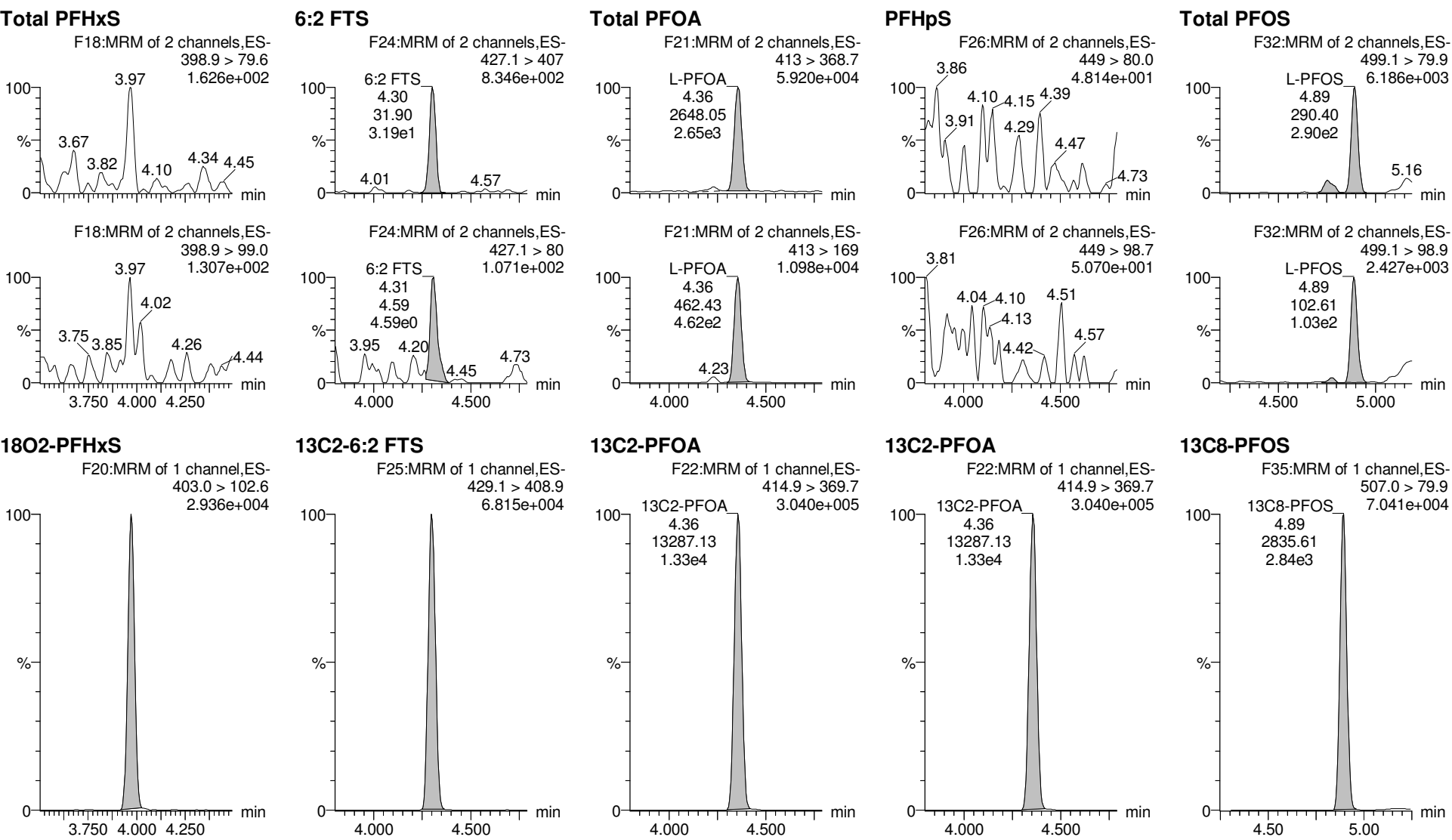


Dataset: Z:\Projects\PFAS.PRO\Results\180525M1\180525M1-28.qld

MM 6/5/2018

Last Altered: Tuesday, June 05, 2018 13:25:26 Pacific Daylight Time
 Printed: Tuesday, June 05, 2018 13:26:16 Pacific Daylight Time

Name: 180525M1_28, Date: 25-May-2018, Time: 19:49:40, ID: 1800802-10 BPS1-TT-MW307D-20180426 0.26175, Description: BPS1-TT-MW307D-20180426



Dataset: Z:\Projects\PFAS.PRO\Results\180525M1\180525M1-28.qld

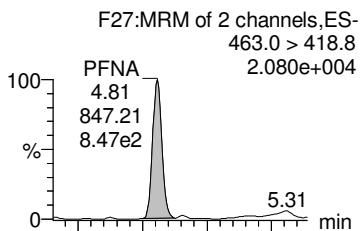
MM 6/5/2018

Last Altered: Tuesday, June 05, 2018 13:25:26 Pacific Daylight Time

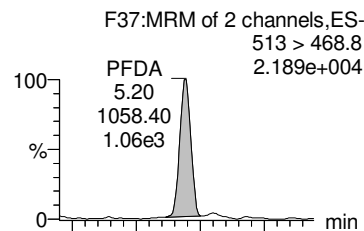
Printed: Tuesday, June 05, 2018 13:26:16 Pacific Daylight Time

Name: 180525M1_28, Date: 25-May-2018, Time: 19:49:40, ID: 1800802-10 BPS1-TT-MW307D-20180426 0.26175, Description: BPS1-TT-MW307D-20180426

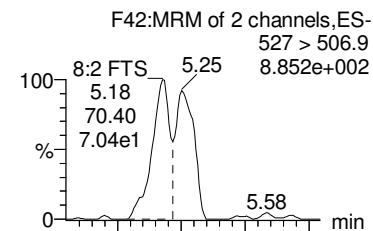
PFNA



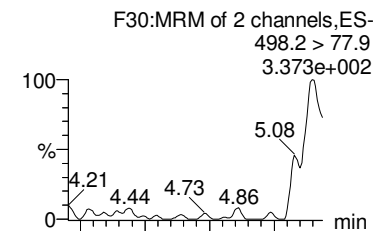
PFDA



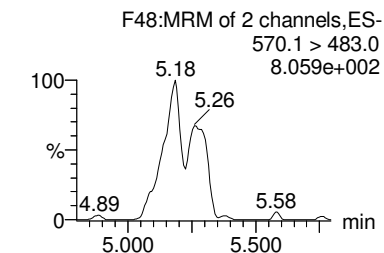
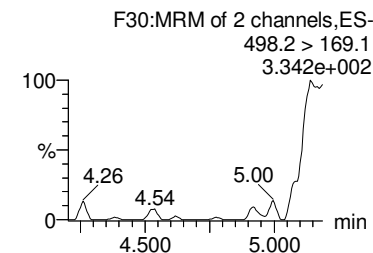
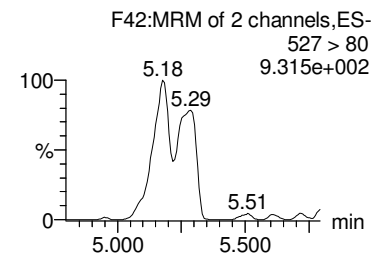
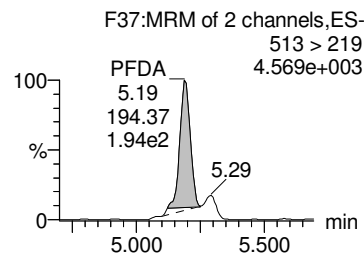
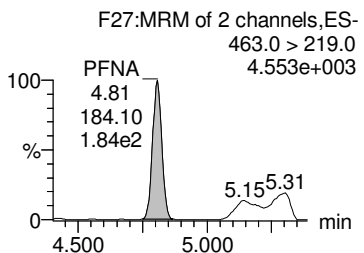
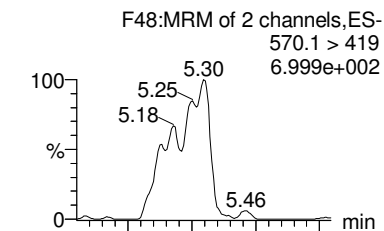
8:2 FTS



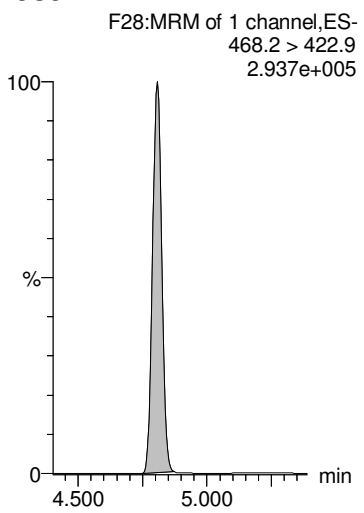
PFOSA



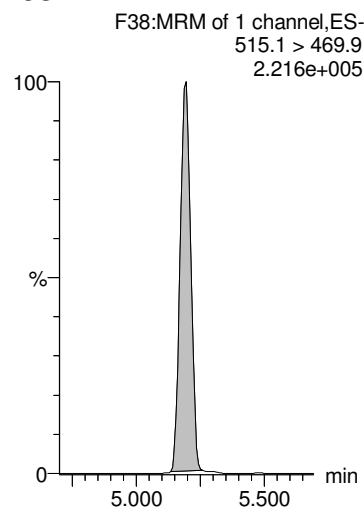
Total N-MeFOSAA



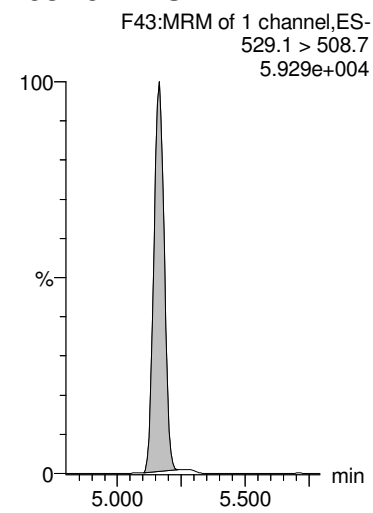
13C5-PFNA



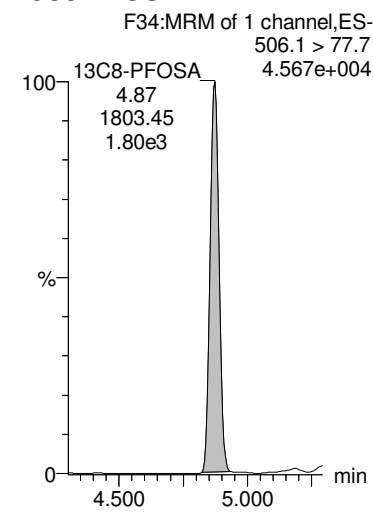
13C2-PFDA



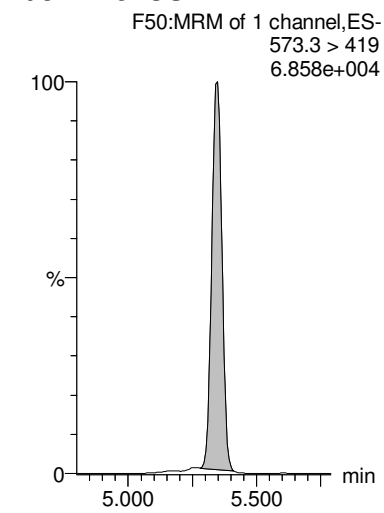
13C2-8:2 FTS



13C8-PFOSA



d3-N-MeFOSAA



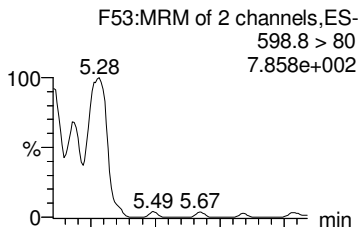
Dataset: Z:\Projects\PFAS.PRO\Results\180525M1\180525M1-28.qld

MM 6/5/2018

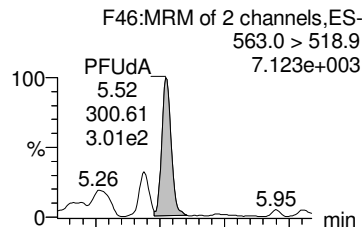
Last Altered: Tuesday, June 05, 2018 13:25:26 Pacific Daylight Time
 Printed: Tuesday, June 05, 2018 13:26:16 Pacific Daylight Time

Name: 180525M1_28, Date: 25-May-2018, Time: 19:49:40, ID: 1800802-10 BPS1-TT-MW307D-20180426 0.26175, Description: BPS1-TT-MW307D-20180426

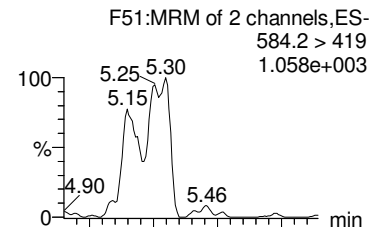
PFDS



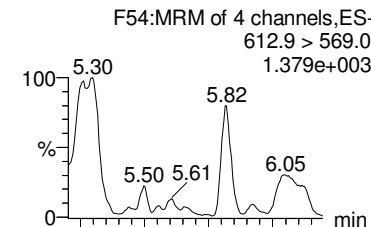
PFUdA



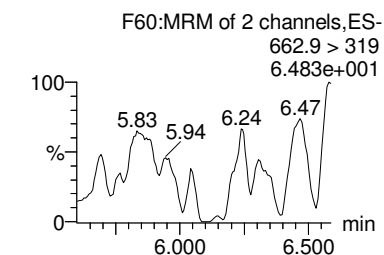
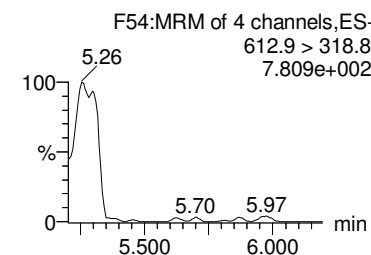
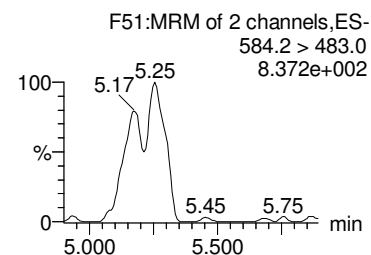
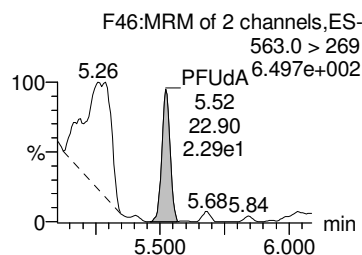
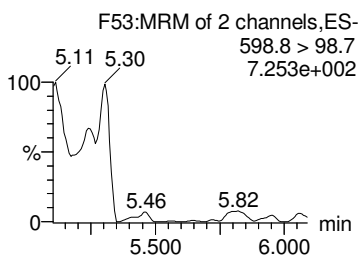
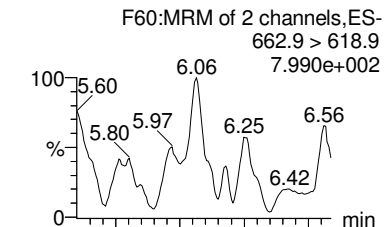
Total N-EtFOSAA



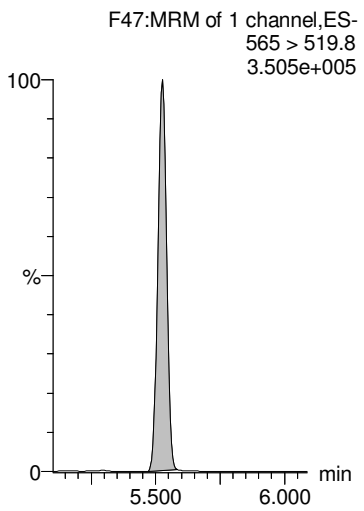
PFDaA



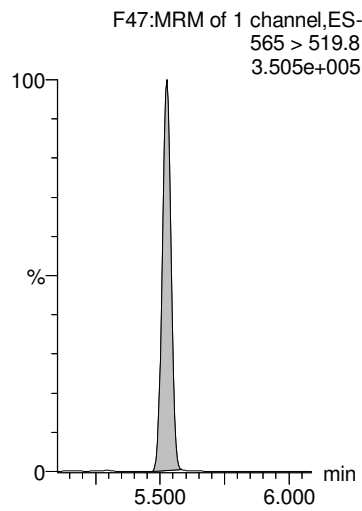
PFTrDA



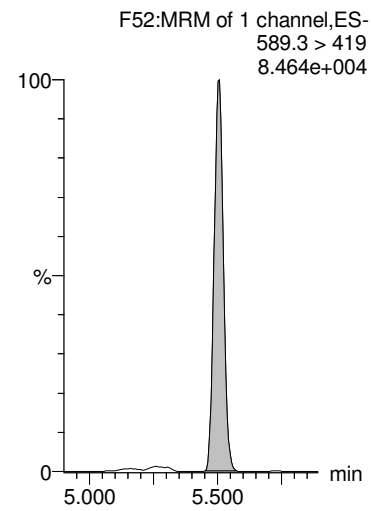
13C2-PFUdA



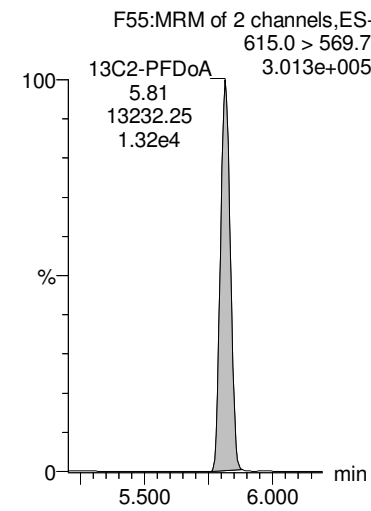
13C2-PFUdA



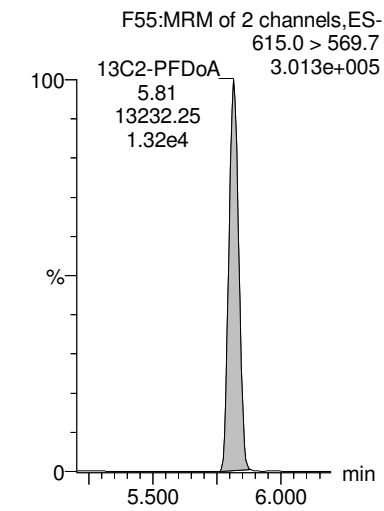
d5-N-EtFOSAA



13C2-PFDaA



13C2-PFDaA



Dataset: Z:\Projects\PFAS.PRO\Results\180525M1\180525M1-28.qld

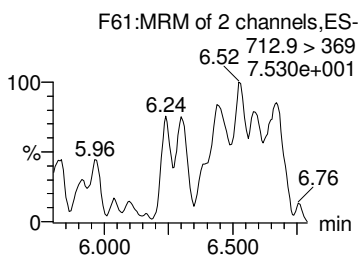
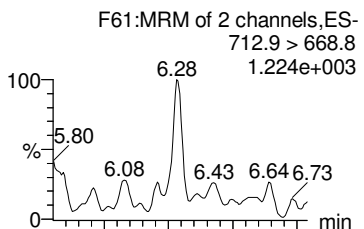
MM 6/5/2018

Last Altered: Tuesday, June 05, 2018 13:25:26 Pacific Daylight Time

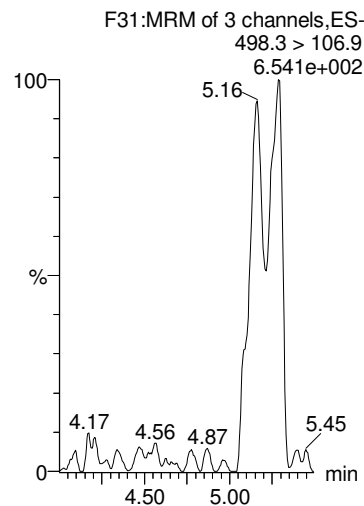
Printed: Tuesday, June 05, 2018 13:26:16 Pacific Daylight Time

Name: 180525M1_28, Date: 25-May-2018, Time: 19:49:40, ID: 1800802-10 BPS1-TT-MW307D-20180426 0.26175, Description: BPS1-TT-MW307D-20180426

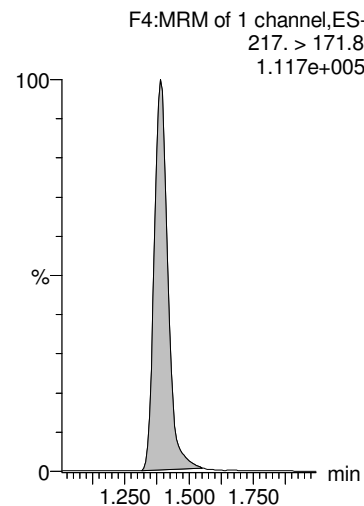
PFTeDA



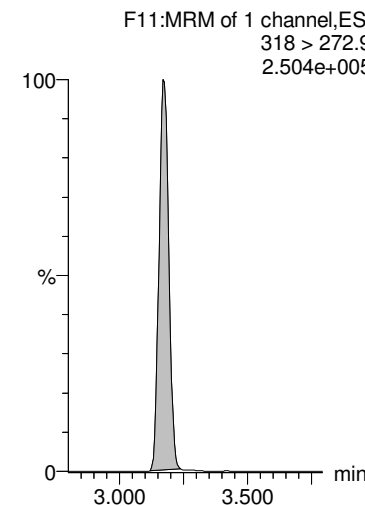
TCDA



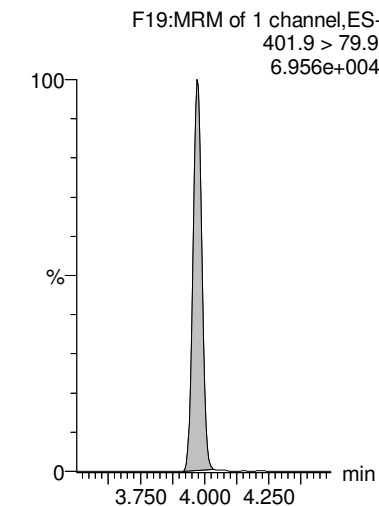
13C4-PFBA



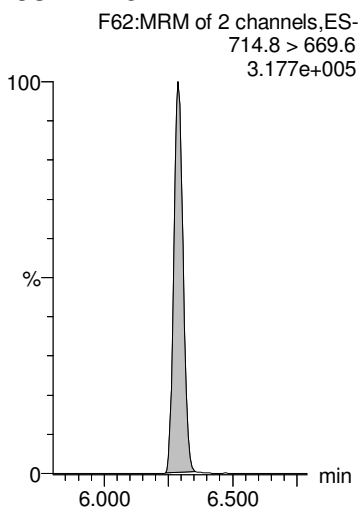
13C5-PFHxA



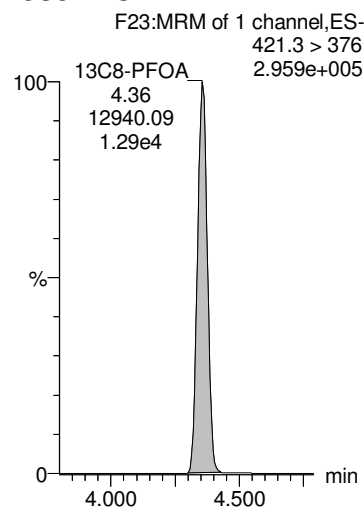
13C3-PFHxS



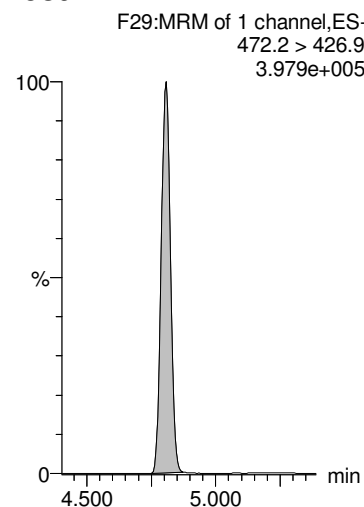
13C2-PFTeDA



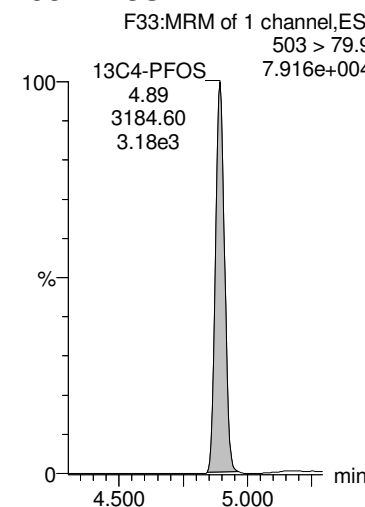
13C8-PFOA



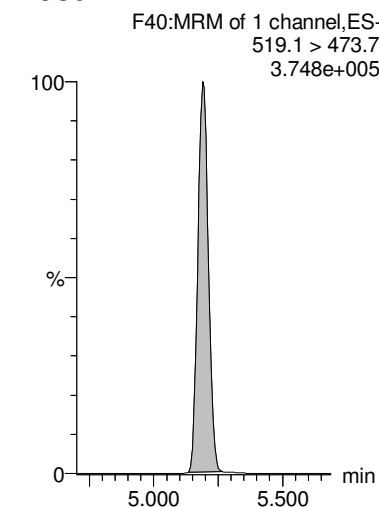
13C9-PFNA



13C4-PFOS



13C6-PFDA



Dataset: Z:\Projects\PFAS.PRO\Results\180525M1\180525M1-28.qld

MM 6/5/2018

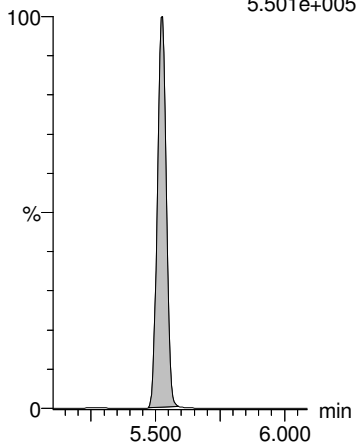
Last Altered: Tuesday, June 05, 2018 13:25:26 Pacific Daylight Time

Printed: Tuesday, June 05, 2018 13:26:16 Pacific Daylight Time

Name: 180525M1_28, Date: 25-May-2018, Time: 19:49:40, ID: 1800802-10 BPS1-TT-MW307D-20180426 0.26175, Description: BPS1-TT-MW307D-20180426

13C7-PFUdA

F49:MRM of 1 channel,ES-
570.1 > 524.8
5.501e+005



Dataset: Z:\Projects\PFAS.PRO\Results\180525M1\180525M1-29.qld

MM 6/5/2018

Last Altered: Tuesday, June 05, 2018 13:30:40 Pacific Daylight Time

Printed: Tuesday, June 05, 2018 13:31:21 Pacific Daylight Time

Method: Z:\Projects\PFAS.PRO\MethDB\PFAS_FULL_80C_052518.mdb 26 May 2018 14:09:10

Calibration: Z:\Projects\PFAS.PRO\CurveDB\C18_VAL-PFAS_Q4_05-25-18.cdb 26 May 2018 15:24:47

Name: 180525M1_29, Date: 25-May-2018, Time: 20:01:02, ID: 1800802-11 BPS1-TT-MW306I-20180426 0.25368, Description: BPS1-TT-MW306I-20180426

	# Name	Trace	Area	IS Area	wt/vol RRF M...	Pred.RT	RT	Response	Conc.	%Rec	Ion Ratio	Ratio Out?
1	1 PFBA	213.0 > 168.8	1595.9	4550.4	0.254	1.38	1.38	4.384	16.018			
2	2 PFPeA	263.1 > 218.9	2013.7	6939.3	0.254	2.37	2.37	3.627	14.307			
3	3 PFBS	299.0 > 79.7	23.8	1088.5	0.254	2.66	2.66	0.273	0.529		3.461	YES
4	5 PFHxA	313.2 > 268.9	2662.8	2621.3	0.254	3.17	3.17	5.079	13.645		604.092	YES
5	7 PFHpA	363.0 > 318.9	1806.5	7204.7	0.254	3.82	3.82	3.134	10.297		28.423	NO
6	8 L-PFHxS	398.9 > 79.6	70.9	943.4	0.254	4.02	3.98	0.939	2.194		1.745	NO
7	10 6:2 FTS	427.1 > 407	10.0	2484.1	0.254	4.30	4.30	0.050	0.014		1.981	YES
8	11 L-PFOA	413 > 368.7	3654.2	11559.8	0.254	4.40	4.36	3.951	15.577		4.731	NO
9	13 PFHpS	449 > 80.0		11559.8	0.254	4.46						
10	14 PFNA	463.0 > 418.8	1158.1	10641.3	0.254	4.81	4.81	1.360	4.317		5.996	NO
11	15 PFOSA	498.2 > 77.9		1615.5	0.254	4.87						
12	16 L-PFOS	499.1 > 79.9	227.4	2344.5	0.254	4.92	4.89	1.213	5.382		2.193	NO
13	18 PFDA	513 > 468.8	127.5	10738.5	0.254	5.19	5.19	0.148	0.747		22.199	YES

Dataset: Z:\Projects\PFAS.PRO\Results\180525M1\180525M1-29.qld

MM 6/5/2018

Last Altered: Tuesday, June 05, 2018 13:30:40 Pacific Daylight Time

Printed: Tuesday, June 05, 2018 13:31:33 Pacific Daylight Time

Method: Z:\Projects\PFAS.PRO\MethDB\PFAS_FULL_80C_052518.mdb 26 May 2018 14:09:10

Calibration: Z:\Projects\PFAS.PRO\CurveDB\C18_VAL-PFAS_Q4_05-25-18.cdb 26 May 2018 15:24:47

Name: 180525M1_29, Date: 25-May-2018, Time: 20:01:02, ID: 1800802-11 BPS1-TT-MW306I-20180426 0.25368, Description: BPS1-TT-MW306I-20180426

	# Name	Trace	Area	IS Area	wt/vol RRF M...	Pred.RT	RT	Response	Conc.	%Rec	Ion Ratio	Ratio Out?
1	19 8:2 FTS	527 > 506.9		2044.4	0.254	5.16						
2	21 L-MeFOSAA	570.1 > 419		2322.2	0.254	5.35						
3	23 L-EtFOSAA	584.2 > 419		2815.6	0.254	5.51						
4	25 PFUdA	563.0 > 518.9	155.5	13084.8	0.254	5.52	5.52	0.149	0.638		38.990	YES
5	26 PFDS	598.8 > 80		13084.8	0.254	5.57						
6	27 PFDoA	612.9 > 569.0		12504.2	0.254	5.81						
7	29 PFTrDA	662.9 > 618.9		12504.2	0.254	6.06						
8	30 PFTeDA	712.9 > 668.8		10866.2	0.254	6.29						

Dataset: Z:\Projects\PFAS.PRO\Results\180525M1\180525M1-29.qld

MM 6/5/2018

Last Altered: Tuesday, June 05, 2018 13:30:40 Pacific Daylight Time

Printed: Tuesday, June 05, 2018 13:31:58 Pacific Daylight Time

Method: Z:\Projects\PFAS.PRO\MethDB\PFAS_FULL_80C_052518.mdb 26 May 2018 14:09:10

Calibration: Z:\Projects\PFAS.PRO\CurveDB\C18_VAL-PFAS_Q4_05-25-18.cdb 26 May 2018 15:24:47

Name: 180525M1_29, Date: 25-May-2018, Time: 20:01:02, ID: 1800802-11 BPS1-TT-MW306I-20180426 0.25368, Description: BPS1-TT-MW306I-20180426

	# Name	Trace	Area	IS Area	wt/vol	RRF M...	Pred.RT	RT	Response	Conc.	%Rec	Ion Ratio	Ratio Out?
1	36	13C3-PFBA	216.1 > 171.8	4550.4	5686.5	0.254	0.874	1.38	1.38	10.003	45.102	91.5	
2	37	13C3-PFPeA	266. > 221.8	6939.3	9789.1	0.254	0.834	2.37	2.37	8.861	41.867	85.0	
3	38	13C3-PFBS	302. > 98.8	1088.5	9789.1	0.254	0.101	2.65	2.66	1.390	54.423	110.4	
4	40	13C2-PFHxA	315 > 269.8	2621.3	9789.1	0.254	0.731	3.17	3.17	3.347	18.047	91.6	
5	41	13C4-PFHpA	367.2 > 321.8	7204.7	9789.1	0.254	0.820	3.81	3.82	9.200	44.235	89.8	
6	42	18O2-PFHxS	403.0 > 102.6	943.4	2347.7	0.254	0.429	3.97	3.97	5.023	46.125	93.6	
7	43	13C2-6:2 FTS	429.1 > 408.9	2484.1	10699.0	0.254	0.235	4.30	4.30	2.902	48.662	98.8	
8	44	13C2-PFOA	414.9 > 369.7	11559.8	10699.0	0.254	1.222	4.35	4.36	13.506	43.554	88.4	
9	45	13C5-PFNA	468.2 > 422.9	10641.3	12024.3	0.254	0.950	4.81	4.81	11.062	45.896	93.1	
10	46	13C8-PFOSA	506.1 > 77.7	1615.5	16768.5	0.254	0.190	4.87	4.87	1.204	25.018	50.8	
11	47	13C8-PFOS	507.0 > 79.9	2344.5	2593.8	0.254	1.018	4.89	4.89	11.299	43.767	88.8	
12	48	13C2-PFDA	515.1 > 469.9	10738.5	13441.6	0.254	1.175	5.19	5.19	9.986	33.492	68.0	
13	49	13C2-8:2 FTS	529.1 > 508.7	2044.4	9789.1	0.254	0.245	5.16	5.16	2.611	41.943	85.1	
14	50	d3-N-MeFOSAA	573.3 > 419	2322.2	16768.5	0.254	0.202	5.34	5.34	1.731	33.856	68.7	
15	51	d5-N-EtFOSAA	589.3 > 419	2815.6	16768.5	0.254	0.242	5.50	5.50	2.099	34.146	69.3	
16	52	13C2-PFUdA	565 > 519.8	13084.8	16768.5	0.254	1.062	5.52	5.52	9.754	36.219	73.5	
17	53	13C2-PFDoA	615.0 > 569.7	12504.2	13441.6	0.254	1.048	5.81	5.81	11.628	43.758	88.8	
18	55	13C2-PFTeDA	714.8 > 669.6	10866.2	16768.5	0.254	0.871	6.29	6.29	8.100	36.657	74.4	
19	60	13C4-PFBA	217. > 171.8	5686.5	5686.5	0.254	1.000	1.38	1.38	12.500	49.275	100.0	
20	61	13C5-PFHxA	318 > 272.9	9789.1	9789.1	0.254	1.000	3.17	3.17	12.500	49.275	100.0	
21	62	13C3-PFHxS	401.9 > 79.9	2347.7	2347.7	0.254	1.000	3.97	3.97	12.500	49.275	100.0	
22	63	13C8-PFOA	421.3 > 376	10699.0	10699.0	0.254	1.000	4.35	4.36	12.500	49.275	100.0	
23	64	13C9-PFNA	472.2 > 426.9	12024.3	12024.3	0.254	1.000	4.80	4.81	12.500	49.275	100.0	
24	65	13C4-PFOS	503 > 79.9	2593.8	2593.8	0.254	1.000	4.89	4.89	12.500	49.275	100.0	
25	66	13C6-PFDA	519.1 > 473.7	13441.6	13441.6	0.254	1.000	5.19	5.19	12.500	49.275	100.0	
26	67	13C7-PFUdA	570.1 > 524.8	16768.5	16768.5	0.254	1.000	5.52	5.52	12.500	49.275	100.0	
27	68	Total PFHxS	398.9 > 79.6	70.9	943.4	0.254		4.05		0.939	2.194		
28	69	Total PFOA	413 > 368.7	4053.6	11559.8	0.254		4.30		4.383	17.265		
29	70	Total PFOS	499.1 > 79.9	227.4	2344.5	0.254		4.90		1.213	5.382		
30	71	Total N-MeFOSAA	570.1 > 419	0.0	2322.2	0.254		5.55		0.000			
31	72	Total N-EtFOSAA	584.2 > 419	0.0	2815.6	0.254		5.70		0.000			

Dataset: Z:\Projects\PFAS.PRO\Results\180525M1\180525M1-29.qld

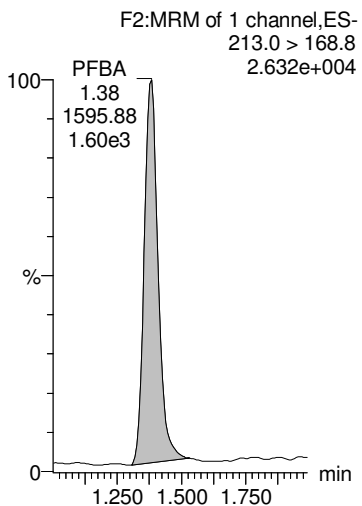
MM 6/5/2018

Last Altered: Tuesday, June 05, 2018 13:30:40 Pacific Daylight Time
 Printed: Tuesday, June 05, 2018 13:31:58 Pacific Daylight Time

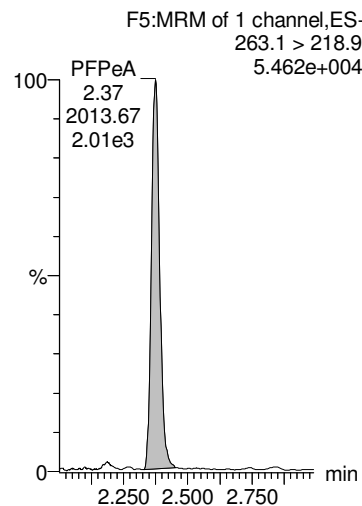
Method: Z:\Projects\PFAS.PRO\MethDB\PFAS_FULL_80C_052518.mdb 26 May 2018 14:09:10
 Calibration: Z:\Projects\PFAS.PRO\CurveDB\C18_VAL-PFAS_Q4_05-25-18.cdb 26 May 2018 15:24:47

Name: 180525M1_29, Date: 25-May-2018, Time: 20:01:02, ID: 1800802-11 BPS1-TT-MW306I-20180426 0.25368, Description: BPS1-TT-MW306I-20180426

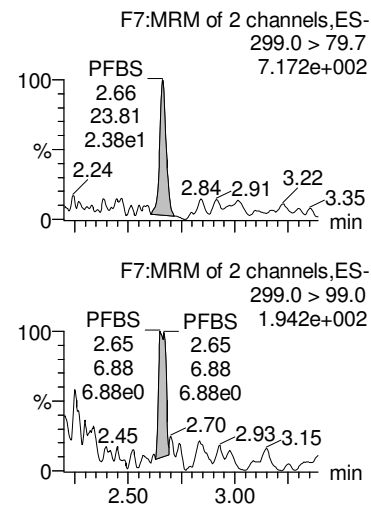
PFBA



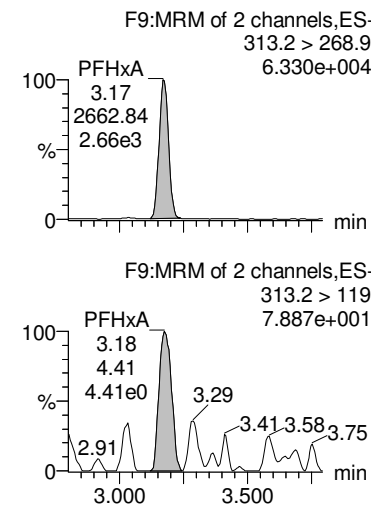
PFPeA



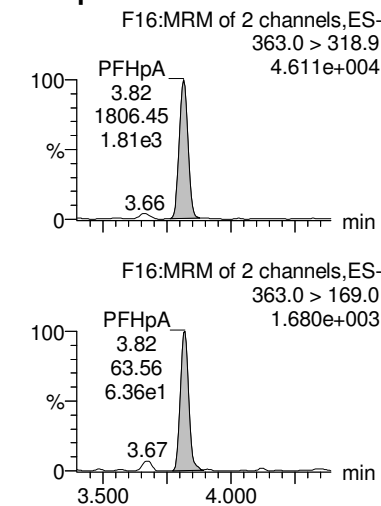
PFBS



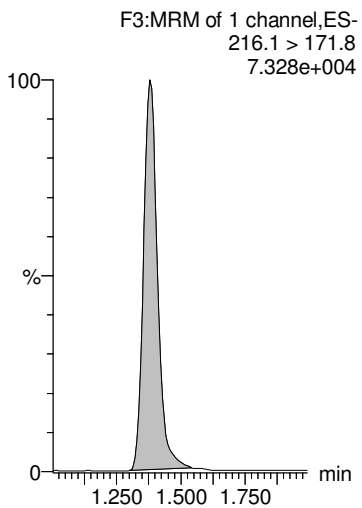
PFHxA



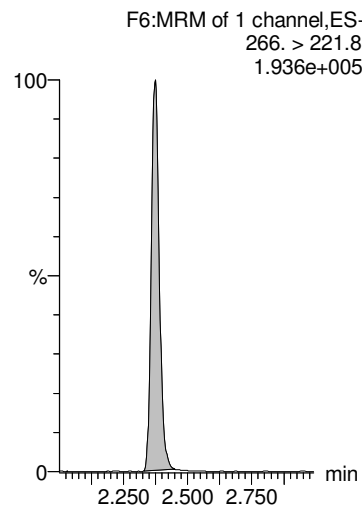
PFHpA



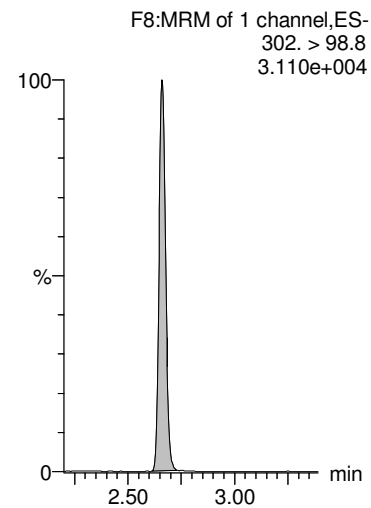
13C3-PFBA



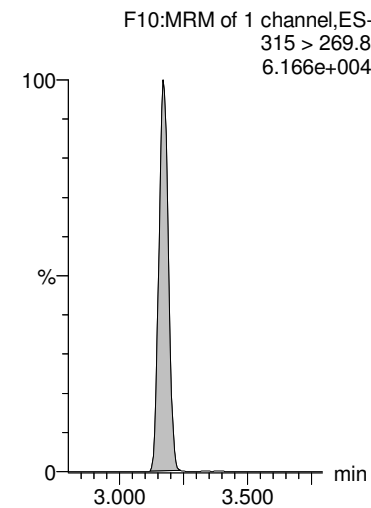
13C3-PFPeA



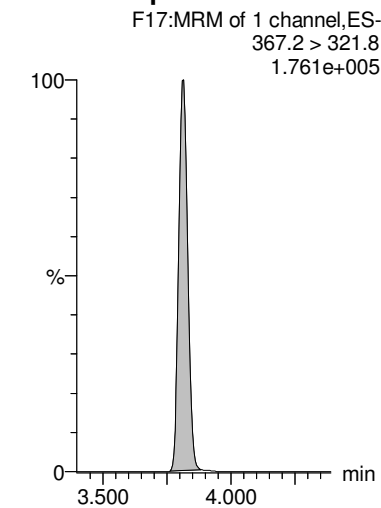
13C3-PFBS



13C2-PFHxA



13C4-PFHpA

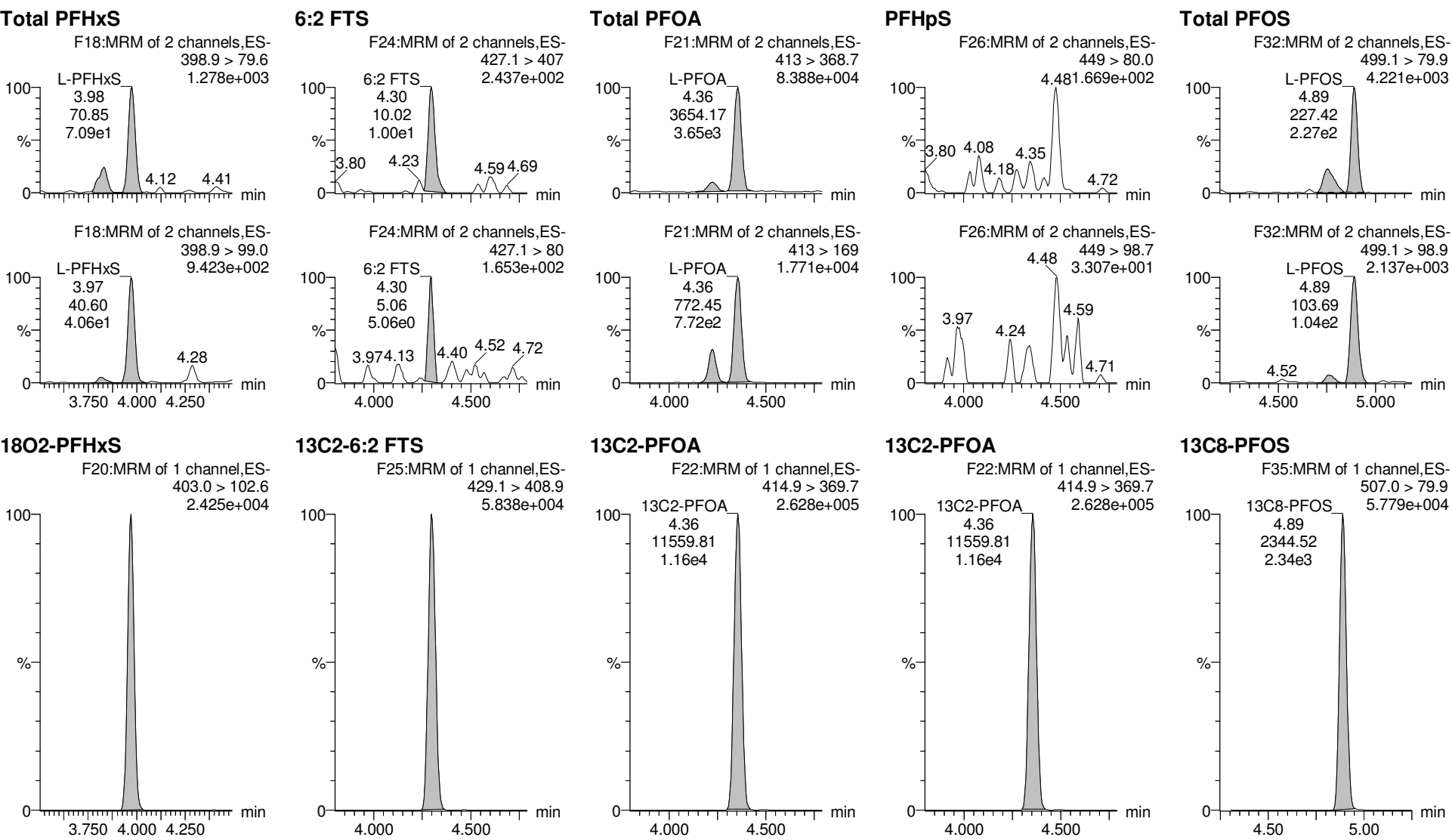


Dataset: Z:\Projects\PFAS.PRO\Results\180525M1\180525M1-29.qld

MM 6/5/2018

Last Altered: Tuesday, June 05, 2018 13:30:40 Pacific Daylight Time
 Printed: Tuesday, June 05, 2018 13:31:58 Pacific Daylight Time

Name: 180525M1_29, Date: 25-May-2018, Time: 20:01:02, ID: 1800802-11 BPS1-TT-MW306I-20180426 0.25368, Description: BPS1-TT-MW306I-20180426



Dataset: Z:\Projects\PFAS.PRO\Results\180525M1\180525M1-29.qld

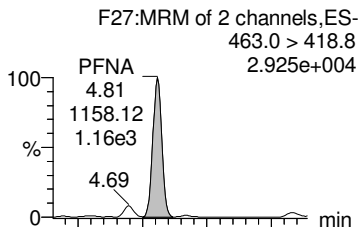
MM 6/5/2018

Last Altered: Tuesday, June 05, 2018 13:30:40 Pacific Daylight Time

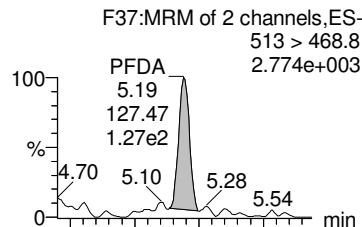
Printed: Tuesday, June 05, 2018 13:31:58 Pacific Daylight Time

Name: 180525M1_29, Date: 25-May-2018, Time: 20:01:02, ID: 1800802-11 BPS1-TT-MW306I-20180426 0.25368, Description: BPS1-TT-MW306I-20180426

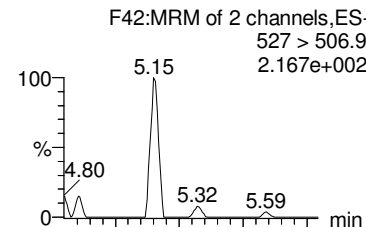
PFNA



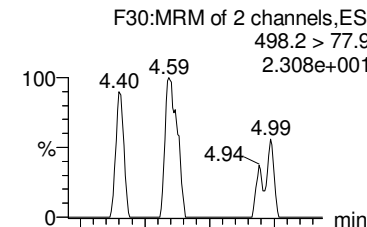
PFDA



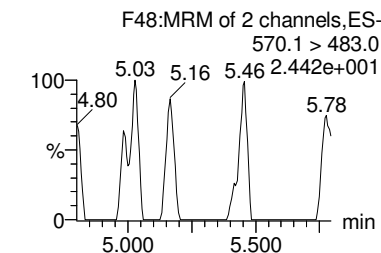
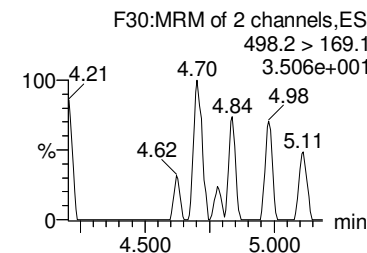
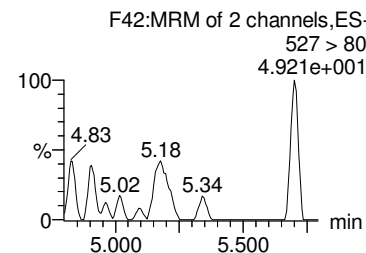
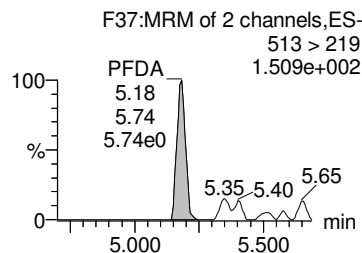
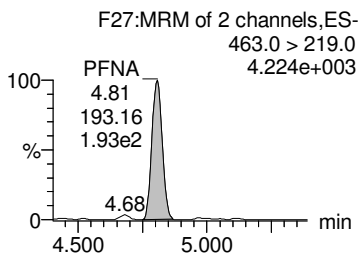
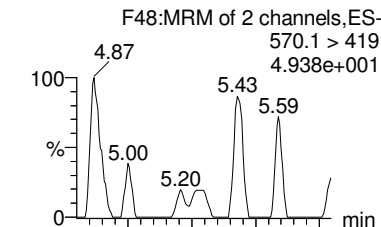
8:2 FTS



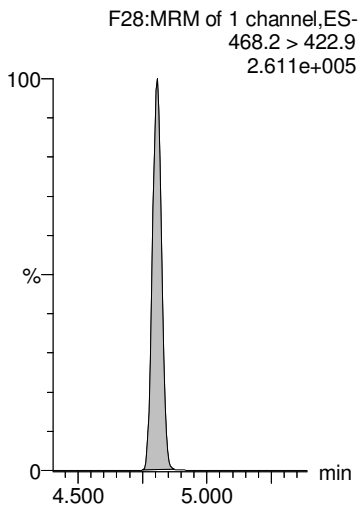
PFOSA



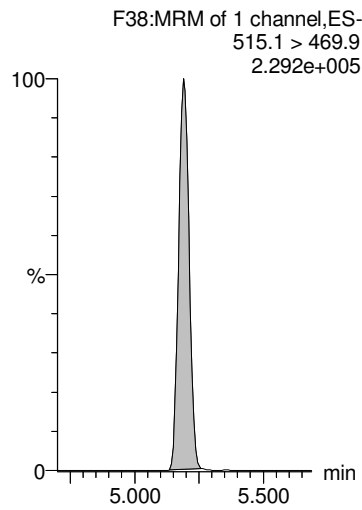
Total N-MeFOSAA



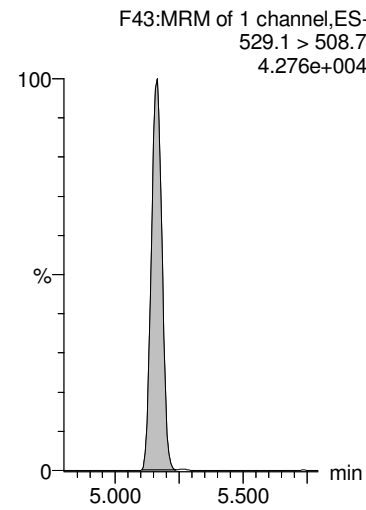
13C5-PFNA



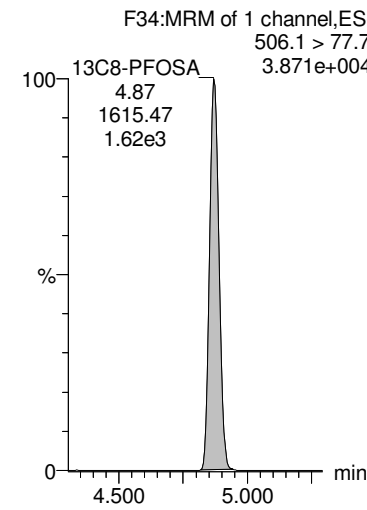
13C2-PFDA



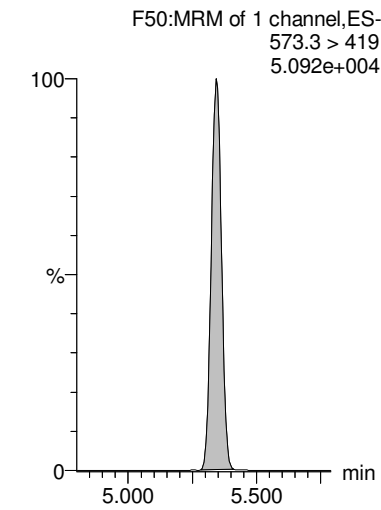
13C2-8:2 FTS



13C8-PFOSA



d3-N-MeFOSAA



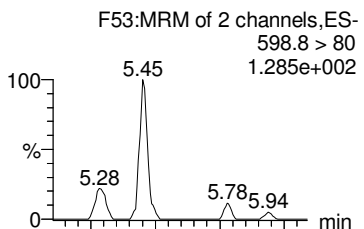
Dataset: Z:\Projects\PFAS.PRO\Results\180525M1\180525M1-29.qld

MM 6/5/2018

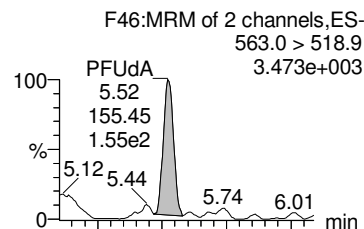
Last Altered: Tuesday, June 05, 2018 13:30:40 Pacific Daylight Time
Printed: Tuesday, June 05, 2018 13:31:58 Pacific Daylight Time

Name: 180525M1_29, Date: 25-May-2018, Time: 20:01:02, ID: 1800802-11 BPS1-TT-MW306I-20180426 0.25368, Description: BPS1-TT-MW306I-20180426

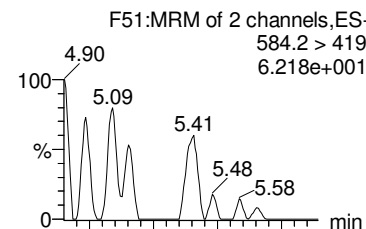
PFDS



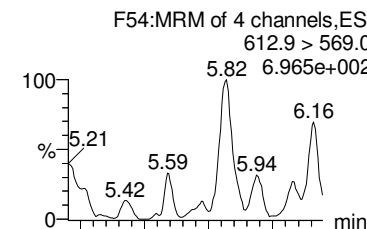
PFUdA



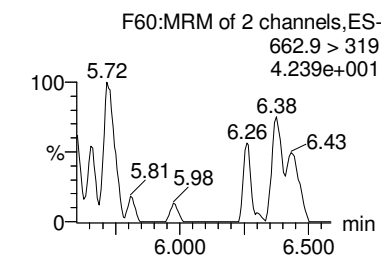
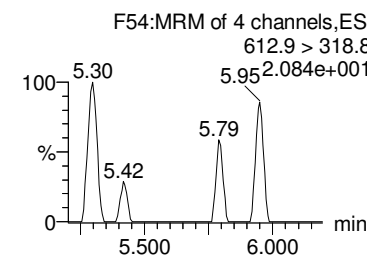
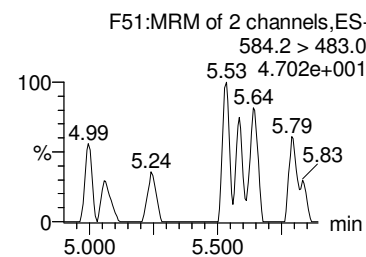
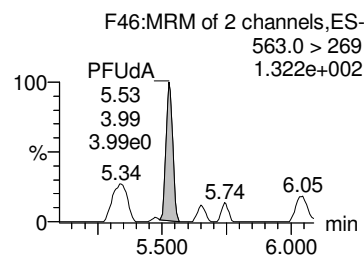
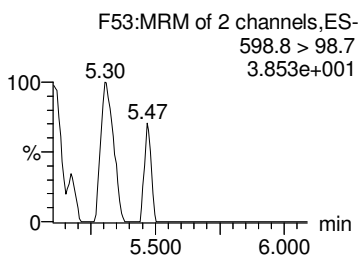
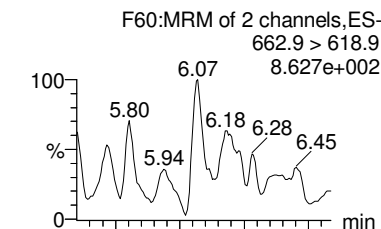
Total N-EtFOSAA



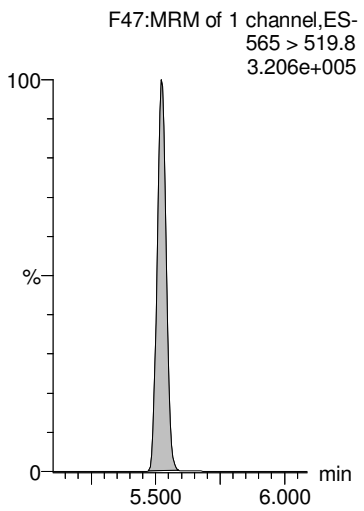
PFDaA



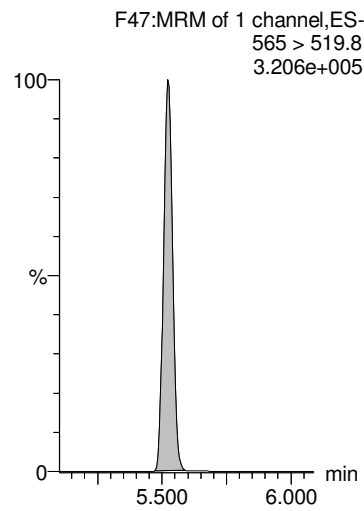
PFTrDA



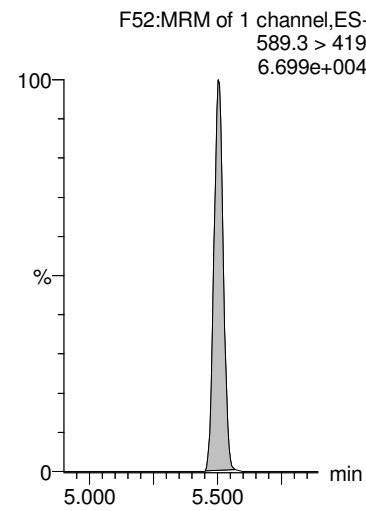
13C2-PFUdA



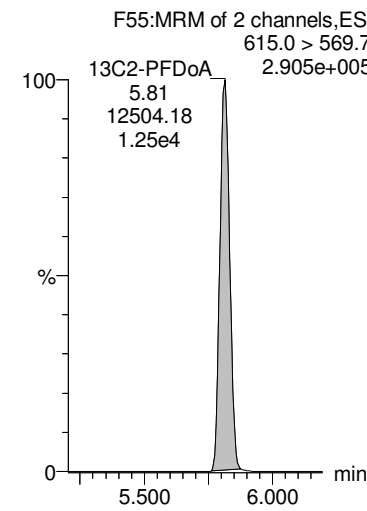
13C2-PFUdA



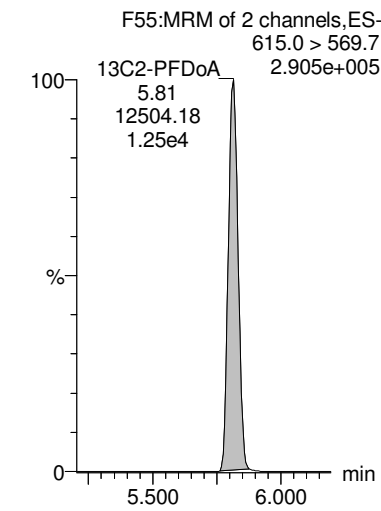
d5-N-EtFOSAA



13C2-PFDaA



13C2-PFDaA

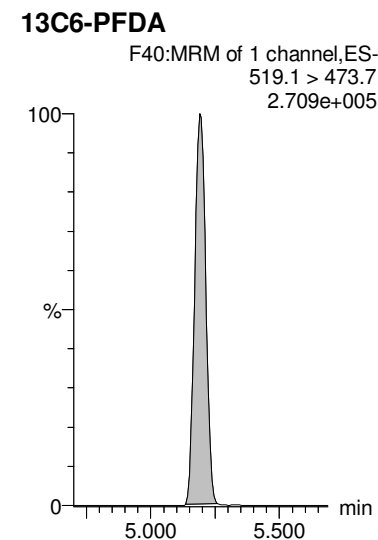
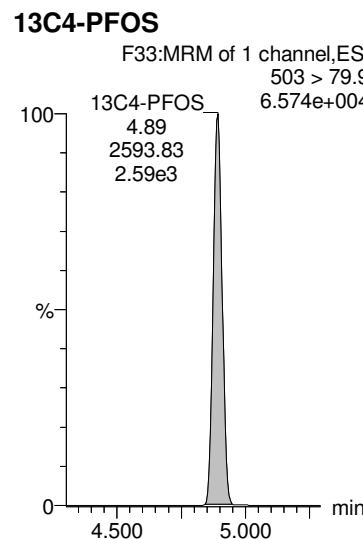
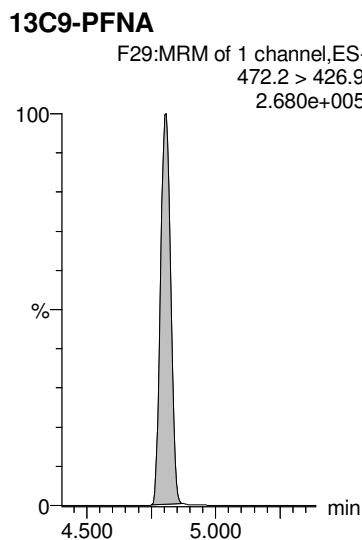
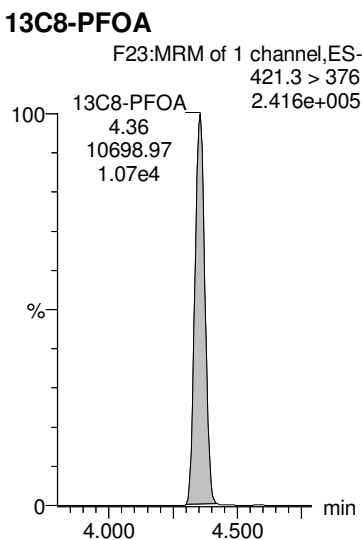
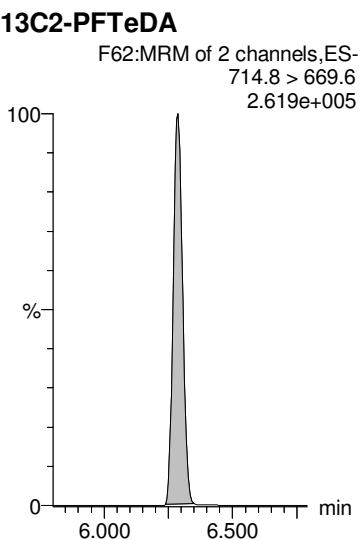
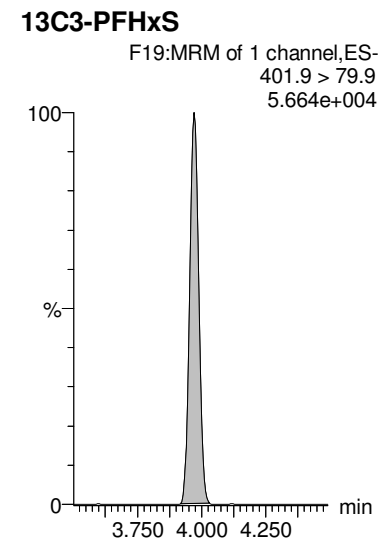
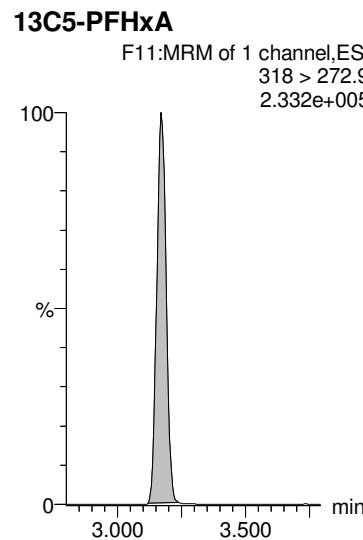
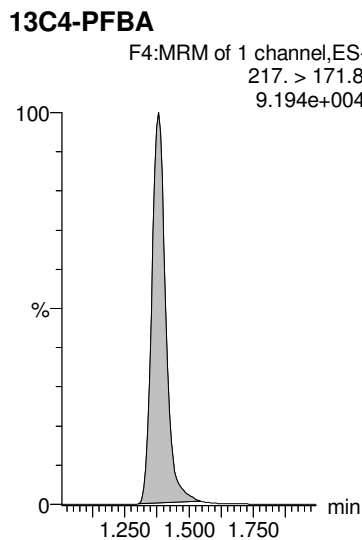
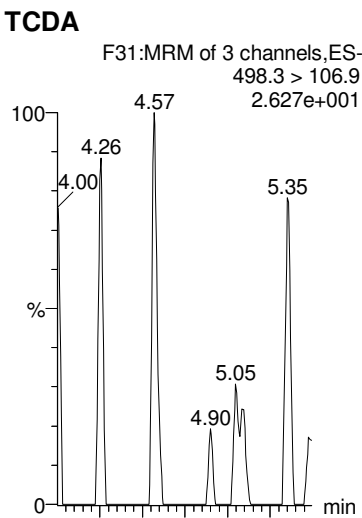
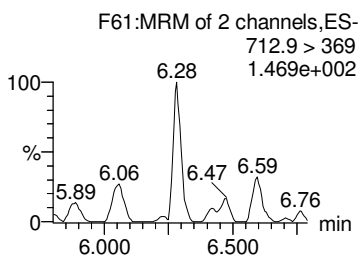
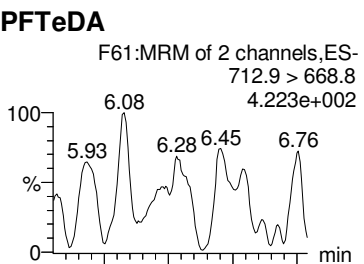


Dataset: Z:\Projects\PFAS.PRO\Results\180525M1\180525M1-29.qld

MM 6/5/2018

Last Altered: Tuesday, June 05, 2018 13:30:40 Pacific Daylight Time
 Printed: Tuesday, June 05, 2018 13:31:58 Pacific Daylight Time

Name: 180525M1_29, Date: 25-May-2018, Time: 20:01:02, ID: 1800802-11 BPS1-TT-MW306I-20180426 0.25368, Description: BPS1-TT-MW306I-20180426



Dataset: Z:\Projects\PFAS.PRO\Results\180525M1\180525M1-29.qld

MM 6/5/2018

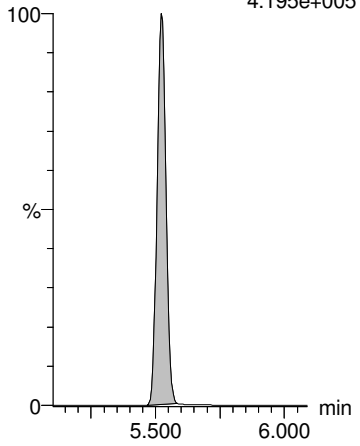
Last Altered: Tuesday, June 05, 2018 13:30:40 Pacific Daylight Time

Printed: Tuesday, June 05, 2018 13:31:58 Pacific Daylight Time

Name: 180525M1_29, Date: 25-May-2018, Time: 20:01:02, ID: 1800802-11 BPS1-TT-MW306I-20180426 0.25368, Description: BPS1-TT-MW306I-20180426

13C7-PFUdA

F49:MRM of 1 channel,ES-
570.1 > 524.8
4.195e+005



Dataset: Z:\Projects\PFAS.PRO\Results\180525M1\180525M1-33.qld

MM 6/5/2018

Last Altered: Tuesday, June 05, 2018 13:36:25 Pacific Daylight Time

Printed: Tuesday, June 05, 2018 13:36:47 Pacific Daylight Time

Method: Z:\Projects\PFAS.PRO\MethDB\PFAS_FULL_80C_052518.mdb 26 May 2018 14:09:10

Calibration: Z:\Projects\PFAS.PRO\CurveDB\C18_VAL-PFAS_Q4_05-25-18.cdb 26 May 2018 15:24:47

Name: 180525M1_33, Date: 25-May-2018, Time: 20:46:36, ID: 1800802-12 BPS1-TT-MW307S-20180426 0.24149, Description: BPS1-TT-MW307S-20180426

	# Name	Trace	Area	IS Area	wt/vol RRF M...	Pred.RT	RT	Response	Conc.	%Rec	Ion Ratio	Ratio Out?
1	1 PFBA	213.0 > 168.8	238.1	5753.4	0.241	1.39	1.39	0.517	1.977			
2	2 PFPeA	263.1 > 218.9	228.2	8790.2	0.241	2.37	2.38	0.324	1.228			
3	3 PFBS	299.0 > 79.7	49.7	1318.2	0.241	2.66	2.66	0.472	0.981		2.485	NO
4	5 PFHxA	313.2 > 268.9	350.7	3166.4	0.241	3.17	3.18	0.554	1.382		103.249	YES
5	7 PFHpA	363.0 > 318.9		8570.0	0.241	3.82						
6	8 L-PFHxS	398.9 > 79.6		1106.1	0.241	4.02						
7	10 6:2 FTS	427.1 > 407	14.8	2779.3	0.241	4.30	4.30	0.067	0.079		2.605	NO
8	11 L-PFOA	413 > 368.7	504.3	13282.7	0.241	4.40	4.36	0.475	1.950		6.425	NO
9	13 PFHpS	449 > 80.0		13282.7	0.241	4.46						
10	14 PFNA	463.0 > 418.8	150.3	11797.1	0.241	4.81	4.80	0.159	0.429		3.313	YES
11	15 PFOSA	498.2 > 77.9		1862.6	0.241	4.87						
12	16 L-PFOS	499.1 > 79.9	44.0	2894.2	0.241	4.92	4.90	0.190	0.845		2.108	NO
13	18 PFDA	513 > 468.8	408.0	12275.0	0.241	5.19	5.19	0.415	1.867		6.609	NO

Dataset: Z:\Projects\PFAS.PRO\Results\180525M1\180525M1-33.qld

MM 6/5/2018

Last Altered: Tuesday, June 05, 2018 13:36:25 Pacific Daylight Time

Printed: Tuesday, June 05, 2018 13:36:59 Pacific Daylight Time

Method: Z:\Projects\PFAS.PRO\MethDB\PFAS_FULL_80C_052518.mdb 26 May 2018 14:09:10

Calibration: Z:\Projects\PFAS.PRO\CurveDB\C18_VAL-PFAS_Q4_05-25-18.cdb 26 May 2018 15:24:47

Name: 180525M1_33, Date: 25-May-2018, Time: 20:46:36, ID: 1800802-12 BPS1-TT-MW307S-20180426 0.24149, Description: BPS1-TT-MW307S-20180426

	# Name	Trace	Area	IS Area	wt/vol RRF M...	Pred.RT	RT	Response	Conc.	%Rec	Ion Ratio	Ratio Out?
1	19 8:2 FTS	527 > 506.9		2665.9	0.241	5.16						
2	21 L-MeFOSAA	570.1 > 419		2952.1	0.241	5.35						
3	23 L-EtFOSAA	584.2 > 419		3529.9	0.241	5.51						
4	25 PFUdA	563.0 > 518.9		12942.8	0.241	5.52						
5	26 PFDS	598.8 > 80		12942.8	0.241	5.57						
6	27 PFDoA	612.9 > 569.0		13855.6	0.241	5.81						
7	29 PFTrDA	662.9 > 618.9		13855.6	0.241	6.06						
8	30 PFTeDA	712.9 > 668.8		13284.2	0.241	6.29						

Dataset: Z:\Projects\PFAS.PRO\Results\180525M1\180525M1-33.qld

MM 6/5/2018

Last Altered: Tuesday, June 05, 2018 13:36:25 Pacific Daylight Time

Printed: Tuesday, June 05, 2018 13:37:09 Pacific Daylight Time

Method: Z:\Projects\PFAS.PRO\MethDB\PFAS_FULL_80C_052518.mdb 26 May 2018 14:09:10

Calibration: Z:\Projects\PFAS.PRO\CurveDB\C18_VAL-PFAS_Q4_05-25-18.cdb 26 May 2018 15:24:47

Name: 180525M1_33, Date: 25-May-2018, Time: 20:46:36, ID: 1800802-12 BPS1-TT-MW307S-20180426 0.24149, Description: BPS1-TT-MW307S-20180426

	# Name	Trace	Area	IS Area	wt/vol	RRF M...	Pred.RT	RT	Response	Conc.	%Rec	Ion Ratio	Ratio Out?
1	36	13C3-PFBA	216.1 > 171.8	5753.4	6899.5	0.241	0.874	1.38	1.39	10.423	49.371	95.4	
2	37	13C3-PFPeA	266. > 221.8	8790.2	11609.0	0.241	0.834	2.37	2.37	9.465	46.977	90.8	
3	38	13C3-PFBS	302. > 98.8	1318.2	11609.0	0.241	0.101	2.65	2.66	1.419	58.383	112.8	
4	40	13C2-PFHxA	315 > 269.8	3166.4	11609.0	0.241	0.731	3.17	3.17	3.409	19.311	93.3	
5	41	13C4-PFHpA	367.2 > 321.8	8570.0	11609.0	0.241	0.820	3.81	3.82	9.228	46.609	90.0	
6	42	18O2-PFHxS	403.0 > 102.6	1106.1	2716.2	0.241	0.429	3.97	3.97	5.090	49.101	94.9	
7	43	13C2-6:2 FTS	429.1 > 408.9	2779.3	12325.0	0.241	0.235	4.30	4.30	2.819	49.649	95.9	
8	44	13C2-PFOA	414.9 > 369.7	13282.7	12325.0	0.241	1.222	4.35	4.36	13.471	45.636	88.2	
9	45	13C5-PFNA	468.2 > 422.9	11797.1	15308.4	0.241	0.950	4.81	4.81	9.633	41.982	81.1	
10	46	13C8-PFOSA	506.1 > 77.7	1862.6	19941.6	0.241	0.190	4.87	4.87	1.168	25.480	49.2	
11	47	13C8-PFOS	507.0 > 79.9	2894.2	2908.8	0.241	1.018	4.89	4.89	12.437	50.609	97.8	
12	48	13C2-PFDA	515.1 > 469.9	12275.0	17386.4	0.241	1.175	5.19	5.19	8.825	31.091	60.1	
13	49	13C2-8:2 FTS	529.1 > 508.7	2665.9	11609.0	0.241	0.245	5.16	5.16	2.871	48.449	93.6	
14	50	d3-N-MeFOSAA	573.3 > 419	2952.1	19941.6	0.241	0.202	5.34	5.34	1.850	38.017	73.4	
15	51	d5-N-EtFOSAA	589.3 > 419	3529.9	19941.6	0.241	0.242	5.50	5.50	2.213	37.814	73.1	
16	52	13C2-PFUdA	565 > 519.8	12942.8	19941.6	0.241	1.062	5.52	5.53	8.113	31.646	61.1	
17	53	13C2-PFDoA	615.0 > 569.7	13855.6	17386.4	0.241	1.048	5.81	5.81	9.962	39.378	76.1	
18	55	13C2-PFTeDA	714.8 > 669.6	13284.2	19941.6	0.241	0.871	6.29	6.29	8.327	39.586	76.5	
19	60	13C4-PFBA	217. > 171.8	6899.5	6899.5	0.241	1.000	1.38	1.39	12.500	51.762	100.0	
20	61	13C5-PFHxA	318 > 272.9	11609.0	11609.0	0.241	1.000	3.17	3.17	12.500	51.762	100.0	
21	62	13C3-PFHxS	401.9 > 79.9	2716.2	2716.2	0.241	1.000	3.97	3.97	12.500	51.762	100.0	
22	63	13C8-PFOA	421.3 > 376	12325.0	12325.0	0.241	1.000	4.35	4.36	12.500	51.762	100.0	
23	64	13C9-PFNA	472.2 > 426.9	15308.4	15308.4	0.241	1.000	4.80	4.81	12.500	51.762	100.0	
24	65	13C4-PFOS	503 > 79.9	2908.8	2908.8	0.241	1.000	4.89	4.89	12.500	51.762	100.0	
25	66	13C6-PFDA	519.1 > 473.7	17386.4	17386.4	0.241	1.000	5.19	5.19	12.500	51.762	100.0	
26	67	13C7-PFUdA	570.1 > 524.8	19941.6	19941.6	0.241	1.000	5.52	5.52	12.500	51.762	100.0	
27	68	Total PFHxS	398.9 > 79.6	0.0	1106.1	0.241		4.05		0.000			
28	69	Total PFOA	413 > 368.7	504.3	13282.7	0.241		4.30		0.475	1.950		
29	70	Total PFOS	499.1 > 79.9	44.0	2894.2	0.241		4.90		0.190	0.845		
30	71	Total N-MeFOSAA	570.1 > 419	0.0	2952.1	0.241		5.55		0.000			
31	72	Total N-EtFOSAA	584.2 > 419	0.0	3529.9	0.241		5.70		0.000			

Dataset: Z:\Projects\PFAS.PRO\Results\180525M1\180525M1-33.qld

MM 6/5/2018

Last Altered: Tuesday, June 05, 2018 13:36:25 Pacific Daylight Time

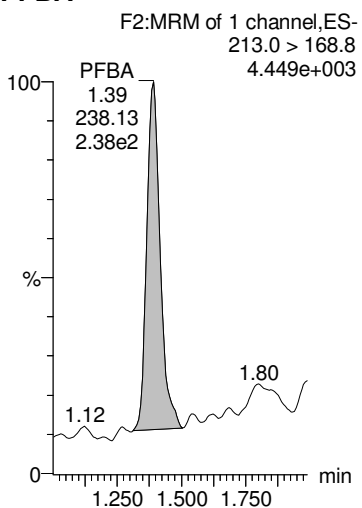
Printed: Tuesday, June 05, 2018 13:37:09 Pacific Daylight Time

Method: Z:\Projects\PFAS.PRO\MethDB\PFAS_FULL_80C_052518.mdb 26 May 2018 14:09:10

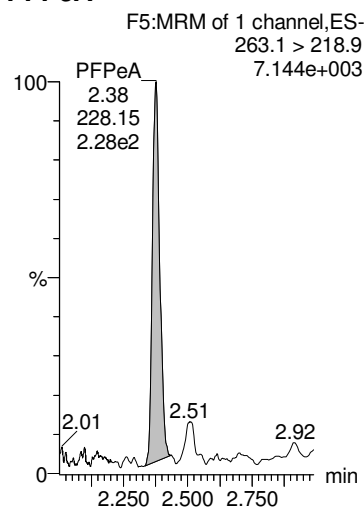
Calibration: Z:\Projects\PFAS.PRO\CurveDB\C18_VAL-PFAS_Q4_05-25-18.cdb 26 May 2018 15:24:47

Name: 180525M1_33, Date: 25-May-2018, Time: 20:46:36, ID: 1800802-12 BPS1-TT-MW307S-20180426 0.24149, Description: BPS1-TT-MW307S-20180426

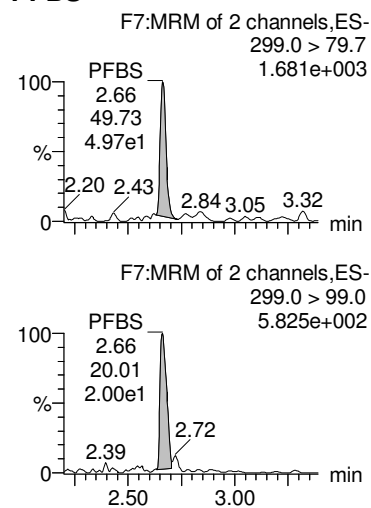
PFBA



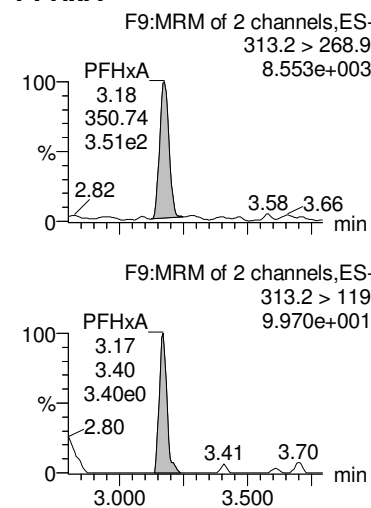
PFPeA



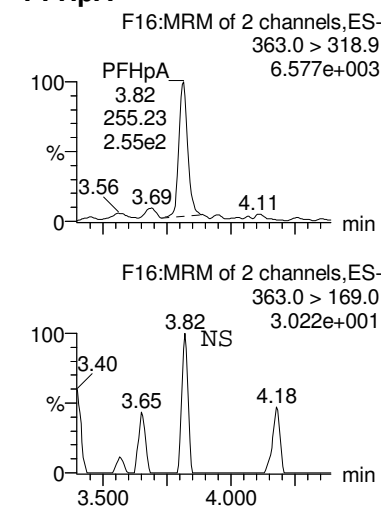
PFBS



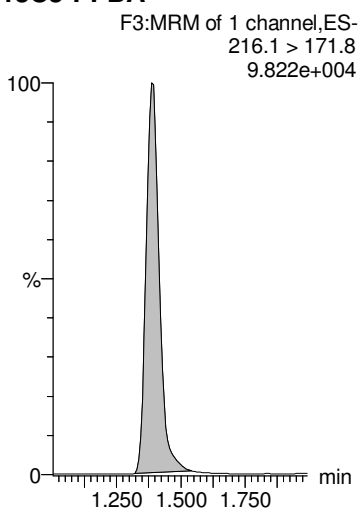
PFHxA



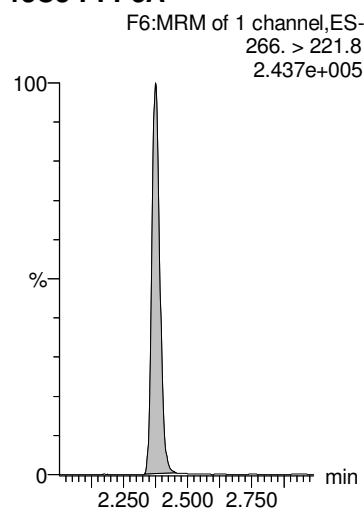
PFHpA



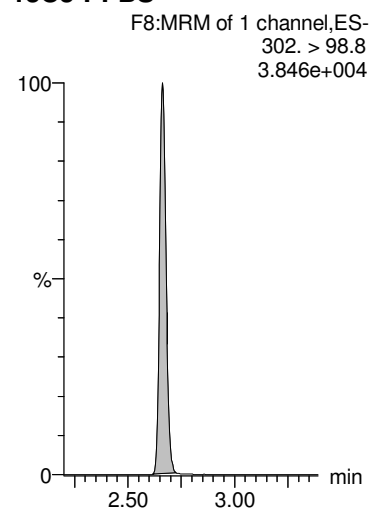
13C3-PFBA



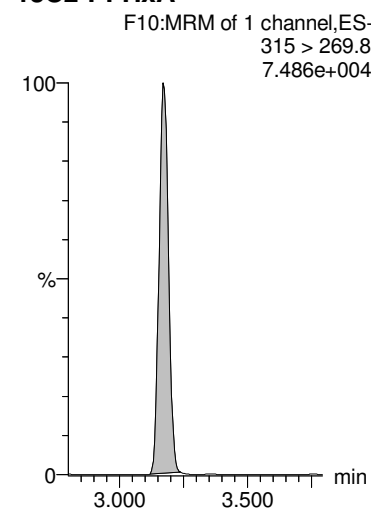
13C3-PFPeA



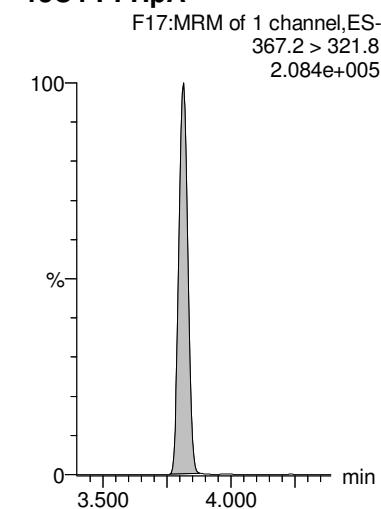
13C3-PFBS



13C2-PFHxA



13C4-PFHpA

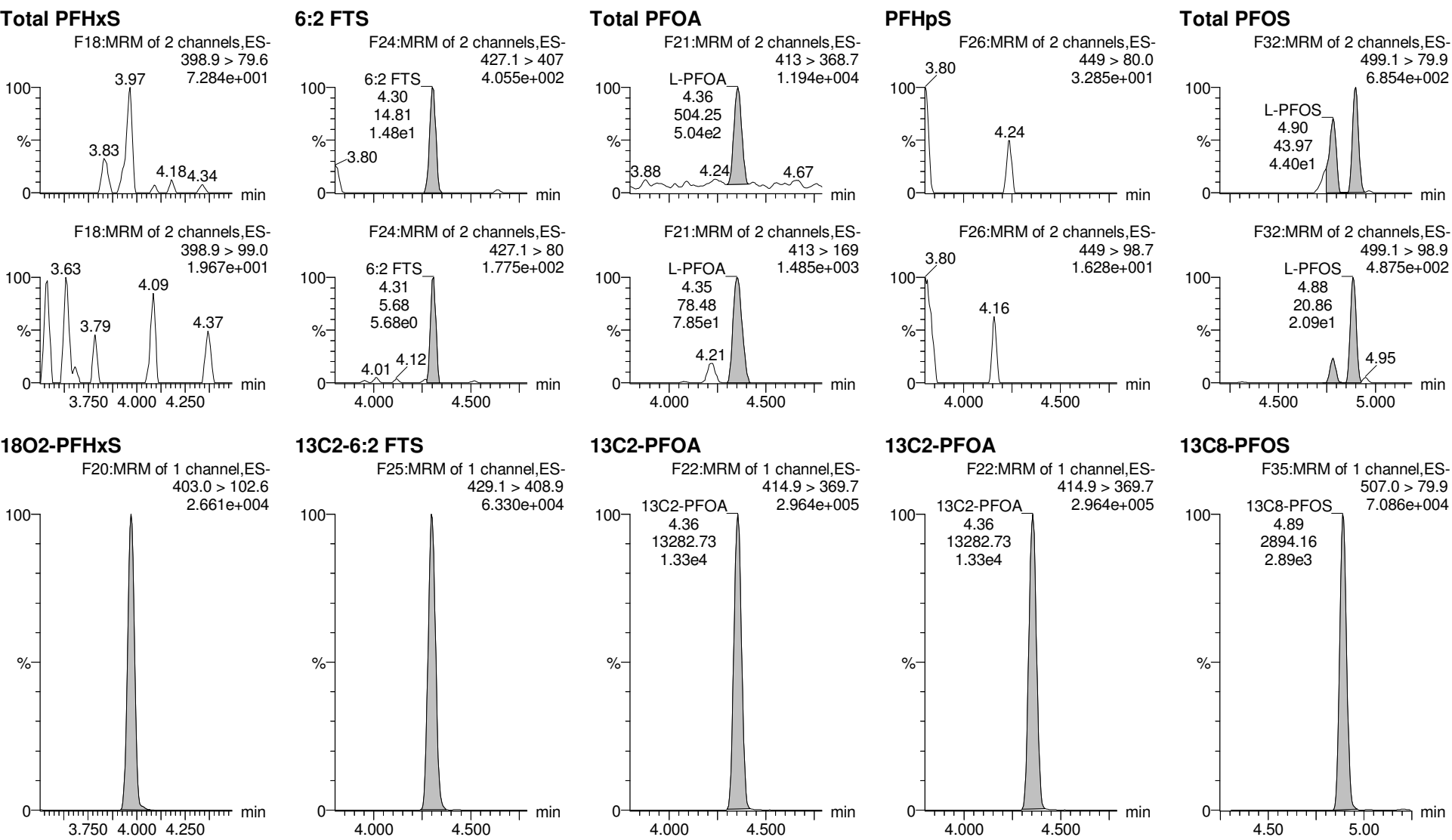


Dataset: Z:\Projects\PFAS.PRO\Results\180525M1\180525M1-33.qld

MM 6/5/2018

Last Altered: Tuesday, June 05, 2018 13:36:25 Pacific Daylight Time
 Printed: Tuesday, June 05, 2018 13:37:09 Pacific Daylight Time

Name: 180525M1_33, Date: 25-May-2018, Time: 20:46:36, ID: 1800802-12 BPS1-TT-MW307S-20180426 0.24149, Description: BPS1-TT-MW307S-20180426



Dataset: Z:\Projects\PFAS.PRO\Results\180525M1\180525M1-33.qld

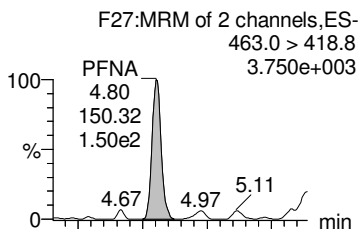
MM 6/5/2018

Last Altered: Tuesday, June 05, 2018 13:36:25 Pacific Daylight Time

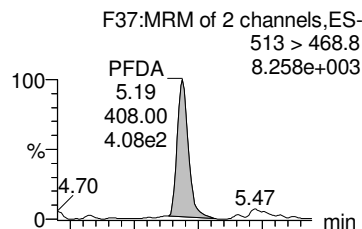
Printed: Tuesday, June 05, 2018 13:37:09 Pacific Daylight Time

Name: 180525M1_33, Date: 25-May-2018, Time: 20:46:36, ID: 1800802-12 BPS1-TT-MW307S-20180426 0.24149, Description: BPS1-TT-MW307S-20180426

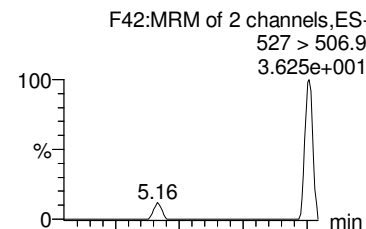
PFNA



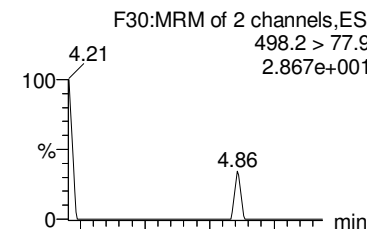
PFDA



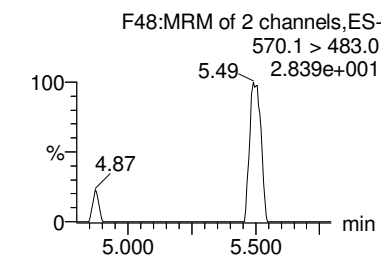
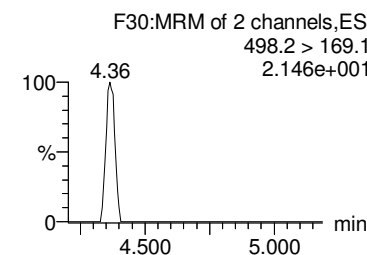
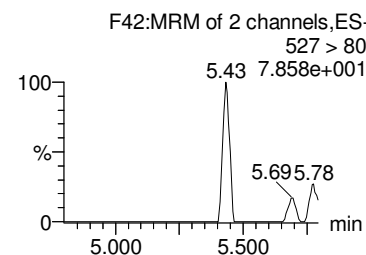
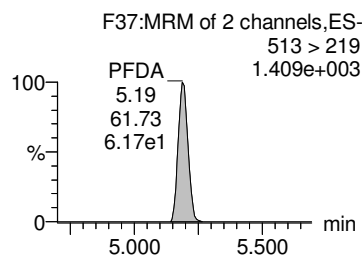
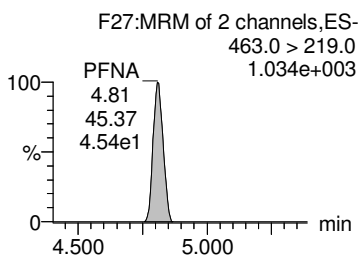
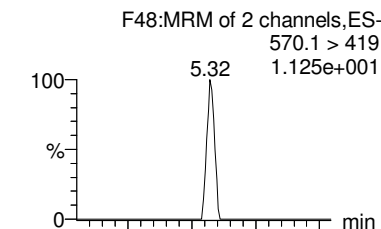
8:2 FTS



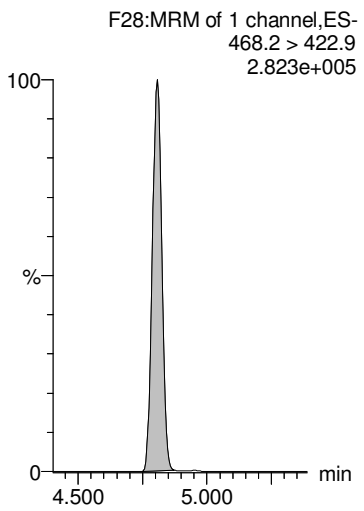
PFOSA



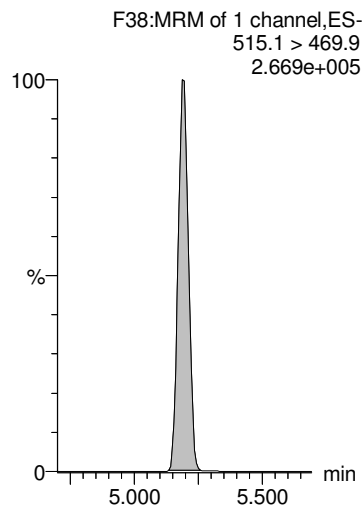
Total N-MeFOSAA



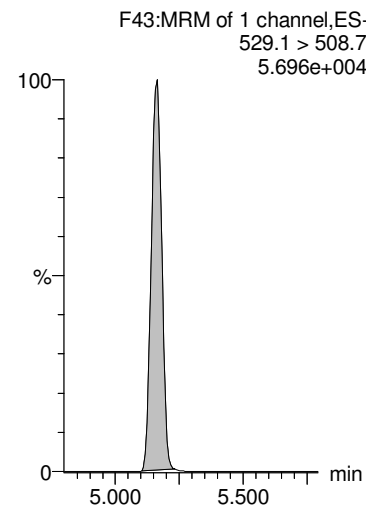
13C5-PFNA



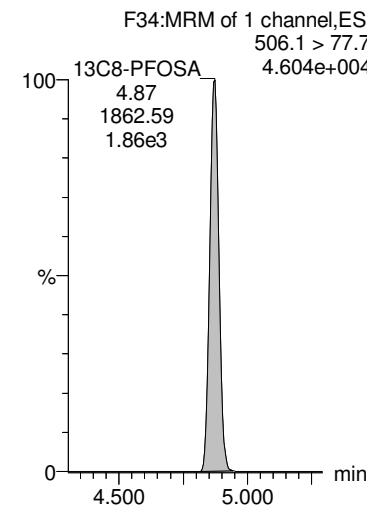
13C2-PFDA



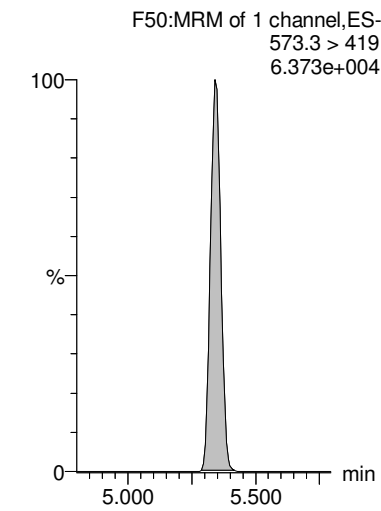
13C2-8:2 FTS



13C8-PFOSA



d3-N-MeFOSAA



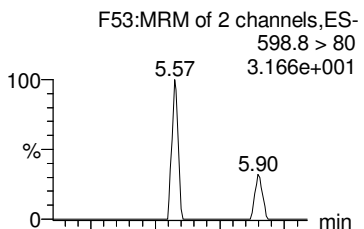
Dataset: Z:\Projects\PFAS.PRO\Results\180525M1\180525M1-33.qld

MM 6/5/2018

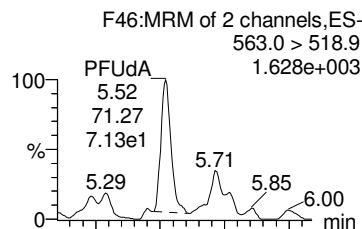
Last Altered: Tuesday, June 05, 2018 13:36:25 Pacific Daylight Time
 Printed: Tuesday, June 05, 2018 13:37:09 Pacific Daylight Time

Name: 180525M1_33, Date: 25-May-2018, Time: 20:46:36, ID: 1800802-12 BPS1-TT-MW307S-20180426 0.24149, Description: BPS1-TT-MW307S-20180426

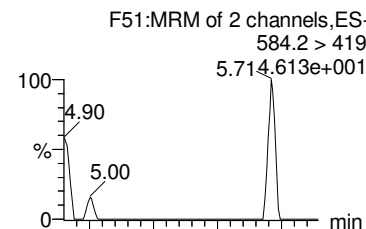
PFDS



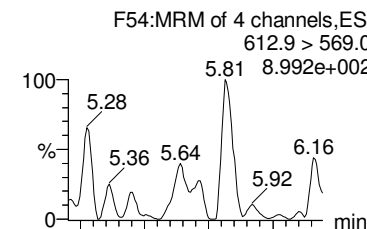
PFUdA



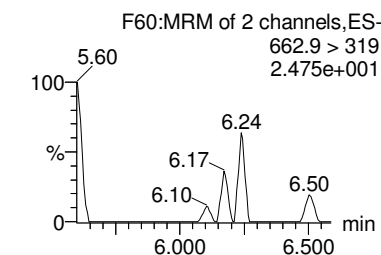
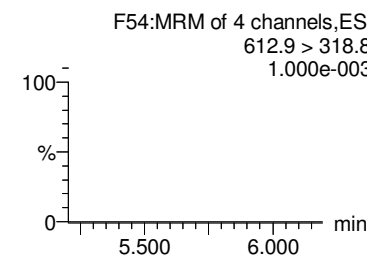
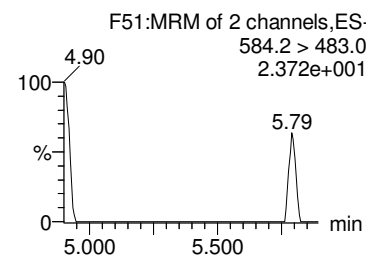
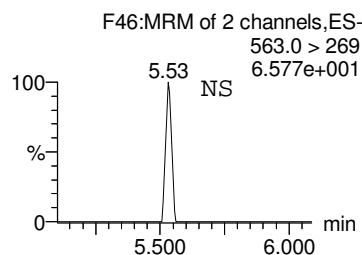
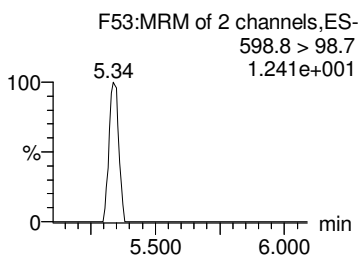
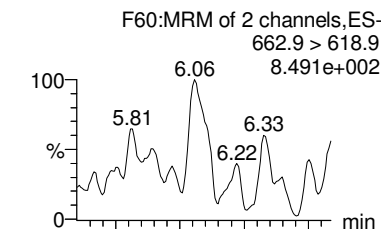
Total N-EtFOSAA



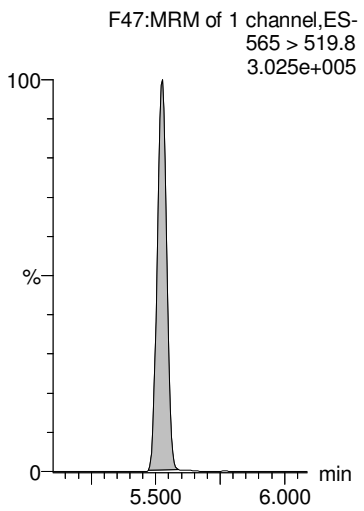
PFDaA



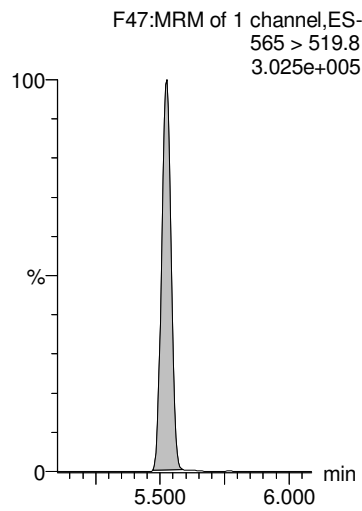
PFTrDA



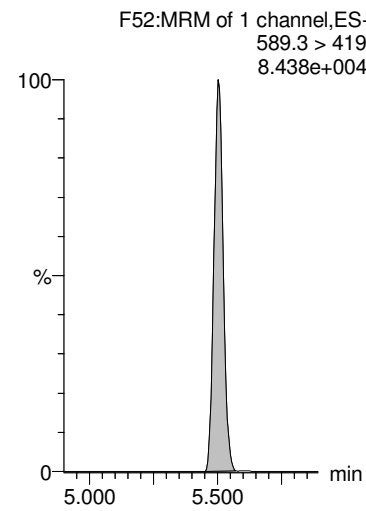
13C2-PFUdA



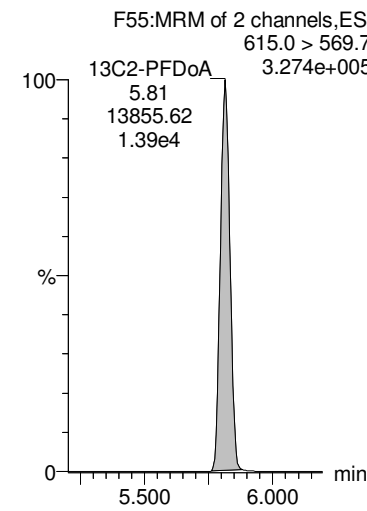
13C2-PFUdA



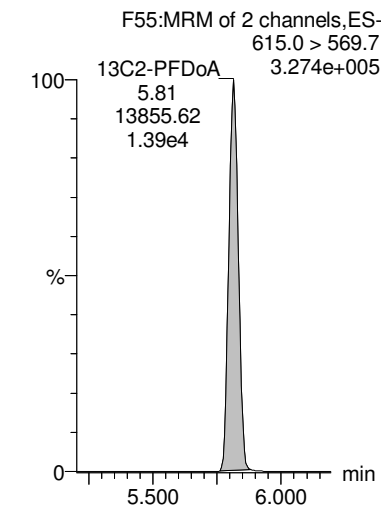
d5-N-EtFOSAA



13C2-PFDaA



13C2-PFDaA



Dataset: Z:\Projects\PFAS.PRO\Results\180525M1\180525M1-33.qld

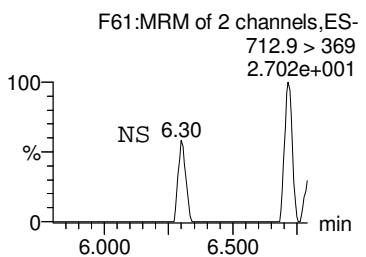
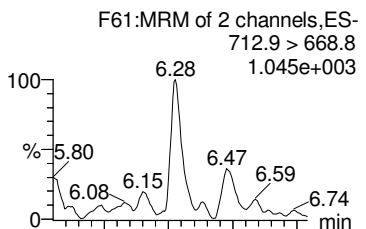
MM 6/5/2018

Last Altered: Tuesday, June 05, 2018 13:36:25 Pacific Daylight Time

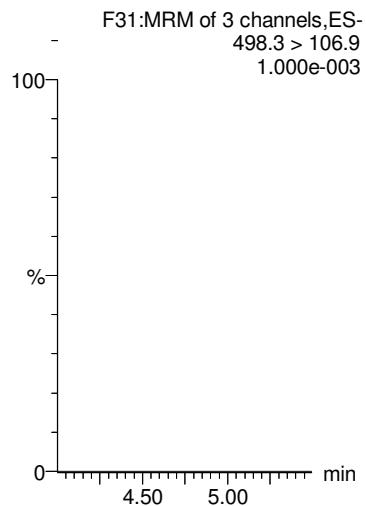
Printed: Tuesday, June 05, 2018 13:37:09 Pacific Daylight Time

Name: 180525M1_33, Date: 25-May-2018, Time: 20:46:36, ID: 1800802-12 BPS1-TT-MW307S-20180426 0.24149, Description: BPS1-TT-MW307S-20180426

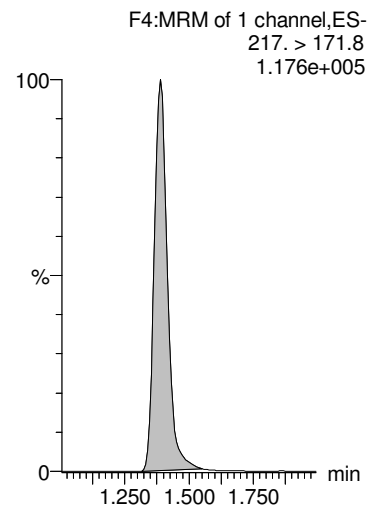
PFTeDA



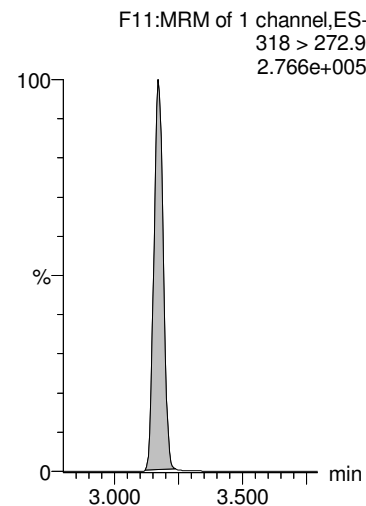
TCDA



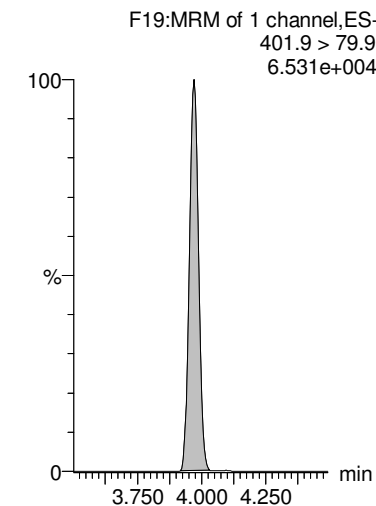
13C4-PFBA



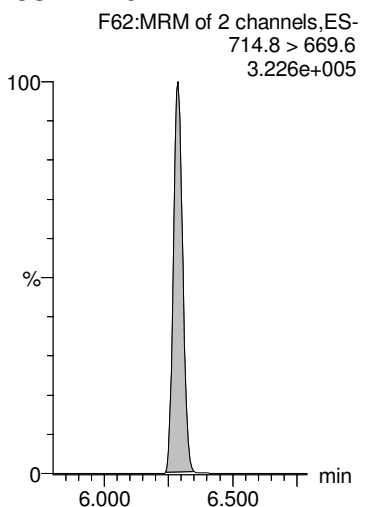
13C5-PFHxA



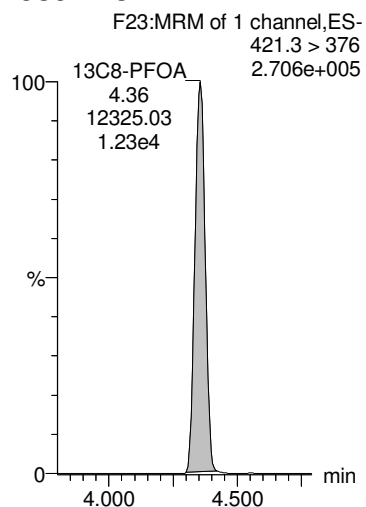
13C3-PFHxS



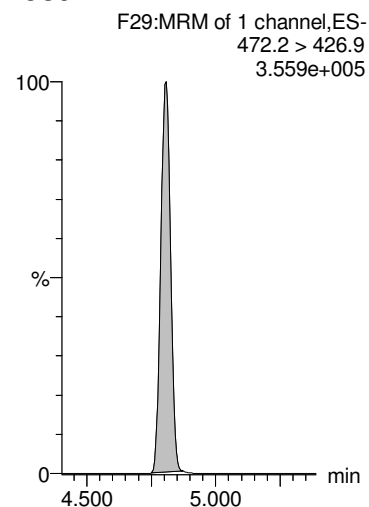
13C2-PFTeDA



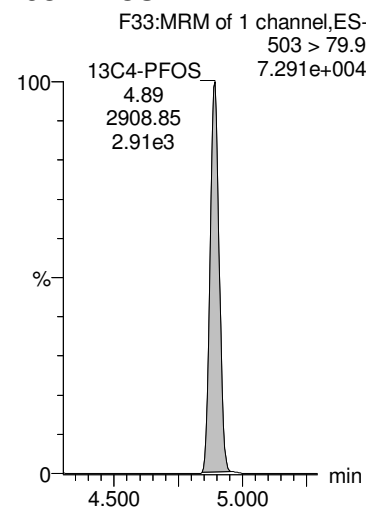
13C8-PFOA



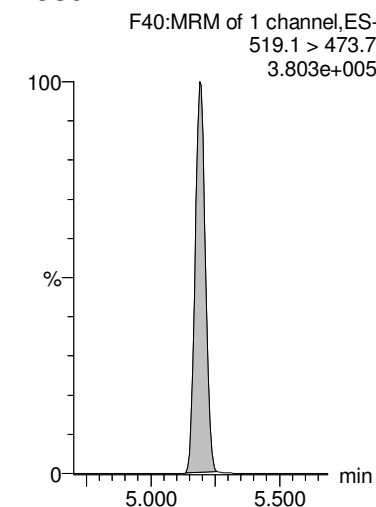
13C9-PFNA



13C4-PFOS



13C6-PFDA



Dataset: Z:\Projects\PFAS.PRO\Results\180525M1\18025M1-33.qld

MM 6/5/2018

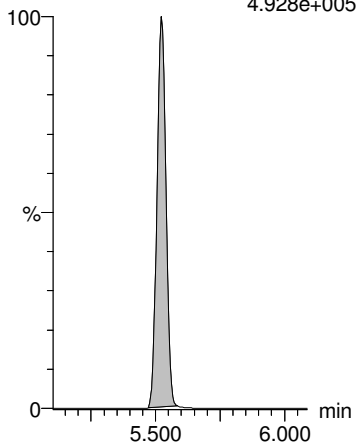
Last Altered: Tuesday, June 05, 2018 13:36:25 Pacific Daylight Time

Printed: Tuesday, June 05, 2018 13:37:09 Pacific Daylight Time

Name: 180525M1_33, Date: 25-May-2018, Time: 20:46:36, ID: 1800802-12 BPS1-TT-MW307S-20180426 0.24149, Description: BPS1-TT-MW307S-20180426

13C7-PFUdA

F49:MRM of 1 channel,ES-
570.1 > 524.8
4.928e+005



Dataset: Z:\Projects\PFAS.PRO\Results\180525M1\180525M1-34.qld

MM 6/5/2018

Last Altered: Tuesday, June 05, 2018 13:45:41 Pacific Daylight Time

Printed: Tuesday, June 05, 2018 13:46:17 Pacific Daylight Time

Method: Z:\Projects\PFAS.PRO\MethDB\PFAS_FULL_80C_052518.mdb 26 May 2018 14:09:10

Calibration: Z:\Projects\PFAS.PRO\CurveDB\C18_VAL-PFAS_Q4_05-25-18.cdb 26 May 2018 15:24:47

Name: 180525M1_34, Date: 25-May-2018, Time: 20:57:59, ID: 1800802-13 BPS1-TT-MW306D-20180426 0.25623, Description: BPS1-TT-MW306D-20180426

	# Name	Trace	Area	IS Area	wt/vol RRF M...	Pred.RT	RT	Response	Conc.	%Rec	Ion Ratio	Ratio Out?
1	1 PFBA	213.0 > 168.8	395.8	5569.9	0.256	1.38	1.38	0.888	3.205			
2	2 PFPeA	263.1 > 218.9	784.0	8440.5	0.256	2.37	2.37	1.161	4.452			
3	3 PFBS	299.0 > 79.7	15.5	1358.3	0.256	2.66	2.66	0.143	0.260		2.408	NO
4	5 PFHxA	313.2 > 268.9	990.6	3084.1	0.256	3.17	3.18	1.606	4.141		504.881	YES
5	7 PFHpA	363.0 > 318.9	696.4	8905.0	0.256	3.82	3.82	0.978	3.021		28.934	NO
6	8 L-PFHxS	398.9 > 79.6	27.7	1050.3	0.256	4.02	3.97	0.329	0.768		0.729	YES
7	10 6:2 FTS	427.1 > 407	38.7	2633.5	0.256	4.30	4.30	0.184	0.515		4.337	YES
8	11 L-PFOA	413 > 368.7	2407.5	13792.5	0.256	4.40	4.36	2.182	8.504		3.983	NO
9	13 PFHpS	449 > 80.0	6.3	13792.5	0.256	4.46	4.48	0.006	0.217		3.765	YES
10	14 PFNA	463.0 > 418.8	855.2	12032.4	0.256	4.81	4.81	0.888	2.753		6.383	NO
11	15 PFOSA	498.2 > 77.9		1910.7	0.256	4.87						
12	16 L-PFOS	499.1 > 79.9	285.3	2963.7	0.256	4.92	4.89	1.203	5.287		1.558	NO
13	18 PFDA	513 > 468.8	598.1	12360.6	0.256	5.19	5.19	0.605	2.482		12.363	YES

Dataset: Z:\Projects\PFAS.PRO\Results\180525M1\180525M1-34.qld

MM 6/5/2018

Last Altered: Tuesday, June 05, 2018 13:45:41 Pacific Daylight Time

Printed: Tuesday, June 05, 2018 13:46:26 Pacific Daylight Time

Method: Z:\Projects\PFAS.PRO\MethDB\PFAS_FULL_80C_052518.mdb 26 May 2018 14:09:10

Calibration: Z:\Projects\PFAS.PRO\CurveDB\C18_VAL-PFAS_Q4_05-25-18.cdb 26 May 2018 15:24:47

Name: 180525M1_34, Date: 25-May-2018, Time: 20:57:59, ID: 1800802-13 BPS1-TT-MW306D-20180426 0.25623, Description: BPS1-TT-MW306D-20180426

	# Name	Trace	Area	IS Area	wt/vol RRF M...	Pred.RT	RT	Response	Conc.	%Rec	Ion Ratio	Ratio Out?
1	19 8:2 FTS	527 > 506.9		2713.6	0.256	5.16						
2	21 L-MeFOSAA	570.1 > 419		3238.8	0.256	5.35						
3	23 L-EtFOSAA	584.2 > 419		4082.2	0.256	5.51						
4	25 PFUdA	563.0 > 518.9	132.1	15692.0	0.256	5.52	5.53	0.105	0.475		27.267	YES
5	26 PFDS	598.8 > 80		15692.0	0.256	5.57						
6	27 PFDoA	612.9 > 569.0		14434.0	0.256	5.81						
7	29 PFTrDA	662.9 > 618.9		14434.0	0.256	6.06						
8	30 PFTeDA	712.9 > 668.8		11527.4	0.256	6.29						

Dataset: Z:\Projects\PFAS.PRO\Results\180525M1\180525M1-34.qld

MM 6/5/2018

Last Altered: Tuesday, June 05, 2018 13:45:41 Pacific Daylight Time

Printed: Tuesday, June 05, 2018 13:46:36 Pacific Daylight Time

Method: Z:\Projects\PFAS.PRO\MethDB\PFAS_FULL_80C_052518.mdb 26 May 2018 14:09:10

Calibration: Z:\Projects\PFAS.PRO\CurveDB\C18_VAL-PFAS_Q4_05-25-18.cdb 26 May 2018 15:24:47

Name: 180525M1_34, Date: 25-May-2018, Time: 20:57:59, ID: 1800802-13 BPS1-TT-MW306D-20180426 0.25623, Description: BPS1-TT-MW306D-20180426

	# Name	Trace	Area	IS Area	wt/vol	RRF M...	Pred.RT	RT	Response	Conc.	%Rec	Ion Ratio	Ratio Out?
1	36	13C3-PFBA	216.1 > 171.8	5569.9	6781.8	0.256	0.874	1.38	1.37	10.266	45.830	93.9	
2	37	13C3-PFPeA	266. > 221.8	8440.5	12024.9	0.256	0.834	2.37	2.37	8.774	41.043	84.1	
3	38	13C3-PFBS	302. > 98.8	1358.3	12024.9	0.256	0.101	2.65	2.66	1.412	54.737	112.2	
4	40	13C2-PFHxA	315 > 269.8	3084.1	12024.9	0.256	0.731	3.17	3.17	3.206	17.113	87.7	
5	41	13C4-PFHpA	367.2 > 321.8	8905.0	12024.9	0.256	0.820	3.81	3.82	9.257	44.067	90.3	
6	42	18O2-PFHxS	403.0 > 102.6	1050.3	2881.5	0.256	0.429	3.97	3.97	4.556	41.420	84.9	
7	43	13C2-6:2 FTS	429.1 > 408.9	2633.5	12786.2	0.256	0.235	4.30	4.30	2.575	42.738	87.6	
8	44	13C2-PFOA	414.9 > 369.7	13792.5	12786.2	0.256	1.222	4.35	4.36	13.484	43.050	88.2	
9	45	13C5-PFNA	468.2 > 422.9	12032.4	17208.1	0.256	0.950	4.81	4.81	8.740	35.901	73.6	
10	46	13C8-PFOSA	506.1 > 77.7	1910.7	21797.6	0.256	0.190	4.87	4.87	1.096	22.537	46.2	
11	47	13C8-PFOS	507.0 > 79.9	2963.7	2993.0	0.256	1.018	4.89	4.89	12.378	47.470	97.3	
12	48	13C2-PFDA	515.1 > 469.9	12360.6	18720.3	0.256	1.175	5.19	5.19	8.253	27.405	56.2	
13	49	13C2-8:2 FTS	529.1 > 508.7	2713.6	12024.9	0.256	0.245	5.16	5.16	2.821	44.871	92.0	
14	50	d3-N-MeFOSAA	573.3 > 419	3238.8	21797.6	0.256	0.202	5.34	5.34	1.857	35.964	73.7	
15	51	d5-N-EtFOSAA	589.3 > 419	4082.2	21797.6	0.256	0.242	5.50	5.50	2.341	37.705	77.3	
16	52	13C2-PFUdA	565 > 519.8	15692.0	21797.6	0.256	1.062	5.52	5.53	8.999	33.082	67.8	
17	53	13C2-PFDoA	615.0 > 569.7	14434.0	18720.3	0.256	1.048	5.81	5.81	9.638	35.907	73.6	
18	55	13C2-PFTeDA	714.8 > 669.6	11527.4	21797.6	0.256	0.871	6.29	6.29	6.611	29.618	60.7	
19	60	13C4-PFBA	217. > 171.8	6781.8	6781.8	0.256	1.000	1.38	1.37	12.500	48.784	100.0	
20	61	13C5-PFHxA	318 > 272.9	12024.9	12024.9	0.256	1.000	3.17	3.17	12.500	48.784	100.0	
21	62	13C3-PFHxS	401.9 > 79.9	2881.5	2881.5	0.256	1.000	3.97	3.97	12.500	48.784	100.0	
22	63	13C8-PFOA	421.3 > 376	12786.2	12786.2	0.256	1.000	4.35	4.36	12.500	48.784	100.0	
23	64	13C9-PFNA	472.2 > 426.9	17208.1	17208.1	0.256	1.000	4.80	4.81	12.500	48.784	100.0	
24	65	13C4-PFOS	503 > 79.9	2993.0	2993.0	0.256	1.000	4.89	4.89	12.500	48.784	100.0	
25	66	13C6-PFDA	519.1 > 473.7	18720.3	18720.3	0.256	1.000	5.19	5.19	12.500	48.784	100.0	
26	67	13C7-PFUdA	570.1 > 524.8	21797.6	21797.6	0.256	1.000	5.52	5.52	12.500	48.784	100.0	
27	68	Total PFHxS	398.9 > 79.6	27.7	1050.3	0.256		4.05		0.329	0.768		
28	69	Total PFOA	413 > 368.7	2756.3	13792.5	0.256		4.30		2.498	9.724		
29	70	Total PFOS	499.1 > 79.9	285.3	2963.7	0.256		4.90		1.203	5.287		
30	71	Total N-MeFOSAA	570.1 > 419	0.0	3238.8	0.256		5.55		0.000			
31	72	Total N-EtFOSAA	584.2 > 419	0.0	4082.2	0.256		5.70		0.000			

Dataset: Z:\Projects\PFAS.PRO\Results\180525M1\180525M1-34.qld

MM 6/5/2018

Last Altered: Tuesday, June 05, 2018 13:45:41 Pacific Daylight Time

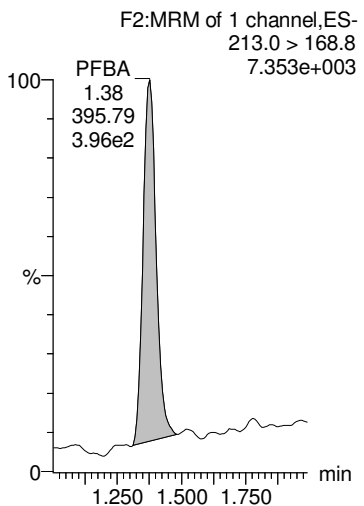
Printed: Tuesday, June 05, 2018 13:46:36 Pacific Daylight Time

Method: Z:\Projects\PFAS.PRO\MethDB\PFAS_FULL_80C_052518.mdb 26 May 2018 14:09:10

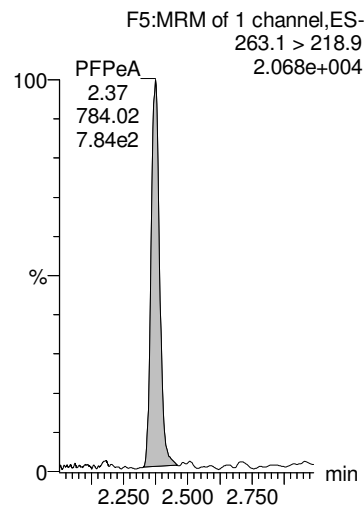
Calibration: Z:\Projects\PFAS.PRO\CurveDB\C18_VAL-PFAS_Q4_05-25-18.cdb 26 May 2018 15:24:47

Name: 180525M1_34, Date: 25-May-2018, Time: 20:57:59, ID: 1800802-13 BPS1-TT-MW306D-20180426 0.25623, Description: BPS1-TT-MW306D-20180426

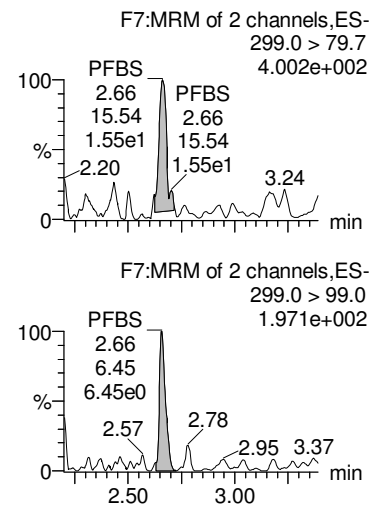
PFBA



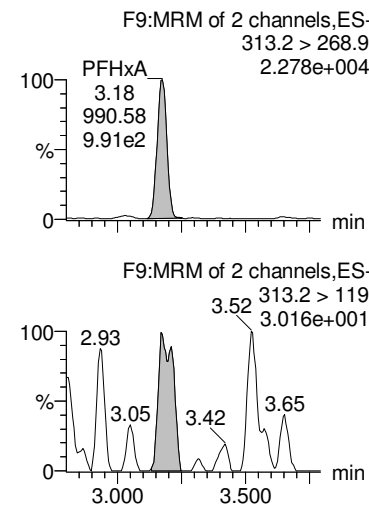
PFPeA



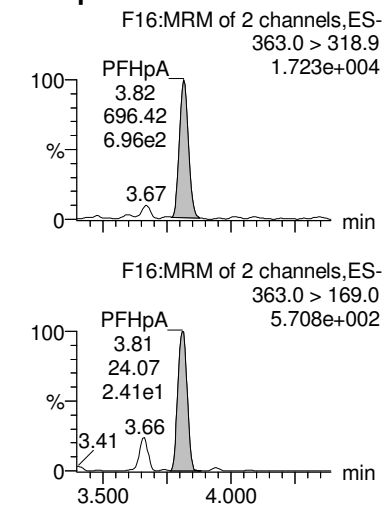
PFBS



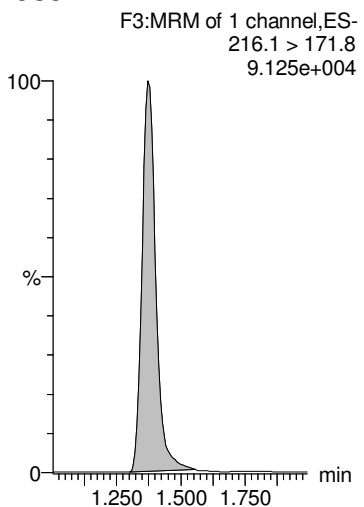
PFHxA



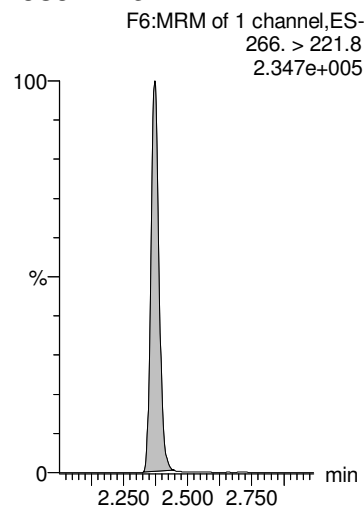
PFHpA



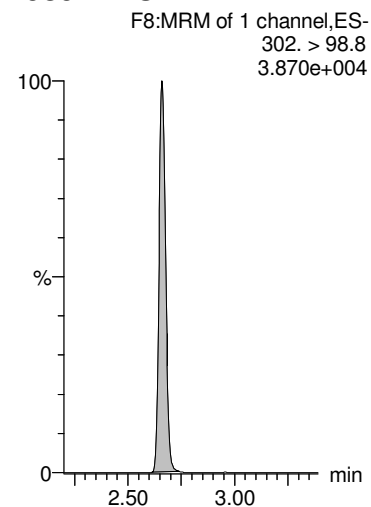
13C3-PFBA



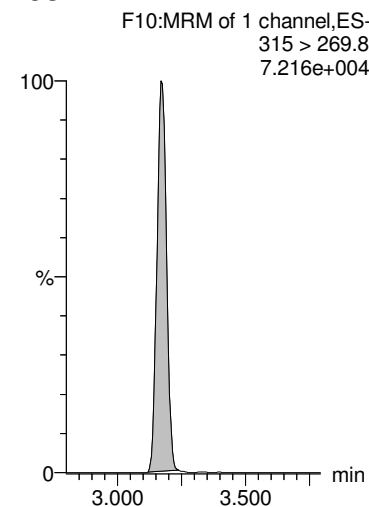
13C3-PFPeA



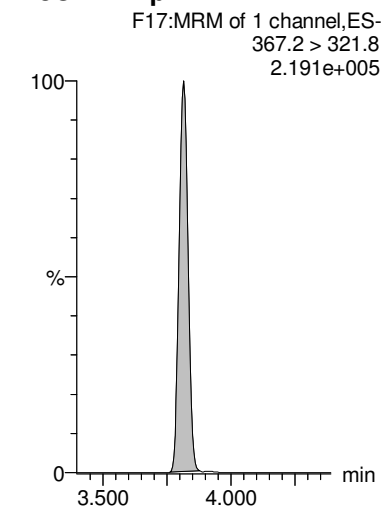
13C3-PFBS



13C2-PFHxA



13C4-PFHpA

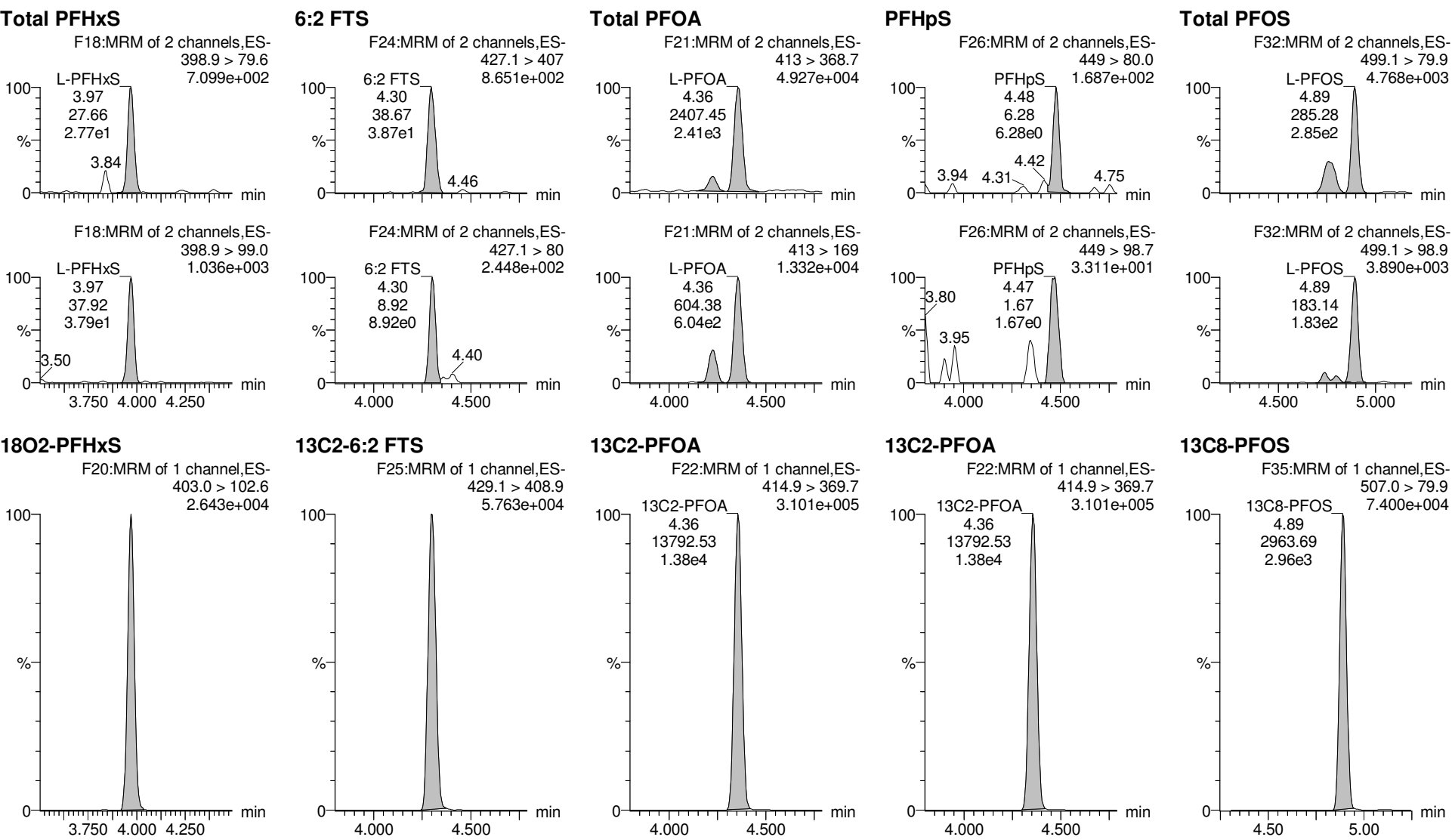


Dataset: Z:\Projects\PFAS.PRO\Results\180525M1\180525M1-34.qld

MM 6/5/2018

Last Altered: Tuesday, June 05, 2018 13:45:41 Pacific Daylight Time
 Printed: Tuesday, June 05, 2018 13:46:36 Pacific Daylight Time

Name: 180525M1_34, Date: 25-May-2018, Time: 20:57:59, ID: 1800802-13 BPS1-TT-MW306D-20180426 0.25623, Description: BPS1-TT-MW306D-20180426



Dataset: Z:\Projects\PFAS.PRO\Results\180525M1\180525M1-34.qld

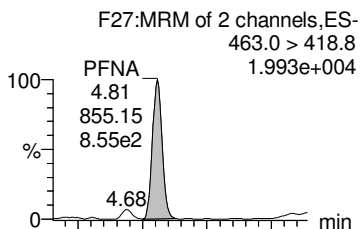
MM 6/5/2018

Last Altered: Tuesday, June 05, 2018 13:45:41 Pacific Daylight Time

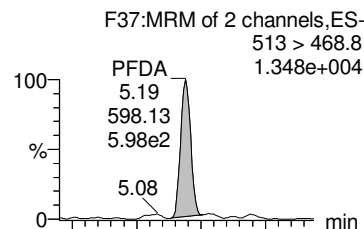
Printed: Tuesday, June 05, 2018 13:46:36 Pacific Daylight Time

Name: 180525M1_34, Date: 25-May-2018, Time: 20:57:59, ID: 1800802-13 BPS1-TT-MW306D-20180426 0.25623, Description: BPS1-TT-MW306D-20180426

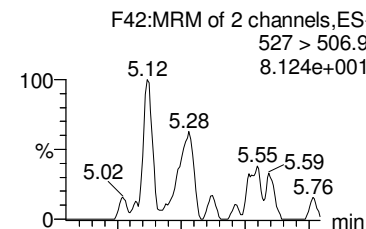
PFNA



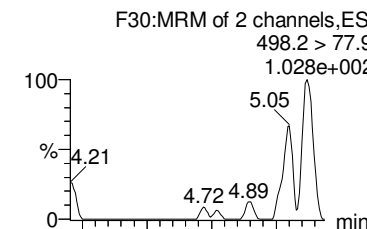
PFDA



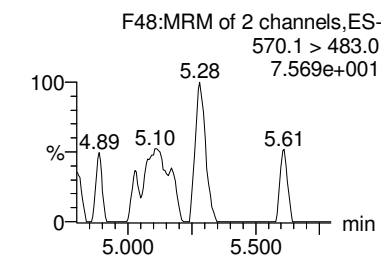
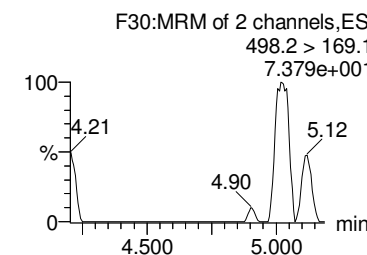
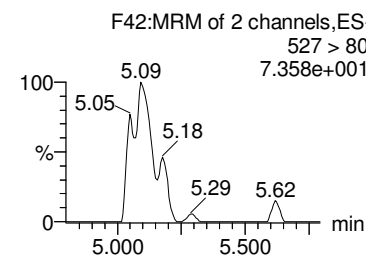
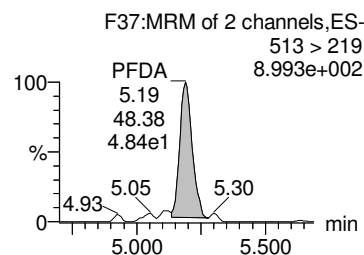
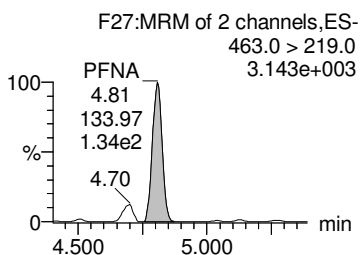
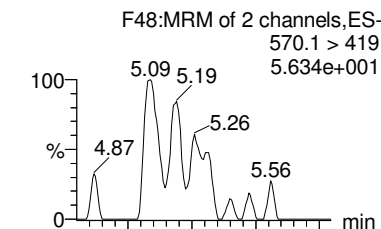
8:2 FTS



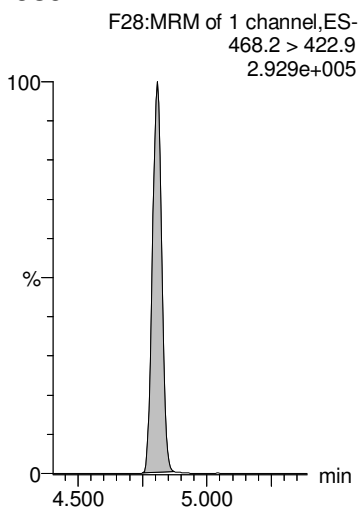
PFOSA



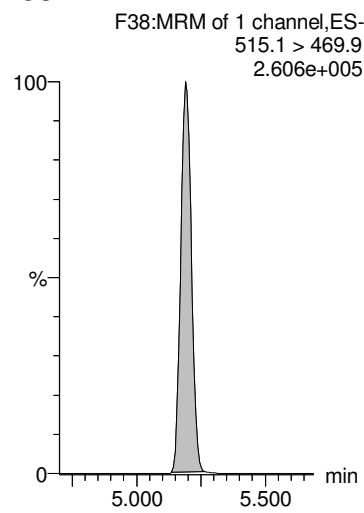
Total N-MeFOSAA



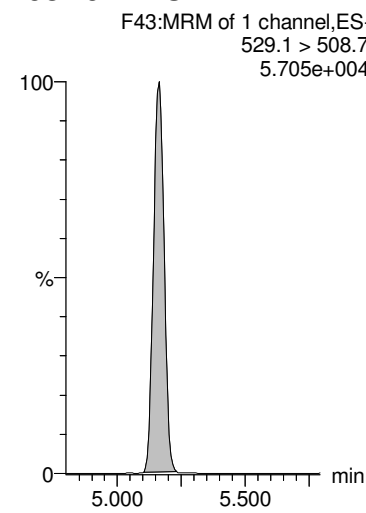
13C5-PFNA



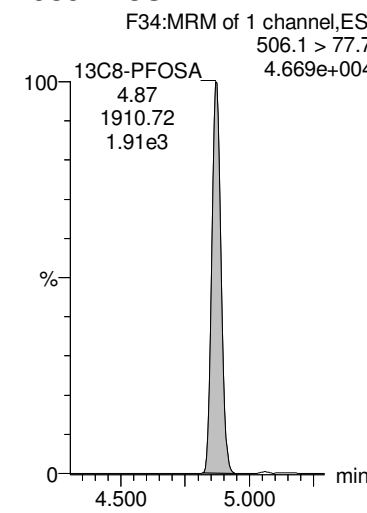
13C2-PFDA



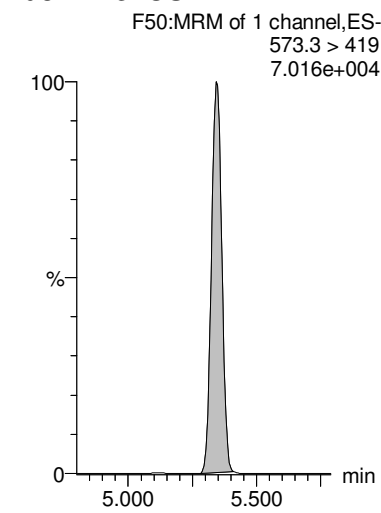
13C2-8:2 FTS



13C8-PFOSA



d3-N-MeFOSAA



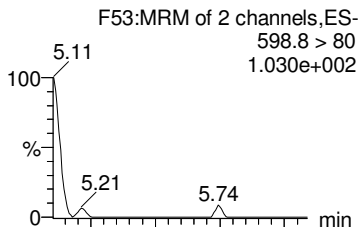
Dataset: Z:\Projects\PFAS.PRO\Results\180525M1\180525M1-34.qld

MM 6/5/2018

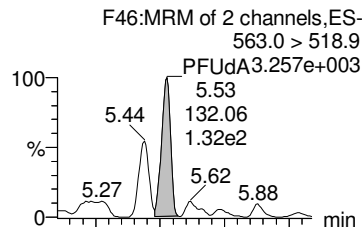
Last Altered: Tuesday, June 05, 2018 13:45:41 Pacific Daylight Time
Printed: Tuesday, June 05, 2018 13:46:36 Pacific Daylight Time

Name: 180525M1_34, Date: 25-May-2018, Time: 20:57:59, ID: 1800802-13 BPS1-TT-MW306D-20180426 0.25623, Description: BPS1-TT-MW306D-20180426

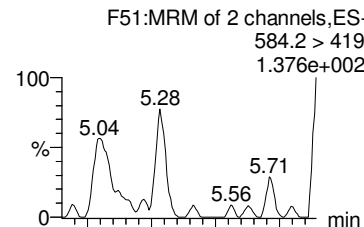
PFDS



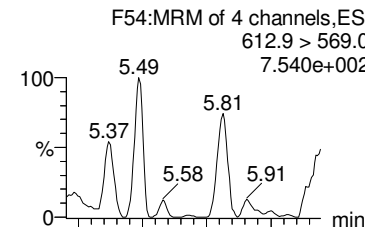
PFUdA



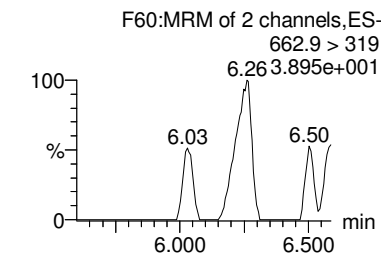
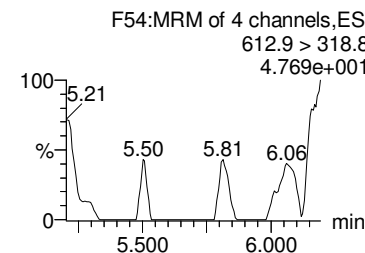
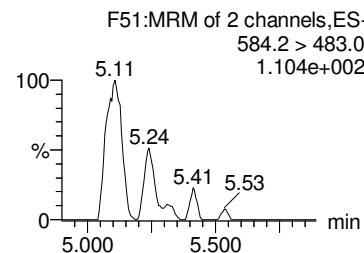
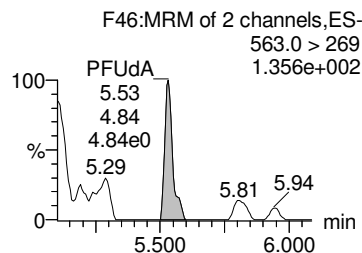
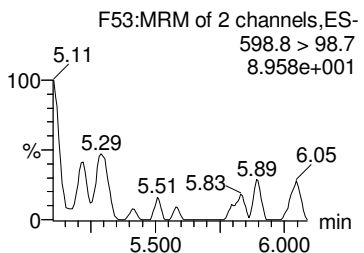
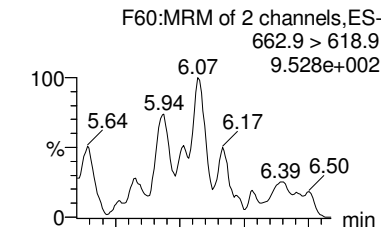
Total N-EtFOSAA



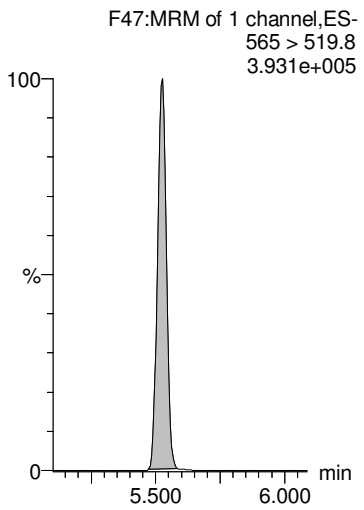
PFDaA



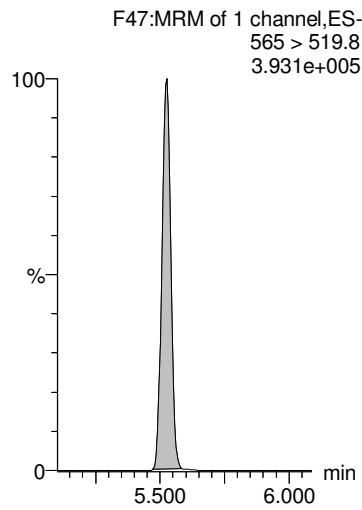
PFTrDA



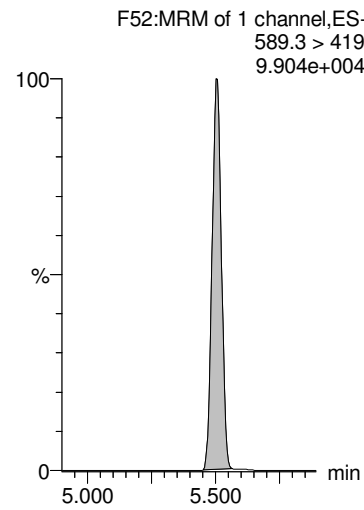
13C2-PFUdA



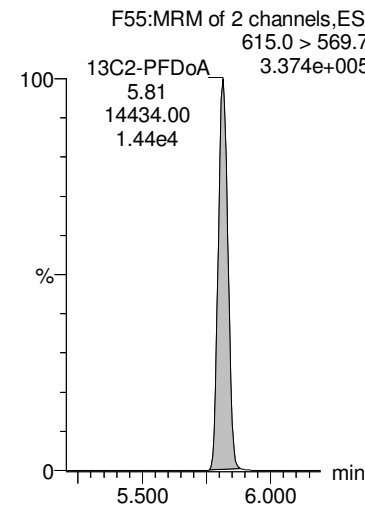
13C2-PFUdA



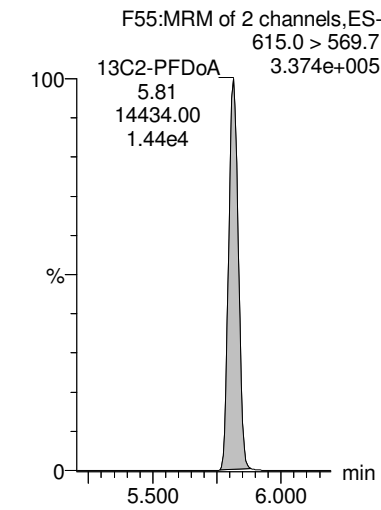
d5-N-EtFOSAA



13C2-PFDaA



13C2-PFDaA



Dataset: Z:\Projects\PFAS.PRO\Results\180525M1\180525M1-34.qld

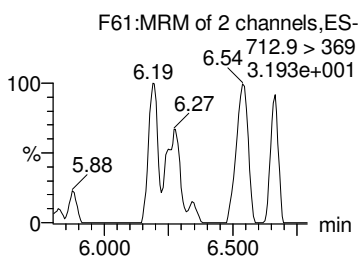
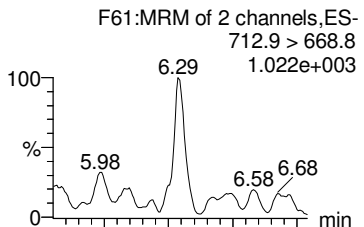
MM 6/5/2018

Last Altered: Tuesday, June 05, 2018 13:45:41 Pacific Daylight Time

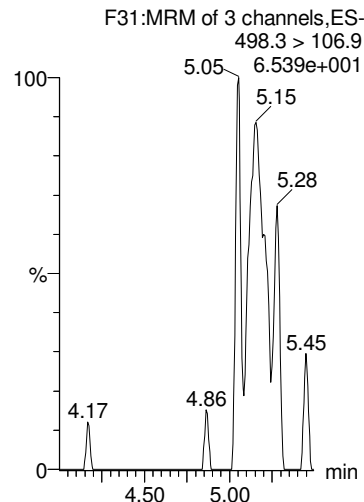
Printed: Tuesday, June 05, 2018 13:46:36 Pacific Daylight Time

Name: 180525M1_34, Date: 25-May-2018, Time: 20:57:59, ID: 1800802-13 BPS1-TT-MW306D-20180426 0.25623, Description: BPS1-TT-MW306D-20180426

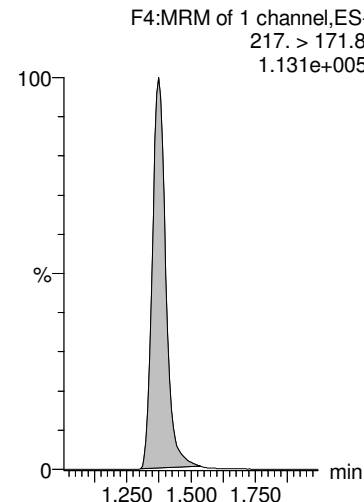
PFTeDA



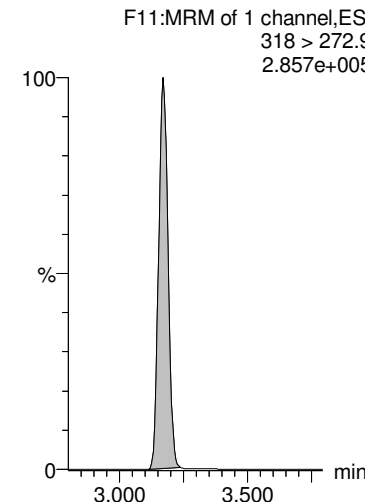
TCDA



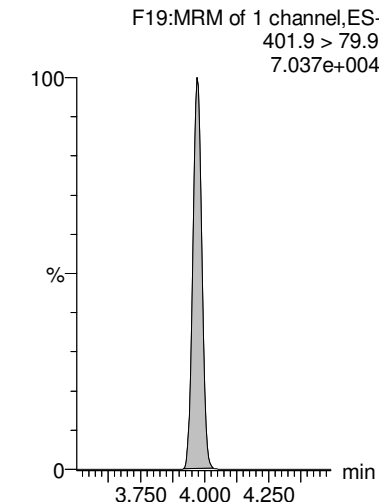
13C4-PFBA



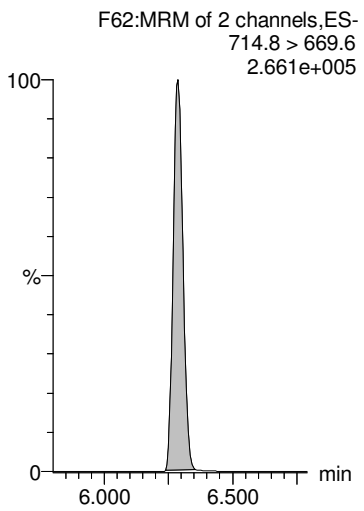
13C5-PFHxA



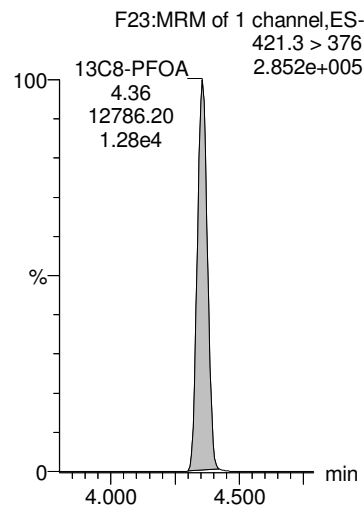
13C3-PFHxS



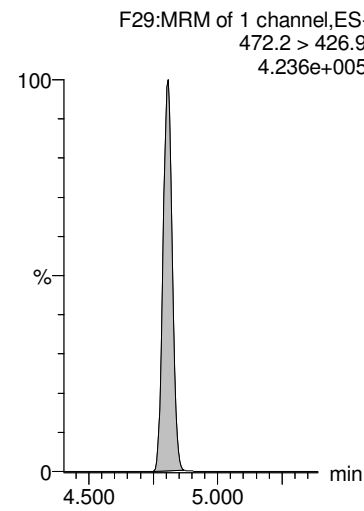
13C2-PFTeDA



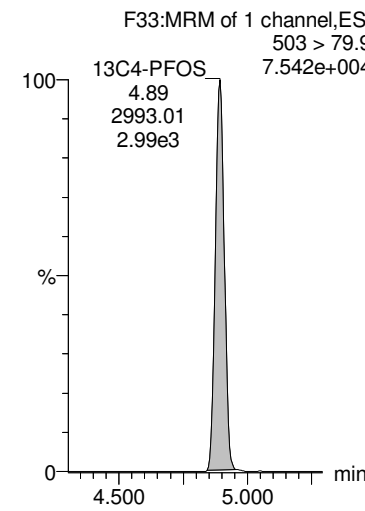
13C8-PFOA



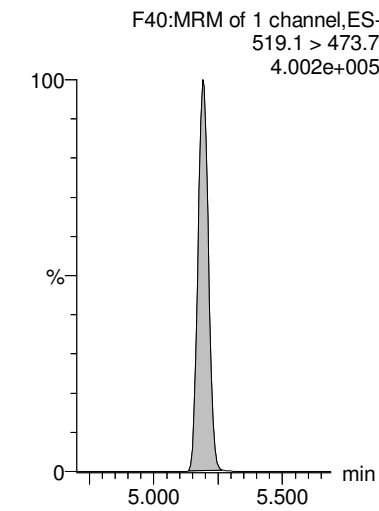
13C9-PFNA



13C4-PFOS



13C6-PFDA



Dataset: Z:\Projects\PFAS.PRO\Results\180525M1\180525M1-34.qld

MM 6/5/2018

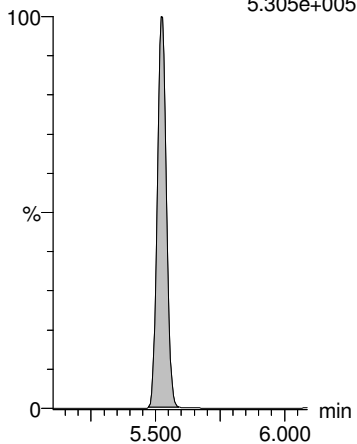
Last Altered: Tuesday, June 05, 2018 13:45:41 Pacific Daylight Time

Printed: Tuesday, June 05, 2018 13:46:36 Pacific Daylight Time

Name: 180525M1_34, Date: 25-May-2018, Time: 20:57:59, ID: 1800802-13 BPS1-TT-MW306D-20180426 0.25623, Description: BPS1-TT-MW306D-20180426

13C7-PFUdA

F49:MRM of 1 channel,ES-
570.1 > 524.8
5.305e+005



Dataset: Z:\Projects\PFAS.PRO\Results\180525M1\180525M1-35.qld

MM 6/5/2018

Last Altered: Tuesday, June 05, 2018 13:50:59 Pacific Daylight Time

Printed: Tuesday, June 05, 2018 13:51:22 Pacific Daylight Time

Method: Z:\Projects\PFAS.PRO\MethDB\PFAS_FULL_80C_052518.mdb 26 May 2018 14:09:10

Calibration: Z:\Projects\PFAS.PRO\CurveDB\C18_VAL-PFAS_Q4_05-25-18.cdb 26 May 2018 15:24:47

Name: 180525M1_35, Date: 25-May-2018, Time: 21:09:23, ID: 1800802-14 BPS1-TT-MW308I-20180426 0.25869, Description: BPS1-TT-MW308I-20180426

	# Name	Trace	Area	IS Area	wt/vol RRF M...	Pred.RT	RT	Response	Conc.	%Rec	Ion Ratio	Ratio Out?
1	1 PFBA	213.0 > 168.8	1699.5	5409.6	0.259	1.40	1.39	3.927	14.070			
2	2 PFPeA	263.1 > 218.9	6346.1	8037.3	0.259	2.38	2.38	9.870	38.380			
3	3 PFBS	299.0 > 79.7	70.9	1266.1	0.259	2.66	2.67	0.700	1.374		2.487	NO
4	5 PFHxA	313.2 > 268.9	5811.3	3003.0	0.259	3.18	3.18	9.676	25.658		267.422	NO
5	7 PFHpA	363.0 > 318.9	3268.2	8866.5	0.259	3.82	3.82	4.607	14.951		27.899	NO
6	8 L-PFHxS	398.9 > 79.6	117.8	1074.7	0.259	4.02	3.98	1.370	3.134		1.273	NO
7	10 6:2 FTS	427.1 > 407	44.6	3103.6	0.259	4.30	4.29	0.180	0.495		8.596	YES
8	11 L-PFOA	413 > 368.7	3709.8	13363.9	0.259	4.40	4.36	3.470	13.410		5.284	NO
9	13 PFHpS	449 > 80.0		13363.9	0.259	4.46						
10	14 PFNA	463.0 > 418.8	2225.0	10513.4	0.259	4.81	4.81	2.645	8.335		4.913	NO
11	15 PFOSA	498.2 > 77.9		2129.6	0.259	4.87						
12	16 L-PFOS	499.1 > 79.9	605.7	3012.9	0.259	4.92	4.89	2.513	10.984		2.335	NO
13	18 PFDA	513 > 468.8	363.6	11479.4	0.259	5.19	5.20	0.396	1.669		11.118	YES

Dataset: Z:\Projects\PFAS.PRO\Results\180525M1\180525M1-35.qld

MM 6/5/2018

Last Altered: Tuesday, June 05, 2018 13:50:59 Pacific Daylight Time

Printed: Tuesday, June 05, 2018 13:51:38 Pacific Daylight Time

Method: Z:\Projects\PFAS.PRO\MethDB\PFAS_FULL_80C_052518.mdb 26 May 2018 14:09:10

Calibration: Z:\Projects\PFAS.PRO\CurveDB\C18_VAL-PFAS_Q4_05-25-18.cdb 26 May 2018 15:24:47

Name: 180525M1_35, Date: 25-May-2018, Time: 21:09:23, ID: 1800802-14 BPS1-TT-MW308I-20180426 0.25869, Description: BPS1-TT-MW308I-20180426

	# Name	Trace	Area	IS Area	wt/vol RRF M...	Pred.RT	RT	Response	Conc.	%Rec	Ion Ratio	Ratio Out?
1	19 8:2 FTS	527 > 506.9		2555.8	0.259	5.16						
2	21 L-MeFOSAA	570.1 > 419		2762.3	0.259	5.35						
3	23 L-EtFOSAA	584.2 > 419		3629.2	0.259	5.51						
4	25 PFUdA	563.0 > 518.9	243.9	13943.4	0.259	5.52	5.52	0.219	0.877		63.340	YES
5	26 PFDS	598.8 > 80		13943.4	0.259	5.57						
6	27 PFDoA	612.9 > 569.0	61.8	14554.3	0.259	5.81	5.81	0.053			7.632	NO
7	29 PFTrDA	662.9 > 618.9		14554.3	0.259	6.06						
8	30 PFTeDA	712.9 > 668.8		12740.9	0.259	6.29						

Dataset: Z:\Projects\PFAS.PRO\Results\180525M1\180525M1-35.qld

MM 6/5/2018

Last Altered: Tuesday, June 05, 2018 13:50:59 Pacific Daylight Time

Printed: Tuesday, June 05, 2018 13:51:47 Pacific Daylight Time

Method: Z:\Projects\PFAS.PRO\MethDB\PFAS_FULL_80C_052518.mdb 26 May 2018 14:09:10

Calibration: Z:\Projects\PFAS.PRO\CurveDB\C18_VAL-PFAS_Q4_05-25-18.cdb 26 May 2018 15:24:47

Name: 180525M1_35, Date: 25-May-2018, Time: 21:09:23, ID: 1800802-14 BPS1-TT-MW308I-20180426 0.25869, Description: BPS1-TT-MW308I-20180426

	# Name	Trace	Area	IS Area	wt/vol	RRF M...	Pred.RT	RT	Response	Conc.	%Rec	Ion Ratio	Ratio Out?
1	36	13C3-PFBA	216.1 > 171.8	5409.6	6525.2	0.259	0.874	1.38	1.39	10.363	45.821	94.8	
2	37	13C3-PFPeA	266. > 221.8	8037.3	11242.4	0.259	0.834	2.37	2.38	8.936	41.405	85.7	
3	38	13C3-PFBS	302. > 98.8	1266.1	11242.4	0.259	0.101	2.65	2.66	1.408	54.051	111.9	
4	40	13C2-PFHxA	315 > 269.8	3003.0	11242.4	0.259	0.731	3.17	3.18	3.339	17.654	91.3	
5	41	13C4-PFHpA	367.2 > 321.8	8866.5	11242.4	0.259	0.820	3.81	3.82	9.858	46.484	96.2	
6	42	18O2-PFHxS	403.0 > 102.6	1074.7	2837.5	0.259	0.429	3.97	3.97	4.734	42.630	88.2	
7	43	13C2-6:2 FTS	429.1 > 408.9	3103.6	12434.0	0.259	0.235	4.30	4.30	3.120	51.301	106.2	
8	44	13C2-PFOA	414.9 > 369.7	13363.9	12434.0	0.259	1.222	4.35	4.36	13.435	42.486	87.9	
9	45	13C5-PFNA	468.2 > 422.9	10513.4	15955.6	0.259	0.950	4.81	4.81	8.236	33.510	69.3	
10	46	13C8-PFOSA	506.1 > 77.7	2129.6	20768.8	0.259	0.190	4.87	4.87	1.282	26.112	54.0	
11	47	13C8-PFOS	507.0 > 79.9	3012.9	2955.6	0.259	1.018	4.89	4.89	12.743	48.405	100.2	
12	48	13C2-PFDA	515.1 > 469.9	11479.4	14290.6	0.259	1.175	5.19	5.19	10.041	33.023	68.3	
13	49	13C2-8:2 FTS	529.1 > 508.7	2555.8	11242.4	0.259	0.245	5.16	5.16	2.842	44.774	92.7	
14	50	d3-N-MeFOSAA	573.3 > 419	2762.3	20768.8	0.259	0.202	5.34	5.34	1.663	31.886	66.0	
15	51	d5-N-EtFOSAA	589.3 > 419	3629.2	20768.8	0.259	0.242	5.50	5.50	2.184	34.847	72.1	
16	52	13C2-PFUdA	565 > 519.8	13943.4	20768.8	0.259	1.062	5.52	5.52	8.392	30.558	63.2	
17	53	13C2-PFDoA	615.0 > 569.7	14554.3	14290.6	0.259	1.048	5.81	5.81	12.731	46.979	97.2	
18	55	13C2-PFTeDA	714.8 > 669.6	12740.9	20768.8	0.259	0.871	6.29	6.28	7.668	34.031	70.4	
19	60	13C4-PFBA	217. > 171.8	6525.2	6525.2	0.259	1.000	1.38	1.39	12.500	48.320	100.0	
20	61	13C5-PFHxA	318 > 272.9	11242.4	11242.4	0.259	1.000	3.17	3.17	12.500	48.320	100.0	
21	62	13C3-PFHxS	401.9 > 79.9	2837.5	2837.5	0.259	1.000	3.97	3.97	12.500	48.320	100.0	
22	63	13C8-PFOA	421.3 > 376	12434.0	12434.0	0.259	1.000	4.35	4.36	12.500	48.320	100.0	
23	64	13C9-PFNA	472.2 > 426.9	15955.6	15955.6	0.259	1.000	4.80	4.81	12.500	48.320	100.0	
24	65	13C4-PFOS	503 > 79.9	2955.6	2955.6	0.259	1.000	4.89	4.89	12.500	48.320	100.0	
25	66	13C6-PFDA	519.1 > 473.7	14290.6	14290.6	0.259	1.000	5.19	5.19	12.500	48.320	100.0	
26	67	13C7-PFUdA	570.1 > 524.8	20768.8	20768.8	0.259	1.000	5.52	5.52	12.500	48.320	100.0	
27	68	Total PFHxS	398.9 > 79.6	117.8	1074.7	0.259		4.05		1.370	3.134		
28	69	Total PFOA	413 > 368.7	3872.0	13363.9	0.259		4.30		3.622	13.983		
29	70	Total PFOS	499.1 > 79.9	605.7	3012.9	0.259		4.90		2.513	10.984		
30	71	Total N-MeFOSAA	570.1 > 419	0.0	2762.3	0.259		5.55		0.000			
31	72	Total N-EtFOSAA	584.2 > 419	0.0	3629.2	0.259		5.70		0.000			

Dataset: Z:\Projects\PFAS.PRO\Results\180525M1\180525M1-35.qld

MM 6/5/2018

Last Altered: Tuesday, June 05, 2018 13:50:59 Pacific Daylight Time

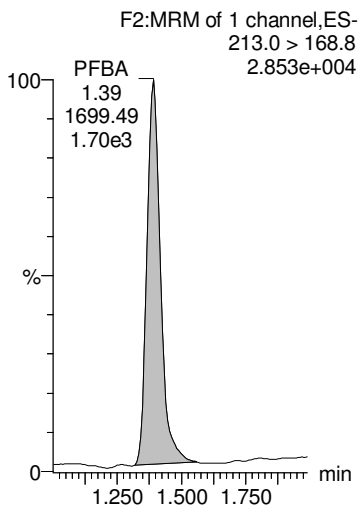
Printed: Tuesday, June 05, 2018 13:51:47 Pacific Daylight Time

Method: Z:\Projects\PFAS.PRO\MethDB\PFAS_FULL_80C_052518.mdb 26 May 2018 14:09:10

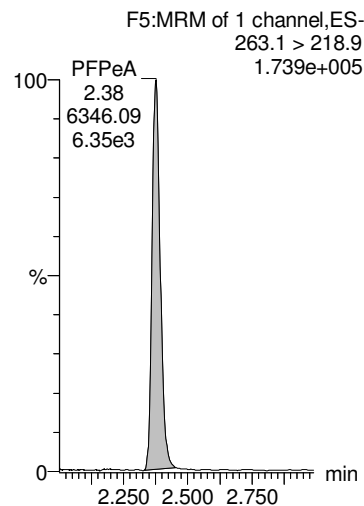
Calibration: Z:\Projects\PFAS.PRO\CurveDB\C18_VAL-PFAS_Q4_05-25-18.cdb 26 May 2018 15:24:47

Name: 180525M1_35, Date: 25-May-2018, Time: 21:09:23, ID: 1800802-14 BPS1-TT-MW308I-20180426 0.25869, Description: BPS1-TT-MW308I-20180426

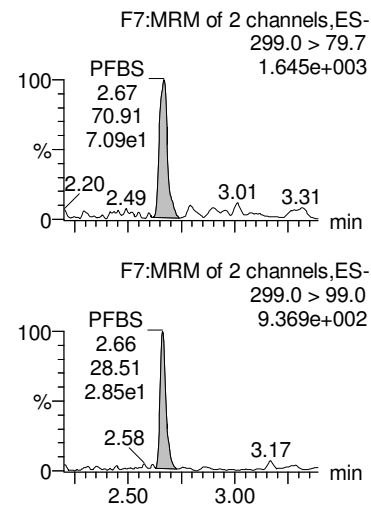
PFBA



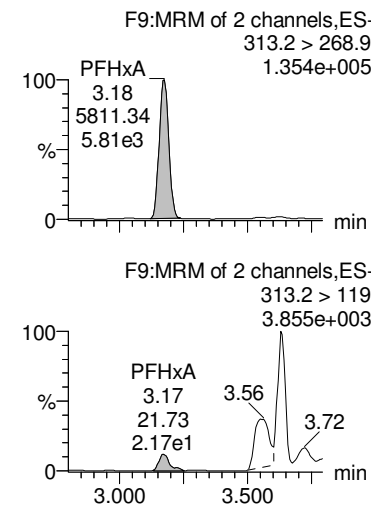
PFPeA



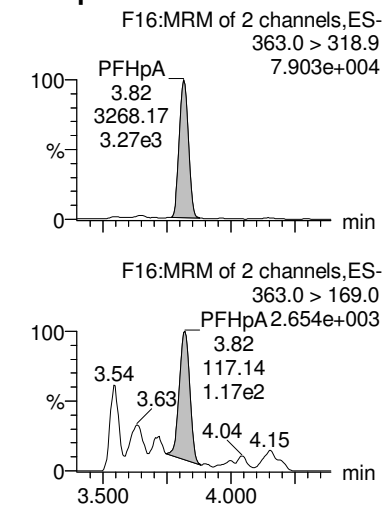
PFBS



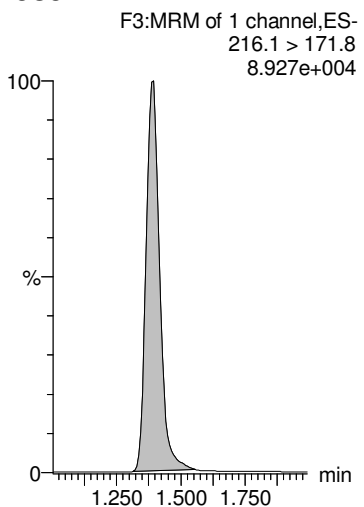
PFHxA



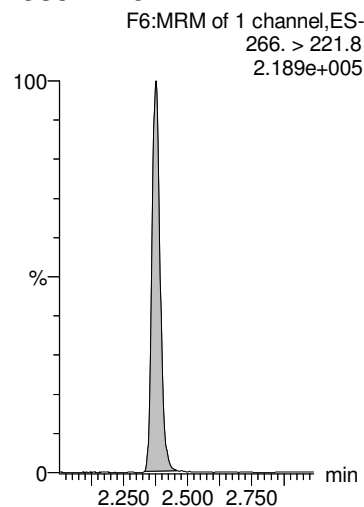
PFHpA



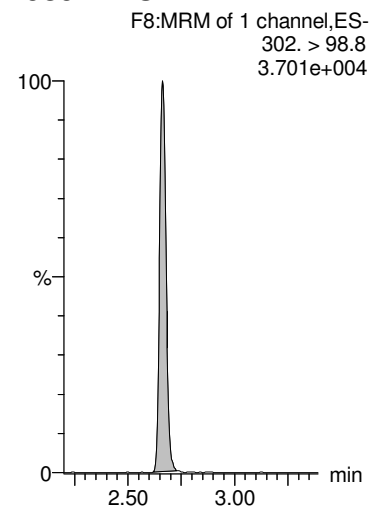
13C3-PFBA



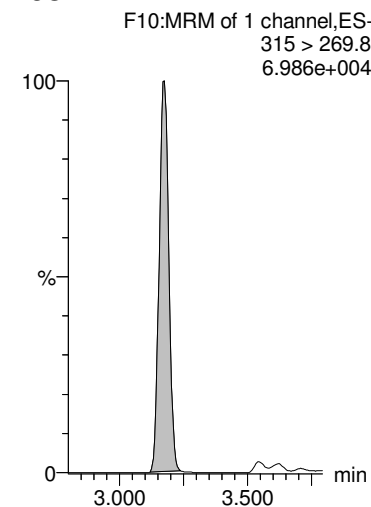
13C3-PFPeA



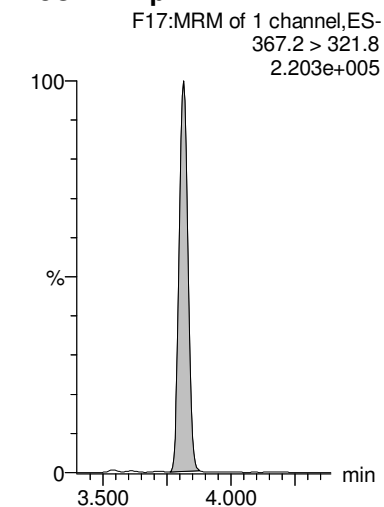
13C3-PFBS



13C2-PFHxA



13C4-PFHpA

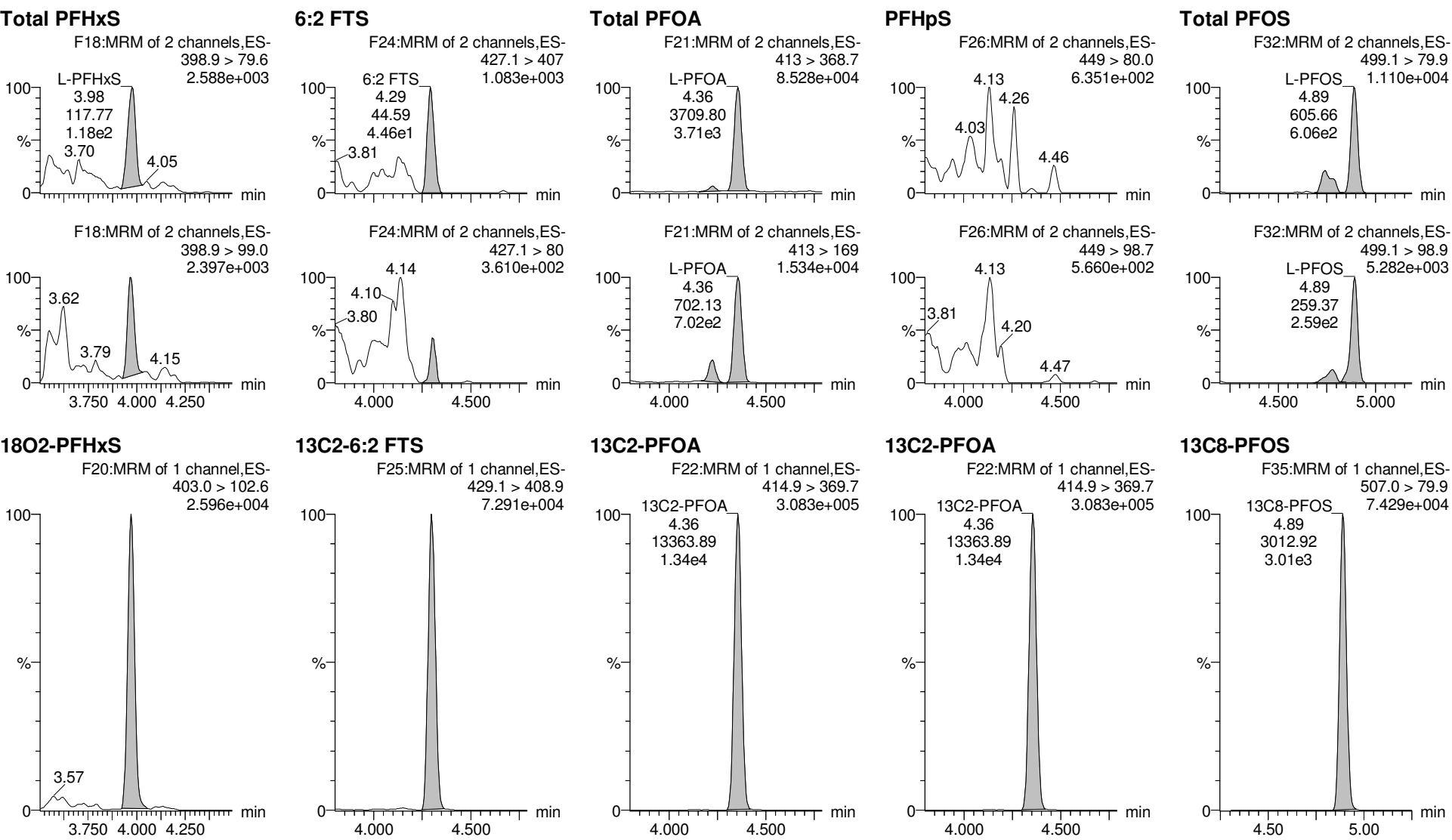


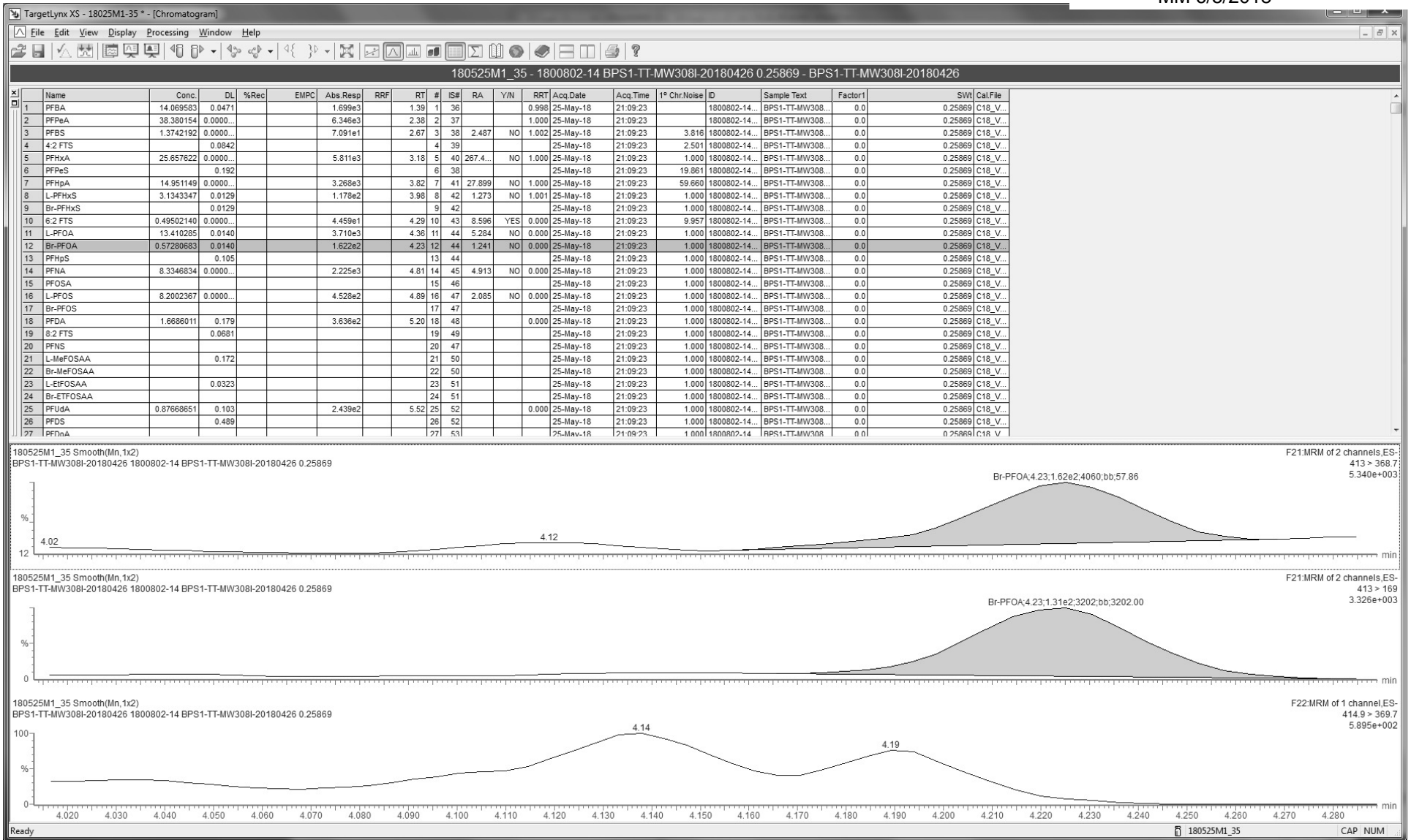
Dataset: Z:\Projects\PFAS.PRO\Results\180525M1\180525M1-35.qld

MM 6/5/2018

Last Altered: Tuesday, June 05, 2018 13:50:59 Pacific Daylight Time
 Printed: Tuesday, June 05, 2018 13:51:47 Pacific Daylight Time

Name: 180525M1_35, Date: 25-May-2018, Time: 21:09:23, ID: 1800802-14 BPS1-TT-MW308I-20180426 0.25869, Description: BPS1-TT-MW308I-20180426





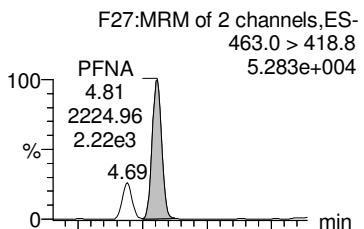
Dataset: Z:\Projects\PFAS.PRO\Results\180525M1\180525M1-35.qld

MM 6/5/2018

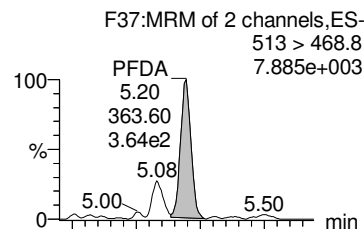
Last Altered: Tuesday, June 05, 2018 13:50:59 Pacific Daylight Time
 Printed: Tuesday, June 05, 2018 13:51:47 Pacific Daylight Time

Name: 180525M1_35, Date: 25-May-2018, Time: 21:09:23, ID: 1800802-14 BPS1-TT-MW308I-20180426 0.25869, Description: BPS1-TT-MW308I-20180426

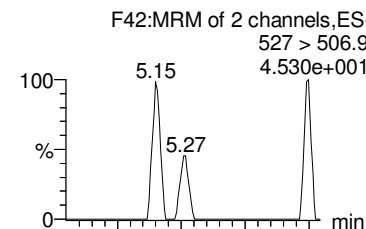
PFNA



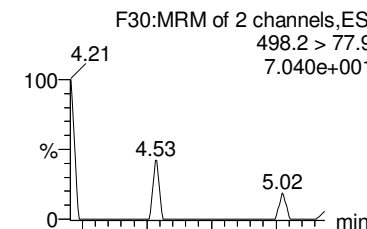
PFDA



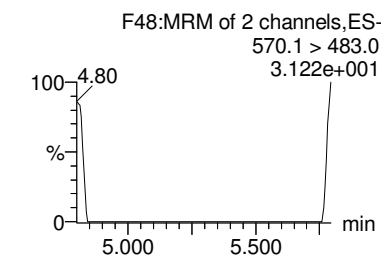
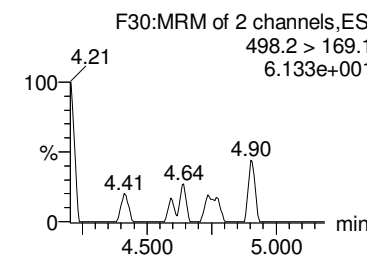
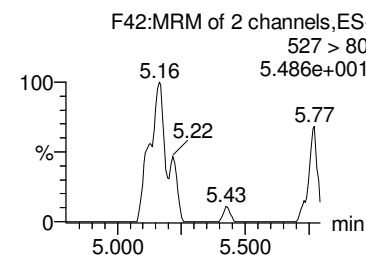
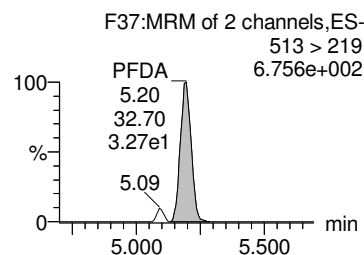
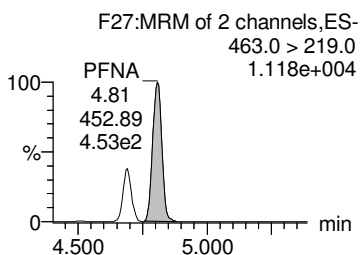
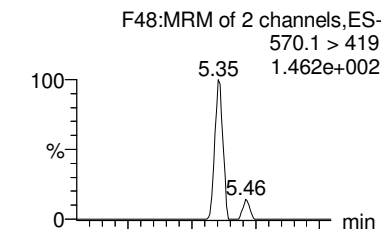
8:2 FTS



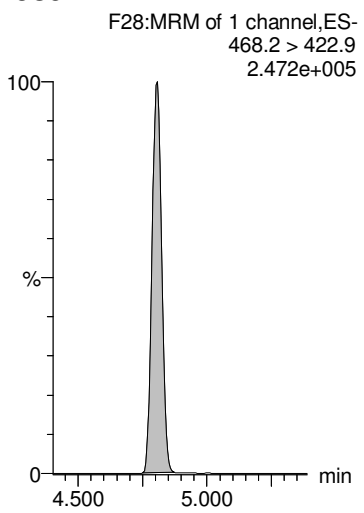
PFOSA



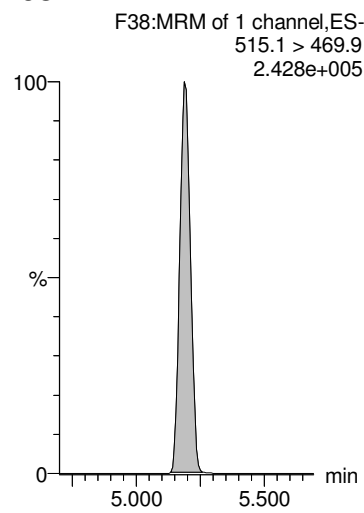
Total N-MeFOSAA



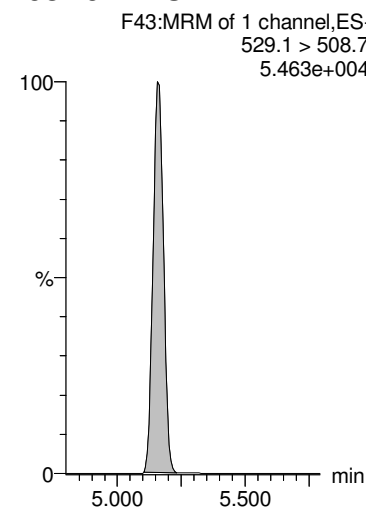
13C5-PFNA



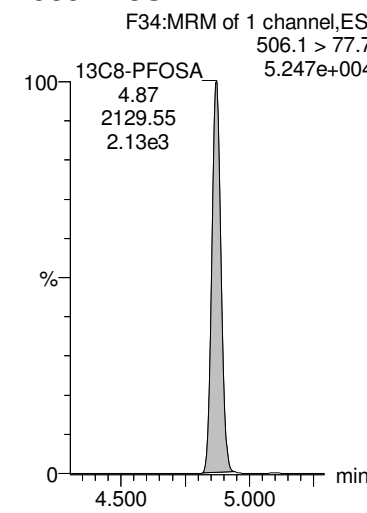
13C2-PFDA



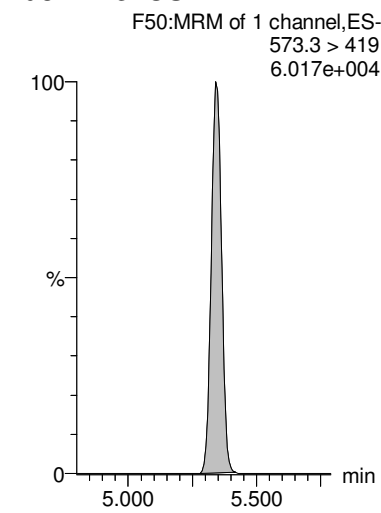
13C2-8:2 FTS



13C8-PFOSA



d3-N-MeFOSAA



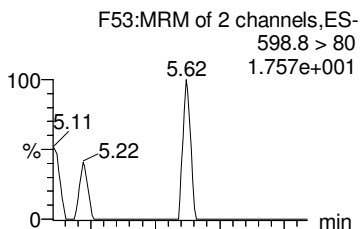
Dataset: Z:\Projects\PFAS.PRO\Results\180525M1\180525M1-35.qld

MM 6/5/2018

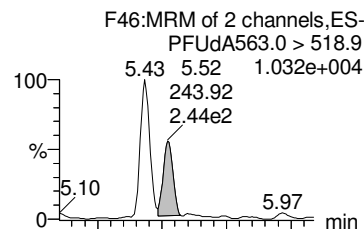
Last Altered: Tuesday, June 05, 2018 13:50:59 Pacific Daylight Time
 Printed: Tuesday, June 05, 2018 13:51:47 Pacific Daylight Time

Name: 180525M1_35, Date: 25-May-2018, Time: 21:09:23, ID: 1800802-14 BPS1-TT-MW308I-20180426 0.25869, Description: BPS1-TT-MW308I-20180426

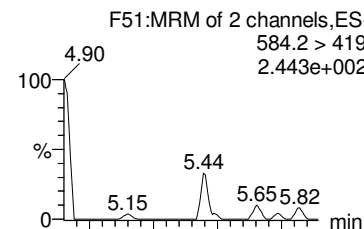
PFDS



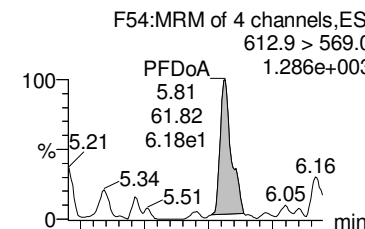
PFUdA



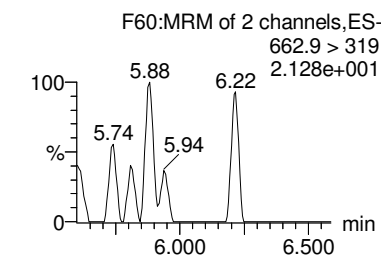
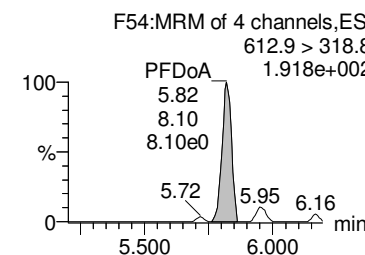
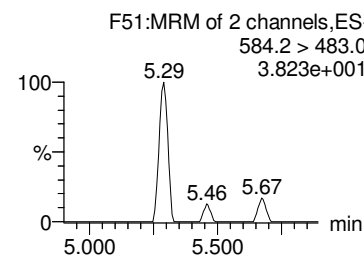
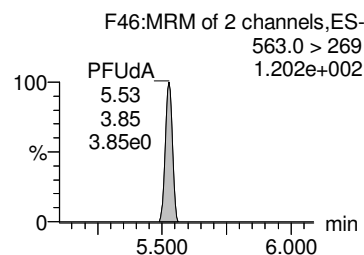
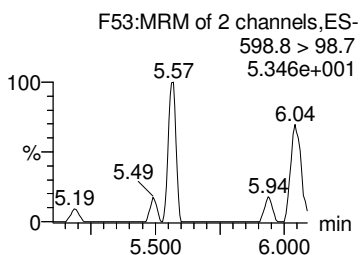
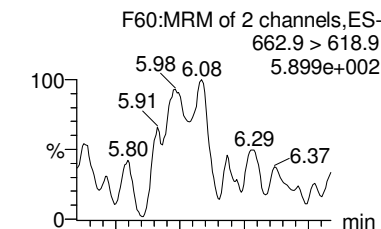
Total N-EtFOSAA



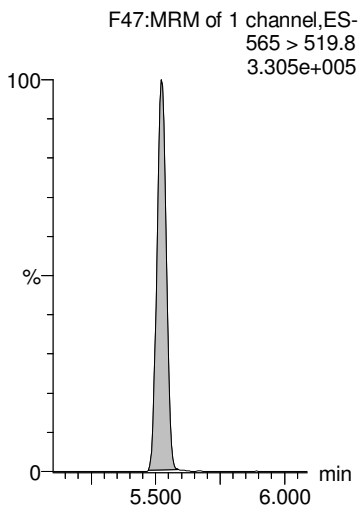
PFDoA



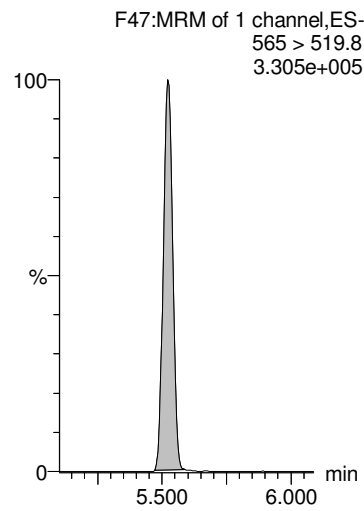
PFTrDA



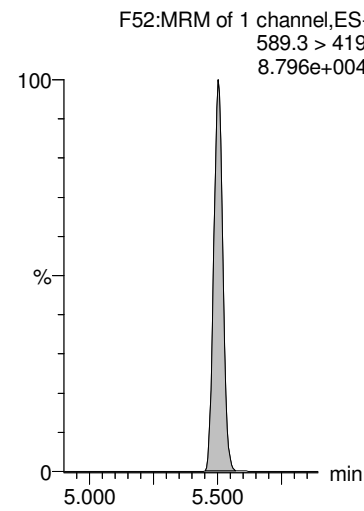
13C2-PFUdA



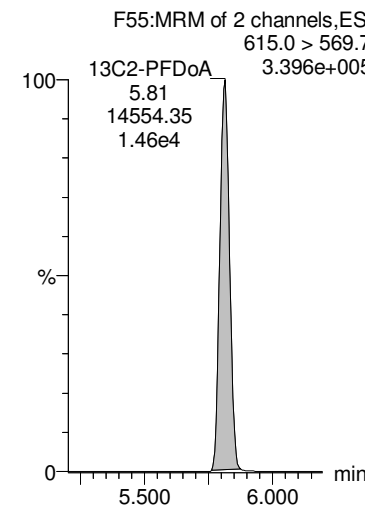
13C2-PFUdA



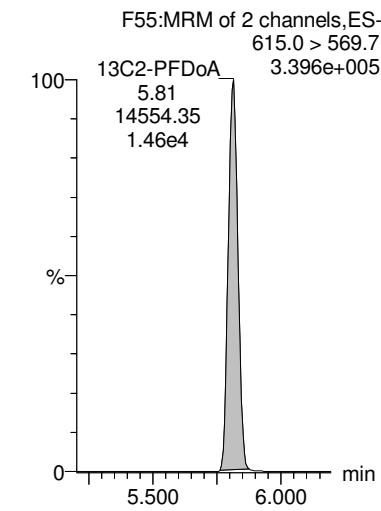
d5-N-EtFOSAA



13C2-PFDoA



13C2-PFDoA

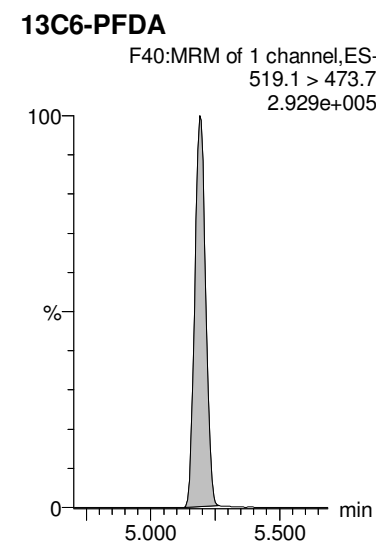
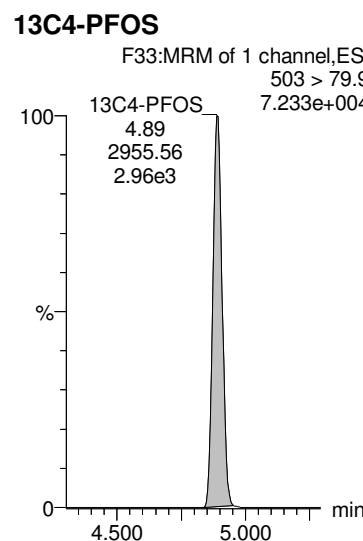
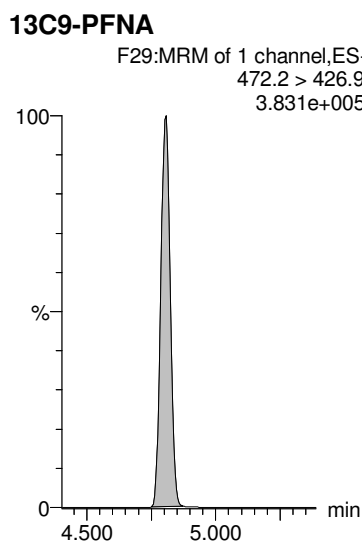
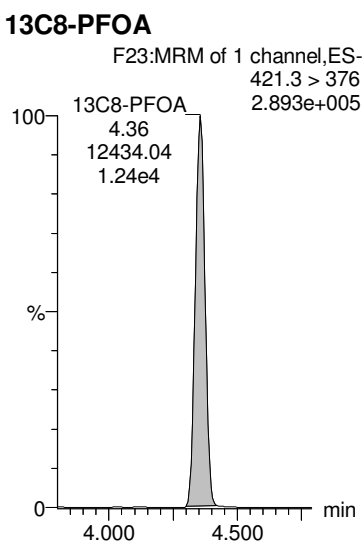
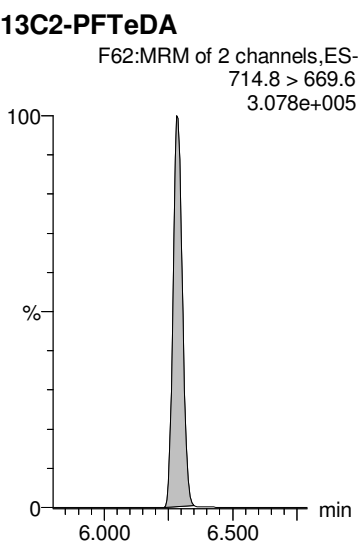
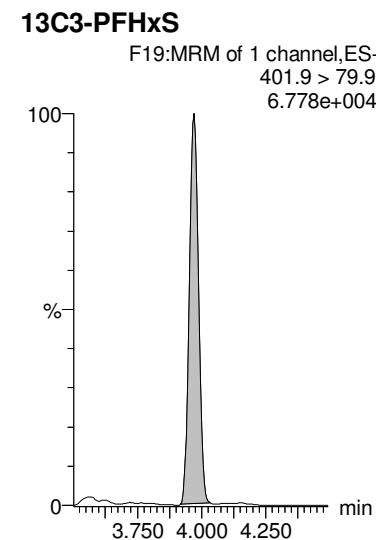
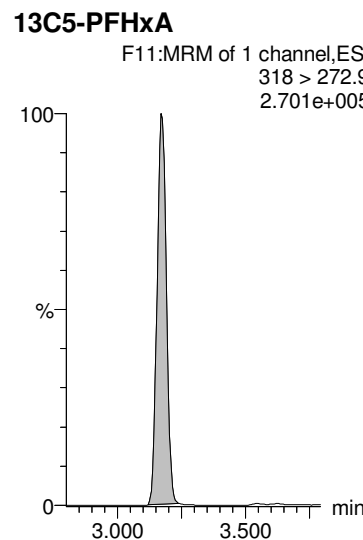
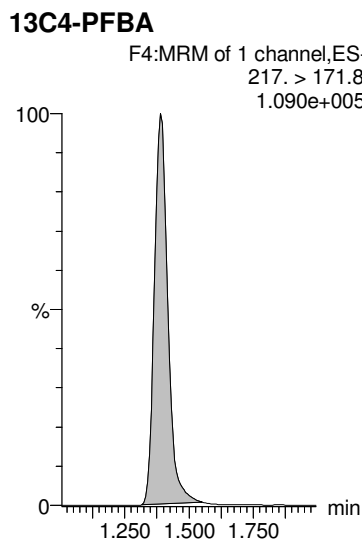
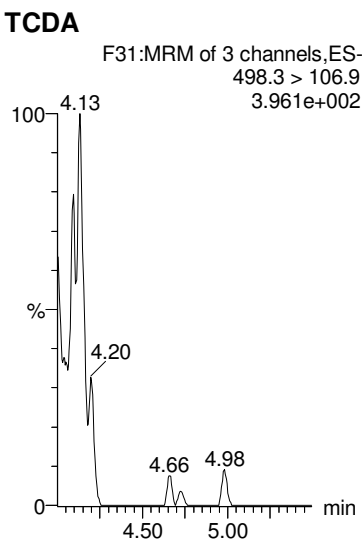
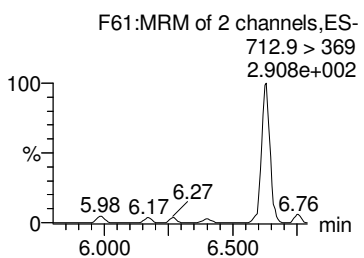
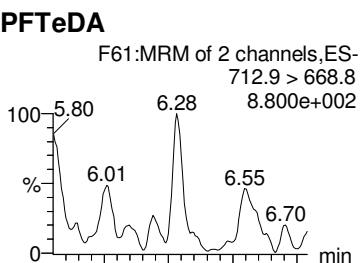


Dataset: Z:\Projects\PFAS.PRO\Results\180525M1\180525M1-35.qld

MM 6/5/2018

Last Altered: Tuesday, June 05, 2018 13:50:59 Pacific Daylight Time
 Printed: Tuesday, June 05, 2018 13:51:47 Pacific Daylight Time

Name: 180525M1_35, Date: 25-May-2018, Time: 21:09:23, ID: 1800802-14 BPS1-TT-MW308I-20180426 0.25869, Description: BPS1-TT-MW308I-20180426



Dataset: Z:\Projects\PFAS.PRO\Results\180525M1\18025M1-35.qld

MM 6/5/2018

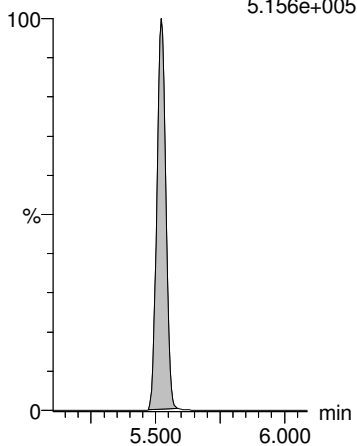
Last Altered: Tuesday, June 05, 2018 13:50:59 Pacific Daylight Time

Printed: Tuesday, June 05, 2018 13:51:47 Pacific Daylight Time

Name: 180525M1_35, Date: 25-May-2018, Time: 21:09:23, ID: 1800802-14 BPS1-TT-MW308I-20180426 0.25869, Description: BPS1-TT-MW308I-20180426

13C7-PFUdA

F49:MRM of 1 channel,ES-
570.1 > 524.8
5.156e+005



Dataset: Z:\Projects\PFAS.PRO\Results\180525M1\180525M1-36.qld

MM 6/5/2018

Last Altered: Tuesday, June 05, 2018 13:55:12 Pacific Daylight Time

Printed: Tuesday, June 05, 2018 13:55:31 Pacific Daylight Time

Method: Z:\Projects\PFAS.PRO\MethDB\PFAS_FULL_80C_052518.mdb 26 May 2018 14:09:10

Calibration: Z:\Projects\PFAS.PRO\CurveDB\C18_VAL-PFAS_Q4_05-25-18.cdb 26 May 2018 15:24:47

Name: 180525M1_36, Date: 25-May-2018, Time: 21:20:46, ID: 1800802-15 BPS1-TT-MW309I-20180426 0.24576, Description: BPS1-TT-MW309I-20180426

	# Name	Trace	Area	IS Area	wt/vol RRF M...	Pred.RT	RT	Response	Conc.	%Rec	Ion Ratio	Ratio Out?
1	1 PFBA	213.0 > 168.8	1723.2	5057.0	0.246	1.40	1.39	4.260	16.065			
2	2 PFPeA	263.1 > 218.9	6900.1	7563.7	0.246	2.37	2.38	11.403	46.696			
3	3 PFBS	299.0 > 79.7	53.7	1163.0	0.246	2.66	2.67	0.578	1.188		2.627	NO
4	5 PFHxA	313.2 > 268.9	6171.7	2690.9	0.246	3.17	3.17	11.468	32.044		375.639	NO
5	7 PFHpA	363.0 > 318.9	3706.1	8451.5	0.246	3.82	3.82	5.481	18.769		39.742	YES
6	8 L-PFHxS	398.9 > 79.6	77.8	957.3	0.246	4.02	3.97	1.016	2.450		1.087	YES
7	10 6:2 FTS	427.1 > 407	27.8	2748.9	0.246	4.30	4.30	0.126	0.313		2.357	NO
8	11 L-PFOA	413 > 368.7	3666.4	12296.5	0.246	4.40	4.36	3.727	15.164		4.684	NO
9	13 PFHpS	449 > 80.0		12296.5	0.246	4.46						
10	14 PFNA	463.0 > 418.8	2374.5	10682.7	0.246	4.81	4.81	2.778	9.220		7.550	YES
11	15 PFOSA	498.2 > 77.9		1796.4	0.246	4.87						
12	16 L-PFOS	499.1 > 79.9	509.1	2395.4	0.246	4.92	4.89	2.656	12.225		2.088	NO
13	18 PFDA	513 > 468.8	374.4	9943.1	0.246	5.19	5.20	0.471	2.054		25.726	YES

Dataset: Z:\Projects\PFAS.PRO\Results\180525M1\180525M1-36.qld

MM 6/5/2018

Last Altered: Tuesday, June 05, 2018 13:55:12 Pacific Daylight Time

Printed: Tuesday, June 05, 2018 13:55:41 Pacific Daylight Time

Method: Z:\Projects\PFAS.PRO\MethDB\PFAS_FULL_80C_052518.mdb 26 May 2018 14:09:10

Calibration: Z:\Projects\PFAS.PRO\CurveDB\C18_VAL-PFAS_Q4_05-25-18.cdb 26 May 2018 15:24:47

Name: 180525M1_36, Date: 25-May-2018, Time: 21:20:46, ID: 1800802-15 BPS1-TT-MW309I-20180426 0.24576, Description: BPS1-TT-MW309I-20180426

	# Name	Trace	Area	IS Area	wt/vol RRF M...	Pred.RT	RT	Response	Conc.	%Rec	Ion Ratio	Ratio Out?
1	19 8:2 FTS	527 > 506.9		2356.3	0.246	5.16						
2	21 L-MeFOSAA	570.1 > 419		2432.6	0.246	5.35						
3	23 L-EtFOSAA	584.2 > 419		2974.2	0.246	5.51						
4	25 PFUdA	563.0 > 518.9		12058.5	0.246	5.52						
5	26 PFDS	598.8 > 80		12058.5	0.246	5.57						
6	27 PFDoA	612.9 > 569.0	133.1	12805.9	0.246	5.81	5.82	0.130	0.102		7.500	NO
7	29 PFTrDA	662.9 > 618.9		12805.9	0.246	6.06						
8	30 PFTeDA	712.9 > 668.8		10525.8	0.246	6.29						

Dataset: Z:\Projects\PFAS.PRO\Results\180525M1\180525M1-36.qld

MM 6/5/2018

Last Altered: Tuesday, June 05, 2018 13:55:12 Pacific Daylight Time

Printed: Tuesday, June 05, 2018 13:55:50 Pacific Daylight Time

Method: Z:\Projects\PFAS.PRO\MethDB\PFAS_FULL_80C_052518.mdb 26 May 2018 14:09:10

Calibration: Z:\Projects\PFAS.PRO\CurveDB\C18_VAL-PFAS_Q4_05-25-18.cdb 26 May 2018 15:24:47

Name: 180525M1_36, Date: 25-May-2018, Time: 21:20:46, ID: 1800802-15 BPS1-TT-MW309I-20180426 0.24576, Description: BPS1-TT-MW309I-20180426

	# Name	Trace	Area	IS Area	wt/vol	RRF M...	Pred.RT	RT	Response	Conc.	%Rec	Ion Ratio	Ratio Out?
1	36	13C3-PFBA	216.1 > 171.8	5057.0	6053.7	0.246	0.874	1.38	1.39	10.442	48.599	95.6	
2	37	13C3-PFPeA	266. > 221.8	7563.7	9942.1	0.246	0.834	2.37	2.37	9.510	46.379	91.2	
3	38	13C3-PFBS	302. > 98.8	1163.0	9942.1	0.246	0.101	2.65	2.66	1.462	59.100	116.2	
4	40	13C2-PFHxA	315 > 269.8	2690.9	9942.1	0.246	0.731	3.17	3.17	3.383	18.830	92.6	
5	41	13C4-PFHpA	367.2 > 321.8	8451.5	9942.1	0.246	0.820	3.81	3.82	10.626	52.739	103.7	
6	42	18O2-PFHxS	403.0 > 102.6	957.3	2532.6	0.246	0.429	3.97	3.97	4.725	44.783	88.0	
7	43	13C2-6:2 FTS	429.1 > 408.9	2748.9	11732.3	0.246	0.235	4.30	4.30	2.929	50.690	99.7	
8	44	13C2-PFOA	414.9 > 369.7	12296.5	11732.3	0.246	1.222	4.35	4.36	13.101	43.611	85.7	
9	45	13C5-PFNA	468.2 > 422.9	10682.7	13386.5	0.246	0.950	4.81	4.81	9.975	42.719	84.0	
10	46	13C8-PFOSA	506.1 > 77.7	1796.4	16929.7	0.246	0.190	4.87	4.87	1.326	28.444	55.9	
11	47	13C8-PFOS	507.0 > 79.9	2395.4	2720.2	0.246	1.018	4.89	4.89	11.007	44.014	86.5	
12	48	13C2-PFDA	515.1 > 469.9	9943.1	15293.0	0.246	1.175	5.19	5.20	8.127	28.135	55.3	
13	49	13C2-8:2 FTS	529.1 > 508.7	2356.3	9942.1	0.246	0.245	5.16	5.16	2.963	49.133	96.6	
14	50	d3-N-MeFOSAA	573.3 > 419	2432.6	16929.7	0.246	0.202	5.34	5.34	1.796	36.260	71.3	
15	51	d5-N-EtFOSAA	589.3 > 419	2974.2	16929.7	0.246	0.242	5.50	5.50	2.196	36.876	72.5	
16	52	13C2-PFUdA	565 > 519.8	12058.5	16929.7	0.246	1.062	5.52	5.52	8.903	34.126	67.1	
17	53	13C2-PFDoA	615.0 > 569.7	12805.9	15293.0	0.246	1.048	5.81	5.81	10.467	40.658	79.9	
18	55	13C2-PFTeDA	714.8 > 669.6	10525.8	16929.7	0.246	0.871	6.29	6.29	7.772	36.304	71.4	
19	60	13C4-PFBA	217. > 171.8	6053.7	6053.7	0.246	1.000	1.38	1.39	12.500	50.863	100.0	
20	61	13C5-PFHxA	318 > 272.9	9942.1	9942.1	0.246	1.000	3.17	3.17	12.500	50.863	100.0	
21	62	13C3-PFHxS	401.9 > 79.9	2532.6	2532.6	0.246	1.000	3.97	3.97	12.500	50.863	100.0	
22	63	13C8-PFOA	421.3 > 376	11732.3	11732.3	0.246	1.000	4.35	4.36	12.500	50.863	100.0	
23	64	13C9-PFNA	472.2 > 426.9	13386.5	13386.5	0.246	1.000	4.80	4.80	12.500	50.863	100.0	
24	65	13C4-PFOS	503 > 79.9	2720.2	2720.2	0.246	1.000	4.89	4.89	12.500	50.863	100.0	
25	66	13C6-PFDA	519.1 > 473.7	15293.0	15293.0	0.246	1.000	5.19	5.19	12.500	50.863	100.0	
26	67	13C7-PFUdA	570.1 > 524.8	16929.7	16929.7	0.246	1.000	5.52	5.52	12.500	50.863	100.0	
27	68	Total PFHxS	398.9 > 79.6	77.8	957.3	0.246		4.05		1.016	2.450		
28	69	Total PFOA	413 > 368.7	3915.7	12296.5	0.246		4.30		3.981	16.181		
29	70	Total PFOS	499.1 > 79.9	509.1	2395.4	0.246		4.90		2.656	12.225		
30	71	Total N-MeFOSAA	570.1 > 419	0.0	2432.6	0.246		5.55		0.000			
31	72	Total N-EtFOSAA	584.2 > 419	0.0	2974.2	0.246		5.70		0.000			

Dataset: Z:\Projects\PFAS.PRO\Results\180525M1\180525M1-36.qld

MM 6/5/2018

Last Altered: Tuesday, June 05, 2018 13:55:12 Pacific Daylight Time

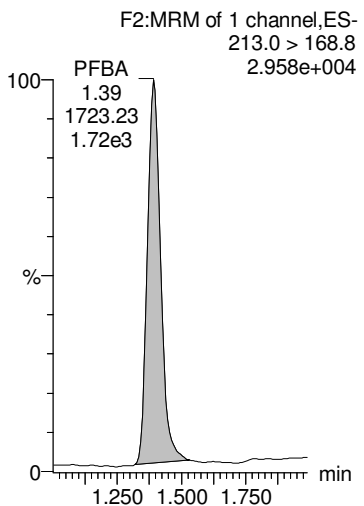
Printed: Tuesday, June 05, 2018 13:55:50 Pacific Daylight Time

Method: Z:\Projects\PFAS.PRO\MethDB\PFAS_FULL_80C_052518.mdb 26 May 2018 14:09:10

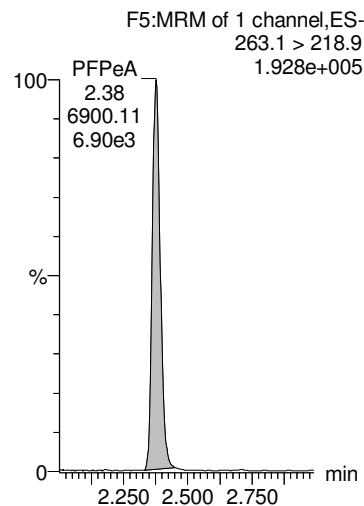
Calibration: Z:\Projects\PFAS.PRO\CurveDB\C18_VAL-PFAS_Q4_05-25-18.cdb 26 May 2018 15:24:47

Name: 180525M1_36, Date: 25-May-2018, Time: 21:20:46, ID: 1800802-15 BPS1-TT-MW309I-20180426 0.24576, Description: BPS1-TT-MW309I-20180426

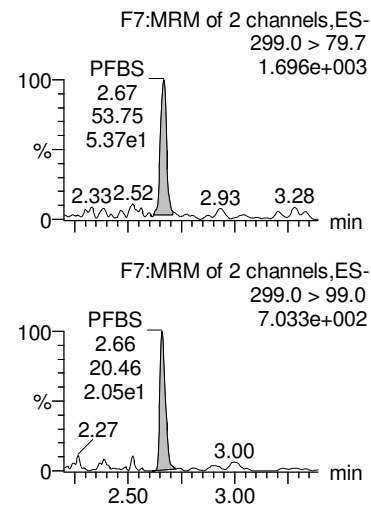
PFBA



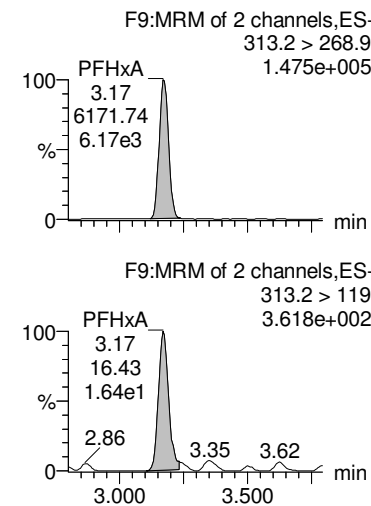
PFPeA



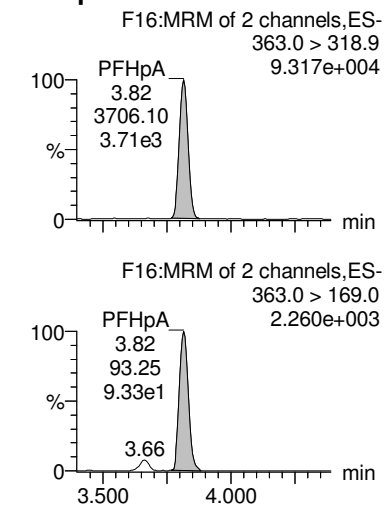
PFBS



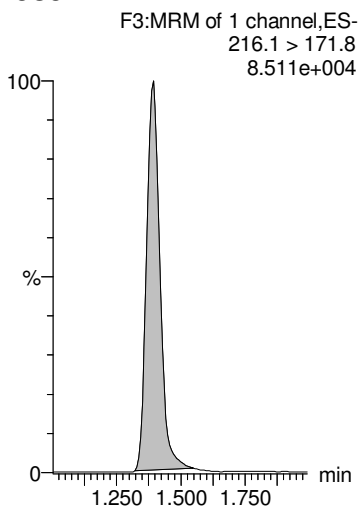
PFHxA



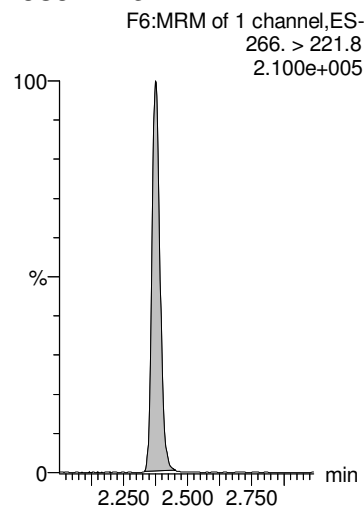
PFHpA



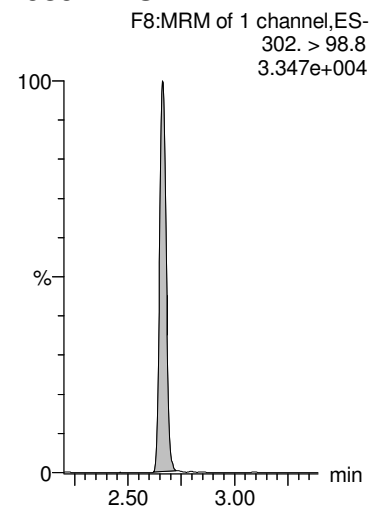
13C3-PFBA



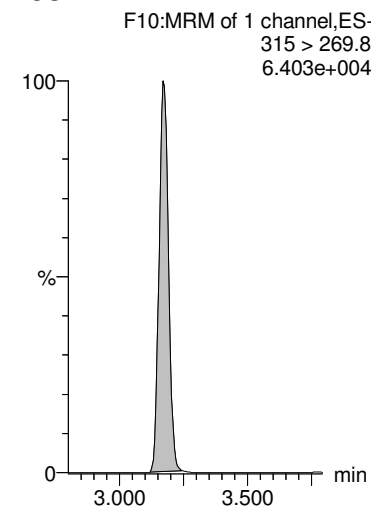
13C3-PFPeA



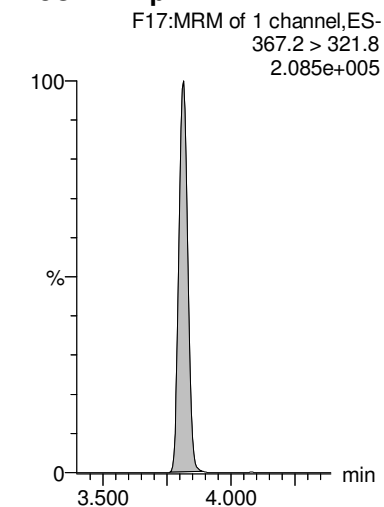
13C3-PFBS



13C2-PFHxA



13C4-PFHpA

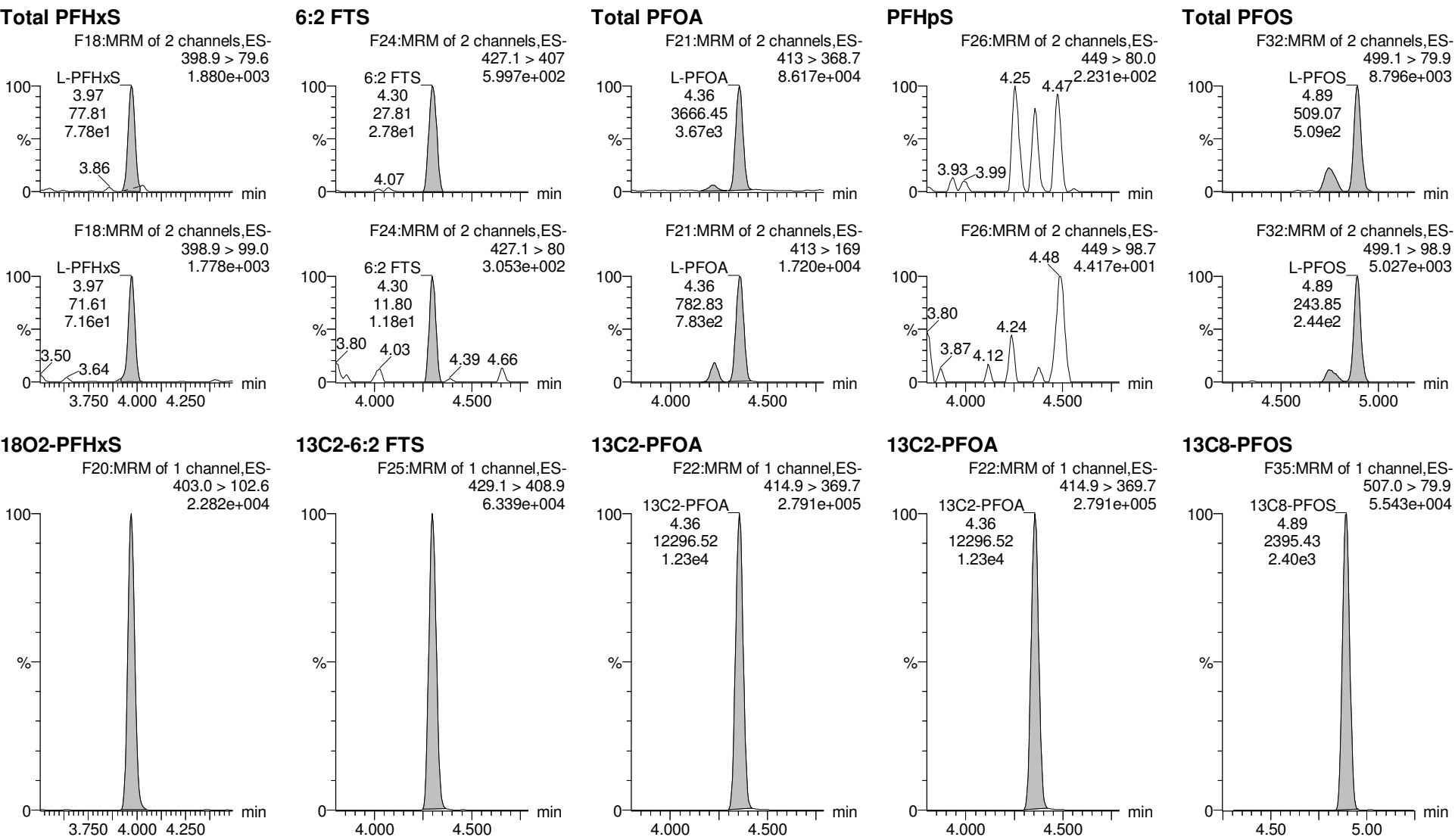


Dataset: Z:\Projects\PFAS.PRO\Results\180525M1\180525M1-36.qld

MM 6/5/2018

Last Altered: Tuesday, June 05, 2018 13:55:12 Pacific Daylight Time
 Printed: Tuesday, June 05, 2018 13:55:50 Pacific Daylight Time

Name: 180525M1_36, Date: 25-May-2018, Time: 21:20:46, ID: 1800802-15 BPS1-TT-MW309I-20180426 0.24576, Description: BPS1-TT-MW309I-20180426



Dataset: Z:\Projects\PFAS.PRO\Results\180525M1\180525M1-36.qld

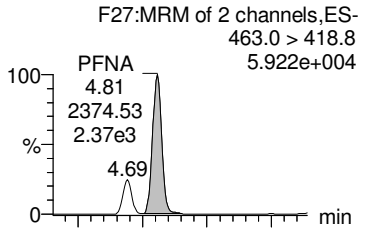
MM 6/5/2018

Last Altered: Tuesday, June 05, 2018 13:55:12 Pacific Daylight Time

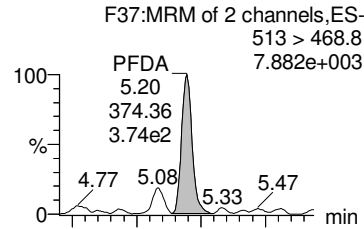
Printed: Tuesday, June 05, 2018 13:55:50 Pacific Daylight Time

Name: 180525M1_36, Date: 25-May-2018, Time: 21:20:46, ID: 1800802-15 BPS1-TT-MW309I-20180426 0.24576, Description: BPS1-TT-MW309I-20180426

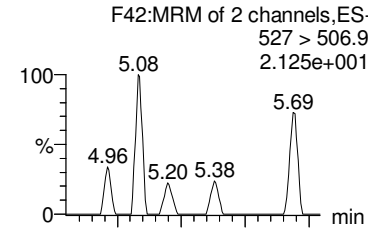
PFNA



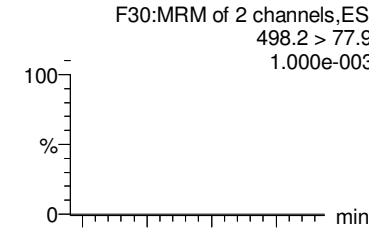
PFDA



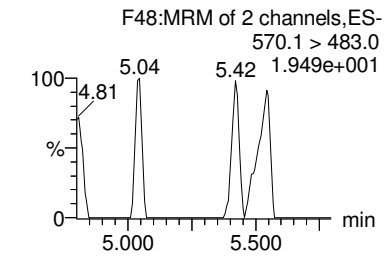
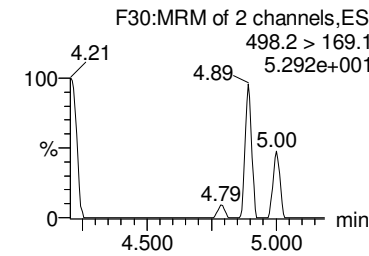
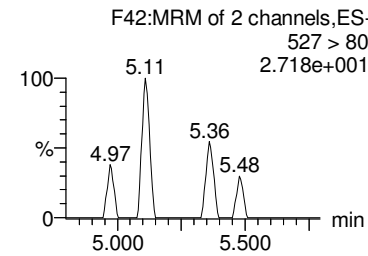
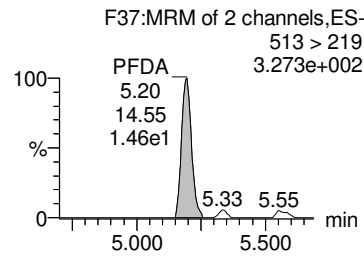
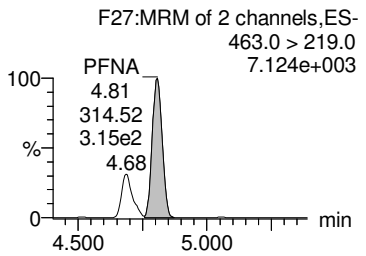
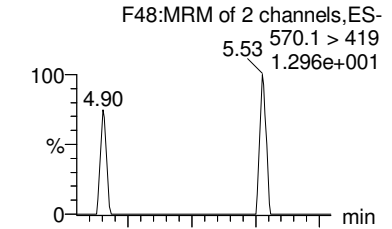
8:2 FTS



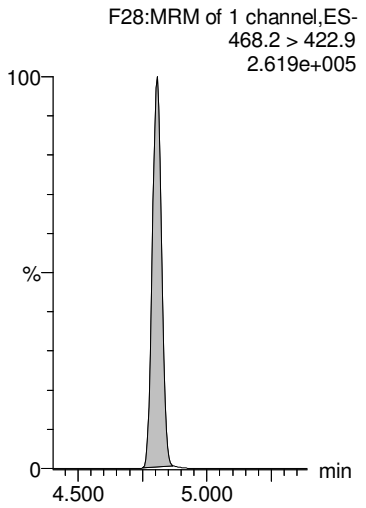
PFOSA



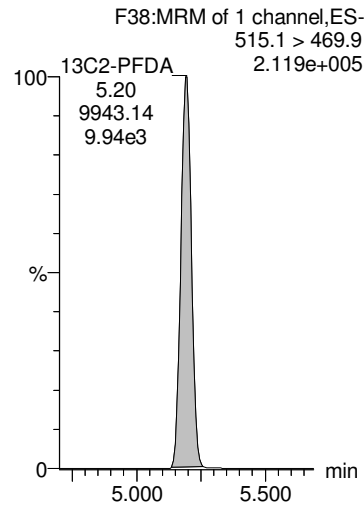
Total N-MeFOSAA



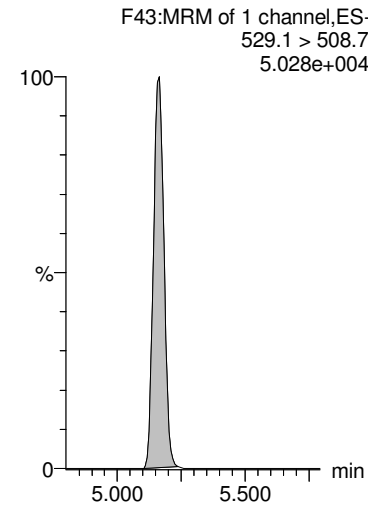
13C5-PFNA



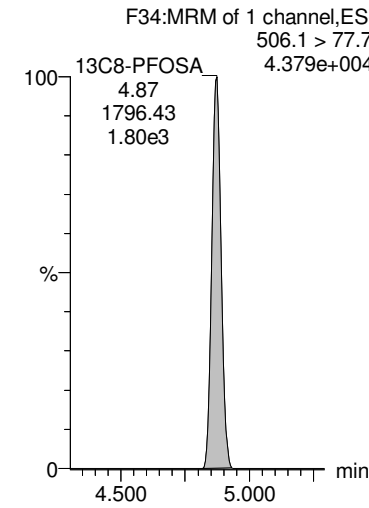
13C2-PFDA



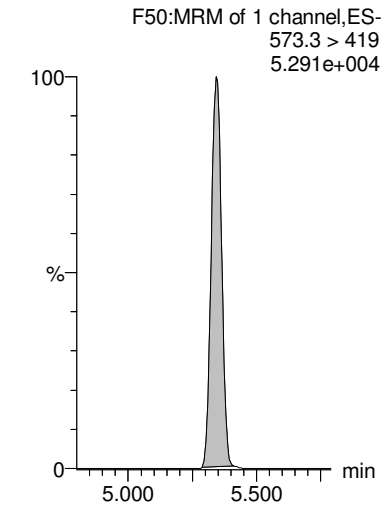
13C2-8:2 FTS



13C8-PFOSA



d3-N-MeFOSAA



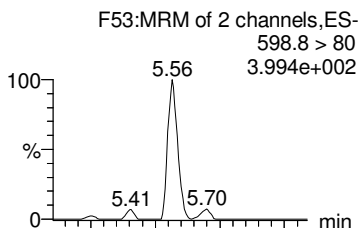
Dataset: Z:\Projects\PFAS.PRO\Results\180525M1\180525M1-36.qld

MM 6/5/2018

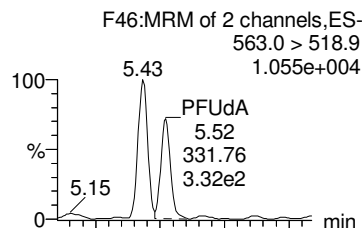
Last Altered: Tuesday, June 05, 2018 13:55:12 Pacific Daylight Time
Printed: Tuesday, June 05, 2018 13:55:50 Pacific Daylight Time

Name: 180525M1_36, Date: 25-May-2018, Time: 21:20:46, ID: 1800802-15 BPS1-TT-MW309I-20180426 0.24576, Description: BPS1-TT-MW309I-20180426

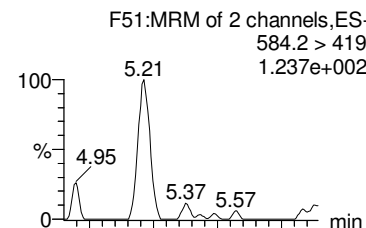
PFDS



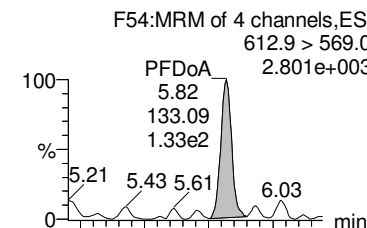
PFUdA



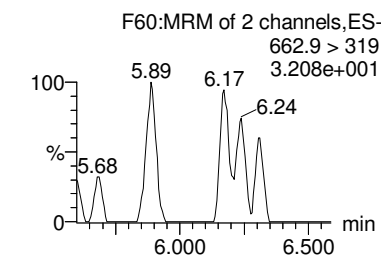
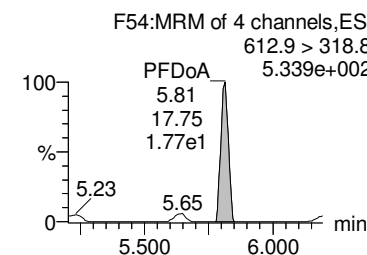
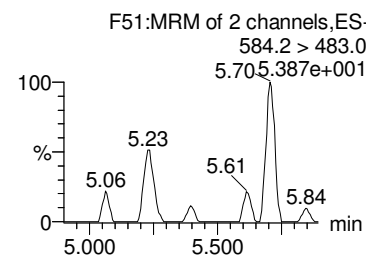
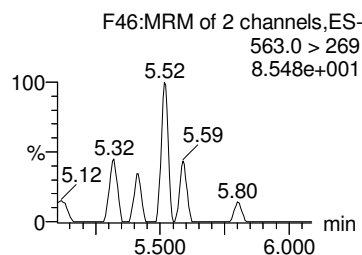
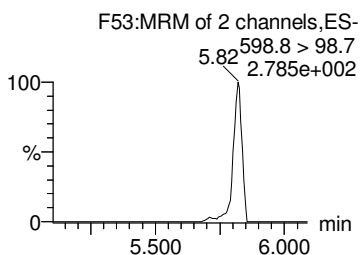
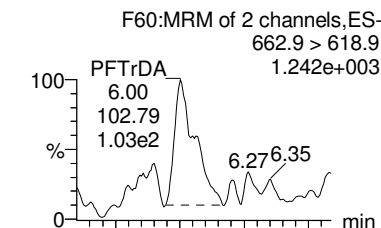
Total N-EtFOSAA



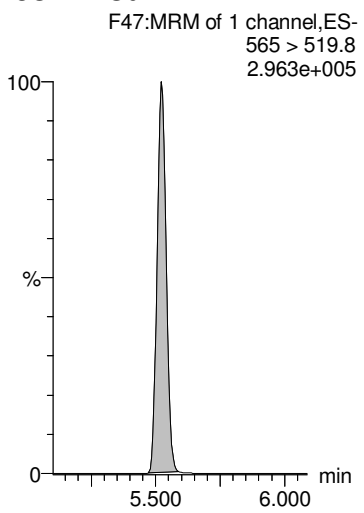
PFDaA



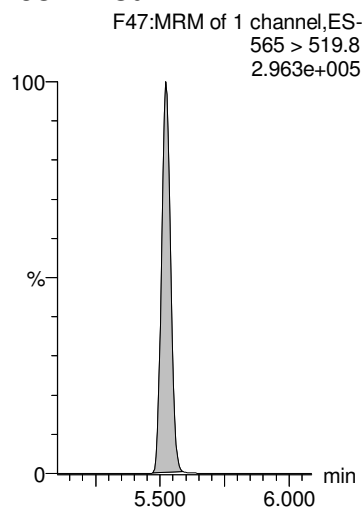
PFTrDA



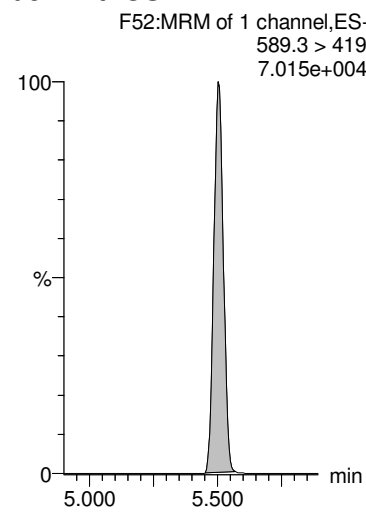
13C2-PFUdA



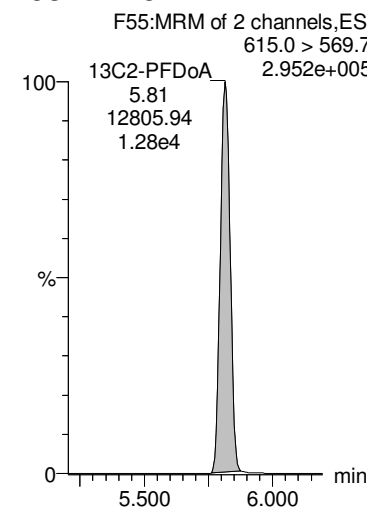
13C2-PFUdA



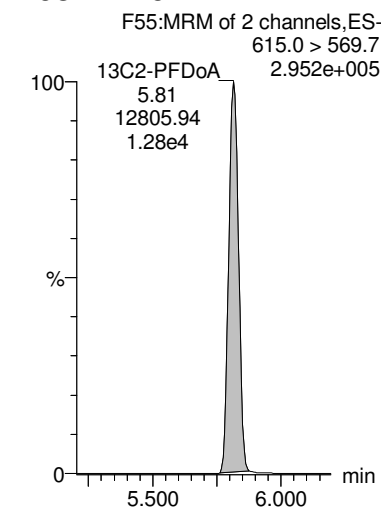
d5-N-EtFOSAA



13C2-PFDaA



13C2-PFDaA

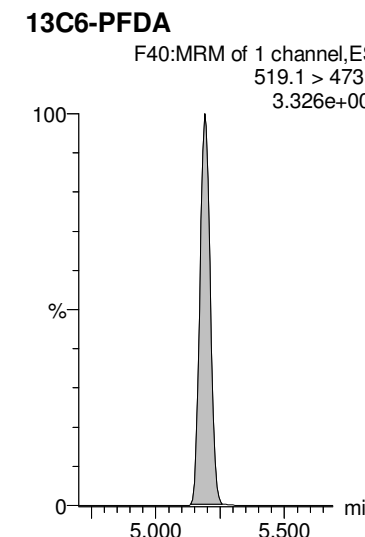
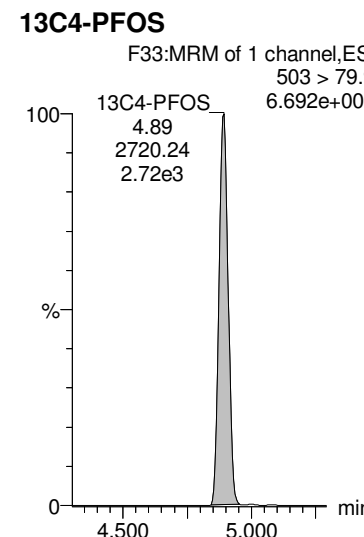
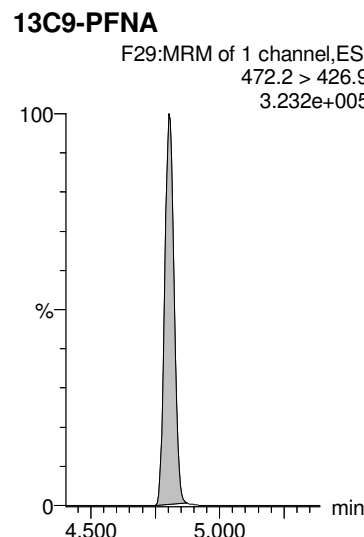
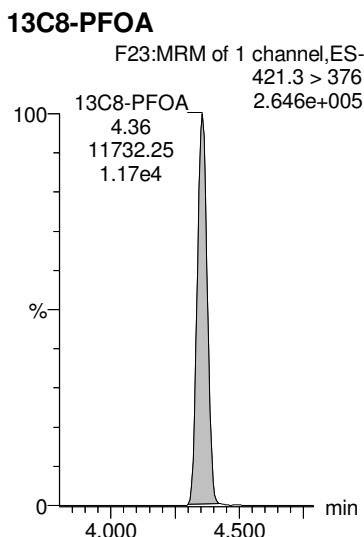
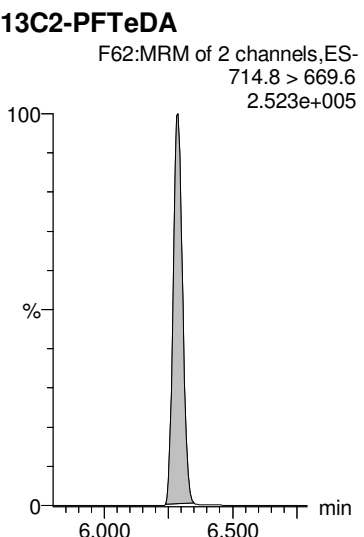
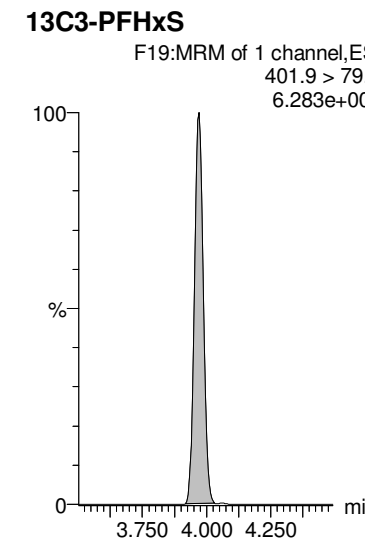
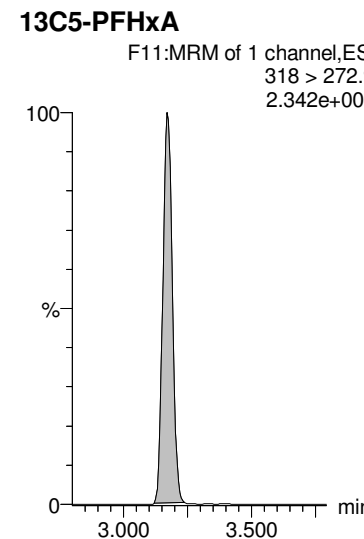
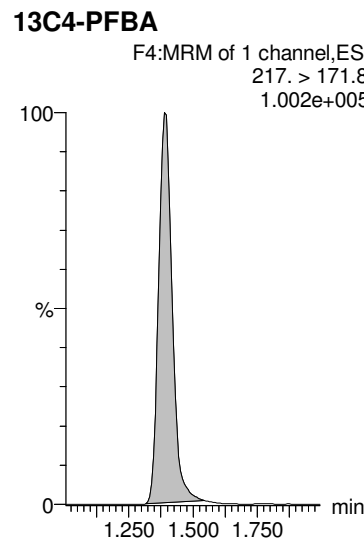
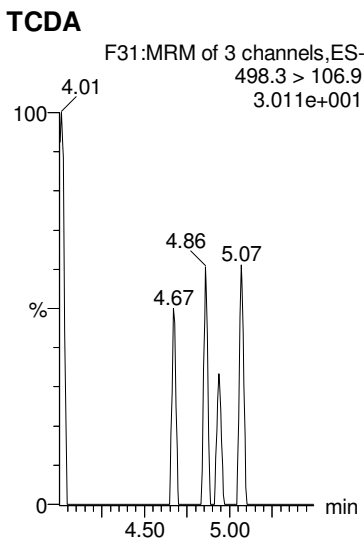
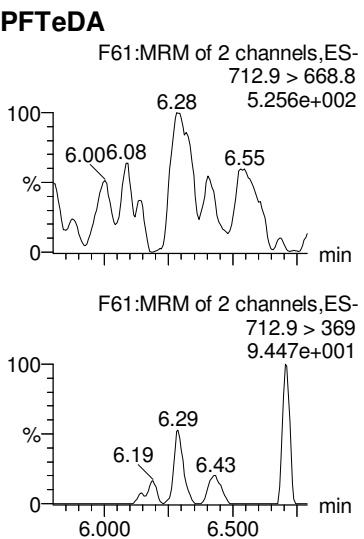


Dataset: Z:\Projects\PFAS.PRO\Results\180525M1\180525M1-36.qld

MM 6/5/2018

Last Altered: Tuesday, June 05, 2018 13:55:12 Pacific Daylight Time
 Printed: Tuesday, June 05, 2018 13:55:50 Pacific Daylight Time

Name: 180525M1_36, Date: 25-May-2018, Time: 21:20:46, ID: 1800802-15 BPS1-TT-MW309I-20180426 0.24576, Description: BPS1-TT-MW309I-20180426



Dataset: Z:\Projects\PFAS.PRO\Results\180525M1\18025M1-36.qld

MM 6/5/2018

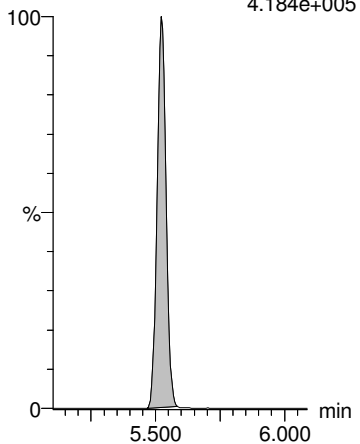
Last Altered: Tuesday, June 05, 2018 13:55:12 Pacific Daylight Time

Printed: Tuesday, June 05, 2018 13:55:50 Pacific Daylight Time

Name: 180525M1_36, Date: 25-May-2018, Time: 21:20:46, ID: 1800802-15 BPS1-TT-MW309I-20180426 0.24576, Description: BPS1-TT-MW309I-20180426

13C7-PFUdA

F49:MRM of 1 channel,ES-
570.1 > 524.8
4.184e+005



Dataset: Z:\Projects\PFAS.PRO\Results\180525M1\180525M1-37.qld

MM 6/5/2018

Last Altered: Tuesday, June 05, 2018 13:59:34 Pacific Daylight Time

Printed: Tuesday, June 05, 2018 14:00:14 Pacific Daylight Time

Method: Z:\Projects\PFAS.PRO\MethDB\PFAS_FULL_80C_052518.mdb 26 May 2018 14:09:10

Calibration: Z:\Projects\PFAS.PRO\CurveDB\C18_VAL-PFAS_Q4_05-25-18.cdb 26 May 2018 15:24:47

Name: 180525M1_37, Date: 25-May-2018, Time: 21:32:09, ID: 1800802-16 BPS1-DUP03-20180426 0.249, Description: BPS1-DUP03-20180426

	# Name	Trace	Area	IS Area	wt/vol RRF M...	Pred.RT	RT	Response	Conc.	%Rec	Ion Ratio	Ratio Out?
1	1 PFBA	213.0 > 168.8	306.9	5557.9	0.249	1.39	1.39	0.690	2.561			
2	2 PFPeA	263.1 > 218.9	1042.9	8412.6	0.249	2.37	2.37	1.550	6.156			
3	3 PFBS	299.0 > 79.7	6.4	1303.3	0.249	2.66	2.66	0.062	0.098		3.418	YES
4	5 PFHxA	313.2 > 268.9		2959.2	0.249	3.17						
5	7 PFHpA	363.0 > 318.9	812.5	8995.7	0.249	3.82	3.82	1.129	3.627		27.682	NO
6	8 L-PFHxS	398.9 > 79.6		1090.5	0.249	4.02						
7	10 6:2 FTS	427.1 > 407	10.9	2782.1	0.249	4.30	4.29	0.049	0.009		2.076	YES
8	11 L-PFOA	413 > 368.7	2266.3	13115.1	0.249	4.40	4.36	2.160	8.663		5.342	NO
9	13 PFHpS	449 > 80.0		13115.1	0.249	4.46						
10	14 PFNA	463.0 > 418.8	725.7	11626.1	0.249	4.81	4.81	0.780	2.474		6.460	NO
11	15 PFOSA	498.2 > 77.9		1715.2	0.249	4.87						
12	16 L-PFOS	499.1 > 79.9	316.6	2655.8	0.249	4.92	4.89	1.490	6.749		2.339	NO
13	18 PFDA	513 > 468.8	971.2	12074.9	0.249	5.19	5.19	1.005	4.128		7.767	NO

Dataset: Z:\Projects\PFAS.PRO\Results\180525M1\180525M1-37.qld

MM 6/5/2018

Last Altered: Tuesday, June 05, 2018 13:59:34 Pacific Daylight Time

Printed: Tuesday, June 05, 2018 14:00:24 Pacific Daylight Time

Method: Z:\Projects\PFAS.PRO\MethDB\PFAS_FULL_80C_052518.mdb 26 May 2018 14:09:10

Calibration: Z:\Projects\PFAS.PRO\CurveDB\C18_VAL-PFAS_Q4_05-25-18.cdb 26 May 2018 15:24:47

Name: 180525M1_37, Date: 25-May-2018, Time: 21:32:09, ID: 1800802-16 BPS1-DUP03-20180426 0.249, Description: BPS1-DUP03-20180426

	# Name	Trace	Area	IS Area	wt/vol RRF M...	Pred.RT	RT	Response	Conc.	%Rec	Ion Ratio	Ratio Out?
1	19 8:2 FTS	527 > 506.9		2687.4	0.249	5.16						
2	21 L-MeFOSAA	570.1 > 419		2686.0	0.249	5.35						
3	23 L-EtFOSAA	584.2 > 419		3513.4	0.249	5.51						
4	25 PFUdA	563.0 > 518.9	291.2	11265.3	0.249	5.52	5.52	0.323	1.299		14.916	NO
5	26 PFDS	598.8 > 80		11265.3	0.249	5.57						
6	27 PFDoA	612.9 > 569.0		11066.6	0.249	5.81						
7	29 PFTrDA	662.9 > 618.9		11066.6	0.249	6.06						
8	30 PFTeDA	712.9 > 668.8		11896.6	0.249	6.29						

Dataset: Z:\Projects\PFAS.PRO\Results\180525M1\180525M1-37.qld

MM 6/5/2018

Last Altered: Tuesday, June 05, 2018 13:59:34 Pacific Daylight Time

Printed: Tuesday, June 05, 2018 14:00:37 Pacific Daylight Time

Method: Z:\Projects\PFAS.PRO\MethDB\PFAS_FULL_80C_052518.mdb 26 May 2018 14:09:10

Calibration: Z:\Projects\PFAS.PRO\CurveDB\C18_VAL-PFAS_Q4_05-25-18.cdb 26 May 2018 15:24:47

Name: 180525M1_37, Date: 25-May-2018, Time: 21:32:09, ID: 1800802-16 BPS1-DUP03-20180426 0.249, Description: BPS1-DUP03-20180426

	# Name	Trace	Area	IS Area	wt/vol	RRF M...	Pred.RT	RT	Response	Conc.	%Rec	Ion Ratio	Ratio Out?
1	36	13C3-PFBA	216.1 > 171.8	5557.9	6866.3	0.249	0.874	1.38	1.39	10.118	46.479	92.6	
2	37	13C3-PFPeA	266. > 221.8	8412.6	11352.0	0.249	0.834	2.37	2.37	9.263	44.590	88.8	
3	38	13C3-PFBS	302. > 98.8	1303.3	11352.0	0.249	0.101	2.65	2.66	1.435	57.248	114.0	
4	40	13C2-PFHxA	315 > 269.8	2959.2	11352.0	0.249	0.731	3.17	3.17	3.258	17.899	89.1	
5	41	13C4-PFHpA	367.2 > 321.8	8995.7	11352.0	0.249	0.820	3.81	3.82	9.905	48.523	96.7	
6	42	18O2-PFHxS	403.0 > 102.6	1090.5	2566.3	0.249	0.429	3.97	3.97	5.312	49.691	99.0	
7	43	13C2-6:2 FTS	429.1 > 408.9	2782.1	12478.6	0.249	0.235	4.30	4.30	2.787	47.605	94.8	
8	44	13C2-PFOA	414.9 > 369.7	13115.1	12478.6	0.249	1.222	4.35	4.36	13.138	43.163	86.0	
9	45	13C5-PFNA	468.2 > 422.9	11626.1	16154.4	0.249	0.950	4.81	4.80	8.996	38.025	75.7	
10	46	13C8-PFOSA	506.1 > 77.7	1715.2	17311.2	0.249	0.190	4.87	4.87	1.239	26.214	52.2	
11	47	13C8-PFOS	507.0 > 79.9	2655.8	2892.4	0.249	1.018	4.89	4.89	11.478	45.297	90.2	
12	48	13C2-PFDA	515.1 > 469.9	12074.9	15736.2	0.249	1.175	5.19	5.19	9.592	32.773	65.3	
13	49	13C2-8:2 FTS	529.1 > 508.7	2687.4	11352.0	0.249	0.245	5.16	5.16	2.959	48.439	96.5	
14	50	d3-N-MeFOSAA	573.3 > 419	2686.0	17311.2	0.249	0.202	5.34	5.34	1.940	38.646	77.0	
15	51	d5-N-EtFOSAA	589.3 > 419	3513.4	17311.2	0.249	0.242	5.50	5.50	2.537	42.048	83.8	
16	52	13C2-PFUdA	565 > 519.8	11265.3	17311.2	0.249	1.062	5.52	5.52	8.134	30.772	61.3	
17	53	13C2-PFDoA	615.0 > 569.7	11066.6	15736.2	0.249	1.048	5.81	5.81	8.791	33.702	67.1	
18	55	13C2-PFTeDA	714.8 > 669.6	11896.6	17311.2	0.249	0.871	6.29	6.29	8.590	39.606	78.9	
19	60	13C4-PFBA	217. > 171.8	6866.3	6866.3	0.249	1.000	1.38	1.39	12.500	50.201	100.0	
20	61	13C5-PFHxA	318 > 272.9	11352.0	11352.0	0.249	1.000	3.17	3.17	12.500	50.201	100.0	
21	62	13C3-PFHxS	401.9 > 79.9	2566.3	2566.3	0.249	1.000	3.97	3.97	12.500	50.201	100.0	
22	63	13C8-PFOA	421.3 > 376	12478.6	12478.6	0.249	1.000	4.35	4.36	12.500	50.201	100.0	
23	64	13C9-PFNA	472.2 > 426.9	16154.4	16154.4	0.249	1.000	4.80	4.81	12.500	50.201	100.0	
24	65	13C4-PFOS	503 > 79.9	2892.4	2892.4	0.249	1.000	4.89	4.89	12.500	50.201	100.0	
25	66	13C6-PFDA	519.1 > 473.7	15736.2	15736.2	0.249	1.000	5.19	5.19	12.500	50.201	100.0	
26	67	13C7-PFUdA	570.1 > 524.8	17311.2	17311.2	0.249	1.000	5.52	5.52	12.500	50.201	100.0	
27	68	Total PFHxS	398.9 > 79.6	0.0	1090.5	0.249		4.05		0.000			
28	69	Total PFOA	413 > 368.7	2395.6	13115.1	0.249		4.30		2.283	9.144		
29	70	Total PFOS	499.1 > 79.9	316.6	2655.8	0.249		4.90		1.490	6.749		
30	71	Total N-MeFOSAA	570.1 > 419	0.0	2686.0	0.249		5.55		0.000			
31	72	Total N-EtFOSAA	584.2 > 419	0.0	3513.4	0.249		5.70		0.000			

Dataset: Z:\Projects\PFAS.PRO\Results\180525M1\180525M1-37.qld

MM 6/5/2018

Last Altered: Tuesday, June 05, 2018 13:59:34 Pacific Daylight Time

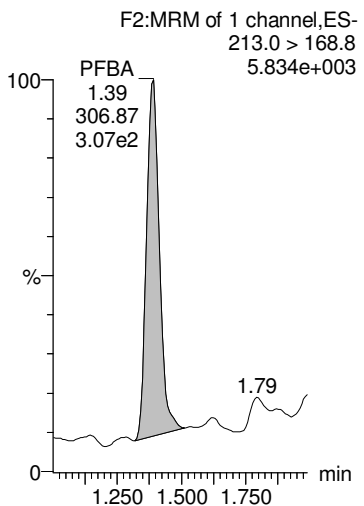
Printed: Tuesday, June 05, 2018 14:00:37 Pacific Daylight Time

Method: Z:\Projects\PFAS.PRO\MethDB\PFAS_FULL_80C_052518.mdb 26 May 2018 14:09:10

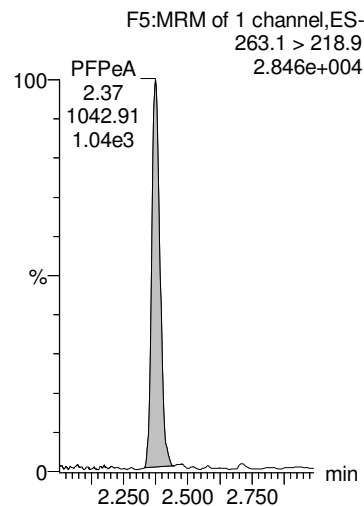
Calibration: Z:\Projects\PFAS.PRO\CurveDB\C18_VAL-PFAS_Q4_05-25-18.cdb 26 May 2018 15:24:47

Name: 180525M1_37, Date: 25-May-2018, Time: 21:32:09, ID: 1800802-16 BPS1-DUP03-20180426 0.249, Description: BPS1-DUP03-20180426

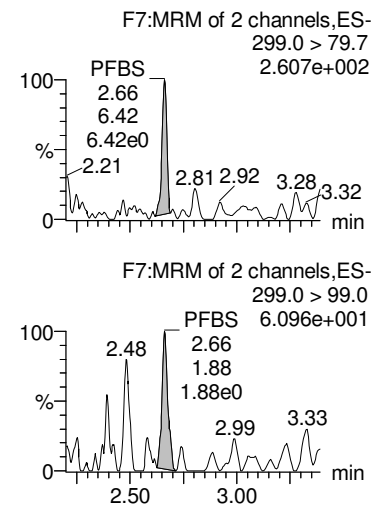
PFBA



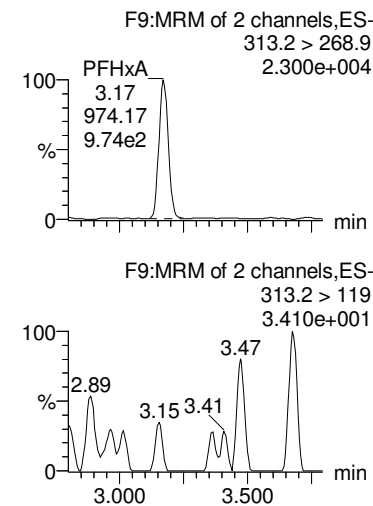
PFPeA



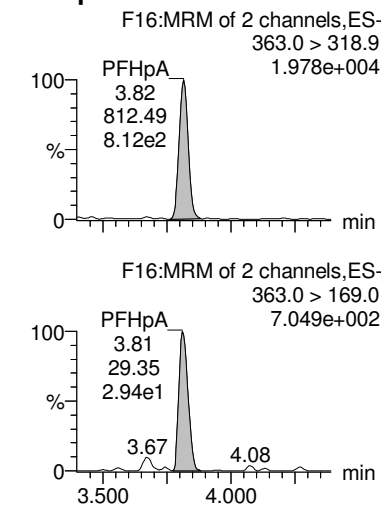
PFBS



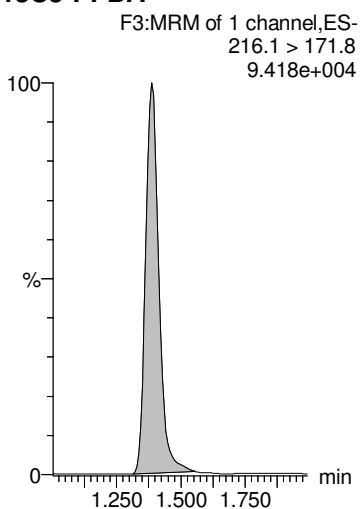
PFHxA



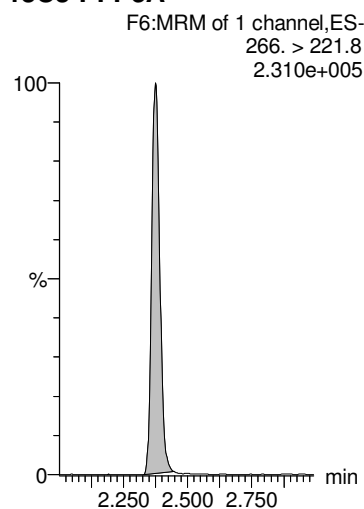
PFHpA



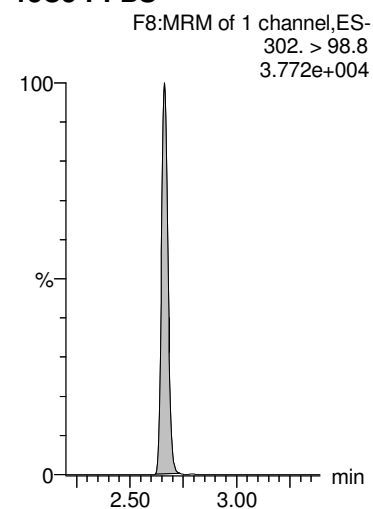
13C3-PFBA



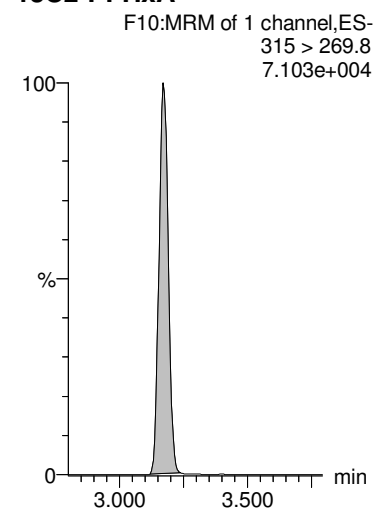
13C3-PFPeA



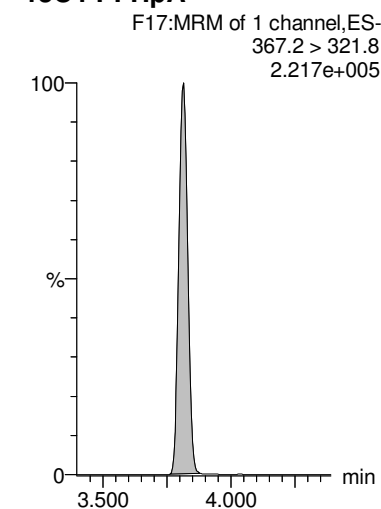
13C3-PFBS



13C2-PFHxA



13C4-PFHpA

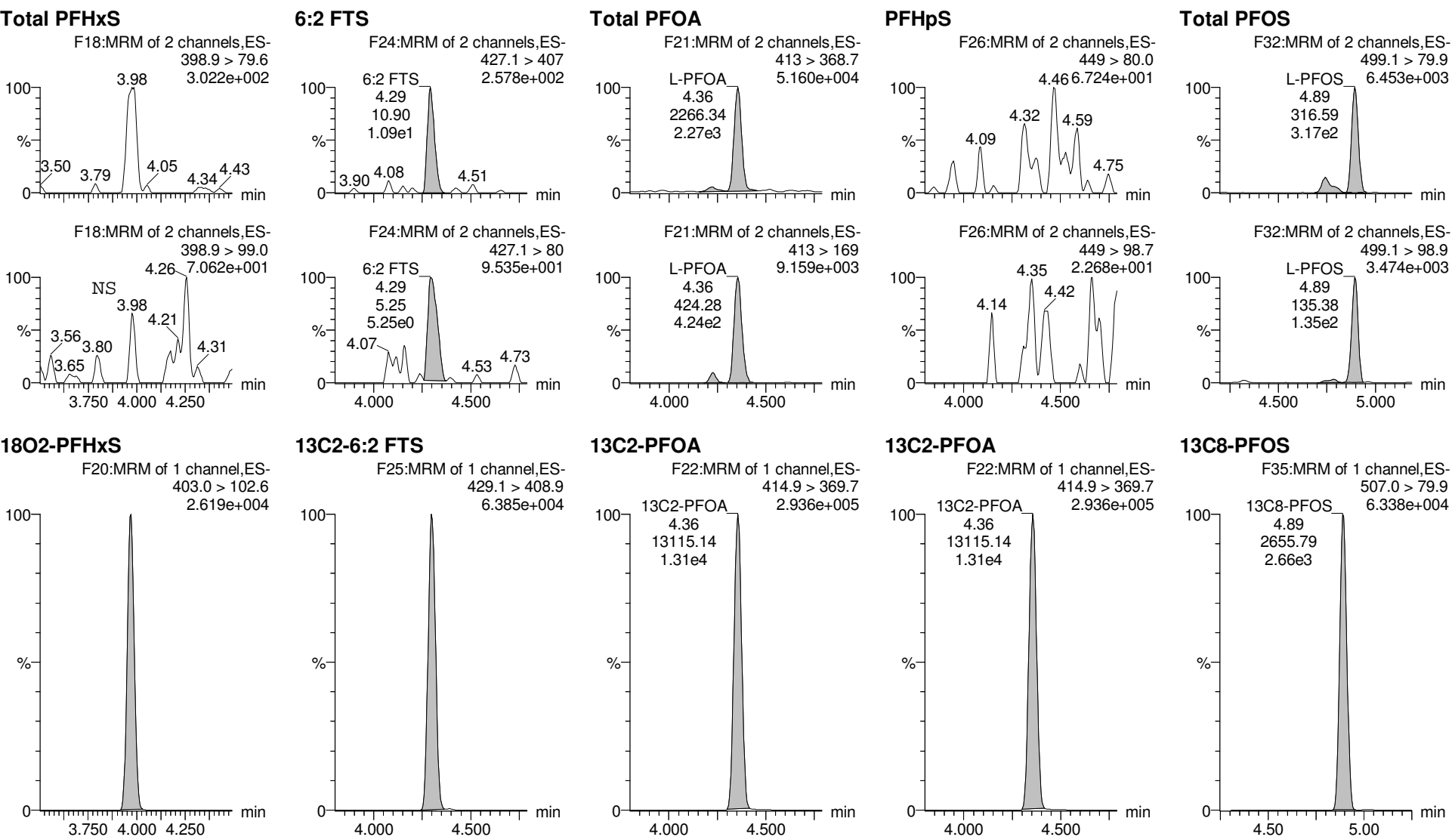


Dataset: Z:\Projects\PFAS.PRO\Results\180525M1\180525M1-37.qld

MM 6/5/2018

Last Altered: Tuesday, June 05, 2018 13:59:34 Pacific Daylight Time
 Printed: Tuesday, June 05, 2018 14:00:37 Pacific Daylight Time

Name: 180525M1_37, Date: 25-May-2018, Time: 21:32:09, ID: 1800802-16 BPS1-DUP03-20180426 0.249, Description: BPS1-DUP03-20180426



Dataset: Z:\Projects\PFAS.PRO\Results\180525M1\180525M1-37.qld

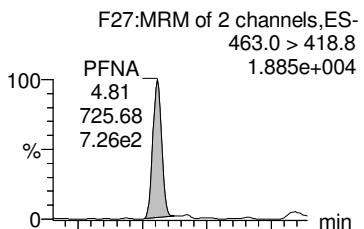
MM 6/5/2018

Last Altered: Tuesday, June 05, 2018 13:59:34 Pacific Daylight Time

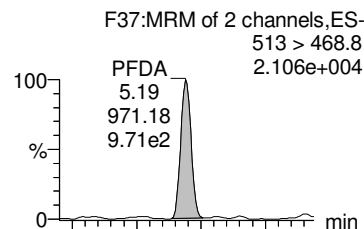
Printed: Tuesday, June 05, 2018 14:00:37 Pacific Daylight Time

Name: 180525M1_37, Date: 25-May-2018, Time: 21:32:09, ID: 1800802-16 BPS1-DUP03-20180426 0.249, Description: BPS1-DUP03-20180426

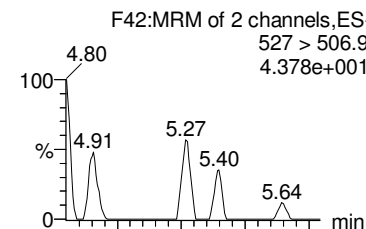
PFNA



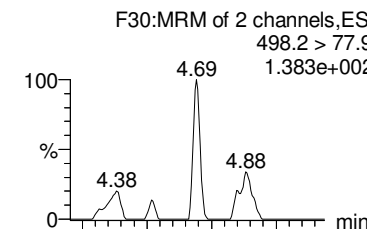
PFDA



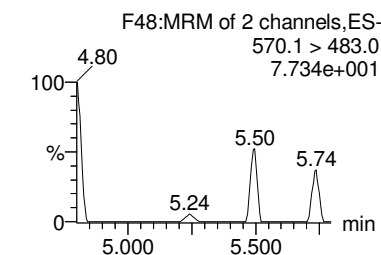
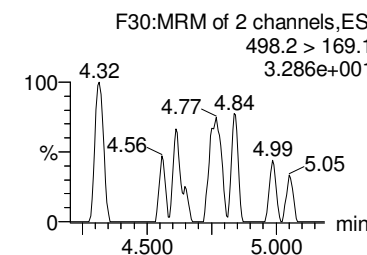
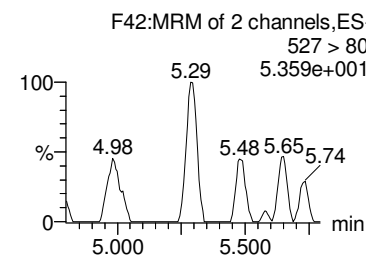
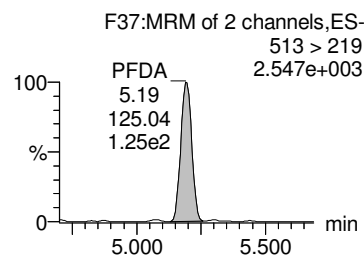
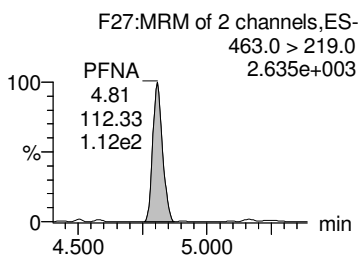
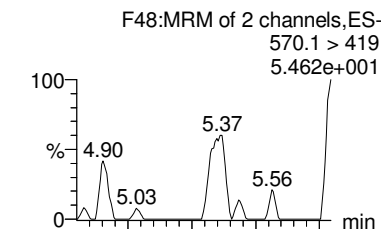
8:2 FTS



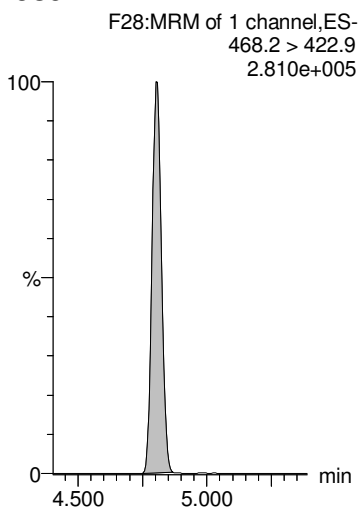
PFOSA



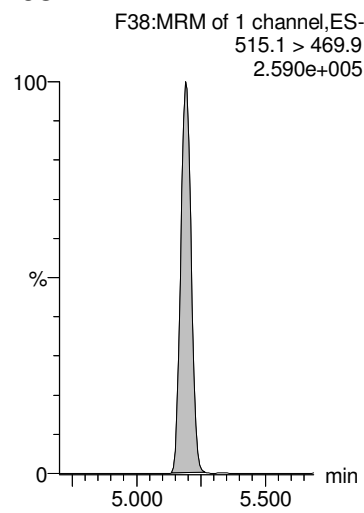
Total N-MeFOSAA



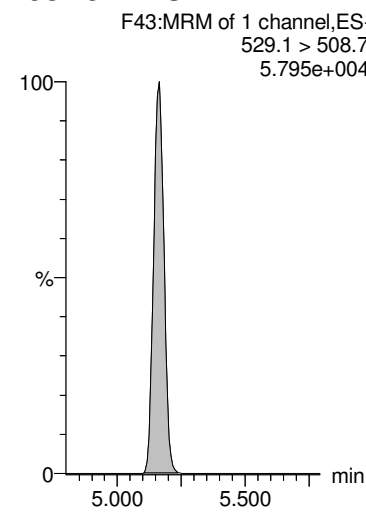
13C5-PFNA



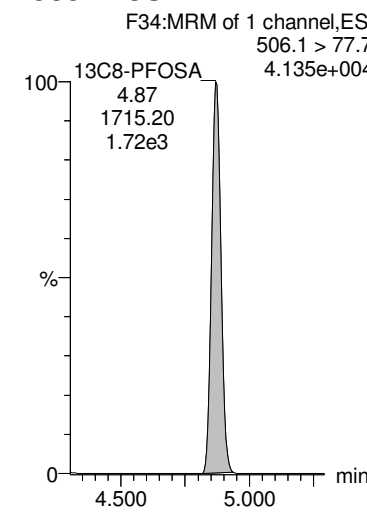
13C2-PFDA



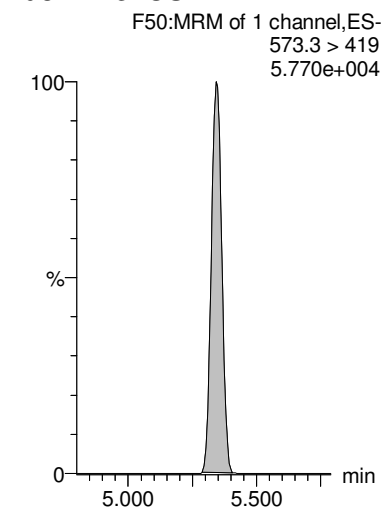
13C2-8:2 FTS



13C8-PFOSA



d3-N-MeFOSAA



Dataset: Z:\Projects\PFAS.PRO\Results\180525M1\180525M1-37.qld

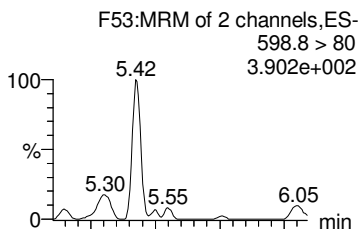
MM 6/5/2018

Last Altered: Tuesday, June 05, 2018 13:59:34 Pacific Daylight Time

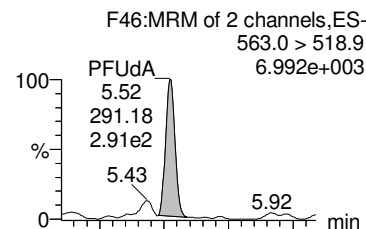
Printed: Tuesday, June 05, 2018 14:00:37 Pacific Daylight Time

Name: 180525M1_37, Date: 25-May-2018, Time: 21:32:09, ID: 1800802-16 BPS1-DUP03-20180426 0.249, Description: BPS1-DUP03-20180426

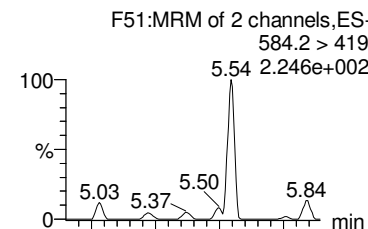
PFDS



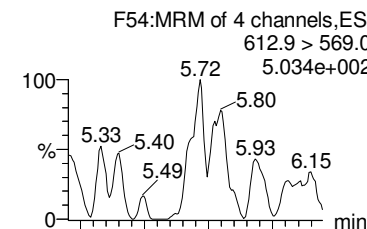
PFUdA



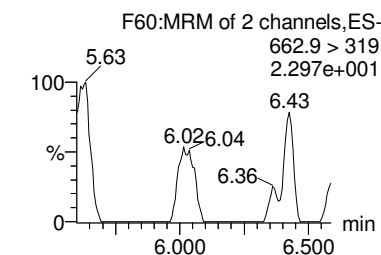
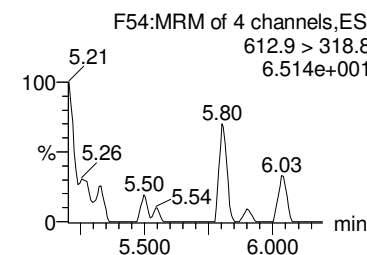
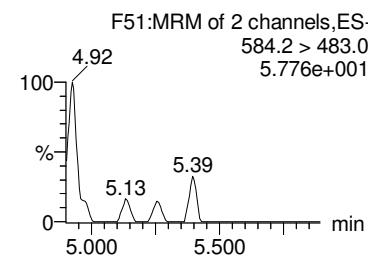
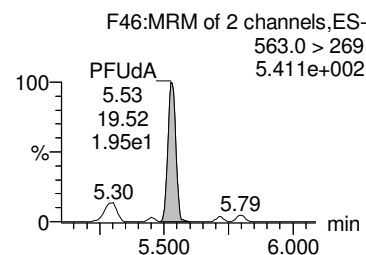
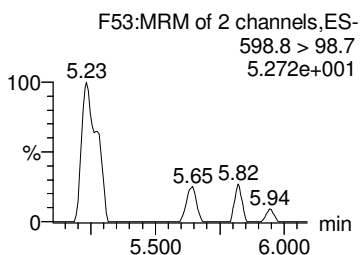
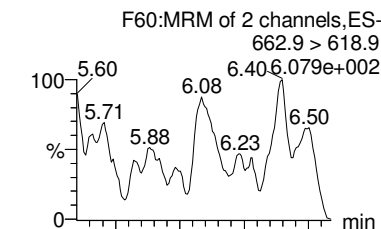
Total N-EtFOSAA



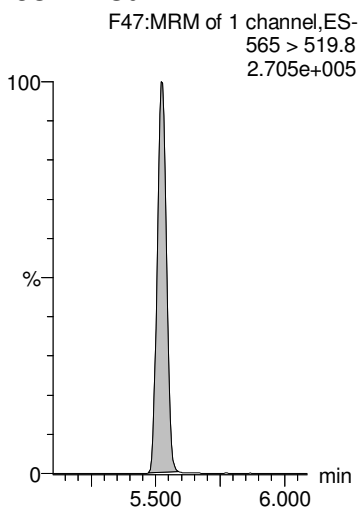
PFDaA



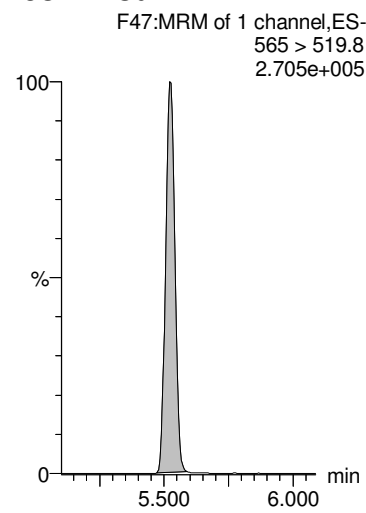
PFTrDA



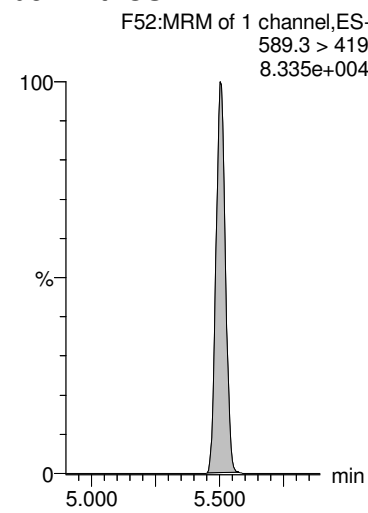
13C2-PFUdA



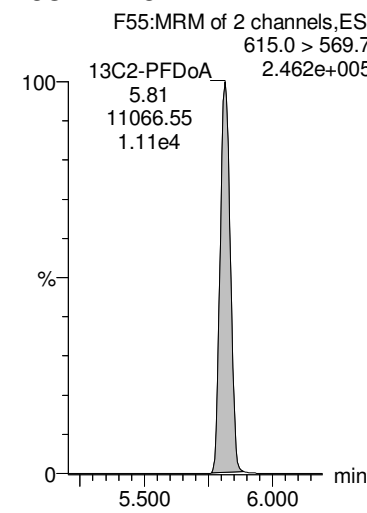
13C2-PFUdA



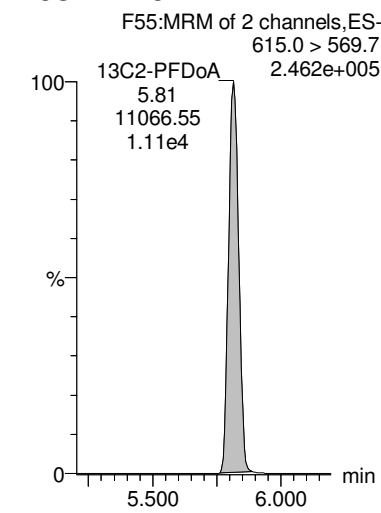
d5-N-EtFOSAA



13C2-PFDaA



13C2-PFDaA



Dataset: Z:\Projects\PFAS.PRO\Results\180525M1\180525M1-37.qld

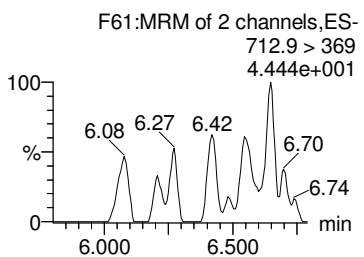
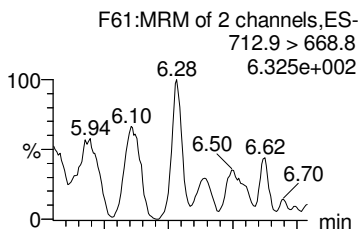
MM 6/5/2018

Last Altered: Tuesday, June 05, 2018 13:59:34 Pacific Daylight Time

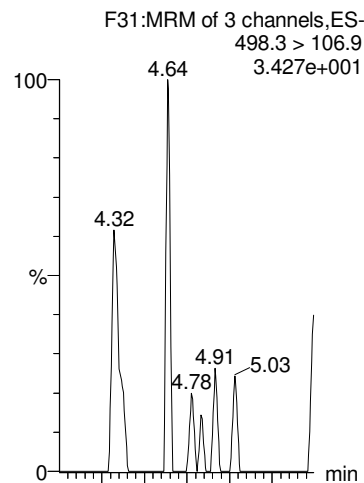
Printed: Tuesday, June 05, 2018 14:00:37 Pacific Daylight Time

Name: 180525M1_37, Date: 25-May-2018, Time: 21:32:09, ID: 1800802-16 BPS1-DUP03-20180426 0.249, Description: BPS1-DUP03-20180426

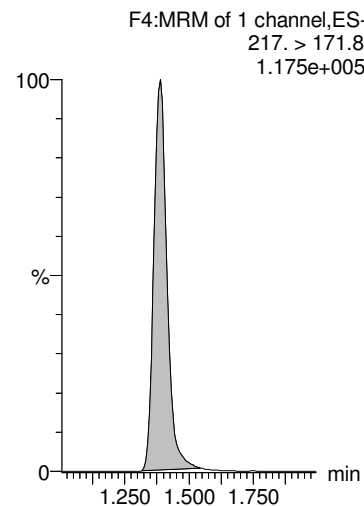
PFTeDA



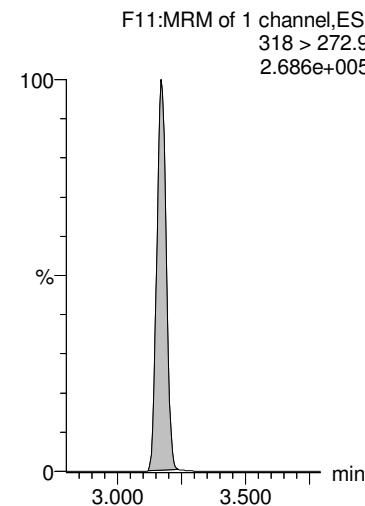
TCDA



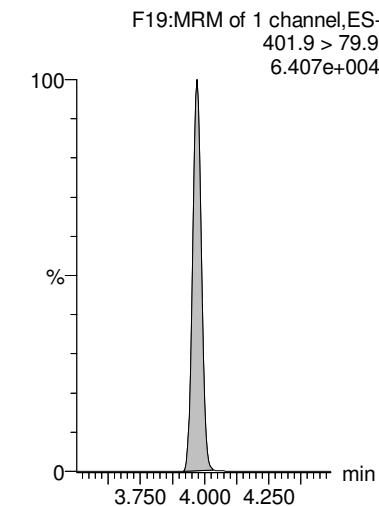
13C4-PFBA



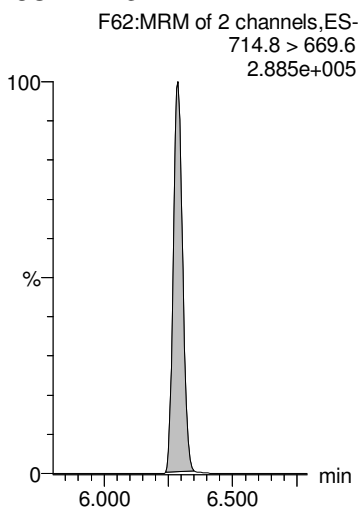
13C5-PFHxA



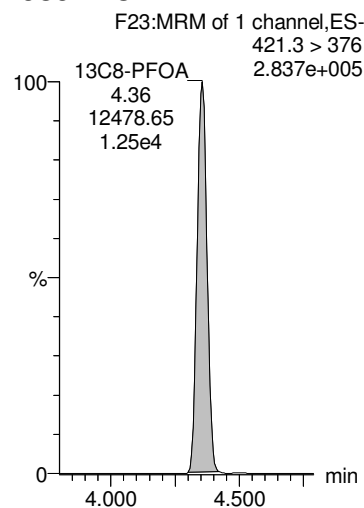
13C3-PFHxS



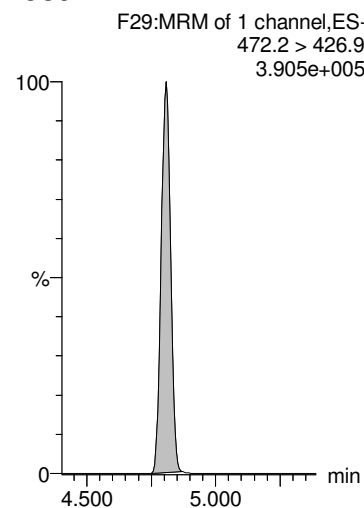
13C2-PFTeDA



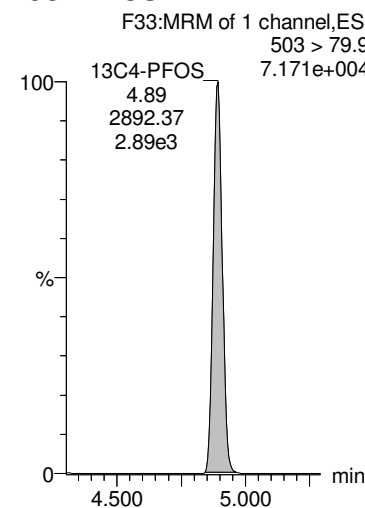
13C8-PFOA



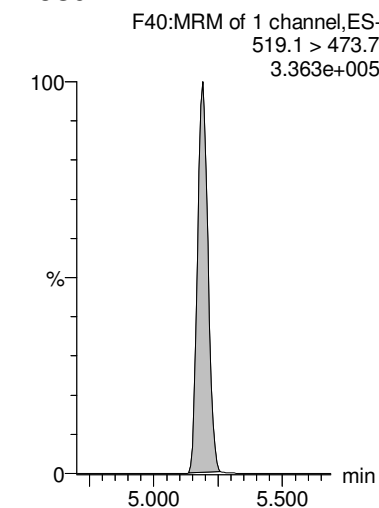
13C9-PFNA



13C4-PFOS



13C6-PFDA



Dataset: Z:\Projects\PFAS.PRO\Results\180525M1\180525M1-37.qld

MM 6/5/2018

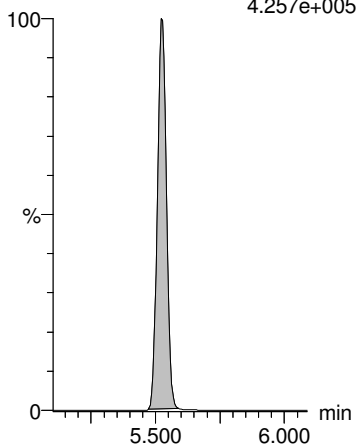
Last Altered: Tuesday, June 05, 2018 13:59:34 Pacific Daylight Time

Printed: Tuesday, June 05, 2018 14:00:37 Pacific Daylight Time

Name: 180525M1_37, Date: 25-May-2018, Time: 21:32:09, ID: 1800802-16 BPS1-DUP03-20180426 0.249, Description: BPS1-DUP03-20180426

13C7-PFUdA

F49:MRM of 1 channel,ES-
570.1 > 524.8
4.257e+005



**INJECTION INTERNAL STANDARD (IIS) AREAS,
INSTRUMENT BLANKS (IB)
AND
CONTINUING CALIBRATION VERIFICATIONS (CCV)**

Dataset: Untitled

Last Altered: Saturday, May 26, 2018 14:57:09 Pacific Daylight Time

Printed: Saturday, May 26, 2018 14:57:16 Pacific Daylight Time

Method: F:\Projects\PFAS.PRO\MethDB\PFAS_RS-5-19-18.mdb 20 May 2018 12:59:37

Calibration: 26 May 2018 14:49:17

Name: 180525M1_7, Date: 25-May-2018, Time: 15:50:23, ID: ST180525M1-6 PFC CS3 18E2207, Description: PFC CS3 18E2207

	# Name	ID	Area	%Rec	Area Out
1	1 13C4-PFBA	ST180525M1-6 PFC CS3 18E2207	9.94e3	100.0	NO
2	2 13C5-PFHxA	ST180525M1-6 PFC CS3 18E2207	1.72e4	100.0	NO
3	3 13C3-PFHxS	ST180525M1-6 PFC CS3 18E2207	3.61e3	100.0	NO
4	4 13C8-PFOA	ST180525M1-6 PFC CS3 18E2207	2.00e4	100.0	NO
5	5 13C9-PFNA	ST180525M1-6 PFC CS3 18E2207	2.15e4	100.0	NO
6	6 13C4-PFOS	ST180525M1-6 PFC CS3 18E2207	3.75e3	100.0	NO
7	7 13C6-PFDA	ST180525M1-6 PFC CS3 18E2207	2.44e4	100.0	NO
8	8 13C7-PFUDa	ST180525M1-6 PFC CS3 18E2207	2.65e4	100.0	NO

Name: 180525M1_8, Date: 25-May-2018, Time: 16:01:46, ID: ST180525M1-7 PFC CS4 18E2208, Description: PFC CS4 18E2208

	# Name	ID	Area	%Rec	Area Out
1	1 13C4-PFBA	ST180525M1-7 PFC CS4 18E2208	1.00e4	100.6	NO
2	2 13C5-PFHxA	ST180525M1-7 PFC CS4 18E2208	1.58e4	91.6	NO
3	3 13C3-PFHxS	ST180525M1-7 PFC CS4 18E2208	3.00e3	83.1	NO
4	4 13C8-PFOA	ST180525M1-7 PFC CS4 18E2208	1.71e4	85.5	NO
5	5 13C9-PFNA	ST180525M1-7 PFC CS4 18E2208	2.09e4	97.2	NO
6	6 13C4-PFOS	ST180525M1-7 PFC CS4 18E2208	3.26e3	86.9	NO
7	7 13C6-PFDA	ST180525M1-7 PFC CS4 18E2208	2.18e4	89.7	NO
8	8 13C7-PFUDa	ST180525M1-7 PFC CS4 18E2208	2.32e4	87.8	NO

Name: 180525M1_9, Date: 25-May-2018, Time: 16:13:10, ID: ST180525M1-8 PFC CS5 18E2209, Description: PFC CS5 18E2209

	# Name	ID	Area	%Rec	Area Out
1	1 13C4-PFBA	ST180525M1-8 PFC CS5 18E2209	9.69e3	97.5	NO
2	2 13C5-PFHxA	ST180525M1-8 PFC CS5 18E2209	1.60e4	93.2	NO
3	3 13C3-PFHxS	ST180525M1-8 PFC CS5 18E2209	3.12e3	86.4	NO
4	4 13C8-PFOA	ST180525M1-8 PFC CS5 18E2209	1.53e4	76.4	NO
5	5 13C9-PFNA	ST180525M1-8 PFC CS5 18E2209	1.97e4	91.5	NO
6	6 13C4-PFOS	ST180525M1-8 PFC CS5 18E2209	3.29e3	87.9	NO
7	7 13C6-PFDA	ST180525M1-8 PFC CS5 18E2209	2.18e4	89.4	NO
8	8 13C7-PFUDa	ST180525M1-8 PFC CS5 18E2209	2.25e4	84.9	NO

Name: 180525M1_10, Date: 25-May-2018, Time: 16:24:34, ID: ST180525M1-9 PFC CS6 18E2210, Description: PFC CS6 18E2210

	# Name	ID	Area	%Rec	Area Out
1	1 13C4-PFBA	ST180525M1-9 PFC CS6 18E2210	9.77e3	98.3	NO
2	2 13C5-PFHxA	ST180525M1-9 PFC CS6 18E2210	1.48e4	86.1	NO
3	3 13C3-PFHxS	ST180525M1-9 PFC CS6 18E2210	2.81e3	77.7	NO
4	4 13C8-PFOA	ST180525M1-9 PFC CS6 18E2210	1.50e4	75.2	NO
5	5 13C9-PFNA	ST180525M1-9 PFC CS6 18E2210	1.71e4	79.3	NO
6	6 13C4-PFOS	ST180525M1-9 PFC CS6 18E2210	3.06e3	81.8	NO
7	7 13C6-PFDA	ST180525M1-9 PFC CS6 18E2210	1.90e4	78.0	NO
8	8 13C7-PFUDa	ST180525M1-9 PFC CS6 18E2210	2.18e4	82.2	NO

Dataset: Untitled

Last Altered: Saturday, May 26, 2018 14:57:09 Pacific Daylight Time

Printed: Saturday, May 26, 2018 14:57:16 Pacific Daylight Time

Name: 180525M1_11, Date: 25-May-2018, Time: 16:35:58, ID: ST180525M1-10 PFC CS7 18E2211, Description: PFC CS7 18E2211

	# Name	ID	Area	%Rec	Area Out
1	1 13C4-PFBA	ST180525M1-10 PFC CS7 18E2211	9.38e3	94.3	NO
2	2 13C5-PFHxA	ST180525M1-10 PFC CS7 18E2211	1.36e4	79.0	NO
3	3 13C3-PFHxS	ST180525M1-10 PFC CS7 18E2211	2.62e3	72.6	NO
4	4 13C8-PFOA	ST180525M1-10 PFC CS7 18E2211	1.54e4	76.9	NO
5	5 13C9-PFNA	ST180525M1-10 PFC CS7 18E2211	1.75e4	81.2	NO
6	6 13C4-PFOS	ST180525M1-10 PFC CS7 18E2211	3.17e3	84.6	NO
7	7 13C6-PFDA	ST180525M1-10 PFC CS7 18E2211	1.95e4	79.9	NO
8	8 13C7-PFUDa	ST180525M1-10 PFC CS7 18E2211	1.77e4	66.7	NO

Name: 180525M1_12, Date: 25-May-2018, Time: 16:47:21, ID: IPA, Description: IPA

	# Name	ID	Area	%Rec	Area Out
1	1 13C4-PFBA	IPA			NO
2	2 13C5-PFHxA	IPA			NO
3	3 13C3-PFHxS	IPA			NO
4	4 13C8-PFOA	IPA			NO
5	5 13C9-PFNA	IPA			NO
6	6 13C4-PFOS	IPA			NO
7	7 13C6-PFDA	IPA			NO
8	8 13C7-PFUDa	IPA			NO

Name: 180525M1_13, Date: 25-May-2018, Time: 16:58:44, ID: ICV180525M1-1 PFC 537 ICV 18E1401, Description: PFC ICV 18E1401

	# Name	ID	Area	%Rec	Area Out
1	1 13C4-PFBA	ICV180525M1-1 PFC 537 ICV 18E1401	1.01e4	102.0	NO
2	2 13C5-PFHxA	ICV180525M1-1 PFC 537 ICV 18E1401	1.64e4	95.1	NO
3	3 13C3-PFHxS	ICV180525M1-1 PFC 537 ICV 18E1401	3.27e3	90.5	NO
4	4 13C8-PFOA	ICV180525M1-1 PFC 537 ICV 18E1401	1.80e4	89.9	NO
5	5 13C9-PFNA	ICV180525M1-1 PFC 537 ICV 18E1401	1.99e4	92.5	NO
6	6 13C4-PFOS	ICV180525M1-1 PFC 537 ICV 18E1401	3.49e3	93.3	NO
7	7 13C6-PFDA	ICV180525M1-1 PFC 537 ICV 18E1401	2.29e4	93.9	NO
8	8 13C7-PFUDa	ICV180525M1-1 PFC 537 ICV 18E1401	2.50e4	94.4	NO

Name: 180525M1_14, Date: 25-May-2018, Time: 17:10:08, ID: IPA, Description: IPA

	# Name	ID	Area	%Rec	Area Out
1	1 13C4-PFBA	IPA			NO
2	2 13C5-PFHxA	IPA			NO
3	3 13C3-PFHxS	IPA			NO
4	4 13C8-PFOA	IPA			NO
5	5 13C9-PFNA	IPA			NO
6	6 13C4-PFOS	IPA			NO
7	7 13C6-PFDA	IPA			NO
8	8 13C7-PFUDa	IPA			NO

Dataset: Untitled

Last Altered: Saturday, May 26, 2018 14:57:09 Pacific Daylight Time

Printed: Saturday, May 26, 2018 14:57:16 Pacific Daylight Time

Name: 180525M1_15, Date: 25-May-2018, Time: 17:21:34, ID: B8E0038-BS1 OPR 0.25, Description: OPR

#	Name	ID	Area	%Rec	Area Out
1	1 13C4-PFBA	B8E0038-BS1 OPR 0.25	5.92e3	59.6	NO
2	2 13C5-PFHxA	B8E0038-BS1 OPR 0.25	1.03e4	59.8	NO
3	3 13C3-PFHxS	B8E0038-BS1 OPR 0.25	2.31e3	63.9	NO
4	4 13C8-PFOA	B8E0038-BS1 OPR 0.25	1.15e4	57.8	NO
5	5 13C9-PFNA	B8E0038-BS1 OPR 0.25	1.32e4	61.1	NO
6	6 13C4-PFOS	B8E0038-BS1 OPR 0.25	2.47e3	65.8	NO
7	7 13C6-PFDA	B8E0038-BS1 OPR 0.25	1.55e4	63.7	NO
8	8 13C7-PFUDa	B8E0038-BS1 OPR 0.25	1.90e4	71.8	NO

Name: 180525M1_16, Date: 25-May-2018, Time: 17:32:58, ID: B8E0038-MS1 Matrix Spike 0.2548, Description: Matrix Spike

#	Name	ID	Area	%Rec	Area Out
1	1 13C4-PFBA	B8E0038-MS1 Matrix Spike 0.2548	5.72e3	57.5	NO
2	2 13C5-PFHxA	B8E0038-MS1 Matrix Spike 0.2548	1.01e4	58.7	NO
3	3 13C3-PFHxS	B8E0038-MS1 Matrix Spike 0.2548	2.33e3	64.5	NO
4	4 13C8-PFOA	B8E0038-MS1 Matrix Spike 0.2548	1.16e4	57.9	NO
5	5 13C9-PFNA	B8E0038-MS1 Matrix Spike 0.2548	1.41e4	65.6	NO
6	6 13C4-PFOS	B8E0038-MS1 Matrix Spike 0.2548	2.56e3	68.3	NO
7	7 13C6-PFDA	B8E0038-MS1 Matrix Spike 0.2548	1.52e4	62.6	NO
8	8 13C7-PFUDa	B8E0038-MS1 Matrix Spike 0.2548	1.85e4	69.8	NO

Name: 180525M1_17, Date: 25-May-2018, Time: 17:44:21, ID: B8E0038-MSD1 Matrix Spike Dup 0.24797, Description: Matrix Spike Dup

#	Name	ID	Area	%Rec	Area Out
1	1 13C4-PFBA	B8E0038-MSD1 Matrix Spike Dup 0.247...	6.05e3	60.9	NO
2	2 13C5-PFHxA	B8E0038-MSD1 Matrix Spike Dup 0.247...	1.00e4	58.2	NO
3	3 13C3-PFHxS	B8E0038-MSD1 Matrix Spike Dup 0.247...	2.45e3	67.8	NO
4	4 13C8-PFOA	B8E0038-MSD1 Matrix Spike Dup 0.247...	1.22e4	60.9	NO
5	5 13C9-PFNA	B8E0038-MSD1 Matrix Spike Dup 0.247...	1.30e4	60.3	NO
6	6 13C4-PFOS	B8E0038-MSD1 Matrix Spike Dup 0.247...	2.71e3	72.2	NO
7	7 13C6-PFDA	B8E0038-MSD1 Matrix Spike Dup 0.247...	1.47e4	60.4	NO
8	8 13C7-PFUDa	B8E0038-MSD1 Matrix Spike Dup 0.247...	1.72e4	64.8	NO

Name: 180525M1_18, Date: 25-May-2018, Time: 17:55:44, ID: B8E0038-BLK1 Method Blank 0.25, Description: Method Blank

#	Name	ID	Area	%Rec	Area Out
1	1 13C4-PFBA	B8E0038-BLK1 Method Blank 0.25	4.99e3	50.2	NO
2	2 13C5-PFHxA	B8E0038-BLK1 Method Blank 0.25	8.79e3	51.1	NO
3	3 13C3-PFHxS	B8E0038-BLK1 Method Blank 0.25	2.20e3	61.0	NO
4	4 13C8-PFOA	B8E0038-BLK1 Method Blank 0.25	1.06e4	52.9	NO
5	5 13C9-PFNA	B8E0038-BLK1 Method Blank 0.25	1.31e4	60.7	NO
6	6 13C4-PFOS	B8E0038-BLK1 Method Blank 0.25	2.39e3	63.9	NO
7	7 13C6-PFDA	B8E0038-BLK1 Method Blank 0.25	1.39e4	56.9	NO
8	8 13C7-PFUDa	B8E0038-BLK1 Method Blank 0.25	1.45e4	54.9	NO

Dataset: Untitled

Last Altered: Saturday, May 26, 2018 14:57:09 Pacific Daylight Time

Printed: Saturday, May 26, 2018 14:57:16 Pacific Daylight Time

Name: 180525M1_19, Date: 25-May-2018, Time: 18:07:08, ID: 1800802-01 BP-TT-AOC22-MW10-20180424 0.25724, Description: BP-TT-AOC22-MW10-20180424

	# Name	ID	Area	%Rec	Area Out
1	1 13C4-PFBA	1800802-01 BP-TT-AOC22-MW10-201...	6.56e3	66.0	NO
2	2 13C5-PFHxA	1800802-01 BP-TT-AOC22-MW10-201...	1.09e4	63.4	NO
3	3 13C3-PFHxS	1800802-01 BP-TT-AOC22-MW10-201...	2.46e3	68.1	NO
4	4 13C8-PFOA	1800802-01 BP-TT-AOC22-MW10-201...	1.30e4	65.2	NO
5	5 13C9-PFNA	1800802-01 BP-TT-AOC22-MW10-201...	1.59e4	73.7	NO
6	6 13C4-PFOS	1800802-01 BP-TT-AOC22-MW10-201...	2.83e3	75.5	NO
7	7 13C6-PFDA	1800802-01 BP-TT-AOC22-MW10-201...	1.57e4	64.4	NO
8	8 13C7-PFUDa	1800802-01 BP-TT-AOC22-MW10-201...	2.05e4	77.3	NO

Name: 180525M1_20, Date: 25-May-2018, Time: 18:18:32, ID: 1800802-02 BP-HN-MW24S-20180424 0.25081, Description: BP-HN-MW24S-20180424

	# Name	ID	Area	%Rec	Area Out
1	1 13C4-PFBA	1800802-02 BP-HN-MW24S-20180424 ...	5.94e3	59.8	NO
2	2 13C5-PFHxA	1800802-02 BP-HN-MW24S-20180424 ...	9.69e3	56.4	NO
3	3 13C3-PFHxS	1800802-02 BP-HN-MW24S-20180424 ...	2.43e3	67.1	NO
4	4 13C8-PFOA	1800802-02 BP-HN-MW24S-20180424 ...	1.24e4	62.1	NO
5	5 13C9-PFNA	1800802-02 BP-HN-MW24S-20180424 ...	1.43e4	66.3	NO
6	6 13C4-PFOS	1800802-02 BP-HN-MW24S-20180424 ...	2.64e3	70.4	NO
7	7 13C6-PFDA	1800802-02 BP-HN-MW24S-20180424 ...	1.59e4	65.3	NO
8	8 13C7-PFUDa	1800802-02 BP-HN-MW24S-20180424 ...	1.48e4	56.0	NO

Name: 180525M1_21, Date: 25-May-2018, Time: 18:29:56, ID: 1800802-03 BPS1-TT-MW309S-20180425 0.24996, Description: BPS1-TT-MW309S-20180425

	# Name	ID	Area	%Rec	Area Out
1	1 13C4-PFBA	1800802-03 BPS1-TT-MW309S-20180...	5.95e3	59.9	NO
2	2 13C5-PFHxA	1800802-03 BPS1-TT-MW309S-20180...	1.01e4	59.0	NO
3	3 13C3-PFHxS	1800802-03 BPS1-TT-MW309S-20180...	2.49e3	68.8	NO
4	4 13C8-PFOA	1800802-03 BPS1-TT-MW309S-20180...	1.14e4	57.3	NO
5	5 13C9-PFNA	1800802-03 BPS1-TT-MW309S-20180...	1.42e4	66.1	NO
6	6 13C4-PFOS	1800802-03 BPS1-TT-MW309S-20180...	2.64e3	70.5	NO
7	7 13C6-PFDA	1800802-03 BPS1-TT-MW309S-20180...	1.45e4	59.5	NO
8	8 13C7-PFUDa	1800802-03 BPS1-TT-MW309S-20180...	1.75e4	66.1	NO

Name: 180525M1_22, Date: 25-May-2018, Time: 18:41:19, ID: 1800802-04 BPS1-TT-MW313S-20180425 0.25643, Description: BPS1-TT-MW313S-20180425

	# Name	ID	Area	%Rec	Area Out
1	1 13C4-PFBA	1800802-04 BPS1-TT-MW313S-20180...	6.52e3	65.6	NO
2	2 13C5-PFHxA	1800802-04 BPS1-TT-MW313S-20180...	1.15e4	66.7	NO
3	3 13C3-PFHxS	1800802-04 BPS1-TT-MW313S-20180...	2.78e3	76.9	NO
4	4 13C8-PFOA	1800802-04 BPS1-TT-MW313S-20180...	1.27e4	63.4	NO
5	5 13C9-PFNA	1800802-04 BPS1-TT-MW313S-20180...	1.62e4	75.2	NO
6	6 13C4-PFOS	1800802-04 BPS1-TT-MW313S-20180...	3.09e3	82.4	NO
7	7 13C6-PFDA	1800802-04 BPS1-TT-MW313S-20180...	1.87e4	76.7	NO
8	8 13C7-PFUDa	1800802-04 BPS1-TT-MW313S-20180...	2.01e4	75.9	NO

Dataset: Untitled

Last Altered: Saturday, May 26, 2018 14:57:09 Pacific Daylight Time

Printed: Saturday, May 26, 2018 14:57:16 Pacific Daylight Time

Name: 180525M1_23, Date: 25-May-2018, Time: 18:52:42, ID: 1800802-05 BPS1-TT-MW301S-20180425 0.21875, Description: BPS1-TT-MW301S-20180425

	# Name	ID	Area	%Rec	Area Out
1	1 13C4-PFBA	1800802-05 BPS1-TT-MW301S-20180...	5.41e3	54.4	NO
2	2 13C5-PFHxA	1800802-05 BPS1-TT-MW301S-20180...	9.32e3	54.2	NO
3	3 13C3-PFHxS	1800802-05 BPS1-TT-MW301S-20180...	2.29e3	63.3	NO
4	4 13C8-PFOA	1800802-05 BPS1-TT-MW301S-20180...	9.97e3	49.9	NO
5	5 13C9-PFNA	1800802-05 BPS1-TT-MW301S-20180...	1.35e4	62.8	NO
6	6 13C4-PFOS	1800802-05 BPS1-TT-MW301S-20180...	2.55e3	68.0	NO
7	7 13C6-PFDA	1800802-05 BPS1-TT-MW301S-20180...	1.40e4	57.3	NO
8	8 13C7-PFUDa	1800802-05 BPS1-TT-MW301S-20180...	1.65e4	62.1	NO

Name: 180525M1_24, Date: 25-May-2018, Time: 19:04:06, ID: 1800802-06 BP-DUP02-20180425 0.24077, Description: BP-DUP02-20180425

	# Name	ID	Area	%Rec	Area Out
1	1 13C4-PFBA	1800802-06 BP-DUP02-20180425 0.24...	5.98e3	60.1	NO
2	2 13C5-PFHxA	1800802-06 BP-DUP02-20180425 0.24...	1.01e4	58.5	NO
3	3 13C3-PFHxS	1800802-06 BP-DUP02-20180425 0.24...	2.21e3	61.3	NO
4	4 13C8-PFOA	1800802-06 BP-DUP02-20180425 0.24...	1.14e4	56.9	NO
5	5 13C9-PFNA	1800802-06 BP-DUP02-20180425 0.24...	1.47e4	68.5	NO
6	6 13C4-PFOS	1800802-06 BP-DUP02-20180425 0.24...	2.37e3	63.2	NO
7	7 13C6-PFDA	1800802-06 BP-DUP02-20180425 0.24...	1.60e4	65.7	NO
8	8 13C7-PFUDa	1800802-06 BP-DUP02-20180425 0.24...	1.68e4	63.5	NO

Name: 180525M1_25, Date: 25-May-2018, Time: 19:15:30, ID: 1800802-07 BP-EB01-20180425 0.24108, Description: BP-EB01-20180425

	# Name	ID	Area	%Rec	Area Out
1	1 13C4-PFBA	1800802-07 BP-EB01-20180425 0.24108	6.52e3	65.6	NO
2	2 13C5-PFHxA	1800802-07 BP-EB01-20180425 0.24108	1.11e4	64.6	NO
3	3 13C3-PFHxS	1800802-07 BP-EB01-20180425 0.24108	2.87e3	79.4	NO
4	4 13C8-PFOA	1800802-07 BP-EB01-20180425 0.24108	1.16e4	58.1	NO
5	5 13C9-PFNA	1800802-07 BP-EB01-20180425 0.24108	1.22e4	56.8	NO
6	6 13C4-PFOS	1800802-07 BP-EB01-20180425 0.24108	2.71e3	72.4	NO
7	7 13C6-PFDA	1800802-07 BP-EB01-20180425 0.24108	1.70e4	69.9	NO
8	8 13C7-PFUDa	1800802-07 BP-EB01-20180425 0.24108	1.93e4	72.9	NO

Name: 180525M1_26, Date: 25-May-2018, Time: 19:26:53, ID: 1800802-08 BPS1-TT-MW307I-20180426 0.25691, Description: BPS1-TT-MW307I-20180426

	# Name	ID	Area	%Rec	Area Out
1	1 13C4-PFBA	1800802-08 BPS1-TT-MW307I-201804...	6.47e3	65.0	NO
2	2 13C5-PFHxA	1800802-08 BPS1-TT-MW307I-201804...	1.10e4	63.9	NO
3	3 13C3-PFHxS	1800802-08 BPS1-TT-MW307I-201804...	2.72e3	75.3	NO
4	4 13C8-PFOA	1800802-08 BPS1-TT-MW307I-201804...	1.36e4	68.1	NO
5	5 13C9-PFNA	1800802-08 BPS1-TT-MW307I-201804...	1.59e4	74.0	NO
6	6 13C4-PFOS	1800802-08 BPS1-TT-MW307I-201804...	2.99e3	80.0	NO
7	7 13C6-PFDA	1800802-08 BPS1-TT-MW307I-201804...	1.92e4	78.7	NO
8	8 13C7-PFUDa	1800802-08 BPS1-TT-MW307I-201804...	1.98e4	74.8	NO

Dataset: Untitled

Last Altered: Saturday, May 26, 2018 14:57:09 Pacific Daylight Time

Printed: Saturday, May 26, 2018 14:57:16 Pacific Daylight Time

Name: 180525M1_27, Date: 25-May-2018, Time: 19:38:15, ID: 1800802-09 BPS1-TT-MW306S-20180426 0.25027, Description: BPS1-TT-MW306S-20180426

	# Name	ID	Area	%Rec	Area Out
1	1 13C4-PFBA	1800802-09 BPS1-TT-MW306S-20180...	6.70e3	67.4	NO
2	2 13C5-PFHxA	1800802-09 BPS1-TT-MW306S-20180...	1.12e4	64.9	NO
3	3 13C3-PFHxS	1800802-09 BPS1-TT-MW306S-20180...	2.83e3	78.3	NO
4	4 13C8-PFOA	1800802-09 BPS1-TT-MW306S-20180...	1.26e4	63.3	NO
5	5 13C9-PFNA	1800802-09 BPS1-TT-MW306S-20180...	1.22e4	56.6	NO
6	6 13C4-PFOS	1800802-09 BPS1-TT-MW306S-20180...	3.01e3	80.4	NO
7	7 13C6-PFDA	1800802-09 BPS1-TT-MW306S-20180...	1.82e4	74.8	NO
8	8 13C7-PFUDa	1800802-09 BPS1-TT-MW306S-20180...	2.05e4	77.5	NO

Name: 180525M1_28, Date: 25-May-2018, Time: 19:49:40, ID: 1800802-10 BPS1-TT-MW307D-20180426 0.26175, Description: BPS1-TT-MW307D-20180426

	# Name	ID	Area	%Rec	Area Out
1	1 13C4-PFBA	1800802-10 BPS1-TT-MW307D-20180...	6.76e3	68.0	NO
2	2 13C5-PFHxA	1800802-10 BPS1-TT-MW307D-20180...	1.09e4	63.6	NO
3	3 13C3-PFHxS	1800802-10 BPS1-TT-MW307D-20180...	2.82e3	78.0	NO
4	4 13C8-PFOA	1800802-10 BPS1-TT-MW307D-20180...	1.29e4	64.8	NO
5	5 13C9-PFNA	1800802-10 BPS1-TT-MW307D-20180...	1.62e4	75.1	NO
6	6 13C4-PFOS	1800802-10 BPS1-TT-MW307D-20180...	3.18e3	85.0	NO
7	7 13C6-PFDA	1800802-10 BPS1-TT-MW307D-20180...	1.77e4	72.7	NO
8	8 13C7-PFUDa	1800802-10 BPS1-TT-MW307D-20180...	2.23e4	84.1	NO

Name: 180525M1_29, Date: 25-May-2018, Time: 20:01:02, ID: 1800802-11 BPS1-TT-MW306I-20180426 0.25368, Description: BPS1-TT-MW306I-20180426

	# Name	ID	Area	%Rec	Area Out
1	1 13C4-PFBA	1800802-11 BPS1-TT-MW306I-201804...	5.69e3	57.2	NO
2	2 13C5-PFHxA	1800802-11 BPS1-TT-MW306I-201804...	9.79e3	56.9	NO
3	3 13C3-PFHxS	1800802-11 BPS1-TT-MW306I-201804...	2.35e3	65.0	NO
4	4 13C8-PFOA	1800802-11 BPS1-TT-MW306I-201804...	1.07e4	53.6	NO
5	5 13C9-PFNA	1800802-11 BPS1-TT-MW306I-201804...	1.20e4	55.9	NO
6	6 13C4-PFOS	1800802-11 BPS1-TT-MW306I-201804...	2.59e3	69.3	NO
7	7 13C6-PFDA	1800802-11 BPS1-TT-MW306I-201804...	1.34e4	55.2	NO
8	8 13C7-PFUDa	1800802-11 BPS1-TT-MW306I-201804...	1.68e4	63.3	NO

Name: 180525M1_30, Date: 25-May-2018, Time: 20:12:26, ID: IPA, Description: IPA

	# Name	ID	Area	%Rec	Area Out
1	1 13C4-PFBA	IPA			NO
2	2 13C5-PFHxA	IPA			NO
3	3 13C3-PFHxS	IPA			NO
4	4 13C8-PFOA	IPA			NO
5	5 13C9-PFNA	IPA			NO
6	6 13C4-PFOS	IPA			NO
7	7 13C6-PFDA	IPA			NO
8	8 13C7-PFUDa	IPA			NO

Dataset: Untitled

Last Altered: Saturday, May 26, 2018 14:57:09 Pacific Daylight Time

Printed: Saturday, May 26, 2018 14:57:16 Pacific Daylight Time

Name: 180525M1_31, Date: 25-May-2018, Time: 20:23:49, ID: ST180525M1-11 PFC CS3 18E2207, Description: PFC CS3 18E2207

	# Name	ID	Area	%Rec	Area Out
1	1 13C4-PFBA	ST180525M1-11 PFC CS3 18E2207	9.75e3	98.1	NO
2	2 13C5-PFHxA	ST180525M1-11 PFC CS3 18E2207	1.69e4	98.5	NO
3	3 13C3-PFHxS	ST180525M1-11 PFC CS3 18E2207	3.25e3	89.9	NO
4	4 13C8-PFOA	ST180525M1-11 PFC CS3 18E2207	1.74e4	87.2	NO
5	5 13C9-PFNA	ST180525M1-11 PFC CS3 18E2207	1.97e4	91.6	NO
6	6 13C4-PFOS	ST180525M1-11 PFC CS3 18E2207	3.76e3	100.4	NO
7	7 13C6-PFDA	ST180525M1-11 PFC CS3 18E2207	2.43e4	99.8	NO
8	8 13C7-PFUDa	ST180525M1-11 PFC CS3 18E2207	2.28e4	86.1	NO

Name: 180525M1_32, Date: 25-May-2018, Time: 20:35:13, ID: IPA, Description: IPA

	# Name	ID	Area	%Rec	Area Out
1	1 13C4-PFBA	IPA			NO
2	2 13C5-PFHxA	IPA			NO
3	3 13C3-PFHxS	IPA			NO
4	4 13C8-PFOA	IPA			NO
5	5 13C9-PFNA	IPA			NO
6	6 13C4-PFOS	IPA			NO
7	7 13C6-PFDA	IPA			NO
8	8 13C7-PFUDa	IPA			NO

Name: 180525M1_33, Date: 25-May-2018, Time: 20:46:36, ID: 1800802-12 BPS1-TT-MW307S-20180426 0.24149, Description: BPS1-TT-MW307S-20180426

	# Name	ID	Area	%Rec	Area Out
1	1 13C4-PFBA	1800802-12 BPS1-TT-MW307S-20180...	6.90e3	69.4	NO
2	2 13C5-PFHxA	1800802-12 BPS1-TT-MW307S-20180...	1.16e4	67.5	NO
3	3 13C3-PFHxS	1800802-12 BPS1-TT-MW307S-20180...	2.72e3	75.2	NO
4	4 13C8-PFOA	1800802-12 BPS1-TT-MW307S-20180...	1.23e4	61.7	NO
5	5 13C9-PFNA	1800802-12 BPS1-TT-MW307S-20180...	1.53e4	71.1	NO
6	6 13C4-PFOS	1800802-12 BPS1-TT-MW307S-20180...	2.91e3	77.7	NO
7	7 13C6-PFDA	1800802-12 BPS1-TT-MW307S-20180...	1.74e4	71.4	NO
8	8 13C7-PFUDa	1800802-12 BPS1-TT-MW307S-20180...	1.99e4	75.3	NO

Name: 180525M1_34, Date: 25-May-2018, Time: 20:57:59, ID: 1800802-13 BPS1-TT-MW306D-20180426 0.25623, Description: BPS1-TT-MW306D-20180426

	# Name	ID	Area	%Rec	Area Out
1	1 13C4-PFBA	1800802-13 BPS1-TT-MW306D-20180...	6.78e3	68.2	NO
2	2 13C5-PFHxA	1800802-13 BPS1-TT-MW306D-20180...	1.20e4	70.0	NO
3	3 13C3-PFHxS	1800802-13 BPS1-TT-MW306D-20180...	2.88e3	79.8	NO
4	4 13C8-PFOA	1800802-13 BPS1-TT-MW306D-20180...	1.28e4	64.0	NO
5	5 13C9-PFNA	1800802-13 BPS1-TT-MW306D-20180...	1.72e4	79.9	NO
6	6 13C4-PFOS	1800802-13 BPS1-TT-MW306D-20180...	2.99e3	79.9	NO
7	7 13C6-PFDA	1800802-13 BPS1-TT-MW306D-20180...	1.87e4	76.8	NO
8	8 13C7-PFUDa	1800802-13 BPS1-TT-MW306D-20180...	2.18e4	82.3	NO

Dataset: Untitled

Last Altered: Saturday, May 26, 2018 14:57:09 Pacific Daylight Time

Printed: Saturday, May 26, 2018 14:57:16 Pacific Daylight Time

Name: 180525M1_35, Date: 25-May-2018, Time: 21:09:23, ID: 1800802-14 BPS1-TT-MW308I-20180426 0.25869, Description: BPS1-TT-MW308I-20180426

	# Name	ID	Area	%Rec	Area Out
1	1 13C4-PFBA	1800802-14 BPS1-TT-MW308I-201804...	6.53e3	65.6	NO
2	2 13C5-PFHxA	1800802-14 BPS1-TT-MW308I-201804...	1.12e4	65.4	NO
3	3 13C3-PFHxS	1800802-14 BPS1-TT-MW308I-201804...	2.84e3	78.5	NO
4	4 13C8-PFOA	1800802-14 BPS1-TT-MW308I-201804...	1.24e4	62.3	NO
5	5 13C9-PFNA	1800802-14 BPS1-TT-MW308I-201804...	1.60e4	74.1	NO
6	6 13C4-PFOS	1800802-14 BPS1-TT-MW308I-201804...	2.96e3	78.9	NO
7	7 13C6-PFDA	1800802-14 BPS1-TT-MW308I-201804...	1.43e4	58.7	NO
8	8 13C7-PFUDa	1800802-14 BPS1-TT-MW308I-201804...	2.08e4	78.4	NO

Name: 180525M1_36, Date: 25-May-2018, Time: 21:20:46, ID: 1800802-15 BPS1-TT-MW309I-20180426 0.24576, Description: BPS1-TT-MW309I-20180426

	# Name	ID	Area	%Rec	Area Out
1	1 13C4-PFBA	1800802-15 BPS1-TT-MW309I-201804...	6.05e3	60.9	NO
2	2 13C5-PFHxA	1800802-15 BPS1-TT-MW309I-201804...	9.94e3	57.8	NO
3	3 13C3-PFHxS	1800802-15 BPS1-TT-MW309I-201804...	2.53e3	70.1	NO
4	4 13C8-PFOA	1800802-15 BPS1-TT-MW309I-201804...	1.17e4	58.7	NO
5	5 13C9-PFNA	1800802-15 BPS1-TT-MW309I-201804...	1.34e4	62.2	NO
6	6 13C4-PFOS	1800802-15 BPS1-TT-MW309I-201804...	2.72e3	72.6	NO
7	7 13C6-PFDA	1800802-15 BPS1-TT-MW309I-201804...	1.53e4	62.8	NO
8	8 13C7-PFUDa	1800802-15 BPS1-TT-MW309I-201804...	1.69e4	63.9	NO

Name: 180525M1_37, Date: 25-May-2018, Time: 21:32:09, ID: 1800802-16 BPS1-DUP03-20180426 0.249, Description: BPS1-DUP03-20180426

	# Name	ID	Area	%Rec	Area Out
1	1 13C4-PFBA	1800802-16 BPS1-DUP03-20180426 0....	6.87e3	69.1	NO
2	2 13C5-PFHxA	1800802-16 BPS1-DUP03-20180426 0....	1.14e4	66.0	NO
3	3 13C3-PFHxS	1800802-16 BPS1-DUP03-20180426 0....	2.57e3	71.0	NO
4	4 13C8-PFOA	1800802-16 BPS1-DUP03-20180426 0....	1.25e4	62.5	NO
5	5 13C9-PFNA	1800802-16 BPS1-DUP03-20180426 0....	1.62e4	75.0	NO
6	6 13C4-PFOS	1800802-16 BPS1-DUP03-20180426 0....	2.89e3	77.2	NO
7	7 13C6-PFDA	1800802-16 BPS1-DUP03-20180426 0....	1.57e4	64.6	NO
8	8 13C7-PFUDa	1800802-16 BPS1-DUP03-20180426 0....	1.73e4	65.4	NO

Name: 180525M1_38, Date: 25-May-2018, Time: 21:43:32, ID: 1800822-01 BPS1-TT-MW306D-FRB-20180426 0.11324, Description: BPS1-TT-MW306D-FRB-20180426

	# Name	ID	Area	%Rec	Area Out
1	1 13C4-PFBA	1800822-01 BPS1-TT-MW306D-FRB-2...	6.98e3	70.2	NO
2	2 13C5-PFHxA	1800822-01 BPS1-TT-MW306D-FRB-2...	1.18e4	68.9	NO
3	3 13C3-PFHxS	1800822-01 BPS1-TT-MW306D-FRB-2...	2.61e3	72.1	NO
4	4 13C8-PFOA	1800822-01 BPS1-TT-MW306D-FRB-2...	1.32e4	65.9	NO
5	5 13C9-PFNA	1800822-01 BPS1-TT-MW306D-FRB-2...	1.64e4	76.4	NO
6	6 13C4-PFOS	1800822-01 BPS1-TT-MW306D-FRB-2...	2.85e3	76.2	NO
7	7 13C6-PFDA	1800822-01 BPS1-TT-MW306D-FRB-2...	1.50e4	61.6	NO
8	8 13C7-PFUDa	1800822-01 BPS1-TT-MW306D-FRB-2...	1.93e4	73.1	NO

Dataset: Untitled

Last Altered: Saturday, May 26, 2018 14:57:09 Pacific Daylight Time

Printed: Saturday, May 26, 2018 14:57:16 Pacific Daylight Time

Name: 180525M1_39, Date: 25-May-2018, Time: 21:54:55, ID: 1800822-02 BPS1-TT-MW309S-FRB-20180425 0.11444, Description: BPS1-TT-MW309S-FRB-20180425

	# Name	ID	Area	%Rec	Area Out
1	1 13C4-PFBA	1800822-02 BPS1-TT-MW309S-FRB-2...	7.28e3	73.2	NO
2	2 13C5-PFHxA	1800822-02 BPS1-TT-MW309S-FRB-2...	1.22e4	71.2	NO
3	3 13C3-PFHxS	1800822-02 BPS1-TT-MW309S-FRB-2...	2.81e3	77.7	NO
4	4 13C8-PFOA	1800822-02 BPS1-TT-MW309S-FRB-2...	1.26e4	62.9	NO
5	5 13C9-PFNA	1800822-02 BPS1-TT-MW309S-FRB-2...	1.70e4	79.1	NO
6	6 13C4-PFOS	1800822-02 BPS1-TT-MW309S-FRB-2...	3.01e3	80.4	NO
7	7 13C6-PFDA	1800822-02 BPS1-TT-MW309S-FRB-2...	1.78e4	73.2	NO
8	8 13C7-PFUDa	1800822-02 BPS1-TT-MW309S-FRB-2...	2.18e4	82.5	NO

Name: 180525M1_40, Date: 25-May-2018, Time: 22:06:19, ID: 1800822-03 BP-TT-AOC22-MW10-FRB-20180424 0.11901, Description: BP-TT-AOC22-MW10-FRB-20180424

	# Name	ID	Area	%Rec	Area Out
1	1 13C4-PFBA	1800822-03 BP-TT-AOC22-MW10-FRB...	6.94e3	69.8	NO
2	2 13C5-PFHxA	1800822-03 BP-TT-AOC22-MW10-FRB...	1.15e4	66.8	NO
3	3 13C3-PFHxS	1800822-03 BP-TT-AOC22-MW10-FRB...	2.48e3	68.6	NO
4	4 13C8-PFOA	1800822-03 BP-TT-AOC22-MW10-FRB...	1.40e4	70.0	NO
5	5 13C9-PFNA	1800822-03 BP-TT-AOC22-MW10-FRB...	1.50e4	69.5	NO
6	6 13C4-PFOS	1800822-03 BP-TT-AOC22-MW10-FRB...	2.68e3	71.6	NO
7	7 13C6-PFDA	1800822-03 BP-TT-AOC22-MW10-FRB...	1.55e4	63.6	NO
8	8 13C7-PFUDa	1800822-03 BP-TT-AOC22-MW10-FRB...	1.65e4	62.3	NO

Name: 180525M1_41, Date: 25-May-2018, Time: 22:17:42, ID: 1800822-04 BP-TT-SW4004-FRB-20180427 0.10173, Description: BP-TT-SW4004-FRB-20180427

	# Name	ID	Area	%Rec	Area Out
1	1 13C4-PFBA	1800822-04 BP-TT-SW4004-FRB-2018...	7.05e3	71.0	NO
2	2 13C5-PFHxA	1800822-04 BP-TT-SW4004-FRB-2018...	1.15e4	66.6	NO
3	3 13C3-PFHxS	1800822-04 BP-TT-SW4004-FRB-2018...	2.50e3	69.1	NO
4	4 13C8-PFOA	1800822-04 BP-TT-SW4004-FRB-2018...	1.31e4	65.7	NO
5	5 13C9-PFNA	1800822-04 BP-TT-SW4004-FRB-2018...	1.65e4	76.5	NO
6	6 13C4-PFOS	1800822-04 BP-TT-SW4004-FRB-2018...	2.79e3	74.6	NO
7	7 13C6-PFDA	1800822-04 BP-TT-SW4004-FRB-2018...	1.71e4	70.1	NO
8	8 13C7-PFUDa	1800822-04 BP-TT-SW4004-FRB-2018...	2.12e4	80.0	NO

Name: 180525M1_42, Date: 25-May-2018, Time: 22:29:05, ID: B8E0079-BS1 OPR 0.125, Description: OPR

	# Name	ID	Area	%Rec	Area Out
1	1 13C4-PFBA	B8E0079-BS1 OPR 0.125	8.28e3	83.3	NO
2	2 13C5-PFHxA	B8E0079-BS1 OPR 0.125	1.40e4	81.5	NO
3	3 13C3-PFHxS	B8E0079-BS1 OPR 0.125	2.86e3	79.3	NO
4	4 13C8-PFOA	B8E0079-BS1 OPR 0.125	1.51e4	75.5	NO
5	5 13C9-PFNA	B8E0079-BS1 OPR 0.125	1.77e4	82.2	NO
6	6 13C4-PFOS	B8E0079-BS1 OPR 0.125	3.12e3	83.4	NO
7	7 13C6-PFDA	B8E0079-BS1 OPR 0.125	2.01e4	82.7	NO
8	8 13C7-PFUDa	B8E0079-BS1 OPR 0.125	2.06e4	77.8	NO

Dataset: Untitled

Last Altered: Saturday, May 26, 2018 14:57:09 Pacific Daylight Time

Printed: Saturday, May 26, 2018 14:57:16 Pacific Daylight Time

Name: 180525M1_43, Date: 25-May-2018, Time: 22:40:28, ID: B8E0079-MS1 Matrix Spike 0.11636, Description: Matrix Spike

	# Name	ID	Area	%Rec	Area Out
1	1 13C4-PFBA	B8E0079-MS1 Matrix Spike 0.11636	6.23e3	62.7	NO
2	2 13C5-PFHxA	B8E0079-MS1 Matrix Spike 0.11636	1.02e4	59.1	NO
3	3 13C3-PFHxS	B8E0079-MS1 Matrix Spike 0.11636	2.70e3	74.6	NO
4	4 13C8-PFOA	B8E0079-MS1 Matrix Spike 0.11636	1.20e4	60.0	NO
5	5 13C9-PFNA	B8E0079-MS1 Matrix Spike 0.11636	1.41e4	65.5	NO
6	6 13C4-PFOS	B8E0079-MS1 Matrix Spike 0.11636	2.93e3	78.2	NO
7	7 13C6-PFDA	B8E0079-MS1 Matrix Spike 0.11636	1.67e4	68.6	NO
8	8 13C7-PFUDa	B8E0079-MS1 Matrix Spike 0.11636	1.83e4	69.2	NO

Name: 180525M1_44, Date: 25-May-2018, Time: 22:51:52, ID: B8E0079-MSD1 Matrix Spike Dup 0.12146, Description: Matrix Spike Dup

	# Name	ID	Area	%Rec	Area Out
1	1 13C4-PFBA	B8E0079-MSD1 Matrix Spike Dup 0.121...	5.64e3	56.8	NO
2	2 13C5-PFHxA	B8E0079-MSD1 Matrix Spike Dup 0.121...	9.99e3	58.1	NO
3	3 13C3-PFHxS	B8E0079-MSD1 Matrix Spike Dup 0.121...	2.61e3	72.2	NO
4	4 13C8-PFOA	B8E0079-MSD1 Matrix Spike Dup 0.121...	1.18e4	59.1	NO
5	5 13C9-PFNA	B8E0079-MSD1 Matrix Spike Dup 0.121...	1.50e4	69.5	NO
6	6 13C4-PFOS	B8E0079-MSD1 Matrix Spike Dup 0.121...	2.76e3	73.6	NO
7	7 13C6-PFDA	B8E0079-MSD1 Matrix Spike Dup 0.121...	1.53e4	62.7	NO
8	8 13C7-PFUDa	B8E0079-MSD1 Matrix Spike Dup 0.121...	1.62e4	61.2	NO

Name: 180525M1_45, Date: 25-May-2018, Time: 23:03:16, ID: B8E0079-BLK1 Method Blank 0.125, Description: Method Blank

	# Name	ID	Area	%Rec	Area Out
1	1 13C4-PFBA	B8E0079-BLK1 Method Blank 0.125	8.59e3	86.4	NO
2	2 13C5-PFHxA	B8E0079-BLK1 Method Blank 0.125	1.48e4	86.0	NO
3	3 13C3-PFHxS	B8E0079-BLK1 Method Blank 0.125	3.27e3	90.5	NO
4	4 13C8-PFOA	B8E0079-BLK1 Method Blank 0.125	1.44e4	71.9	NO
5	5 13C9-PFNA	B8E0079-BLK1 Method Blank 0.125	2.00e4	92.8	NO
6	6 13C4-PFOS	B8E0079-BLK1 Method Blank 0.125	3.53e3	94.3	NO
7	7 13C6-PFDA	B8E0079-BLK1 Method Blank 0.125	2.10e4	86.3	NO
8	8 13C7-PFUDa	B8E0079-BLK1 Method Blank 0.125	2.37e4	89.5	NO

Name: 180525M1_46, Date: 25-May-2018, Time: 23:14:40, ID: 1800861-01 REEPDW451 0.09865, Description: REEPDW451

	# Name	ID	Area	%Rec	Area Out
1	1 13C4-PFBA	1800861-01 REEPDW451 0.09865	6.89e3	69.3	NO
2	2 13C5-PFHxA	1800861-01 REEPDW451 0.09865	1.17e4	68.3	NO
3	3 13C3-PFHxS	1800861-01 REEPDW451 0.09865	2.72e3	75.2	NO
4	4 13C8-PFOA	1800861-01 REEPDW451 0.09865	1.35e4	67.5	NO
5	5 13C9-PFNA	1800861-01 REEPDW451 0.09865	1.47e4	68.2	NO
6	6 13C4-PFOS	1800861-01 REEPDW451 0.09865	3.13e3	83.7	NO
7	7 13C6-PFDA	1800861-01 REEPDW451 0.09865	1.61e4	66.3	NO
8	8 13C7-PFUDa	1800861-01 REEPDW451 0.09865	1.80e4	68.1	NO

Dataset: Untitled

Last Altered: Saturday, May 26, 2018 14:57:09 Pacific Daylight Time

Printed: Saturday, May 26, 2018 14:57:16 Pacific Daylight Time

Name: 180525M1_47, Date: 25-May-2018, Time: 23:26:04, ID: 1800861-02 REEPDW452 0.11734, Description: REEPDW452

	# Name	ID	Area	%Rec	Area Out
1	1 13C4-PFBA	1800861-02 REEPDW452 0.11734	8.73e3	87.9	NO
2	2 13C5-PFHxA	1800861-02 REEPDW452 0.11734	1.36e4	79.1	NO
3	3 13C3-PFHxS	1800861-02 REEPDW452 0.11734	2.94e3	81.5	NO
4	4 13C8-PFOA	1800861-02 REEPDW452 0.11734	1.63e4	81.7	NO
5	5 13C9-PFNA	1800861-02 REEPDW452 0.11734	1.82e4	84.6	NO
6	6 13C4-PFOS	1800861-02 REEPDW452 0.11734	3.31e3	88.5	NO
7	7 13C6-PFDA	1800861-02 REEPDW452 0.11734	1.40e4	57.3	NO
8	8 13C7-PFUDa	1800861-02 REEPDW452 0.11734	2.13e4	80.5	NO

Name: 180525M1_48, Date: 25-May-2018, Time: 23:37:26, ID: 1800861-03 REEPDW453 0.11366, Description: REEPDW453

	# Name	ID	Area	%Rec	Area Out
1	1 13C4-PFBA	1800861-03 REEPDW453 0.11366	6.43e3	64.7	NO
2	2 13C5-PFHxA	1800861-03 REEPDW453 0.11366	1.17e4	67.9	NO
3	3 13C3-PFHxS	1800861-03 REEPDW453 0.11366	2.80e3	77.6	NO
4	4 13C8-PFOA	1800861-03 REEPDW453 0.11366	1.33e4	66.7	NO
5	5 13C9-PFNA	1800861-03 REEPDW453 0.11366	1.65e4	76.6	NO
6	6 13C4-PFOS	1800861-03 REEPDW453 0.11366	3.28e3	87.5	NO
7	7 13C6-PFDA	1800861-03 REEPDW453 0.11366	1.66e4	68.3	NO
8	8 13C7-PFUDa	1800861-03 REEPDW453 0.11366	1.97e4	74.5	NO

Name: 180525M1_49, Date: 25-May-2018, Time: 23:48:49, ID: 1800861-04 REEPDW454 0.11586, Description: REEPDW454

	# Name	ID	Area	%Rec	Area Out
1	1 13C4-PFBA	1800861-04 REEPDW454 0.11586	7.13e3	71.7	NO
2	2 13C5-PFHxA	1800861-04 REEPDW454 0.11586	1.21e4	70.3	NO
3	3 13C3-PFHxS	1800861-04 REEPDW454 0.11586	3.05e3	84.4	NO
4	4 13C8-PFOA	1800861-04 REEPDW454 0.11586	1.38e4	69.3	NO
5	5 13C9-PFNA	1800861-04 REEPDW454 0.11586	1.81e4	84.1	NO
6	6 13C4-PFOS	1800861-04 REEPDW454 0.11586	3.04e3	81.2	NO
7	7 13C6-PFDA	1800861-04 REEPDW454 0.11586	1.33e4	54.5	NO
8	8 13C7-PFUDa	1800861-04 REEPDW454 0.11586	2.11e4	79.7	NO

Name: 180525M1_50, Date: 26-May-2018, Time: 00:00:13, ID: 1800861-05 REEPDW456 0.11265, Description: REEPDW456

	# Name	ID	Area	%Rec	Area Out
1	1 13C4-PFBA	1800861-05 REEPDW456 0.11265	5.92e3	59.6	NO
2	2 13C5-PFHxA	1800861-05 REEPDW456 0.11265	1.06e4	61.4	NO
3	3 13C3-PFHxS	1800861-05 REEPDW456 0.11265	3.02e3	83.7	NO
4	4 13C8-PFOA	1800861-05 REEPDW456 0.11265	1.25e4	62.4	NO
5	5 13C9-PFNA	1800861-05 REEPDW456 0.11265	1.47e4	68.3	NO
6	6 13C4-PFOS	1800861-05 REEPDW456 0.11265	3.14e3	83.8	NO
7	7 13C6-PFDA	1800861-05 REEPDW456 0.11265	1.55e4	63.6	NO
8	8 13C7-PFUDa	1800861-05 REEPDW456 0.11265	1.92e4	72.4	NO

Dataset: Untitled

Last Altered: Saturday, May 26, 2018 14:57:09 Pacific Daylight Time

Printed: Saturday, May 26, 2018 14:57:16 Pacific Daylight Time

Name: 180525M1_51, Date: 26-May-2018, Time: 00:11:36, ID: IPA, Description: IPA

	# Name	ID	Area	%Rec	Area Out
1	1 13C4-PFBA	IPA			NO
2	2 13C5-PFHxA	IPA			NO
3	3 13C3-PFHxS	IPA			NO
4	4 13C8-PFOA	IPA			NO
5	5 13C9-PFNA	IPA			NO
6	6 13C4-PFOS	IPA			NO
7	7 13C6-PFDA	IPA			NO
8	8 13C7-PFUdA	IPA			NO

Name: 180525M1_52, Date: 26-May-2018, Time: 00:22:59, ID: ST180525M1-12 PFC CS3 18E2207, Description: PFC CS3 18E2207

	# Name	ID	Area	%Rec	Area Out
1	1 13C4-PFBA	ST180525M1-12 PFC CS3 18E2207	9.85e3	99.1	NO
2	2 13C5-PFHxA	ST180525M1-12 PFC CS3 18E2207	1.77e4	103.1	NO
3	3 13C3-PFHxS	ST180525M1-12 PFC CS3 18E2207	3.57e3	98.9	NO
4	4 13C8-PFOA	ST180525M1-12 PFC CS3 18E2207	1.87e4	93.5	NO
5	5 13C9-PFNA	ST180525M1-12 PFC CS3 18E2207	1.98e4	91.8	NO
6	6 13C4-PFOS	ST180525M1-12 PFC CS3 18E2207	4.05e3	108.2	NO
7	7 13C6-PFDA	ST180525M1-12 PFC CS3 18E2207	2.33e4	95.8	NO
8	8 13C7-PFUdA	ST180525M1-12 PFC CS3 18E2207	2.51e4	94.8	NO

Name: 180525M1_53, Date: 26-May-2018, Time: 00:34:22, ID: IPA, Description: IPA

	# Name	ID	Area	%Rec	Area Out
1	1 13C4-PFBA	IPA			NO
2	2 13C5-PFHxA	IPA			NO
3	3 13C3-PFHxS	IPA			NO
4	4 13C8-PFOA	IPA			NO
5	5 13C9-PFNA	IPA			NO
6	6 13C4-PFOS	IPA			NO
7	7 13C6-PFDA	IPA			NO
8	8 13C7-PFUdA	IPA			NO

Name: 180525M1_54, Date: 26-May-2018, Time: 00:45:45, ID: 1800861-06 REEPDW446 0.11633, Description: REEPDW446

	# Name	ID	Area	%Rec	Area Out
1	1 13C4-PFBA	1800861-06 REEPDW446 0.11633	6.93e3	69.7	NO
2	2 13C5-PFHxA	1800861-06 REEPDW446 0.11633	1.23e4	71.3	NO
3	3 13C3-PFHxS	1800861-06 REEPDW446 0.11633	2.88e3	79.8	NO
4	4 13C8-PFOA	1800861-06 REEPDW446 0.11633	1.37e4	68.7	NO
5	5 13C9-PFNA	1800861-06 REEPDW446 0.11633	1.56e4	72.6	NO
6	6 13C4-PFOS	1800861-06 REEPDW446 0.11633	3.37e3	89.9	NO
7	7 13C6-PFDA	1800861-06 REEPDW446 0.11633	1.61e4	66.2	NO
8	8 13C7-PFUdA	1800861-06 REEPDW446 0.11633	1.94e4	73.4	NO

Dataset: Untitled

Last Altered: Saturday, May 26, 2018 14:57:09 Pacific Daylight Time

Printed: Saturday, May 26, 2018 14:57:16 Pacific Daylight Time

Name: 180525M1_55, Date: 26-May-2018, Time: 00:57:09, ID: 1800861-07 REEPDW455 0.10182, Description: REEPDW455

	# Name	ID	Area	%Rec	Area Out
1	1 13C4-PFBA	1800861-07 REEPDW455 0.10182	6.01e3	60.4	NO
2	2 13C5-PFHxA	1800861-07 REEPDW455 0.10182	1.03e4	59.9	NO
3	3 13C3-PFHxS	1800861-07 REEPDW455 0.10182	2.72e3	75.3	NO
4	4 13C8-PFOA	1800861-07 REEPDW455 0.10182	1.29e4	64.5	NO
5	5 13C9-PFNA	1800861-07 REEPDW455 0.10182	1.50e4	69.6	NO
6	6 13C4-PFOS	1800861-07 REEPDW455 0.10182	2.86e3	76.3	NO
7	7 13C6-PFDA	1800861-07 REEPDW455 0.10182	1.44e4	58.9	NO
8	8 13C7-PFUDa	1800861-07 REEPDW455 0.10182	1.72e4	64.9	NO

Name: 180525M1_56, Date: 26-May-2018, Time: 01:08:32, ID: 1800861-08 REEPDW447 0.12297, Description: REEPDW447

	# Name	ID	Area	%Rec	Area Out
1	1 13C4-PFBA	1800861-08 REEPDW447 0.12297	6.18e3	62.2	NO
2	2 13C5-PFHxA	1800861-08 REEPDW447 0.12297	1.04e4	60.5	NO
3	3 13C3-PFHxS	1800861-08 REEPDW447 0.12297	2.60e3	71.8	NO
4	4 13C8-PFOA	1800861-08 REEPDW447 0.12297	1.17e4	58.7	NO
5	5 13C9-PFNA	1800861-08 REEPDW447 0.12297	1.48e4	68.6	NO
6	6 13C4-PFOS	1800861-08 REEPDW447 0.12297	2.93e3	78.2	NO
7	7 13C6-PFDA	1800861-08 REEPDW447 0.12297	1.43e4	58.7	NO
8	8 13C7-PFUDa	1800861-08 REEPDW447 0.12297	1.65e4	62.2	NO

Name: 180525M1_57, Date: 26-May-2018, Time: 01:19:56, ID: 1800861-09 REEPDW448 0.12129, Description: REEPDW448

	# Name	ID	Area	%Rec	Area Out
1	1 13C4-PFBA	1800861-09 REEPDW448 0.12129	7.84e3	78.9	NO
2	2 13C5-PFHxA	1800861-09 REEPDW448 0.12129	1.20e4	69.8	NO
3	3 13C3-PFHxS	1800861-09 REEPDW448 0.12129	2.77e3	76.6	NO
4	4 13C8-PFOA	1800861-09 REEPDW448 0.12129	1.30e4	65.3	NO
5	5 13C9-PFNA	1800861-09 REEPDW448 0.12129	1.67e4	77.6	NO
6	6 13C4-PFOS	1800861-09 REEPDW448 0.12129	2.99e3	79.9	NO
7	7 13C6-PFDA	1800861-09 REEPDW448 0.12129	1.53e4	62.8	NO
8	8 13C7-PFUDa	1800861-09 REEPDW448 0.12129	1.92e4	72.4	NO

Name: 180525M1_58, Date: 26-May-2018, Time: 01:31:20, ID: 1800861-10 REEPDW449 0.1213, Description: REEPDW449

	# Name	ID	Area	%Rec	Area Out
1	1 13C4-PFBA	1800861-10 REEPDW449 0.1213	9.40e3	94.5	NO
2	2 13C5-PFHxA	1800861-10 REEPDW449 0.1213	1.47e4	85.8	NO
3	3 13C3-PFHxS	1800861-10 REEPDW449 0.1213	3.48e3	96.2	NO
4	4 13C8-PFOA	1800861-10 REEPDW449 0.1213	1.69e4	84.8	NO
5	5 13C9-PFNA	1800861-10 REEPDW449 0.1213	1.72e4	79.9	NO
6	6 13C4-PFOS	1800861-10 REEPDW449 0.1213	3.86e3	102.9	NO
7	7 13C6-PFDA	1800861-10 REEPDW449 0.1213	1.89e4	77.5	NO
8	8 13C7-PFUDa	1800861-10 REEPDW449 0.1213	2.15e4	81.1	NO

Dataset: Untitled

Last Altered: Saturday, May 26, 2018 14:57:09 Pacific Daylight Time

Printed: Saturday, May 26, 2018 14:57:16 Pacific Daylight Time

Name: 180525M1_59, Date: 26-May-2018, Time: 01:42:43, ID: 1800861-11 REEPDW450 0.11781, Description: REEPDW450

	# Name	ID	Area	%Rec	Area Out
1	1 13C4-PFBA	1800861-11 REEPDW450 0.11781	6.55e3	65.9	NO
2	2 13C5-PFHxA	1800861-11 REEPDW450 0.11781	1.15e4	67.1	NO
3	3 13C3-PFHxS	1800861-11 REEPDW450 0.11781	2.83e3	78.3	NO
4	4 13C8-PFOA	1800861-11 REEPDW450 0.11781	1.30e4	64.9	NO
5	5 13C9-PFNA	1800861-11 REEPDW450 0.11781	1.54e4	71.4	NO
6	6 13C4-PFOS	1800861-11 REEPDW450 0.11781	3.08e3	82.2	NO
7	7 13C6-PFDA	1800861-11 REEPDW450 0.11781	1.54e4	63.1	NO
8	8 13C7-PFUDa	1800861-11 REEPDW450 0.11781	1.59e4	59.9	NO

Name: 180525M1_60, Date: 26-May-2018, Time: 01:54:07, ID: 1800861-12 REEPDW544 0.12182, Description: REEPDW544

	# Name	ID	Area	%Rec	Area Out
1	1 13C4-PFBA	1800861-12 REEPDW544 0.12182	7.45e3	74.9	NO
2	2 13C5-PFHxA	1800861-12 REEPDW544 0.12182	1.21e4	70.1	NO
3	3 13C3-PFHxS	1800861-12 REEPDW544 0.12182	2.98e3	82.4	NO
4	4 13C8-PFOA	1800861-12 REEPDW544 0.12182	1.34e4	67.0	NO
5	5 13C9-PFNA	1800861-12 REEPDW544 0.12182	1.55e4	72.1	NO
6	6 13C4-PFOS	1800861-12 REEPDW544 0.12182	3.07e3	81.9	NO
7	7 13C6-PFDA	1800861-12 REEPDW544 0.12182	1.63e4	67.1	NO
8	8 13C7-PFUDa	1800861-12 REEPDW544 0.12182	1.72e4	65.1	NO

Name: 180525M1_61, Date: 26-May-2018, Time: 02:05:30, ID: 1800861-13 REEPDW457 0.11929, Description: REEPDW457

	# Name	ID	Area	%Rec	Area Out
1	1 13C4-PFBA	1800861-13 REEPDW457 0.11929	5.72e3	57.6	NO
2	2 13C5-PFHxA	1800861-13 REEPDW457 0.11929	9.57e3	55.6	NO
3	3 13C3-PFHxS	1800861-13 REEPDW457 0.11929	2.46e3	68.1	NO
4	4 13C8-PFOA	1800861-13 REEPDW457 0.11929	1.00e4	50.1	NO
5	5 13C9-PFNA	1800861-13 REEPDW457 0.11929	1.42e4	66.2	NO
6	6 13C4-PFOS	1800861-13 REEPDW457 0.11929	2.77e3	73.9	NO
7	7 13C6-PFDA	1800861-13 REEPDW457 0.11929	1.53e4	62.9	NO
8	8 13C7-PFUDa	1800861-13 REEPDW457 0.11929	1.55e4	58.6	NO

Name: 180525M1_62, Date: 26-May-2018, Time: 02:16:53, ID: 1800861-14 REEPDW459 0.12194, Description: REEPDW459

	# Name	ID	Area	%Rec	Area Out
1	1 13C4-PFBA	1800861-14 REEPDW459 0.12194	6.15e3	61.9	NO
2	2 13C5-PFHxA	1800861-14 REEPDW459 0.12194	9.13e3	53.1	NO
3	3 13C3-PFHxS	1800861-14 REEPDW459 0.12194	2.52e3	69.7	NO
4	4 13C8-PFOA	1800861-14 REEPDW459 0.12194	1.02e4	51.2	NO
5	5 13C9-PFNA	1800861-14 REEPDW459 0.12194	1.28e4	59.3	NO
6	6 13C4-PFOS	1800861-14 REEPDW459 0.12194	2.80e3	74.9	NO
7	7 13C6-PFDA	1800861-14 REEPDW459 0.12194	9.81e3	40.3	YES
8	8 13C7-PFUDa	1800861-14 REEPDW459 0.12194	1.44e4	54.2	NO

Dataset: Untitled

Last Altered: Saturday, May 26, 2018 14:57:09 Pacific Daylight Time

Printed: Saturday, May 26, 2018 14:57:16 Pacific Daylight Time

Name: 180525M1_63, Date: 26-May-2018, Time: 02:28:17, ID: 1800861-15 REEPDW458 0.09068, Description: REEPDW458

	# Name	ID	Area	%Rec	Area Out
1	1 13C4-PFBA	1800861-15 REEPDW458 0.09068	5.17e3	52.0	NO
2	2 13C5-PFHxA	1800861-15 REEPDW458 0.09068	9.27e3	53.9	NO
3	3 13C3-PFHxS	1800861-15 REEPDW458 0.09068	2.72e3	75.3	NO
4	4 13C8-PFOA	1800861-15 REEPDW458 0.09068	1.13e4	56.6	NO
5	5 13C9-PFNA	1800861-15 REEPDW458 0.09068	1.30e4	60.3	NO
6	6 13C4-PFOS	1800861-15 REEPDW458 0.09068	2.91e3	77.8	NO
7	7 13C6-PFDA	1800861-15 REEPDW458 0.09068	1.12e4	46.1	YES
8	8 13C7-PFUDa	1800861-15 REEPDW458 0.09068	1.50e4	56.7	NO

Name: 180525M1_64, Date: 26-May-2018, Time: 02:39:39, ID: IPA, Description: IPA

	# Name	ID	Area	%Rec	Area Out
1	1 13C4-PFBA	IPA			NO
2	2 13C5-PFHxA	IPA			NO
3	3 13C3-PFHxS	IPA			NO
4	4 13C8-PFOA	IPA			NO
5	5 13C9-PFNA	IPA			NO
6	6 13C4-PFOS	IPA			NO
7	7 13C6-PFDA	IPA			NO
8	8 13C7-PFUDa	IPA			NO

Name: 180525M1_65, Date: 26-May-2018, Time: 02:51:03, ID: ST180525M1-13 PFC CS3 18E2207, Description: PFC CS3 18E2207

	# Name	ID	Area	%Rec	Area Out
1	1 13C4-PFBA	ST180525M1-13 PFC CS3 18E2207	9.84e3	99.0	NO
2	2 13C5-PFHxA	ST180525M1-13 PFC CS3 18E2207	1.64e4	95.2	NO
3	3 13C3-PFHxS	ST180525M1-13 PFC CS3 18E2207	3.63e3	100.5	NO
4	4 13C8-PFOA	ST180525M1-13 PFC CS3 18E2207	1.74e4	87.0	NO
5	5 13C9-PFNA	ST180525M1-13 PFC CS3 18E2207	2.09e4	97.3	NO
6	6 13C4-PFOS	ST180525M1-13 PFC CS3 18E2207	3.86e3	102.9	NO
7	7 13C6-PFDA	ST180525M1-13 PFC CS3 18E2207	2.31e4	94.8	NO
8	8 13C7-PFUDa	ST180525M1-13 PFC CS3 18E2207	2.53e4	95.4	NO

Name: 180525M1_66, Date: 26-May-2018, Time: 03:02:26, ID: ST180525M1-14 PFC CS0 18E2204, Description: PFC CS0 18E2204

	# Name	ID	Area	%Rec	Area Out
1	1 13C4-PFBA	ST180525M1-14 PFC CS0 18E2204	9.79e3	98.4	NO
2	2 13C5-PFHxA	ST180525M1-14 PFC CS0 18E2204	1.60e4	92.9	NO
3	3 13C3-PFHxS	ST180525M1-14 PFC CS0 18E2204	3.37e3	93.2	NO
4	4 13C8-PFOA	ST180525M1-14 PFC CS0 18E2204	1.55e4	77.8	NO
5	5 13C9-PFNA	ST180525M1-14 PFC CS0 18E2204	1.98e4	92.1	NO
6	6 13C4-PFOS	ST180525M1-14 PFC CS0 18E2204	3.64e3	97.2	NO
7	7 13C6-PFDA	ST180525M1-14 PFC CS0 18E2204	2.22e4	90.9	NO
8	8 13C7-PFUDa	ST180525M1-14 PFC CS0 18E2204	2.38e4	89.8	NO

Dataset: Untitled

Last Altered: Saturday, May 26, 2018 14:57:09 Pacific Daylight Time

Printed: Saturday, May 26, 2018 14:57:16 Pacific Daylight Time

Name: 180525M1_67, Date: 26-May-2018, Time: 03:13:50, ID: IPA, Description: IPA

	# Name	ID	Area	%Rec	Area Out
1	1 13C4-PFBA	IPA			NO
2	2 13C5-PFHxA	IPA			NO
3	3 13C3-PFHxS	IPA			NO
4	4 13C8-PFOA	IPA			NO
5	5 13C9-PFNA	IPA			NO
6	6 13C4-PFOS	IPA			NO
7	7 13C6-PFDA	IPA			NO
8	8 13C7-PFUDa	IPA			NO

Name: 180525M1_68, Date: 26-May-2018, Time: 03:25:14, ID: 1800861-16 REEPDW460 0.12028, Description: REEPDW460

	# Name	ID	Area	%Rec	Area Out
1	1 13C4-PFBA	1800861-16 REEPDW460 0.12028	5.90e3	59.4	NO
2	2 13C5-PFHxA	1800861-16 REEPDW460 0.12028	1.07e4	62.0	NO
3	3 13C3-PFHxS	1800861-16 REEPDW460 0.12028	2.77e3	76.7	NO
4	4 13C8-PFOA	1800861-16 REEPDW460 0.12028	1.30e4	65.0	NO
5	5 13C9-PFNA	1800861-16 REEPDW460 0.12028	1.45e4	67.1	NO
6	6 13C4-PFOS	1800861-16 REEPDW460 0.12028	3.07e3	82.0	NO
7	7 13C6-PFDA	1800861-16 REEPDW460 0.12028	1.46e4	60.1	NO
8	8 13C7-PFUDa	1800861-16 REEPDW460 0.12028	1.74e4	65.7	NO

Name: 180525M1_69, Date: 26-May-2018, Time: 03:36:37, ID: 1800861-17 REEPDW545 0.12248, Description: REEPDW545

	# Name	ID	Area	%Rec	Area Out
1	1 13C4-PFBA	1800861-17 REEPDW545 0.12248	7.30e3	73.5	NO
2	2 13C5-PFHxA	1800861-17 REEPDW545 0.12248	1.16e4	67.5	NO
3	3 13C3-PFHxS	1800861-17 REEPDW545 0.12248	3.08e3	85.1	NO
4	4 13C8-PFOA	1800861-17 REEPDW545 0.12248	1.31e4	65.5	NO
5	5 13C9-PFNA	1800861-17 REEPDW545 0.12248	1.45e4	67.4	NO
6	6 13C4-PFOS	1800861-17 REEPDW545 0.12248	3.23e3	86.3	NO
7	7 13C6-PFDA	1800861-17 REEPDW545 0.12248	1.48e4	60.7	NO
8	8 13C7-PFUDa	1800861-17 REEPDW545 0.12248	1.71e4	64.4	NO

Name: 180525M1_70, Date: 26-May-2018, Time: 03:48:00, ID: 1800797-06@10X PZ-2 0.25179, Description: PZ-2

	# Name	ID	Area	%Rec	Area Out
1	1 13C4-PFBA	1800797-06@10X PZ-2 0.25179	6.48e2	6.5	YES
2	2 13C5-PFHxA	1800797-06@10X PZ-2 0.25179	9.60e2	5.6	YES
3	3 13C3-PFHxS	1800797-06@10X PZ-2 0.25179	2.09e2	5.8	YES
4	4 13C8-PFOA	1800797-06@10X PZ-2 0.25179	1.11e3	5.5	YES
5	5 13C9-PFNA	1800797-06@10X PZ-2 0.25179	1.43e3	6.7	YES
6	6 13C4-PFOS	1800797-06@10X PZ-2 0.25179	2.43e2	6.5	YES
7	7 13C6-PFDA	1800797-06@10X PZ-2 0.25179	1.23e3	5.0	YES
8	8 13C7-PFUDa	1800797-06@10X PZ-2 0.25179	1.48e3	5.6	YES

Dataset: Untitled

Last Altered: Saturday, May 26, 2018 14:57:09 Pacific Daylight Time

Printed: Saturday, May 26, 2018 14:57:16 Pacific Daylight Time

Name: 180525M1_71, Date: 26-May-2018, Time: 03:59:23, ID: 1800797-11@10X MW-9 0.24793, Description: MW-9

	# Name	ID	Area	%Rec	Area Out
1	1 13C4-PFBA	1800797-11@10X MW-9 0.24793	7.09e2	7.1	YES
2	2 13C5-PFHxA	1800797-11@10X MW-9 0.24793	1.03e3	6.0	YES
3	3 13C3-PFHxS	1800797-11@10X MW-9 0.24793	2.35e2	6.5	YES
4	4 13C8-PFOA	1800797-11@10X MW-9 0.24793	1.21e3	6.1	YES
5	5 13C9-PFNA	1800797-11@10X MW-9 0.24793	1.50e3	7.0	YES
6	6 13C4-PFOS	1800797-11@10X MW-9 0.24793	2.58e2	6.9	YES
7	7 13C6-PFDA	1800797-11@10X MW-9 0.24793	1.35e3	5.5	YES
8	8 13C7-PFUDa	1800797-11@10X MW-9 0.24793	1.49e3	5.6	YES

Name: 180525M1_72, Date: 26-May-2018, Time: 04:10:46, ID: 1800797-12@10X BD-01 0.2463, Description: BD-01

	# Name	ID	Area	%Rec	Area Out
1	1 13C4-PFBA	1800797-12@10X BD-01 0.2463	7.46e2	7.5	YES
2	2 13C5-PFHxA	1800797-12@10X BD-01 0.2463	1.20e3	7.0	YES
3	3 13C3-PFHxS	1800797-12@10X BD-01 0.2463	2.29e2	6.3	YES
4	4 13C8-PFOA	1800797-12@10X BD-01 0.2463	1.21e3	6.1	YES
5	5 13C9-PFNA	1800797-12@10X BD-01 0.2463	1.50e3	7.0	YES
6	6 13C4-PFOS	1800797-12@10X BD-01 0.2463	2.71e2	7.2	YES
7	7 13C6-PFDA	1800797-12@10X BD-01 0.2463	1.73e3	7.1	YES
8	8 13C7-PFUDa	1800797-12@10X BD-01 0.2463	1.54e3	5.8	YES

Name: 180525M1_73, Date: 26-May-2018, Time: 04:22:11, ID: B8E0136-BS1 OPR 0.125, Description: OPR

	# Name	ID	Area	%Rec	Area Out
1	1 13C4-PFBA	B8E0136-BS1 OPR 0.125	8.23e3	82.8	NO
2	2 13C5-PFHxA	B8E0136-BS1 OPR 0.125	1.30e4	75.4	NO
3	3 13C3-PFHxS	B8E0136-BS1 OPR 0.125	2.80e3	77.4	NO
4	4 13C8-PFOA	B8E0136-BS1 OPR 0.125	1.43e4	71.4	NO
5	5 13C9-PFNA	B8E0136-BS1 OPR 0.125	1.62e4	75.1	NO
6	6 13C4-PFOS	B8E0136-BS1 OPR 0.125	3.11e3	83.0	NO
7	7 13C6-PFDA	B8E0136-BS1 OPR 0.125	1.24e4	51.1	NO
8	8 13C7-PFUDa	B8E0136-BS1 OPR 0.125	1.98e4	74.9	NO

Name: 180525M1_74, Date: 26-May-2018, Time: 04:33:35, ID: B8E0136-BSD1 LCSD 0.125, Description: LCSD

	# Name	ID	Area	%Rec	Area Out
1	1 13C4-PFBA	B8E0136-BSD1 LCSD 0.125	8.31e3	83.6	NO
2	2 13C5-PFHxA	B8E0136-BSD1 LCSD 0.125	1.33e4	77.7	NO
3	3 13C3-PFHxS	B8E0136-BSD1 LCSD 0.125	2.69e3	74.4	NO
4	4 13C8-PFOA	B8E0136-BSD1 LCSD 0.125	1.36e4	68.0	NO
5	5 13C9-PFNA	B8E0136-BSD1 LCSD 0.125	1.48e4	68.6	NO
6	6 13C4-PFOS	B8E0136-BSD1 LCSD 0.125	3.03e3	81.0	NO
7	7 13C6-PFDA	B8E0136-BSD1 LCSD 0.125	1.67e4	68.7	NO
8	8 13C7-PFUDa	B8E0136-BSD1 LCSD 0.125	1.68e4	63.3	NO

Dataset: Untitled

Last Altered: Saturday, May 26, 2018 14:57:09 Pacific Daylight Time

Printed: Saturday, May 26, 2018 14:57:16 Pacific Daylight Time

Name: 180525M1_75, Date: 26-May-2018, Time: 04:44:59, ID: B8E0136-BLK1 Method Blank 0.125, Description: Method Blank

	# Name	ID	Area	%Rec	Area Out
1	1 13C4-PFBA	B8E0136-BLK1 Method Blank 0.125	6.99e3	70.3	NO
2	2 13C5-PFHxA	B8E0136-BLK1 Method Blank 0.125	1.11e4	64.4	NO
3	3 13C3-PFHxS	B8E0136-BLK1 Method Blank 0.125	2.60e3	71.9	NO
4	4 13C8-PFOA	B8E0136-BLK1 Method Blank 0.125	1.17e4	58.7	NO
5	5 13C9-PFNA	B8E0136-BLK1 Method Blank 0.125	1.45e4	67.5	NO
6	6 13C4-PFOS	B8E0136-BLK1 Method Blank 0.125	2.81e3	75.1	NO
7	7 13C6-PFDA	B8E0136-BLK1 Method Blank 0.125	1.36e4	55.9	NO
8	8 13C7-PFUDa	B8E0136-BLK1 Method Blank 0.125	1.58e4	59.6	NO

Name: 180525M1_76, Date: 26-May-2018, Time: 04:56:23, ID: 1800925-01 REEPDW462 0.12078, Description: REEPDW462

	# Name	ID	Area	%Rec	Area Out
1	1 13C4-PFBA	1800925-01 REEPDW462 0.12078	7.67e3	77.1	NO
2	2 13C5-PFHxA	1800925-01 REEPDW462 0.12078	1.20e4	69.7	NO
3	3 13C3-PFHxS	1800925-01 REEPDW462 0.12078	2.70e3	74.7	NO
4	4 13C8-PFOA	1800925-01 REEPDW462 0.12078	1.32e4	66.0	NO
5	5 13C9-PFNA	1800925-01 REEPDW462 0.12078	1.55e4	71.8	NO
6	6 13C4-PFOS	1800925-01 REEPDW462 0.12078	3.19e3	85.3	NO
7	7 13C6-PFDA	1800925-01 REEPDW462 0.12078	1.50e4	61.5	NO
8	8 13C7-PFUDa	1800925-01 REEPDW462 0.12078	1.94e4	73.4	NO

Name: 180525M1_77, Date: 26-May-2018, Time: 05:07:45, ID: 1800925-02 REEPDW463 0.12068, Description: REEPDW463

	# Name	ID	Area	%Rec	Area Out
1	1 13C4-PFBA	1800925-02 REEPDW463 0.12068	6.65e3	66.9	NO
2	2 13C5-PFHxA	1800925-02 REEPDW463 0.12068	1.05e4	61.1	NO
3	3 13C3-PFHxS	1800925-02 REEPDW463 0.12068	2.56e3	70.8	NO
4	4 13C8-PFOA	1800925-02 REEPDW463 0.12068	1.15e4	57.5	NO
5	5 13C9-PFNA	1800925-02 REEPDW463 0.12068	1.41e4	65.7	NO
6	6 13C4-PFOS	1800925-02 REEPDW463 0.12068	2.86e3	76.2	NO
7	7 13C6-PFDA	1800925-02 REEPDW463 0.12068	1.45e4	59.4	NO
8	8 13C7-PFUDa	1800925-02 REEPDW463 0.12068	1.76e4	66.3	NO

Name: 180525M1_78, Date: 26-May-2018, Time: 05:19:09, ID: 1800925-03 REEPDW467 0.12158, Description: REEPDW467

	# Name	ID	Area	%Rec	Area Out
1	1 13C4-PFBA	1800925-03 REEPDW467 0.12158	7.04e3	70.8	NO
2	2 13C5-PFHxA	1800925-03 REEPDW467 0.12158	1.10e4	64.2	NO
3	3 13C3-PFHxS	1800925-03 REEPDW467 0.12158	2.85e3	78.9	NO
4	4 13C8-PFOA	1800925-03 REEPDW467 0.12158	1.19e4	59.8	NO
5	5 13C9-PFNA	1800925-03 REEPDW467 0.12158	1.46e4	67.9	NO
6	6 13C4-PFOS	1800925-03 REEPDW467 0.12158	3.08e3	82.2	NO
7	7 13C6-PFDA	1800925-03 REEPDW467 0.12158	1.48e4	60.8	NO
8	8 13C7-PFUDa	1800925-03 REEPDW467 0.12158	1.35e4	51.0	NO

Dataset: Untitled

Last Altered: Saturday, May 26, 2018 14:57:09 Pacific Daylight Time

Printed: Saturday, May 26, 2018 14:57:16 Pacific Daylight Time

Name: 180525M1_79, Date: 26-May-2018, Time: 05:30:33, ID: 1800925-04 REEPDW464 0.12025, Description: REEPDW464

	# Name	ID	Area	%Rec	Area Out
1	1 13C4-PFBA	1800925-04 REEPDW464 0.12025	6.96e3	70.0	NO
2	2 13C5-PFHxA	1800925-04 REEPDW464 0.12025	1.14e4	66.2	NO
3	3 13C3-PFHxS	1800925-04 REEPDW464 0.12025	2.68e3	74.1	NO
4	4 13C8-PFOA	1800925-04 REEPDW464 0.12025	1.20e4	59.8	NO
5	5 13C9-PFNA	1800925-04 REEPDW464 0.12025	1.37e4	63.4	NO
6	6 13C4-PFOS	1800925-04 REEPDW464 0.12025	2.96e3	78.9	NO
7	7 13C6-PFDA	1800925-04 REEPDW464 0.12025	1.43e4	58.9	NO
8	8 13C7-PFUDa	1800925-04 REEPDW464 0.12025	1.71e4	64.7	NO

Name: 180525M1_80, Date: 26-May-2018, Time: 05:41:56, ID: 1800925-05 REEPDW465 0.12435, Description: REEPDW465

	# Name	ID	Area	%Rec	Area Out
1	1 13C4-PFBA	1800925-05 REEPDW465 0.12435	8.30e3	83.5	NO
2	2 13C5-PFHxA	1800925-05 REEPDW465 0.12435	1.32e4	76.7	NO
3	3 13C3-PFHxS	1800925-05 REEPDW465 0.12435	2.98e3	82.5	NO
4	4 13C8-PFOA	1800925-05 REEPDW465 0.12435	1.36e4	68.1	NO
5	5 13C9-PFNA	1800925-05 REEPDW465 0.12435	1.65e4	76.5	NO
6	6 13C4-PFOS	1800925-05 REEPDW465 0.12435	3.07e3	82.1	NO
7	7 13C6-PFDA	1800925-05 REEPDW465 0.12435	1.49e4	61.2	NO
8	8 13C7-PFUDa	1800925-05 REEPDW465 0.12435	1.95e4	73.5	NO

Name: 180525M1_81, Date: 26-May-2018, Time: 05:53:19, ID: IPA, Description: IPA

	# Name	ID	Area	%Rec	Area Out
1	1 13C4-PFBA	IPA			NO
2	2 13C5-PFHxA	IPA			NO
3	3 13C3-PFHxS	IPA			NO
4	4 13C8-PFOA	IPA			NO
5	5 13C9-PFNA	IPA			NO
6	6 13C4-PFOS	IPA			NO
7	7 13C6-PFDA	IPA			NO
8	8 13C7-PFUDa	IPA			NO

Name: 180525M1_82, Date: 26-May-2018, Time: 06:04:44, ID: ST180525M1-15 PFC CS3 18E2207, Description: PFC CS3 18E2207

	# Name	ID	Area	%Rec	Area Out
1	1 13C4-PFBA	ST180525M1-15 PFC CS3 18E2207	9.81e3	98.7	NO
2	2 13C5-PFHxA	ST180525M1-15 PFC CS3 18E2207	1.78e4	103.5	NO
3	3 13C3-PFHxS	ST180525M1-15 PFC CS3 18E2207	3.49e3	96.7	NO
4	4 13C8-PFOA	ST180525M1-15 PFC CS3 18E2207	1.91e4	95.5	NO
5	5 13C9-PFNA	ST180525M1-15 PFC CS3 18E2207	1.95e4	90.6	NO
6	6 13C4-PFOS	ST180525M1-15 PFC CS3 18E2207	3.66e3	97.8	NO
7	7 13C6-PFDA	ST180525M1-15 PFC CS3 18E2207	2.15e4	88.2	NO
8	8 13C7-PFUDa	ST180525M1-15 PFC CS3 18E2207	2.51e4	94.8	NO

Dataset: Untitled

Last Altered: Saturday, May 26, 2018 14:57:09 Pacific Daylight Time

Printed: Saturday, May 26, 2018 14:57:16 Pacific Daylight Time

Name: 180525M1_83, Date: 26-May-2018, Time: 06:16:06, ID: IPA, Description: IPA

	# Name	ID	Area	%Rec	Area Out
1	1 13C4-PFBA	IPA			NO
2	2 13C5-PFHxA	IPA			NO
3	3 13C3-PFHxS	IPA			NO
4	4 13C8-PFOA	IPA			NO
5	5 13C9-PFNA	IPA			NO
6	6 13C4-PFOS	IPA			NO
7	7 13C6-PFDA	IPA			NO
8	8 13C7-PFUdA	IPA			NO

Name: 180525M1_84, Date: 26-May-2018, Time: 06:27:29, ID: 1800925-06 REEPDW466 0.12366, Description: REEPDW466

	# Name	ID	Area	%Rec	Area Out
1	1 13C4-PFBA	1800925-06 REEPDW466 0.12366	6.91e3	69.5	NO
2	2 13C5-PFHxA	1800925-06 REEPDW466 0.12366	1.12e4	64.9	NO
3	3 13C3-PFHxS	1800925-06 REEPDW466 0.12366	2.93e3	81.1	NO
4	4 13C8-PFOA	1800925-06 REEPDW466 0.12366	1.15e4	57.4	NO
5	5 13C9-PFNA	1800925-06 REEPDW466 0.12366	1.27e4	58.9	NO
6	6 13C4-PFOS	1800925-06 REEPDW466 0.12366	3.23e3	86.2	NO
7	7 13C6-PFDA	1800925-06 REEPDW466 0.12366	1.32e4	54.3	NO
8	8 13C7-PFUdA	1800925-06 REEPDW466 0.12366	1.68e4	63.5	NO

Name: 180525M1_85, Date: 26-May-2018, Time: 06:38:53, ID: 1800925-07 REEPDW468 0.11785, Description: REEPDW468

	# Name	ID	Area	%Rec	Area Out
1	1 13C4-PFBA	1800925-07 REEPDW468 0.11785	7.33e3	73.7	NO
2	2 13C5-PFHxA	1800925-07 REEPDW468 0.11785	1.19e4	69.2	NO
3	3 13C3-PFHxS	1800925-07 REEPDW468 0.11785	2.77e3	76.6	NO
4	4 13C8-PFOA	1800925-07 REEPDW468 0.11785	1.26e4	63.0	NO
5	5 13C9-PFNA	1800925-07 REEPDW468 0.11785	1.59e4	73.6	NO
6	6 13C4-PFOS	1800925-07 REEPDW468 0.11785	3.03e3	80.9	NO
7	7 13C6-PFDA	1800925-07 REEPDW468 0.11785	1.42e4	58.2	NO
8	8 13C7-PFUdA	1800925-07 REEPDW468 0.11785	1.80e4	67.8	NO

Name: 180525M1_86, Date: 26-May-2018, Time: 06:50:17, ID: 1800925-08 REEPDW473 0.12111, Description: REEPDW473

	# Name	ID	Area	%Rec	Area Out
1	1 13C4-PFBA	1800925-08 REEPDW473 0.12111	6.79e3	68.3	NO
2	2 13C5-PFHxA	1800925-08 REEPDW473 0.12111	1.08e4	62.6	NO
3	3 13C3-PFHxS	1800925-08 REEPDW473 0.12111	2.63e3	72.9	NO
4	4 13C8-PFOA	1800925-08 REEPDW473 0.12111	1.21e4	60.6	NO
5	5 13C9-PFNA	1800925-08 REEPDW473 0.12111	1.58e4	73.3	NO
6	6 13C4-PFOS	1800925-08 REEPDW473 0.12111	3.06e3	81.7	NO
7	7 13C6-PFDA	1800925-08 REEPDW473 0.12111	1.45e4	59.5	NO
8	8 13C7-PFUdA	1800925-08 REEPDW473 0.12111	1.80e4	68.0	NO

Dataset: Untitled

Last Altered: Saturday, May 26, 2018 14:57:09 Pacific Daylight Time

Printed: Saturday, May 26, 2018 14:57:16 Pacific Daylight Time

Name: 180525M1_87, Date: 26-May-2018, Time: 07:01:40, ID: 1800925-09 REEPDW474 0.1191, Description: REEPDW474

	# Name	ID	Area	%Rec	Area Out
1	1 13C4-PFBA	1800925-09 REEPDW474 0.1191	7.05e3	71.0	NO
2	2 13C5-PFHxA	1800925-09 REEPDW474 0.1191	1.08e4	63.1	NO
3	3 13C3-PFHxS	1800925-09 REEPDW474 0.1191	2.44e3	67.5	NO
4	4 13C8-PFOA	1800925-09 REEPDW474 0.1191	1.25e4	62.8	NO
5	5 13C9-PFNA	1800925-09 REEPDW474 0.1191	1.49e4	69.2	NO
6	6 13C4-PFOS	1800925-09 REEPDW474 0.1191	2.93e3	78.3	NO
7	7 13C6-PFDA	1800925-09 REEPDW474 0.1191	1.66e4	68.3	NO
8	8 13C7-PFUDa	1800925-09 REEPDW474 0.1191	1.87e4	70.8	NO

Name: 180525M1_88, Date: 26-May-2018, Time: 07:13:04, ID: 1800925-10 REEPDW477 0.12142, Description: REEPDW477

	# Name	ID	Area	%Rec	Area Out
1	1 13C4-PFBA	1800925-10 REEPDW477 0.12142	7.46e3	75.1	NO
2	2 13C5-PFHxA	1800925-10 REEPDW477 0.12142	1.24e4	72.4	NO
3	3 13C3-PFHxS	1800925-10 REEPDW477 0.12142	2.86e3	79.1	NO
4	4 13C8-PFOA	1800925-10 REEPDW477 0.12142	1.26e4	62.9	NO
5	5 13C9-PFNA	1800925-10 REEPDW477 0.12142	1.55e4	72.0	NO
6	6 13C4-PFOS	1800925-10 REEPDW477 0.12142	3.02e3	80.6	NO
7	7 13C6-PFDA	1800925-10 REEPDW477 0.12142	1.75e4	71.9	NO
8	8 13C7-PFUDa	1800925-10 REEPDW477 0.12142	1.64e4	62.1	NO

Name: 180525M1_89, Date: 26-May-2018, Time: 07:24:27, ID: 1800925-11 REEPDW476 0.12031, Description: REEPDW476

	# Name	ID	Area	%Rec	Area Out
1	1 13C4-PFBA	1800925-11 REEPDW476 0.12031	7.31e3	73.6	NO
2	2 13C5-PFHxA	1800925-11 REEPDW476 0.12031	1.12e4	65.4	NO
3	3 13C3-PFHxS	1800925-11 REEPDW476 0.12031	2.64e3	73.1	NO
4	4 13C8-PFOA	1800925-11 REEPDW476 0.12031	1.28e4	64.3	NO
5	5 13C9-PFNA	1800925-11 REEPDW476 0.12031	1.38e4	64.0	NO
6	6 13C4-PFOS	1800925-11 REEPDW476 0.12031	3.03e3	80.9	NO
7	7 13C6-PFDA	1800925-11 REEPDW476 0.12031	1.55e4	63.7	NO
8	8 13C7-PFUDa	1800925-11 REEPDW476 0.12031	1.77e4	66.8	NO

Name: 180525M1_90, Date: 26-May-2018, Time: 07:35:49, ID: 1800925-12 REEPDW472 0.12207, Description: REEPDW472

	# Name	ID	Area	%Rec	Area Out
1	1 13C4-PFBA	1800925-12 REEPDW472 0.12207	6.59e3	66.3	NO
2	2 13C5-PFHxA	1800925-12 REEPDW472 0.12207	1.11e4	64.4	NO
3	3 13C3-PFHxS	1800925-12 REEPDW472 0.12207	2.55e3	70.5	NO
4	4 13C8-PFOA	1800925-12 REEPDW472 0.12207	1.16e4	58.3	NO
5	5 13C9-PFNA	1800925-12 REEPDW472 0.12207	1.20e4	56.0	NO
6	6 13C4-PFOS	1800925-12 REEPDW472 0.12207	2.58e3	68.9	NO
7	7 13C6-PFDA	1800925-12 REEPDW472 0.12207	1.33e4	54.7	NO
8	8 13C7-PFUDa	1800925-12 REEPDW472 0.12207	1.54e4	58.0	NO

Dataset: Untitled

Last Altered: Saturday, May 26, 2018 14:57:09 Pacific Daylight Time

Printed: Saturday, May 26, 2018 14:57:16 Pacific Daylight Time

Name: 180525M1_91, Date: 26-May-2018, Time: 07:47:13, ID: B8E0055-BS1 OPR 0.25, Description: OPR

#	Name	ID	Area	%Rec	Area Out
1	1 13C4-PFBA	B8E0055-BS1 OPR 0.25	6.80e3	68.4	NO
2	2 13C5-PFHxA	B8E0055-BS1 OPR 0.25	1.08e4	62.8	NO
3	3 13C3-PFHxS	B8E0055-BS1 OPR 0.25	2.16e3	59.7	NO
4	4 13C8-PFOA	B8E0055-BS1 OPR 0.25	1.14e4	57.2	NO
5	5 13C9-PFNA	B8E0055-BS1 OPR 0.25	1.29e4	59.7	NO
6	6 13C4-PFOS	B8E0055-BS1 OPR 0.25	2.34e3	62.5	NO
7	7 13C6-PFDA	B8E0055-BS1 OPR 0.25	1.01e4	41.6	YES
8	8 13C7-PFUDa	B8E0055-BS1 OPR 0.25	1.56e4	59.0	NO

Name: 180525M1_92, Date: 26-May-2018, Time: 07:58:36, ID: B8E0055-MS1 Matrix Spike 0.25991, Description: Matrix Spike

#	Name	ID	Area	%Rec	Area Out
1	1 13C4-PFBA	B8E0055-MS1 Matrix Spike 0.25991	6.12e3	61.6	NO
2	2 13C5-PFHxA	B8E0055-MS1 Matrix Spike 0.25991	9.47e3	55.1	NO
3	3 13C3-PFHxS	B8E0055-MS1 Matrix Spike 0.25991	2.17e3	60.2	NO
4	4 13C8-PFOA	B8E0055-MS1 Matrix Spike 0.25991	1.06e4	52.8	NO
5	5 13C9-PFNA	B8E0055-MS1 Matrix Spike 0.25991	1.13e4	52.7	NO
6	6 13C4-PFOS	B8E0055-MS1 Matrix Spike 0.25991	2.43e3	64.8	NO
7	7 13C6-PFDA	B8E0055-MS1 Matrix Spike 0.25991	1.25e4	51.4	NO
8	8 13C7-PFUDa	B8E0055-MS1 Matrix Spike 0.25991	1.36e4	51.3	NO

Name: 180525M1_93, Date: 26-May-2018, Time: 08:10:00, ID: B8E0055-MSD1 Matrix Spike Dup 0.25757, Description: Matrix Spike Dup

#	Name	ID	Area	%Rec	Area Out
1	1 13C4-PFBA	B8E0055-MSD1 Matrix Spike Dup 0.257...	7.67e3	77.2	NO
2	2 13C5-PFHxA	B8E0055-MSD1 Matrix Spike Dup 0.257...	1.11e4	64.5	NO
3	3 13C3-PFHxS	B8E0055-MSD1 Matrix Spike Dup 0.257...	2.77e3	76.6	NO
4	4 13C8-PFOA	B8E0055-MSD1 Matrix Spike Dup 0.257...	1.11e4	55.8	NO
5	5 13C9-PFNA	B8E0055-MSD1 Matrix Spike Dup 0.257...	1.17e4	54.2	NO
6	6 13C4-PFOS	B8E0055-MSD1 Matrix Spike Dup 0.257...	2.83e3	75.5	NO
7	7 13C6-PFDA	B8E0055-MSD1 Matrix Spike Dup 0.257...	1.29e4	53.1	NO
8	8 13C7-PFUDa	B8E0055-MSD1 Matrix Spike Dup 0.257...	1.18e4	44.5	YES

Name: 180525M1_94, Date: 26-May-2018, Time: 08:21:24, ID: B8E0055-BLK1 Method Blank 0.25, Description: Method Blank

#	Name	ID	Area	%Rec	Area Out
1	1 13C4-PFBA	B8E0055-BLK1 Method Blank 0.25	7.28e3	73.2	NO
2	2 13C5-PFHxA	B8E0055-BLK1 Method Blank 0.25	1.07e4	62.4	NO
3	3 13C3-PFHxS	B8E0055-BLK1 Method Blank 0.25	2.27e3	62.9	NO
4	4 13C8-PFOA	B8E0055-BLK1 Method Blank 0.25	1.16e4	58.3	NO
5	5 13C9-PFNA	B8E0055-BLK1 Method Blank 0.25	1.23e4	57.1	NO
6	6 13C4-PFOS	B8E0055-BLK1 Method Blank 0.25	2.55e3	68.0	NO
7	7 13C6-PFDA	B8E0055-BLK1 Method Blank 0.25	1.31e4	53.9	NO
8	8 13C7-PFUDa	B8E0055-BLK1 Method Blank 0.25	1.64e4	61.9	NO

Dataset: Untitled

Last Altered: Saturday, May 26, 2018 14:57:09 Pacific Daylight Time

Printed: Saturday, May 26, 2018 14:57:16 Pacific Daylight Time

Name: 180525M1_95, Date: 26-May-2018, Time: 08:32:47, ID: 1800803-01 BPS1-TT-MW308S-20180426 0.25944, Description: BPS1-TT-MW308S-20180426

	# Name	ID	Area	%Rec	Area Out
1	1 13C4-PFBA	1800803-01 BPS1-TT-MW308S-20180...	7.91e3	79.6	NO
2	2 13C5-PFHxA	1800803-01 BPS1-TT-MW308S-20180...	1.18e4	68.5	NO
3	3 13C3-PFHxS	1800803-01 BPS1-TT-MW308S-20180...	2.45e3	67.8	NO
4	4 13C8-PFOA	1800803-01 BPS1-TT-MW308S-20180...	1.26e4	62.9	NO
5	5 13C9-PFNA	1800803-01 BPS1-TT-MW308S-20180...	1.32e4	61.3	NO
6	6 13C4-PFOS	1800803-01 BPS1-TT-MW308S-20180...	2.87e3	76.7	NO
7	7 13C6-PFDA	1800803-01 BPS1-TT-MW308S-20180...	1.44e4	59.1	NO
8	8 13C7-PFUDa	1800803-01 BPS1-TT-MW308S-20180...	1.56e4	58.9	NO

Name: 180525M1_96, Date: 26-May-2018, Time: 08:44:12, ID: 1800803-02 BPS1-TT-MW305D-20180427 0.25699, Description: BPS1-TT-MW305D-20180427

	# Name	ID	Area	%Rec	Area Out
1	1 13C4-PFBA	1800803-02 BPS1-TT-MW305D-20180...	7.65e3	77.0	NO
2	2 13C5-PFHxA	1800803-02 BPS1-TT-MW305D-20180...	1.18e4	68.6	NO
3	3 13C3-PFHxS	1800803-02 BPS1-TT-MW305D-20180...	2.76e3	76.5	NO
4	4 13C8-PFOA	1800803-02 BPS1-TT-MW305D-20180...	1.25e4	62.7	NO
5	5 13C9-PFNA	1800803-02 BPS1-TT-MW305D-20180...	1.39e4	64.7	NO
6	6 13C4-PFOS	1800803-02 BPS1-TT-MW305D-20180...	2.89e3	77.3	NO
7	7 13C6-PFDA	1800803-02 BPS1-TT-MW305D-20180...	1.51e4	61.8	NO
8	8 13C7-PFUDa	1800803-02 BPS1-TT-MW305D-20180...	1.68e4	63.5	NO

Name: 180525M1_97, Date: 26-May-2018, Time: 08:55:36, ID: 1800803-03 BPS1-TT-MW305S-20180427 0.25927, Description: BPS1-TT-MW305S-20180427

	# Name	ID	Area	%Rec	Area Out
1	1 13C4-PFBA	1800803-03 BPS1-TT-MW305S-20180...	6.94e3	69.8	NO
2	2 13C5-PFHxA	1800803-03 BPS1-TT-MW305S-20180...	1.12e4	65.2	NO
3	3 13C3-PFHxS	1800803-03 BPS1-TT-MW305S-20180...	2.39e3	66.3	NO
4	4 13C8-PFOA	1800803-03 BPS1-TT-MW305S-20180...	1.17e4	58.6	NO
5	5 13C9-PFNA	1800803-03 BPS1-TT-MW305S-20180...	1.40e4	65.1	NO
6	6 13C4-PFOS	1800803-03 BPS1-TT-MW305S-20180...	2.54e3	67.7	NO
7	7 13C6-PFDA	1800803-03 BPS1-TT-MW305S-20180...	1.34e4	55.0	NO
8	8 13C7-PFUDa	1800803-03 BPS1-TT-MW305S-20180...	1.44e4	54.3	NO

Name: 180525M1_98, Date: 26-May-2018, Time: 09:06:59, ID: IPA, Description: IPA

	# Name	ID	Area	%Rec	Area Out
1	1 13C4-PFBA	IPA			NO
2	2 13C5-PFHxA	IPA			NO
3	3 13C3-PFHxS	IPA			NO
4	4 13C8-PFOA	IPA			NO
5	5 13C9-PFNA	IPA			NO
6	6 13C4-PFOS	IPA			NO
7	7 13C6-PFDA	IPA			NO
8	8 13C7-PFUDa	IPA			NO

Dataset: Untitled

Last Altered: Saturday, May 26, 2018 14:57:09 Pacific Daylight Time

Printed: Saturday, May 26, 2018 14:57:16 Pacific Daylight Time

Name: 180525M1_99, Date: 26-May-2018, Time: 09:18:23, ID: ST180525M1-16 PFC CS3 18E2207, Description: PFC CS3 18E2207

	# Name	ID	Area	%Rec	Area Out
1	1 13C4-PFBA	ST180525M1-16 PFC CS3 18E2207	1.06e4	106.9	NO
2	2 13C5-PFHxA	ST180525M1-16 PFC CS3 18E2207	1.63e4	94.7	NO
3	3 13C3-PFHxS	ST180525M1-16 PFC CS3 18E2207	3.47e3	96.0	NO
4	4 13C8-PFOA	ST180525M1-16 PFC CS3 18E2207	1.90e4	95.0	NO
5	5 13C9-PFNA	ST180525M1-16 PFC CS3 18E2207	2.25e4	104.7	NO
6	6 13C4-PFOS	ST180525M1-16 PFC CS3 18E2207	3.79e3	101.2	NO
7	7 13C6-PFDA	ST180525M1-16 PFC CS3 18E2207	2.43e4	99.9	NO
8	8 13C7-PFUDa	ST180525M1-16 PFC CS3 18E2207	2.41e4	90.9	NO

Name: 180525M1_100, Date: 26-May-2018, Time: 09:29:46, ID: IPA, Description: IPA

	# Name	ID	Area	%Rec	Area Out
1	1 13C4-PFBA	IPA			NO
2	2 13C5-PFHxA	IPA			NO
3	3 13C3-PFHxS	IPA			NO
4	4 13C8-PFOA	IPA			NO
5	5 13C9-PFNA	IPA			NO
6	6 13C4-PFOS	IPA			NO
7	7 13C6-PFDA	IPA			NO
8	8 13C7-PFUDa	IPA			NO

Name: 180525M1_101, Date: 26-May-2018, Time: 09:41:09, ID: 1800803-04 BP-HN-MW24IR-20180427 0.25555, Description: BP-HN-MW24IR-20180427

	# Name	ID	Area	%Rec	Area Out
1	1 13C4-PFBA	1800803-04 BP-HN-MW24IR-20180427...	6.62e3	66.6	NO
2	2 13C5-PFHxA	1800803-04 BP-HN-MW24IR-20180427...	1.04e4	60.6	NO
3	3 13C3-PFHxS	1800803-04 BP-HN-MW24IR-20180427...	2.09e3	57.8	NO
4	4 13C8-PFOA	1800803-04 BP-HN-MW24IR-20180427...	1.20e4	60.2	NO
5	5 13C9-PFNA	1800803-04 BP-HN-MW24IR-20180427...	1.27e4	58.9	NO
6	6 13C4-PFOS	1800803-04 BP-HN-MW24IR-20180427...	2.28e3	60.8	NO
7	7 13C6-PFDA	1800803-04 BP-HN-MW24IR-20180427...	1.34e4	54.9	NO
8	8 13C7-PFUDa	1800803-04 BP-HN-MW24IR-20180427...	1.46e4	55.1	NO

Name: 180525M1_102, Date: 26-May-2018, Time: 09:52:30, ID: 1800803-05 BPS1-TT-MW305I-20180427 0.25534, Description: BPS1-TT-MW305I-20180427

	# Name	ID	Area	%Rec	Area Out
1	1 13C4-PFBA	1800803-05 BPS1-TT-MW305I-201804...	6.35e3	63.9	NO
2	2 13C5-PFHxA	1800803-05 BPS1-TT-MW305I-201804...	8.89e3	51.7	NO
3	3 13C3-PFHxS	1800803-05 BPS1-TT-MW305I-201804...	2.57e3	71.1	NO
4	4 13C8-PFOA	1800803-05 BPS1-TT-MW305I-201804...	9.45e3	47.3	YES
5	5 13C9-PFNA	1800803-05 BPS1-TT-MW305I-201804...	8.37e3	38.9	YES
6	6 13C4-PFOS	1800803-05 BPS1-TT-MW305I-201804...	2.85e3	76.2	NO
7	7 13C6-PFDA	1800803-05 BPS1-TT-MW305I-201804...	9.54e3	39.1	YES
8	8 13C7-PFUDa	1800803-05 BPS1-TT-MW305I-201804...	1.04e4	39.4	YES

Dataset: Untitled

Last Altered: Saturday, May 26, 2018 14:57:09 Pacific Daylight Time

Printed: Saturday, May 26, 2018 14:57:16 Pacific Daylight Time

Name: 180525M1_103, Date: 26-May-2018, Time: 10:03:53, ID: 1800803-06 BP-MH-SW4001-South-20180427 0.25704, Description: BP-MH-SW4001-South-20180427

	# Name	ID	Area	%Rec	Area Out
1	1 13C4-PFBA	1800803-06 BP-MH-SW4001-South-20...	5.84e3	58.7	NO
2	2 13C5-PFHxA	1800803-06 BP-MH-SW4001-South-20...	8.90e3	51.8	NO
3	3 13C3-PFHxS	1800803-06 BP-MH-SW4001-South-20...	2.25e3	62.3	NO
4	4 13C8-PFOA	1800803-06 BP-MH-SW4001-South-20...	8.83e3	44.2	YES
5	5 13C9-PFNA	1800803-06 BP-MH-SW4001-South-20...	9.71e3	45.1	YES
6	6 13C4-PFOS	1800803-06 BP-MH-SW4001-South-20...	2.39e3	63.9	NO
7	7 13C6-PFDA	1800803-06 BP-MH-SW4001-South-20...	9.72e3	39.9	YES
8	8 13C7-PFUDa	1800803-06 BP-MH-SW4001-South-20...	1.17e4	44.1	YES

Name: 180525M1_104, Date: 26-May-2018, Time: 10:15:17, ID: 1800803-07 BP-TT-SW4002-20180427 0.25505, Description: BP-TT-SW4002-20180427

	# Name	ID	Area	%Rec	Area Out
1	1 13C4-PFBA	1800803-07 BP-TT-SW4002-20180427 ...	5.52e3	55.6	NO
2	2 13C5-PFHxA	1800803-07 BP-TT-SW4002-20180427 ...	8.86e3	51.6	NO
3	3 13C3-PFHxS	1800803-07 BP-TT-SW4002-20180427 ...	2.05e3	56.7	NO
4	4 13C8-PFOA	1800803-07 BP-TT-SW4002-20180427 ...	9.55e3	47.8	YES
5	5 13C9-PFNA	1800803-07 BP-TT-SW4002-20180427 ...	1.12e4	52.1	NO
6	6 13C4-PFOS	1800803-07 BP-TT-SW4002-20180427 ...	2.21e3	59.1	NO
7	7 13C6-PFDA	1800803-07 BP-TT-SW4002-20180427 ...	1.24e4	51.1	NO
8	8 13C7-PFUDa	1800803-07 BP-TT-SW4002-20180427 ...	1.32e4	50.0	NO

Name: 180525M1_105, Date: 26-May-2018, Time: 10:26:40, ID: 1800803-08 BP-TT-SW4004-20180427 0.25402, Description: BP-TT-SW4004-20180427

	# Name	ID	Area	%Rec	Area Out
1	1 13C4-PFBA	1800803-08 BP-TT-SW4004-20180427 ...	5.74e3	57.7	NO
2	2 13C5-PFHxA	1800803-08 BP-TT-SW4004-20180427 ...	9.67e3	56.3	NO
3	3 13C3-PFHxS	1800803-08 BP-TT-SW4004-20180427 ...	2.18e3	60.4	NO
4	4 13C8-PFOA	1800803-08 BP-TT-SW4004-20180427 ...	1.18e4	58.9	NO
5	5 13C9-PFNA	1800803-08 BP-TT-SW4004-20180427 ...	1.24e4	57.5	NO
6	6 13C4-PFOS	1800803-08 BP-TT-SW4004-20180427 ...	2.48e3	66.1	NO
7	7 13C6-PFDA	1800803-08 BP-TT-SW4004-20180427 ...	1.31e4	54.0	NO
8	8 13C7-PFUDa	1800803-08 BP-TT-SW4004-20180427 ...	1.52e4	57.3	NO

Name: 180525M1_106, Date: 26-May-2018, Time: 10:38:04, ID: 1800824-01 BPS1-TT-MW309D-20180429 0.25658, Description: BPS1-TT-MW309D-20180429

	# Name	ID	Area	%Rec	Area Out
1	1 13C4-PFBA	1800824-01 BPS1-TT-MW309D-20180...	6.45e3	64.8	NO
2	2 13C5-PFHxA	1800824-01 BPS1-TT-MW309D-20180...	1.07e4	62.2	NO
3	3 13C3-PFHxS	1800824-01 BPS1-TT-MW309D-20180...	2.38e3	66.0	NO
4	4 13C8-PFOA	1800824-01 BPS1-TT-MW309D-20180...	1.10e4	55.2	NO
5	5 13C9-PFNA	1800824-01 BPS1-TT-MW309D-20180...	1.19e4	55.3	NO
6	6 13C4-PFOS	1800824-01 BPS1-TT-MW309D-20180...	2.51e3	66.9	NO
7	7 13C6-PFDA	1800824-01 BPS1-TT-MW309D-20180...	1.35e4	55.4	NO
8	8 13C7-PFUDa	1800824-01 BPS1-TT-MW309D-20180...	1.43e4	54.2	NO

Dataset: Untitled

Last Altered: Saturday, May 26, 2018 14:57:09 Pacific Daylight Time

Printed: Saturday, May 26, 2018 14:57:16 Pacific Daylight Time

Name: 180525M1_107, Date: 26-May-2018, Time: 10:49:27, ID: 1800824-02 BPS1-TT-MW301D-20180429 0.25827, Description: BPS1-TT-MW301D-20180429

	# Name	ID	Area	%Rec	Area Out
1	1 13C4-PFBA	1800824-02 BPS1-TT-MW301D-20180...	5.53e3	55.7	NO
2	2 13C5-PFHxA	1800824-02 BPS1-TT-MW301D-20180...	8.68e3	50.5	NO
3	3 13C3-PFHxS	1800824-02 BPS1-TT-MW301D-20180...	2.09e3	57.8	NO
4	4 13C8-PFOA	1800824-02 BPS1-TT-MW301D-20180...	9.64e3	48.3	YES
5	5 13C9-PFNA	1800824-02 BPS1-TT-MW301D-20180...	1.07e4	49.8	YES
6	6 13C4-PFOS	1800824-02 BPS1-TT-MW301D-20180...	2.27e3	60.7	NO
7	7 13C6-PFDA	1800824-02 BPS1-TT-MW301D-20180...	1.15e4	47.0	YES
8	8 13C7-PFUDa	1800824-02 BPS1-TT-MW301D-20180...	1.27e4	47.9	YES

Name: 180525M1_108, Date: 26-May-2018, Time: 11:00:50, ID: 1800824-03 BP-EB02-20180429 0.25598, Description: BP-EB02-20180429

	# Name	ID	Area	%Rec	Area Out
1	1 13C4-PFBA	1800824-03 BP-EB02-20180429 0.25598	3.59e3	36.1	YES
2	2 13C5-PFHxA	1800824-03 BP-EB02-20180429 0.25598	7.39e3	43.0	YES
3	3 13C3-PFHxS	1800824-03 BP-EB02-20180429 0.25598	2.18e3	60.4	NO
4	4 13C8-PFOA	1800824-03 BP-EB02-20180429 0.25598	9.73e3	48.7	YES
5	5 13C9-PFNA	1800824-03 BP-EB02-20180429 0.25598	1.17e4	54.4	NO
6	6 13C4-PFOS	1800824-03 BP-EB02-20180429 0.25598	2.37e3	63.3	NO
7	7 13C6-PFDA	1800824-03 BP-EB02-20180429 0.25598	1.23e4	50.6	NO
8	8 13C7-PFUDa	1800824-03 BP-EB02-20180429 0.25598	1.30e4	49.1	YES

Name: 180525M1_109, Date: 26-May-2018, Time: 11:12:13, ID: 1800824-04 BPS1-TT-MW311S-20180429 0.25816, Description: BPS1-TT-MW311S-20180429

	# Name	ID	Area	%Rec	Area Out
1	1 13C4-PFBA	1800824-04 BPS1-TT-MW311S-201804...	6.20e3	62.4	NO
2	2 13C5-PFHxA	1800824-04 BPS1-TT-MW311S-201804...	9.90e3	57.6	NO
3	3 13C3-PFHxS	1800824-04 BPS1-TT-MW311S-201804...	2.30e3	63.7	NO
4	4 13C8-PFOA	1800824-04 BPS1-TT-MW311S-201804...	1.05e4	52.5	NO
5	5 13C9-PFNA	1800824-04 BPS1-TT-MW311S-201804...	1.12e4	51.9	NO
6	6 13C4-PFOS	1800824-04 BPS1-TT-MW311S-201804...	2.45e3	65.4	NO
7	7 13C6-PFDA	1800824-04 BPS1-TT-MW311S-201804...	1.26e4	51.7	NO
8	8 13C7-PFUDa	1800824-04 BPS1-TT-MW311S-201804...	1.33e4	50.2	NO

Name: 180525M1_110, Date: 26-May-2018, Time: 11:23:36, ID: 1800824-05 BPS1-TT-MW312S-20180429 0.25544, Description: BPS1-TT-MW312S-20180429

	# Name	ID	Area	%Rec	Area Out
1	1 13C4-PFBA	1800824-05 BPS1-TT-MW312S-20180...	4.79e3	48.2	YES
2	2 13C5-PFHxA	1800824-05 BPS1-TT-MW312S-20180...	8.43e3	49.0	YES
3	3 13C3-PFHxS	1800824-05 BPS1-TT-MW312S-20180...	2.04e3	56.4	NO
4	4 13C8-PFOA	1800824-05 BPS1-TT-MW312S-20180...	9.55e3	47.8	YES
5	5 13C9-PFNA	1800824-05 BPS1-TT-MW312S-20180...	1.08e4	50.3	NO
6	6 13C4-PFOS	1800824-05 BPS1-TT-MW312S-20180...	1.97e3	52.5	NO
7	7 13C6-PFDA	1800824-05 BPS1-TT-MW312S-20180...	1.07e4	43.7	YES
8	8 13C7-PFUDa	1800824-05 BPS1-TT-MW312S-20180...	1.16e4	43.6	YES

Dataset: Untitled

Last Altered: Saturday, May 26, 2018 14:57:09 Pacific Daylight Time

Printed: Saturday, May 26, 2018 14:57:16 Pacific Daylight Time

Name: 180525M1_111, Date: 26-May-2018, Time: 11:34:59, ID: 1800824-06 BP-DUP05-20180429 0.25898, Description: BP-DUP05-20180429

	# Name	ID	Area	%Rec	Area Out
1	1 13C4-PFBA	1800824-06 BP-DUP05-20180429 0.25...	5.82e3	58.6	NO
2	2 13C5-PFHxA	1800824-06 BP-DUP05-20180429 0.25...	9.55e3	55.5	NO
3	3 13C3-PFHxS	1800824-06 BP-DUP05-20180429 0.25...	2.14e3	59.3	NO
4	4 13C8-PFOA	1800824-06 BP-DUP05-20180429 0.25...	9.85e3	49.3	YES
5	5 13C9-PFNA	1800824-06 BP-DUP05-20180429 0.25...	1.13e4	52.4	NO
6	6 13C4-PFOS	1800824-06 BP-DUP05-20180429 0.25...	2.19e3	58.5	NO
7	7 13C6-PFDA	1800824-06 BP-DUP05-20180429 0.25...	1.11e4	45.6	YES
8	8 13C7-PFUDa	1800824-06 BP-DUP05-20180429 0.25...	1.11e4	42.0	YES

Name: 180525M1_112, Date: 26-May-2018, Time: 11:46:23, ID: IPA, Description: IPA

	# Name	ID	Area	%Rec	Area Out
1	1 13C4-PFBA	IPA			NO
2	2 13C5-PFHxA	IPA			NO
3	3 13C3-PFHxS	IPA			NO
4	4 13C8-PFOA	IPA			NO
5	5 13C9-PFNA	IPA			NO
6	6 13C4-PFOS	IPA			NO
7	7 13C6-PFDA	IPA			NO
8	8 13C7-PFUDa	IPA			NO

Name: 180525M1_113, Date: 26-May-2018, Time: 11:57:47, ID: ST180525M1-17 PFC CS3 18E2207, Description: PFC CS3 18E2207

	# Name	ID	Area	%Rec	Area Out
1	1 13C4-PFBA	ST180525M1-17 PFC CS3 18E2207	1.08e4	108.6	NO
2	2 13C5-PFHxA	ST180525M1-17 PFC CS3 18E2207	1.67e4	97.0	NO
3	3 13C3-PFHxS	ST180525M1-17 PFC CS3 18E2207	3.30e3	91.3	NO
4	4 13C8-PFOA	ST180525M1-17 PFC CS3 18E2207	1.96e4	98.1	NO
5	5 13C9-PFNA	ST180525M1-17 PFC CS3 18E2207	2.06e4	95.7	NO
6	6 13C4-PFOS	ST180525M1-17 PFC CS3 18E2207	3.54e3	94.5	NO
7	7 13C6-PFDA	ST180525M1-17 PFC CS3 18E2207	2.31e4	95.0	NO
8	8 13C7-PFUDa	ST180525M1-17 PFC CS3 18E2207	2.59e4	97.9	NO

Name: 180525M1_114, Date: 26-May-2018, Time: 12:09:09, ID: IPA, Description: IPA

	# Name	ID	Area	%Rec	Area Out
1	1 13C4-PFBA	IPA			NO
2	2 13C5-PFHxA	IPA			NO
3	3 13C3-PFHxS	IPA			NO
4	4 13C8-PFOA	IPA			NO
5	5 13C9-PFNA	IPA			NO
6	6 13C4-PFOS	IPA			NO
7	7 13C6-PFDA	IPA			NO
8	8 13C7-PFUDa	IPA			NO

Dataset: Untitled

Last Altered: Saturday, May 26, 2018 14:57:09 Pacific Daylight Time

Printed: Saturday, May 26, 2018 14:57:16 Pacific Daylight Time

Name: 180525M1_115, Date: 26-May-2018, Time: 12:20:32, ID: 1800824-07 BPS1-TT-MW310S-20180430 0.26084, Description: BPS1-TT-MW310S-20180430

	# Name	ID	Area	%Rec	Area Out
1	1 13C4-PFBA	1800824-07 BPS1-TT-MW310S-20180...	4.87e3	49.0	YES
2	2 13C5-PFHxA	1800824-07 BPS1-TT-MW310S-20180...	8.19e3	47.7	YES
3	3 13C3-PFHxS	1800824-07 BPS1-TT-MW310S-20180...	2.01e3	55.7	NO
4	4 13C8-PFOA	1800824-07 BPS1-TT-MW310S-20180...	8.98e3	45.0	YES
5	5 13C9-PFNA	1800824-07 BPS1-TT-MW310S-20180...	1.07e4	49.9	YES
6	6 13C4-PFOS	1800824-07 BPS1-TT-MW310S-20180...	2.06e3	55.1	NO
7	7 13C6-PFDA	1800824-07 BPS1-TT-MW310S-20180...	9.86e3	40.5	YES
8	8 13C7-PFUDa	1800824-07 BPS1-TT-MW310S-20180...	1.11e4	42.0	YES

Name: 180525M1_116, Date: 26-May-2018, Time: 12:31:56, ID: 1800824-08 BPS1-TT-MW301I-20180430 0.25425, Description: BPS1-TT-MW301I-20180430

	# Name	ID	Area	%Rec	Area Out
1	1 13C4-PFBA	1800824-08 BPS1-TT-MW301I-201804...	4.47e3	45.0	YES
2	2 13C5-PFHxA	1800824-08 BPS1-TT-MW301I-201804...	8.21e3	47.7	YES
3	3 13C3-PFHxS	1800824-08 BPS1-TT-MW301I-201804...	2.05e3	56.8	NO
4	4 13C8-PFOA	1800824-08 BPS1-TT-MW301I-201804...	9.27e3	46.4	YES
5	5 13C9-PFNA	1800824-08 BPS1-TT-MW301I-201804...	9.24e3	42.9	YES
6	6 13C4-PFOS	1800824-08 BPS1-TT-MW301I-201804...	2.28e3	60.8	NO
7	7 13C6-PFDA	1800824-08 BPS1-TT-MW301I-201804...	1.07e4	44.1	YES
8	8 13C7-PFUDa	1800824-08 BPS1-TT-MW301I-201804...	1.21e4	45.8	YES

Name: 180525M1_117, Date: 26-May-2018, Time: 12:43:20, ID: 1800824-09 BPS1-TT-MW314S-20180430 0.25546, Description: BPS1-TT-MW314S-20180430

	# Name	ID	Area	%Rec	Area Out
1	1 13C4-PFBA	1800824-09 BPS1-TT-MW314S-20180...	4.95e3	49.8	YES
2	2 13C5-PFHxA	1800824-09 BPS1-TT-MW314S-20180...	8.40e3	48.9	YES
3	3 13C3-PFHxS	1800824-09 BPS1-TT-MW314S-20180...	2.38e3	65.9	NO
4	4 13C8-PFOA	1800824-09 BPS1-TT-MW314S-20180...	1.00e4	50.1	NO
5	5 13C9-PFNA	1800824-09 BPS1-TT-MW314S-20180...	1.13e4	52.5	NO
6	6 13C4-PFOS	1800824-09 BPS1-TT-MW314S-20180...	2.76e3	73.7	NO
7	7 13C6-PFDA	1800824-09 BPS1-TT-MW314S-20180...	1.15e4	47.4	YES
8	8 13C7-PFUDa	1800824-09 BPS1-TT-MW314S-20180...	1.43e4	53.9	NO

Name: 180525M1_118, Date: 26-May-2018, Time: 12:54:42, ID: 1800824-10 BPS1-TT-MW314I-20180430 0.25843, Description: BPS1-TT-MW314I-20180430

	# Name	ID	Area	%Rec	Area Out
1	1 13C4-PFBA	1800824-10 BPS1-TT-MW314I-201804...	3.52e3	35.4	YES
2	2 13C5-PFHxA	1800824-10 BPS1-TT-MW314I-201804...	6.85e3	39.8	YES
3	3 13C3-PFHxS	1800824-10 BPS1-TT-MW314I-201804...	2.10e3	58.1	NO
4	4 13C8-PFOA	1800824-10 BPS1-TT-MW314I-201804...	7.72e3	38.7	YES
5	5 13C9-PFNA	1800824-10 BPS1-TT-MW314I-201804...	9.52e3	44.2	YES
6	6 13C4-PFOS	1800824-10 BPS1-TT-MW314I-201804...	2.48e3	66.3	NO
7	7 13C6-PFDA	1800824-10 BPS1-TT-MW314I-201804...	9.01e3	37.0	YES
8	8 13C7-PFUDa	1800824-10 BPS1-TT-MW314I-201804...	9.27e3	35.0	YES

Dataset: Untitled

Last Altered: Saturday, May 26, 2018 14:57:09 Pacific Daylight Time

Printed: Saturday, May 26, 2018 14:57:16 Pacific Daylight Time

Name: 180525M1_119, Date: 26-May-2018, Time: 13:06:05, ID: 1800824-11 BP-EB03-20180430 0.26092,

Description: BP-EB03-20180430

	# Name	ID	Area	%Rec	Area Out
1	1 13C4-PFBA	1800824-11 BP-EB03-20180430 0.26092	7.93e3	79.8	NO
2	2 13C5-PFHxA	1800824-11 BP-EB03-20180430 0.26092	1.22e4	71.2	NO
3	3 13C3-PFHxS	1800824-11 BP-EB03-20180430 0.26092	2.83e3	78.4	NO
4	4 13C8-PFOA	1800824-11 BP-EB03-20180430 0.26092	1.35e4	67.4	NO
5	5 13C9-PFNA	1800824-11 BP-EB03-20180430 0.26092	1.60e4	74.4	NO
6	6 13C4-PFOS	1800824-11 BP-EB03-20180430 0.26092	2.99e3	79.8	NO
7	7 13C6-PFDA	1800824-11 BP-EB03-20180430 0.26092	1.76e4	72.2	NO
8	8 13C7-PFUDa	1800824-11 BP-EB03-20180430 0.26092	1.81e4	68.4	NO

Name: 180525M1_120, Date: 26-May-2018, Time: 13:17:29, ID: 1800824-12 BPS1-TT-MW308D-20180430 0.25788,

Description: BPS1-TT-MW308D-20180430

	# Name	ID	Area	%Rec	Area Out
1	1 13C4-PFBA	1800824-12 BPS1-TT-MW308D-20180...	1.98e3	19.9	YES
2	2 13C5-PFHxA	1800824-12 BPS1-TT-MW308D-20180...	5.88e3	34.2	YES
3	3 13C3-PFHxS	1800824-12 BPS1-TT-MW308D-20180...	2.23e3	61.6	NO
4	4 13C8-PFOA	1800824-12 BPS1-TT-MW308D-20180...	8.30e3	41.6	YES
5	5 13C9-PFNA	1800824-12 BPS1-TT-MW308D-20180...	9.19e3	42.7	YES
6	6 13C4-PFOS	1800824-12 BPS1-TT-MW308D-20180...	2.50e3	66.7	NO
7	7 13C6-PFDA	1800824-12 BPS1-TT-MW308D-20180...	9.48e3	38.9	YES
8	8 13C7-PFUDa	1800824-12 BPS1-TT-MW308D-20180...	1.15e4	43.3	YES

Name: 180525M1_121, Date: 26-May-2018, Time: 13:28:51, ID: IPA, Description: IPA

	# Name	ID	Area	%Rec	Area Out
1	1 13C4-PFBA	IPA			NO
2	2 13C5-PFHxA	IPA			NO
3	3 13C3-PFHxS	IPA			NO
4	4 13C8-PFOA	IPA			NO
5	5 13C9-PFNA	IPA			NO
6	6 13C4-PFOS	IPA			NO
7	7 13C6-PFDA	IPA			NO
8	8 13C7-PFUDa	IPA			NO

Name: 180525M1_122, Date: 26-May-2018, Time: 13:40:15, ID: ST180525M1-18 PFC CS3 18E2207, Description: PFC CS3 18E2207

	# Name	ID	Area	%Rec	Area Out
1	1 13C4-PFBA	ST180525M1-18 PFC CS3 18E2207	1.06e4	106.6	NO
2	2 13C5-PFHxA	ST180525M1-18 PFC CS3 18E2207	1.79e4	104.3	NO
3	3 13C3-PFHxS	ST180525M1-18 PFC CS3 18E2207	3.34e3	92.5	NO
4	4 13C8-PFOA	ST180525M1-18 PFC CS3 18E2207	1.92e4	96.4	NO
5	5 13C9-PFNA	ST180525M1-18 PFC CS3 18E2207	2.40e4	111.5	NO
6	6 13C4-PFOS	ST180525M1-18 PFC CS3 18E2207	3.87e3	103.2	NO
7	7 13C6-PFDA	ST180525M1-18 PFC CS3 18E2207	2.18e4	89.7	NO
8	8 13C7-PFUDa	ST180525M1-18 PFC CS3 18E2207	2.58e4	97.5	NO

Dataset: Untitled

Last Altered: Saturday, May 26, 2018 14:47:37 Pacific Daylight Time

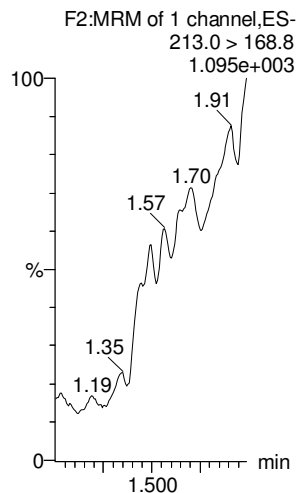
Printed: Saturday, May 26, 2018 14:48:10 Pacific Daylight Time

Method: F:\Projects\PFAS.PRO\MethDB\PFAS_FULL_80C_052518.mdb 26 May 2018 14:09:10

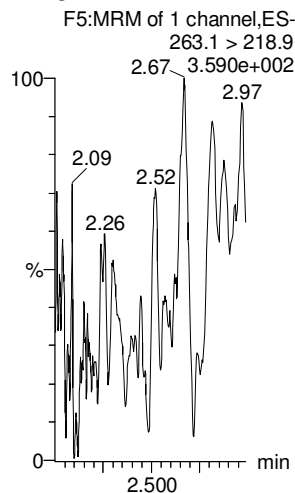
Calibration: F:\Projects\PFAS.PRO\CurveDB\C18_VAL-PFAS_Q4_05-25-18.cdb 26 May 2018 14:17:02

Name: 180525M1_12, Date: 25-May-2018, Time: 16:47:21, ID: IPA, Description: IPA

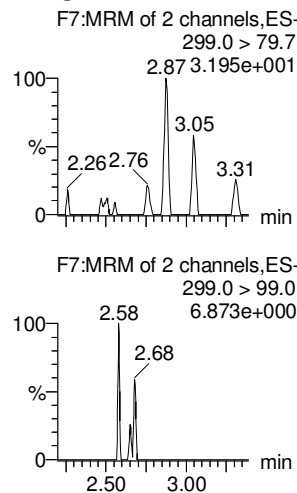
PFBA



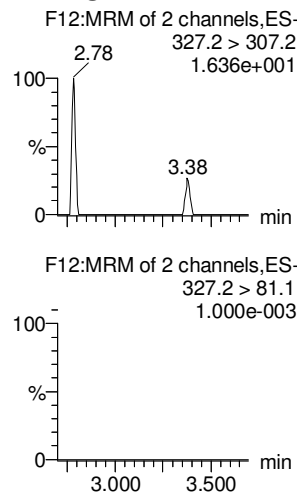
PFPeA



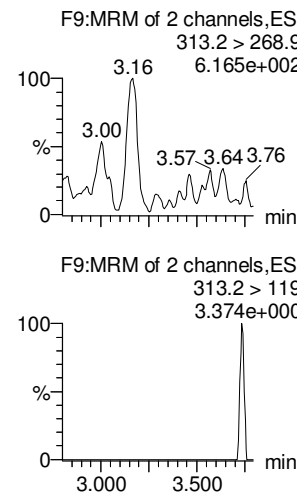
PFBS



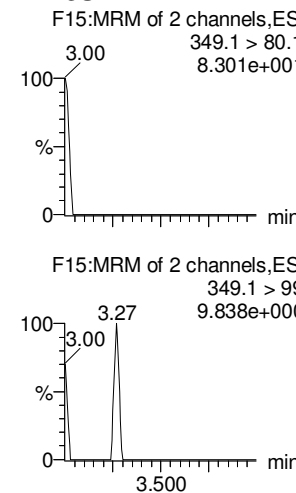
4:2 FTS



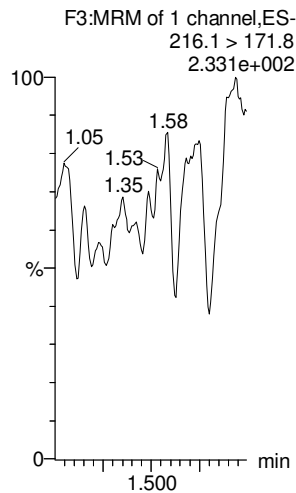
PFHxA



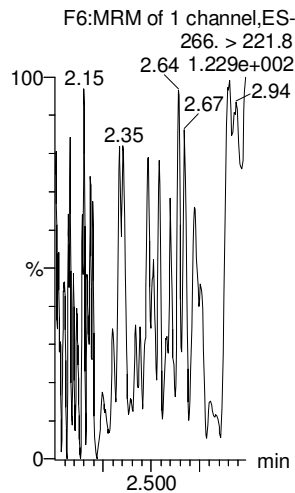
PFPeS



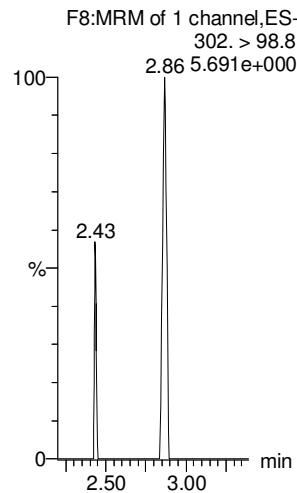
13C3-PFBA



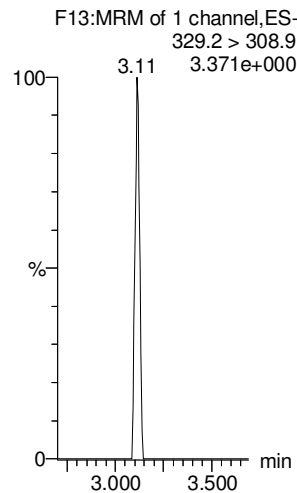
13C3-PFPeA




13C3-PFBS



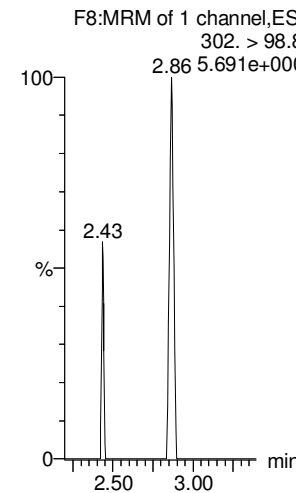
13C2-4:2 FTS



13C2-PFHxA



13C3-PFBS



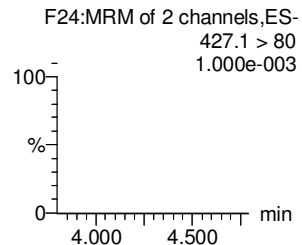
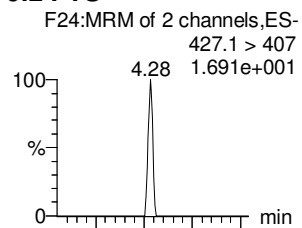
Dataset: Untitled

Last Altered: Saturday, May 26, 2018 14:47:37 Pacific Daylight Time

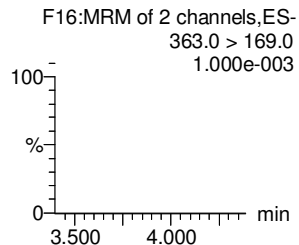
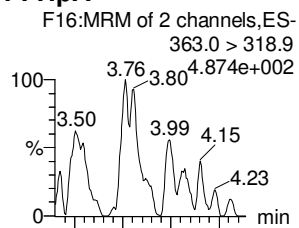
Printed: Saturday, May 26, 2018 14:48:10 Pacific Daylight Time

Name: 180525M1_12, Date: 25-May-2018, Time: 16:47:21, ID: IPA, Description: IPA

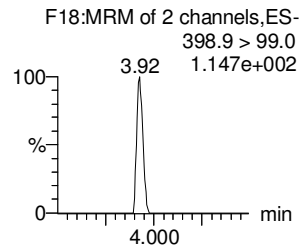
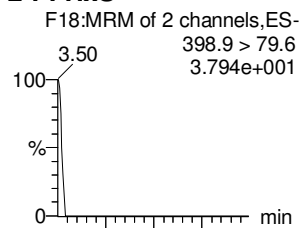
6:2 FTS



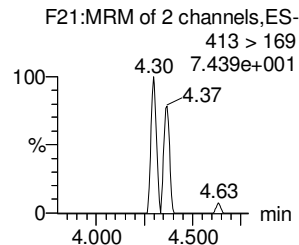
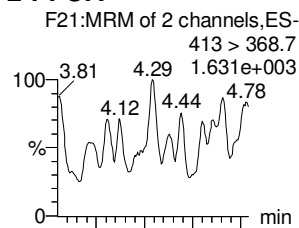
PFHpA



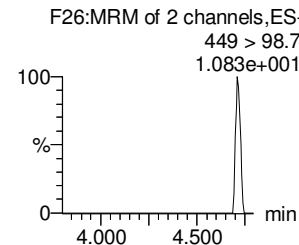
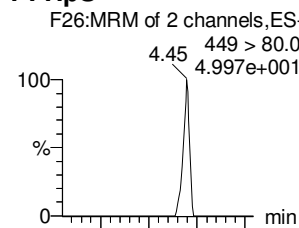
L-PFHxS



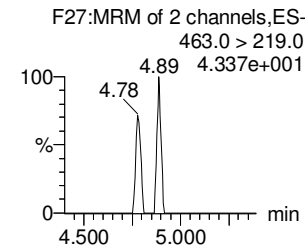
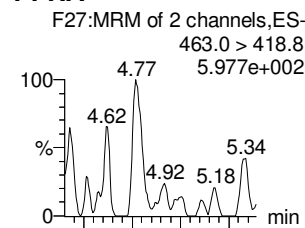
L-PFOA



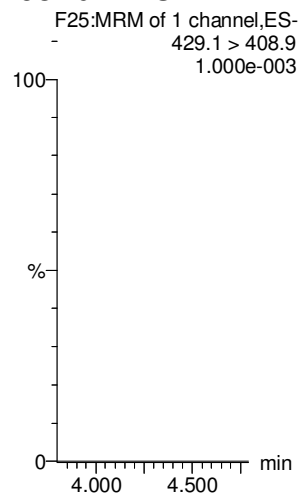
PFHpS



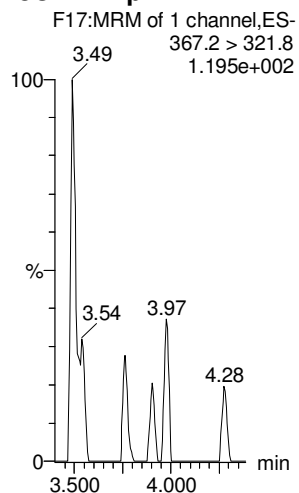
PFNA



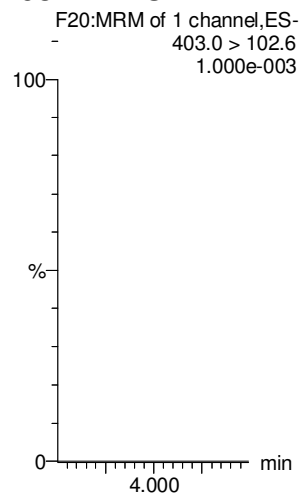
13C2-6:2 FTS



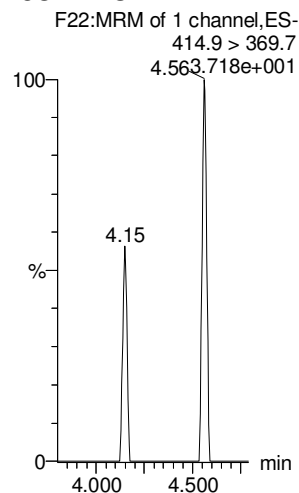
13C4-PFHpA



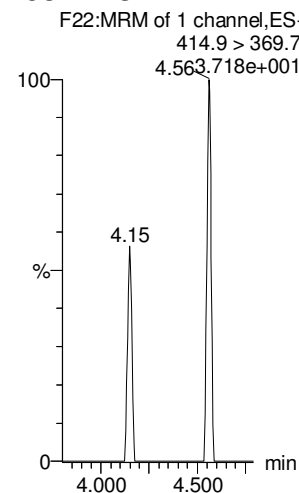
18O2-PFHxS



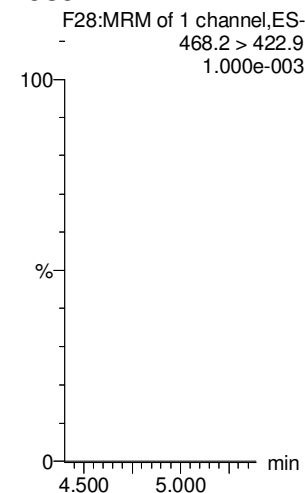
13C2-PFOA



13C2-PFOA



13C5-PFNA



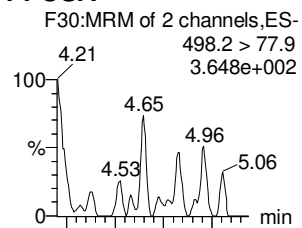
Dataset: Untitled

Last Altered: Saturday, May 26, 2018 14:47:37 Pacific Daylight Time

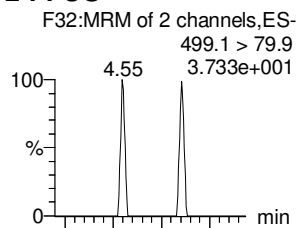
Printed: Saturday, May 26, 2018 14:48:10 Pacific Daylight Time

Name: 180525M1_12, Date: 25-May-2018, Time: 16:47:21, ID: IPA, Description: IPA

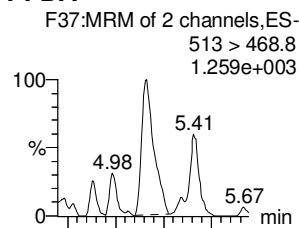
PFOSA



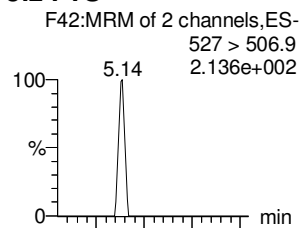
L-PFOS



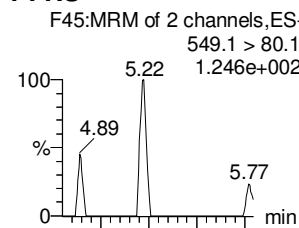
PFDA



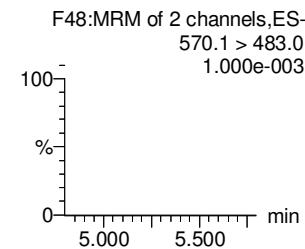
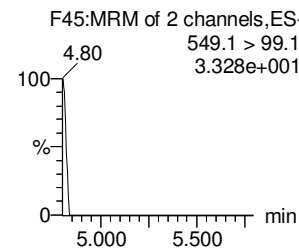
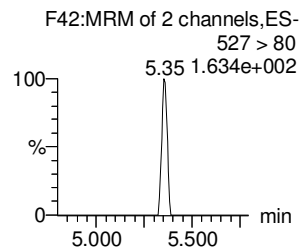
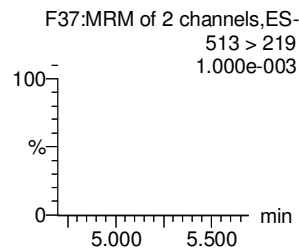
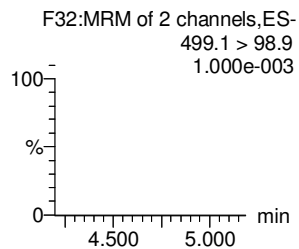
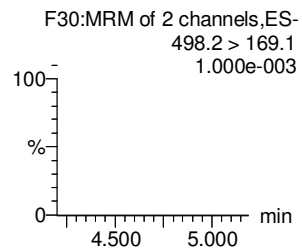
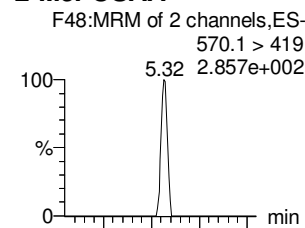
8:2 FTS



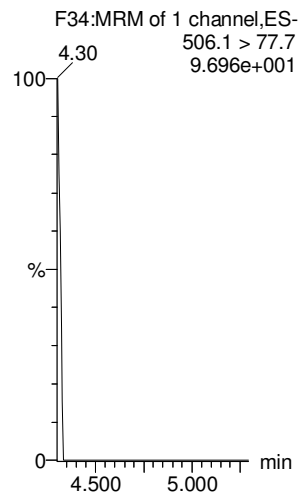
PFNS




L-MeFOSAA



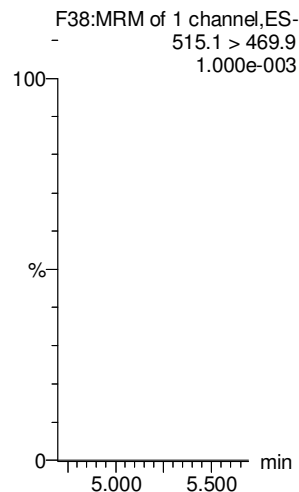
13C8-PFOSA



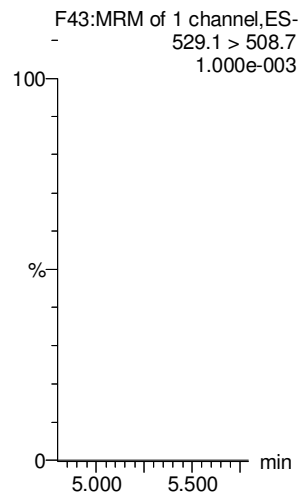
13C8-PFOS



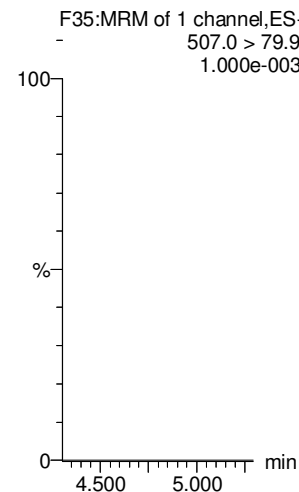
13C2-PFDA



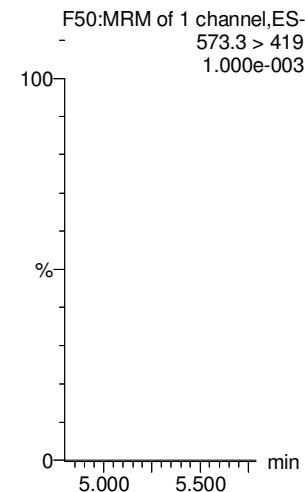
13C2-8:2 FTS



13C8-PFOS



d3-N-MeFOSAA



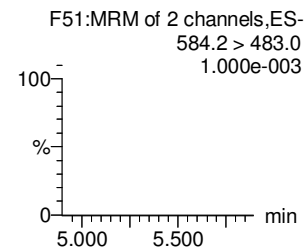
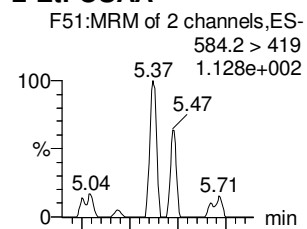
Dataset: Untitled

Last Altered: Saturday, May 26, 2018 14:47:37 Pacific Daylight Time

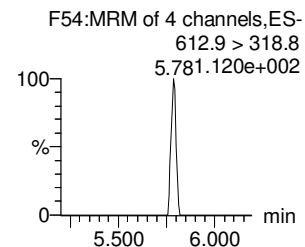
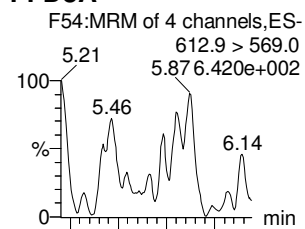
Printed: Saturday, May 26, 2018 14:48:10 Pacific Daylight Time

Name: 180525M1_12, Date: 25-May-2018, Time: 16:47:21, ID: IPA, Description: IPA

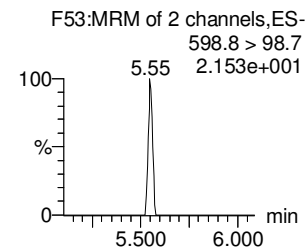
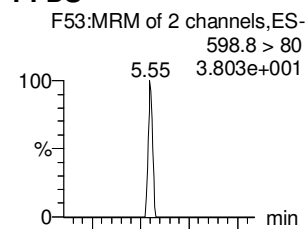
L-EtFOSAA



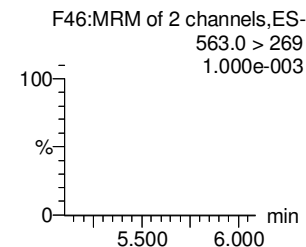
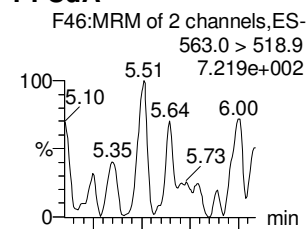
PFDoA



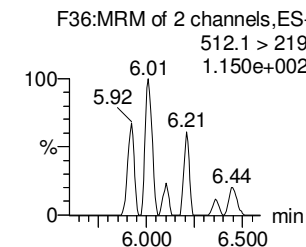
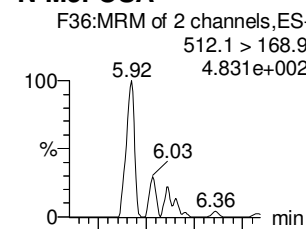
PFDS



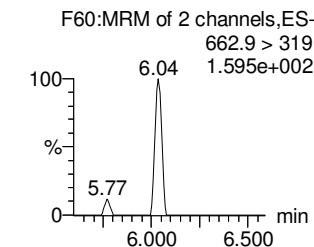
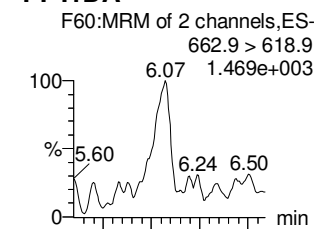
PFUdA



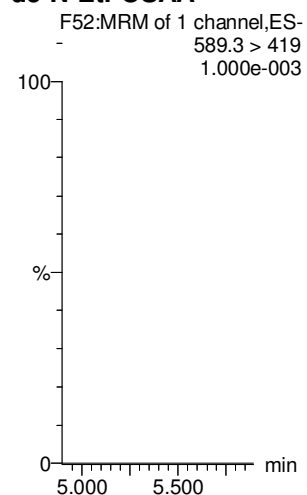
N-MeFOSA



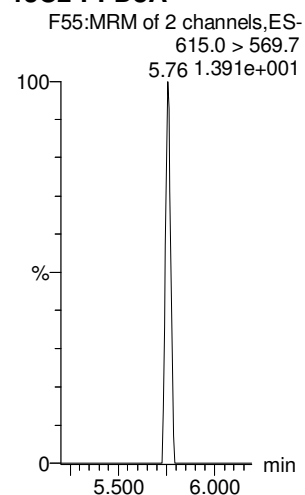
PFTrDA



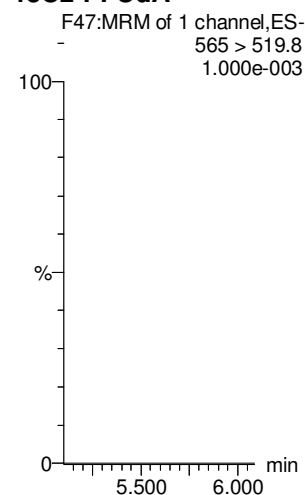
d5-N-EtFOSAA



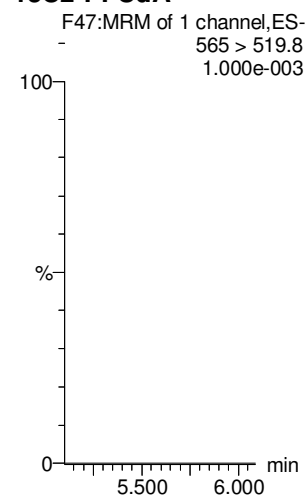
13C2-PFDoA



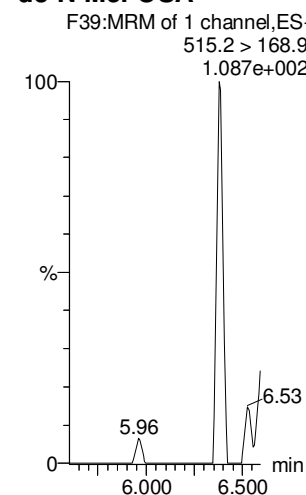
13C2-PFUdA



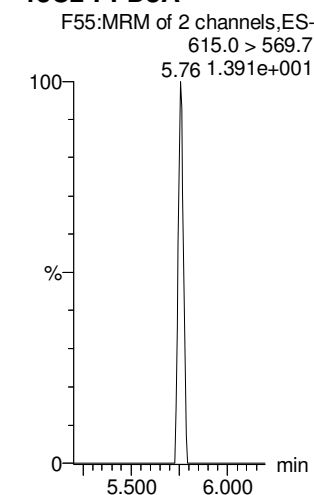
13C2-PFUdA



d3-N-MeFOSA



13C2-PFDoA



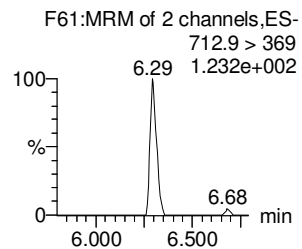
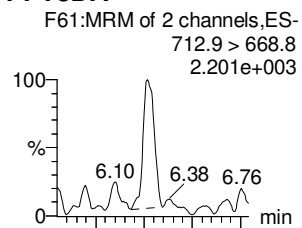
Dataset: Untitled

Last Altered: Saturday, May 26, 2018 14:47:37 Pacific Daylight Time

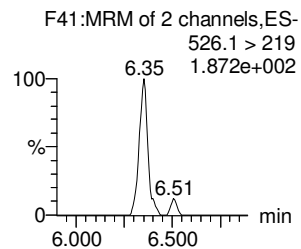
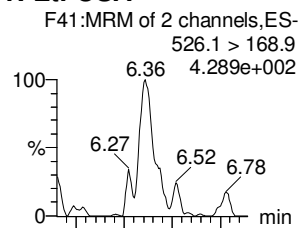
Printed: Saturday, May 26, 2018 14:48:10 Pacific Daylight Time

Name: 180525M1_12, Date: 25-May-2018, Time: 16:47:21, ID: IPA, Description: IPA

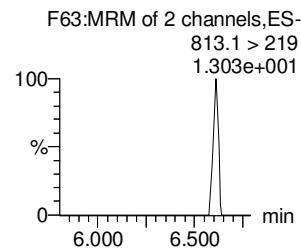
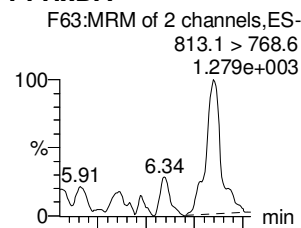
PFTeDA



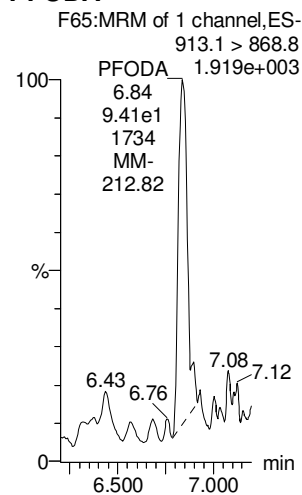
N-EtFOFA



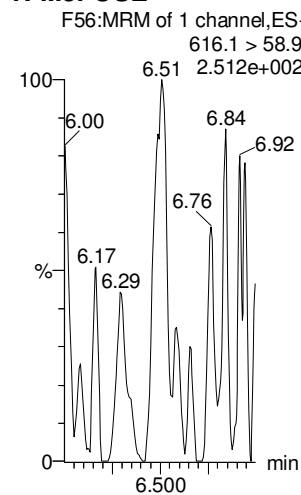
PFHxDA



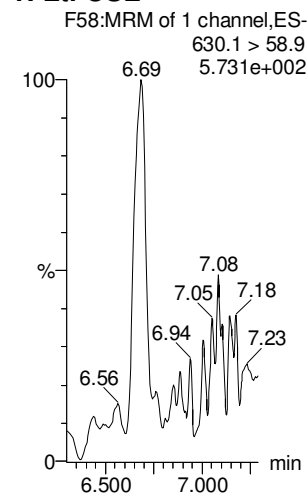
PFODA



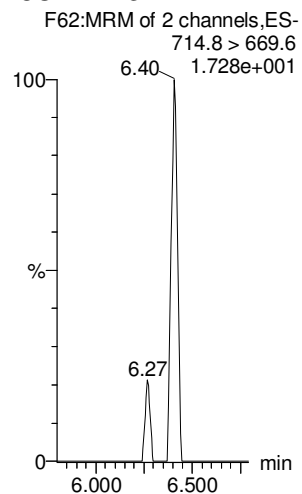
N-MeFOSE



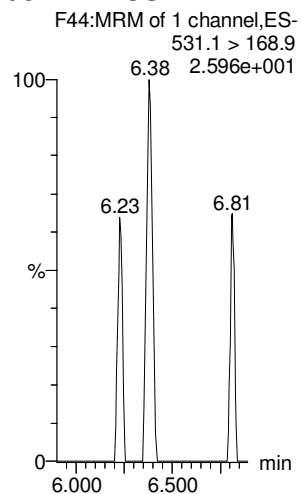
N-EtFOSE



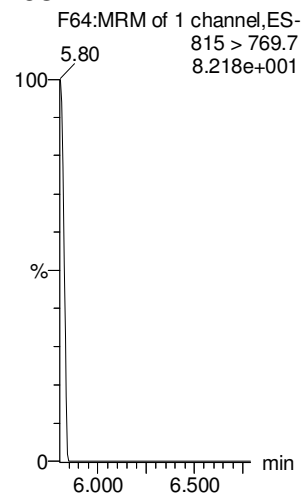
13C2-PFTeDA



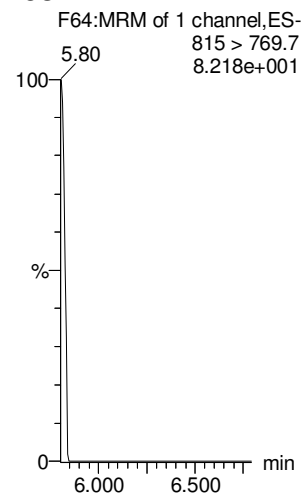
d5-N-ETFOFA



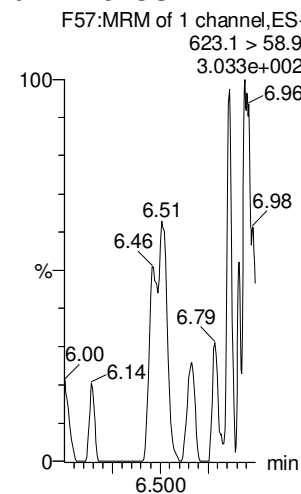
13C2-PFHxDA



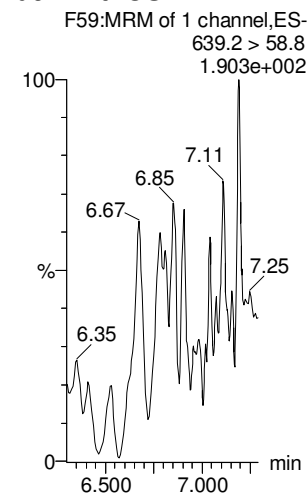
13C2-PFHxDA



d7-N-MeFOSE



d9-N-EtFOSE



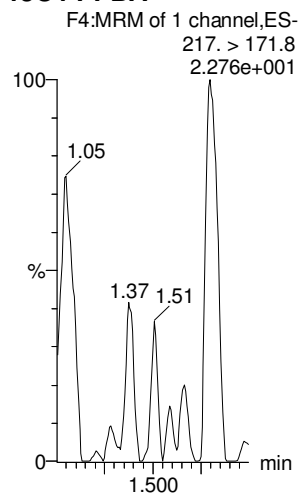
Dataset: Untitled

Last Altered: Saturday, May 26, 2018 14:47:37 Pacific Daylight Time

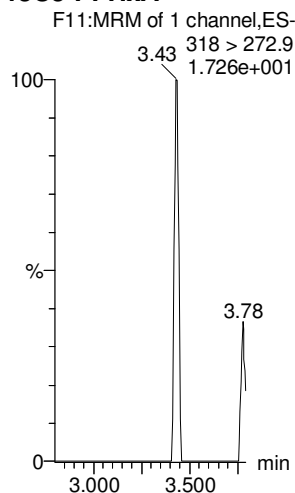
Printed: Saturday, May 26, 2018 14:48:10 Pacific Daylight Time

Name: 180525M1_12, Date: 25-May-2018, Time: 16:47:21, ID: IPA, Description: IPA

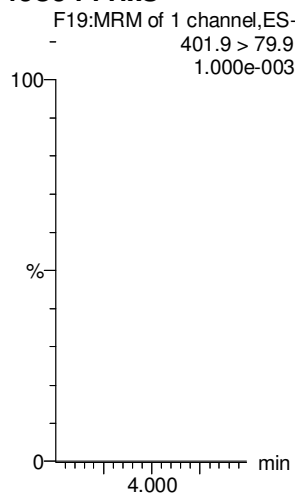
13C4-PFBA



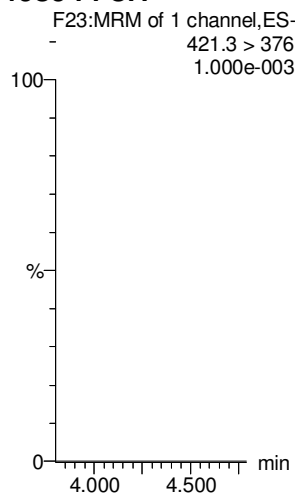
13C5-PFHxA



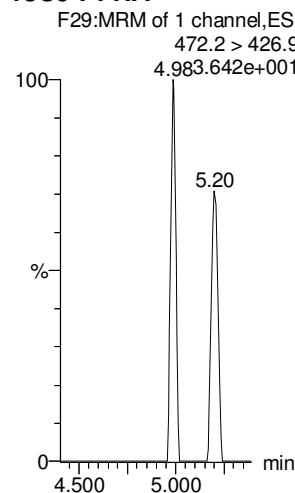
13C3-PFHxS



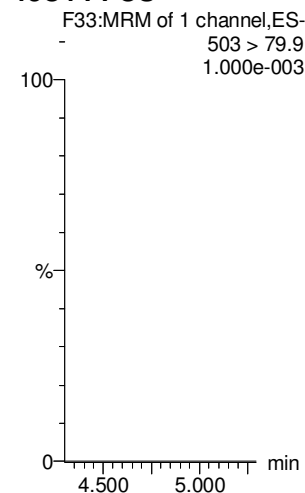
13C8-PFOA



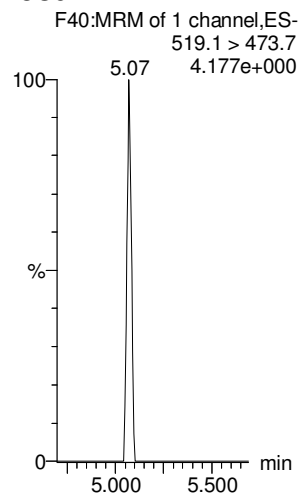
13C9-PFNA



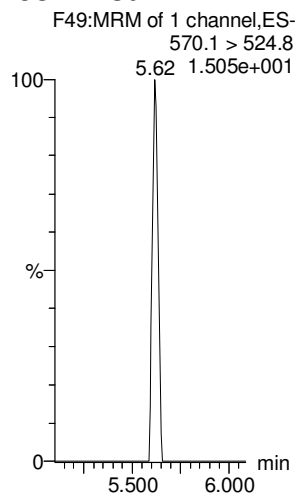
13C4-PFOS



13C6-PFDA



13C7-PFUdA



LC Calibration Standards Review Checklist

04

Calibration ID:	ION Ratio	Concentration	C-Cals Name	Sign Date	Correct I-Cal	Manual Integrations	
ST180525MF 11	NA	<input checked="" type="checkbox"/>	<input checked="" type="checkbox"/>	<input checked="" type="checkbox"/>	<input checked="" type="checkbox"/>	<input checked="" type="checkbox"/>	<input checked="" type="checkbox"/>
-12	<input type="checkbox"/>	<input checked="" type="checkbox"/>	<input checked="" type="checkbox"/>	<input checked="" type="checkbox"/>	<input checked="" type="checkbox"/>	<input checked="" type="checkbox"/>	<input type="checkbox"/>
-13	<input type="checkbox"/>	<input checked="" type="checkbox"/>	<input checked="" type="checkbox"/>	<input checked="" type="checkbox"/>	<input checked="" type="checkbox"/>	<input checked="" type="checkbox"/>	<input type="checkbox"/>
-14	<input type="checkbox"/>	<input checked="" type="checkbox"/> (A)	<input checked="" type="checkbox"/>	<input checked="" type="checkbox"/>	<input checked="" type="checkbox"/>	<input checked="" type="checkbox"/>	<input type="checkbox"/>
-15	<input type="checkbox"/>	<input checked="" type="checkbox"/>	<input checked="" type="checkbox"/>	<input checked="" type="checkbox"/>	<input checked="" type="checkbox"/>	<input checked="" type="checkbox"/>	<input type="checkbox"/>
-16	<input type="checkbox"/>	<input checked="" type="checkbox"/>	<input checked="" type="checkbox"/>	<input checked="" type="checkbox"/>	<input checked="" type="checkbox"/>	<input checked="" type="checkbox"/>	<input type="checkbox"/>
-17	<input type="checkbox"/>	<input checked="" type="checkbox"/>	<input checked="" type="checkbox"/>	<input checked="" type="checkbox"/>	<input checked="" type="checkbox"/>	<input checked="" type="checkbox"/>	<input type="checkbox"/>
-19	<input checked="" type="checkbox"/>	<input checked="" type="checkbox"/>	<input checked="" type="checkbox"/>	<input checked="" type="checkbox"/>	<input checked="" type="checkbox"/>	<input checked="" type="checkbox"/>	<input checked="" type="checkbox"/>
_____	_____	_____	_____	_____	_____	_____	_____
_____	_____	_____	_____	_____	_____	_____	_____

Full Mass Cal. Date: 5/25/18

- Run Log Present:
- # of Samples per Sequence Checked:
- Instrument Blank Saved
- IIS Area Saved
- Reviewed By: AK 5/27/18
Initials/Date

Comments:

(A) AFNS < 70%.

Dataset: F:\Projects\PFAS.PRO\Results\180525M1\18025M1-31.qld

Last Altered: Saturday, May 26, 2018 15:36:44 Pacific Daylight Time

Printed: Saturday, May 26, 2018 17:28:15 Pacific Daylight Time

Method: F:\Projects\PFAS.PRO\MethDB\PFAS_FULL_80C_052518.mdb 26 May 2018 14:09:10

Calibration: F:\Projects\PFAS.PRO\CurveDB\C18_VAL-PFAS_Q4_05-25-18.cdb 26 May 2018 15:24:47

Name: 180525M1_31, Date: 25-May-2018, Time: 20:23:49, ID: ST180525M1-11 PFC CS3 18E2207, Description: PFC CS3 18E2207

	# Name	Trace	Area	IS Area	RRF	Pred.RT	RT	y Axis Resp.	Conc.	%Rec	Recovery Out	Ion Ratio	Ratio out?
1	1 PFBA	213.0 > 16...	7.31e3	8.51e3		1.37	1.37	10.8	9.97	99.7	NO		
2	2 PFPeA	263.1 > 21...	1.06e4	1.34e4		2.36	2.36	9.87	9.93	99.3	NO		
3	3 PFBS	299.0 > 79.7	2.60e3	1.66e3		2.65	2.66	19.5	10.1	101.3	NO	2.526	NO
4	4 4:2 FTS	327.2>307.2	2.93e3	3.80e3		3.08	3.07	9.64	9.99	99.9	NO	1.963	NO
5	5 PFHxA	313.2 > 26...	1.45e4	4.67e3		3.17	3.17	15.5	10.7	106.5	NO	205.286	YES
6	6 PFPeS	349.1>80.1	2.58e3	1.66e3		3.37	3.38	19.4	10.6	105.6	NO	1.890	NO
7	7 PFHpA	363.0 > 31...	1.27e4	1.29e4		3.82	3.82	12.2	10.4	103.6	NO	33.576	NO
8	8 L-PFHxS	398.9 > 79.6	2.02e3	1.45e3		4.02	3.97	17.4	10.3	102.5	NO	1.573	NO
9	10 6:2 FTS	427.1 > 407	3.12e3	4.24e3		4.30	4.30	9.19	9.03	90.3	NO	2.895	NO
10	11 L-PFOA	413 > 368.7	1.56e4	2.03e4		4.40	4.36	9.59	9.62	96.2	NO	4.987	NO
11	13 PFHpS	449 > 80.0	2.65e3	2.03e4		4.46	4.47	1.63	10.1	101.2	NO	1.923	NO
12	14 PFNA	463.0 > 41...	1.85e4	1.71e4		4.81	4.81	13.6	11.2	111.8	NO	5.079	NO
13	15 PFOSA	498.2 > 77.9	3.16e3	4.49e3		4.87	4.87	8.81	9.86	98.6	NO	33.167	NO
14	16 L-PFOS	499.1 > 79.9	2.64e3	3.67e3		4.92	4.89	8.97	10.2	101.7	NO	1.838	NO
15	18 PFDA	513 > 468.8	2.05e4	2.67e4		5.19	5.19	9.59	9.46	94.6	NO	7.663	NO
16	19 8:2 FTS	527 > 506.9	3.27e3	3.71e3		5.16	5.16	11.0	8.21	82.1	NO	2.567	NO
17	20 PFNS	549.1>80.1	2.25e3	3.67e3		5.25	5.26	7.65	9.89	98.9	NO	1.579	NO
18	21 L-MeFOSAA	570.1 > 419	6.42e3	4.80e3		5.35	5.35	16.7	9.51	95.1	NO	13.251	NO
19	23 L-EtFOSAA	584.2 > 419	5.03e3	6.31e3		5.51	5.51	9.97	10.0	100.3	NO	10.922	NO

JAL 5/27/18

Dataset: F:\Projects\PFAS.PRO\Results\180525M1\18025M1-31.qld

Last Altered: Saturday, May 26, 2018 15:36:44 Pacific Daylight Time

Printed: Saturday, May 26, 2018 17:28:27 Pacific Daylight Time

Method: F:\Projects\PFAS.PRO\MethDB\PFAS_FULL_80C_052518.mdb 26 May 2018 14:09:10

Calibration: F:\Projects\PFAS.PRO\CurveDB\C18_VAL-PFAS_Q4_05-25-18.cdb 26 May 2018 15:24:47

Name: 180525M1_31, Date: 25-May-2018, Time: 20:23:49, ID: ST180525M1-11 PFC CS3 18E2207, Description: PFC CS3 18E2207

#	Name	Trace	Area	IS Area	RRF	Pred.RT	RT	y Axis Resp.	Conc.	%Rec	Recovery	Out	Ion Ratio	Ratio out?
1	25 PFUdA	563.0 > 51...	2.08e4	2.59e4		5.52	5.52	10.0	9.36	93.6	NO		13.450	NO
2	26 PFDS	598.8 > 80	2.89e3	2.59e4		5.57	5.57	1.39	9.40	94.0	NO		1.948	NO
3	27 PFDoA	612.9 > 56...	2.10e4	2.31e4		5.81	5.81	11.3	9.46	94.6	NO		8.427	NO
4	28 N-MeFOSA	512.1 > 16...	6.38e3	1.63e4		5.97	5.97	58.9	51.2	102.4	NO		1.350	NO
5	29 PFTrDA	662.9 > 61...	2.40e4	2.31e4		6.06	6.07	13.0	10.1	101.0	NO		34.103	NO
6	30 PFTeDA	712.9 > 66...	2.11e4	1.84e4		6.29	6.29	14.4	11.7	116.7	NO		12.554	NO
7	31 N-EtFOSA	526.1 > 16...	6.62e3	2.09e4		6.39	6.39	47.6	51.1	102.3	NO		1.314	NO
8	32 PFHxDA	813.1 > 76...	1.46e4	1.14e4		6.61	6.61	6.38	10.3	103.3	NO		44.086	NO
9	33 PFODA	913.1 > 86...	1.55e4	1.14e4		6.84	6.84	6.81	10.7	107.0	NO			
10	34 N-MeFOSE	616.1 > 58.9	3.53e3	1.07e4		6.54	6.54	49.5	52.1	104.2	NO			
11	35 N-EtFOSE	630.1 > 58.9	3.81e3	1.01e4		6.68	6.68	56.8	49.7	99.5	NO			
12	36 13C3-PFBA	216.1 > 17...	8.51e3	9.75e3	0.874	1.38	1.36	10.9	12.5	99.8	NO			
13	37 13C3-PFPeA	266. > 221.8	1.34e4	1.69e4	0.834	2.37	2.37	9.92	11.9	95.1	NO			
14	38 13C3-PFBS	302. > 98.8	1.66e3	1.69e4	0.101	2.65	2.65	1.23	12.2	97.7	NO			
15	39 13C2-4:2 FTS	329.2>308.9	3.80e3	1.69e4	0.238	3.07	3.08	2.81	11.8	94.2	NO			
16	40 13C2-PFHxA	315 > 269.8	4.67e3	1.69e4	0.731	3.17	3.17	3.45	4.71	94.3	NO			
17	41 13C4-PFHpA	367.2 > 32...	1.29e4	1.69e4	0.820	3.81	3.82	9.55	11.7	93.2	NO			
18	42 18O2-PFHxS	403.0 > 10...	1.45e3	3.25e3	0.429	3.97	3.97	5.58	13.0	104.0	NO			
19	43 13C2-6:2 FTS	429.1 > 40...	4.24e3	1.74e4	0.235	4.30	4.30	3.04	12.9	103.5	NO			
20	44 13C2-PFOA	414.9 > 36...	2.03e4	1.74e4	1.222	4.35	4.36	14.6	11.9	95.5	NO			
21	45 13C5-PFNA	468.2 > 42...	1.71e4	1.97e4	0.950	4.81	4.81	10.8	11.4	91.2	NO			
22	46 13C8-PFOSA	506.1 > 77.7	4.49e3	2.28e4	0.190	4.87	4.87	2.46	13.0	103.7	NO			
23	47 13C8-PFOS	507.0 > 79.9	3.67e3	3.76e3	1.018	4.89	4.89	12.2	12.0	96.0	NO			
24	48 13C2-PFDA	515.1 > 46...	2.67e4	2.43e4	1.175	5.19	5.19	13.7	11.7	93.5	NO			
25	49 13C2-8:2 FTS	529.1 > 50...	3.71e3	1.69e4	0.245	5.16	5.16	2.74	11.2	89.5	NO			
26	50 d3-N-MeFOSAA	573.3 > 419	4.80e3	2.28e4	0.202	5.34	5.34	2.63	13.1	104.5	NO			
27	51 d5-N-EtFOSAA	589.3 > 419	6.31e3	2.28e4	0.242	5.50	5.50	3.46	14.3	114.2	NO			
28	52 13C2-PFUdA	565 > 519.8	2.59e4	2.28e4	1.062	5.52	5.52	14.2	13.4	107.0	NO			
29	53 13C2-PFDoA	615.0 > 56...	2.31e4	2.43e4	1.048	5.81	5.81	11.9	11.3	90.8	NO			
30	54 d3-N-MeFOSA	515.2 > 16...	1.63e4	2.28e4	0.058	6.00	6.00	8.91	154	102.5	NO			
31	55 13C2-PFTeDA	714.8 > 66...	1.84e4	2.28e4	0.871	6.29	6.29	10.1	11.6	92.5	NO			
32	56 d5-N-ETFOSA	531.1 > 16...	2.09e4	2.28e4	0.073	6.40	6.40	11.4	156	104.2	NO			

GM 5/26/2018

Dataset: F:\Projects\PFAS.PRO\Results\180525M1\18025M1-31.qld

Last Altered: Saturday, May 26, 2018 15:36:44 Pacific Daylight Time

Printed: Saturday, May 26, 2018 17:28:27 Pacific Daylight Time

Name: 180525M1_31, Date: 25-May-2018, Time: 20:23:49, ID: ST180525M1-11 PFC CS3 18E2207, Description: PFC CS3 18E2207

	# Name	Trace	Area	IS Area	RRF	Pred.RT	RT	y Axis Resp.	Conc.	%Rec	Recovery Out	Ion Ratio	Ratio out?
33	57 13C2-PFHxDA	815 > 769.7	1.14e4	2.28e4	1.232	6.61	6.61	6.25	5.07	101.5	NO		
34	58 d7-N-MeFOSE	623.1 > 58.9	1.07e4	2.28e4	0.039	6.53	6.53	5.86	149	99.0	NO		
35	59 d9-N-EiFOSE	639.2 > 58.8	1.01e4	2.28e4	0.037	6.68	6.67	5.51	149	99.3	NO		
36	60 13C4-PFBA	217. > 171.8	9.75e3	9.75e3	1.000	1.38	1.37	12.5	12.5	100.0	NO		
37	61 13C5-PFHxA	318 > 272.9	1.69e4	1.69e4	1.000	3.17	3.17	12.5	12.5	100.0	NO		
38	62 13C3-PFHxS	401.9 > 79.9	3.25e3	3.25e3	1.000	3.97	3.97	12.5	12.5	100.0	NO		
39	63 13C8-PFOA	421.3 > 376	1.74e4	1.74e4	1.000	4.35	4.36	12.5	12.5	100.0	NO		
40	64 13C9-PFNA	472.2 > 42...	1.97e4	1.97e4	1.000	4.80	4.81	12.5	12.5	100.0	NO		
41	65 13C4-PFOS	503 > 79.9	3.76e3	3.76e3	1.000	4.89	4.89	12.5	12.5	100.0	NO		
42	66 13C6-PFDA	519.1 > 47...	2.43e4	2.43e4	1.000	5.19	5.19	12.5	12.5	100.0	NO		
43	67 13C7-PFUdA	570.1 > 52...	2.28e4	2.28e4	1.000	5.52	5.52	12.5	12.5	100.0	NO		

Dataset: Untitled

Last Altered: Saturday, May 26, 2018 18:22:31 Pacific Daylight Time

Printed: Saturday, May 26, 2018 18:23:02 Pacific Daylight Time

Method: F:\Projects\PFAS.PRO\MethDB\PFAS_FULL_80C_052518.mdb 26 May 2018 14:09:10

Calibration: F:\Projects\PFAS.PRO\CurveDB\C18_VAL-PFAS_Q4_05-25-18.cdb 26 May 2018 15:24:47

Compound name: PFBA

#	Name	ID	Acq.Date	Acq.Time
1	1 180525M1_1	IPA	25-May-18	14:42:00
2	2 180525M1_2	ST180525M1-1 PFC CS-2 18E2202	25-May-18	14:53:24
3	3 180525M1_3	ST180525M1-2 PFC CS-1 18E2203	25-May-18	15:04:47
4	4 180525M1_4	ST180525M1-3 PFC CS0 18E2204	25-May-18	15:16:11
5	5 180525M1_5	ST180525M1-4 PFC CS1 18E2205	25-May-18	15:27:35
6	6 180525M1_6	ST180525M1-5 PFC CS2 18E2206	25-May-18	15:38:59
7	7 180525M1_7	ST180525M1-6 PFC CS3 18E2207	25-May-18	15:50:23
8	8 180525M1_8	ST180525M1-7 PFC CS4 18E2208	25-May-18	16:01:46
9	9 180525M1_9	ST180525M1-8 PFC CS5 18E2209	25-May-18	16:13:10
10	10 180525M1_10	ST180525M1-9 PFC CS6 18E2210	25-May-18	16:24:34
11	11 180525M1_11	ST180525M1-10 PFC CS7 18E2211	25-May-18	16:35:58
12	12 180525M1_12	IPA	25-May-18	16:47:21
13	13 180525M1_13	ICV180525M1-1 PFC 537 ICV 18E1401	25-May-18	16:58:44
14	14 180525M1_14	IPA	25-May-18	17:10:08
15	15 180525M1_15	B8E0038-BS1 OPR 0.25	25-May-18	17:21:34
16	16 180525M1_16	B8E0038-MS1 Matrix Spike 0.2548	25-May-18	17:32:58
17	17 180525M1_17	B8E0038-MSD1 Matrix Spike Dup 0.247...	25-May-18	17:44:21
18	18 180525M1_18	B8E0038-BLK1 Method Blank 0.25	25-May-18	17:55:44
19	19 180525M1_19	1800802-01 BP-TT-AOC22-MW10-201...	25-May-18	18:07:08
20	20 180525M1_20	1800802-02 BP-HN-MW24S-20180424 ...	25-May-18	18:18:32
21	21 180525M1_21	1800802-03 BPS1-TT-MW309S-20180...	25-May-18	18:29:56
22	22 180525M1_22	1800802-04 BPS1-TT-MW313S-20180...	25-May-18	18:41:19
23	23 180525M1_23	1800802-05 BPS1-TT-MW301S-20180...	25-May-18	18:52:42
24	24 180525M1_24	1800802-06 BP-DUP02-20180425 0.24...	25-May-18	19:04:06
25	25 180525M1_25	1800802-07 BP-EB01-20180425 0.24108	25-May-18	19:15:30
26	26 180525M1_26	1800802-08 BPS1-TT-MW307I-201804...	25-May-18	19:26:53
27	27 180525M1_27	1800802-09 BPS1-TT-MW306S-20180...	25-May-18	19:38:15
28	28 180525M1_28	1800802-10 BPS1-TT-MW307D-20180...	25-May-18	19:49:40
29	29 180525M1_29	1800802-11 BPS1-TT-MW306I-201804...	25-May-18	20:01:02
30	30 180525M1_30	IPA	25-May-18	20:12:26
31	31 180525M1_31	ST180525M1-11 PFC CS3 18E2207	25-May-18	20:23:49
32	32 180525M1_32	IPA	25-May-18	20:35:13

Dataset: Untitled

Last Altered: Saturday, May 26, 2018 18:22:31 Pacific Daylight Time
 Printed: Saturday, May 26, 2018 18:23:02 Pacific Daylight Time

Compound name: PFBA

#	Name	ID	Acq.Date	Acq.Time
33	33 180525M1_33	1800802-12 BPS1-TT-MW307S-20180...	25-May-18	20:46:36
34	34 180525M1_34	1800802-13 BPS1-TT-MW306D-20180...	25-May-18	20:57:59
35	35 180525M1_35	1800802-14 BPS1-TT-MW308I-201804...	25-May-18	21:09:23
36	36 180525M1_36	1800802-15 BPS1-TT-MW309I-201804...	25-May-18	21:20:46
37	37 180525M1_37	1800802-16 BPS1-DUP03-20180426 0....	25-May-18	21:32:09
38	38 180525M1_38	1800822-01 BPS1-TT-MW306D-FRB-2...	25-May-18	21:43:32
39	39 180525M1_39	1800822-02 BPS1-TT-MW309S-FRB-2...	25-May-18	21:54:55
40	40 180525M1_40	1800822-03 BP-TT-AOC22-MW10-FRB...	25-May-18	22:06:19
41	41 180525M1_41	1800822-04 BP-TT-SW4004-FRB-2018...	25-May-18	22:17:42
42	42 180525M1_42	B8E0079-BS1 OPR 0.125	25-May-18	22:29:05
43	43 180525M1_43	B8E0079-MS1 Matrix Spike 0.11636	25-May-18	22:40:28
44	44 180525M1_44	B8E0079-MSD1 Matrix Spike Dup 0.121...	25-May-18	22:51:52
45	45 180525M1_45	B8E0079-BLK1 Method Blank 0.125	25-May-18	23:03:16
46	46 180525M1_46	1800861-01 REEPDW451 0.09865	25-May-18	23:14:40
47	47 180525M1_47	1800861-02 REEPDW452 0.11734	25-May-18	23:26:04
48	48 180525M1_48	1800861-03 REEPDW453 0.11366	25-May-18	23:37:26
49	49 180525M1_49	1800861-04 REEPDW454 0.11586	25-May-18	23:48:49
50	50 180525M1_50	1800861-05 REEPDW456 0.11265	26-May-18	00:00:13
51	51 180525M1_51	IPA	26-May-18	00:11:36
52	52 180525M1_52	ST180525M1-12 PFC CS3 18E2207	26-May-18	00:22:59
53	53 180525M1_53	IPA	26-May-18	00:34:22
54	54 180525M1_54	1800861-06 REEPDW446 0.11633	26-May-18	00:45:45
55	55 180525M1_55	1800861-07 REEPDW455 0.10182	26-May-18	00:57:09
56	56 180525M1_56	1800861-08 REEPDW447 0.12297	26-May-18	01:08:32
57	57 180525M1_57	1800861-09 REEPDW448 0.12129	26-May-18	01:19:56
58	58 180525M1_58	1800861-10 REEPDW449 0.1213	26-May-18	01:31:20
59	59 180525M1_59	1800861-11 REEPDW450 0.11781	26-May-18	01:42:43
60	60 180525M1_60	1800861-12 REEPDW544 0.12182	26-May-18	01:54:07
61	61 180525M1_61	1800861-13 REEPDW457 0.11929	26-May-18	02:05:30
62	62 180525M1_62	1800861-14 REEPDW459 0.12194	26-May-18	02:16:53
63	63 180525M1_63	1800861-15 REEPDW458 0.09068	26-May-18	02:28:17
64	64 180525M1_64	IPA	26-May-18	02:39:39
65	65 180525M1_65	ST180525M1-13 PFC CS3 18E2207	26-May-18	02:51:03
66	66 180525M1_66	ST180525M1-14 PFC CS0 18E2204	26-May-18	03:02:26
67	67 180525M1_67	IPA	26-May-18	03:13:50
68	68 180525M1_68	1800861-16 REEPDW460 0.12028	26-May-18	03:25:14

Dataset: Untitled

Last Altered: Saturday, May 26, 2018 18:22:31 Pacific Daylight Time

Printed: Saturday, May 26, 2018 18:23:02 Pacific Daylight Time

Compound name: PFBA

#	Name	ID	Acq.Date	Acq.Time
69	69 180525M1_69	1800861-17 REEPDW545 0.12248	26-May-18	03:36:37
70	70 180525M1_70	1800797-06@10X PZ-2 0.25179	26-May-18	03:48:00
71	71 180525M1_71	1800797-11@10X MW-9 0.24793	26-May-18	03:59:23
72	72 180525M1_72	1800797-12@10X BD-01 0.2463	26-May-18	04:10:46
73	73 180525M1_73	B8E0136-BS1 OPR 0.125	26-May-18	04:22:11
74	74 180525M1_74	B8E0136-BSD1 LCSD 0.125	26-May-18	04:33:35
75	75 180525M1_75	B8E0136-BLK1 Method Blank 0.125	26-May-18	04:44:59
76	76 180525M1_76	1800925-01 REEPDW462 0.12078	26-May-18	04:56:23
77	77 180525M1_77	1800925-02 REEPDW463 0.12068	26-May-18	05:07:45
78	78 180525M1_78	1800925-03 REEPDW467 0.12158	26-May-18	05:19:09
79	79 180525M1_79	1800925-04 REEPDW464 0.12025	26-May-18	05:30:33
80	80 180525M1_80	1800925-05 REEPDW465 0.12435	26-May-18	05:41:56
81	81 180525M1_81	IPA	26-May-18	05:53:19
82	82 180525M1_82	ST180525M1-15 PFC CS3 18E2207	26-May-18	06:04:44
83	83 180525M1_83	IPA	26-May-18	06:16:06
84	84 180525M1_84	1800925-06 REEPDW466 0.12366	26-May-18	06:27:29
85	85 180525M1_85	1800925-07 REEPDW468 0.11785	26-May-18	06:38:53
86	86 180525M1_86	1800925-08 REEPDW473 0.12111	26-May-18	06:50:17
87	87 180525M1_87	1800925-09 REEPDW474 0.1191	26-May-18	07:01:40
88	88 180525M1_88	1800925-10 REEPDW477 0.12142	26-May-18	07:13:04
89	89 180525M1_89	1800925-11 REEPDW476 0.12031	26-May-18	07:24:27
90	90 180525M1_90	1800925-12 REEPDW472 0.12207	26-May-18	07:35:49
91	91 180525M1_91	B8E0055-BS1 OPR 0.25	26-May-18	07:47:13
92	92 180525M1_92	B8E0055-MS1 Matrix Spike 0.25991	26-May-18	07:58:36
93	93 180525M1_93	B8E0055-MSD1 Matrix Spike Dup 0.257...	26-May-18	08:10:00
94	94 180525M1_94	B8E0055-BLK1 Method Blank 0.25	26-May-18	08:21:24
95	95 180525M1_95	1800803-01 BPS1-TT-MW308S-20180...	26-May-18	08:32:47
96	96 180525M1_96	1800803-02 BPS1-TT-MW305D-20180...	26-May-18	08:44:12
97	97 180525M1_97	1800803-03 BPS1-TT-MW305S-20180...	26-May-18	08:55:36
98	98 180525M1_98	IPA	26-May-18	09:06:59
99	99 180525M1_99	ST180525M1-16 PFC CS3 18E2207	26-May-18	09:18:23
100	1... 180525M1_100	IPA	26-May-18	09:29:46
101	1... 180525M1_101	1800803-04 BP-HN-MW24IR-20180427...	26-May-18	09:41:09
102	1... 180525M1_102	1800803-05 BPS1-TT-MW305I-201804...	26-May-18	09:52:30
103	1... 180525M1_103	1800803-06 BP-MH-SW4001-South-20...	26-May-18	10:03:53
104	1... 180525M1_104	1800803-07 BP-TT-SW4002-20180427 ...	26-May-18	10:15:17

Dataset: Untitled

Last Altered: Saturday, May 26, 2018 18:22:31 Pacific Daylight Time

Printed: Saturday, May 26, 2018 18:23:02 Pacific Daylight Time

Compound name: PFBA

#	Name	ID	Acq.Date	Acq.Time
105	1... 180525M1_105	1800803-08 BP-TT-SW4004-20180427 ...	26-May-18	10:26:40
106	1... 180525M1_106	1800824-01 BPS1-TT-MW309D-20180...	26-May-18	10:38:04
107	1... 180525M1_107	1800824-02 BPS1-TT-MW301D-20180...	26-May-18	10:49:27
108	1... 180525M1_108	1800824-03 BP-EB02-20180429 0.25598	26-May-18	11:00:50
109	1... 180525M1_109	1800824-04 BPS1-TT-MW311S-201804...	26-May-18	11:12:13
110	1... 180525M1_110	1800824-05 BPS1-TT-MW312S-20180...	26-May-18	11:23:36
111	1... 180525M1_111	1800824-06 BP-DUP05-20180429 0.25...	26-May-18	11:34:59
112	1... 180525M1_112	IPA	26-May-18	11:46:23
113	1... 180525M1_113	ST180525M1-17 PFC CS3 18E2207	26-May-18	11:57:47
114	1... 180525M1_114	IPA	26-May-18	12:09:09
115	1... 180525M1_115	1800824-07 BPS1-TT-MW310S-20180...	26-May-18	12:20:32
116	1... 180525M1_116	1800824-08 BPS1-TT-MW301I-201804...	26-May-18	12:31:56
117	1... 180525M1_117	1800824-09 BPS1-TT-MW314S-20180...	26-May-18	12:43:20
118	1... 180525M1_118	1800824-10 BPS1-TT-MW314I-201804...	26-May-18	12:54:42
119	1... 180525M1_119	1800824-11 BP-EB03-20180430 0.26092	26-May-18	13:06:05
120	1... 180525M1_120	1800824-12 BPS1-TT-MW308D-20180...	26-May-18	13:17:29
121	1... 180525M1_121	IPA	26-May-18	13:28:51
122	1... 180525M1_122	ST180525M1-18 PFC CS3 18E2207	26-May-18	13:40:15
123	1... 180525M1_123	IPA	26-May-18	13:51:38

Dataset: F:\Projects\PFAS.PRO\Results\180525M1\18025M1-31.qld

Last Altered: Saturday, May 26, 2018 15:36:44 Pacific Daylight Time

Printed: Saturday, May 26, 2018 17:28:27 Pacific Daylight Time

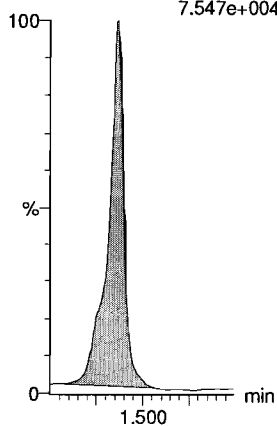
Method: F:\Projects\PFAS.PRO\MethDB\PFAS_FULL_80C_052518.mdb 26 May 2018 14:09:10

Calibration: F:\Projects\PFAS.PRO\CurveDB\C18_VAL-PFAS_Q4_05-25-18.cdb 26 May 2018 15:24:47

Name: 180525M1_31, Date: 25-May-2018, Time: 20:23:49, ID: ST180525M1-11 PFC CS3 18E2207, Description: PFC CS3 18E2207

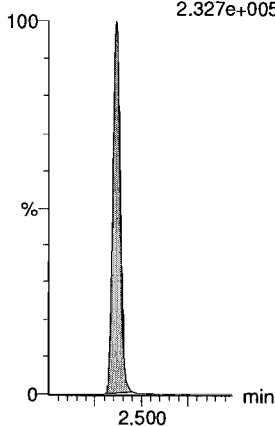
PFBA

F2:MRM of 1 channel,ES-
213.0 > 168.8
7.547e+004



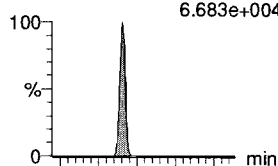
PFPeA

F5:MRM of 1 channel,ES-
263.1 > 218.9
2.327e+005

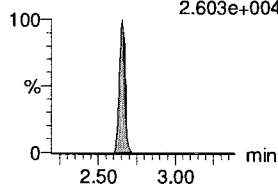


PFBS

F7:MRM of 2 channels,ES-
299.0 > 79.7
6.683e+004

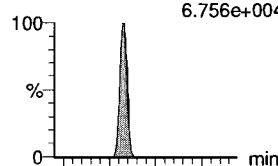


F7:MRM of 2 channels,ES-
299.0 > 99.0
2.603e+004

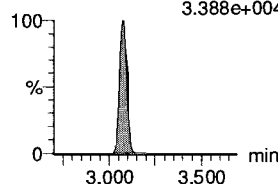


4:2 FTS

F12:MRM of 2 channels,ES-
327.2 > 307.2
6.756e+004

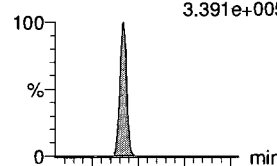


F12:MRM of 2 channels,ES-
327.2 > 81.1
3.388e+004

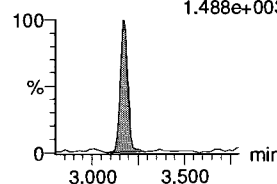


PFHxA

F9:MRM of 2 channels,ES-
313.2 > 268.9
3.391e+005

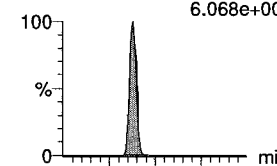


F9:MRM of 2 channels,ES-
313.2 > 119
1.488e+003

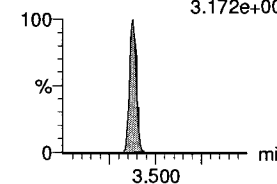


PFPeS

F15:MRM of 2 channels,ES-
349.1 > 80.1
6.068e+004

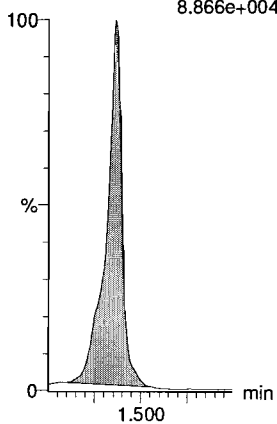


F15:MRM of 2 channels,ES-
349.1 > 99
3.172e+004



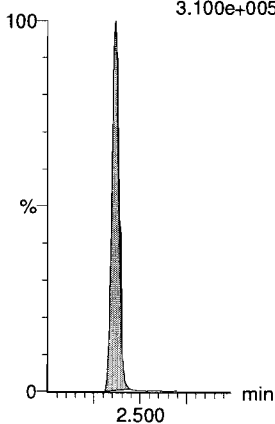
13C3-PFBA

F3:MRM of 1 channel,ES-
216.1 > 171.8
8.866e+004



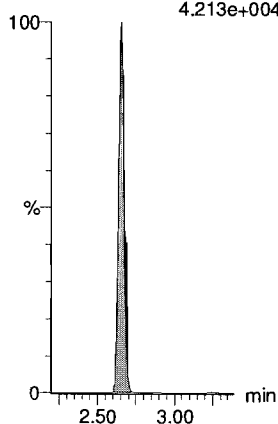
13C3-PFPeA

F6:MRM of 1 channel,ES-
266. > 221.8
3.100e+005



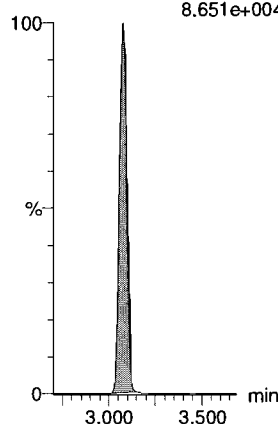
13C3-PFBS

F8:MRM of 1 channel,ES-
302. > 98.8
4.213e+004



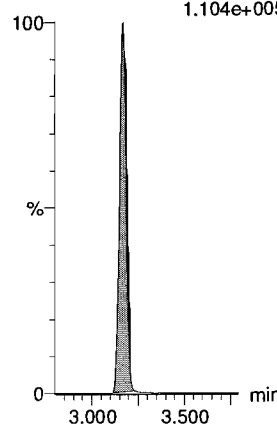
13C2-4:2 FTS

F13:MRM of 1 channel,ES-
329.2 > 308.9
8.651e+004



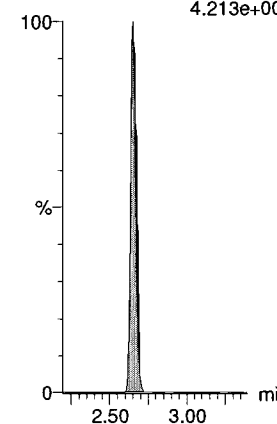
13C2-PFHxA

F10:MRM of 1 channel,ES-
315 > 269.8
1.104e+005



13C3-PFBS

F8:MRM of 1 channel,ES-
302. > 98.8
4.213e+004



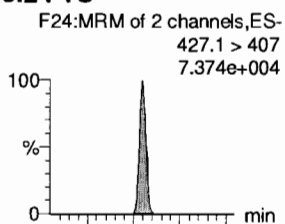
Dataset: F:\Projects\PFAS.PRO\Results\180525M1\180525M1-31.qld

Last Altered: Saturday, May 26, 2018 15:36:44 Pacific Daylight Time

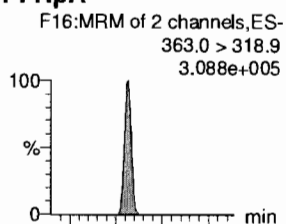
Printed: Saturday, May 26, 2018 17:28:27 Pacific Daylight Time

Name: 180525M1_31, Date: 25-May-2018, Time: 20:23:49, ID: ST180525M1-11 PFC CS3 18E2207, Description: PFC CS3 18E2207

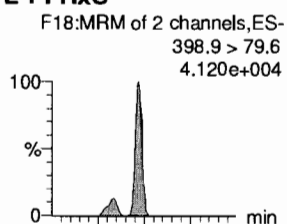
6:2 FTS



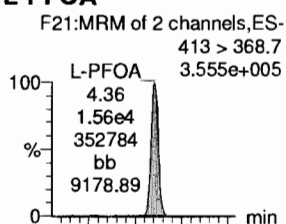
PFHpA



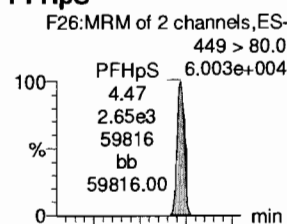
L-PFHxS



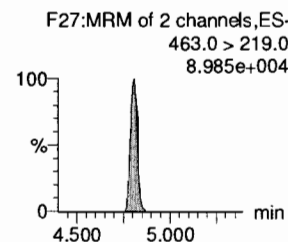
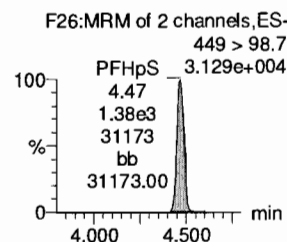
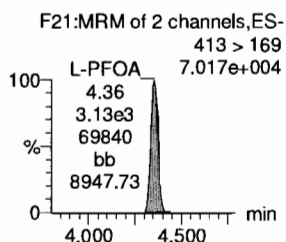
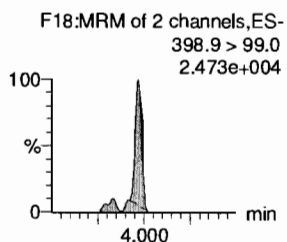
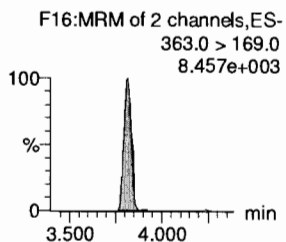
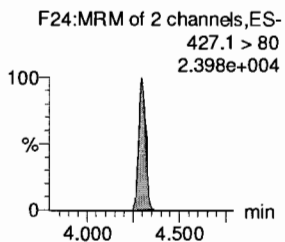
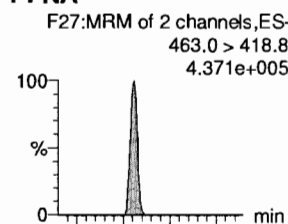
L-PFOA



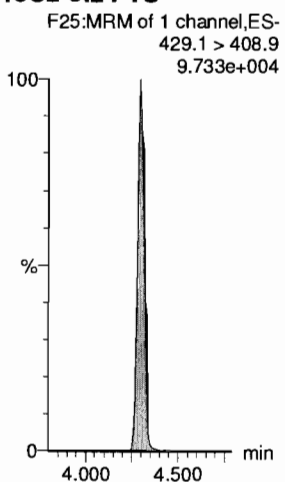
PFHpS



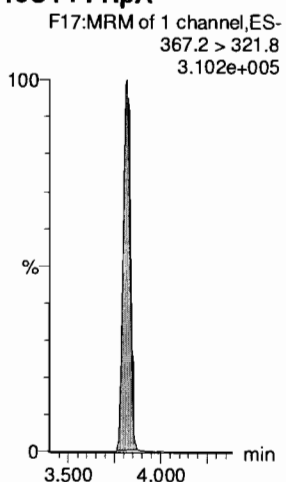
PFNA



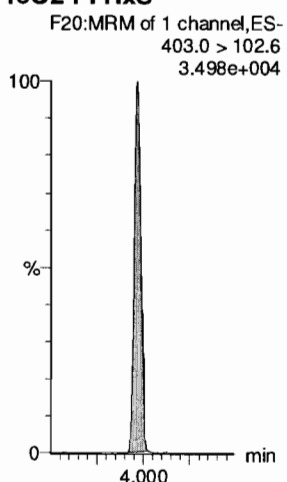
13C2-6:2 FTS



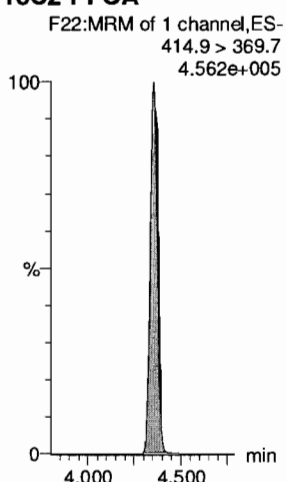
13C4-PFHpA



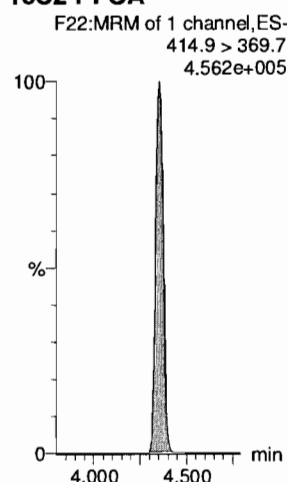
18O2-PFHxS



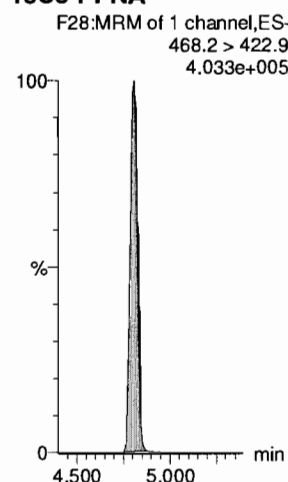
13C2-PFOA



13C2-PFOA



13C5-PFNA



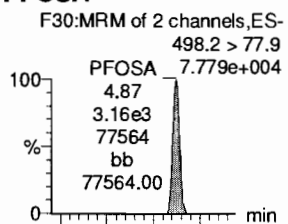
Dataset: F:\Projects\PFAS.PRO\Results\180525M1\180525M1-31.qld

Last Altered: Saturday, May 26, 2018 15:36:44 Pacific Daylight Time

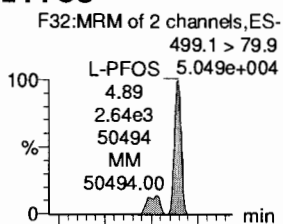
Printed: Saturday, May 26, 2018 17:28:27 Pacific Daylight Time

Name: 180525M1_31, Date: 25-May-2018, Time: 20:23:49, ID: ST180525M1-11 PFC CS3 18E2207, Description: PFC CS3 18E2207

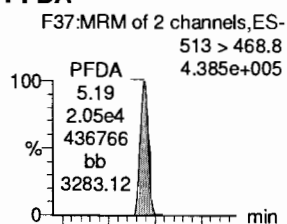
PFOSA



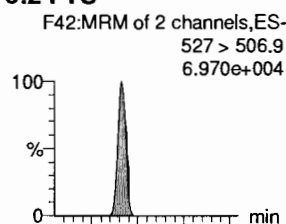
L-PFOS



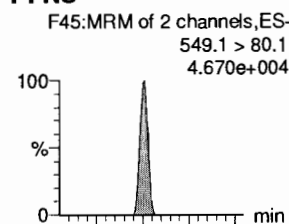
PFDA



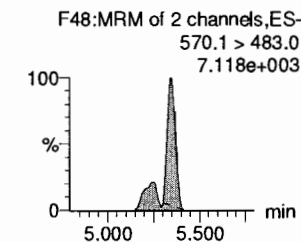
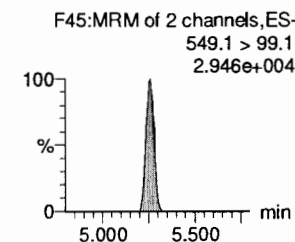
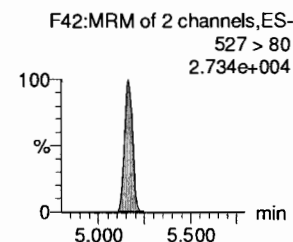
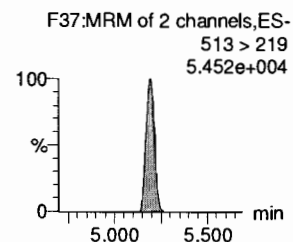
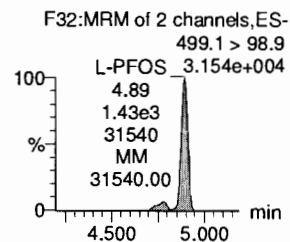
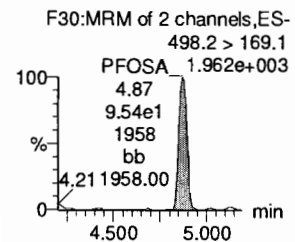
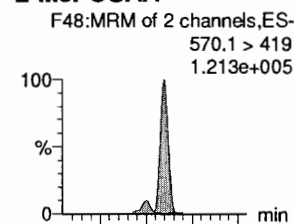
8:2 FTS



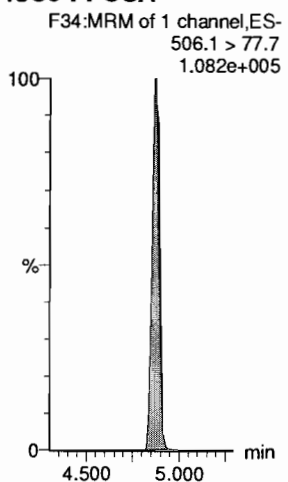
PFNS




L-MeFOSAA



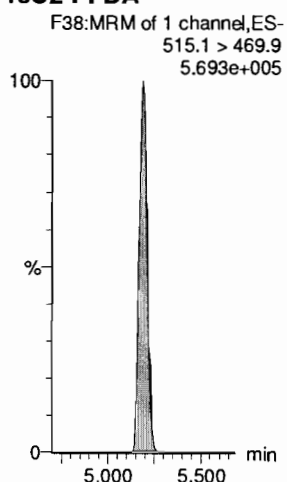
13C8-PFOSA



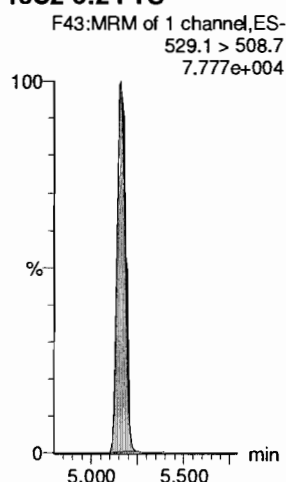
13C8-PFOS



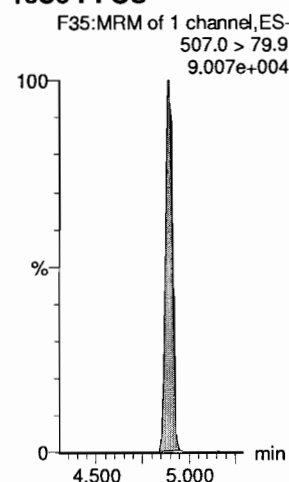
13C2-PFDA



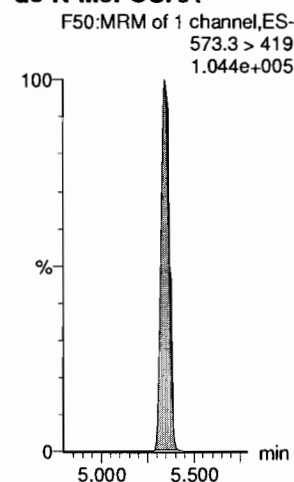
13C2-8:2 FTS



13C8-PFOS



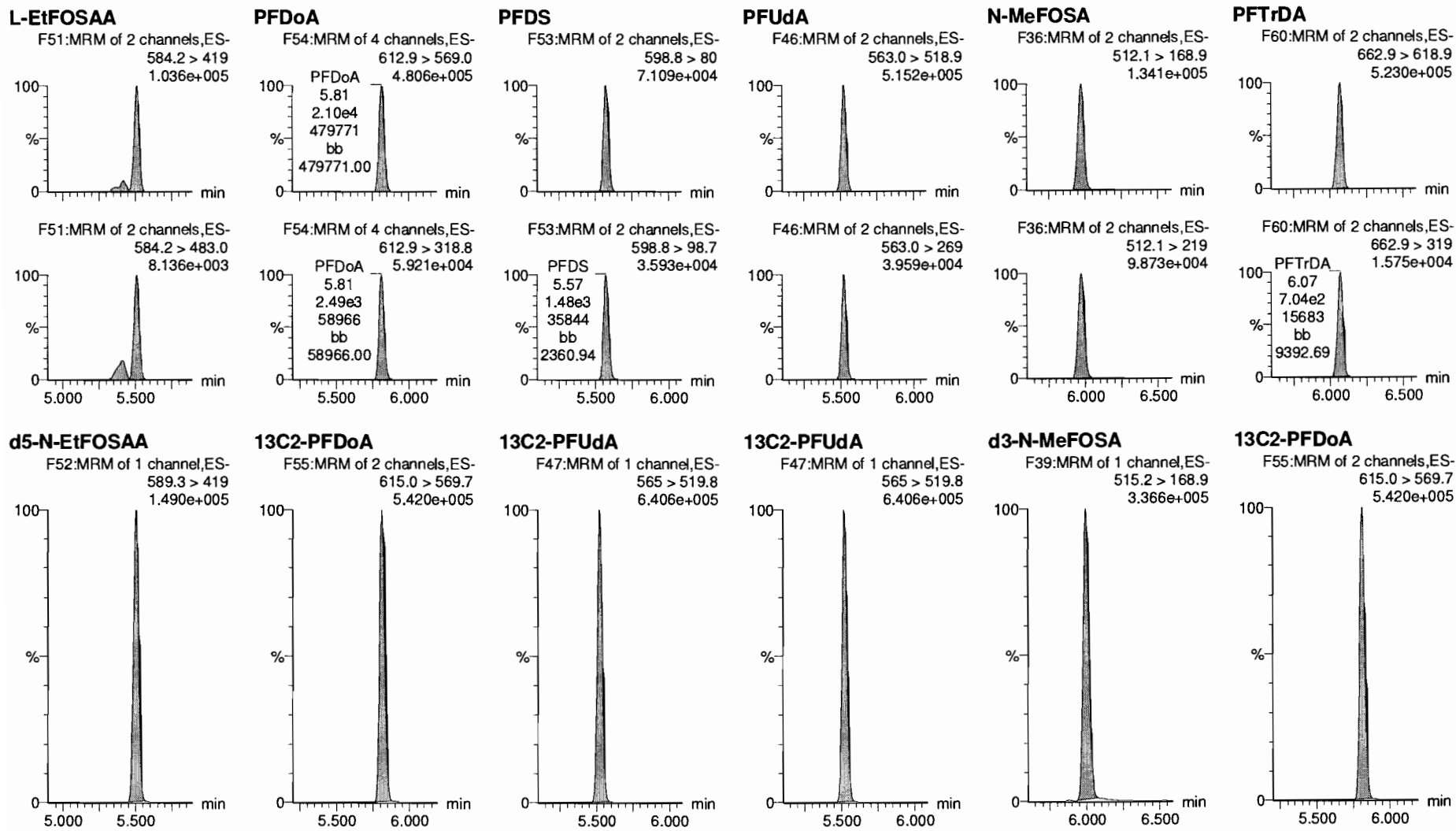
d3-N-MeFOSAA



Dataset: F:\Projects\PFAS.PRO\Results\180525M1\18025M1-31.qld

Last Altered: Saturday, May 26, 2018 15:36:44 Pacific Daylight Time
Printed: Saturday, May 26, 2018 17:28:27 Pacific Daylight Time

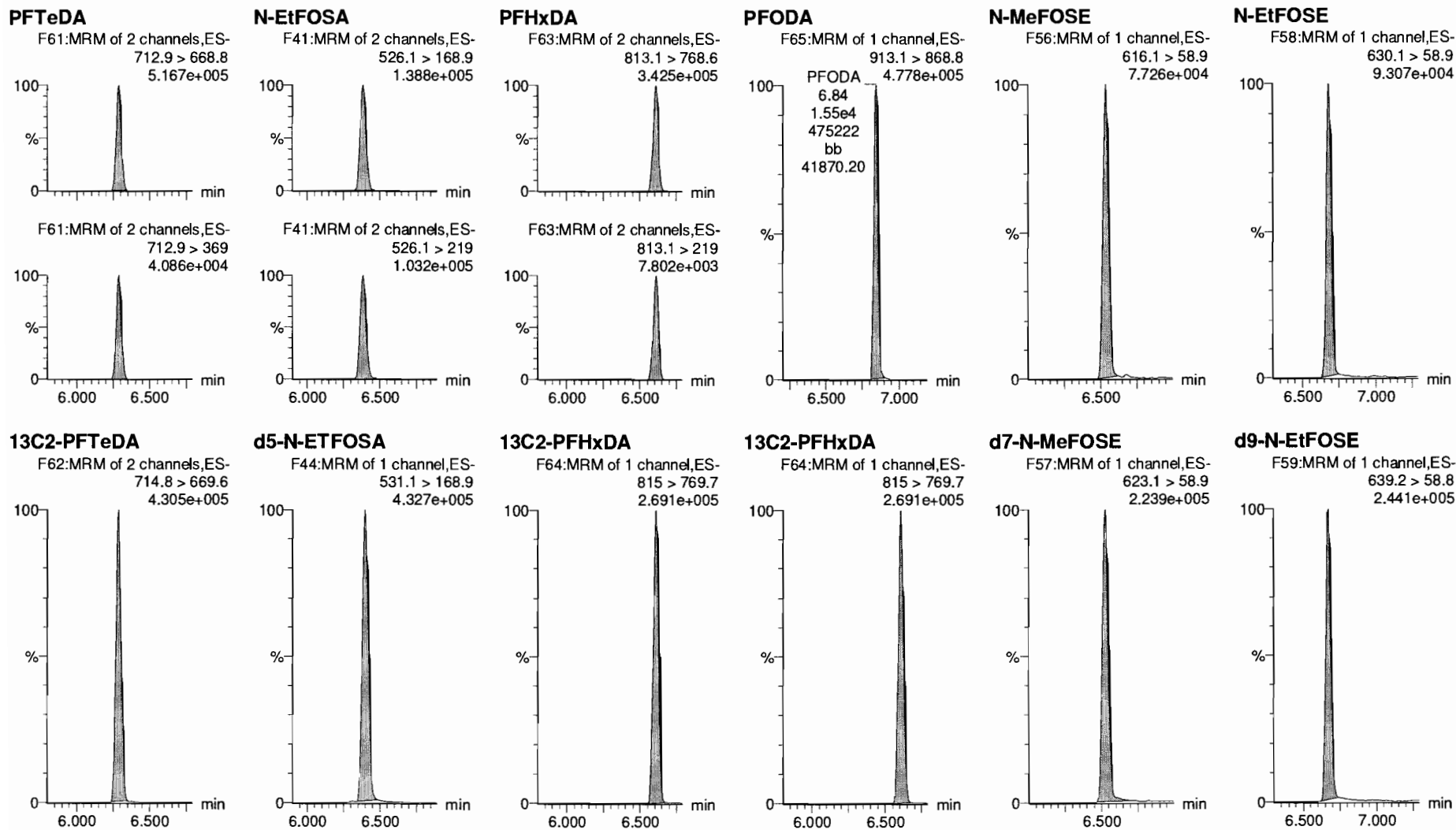
Name: 180525M1_31, Date: 25-May-2018, Time: 20:23:49, ID: ST180525M1-11 PFC CS3 18E2207, Description: PFC CS3 18E2207



Dataset: F:\Projects\PFAS.PRO\Results\180525M1\18025M1-31.qld

Last Altered: Saturday, May 26, 2018 15:36:44 Pacific Daylight Time
Printed: Saturday, May 26, 2018 17:28:27 Pacific Daylight Time

Name: 180525M1_31, Date: 25-May-2018, Time: 20:23:49, ID: ST180525M1-11 PFC CS3 18E2207, Description: PFC CS3 18E2207



Dataset: F:\Projects\PFAS.PRO\Results\180525M1\18025M1-31.qld

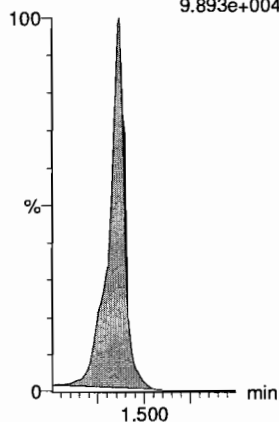
Last Altered: Saturday, May 26, 2018 15:36:44 Pacific Daylight Time

Printed: Saturday, May 26, 2018 17:28:27 Pacific Daylight Time

Name: 180525M1_31, Date: 25-May-2018, Time: 20:23:49, ID: ST180525M1-11 PFC CS3 18E2207, Description: PFC CS3 18E2207

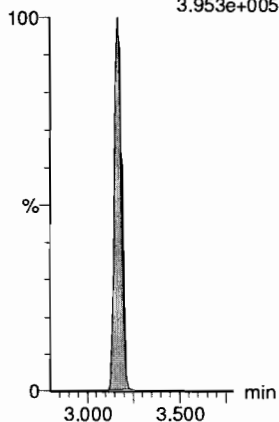
13C4-PFBA

F4:MRM of 1 channel,ES-
217. > 171.8
9.893e+004



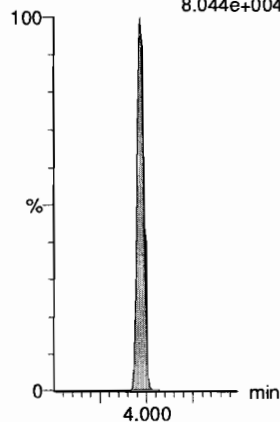
13C5-PFHxA

F11:MRM of 1 channel,ES-
318 > 272.9
3.953e+005



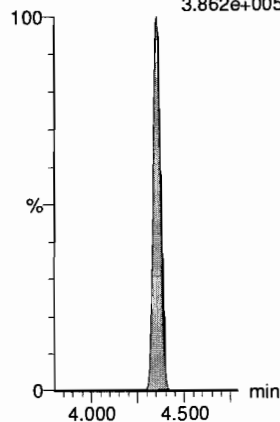
13C3-PFHxS

F19:MRM of 1 channel,ES-
401.9 > 79.9
8.044e+004



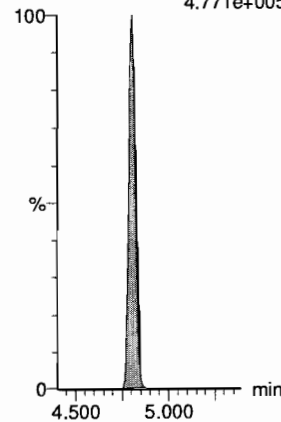
13C8-PFOA

F23:MRM of 1 channel,ES-
421.3 > 376
3.862e+005



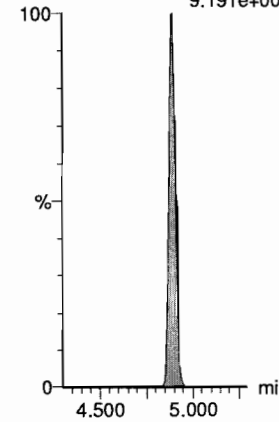
13C9-PFNA

F29:MRM of 1 channel,ES-
472.2 > 426.9
4.771e+005



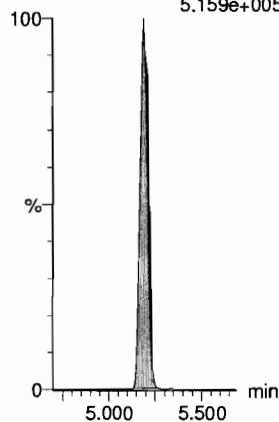
13C4-PFOS

F33:MRM of 1 channel,ES-
503 > 79.9
9.191e+004



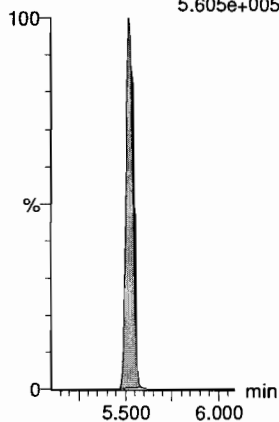
13C6-PFDA

F40:MRM of 1 channel,ES-
519.1 > 473.7
5.159e+005



13C7-PFUdA

F49:MRM of 1 channel,ES-
570.1 > 524.8
5.605e+005



Dataset: F:\Projects\PFAS.PRO\Results\180525M1\18025M1-52.qld

Last Altered: Saturday, May 26, 2018 17:30:48 Pacific Daylight Time
Printed: Saturday, May 26, 2018 17:31:49 Pacific Daylight Time

Method: F:\Projects\PFAS.PRO\MethDB\PFAS_FULL_80C_052518.mdb 26 May 2018 14:09:10
Calibration: F:\Projects\PFAS.PRO\CurveDB\C18_VAL-PFAS_Q4_05-25-18.cdb 26 May 2018 15:24:47

Name: 180525M1_52, Date: 26-May-2018, Time: 00:22:59, ID: ST180525M1-12 PFC CS3 18E2207, Description: PFC CS3 18E2207

	# Name	Trace	Area	IS Area	RRF	Pred.RT	RT	y Axis Resp.	Conc.	%Rec	Recovery Out	Ion Ratio	Ratio out?
1	1 PFBA	213.0 > 16...	7.53e3	8.59e3		1.39	1.39	11.0	10.2	101.5	NO		
2	2 PFPeA	263.1 > 21...	1.12e4	1.42e4		2.37	2.37	9.88	9.94	99.4	NO		
3	3 PFBS	299.0 > 79.7	2.80e3	1.81e3		2.66	2.66	19.4	10.0	100.3	NO	2.532	NO
4	4 4:2 FTS	327.2>307.2	2.74e3	3.97e3		3.08	3.08	8.63	8.92	89.2	NO	1.603	NO
5	5 PFHxA	313.2 > 26...	1.47e4	5.02e3		3.17	3.17	14.6	10.1	100.7	NO	299.403	NO
6	6 PFPeS	349.1>80.1	2.58e3	1.81e3		3.38	3.38	17.8	9.71	97.1	NO	1.688	NO
7	7 PFHpA	363.0 > 31...	1.34e4	1.40e4		3.82	3.82	12.0	10.2	101.6	NO	26.945	NO
8	8 L-PFHxS	398.9 > 79.6	1.98e3	1.40e3		4.02	3.97	17.7	10.4	104.2	NO	1.525	NO
9	10 6:2 FTS	427.1 > 407	3.33e3	4.31e3		4.30	4.30	9.65	9.50	95.0	NO	2.935	NO
10	11 L-PFOA	413 > 368.7	1.64e4	2.10e4		4.40	4.36	9.79	9.81	98.1	NO	4.833	NO
11	13 PFHpS	449 > 80.0	2.82e3	2.10e4		4.46	4.47	1.68	10.4	104.4	NO	1.906	NO
12	14 PFNA	463.0 > 41...	1.93e4	1.92e4		4.81	4.80	12.6	10.4	103.6	NO	5.419	NO
13	15 PFOSA	498.2 > 77.9	3.18e3	4.63e3		4.87	4.87	8.59	9.61	96.1	NO	48.713	YES
14	16 L-PFOS	499.1 > 79.9	2.81e3	3.87e3		4.92	4.89	9.08	10.3	102.9	NO	1.872	NO
15	18 PFDA	513 > 468.8	2.01e4	2.54e4		5.19	5.19	9.89	9.75	97.5	NO	6.153	NO
16	19 8:2 FTS	527 > 506.9	3.64e3	3.38e3		5.16	5.16	13.5	10.1	101.1	NO	2.475	NO
17	20 PFNS	549.1>80.1	2.44e3	3.87e3		5.25	5.25	7.87	10.2	101.7	NO	1.743	NO
18	21 L-MeFOSAA	570.1 > 419	7.05e3	5.31e3		5.35	5.35	16.6	9.43	94.3	NO	14.733	NO
19	23 L-EtFOSAA	584.2 > 419	5.29e3	6.54e3		5.51	5.51	10.1	10.2	101.7	NO	12.754	NO

✓ AS 5/22/18

Dataset: F:\Projects\PFAS.PRO\Results\180525M1\18025M1-52.qld

Last Altered: Saturday, May 26, 2018 17:30:48 Pacific Daylight Time

Printed: Saturday, May 26, 2018 17:32:02 Pacific Daylight Time

Method: F:\Projects\PFAS.PRO\MethDB\PFAS_FULL_80C_052518.mdb 26 May 2018 14:09:10

Calibration: F:\Projects\PFAS.PRO\CurveDB\C18_VAL-PFAS_Q4_05-25-18.cdb 26 May 2018 15:24:47

Name: 180525M1_52, Date: 26-May-2018, Time: 00:22:59, ID: ST180525M1-12 PFC CS3 18E2207, Description: PFC CS3 18E2207

#	Name	Trace	Area	IS Area	RRF	Pred.RT	RT	y Axis Resp.	Conc.	%Rec	Recovery	Out	Ion Ratio	Ratio out?
1	25 PFUDa	563.0 > 51...	1.95e4	2.31e4		5.52	5.52	10.5	9.81	98.1	NO		14.115	NO
2	26 PFDS	598.8 > 80	3.18e3	2.31e4		5.57	5.57	1.72	11.6	115.9	NO		1.967	NO
3	27 PFDoA	612.9 > 56...	2.24e4	2.17e4		5.81	5.81	12.9	10.8	107.6	NO		9.341	NO
4	28 N-MeFOSA	512.1 > 16...	6.75e3	1.75e4		5.97	5.97	57.9	50.4	100.8	NO		1.305	NO
5	29 PFTeDA	662.9 > 61...	2.33e4	2.17e4		6.06	6.06	13.4	10.4	104.4	NO		33.835	NO
6	30 PFTeDA	712.9 > 66...	2.02e4	1.81e4		6.29	6.28	13.9	11.3	113.1	NO		12.587	NO
7	31 N-EtFOSA	526.1 > 16...	7.09e3	2.26e4		6.39	6.39	47.1	50.6	101.2	NO		1.330	NO
8	32 PFHxDA	813.1 > 76...	1.25e4	1.12e4		6.61	6.61	5.57	9.00	90.0	NO		34.282	NO
9	33 PFODA	913.1 > 86...	1.61e4	1.12e4		6.84	6.84	7.16	11.2	112.5	NO			
10	34 N-MeFOSE	616.1 > 58.9	3.54e3	1.08e4		6.54	6.54	49.2	51.8	103.6	NO			
11	35 N-EtFOSE	630.1 > 58.9	3.96e3	1.05e4		6.68	6.68	56.5	49.5	98.9	NO			
12	36 13C3-PFBA	216.1 > 17...	8.59e3	9.85e3	0.874	1.38	1.39	10.9	12.5	99.8	NO			
13	37 13C3-PFPeA	266. > 221.8	1.42e4	1.77e4	0.834	2.37	2.37	10.0	12.0	96.3	NO			
14	38 13C3-PFBS	302. > 98.8	1.81e3	1.77e4	0.101	2.65	2.66	1.28	12.7	101.5	NO			
15	39 13C2-4:2 FTS	329.2>308.9	3.97e3	1.77e4	0.238	3.07	3.08	2.80	11.8	94.1	NO			
16	40 13C2-PFHxA	315 > 269.8	5.02e3	1.77e4	0.731	3.17	3.17	3.54	4.84	96.9	NO			
17	41 13C4-PFHpA	367.2 > 32...	1.40e4	1.77e4	0.820	3.81	3.82	9.87	12.0	96.3	NO			
18	42 18O2-PFHxS	403.0 > 10...	1.40e3	3.57e3	0.429	3.97	3.97	4.90	11.4	91.3	NO			
19	43 13C2-6:2 FTS	429.1 > 40...	4.31e3	1.87e4	0.235	4.30	4.30	2.89	12.3	98.3	NO			
20	44 13C2-PFOA	414.9 > 36...	2.10e4	1.87e4	1.222	4.35	4.35	14.0	11.5	91.9	NO			
21	45 13C5-PFNA	468.2 > 42...	1.92e4	1.98e4	0.950	4.81	4.81	12.1	12.8	102.2	NO			
22	46 13C8-PFOSA	506.1 > 77.7	4.63e3	2.51e4	0.190	4.87	4.87	2.31	12.2	97.2	NO			
23	47 13C8-PFOS	507.0 > 79.9	3.87e3	4.05e3	1.018	4.89	4.89	11.9	11.7	93.9	NO			
24	48 13C2-PFDA	515.1 > 46...	2.54e4	2.33e4	1.175	5.19	5.19	13.6	11.6	92.6	NO			
25	49 13C2-8:2 FTS	529.1 > 50...	3.38e3	1.77e4	0.245	5.16	5.16	2.38	9.72	77.7	NO			
26	50 d3-N-MeFOSAA	573.3 > 419	5.31e3	2.51e4	0.202	5.34	5.34	2.64	13.1	104.9	NO			
27	51 d5-N-EtFOSAA	589.3 > 419	6.54e3	2.51e4	0.242	5.50	5.50	3.26	13.4	107.6	NO			
28	52 13C2-PFUDa	565 > 519.8	2.31e4	2.51e4	1.062	5.52	5.52	11.5	10.8	86.6	NO			
29	53 13C2-PFDoA	615.0 > 56...	2.17e4	2.33e4	1.048	5.81	5.81	11.6	11.1	88.8	NO			
30	54 d3-N-MeFOSA	515.2 > 16...	1.75e4	2.51e4	0.058	6.00	6.00	8.70	150	100.1	NO			
31	55 13C2-PFTeDA	714.8 > 66...	1.81e4	2.51e4	0.871	6.29	6.28	9.01	10.3	82.8	NO			
32	56 d5-N-ETFOSA	531.1 > 16...	2.26e4	2.51e4	0.073	6.40	6.40	11.2	153	102.3	NO			

GM 5/26/2018

Dataset: F:\Projects\PFAS.PRO\Results\180525M1\18025M1-52.qld

Last Altered: Saturday, May 26, 2018 17:30:48 Pacific Daylight Time

Printed: Saturday, May 26, 2018 17:32:02 Pacific Daylight Time

Name: 180525M1_52, Date: 26-May-2018, Time: 00:22:59, ID: ST180525M1-12 PFC CS3 18E2207, Description: PFC CS3 18E2207

	# Name	Trace	Area	IS Area	RRF	Pred.RT	RT	y Axis Resp.	Conc.	%Rec	Recovery Out	Ion Ratio	Ratio out?
33	57 13C2-PFHxDA	815 > 769.7	1.12e4	2.51e4	1.232	6.61	6.61	5.59	4.54	90.8	NO		
34	58 d7-N-MeFOSE	623.1 > 58.9	1.08e4	2.51e4	0.039	6.53	6.52	5.38	136	90.8	NO		
35	59 d9-N-EtFOSE	639.2 > 58.8	1.05e4	2.51e4	0.037	6.68	6.67	5.23	141	94.3	NO		
36	60 13C4-PFBA	217. > 171.8	9.85e3	9.85e3	1.000	1.38	1.39	12.5	12.5	100.0	NO		
37	61 13C5-PFHxA	318 > 272.9	1.77e4	1.77e4	1.000	3.17	3.17	12.5	12.5	100.0	NO		
38	62 13C3-PFHxS	401.9 > 79.9	3.57e3	3.57e3	1.000	3.97	3.97	12.5	12.5	100.0	NO		
39	63 13C8-PFOA	421.3 > 376	1.87e4	1.87e4	1.000	4.35	4.35	12.5	12.5	100.0	NO		
40	64 13C9-PFNA	472.2 > 42...	1.98e4	1.98e4	1.000	4.80	4.80	12.5	12.5	100.0	NO		
41	65 13C4-PFOS	503 > 79.9	4.05e3	4.05e3	1.000	4.89	4.89	12.5	12.5	100.0	NO		
42	66 13C6-PFDA	519.1 > 47...	2.33e4	2.33e4	1.000	5.19	5.19	12.5	12.5	100.0	NO		
43	67 13C7-PFUdA	570.1 > 52...	2.51e4	2.51e4	1.000	5.52	5.52	12.5	12.5	100.0	NO		

Dataset: Untitled

Last Altered: Saturday, May 26, 2018 18:22:31 Pacific Daylight Time

Printed: Saturday, May 26, 2018 18:23:02 Pacific Daylight Time

Method: F:\Projects\PFAS.PRO\MethDB\PFAS_FULL_80C_052518.mdb 26 May 2018 14:09:10

Calibration: F:\Projects\PFAS.PRO\CurveDB\C18_VAL-PFAS_Q4_05-25-18.cdb 26 May 2018 15:24:47

Compound name: PFBA

#	Name	ID	Acq.Date	Acq.Time
1	180525M1_1	IPA	25-May-18	14:42:00
2	180525M1_2	ST180525M1-1 PFC CS-2 18E2202	25-May-18	14:53:24
3	180525M1_3	ST180525M1-2 PFC CS-1 18E2203	25-May-18	15:04:47
4	180525M1_4	ST180525M1-3 PFC CS0 18E2204	25-May-18	15:16:11
5	180525M1_5	ST180525M1-4 PFC CS1 18E2205	25-May-18	15:27:35
6	180525M1_6	ST180525M1-5 PFC CS2 18E2206	25-May-18	15:38:59
7	180525M1_7	ST180525M1-6 PFC CS3 18E2207	25-May-18	15:50:23
8	180525M1_8	ST180525M1-7 PFC CS4 18E2208	25-May-18	16:01:46
9	180525M1_9	ST180525M1-8 PFC CS5 18E2209	25-May-18	16:13:10
10	180525M1_10	ST180525M1-9 PFC CS6 18E2210	25-May-18	16:24:34
11	180525M1_11	ST180525M1-10 PFC CS7 18E2211	25-May-18	16:35:58
12	180525M1_12	IPA	25-May-18	16:47:21
13	180525M1_13	ICV180525M1-1 PFC 537 ICV 18E1401	25-May-18	16:58:44
14	180525M1_14	IPA	25-May-18	17:10:08
15	180525M1_15	B8E0038-BS1 OPR 0.25	25-May-18	17:21:34
16	180525M1_16	B8E0038-MS1 Matrix Spike 0.2548	25-May-18	17:32:58
17	180525M1_17	B8E0038-MSD1 Matrix Spike Dup 0.247...	25-May-18	17:44:21
18	180525M1_18	B8E0038-BLK1 Method Blank 0.25	25-May-18	17:55:44
19	180525M1_19	1800802-01 BP-TT-AOC22-MW10-201...	25-May-18	18:07:08
20	180525M1_20	1800802-02 BP-HN-MW24S-20180424 ...	25-May-18	18:18:32
21	180525M1_21	1800802-03 BPS1-TT-MW309S-20180...	25-May-18	18:29:56
22	180525M1_22	1800802-04 BPS1-TT-MW313S-20180...	25-May-18	18:41:19
23	180525M1_23	1800802-05 BPS1-TT-MW301S-20180...	25-May-18	18:52:42
24	180525M1_24	1800802-06 BP-DUP02-20180425 0.24...	25-May-18	19:04:06
25	180525M1_25	1800802-07 BP-EB01-20180425 0.24108	25-May-18	19:15:30
26	180525M1_26	1800802-08 BPS1-TT-MW307I-201804...	25-May-18	19:26:53
27	180525M1_27	1800802-09 BPS1-TT-MW306S-20180...	25-May-18	19:38:15
28	180525M1_28	1800802-10 BPS1-TT-MW307D-20180...	25-May-18	19:49:40
29	180525M1_29	1800802-11 BPS1-TT-MW306I-201804...	25-May-18	20:01:02
30	180525M1_30	IPA	25-May-18	20:12:26
31	180525M1_31	ST180525M1-11 PFC CS3 18E2207	25-May-18	20:23:49
32	180525M1_32	IPA	25-May-18	20:35:13

Dataset: Untitled

Last Altered: Saturday, May 26, 2018 18:22:31 Pacific Daylight Time

Printed: Saturday, May 26, 2018 18:23:02 Pacific Daylight Time

Compound name: PFBA

#	Name	ID	Acq.Date	Acq.Time
33	33 180525M1_33	1800802-12 BPS1-TT-MW307S-20180...	25-May-18	20:46:36
34	34 180525M1_34	1800802-13 BPS1-TT-MW306D-20180...	25-May-18	20:57:59
35	35 180525M1_35	1800802-14 BPS1-TT-MW308I-201804...	25-May-18	21:09:23
36	36 180525M1_36	1800802-15 BPS1-TT-MW309I-201804...	25-May-18	21:20:46
37	37 180525M1_37	1800802-16 BPS1-DUP03-20180426 0...	25-May-18	21:32:09
38	38 180525M1_38	1800822-01 BPS1-TT-MW306D-FRB-2...	25-May-18	21:43:32
39	39 180525M1_39	1800822-02 BPS1-TT-MW309S-FRB-2...	25-May-18	21:54:55
40	40 180525M1_40	1800822-03 BP-TT-AOC22-MW10-FRB...	25-May-18	22:06:19
41	41 180525M1_41	1800822-04 BP-TT-SW4004-FRB-2018...	25-May-18	22:17:42
42	42 180525M1_42	B8E0079-BS1 OPR 0.125	25-May-18	22:29:05
43	43 180525M1_43	B8E0079-MS1 Matrix Spike 0.11636	25-May-18	22:40:28
44	44 180525M1_44	B8E0079-MSD1 Matrix Spike Dup 0.121...	25-May-18	22:51:52
45	45 180525M1_45	B8E0079-BLK1 Method Blank 0.125	25-May-18	23:03:16
46	46 180525M1_46	1800861-01 REEPDW451 0.09865	25-May-18	23:14:40
47	47 180525M1_47	1800861-02 REEPDW452 0.11734	25-May-18	23:26:04
48	48 180525M1_48	1800861-03 REEPDW453 0.11366	25-May-18	23:37:26
49	49 180525M1_49	1800861-04 REEPDW454 0.11586	25-May-18	23:48:49
50	50 180525M1_50	1800861-05 REEPDW456 0.11265	26-May-18	00:00:13
51	51 180525M1_51	IPA	26-May-18	00:11:36
52	52 180525M1_52	ST180525M1-12 PFC CS3 18E2207	26-May-18	00:22:59
53	53 180525M1_53	IPA	26-May-18	00:34:22
54	54 180525M1_54	1800861-06 REEPDW446 0.11633	26-May-18	00:45:45
55	55 180525M1_55	1800861-07 REEPDW455 0.10182	26-May-18	00:57:09
56	56 180525M1_56	1800861-08 REEPDW447 0.12297	26-May-18	01:08:32
57	57 180525M1_57	1800861-09 REEPDW448 0.12129	26-May-18	01:19:56
58	58 180525M1_58	1800861-10 REEPDW449 0.1213	26-May-18	01:31:20
59	59 180525M1_59	1800861-11 REEPDW450 0.11781	26-May-18	01:42:43
60	60 180525M1_60	1800861-12 REEPDW544 0.12182	26-May-18	01:54:07
61	61 180525M1_61	1800861-13 REEPDW457 0.11929	26-May-18	02:05:30
62	62 180525M1_62	1800861-14 REEPDW459 0.12194	26-May-18	02:16:53
63	63 180525M1_63	1800861-15 REEPDW458 0.09068	26-May-18	02:28:17
64	64 180525M1_64	IPA	26-May-18	02:39:39
65	65 180525M1_65	ST180525M1-13 PFC CS3 18E2207	26-May-18	02:51:03
66	66 180525M1_66	ST180525M1-14 PFC CS0 18E2204	26-May-18	03:02:26
67	67 180525M1_67	IPA	26-May-18	03:13:50
68	68 180525M1_68	1800861-16 REEPDW460 0.12028	26-May-18	03:25:14

Dataset: Untitled

Last Altered: Saturday, May 26, 2018 18:22:31 Pacific Daylight Time
 Printed: Saturday, May 26, 2018 18:23:02 Pacific Daylight Time

Compound name: PFBA

#	Name	ID	Acq.Date	Acq.Time
69	69 180525M1_69	1800861-17 REEPDW545 0.12248	26-May-18	03:36:37
70	70 180525M1_70	1800797-06@10X PZ-2 0.25179	26-May-18	03:48:00
71	71 180525M1_71	1800797-11@10X MW-9 0.24793	26-May-18	03:59:23
72	72 180525M1_72	1800797-12@10X BD-01 0.2463	26-May-18	04:10:46
73	73 180525M1_73	B8E0136-BS1 OPR 0.125	26-May-18	04:22:11
74	74 180525M1_74	B8E0136-BS1 LCS1 0.125	26-May-18	04:33:35
75	75 180525M1_75	B8E0136-BLK1 Method Blank 0.125	26-May-18	04:44:59
76	76 180525M1_76	1800925-01 REEPDW462 0.12078	26-May-18	04:56:23
77	77 180525M1_77	1800925-02 REEPDW463 0.12068	26-May-18	05:07:45
78	78 180525M1_78	1800925-03 REEPDW467 0.12158	26-May-18	05:19:09
79	79 180525M1_79	1800925-04 REEPDW464 0.12025	26-May-18	05:30:33
80	80 180525M1_80	1800925-05 REEPDW465 0.12435	26-May-18	05:41:56
81	81 180525M1_81	IPA	26-May-18	05:53:19
82	82 180525M1_82	ST180525M1-15 PFC CS3 18E2207	26-May-18	06:04:44
83	83 180525M1_83	IPA	26-May-18	06:16:06
84	84 180525M1_84	1800925-06 REEPDW466 0.12366	26-May-18	06:27:29
85	85 180525M1_85	1800925-07 REEPDW468 0.11785	26-May-18	06:38:53
86	86 180525M1_86	1800925-08 REEPDW473 0.12111	26-May-18	06:50:17
87	87 180525M1_87	1800925-09 REEPDW474 0.1191	26-May-18	07:01:40
88	88 180525M1_88	1800925-10 REEPDW477 0.12142	26-May-18	07:13:04
89	89 180525M1_89	1800925-11 REEPDW476 0.12031	26-May-18	07:24:27
90	90 180525M1_90	1800925-12 REEPDW472 0.12207	26-May-18	07:35:49
91	91 180525M1_91	B8E0055-BS1 OPR 0.25	26-May-18	07:47:13
92	92 180525M1_92	B8E0055-MS1 Matrix Spike 0.25991	26-May-18	07:58:36
93	93 180525M1_93	B8E0055-MS1 Matrix Spike Dup 0.257...	26-May-18	08:10:00
94	94 180525M1_94	B8E0055-BLK1 Method Blank 0.25	26-May-18	08:21:24
95	95 180525M1_95	1800803-01 BPS1-TT-MW308S-20180...	26-May-18	08:32:47
96	96 180525M1_96	1800803-02 BPS1-TT-MW305D-20180...	26-May-18	08:44:12
97	97 180525M1_97	1800803-03 BPS1-TT-MW305S-20180...	26-May-18	08:55:36
98	98 180525M1_98	IPA	26-May-18	09:06:59
99	99 180525M1_99	ST180525M1-16 PFC CS3 18E2207	26-May-18	09:18:23
100	1... 180525M1_100	IPA	26-May-18	09:29:46
101	1... 180525M1_101	1800803-04 BP-HN-MW24IR-20180427...	26-May-18	09:41:09
102	1... 180525M1_102	1800803-05 BPS1-TT-MW305I-201804...	26-May-18	09:52:30
103	1... 180525M1_103	1800803-06 BP-MH-SW4001-South-20...	26-May-18	10:03:53
104	1... 180525M1_104	1800803-07 BP-TT-SW4002-20180427 ...	26-May-18	10:15:17

Dataset: Untitled

Last Altered: Saturday, May 26, 2018 18:22:31 Pacific Daylight Time
Printed: Saturday, May 26, 2018 18:23:02 Pacific Daylight Time

Compound name: PFBA

#	Name	ID	Acq.Date	Acq.Time
105	1... 180525M1_105	1800803-08 BP-TT-SW4004-20180427 ...	26-May-18	10:26:40
106	1... 180525M1_106	1800824-01 BPS1-TT-MW309D-20180...	26-May-18	10:38:04
107	1... 180525M1_107	1800824-02 BPS1-TT-MW301D-20180...	26-May-18	10:49:27
108	1... 180525M1_108	1800824-03 BP-EB02-20180429 0.25598	26-May-18	11:00:50
109	1... 180525M1_109	1800824-04 BPS1-TT-MW311S-201804...	26-May-18	11:12:13
110	1... 180525M1_110	1800824-05 BPS1-TT-MW312S-20180...	26-May-18	11:23:36
111	1... 180525M1_111	1800824-06 BP-DUP05-20180429 0.25...	26-May-18	11:34:59
112	1... 180525M1_112	IPA	26-May-18	11:46:23
113	1... 180525M1_113	ST180525M1-17 PFC CS3 18E2207	26-May-18	11:57:47
114	1... 180525M1_114	IPA	26-May-18	12:09:09
115	1... 180525M1_115	1800824-07 BPS1-TT-MW310S-20180...	26-May-18	12:20:32
116	1... 180525M1_116	1800824-08 BPS1-TT-MW301I-201804...	26-May-18	12:31:56
117	1... 180525M1_117	1800824-09 BPS1-TT-MW314S-20180...	26-May-18	12:43:20
118	1... 180525M1_118	1800824-10 BPS1-TT-MW314I-201804...	26-May-18	12:54:42
119	1... 180525M1_119	1800824-11 BP-EB03-20180430 0.26092	26-May-18	13:06:05
120	1... 180525M1_120	1800824-12 BPS1-TT-MW308D-20180...	26-May-18	13:17:29
121	1... 180525M1_121	IPA	26-May-18	13:28:51
122	1... 180525M1_122	ST180525M1-18 PFC CS3 18E2207	26-May-18	13:40:15
123	1... 180525M1_123	IPA	26-May-18	13:51:38

Dataset: F:\Projects\PFAS.PRO\Results\180525M1\18025M1-52.qld

Last Altered: Saturday, May 26, 2018 17:30:48 Pacific Daylight Time

Printed: Saturday, May 26, 2018 17:32:02 Pacific Daylight Time

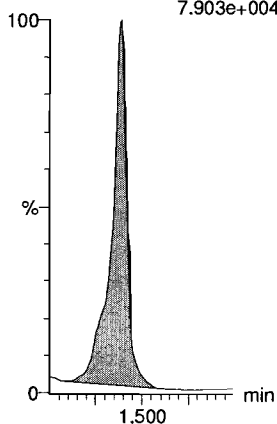
Method: F:\Projects\PFAS.PRO\MethDB\PFAS_FULL_80C_052518.mdb 26 May 2018 14:09:10

Calibration: F:\Projects\PFAS.PRO\CurveDB\C18_VAL-PFAS_Q4_05-25-18.cdb 26 May 2018 15:24:47

Name: 180525M1_52, Date: 26-May-2018, Time: 00:22:59, ID: ST180525M1-12 PFC CS3 18E2207, Description: PFC CS3 18E2207

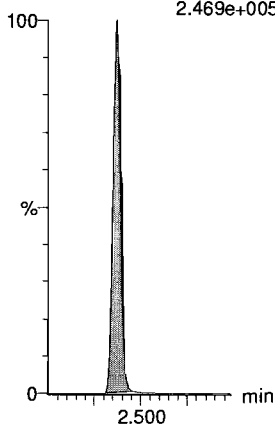
PFBA

F2:MRM of 1 channel,ES-
213.0 > 168.8
7.903e+004



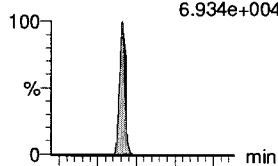
PFPeA

F5:MRM of 1 channel,ES-
263.1 > 218.9
2.469e+005

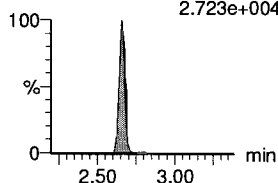


PFBS

F7:MRM of 2 channels,ES-
299.0 > 79.7
6.934e+004

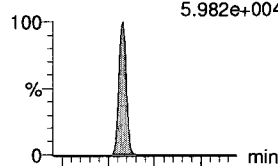


F7:MRM of 2 channels,ES-
299.0 > 99.0
2.723e+004

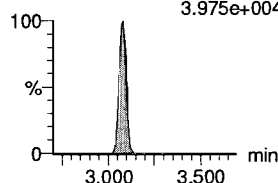


4:2 FTS

F12:MRM of 2 channels,ES-
327.2 > 307.2
5.982e+004

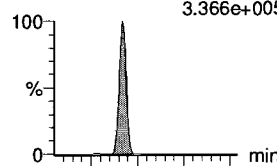


F12:MRM of 2 channels,ES-
327.2 > 81.1
3.975e+004

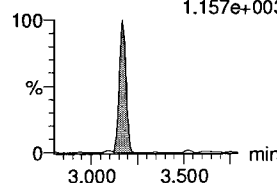


PFHxA

F9:MRM of 2 channels,ES-
313.2 > 268.9
3.366e+005

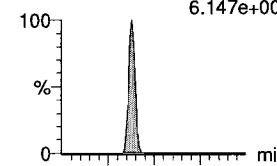


F9:MRM of 2 channels,ES-
313.2 > 119
1.157e+003

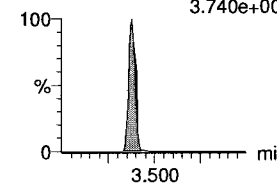


PFPeS

F15:MRM of 2 channels,ES-
349.1 > 80.1
6.147e+004

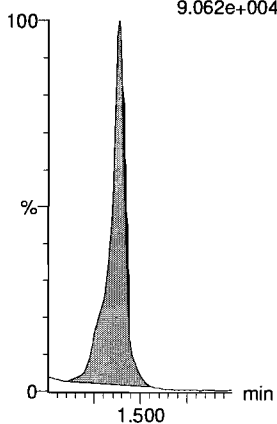


F15:MRM of 2 channels,ES-
349.1 > 99
3.740e+004



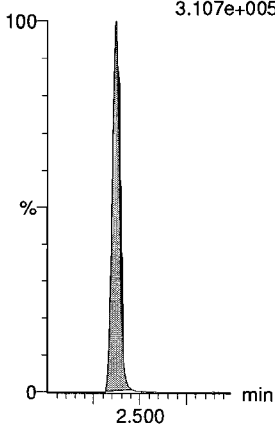
13C3-PFBA

F3:MRM of 1 channel,ES-
216.1 > 171.8
9.062e+004



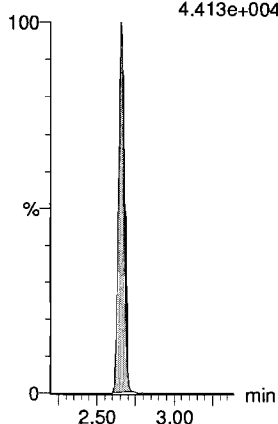
13C3-PFPeA

F6:MRM of 1 channel,ES-
266. > 221.8
3.107e+005



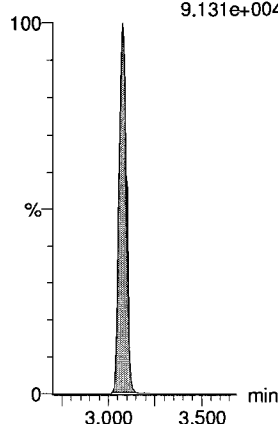
13C3-PFBS

F8:MRM of 1 channel,ES-
302. > 98.8
4.413e+004



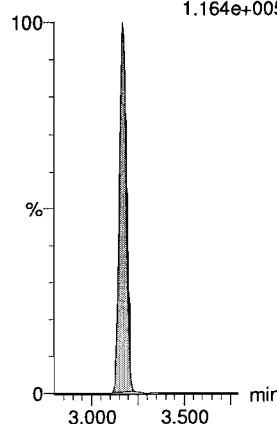
13C2-4:2 FTS

F13:MRM of 1 channel,ES-
329.2 > 308.9
9.131e+004



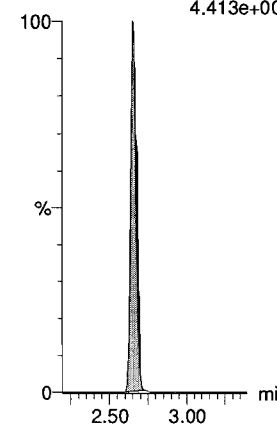
13C2-PFHxA

F10:MRM of 1 channel,ES-
315 > 269.8
1.164e+005



13C3-PFBS

F8:MRM of 1 channel,ES-
302. > 98.8
4.413e+004



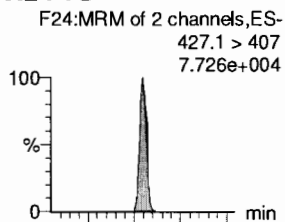
Dataset: F:\Projects\PFAS.PRO\Results\180525M1\180525M1-52.qld

Last Altered: Saturday, May 26, 2018 17:30:48 Pacific Daylight Time

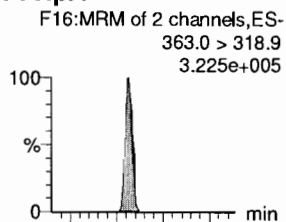
Printed: Saturday, May 26, 2018 17:32:02 Pacific Daylight Time

Name: 180525M1_52, Date: 26-May-2018, Time: 00:22:59, ID: ST180525M1-12 PFC CS3 18E2207, Description: PFC CS3 18E2207

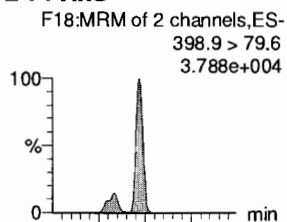
6:2 FTS



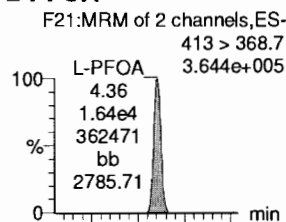
PFHpA



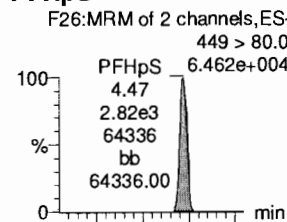
L-PFHxS



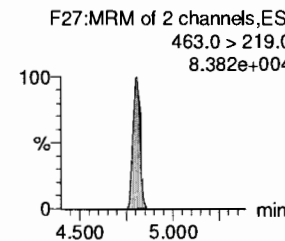
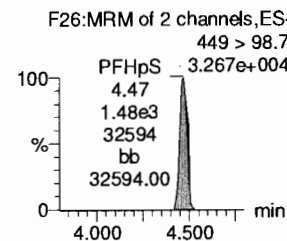
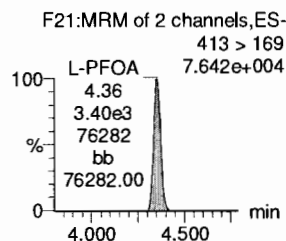
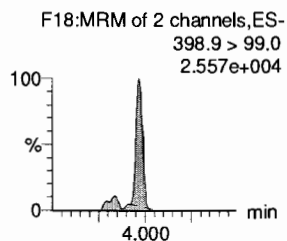
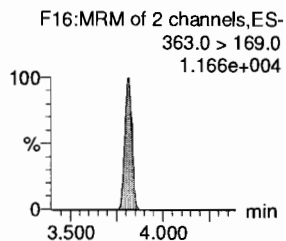
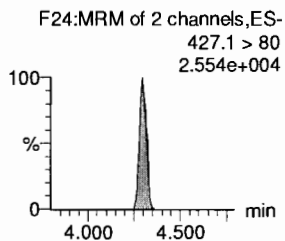
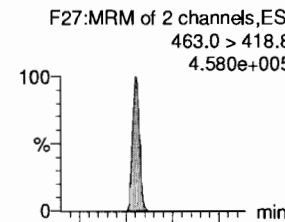
L-PFOA



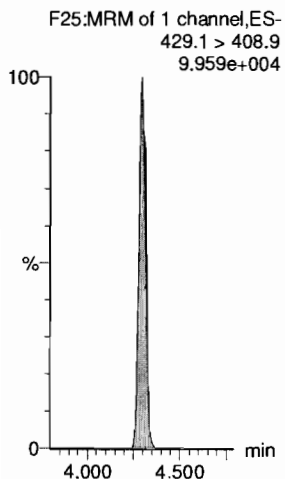
PFHpS



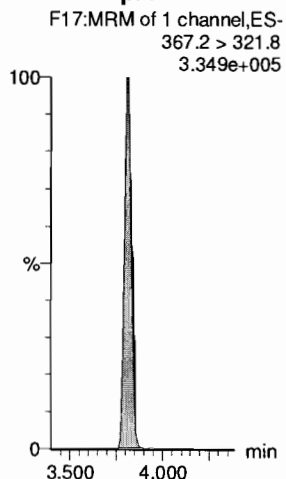
PFNA




13C2-6:2 FTS



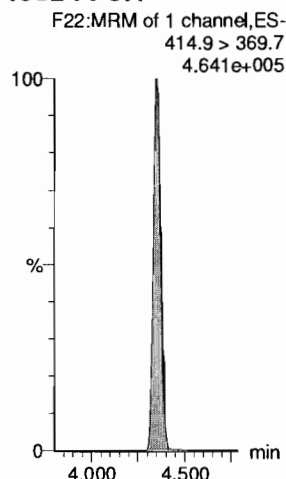
13C4-PFHpA



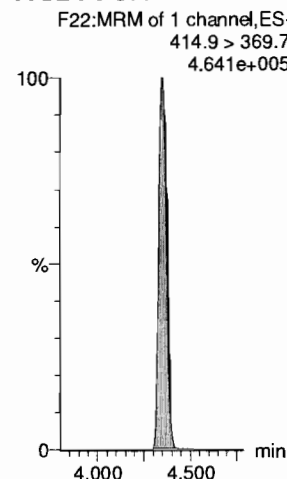
18O2-PFHxS



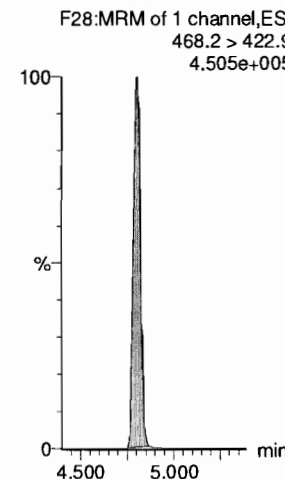
13C2-PFOA



13C2-PFOA



13C5-PFNA

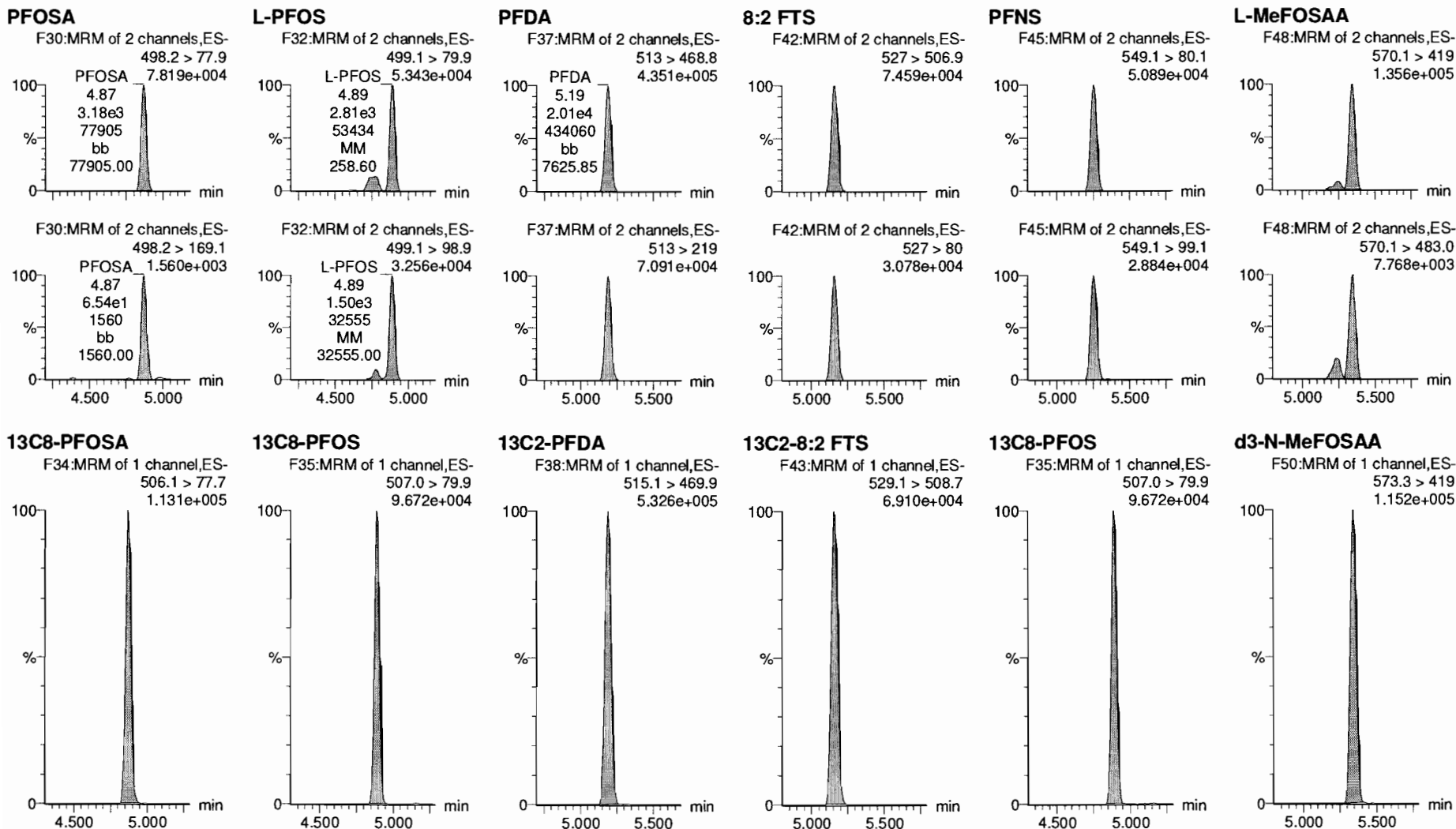


Dataset: F:\Projects\PFAS.PRO\Results\180525M1\180525M1-52.qld

Last Altered: Saturday, May 26, 2018 17:30:48 Pacific Daylight Time

Printed: Saturday, May 26, 2018 17:32:02 Pacific Daylight Time

Name: 180525M1_52, Date: 26-May-2018, Time: 00:22:59, ID: ST180525M1-12 PFC CS3 18E2207, Description: PFC CS3 18E2207



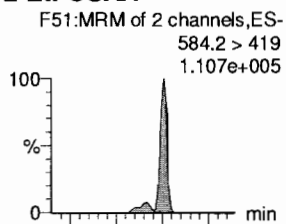
Dataset: F:\Projects\PFAS.PRO\Results\180525M1\180525M1-52.qld

Last Altered: Saturday, May 26, 2018 17:30:48 Pacific Daylight Time

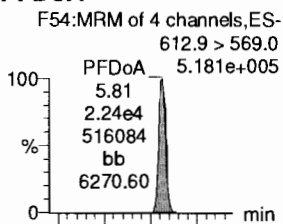
Printed: Saturday, May 26, 2018 17:32:02 Pacific Daylight Time

Name: 180525M1_52, Date: 26-May-2018, Time: 00:22:59, ID: ST180525M1-12 PFC CS3 18E2207, Description: PFC CS3 18E2207

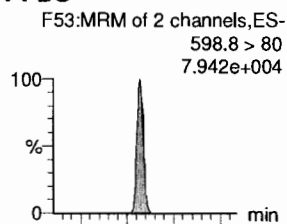
L-EtFOSAA



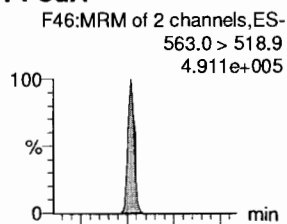
PFDoA



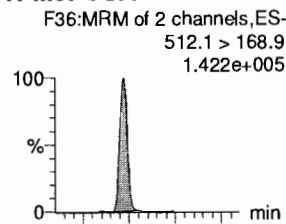
PFDS



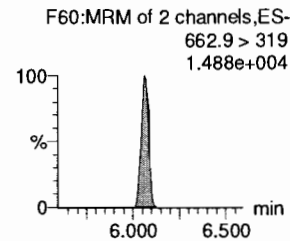
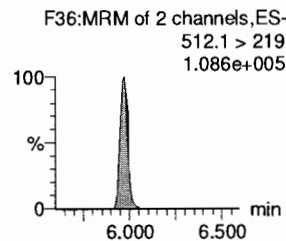
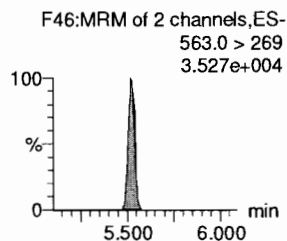
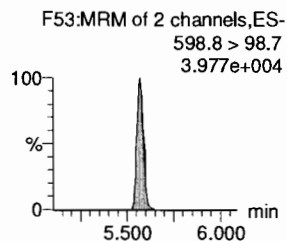
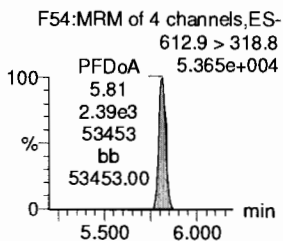
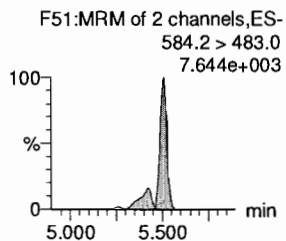
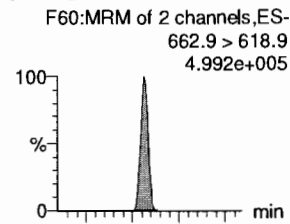
PFUdA



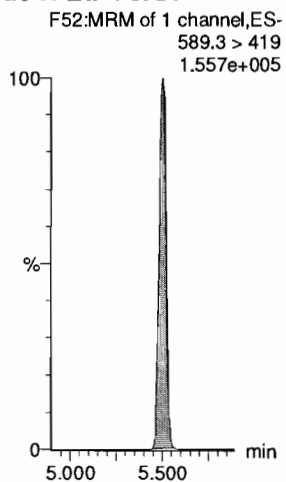
N-MeFOSA



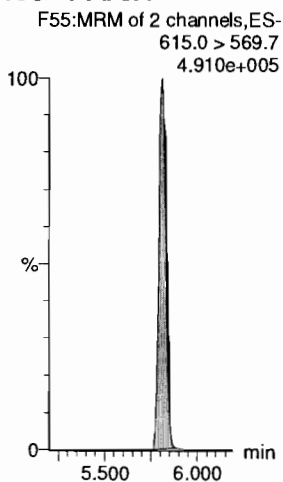
PFTrDA



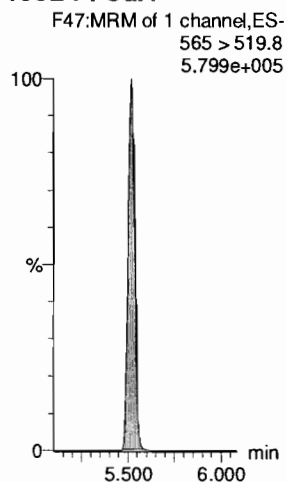
d5-N-EtFOSAA



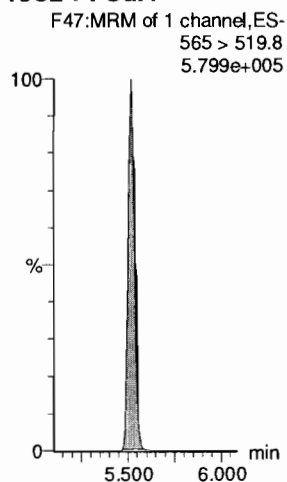
13C2-PFDoA



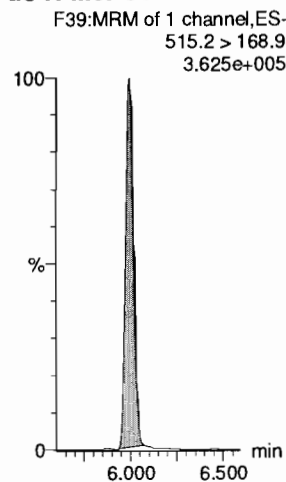
13C2-PFUdA



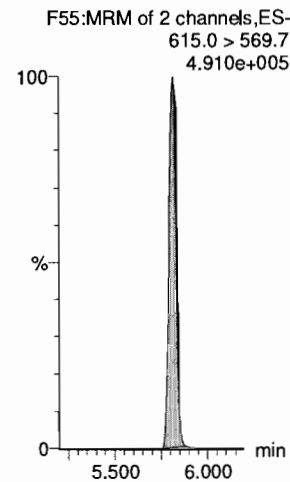
13C2-PFUdA



d3-N-MeFOSA



13C2-PFDoA

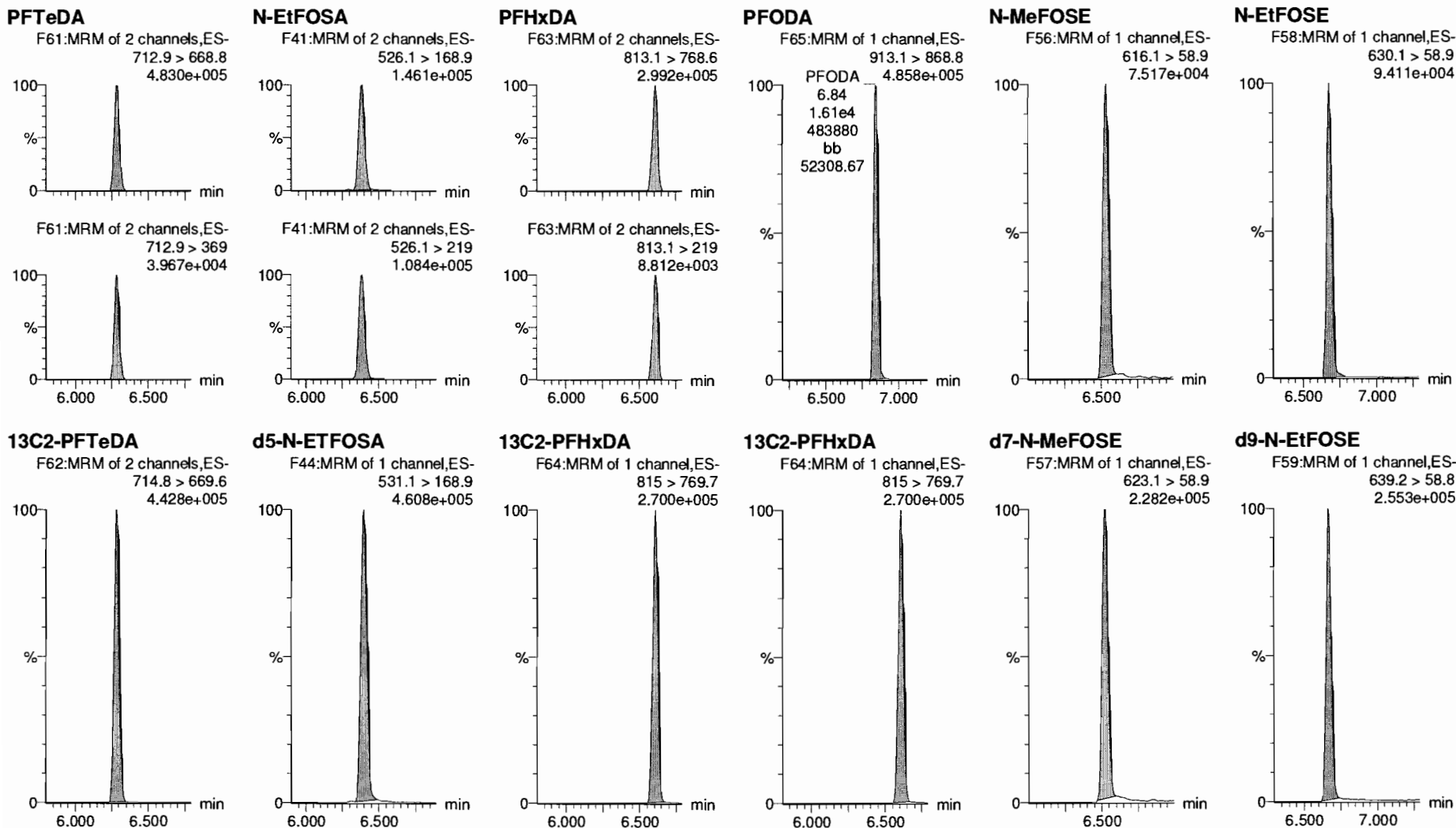


Dataset: F:\Projects\PFAS.PRO\Results\180525M1\180525M1-52.qld

Last Altered: Saturday, May 26, 2018 17:30:48 Pacific Daylight Time

Printed: Saturday, May 26, 2018 17:32:02 Pacific Daylight Time

Name: 180525M1_52, Date: 26-May-2018, Time: 00:22:59, ID: ST180525M1-12 PFC CS3 18E2207, Description: PFC CS3 18E2207

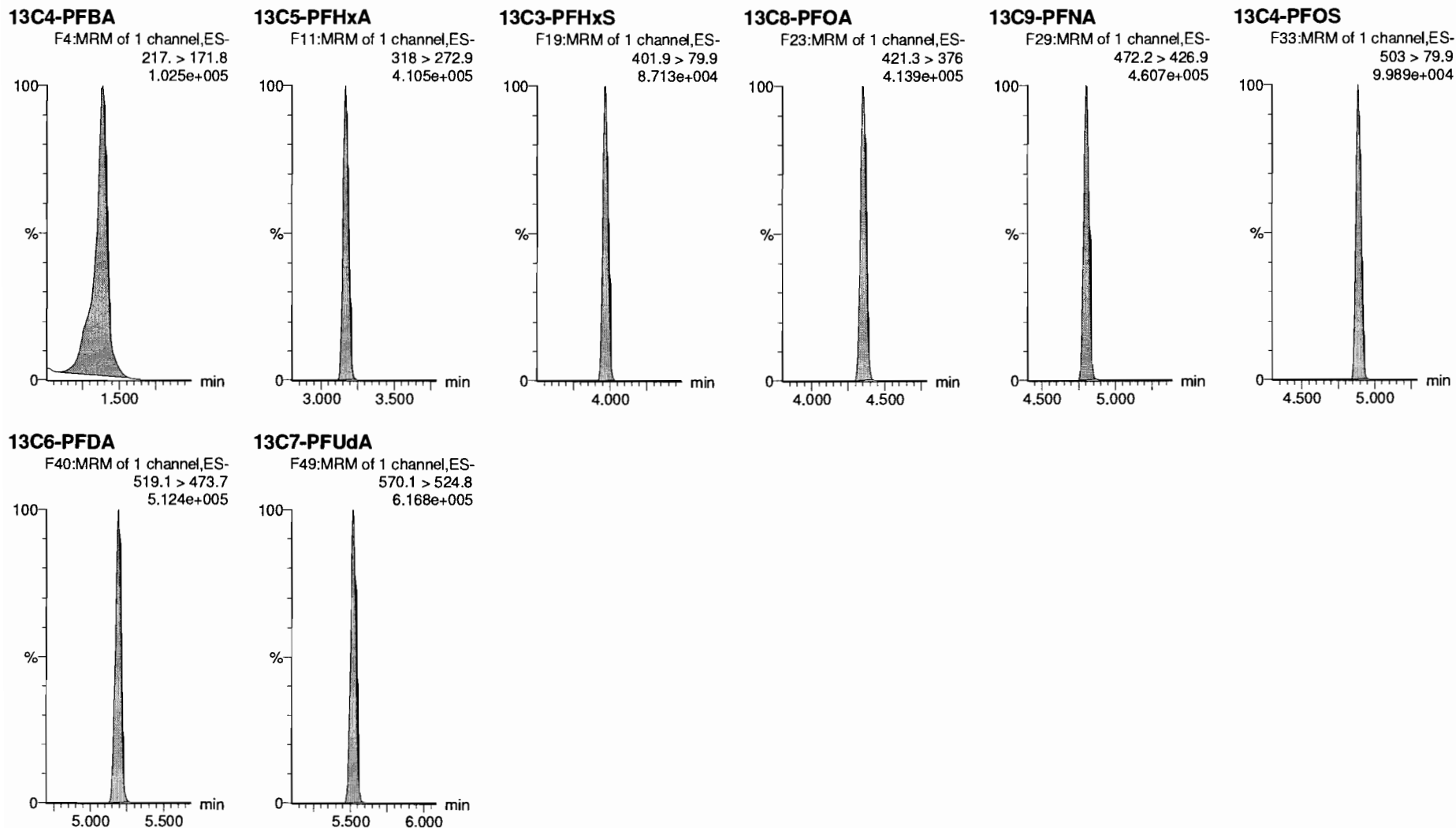


Dataset: F:\Projects\PFAS.PRO\Results\180525M1\180525M1-52.qld

Last Altered: Saturday, May 26, 2018 17:30:48 Pacific Daylight Time

Printed: Saturday, May 26, 2018 17:32:02 Pacific Daylight Time

Name: 180525M1_52, Date: 26-May-2018, Time: 00:22:59, ID: ST180525M1-12 PFC CS3 18E2207, Description: PFC CS3 18E2207



INITIAL CALIBRATION (ICAL)
INCLUDING ASSOCIATED
INITIAL CALIBRATION VERIFICATION (ICV) AND INSTRUMENT BLANK (IB)

Dataset: F:\Projects\PFAS.PRO\Results\180525M1\18025M1-CRV_B.qld

Last Altered: Saturday, May 26, 2018 15:24:47 Pacific Daylight Time

Printed: Saturday, May 26, 2018 15:29:50 Pacific Daylight Time

high pt
 4.2 PFS = 100
 6.2 PFS
 8.2 PFS
 ↓

low pt
 PFNC = 0.5

Method: F:\Projects\PFAS.PRO\MethDB\PFAS_FULL_80C_052518.mdb 26 May 2018 13:03:04
 Calibration: F:\Projects\PFAS.PRO\CurveDB\C18_VAL-PFAS_Q4_05-25-18.cdb 26 May 2018 15:24:47

Compound name: PFBA

Correlation coefficient: $r = 0.999981$, $r^2 = 0.999962$

Calibration curve: $1.07822 * x + 0.00264682$

Response type: Internal Std (Ref 36), Area * (IS Conc. / IS Area)

Curve type: Linear, Origin: Include, Weighting: 1/x, Axis trans: None

am
Steele

#	Name	Type	Std. Conc	RT	Area	IS Area	Response	Conc.	%Dev	Conc. Flag	CoD	CoD Flag	x=excluded
1	1 180525M1_2	Standard	0.250	1.38	221.601	8984.927	0.308	0.3	13.4	NO	1.000	NO	MM
2	2 180525M1_3	Standard	0.500	1.37	331.563	8477.848	0.489	0.5	-9.8	NO	1.000	NO	MM
3	3 180525M1_4	Standard	1.000	1.38	743.963	8924.782	1.042	1.0	-3.6	NO	1.000	NO	MM
4	4 180525M1_5	Standard	2.000	1.36	1497.565	8907.460	2.102	1.9	-2.7	NO	1.000	NO	MM
5	5 180525M1_6	Standard	5.000	1.37	3880.045	8922.826	5.436	5.0	0.8	NO	1.000	NO	bb
6	6 180525M1_7	Standard	10.000	1.38	7693.181	8755.347	10.984	10.2	1.8	NO	1.000	NO	bb
7	7 180525M1_8	Standard	50.000	1.36	37039.781	8512.127	54.393	50.4	0.9	NO	1.000	NO	MM
8	8 180525M1_9	Standard	100.000	1.38	73265.211	8493.202	107.829	100.0	0.0	NO	1.000	NO	bb
9	9 180525M1_10	Standard	250.000	1.38	185621.563	8560.219	271.053	251.4	0.6	NO	1.000	NO	MM
10	10 180525M1_11	Standard	500.000	1.38	358206.094	8338.035	537.006	498.0	-0.4	NO	1.000	NO	MM

Compound name: PFPeA

Correlation coefficient: $r = 0.999954$, $r^2 = 0.999907$

Calibration curve: $0.991002 * x + 0.0305916$

Response type: Internal Std (Ref 37), Area * (IS Conc. / IS Area)

Curve type: Linear, Origin: Exclude, Weighting: 1/x, Axis trans: None

#	Name	Type	Std. Conc	RT	Area	IS Area	Response	Conc.	%Dev	Conc. Flag	CoD	CoD Flag	x=excluded
1	1 180525M1_2	Standard	0.250	2.36	314.150	14276.583	0.275	0.2	-1.3	NO	1.000	NO	bb
2	2 180525M1_3	Standard	0.500	2.36	578.294	14673.992	0.493	0.5	-6.8	NO	1.000	NO	bb
3	3 180525M1_4	Standard	1.000	2.36	1087.122	13613.748	0.998	1.0	-2.4	NO	1.000	NO	bb
4	4 180525M1_5	Standard	2.000	2.36	2365.908	13992.268	2.114	2.1	5.1	NO	1.000	NO	bb
5	5 180525M1_6	Standard	5.000	2.36	5583.348	14092.230	4.953	5.0	-0.7	NO	1.000	NO	bb
6	6 180525M1_7	Standard	10.000	2.36	11664.775	14241.468	10.238	10.3	3.0	NO	1.000	NO	bb
7	7 180525M1_8	Standard	50.000	2.36	51543.801	12761.769	50.487	50.9	1.8	NO	1.000	NO	bb
8	8 180525M1_9	Standard	100.000	2.37	106438.555	13192.765	100.849	101.7	1.7	NO	1.000	NO	bb
9	9 180525M1_10	Standard	250.000	2.37	240918.281	12143.966	247.981	250.2	0.1	NO	1.000	NO	bb
10	10 180525M1_11	Standard	500.000	2.37	467181.969	11859.793	492.401	496.8	-0.6	NO	1.000	NO	bb

Dataset: F:\Projects\PFAS.PRO\Results\180525M1\18025M1-CRV_B.qld

Last Altered: Saturday, May 26, 2018 15:24:47 Pacific Daylight Time

Printed: Saturday, May 26, 2018 15:29:50 Pacific Daylight Time

Compound name: PFBS

Correlation coefficient: $r = 0.999688$, $r^2 = 0.999375$

Calibration curve: $1.92824 * x + 0.0146273$

Response type: Internal Std (Ref 38), Area * (IS Conc. / IS Area)

Curve type: Linear, Origin: Exclude, Weighting: 1/x, Axis trans: None

#	Name	Type	Std. Conc	RT	Area	IS Area	Response	Conc.	%Dev	Conc. Flag	CoD	CoD Flag	x=excluded
1	1 180525M1_2	Standard	0.250	2.66	52.292	1730.578	0.378	0.2	-24.7	NO	0.999	NO	MM
2	2 180525M1_3	Standard	0.500	2.65	156.839	1756.119	1.116	0.6	14.3	NO	0.999	NO	bb
3	3 180525M1_4	Standard	1.000	2.65	281.536	1675.970	2.100	1.1	8.1	NO	0.999	NO	bb
4	4 180525M1_5	Standard	2.000	2.65	550.343	1762.314	3.904	2.0	0.8	NO	0.999	NO	bb
5	5 180525M1_6	Standard	5.000	2.65	1331.379	1687.449	9.862	5.1	2.1	NO	0.999	NO	bb
6	6 180525M1_7	Standard	10.000	2.65	2739.638	1689.914	20.265	10.5	5.0	NO	0.999	NO	bb
7	7 180525M1_8	Standard	50.000	2.65	11865.640	1619.514	91.583	47.5	-5.0	NO	0.999	NO	bb
8	8 180525M1_9	Standard	100.000	2.65	25016.709	1612.956	193.873	100.5	0.5	NO	0.999	NO	bb
9	9 180525M1_10	Standard	250.000	2.66	54342.680	1452.618	467.627	242.5	-3.0	NO	0.999	NO	bb
10	10 180525M1_11	Standard	500.000	2.66	102896.180	1311.103	981.008	508.8	1.8	NO	0.999	NO	bb

Compound name: 4:2 FTS

Coefficient of Determination: $R^2 = 0.999712$

Calibration curve: $-0.00320315 * x^2 + 0.99909 * x + -0.0195138$

Response type: Internal Std (Ref 39), Area * (IS Conc. / IS Area)

Curve type: 2nd Order, Origin: Exclude, Weighting: 1/x, Axis trans: None

#	Name	Type	Std. Conc	RT	Area	IS Area	Response	Conc.	%Dev	Conc. Flag	CoD	CoD Flag	x=excluded
1	1 180525M1_2	Standard	0.250	3.07	64.385	3614.455	0.223	0.2	-3.0	NO	1.000	NO	bb
2	2 180525M1_3	Standard	0.500	3.07	138.598	3961.022	0.437	0.5	-8.4	NO	1.000	NO	bb
3	3 180525M1_4	Standard	1.000	3.07	318.226	3579.179	1.111	1.1	13.6	NO	1.000	NO	bb
4	4 180525M1_5	Standard	2.000	3.07	621.991	3998.485	1.944	2.0	-1.1	NO	1.000	NO	bb
5	5 180525M1_6	Standard	5.000	3.07	1484.121	3873.484	4.789	4.9	-2.2	NO	1.000	NO	bb
6	6 180525M1_7	Standard	10.000	3.07	3103.542	3967.756	9.777	10.1	1.4	NO	1.000	NO	bb
7	7 180525M1_8	Standard	50.000	3.07	13396.834	4008.649	41.775	49.8	-0.4	NO	1.000	NO	bb
8	8 180525M1_9	Standard	100.000	3.07	25797.068	4747.259	67.926	100.2	0.2	NO	1.000	NO	bb
9	9 180525M1_10	Standard	250.000	3.07	55682.992	5608.371	124.107			NO	1.000	NO	bbXI
10	10 180525M1_11	Standard	500.000	3.07	100870.914	7918.196	159.239			NO	1.000	NO	bbXI

Dataset: F:\Projects\PFAS.PRO\Results\180525M1\18025M1-CRV_B.qld

Last Altered: Saturday, May 26, 2018 15:24:47 Pacific Daylight Time

Printed: Saturday, May 26, 2018 15:29:50 Pacific Daylight Time

Compound name: PFHxA

Coefficient of Determination: R² = 0.999618

Calibration curve: $6.8818e-005 * x^2 + 1.44663 * x + 0.0709462$

Response type: Internal Std (Ref 40), Area * (IS Conc. / IS Area)

Curve type: 2nd Order, Origin: Include, Weighting: 1/x, Axis trans: None

#	Name	Type	Std. Conc	RT	Area	IS Area	Response	Conc.	%Dev	Conc. Flag	CoD	CoD Flag	x=excluded
1	1 180525M1_2	Standard	0.250	3.16	437.440	5126.225	0.427	0.2	-1.6	NO	1.000	NO	bb
2	2 180525M1_3	Standard	0.500	3.16	825.809	5031.866	0.821	0.5	3.6	NO	1.000	NO	bb
3	3 180525M1_4	Standard	1.000	3.16	1431.210	4991.322	1.434	0.9	-5.8	NO	1.000	NO	bb
4	4 180525M1_5	Standard	2.000	3.16	2985.284	4541.463	3.287	2.2	11.1	NO	1.000	NO	bb
5	5 180525M1_6	Standard	5.000	3.17	7536.525	4715.089	7.992	5.5	9.5	NO	1.000	NO	bb
6	6 180525M1_7	Standard	10.000	3.16	15252.389	5179.762	14.723	10.1	1.2	NO	1.000	NO	bb
7	7 180525M1_8	Standard	50.000	3.16	68202.273	4650.790	73.323	50.5	1.0	NO	1.000	NO	bb
8	8 180525M1_9	Standard	100.000	3.16	137281.781	4597.551	149.299	102.7	2.7	NO	1.000	NO	bb
9	9 180525M1_10	Standard	250.000	3.17	308731.625	4332.988	356.257	243.4	-2.6	NO	1.000	NO	bb
10	10 180525M1_11	Standard	500.000	3.17	607870.750	4081.764	744.618	502.7	0.5	NO	1.000	NO	bb

Compound name: PFPeS

Correlation coefficient: r = 0.999775, r² = 0.999550

Calibration curve: $1.84065 * x + -0.0790766$

Response type: Internal Std (Ref 38), Area * (IS Conc. / IS Area)

Curve type: Linear, Origin: Exclude, Weighting: 1/x, Axis trans: None

#	Name	Type	Std. Conc	RT	Area	IS Area	Response	Conc.	%Dev	Conc. Flag	CoD	CoD Flag	x=excluded
1	1 180525M1_2	Standard	0.250	3.37	58.014	1730.578	0.419	0.3	8.2	NO	1.000	NO	MM
2	2 180525M1_3	Standard	0.500	3.37	115.347	1756.119	0.821	0.5	-2.2	NO	1.000	NO	bb
3	3 180525M1_4	Standard	1.000	3.37	214.702	1675.970	1.601	0.9	-8.7	NO	1.000	NO	bb
4	4 180525M1_5	Standard	2.000	3.37	505.979	1762.314	3.589	2.0	-0.4	NO	1.000	NO	bb
5	5 180525M1_6	Standard	5.000	3.38	1311.495	1687.449	9.715	5.3	6.4	NO	1.000	NO	bb
6	6 180525M1_7	Standard	10.000	3.37	2515.863	1689.914	18.609	10.2	1.5	NO	1.000	NO	bb
7	7 180525M1_8	Standard	50.000	3.37	11346.562	1619.514	87.577	47.6	-4.8	NO	1.000	NO	bb
8	8 180525M1_9	Standard	100.000	3.38	23932.275	1612.956	185.469	100.8	0.8	NO	1.000	NO	bb
9	9 180525M1_10	Standard	250.000	3.38	52159.699	1452.618	448.842	243.9	-2.4	NO	1.000	NO	bb
10	10 180525M1_11	Standard	500.000	3.38	97930.422	1311.103	933.664	507.3	1.5	NO	1.000	NO	bb

Dataset: F:\Projects\PFAS.PRO\Results\180525M1\18025M1-CRV_B.qld

Last Altered: Saturday, May 26, 2018 15:24:47 Pacific Daylight Time

Printed: Saturday, May 26, 2018 15:29:50 Pacific Daylight Time

Compound name: PFHpA

Correlation coefficient: $r = 0.999794$, $r^2 = 0.999588$

Calibration curve: $1.17332 * x + 0.0693902$

Response type: Internal Std (Ref 41), Area * (IS Conc. / IS Area)

Curve type: Linear, Origin: Exclude, Weighting: 1/x, Axis trans: None

#	Name	Type	Std. Conc	RT	Area	IS Area	Response	Conc.	%Dev	Conc. Flag	CoD	CoD Flag	x=excluded
1	1 180525M1_2	Standard	0.250	3.80	400.771	14365.581	0.349	0.2	-4.8	NO	1.000	NO	bb
2	2 180525M1_3	Standard	0.500	3.80	703.701	13678.406	0.643	0.5	-2.2	NO	1.000	NO	bb
3	3 180525M1_4	Standard	1.000	3.81	1280.378	13720.450	1.166	0.9	-6.5	NO	1.000	NO	bb
4	4 180525M1_5	Standard	2.000	3.80	2787.944	14229.270	2.449	2.0	1.4	NO	1.000	NO	bb
5	5 180525M1_6	Standard	5.000	3.81	6769.469	13635.495	6.206	5.2	4.6	NO	1.000	NO	bb
6	6 180525M1_7	Standard	10.000	3.81	14715.741	14680.471	12.530	10.6	6.2	NO	1.000	NO	bb
7	7 180525M1_8	Standard	50.000	3.81	59351.508	12543.187	59.147	50.4	0.7	NO	1.000	NO	bb
8	8 180525M1_9	Standard	100.000	3.81	124808.180	12923.884	120.715	102.8	2.8	NO	1.000	NO	bb
9	9 180525M1_10	Standard	250.000	3.81	271096.938	11897.898	284.816	242.7	-2.9	NO	1.000	NO	bb
10	10 180525M1_11	Standard	500.000	3.81	519765.500	10999.687	590.659	503.4	0.7	NO	1.000	NO	bb

Compound name: L-PFHxS

Correlation coefficient: $r = 0.999864$, $r^2 = 0.999728$

Calibration curve: $1.69499 * x + -0.00446589$

Response type: Internal Std (Ref 42), Area * (IS Conc. / IS Area)

Curve type: Linear, Origin: Exclude, Weighting: 1/x, Axis trans: None

#	Name	Type	Std. Conc	RT	Area	IS Area	Response	Conc.	%Dev	Conc. Flag	CoD	CoD Flag	x=excluded
1	1 180525M1_2	Standard	0.250	3.97	52.203	1452.075	0.449	0.3	7.1	NO	1.000	NO	MM
2	2 180525M1_3	Standard	0.500	3.97	98.240	1452.942	0.845	0.5	0.3	NO	1.000	NO	MM
3	3 180525M1_4	Standard	1.000	3.97	156.102	1355.728	1.439	0.9	-14.8	NO	1.000	NO	MM
4	4 180525M1_5	Standard	2.000	3.97	410.089	1410.478	3.634	2.1	7.3	NO	1.000	NO	MM
5	5 180525M1_6	Standard	5.000	3.97	952.204	1390.635	8.559	5.1	1.0	NO	1.000	NO	MM
6	6 180525M1_7	Standard	10.000	3.97	2035.155	1579.504	16.106	9.5	-5.0	NO	1.000	NO	MM
7	7 180525M1_8	Standard	50.000	3.97	8581.156	1204.129	89.081	52.6	5.1	NO	1.000	NO	MM
8	8 180525M1_9	Standard	100.000	3.97	18189.883	1340.306	169.643	100.1	0.1	NO	1.000	NO	MM
9	9 180525M1_10	Standard	250.000	3.97	42033.539	1258.198	417.597	246.4	-1.5	NO	1.000	NO	MM
10	10 180525M1_11	Standard	500.000	3.97	80742.453	1187.563	849.875	501.4	0.3	NO	1.000	NO	MM

Dataset: F:\Projects\PFAS.PRO\Results\180525M1\18025M1-CRV_B.qld

Last Altered: Saturday, May 26, 2018 15:24:47 Pacific Daylight Time

Printed: Saturday, May 26, 2018 15:29:50 Pacific Daylight Time

Compound name: 6:2 FTS

Coefficient of Determination: R² = 0.999217

Calibration curve: -0.00289789 * x² + 1.03846 * x + 0.0466705

Response type: Internal Std (Ref 43), Area * (IS Conc. / IS Area)

Curve type: 2nd Order, Origin: Exclude, Weighting: 1/x, Axis trans: None

#	Name	Type	Std. Conc	RT	Area	IS Area	Response	Conc.	%Dev	Conc. Flag	CoD	CoD Flag	x=excluded
1	1 180525M1_2	Standard	0.250	4.29	97.117	3857.897	0.315	0.3	3.3	NO	0.999	NO	bb
2	2 180525M1_3	Standard	0.500	4.29	159.150	3918.921	0.508	0.4	-11.1	NO	0.999	NO	bb
3	3 180525M1_4	Standard	1.000	4.29	320.551	3924.259	1.021	0.9	-5.9	NO	0.999	NO	bb
4	4 180525M1_5	Standard	2.000	4.30	793.617	4241.210	2.339	2.2	11.1	NO	0.999	NO	bb
5	5 180525M1_6	Standard	5.000	4.30	1674.673	4063.724	5.151	5.0	-0.3	NO	0.999	NO	bb
6	6 180525M1_7	Standard	10.000	4.30	3773.688	4441.150	10.621	10.5	4.9	NO	0.999	NO	bb
7	7 180525M1_8	Standard	50.000	4.30	14145.650	4049.578	43.664	48.6	-2.8	NO	0.999	NO	bb
8	8 180525M1_9	Standard	100.000	4.30	29061.648	4818.311	75.394	101.1	1.1	NO	0.999	NO	bb
9	9 180525M1_10	Standard	250.000	4.30	64906.969	6190.807	131.055			NO	0.999	NO	bbXI
10	10 180525M1_11	Standard	500.000	4.30	120279.141	8768.965	171.456			NO	0.999	NO	bbXI

Compound name: L-PFOA

Coefficient of Determination: R² = 0.997794

Calibration curve: -0.000351432 * x² + 1.00046 * x + 0.00349964

Response type: Internal Std (Ref 44), Area * (IS Conc. / IS Area)

Curve type: 2nd Order, Origin: Exclude, Weighting: 1/x, Axis trans: None

#	Name	Type	Std. Conc	RT	Area	IS Area	Response	Conc.	%Dev	Conc. Flag	CoD	CoD Flag	x=excluded
1	1 180525M1_2	Standard	0.250	4.35	476.587	22612.455	0.263	0.3	3.9	NO	0.998	NO	bb
2	2 180525M1_3	Standard	0.500	4.35	916.124	24254.594	0.472	0.5	-6.3	NO	0.998	NO	bb
3	3 180525M1_4	Standard	1.000	4.35	1858.730	21359.332	1.088	1.1	8.4	NO	0.998	NO	bb
4	4 180525M1_5	Standard	2.000	4.35	3430.042	21822.021	1.965	2.0	-1.9	NO	0.998	NO	bb
5	5 180525M1_6	Standard	5.000	4.36	8855.766	20836.293	5.313	5.3	6.3	NO	0.998	NO	bb
6	6 180525M1_7	Standard	10.000	4.35	17554.002	22651.238	9.687	9.7	-2.9	NO	0.998	NO	bb
7	7 180525M1_8	Standard	50.000	4.35	66597.320	18197.674	45.746	46.5	-7.0	NO	0.998	NO	bb
8	8 180525M1_9	Standard	100.000	4.35	156049.891	21441.355	90.975	94.0	-6.0	NO	0.998	NO	bb
9	9 180525M1_10	Standard	250.000	4.35	353840.625	18196.951	243.063	268.2	7.3	NO	0.998	NO	bb
10	10 180525M1_11	Standard	500.000	4.36	649887.438	19990.219	406.378	490.8	-1.8	NO	0.998	NO	bb

Dataset: F:\Projects\PFAS.PRO\Results\180525M1\18025M1-CRV_B.qld

Last Altered: Saturday, May 26, 2018 15:24:47 Pacific Daylight Time

Printed: Saturday, May 26, 2018 15:29:50 Pacific Daylight Time

Compound name: PFHpS

Coefficient of Determination: R² = 0.999212

Calibration curve: $-4.36862e-005 * x^2 + 0.161848 * x + -0.00329455$

Response type: Internal Std (Ref 44), Area * (IS Conc. / IS Area)

Curve type: 2nd Order, Origin: Exclude, Weighting: 1/x, Axis trans: None

#	Name	Type	Std. Conc	RT	Area	IS Area	Response	Conc.	%Dev	Conc. Flag	CoD	CoD Flag	x=excluded
1	1 180525M1_2	Standard	0.250	4.46	74.244	22612.455	0.041	0.3	9.6	NO	0.999	NO	bb
2	2 180525M1_3	Standard	0.500	4.47	139.072	24254.594	0.072	0.5	-7.3	NO	0.999	NO	bb
3	3 180525M1_4	Standard	1.000	4.47	259.988	21359.332	0.152	1.0	-3.9	NO	0.999	NO	bb
4	4 180525M1_5	Standard	2.000	4.46	590.190	21822.021	0.338	2.1	5.5	NO	0.999	NO	bb
5	5 180525M1_6	Standard	5.000	4.47	1275.391	20836.293	0.765	4.8	-4.9	NO	0.999	NO	bb
6	6 180525M1_7	Standard	10.000	4.46	2945.328	22651.238	1.625	10.1	0.9	NO	0.999	NO	bb
7	7 180525M1_8	Standard	50.000	4.46	12093.248	18197.674	8.307	52.1	4.2	NO	0.999	NO	bb
8	8 180525M1_9	Standard	100.000	4.47	25400.576	21441.355	14.808	93.9	-6.1	NO	0.999	NO	bb
9	9 180525M1_10	Standard	250.000	4.46	56293.078	18196.951	38.669	256.7	2.7	NO	0.999	NO	bb
10	10 180525M1_11	Standard	500.000	4.47	111438.320	19990.219	69.683	497.3	-0.5	NO	0.999	NO	bb

Compound name: PFNA

Coefficient of Determination: R² = 0.999889

Calibration curve: $-9.76146e-005 * x^2 + 1.21144 * x + 0.0338548$

Response type: Internal Std (Ref 45), Area * (IS Conc. / IS Area)

Curve type: 2nd Order, Origin: Exclude, Weighting: 1/x, Axis trans: None

#	Name	Type	Std. Conc	RT	Area	IS Area	Response	Conc.	%Dev	Conc. Flag	CoD	CoD Flag	x=excluded
1	1 180525M1_2	Standard	0.250	4.80	496.663	19880.271	0.312	0.2	-8.1	NO	1.000	NO	bb
2	2 180525M1_3	Standard	0.500	4.80	1008.476	20489.799	0.615	0.5	-4.0	NO	1.000	NO	bb
3	3 180525M1_4	Standard	1.000	4.80	2020.115	19766.260	1.278	1.0	2.7	NO	1.000	NO	bb
4	4 180525M1_5	Standard	2.000	4.80	3970.998	20515.082	2.420	2.0	-1.5	NO	1.000	NO	bb
5	5 180525M1_6	Standard	5.000	4.81	10569.493	20568.072	6.423	5.3	5.5	NO	1.000	NO	bb
6	6 180525M1_7	Standard	10.000	4.81	21041.867	20322.598	12.942	10.7	6.6	NO	1.000	NO	bb
7	7 180525M1_8	Standard	50.000	4.81	92936.164	19215.346	60.457	50.1	0.2	NO	1.000	NO	bb
8	8 180525M1_9	Standard	100.000	4.81	179362.328	18977.676	118.140	98.3	-1.7	NO	1.000	NO	bb
9	9 180525M1_10	Standard	250.000	4.80	377141.188	15831.067	297.786	250.9	0.3	NO	1.000	NO	bb
10	10 180525M1_11	Standard	500.000	4.81	785470.688	16892.270	581.235	499.9	-0.0	NO	1.000	NO	bb

Dataset: F:\Projects\PFAS.PRO\Results\180525M1\18025M1-CRV_B.qld

Last Altered: Saturday, May 26, 2018 15:24:47 Pacific Daylight Time

Printed: Saturday, May 26, 2018 15:29:50 Pacific Daylight Time

Compound name: PFOSA

Correlation coefficient: $r = 0.999853$, $r^2 = 0.999707$

Calibration curve: $0.891227 * x + 0.02806$

Response type: Internal Std (Ref 46), Area * (IS Conc. / IS Area)

Curve type: Linear, Origin: Exclude, Weighting: 1/x, Axis trans: None

#	Name	Type	Std. Conc	RT	Area	IS Area	Response	Conc.	%Dev	Conc. Flag	CoD	CoD Flag	x=excluded
1	1 180525M1_2	Standard	0.250	4.87	83.127	4651.495	0.223	0.2	-12.3	NO	1.000	NO	bb
2	2 180525M1_3	Standard	0.500	4.87	205.022	4846.121	0.529	0.6	12.4	NO	1.000	NO	bb
3	3 180525M1_4	Standard	1.000	4.87	352.780	4542.504	0.971	1.1	5.8	NO	1.000	NO	bb
4	4 180525M1_5	Standard	2.000	4.87	653.302	4806.554	1.699	1.9	-6.3	NO	1.000	NO	bb
5	5 180525M1_6	Standard	5.000	4.87	1694.034	4777.236	4.433	4.9	-1.2	NO	1.000	NO	bb
6	6 180525M1_7	Standard	10.000	4.87	3520.257	4875.018	9.026	10.1	1.0	NO	1.000	NO	bb
7	7 180525M1_8	Standard	50.000	4.87	15353.014	4130.682	46.460	52.1	4.2	NO	1.000	NO	bb
8	8 180525M1_9	Standard	100.000	4.87	30785.676	4475.839	85.977	96.4	-3.6	NO	1.000	NO	bb
9	9 180525M1_10	Standard	250.000	4.87	69795.375	3938.881	221.495	248.5	-0.6	NO	1.000	NO	bb
10	10 180525M1_11	Standard	500.000	4.87	135145.266	3768.426	448.282	503.0	0.6	NO	1.000	NO	bb

Compound name: L-PFOS

Coefficient of Determination: $R^2 = 0.999719$

Calibration curve: $0.000129454 * x^2 + 0.880356 * x + 0.0103184$

Response type: Internal Std (Ref 47), Area * (IS Conc. / IS Area)

Curve type: 2nd Order, Origin: Exclude, Weighting: 1/x, Axis trans: None

#	Name	Type	Std. Conc	RT	Area	IS Area	Response	Conc.	%Dev	Conc. Flag	CoD	CoD Flag	x=excluded
1	1 180525M1_2	Standard	0.250	4.89	65.863	3714.974	0.222	0.2	-4.0	NO	1.000	NO	MM
2	2 180525M1_3	Standard	0.500	4.89	144.735	3733.130	0.485	0.5	7.7	NO	1.000	NO	MM
3	3 180525M1_4	Standard	1.000	4.89	238.363	3357.152	0.888	1.0	-0.4	NO	1.000	NO	MM
4	4 180525M1_5	Standard	2.000	4.89	512.860	3649.021	1.757	2.0	-0.8	NO	1.000	NO	MM
5	5 180525M1_6	Standard	5.000	4.89	1246.687	3717.998	4.191	4.7	-5.1	NO	1.000	NO	MM
6	6 180525M1_7	Standard	10.000	4.89	2665.576	3683.319	9.046	10.2	2.5	NO	1.000	NO	MM
7	7 180525M1_8	Standard	50.000	4.89	12215.930	3352.026	45.554	51.3	2.7	NO	1.000	NO	MM
8	8 180525M1_9	Standard	100.000	4.89	24409.455	3554.527	85.839	96.1	-3.9	NO	1.000	NO	MM
9	9 180525M1_10	Standard	250.000	4.89	58792.695	3172.820	231.626	253.6	1.5	NO	1.000	NO	MM
10	10 180525M1_11	Standard	500.000	4.89	115778.320	3069.990	471.412	498.9	-0.2	NO	1.000	NO	MM

Dataset: F:\Projects\PFAS.PRO\Results\180525M1\18025M1-CRV_B.qld

Last Altered: Saturday, May 26, 2018 15:24:47 Pacific Daylight Time

Printed: Saturday, May 26, 2018 15:29:50 Pacific Daylight Time

Compound name: PFDA

Coefficient of Determination: R² = 0.996687

Calibration curve: -0.000406377 * x² + 1.02293 * x + -0.0455439

Response type: Internal Std (Ref 48), Area * (IS Conc. / IS Area)

Curve type: 2nd Order, Origin: Exclude, Weighting: 1/x, Axis trans: None

#	Name	Type	Std. Conc	RT	Area	IS Area	Response	Conc.	%Dev	Conc. Flag	CoD	CoD Flag	x=excluded
1	1 180525M1_2	Standard	0.250	5.18	531.758	28062.512	0.237	0.3	10.4	NO	0.997	NO	bb
2	2 180525M1_3	Standard	0.500	5.19	918.127	30175.443	0.380	0.4	-16.7	NO	0.997	NO	bb
3	3 180525M1_4	Standard	1.000	5.19	2090.505	26087.115	1.002	1.0	2.4	NO	0.997	NO	bb
4	4 180525M1_5	Standard	2.000	5.19	4497.081	27283.352	2.060	2.1	3.0	NO	0.997	NO	bb
5	5 180525M1_6	Standard	5.000	5.19	11151.793	27886.818	4.999	4.9	-1.2	NO	0.997	NO	bb
6	6 180525M1_7	Standard	10.000	5.19	22043.143	29149.025	9.453	9.3	-6.8	NO	0.997	NO	bb
7	7 180525M1_8	Standard	50.000	5.19	100858.320	23700.508	53.194	53.2	6.3	NO	0.997	NO	bb
8	8 180525M1_9	Standard	100.000	5.19	194192.500	22758.154	106.661	109.0	9.0	NO	0.997	NO	bb
9	9 180525M1_10	Standard	250.000	5.19	398011.688	23407.189	212.548	228.6	-8.6	NO	0.997	NO	bb
10	10 180525M1_11	Standard	500.000	5.19	753958.125	22616.637	416.705	511.2	2.2	NO	0.997	NO	bb

Compound name: 8:2 FTS

Coefficient of Determination: R² = 0.999844

Calibration curve: -0.00493476 * x² + 1.38351 * x + -0.023782

Response type: Internal Std (Ref 49), Area * (IS Conc. / IS Area)

Curve type: 2nd Order, Origin: Exclude, Weighting: 1/x, Axis trans: None

#	Name	Type	Std. Conc	RT	Area	IS Area	Response	Conc.	%Dev	Conc. Flag	CoD	CoD Flag	x=excluded
1	1 180525M1_2	Standard	0.250	5.16	91.021	3961.187	0.287	0.2	-10.0	NO	1.000	NO	bb
2	2 180525M1_3	Standard	0.500	5.16	227.427	3935.213	0.722	0.5	8.1	NO	1.000	NO	bb
3	3 180525M1_4	Standard	1.000	5.16	412.557	3598.491	1.433	1.1	5.7	NO	1.000	NO	bb
4	4 180525M1_5	Standard	2.000	5.16	754.453	3629.668	2.598	1.9	-4.6	NO	1.000	NO	bb
5	5 180525M1_6	Standard	5.000	5.16	1965.925	3605.245	6.816	5.0	0.7	NO	1.000	NO	bb
6	6 180525M1_7	Standard	10.000	5.16	4223.856	3953.403	13.355	10.0	0.3	NO	1.000	NO	bb
7	7 180525M1_8	Standard	50.000	5.16	16260.178	3584.082	56.710	49.9	-0.2	NO	1.000	NO	bb
8	8 180525M1_9	Standard	100.000	5.16	33170.496	4657.303	89.028	100.1	0.1	NO	1.000	NO	bb
9	9 180525M1_10	Standard	250.000	5.16	67104.156	5169.459	162.261			NO	1.000	NO	bbXI
10	10 180525M1_11	Standard	500.000	5.16	119144.742	8139.980	182.962			NO	1.000	NO	bbXI

Dataset: F:\Projects\PFAS.PRO\Results\180525M1\18025M1-CRV_B.qld

Last Altered: Saturday, May 26, 2018 15:24:47 Pacific Daylight Time

Printed: Saturday, May 26, 2018 15:29:50 Pacific Daylight Time

Compound name: PFNS

Coefficient of Determination: R² = 0.999717

Calibration curve: 6.7292e-005 * x² + 0.770051 * x + 0.0282695

Response type: Internal Std (Ref 47), Area * (IS Conc. / IS Area)

Curve type: 2nd Order, Origin: Exclude, Weighting: 1/x, Axis trans: None

#	Name	Type	Std. Conc	RT	Area	IS Area	Response	Conc.	%Dev	Conc. Flag	CoD	CoD Flag	x=excluded
1	1 180525M1_2	Standard	0.250	5.25	20.132	3714.974	0.068	0.1	-79.5	YES	1.000	NO	MMX
2	2 180525M1_3	Standard	0.500	5.25	150.886	3733.130	0.505	0.6	23.9	NO	1.000	NO	bb
3	3 180525M1_4	Standard	1.000	5.25	160.025	3357.152	0.596	0.7	-26.3	NO	1.000	NO	bb
4	4 180525M1_5	Standard	2.000	5.25	467.894	3649.021	1.603	2.0	2.2	NO	1.000	NO	bb
5	5 180525M1_6	Standard	5.000	5.25	1176.423	3717.998	3.955	5.1	1.9	NO	1.000	NO	bb
6	6 180525M1_7	Standard	10.000	5.25	2224.742	3683.319	7.550	9.8	-2.4	NO	1.000	NO	bb
7	7 180525M1_8	Standard	50.000	5.25	10662.083	3352.026	39.760	51.4	2.7	NO	1.000	NO	bb
8	8 180525M1_9	Standard	100.000	5.26	21433.861	3554.527	75.375	97.0	-3.0	NO	1.000	NO	bb
9	9 180525M1_10	Standard	250.000	5.25	50494.758	3172.820	198.935	252.7	1.1	NO	1.000	NO	bb
10	10 180525M1_11	Standard	500.000	5.25	98521.180	3069.990	401.146	499.1	-0.2	NO	1.000	NO	bb

Compound name: L-MeFOSAA

Coefficient of Determination: R² = 0.999560

Calibration curve: -0.000527205 * x² + 1.77194 * x + -0.0781525

Response type: Internal Std (Ref 50), Area * (IS Conc. / IS Area)

Curve type: 2nd Order, Origin: Include, Weighting: 1/x, Axis trans: None

#	Name	Type	Std. Conc	RT	Area	IS Area	Response	Conc.	%Dev	Conc. Flag	CoD	CoD Flag	x=excluded
1	1 180525M1_2	Standard	0.250	5.34	133.810	5001.719	0.334	0.2	-6.9	NO	1.000	NO	MM
2	2 180525M1_3	Standard	0.500	5.35	251.045	4370.162	0.718	0.4	-10.1	NO	1.000	NO	MM
3	3 180525M1_4	Standard	1.000	5.34	638.807	4404.925	1.813	1.1	6.7	NO	1.000	NO	MM
4	4 180525M1_5	Standard	2.000	5.34	1285.575	4803.831	3.345	1.9	-3.3	NO	1.000	NO	MM
5	5 180525M1_6	Standard	5.000	5.35	3436.478	4789.028	8.970	5.1	2.3	NO	1.000	NO	MM
6	6 180525M1_7	Standard	10.000	5.35	7010.415	5138.163	17.055	9.7	-3.0	NO	1.000	NO	MM
7	7 180525M1_8	Standard	50.000	5.35	31390.627	4673.313	83.962	48.1	-3.8	NO	1.000	NO	MM
8	8 180525M1_9	Standard	100.000	5.35	64678.488	4792.203	168.708	98.1	-1.9	NO	1.000	NO	MM
9	9 180525M1_10	Standard	250.000	5.35	149561.328	4433.436	421.686	257.8	3.1	NO	1.000	NO	MM
10	10 180525M1_11	Standard	500.000	5.35	286212.000	4775.403	749.183	496.1	-0.8	NO	1.000	NO	MM

Dataset: F:\Projects\PFAS.PRO\Results\180525M1\18025M1-CRV_B.qld

Last Altered: Saturday, May 26, 2018 15:24:47 Pacific Daylight Time

Printed: Saturday, May 26, 2018 15:29:50 Pacific Daylight Time

Compound name: L-EtFOSAA

Coefficient of Determination: R^2 = 0.999381

Calibration curve: $0.000198747 * x^2 + 0.992592 * x + -0.00792937$

Response type: Internal Std (Ref 51), Area * (IS Conc. / IS Area)

Curve type: 2nd Order, Origin: Include, Weighting: 1/x, Axis trans: None

	# Name	Type	Std. Conc	RT	Area	IS Area	Response	Conc.	%Dev	Conc. Flag	CoD	CoD Flag	x=excluded
1	1 180525M1_2	Standard	0.250	5.51	107.019	6024.138	0.222	0.2	-7.3	NO	0.999	NO	MM
2	2 180525M1_3	Standard	0.500	5.50	245.479	6105.688	0.503	0.5	2.8	NO	0.999	NO	MM
3	3 180525M1_4	Standard	1.000	5.51	429.690	6070.057	0.885	0.9	-10.1	NO	0.999	NO	MM
4	4 180525M1_5	Standard	2.000	5.51	942.782	6128.344	1.923	1.9	-2.8	NO	0.999	NO	MM
5	5 180525M1_6	Standard	5.000	5.51	2448.288	5918.756	5.171	5.2	4.2	NO	0.999	NO	MM
6	6 180525M1_7	Standard	10.000	5.51	5124.100	6151.505	10.412	10.5	4.8	NO	0.999	NO	MM
7	7 180525M1_8	Standard	50.000	5.51	23382.248	5472.128	53.412	53.3	6.5	NO	0.999	NO	MM
8	8 180525M1_9	Standard	100.000	5.51	46724.438	5695.064	102.555	101.3	1.3	NO	0.999	NO	MM
9	9 180525M1_10	Standard	250.000	5.51	104632.938	5200.478	251.498	241.7	-3.3	NO	0.999	NO	MM
10	10 180525M1_11	Standard	500.000	5.51	199306.563	4530.494	549.903	503.3	0.7	NO	0.999	NO	MM

Dataset: F:\Projects\PFAS.PRO\Results\180525M1\18025M1-CRV_B.qld

Last Altered: Saturday, May 26, 2018 15:24:47 Pacific Daylight Time

Printed: Saturday, May 26, 2018 15:29:58 Pacific Daylight Time

Method: F:\Projects\PFAS.PRO\MethDB\PFAS_FULL_80C_052518.mdb 26 May 2018 13:03:04

Calibration: F:\Projects\PFAS.PRO\CurveDB\C18_VAL-PFAS_Q4_05-25-18.cdb 26 May 2018 15:24:47

Compound name: PFUdA

Coefficient of Determination: $R^2 = 0.998994$

Calibration curve: $-0.000355379 * x^2 + 1.0798 * x + -0.0261985$

Response type: Internal Std (Ref 52), Area * (IS Conc. / IS Area)

Curve type: 2nd Order, Origin: Exclude, Weighting: 1/x, Axis trans: None

	# Name	Type	Std. Conc	RT	Area	IS Area	Response	Conc.	%Dev	Conc. Flag	CoD	CoD Flag	x-excluded
1	1 180525M1_2	Standard	0.250	5.52	583.408	29008.850	0.251	0.3	2.8	NO	0.999	NO	MM
2	2 180525M1_3	Standard	0.500	5.52	1276.633	26964.682	0.592	0.6	14.5	NO	0.999	NO	bb
3	3 180525M1_4	Standard	1.000	5.52	2162.221	25085.207	1.077	1.0	2.2	NO	0.999	NO	bb
4	4 180525M1_5	Standard	2.000	5.52	4205.863	26484.002	1.985	1.9	-6.8	NO	0.999	NO	bb
5	5 180525M1_6	Standard	5.000	5.53	9862.186	26147.830	4.715	4.4	-12.1	NO	0.999	NO	bb
6	6 180525M1_7	Standard	10.000	5.52	23081.314	26735.160	10.792	10.1	0.5	NO	0.999	NO	bb
7	7 180525M1_8	Standard	50.000	5.52	90215.039	22710.441	49.655	46.7	-6.5	NO	0.999	NO	bb
8	8 180525M1_9	Standard	100.000	5.53	196392.609	22101.438	111.075	106.6	6.6	NO	0.999	NO	bb
9	9 180525M1_10	Standard	250.000	5.52	455364.563	23285.998	244.441	246.4	-1.4	NO	0.999	NO	bb
10	10 180525M1_11	Standard	500.000	5.53	793392.938	21956.740	451.680	500.9	0.2	NO	0.999	NO	bb

Compound name: PFDS

Coefficient of Determination: $R^2 = 0.998908$

Calibration curve: $-2.23125e-005 * x^2 + 0.150567 * x + -0.0189365$

Response type: Internal Std (Ref 52), Area * (IS Conc. / IS Area)

Curve type: 2nd Order, Origin: Exclude, Weighting: 1/x, Axis trans: None

	# Name	Type	Std. Conc	RT	Area	IS Area	Response	Conc.	%Dev	Conc. Flag	CoD	CoD Flag	x-excluded
1	1 180525M1_2	Standard	0.250	5.57	46.577	29008.850	0.020	0.3	3.6	NO	0.999	NO	MM
2	2 180525M1_3	Standard	0.500	5.57	131.809	26964.682	0.061	0.5	6.3	NO	0.999	NO	bb
3	3 180525M1_4	Standard	1.000	5.57	249.347	25085.207	0.124	1.0	-4.9	NO	0.999	NO	bb
4	4 180525M1_5	Standard	2.000	5.57	545.039	26484.002	0.257	1.8	-8.3	NO	0.999	NO	bb
5	5 180525M1_6	Standard	5.000	5.57	1492.110	26147.830	0.713	4.9	-2.7	NO	0.999	NO	bb
6	6 180525M1_7	Standard	10.000	5.57	3270.663	26735.160	1.529	10.3	3.0	NO	0.999	NO	bb
7	7 180525M1_8	Standard	50.000	5.57	13494.782	22710.441	7.428	49.8	-0.4	NO	0.999	NO	bb
8	8 180525M1_9	Standard	100.000	5.57	27926.494	22101.438	15.795	106.7	6.7	NO	0.999	NO	bb
9	9 180525M1_10	Standard	250.000	5.57	64663.344	23285.998	34.711	239.1	-4.3	NO	0.999	NO	bb
10	10 180525M1_11	Standard	500.000	5.57	123398.750	21956.740	70.251	504.4	0.9	NO	0.999	NO	bb

Dataset: F:\Projects\PFAS.PRO\Results\180525M1\18025M1-CRV_B.qld

Last Altered: Saturday, May 26, 2018 15:24:47 Pacific Daylight Time

Printed: Saturday, May 26, 2018 15:29:58 Pacific Daylight Time

Compound name: PFDaA

Correlation coefficient: $r = 0.997919$, $r^2 = 0.995843$

Calibration curve: $1.18754 * x + 0.100048$

Response type: Internal Std (Ref 53), Area * (IS Conc. / IS Area)

Curve type: Linear, Origin: Exclude, Weighting: 1/x, Axis trans: None

#	Name	Type	Std. Conc	RT	Area	IS Area	Response	Conc.	%Dev	Conc. Flag	CoD	CoD Flag	x=excluded
1	1 180525M1_2	Standard	0.250	5.81	696.146	24180.896	0.360	0.2	-12.5	NO	0.996	NO	bb
2	2 180525M1_3	Standard	0.500	5.81	1238.920	24479.039	0.633	0.4	-10.3	NO	0.996	NO	bb
3	3 180525M1_4	Standard	1.000	5.81	2400.030	25931.990	1.157	0.9	-11.0	NO	0.996	NO	bb
4	4 180525M1_5	Standard	2.000	5.81	5043.144	23273.377	2.709	2.2	9.8	NO	0.996	NO	bb
5	5 180525M1_6	Standard	5.000	5.81	12429.919	22566.965	6.885	5.7	14.3	NO	0.996	NO	bb
6	6 180525M1_7	Standard	10.000	5.81	25293.615	26918.484	11.745	9.8	-1.9	NO	0.996	NO	bb
7	7 180525M1_8	Standard	50.000	5.81	114675.531	22451.469	63.846	53.7	7.4	NO	0.996	NO	bb
8	8 180525M1_9	Standard	100.000	5.81	228782.594	21516.758	132.910	111.8	11.8	NO	0.996	NO	bb
9	9 180525M1_10	Standard	250.000	5.81	464603.469	21420.742	271.118	228.2	-8.7	NO	0.996	NO	bb
10	10 180525M1_11	Standard	500.000	5.81	964518.875	20071.031	600.691	505.7	1.1	NO	0.996	NO	bb

Compound name: N-MeFOSA

Coefficient of Determination: $R^2 = 0.999806$

Calibration curve: $-9.3596e-005 * x^2 + 1.15174 * x + 0.132523$

Response type: Internal Std (Ref 54), Area * (IS Conc. / IS Area)

Curve type: 2nd Order, Origin: Include, Weighting: 1/x, Axis trans: None

#	Name	Type	Std. Conc	RT	Area	IS Area	Response	Conc.	%Dev	Conc. Flag	CoD	CoD Flag	x=excluded
1	1 180525M1_2	Standard	1.250	5.97	164.131	15756.186	1.563	1.2	-0.7	NO	1.000	NO	bb
2	2 180525M1_3	Standard	2.500	5.97	331.885	16953.250	2.936	2.4	-2.6	NO	1.000	NO	bb
3	3 180525M1_4	Standard	5.000	5.97	656.312	16371.814	6.013	5.1	2.2	NO	1.000	NO	bb
4	4 180525M1_5	Standard	10.000	5.97	1386.223	16701.799	12.450	10.7	7.0	NO	1.000	NO	bb
5	5 180525M1_6	Standard	25.000	5.97	3202.499	16485.258	29.140	25.2	0.9	NO	1.000	NO	bb
6	6 180525M1_7	Standard	50.000	5.97	6839.241	17070.652	60.096	52.3	4.6	NO	1.000	NO	bb
7	7 180525M1_8	Standard	250.000	5.97	29149.852	15662.938	279.161	247.2	-1.1	NO	1.000	NO	bb
8	8 180525M1_9	Standard	500.000	5.97	59159.871	16432.461	540.027	488.1	-2.4	NO	1.000	NO	bb
9	9 180525M1_10	Standard	1250.000	5.97	133661.125	15283.149	1311.848	1270.0	1.6	NO	1.000	NO	bb
10	10 180525M1_11	Standard	2500.000	5.97	248008.906	16258.348	2288.138	2490.7	-0.4	NO	1.000	NO	bb

Dataset: F:\Projects\PFAS.PRO\Results\180525M1\18025M1-CRV_B.qld

Last Altered: Saturday, May 26, 2018 15:24:47 Pacific Daylight Time

Printed: Saturday, May 26, 2018 15:29:58 Pacific Daylight Time

Compound name: PFTrDA

Coefficient of Determination: R² = 0.997823

Calibration curve: $-6.22074e-005 * x^2 + 1.28815 * x + -0.0347038$

Response type: Internal Std (Ref 53), Area * (IS Conc. / IS Area)

Curve type: 2nd Order, Origin: Exclude, Weighting: 1/x, Axis trans: None

#	Name	Type	Std. Conc	RT	Area	IS Area	Response	Conc.	%Dev	Conc. Flag	CoD	CoD Flag	x=excluded
1	1 180525M1_2	Standard	0.250	6.06	698.724	24180.896	0.361	0.3	22.9	NO	0.998	NO	bb
2	2 180525M1_3	Standard	0.500	6.06	1214.542	24479.039	0.620	0.5	1.7	NO	0.998	NO	bb
3	3 180525M1_4	Standard	1.000	6.06	2111.782	25931.990	1.018	0.8	-18.3	NO	0.998	NO	bb
4	4 180525M1_5	Standard	2.000	6.06	4730.320	23273.377	2.541	2.0	-0.0	NO	0.998	NO	bb
5	5 180525M1_6	Standard	5.000	6.07	12334.978	22566.965	6.832	5.3	6.6	NO	0.998	NO	bb
6	6 180525M1_7	Standard	10.000	6.06	23121.941	26918.484	10.737	8.4	-16.3	NO	0.998	NO	bb
7	7 180525M1_8	Standard	50.000	6.07	111526.594	22451.469	62.093	48.3	-3.3	NO	0.998	NO	bb
8	8 180525M1_9	Standard	100.000	6.07	243268.531	21516.758	141.325	110.3	10.3	NO	0.998	NO	bb
9	9 180525M1_10	Standard	250.000	6.07	521721.750	21420.742	304.449	239.1	-4.3	NO	0.998	NO	bb
10	10 180525M1_11	Standard	500.000	6.07	1016298.250	20071.031	632.938	503.6	0.7	NO	0.998	NO	bb

Compound name: PFTeDA

Coefficient of Determination: R² = 0.999006

Calibration curve: $-0.000107603 * x^2 + 1.22963 * x + 0.0407587$

Response type: Internal Std (Ref 55), Area * (IS Conc. / IS Area)

Curve type: 2nd Order, Origin: Exclude, Weighting: 1/x, Axis trans: None

#	Name	Type	Std. Conc	RT	Area	IS Area	Response	Conc.	%Dev	Conc. Flag	CoD	CoD Flag	x=excluded
1	1 180525M1_2	Standard	0.250	6.28	563.798	22380.627	0.315	0.2	-10.8	NO	0.999	NO	bb
2	2 180525M1_3	Standard	0.500	6.29	1123.820	22295.170	0.630	0.5	-4.1	NO	0.999	NO	bb
3	3 180525M1_4	Standard	1.000	6.28	2194.117	20526.332	1.336	1.1	5.4	NO	0.999	NO	bb
4	4 180525M1_5	Standard	2.000	6.29	4303.240	19124.049	2.813	2.3	12.7	NO	0.999	NO	bb
5	5 180525M1_6	Standard	5.000	6.29	10563.748	21131.742	6.249	5.1	1.0	NO	0.999	NO	bb
6	6 180525M1_7	Standard	10.000	6.29	22238.088	22347.752	12.439	10.1	0.9	NO	0.999	NO	bb
7	7 180525M1_8	Standard	50.000	6.29	97471.430	20542.189	59.312	48.4	-3.2	NO	0.999	NO	bb
8	8 180525M1_9	Standard	100.000	6.29	194095.563	21021.625	115.414	94.6	-5.4	NO	0.999	NO	bb
9	9 180525M1_10	Standard	250.000	6.29	437148.625	17421.400	313.658	261.0	4.4	NO	0.999	NO	bb
10	10 180525M1_11	Standard	500.000	6.29	859593.563	18431.004	582.981	495.6	-0.9	NO	0.999	NO	bb

Dataset: F:\Projects\PFAS.PRO\Results\180525M1\18025M1-CRV_B.qld

Last Altered: Saturday, May 26, 2018 15:24:47 Pacific Daylight Time

Printed: Saturday, May 26, 2018 15:29:58 Pacific Daylight Time

Compound name: N-EtFOSA

Coefficient of Determination: R² = 0.999907

Calibration curve: $-2.82816e-005 * x^2 + 0.931418 * x + 0.0721149$

Response type: Internal Std (Ref 56), Area * (IS Conc. / IS Area)

Curve type: 2nd Order, Origin: Exclude, Weighting: 1/x, Axis trans: None

#	Name	Type	Std. Conc	RT	Area	IS Area	Response	Conc.	%Dev	Conc. Flag	CoD	CoD Flag	x=excluded
1	1 180525M1_2	Standard	1.250	6.39	179.524	20816.029	1.294	1.3	4.9	NO	1.000	NO	bb
2	2 180525M1_3	Standard	2.500	6.39	373.407	22311.912	2.510	2.6	4.7	NO	1.000	NO	bb
3	3 180525M1_4	Standard	5.000	6.38	675.053	21404.875	4.731	5.0	0.0	NO	1.000	NO	bb
4	4 180525M1_5	Standard	10.000	6.39	1371.540	22378.498	9.193	9.8	-2.0	NO	1.000	NO	bb
5	5 180525M1_6	Standard	25.000	6.39	3105.119	21458.555	21.705	23.2	-7.0	NO	1.000	NO	bb
6	6 180525M1_7	Standard	50.000	6.39	6808.897	22587.791	45.216	48.5	-2.9	NO	1.000	NO	bb
7	7 180525M1_8	Standard	250.000	6.39	31338.943	19822.736	237.144	256.5	2.6	NO	1.000	NO	bb
8	8 180525M1_9	Standard	500.000	6.39	62523.523	20422.885	459.217	500.6	0.1	NO	1.000	NO	bb
9	9 180525M1_10	Standard	1250.000	6.39	136482.859	18369.064	1114.50€	1243.4	-0.5	NO	1.000	NO	bb
10	10 180525M1_11	Standard	2500.000	6.39	254002.250	17687.977	2154.025	2502.7	0.1	NO	1.000	NO	bb

Compound name: PFHxDA

Coefficient of Determination: R² = 0.999928

Calibration curve: $-0.000181496 * x^2 + 0.613533 * x + 0.0675195$

Response type: Internal Std (Ref 57), Area * (IS Conc. / IS Area)

Curve type: 2nd Order, Origin: Exclude, Weighting: 1/x, Axis trans: None

#	Name	Type	Std. Conc	RT	Area	IS Area	Response	Conc.	%Dev	Conc. Flag	CoD	CoD Flag	x=excluded
1	1 180525M1_2	Standard	0.250	6.61	485.364	10923.178	0.222	0.3	0.8	NO	1.000	NO	bb
2	2 180525M1_3	Standard	0.500	6.61	923.783	12051.100	0.383	0.5	2.9	NO	1.000	NO	bb
3	3 180525M1_4	Standard	1.000	6.61	1613.168	11511.481	0.701	1.0	3.2	NO	1.000	NO	bb
4	4 180525M1_5	Standard	2.000	6.61	3008.805	11609.092	1.296	2.0	0.2	NO	1.000	NO	bb
5	5 180525M1_6	Standard	5.000	6.61	7164.805	11604.964	3.087	4.9	-1.4	NO	1.000	NO	bb
6	6 180525M1_7	Standard	10.000	6.61	14644.087	12651.160	5.788	9.3	-6.5	NO	1.000	NO	bb
7	7 180525M1_8	Standard	50.000	6.61	66660.938	11019.908	30.246	49.9	-0.2	NO	1.000	NO	bb
8	8 180525M1_9	Standard	100.000	6.61	138496.406	11510.938	60.159	101.0	1.0	NO	1.000	NO	bb
9	9 180525M1_10	Standard	250.000	6.61	312401.313	10992.019	142.104	250.0	-0.0	NO	1.000	NO	bb
10	10 180525M1_11	Standard	500.000	6.61	608564.750	11642.104	261.364	499.8	-0.0	NO	1.000	NO	bb

Dataset: F:\Projects\PFAS.PRO\Results\180525M1\18025M1-CRV_B.qld

Last Altered: Saturday, May 26, 2018 15:24:47 Pacific Daylight Time

Printed: Saturday, May 26, 2018 15:29:58 Pacific Daylight Time

Compound name: PFODA

Coefficient of Determination: $R^2 = 0.999944$

Calibration curve: $-0.000131591 * x^2 + 0.638677 * x + -0.00266753$

Response type: Internal Std (Ref 57), Area * (IS Conc. / IS Area)

Curve type: 2nd Order, Origin: Include, Weighting: 1/x, Axis trans: None

	# Name	Type	Std. Conc	RT	Area	IS Area	Response	Conc.	%Dev	Conc. Flag	CoD	CoD Flag	x=excluded
1	1 180525M1_2	Standard	0.250	6.84	357.183	10923.178	0.163	0.3	4.1	NO	1.000	NO	bb
2	2 180525M1_3	Standard	0.500	6.84	772.490	12051.100	0.321	0.5	1.2	NO	1.000	NO	bb
3	3 180525M1_4	Standard	1.000	6.84	1392.085	11511.481	0.605	1.0	-4.9	NO	1.000	NO	bb
4	4 180525M1_5	Standard	2.000	6.84	3007.104	11609.092	1.295	2.0	1.6	NO	1.000	NO	bb
5	5 180525M1_6	Standard	5.000	6.84	7366.389	11604.964	3.174	5.0	-0.4	NO	1.000	NO	bb
6	6 180525M1_7	Standard	10.000	6.84	15380.843	12651.160	6.079	9.5	-4.6	NO	1.000	NO	bb
7	7 180525M1_8	Standard	50.000	6.84	70896.477	11019.908	32.167	50.9	1.8	NO	1.000	NO	bb
8	8 180525M1_9	Standard	100.000	6.84	143181.516	11510.938	62.194	99.4	-0.6	NO	1.000	NO	bb
9	9 180525M1_10	Standard	250.000	6.84	333261.750	10992.019	151.593	250.3	0.1	NO	1.000	NO	bb
10	10 180525M1_11	Standard	500.000	6.84	666820.563	11642.104	286.383	499.9	-0.0	NO	1.000	NO	bb

Compound name: N-MeFOSE

Correlation coefficient: $r = 0.999839$, $r^2 = 0.999679$

Calibration curve: $0.949765 * x + 0.0149853$

Response type: Internal Std (Ref 58), Area * (IS Conc. / IS Area)

Curve type: Linear, Origin: Exclude, Weighting: 1/x, Axis trans: None

	# Name	Type	Std. Conc	RT	Area	IS Area	Response	Conc.	%Dev	Conc. Flag	CoD	CoD Flag	x=excluded
1	1 180525M1_2	Standard	1.250	6.53	99.156	10953.221	1.358	1.4	13.1	NO	1.000	NO	bb
2	2 180525M1_3	Standard	2.500	6.54	151.569	11660.420	1.950	2.0	-18.5	NO	1.000	NO	bb
3	3 180525M1_4	Standard	5.000	6.54	335.689	10458.042	4.815	5.1	1.1	NO	1.000	NO	bb
4	4 180525M1_5	Standard	10.000	6.54	728.214	10990.667	9.939	10.4	4.5	NO	1.000	NO	bb
5	5 180525M1_6	Standard	25.000	6.54	1685.083	11135.397	22.699	23.9	-4.5	NO	1.000	NO	bb
6	6 180525M1_7	Standard	50.000	6.54	3627.534	11120.639	48.930	51.5	3.0	NO	1.000	NO	bb
7	7 180525M1_8	Standard	250.000	6.54	16559.703	10724.471	231.616	243.9	-2.5	NO	1.000	NO	bb
8	8 180525M1_9	Standard	500.000	6.54	37027.992	11254.921	493.491	519.6	3.9	NO	1.000	NO	bb
9	9 180525M1_10	Standard	1250.000	6.54	87372.703	10950.190	1196.866	1260.2	0.8	NO	1.000	NO	bd
10	10 180525M1_11	Standard	2500.000	6.54	180812.969	11534.023	2351.473	2475.8	-1.0	NO	1.000	NO	bb

Dataset: F:\Projects\PFAS.PRO\Results\180525M1\18025M1-CRV_B.qld

Last Altered: Saturday, May 26, 2018 15:24:47 Pacific Daylight Time

Printed: Saturday, May 26, 2018 15:29:58 Pacific Daylight Time

Compound name: N-EtFOSE

Coefficient of Determination: R² = 0.999845

Calibration curve: 1.23111e-005 * x² + 1.14044 * x + 0.0573352

Response type: Internal Std (Ref 59), Area * (IS Conc. / IS Area)

Curve type: 2nd Order, Origin: Exclude, Weighting: 1/x, Axis trans: None

#	Name	Type	Std. Conc	RT	Area	IS Area	Response	Conc.	%Dev	Conc. Flag	CoD	CoD Flag	x=excluded
1	1 180525M1_2	Standard	1.250	6.68	98.649	10262.747	1.442	1.2	-2.9	NO	1.000	NO	MM
2	2 180525M1_3	Standard	2.500	6.69	205.848	10759.165	2.870	2.5	-1.4	NO	1.000	NO	bb
3	3 180525M1_4	Standard	5.000	6.68	391.705	10255.037	5.729	5.0	-0.5	NO	1.000	NO	MM
4	4 180525M1_5	Standard	10.000	6.69	829.681	10760.517	11.566	10.1	0.9	NO	1.000	NO	bb
5	5 180525M1_6	Standard	25.000	6.69	2061.653	10585.061	29.216	25.6	2.2	NO	1.000	NO	bb
6	6 180525M1_7	Standard	50.000	6.68	4195.371	10956.853	57.435	50.3	0.6	NO	1.000	NO	bb
7	7 180525M1_8	Standard	250.000	6.69	18897.334	9920.127	285.742	249.8	-0.1	NO	1.000	NO	bb
8	8 180525M1_9	Standard	500.000	6.69	40161.148	10250.587	587.690	512.4	2.5	NO	1.000	NO	bb
9	9 180525M1_10	Standard	1250.000	6.69	93774.227	9903.098	1420.377	1229.1	-1.7	NO	1.000	NO	bb
10	10 180525M1_11	Standard	2500.000	6.69	203351.438	10383.963	2937.483	2507.8	0.3	NO	1.000	NO	bb

Compound name: 13C3-PFBA

Response Factor: 0.874255

RRF SD: 0.0180744, Relative SD: 2.0674

Response type: Internal Std (Ref 60), Area * (IS Conc. / IS Area)

Curve type: RF

#	Name	Type	Std. Conc	RT	Area	IS Area	Response	Conc.	%Dev	Conc. Flag	CoD	CoD Flag	x=excluded
1	1 180525M1_2	Standard	12.500	1.38	8984.927	10062.644	11.161	12.8	2.1	NO		NO	MM
2	2 180525M1_3	Standard	12.500	1.37	8477.848	9805.926	10.807	12.4	-1.1	NO		NO	MM
3	3 180525M1_4	Standard	12.500	1.38	8924.782	10079.501	11.068	12.7	1.3	NO		NO	MM
4	4 180525M1_5	Standard	12.500	1.36	8907.460	10091.007	11.034	12.6	1.0	NO		NO	bb
5	5 180525M1_6	Standard	12.500	1.37	8922.826	10653.826	10.469	12.0	-4.2	NO		NO	MM
6	6 180525M1_7	Standard	12.500	1.38	8755.347	9940.324	11.010	12.6	0.7	NO		NO	bb
7	7 180525M1_8	Standard	12.500	1.36	8512.127	9995.220	10.645	12.2	-2.6	NO		NO	MM
8	8 180525M1_9	Standard	12.500	1.37	8493.202	9687.418	10.959	12.5	0.3	NO		NO	bb
9	9 180525M1_10	Standard	12.500	1.38	8560.219	9768.164	10.954	12.5	0.2	NO		NO	MM
10	10 180525M1_11	Standard	12.500	1.38	8338.035	9327.350	11.174	12.8	2.3	NO		NO	bb

Dataset: F:\Projects\PFAS.PRO\Results\180525M1\18025M1-CRV_B.qld

Last Altered: Saturday, May 26, 2018 15:24:47 Pacific Daylight Time

Printed: Saturday, May 26, 2018 15:29:58 Pacific Daylight Time

Compound name: 13C3-PFPeA

Response Factor: 0.834315

RRF SD: 0.0332786, Relative SD: 3.98874

Response type: Internal Std (Ref 61), Area * (IS Conc. / IS Area)

Curve type: RF

#	Name	Type	Std. Conc	RT	Area	IS Area	Response	Conc.	%Dev	Conc. Flag	CoD	CoD Flag	x=excluded
1	1 180525M1_2	Standard	12.500	2.37	14276.583	15905.675	11.220	13.4	7.6	NO		NO	bb
2	2 180525M1_3	Standard	12.500	2.36	14673.992	17329.475	10.585	12.7	1.5	NO		NO	bb
3	3 180525M1_4	Standard	12.500	2.37	13613.748	17102.916	9.950	11.9	-4.6	NO		NO	bb
4	4 180525M1_5	Standard	12.500	2.36	13992.268	17608.117	9.933	11.9	-4.8	NO		NO	bb
5	5 180525M1_6	Standard	12.500	2.37	14092.230	16550.535	10.643	12.8	2.1	NO		NO	bb
6	6 180525M1_7	Standard	12.500	2.37	14241.468	17190.041	10.356	12.4	-0.7	NO		NO	bb
7	7 180525M1_8	Standard	12.500	2.36	12761.769	15751.524	10.127	12.1	-2.9	NO		NO	bb
8	8 180525M1_9	Standard	12.500	2.37	13192.765	16018.915	10.295	12.3	-1.3	NO		NO	bb
9	9 180525M1_10	Standard	12.500	2.37	12143.966	14797.204	10.259	12.3	-1.6	NO		NO	bb
10	10 180525M1_11	Standard	12.500	2.37	11859.793	13573.136	10.922	13.1	4.7	NO		NO	bb

Compound name: 13C3-PFBS

Response Factor: 0.100675

RRF SD: 0.00347683, Relative SD: 3.4535

Response type: Internal Std (Ref 61), Area * (IS Conc. / IS Area)

Curve type: RF

#	Name	Type	Std. Conc	RT	Area	IS Area	Response	Conc.	%Dev	Conc. Flag	CoD	CoD Flag	x=excluded
1	1 180525M1_2	Standard	12.500	2.65	1730.578	15905.675	1.360	13.5	8.1	NO		NO	bb
2	2 180525M1_3	Standard	12.500	2.65	1756.119	17329.475	1.267	12.6	0.7	NO		NO	bb
3	3 180525M1_4	Standard	12.500	2.65	1675.970	17102.916	1.225	12.2	-2.7	NO		NO	bb
4	4 180525M1_5	Standard	12.500	2.65	1762.314	17608.117	1.251	12.4	-0.6	NO		NO	bb
5	5 180525M1_6	Standard	12.500	2.65	1687.449	16550.535	1.274	12.7	1.3	NO		NO	bb
6	6 180525M1_7	Standard	12.500	2.65	1689.914	17190.041	1.229	12.2	-2.4	NO		NO	bb
7	7 180525M1_8	Standard	12.500	2.65	1619.514	15751.524	1.285	12.8	2.1	NO		NO	bb
8	8 180525M1_9	Standard	12.500	2.65	1612.956	16018.915	1.259	12.5	0.0	NO		NO	bb
9	9 180525M1_10	Standard	12.500	2.65	1452.618	14797.204	1.227	12.2	-2.5	NO		NO	bb
10	10 180525M1_11	Standard	12.500	2.65	1311.103	13573.136	1.207	12.0	-4.1	NO		NO	bb

Dataset: F:\Projects\PFAS.PRO\Results\180525M1\18025M1-CRV_B.qld

Last Altered: Saturday, May 26, 2018 15:24:47 Pacific Daylight Time

Printed: Saturday, May 26, 2018 15:29:58 Pacific Daylight Time

Compound name: 13C2-4:2 FTS

Response Factor: 0.238484

RRF SD: 0.0264348, Relative SD: 11.0845

Response type: Internal Std (Ref 61), Area * (IS Conc. / IS Area)

Curve type: RF

	# Name	Type	Std. Conc	RT	Area	IS Area	Response	Conc.	%Dev	Conc. Flag	CoD	CoD Flag	x=excluded
1	1 180525M1_2	Standard	12.500	3.07	3614.455	15905.675	2.841	11.9	-4.7	NO		NO	bb
2	2 180525M1_3	Standard	12.500	3.07	3961.022	17329.475	2.857	12.0	-4.2	NO		NO	bb
3	3 180525M1_4	Standard	12.500	3.07	3579.179	17102.916	2.616	11.0	-12.2	NO		NO	bb
4	4 180525M1_5	Standard	12.500	3.07	3998.485	17608.117	2.839	11.9	-4.8	NO		NO	bb
5	5 180525M1_6	Standard	12.500	3.07	3873.484	16550.535	2.925	12.3	-1.9	NO		NO	bb
6	6 180525M1_7	Standard	12.500	3.07	3967.756	17190.041	2.885	12.1	-3.2	NO		NO	bb
7	7 180525M1_8	Standard	12.500	3.07	4008.649	15751.524	3.181	13.3	6.7	NO		NO	bb
8	8 180525M1_9	Standard	12.500	3.07	4747.259	16018.915	3.704	15.5	24.3	NO		NO	bb
9	9 180525M1_10	Standard	12.500	3.07	5608.371	14797.204	4.738	19.9	58.9	NO		NO	bbX
10	10 180525M1_11	Standard	12.500	3.07	7918.196	13573.136	7.292	30.6	144.6	NO		NO	bbX

Compound name: 13C2-PFHxA

Response Factor: 0.731111

RRF SD: 0.0402207, Relative SD: 5.50131

Response type: Internal Std (Ref 61), Area * (IS Conc. / IS Area)

Curve type: RF

	# Name	Type	Std. Conc	RT	Area	IS Area	Response	Conc.	%Dev	Conc. Flag	CoD	CoD Flag	x=excluded
1	1 180525M1_2	Standard	5.000	3.17	5126.225	15905.675	4.029	5.5	10.2	NO		NO	bb
2	2 180525M1_3	Standard	5.000	3.17	5031.866	17329.475	3.630	5.0	-0.7	NO		NO	bb
3	3 180525M1_4	Standard	5.000	3.17	4991.322	17102.916	3.648	5.0	-0.2	NO		NO	bb
4	4 180525M1_5	Standard	5.000	3.17	4541.463	17608.117	3.224	4.4	-11.8	NO		NO	bb
5	5 180525M1_6	Standard	5.000	3.17	4715.089	16550.535	3.561	4.9	-2.6	NO		NO	bb
6	6 180525M1_7	Standard	5.000	3.17	5179.762	17190.041	3.767	5.2	3.0	NO		NO	bb
7	7 180525M1_8	Standard	5.000	3.17	4650.790	15751.524	3.691	5.0	1.0	NO		NO	bb
8	8 180525M1_9	Standard	5.000	3.17	4597.551	16018.915	3.588	4.9	-1.9	NO		NO	bb
9	9 180525M1_10	Standard	5.000	3.17	4332.988	14797.204	3.660	5.0	0.1	NO		NO	bb
10	10 180525M1_11	Standard	5.000	3.17	4081.764	13573.136	3.759	5.1	2.8	NO		NO	bb

Dataset: F:\Projects\PFAS.PRO\Results\180525M1\18025M1-CRV_B.qld

Last Altered: Saturday, May 26, 2018 15:24:47 Pacific Daylight Time

Printed: Saturday, May 26, 2018 15:29:58 Pacific Daylight Time

Compound name: 13C4-PFHpA

Response Factor: 0.819828

RRF SD: 0.0342695, Relative SD: 4.18008

Response type: Internal Std (Ref 61), Area * (IS Conc. / IS Area)

Curve type: RF

#	Name	Type	Std. Conc	RT	Area	IS Area	Response	Conc.	%Dev	Conc. Flag	CoD	CoD Flag	x=excluded
1	1 180525M1_2	Standard	12.500	3.81	14365.581	15905.675	11.290	13.8	10.2	NO		NO	bb
2	2 180525M1_3	Standard	12.500	3.81	13678.406	17329.475	9.866	12.0	-3.7	NO		NO	bb
3	3 180525M1_4	Standard	12.500	3.81	13720.450	17102.916	10.028	12.2	-2.1	NO		NO	bb
4	4 180525M1_5	Standard	12.500	3.81	14229.270	17608.117	10.101	12.3	-1.4	NO		NO	bb
5	5 180525M1_6	Standard	12.500	3.81	13635.495	16550.535	10.298	12.6	0.5	NO		NO	bb
6	6 180525M1_7	Standard	12.500	3.81	14680.471	17190.041	10.675	13.0	4.2	NO		NO	bb
7	7 180525M1_8	Standard	12.500	3.81	12543.187	15751.524	9.954	12.1	-2.9	NO		NO	bb
8	8 180525M1_9	Standard	12.500	3.81	12923.884	16018.915	10.085	12.3	-1.6	NO		NO	bb
9	9 180525M1_10	Standard	12.500	3.81	11897.898	14797.204	10.051	12.3	-1.9	NO		NO	bb
10	10 180525M1_11	Standard	12.500	3.81	10999.687	13573.136	10.130	12.4	-1.1	NO		NO	bb

Compound name: 18O2-PFHxS

Response Factor: 0.429298

RRF SD: 0.0175273, Relative SD: 4.08279

Response type: Internal Std (Ref 62), Area * (IS Conc. / IS Area)

Curve type: RF

#	Name	Type	Std. Conc	RT	Area	IS Area	Response	Conc.	%Dev	Conc. Flag	CoD	CoD Flag	x=excluded
1	1 180525M1_2	Standard	12.500	3.97	1452.075	3241.788	5.599	13.0	4.3	NO		NO	bb
2	2 180525M1_3	Standard	12.500	3.97	1452.942	3399.684	5.342	12.4	-0.4	NO		NO	bb
3	3 180525M1_4	Standard	12.500	3.97	1355.728	3189.952	5.312	12.4	-1.0	NO		NO	bb
4	4 180525M1_5	Standard	12.500	3.97	1410.478	3388.663	5.203	12.1	-3.0	NO		NO	bb
5	5 180525M1_6	Standard	12.500	3.97	1390.635	3410.313	5.097	11.9	-5.0	NO		NO	bb
6	6 180525M1_7	Standard	12.500	3.97	1579.504	3612.942	5.465	12.7	1.8	NO		NO	bb
7	7 180525M1_8	Standard	12.500	3.97	1204.129	3001.335	5.015	11.7	-6.5	NO		NO	bb
8	8 180525M1_9	Standard	12.500	3.97	1340.306	3122.552	5.365	12.5	-0.0	NO		NO	bb
9	9 180525M1_10	Standard	12.500	3.97	1258.198	2805.622	5.606	13.1	4.5	NO		NO	bb
10	10 180525M1_11	Standard	12.500	3.97	1187.563	2623.864	5.658	13.2	5.4	NO		NO	bb

Dataset: F:\Projects\PFAS.PRO\Results\180525M1\18025M1-CRV_B.qld

Last Altered: Saturday, May 26, 2018 15:24:47 Pacific Daylight Time

Printed: Saturday, May 26, 2018 15:29:58 Pacific Daylight Time

Compound name: 13C2-6:2 FTS

Response Factor: 0.235103

RRF SD: 0.0358851, Relative SD: 15.2636

Response type: Internal Std (Ref 63), Area * (IS Conc. / IS Area)

Curve type: RF

#	Name	Type	Std. Conc	RT	Area	IS Area	Response	Conc.	%Dev	Conc. Flag	CoD	CoD Flag	x=excluded
1	1 180525M1_2	Standard	12.500	4.29	3857.897	17992.291	2.680	11.4	-8.8	NO		NO	bb
2	2 180525M1_3	Standard	12.500	4.29	3918.921	20321.750	2.411	10.3	-18.0	NO		NO	bb
3	3 180525M1_4	Standard	12.500	4.29	3924.259	17498.781	2.803	11.9	-4.6	NO		NO	bb
4	4 180525M1_5	Standard	12.500	4.29	4241.210	17918.529	2.959	12.6	0.7	NO		NO	bb
5	5 180525M1_6	Standard	12.500	4.30	4063.724	17135.963	2.964	12.6	0.9	NO		NO	bb
6	6 180525M1_7	Standard	12.500	4.30	4441.150	19970.516	2.780	11.8	-5.4	NO		NO	bb
7	7 180525M1_8	Standard	12.500	4.30	4049.578	17066.123	2.966	12.6	0.9	NO		NO	bb
8	8 180525M1_9	Standard	12.500	4.30	4818.311	15258.169	3.947	16.8	34.3	NO		NO	bb
9	9 180525M1_10	Standard	12.500	4.30	6190.807	15011.042	5.155	21.9	75.4	NO		NO	bbX
10	10 180525M1_11	Standard	12.500	4.30	8768.965	15364.797	7.134	30.3	142.8	NO		NO	bbX

Compound name: 13C2-PFOA

Response Factor: 1.22238

RRF SD: 0.0906385, Relative SD: 7.41493

Response type: Internal Std (Ref 63), Area * (IS Conc. / IS Area)

Curve type: RF

#	Name	Type	Std. Conc	RT	Area	IS Area	Response	Conc.	%Dev	Conc. Flag	CoD	CoD Flag	x=excluded
1	1 180525M1_2	Standard	12.500	4.35	22612.455	17992.291	15.710	12.9	2.8	NO		NO	bb
2	2 180525M1_3	Standard	12.500	4.35	24254.594	20321.750	14.919	12.2	-2.4	NO		NO	bb
3	3 180525M1_4	Standard	12.500	4.35	21359.332	17498.781	15.258	12.5	-0.1	NO		NO	bb
4	4 180525M1_5	Standard	12.500	4.35	21822.021	17918.529	15.223	12.5	-0.4	NO		NO	bb
5	5 180525M1_6	Standard	12.500	4.35	20836.293	17135.963	15.199	12.4	-0.5	NO		NO	bb
6	6 180525M1_7	Standard	12.500	4.35	22651.238	19970.516	14.178	11.6	-7.2	NO		NO	bb
7	7 180525M1_8	Standard	12.500	4.35	18197.674	17066.123	13.329	10.9	-12.8	NO		NO	bb
8	8 180525M1_9	Standard	12.500	4.36	21441.355	15258.169	17.565	14.4	15.0	NO		NO	bb
9	9 180525M1_10	Standard	12.500	4.35	18196.951	15011.042	15.153	12.4	-0.8	NO		NO	bb
10	10 180525M1_11	Standard	12.500	4.36	19990.219	15364.797	16.263	13.3	6.4	NO		NO	bb

Dataset: F:\Projects\PFAS.PRO\Results\180525M1\18025M1-CRV_B.qld

Last Altered: Saturday, May 26, 2018 15:24:47 Pacific Daylight Time

Printed: Saturday, May 26, 2018 15:29:58 Pacific Daylight Time

Compound name: 13C5-PFNA

Response Factor: 0.950142

RRF SD: 0.033901, Relative SD: 3.568

Response type: Internal Std (Ref 64), Area * (IS Conc. / IS Area)

Curve type: RF

#	Name	Type	Std. Conc	RT	Area	IS Area	Response	Conc.	%Dev	Conc. Flag	CoD	CoD Flag	x=excluded
1	1 180525M1_2	Standard	12.500	4.80	19880.271	21928.744	11.332	11.9	-4.6	NO		NO	bb
2	2 180525M1_3	Standard	12.500	4.80	20489.799	21265.979	12.044	12.7	1.4	NO		NO	bb
3	3 180525M1_4	Standard	12.500	4.80	19766.260	19281.904	12.814	13.5	7.9	NO		NO	bb
4	4 180525M1_5	Standard	12.500	4.80	20515.082	21314.010	12.031	12.7	1.3	NO		NO	bb
5	5 180525M1_6	Standard	12.500	4.81	20568.072	22187.436	11.588	12.2	-2.4	NO		NO	bb
6	6 180525M1_7	Standard	12.500	4.81	20322.598	21529.596	11.799	12.4	-0.7	NO		NO	bb
7	7 180525M1_8	Standard	12.500	4.81	19215.346	20929.791	11.476	12.1	-3.4	NO		NO	bb
8	8 180525M1_9	Standard	12.500	4.80	18977.676	19702.150	12.040	12.7	1.4	NO		NO	bb
9	9 180525M1_10	Standard	12.500	4.80	15831.067	17073.078	11.591	12.2	-2.4	NO		NO	bb
10	10 180525M1_11	Standard	12.500	4.81	16892.270	17519.922	12.052	12.7	1.5	NO		NO	bb

Compound name: 13C8-PFOA

Response Factor: 0.189745

RRF SD: 0.0107564, Relative SD: 5.66883

Response type: Internal Std (Ref 67), Area * (IS Conc. / IS Area)

Curve type: RF

#	Name	Type	Std. Conc	RT	Area	IS Area	Response	Conc.	%Dev	Conc. Flag	CoD	CoD Flag	x=excluded
1	1 180525M1_2	Standard	12.500	4.86	4651.495	24750.756	2.349	12.4	-1.0	NO		NO	bb
2	2 180525M1_3	Standard	12.500	4.86	4846.121	26435.426	2.291	12.1	-3.4	NO		NO	bb
3	3 180525M1_4	Standard	12.500	4.86	4542.504	24884.332	2.282	12.0	-3.8	NO		NO	bb
4	4 180525M1_5	Standard	12.500	4.87	4806.554	24595.039	2.443	12.9	3.0	NO		NO	bb
5	5 180525M1_6	Standard	12.500	4.87	4777.236	24763.268	2.411	12.7	1.7	NO		NO	bb
6	6 180525M1_7	Standard	12.500	4.87	4875.018	26478.557	2.301	12.1	-3.0	NO		NO	bb
7	7 180525M1_8	Standard	12.500	4.87	4130.682	23235.482	2.222	11.7	-6.3	NO		NO	bb
8	8 180525M1_9	Standard	12.500	4.87	4475.839	22482.955	2.488	13.1	4.9	NO		NO	bb
9	9 180525M1_10	Standard	12.500	4.87	3938.881	21774.287	2.261	11.9	-4.7	NO		NO	bb
10	10 180525M1_11	Standard	12.500	4.87	3768.426	17654.514	2.668	14.1	12.5	NO		NO	bb

Dataset: F:\Projects\PFAS.PRO\Results\180525M1\18025M1-CRV_B.qld

Last Altered: Saturday, May 26, 2018 15:24:47 Pacific Daylight Time

Printed: Saturday, May 26, 2018 15:29:58 Pacific Daylight Time

Compound name: 13C8-PFOS

Response Factor: 1.01762

RRF SD: 0.0377568, Relative SD: 3.71031

Response type: Internal Std (Ref 65), Area * (IS Conc. / IS Area)

Curve type: RF

	# Name	Type	Std. Conc	RT	Area	IS Area	Response	Conc.	%Dev	Conc. Flag	CoD	CoD Flag	x=excluded
1	1 180525M1_2	Standard	12.500	4.88	3714.974	3597.208	12.909	12.7	1.5	NO		NO	bb
2	2 180525M1_3	Standard	12.500	4.89	3733.130	3616.570	12.903	12.7	1.4	NO		NO	bb
3	3 180525M1_4	Standard	12.500	4.89	3357.152	3516.077	11.935	11.7	-6.2	NO		NO	bb
4	4 180525M1_5	Standard	12.500	4.89	3649.021	3592.315	12.697	12.5	-0.2	NO		NO	bb
5	5 180525M1_6	Standard	12.500	4.89	3717.998	3563.067	13.044	12.8	2.5	NO		NO	bb
6	6 180525M1_7	Standard	12.500	4.89	3683.319	3745.415	12.293	12.1	-3.4	NO		NO	bb
7	7 180525M1_8	Standard	12.500	4.89	3352.026	3255.927	12.869	12.6	1.2	NO		NO	bb
8	8 180525M1_9	Standard	12.500	4.89	3554.527	3293.597	13.490	13.3	6.1	NO		NO	bb
9	9 180525M1_10	Standard	12.500	4.89	3172.820	3063.430	12.946	12.7	1.8	NO		NO	bb
10	10 180525M1_11	Standard	12.500	4.89	3069.990	3167.278	12.116	11.9	-4.7	NO		NO	bb

Compound name: 13C2-PFDA

Response Factor: 1.17539

RRF SD: 0.0887232, Relative SD: 7.54841

Response type: Internal Std (Ref 66), Area * (IS Conc. / IS Area)

Curve type: RF

	# Name	Type	Std. Conc	RT	Area	IS Area	Response	Conc.	%Dev	Conc. Flag	CoD	CoD Flag	x=excluded
1	1 180525M1_2	Standard	12.500	5.19	28062.512	23505.023	14.924	12.7	1.6	NO		NO	bb
2	2 180525M1_3	Standard	12.500	5.19	30175.443	23314.352	16.179	13.8	10.1	NO		NO	bb
3	3 180525M1_4	Standard	12.500	5.19	26087.115	24553.916	13.281	11.3	-9.6	NO		NO	bb
4	4 180525M1_5	Standard	12.500	5.19	27283.352	22993.537	14.832	12.6	1.0	NO		NO	bb
5	5 180525M1_6	Standard	12.500	5.19	27886.818	21519.400	16.199	13.8	10.3	NO		NO	bb
6	6 180525M1_7	Standard	12.500	5.19	29149.025	24359.586	14.958	12.7	1.8	NO		NO	bb
7	7 180525M1_8	Standard	12.500	5.19	23700.508	21845.480	13.561	11.5	-7.7	NO		NO	bb
8	8 180525M1_9	Standard	12.500	5.19	22758.154	21771.756	13.066	11.1	-11.1	NO		NO	bb
9	9 180525M1_10	Standard	12.500	5.19	23407.189	18996.893	15.402	13.1	4.8	NO		NO	bb
10	10 180525M1_11	Standard	12.500	5.19	22616.637	19466.566	14.523	12.4	-1.2	NO		NO	bb

Dataset: F:\Projects\PFAS.PRO\Results\180525M1\180525M1-CRV_B.qld

Last Altered: Saturday, May 26, 2018 15:24:47 Pacific Daylight Time

Printed: Saturday, May 26, 2018 15:29:58 Pacific Daylight Time

Compound name: 13C2-8:2 FTS

Response Factor: 0.245345

RRF SD: 0.0464945, Relative SD: 18.9506

Response type: Internal Std (Ref 61), Area * (IS Conc. / IS Area)

Curve type: RF

#	Name	Type	Std. Conc	RT	Area	IS Area	Response	Conc.	%Dev	Conc. Flag	CoD	CoD Flag	x=excluded
1	1 180525M1_2	Standard	12.500	5.16	3961.187	15905.675	3.113	12.7	1.5	NO		NO	bb
2	2 180525M1_3	Standard	12.500	5.16	3935.213	17329.475	2.839	11.6	-7.4	NO		NO	bb
3	3 180525M1_4	Standard	12.500	5.16	3598.491	17102.916	2.630	10.7	-14.2	NO		NO	bb
4	4 180525M1_5	Standard	12.500	5.16	3629.668	17608.117	2.577	10.5	-16.0	NO		NO	bb
5	5 180525M1_6	Standard	12.500	5.16	3605.245	16550.535	2.723	11.1	-11.2	NO		NO	bb
6	6 180525M1_7	Standard	12.500	5.16	3953.403	17190.041	2.875	11.7	-6.3	NO		NO	bb
7	7 180525M1_8	Standard	12.500	5.16	3584.082	15751.524	2.844	11.6	-7.3	NO		NO	bb
8	8 180525M1_9	Standard	12.500	5.16	4657.303	16018.915	3.634	14.8	18.5	NO		NO	bb
9	9 180525M1_10	Standard	12.500	5.16	5169.459	14797.204	4.367	17.8	42.4	NO		NO	bb
10	10 180525M1_11	Standard	12.500	5.16	8139.980	13573.136	7.496	30.6	144.4	NO		NO	bbX

Compound name: d3-N-MeFOSAA

Response Factor: 0.201555

RRF SD: 0.0278264, Relative SD: 13.8059

Response type: Internal Std (Ref 67), Area * (IS Conc. / IS Area)

Curve type: RF

#	Name	Type	Std. Conc	RT	Area	IS Area	Response	Conc.	%Dev	Conc. Flag	CoD	CoD Flag	x=excluded
1	1 180525M1_2	Standard	12.500	5.34	5001.719	24750.756	2.526	12.5	0.3	NO		NO	bb
2	2 180525M1_3	Standard	12.500	5.34	4370.162	26435.426	2.066	10.3	-18.0	NO		NO	bb
3	3 180525M1_4	Standard	12.500	5.34	4404.925	24884.332	2.213	11.0	-12.2	NO		NO	bb
4	4 180525M1_5	Standard	12.500	5.34	4803.831	24595.039	2.441	12.1	-3.1	NO		NO	bb
5	5 180525M1_6	Standard	12.500	5.34	4789.028	24763.268	2.417	12.0	-4.0	NO		NO	bb
6	6 180525M1_7	Standard	12.500	5.34	5138.163	26478.557	2.426	12.0	-3.7	NO		NO	bb
7	7 180525M1_8	Standard	12.500	5.34	4673.313	23235.482	2.514	12.5	-0.2	NO		NO	bb
8	8 180525M1_9	Standard	12.500	5.34	4792.203	22482.955	2.664	13.2	5.8	NO		NO	bb
9	9 180525M1_10	Standard	12.500	5.34	4433.436	21774.287	2.545	12.6	1.0	NO		NO	bb
10	10 180525M1_11	Standard	12.500	5.34	4775.403	17654.514	3.381	16.8	34.2	NO		NO	bb

Dataset: F:\Projects\PFAS.PRO\Results\180525M1\18025M1-CRV_B.qld

Last Altered: Saturday, May 26, 2018 15:24:47 Pacific Daylight Time

Printed: Saturday, May 26, 2018 15:29:58 Pacific Daylight Time

Compound name: d5-N-EtFOSAA

Response Factor: 0.242306

RRF SD: 0.00865525, Relative SD: 3.57203

Response type: Internal Std (Ref 67), Area * (IS Conc. / IS Area)

Curve type: RF

	# Name	Type	Std. Conc	RT	Area	IS Area	Response	Conc.	%Dev	Conc. Flag	CoD	CoD Flag	x=excluded
1	1 180525M1_2	Standard	12.500	5.50	6024.138	24750.756	3.042	12.6	0.4	NO		NO	bb
2	2 180525M1_3	Standard	12.500	5.50	6105.688	26435.426	2.887	11.9	-4.7	NO		NO	bb
3	3 180525M1_4	Standard	12.500	5.50	6070.057	24884.332	3.049	12.6	0.7	NO		NO	bb
4	4 180525M1_5	Standard	12.500	5.50	6128.344	24595.039	3.115	12.9	2.8	NO		NO	bb
5	5 180525M1_6	Standard	12.500	5.50	5918.756	24763.268	2.988	12.3	-1.4	NO		NO	bb
6	6 180525M1_7	Standard	12.500	5.50	6151.505	26478.557	2.904	12.0	-4.1	NO		NO	bb
7	7 180525M1_8	Standard	12.500	5.50	5472.128	23235.482	2.944	12.1	-2.8	NO		NO	bb
8	8 180525M1_9	Standard	12.500	5.50	5695.064	22482.955	3.166	13.1	4.5	NO		NO	bb
9	9 180525M1_10	Standard	12.500	5.50	5200.478	21774.287	2.985	12.3	-1.4	NO		NO	bb
10	10 180525M1_11	Standard	12.500	5.50	4530.494	17654.514	3.208	13.2	5.9	NO		NO	bb

Compound name: 13C2-PFUdA

Response Factor: 1.06161

RRF SD: 0.0857833, Relative SD: 8.0805

Response type: Internal Std (Ref 67), Area * (IS Conc. / IS Area)

Curve type: RF

	# Name	Type	Std. Conc	RT	Area	IS Area	Response	Conc.	%Dev	Conc. Flag	CoD	CoD Flag	x=excluded
1	1 180525M1_2	Standard	12.500	5.52	29008.850	24750.756	14.650	13.8	10.4	NO		NO	bb
2	2 180525M1_3	Standard	12.500	5.52	26964.682	26435.426	12.750	12.0	-3.9	NO		NO	bb
3	3 180525M1_4	Standard	12.500	5.52	25085.207	24884.332	12.601	11.9	-5.0	NO		NO	bb
4	4 180525M1_5	Standard	12.500	5.52	26484.002	24595.039	13.460	12.7	1.4	NO		NO	bb
5	5 180525M1_6	Standard	12.500	5.52	26147.830	24763.268	13.199	12.4	-0.5	NO		NO	bb
6	6 180525M1_7	Standard	12.500	5.52	26735.160	26478.557	12.621	11.9	-4.9	NO		NO	bb
7	7 180525M1_8	Standard	12.500	5.52	22710.441	23235.482	12.218	11.5	-7.9	NO		NO	bb
8	8 180525M1_9	Standard	12.500	5.53	22101.438	22482.955	12.288	11.6	-7.4	NO		NO	bb
9	9 180525M1_10	Standard	12.500	5.52	23285.998	21774.287	13.368	12.6	0.7	NO		NO	bb
10	10 180525M1_11	Standard	12.500	5.53	21956.740	17654.514	15.546	14.6	17.2	NO		NO	bb

Dataset: F:\Projects\PFAS.PRO\Results\180525M1\18025M1-CRV_B.qld

Last Altered: Saturday, May 26, 2018 15:24:47 Pacific Daylight Time

Printed: Saturday, May 26, 2018 15:29:58 Pacific Daylight Time

Compound name: 13C2-PFDoA

Response Factor: 1.04754

RRF SD: 0.0415997, Relative SD: 3.97118

Response type: Internal Std (Ref 66), Area * (IS Conc. / IS Area)

Curve type: RF

#	Name	Type	Std. Conc	RT	Area	IS Area	Response	Conc.	%Dev	Conc. Flag	CoD	CoD Flag	x=excluded
1	1 180525M1_2	Standard	12.500	5.81	24180.896	23505.023	12.859	12.3	-1.8	NO		NO	bb
2	2 180525M1_3	Standard	12.500	5.81	24479.039	23314.352	13.124	12.5	0.2	NO		NO	bb
3	3 180525M1_4	Standard	12.500	5.81	25931.990	24553.916	13.202	12.6	0.8	NO		NO	bb
4	4 180525M1_5	Standard	12.500	5.81	23273.377	22993.537	12.652	12.1	-3.4	NO		NO	bb
5	5 180525M1_6	Standard	12.500	5.81	22566.965	21519.400	13.109	12.5	0.1	NO		NO	bb
6	6 180525M1_7	Standard	12.500	5.81	26918.484	24359.586	13.813	13.2	5.5	NO		NO	bb
7	7 180525M1_8	Standard	12.500	5.81	22451.469	21845.480	12.847	12.3	-1.9	NO		NO	bb
8	8 180525M1_9	Standard	12.500	5.81	21516.758	21771.756	12.354	11.8	-5.7	NO		NO	bb
9	9 180525M1_10	Standard	12.500	5.81	21420.742	18996.893	14.095	13.5	7.6	NO		NO	bb
10	10 180525M1_11	Standard	12.500	5.81	20071.031	19466.566	12.888	12.3	-1.6	NO		NO	bb

Compound name: d3-N-MeFOSA

Response Factor: 0.0579424

RRF SD: 0.00703392, Relative SD: 12.1395

Response type: Internal Std (Ref 67), Area * (IS Conc. / IS Area)

Curve type: RF

#	Name	Type	Std. Conc	RT	Area	IS Area	Response	Conc.	%Dev	Conc. Flag	CoD	CoD Flag	x=excluded
1	1 180525M1_2	Standard	150.000	5.99	15756.186	24750.756	7.957	137.3	-8.4	NO		NO	bb
2	2 180525M1_3	Standard	150.000	6.00	16953.250	26435.426	8.016	138.4	-7.8	NO		NO	bb
3	3 180525M1_4	Standard	150.000	5.99	16371.814	24884.332	8.224	141.9	-5.4	NO		NO	bb
4	4 180525M1_5	Standard	150.000	5.99	16701.799	24595.039	8.488	146.5	-2.3	NO		NO	bb
5	5 180525M1_6	Standard	150.000	6.00	16485.258	24763.268	8.321	143.6	-4.3	NO		NO	bb
6	6 180525M1_7	Standard	150.000	6.00	17070.652	26478.557	8.059	139.1	-7.3	NO		NO	bb
7	7 180525M1_8	Standard	150.000	6.00	15662.938	23235.482	8.426	145.4	-3.1	NO		NO	bb
8	8 180525M1_9	Standard	150.000	6.00	16432.461	22482.955	9.136	157.7	5.1	NO		NO	bb
9	9 180525M1_10	Standard	150.000	6.00	15283.149	21774.287	8.774	151.4	0.9	NO		NO	bb
10	10 180525M1_11	Standard	150.000	6.00	16258.348	17654.514	11.511	198.7	32.4	NO		NO	bb

Dataset: F:\Projects\PFAS.PRO\Results\180525M1\18025M1-CRV_B.qld

Last Altered: Saturday, May 26, 2018 15:24:47 Pacific Daylight Time

Printed: Saturday, May 26, 2018 15:29:58 Pacific Daylight Time

Compound name: 13C2-PFTeDA

Response Factor: 0.871056

RRF SD: 0.0767295, Relative SD: 8.80879

Response type: Internal Std (Ref 67), Area * (IS Conc. / IS Area)

Curve type: RF

	# Name	Type	Std. Conc	RT	Area	IS Area	Response	Conc.	%Dev	Conc. Flag	CoD	CoD Flag	x=excluded
1	1 180525M1_2	Standard	12.500	6.28	22380.627	24750.756	11.303	13.0	3.8	NO		NO	bb
2	2 180525M1_3	Standard	12.500	6.29	22295.170	26435.426	10.542	12.1	-3.2	NO		NO	bb
3	3 180525M1_4	Standard	12.500	6.28	20526.332	24884.332	10.311	11.8	-5.3	NO		NO	bb
4	4 180525M1_5	Standard	12.500	6.28	19124.049	24595.039	9.719	11.2	-10.7	NO		NO	bb
5	5 180525M1_6	Standard	12.500	6.29	21131.742	24763.268	10.667	12.2	-2.0	NO		NO	bb
6	6 180525M1_7	Standard	12.500	6.29	22347.752	26478.557	10.550	12.1	-3.1	NO		NO	bb
7	7 180525M1_8	Standard	12.500	6.29	20542.189	23235.482	11.051	12.7	1.5	NO		NO	bb
8	8 180525M1_9	Standard	12.500	6.29	21021.625	22482.955	11.688	13.4	7.3	NO		NO	bb
9	9 180525M1_10	Standard	12.500	6.29	17421.400	21774.287	10.001	11.5	-8.1	NO		NO	bb
10	10 180525M1_11	Standard	12.500	6.29	18431.004	17654.514	13.050	15.0	19.9	NO		NO	bb

Compound name: d5-N-ETFOSA

Response Factor: 0.0731809

RRF SD: 0.00418355, Relative SD: 5.71673

Response type: Internal Std (Ref 67), Area * (IS Conc. / IS Area)

Curve type: RF

	# Name	Type	Std. Conc	RT	Area	IS Area	Response	Conc.	%Dev	Conc. Flag	CoD	CoD Flag	x=excluded
1	1 180525M1_2	Standard	150.000	6.39	20816.029	24750.756	10.513	143.7	-4.2	NO		NO	bb
2	2 180525M1_3	Standard	150.000	6.40	22311.912	26435.426	10.550	144.2	-3.9	NO		NO	bb
3	3 180525M1_4	Standard	150.000	6.40	21404.875	24884.332	10.752	146.9	-2.0	NO		NO	bb
4	4 180525M1_5	Standard	150.000	6.40	22378.498	24595.039	11.373	155.4	3.6	NO		NO	bb
5	5 180525M1_6	Standard	150.000	6.40	21458.555	24763.268	10.832	148.0	-1.3	NO		NO	bb
6	6 180525M1_7	Standard	150.000	6.40	22587.791	26478.557	10.663	145.7	-2.9	NO		NO	bb
7	7 180525M1_8	Standard	150.000	6.40	19822.736	23235.482	10.664	145.7	-2.9	NO		NO	bb
8	8 180525M1_9	Standard	150.000	6.40	20422.885	22482.955	11.355	155.2	3.4	NO		NO	bb
9	9 180525M1_10	Standard	150.000	6.40	18369.064	21774.287	10.545	144.1	-3.9	NO		NO	bb
10	10 180525M1_11	Standard	150.000	6.40	17687.977	17654.514	12.524	171.1	14.1	NO		NO	bb

Dataset: F:\Projects\PFAS.PRO\Results\180525M1\18025M1-CRV_B.qld

Last Altered: Saturday, May 26, 2018 15:24:47 Pacific Daylight Time
 Printed: Saturday, May 26, 2018 15:29:58 Pacific Daylight Time

Compound name: 13C2-PFHxDA

Response Factor: 1.23219
 RRF SD: 0.155438, Relative SD: 12.6148
 Response type: Internal Std (Ref 67), Area * (IS Conc. / IS Area)
 Curve type: RF

#	Name	Type	Std. Conc	RT	Area	IS Area	Response	Conc.	%Dev	Conc. Flag	CoD	CoD Flag	x=excluded
1	1 180525M1_2	Standard	5.000	6.61	10923.178	24750.756	5.517	4.5	-10.5	NO		NO	bb
2	2 180525M1_3	Standard	5.000	6.61	12051.100	26435.426	5.698	4.6	-7.5	NO		NO	bb
3	3 180525M1_4	Standard	5.000	6.61	11511.481	24884.332	5.782	4.7	-6.1	NO		NO	bb
4	4 180525M1_5	Standard	5.000	6.61	11609.092	24595.039	5.900	4.8	-4.2	NO		NO	bb
5	5 180525M1_6	Standard	5.000	6.61	11604.964	24763.268	5.858	4.8	-4.9	NO		NO	bb
6	6 180525M1_7	Standard	5.000	6.61	12651.160	26478.557	5.972	4.8	-3.1	NO		NO	bb
7	7 180525M1_8	Standard	5.000	6.61	11019.908	23235.482	5.928	4.8	-3.8	NO		NO	bb
8	8 180525M1_9	Standard	5.000	6.61	11510.938	22482.955	6.400	5.2	3.9	NO		NO	bb
9	9 180525M1_10	Standard	5.000	6.61	10992.019	21774.287	6.310	5.1	2.4	NO		NO	bb
10	10 180525M1_11	Standard	5.000	6.61	11642.104	17654.514	8.243	6.7	33.8	NO		NO	bb

Compound name: d7-N-MeFOSE

Response Factor: 0.0394899
 RRF SD: 0.00576399, Relative SD: 14.5961
 Response type: Internal Std (Ref 67), Area * (IS Conc. / IS Area)
 Curve type: RF

#	Name	Type	Std. Conc	RT	Area	IS Area	Response	Conc.	%Dev	Conc. Flag	CoD	CoD Flag	x=excluded
1	1 180525M1_2	Standard	150.000	6.53	10953.221	24750.756	5.532	140.1	-6.6	NO		NO	bb
2	2 180525M1_3	Standard	150.000	6.53	11660.420	26435.426	5.514	139.6	-6.9	NO		NO	bb
3	3 180525M1_4	Standard	150.000	6.53	10458.042	24884.332	5.253	133.0	-11.3	NO		NO	bb
4	4 180525M1_5	Standard	150.000	6.53	10990.667	24595.039	5.586	141.4	-5.7	NO		NO	bb
5	5 180525M1_6	Standard	150.000	6.53	11135.397	24763.268	5.621	142.3	-5.1	NO		NO	bb
6	6 180525M1_7	Standard	150.000	6.53	11120.639	26478.557	5.250	132.9	-11.4	NO		NO	bb
7	7 180525M1_8	Standard	150.000	6.53	10724.471	23235.482	5.769	146.1	-2.6	NO		NO	bd
8	8 180525M1_9	Standard	150.000	6.53	11254.921	22482.955	6.257	158.5	5.6	NO		NO	bb
9	9 180525M1_10	Standard	150.000	6.53	10950.190	21774.287	6.286	159.2	6.1	NO		NO	bb
10	10 180525M1_11	Standard	150.000	6.53	11534.023	17654.514	8.166	206.8	37.9	NO		NO	bb

Dataset: F:\Projects\PFAS.PRO\Results\180525M1\18025M1-CRV_B.qld

Last Altered: Saturday, May 26, 2018 15:24:47 Pacific Daylight Time

Printed: Saturday, May 26, 2018 15:29:58 Pacific Daylight Time

Compound name: d9-N-EtFOSE

Response Factor: 0.0369863

RRF SD: 0.00446287, Relative SD: 12.0663

Response type: Internal Std (Ref 67), Area * (IS Conc. / IS Area)

Curve type: RF

#	Name	Type	Std. Conc	RT	Area	IS Area	Response	Conc.	%Dev	Conc. Flag	CoD	CoD Flag	x=excluded
1	1 180525M1_2	Standard	150.000	6.67	10262.747	24750.756	5.183	140.1	-6.6	NO		NO	bb
2	2 180525M1_3	Standard	150.000	6.68	10759.165	26435.426	5.087	137.6	-8.3	NO		NO	bb
3	3 180525M1_4	Standard	150.000	6.68	10255.037	24884.332	5.151	139.3	-7.1	NO		NO	bb
4	4 180525M1_5	Standard	150.000	6.67	10760.517	24595.039	5.469	147.9	-1.4	NO		NO	bb
5	5 180525M1_6	Standard	150.000	6.68	10585.061	24763.268	5.343	144.5	-3.7	NO		NO	bb
6	6 180525M1_7	Standard	150.000	6.68	10956.853	26478.557	5.173	139.8	-6.8	NO		NO	MM
7	7 180525M1_8	Standard	150.000	6.68	9920.127	23235.482	5.337	144.3	-3.8	NO		NO	bb
8	8 180525M1_9	Standard	150.000	6.68	10250.587	22482.955	5.699	154.1	2.7	NO		NO	bb
9	9 180525M1_10	Standard	150.000	6.68	9903.098	21774.287	5.685	153.7	2.5	NO		NO	bb
10	10 180525M1_11	Standard	150.000	6.68	10383.963	17654.514	7.352	198.8	32.5	NO		NO	bb

Compound name: 13C4-PFBA

Response Factor: 1

RRF SD: 0, Relative SD: 0

Response type: Internal Std (Ref 60), Area * (IS Conc. / IS Area)

Curve type: RF

#	Name	Type	Std. Conc	RT	Area	IS Area	Response	Conc.	%Dev	Conc. Flag	CoD	CoD Flag	x=excluded
1	1 180525M1_2	Standard	12.500	1.38	10062.644	10062.644	12.500	12.5	0.0	NO		NO	bb
2	2 180525M1_3	Standard	12.500	1.37	9805.926	9805.926	12.500	12.5	0.0	NO		NO	bb
3	3 180525M1_4	Standard	12.500	1.38	10079.501	10079.501	12.500	12.5	0.0	NO		NO	bb
4	4 180525M1_5	Standard	12.500	1.36	10091.007	10091.007	12.500	12.5	0.0	NO		NO	bb
5	5 180525M1_6	Standard	12.500	1.37	10653.826	10653.826	12.500	12.5	0.0	NO		NO	bb
6	6 180525M1_7	Standard	12.500	1.38	9940.324	9940.324	12.500	12.5	0.0	NO		NO	bb
7	7 180525M1_8	Standard	12.500	1.36	9995.220	9995.220	12.500	12.5	0.0	NO		NO	bb
8	8 180525M1_9	Standard	12.500	1.37	9687.418	9687.418	12.500	12.5	0.0	NO		NO	bb
9	9 180525M1_10	Standard	12.500	1.37	9768.164	9768.164	12.500	12.5	0.0	NO		NO	bb
10	10 180525M1_11	Standard	12.500	1.38	9327.350	9327.350	12.500	12.5	0.0	NO		NO	bb

Dataset: F:\Projects\PFAS.PRO\Results\180525M1\18025M1-CRV_B.qld

Last Altered: Saturday, May 26, 2018 15:24:47 Pacific Daylight Time

Printed: Saturday, May 26, 2018 15:29:58 Pacific Daylight Time

Compound name: 13C5-PFHxA

Response Factor: 1

RRF SD: 0, Relative SD: 0

Response type: Internal Std (Ref 61), Area * (IS Conc. / IS Area)

Curve type: RF

#	Name	Type	Std. Conc	RT	Area	IS Area	Response	Conc.	%Dev	Conc. Flag	CoD	CoD Flag	x=excluded
1	1 180525M1_2	Standard	12.500	3.17	15905.675	15905.675	12.500	12.5	0.0	NO		NO	bb
2	2 180525M1_3	Standard	12.500	3.16	17329.475	17329.475	12.500	12.5	0.0	NO		NO	bb
3	3 180525M1_4	Standard	12.500	3.17	17102.916	17102.916	12.500	12.5	0.0	NO		NO	bb
4	4 180525M1_5	Standard	12.500	3.17	17608.117	17608.117	12.500	12.5	0.0	NO		NO	bb
5	5 180525M1_6	Standard	12.500	3.17	16550.535	16550.535	12.500	12.5	0.0	NO		NO	bb
6	6 180525M1_7	Standard	12.500	3.17	17190.041	17190.041	12.500	12.5	0.0	NO		NO	bb
7	7 180525M1_8	Standard	12.500	3.17	15751.524	15751.524	12.500	12.5	0.0	NO		NO	bb
8	8 180525M1_9	Standard	12.500	3.17	16018.915	16018.915	12.500	12.5	0.0	NO		NO	bb
9	9 180525M1_10	Standard	12.500	3.17	14797.204	14797.204	12.500	12.5	0.0	NO		NO	bb
10	10 180525M1_11	Standard	12.500	3.17	13573.136	13573.136	12.500	12.5	0.0	NO		NO	bb

Compound name: 13C3-PFHxS

Response Factor: 1

RRF SD: 0, Relative SD: 0

Response type: Internal Std (Ref 62), Area * (IS Conc. / IS Area)

Curve type: RF

#	Name	Type	Std. Conc	RT	Area	IS Area	Response	Conc.	%Dev	Conc. Flag	CoD	CoD Flag	x=excluded
1	1 180525M1_2	Standard	12.500	3.97	3241.788	3241.788	12.500	12.5	0.0	NO		NO	bb
2	2 180525M1_3	Standard	12.500	3.97	3399.684	3399.684	12.500	12.5	0.0	NO		NO	bb
3	3 180525M1_4	Standard	12.500	3.97	3189.952	3189.952	12.500	12.5	0.0	NO		NO	bb
4	4 180525M1_5	Standard	12.500	3.97	3388.663	3388.663	12.500	12.5	0.0	NO		NO	bb
5	5 180525M1_6	Standard	12.500	3.97	3410.313	3410.313	12.500	12.5	0.0	NO		NO	bb
6	6 180525M1_7	Standard	12.500	3.97	3612.942	3612.942	12.500	12.5	0.0	NO		NO	bb
7	7 180525M1_8	Standard	12.500	3.97	3001.335	3001.335	12.500	12.5	0.0	NO		NO	bb
8	8 180525M1_9	Standard	12.500	3.97	3122.552	3122.552	12.500	12.5	0.0	NO		NO	bb
9	9 180525M1_10	Standard	12.500	3.97	2805.622	2805.622	12.500	12.5	0.0	NO		NO	bb
10	10 180525M1_11	Standard	12.500	3.97	2623.864	2623.864	12.500	12.5	0.0	NO		NO	bb

Dataset: F:\Projects\PFAS.PRO\Results\180525M1\18025M1-CRV_B.qld

Last Altered: Saturday, May 26, 2018 15:24:47 Pacific Daylight Time
 Printed: Saturday, May 26, 2018 15:29:58 Pacific Daylight Time

Compound name: 13C8-PFOA

Response Factor: 1
 RRF SD: 0, Relative SD: 0
 Response type: Internal Std (Ref 63), Area * (IS Conc. / IS Area)
 Curve type: RF

#	Name	Type	Std. Conc	RT	Area	IS Area	Response	Conc.	%Dev	Conc. Flag	CoD	CoD Flag	x=excluded
1	1 180525M1_2	Standard	12.500	4.35	17992.291	17992.291	12.500	12.5	0.0	NO		NO	bb
2	2 180525M1_3	Standard	12.500	4.35	20321.750	20321.750	12.500	12.5	0.0	NO		NO	bb
3	3 180525M1_4	Standard	12.500	4.35	17498.781	17498.781	12.500	12.5	0.0	NO		NO	bb
4	4 180525M1_5	Standard	12.500	4.35	17918.529	17918.529	12.500	12.5	0.0	NO		NO	bb
5	5 180525M1_6	Standard	12.500	4.35	17135.963	17135.963	12.500	12.5	0.0	NO		NO	bb
6	6 180525M1_7	Standard	12.500	4.35	19970.516	19970.516	12.500	12.5	0.0	NO		NO	bb
7	7 180525M1_8	Standard	12.500	4.35	17066.123	17066.123	12.500	12.5	0.0	NO		NO	bb
8	8 180525M1_9	Standard	12.500	4.35	15258.169	15258.169	12.500	12.5	0.0	NO		NO	bb
9	9 180525M1_10	Standard	12.500	4.35	15011.042	15011.042	12.500	12.5	0.0	NO		NO	bb
10	10 180525M1_11	Standard	12.500	4.36	15364.797	15364.797	12.500	12.5	0.0	NO		NO	bb

Compound name: 13C9-PFNA

Response Factor: 1
 RRF SD: 0, Relative SD: 0
 Response type: Internal Std (Ref 64), Area * (IS Conc. / IS Area)
 Curve type: RF

#	Name	Type	Std. Conc	RT	Area	IS Area	Response	Conc.	%Dev	Conc. Flag	CoD	CoD Flag	x=excluded
1	1 180525M1_2	Standard	12.500	4.80	21928.744	21928.744	12.500	12.5	0.0	NO		NO	bb
2	2 180525M1_3	Standard	12.500	4.80	21265.979	21265.979	12.500	12.5	0.0	NO		NO	bb
3	3 180525M1_4	Standard	12.500	4.80	19281.904	19281.904	12.500	12.5	0.0	NO		NO	bb
4	4 180525M1_5	Standard	12.500	4.80	21314.010	21314.010	12.500	12.5	0.0	NO		NO	bb
5	5 180525M1_6	Standard	12.500	4.81	22187.436	22187.436	12.500	12.5	0.0	NO		NO	bb
6	6 180525M1_7	Standard	12.500	4.80	21529.596	21529.596	12.500	12.5	0.0	NO		NO	bb
7	7 180525M1_8	Standard	12.500	4.80	20929.791	20929.791	12.500	12.5	0.0	NO		NO	bb
8	8 180525M1_9	Standard	12.500	4.80	19702.150	19702.150	12.500	12.5	0.0	NO		NO	bb
9	9 180525M1_10	Standard	12.500	4.80	17073.078	17073.078	12.500	12.5	0.0	NO		NO	bb
10	10 180525M1_11	Standard	12.500	4.80	17519.922	17519.922	12.500	12.5	0.0	NO		NO	bb

Dataset: F:\Projects\PFAS.PRO\Results\180525M1\18025M1-CRV_B.qld

Last Altered: Saturday, May 26, 2018 15:24:47 Pacific Daylight Time
 Printed: Saturday, May 26, 2018 15:29:58 Pacific Daylight Time

Compound name: 13C4-PFOS

Response Factor: 1
 RRF SD: 0, Relative SD: 0
 Response type: Internal Std (Ref 65), Area * (IS Conc. / IS Area)
 Curve type: RF

	# Name	Type	Std. Conc	RT	Area	IS Area	Response	Conc.	%Dev	Conc. Flag	CoD	CoD Flag	x=excluded
1	1 180525M1_2	Standard	12.500	4.88	3597.208	3597.208	12.500	12.5	0.0	NO		NO	bb
2	2 180525M1_3	Standard	12.500	4.89	3616.570	3616.570	12.500	12.5	0.0	NO		NO	bb
3	3 180525M1_4	Standard	12.500	4.89	3516.077	3516.077	12.500	12.5	0.0	NO		NO	bb
4	4 180525M1_5	Standard	12.500	4.89	3592.315	3592.315	12.500	12.5	0.0	NO		NO	bb
5	5 180525M1_6	Standard	12.500	4.89	3563.067	3563.067	12.500	12.5	0.0	NO		NO	bb
6	6 180525M1_7	Standard	12.500	4.89	3745.415	3745.415	12.500	12.5	0.0	NO		NO	bb
7	7 180525M1_8	Standard	12.500	4.89	3255.927	3255.927	12.500	12.5	0.0	NO		NO	bb
8	8 180525M1_9	Standard	12.500	4.89	3293.597	3293.597	12.500	12.5	0.0	NO		NO	bb
9	9 180525M1_10	Standard	12.500	4.89	3063.430	3063.430	12.500	12.5	0.0	NO		NO	bb
10	10 180525M1_11	Standard	12.500	4.89	3167.278	3167.278	12.500	12.5	0.0	NO		NO	bb

Compound name: 13C6-PFDA

Response Factor: 1
 RRF SD: 0, Relative SD: 0
 Response type: Internal Std (Ref 66), Area * (IS Conc. / IS Area)
 Curve type: RF

	# Name	Type	Std. Conc	RT	Area	IS Area	Response	Conc.	%Dev	Conc. Flag	CoD	CoD Flag	x=excluded
1	1 180525M1_2	Standard	12.500	5.19	23505.023	23505.023	12.500	12.5	0.0	NO		NO	bb
2	2 180525M1_3	Standard	12.500	5.19	23314.352	23314.352	12.500	12.5	0.0	NO		NO	bb
3	3 180525M1_4	Standard	12.500	5.19	24553.916	24553.916	12.500	12.5	0.0	NO		NO	bb
4	4 180525M1_5	Standard	12.500	5.19	22993.537	22993.537	12.500	12.5	0.0	NO		NO	bb
5	5 180525M1_6	Standard	12.500	5.19	21519.400	21519.400	12.500	12.5	0.0	NO		NO	bb
6	6 180525M1_7	Standard	12.500	5.19	24359.586	24359.586	12.500	12.5	0.0	NO		NO	bb
7	7 180525M1_8	Standard	12.500	5.19	21845.480	21845.480	12.500	12.5	0.0	NO		NO	bb
8	8 180525M1_9	Standard	12.500	5.19	21771.756	21771.756	12.500	12.5	0.0	NO		NO	bb
9	9 180525M1_10	Standard	12.500	5.19	18996.893	18996.893	12.500	12.5	0.0	NO		NO	bb
10	10 180525M1_11	Standard	12.500	5.19	19466.566	19466.566	12.500	12.5	0.0	NO		NO	bb

Dataset: F:\Projects\PFAS.PRO\Results\180525M1\18025M1-CRV_B.qld

Last Altered: Saturday, May 26, 2018 15:24:47 Pacific Daylight Time
 Printed: Saturday, May 26, 2018 15:29:58 Pacific Daylight Time

Compound name: 13C7-PFUdA

Response Factor: 1

RRF SD: 0, Relative SD: 0

Response type: Internal Std (Ref 67), Area * (IS Conc. / IS Area)

Curve type: RF

	# Name	Type	Std. Conc	RT	Area	IS Area	Response	Conc.	%Dev.	Conc. Flag	CoD	CoD Flag	x=excluded
1	1 180525M1_2	Standard	12.500	5.52	24750.756	24750.756	12.500	12.5	0.0	NO		NO	bb
2	2 180525M1_3	Standard	12.500	5.52	26435.426	26435.426	12.500	12.5	0.0	NO		NO	bb
3	3 180525M1_4	Standard	12.500	5.52	24884.332	24884.332	12.500	12.5	0.0	NO		NO	bb
4	4 180525M1_5	Standard	12.500	5.52	24595.039	24595.039	12.500	12.5	0.0	NO		NO	bb
5	5 180525M1_6	Standard	12.500	5.52	24763.268	24763.268	12.500	12.5	0.0	NO		NO	bb
6	6 180525M1_7	Standard	12.500	5.52	26478.557	26478.557	12.500	12.5	0.0	NO		NO	bb
7	7 180525M1_8	Standard	12.500	5.52	23235.482	23235.482	12.500	12.5	0.0	NO		NO	bb
8	8 180525M1_9	Standard	12.500	5.52	22482.955	22482.955	12.500	12.5	0.0	NO		NO	bb
9	9 180525M1_10	Standard	12.500	5.52	21774.287	21774.287	12.500	12.5	0.0	NO		NO	bb
10	10 180525M1_11	Standard	12.500	5.52	17654.514	17654.514	12.500	12.5	0.0	NO		NO	bb

Dataset: F:\Projects\PFAS.PRO\Results\180525M1\18025M1-CRV_B.qld

Last Altered: Saturday, May 26, 2018 15:24:47 Pacific Daylight Time

Printed: Saturday, May 26, 2018 15:30:42 Pacific Daylight Time

Method: F:\Projects\PFAS.PRO\MethDB\PFAS_FULL_80C_052518.mdb 26 May 2018 13:03:04

Calibration: F:\Projects\PFAS.PRO\CurveDB\C18_VAL-PFAS_Q4_05-25-18.cdb 26 May 2018 15:24:47

Name: 180525M1_2, Date: 25-May-2018, Time: 14:53:24, ID: ST180525M1-1 PFC CS-2 18E2202, Description: PFC CS-2 18E2202

#	Name	IS#	CoD	CoD Flag	%RSD
1	1 PFBA	36	1.0000	NO	
2	2 PFPeA	37	0.9999	NO	
3	3 PFBS	38	0.9994	NO	
4	4 4:2 FTS	39	0.9997	NO	
5	5 PFHxA	40	0.9996	NO	
6	6 PFPeS	38	0.9996	NO	
7	7 PFHpA	41	0.9996	NO	
8	8 L-PFHxS	42	0.9997	NO	
9	10 6:2 FTS	43	0.9992	NO	
10	11 L-PFOA	44	0.9978	NO	
11	13 PFHpS	44	0.9992	NO	
12	14 PFNA	45	0.9999	NO	
13	15 PFOSA	46	0.9997	NO	
14	16 L-PFOS	47	0.9997	NO	
15	18 PFDA	48	0.9967	NO	
16	19 8:2 FTS	49	0.9998	NO	
17	20 PFNS	47	0.9997	NO	
18	21 L-MeFOSAA	50	0.9996	NO	
19	23 L-EtFOSAA	51	0.9994	NO	

Dataset: F:\Projects\PFAS.PRO\Results\180525M1\18025M1-CRV_B.qld

Last Altered: Saturday, May 26, 2018 15:24:47 Pacific Daylight Time

Printed: Saturday, May 26, 2018 15:30:50 Pacific Daylight Time

Method: F:\Projects\PFAS.PRO\MethDB\PFAS_FULL_80C_052518.mdb 26 May 2018 13:03:04

Calibration: F:\Projects\PFAS.PRO\CurveDB\C18_VAL-PFAS_Q4_05-25-18.cdb 26 May 2018 15:24:47

Name: 180525M1_2, Date: 25-May-2018, Time: 14:53:24, ID: ST180525M1-1 PFC CS-2 18E2202, Description: PFC CS-2 18E2202

#	Name	IS#	CoD	CoD Flag	%RSD
1	25 PFUdA	52	0.9990	NO	
2	26 PFDS	52	0.9989	NO	
3	27 PFDoA	53	0.9958	NO	
4	28 N-MeFOSA	54	0.9998	NO	
5	29 PFTrDA	53	0.9978	NO	
6	30 PFTeDA	55	0.9990	NO	
7	31 N-EtFOSA	56	0.9999	NO	
8	32 PFHxDA	57	0.9999	NO	
9	33 PFODA	57	0.9999	NO	
10	34 N-MeFOSE	58	0.9997	NO	
11	35 N-EtFOSE	59	0.9998	NO	
12	36 13C3-PFBA	60		NO	2.067
13	37 13C3-PFPeA	61		NO	3.989
14	38 13C3-PFBS	61		NO	3.454
15	39 13C2-4:2 FTS	61		NO	11.085
16	40 13C2-PFHxA	61		NO	5.501
17	41 13C4-PFHpA	61		NO	4.180
18	42 18O2-PFHxS	62		NO	4.083
19	43 13C2-6:2 FTS	63		NO	15.264
20	44 13C2-PFOA	63		NO	7.415
21	45 13C5-PFNA	64		NO	3.568
22	46 13C8-PFOSA	67		NO	5.669
23	47 13C8-PFOS	65		NO	3.710
24	48 13C2-PFDA	66		NO	7.548
25	49 13C2-8:2 FTS	61		NO	18.951
26	50 d3-N-MeFOSAA	67		NO	13.806
27	51 d5-N-EtFOSAA	67		NO	3.572
28	52 13C2-PFUdA	67		NO	8.080
29	53 13C2-PFDoA	66		NO	3.971
30	54 d3-N-MeFOSA	67		NO	12.139
31	55 13C2-PFTeDA	67		NO	8.809
32	56 d5-N-ETFOSA	67		NO	5.717

Dataset: F:\Projects\PFAS.PRO\Results\180525M1\18025M1-CRV_B.qld

Last Altered: Saturday, May 26, 2018 15:24:47 Pacific Daylight Time

Printed: Saturday, May 26, 2018 15:30:50 Pacific Daylight Time

Name: 180525M1_2, Date: 25-May-2018, Time: 14:53:24, ID: ST180525M1-1 PFC CS-2 18E2202, Description: PFC CS-2 18E2202

	# Name	IS#	CoD	CoD Flag	%RSD
33	57 13C2-PFHxDA	67		NO	12.615
34	58 d7-N-MeFOSE	67		NO	14.596
35	59 d9-N-EtFOSE	67		NO	12.066
36	60 13C4-PFBA	60		NO	0.000
37	61 13C5-PFHxA	61		NO	0.000
38	62 13C3-PFHxS	62		NO	0.000
39	63 13C8-PFOA	63		NO	0.000
40	64 13C9-PFNA	64		NO	0.000
41	65 13C4-PFOS	65		NO	0.000
42	66 13C6-PFDA	66		NO	0.000
43	67 13C7-PFUdA	67		NO	0.000

Dataset: F:\Projects\PFAS.PRO\Results\180525M1\18025M1-CRV_B.qld

Last Altered: Saturday, May 26, 2018 13:39:00 Pacific Daylight Time

Printed: Saturday, May 26, 2018 13:55:07 Pacific Daylight Time

Method: F:\Projects\PFAS.PRO\MethDB\PFAS_FULL_80C_052518.mdb 26 May 2018 13:23:14

Calibration: F:\Projects\PFAS.PRO\CurveDB\C18_VAL-PFAS_Q4_05-25-18.cdb 26 May 2018 13:39:00

Name: 180525M1_7, Date: 25-May-2018, Time: 15:50:23, ID: ST180525M1-6 PFC CS3 18E2207, Description: PFC CS3 18E2207

	Name	Ion Ratio	Ratio out?
1	PFBA		
2	PFPeA		
3	PFBS	2.463	NO
4	4:2 FTS	1.770	NO
5	PFHxA	336.037	NO
6	PFPeS	1.671	NO
7	PFHpA	28.544	NO
8	L-PFHxS	1.554	NO
9	6:2 FTS	3.110	NO
10	L-PFOA	5.003	NO
11	PFHpS	2.080	NO
12	PFNA	5.751	NO
13	PFOSA	29.191	NO
14	L-PFOS	1.856	NO
15	PFDA	7.214	NO
16	8:2 FTS	2.776	NO
17	PFNS	1.693	NO
18	L-N-MeFOSAA	12.964	NO
19	L-N-EtFOSAA	10.091	NO

Dataset: F:\Projects\PFAS.PRO\Results\180525M1\180525M1-CRV_B.qld

Last Altered: Saturday, May 26, 2018 13:39:00 Pacific Daylight Time

Printed: Saturday, May 26, 2018 13:55:15 Pacific Daylight Time

Method: F:\Projects\PFAS.PRO\MethDB\PFAS_FULL_80C_052518.mdb 26 May 2018 13:23:14

Calibration: F:\Projects\PFAS.PRO\CurveDB\C18_VAL-PFAS_Q4_05-25-18.cdb 26 May 2018 13:39:00

Name: 180525M1_7, Date: 25-May-2018, Time: 15:50:23, ID: ST180525M1-6 PFC CS3 18E2207, Description: PFC CS3 18E2207

	Name	Ion Ratio	Ratio out?
1	PFUdA	15.437	NO
2	PFDS	2.210	NO
3	PFDoA	9.604	NO
4	N-MeFOSA	1.305	NO
5	PFTTrDA	28.019	NO
6	PFTeDA	13.292	NO
7	N-EtFOSA	1.338	NO
8	PFHxDA	42.670	NO
9	PFODA		
10	N-MeFOSE		
11	N-EtFOSE		
12	13C3-PFBA		
13	13C3-PFPeA		
14	13C3-PFBS		
15	13C2-4:2 FTS		
16	13C2-PFHxA		
17	13C4-PFHpA		
18	18O2-PFHxS		
19	13C2-6:2 FTS		
20	13C2-PFOA		
21	13C5-PFNA		
22	13C8-PFOSA		
23	13C8-PFOS		
24	13C2-PFDA		
25	13C2-8:2 FTS		
26	d3-N-MeFOSAA		
27	d5-N-EtFOSAA		
28	13C2-PFUdA		
29	13C2-PFDoA		
30	d3-N-MeFOSA		
31	13C2-PFTeDA		

Dataset: Untitled

Last Altered: Saturday, May 26, 2018 14:26:00 Pacific Daylight Time

Printed: Saturday, May 26, 2018 14:26:16 Pacific Daylight Time

Method: F:\Projects\PFAS.PRO\MethDB\PFAS_FULL_80C_052518.mdb 26 May 2018 14:09:10

Calibration: F:\Projects\PFAS.PRO\CurveDB\C18_VAL-PFAS_Q4_05-25-18.cdb 26 May 2018 14:17:02

Compound name: PFBA

#	Name	ID	Acq.Date	Acq.Time
1	1 180525M1_1	IPA	25-May-18	14:42:00
2	2 180525M1_2	ST180525M1-1 PFC CS-2 18E2202	25-May-18	14:53:24
3	3 180525M1_3	ST180525M1-2 PFC CS-1 18E2203	25-May-18	15:04:47
4	4 180525M1_4	ST180525M1-3 PFC CS0 18E2204	25-May-18	15:16:11
5	5 180525M1_5	ST180525M1-4 PFC CS1 18E2205	25-May-18	15:27:35
6	6 180525M1_6	ST180525M1-5 PFC CS2 18E2206	25-May-18	15:38:59
7	7 180525M1_7	ST180525M1-6 PFC CS3 18E2207	25-May-18	15:50:23
8	8 180525M1_8	ST180525M1-7 PFC CS4 18E2208	25-May-18	16:01:46
9	9 180525M1_9	ST180525M1-8 PFC CS5 18E2209	25-May-18	16:13:10
10	10 180525M1_10	ST180525M1-9 PFC CS6 18E2210	25-May-18	16:24:34
11	11 180525M1_11	ST180525M1-10 PFC CS7 18E2211	25-May-18	16:35:58
12	12 180525M1_12	IPA	25-May-18	16:47:21
13	13 180525M1_13	ICV180525M1-1 PFC 537 ICV 18E1401	25-May-18	16:58:44
14	14 180525M1_14	IPA	25-May-18	17:10:08

Dataset: F:\Projects\PFAS.PRO\Results\180525M1\18025M1-CRV_B.qld

Last Altered: Saturday, May 26, 2018 15:24:47 Pacific Daylight Time

Printed: Saturday, May 26, 2018 15:31:05 Pacific Daylight Time

Method: F:\Projects\PFAS.PRO\MethDB\PFAS_FULL_80C_052518.mdb 26 May 2018 13:03:04

Calibration: F:\Projects\PFAS.PRO\CurveDB\C18_VAL-PFAS_Q4_05-25-18.cdb 26 May 2018 15:24:47

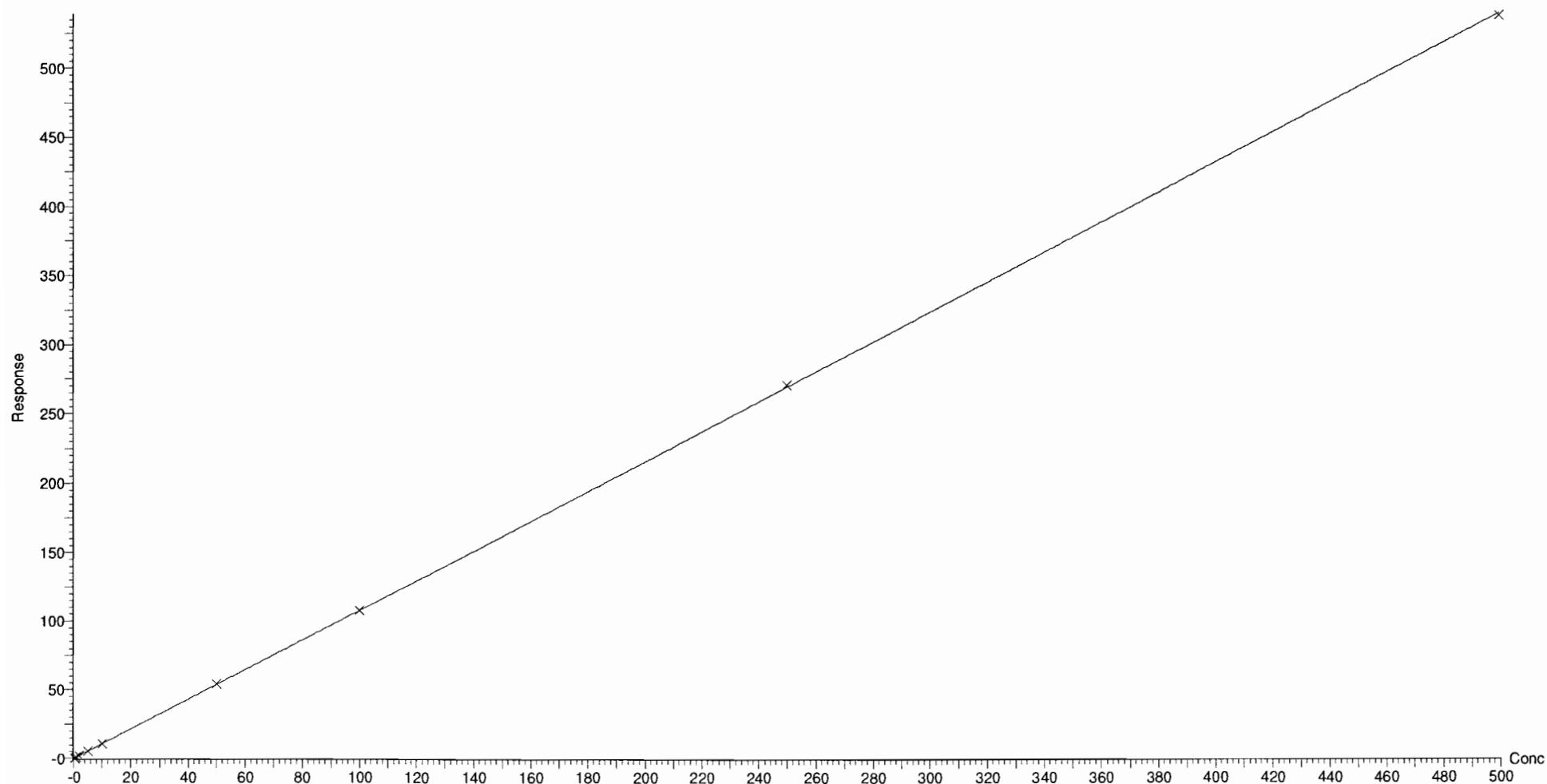
Compound name: PFBA

Correlation coefficient: $r = 0.999981$, $r^2 = 0.999962$

Calibration curve: $1.07822 * x + 0.00264682$

Response type: Internal Std (Ref 36), Area * (IS Conc. / IS Area)

Curve type: Linear, Origin: Include, Weighting: 1/x, Axis trans: None



Dataset: F:\Projects\PFAS.PRO\Results\180525M1\18025M1-CRV_B.qld

Last Altered: Saturday, May 26, 2018 15:24:47 Pacific Daylight Time

Printed: Saturday, May 26, 2018 15:31:05 Pacific Daylight Time

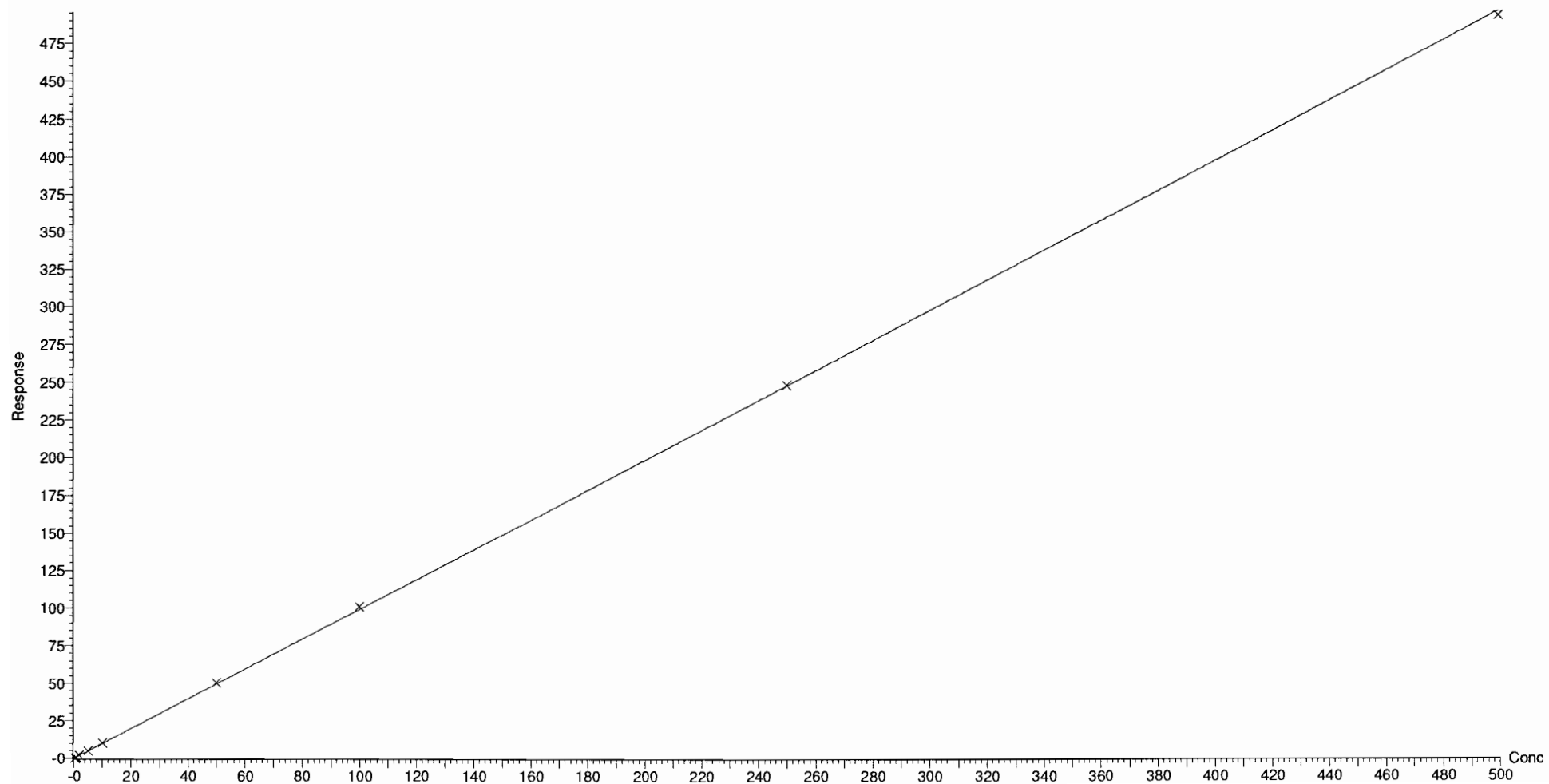
Compound name: PFPeA

Correlation coefficient: $r = 0.999954$, $r^2 = 0.999907$

Calibration curve: $0.991002 * x + 0.0305916$

Response type: Internal Std (Ref 37), Area * (IS Conc. / IS Area)

Curve type: Linear, Origin: Exclude, Weighting: 1/x, Axis trans: None



Dataset: F:\Projects\PFAS.PRO\Results\180525M1\18025M1-CRV_B.qld

Last Altered: Saturday, May 26, 2018 15:24:47 Pacific Daylight Time

Printed: Saturday, May 26, 2018 15:31:05 Pacific Daylight Time

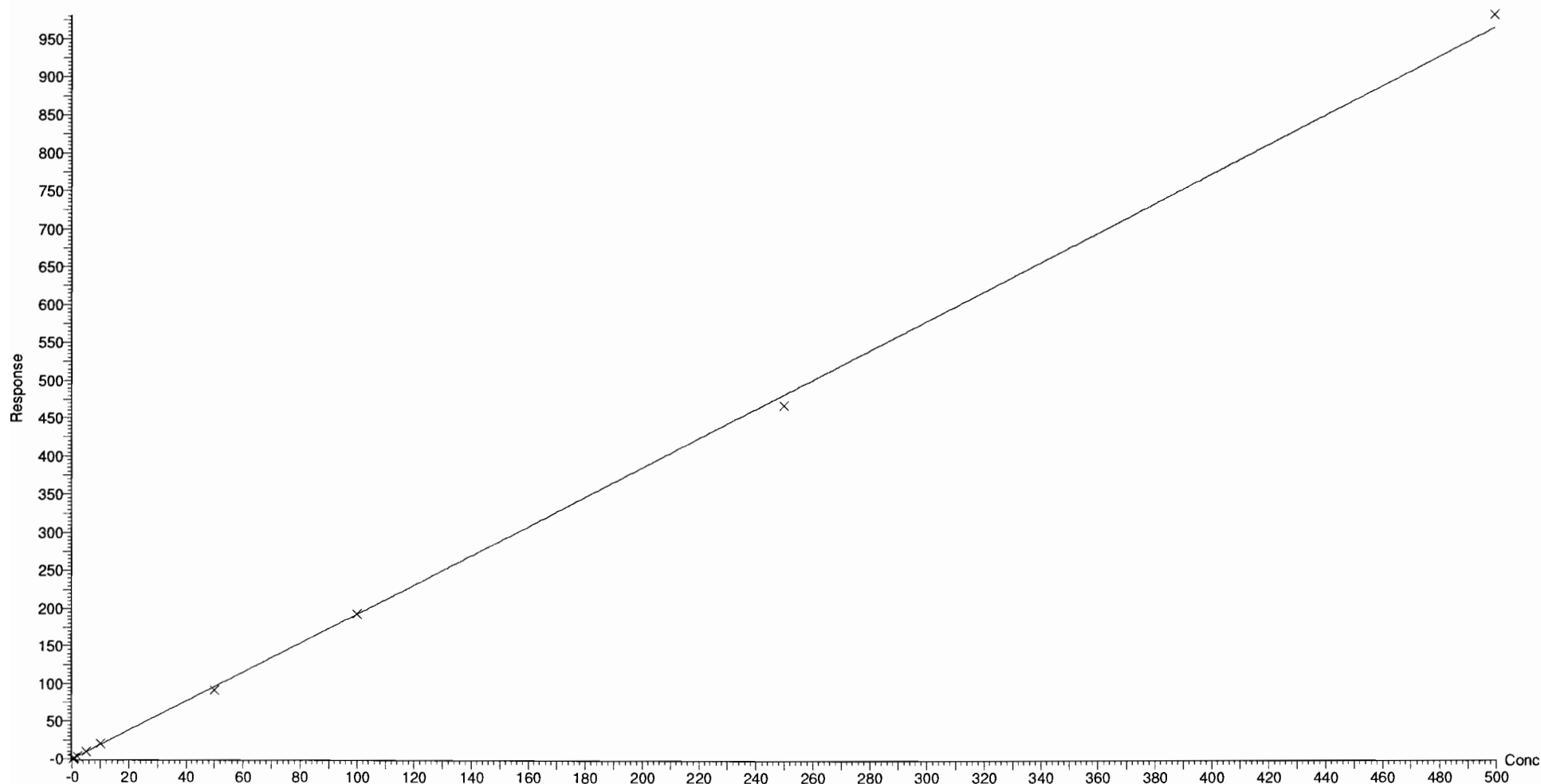
Compound name: PFBS

Correlation coefficient: $r = 0.999688$, $r^2 = 0.999375$

Calibration curve: $1.92824 * x + 0.0146273$

Response type: Internal Std (Ref 38), Area * (IS Conc. / IS Area)

Curve type: Linear, Origin: Exclude, Weighting: 1/x, Axis trans: None



Dataset: F:\Projects\PFAS.PRO\Results\180525M1\18025M1-CRV_B.qld

Last Altered: Saturday, May 26, 2018 15:24:47 Pacific Daylight Time

Printed: Saturday, May 26, 2018 15:31:05 Pacific Daylight Time

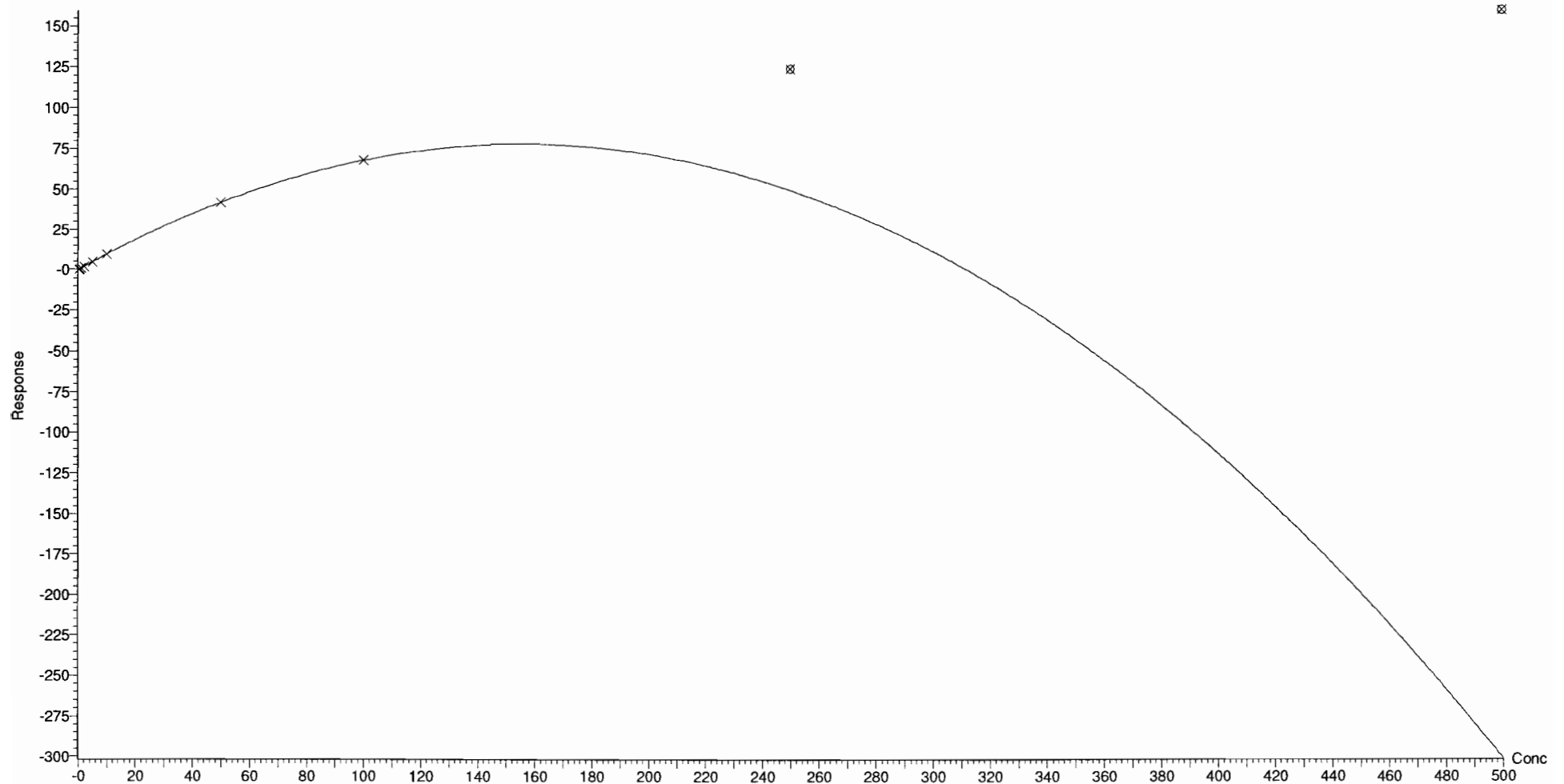
Compound name: 4:2 FTS

Coefficient of Determination: $R^2 = 0.999712$

Calibration curve: $-0.00320315 * x^2 + 0.99909 * x + -0.0195138$

Response type: Internal Std (Ref 39), Area * (IS Conc. / IS Area)

Curve type: 2nd Order, Origin: Exclude, Weighting: 1/x, Axis trans: None



Dataset: F:\Projects\PFAS.PRO\Results\180525M1\18025M1-CRV_B.qld

Last Altered: Saturday, May 26, 2018 15:24:47 Pacific Daylight Time

Printed: Saturday, May 26, 2018 15:31:05 Pacific Daylight Time

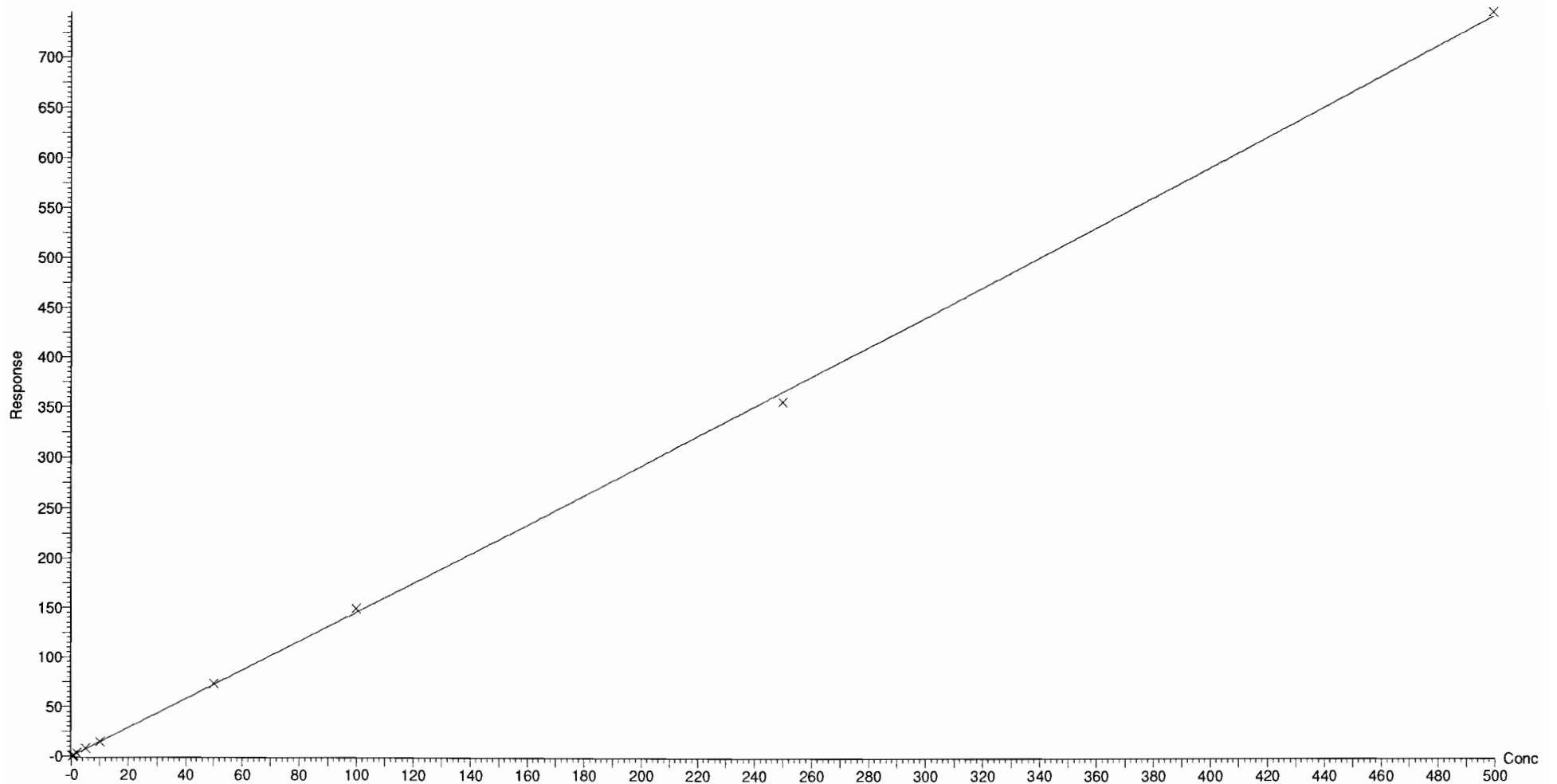
Compound name: PFHxA

Coefficient of Determination: $R^2 = 0.999618$

Calibration curve: $6.8818e-005 * x^2 + 1.44663 * x + 0.0709462$

Response type: Internal Std (Ref 40), Area * (IS Conc. / IS Area)

Curve type: 2nd Order, Origin: Include, Weighting: 1/x, Axis trans: None



Dataset: F:\Projects\PFAS.PRO\Results\180525M1\18025M1-CRV_B.qld

Last Altered: Saturday, May 26, 2018 15:24:47 Pacific Daylight Time

Printed: Saturday, May 26, 2018 15:31:05 Pacific Daylight Time

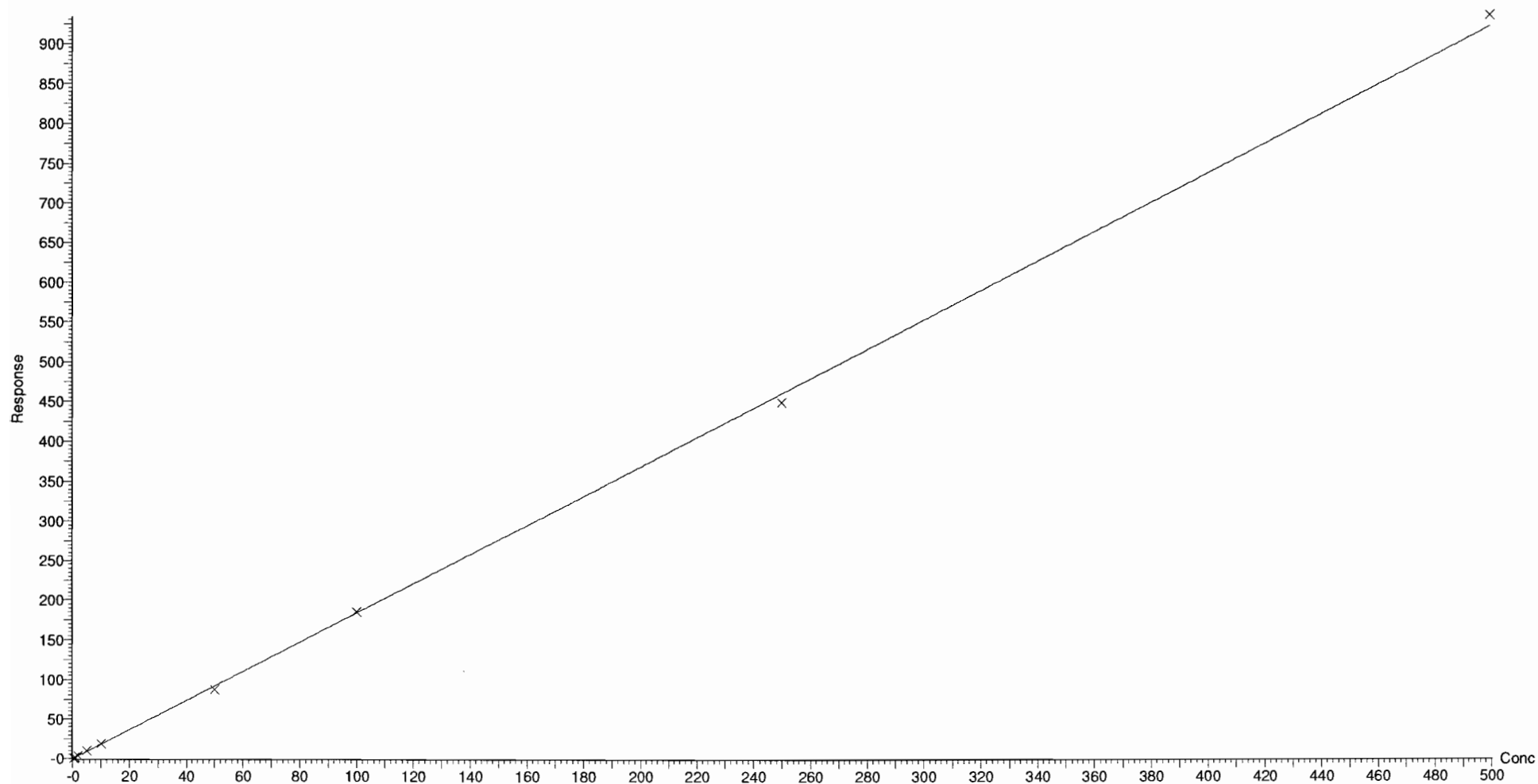
Compound name: PFPeS

Correlation coefficient: $r = 0.999775$, $r^2 = 0.999550$

Calibration curve: $1.84065 * x + -0.0790766$

Response type: Internal Std (Ref 38), Area * (IS Conc. / IS Area)

Curve type: Linear, Origin: Exclude, Weighting: 1/x, Axis trans: None



Dataset: F:\Projects\PFAS.PRO\Results\180525M1\18025M1-CRV_B.qld

Last Altered: Saturday, May 26, 2018 15:24:47 Pacific Daylight Time

Printed: Saturday, May 26, 2018 15:31:05 Pacific Daylight Time

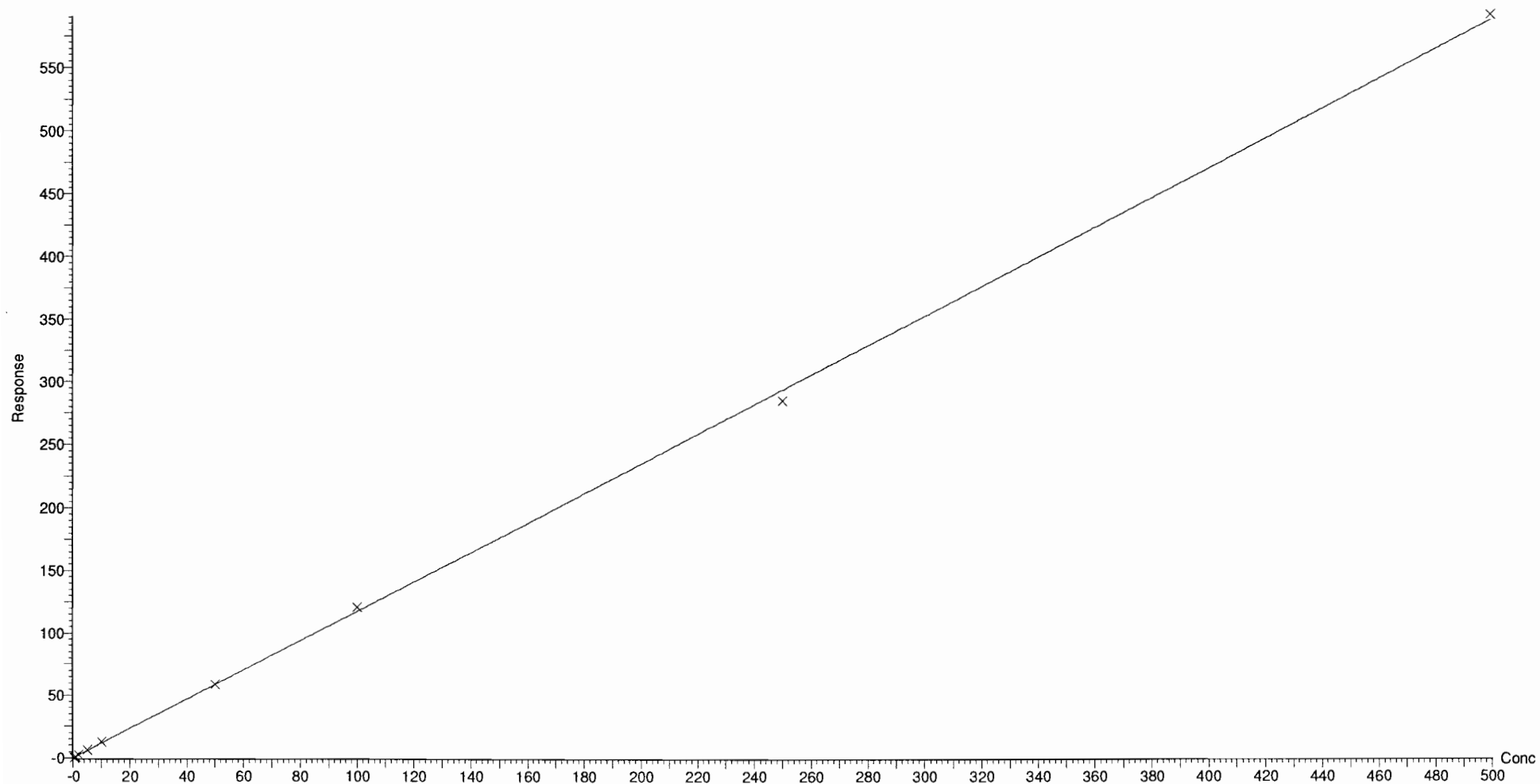
Compound name: PFHpA

Correlation coefficient: $r = 0.999794$, $r^2 = 0.999588$

Calibration curve: $1.17332 * x + 0.0693902$

Response type: Internal Std (Ref 41), Area * (IS Conc. / IS Area)

Curve type: Linear, Origin: Exclude, Weighting: 1/x, Axis trans: None



Dataset: F:\Projects\PFAS.PRO\Results\180525M1\18025M1-CRV_B.qld

Last Altered: Saturday, May 26, 2018 15:24:47 Pacific Daylight Time

Printed: Saturday, May 26, 2018 15:31:05 Pacific Daylight Time

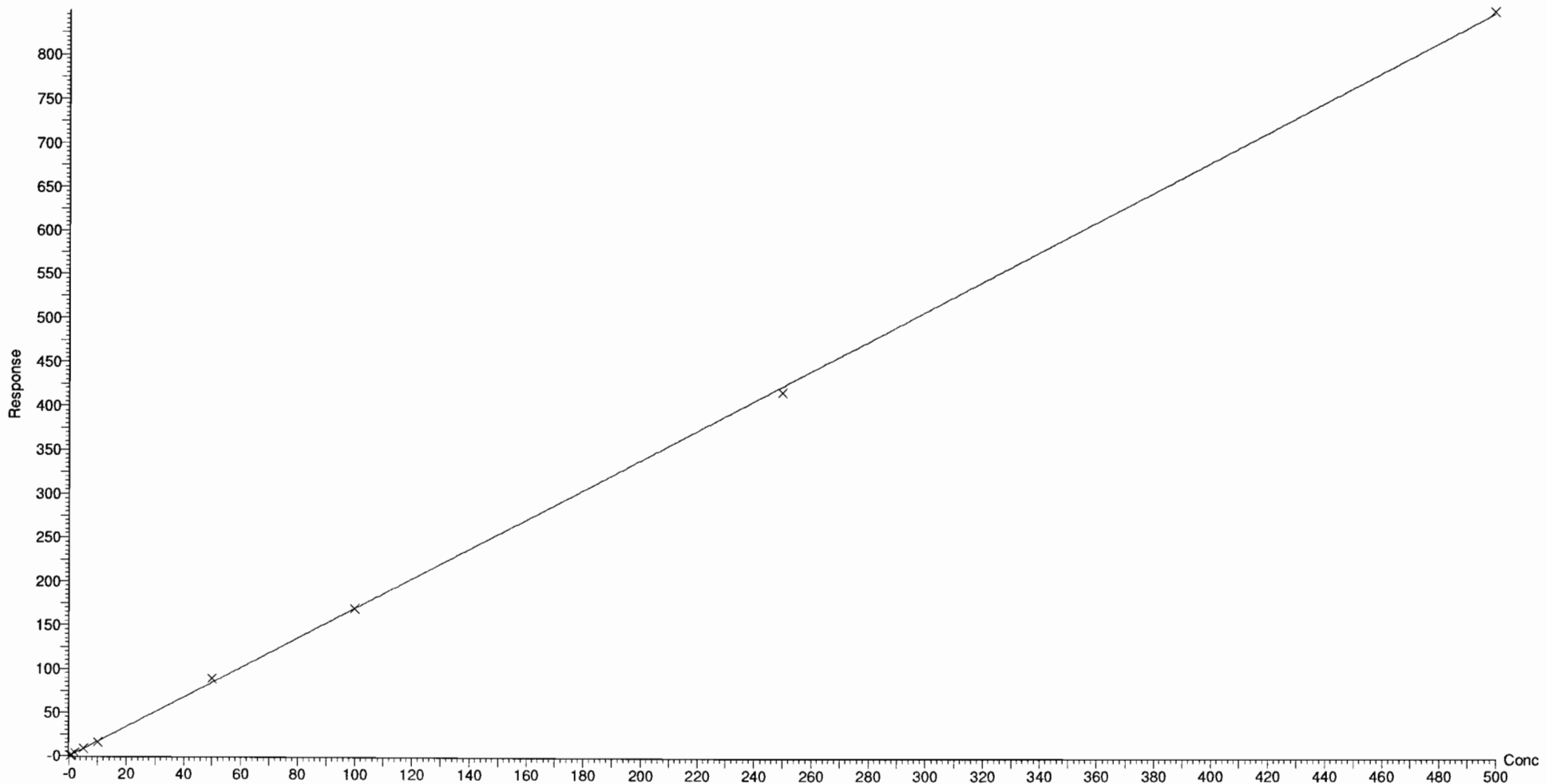
Compound name: L-PFHxS

Correlation coefficient: $r = 0.999864$, $r^2 = 0.999728$

Calibration curve: $1.69499 * x + -0.00446589$

Response type: Internal Std (Ref 42), Area * (IS Conc. / IS Area)

Curve type: Linear, Origin: Exclude, Weighting: 1/x, Axis trans: None



Dataset: F:\Projects\PFAS.PRO\Results\180525M1\18025M1-CRV_B.qld

Last Altered: Saturday, May 26, 2018 15:24:47 Pacific Daylight Time

Printed: Saturday, May 26, 2018 15:31:05 Pacific Daylight Time

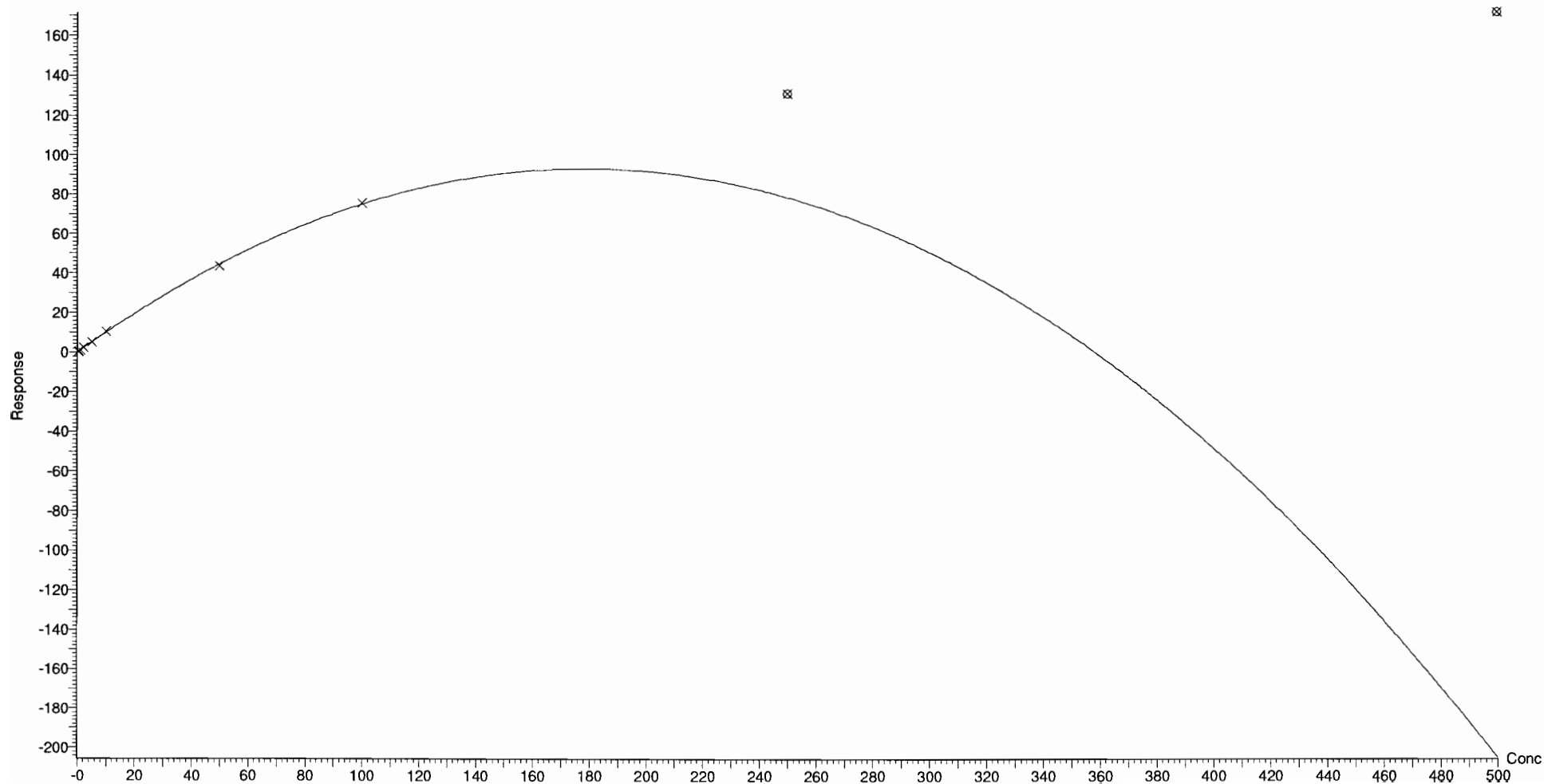
Compound name: 6:2 FTS

Coefficient of Determination: $R^2 = 0.999217$

Calibration curve: $-0.00289789 * x^2 + 1.03846 * x + 0.0466705$

Response type: Internal Std (Ref 43), Area * (IS Conc. / IS Area)

Curve type: 2nd Order, Origin: Exclude, Weighting: 1/x, Axis trans: None



Dataset: F:\Projects\PFAS.PRO\Results\180525M1\18025M1-CRV_B.qld

Last Altered: Saturday, May 26, 2018 15:24:47 Pacific Daylight Time

Printed: Saturday, May 26, 2018 15:31:05 Pacific Daylight Time

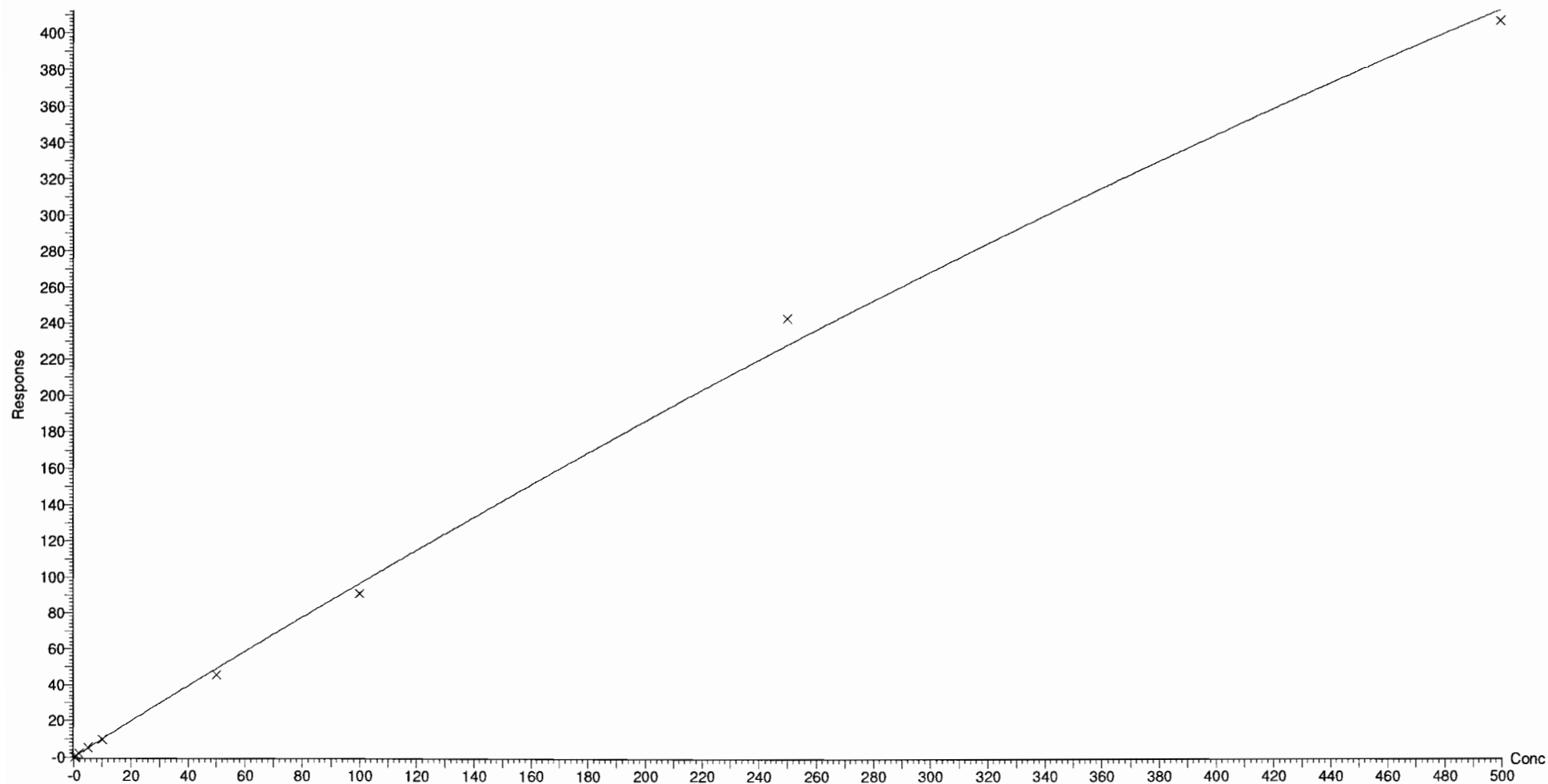
Compound name: L-PFOA

Coefficient of Determination: $R^2 = 0.997794$

Calibration curve: $-0.000351432 * x^2 + 1.00046 * x + 0.00349964$

Response type: Internal Std (Ref 44), Area * (IS Conc. / IS Area)

Curve type: 2nd Order, Origin: Exclude, Weighting: 1/x, Axis trans: None



Dataset: F:\Projects\PFAS.PRO\Results\180525M1\18025M1-CRV_B.qld

Last Altered: Saturday, May 26, 2018 15:24:47 Pacific Daylight Time

Printed: Saturday, May 26, 2018 15:31:05 Pacific Daylight Time

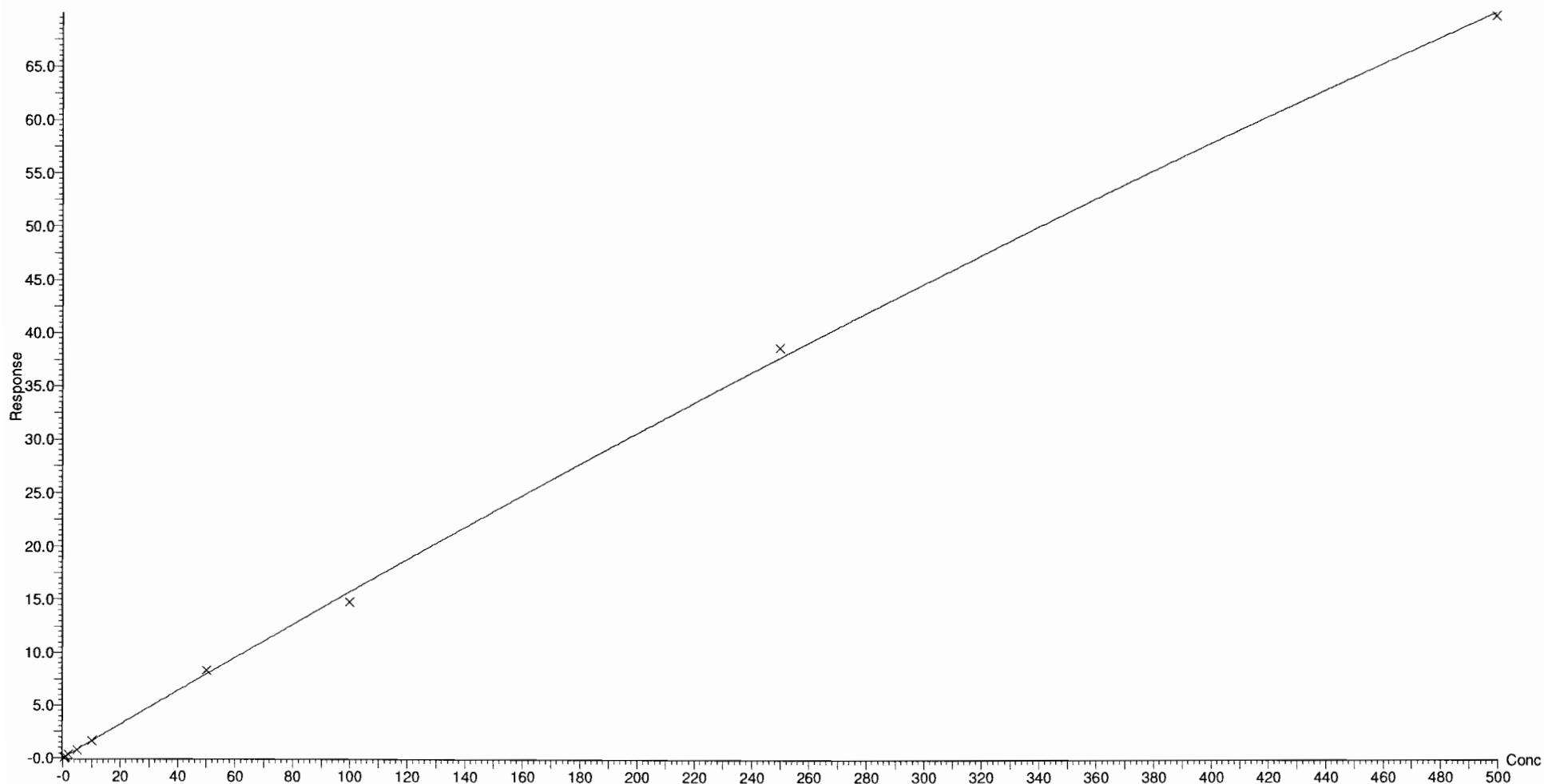
Compound name: PFHpS

Coefficient of Determination: $R^2 = 0.999212$

Calibration curve: $-4.36862e-005 * x^2 + 0.161848 * x + -0.00329455$

Response type: Internal Std (Ref 44), Area * (IS Conc. / IS Area)

Curve type: 2nd Order, Origin: Exclude, Weighting: 1/x, Axis trans: None



Dataset: F:\Projects\PFAS.PRO\Results\180525M1\18025M1-CRV_B.qld

Last Altered: Saturday, May 26, 2018 15:24:47 Pacific Daylight Time

Printed: Saturday, May 26, 2018 15:31:05 Pacific Daylight Time

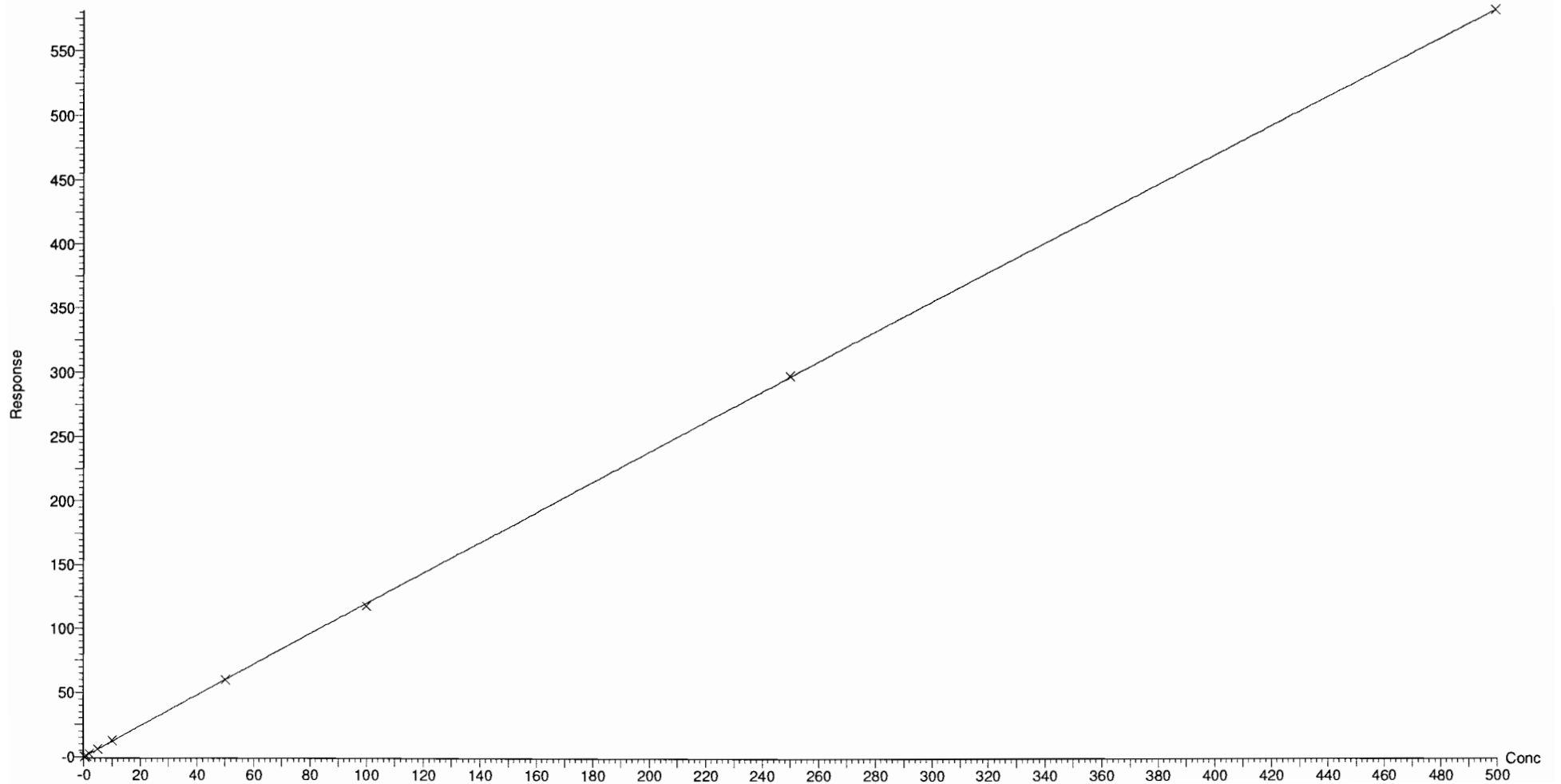
Compound name: PFNA

Coefficient of Determination: $R^2 = 0.999889$

Calibration curve: $-9.76146e-005 * x^2 + 1.21144 * x + 0.0338548$

Response type: Internal Std (Ref 45), Area * (IS Conc. / IS Area)

Curve type: 2nd Order, Origin: Exclude, Weighting: 1/x, Axis trans: None



Dataset: F:\Projects\PFAS.PRO\Results\180525M1\18025M1-CRV_B.qld

Last Altered: Saturday, May 26, 2018 15:24:47 Pacific Daylight Time

Printed: Saturday, May 26, 2018 15:31:05 Pacific Daylight Time

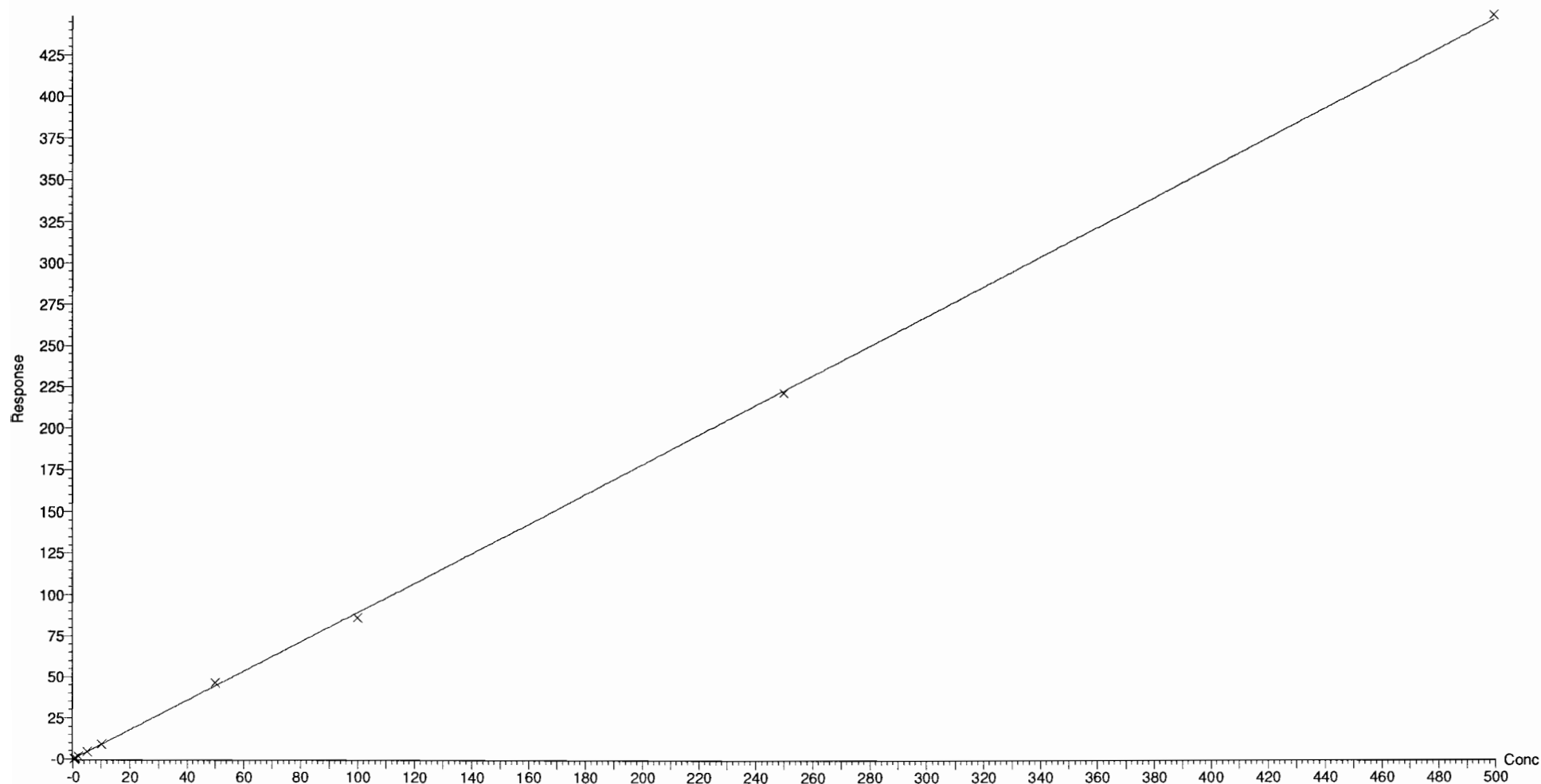
Compound name: PFOSA

Correlation coefficient: $r = 0.999853$, $r^2 = 0.999707$

Calibration curve: $0.891227 * x + 0.02806$

Response type: Internal Std (Ref 46), Area * (IS Conc. / IS Area)

Curve type: Linear, Origin: Exclude, Weighting: 1/x, Axis trans: None



Dataset: F:\Projects\PFAS.PRO\Results\180525M1\18025M1-CRV_B.qld

Last Altered: Saturday, May 26, 2018 15:24:47 Pacific Daylight Time

Printed: Saturday, May 26, 2018 15:31:05 Pacific Daylight Time

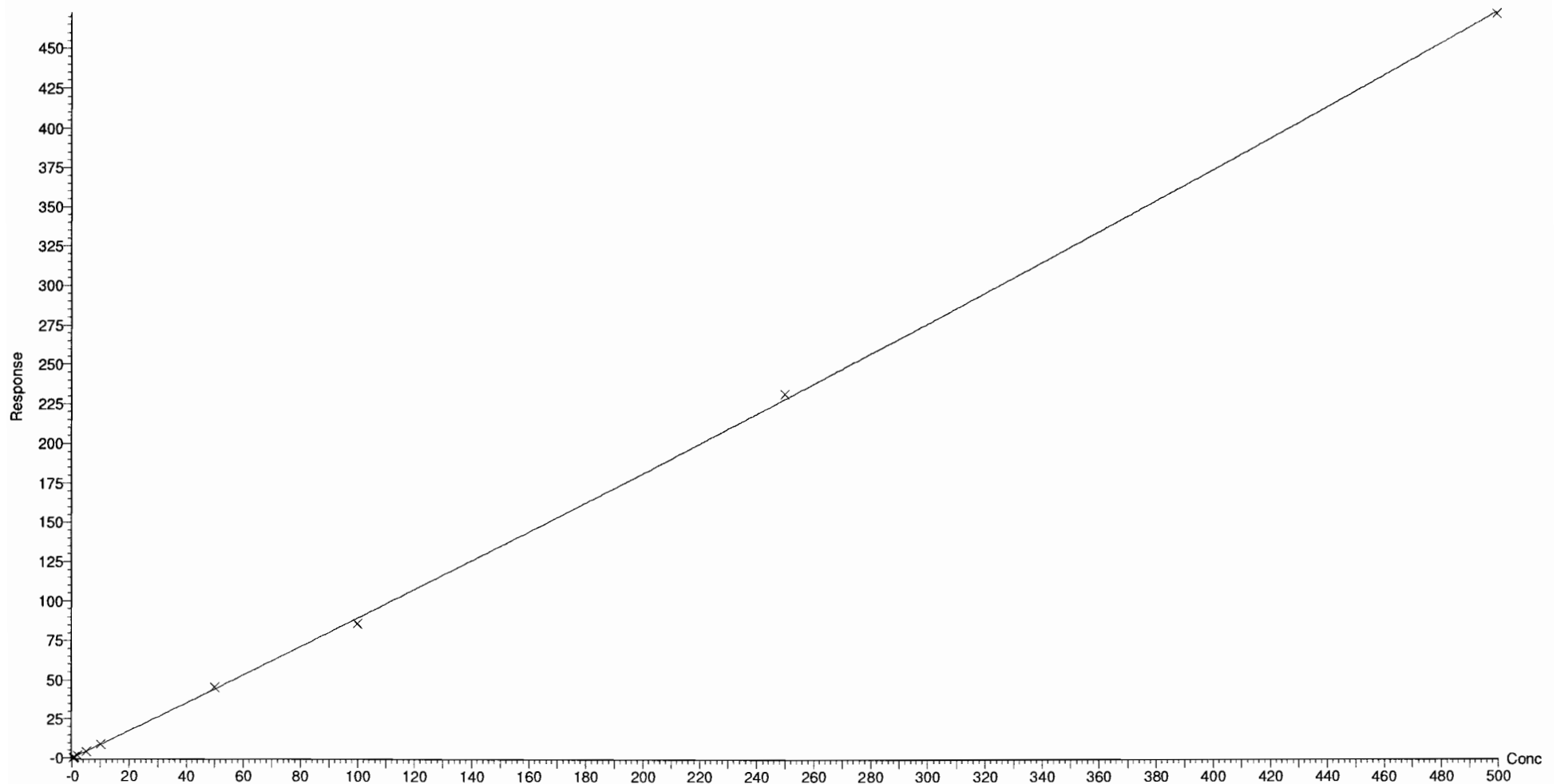
Compound name: L-PFOS

Coefficient of Determination: $R^2 = 0.999719$

Calibration curve: $0.000129454 * x^2 + 0.880356 * x + 0.0103184$

Response type: Internal Std (Ref 47), Area * (IS Conc. / IS Area)

Curve type: 2nd Order, Origin: Exclude, Weighting: 1/x, Axis trans: None



Dataset: F:\Projects\PFAS.PRO\Results\180525M1\18025M1-CRV_B.qld

Last Altered: Saturday, May 26, 2018 15:24:47 Pacific Daylight Time

Printed: Saturday, May 26, 2018 15:31:05 Pacific Daylight Time

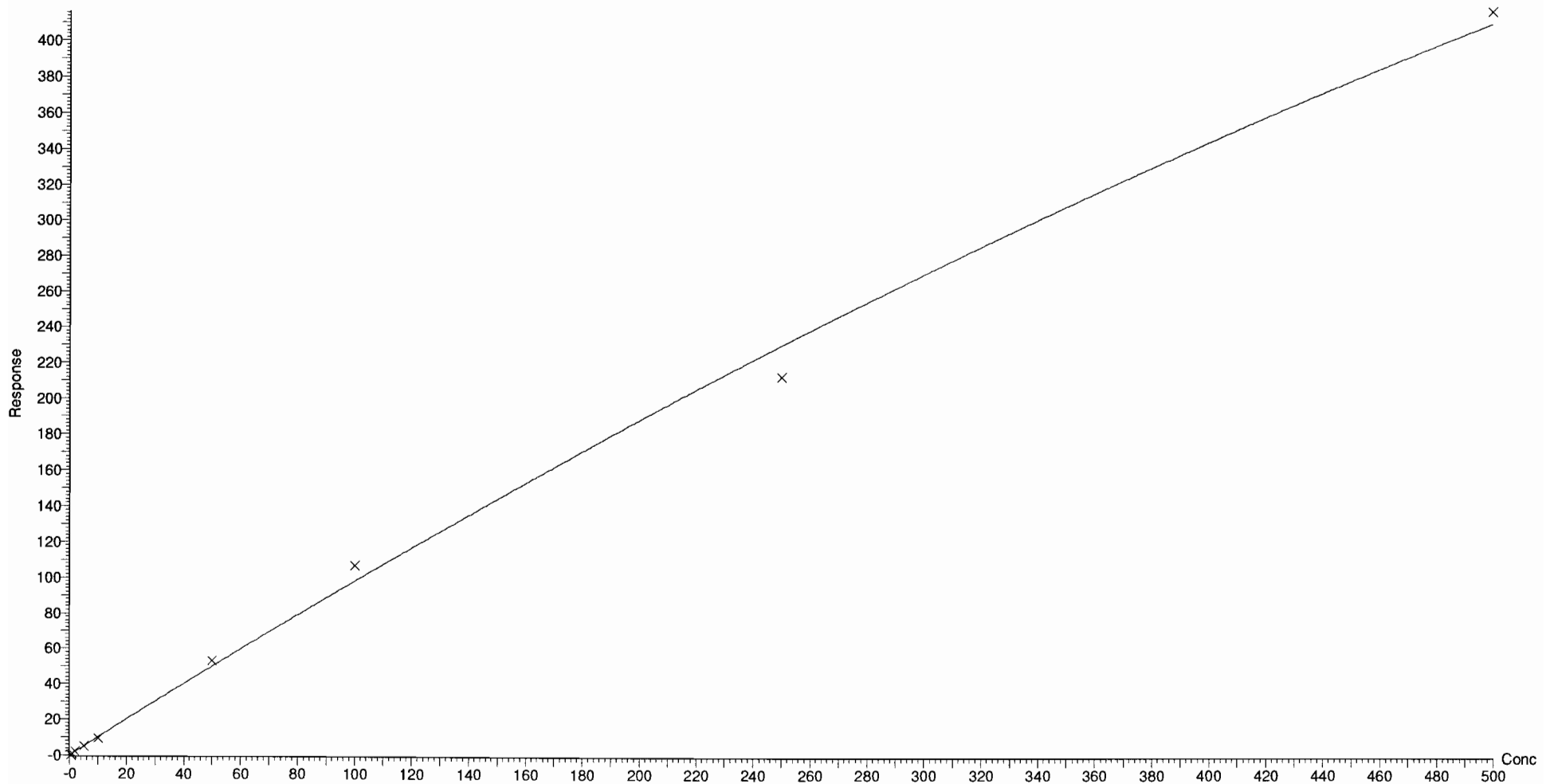
Compound name: PFDA

Coefficient of Determination: $R^2 = 0.996687$

Calibration curve: $-0.000406377 * x^2 + 1.02293 * x + -0.0455439$

Response type: Internal Std (Ref 48), Area * (IS Conc. / IS Area)

Curve type: 2nd Order, Origin: Exclude, Weighting: 1/x, Axis trans: None



Dataset: F:\Projects\PFAS.PRO\Results\180525M1\18025M1-CRV_B.qld

Last Altered: Saturday, May 26, 2018 15:24:47 Pacific Daylight Time

Printed: Saturday, May 26, 2018 15:31:05 Pacific Daylight Time

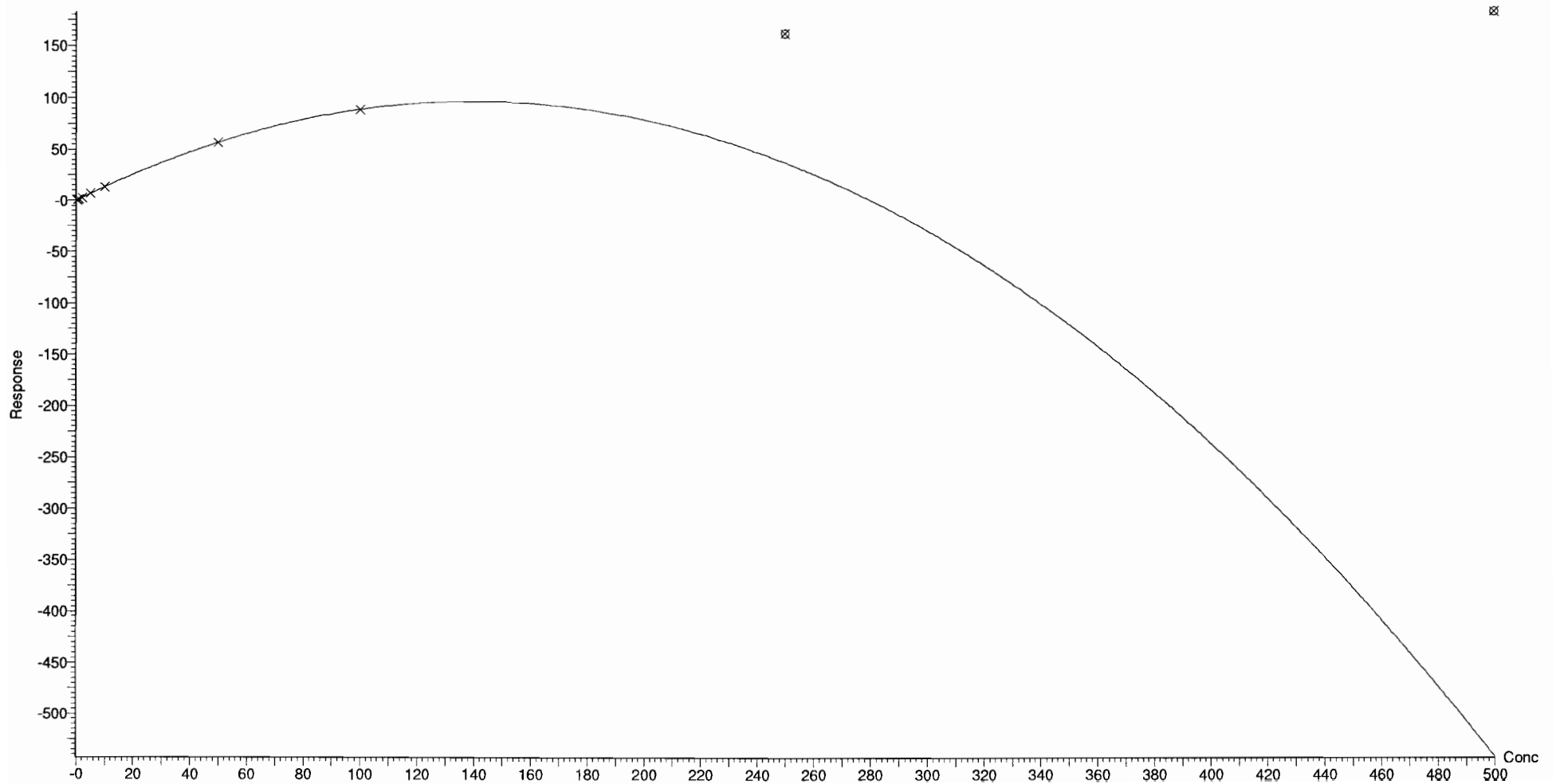
Compound name: 8:2 FTS

Coefficient of Determination: $R^2 = 0.999844$

Calibration curve: $-0.00493476 * x^2 + 1.38351 * x + -0.023782$

Response type: Internal Std (Ref 49), Area * (IS Conc. / IS Area)

Curve type: 2nd Order, Origin: Exclude, Weighting: 1/x, Axis trans: None



Dataset: F:\Projects\PFAS.PRO\Results\180525M1\18025M1-CRV_B.qld

Last Altered: Saturday, May 26, 2018 15:24:47 Pacific Daylight Time

Printed: Saturday, May 26, 2018 15:31:05 Pacific Daylight Time

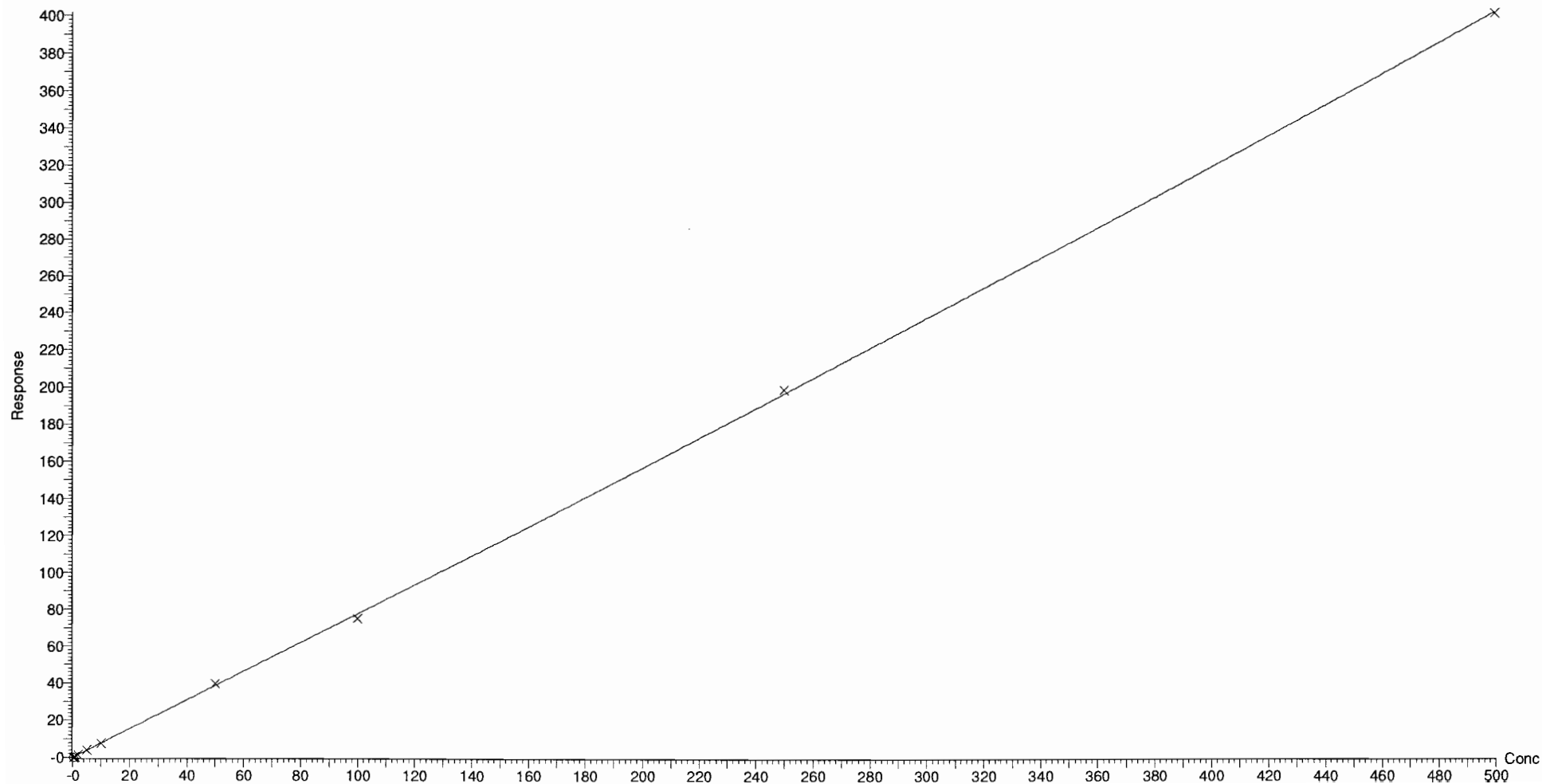
Compound name: PFNS

Coefficient of Determination: $R^2 = 0.999717$

Calibration curve: $6.7292e-005 * x^2 + 0.770051 * x + 0.0282695$

Response type: Internal Std (Ref 47), Area * (IS Conc. / IS Area)

Curve type: 2nd Order, Origin: Exclude, Weighting: 1/x, Axis trans: None



Dataset: F:\Projects\PFAS.PRO\Results\180525M1\18025M1-CRV_B.qld

Last Altered: Saturday, May 26, 2018 15:24:47 Pacific Daylight Time

Printed: Saturday, May 26, 2018 15:31:05 Pacific Daylight Time

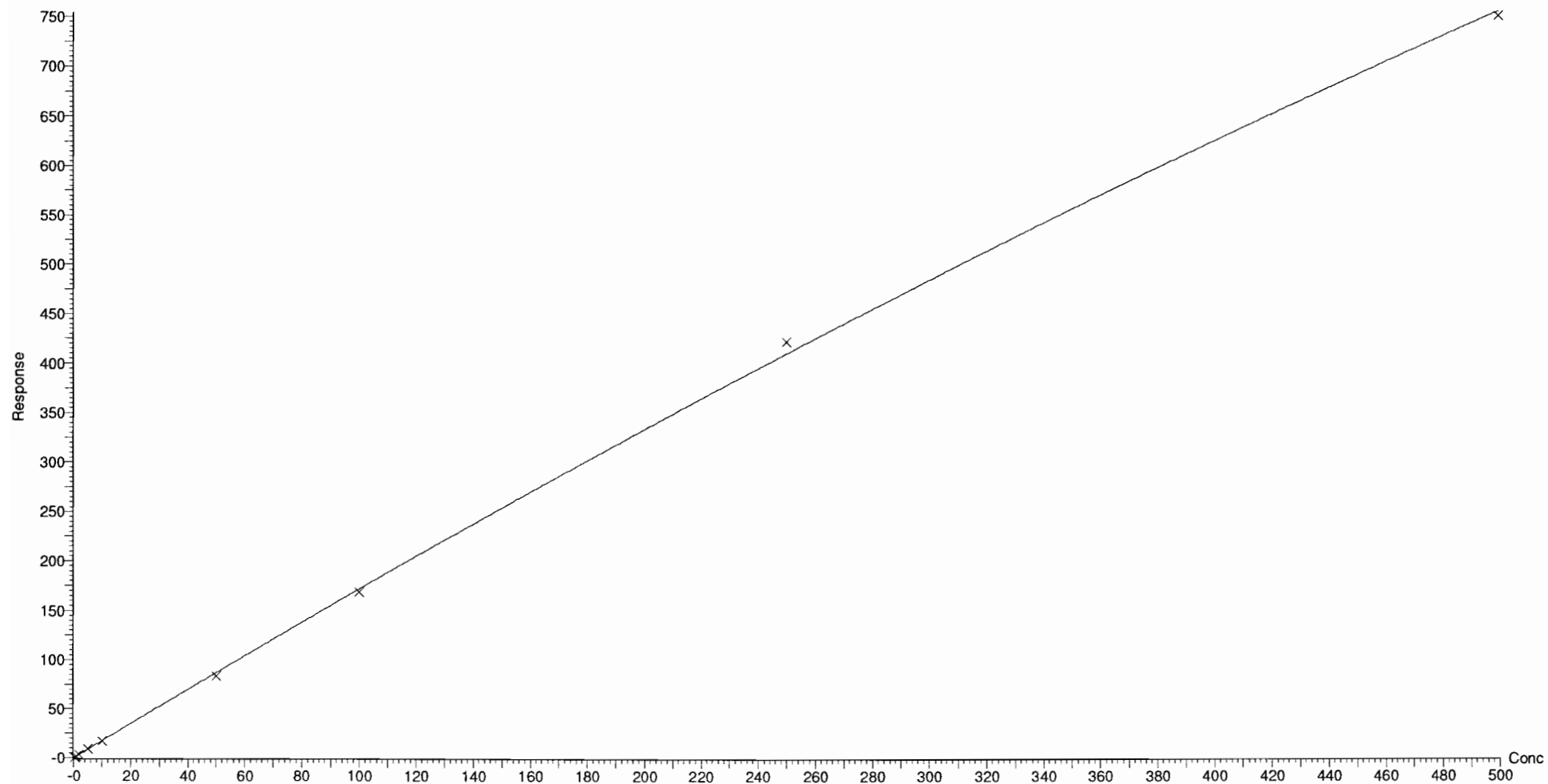
Compound name: L-MeFOSAA

Coefficient of Determination: $R^2 = 0.999560$

Calibration curve: $-0.000527205 * x^2 + 1.77194 * x + -0.0781525$

Response type: Internal Std (Ref 50), Area * (IS Conc. / IS Area)

Curve type: 2nd Order, Origin: Include, Weighting: 1/x, Axis trans: None



Dataset: F:\Projects\PFAS.PRO\Results\180525M1\18025M1-CRV_B.qld

Last Altered: Saturday, May 26, 2018 15:24:47 Pacific Daylight Time

Printed: Saturday, May 26, 2018 15:31:05 Pacific Daylight Time

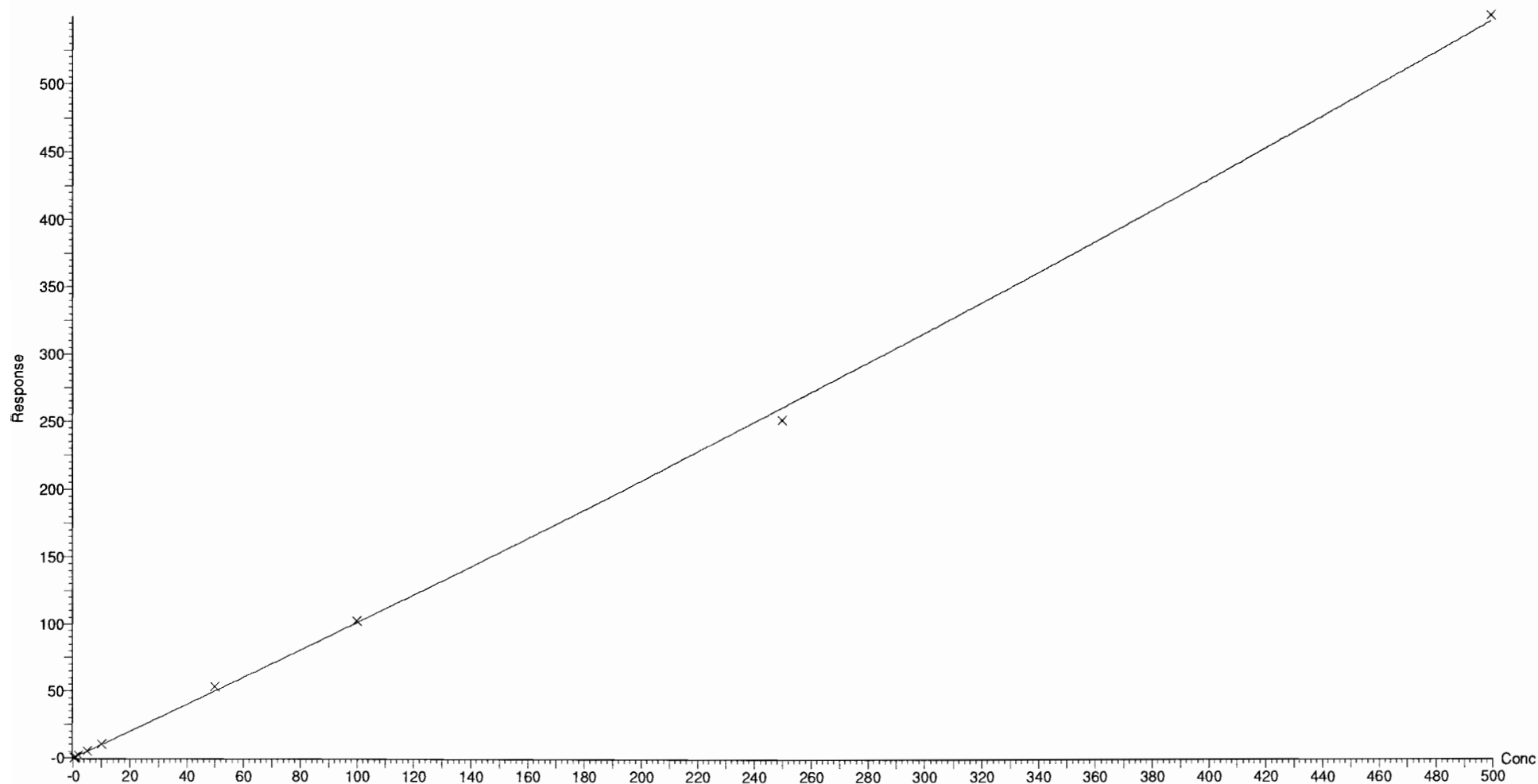
Compound name: L-EtFOSAA

Coefficient of Determination: $R^2 = 0.999381$

Calibration curve: $0.000198747 * x^2 + 0.992592 * x + -0.00792937$

Response type: Internal Std (Ref 51), Area * (IS Conc. / IS Area)

Curve type: 2nd Order, Origin: Include, Weighting: 1/x, Axis trans: None



Dataset: F:\Projects\PFAS.PRO\Results\180525M1\18025M1-CRV_B.qld

Last Altered: Saturday, May 26, 2018 15:24:47 Pacific Daylight Time

Printed: Saturday, May 26, 2018 15:31:15 Pacific Daylight Time

Method: F:\Projects\PFAS.PRO\MethDB\PFAS_FULL_80C_052518.mdb 26 May 2018 13:03:04

Calibration: F:\Projects\PFAS.PRO\CurveDB\C18_VAL-PFAS_Q4_05-25-18.cdb 26 May 2018 15:24:47

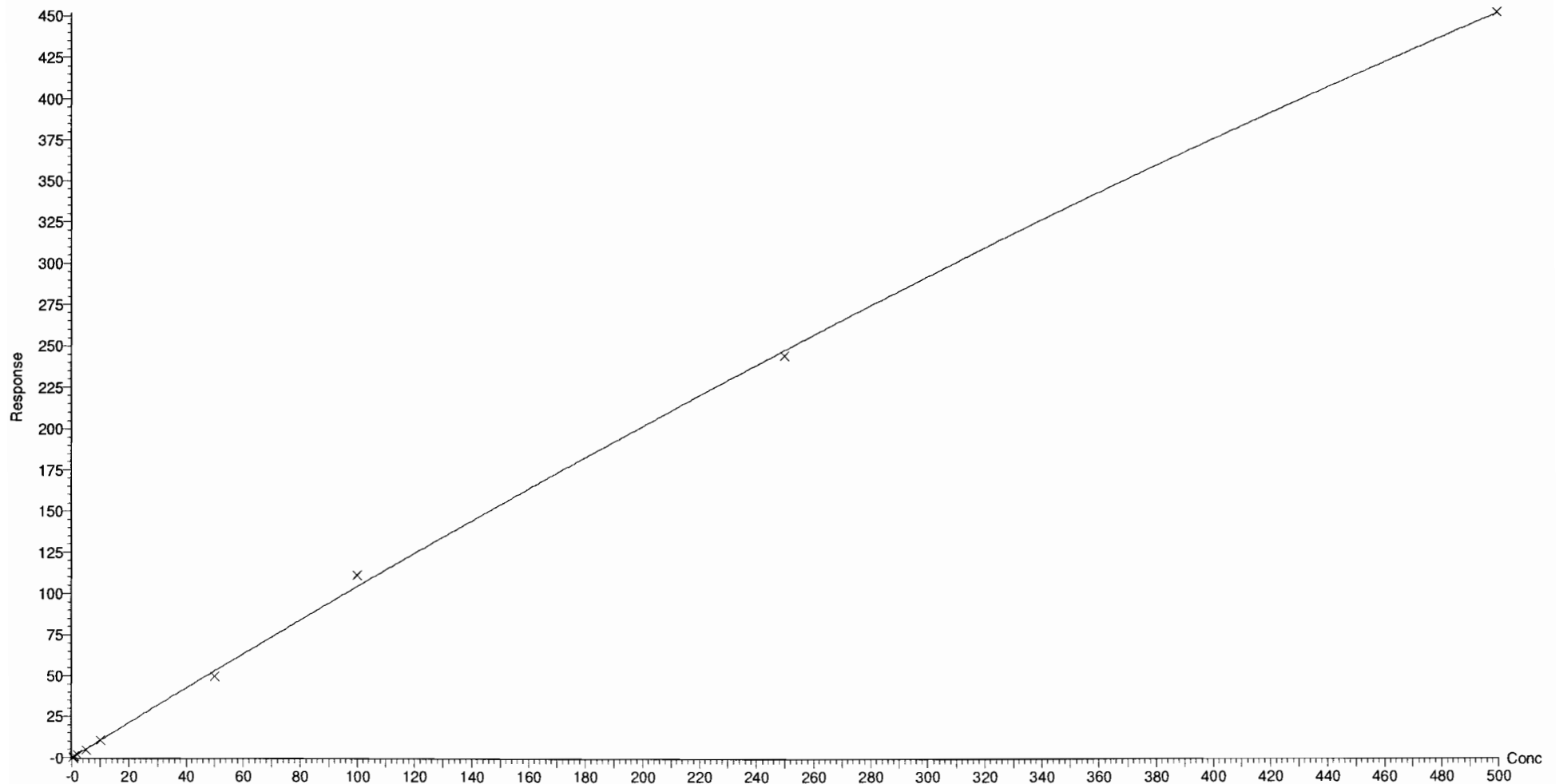
Compound name: PFUdA

Coefficient of Determination: $R^2 = 0.998994$

Calibration curve: $-0.000355379 * x^2 + 1.0798 * x + -0.0261985$

Response type: Internal Std (Ref 52), Area * (IS Conc. / IS Area)

Curve type: 2nd Order, Origin: Exclude, Weighting: 1/x, Axis trans: None



Dataset: F:\Projects\PFAS.PRO\Results\180525M1\18025M1-CRV_B.qld

Last Altered: Saturday, May 26, 2018 15:24:47 Pacific Daylight Time

Printed: Saturday, May 26, 2018 15:31:15 Pacific Daylight Time

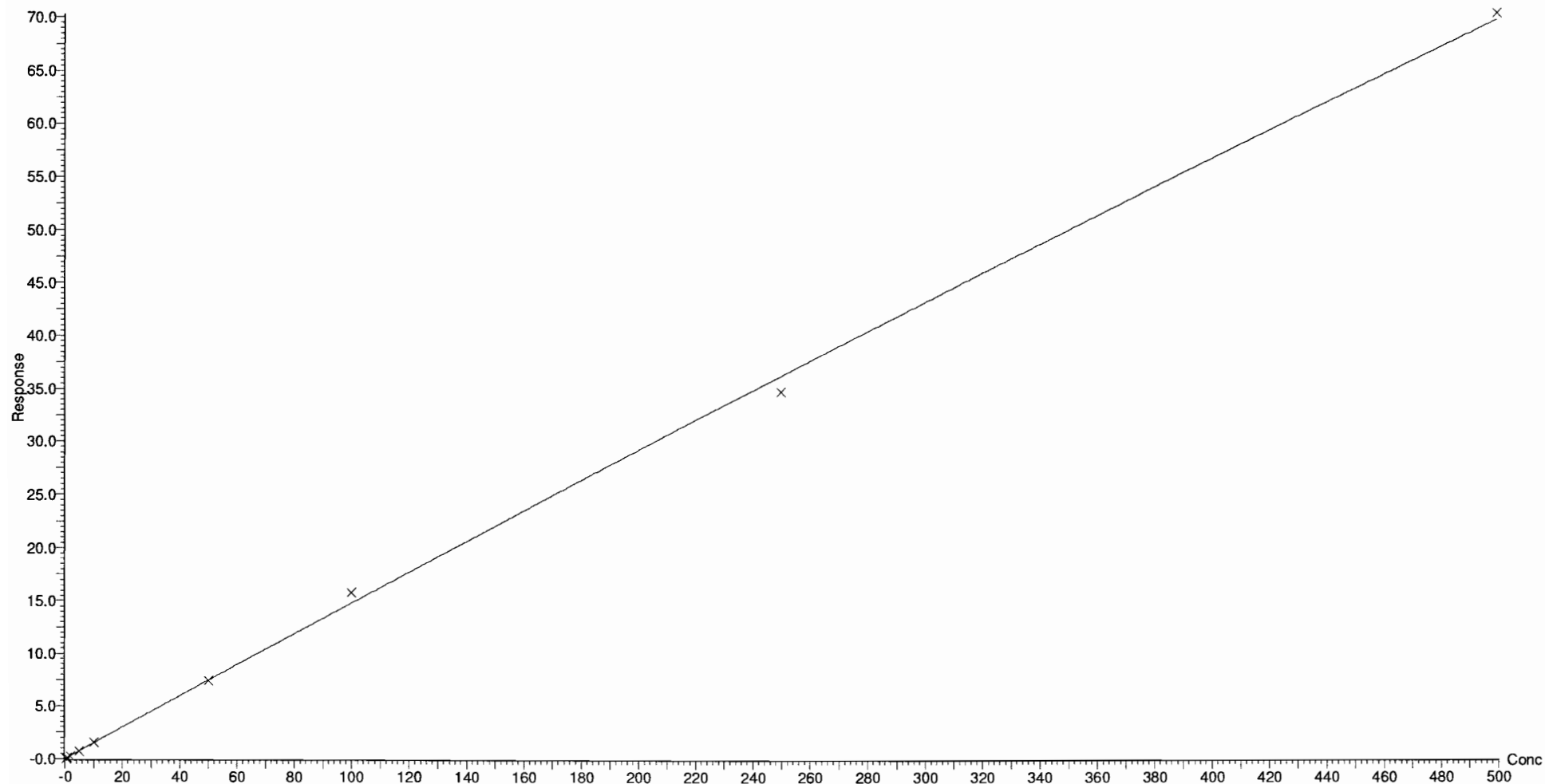
Compound name: PFDS

Coefficient of Determination: $R^2 = 0.998908$

Calibration curve: $-2.23125e-005 * x^2 + 0.150567 * x + -0.0189365$

Response type: Internal Std (Ref 52), Area * (IS Conc. / IS Area)

Curve type: 2nd Order, Origin: Exclude, Weighting: 1/x, Axis trans: None



Dataset: F:\Projects\PFAS.PRO\Results\180525M1\18025M1-CRV_B.qld

Last Altered: Saturday, May 26, 2018 15:24:47 Pacific Daylight Time

Printed: Saturday, May 26, 2018 15:31:15 Pacific Daylight Time

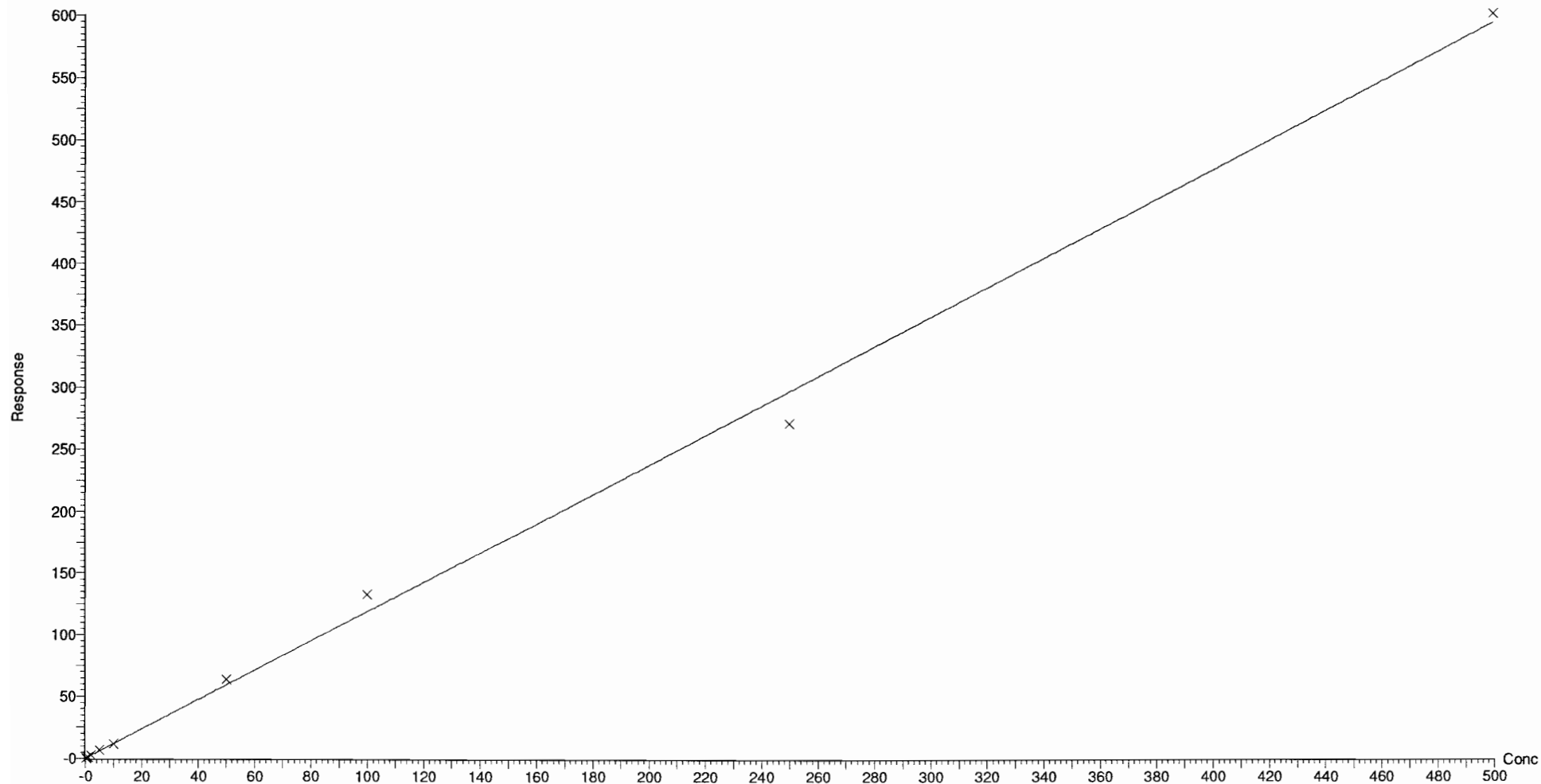
Compound name: PFDaA

Correlation coefficient: $r = 0.997919$, $r^2 = 0.995843$

Calibration curve: $1.18754 * x + 0.100048$

Response type: Internal Std (Ref 53), Area * (IS Conc. / IS Area)

Curve type: Linear, Origin: Exclude, Weighting: 1/x, Axis trans: None

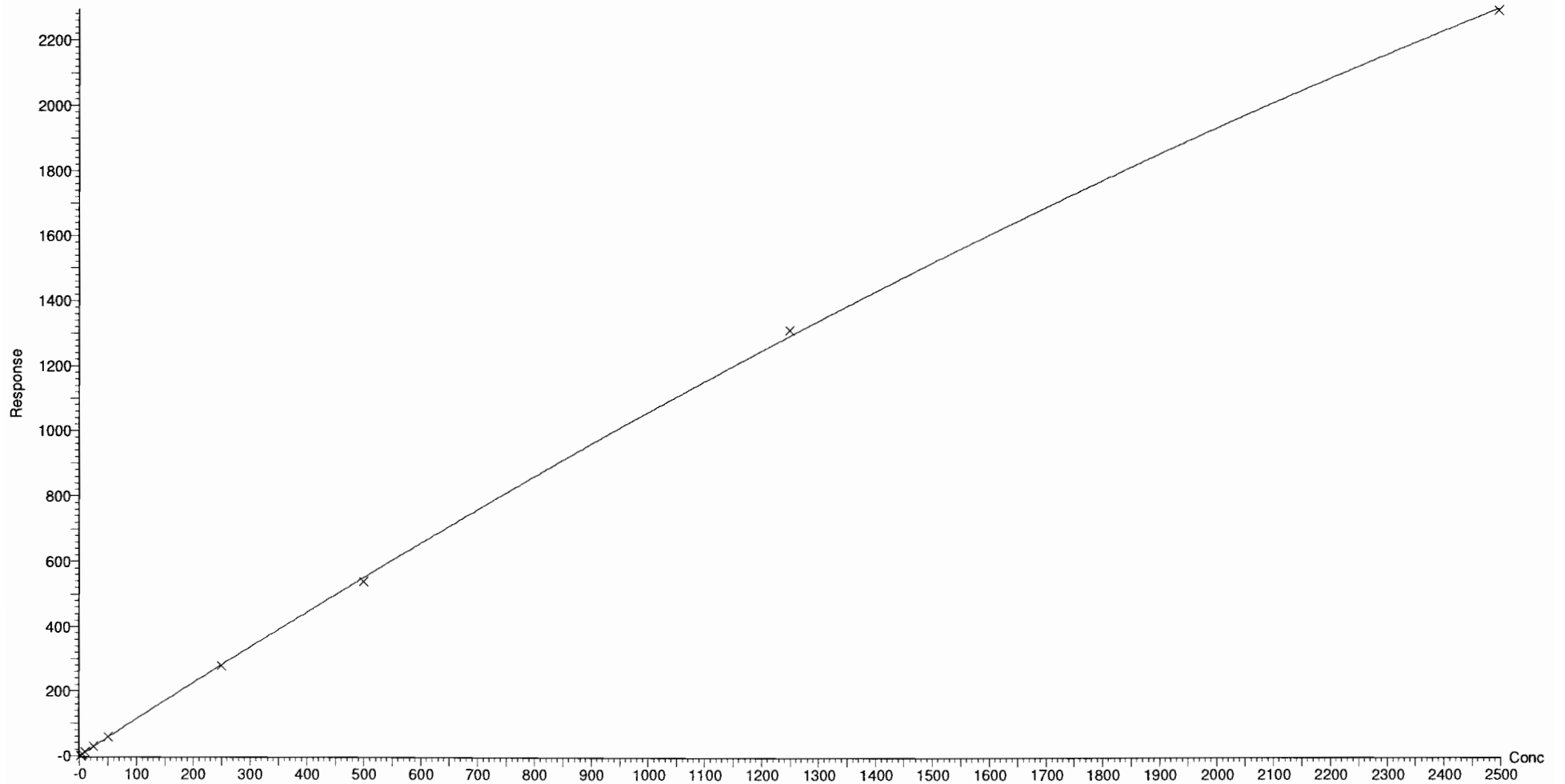


Dataset: F:\Projects\PFAS.PRO\Results\180525M1\18025M1-CRV_B.qld

Last Altered: Saturday, May 26, 2018 15:24:47 Pacific Daylight Time

Printed: Saturday, May 26, 2018 15:31:15 Pacific Daylight Time

Compound name: N-MeFOSA
Coefficient of Determination: $R^2 = 0.999806$
Calibration curve: $-9.3596e-005 * x^2 + 1.15174 * x + 0.132523$
Response type: Internal Std (Ref 54), Area * (IS Conc. / IS Area)
Curve type: 2nd Order, Origin: Include, Weighting: 1/x, Axis trans: None



Dataset: F:\Projects\PFAS.PRO\Results\180525M1\18025M1-CRV_B.qld

Last Altered: Saturday, May 26, 2018 15:24:47 Pacific Daylight Time

Printed: Saturday, May 26, 2018 15:31:15 Pacific Daylight Time

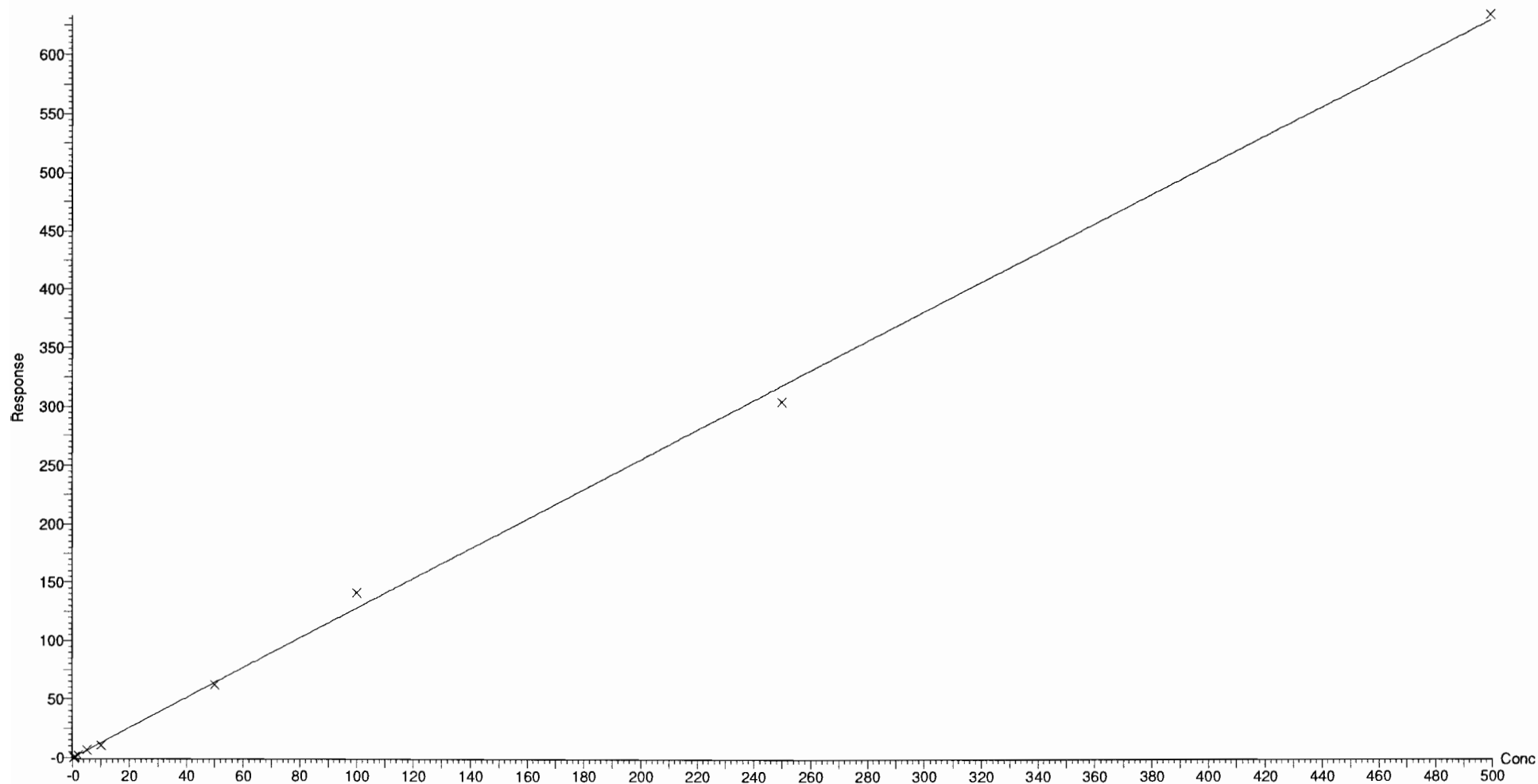
Compound name: PFTrDA

Coefficient of Determination: $R^2 = 0.997823$

Calibration curve: $-6.22074e-005 * x^2 + 1.28815 * x + -0.0347038$

Response type: Internal Std (Ref 53), Area * (IS Conc. / IS Area)

Curve type: 2nd Order, Origin: Exclude, Weighting: 1/x, Axis trans: None



Dataset: F:\Projects\PFAS.PRO\Results\180525M1\18025M1-CRV_B.qld

Last Altered: Saturday, May 26, 2018 15:24:47 Pacific Daylight Time

Printed: Saturday, May 26, 2018 15:31:15 Pacific Daylight Time

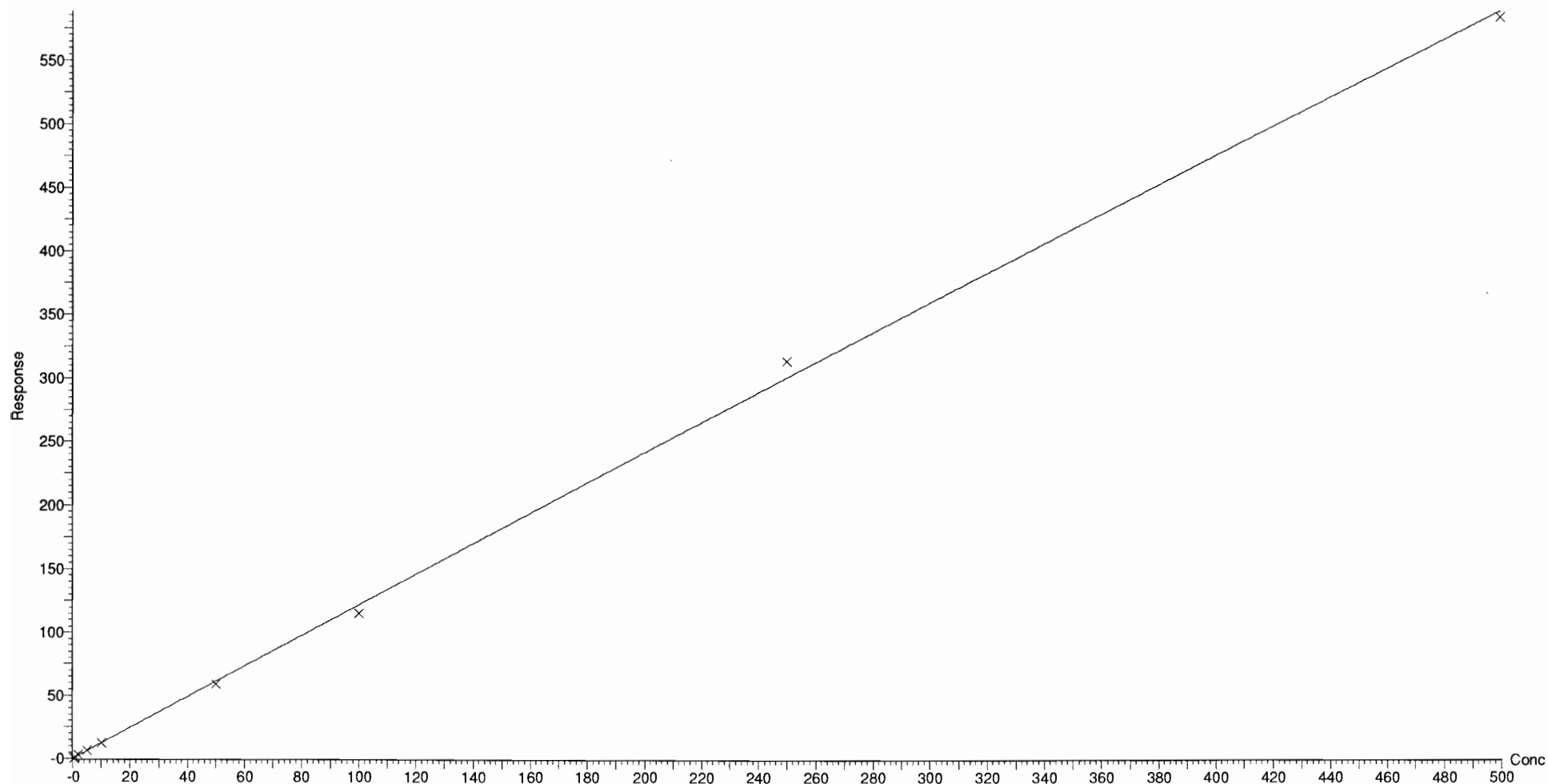
Compound name: PFTeDA

Coefficient of Determination: $R^2 = 0.999006$

Calibration curve: $-0.000107603 * x^2 + 1.22963 * x + 0.0407587$

Response type: Internal Std (Ref 55), Area * (IS Conc. / IS Area)

Curve type: 2nd Order, Origin: Exclude, Weighting: 1/x, Axis trans: None



Dataset: F:\Projects\PFAS.PRO\Results\180525M1\18025M1-CRV_B.qld

Last Altered: Saturday, May 26, 2018 15:24:47 Pacific Daylight Time

Printed: Saturday, May 26, 2018 15:31:15 Pacific Daylight Time

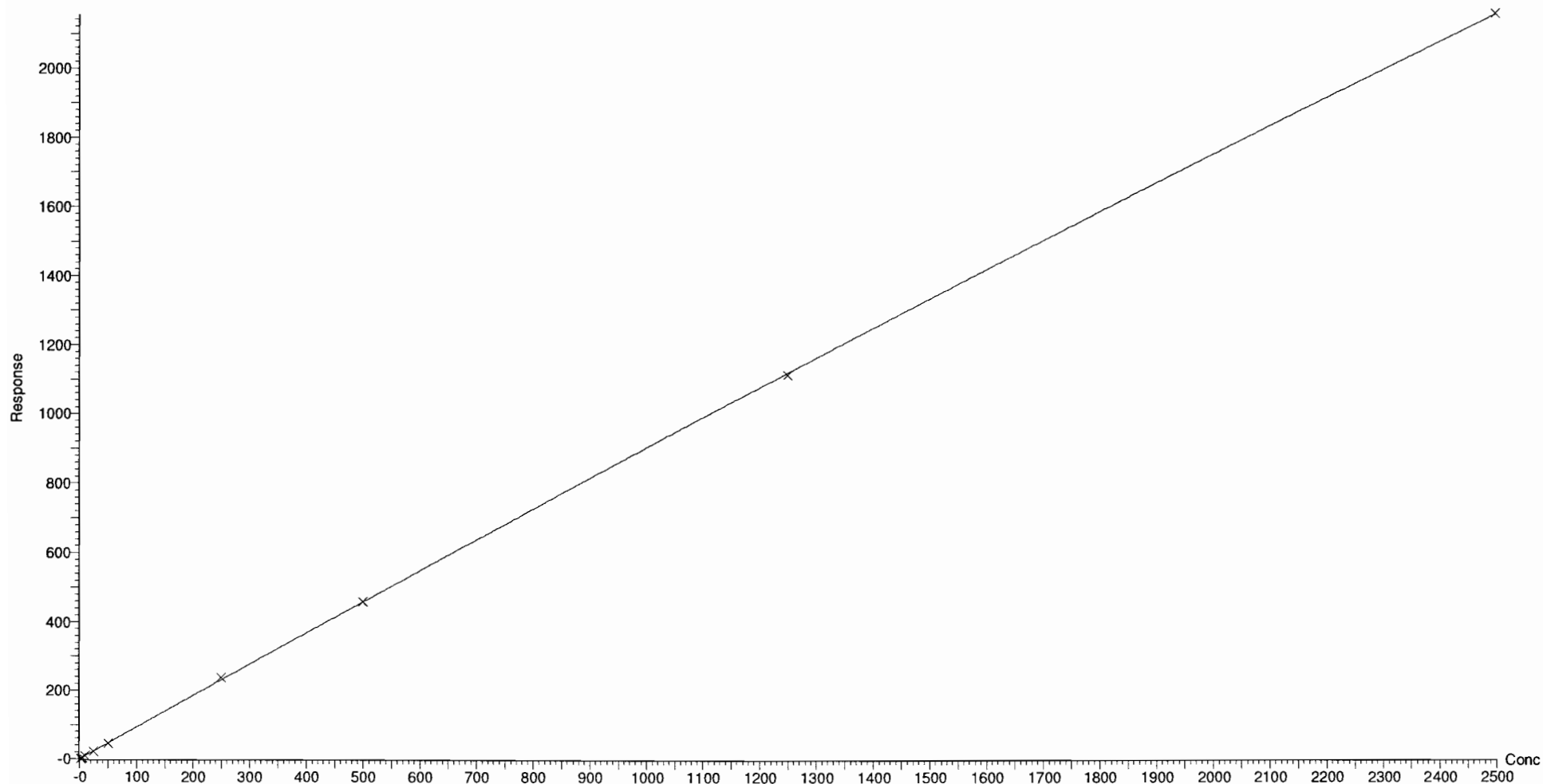
Compound name: N-EtFOSA

Coefficient of Determination: $R^2 = 0.999907$

Calibration curve: $-2.82816e-005 * x^2 + 0.931418 * x + 0.0721149$

Response type: Internal Std (Ref 56), Area * (IS Conc. / IS Area)

Curve type: 2nd Order, Origin: Exclude, Weighting: 1/x, Axis trans: None



Dataset: F:\Projects\PFAS.PRO\Results\180525M1\18025M1-CRV_B.qld

Last Altered: Saturday, May 26, 2018 15:24:47 Pacific Daylight Time

Printed: Saturday, May 26, 2018 15:31:15 Pacific Daylight Time

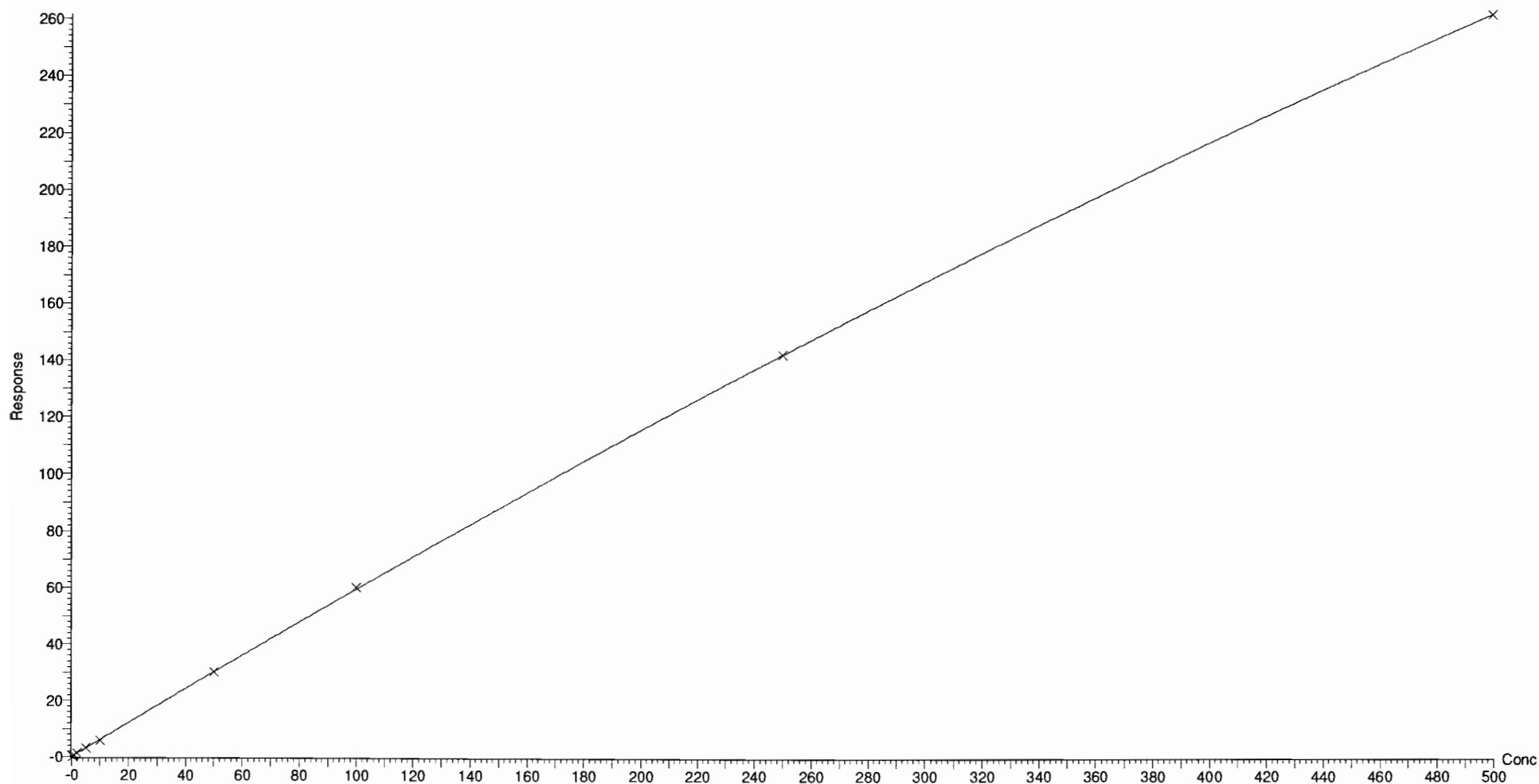
Compound name: PFHxDA

Coefficient of Determination: $R^2 = 0.999928$

Calibration curve: $-0.000181496 * x^2 + 0.613533 * x + 0.0675195$

Response type: Internal Std (Ref 57), Area * (IS Conc. / IS Area)

Curve type: 2nd Order, Origin: Exclude, Weighting: 1/x, Axis trans: None



Dataset: F:\Projects\PFAS.PRO\Results\180525M1\18025M1-CRV_B.qld

Last Altered: Saturday, May 26, 2018 15:24:47 Pacific Daylight Time

Printed: Saturday, May 26, 2018 15:31:15 Pacific Daylight Time

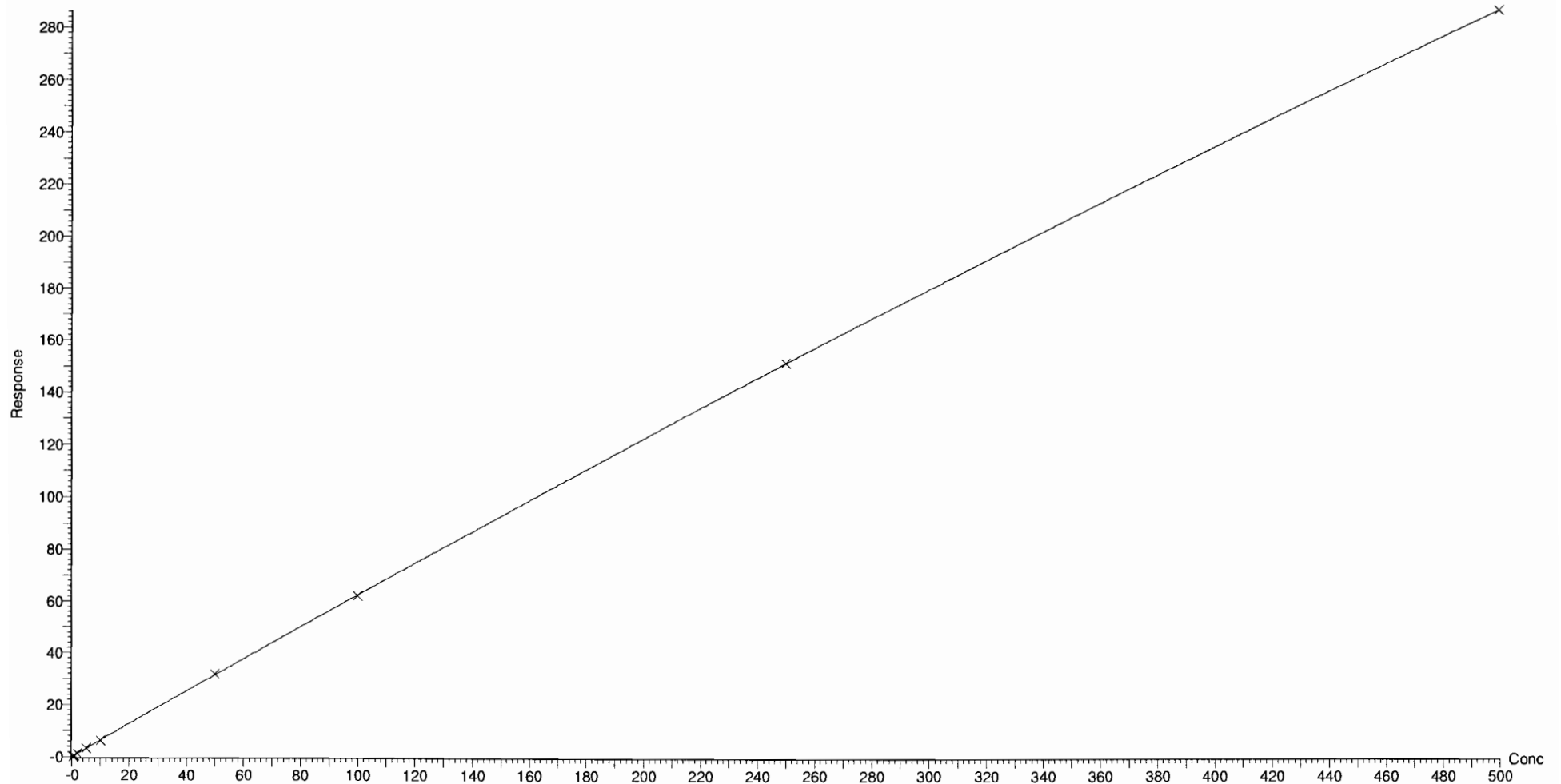
Compound name: PFODA

Coefficient of Determination: $R^2 = 0.999944$

Calibration curve: $-0.000131591 * x^2 + 0.638677 * x - 0.00266753$

Response type: Internal Std (Ref 57), Area * (IS Conc. / IS Area)

Curve type: 2nd Order, Origin: Include, Weighting: 1/x, Axis trans: None



Dataset: F:\Projects\PFAS.PRO\Results\180525M1\18025M1-CRV_B.qld

Last Altered: Saturday, May 26, 2018 15:24:47 Pacific Daylight Time

Printed: Saturday, May 26, 2018 15:31:15 Pacific Daylight Time

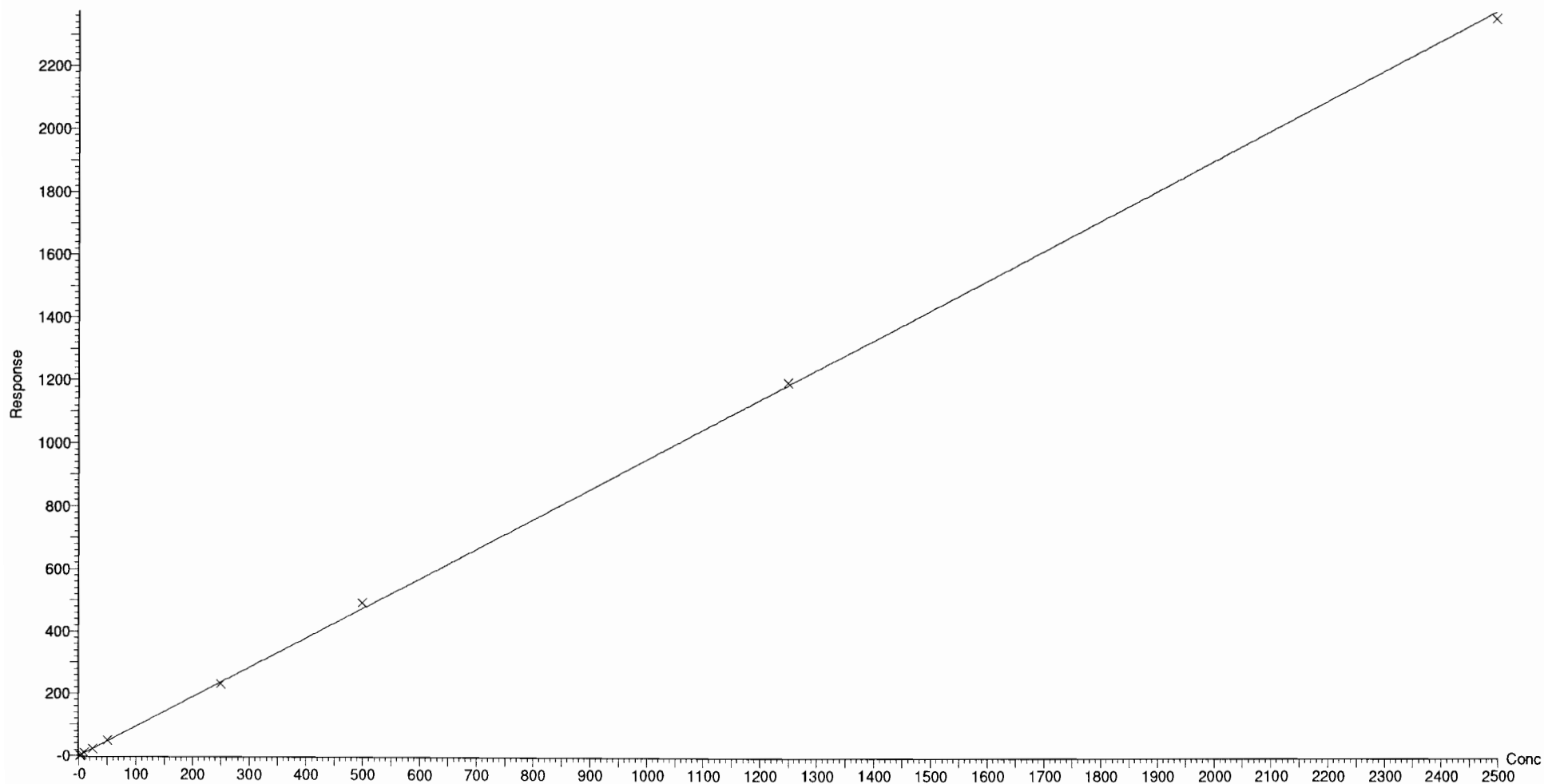
Compound name: N-MeFOSE

Correlation coefficient: $r = 0.999839$, $r^2 = 0.999679$

Calibration curve: $0.949765 * x + 0.0149853$

Response type: Internal Std (Ref 58), Area * (IS Conc. / IS Area)

Curve type: Linear, Origin: Exclude, Weighting: 1/x, Axis trans: None



Dataset: F:\Projects\PFAS.PRO\Results\180525M1\18025M1-CRV_B.qld

Last Altered: Saturday, May 26, 2018 15:24:47 Pacific Daylight Time

Printed: Saturday, May 26, 2018 15:31:15 Pacific Daylight Time

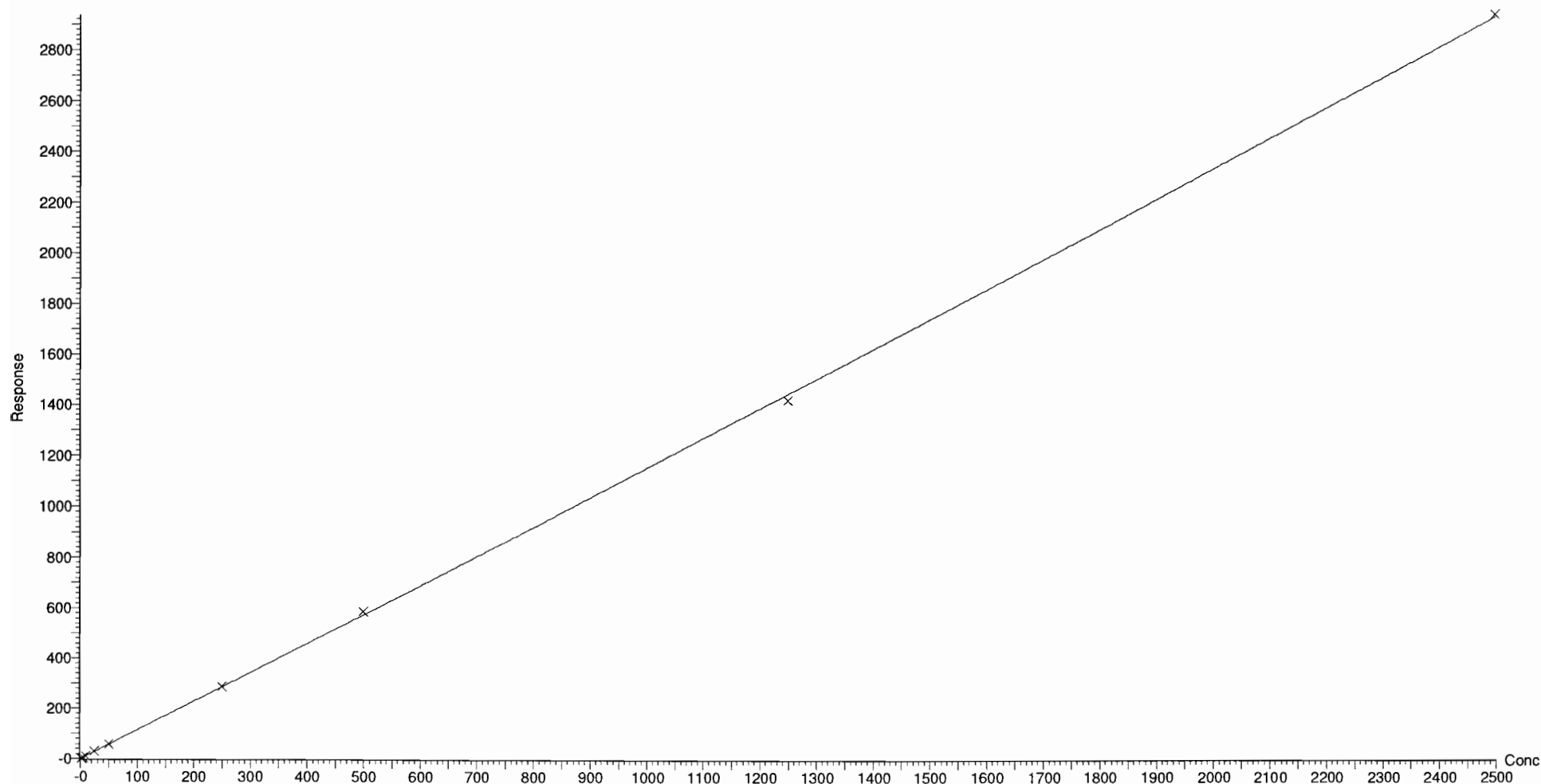
Compound name: N-EtFOSE

Coefficient of Determination: $R^2 = 0.999845$

Calibration curve: $1.23111e-005 * x^2 + 1.14044 * x + 0.0573352$

Response type: Internal Std (Ref 59), Area * (IS Conc. / IS Area)

Curve type: 2nd Order, Origin: Exclude, Weighting: 1/x, Axis trans: None



Dataset: F:\Projects\PFAS.PRO\Results\180525M1\18025M1-CRV_B.qld

Last Altered: Saturday, May 26, 2018 13:39:00 Pacific Daylight Time

Printed: Saturday, May 26, 2018 13:41:27 Pacific Daylight Time

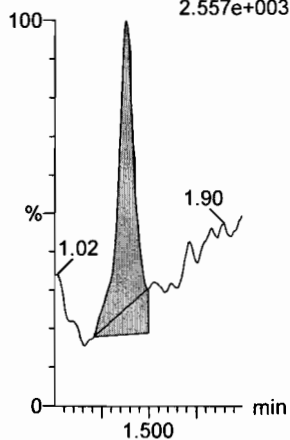
Method: F:\Projects\PFAS.PRO\MethDB\PFAS_FULL_80C_052518.mdb 26 May 2018 13:23:14

Calibration: F:\Projects\PFAS.PRO\CurveDB\C18_VAL-PFAS_Q4_05-25-18.cdb 26 May 2018 13:39:00

Name: 180525M1_2, Date: 25-May-2018, Time: 14:53:24, ID: ST180525M1-1 PFC CS-2 18E2202, Description: PFC CS-2 18E2202

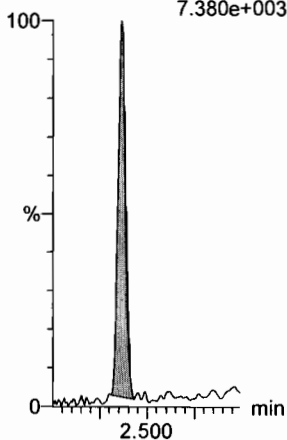
PFBA

F2:MRM of 1 channel,ES-
213.0 > 168.8
2.557e+003



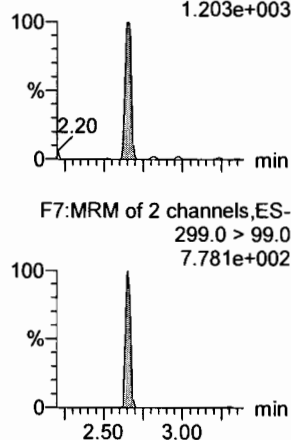
PFPeA

F5:MRM of 1 channel,ES-
263.1 > 218.9
7.380e+003



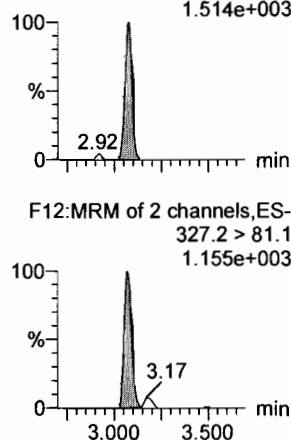
PFBS

F7:MRM of 2 channels,ES-
299.0 > 79.7
1.203e+003



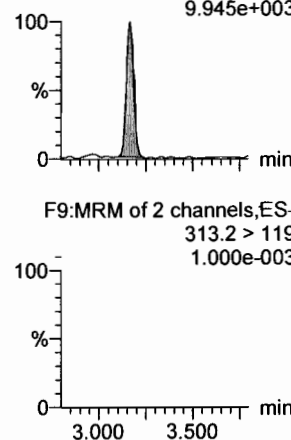
4:2 FTS

F12:MRM of 2 channels,ES-
327.2 > 307.2
1.514e+003



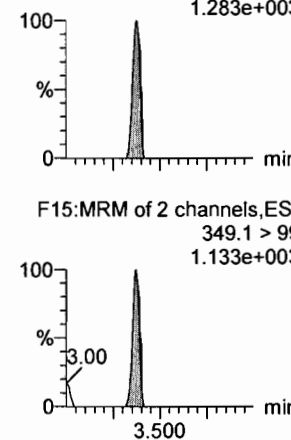
PFHxA

F9:MRM of 2 channels,ES-
313.2 > 268.9
9.945e+003



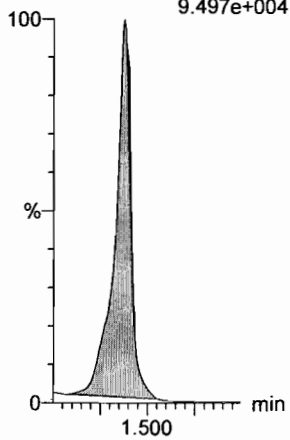
PFPeS

F15:MRM of 2 channels,ES-
349.1 > 80.1
1.283e+003



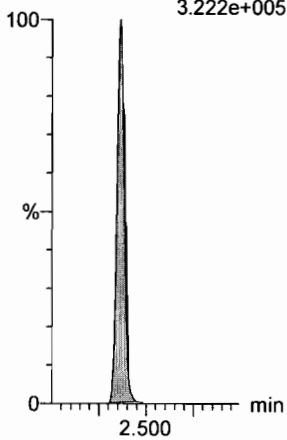
13C3-PFBA

F3:MRM of 1 channel,ES-
216.1 > 171.8
9.497e+004



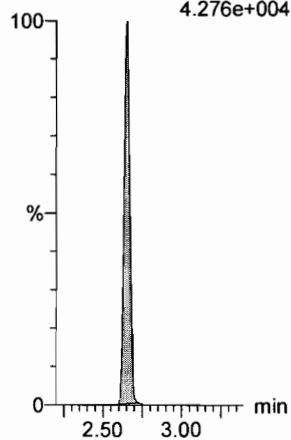
13C3-PFPeA

F6:MRM of 1 channel,ES-
266. > 221.8
3.222e+005



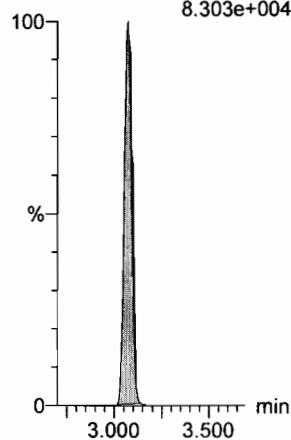
13C3-PFBS

F8:MRM of 1 channel,ES-
302. > 98.8
4.276e+004



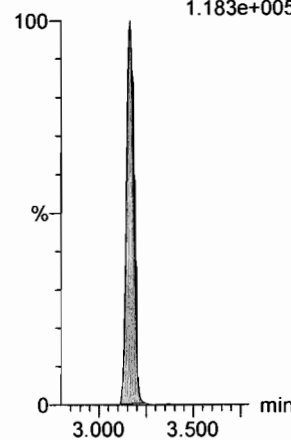
13C2-4:2 FTS

F13:MRM of 1 channel,ES-
329.2 > 308.9
8.303e+004



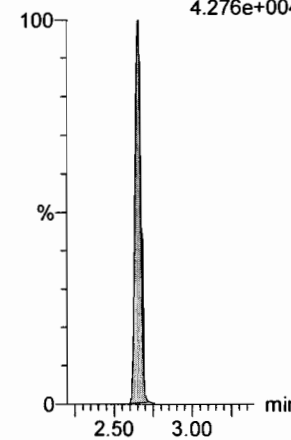
13C2-PFHxA

F10:MRM of 1 channel,ES-
315 > 269.8
1.183e+005



13C3-PFBS

F8:MRM of 1 channel,ES-
302. > 98.8
4.276e+004



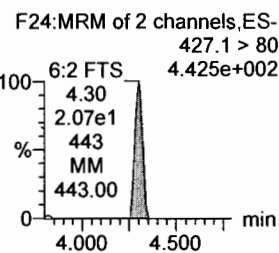
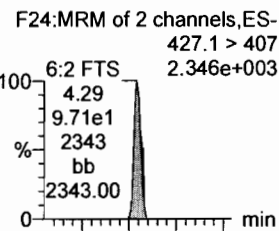
Dataset: F:\Projects\PFAS.PRO\Results\180525M1\18025M1-CRV_B.qld

Last Altered: Saturday, May 26, 2018 13:39:00 Pacific Daylight Time

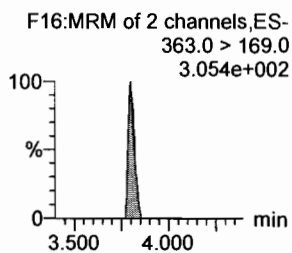
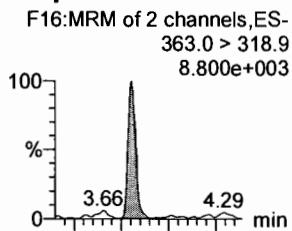
Printed: Saturday, May 26, 2018 13:41:27 Pacific Daylight Time

Name: 180525M1_2, Date: 25-May-2018, Time: 14:53:24, ID: ST180525M1-1 PFC CS-2 18E2202, Description: PFC CS-2 18E2202

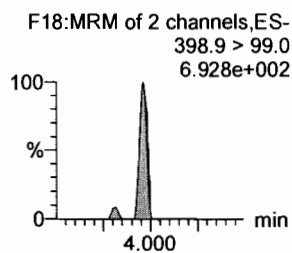
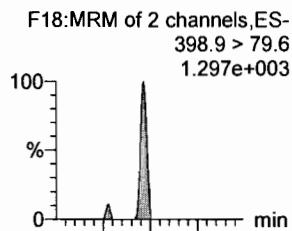
6:2 FTS



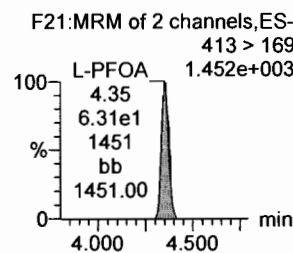
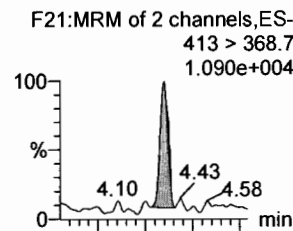
PFHpA



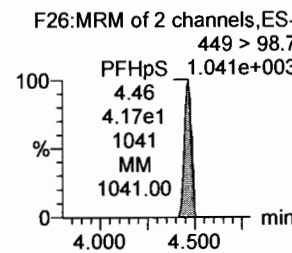
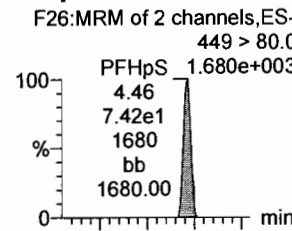
L-PFHxS



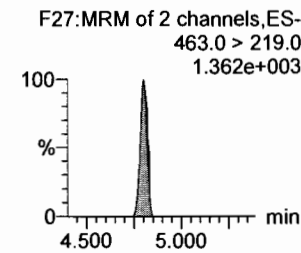
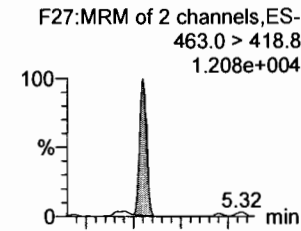
L-PFOA



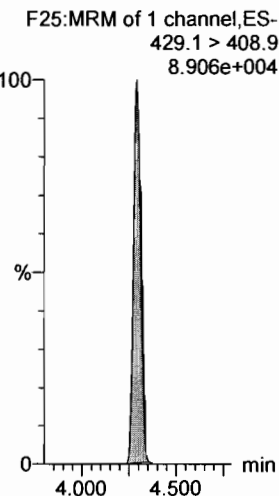
PFHpS



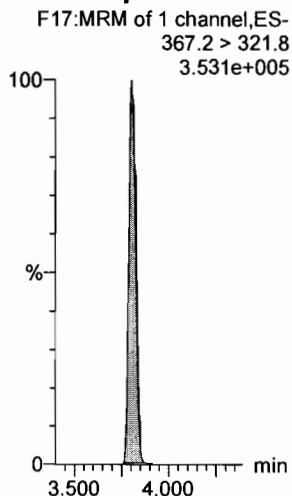
PFNA



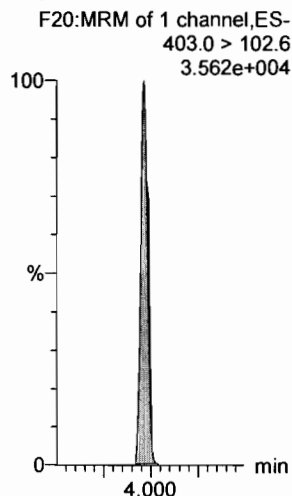
13C2-6:2 FTS



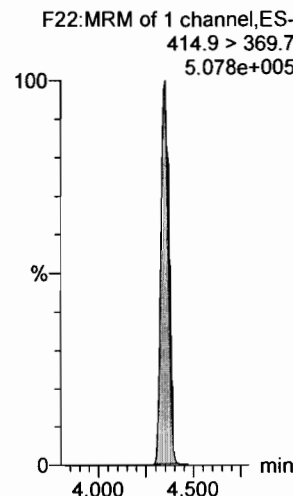
13C4-PFHpA



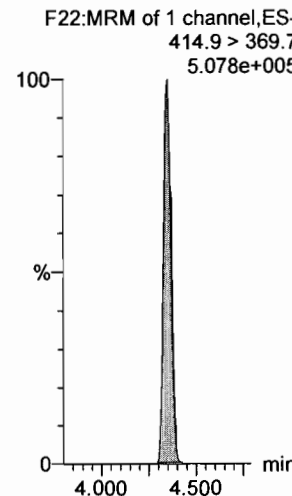
18O2-PFHxS



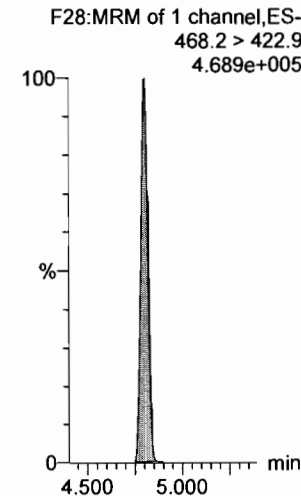
13C2-PFOA



13C2-PFOA



13C5-PFNA

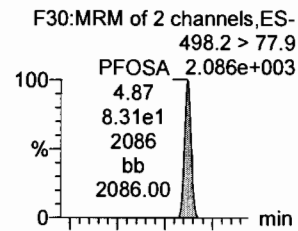


Dataset: F:\Projects\PFAS.PRO\Results\180525M1\180525M1-CRV_B.qld

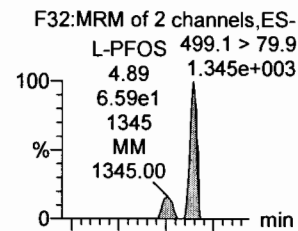
Last Altered: Saturday, May 26, 2018 13:39:00 Pacific Daylight Time
Printed: Saturday, May 26, 2018 13:41:27 Pacific Daylight Time

Name: 180525M1_2, Date: 25-May-2018, Time: 14:53:24, ID: ST180525M1-1 PFC CS-2 18E2202, Description: PFC CS-2 18E2202

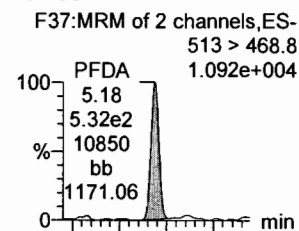
PFOSA



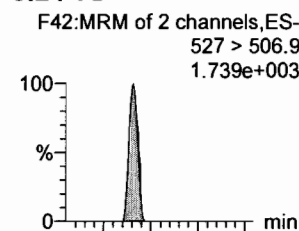
L-PFOS



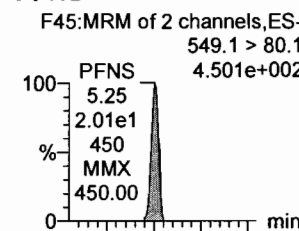
PFDA



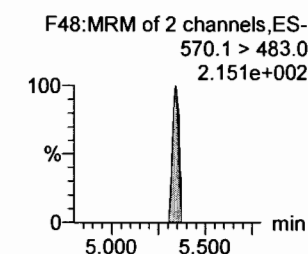
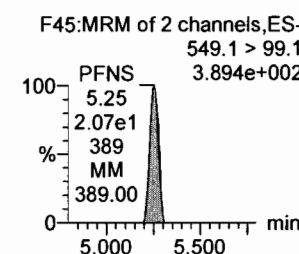
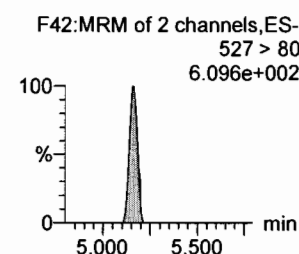
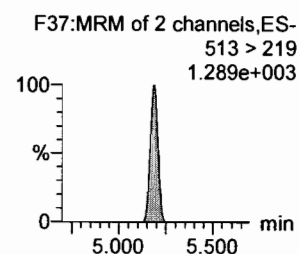
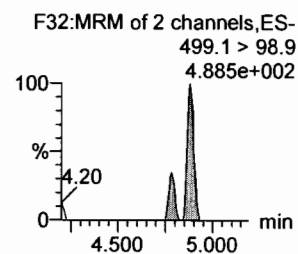
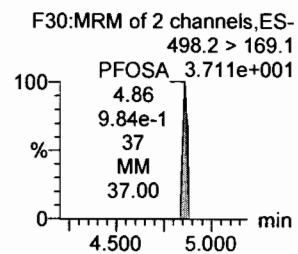
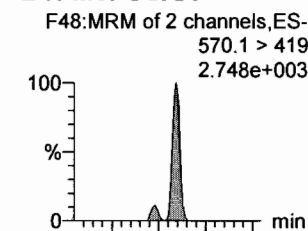
8:2 FTS



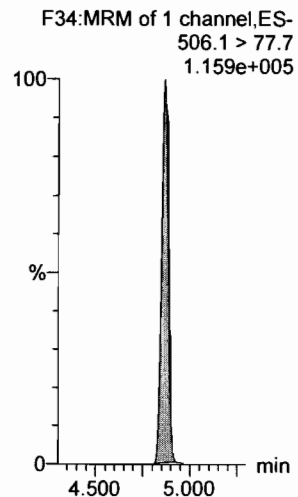
PFNS



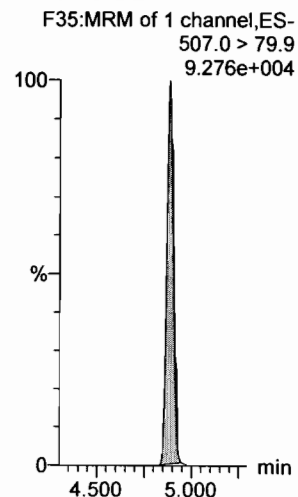
L-N-MeFOSAA



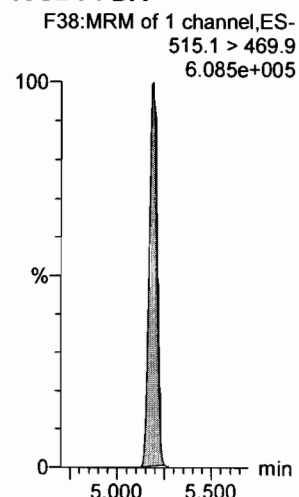
13C8-PFOSA



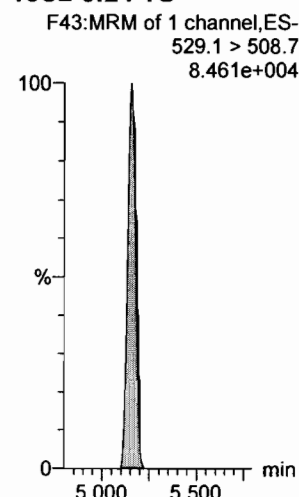
13C8-PFOS



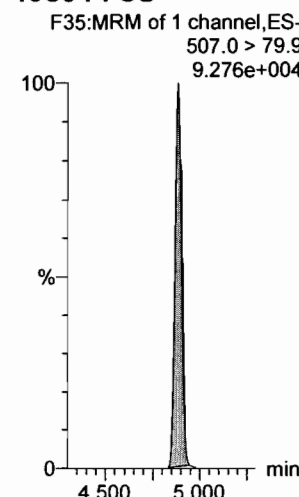
13C2-PFDA



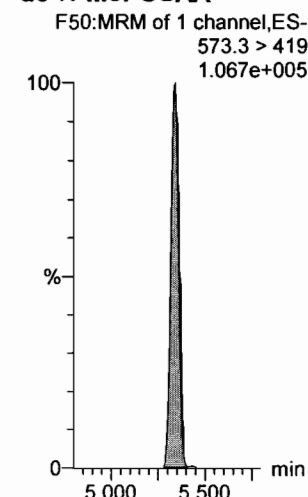
13C2-8:2 FTS



13C8-PFOS



d3-N-MeFOSAA



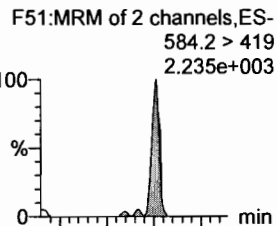
Dataset: F:\Projects\PFAS.PRO\Results\180525M1\18025M1-CRV_B.qld

Last Altered: Saturday, May 26, 2018 13:39:00 Pacific Daylight Time

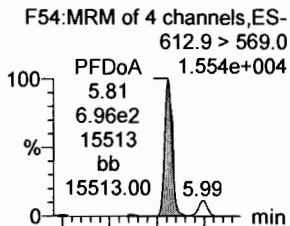
Printed: Saturday, May 26, 2018 13:41:27 Pacific Daylight Time

Name: 180525M1_2, Date: 25-May-2018, Time: 14:53:24, ID: ST180525M1-1 PFC CS-2 18E2202, Description: PFC CS-2 18E2202

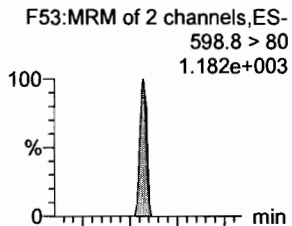
L-N-EtFOSAA



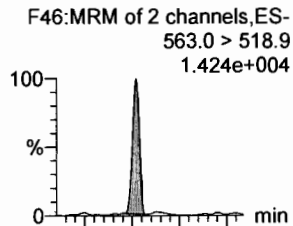
PFDoA



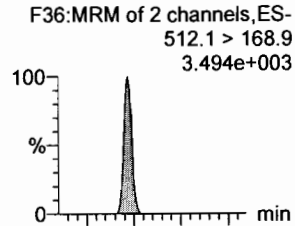
PFDS



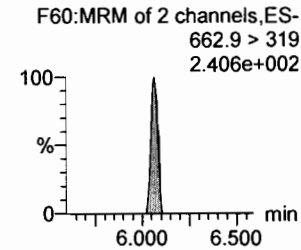
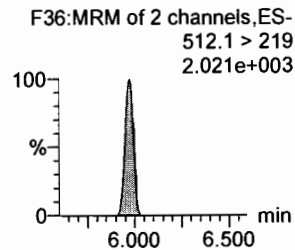
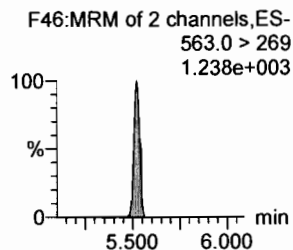
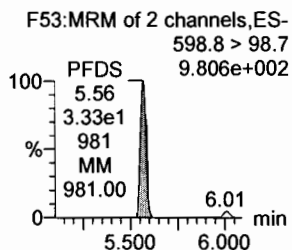
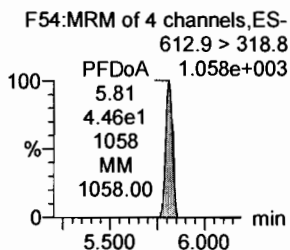
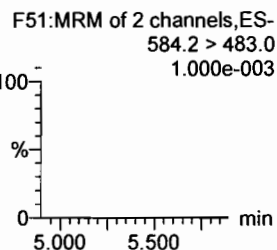
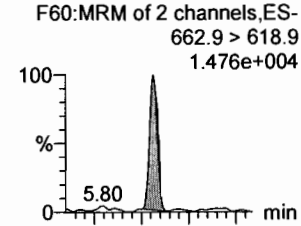
PFUdA



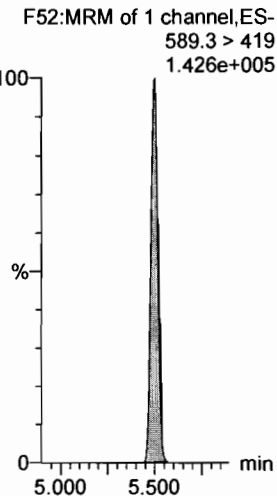
N-MeFOSA



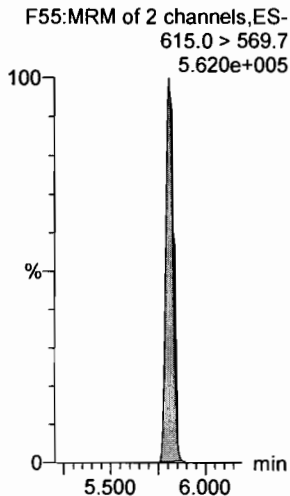
PFTrDA



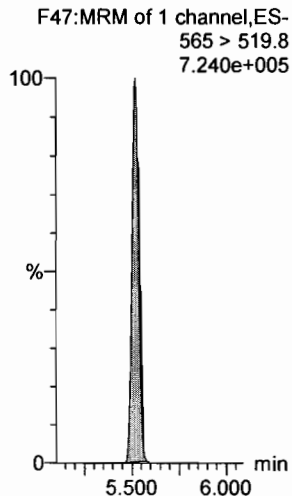
d5-N-EtFOSAA



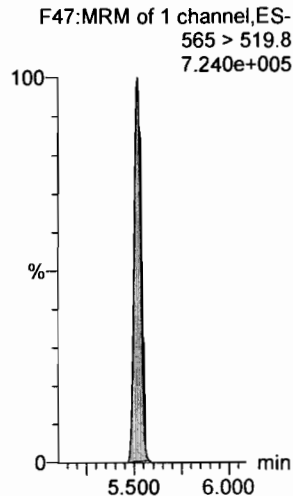
13C2-PFDoA



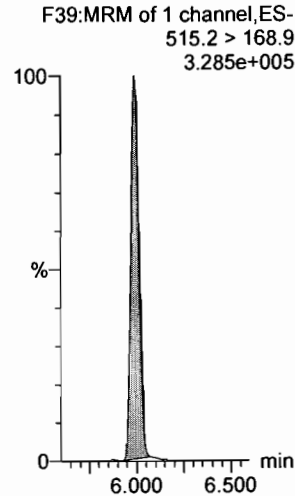
13C2-PFUdA



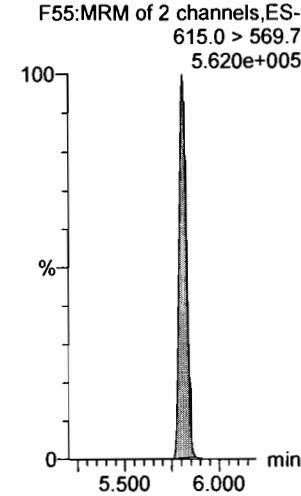
13C2-PFUdA



d3-N-MeFOSA



13C2-PFDoA



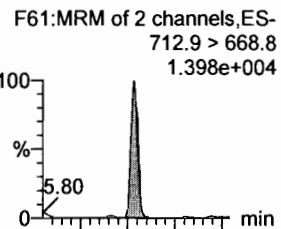
Dataset: F:\Projects\PFAS.PRO\Results\180525M1\180525M1-CRV_B.qld

Last Altered: Saturday, May 26, 2018 13:39:00 Pacific Daylight Time

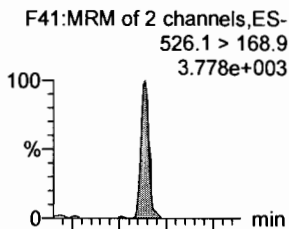
Printed: Saturday, May 26, 2018 13:41:27 Pacific Daylight Time

Name: 180525M1_2, Date: 25-May-2018, Time: 14:53:24, ID: ST180525M1-1 PFC CS-2 18E2202, Description: PFC CS-2 18E2202

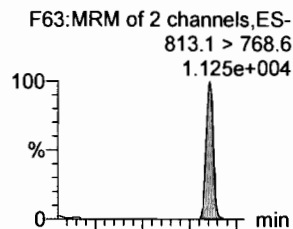
PFTeDA



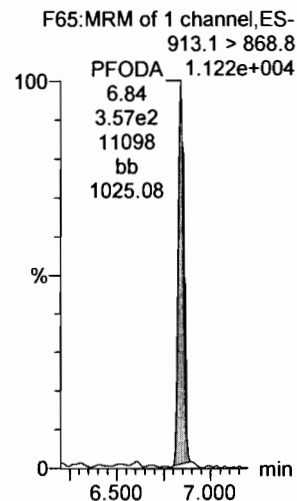
N-EtFOSA



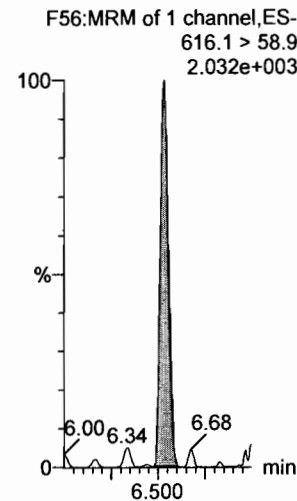
PFHxDA



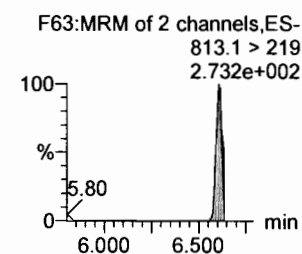
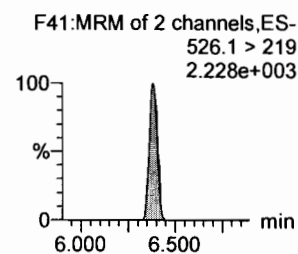
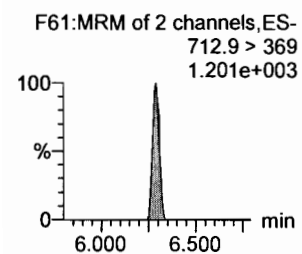
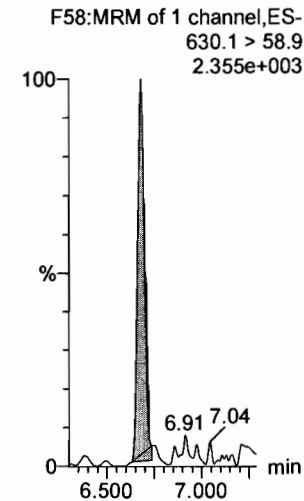
PFODA



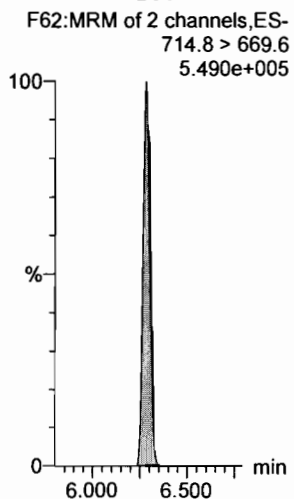
N-MeFOSE



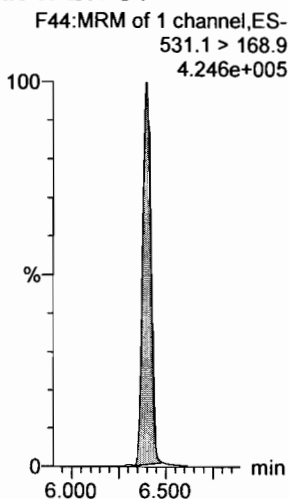
N-EtFOSE



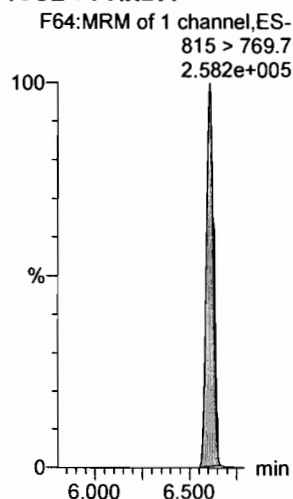
13C2-PFTeDA



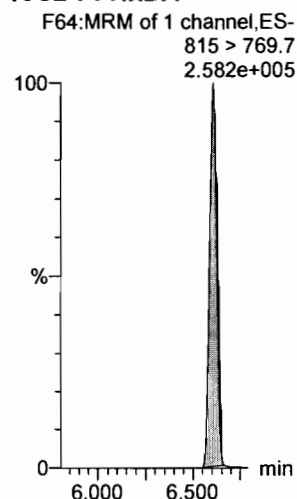
d5-N-ETFOSA



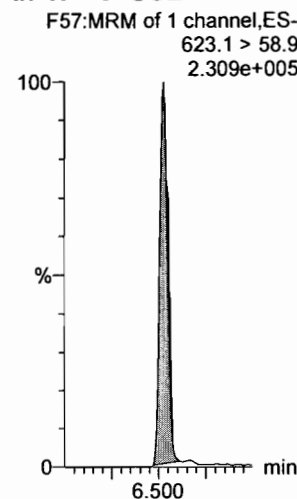
13C2-PFHxDA



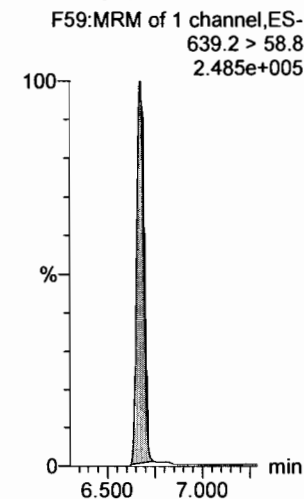
13C2-PFHxDA



d7-N-MeFOSE



d9-N-EtFOSE



Dataset: F:\Projects\PFAS.PRO\Results\180525M1\180525M1-CRV_B.qld

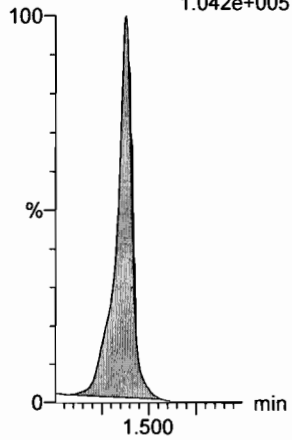
Last Altered: Saturday, May 26, 2018 13:39:00 Pacific Daylight Time

Printed: Saturday, May 26, 2018 13:41:27 Pacific Daylight Time

Name: 180525M1_2, Date: 25-May-2018, Time: 14:53:24, ID: ST180525M1-1 PFC CS-2 18E2202, Description: PFC CS-2 18E2202

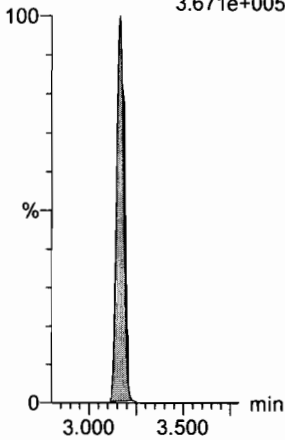
13C4-PFBA

F4:MRM of 1 channel,ES-
217. > 171.8
1.042e+005



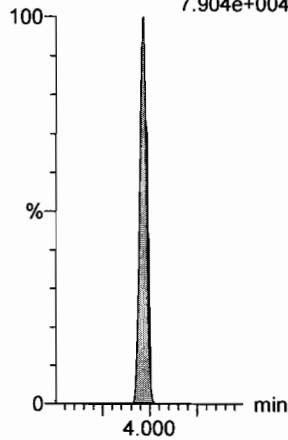
13C5-PFHxA

F11:MRM of 1 channel,ES-
318 > 272.9
3.671e+005



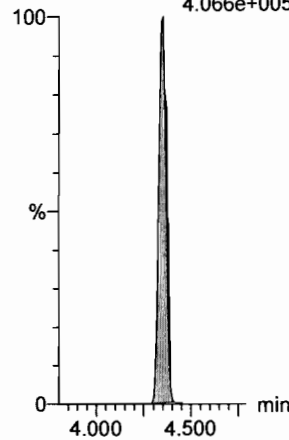
13C3-PFHxS

F19:MRM of 1 channel,ES-
401.9 > 79.9
7.904e+004



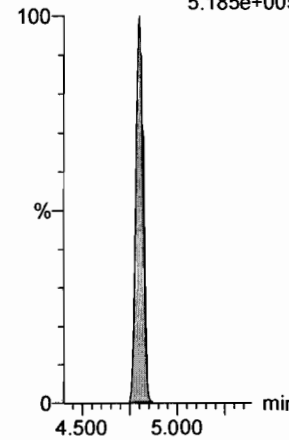
13C8-PFOA

F23:MRM of 1 channel,ES-
421.3 > 376
4.066e+005



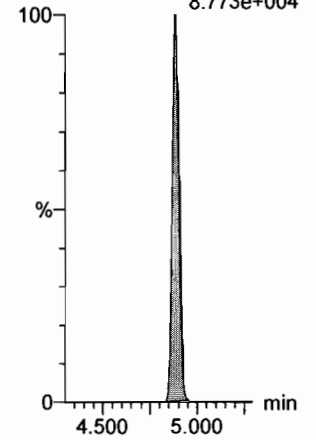
13C9-PFNA

F29:MRM of 1 channel,ES-
472.2 > 426.9
5.185e+005



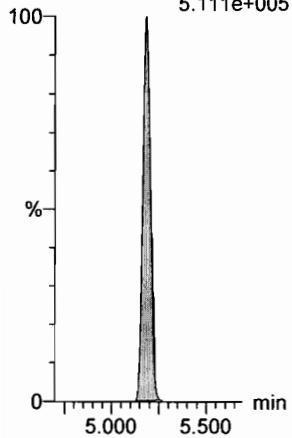
13C4-PFOS

F33:MRM of 1 channel,ES-
503 > 79.9
8.773e+004



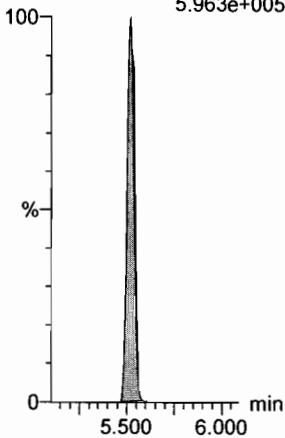
13C6-PFDA

F40:MRM of 1 channel,ES-
519.1 > 473.7
5.111e+005



13C7-PFUdA

F49:MRM of 1 channel,ES-
570.1 > 524.8
5.963e+005



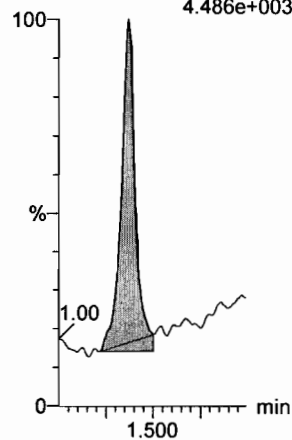
Dataset: F:\Projects\PFAS.PRO\Results\180525M1\180525M1-CRV_B.qld

Last Altered: Saturday, May 26, 2018 13:39:00 Pacific Daylight Time
Printed: Saturday, May 26, 2018 13:41:27 Pacific Daylight Time

Name: 180525M1_3, Date: 25-May-2018, Time: 15:04:47, ID: ST180525M1-2 PFC CS-1 18E2203, Description: PFC CS-1 18E2203

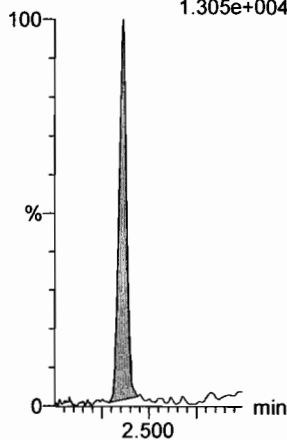
PFBA

F2:MRM of 1 channel,ES-
213.0 > 168.8
4.486e+003



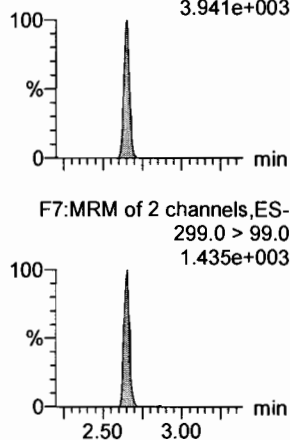
PFPeA

F5:MRM of 1 channel,ES-
263.1 > 218.9
1.305e+004



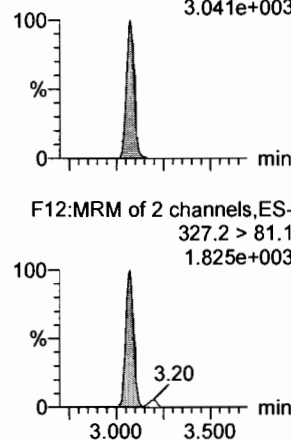
PFBS

F7:MRM of 2 channels,ES-
299.0 > 79.7
3.941e+003



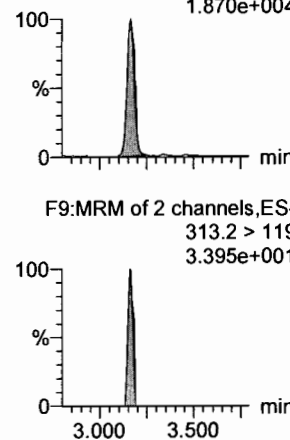
4:2 FTS

F12:MRM of 2 channels,ES-
327.2 > 307.2
3.041e+003



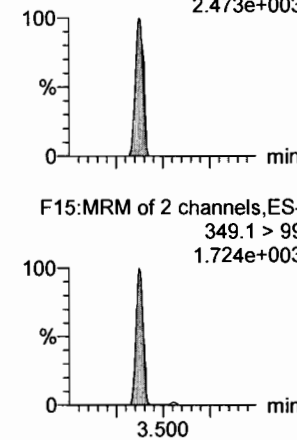
PFHxA

F9:MRM of 2 channels,ES-
313.2 > 268.9
1.870e+004



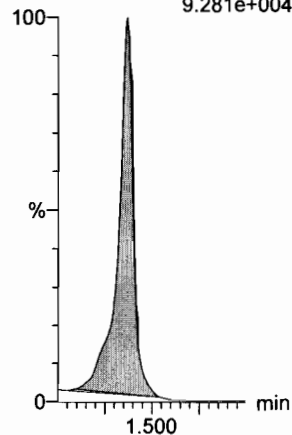
PFPeS

F15:MRM of 2 channels,ES-
349.1 > 80.1
2.473e+003



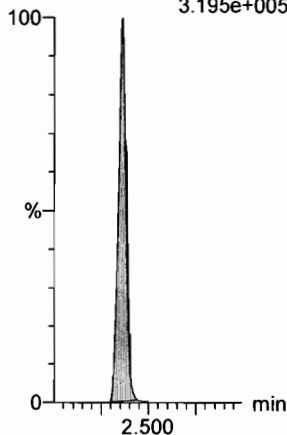
13C3-PFBA

F3:MRM of 1 channel,ES-
216.1 > 171.8
9.281e+004



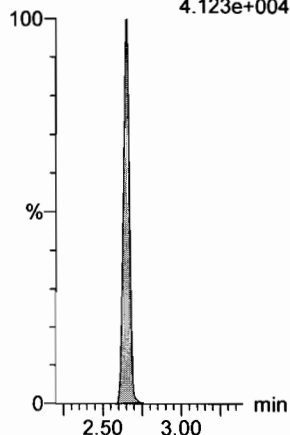
13C3-PFPeA

F6:MRM of 1 channel,ES-
266. > 221.8
3.195e+005



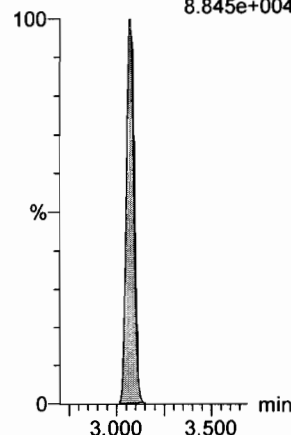
13C3-PFBS

F8:MRM of 1 channel,ES-
302. > 98.8
4.123e+004



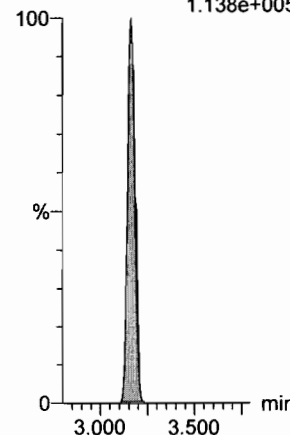
13C2-4:2 FTS

F13:MRM of 1 channel,ES-
329.2 > 308.9
8.845e+004



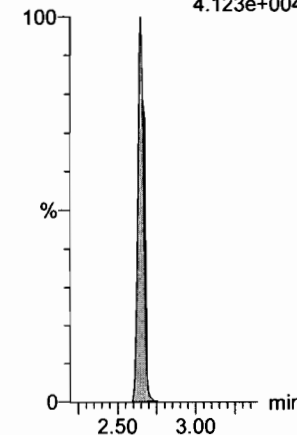
13C2-PFHxA

F10:MRM of 1 channel,ES-
315 > 269.8
1.138e+005



13C3-PFBS

F8:MRM of 1 channel,ES-
302. > 98.8
4.123e+004



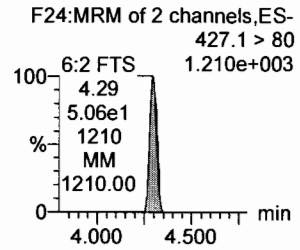
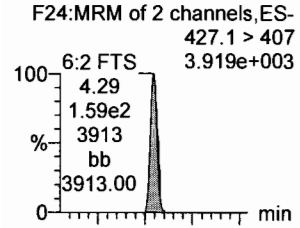
Dataset: F:\Projects\PFAS.PRO\Results\180525M1\18025M1-CRV_B.qld

Last Altered: Saturday, May 26, 2018 13:39:00 Pacific Daylight Time

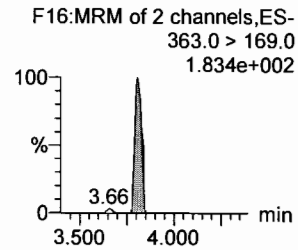
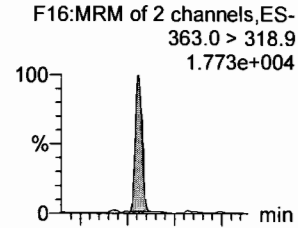
Printed: Saturday, May 26, 2018 13:41:27 Pacific Daylight Time

Name: 180525M1_3, Date: 25-May-2018, Time: 15:04:47, ID: ST180525M1-2 PFC CS-1 18E2203, Description: PFC CS-1 18E2203

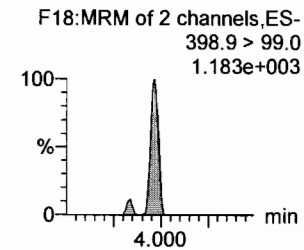
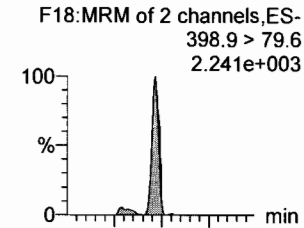
6:2 FTS



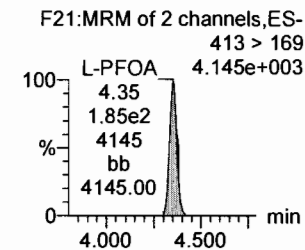
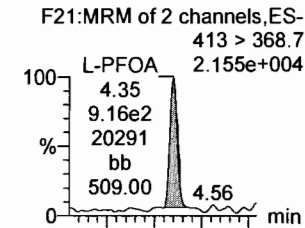
PFHpA



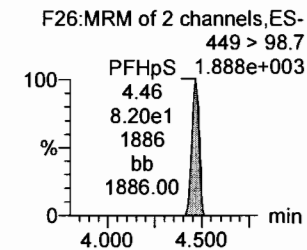
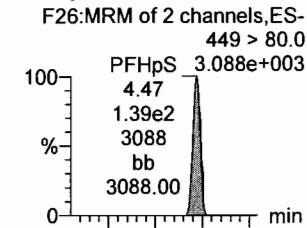
L-PFHxS



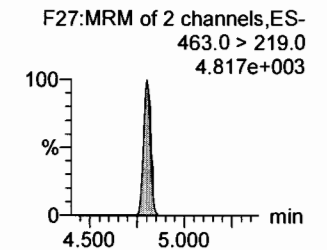
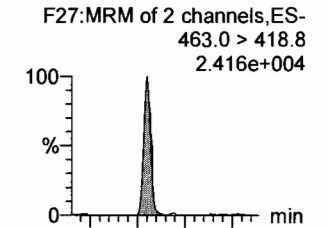
L-PFOA



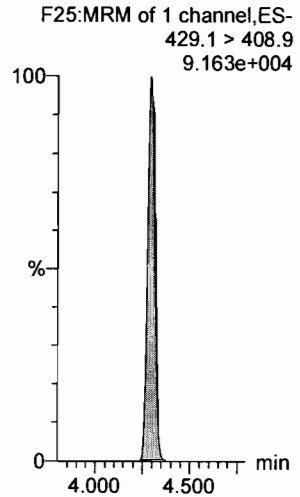
PFHpS



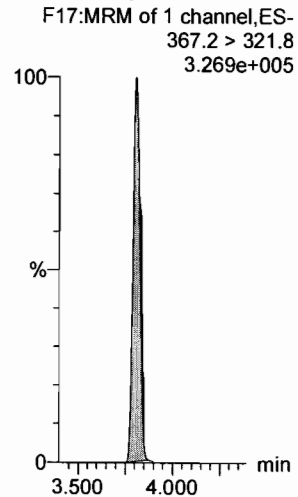
PFNA



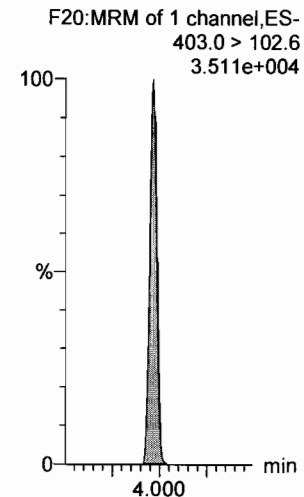
13C2-6:2 FTS



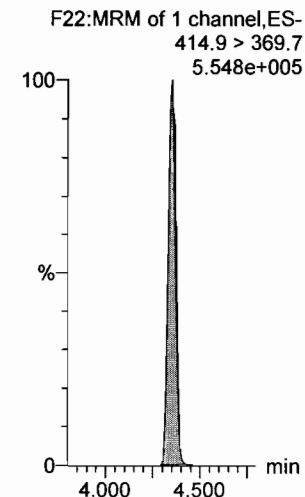
13C4-PFHpA



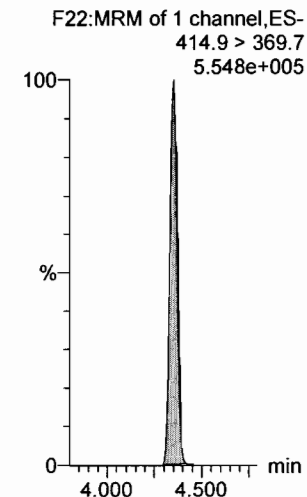
18O2-PFHxS



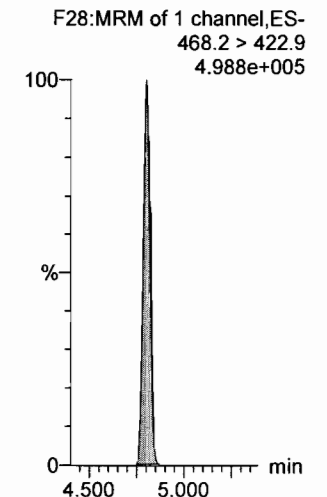
13C2-PFOA



13C2-PFOA



13C5-PFNA



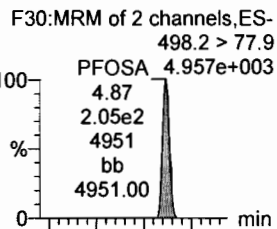
Dataset: F:\Projects\PFAS.PRO\Results\180525M1\18025M1-CRV_B.qld

Last Altered: Saturday, May 26, 2018 13:39:00 Pacific Daylight Time

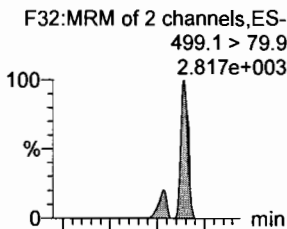
Printed: Saturday, May 26, 2018 13:41:27 Pacific Daylight Time

Name: 180525M1_3, Date: 25-May-2018, Time: 15:04:47, ID: ST180525M1-2 PFC CS-1 18E2203, Description: PFC CS-1 18E2203

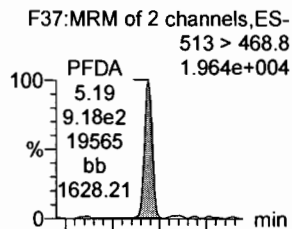
PFOSA



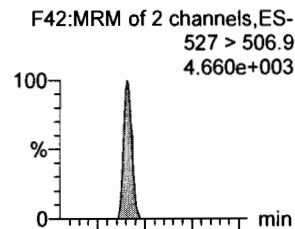
L-PFOS



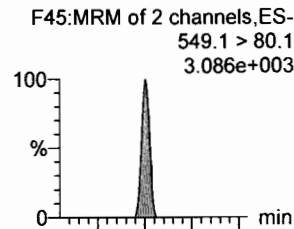
PFDA



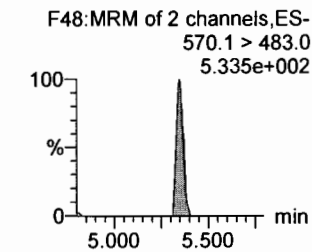
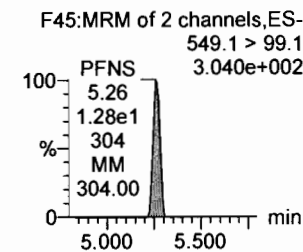
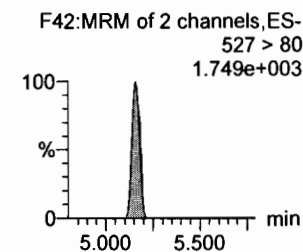
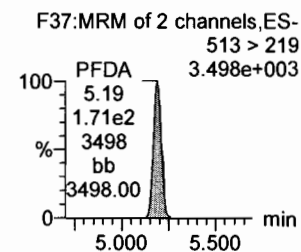
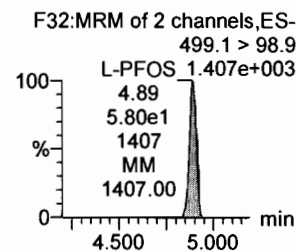
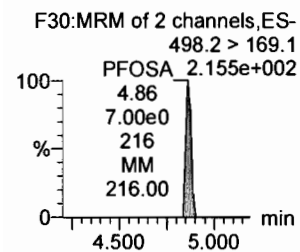
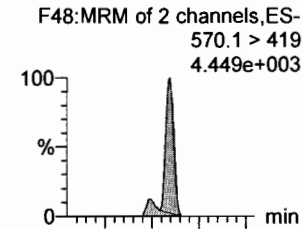
8:2 FTS



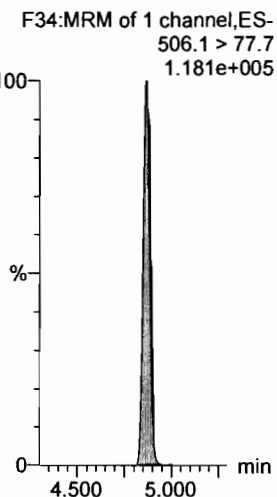
PFNS



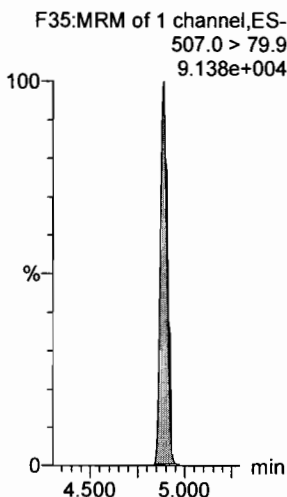
L-N-MeFOSAA



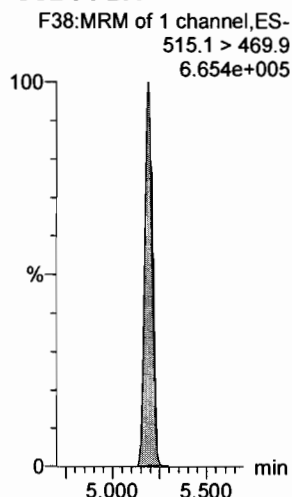
13C8-PFOSA



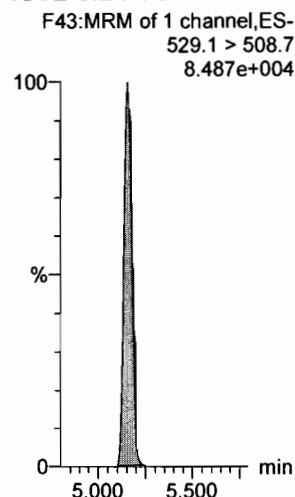
13C8-PFOS



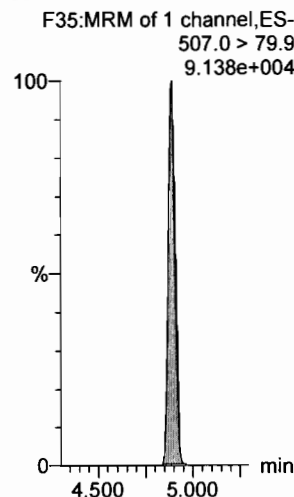
13C2-PFDA



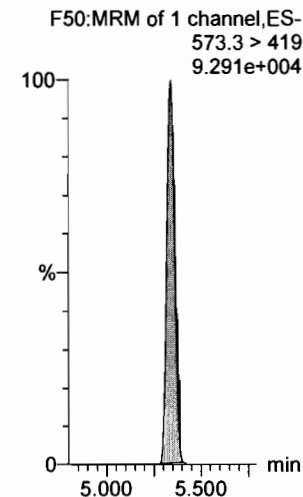
13C2-8:2 FTS



13C8-PFOS



d3-N-MeFOSAA



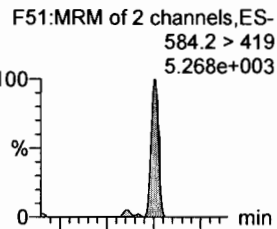
Dataset: F:\Projects\PFAS.PRO\Results\180525M1\180525M1-CRV_B.qld

Last Altered: Saturday, May 26, 2018 13:39:00 Pacific Daylight Time

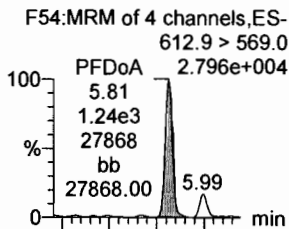
Printed: Saturday, May 26, 2018 13:41:27 Pacific Daylight Time

Name: 180525M1_3, Date: 25-May-2018, Time: 15:04:47, ID: ST180525M1-2 PFC CS-1 18E2203, Description: PFC CS-1 18E2203

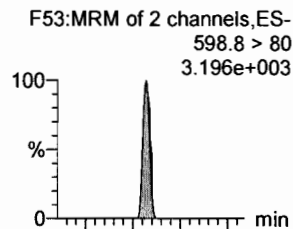
L-N-EtFOSAA



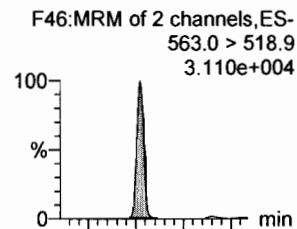
PFDoA



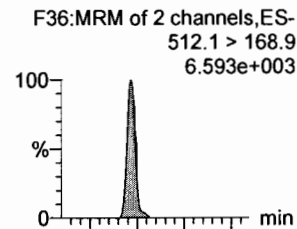
PFDS



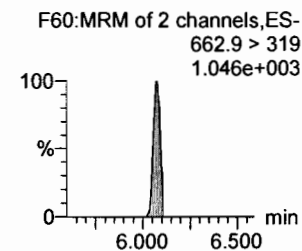
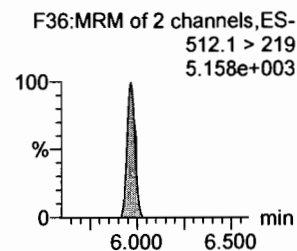
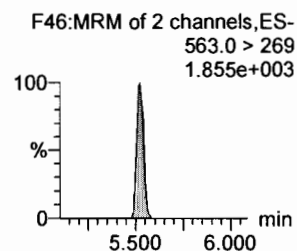
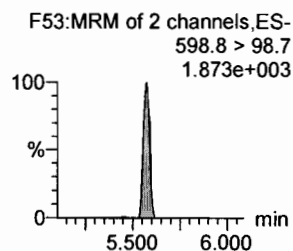
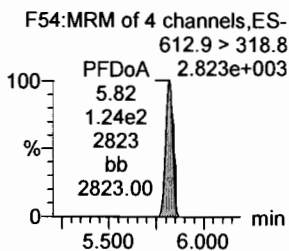
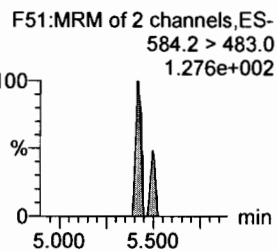
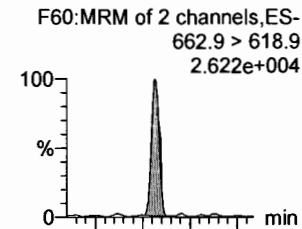
PFUdA



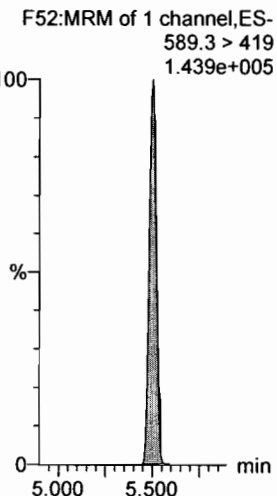
N-MeFOSA



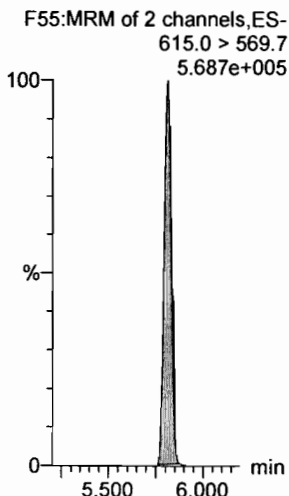
PFTrDA



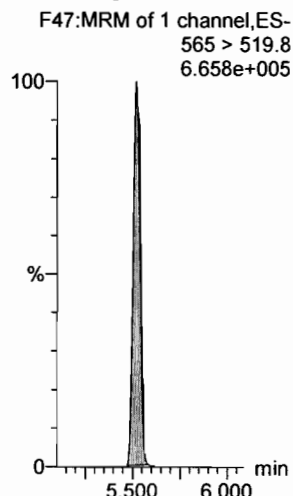
d5-N-EtFOSAA



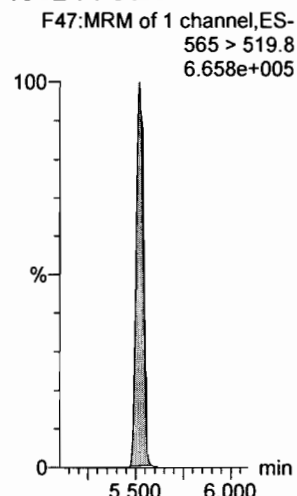
13C2-PFDoA



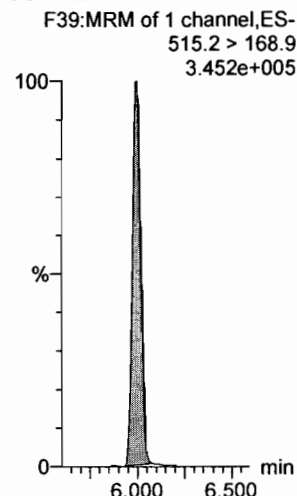
13C2-PFUdA



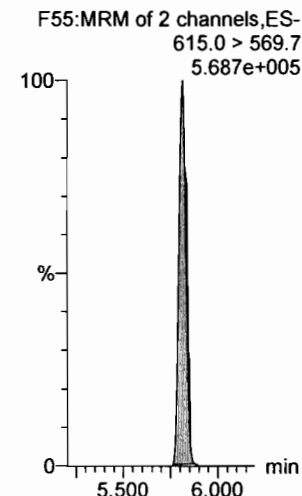
13C2-PFUdA



d3-N-MeFOSA



13C2-PFDoA



Dataset: F:\Projects\PFAS.PRO\Results\180525M1\18025M1-CRV_B.qld

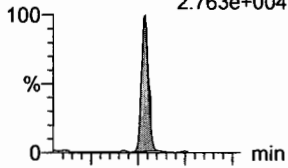
Last Altered: Saturday, May 26, 2018 13:39:00 Pacific Daylight Time

Printed: Saturday, May 26, 2018 13:41:27 Pacific Daylight Time

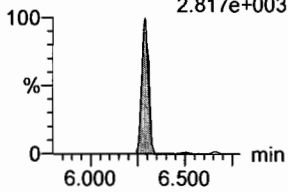
Name: 180525M1_3, Date: 25-May-2018, Time: 15:04:47, ID: ST180525M1-2 PFC CS-1 18E2203, Description: PFC CS-1 18E2203

PFTeDA

F61:MRM of 2 channels,ES-
712.9 > 668.8
2.763e+004

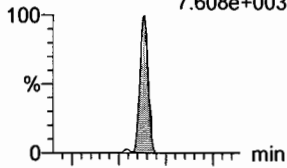


F61:MRM of 2 channels,ES-
712.9 > 369
2.817e+003

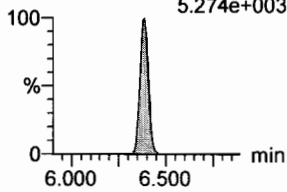


N-EtFOSA

F41:MRM of 2 channels,ES-
526.1 > 168.9
7.608e+003

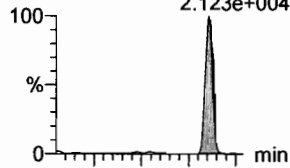


F41:MRM of 2 channels,ES-
526.1 > 219
5.274e+003

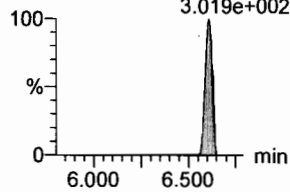


PFHxDA

F63:MRM of 2 channels,ES-
813.1 > 768.6
2.123e+004

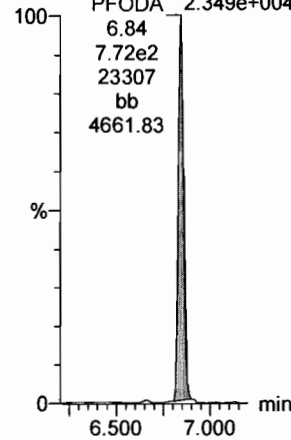


F63:MRM of 2 channels,ES-
813.1 > 219
3.019e+002



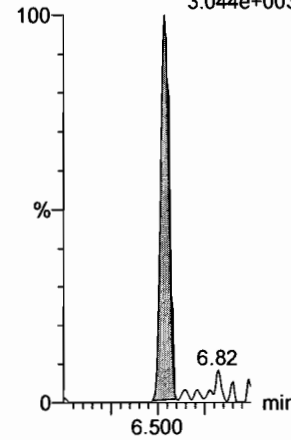
PFODA

F65:MRM of 1 channel,ES-
913.1 > 868.8
2.349e+004



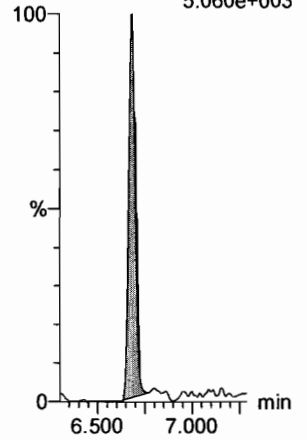
N-MeFOSE

F56:MRM of 1 channel,ES-
616.1 > 58.9
3.044e+003



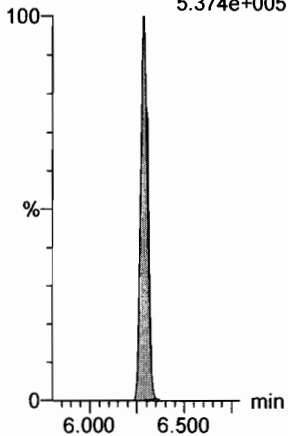
N-EtFOSE

F58:MRM of 1 channel,ES-
630.1 > 58.9
5.060e+003



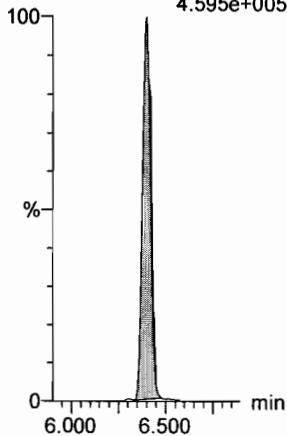
13C2-PFTeDA

F62:MRM of 2 channels,ES-
714.8 > 669.6
5.374e+005



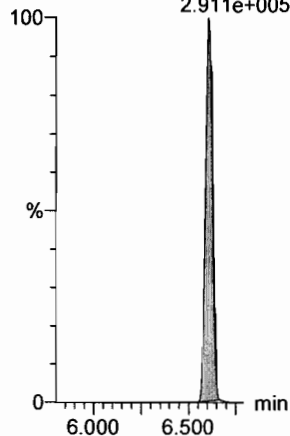
d5-N-ETFOSA

F44:MRM of 1 channel,ES-
531.1 > 168.9
4.595e+005



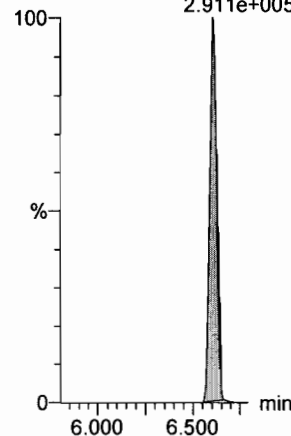
13C2-PFHxDA

F64:MRM of 1 channel,ES-
815 > 769.7
2.911e+005



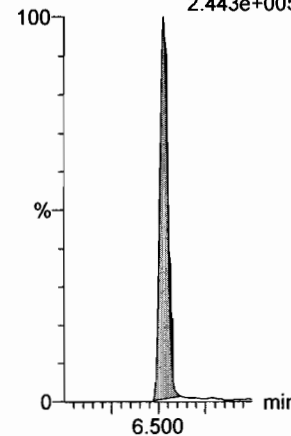
13C2-PFHxDA

F64:MRM of 1 channel,ES-
815 > 769.7
2.911e+005



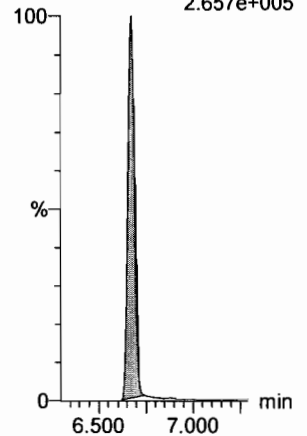
d7-N-MeFOSE

F57:MRM of 1 channel,ES-
623.1 > 58.9
2.443e+005



d9-N-EtFOSE

F59:MRM of 1 channel,ES-
639.2 > 58.8
2.657e+005



Dataset: F:\Projects\PFAS.PRO\Results\180525M1\180525M1-CRV_B.qld

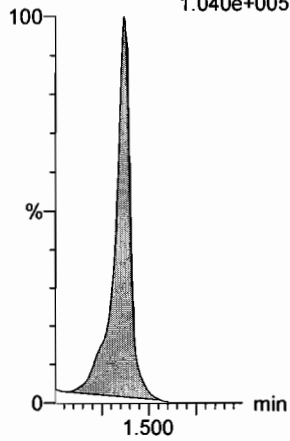
Last Altered: Saturday, May 26, 2018 13:39:00 Pacific Daylight Time

Printed: Saturday, May 26, 2018 13:41:27 Pacific Daylight Time

Name: 180525M1_3, Date: 25-May-2018, Time: 15:04:47, ID: ST180525M1-2 PFC CS-1 18E2203, Description: PFC CS-1 18E2203

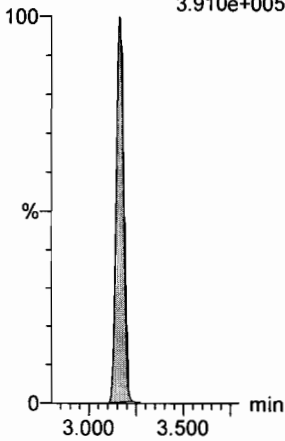
13C4-PFBA

F4:MRM of 1 channel,ES-
217. > 171.8
1.040e+005



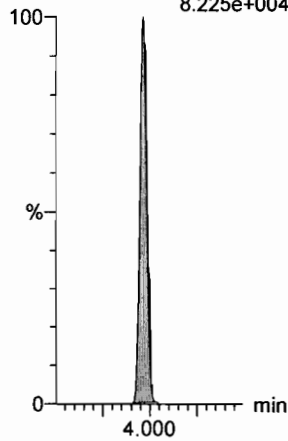
13C5-PFHxA

F11:MRM of 1 channel,ES-
318 > 272.9
3.910e+005



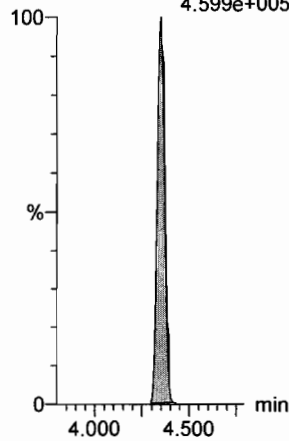
13C3-PFHxS

F19:MRM of 1 channel,ES-
401.9 > 79.9
8.225e+004



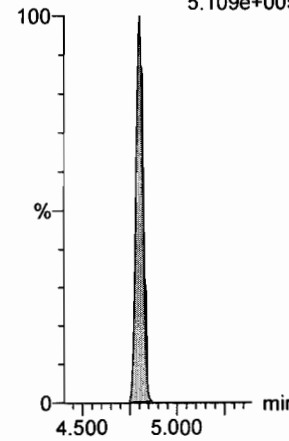
13C8-PFOA

F23:MRM of 1 channel,ES-
421.3 > 376
4.599e+005



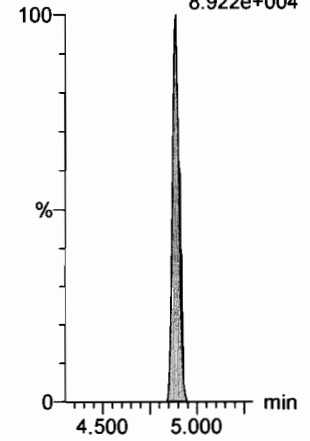
13C9-PFNA

F29:MRM of 1 channel,ES-
472.2 > 426.9
5.109e+005



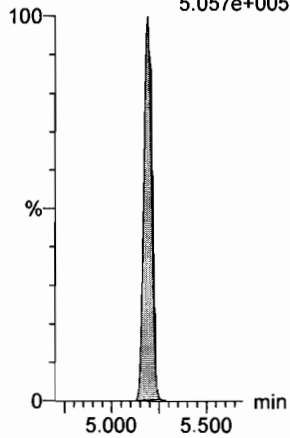
13C4-PFOS

F33:MRM of 1 channel,ES-
503 > 79.9
8.922e+004



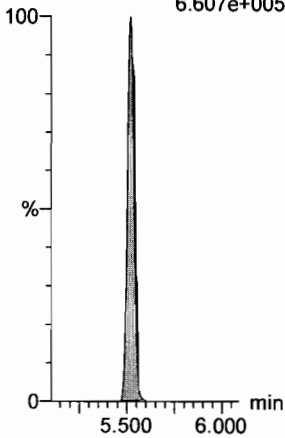
13C6-PFDA

F40:MRM of 1 channel,ES-
519.1 > 473.7
5.057e+005



13C7-PFUdA

F49:MRM of 1 channel,ES-
570.1 > 524.8
6.607e+005

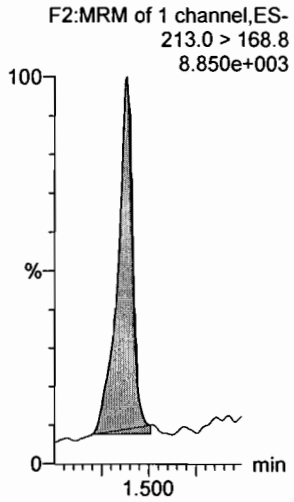


Dataset: F:\Projects\PFAS.PRO\Results\180525M1\18025M1-CRV_B.qld

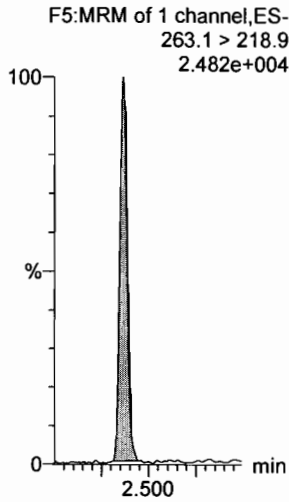
Last Altered: Saturday, May 26, 2018 13:39:00 Pacific Daylight Time
Printed: Saturday, May 26, 2018 13:41:27 Pacific Daylight Time

Name: 180525M1_4, Date: 25-May-2018, Time: 15:16:11, ID: ST180525M1-3 PFC CS0 18E2204, Description: PFC CS0 18E2204

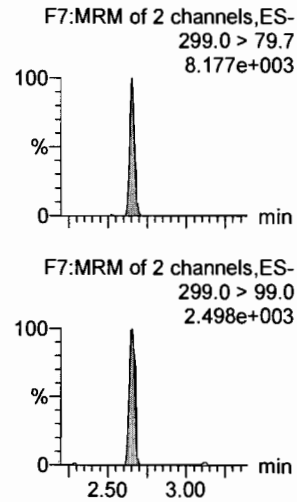
PFBA



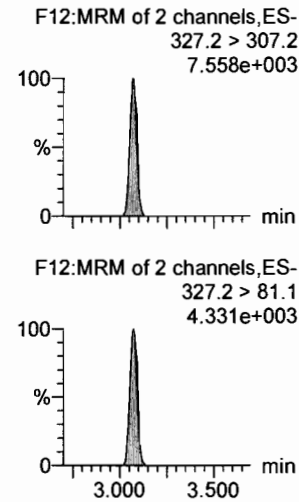
PFPeA



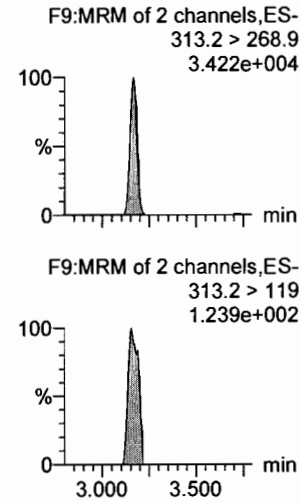
PFBS



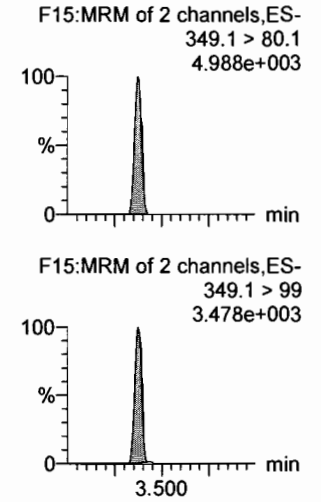
4:2 FTS



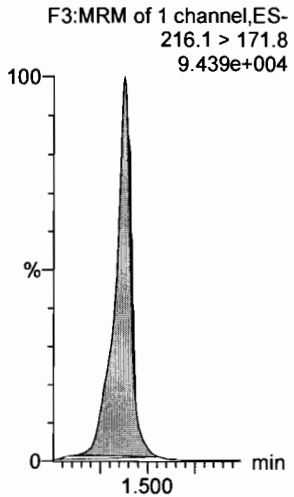
PFHxA



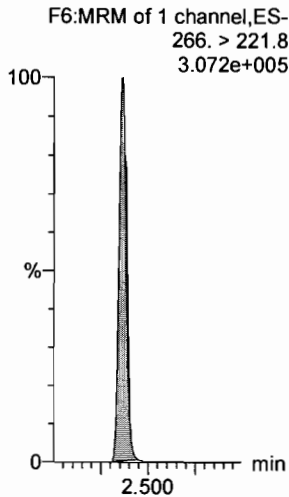
PFPeS



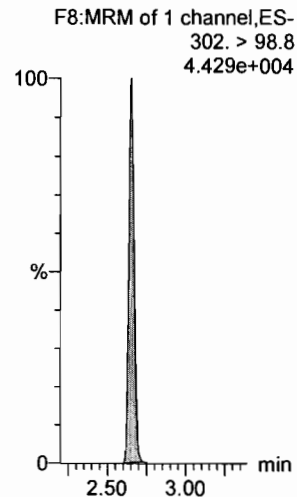
13C3-PFBA



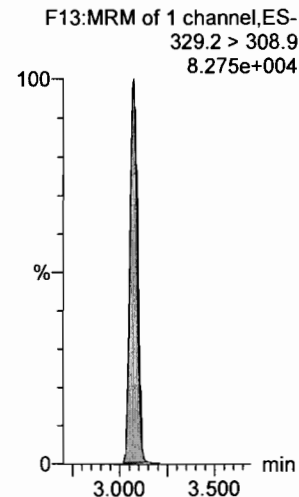
13C3-PFPeA



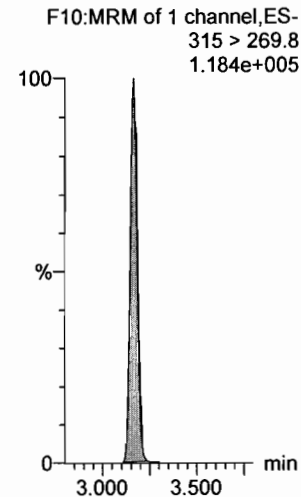
13C3-PFBS



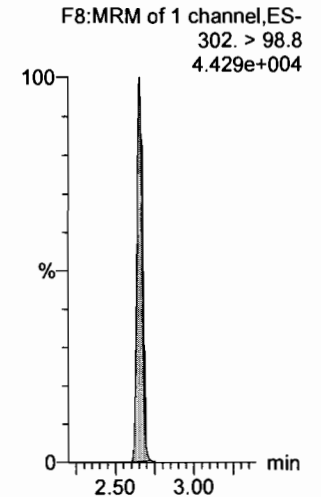
13C2-4:2 FTS



13C2-PFHxA



13C3-PFBS



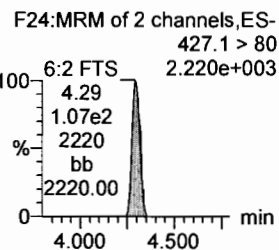
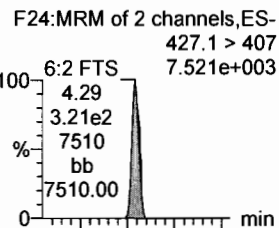
Dataset: F:\Projects\PFAS.PRO\Results\180525M1\180525M1-CRV_B.qld

Last Altered: Saturday, May 26, 2018 13:39:00 Pacific Daylight Time

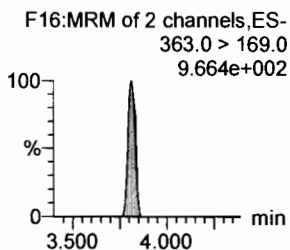
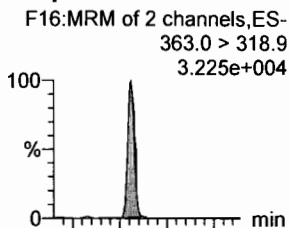
Printed: Saturday, May 26, 2018 13:41:27 Pacific Daylight Time

Name: 180525M1_4, Date: 25-May-2018, Time: 15:16:11, ID: ST180525M1-3 PFC CS0 18E2204, Description: PFC CS0 18E2204

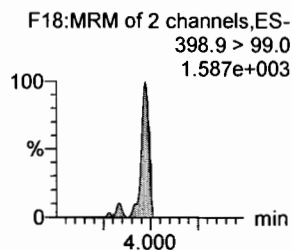
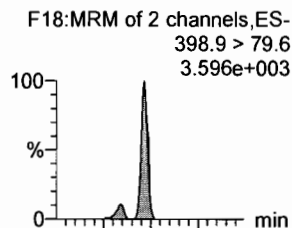
6:2 FTS



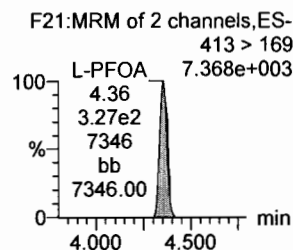
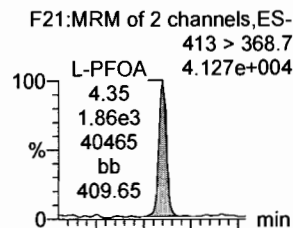
PFHpA



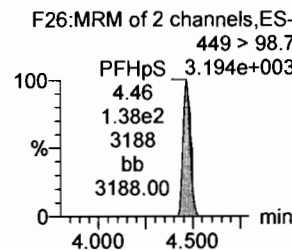
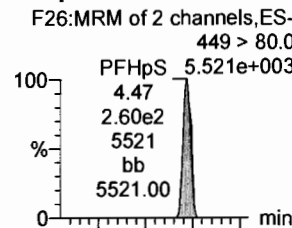
L-PFHxS



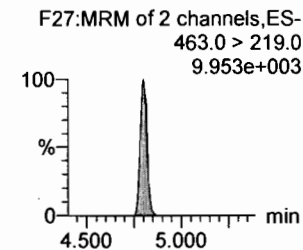
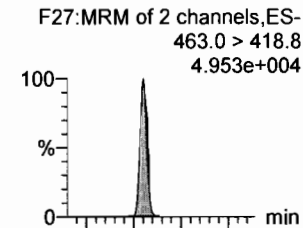
L-PFOA



PFHpS

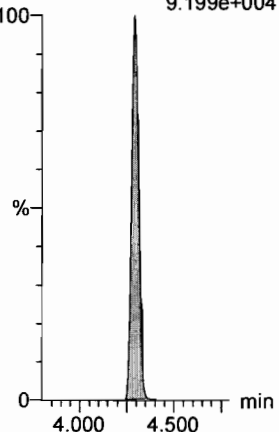


PFNA



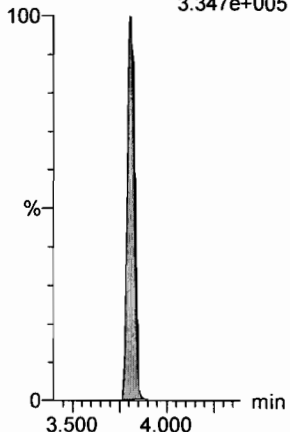
13C2-6:2 FTS

F25:MRM of 1 channel,ES-
429.1 > 408.9
9.199e+004



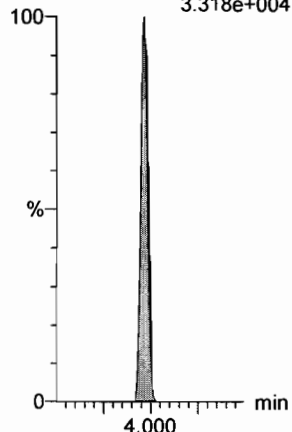
13C4-PFHpA

F17:MRM of 1 channel,ES-
367.2 > 321.8
3.347e+005



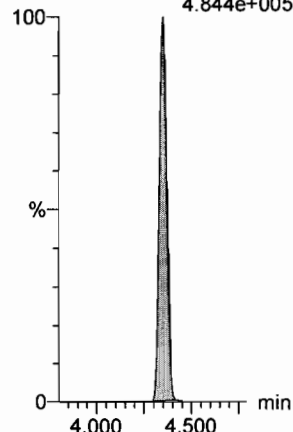
18O2-PFHxS

F20:MRM of 1 channel,ES-
403.0 > 102.6
3.318e+004



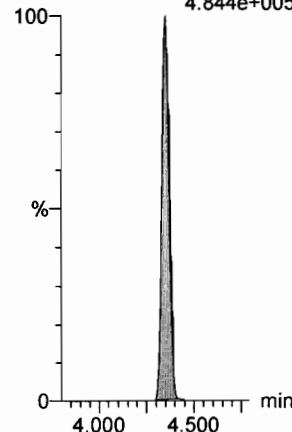
13C2-PFOA

F22:MRM of 1 channel,ES-
414.9 > 369.7
4.844e+005



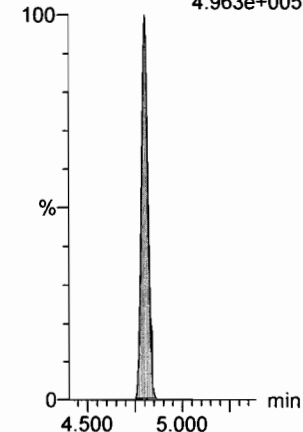
13C2-PFOA

F22:MRM of 1 channel,ES-
414.9 > 369.7
4.844e+005



13C5-PFNA

F28:MRM of 1 channel,ES-
468.2 > 422.9
4.963e+005



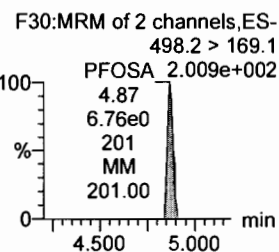
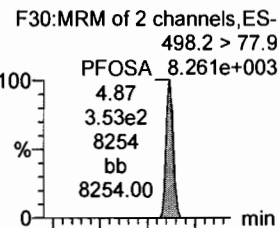
Dataset: F:\Projects\PFAS.PRO\Results\180525M1\18025M1-CRV_B.qld

Last Altered: Saturday, May 26, 2018 13:39:00 Pacific Daylight Time

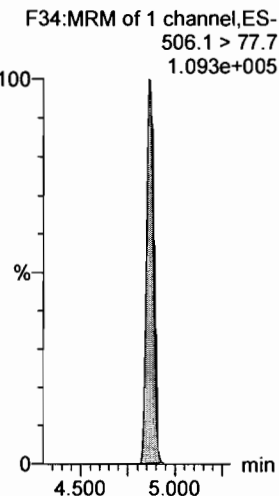
Printed: Saturday, May 26, 2018 13:41:27 Pacific Daylight Time

Name: 180525M1_4, Date: 25-May-2018, Time: 15:16:11, ID: ST180525M1-3 PFC CS0 18E2204, Description: PFC CS0 18E2204

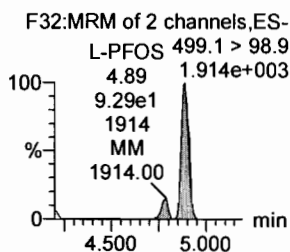
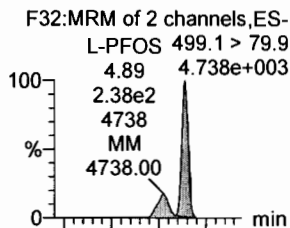
PFOSA



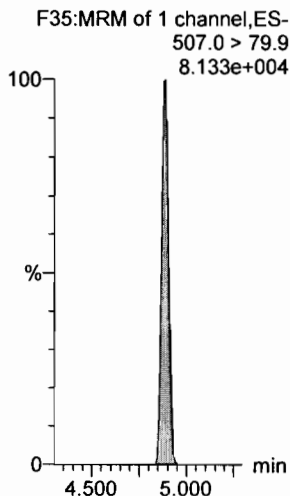
13C8-PFOSA



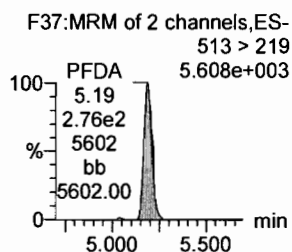
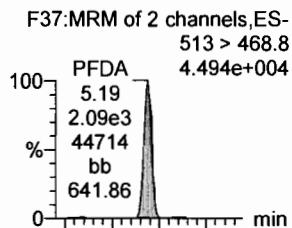
L-PFOS



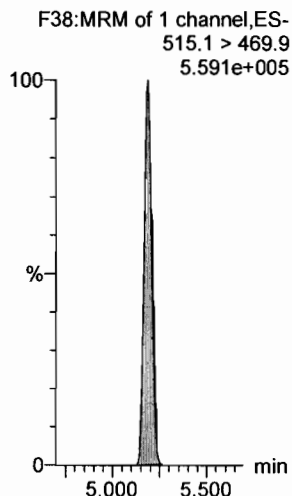
13C8-PFOS



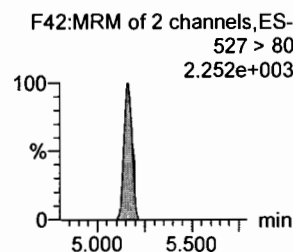
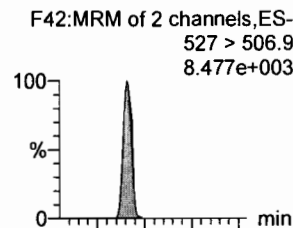
PFDA



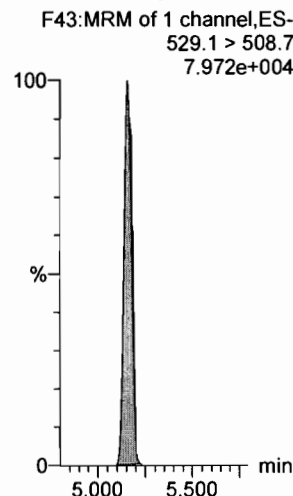
13C2-PFDA



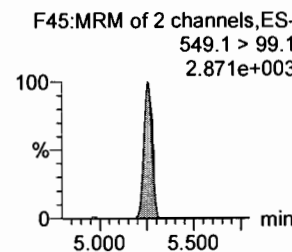
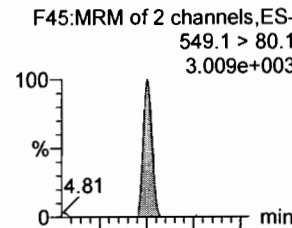
8:2 FTS



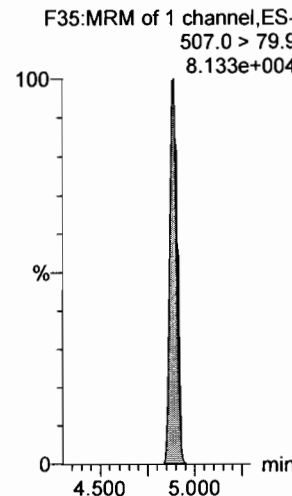
13C2-8:2 FTS



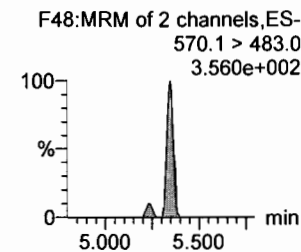
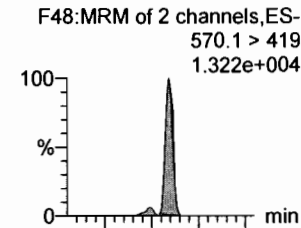
PFNS



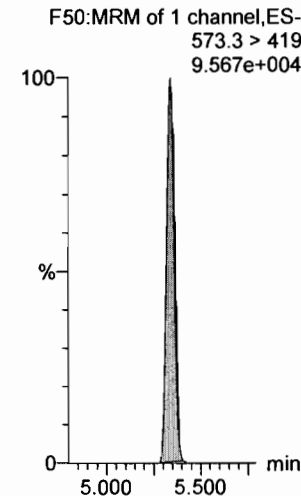
13C8-PFOS



L-N-MeFOSAA



d3-N-MeFOSAA



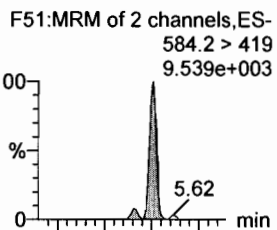
Dataset: F:\Projects\PFAS.PRO\Results\180525M1\18025M1-CRV_B.qld

Last Altered: Saturday, May 26, 2018 13:39:00 Pacific Daylight Time

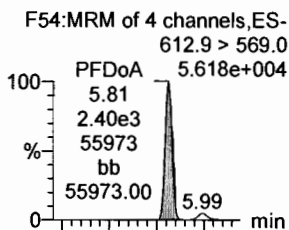
Printed: Saturday, May 26, 2018 13:41:27 Pacific Daylight Time

Name: 180525M1_4, Date: 25-May-2018, Time: 15:16:11, ID: ST180525M1-3 PFC CS0 18E2204, Description: PFC CS0 18E2204

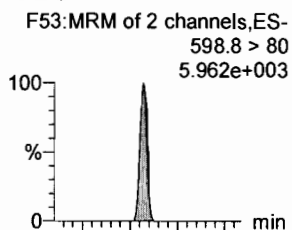
L-N-EtFOSAA



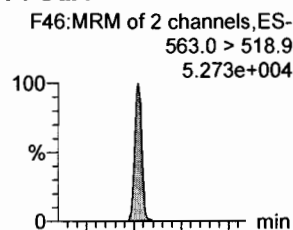
PFDoA



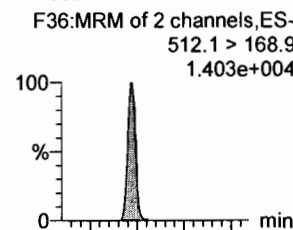
PFDS



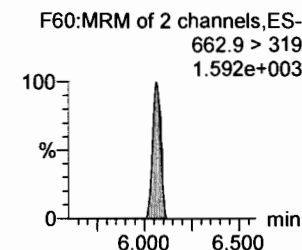
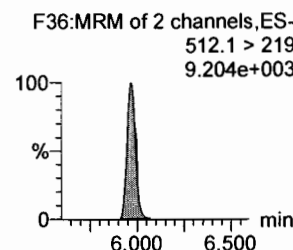
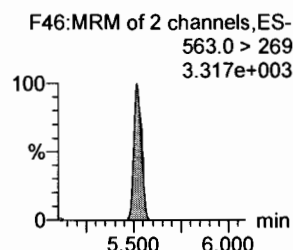
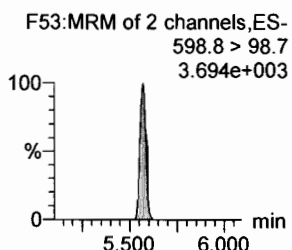
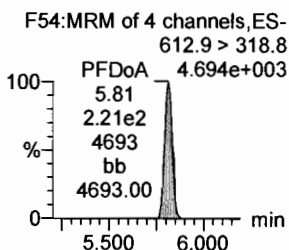
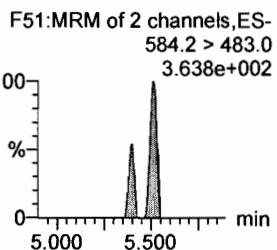
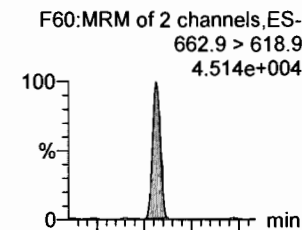
PFUdA



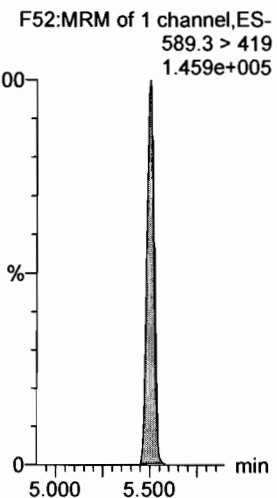
N-MeFOSA



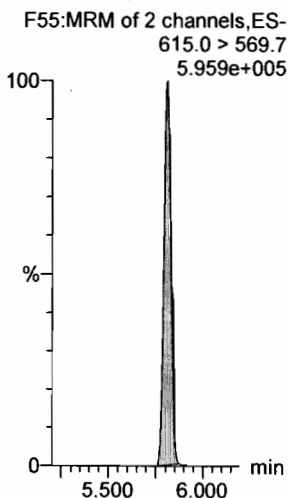
PFTrDA



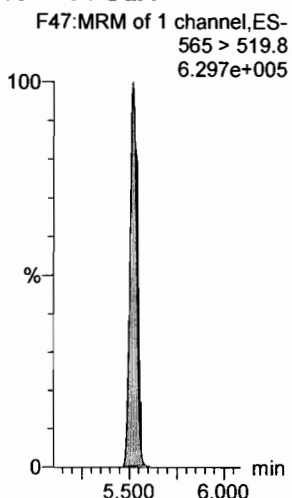
d5-N-EtFOSAA



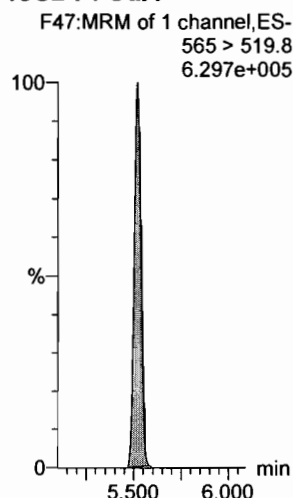
13C2-PFDoA



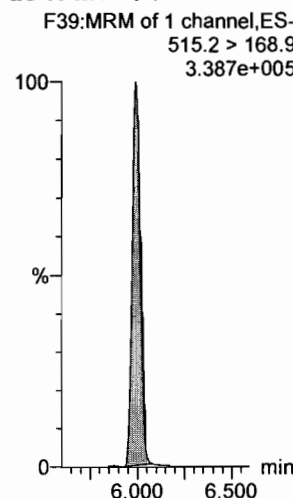
13C2-PFUdA



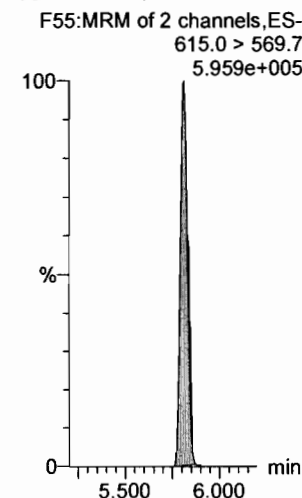
13C2-PFUdA



d3-N-MeFOSA



13C2-PFDoA

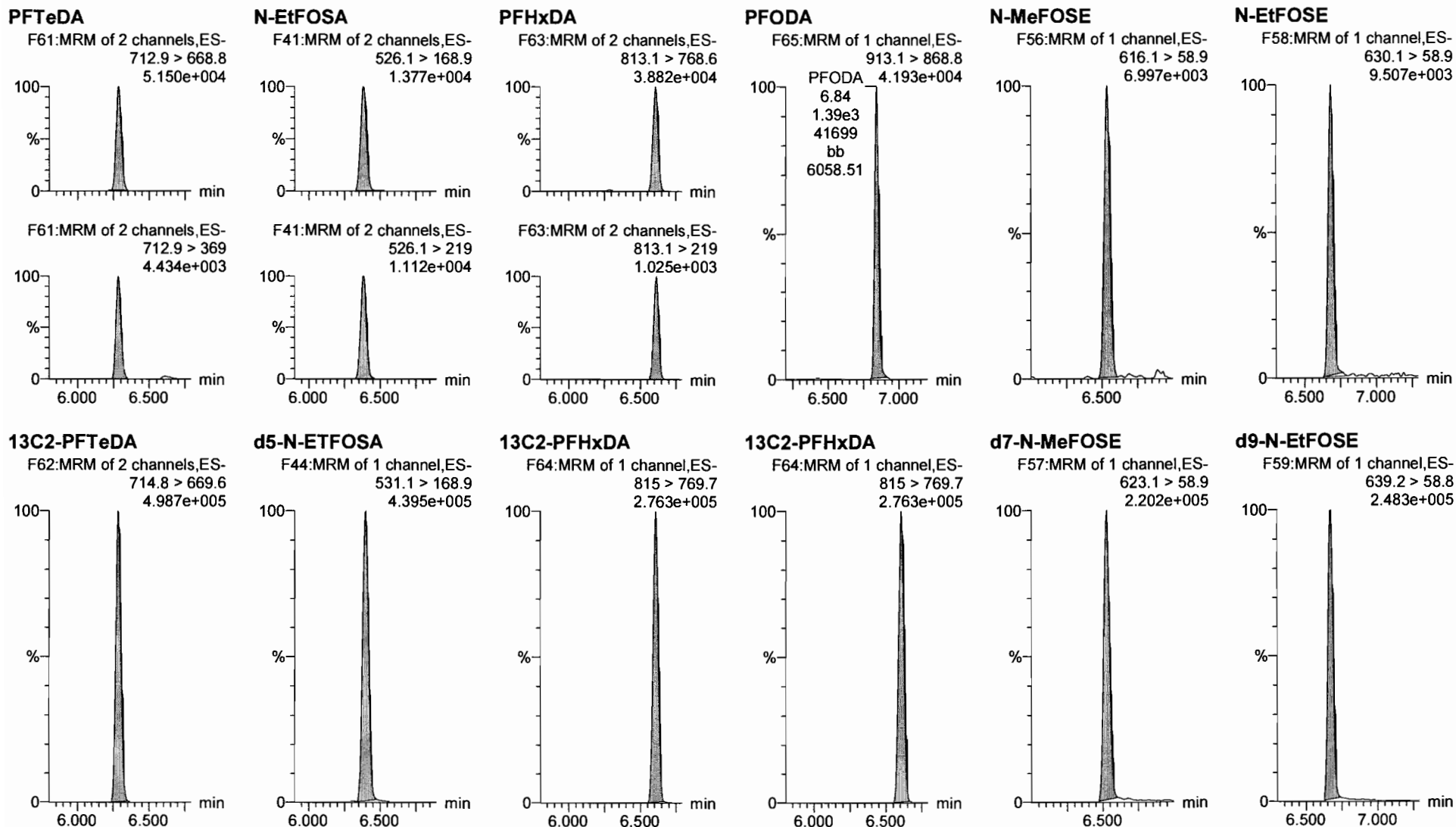


Dataset: F:\Projects\PFAS.PRO\Results\180525M1\18025M1-CRV_B.qld

Last Altered: Saturday, May 26, 2018 13:39:00 Pacific Daylight Time

Printed: Saturday, May 26, 2018 13:41:27 Pacific Daylight Time

Name: 180525M1_4, Date: 25-May-2018, Time: 15:16:11, ID: ST180525M1-3 PFC CS0 18E2204, Description: PFC CS0 18E2204



Dataset: F:\Projects\PFAS.PRO\Results\180525M1\180525M1-CRV_B.qld

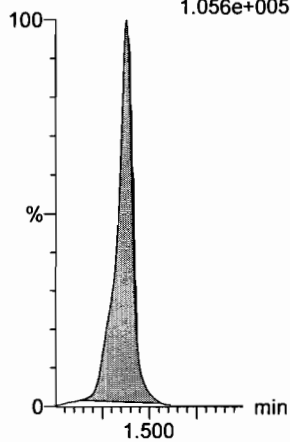
Last Altered: Saturday, May 26, 2018 13:39:00 Pacific Daylight Time

Printed: Saturday, May 26, 2018 13:41:27 Pacific Daylight Time

Name: 180525M1_4, Date: 25-May-2018, Time: 15:16:11, ID: ST180525M1-3 PFC CS0 18E2204, Description: PFC CS0 18E2204

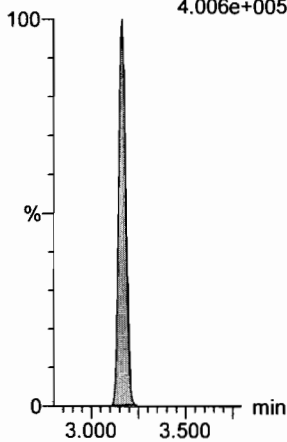
13C4-PFBA

F4:MRM of 1 channel,ES-
217. > 171.8
1.056e+005



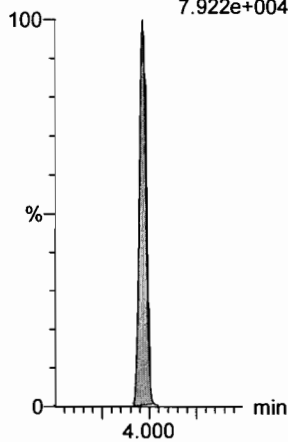
13C5-PFHxA

F11:MRM of 1 channel,ES-
318 > 272.9
4.006e+005



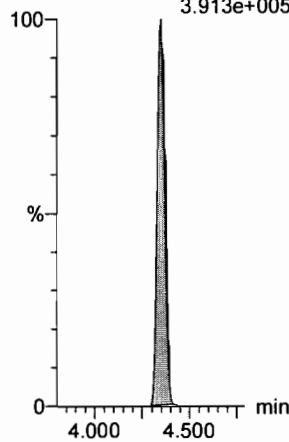
13C3-PFHxS

F19:MRM of 1 channel,ES-
401.9 > 79.9
7.922e+004



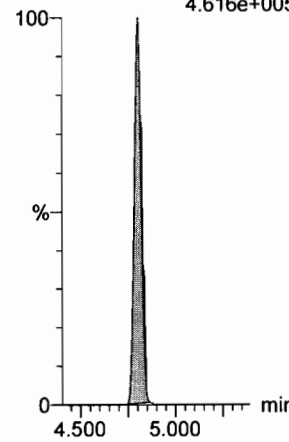
13C8-PFOA

F23:MRM of 1 channel,ES-
421.3 > 376
3.913e+005



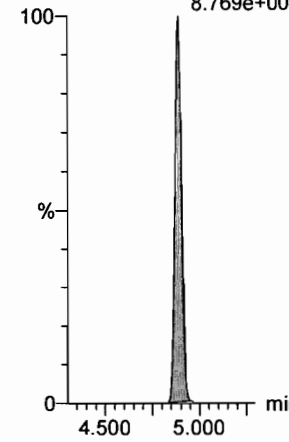
13C9-PFNA

F29:MRM of 1 channel,ES-
472.2 > 426.9
4.616e+005



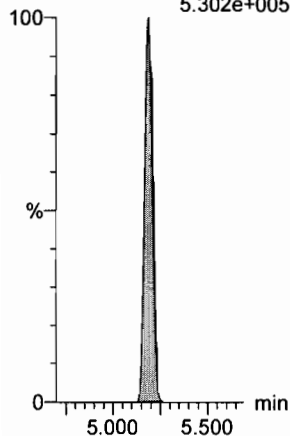
13C4-PFOS

F33:MRM of 1 channel,ES-
503 > 79.9
8.769e+004



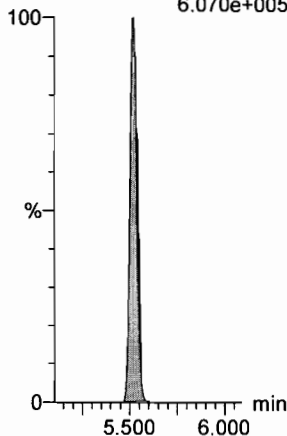
13C6-PFDA

F40:MRM of 1 channel,ES-
519.1 > 473.7
5.302e+005



13C7-PFUdA

F49:MRM of 1 channel,ES-
570.1 > 524.8
6.070e+005



Dataset: F:\Projects\PFAS.PRO\Results\180525M1\180525M1-CRV_B.qld

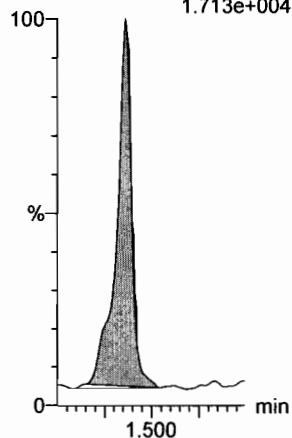
Last Altered: Saturday, May 26, 2018 13:39:00 Pacific Daylight Time

Printed: Saturday, May 26, 2018 13:41:27 Pacific Daylight Time

Name: 180525M1_5, Date: 25-May-2018, Time: 15:27:35, ID: ST180525M1-4 PFC CS1 18E2205, Description: PFC CS1 18E2205

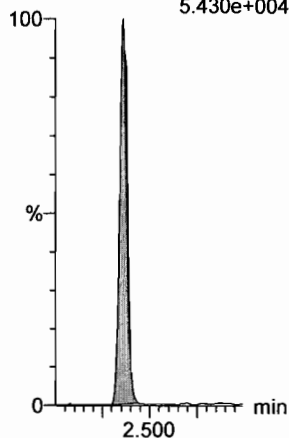
PFBA

F2:MRM of 1 channel,ES-
213.0 > 168.8
1.713e+004



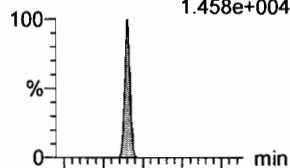
PFPeA

F5:MRM of 1 channel,ES-
263.1 > 218.9
5.430e+004

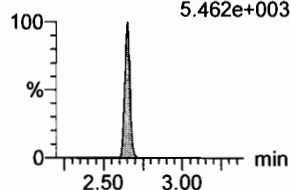


PFBS

F7:MRM of 2 channels,ES-
299.0 > 79.7
1.458e+004

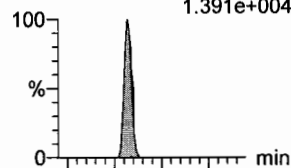


F7:MRM of 2 channels,ES-
299.0 > 99.0
5.462e+003

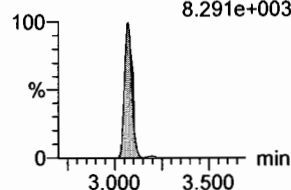


4:2 FTS

F12:MRM of 2 channels,ES-
327.2 > 307.2
1.391e+004

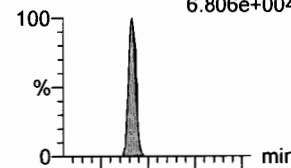


F12:MRM of 2 channels,ES-
327.2 > 81.1
8.291e+003

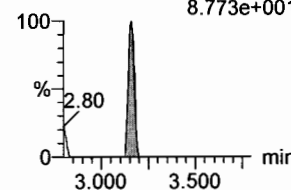


PFHxA

F9:MRM of 2 channels,ES-
313.2 > 268.9
6.806e+004

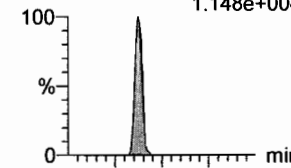


F9:MRM of 2 channels,ES-
313.2 > 119
8.773e+001

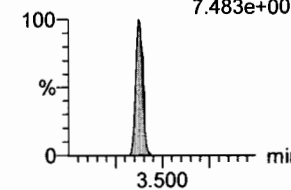


PFPeS

F15:MRM of 2 channels,ES-
349.1 > 80.1
1.148e+004

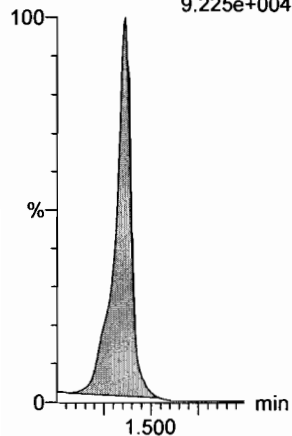


F15:MRM of 2 channels,ES-
349.1 > 99
7.483e+003



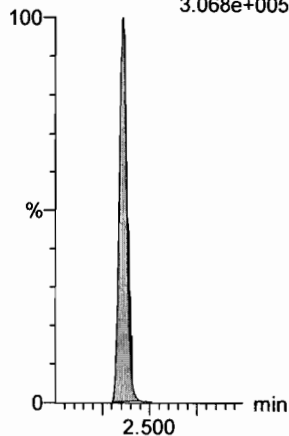
13C3-PFBA

F3:MRM of 1 channel,ES-
216.1 > 171.8
9.225e+004




13C3-PFPeA

F6:MRM of 1 channel,ES-
266. > 221.8
3.068e+005



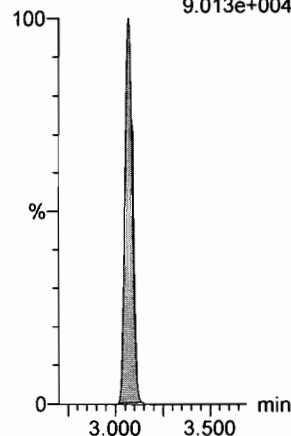
13C3-PFBS

F8:MRM of 1 channel,ES-
302. > 98.8
4.395e+004



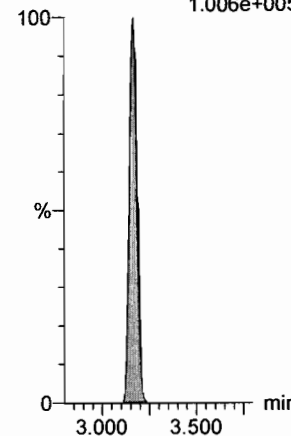
13C2-4:2 FTS

F13:MRM of 1 channel,ES-
329.2 > 308.9
9.013e+004



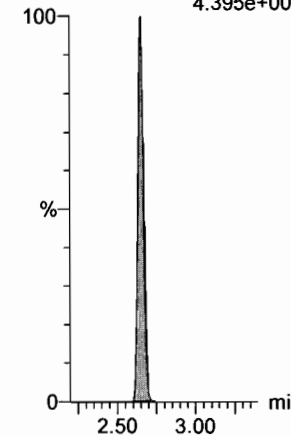
13C2-PFHxA

F10:MRM of 1 channel,ES-
315 > 269.8
1.006e+005



13C3-PFBS

F8:MRM of 1 channel,ES-
302. > 98.8
4.395e+004



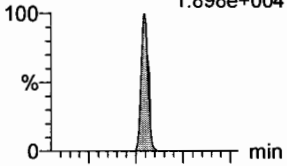
Dataset: F:\Projects\PFAS.PRO\Results\180525M1\18025M1-CRV_B.qld

Last Altered: Saturday, May 26, 2018 13:39:00 Pacific Daylight Time
Printed: Saturday, May 26, 2018 13:41:27 Pacific Daylight Time

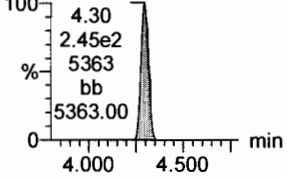
Name: 180525M1_5, Date: 25-May-2018, Time: 15:27:35, ID: ST180525M1-4 PFC CS1 18E2205, Description: PFC CS1 18E2205

6:2 FTS

F24:MRM of 2 channels,ES-
427.1 > 407
1.898e+004

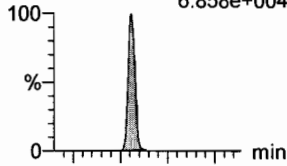


F24:MRM of 2 channels,ES-
427.1 > 80
5.363e+003

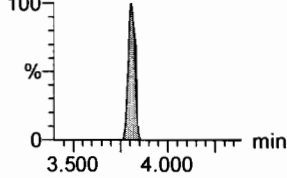


PFHpA

F16:MRM of 2 channels,ES-
363.0 > 318.9
6.858e+004

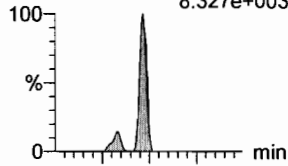


F16:MRM of 2 channels,ES-
363.0 > 169.0
2.317e+003

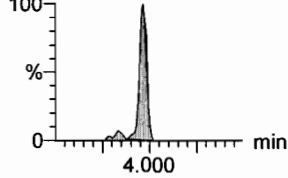


L-PFHxS

F18:MRM of 2 channels,ES-
398.9 > 79.6
8.327e+003

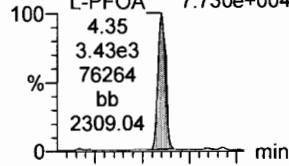


F18:MRM of 2 channels,ES-
398.9 > 99.0
5.086e+003

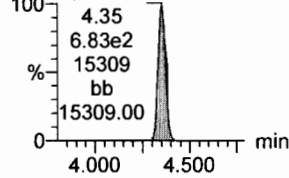


L-PFOA

F21:MRM of 2 channels,ES-
413 > 368.7
7.730e+004

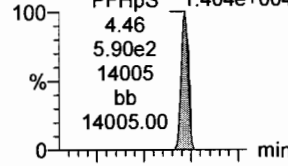


F21:MRM of 2 channels,ES-
413 > 169
1.533e+004

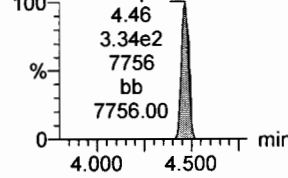


PFHpS

F26:MRM of 2 channels,ES-
449 > 80.0
1.404e+004

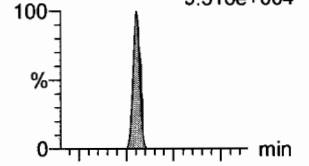


F26:MRM of 2 channels,ES-
449 > 98.7
7.764e+003

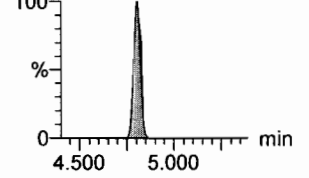


PFNA

F27:MRM of 2 channels,ES-
463.0 > 418.8
9.516e+004

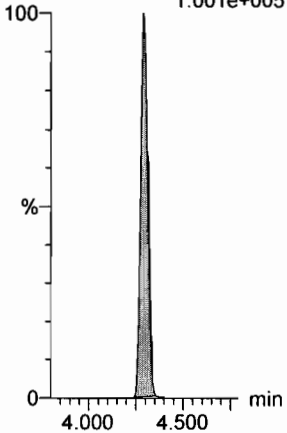


F27:MRM of 2 channels,ES-
463.0 > 219.0
1.865e+004



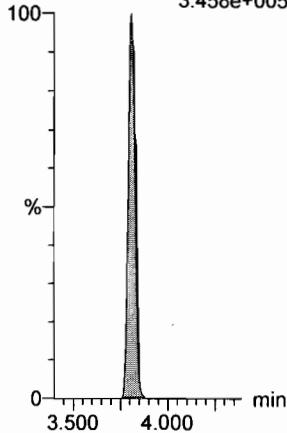
13C2-6:2 FTS

F25:MRM of 1 channel,ES-
429.1 > 408.9
1.001e+005



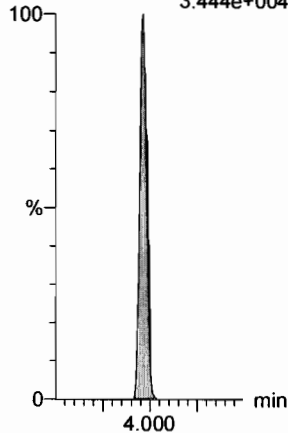
13C4-PFHpA

F17:MRM of 1 channel,ES-
367.2 > 321.8
3.458e+005



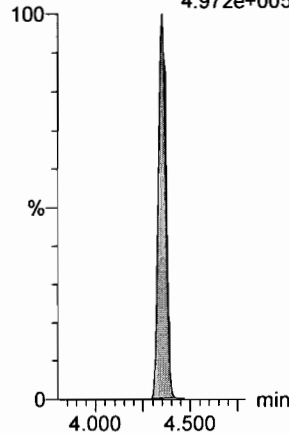
18O2-PFHxS

F20:MRM of 1 channel,ES-
403.0 > 102.6
3.444e+004



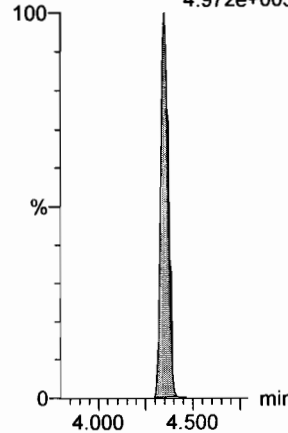
13C2-PFOA

F22:MRM of 1 channel,ES-
414.9 > 369.7
4.972e+005



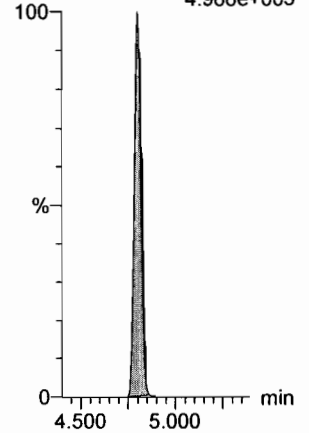
13C2-PFOA

F22:MRM of 1 channel,ES-
414.9 > 369.7
4.972e+005



13C5-PFNA

F28:MRM of 1 channel,ES-
468.2 > 422.9
4.966e+005

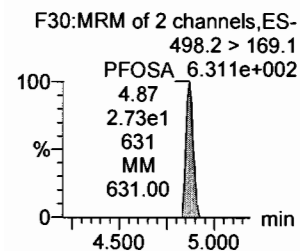
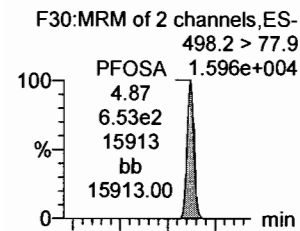


Dataset: F:\Projects\PFAS.PRO\Results\180525M1\180525M1-CRV_B.qld

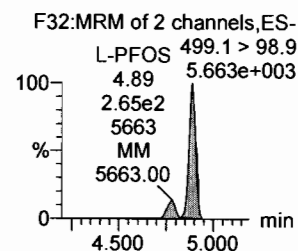
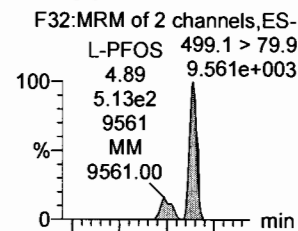
Last Altered: Saturday, May 26, 2018 13:39:00 Pacific Daylight Time
Printed: Saturday, May 26, 2018 13:41:27 Pacific Daylight Time

Name: 180525M1_5, Date: 25-May-2018, Time: 15:27:35, ID: ST180525M1-4 PFC CS1 18E2205, Description: PFC CS1 18E2205

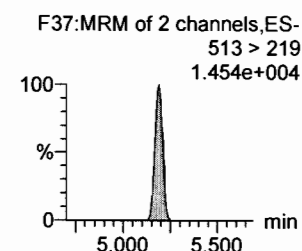
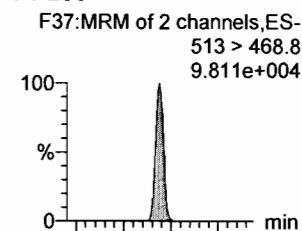
PFOSA



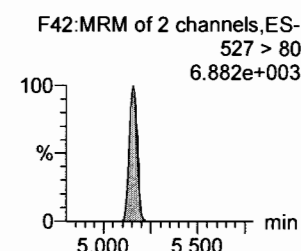
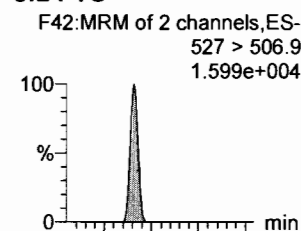
L-PFOS



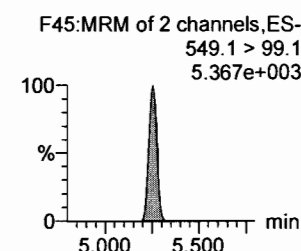
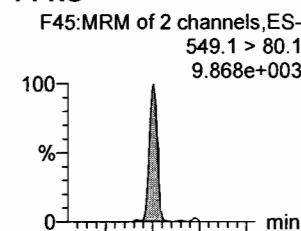
PFDA



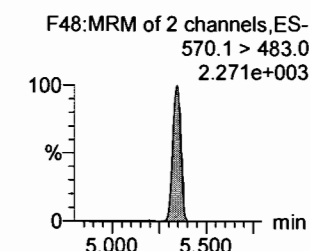
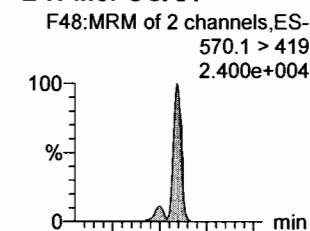
8:2 FTS



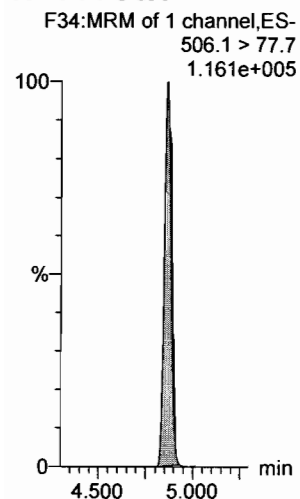
PFNS



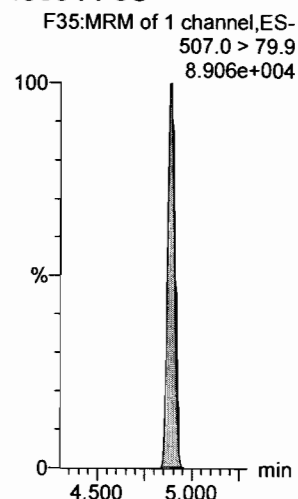
L-N-MeFOSAA



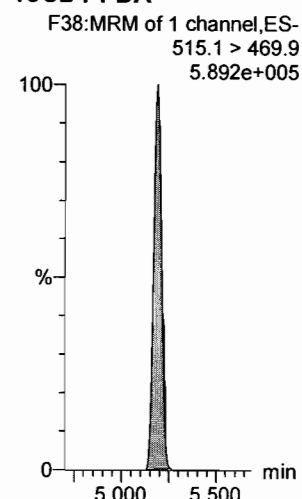
13C8-PFOSA



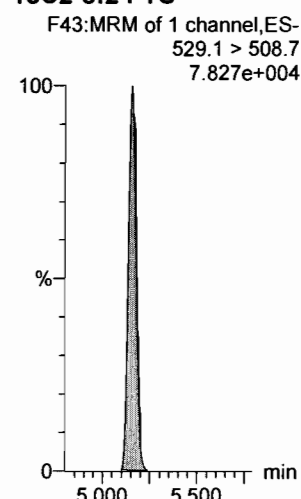
13C8-PFOS



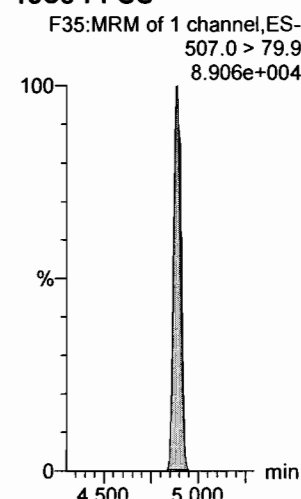
13C2-PFDA



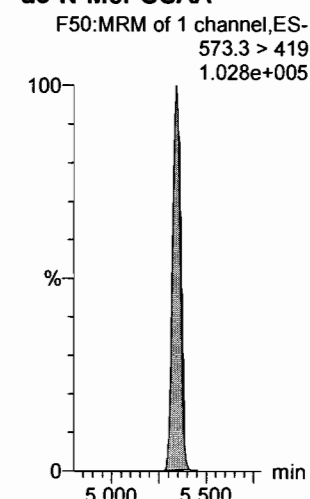
13C2-8:2 FTS



13C8-PFOS



d3-N-MeFOSAA



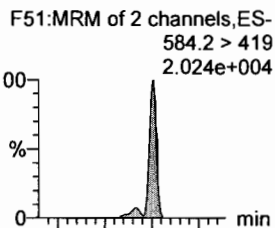
Dataset: F:\Projects\PFAS.PRO\Results\180525M1\18025M1-CRV_B.qld

Last Altered: Saturday, May 26, 2018 13:39:00 Pacific Daylight Time

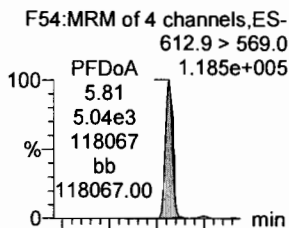
Printed: Saturday, May 26, 2018 13:41:27 Pacific Daylight Time

Name: 180525M1_5, Date: 25-May-2018, Time: 15:27:35, ID: ST180525M1-4 PFC CS1 18E2205, Description: PFC CS1 18E2205

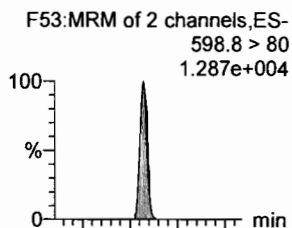
L-N-EtFOSAA



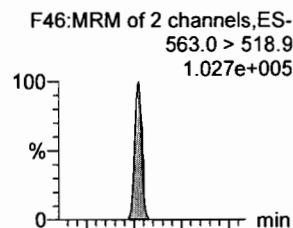
PFDoA



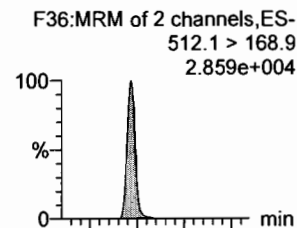
PFDS



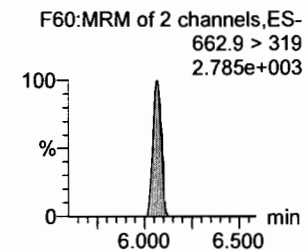
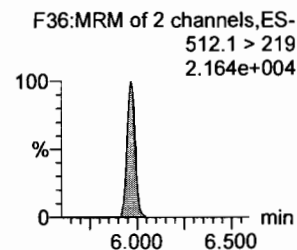
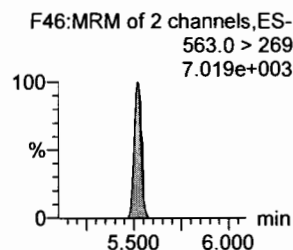
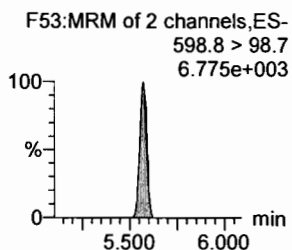
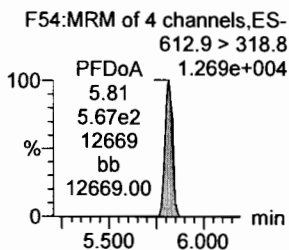
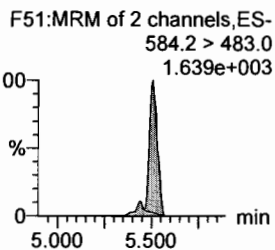
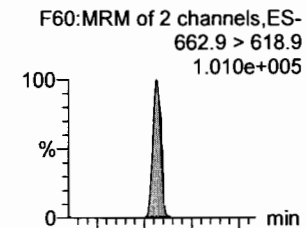
PFUdA



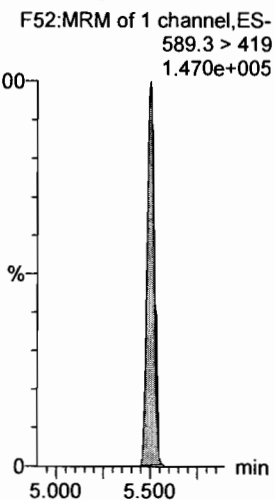
N-MeFOSA



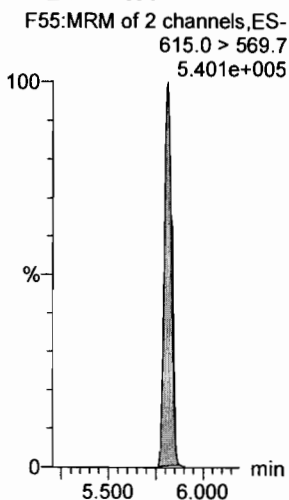
PFTrDA



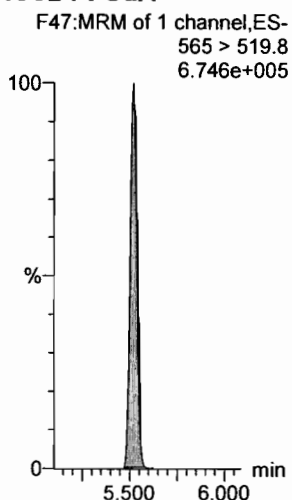
d5-N-EtFOSAA



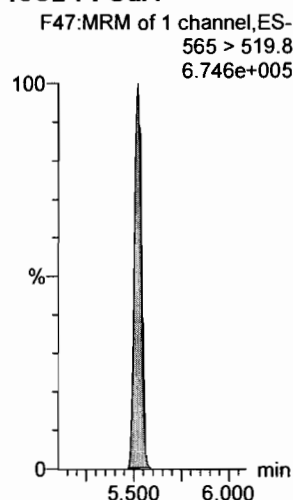
13C2-PFDoA



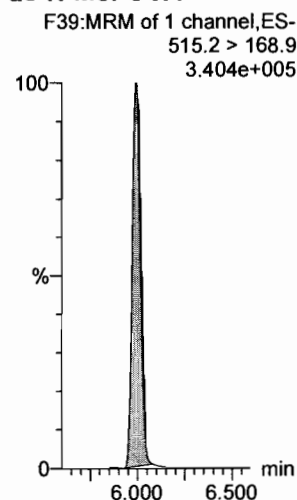
13C2-PFUdA



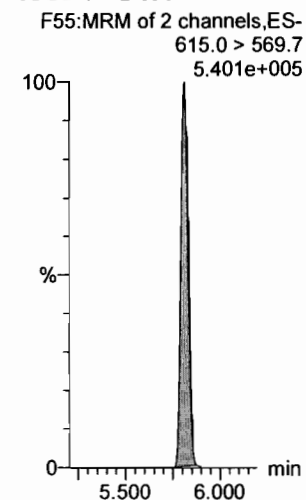
13C2-PFUdA



d3-N-MeFOSA



13C2-PFDoA



Dataset: F:\Projects\PFAS.PRO\Results\180525M1\180525M1-CRV_B.qld

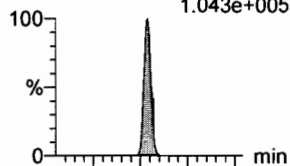
Last Altered: Saturday, May 26, 2018 13:39:00 Pacific Daylight Time

Printed: Saturday, May 26, 2018 13:41:27 Pacific Daylight Time

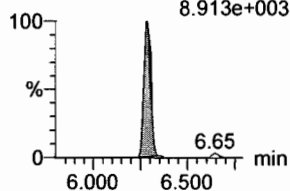
Name: 180525M1_5, Date: 25-May-2018, Time: 15:27:35, ID: ST180525M1-4 PFC CS1 18E2205, Description: PFC CS1 18E2205

PFTeDA

F61:MRM of 2 channels,ES-
712.9 > 668.8
1.043e+005




F61:MRM of 2 channels,ES-
712.9 > 369
8.913e+003

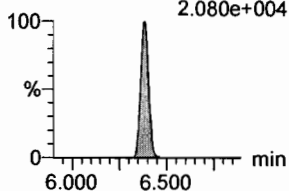


N-EtFOSA

F41:MRM of 2 channels,ES-
526.1 > 168.9
2.771e+004

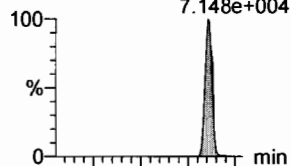


F41:MRM of 2 channels,ES-
526.1 > 219
2.080e+004

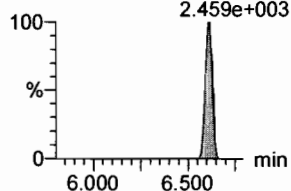


PFHxDA

F63:MRM of 2 channels,ES-
813.1 > 768.6
7.148e+004

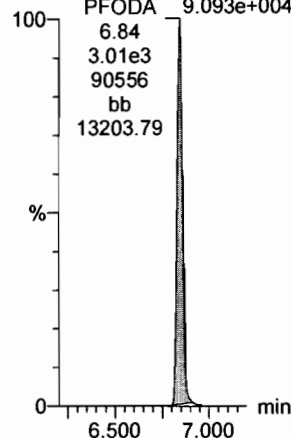


F63:MRM of 2 channels,ES-
813.1 > 219
2.459e+003



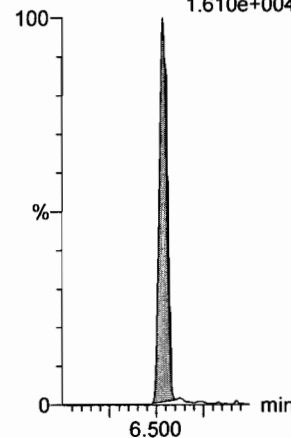
PFODA

F65:MRM of 1 channel,ES-
913.1 > 868.8
9.093e+004



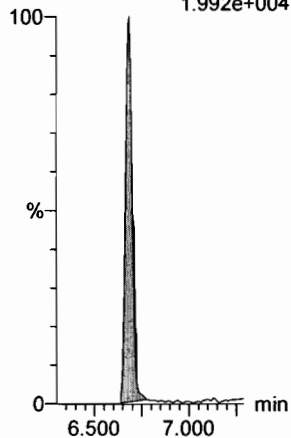
N-MeFOSE

F56:MRM of 1 channel,ES-
616.1 > 58.9
1.610e+004



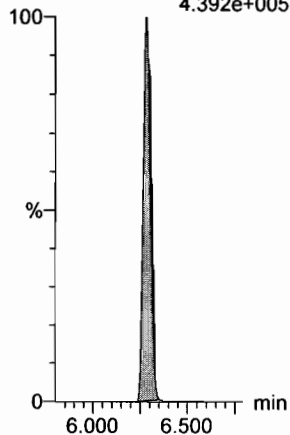
N-EtFOSE

F58:MRM of 1 channel,ES-
630.1 > 58.9
1.992e+004



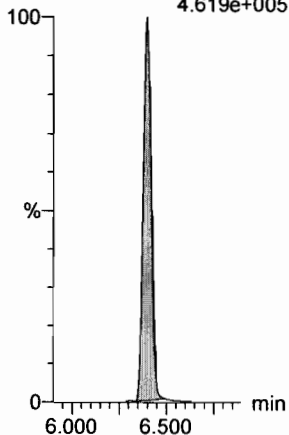
13C2-PFTeDA

F62:MRM of 2 channels,ES-
714.8 > 669.6
4.392e+005



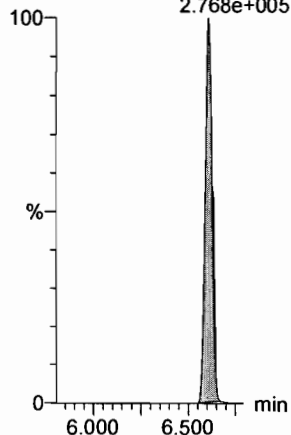
d5-N-ETFOSA

F44:MRM of 1 channel,ES-
531.1 > 168.9
4.619e+005



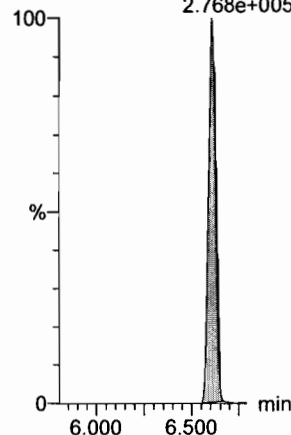
13C2-PFHxDA

F64:MRM of 1 channel,ES-
815 > 769.7
2.768e+005



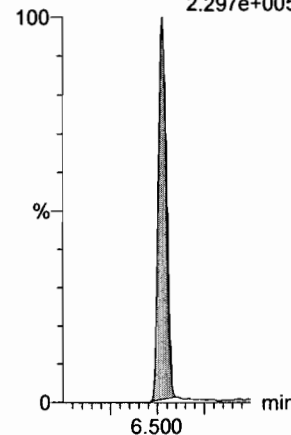
13C2-PFHxDA

F64:MRM of 1 channel,ES-
815 > 769.7
2.768e+005



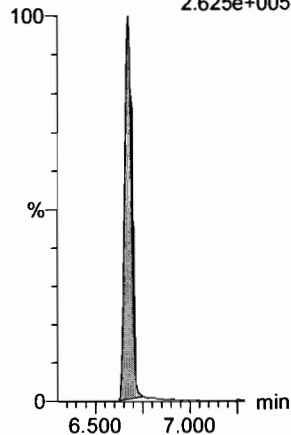
d7-N-MeFOSE

F57:MRM of 1 channel,ES-
623.1 > 58.9
2.297e+005



d9-N-EtFOSE

F59:MRM of 1 channel,ES-
639.2 > 58.8
2.625e+005



Dataset: F:\Projects\PFAS.PRO\Results\180525M1\180525M1-CRV_B.qld

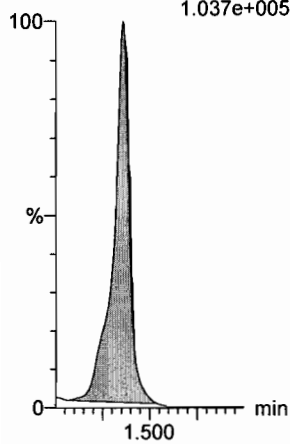
Last Altered: Saturday, May 26, 2018 13:39:00 Pacific Daylight Time

Printed: Saturday, May 26, 2018 13:41:27 Pacific Daylight Time

Name: 180525M1_5, Date: 25-May-2018, Time: 15:27:35, ID: ST180525M1-4 PFC CS1 18E2205, Description: PFC CS1 18E2205

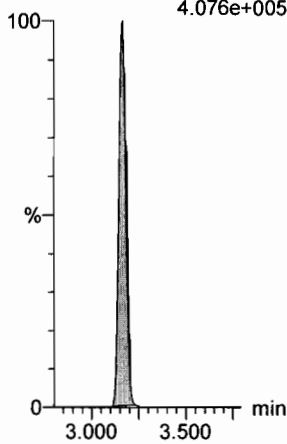
13C4-PFBA

F4:MRM of 1 channel,ES-
217. > 171.8
1.037e+005



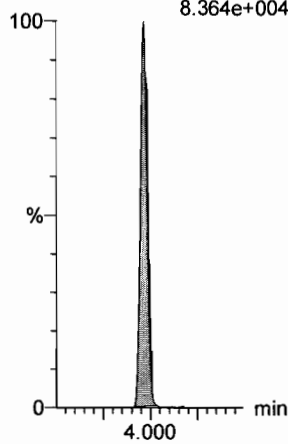
13C5-PFHxA

F11:MRM of 1 channel,ES-
318 > 272.9
4.076e+005



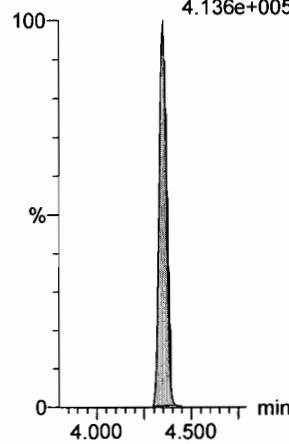
13C3-PFHxS

F19:MRM of 1 channel,ES-
401.9 > 79.9
8.364e+004



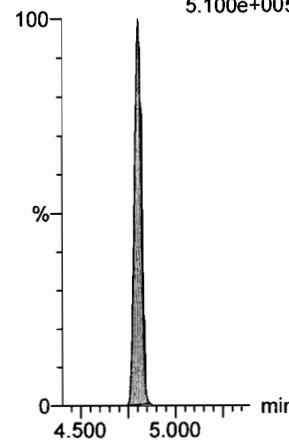
13C8-PFOA

F23:MRM of 1 channel,ES-
421.3 > 376
4.136e+005



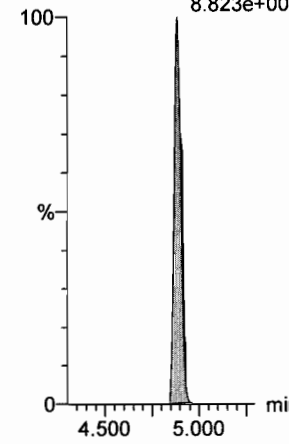
13C9-PFNA

F29:MRM of 1 channel,ES-
472.2 > 426.9
5.100e+005



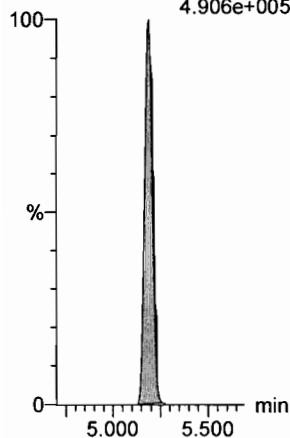
13C4-PFOS

F33:MRM of 1 channel,ES-
503 > 79.9
8.823e+004



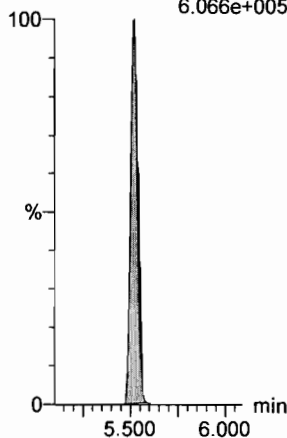
13C6-PFDA

F40:MRM of 1 channel,ES-
519.1 > 473.7
4.906e+005



13C7-PFUdA

F49:MRM of 1 channel,ES-
570.1 > 524.8
6.066e+005



Dataset: F:\Projects\PFAS.PRO\Results\180525M1\18025M1-CRV_B.qld

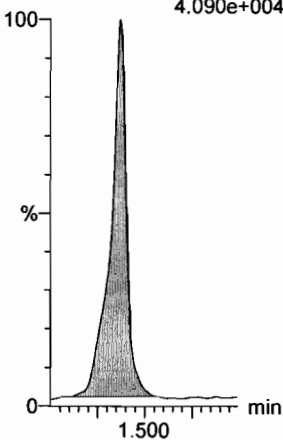
Last Altered: Saturday, May 26, 2018 13:39:00 Pacific Daylight Time

Printed: Saturday, May 26, 2018 13:41:27 Pacific Daylight Time

Name: 180525M1_6, Date: 25-May-2018, Time: 15:38:59, ID: ST180525M1-5 PFC CS2 18E2206, Description: PFC CS2 18E2206

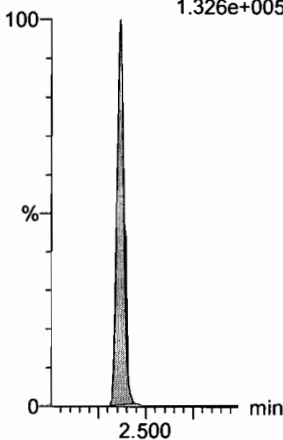
PFBA

F2:MRM of 1 channel,ES-
213.0 > 168.8
4.090e+004



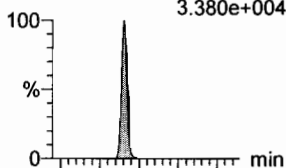
PFPeA

F5:MRM of 1 channel,ES-
263.1 > 218.9
1.326e+005

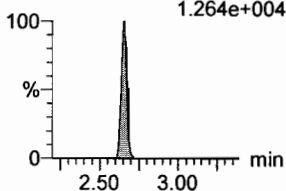


PFBS

F7:MRM of 2 channels,ES-
299.0 > 79.7
3.380e+004

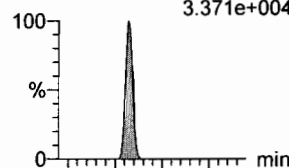


F7:MRM of 2 channels,ES-
299.0 > 99.0
1.264e+004

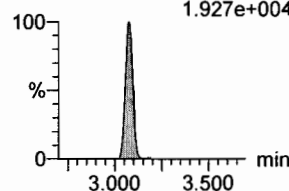


4:2 FTS

F12:MRM of 2 channels,ES-
327.2 > 307.2
3.371e+004

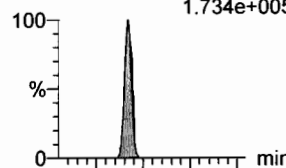


F12:MRM of 2 channels,ES-
327.2 > 81.1
1.927e+004

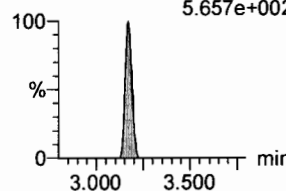


PFHxA

F9:MRM of 2 channels,ES-
313.2 > 268.9
1.734e+005

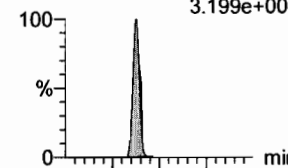


F9:MRM of 2 channels,ES-
313.2 > 119
5.657e+002

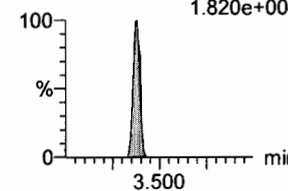


PFPeS

F15:MRM of 2 channels,ES-
349.1 > 80.1
3.199e+004

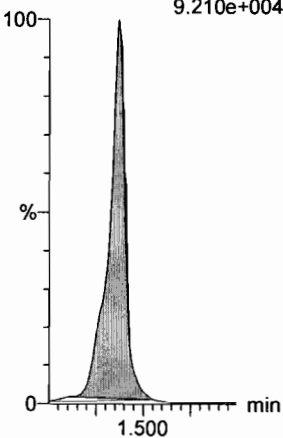


F15:MRM of 2 channels,ES-
349.1 > 99
1.820e+004



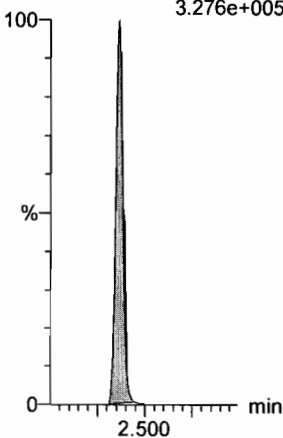
13C3-PFBA

F3:MRM of 1 channel,ES-
216.1 > 171.8
9.210e+004



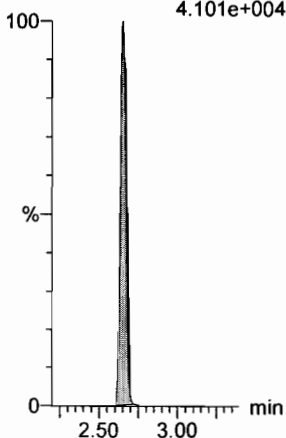
13C3-PFPeA

F6:MRM of 1 channel,ES-
266. > 221.8
3.276e+005



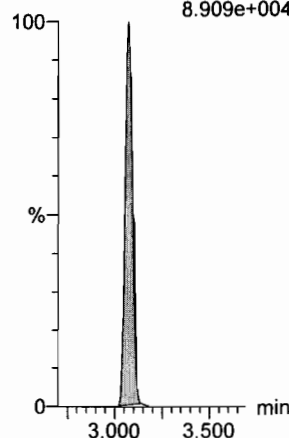
13C3-PFBS

F8:MRM of 1 channel,ES-
302. > 98.8
4.101e+004



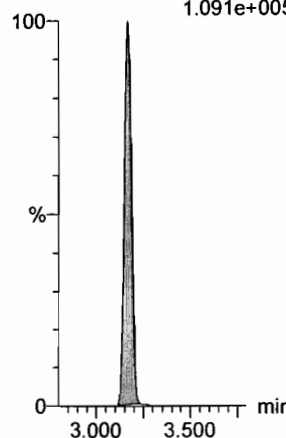
13C2-4:2 FTS

F13:MRM of 1 channel,ES-
329.2 > 308.9
8.909e+004



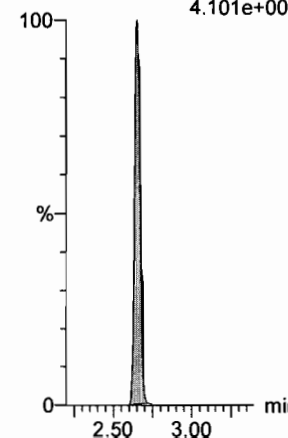
13C2-PFHxA

F10:MRM of 1 channel,ES-
315 > 269.8
1.091e+005



13C3-PFBS

F8:MRM of 1 channel,ES-
302. > 98.8
4.101e+004



Dataset: F:\Projects\PFAS.PRO\Results\180525M1\180525M1-CRV_B.qld

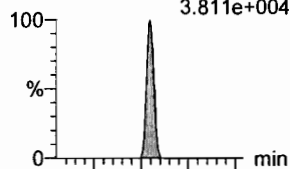
Last Altered: Saturday, May 26, 2018 13:39:00 Pacific Daylight Time

Printed: Saturday, May 26, 2018 13:41:27 Pacific Daylight Time

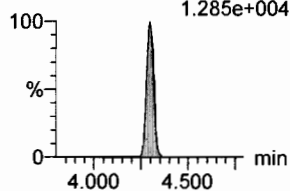
Name: 180525M1_6, Date: 25-May-2018, Time: 15:38:59, ID: ST180525M1-5 PFC CS2 18E2206, Description: PFC CS2 18E2206

6:2 FTS

F24:MRM of 2 channels,ES-
427.1 > 407
3.811e+004

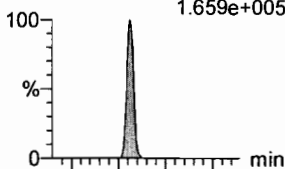


F24:MRM of 2 channels,ES-
427.1 > 80
1.285e+004

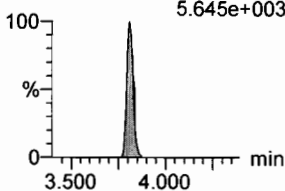


PFHpA

F16:MRM of 2 channels,ES-
363.0 > 318.9
1.659e+005

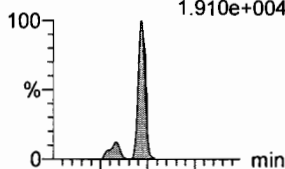


F16:MRM of 2 channels,ES-
363.0 > 169.0
5.645e+003

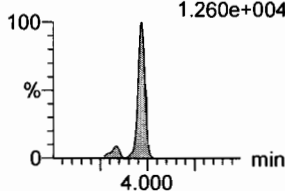


L-PFHxS

F18:MRM of 2 channels,ES-
398.9 > 79.6
1.910e+004

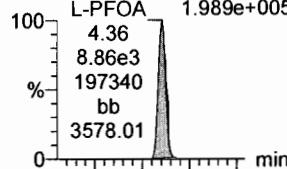


F18:MRM of 2 channels,ES-
398.9 > 99.0
1.260e+004

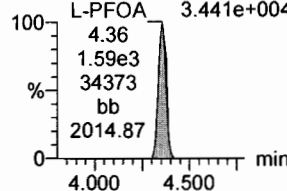


L-PFOA

F21:MRM of 2 channels,ES-
413 > 368.7
1.989e+005

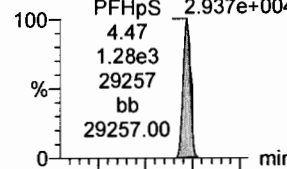


F21:MRM of 2 channels,ES-
413 > 169
3.441e+004

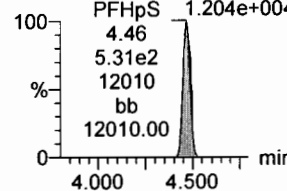


PFHpS

F26:MRM of 2 channels,ES-
449 > 80.0
2.937e+004

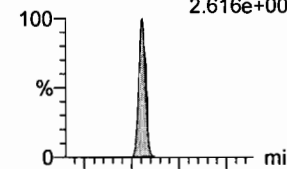


F26:MRM of 2 channels,ES-
449 > 98.7
1.204e+004

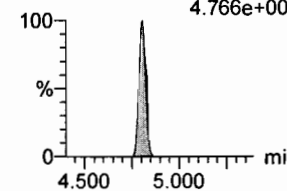


PFNA

F27:MRM of 2 channels,ES-
463.0 > 418.8
2.616e+005

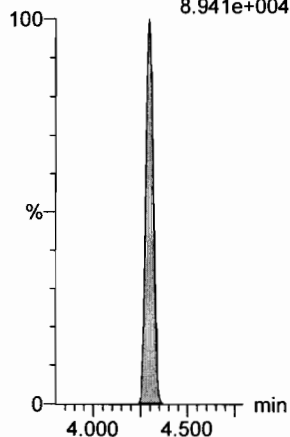


F27:MRM of 2 channels,ES-
463.0 > 219.0
4.766e+004



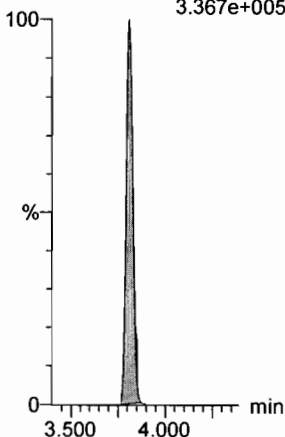
13C2-6:2 FTS

F25:MRM of 1 channel,ES-
429.1 > 408.9
8.941e+004



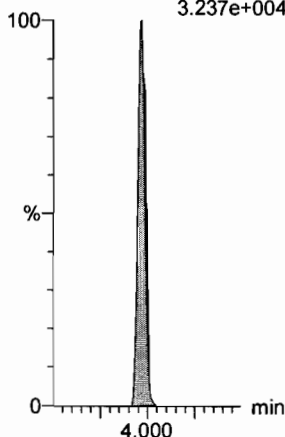
13C4-PFHpA

F17:MRM of 1 channel,ES-
367.2 > 321.8
3.367e+005



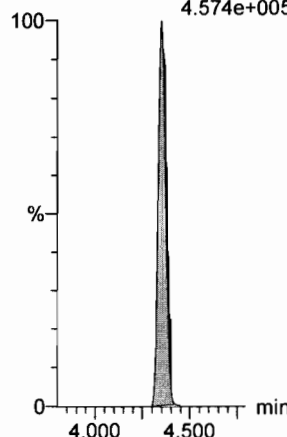
18O2-PFHxS

F20:MRM of 1 channel,ES-
403.0 > 102.6
3.237e+004



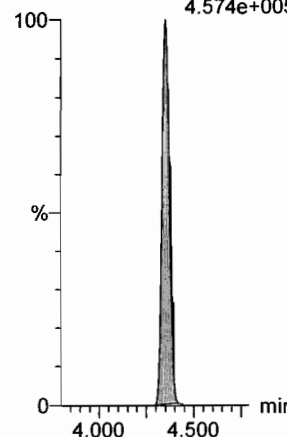
13C2-PFOA

F22:MRM of 1 channel,ES-
414.9 > 369.7
4.574e+005



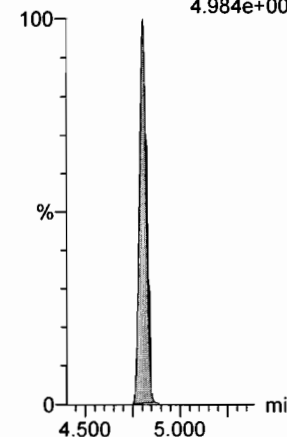
13C2-PFOA

F22:MRM of 1 channel,ES-
414.9 > 369.7
4.574e+005



13C5-PFNA

F28:MRM of 1 channel,ES-
468.2 > 422.9
4.984e+005



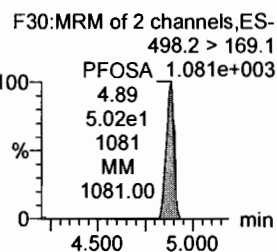
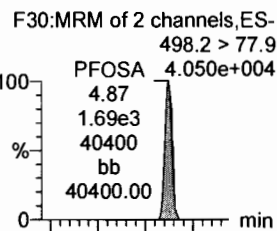
Dataset: F:\Projects\PFAS.PRO\Results\180525M1\180525M1-CRV_B.qld

Last Altered: Saturday, May 26, 2018 13:39:00 Pacific Daylight Time

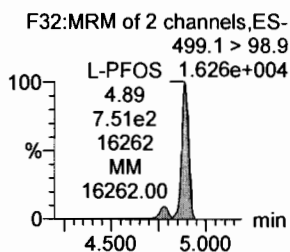
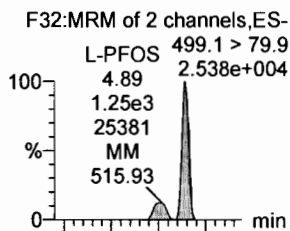
Printed: Saturday, May 26, 2018 13:41:27 Pacific Daylight Time

Name: 180525M1_6, Date: 25-May-2018, Time: 15:38:59, ID: ST180525M1-5 PFC CS2 18E2206, Description: PFC CS2 18E2206

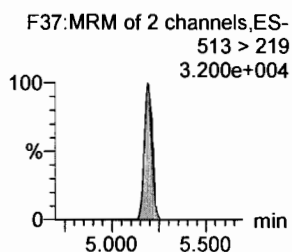
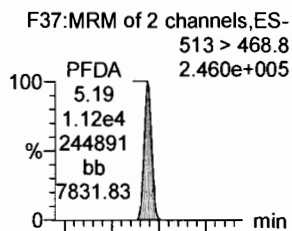
PFOSA



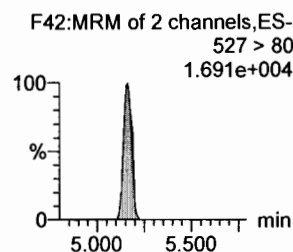
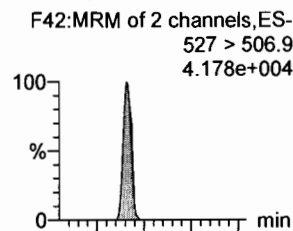
L-PFOS



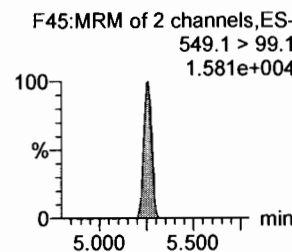
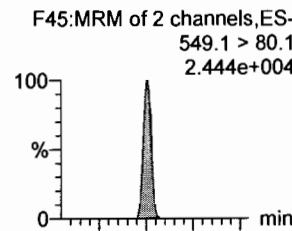
PFDA



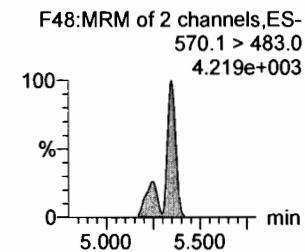
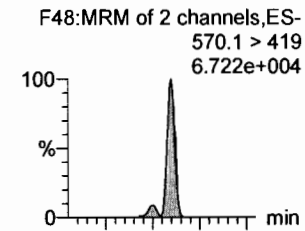
8:2 FTS




PFNS



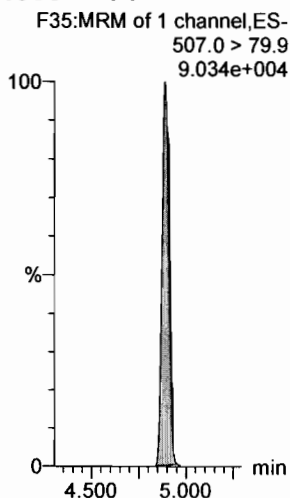
L-N-MeFOSAA



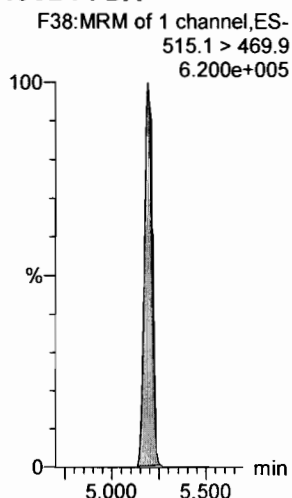
13C8-PFOSA



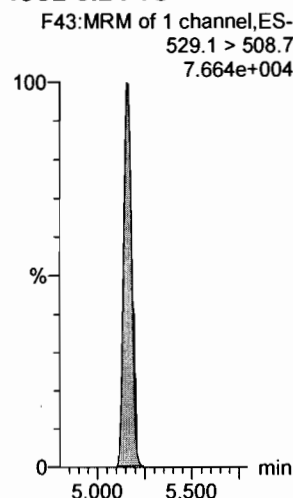
13C8-PFOS



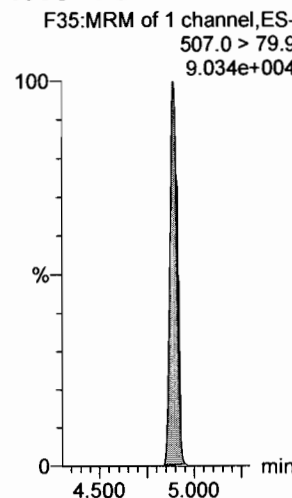
13C2-PFDA



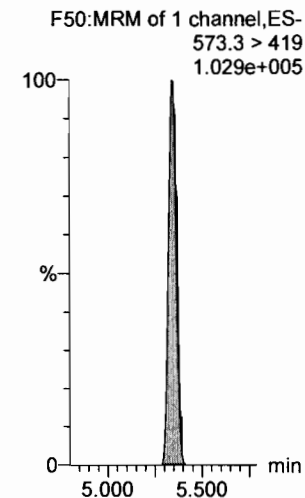
13C2-8:2 FTS



13C8-PFOS



d3-N-MeFOSAA



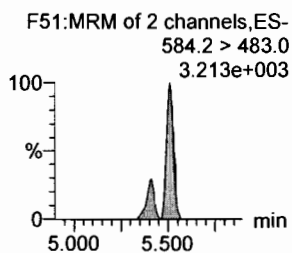
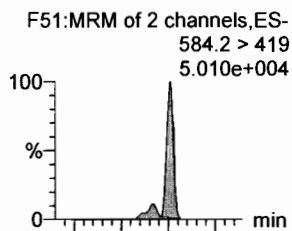
Dataset: F:\Projects\PFAS.PRO\Results\180525M1\18025M1-CRV_B.qld

Last Altered: Saturday, May 26, 2018 13:39:00 Pacific Daylight Time

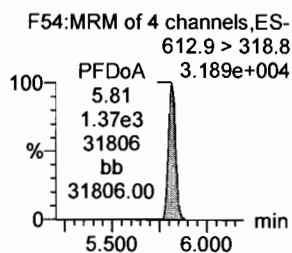
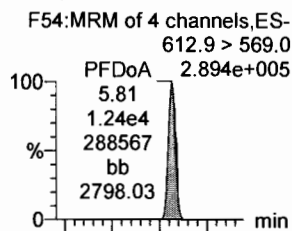
Printed: Saturday, May 26, 2018 13:41:27 Pacific Daylight Time

Name: 180525M1_6, Date: 25-May-2018, Time: 15:38:59, ID: ST180525M1-5 PFC CS2 18E2206, Description: PFC CS2 18E2206

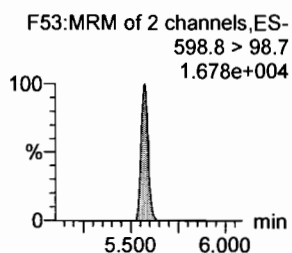
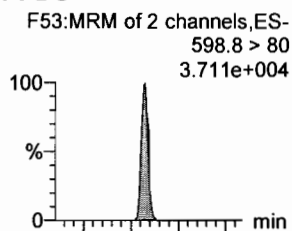
L-N-EtFOSAA



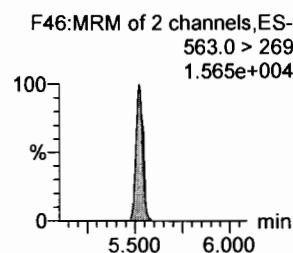
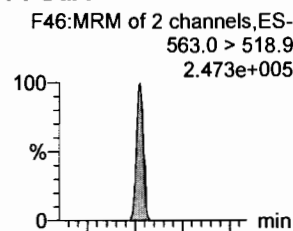
PFDoA



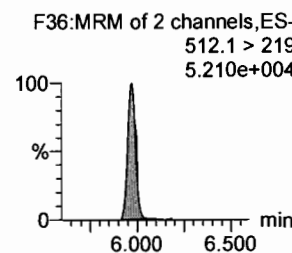
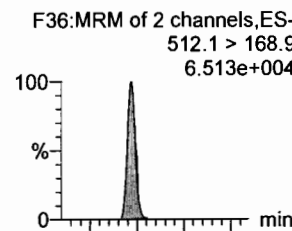
PFDS



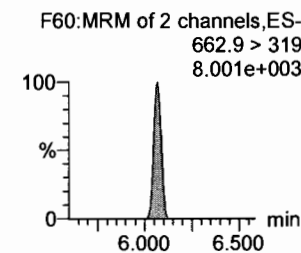
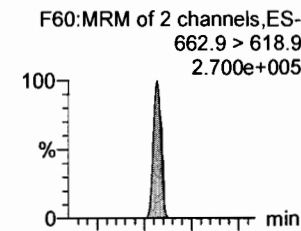
PFUdA



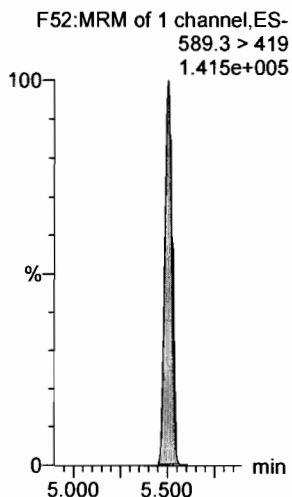
N-MeFOSA



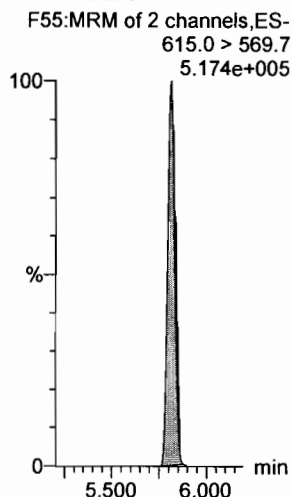
PFTrDA



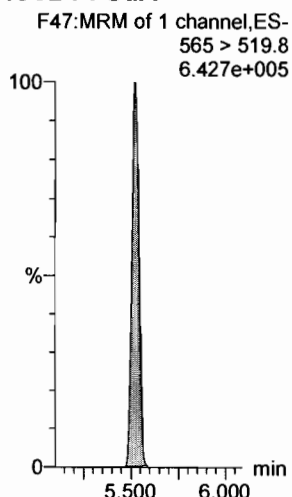
d5-N-EtFOSAA



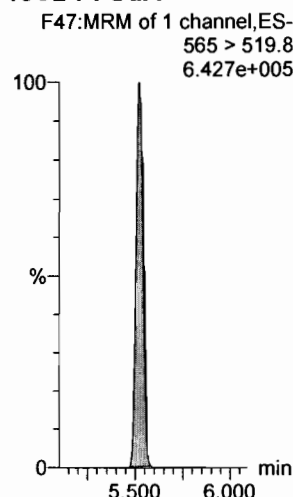
13C2-PFDoA



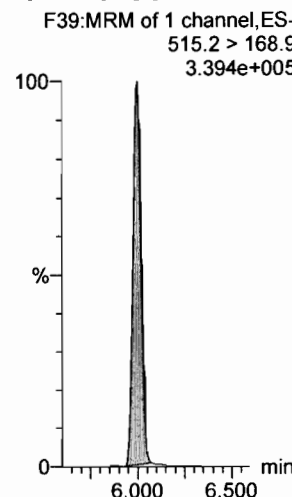
13C2-PFUdA



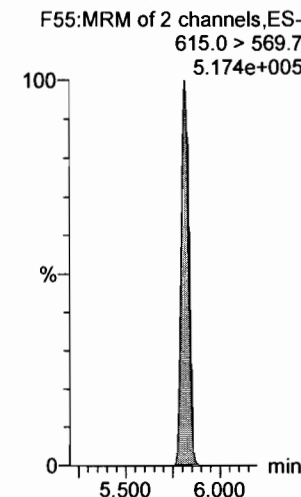
13C2-PFUdA



d3-N-MeFOSA



13C2-PFDoA



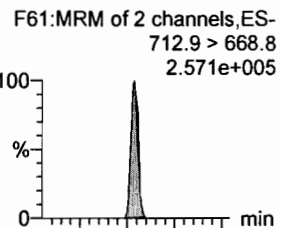
Dataset: F:\Projects\PFAS.PRO\Results\180525M1\180525M1-CRV_B.qld

Last Altered: Saturday, May 26, 2018 13:39:00 Pacific Daylight Time

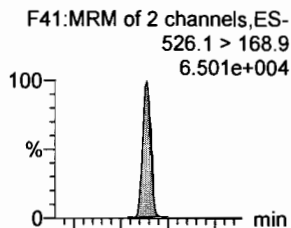
Printed: Saturday, May 26, 2018 13:41:27 Pacific Daylight Time

Name: 180525M1_6, Date: 25-May-2018, Time: 15:38:59, ID: ST180525M1-5 PFC CS2 18E2206, Description: PFC CS2 18E2206

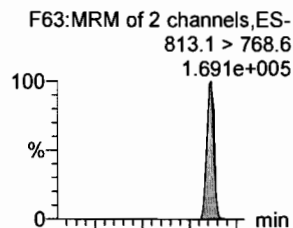
PFTeDA



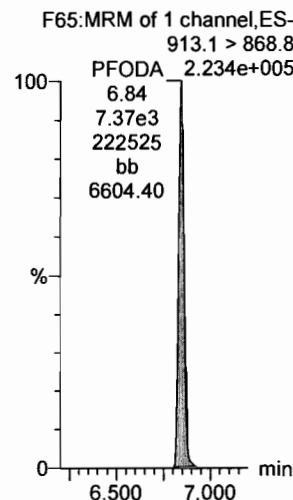
N-EtFOSA



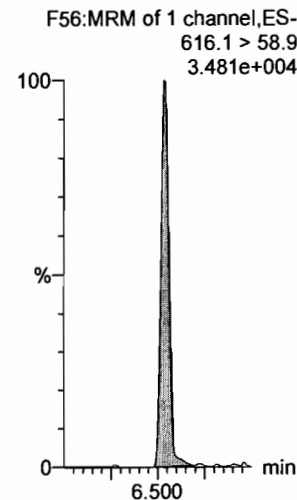
PFHxDA



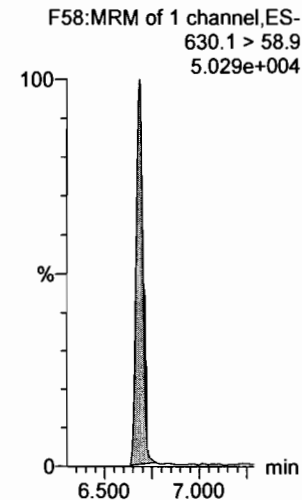
PFODA



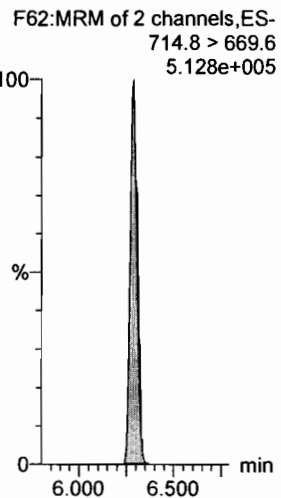
N-MeFOSE



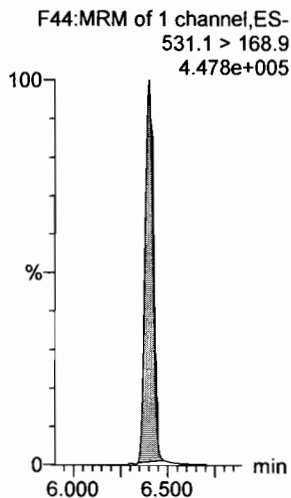
N-EtFOSE



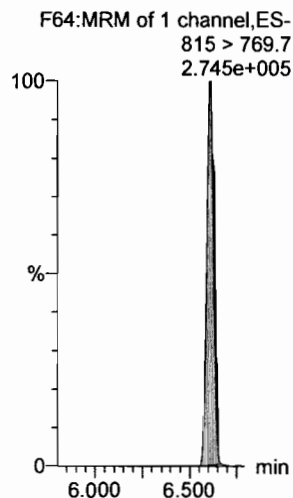
13C2-PFTeDA



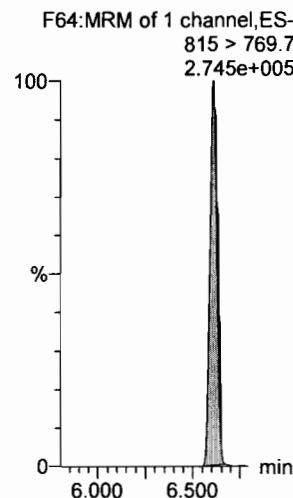
d5-N-ETFOSA



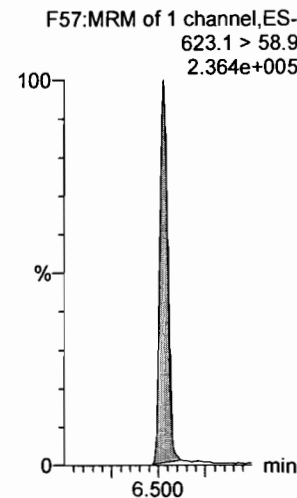
13C2-PFHxDA



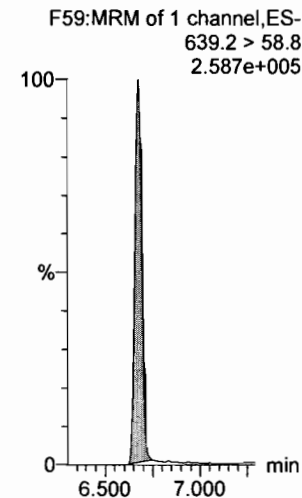
13C2-PFHxDA



d7-N-MeFOSE



d9-N-EtFOSE

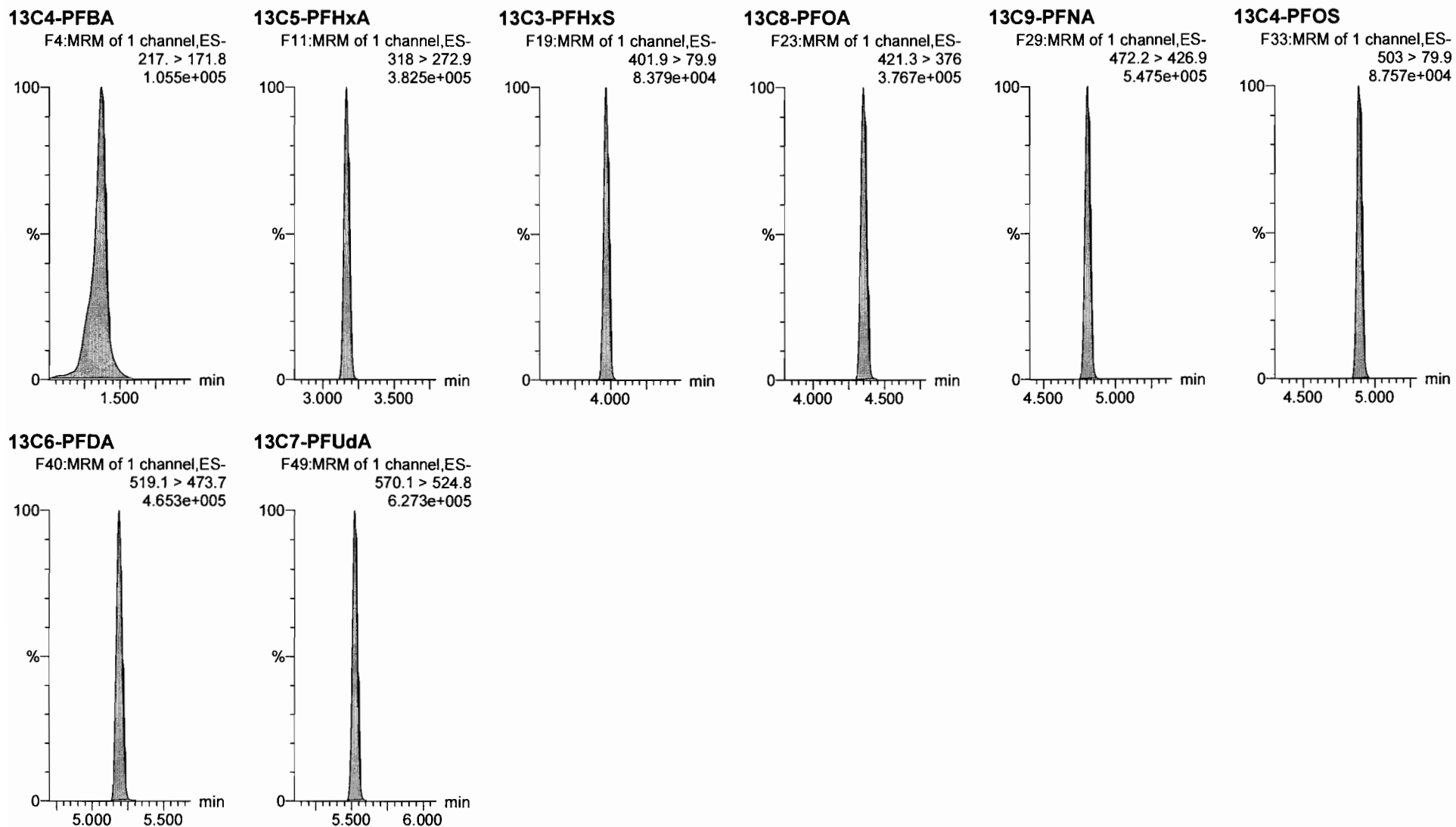


Dataset: F:\Projects\PFAS.PRO\Results\180525M1\18025M1-CRV_B.qld

Last Altered: Saturday, May 26, 2018 13:39:00 Pacific Daylight Time

Printed: Saturday, May 26, 2018 13:41:27 Pacific Daylight Time

Name: 180525M1_6, Date: 25-May-2018, Time: 15:38:59, ID: ST180525M1-5 PFC CS2 18E2206, Description: PFC CS2 18E2206



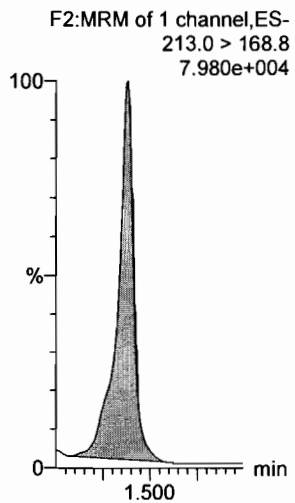
Dataset: F:\Projects\PFAS.PRO\Results\180525M1\18025M1-CRV_B.qld

Last Altered: Saturday, May 26, 2018 13:39:00 Pacific Daylight Time

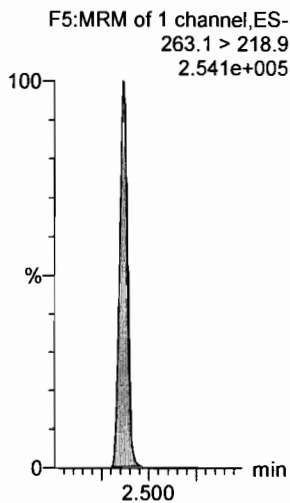
Printed: Saturday, May 26, 2018 13:41:27 Pacific Daylight Time

Name: 180525M1_7, Date: 25-May-2018, Time: 15:50:23, ID: ST180525M1-6 PFC CS3 18E2207, Description: PFC CS3 18E2207

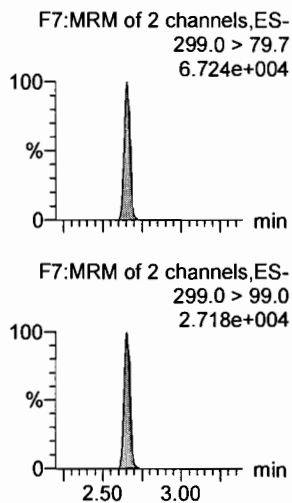
PFBA



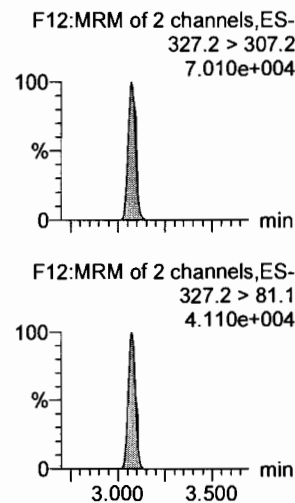
PFPeA



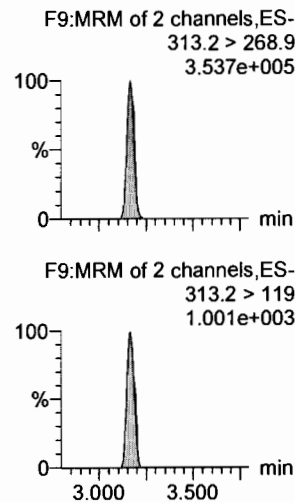
PFBS



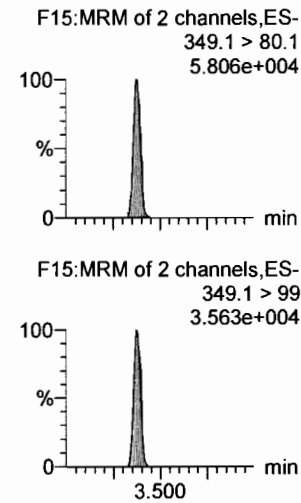
4:2 FTS



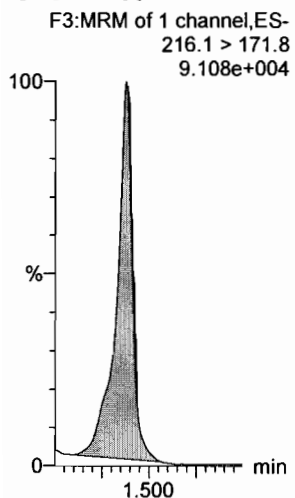
PFHxA



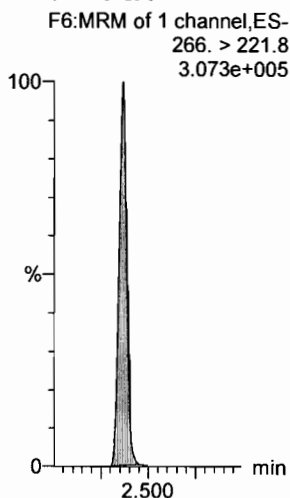
PFPeS



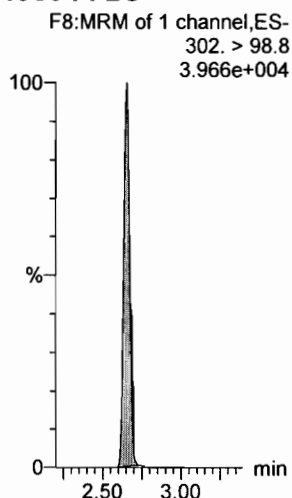
13C3-PFBA



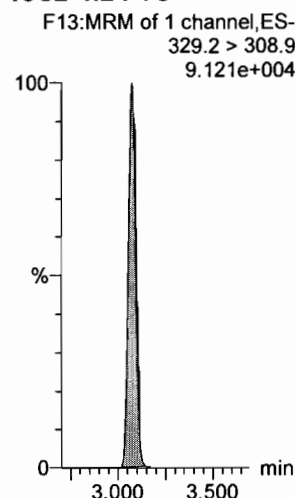
13C3-PFPeA



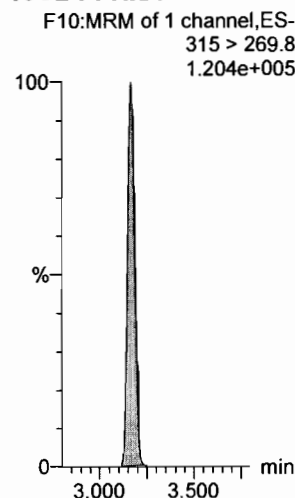
13C3-PFBS



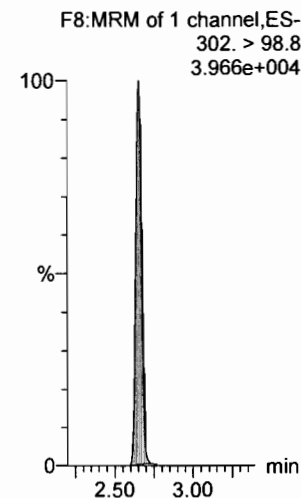
13C2-4:2 FTS



13C2-PFHxA



13C3-PFBS

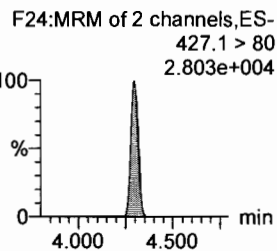
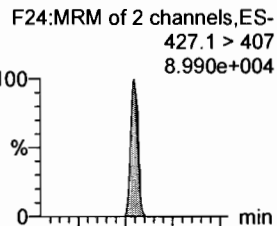


Dataset: F:\Projects\PFAS.PRO\Results\180525M1\180525M1-CRV_B.qld

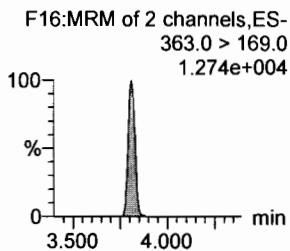
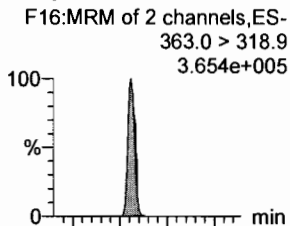
Last Altered: Saturday, May 26, 2018 13:39:00 Pacific Daylight Time
Printed: Saturday, May 26, 2018 13:41:27 Pacific Daylight Time

Name: 180525M1_7, Date: 25-May-2018, Time: 15:50:23, ID: ST180525M1-6 PFC CS3 18E2207, Description: PFC CS3 18E2207

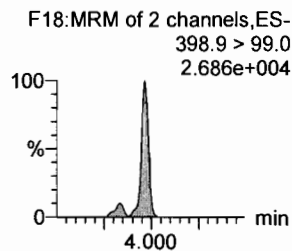
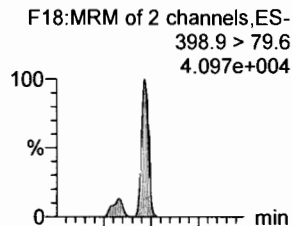
6:2 FTS



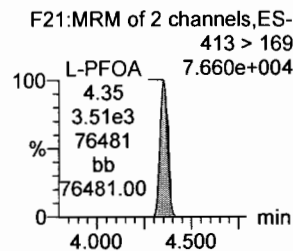
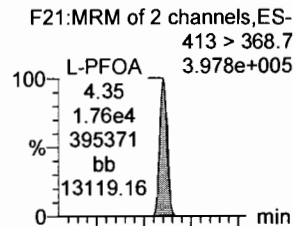
PFHpA



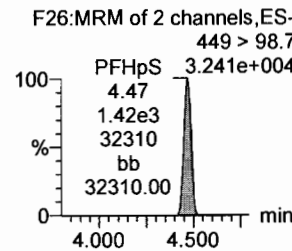
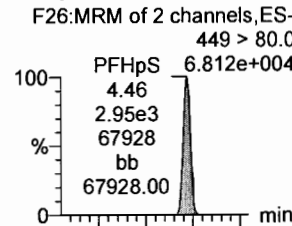
L-PFHxS



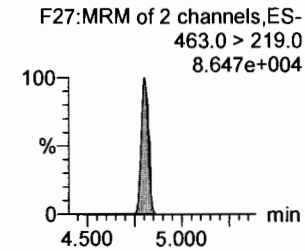
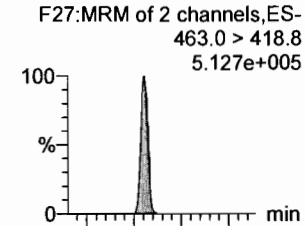
L-PFOA



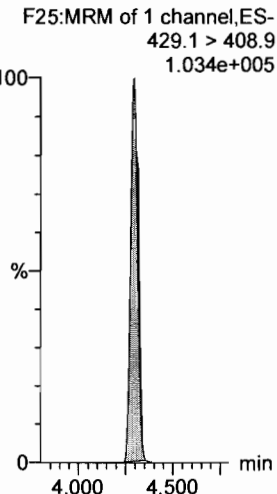
PFHpS



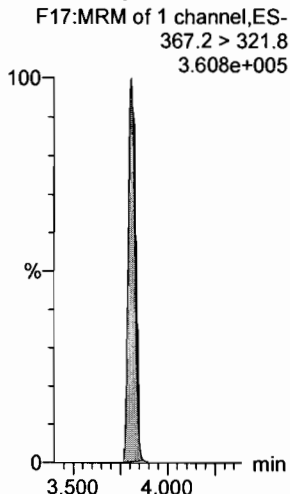
PFNA



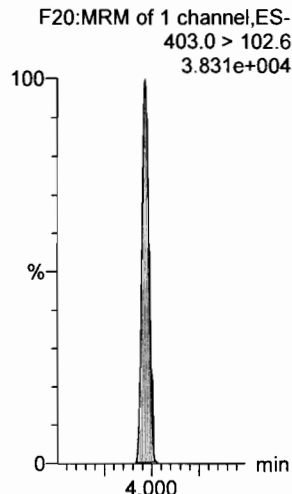
13C2-6:2 FTS



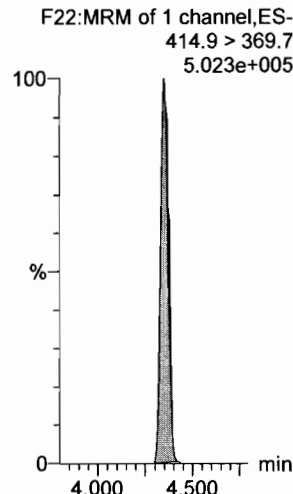
13C4-PFHpA



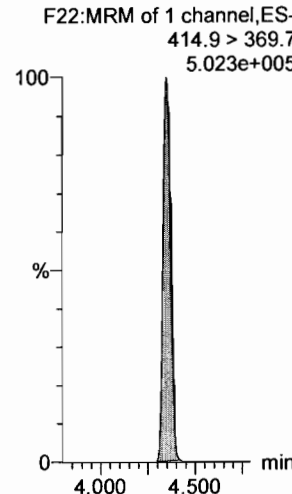
18O2-PFHxS



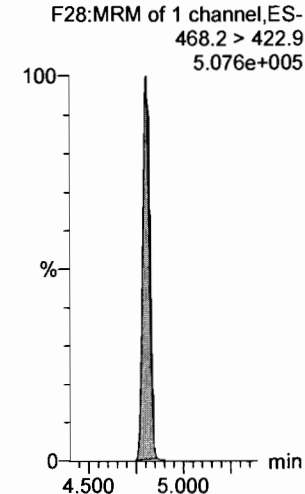
13C2-PFOA



13C2-PFOA



13C5-PFNA

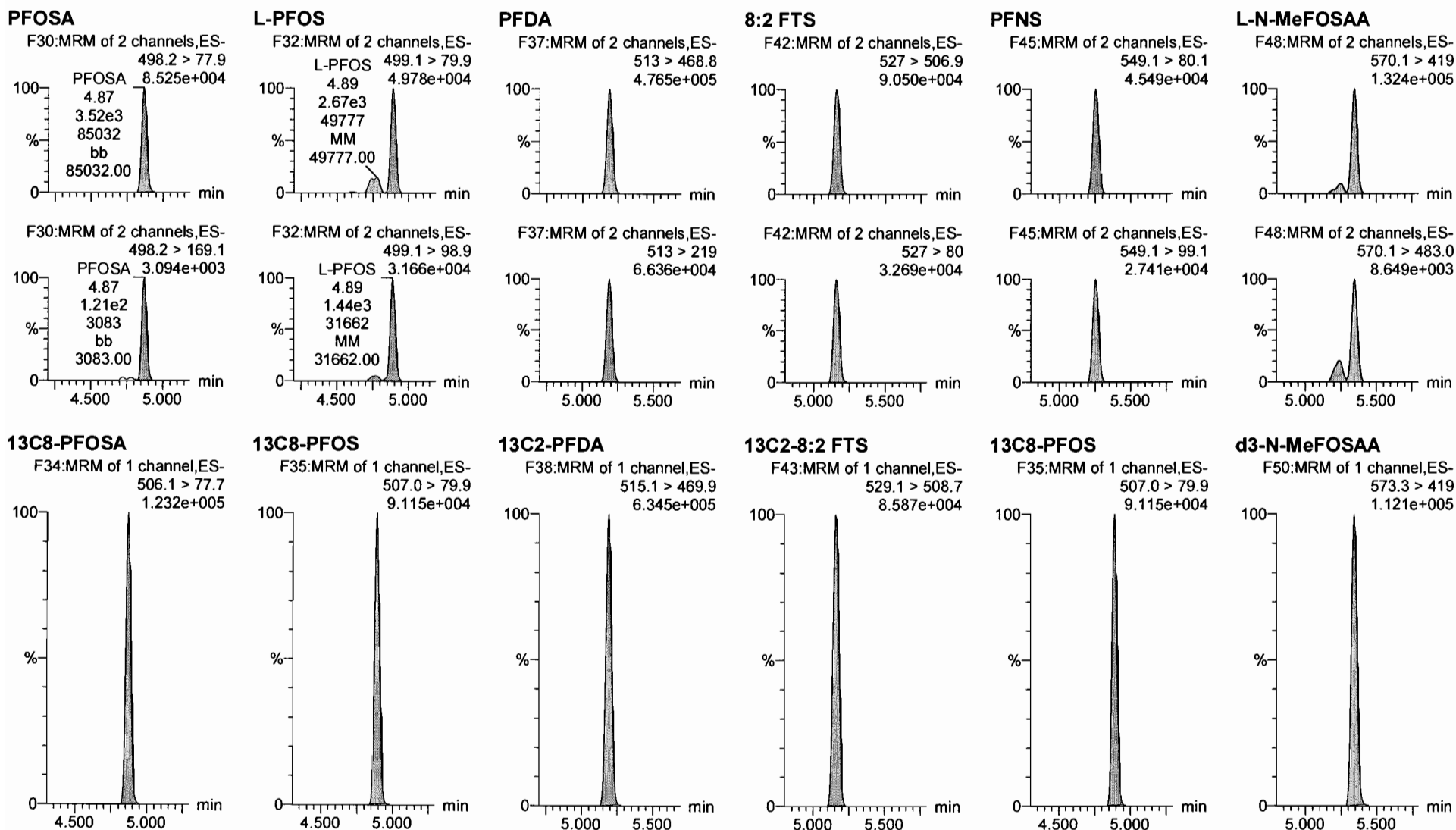


Dataset: F:\Projects\PFAS.PRO\Results\180525M1\180525M1-CRV_B.qld

Last Altered: Saturday, May 26, 2018 13:39:00 Pacific Daylight Time

Printed: Saturday, May 26, 2018 13:41:27 Pacific Daylight Time

Name: 180525M1_7, Date: 25-May-2018, Time: 15:50:23, ID: ST180525M1-6 PFC CS3 18E2207, Description: PFC CS3 18E2207



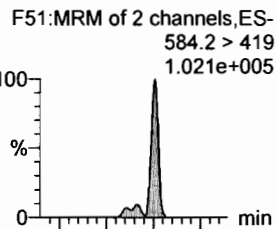
Dataset: F:\Projects\PFAS.PRO\Results\180525M1\180525M1-CRV_B.qld

Last Altered: Saturday, May 26, 2018 13:39:00 Pacific Daylight Time

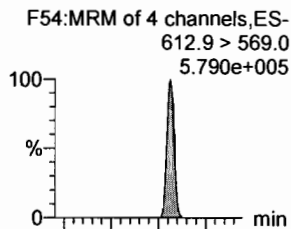
Printed: Saturday, May 26, 2018 13:41:27 Pacific Daylight Time

Name: 180525M1_7, Date: 25-May-2018, Time: 15:50:23, ID: ST180525M1-6 PFC CS3 18E2207, Description: PFC CS3 18E2207

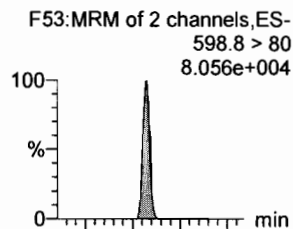
L-N-EtFOSAA



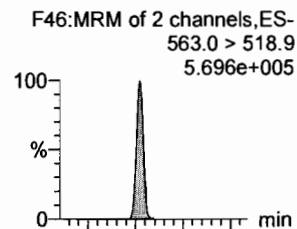
PFDoA



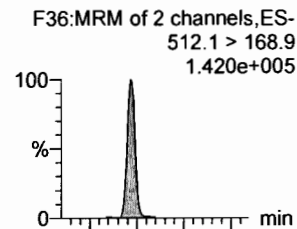
PFDS



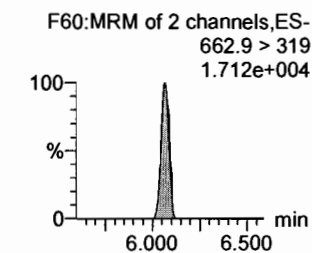
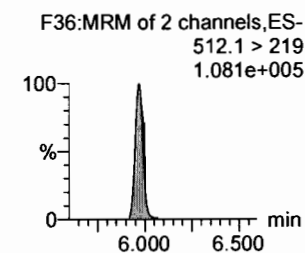
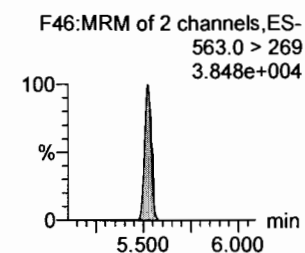
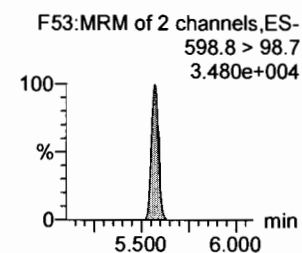
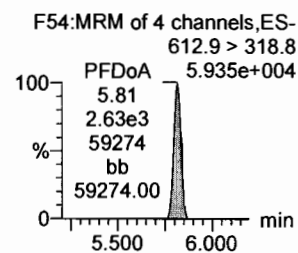
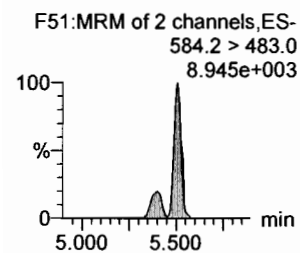
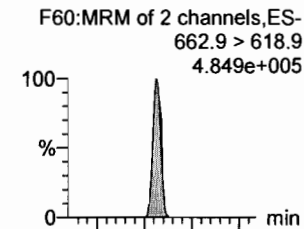
PFUdA



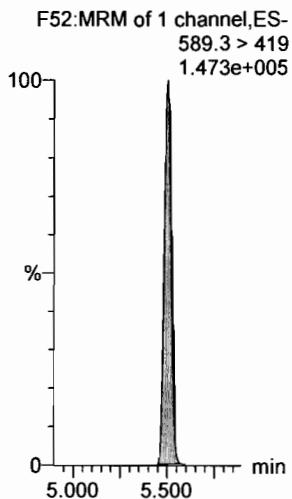
N-MeFOSA



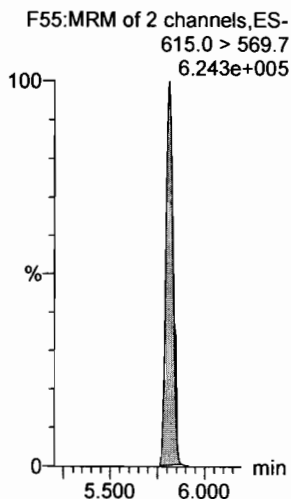
PFTrDA



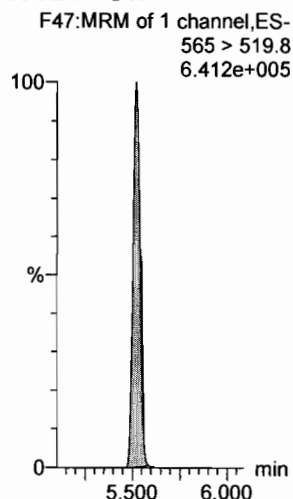
d5-N-EtFOSAA



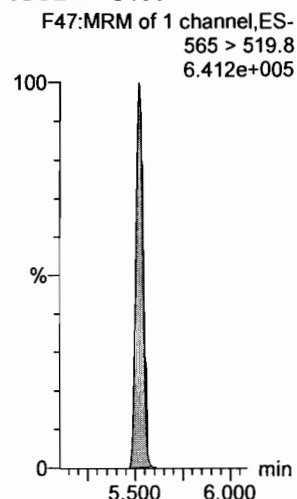
13C2-PFDoA



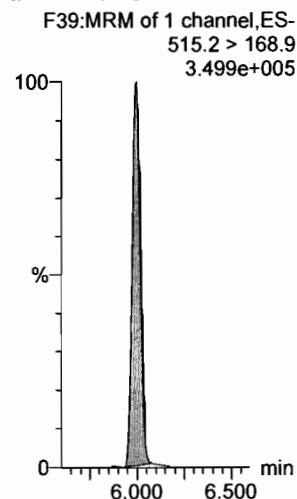
13C2-PFUdA



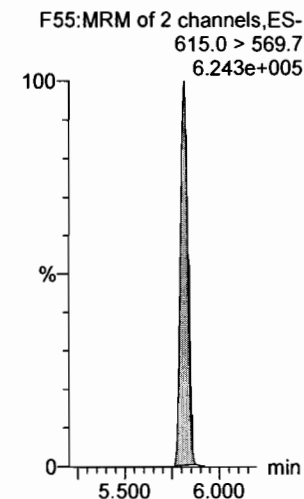
13C2-PFUdA



d3-N-MeFOSA



13C2-PFDoA

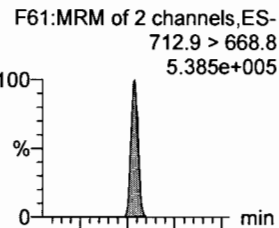


Dataset: F:\Projects\PFAS.PRO\Results\180525M1\180525M1-CRV_B.qld

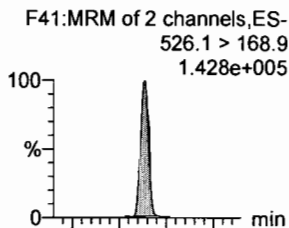
Last Altered: Saturday, May 26, 2018 13:39:00 Pacific Daylight Time
Printed: Saturday, May 26, 2018 13:41:27 Pacific Daylight Time

Name: 180525M1_7, Date: 25-May-2018, Time: 15:50:23, ID: ST180525M1-6 PFC CS3 18E2207, Description: PFC CS3 18E2207

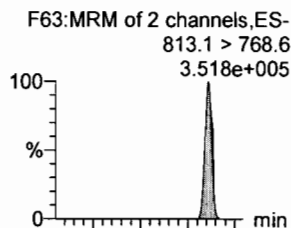
PFTeDA



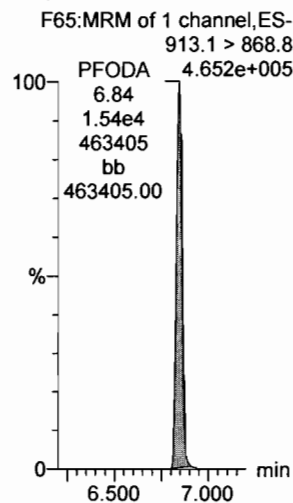
N-EtFOSEA



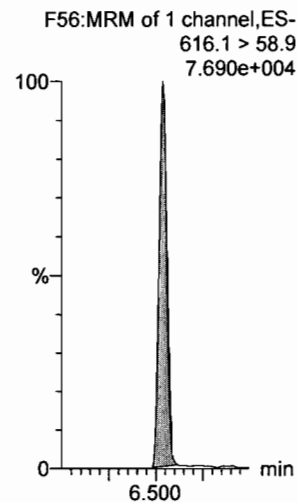
PFHxDA



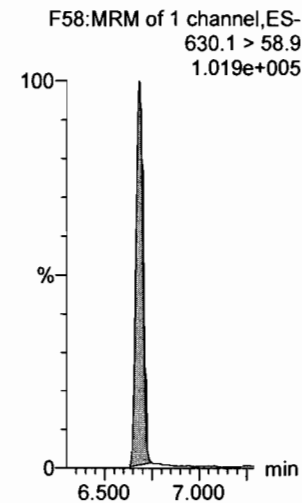
PFODA



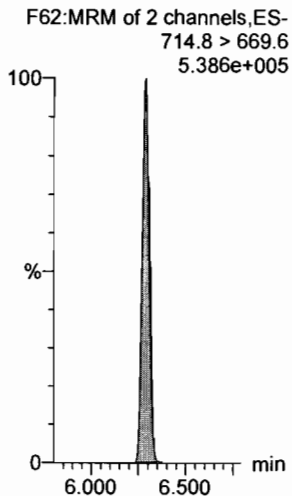
N-MeFOSE



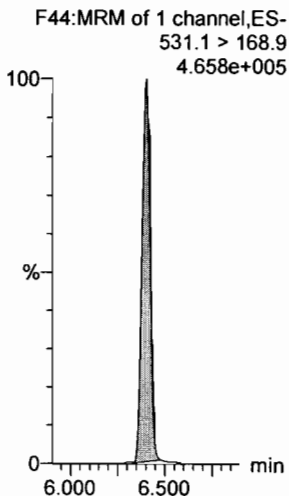
N-EtFOSE



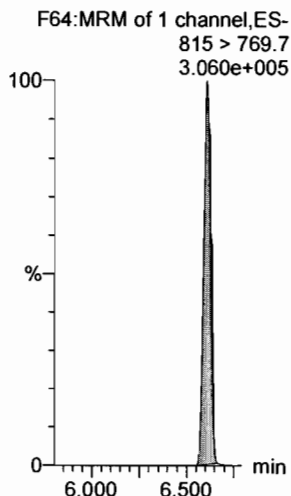
13C2-PFTeDA



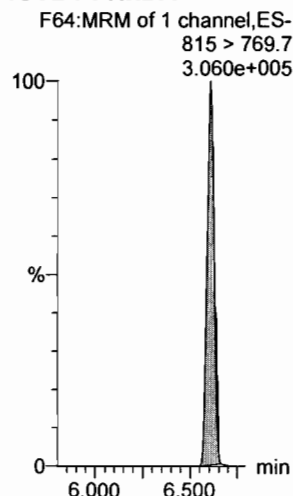
d5-N-ETFOSEA



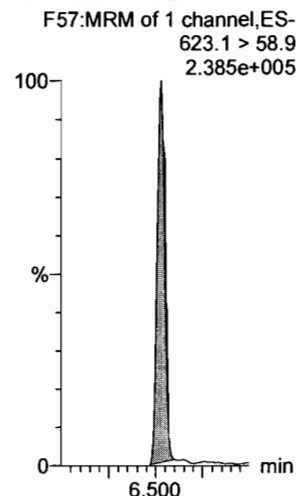
13C2-PFHxDA



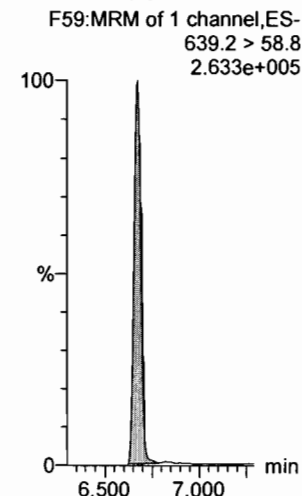
13C2-PFHxDA



d7-N-MeFOSE



d9-N-EtFOSE

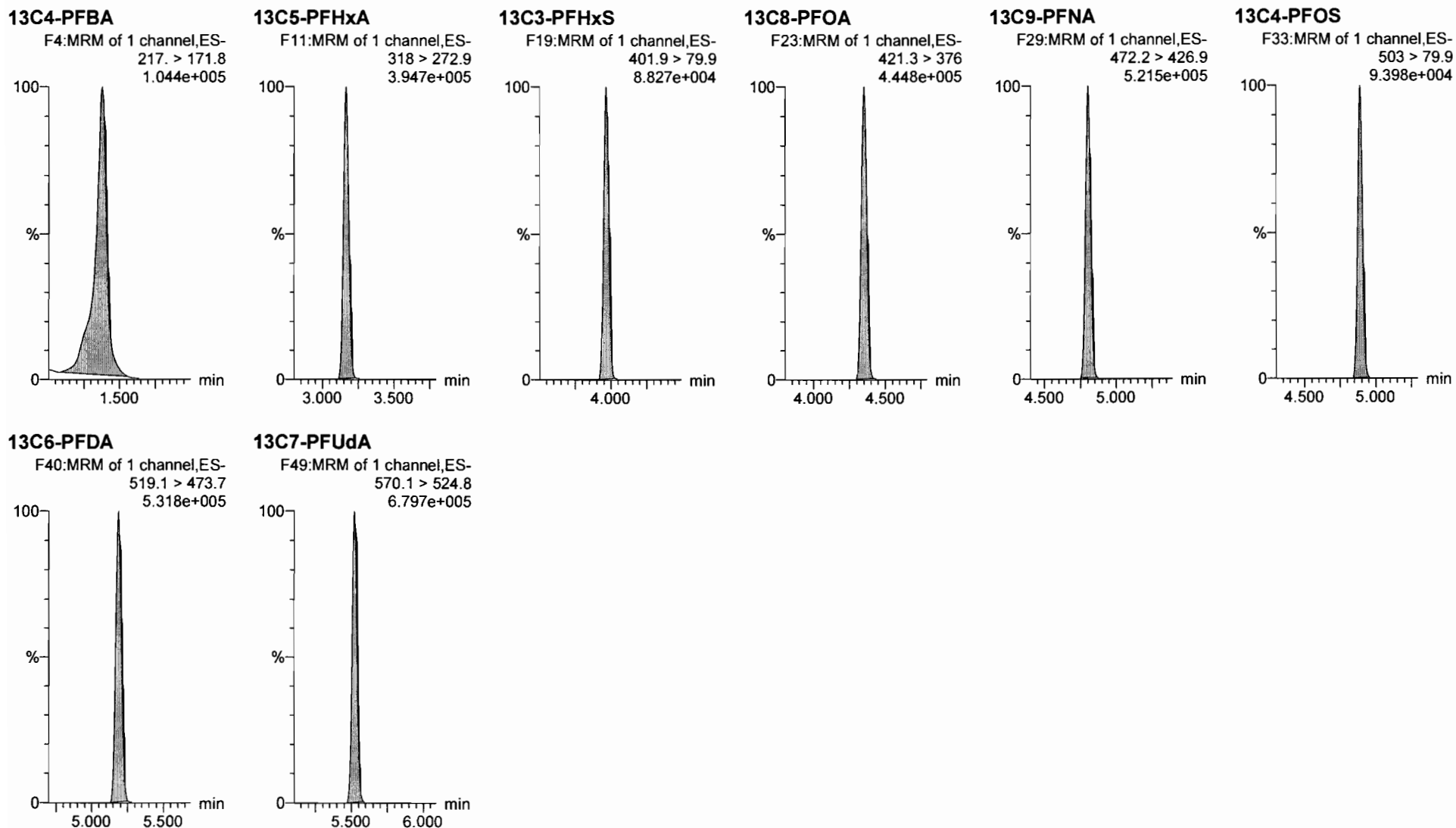


Dataset: F:\Projects\PFAS.PRO\Results\180525M1\180525M1-CRV_B.qld

Last Altered: Saturday, May 26, 2018 13:39:00 Pacific Daylight Time

Printed: Saturday, May 26, 2018 13:41:27 Pacific Daylight Time

Name: 180525M1_7, Date: 25-May-2018, Time: 15:50:23, ID: ST180525M1-6 PFC CS3 18E2207, Description: PFC CS3 18E2207



Dataset: F:\Projects\PFAS.PRO\Results\180525M1\18025M1-CRV_B.qld

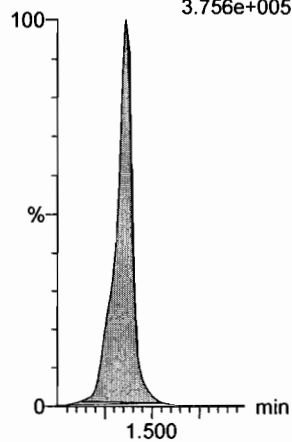
Last Altered: Saturday, May 26, 2018 13:39:00 Pacific Daylight Time

Printed: Saturday, May 26, 2018 13:41:27 Pacific Daylight Time

Name: 180525M1_8, Date: 25-May-2018, Time: 16:01:46, ID: ST180525M1-7 PFC CS4 18E2208, Description: PFC CS4 18E2208

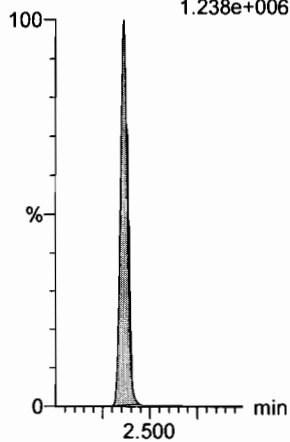
PFBA

F2:MRM of 1 channel,ES-
213.0 > 168.8
3.756e+005



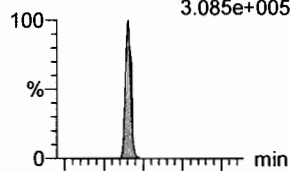
PFPeA

F5:MRM of 1 channel,ES-
263.1 > 218.9
1.238e+006

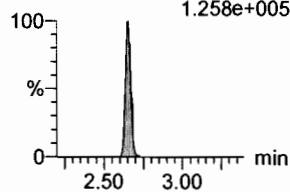


PFBS

F7:MRM of 2 channels,ES-
299.0 > 79.7
3.085e+005

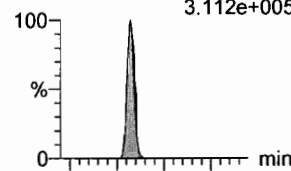


F7:MRM of 2 channels,ES-
299.0 > 99.0
1.258e+005

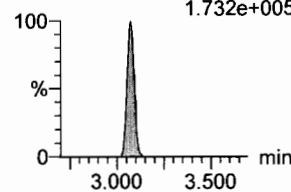


4:2 FTS

F12:MRM of 2 channels,ES-
327.2 > 307.2
3.112e+005

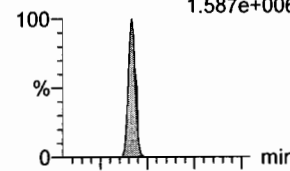


F12:MRM of 2 channels,ES-
327.2 > 81.1
1.732e+005

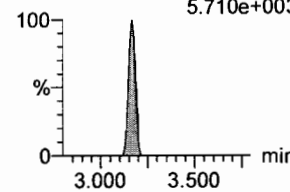


PFHxA

F9:MRM of 2 channels,ES-
313.2 > 268.9
1.587e+006

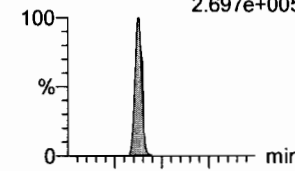


F9:MRM of 2 channels,ES-
313.2 > 119
5.710e+003

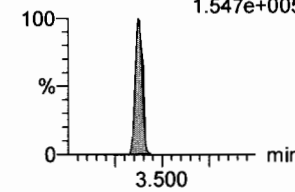


PFPeS

F15:MRM of 2 channels,ES-
349.1 > 80.1
2.697e+005

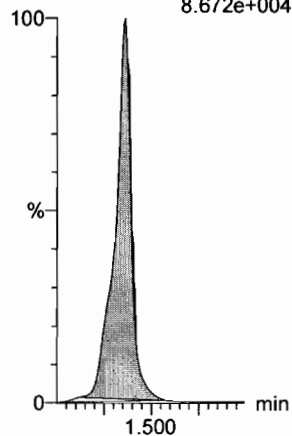


F15:MRM of 2 channels,ES-
349.1 > 99
1.547e+005



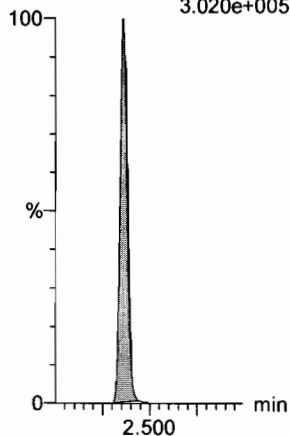
13C3-PFBA

F3:MRM of 1 channel,ES-
216.1 > 171.8
8.672e+004



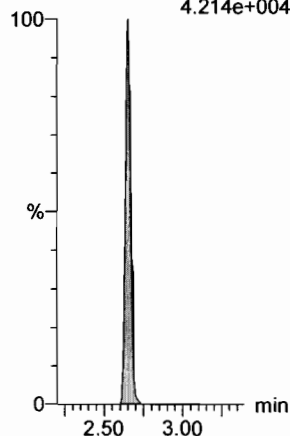
13C3-PFPeA

F6:MRM of 1 channel,ES-
266. > 221.8
3.020e+005



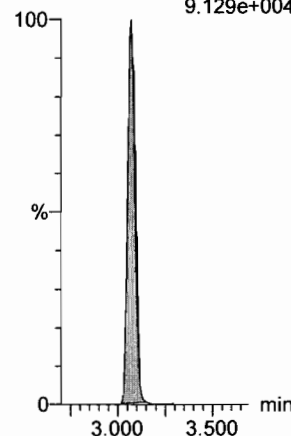
13C3-PFBS

F8:MRM of 1 channel,ES-
302. > 98.8
4.214e+004



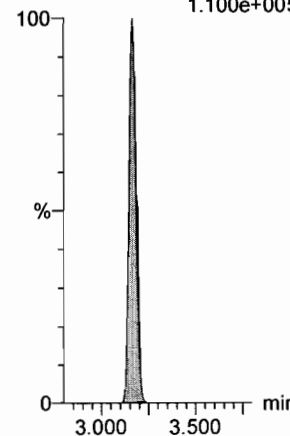
13C2-4:2 FTS

F13:MRM of 1 channel,ES-
329.2 > 308.9
9.129e+004



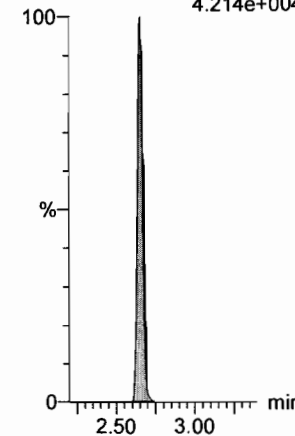
13C2-PFHxA

F10:MRM of 1 channel,ES-
315 > 269.8
1.100e+005



13C3-PFBS

F8:MRM of 1 channel,ES-
302. > 98.8
4.214e+004



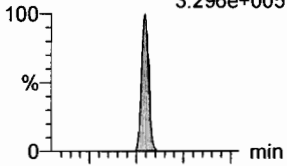
Dataset: F:\Projects\PFAS.PRO\Results\180525M1\180525M1-CRV_B.qld

Last Altered: Saturday, May 26, 2018 13:39:00 Pacific Daylight Time
Printed: Saturday, May 26, 2018 13:41:27 Pacific Daylight Time

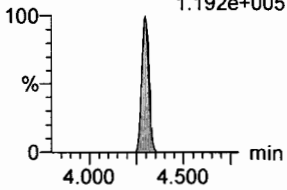
Name: 180525M1_8, Date: 25-May-2018, Time: 16:01:46, ID: ST180525M1-7 PFC CS4 18E2208, Description: PFC CS4 18E2208

6:2 FTS

F24:MRM of 2 channels,ES-
427.1 > 407
3.296e+005

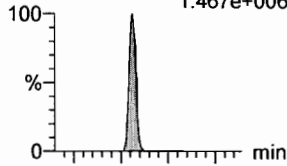


F24:MRM of 2 channels,ES-
427.1 > 80
1.192e+005

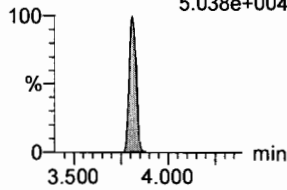


PFHpA

F16:MRM of 2 channels,ES-
363.0 > 318.9
1.467e+006

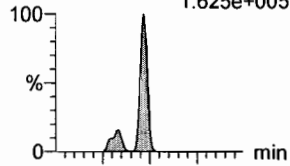


F16:MRM of 2 channels,ES-
363.0 > 169.0
5.038e+004

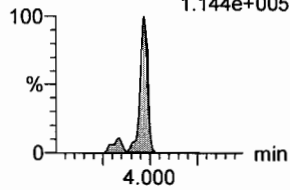


L-PFHxS

F18:MRM of 2 channels,ES-
398.9 > 79.6
1.625e+005

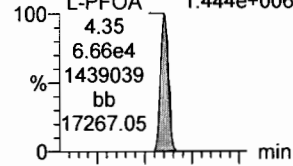


F18:MRM of 2 channels,ES-
398.9 > 99.0
1.144e+005

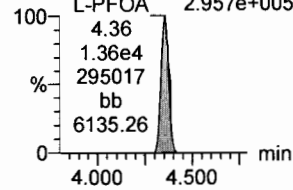


L-PFOA

F21:MRM of 2 channels,ES-
413 > 368.7
1.444e+006

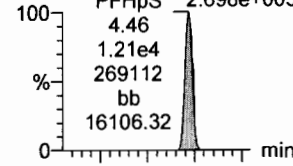


F21:MRM of 2 channels,ES-
413 > 169
2.957e+005

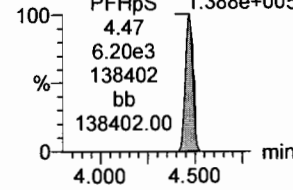


PFHpS

F26:MRM of 2 channels,ES-
449 > 80.0
2.698e+005

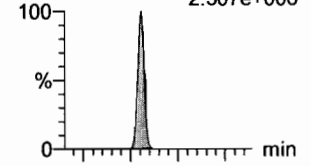


F26:MRM of 2 channels,ES-
449 > 98.7
1.388e+005

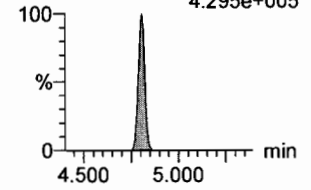


PFNA

F27:MRM of 2 channels,ES-
463.0 > 418.8
2.307e+006

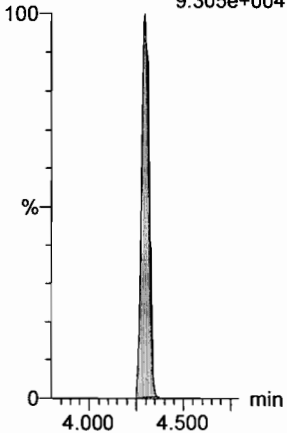


F27:MRM of 2 channels,ES-
463.0 > 219.0
4.295e+005



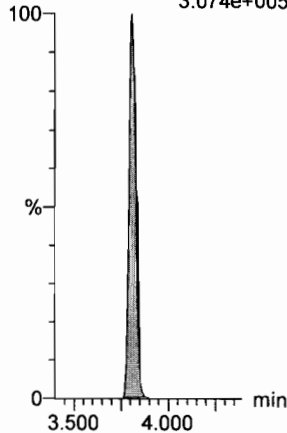
13C2-6:2 FTS

F25:MRM of 1 channel,ES-
429.1 > 408.9
9.305e+004



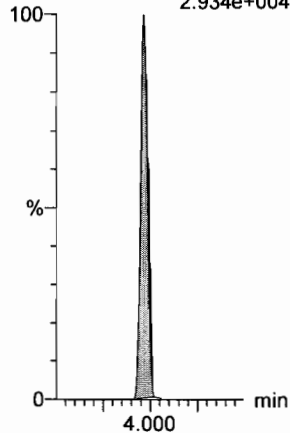
13C4-PFHpA

F17:MRM of 1 channel,ES-
367.2 > 321.8
3.074e+005



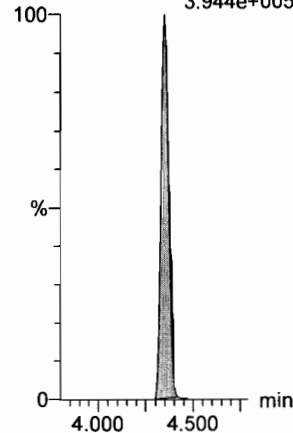
18O2-PFHxS

F20:MRM of 1 channel,ES-
403.0 > 102.6
2.934e+004



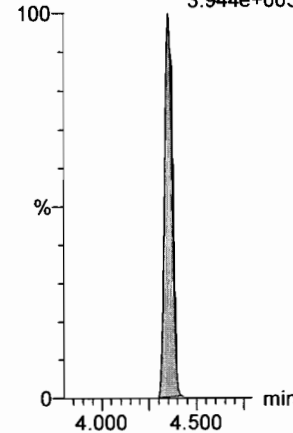
13C2-PFOA

F22:MRM of 1 channel,ES-
414.9 > 369.7
3.944e+005



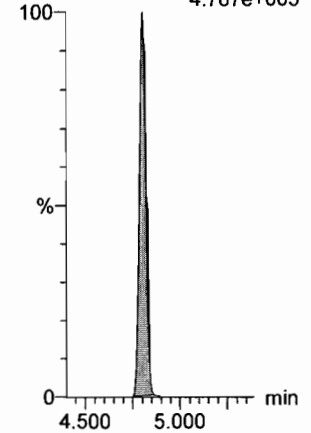
13C2-PFOA

F22:MRM of 1 channel,ES-
414.9 > 369.7
3.944e+005



13C5-PFNA

F28:MRM of 1 channel,ES-
468.2 > 422.9
4.787e+005



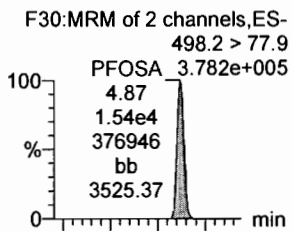
Dataset: F:\Projects\PFAS.PRO\Results\180525M1\180525M1-CRV_B.qld

Last Altered: Saturday, May 26, 2018 13:39:00 Pacific Daylight Time

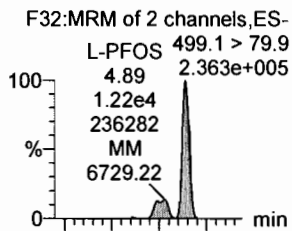
Printed: Saturday, May 26, 2018 13:41:27 Pacific Daylight Time

Name: 180525M1_8, Date: 25-May-2018, Time: 16:01:46, ID: ST180525M1-7 PFC CS4 18E2208, Description: PFC CS4 18E2208

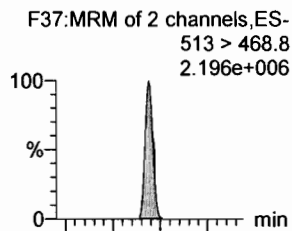
PFOSA



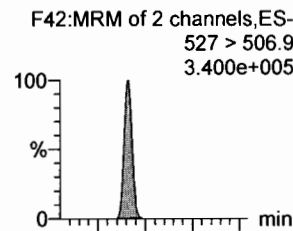
L-PFOS



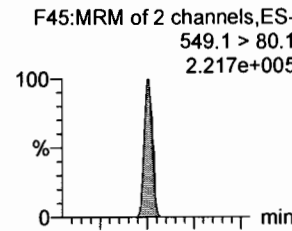
PFDA



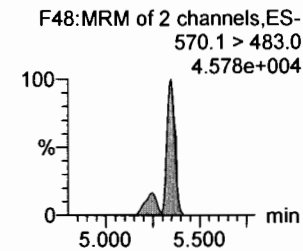
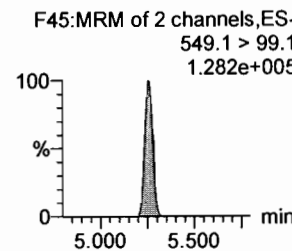
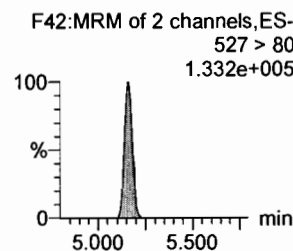
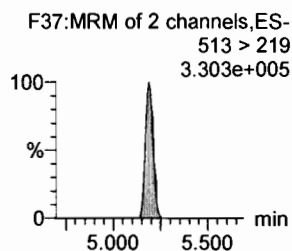
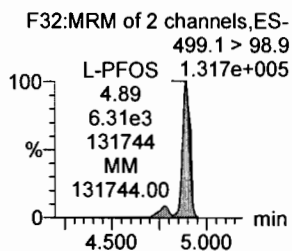
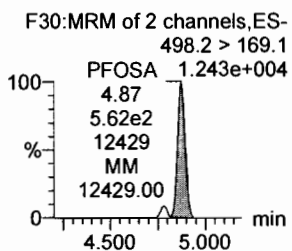
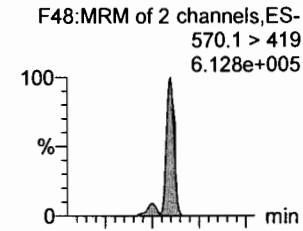
8:2 FTS



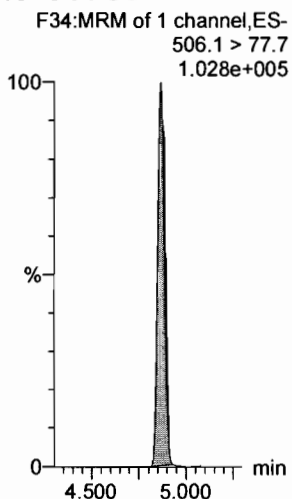
PFNS



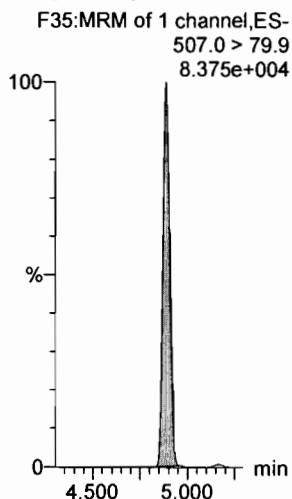
L-N-MeFOSAA



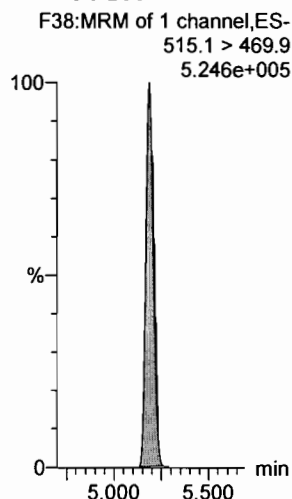
13C8-PFOSA



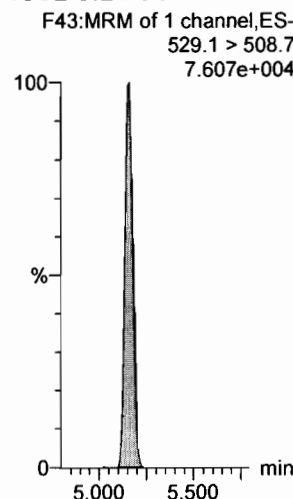
13C8-PFOS



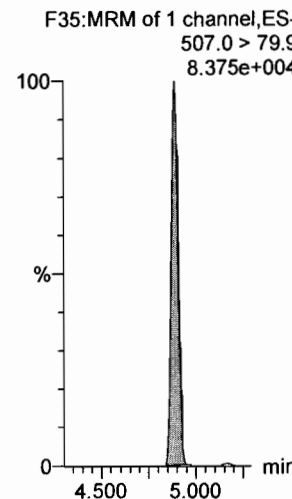
13C2-PFDA



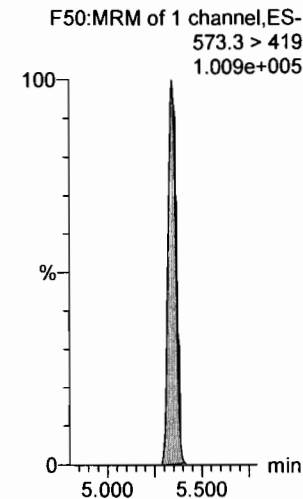
13C2-8:2 FTS



13C8-PFOS



d3-N-MeFOSAA



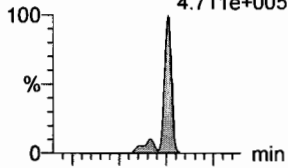
Dataset: F:\Projects\PFAS.PRO\Results\180525M1\18025M1-CRV_B.qld

Last Altered: Saturday, May 26, 2018 13:39:00 Pacific Daylight Time
Printed: Saturday, May 26, 2018 13:41:27 Pacific Daylight Time

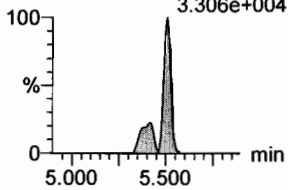
Name: 180525M1_8, Date: 25-May-2018, Time: 16:01:46, ID: ST180525M1-7 PFC CS4 18E2208, Description: PFC CS4 18E2208

L-N-EtFOSAA

F51:MRM of 2 channels,ES-
584.2 > 419
4.711e+005

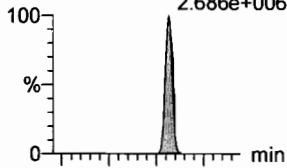


F51:MRM of 2 channels,ES-
584.2 > 483.0
3.306e+004

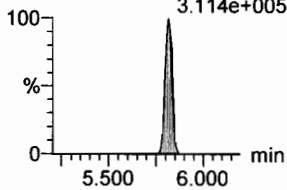


PFDoA

F54:MRM of 4 channels,ES-
612.9 > 569.0
2.686e+006



F54:MRM of 4 channels,ES-
612.9 > 318.8
3.114e+005

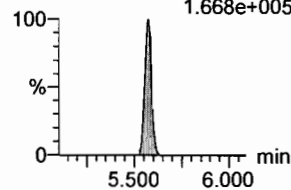


PFDS

F53:MRM of 2 channels,ES-
598.8 > 80
3.374e+005

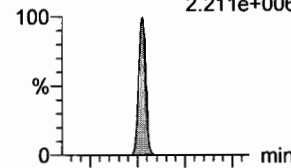


F53:MRM of 2 channels,ES-
598.8 > 98.7
1.668e+005

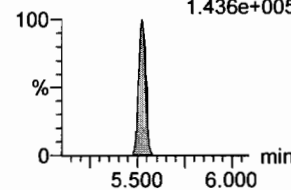


PFUdA

F46:MRM of 2 channels,ES-
563.0 > 518.9
2.211e+006

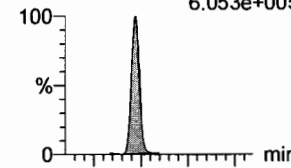


F46:MRM of 2 channels,ES-
563.0 > 269
1.436e+005

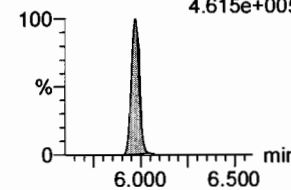


N-MeFOSA

F36:MRM of 2 channels,ES-
512.1 > 168.9
6.053e+005

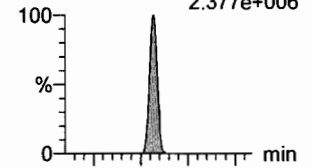


F36:MRM of 2 channels,ES-
512.1 > 219
4.615e+005

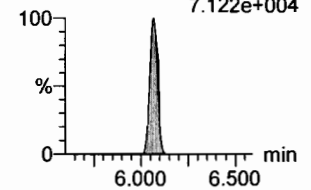


PFTrDA

F60:MRM of 2 channels,ES-
662.9 > 618.9
2.377e+006

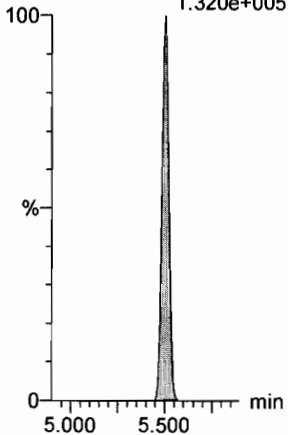


F60:MRM of 2 channels,ES-
662.9 > 319
7.122e+004



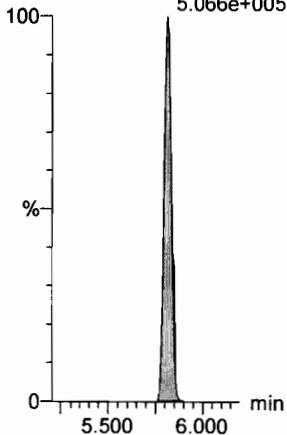
d5-N-EtFOSAA

F52:MRM of 1 channel,ES-
589.3 > 419
1.320e+005



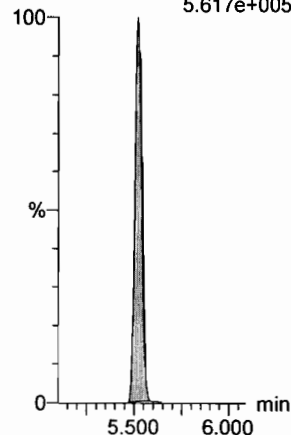
13C2-PFDoA

F55:MRM of 2 channels,ES-
615.0 > 569.7
5.066e+005



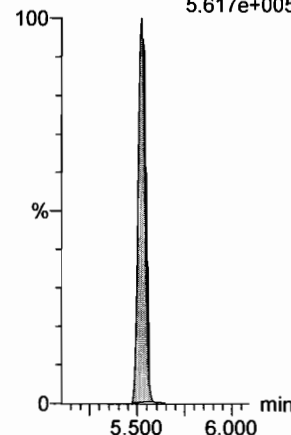
13C2-PFUdA

F47:MRM of 1 channel,ES-
565 > 519.8
5.617e+005



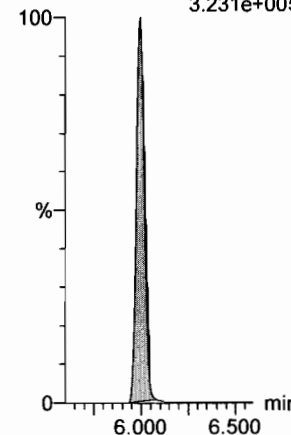
13C2-PFUdA

F47:MRM of 1 channel,ES-
565 > 519.8
5.617e+005



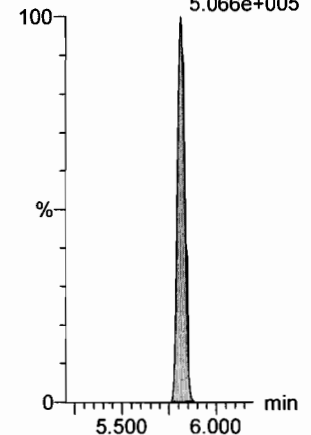
d3-N-MeFOSA

F39:MRM of 1 channel,ES-
515.2 > 168.9
3.231e+005



13C2-PFDoA

F55:MRM of 2 channels,ES-
615.0 > 569.7
5.066e+005



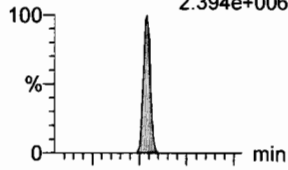
Dataset: F:\Projects\PFAS.PRO\Results\180525M1\180525M1-CRV_B.qld

Last Altered: Saturday, May 26, 2018 13:39:00 Pacific Daylight Time
Printed: Saturday, May 26, 2018 13:41:27 Pacific Daylight Time

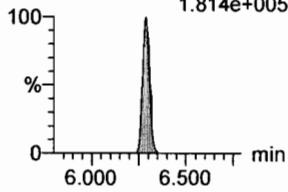
Name: 180525M1_8, Date: 25-May-2018, Time: 16:01:46, ID: ST180525M1-7 PFC CS4 18E2208, Description: PFC CS4 18E2208

PFTeDA

F61:MRM of 2 channels,ES-
712.9 > 668.8
2.394e+006

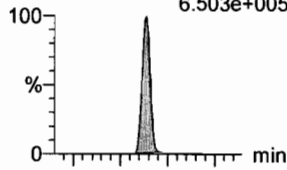


F61:MRM of 2 channels,ES-
712.9 > 369
1.814e+005

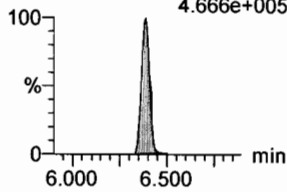


N-EtFOSA

F41:MRM of 2 channels,ES-
526.1 > 168.9
6.503e+005

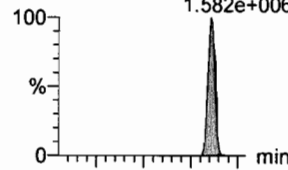


F41:MRM of 2 channels,ES-
526.1 > 219
4.666e+005

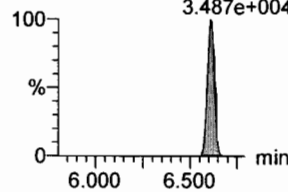


PFHxDA

F63:MRM of 2 channels,ES-
813.1 > 768.6
1.582e+006

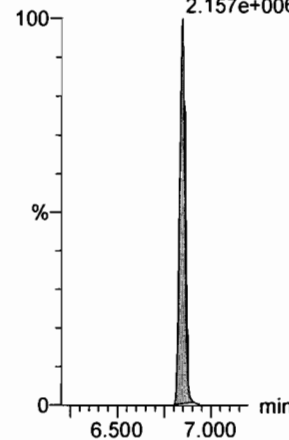


F63:MRM of 2 channels,ES-
813.1 > 219
3.487e+004



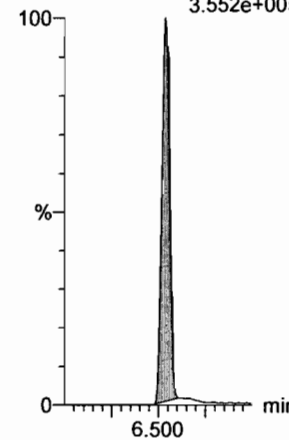
PFODA

F65:MRM of 1 channel,ES-
913.1 > 868.8
2.157e+006



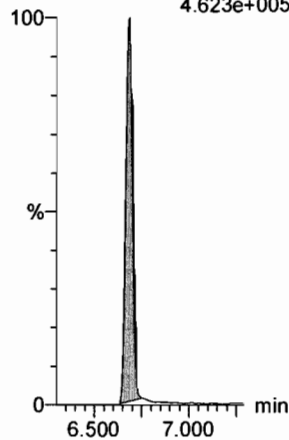
N-MeFOSE

F56:MRM of 1 channel,ES-
616.1 > 58.9
3.552e+005



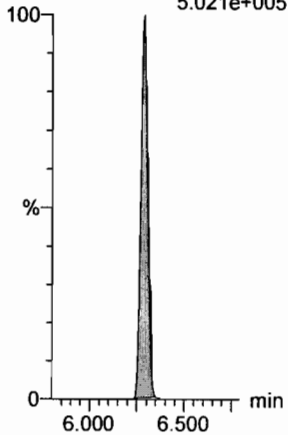
N-EtFOSE

F58:MRM of 1 channel,ES-
630.1 > 58.9
4.623e+005



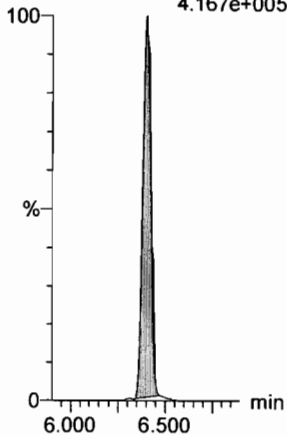
13C2-PFTeDA

F62:MRM of 2 channels,ES-
714.8 > 669.6
5.021e+005



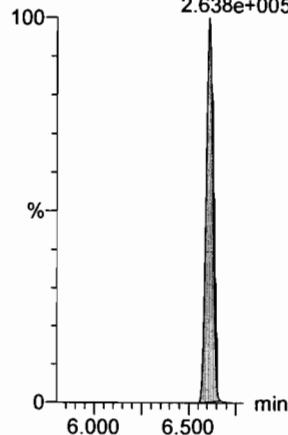
d5-N-ETFOSA

F44:MRM of 1 channel,ES-
531.1 > 168.9
4.167e+005



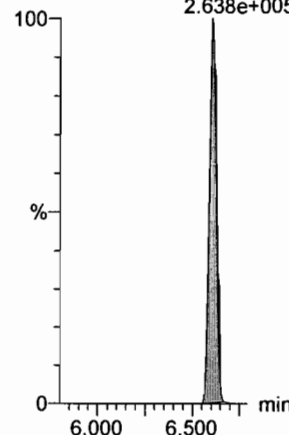
13C2-PFHxDA

F64:MRM of 1 channel,ES-
815 > 769.7
2.638e+005



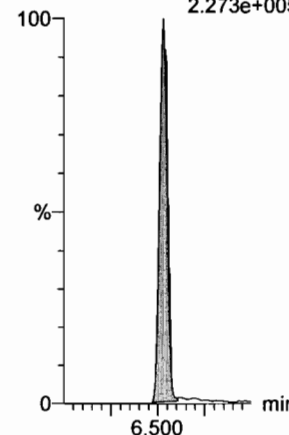
13C2-PFHxDA

F64:MRM of 1 channel,ES-
815 > 769.7
2.638e+005



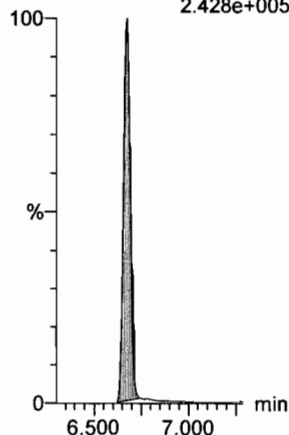
d7-N-MeFOSE

F57:MRM of 1 channel,ES-
623.1 > 58.9
2.273e+005



d9-N-EtFOSE

F59:MRM of 1 channel,ES-
639.2 > 58.8
2.428e+005

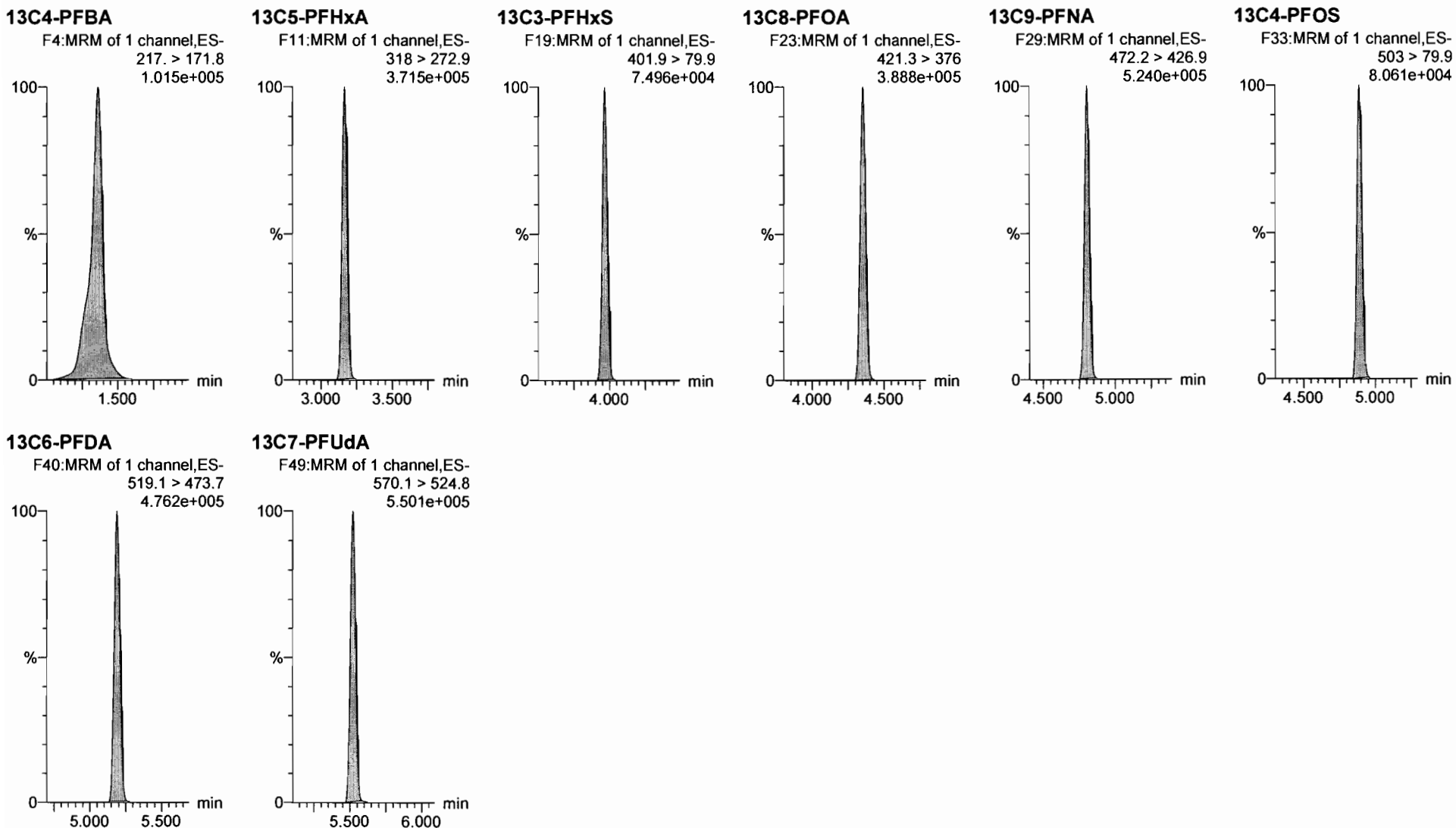


Dataset: F:\Projects\PFAS.PRO\Results\180525M1\18025M1-CRV_B.qld

Last Altered: Saturday, May 26, 2018 13:39:00 Pacific Daylight Time

Printed: Saturday, May 26, 2018 13:41:27 Pacific Daylight Time

Name: 180525M1_8, Date: 25-May-2018, Time: 16:01:46, ID: ST180525M1-7 PFC CS4 18E2208, Description: PFC CS4 18E2208



Dataset: F:\Projects\PFAS.PRO\Results\180525M1\180525M1-CRV_B.qld

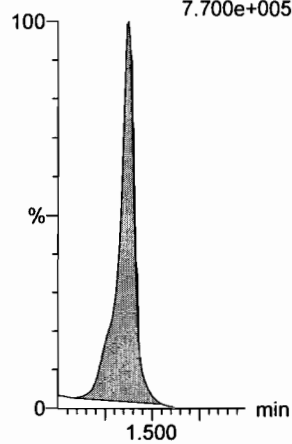
Last Altered: Saturday, May 26, 2018 13:39:00 Pacific Daylight Time

Printed: Saturday, May 26, 2018 13:41:27 Pacific Daylight Time

Name: 180525M1_9, Date: 25-May-2018, Time: 16:13:10, ID: ST180525M1-8 PFC CS5 18E2209, Description: PFC CS5 18E2209

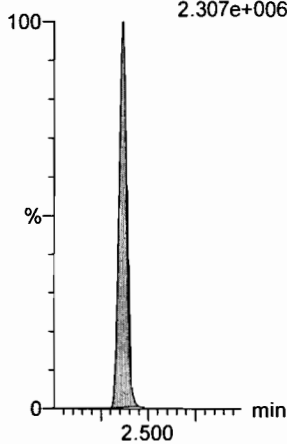
PFBA

F2:MRM of 1 channel,ES-
213.0 > 168.8
7.700e+005



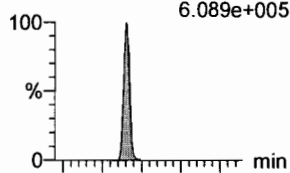
PFPeA

F5:MRM of 1 channel,ES-
263.1 > 218.9
2.307e+006

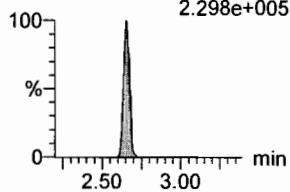


PFBS

F7:MRM of 2 channels,ES-
299.0 > 79.7
6.089e+005

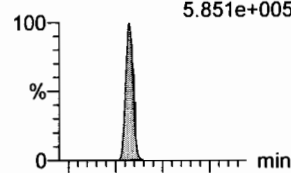


F7:MRM of 2 channels,ES-
299.0 > 99.0
2.298e+005

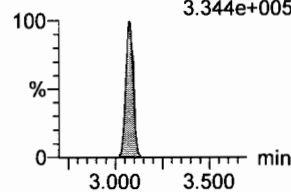


4:2 FTS

F12:MRM of 2 channels,ES-
327.2 > 307.2
5.851e+005

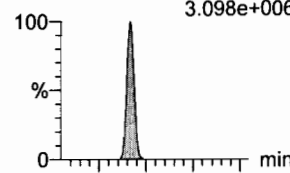


F12:MRM of 2 channels,ES-
327.2 > 81.1
3.344e+005

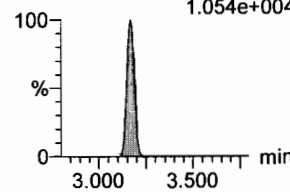


PFHxA

F9:MRM of 2 channels,ES-
313.2 > 268.9
3.098e+006

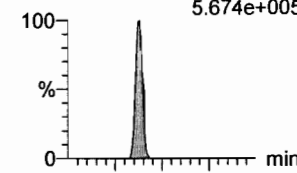


F9:MRM of 2 channels,ES-
313.2 > 119
1.054e+004

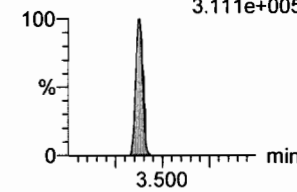


PFPeS

F15:MRM of 2 channels,ES-
349.1 > 80.1
5.674e+005

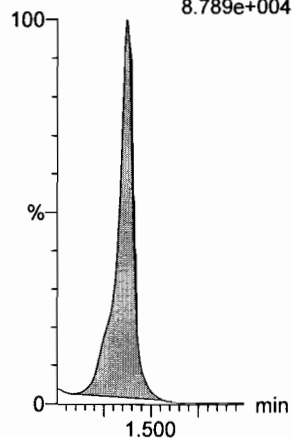


F15:MRM of 2 channels,ES-
349.1 > 99
3.111e+005



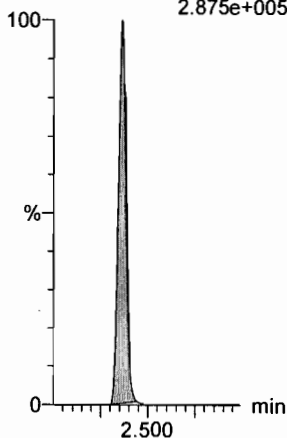
13C3-PFBA

F3:MRM of 1 channel,ES-
216.1 > 171.8
8.789e+004



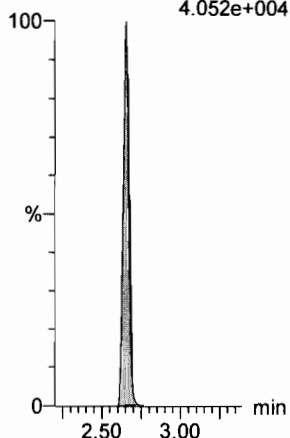
13C3-PFPeA

F6:MRM of 1 channel,ES-
266. > 221.8
2.875e+005



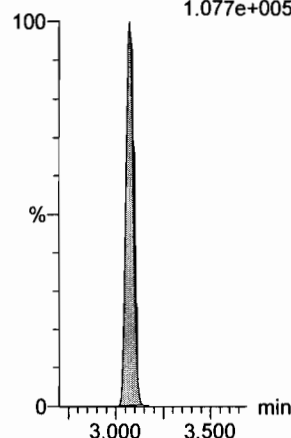
13C3-PFBS

F8:MRM of 1 channel,ES-
302. > 98.8
4.052e+004



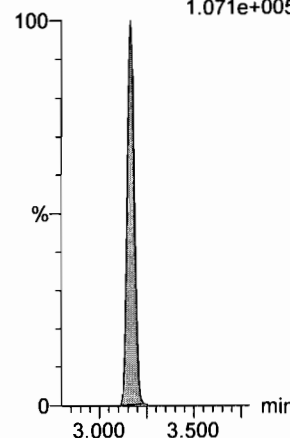
13C2-4:2 FTS

F13:MRM of 1 channel,ES-
329.2 > 308.9
1.077e+005



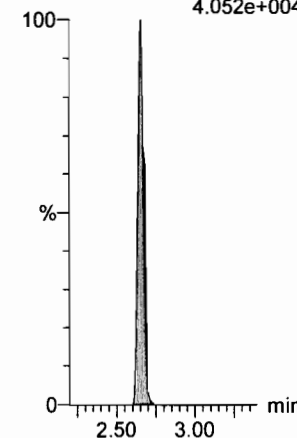
13C2-PFHxA

F10:MRM of 1 channel,ES-
315 > 269.8
1.071e+005



13C3-PFBS

F8:MRM of 1 channel,ES-
302. > 98.8
4.052e+004



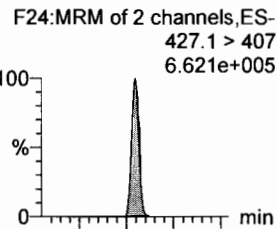
Dataset: F:\Projects\PFAS.PRO\Results\180525M1\180525M1-CRV_B.qld

Last Altered: Saturday, May 26, 2018 13:39:00 Pacific Daylight Time

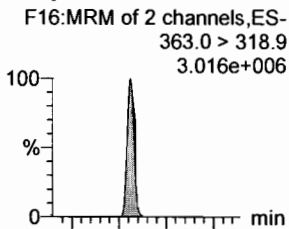
Printed: Saturday, May 26, 2018 13:41:27 Pacific Daylight Time

Name: 180525M1_9, Date: 25-May-2018, Time: 16:13:10, ID: ST180525M1-8 PFC CS5 18E2209, Description: PFC CS5 18E2209

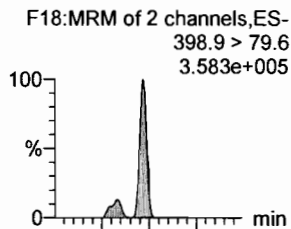
6:2 FTS



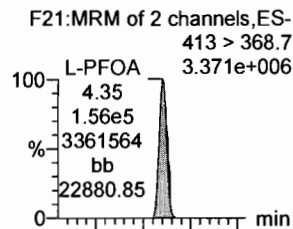
PFHpA



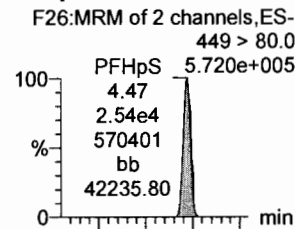
L-PFHxS



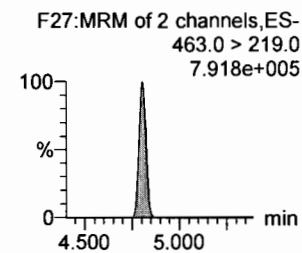
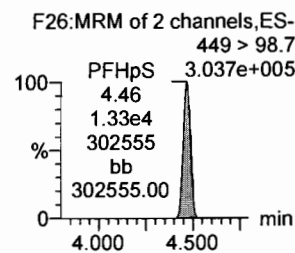
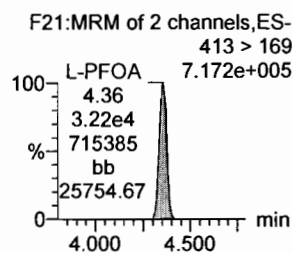
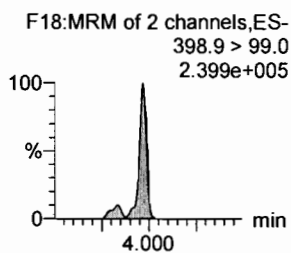
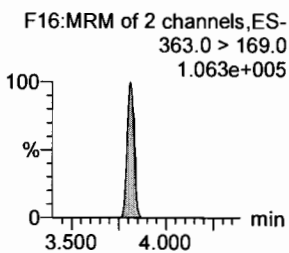
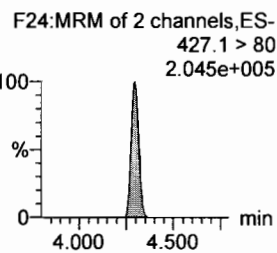
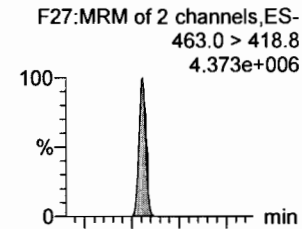
L-PFOA



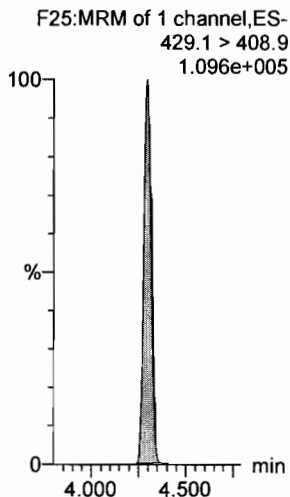
PFHpS



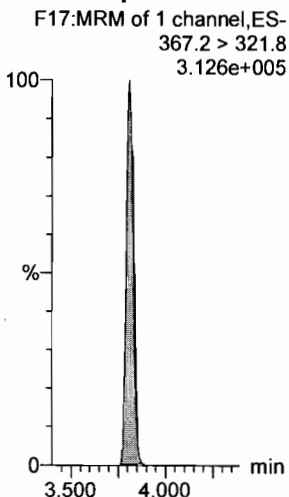
PFNA



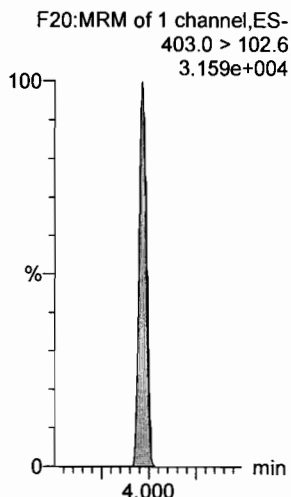
13C2-6:2 FTS



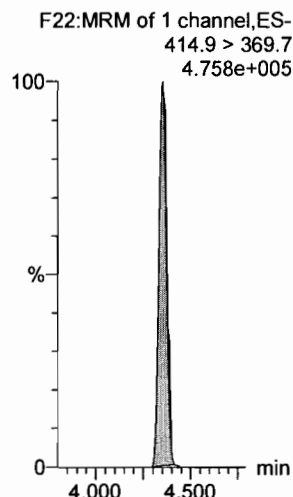
13C4-PFHpA



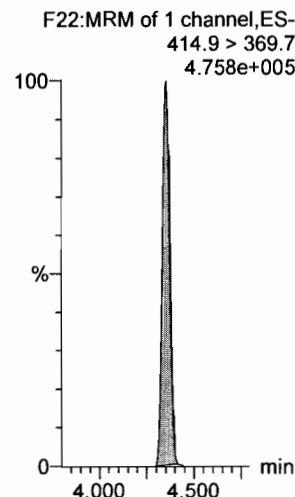
18O2-PFHxS



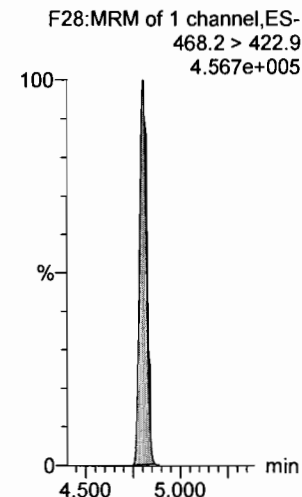
13C2-PFOA



13C2-PFOA



13C5-PFNA

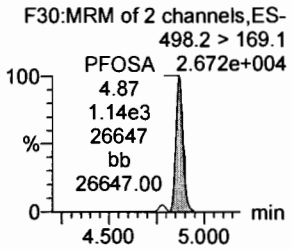
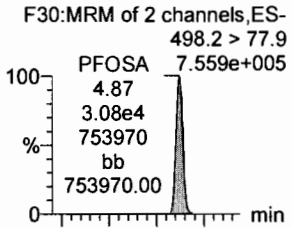


Dataset: F:\Projects\PFAS.PRO\Results\180525M1\18025M1-CRV_B.qld

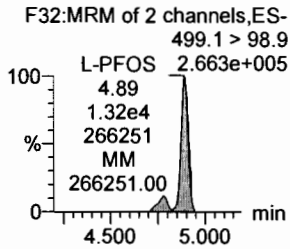
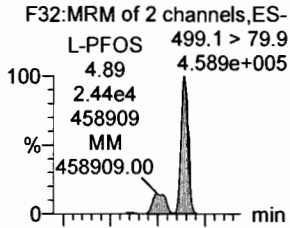
Last Altered: Saturday, May 26, 2018 13:39:00 Pacific Daylight Time
Printed: Saturday, May 26, 2018 13:41:27 Pacific Daylight Time

Name: 180525M1_9, Date: 25-May-2018, Time: 16:13:10, ID: ST180525M1-8 PFC CS5 18E2209, Description: PFC CS5 18E2209

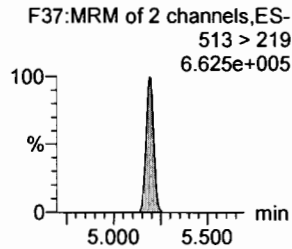
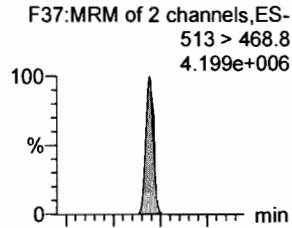
PFOSA



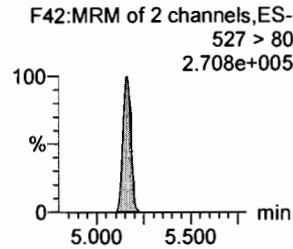
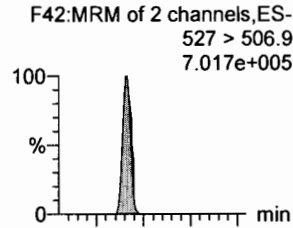
L-PFOS



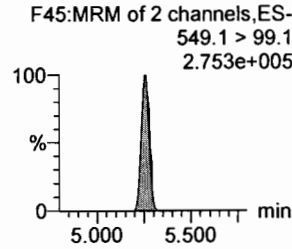
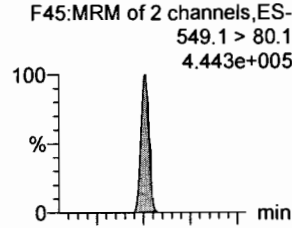
PFDA



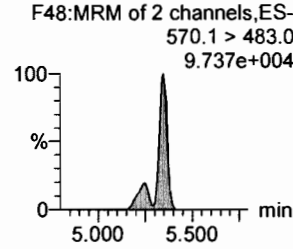
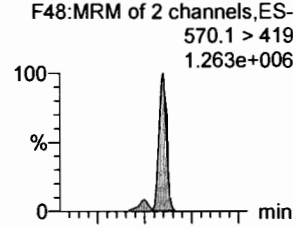
8:2 FTS



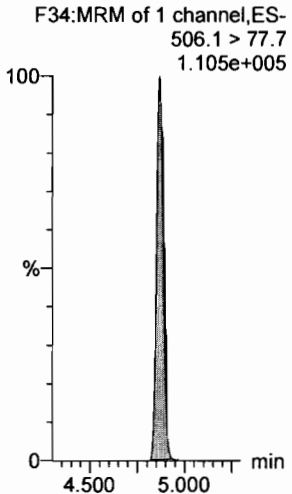
PFNS



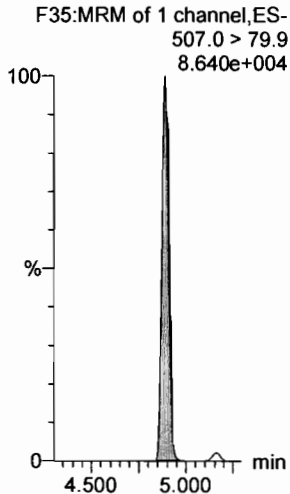
L-N-MeFOSAA



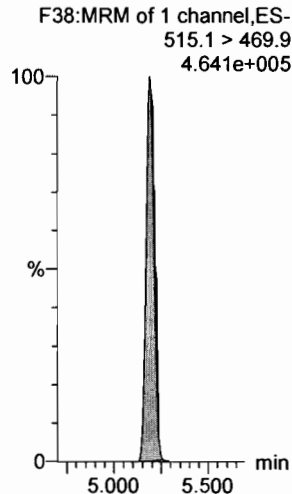
13C8-PFOSA



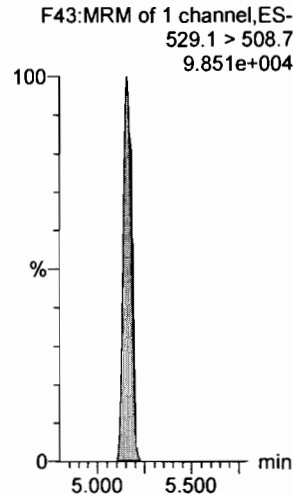
13C8-PFOS



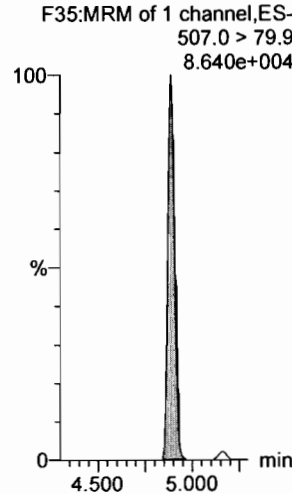
13C2-PFDA



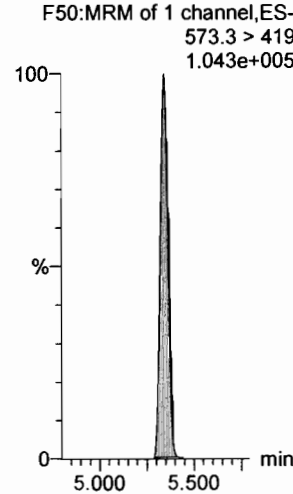
13C2-8:2 FTS



13C8-PFOS



d3-N-MeFOSAA



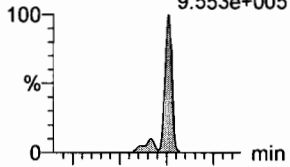
Dataset: F:\Projects\PFAS.PRO\Results\180525M1\18025M1-CRV_B.qld

Last Altered: Saturday, May 26, 2018 13:39:00 Pacific Daylight Time
Printed: Saturday, May 26, 2018 13:41:27 Pacific Daylight Time

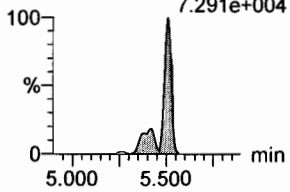
Name: 180525M1_9, Date: 25-May-2018, Time: 16:13:10, ID: ST180525M1-8 PFC CS5 18E2209, Description: PFC CS5 18E2209

L-N-EtFOSAA

F51:MRM of 2 channels,ES-
584.2 > 419
9.553e+005

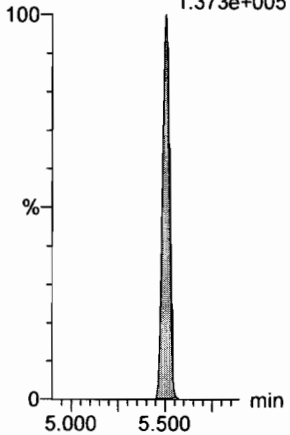


F51:MRM of 2 channels,ES-
584.2 > 483.0
7.291e+004



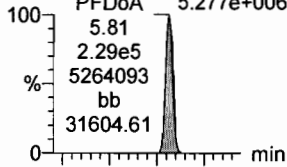
d5-N-EtFOSAA

F52:MRM of 1 channel,ES-
589.3 > 419
1.373e+005

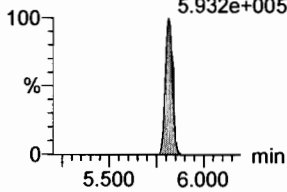


PFDoA

F54:MRM of 4 channels,ES-
612.9 > 569.0
5.277e+006

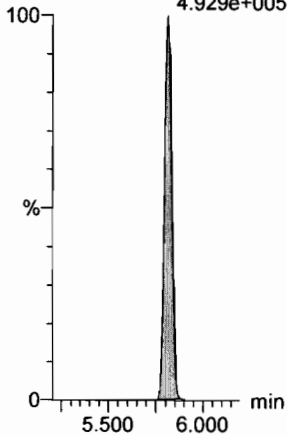


F54:MRM of 4 channels,ES-
612.9 > 318.8
5.932e+005



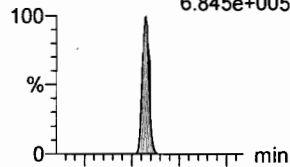
13C2-PFDoA

F55:MRM of 2 channels,ES-
615.0 > 569.7
4.929e+005

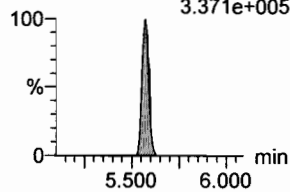


PFDS

F53:MRM of 2 channels,ES-
598.8 > 80
6.845e+005

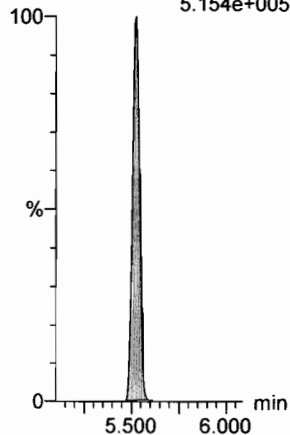


F53:MRM of 2 channels,ES-
598.8 > 98.7
3.371e+005



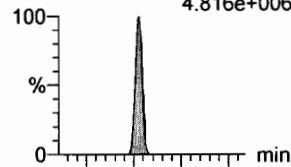
13C2-PFUdA

F47:MRM of 1 channel,ES-
565 > 519.8
5.154e+005

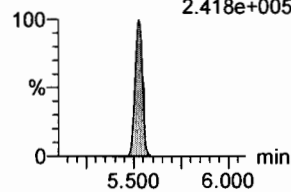


PFUdA

F46:MRM of 2 channels,ES-
563.0 > 518.9
4.816e+006

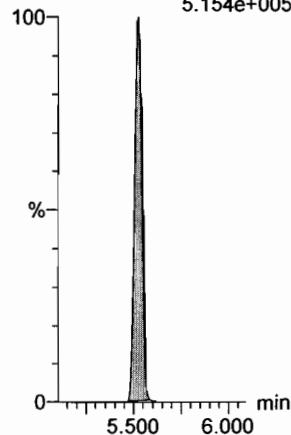


F46:MRM of 2 channels,ES-
563.0 > 269
2.418e+005



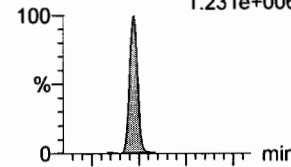
13C2-PFUdA

F47:MRM of 1 channel,ES-
565 > 519.8
5.154e+005

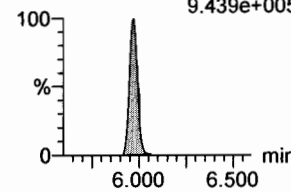


N-MeFOSA

F36:MRM of 2 channels,ES-
512.1 > 168.9
1.231e+006

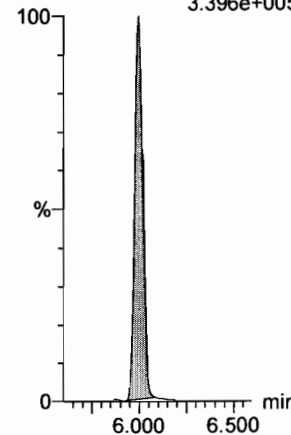


F36:MRM of 2 channels,ES-
512.1 > 219
9.439e+005



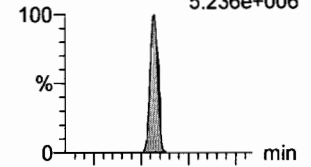
d3-N-MeFOSA

F39:MRM of 1 channel,ES-
515.2 > 168.9
3.396e+005

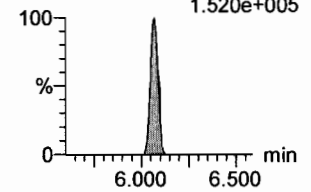


PFTrDA

F60:MRM of 2 channels,ES-
662.9 > 618.9
5.236e+006

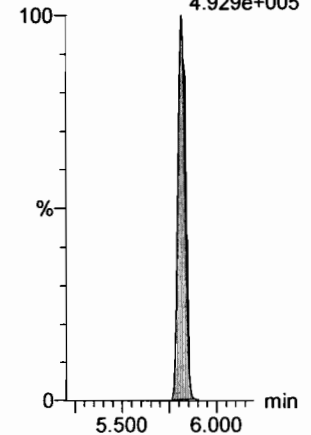


F60:MRM of 2 channels,ES-
662.9 > 319
1.520e+005



13C2-PFDoA

F55:MRM of 2 channels,ES-
615.0 > 569.7
4.929e+005



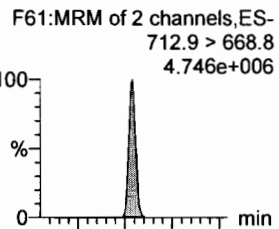
Dataset: F:\Projects\PFAS.PRO\Results\180525M1\180525M1-CRV_B.qld

Last Altered: Saturday, May 26, 2018 13:39:00 Pacific Daylight Time

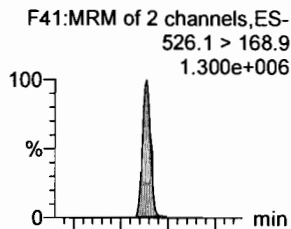
Printed: Saturday, May 26, 2018 13:41:27 Pacific Daylight Time

Name: 180525M1_9, Date: 25-May-2018, Time: 16:13:10, ID: ST180525M1-8 PFC CS5 18E2209, Description: PFC CS5 18E2209

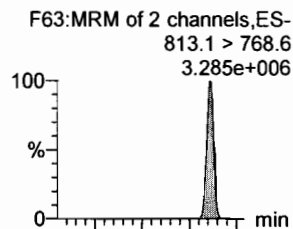
PFTeDA



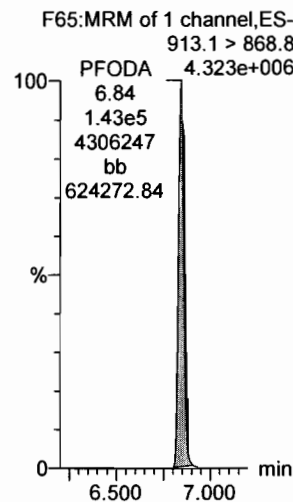
N-EtFOSA



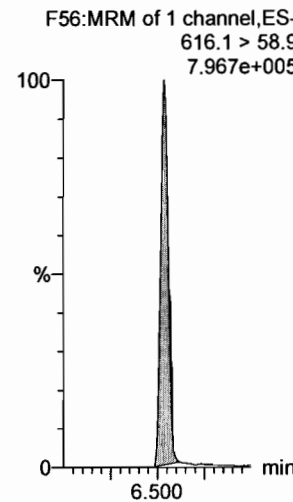
PFHxDA



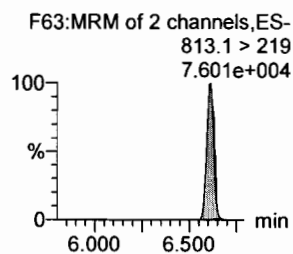
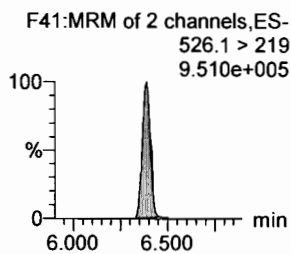
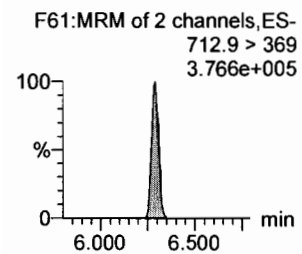
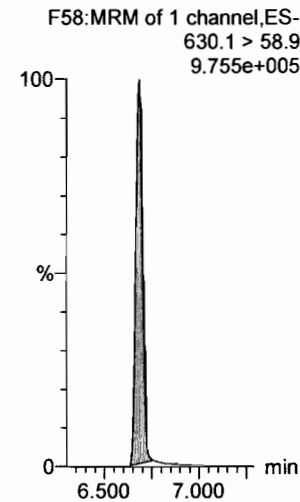
PFODA



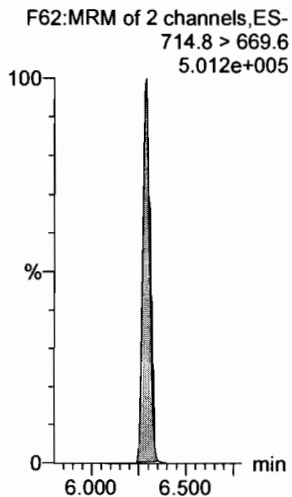
N-MeFOSE



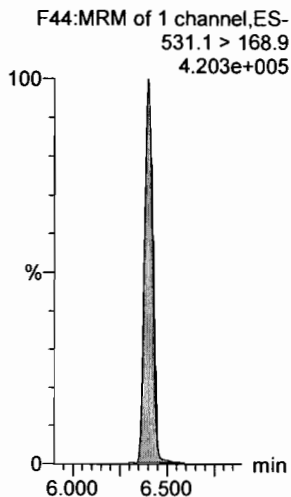
N-EtFOSE



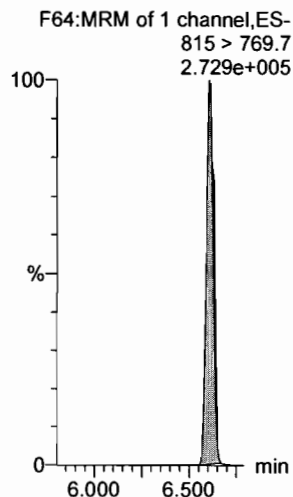
13C2-PFTeDA



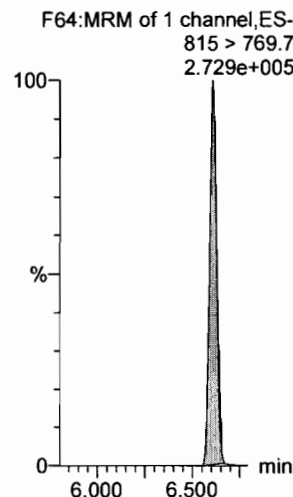
d5-N-ETFOSA



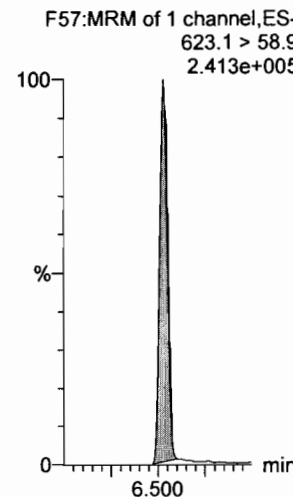
13C2-PFHxDA



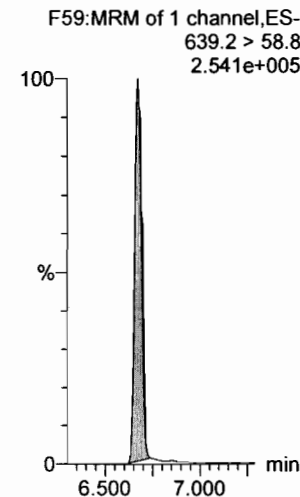
13C2-PFHxDA



d7-N-MeFOSE



d9-N-EtFOSE



Dataset: F:\Projects\PFAS.PRO\Results\180525M1\180525M1-CRV_B.qld

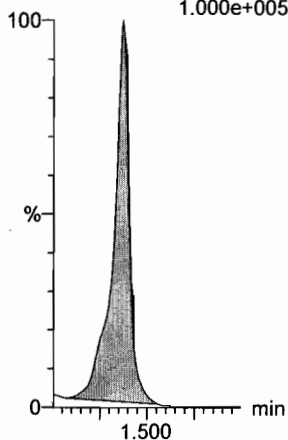
Last Altered: Saturday, May 26, 2018 13:39:00 Pacific Daylight Time

Printed: Saturday, May 26, 2018 13:41:27 Pacific Daylight Time

Name: 180525M1_9, Date: 25-May-2018, Time: 16:13:10, ID: ST180525M1-8 PFC CS5 18E2209, Description: PFC CS5 18E2209

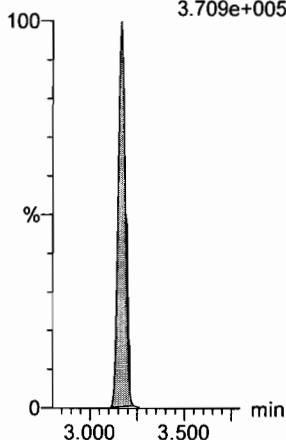
13C4-PFBA

F4:MRM of 1 channel,ES-
217. > 171.8
1.000e+005



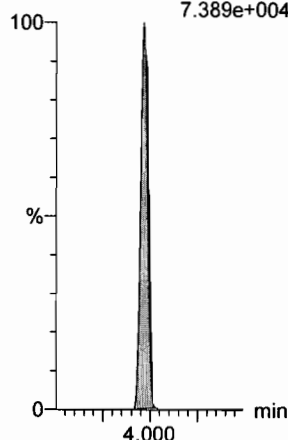
13C5-PFHxA

F11:MRM of 1 channel,ES-
318 > 272.9
3.709e+005



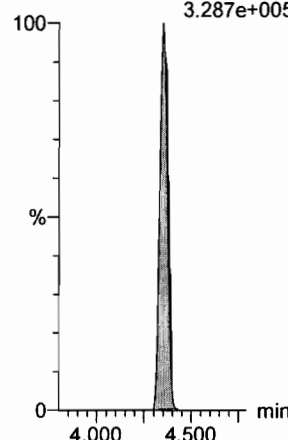
13C3-PFHxS

F19:MRM of 1 channel,ES-
401.9 > 79.9
7.389e+004



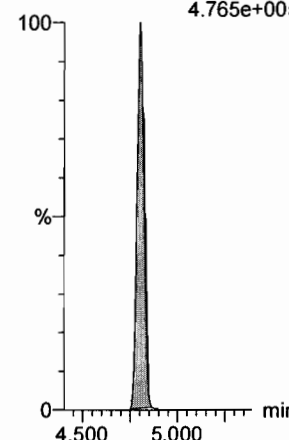
13C8-PFOA

F23:MRM of 1 channel,ES-
421.3 > 376
3.287e+005



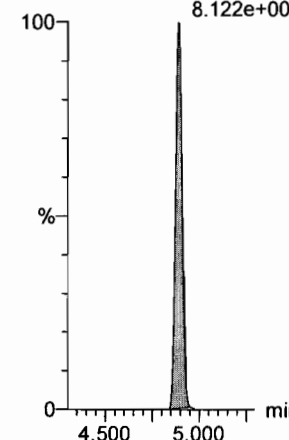
13C9-PFNA

F29:MRM of 1 channel,ES-
472.2 > 426.9
4.765e+005



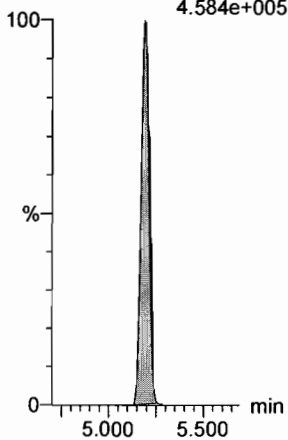
13C4-PFOS

F33:MRM of 1 channel,ES-
503 > 79.9
8.122e+004



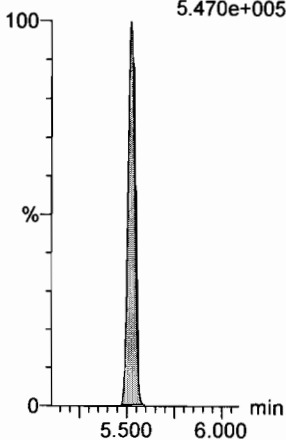
13C6-PFDA

F40:MRM of 1 channel,ES-
519.1 > 473.7
4.584e+005



13C7-PFUdA

F49:MRM of 1 channel,ES-
570.1 > 524.8
5.470e+005



Dataset: F:\Projects\PFAS.PRO\Results\180525M1\18025M1-CRV_B.qld

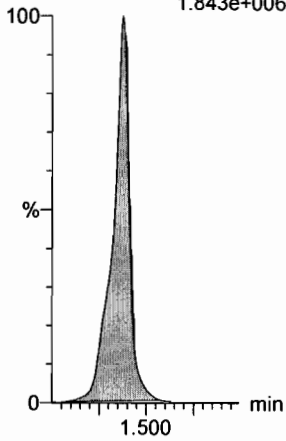
Last Altered: Saturday, May 26, 2018 13:39:00 Pacific Daylight Time

Printed: Saturday, May 26, 2018 13:41:27 Pacific Daylight Time

Name: 180525M1_10, Date: 25-May-2018, Time: 16:24:34, ID: ST180525M1-9 PFC CS6 18E2210, Description: PFC CS6 18E2210

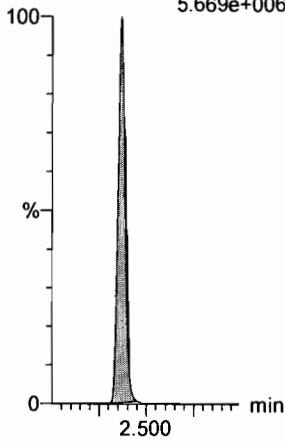
PFBA

F2:MRM of 1 channel,ES-
213.0 > 168.8
1.843e+006



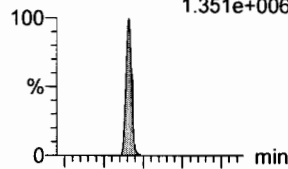
PFPeA

F5:MRM of 1 channel,ES-
263.1 > 218.9
5.669e+006

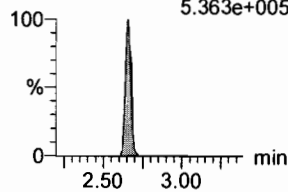


PFBS

F7:MRM of 2 channels,ES-
299.0 > 79.7
1.351e+006

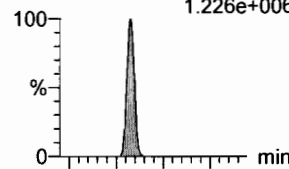


F7:MRM of 2 channels,ES-
299.0 > 99.0
5.363e+005

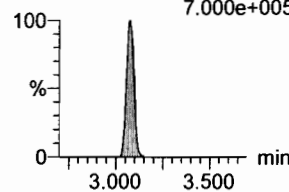


4:2 FTS

F12:MRM of 2 channels,ES-
327.2 > 307.2
1.226e+006

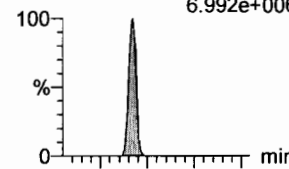


F12:MRM of 2 channels,ES-
327.2 > 81.1
7.000e+005

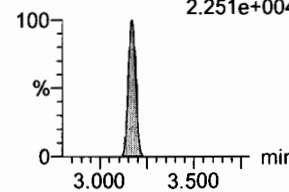


PFHxA

F9:MRM of 2 channels,ES-
313.2 > 268.9
6.992e+006




F9:MRM of 2 channels,ES-
313.2 > 119
2.251e+004

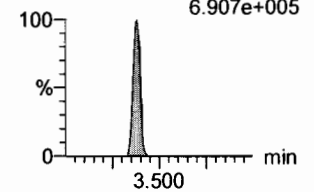


PFPeS

F15:MRM of 2 channels,ES-
349.1 > 80.1
1.224e+006

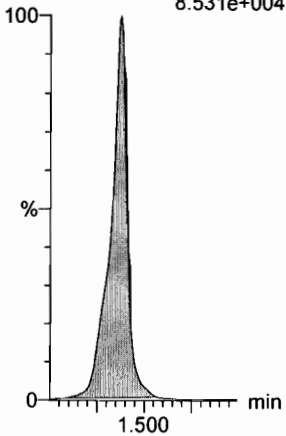


F15:MRM of 2 channels,ES-
349.1 > 99
6.907e+005



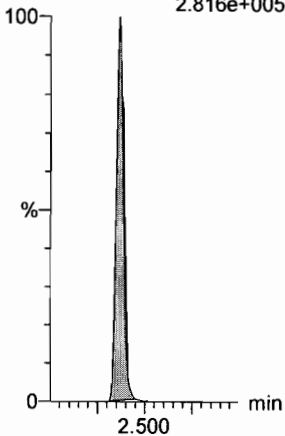
13C3-PFBA

F3:MRM of 1 channel,ES-
216.1 > 171.8
8.531e+004



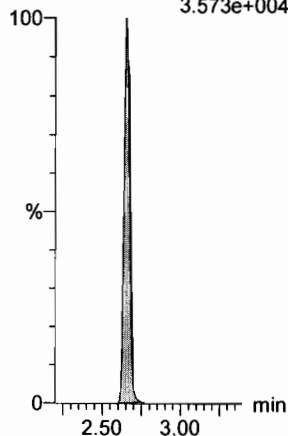
13C3-PFPeA

F6:MRM of 1 channel,ES-
266. > 221.8
2.816e+005



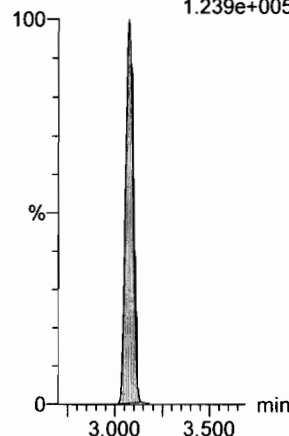
13C3-PFBS

F8:MRM of 1 channel,ES-
302. > 98.8
3.573e+004



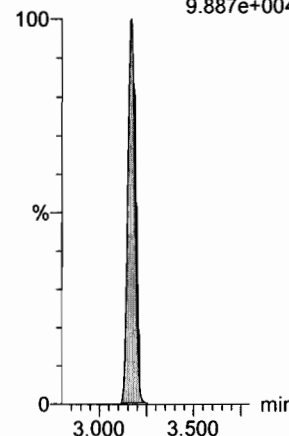
13C2-4:2 FTS

F13:MRM of 1 channel,ES-
329.2 > 308.9
1.239e+005



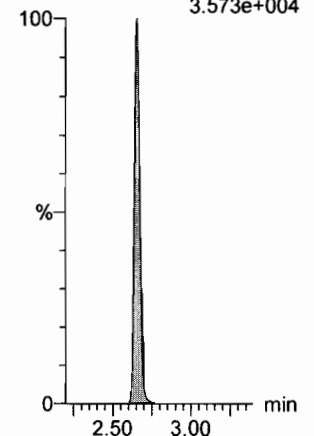
13C2-PFHxA

F10:MRM of 1 channel,ES-
315 > 269.8
9.887e+004



13C3-PFBS

F8:MRM of 1 channel,ES-
302. > 98.8
3.573e+004



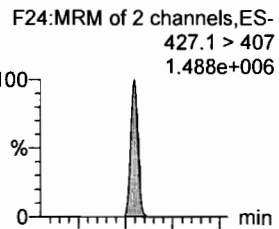
Dataset: F:\Projects\PFAS.PRO\Results\180525M1\18025M1-CRV_B.qld

Last Altered: Saturday, May 26, 2018 13:39:00 Pacific Daylight Time

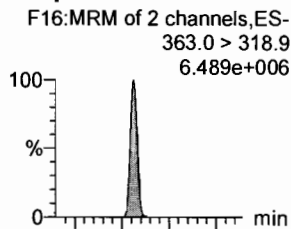
Printed: Saturday, May 26, 2018 13:41:27 Pacific Daylight Time

Name: 180525M1_10, Date: 25-May-2018, Time: 16:24:34, ID: ST180525M1-9 PFC CS6 18E2210, Description: PFC CS6 18E2210

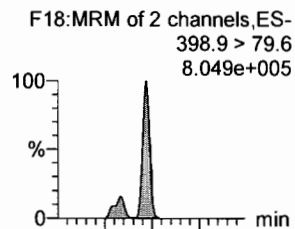
6:2 FTS



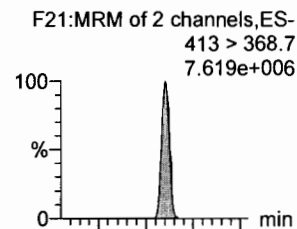
PFHpA



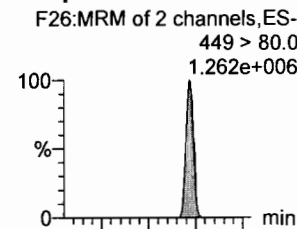
L-PFHxS



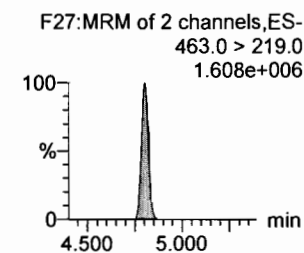
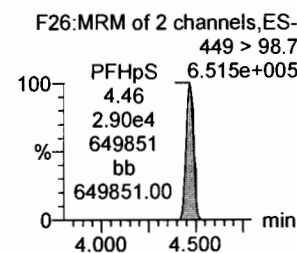
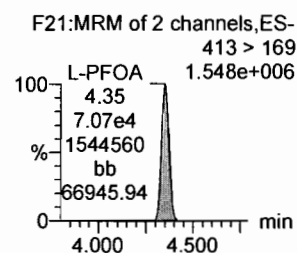
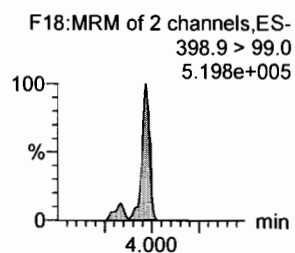
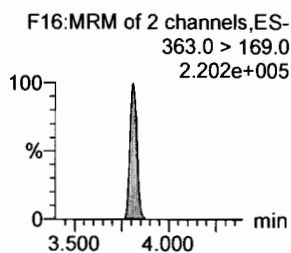
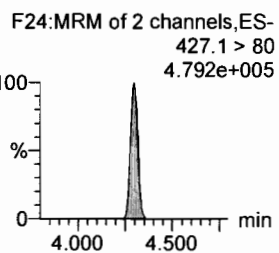
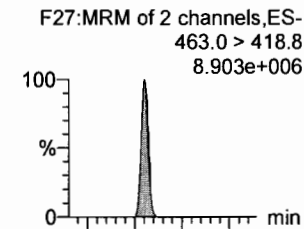
L-PFOA



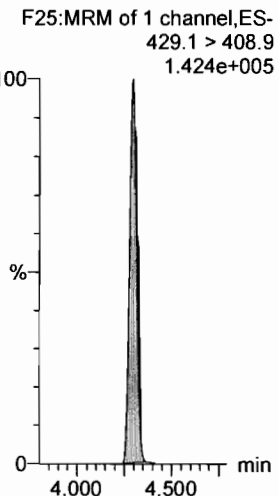
PFHpS



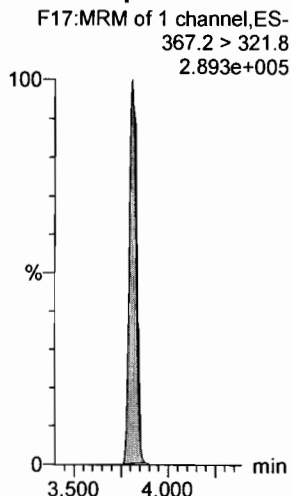
PFNA



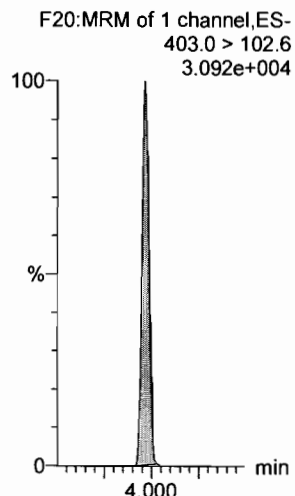
13C2-6:2 FTS



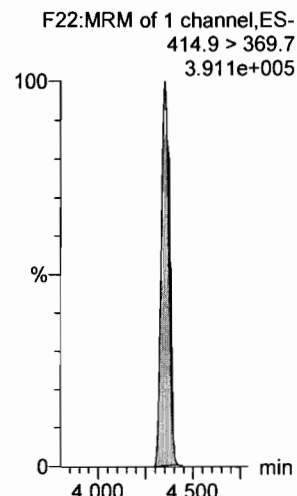
13C4-PFHpA



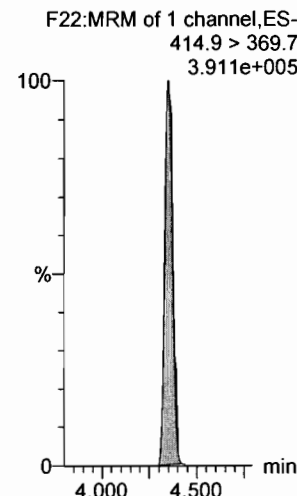
18O2-PFHxS



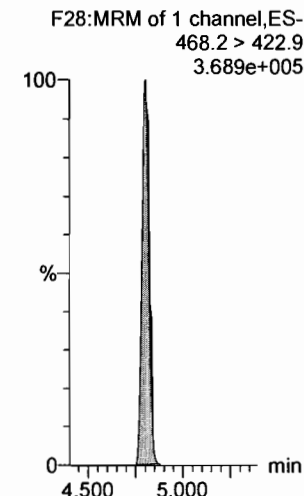
13C2-PFOA



13C2-PFOA



13C5-PFNA



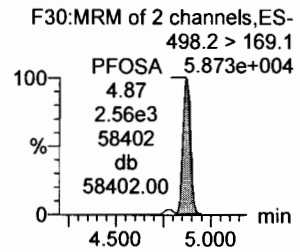
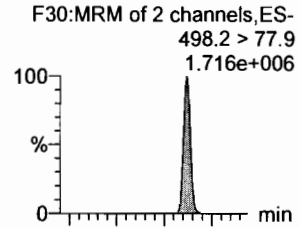
Dataset: F:\Projects\PFAS.PRO\Results\180525M1\18025M1-CRV_B.qld

Last Altered: Saturday, May 26, 2018 13:39:00 Pacific Daylight Time

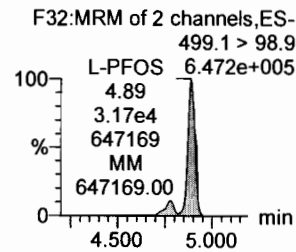
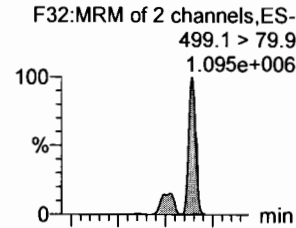
Printed: Saturday, May 26, 2018 13:41:27 Pacific Daylight Time

Name: 180525M1_10, Date: 25-May-2018, Time: 16:24:34, ID: ST180525M1-9 PFC CS6 18E2210, Description: PFC CS6 18E2210

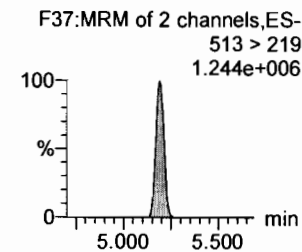
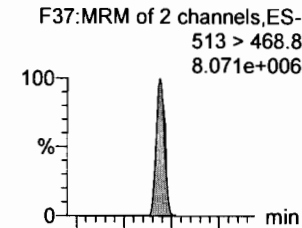
PFOSA



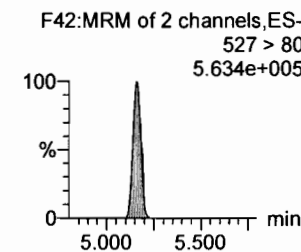
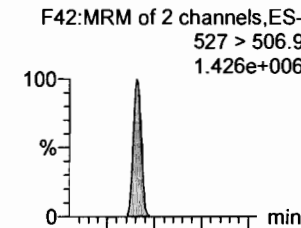
L-PFOS



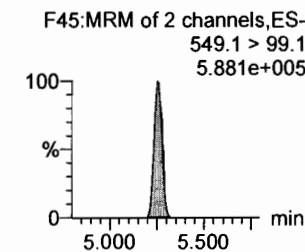
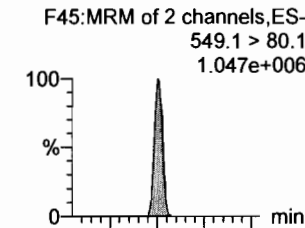
PFDA



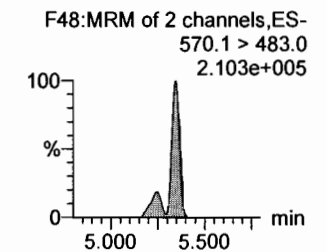
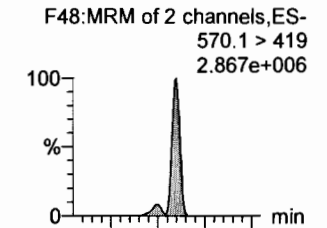
8:2 FTS



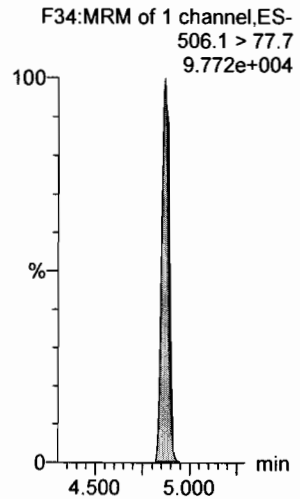
PFNS



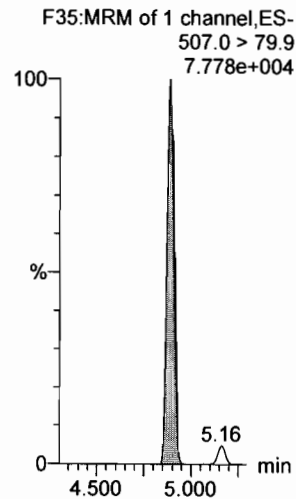
L-N-MeFOSAA



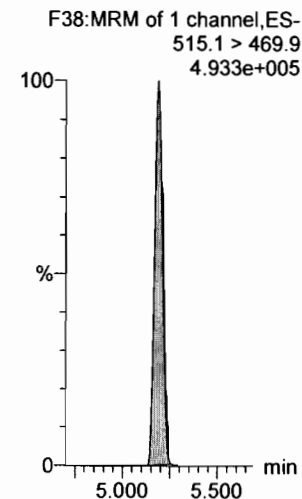
13C8-PFOSA



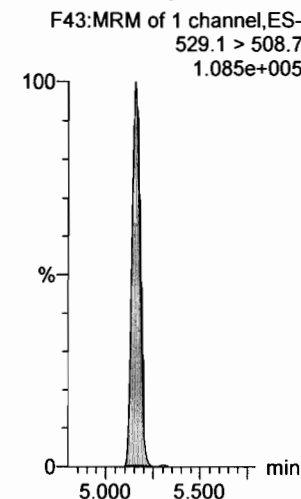
13C8-PFOS



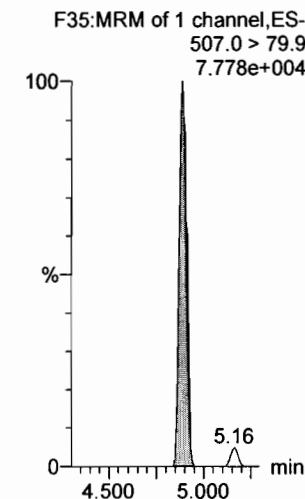
13C2-PFDA



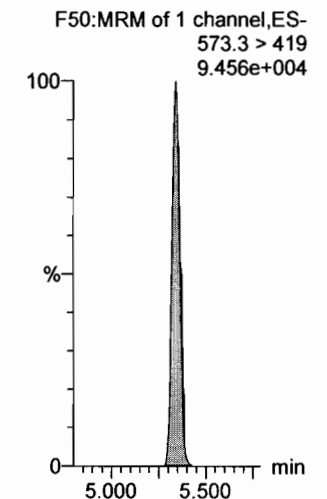
13C2-8:2 FTS



13C8-PFOS



d3-N-MeFOSAA



Dataset: F:\Projects\PFAS.PRO\Results\180525M1\18025M1-CRV_B.qld

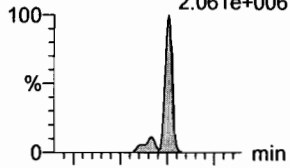
Last Altered: Saturday, May 26, 2018 13:39:00 Pacific Daylight Time

Printed: Saturday, May 26, 2018 13:41:27 Pacific Daylight Time

Name: 180525M1_10, Date: 25-May-2018, Time: 16:24:34, ID: ST180525M1-9 PFC CS6 18E2210, Description: PFC CS6 18E2210

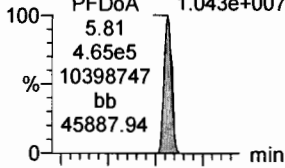
L-N-EtFOSAA

F51:MRM of 2 channels,ES-
584.2 > 419
2.061e+006




PFDaA

F54:MRM of 4 channels,ES-
612.9 > 569.0
1.043e+007



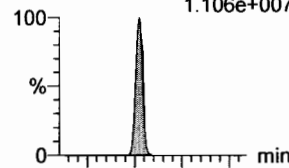
PFDS

F53:MRM of 2 channels,ES-
598.8 > 80
1.574e+006



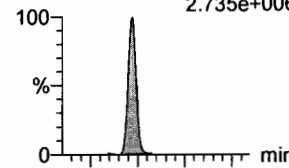
PFUdA

F46:MRM of 2 channels,ES-
563.0 > 518.9
1.106e+007



N-MeFOSA

F36:MRM of 2 channels,ES-
512.1 > 168.9
2.735e+006

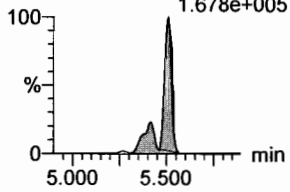


PFTrDA

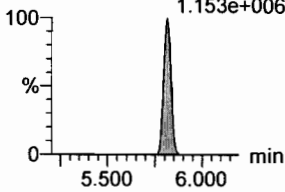
F60:MRM of 2 channels,ES-
662.9 > 618.9
1.120e+007



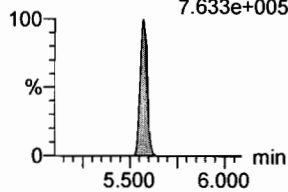
F51:MRM of 2 channels,ES-
584.2 > 483.0
1.678e+005



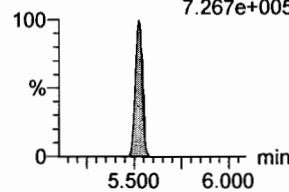
F54:MRM of 4 channels,ES-
612.9 > 318.8
1.153e+006



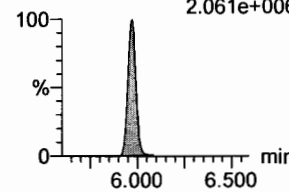
F53:MRM of 2 channels,ES-
598.8 > 98.7
7.633e+005



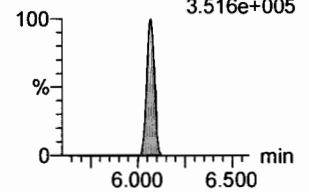
F46:MRM of 2 channels,ES-
563.0 > 269
7.267e+005



F36:MRM of 2 channels,ES-
512.1 > 219
2.061e+006

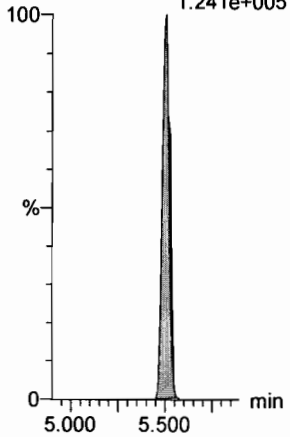


F60:MRM of 2 channels,ES-
662.9 > 319
3.516e+005



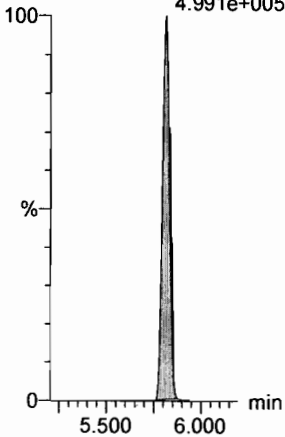
d5-N-EtFOSAA

F52:MRM of 1 channel,ES-
589.3 > 419
1.241e+005



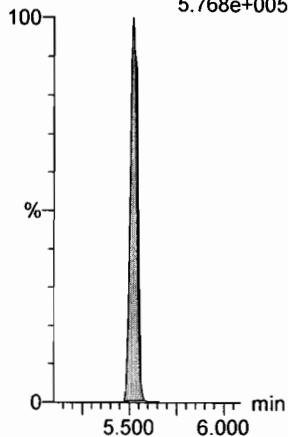
13C2-PFDaA

F55:MRM of 2 channels,ES-
615.0 > 569.7
4.991e+005



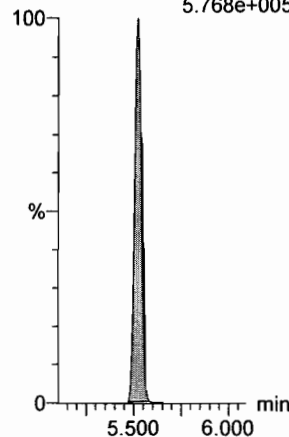
13C2-PFUdA

F47:MRM of 1 channel,ES-
565 > 519.8
5.768e+005



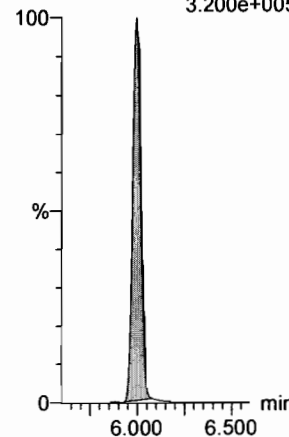
13C2-PFUdA

F47:MRM of 1 channel,ES-
565 > 519.8
5.768e+005



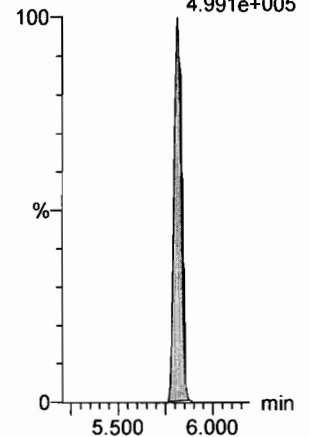
d3-N-MeFOSA

F39:MRM of 1 channel,ES-
515.2 > 168.9
3.200e+005



13C2-PFDaA

F55:MRM of 2 channels,ES-
615.0 > 569.7
4.991e+005



Dataset: F:\Projects\PFAS.PRO\Results\180525M1\18025M1-CRV_B.qld

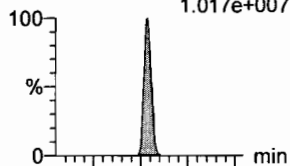
Last Altered: Saturday, May 26, 2018 13:39:00 Pacific Daylight Time

Printed: Saturday, May 26, 2018 13:41:27 Pacific Daylight Time

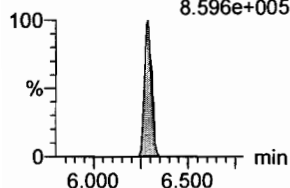
Name: 180525M1_10, Date: 25-May-2018, Time: 16:24:34, ID: ST180525M1-9 PFC CS6 18E2210, Description: PFC CS6 18E2210

PFTeDA

F61:MRM of 2 channels,ES-
712.9 > 668.8
1.017e+007




F61:MRM of 2 channels,ES-
712.9 > 369
8.596e+005

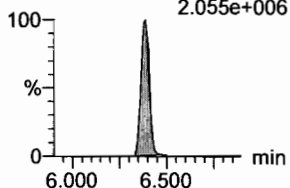


N-EtFOSA

F41:MRM of 2 channels,ES-
526.1 > 168.9
2.814e+006

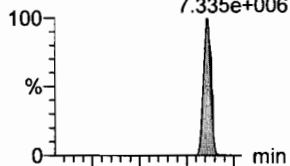


F41:MRM of 2 channels,ES-
526.1 > 219
2.055e+006

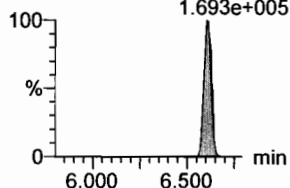


PFHxDA

F63:MRM of 2 channels,ES-
813.1 > 768.6
7.335e+006

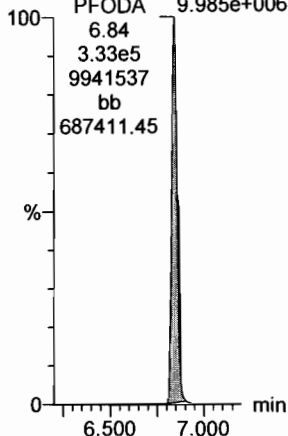


F63:MRM of 2 channels,ES-
813.1 > 219
1.693e+005



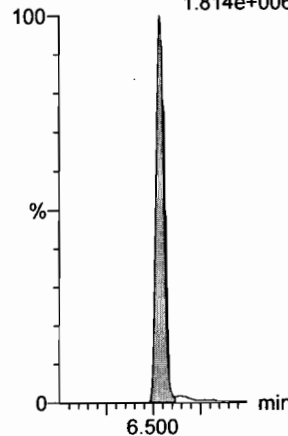
PFODA

F65:MRM of 1 channel,ES-
913.1 > 868.8
9.985e+006



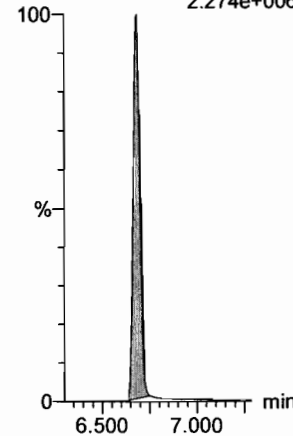
N-MeFOSE

F56:MRM of 1 channel,ES-
616.1 > 58.9
1.814e+006




N-EtFOSE

F58:MRM of 1 channel,ES-
630.1 > 58.9
2.274e+006



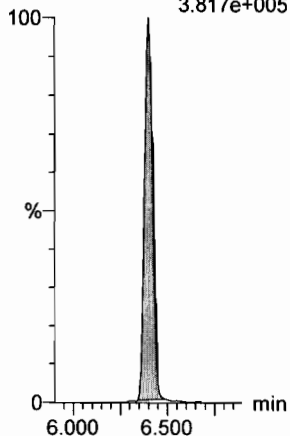
13C2-PFTeDA

F62:MRM of 2 channels,ES-
714.8 > 669.6
3.967e+005



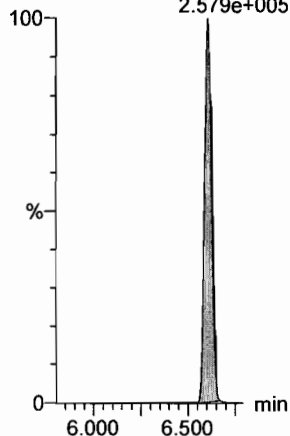
d5-N-ETFOSA

F44:MRM of 1 channel,ES-
531.1 > 168.9
3.817e+005



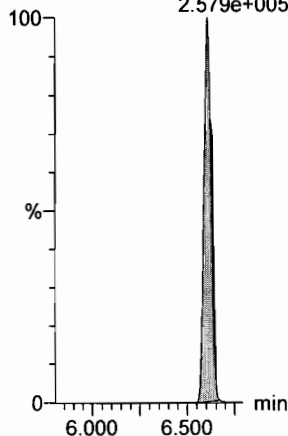
13C2-PFHxDA

F64:MRM of 1 channel,ES-
815 > 769.7
2.579e+005



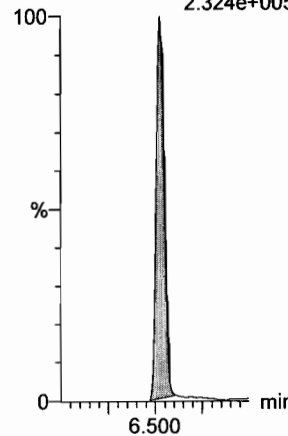
13C2-PFHxDA

F64:MRM of 1 channel,ES-
815 > 769.7
2.579e+005



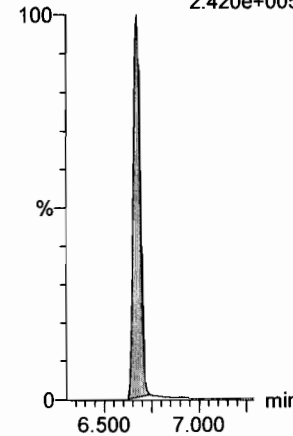
d7-N-MeFOSE

F57:MRM of 1 channel,ES-
623.1 > 58.9
2.324e+005



d9-N-EtFOSE

F59:MRM of 1 channel,ES-
639.2 > 58.8
2.420e+005



Dataset: F:\Projects\PFAS.PRO\Results\180525M1\180525M1-CRV_B.qld

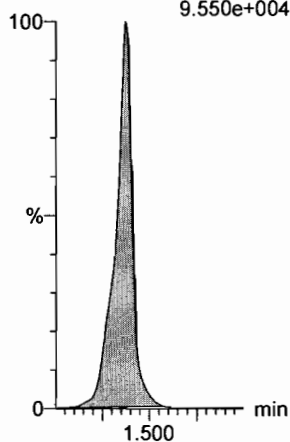
Last Altered: Saturday, May 26, 2018 13:39:00 Pacific Daylight Time

Printed: Saturday, May 26, 2018 13:41:27 Pacific Daylight Time

Name: 180525M1_10, Date: 25-May-2018, Time: 16:24:34, ID: ST180525M1-9 PFC CS6 18E2210, Description: PFC CS6 18E2210

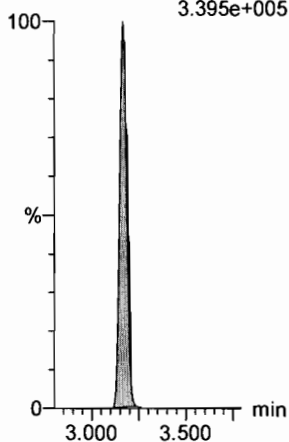
13C4-PFBA

F4:MRM of 1 channel,ES-
217. > 171.8
9.550e+004



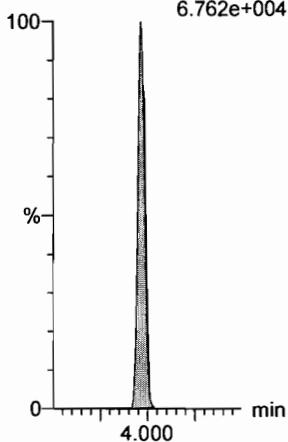
13C5-PFHxA

F11:MRM of 1 channel,ES-
318 > 272.9
3.395e+005



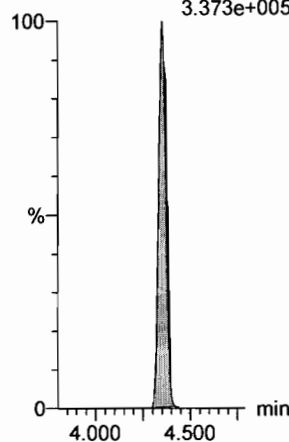
13C3-PFHxS

F19:MRM of 1 channel,ES-
401.9 > 79.9
6.762e+004



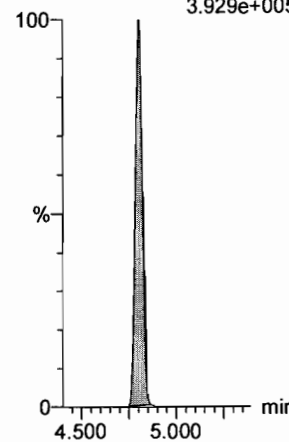
13C8-PFOA

F23:MRM of 1 channel,ES-
421.3 > 376
3.373e+005



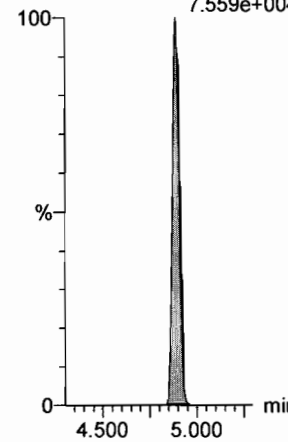
13C9-PFNA

F29:MRM of 1 channel,ES-
472.2 > 426.9
3.929e+005




13C4-PFOS

F33:MRM of 1 channel,ES-
503 > 79.9
7.559e+004



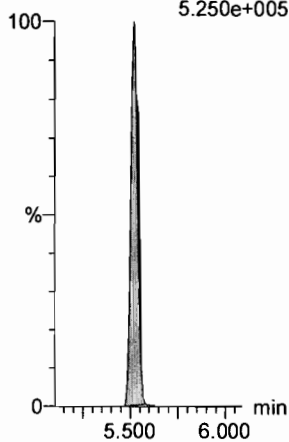
13C6-PFDA

F40:MRM of 1 channel,ES-
519.1 > 473.7
4.028e+005



13C7-PFUDa

F49:MRM of 1 channel,ES-
570.1 > 524.8
5.250e+005



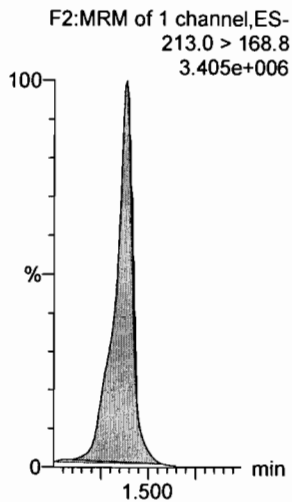
Dataset: F:\Projects\PFAS.PRO\Results\180525M1\18025M1-CRV_B.qld

Last Altered: Saturday, May 26, 2018 13:39:00 Pacific Daylight Time

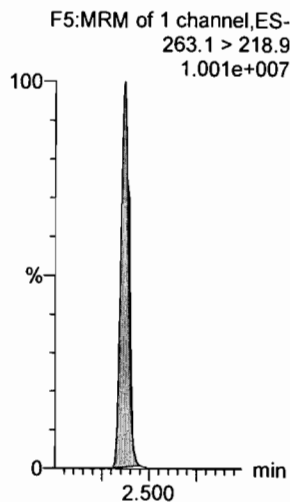
Printed: Saturday, May 26, 2018 13:41:27 Pacific Daylight Time

Name: 180525M1_11, Date: 25-May-2018, Time: 16:35:58, ID: ST180525M1-10 PFC CS7 18E2211, Description: PFC CS7 18E2211

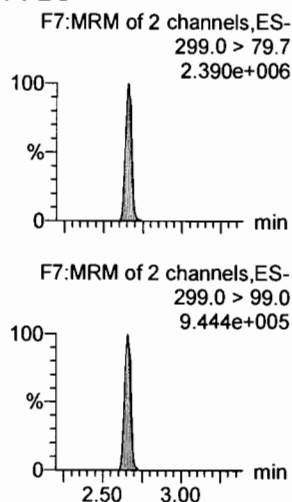
PFBA



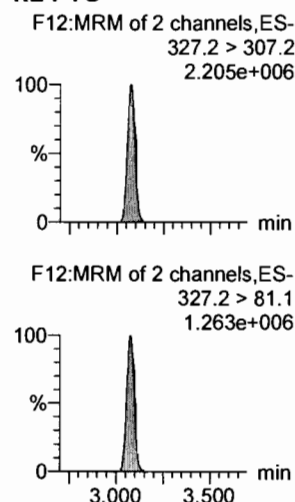
PFPeA



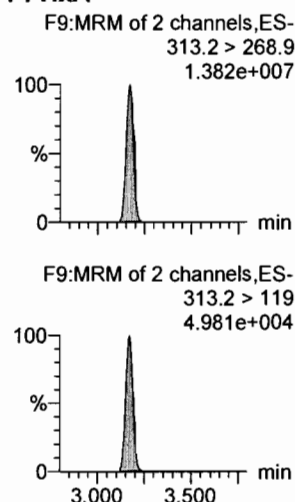
PFBS



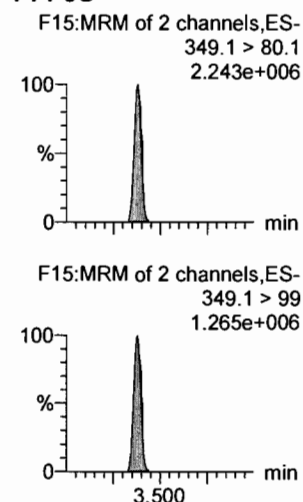
4:2 FTS



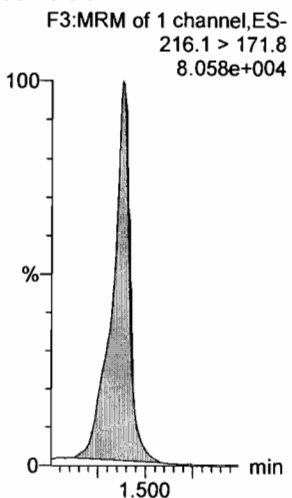
PFHxA



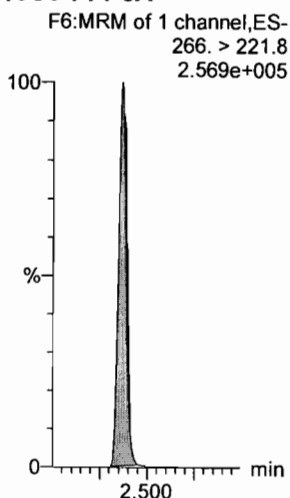
PFPeS



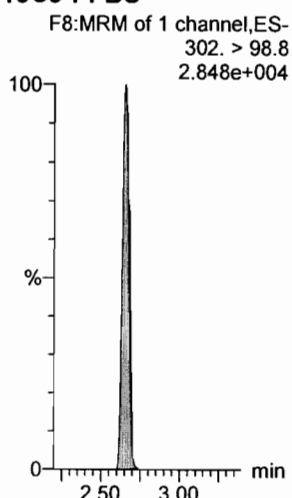
13C3-PFBA



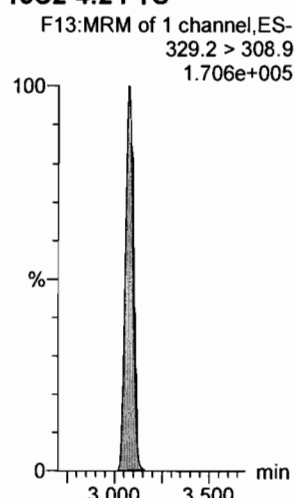
13C3-PFPeA



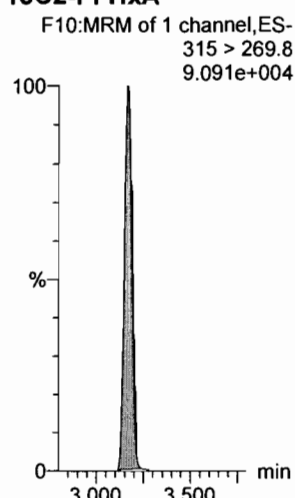
13C3-PFBS



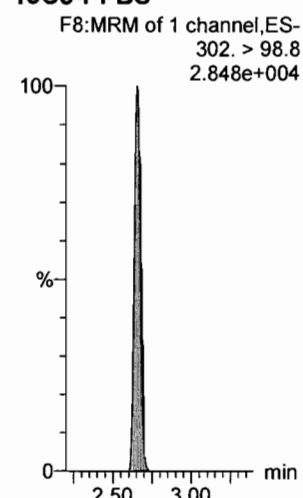
13C2-4:2 FTS



13C2-PFHxA



13C3-PFBS



Dataset: F:\Projects\PFAS.PRO\Results\180525M1\18025M1-CRV_B.qld

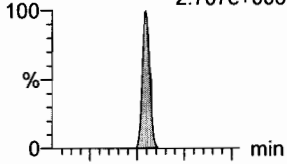
Last Altered: Saturday, May 26, 2018 13:39:00 Pacific Daylight Time

Printed: Saturday, May 26, 2018 13:41:27 Pacific Daylight Time

Name: 180525M1_11, Date: 25-May-2018, Time: 16:35:58, ID: ST180525M1-10 PFC CS7 18E2211, Description: PFC CS7 18E2211

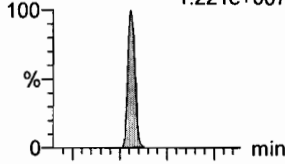
6:2 FTS

F24:MRM of 2 channels,ES-
427.1 > 407
2.707e+006



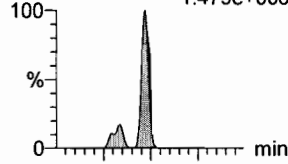
PFHpA

F16:MRM of 2 channels,ES-
363.0 > 318.9
1.221e+007



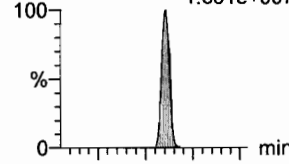
L-PFHxS

F18:MRM of 2 channels,ES-
398.9 > 79.6
1.479e+006



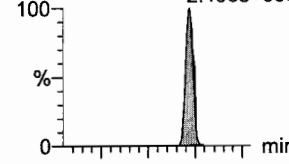
L-PFOA

F21:MRM of 2 channels,ES-
413 > 368.7
1.361e+007



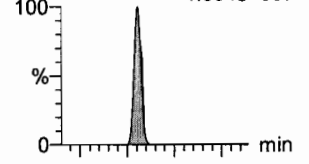
PFHpS

F26:MRM of 2 channels,ES-
449 > 80.0
2.463e+006

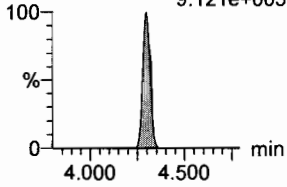


PFNA

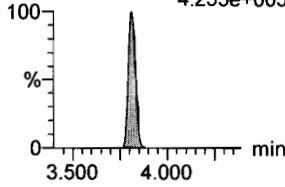
F27:MRM of 2 channels,ES-
463.0 > 418.8
1.834e+007



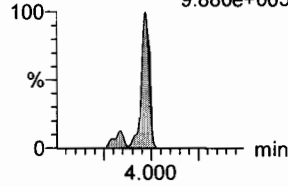
F24:MRM of 2 channels,ES-
427.1 > 80
9.121e+005



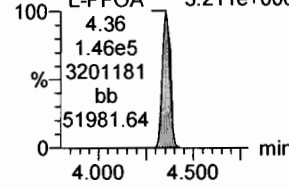
F16:MRM of 2 channels,ES-
363.0 > 169.0
4.255e+005



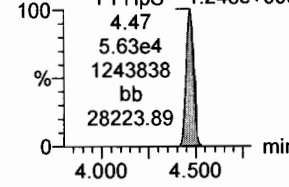
F18:MRM of 2 channels,ES-
398.9 > 99.0
9.880e+005



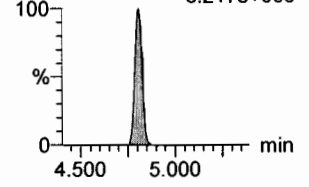
F21:MRM of 2 channels,ES-
413 > 169
3.211e+006



F26:MRM of 2 channels,ES-
449 > 98.7
1.248e+006

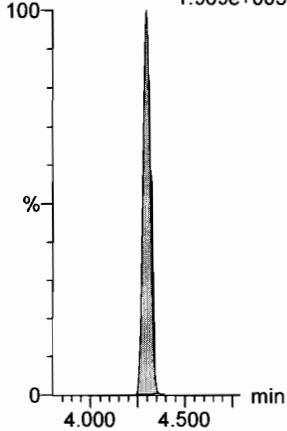


F27:MRM of 2 channels,ES-
463.0 > 219.0
3.217e+006



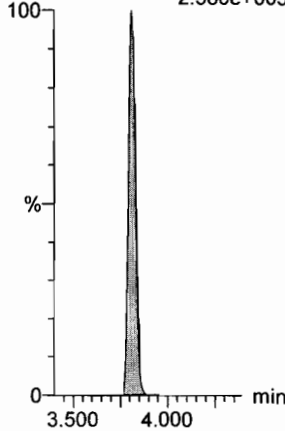
13C2-6:2 FTS

F25:MRM of 1 channel,ES-
429.1 > 408.9
1.969e+005



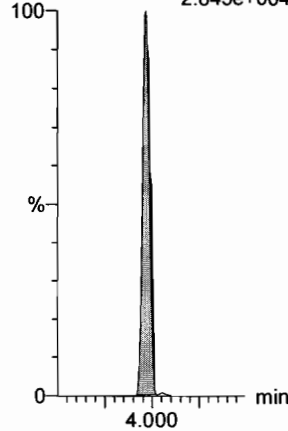
13C4-PFHpA

F17:MRM of 1 channel,ES-
367.2 > 321.8
2.580e+005



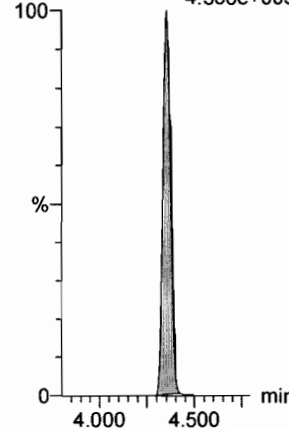
18O2-PFHxS

F20:MRM of 1 channel,ES-
403.0 > 102.6
2.845e+004



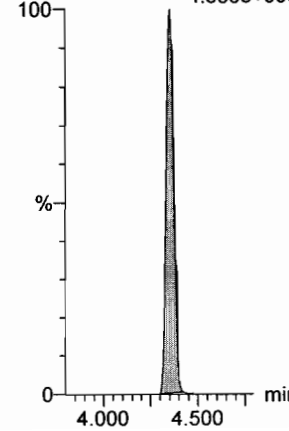
13C2-PFOA

F22:MRM of 1 channel,ES-
414.9 > 369.7
4.356e+005



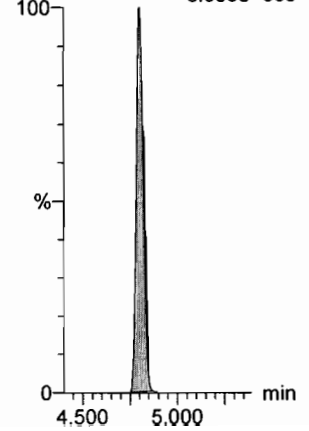
13C2-PFOA

F22:MRM of 1 channel,ES-
414.9 > 369.7
4.356e+005



13C5-PFNA

F28:MRM of 1 channel,ES-
468.2 > 422.9
3.953e+005



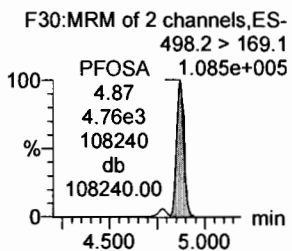
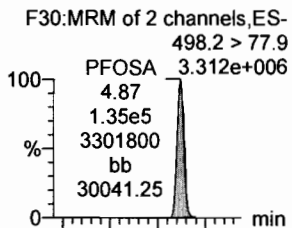
Dataset: F:\Projects\PFAS.PRO\Results\180525M1\18025M1-CRV_B.qld

Last Altered: Saturday, May 26, 2018 13:39:00 Pacific Daylight Time

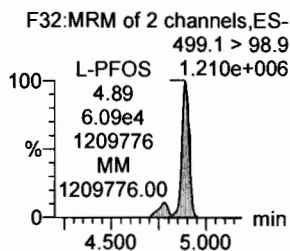
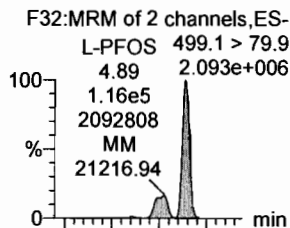
Printed: Saturday, May 26, 2018 13:41:27 Pacific Daylight Time

Name: 180525M1_11, Date: 25-May-2018, Time: 16:35:58, ID: ST180525M1-10 PFC CS7 18E2211, Description: PFC CS7 18E2211

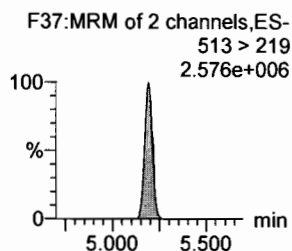
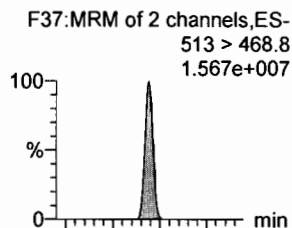
PFOSA



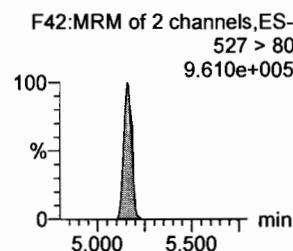
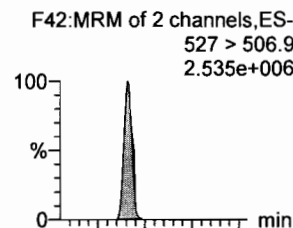
L-PFOS



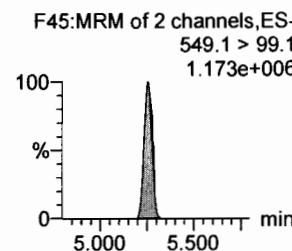
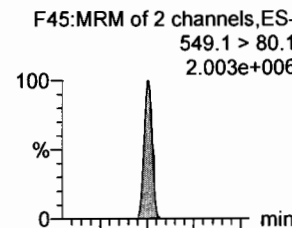
PFDA



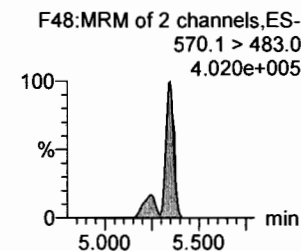
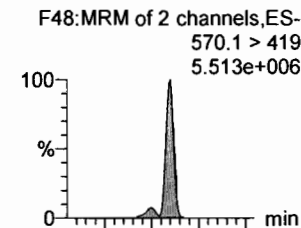
8:2 FTS



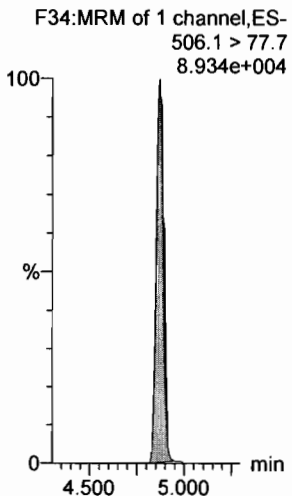
PFNS



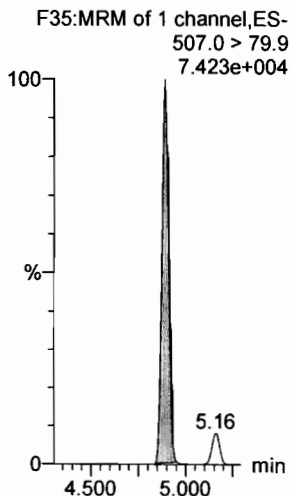
L-N-MeFOSAA



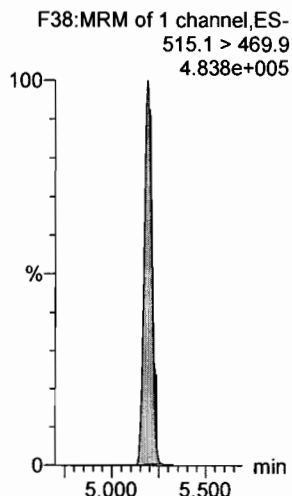
13C8-PFOSA



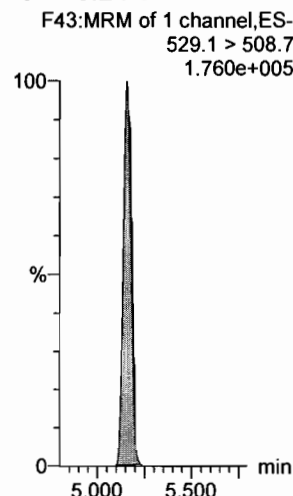
13C8-PFOS



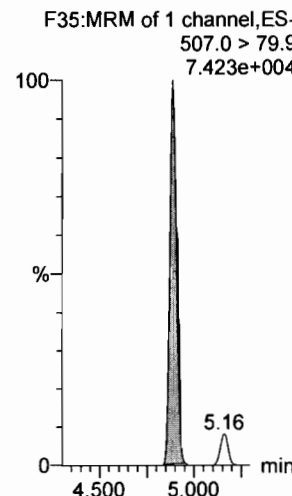
13C2-PFDA



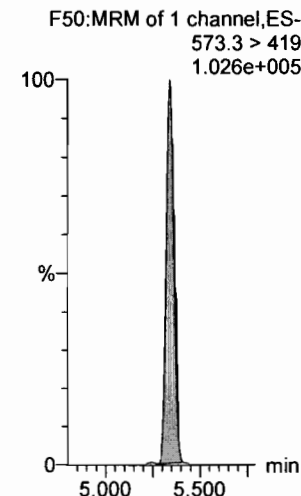
13C2-8:2 FTS



13C8-PFOS



d3-N-MeFOSAA



Dataset: F:\Projects\PFAS.PRO\Results\180525M1\18025M1-CRV_B.qld

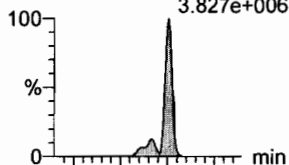
Last Altered: Saturday, May 26, 2018 13:39:00 Pacific Daylight Time

Printed: Saturday, May 26, 2018 13:41:27 Pacific Daylight Time

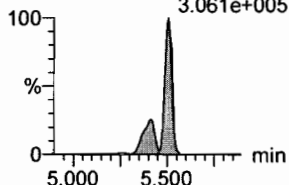
Name: 180525M1_11, Date: 25-May-2018, Time: 16:35:58, ID: ST180525M1-10 PFC CS7 18E2211, Description: PFC CS7 18E2211

L-N-EtFOSAA

F51:MRM of 2 channels,ES-
584.2 > 419
3.827e+006

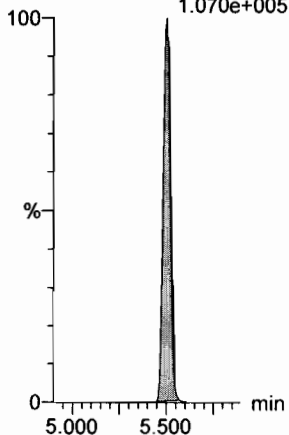


F51:MRM of 2 channels,ES-
584.2 > 483.0
3.061e+005



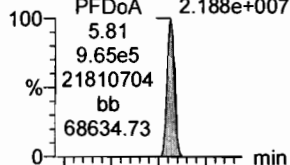
d5-N-EtFOSAA

F52:MRM of 1 channel,ES-
589.3 > 419
1.070e+005

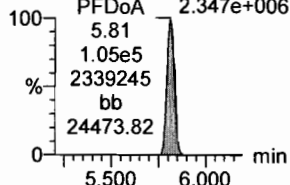


PFDoA

F54:MRM of 4 channels,ES-
612.9 > 569.0
2.188e+007

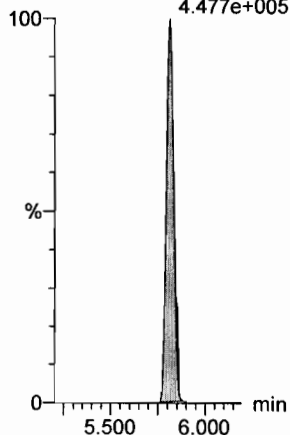


F54:MRM of 4 channels,ES-
612.9 > 318.8
2.347e+006




13C2-PFDoA

F55:MRM of 2 channels,ES-
615.0 > 569.7
4.477e+005

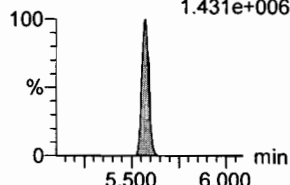


PFDS

F53:MRM of 2 channels,ES-
598.8 > 80
2.965e+006

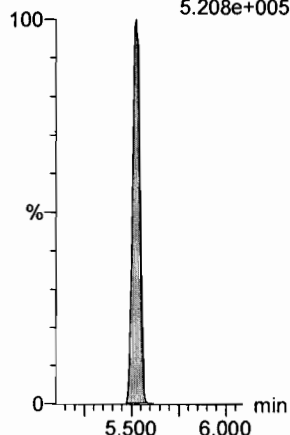


F53:MRM of 2 channels,ES-
598.8 > 98.7
1.431e+006




13C2-PFUdA

F47:MRM of 1 channel,ES-
565 > 519.8
5.208e+005

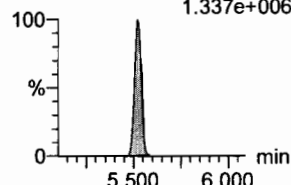


PFUdA

F46:MRM of 2 channels,ES-
563.0 > 518.9
1.887e+007

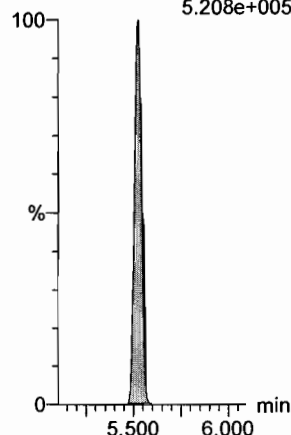


F46:MRM of 2 channels,ES-
563.0 > 269
1.337e+006



13C2-PFUdA

F47:MRM of 1 channel,ES-
565 > 519.8
5.208e+005

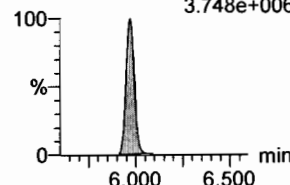


N-MeFOSA

F36:MRM of 2 channels,ES-
512.1 > 168.9
4.951e+006

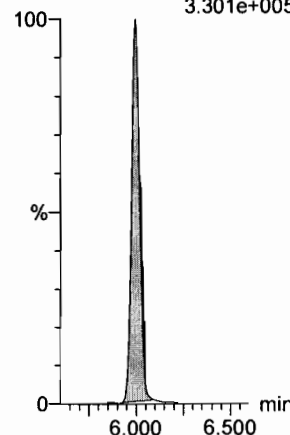


F36:MRM of 2 channels,ES-
512.1 > 219
3.748e+006



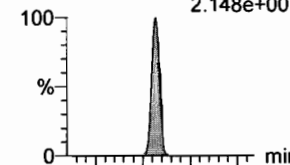
d3-N-MeFOSA

F39:MRM of 1 channel,ES-
515.2 > 168.9
3.301e+005

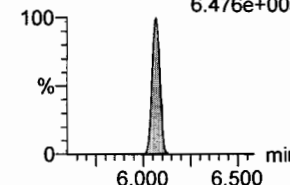


PFTrDA

F60:MRM of 2 channels,ES-
662.9 > 618.9
2.148e+007

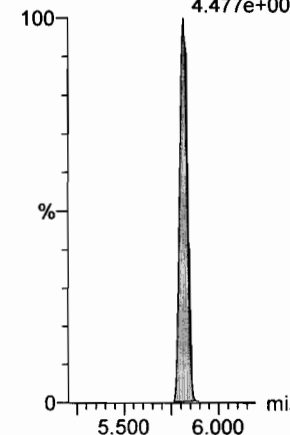


F60:MRM of 2 channels,ES-
662.9 > 319
6.476e+005



13C2-PFDoA

F55:MRM of 2 channels,ES-
615.0 > 569.7
4.477e+005



Dataset: F:\Projects\PFAS.PRO\Results\180525M1\18025M1-CRV_B.qld


Last Altered: Saturday, May 26, 2018 13:39:00 Pacific Daylight Time

Printed: Saturday, May 26, 2018 13:41:27 Pacific Daylight Time

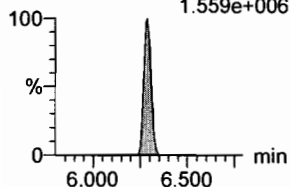
Name: 180525M1_11, Date: 25-May-2018, Time: 16:35:58, ID: ST180525M1-10 PFC CS7 18E2211, Description: PFC CS7 18E2211

PFTeDA

F61:MRM of 2 channels,ES-
712.9 > 668.8
2.038e+007

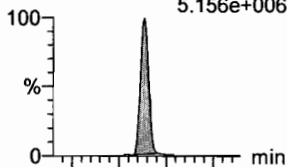


F61:MRM of 2 channels,ES-
712.9 > 369
1.559e+006

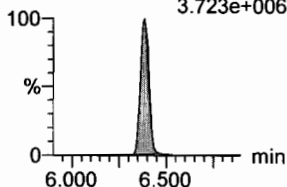


N-EtFOSA

F41:MRM of 2 channels,ES-
526.1 > 168.9
5.156e+006

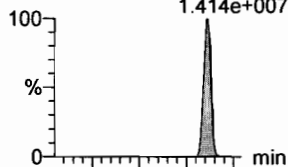


F41:MRM of 2 channels,ES-
526.1 > 219
3.723e+006

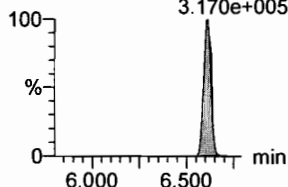


PFHxDA

F63:MRM of 2 channels,ES-
813.1 > 768.6
1.414e+007

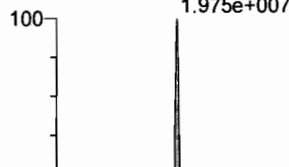


F63:MRM of 2 channels,ES-
813.1 > 219
3.170e+005



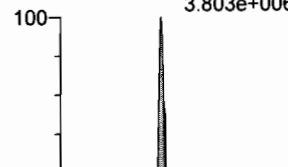
PFODA

F65:MRM of 1 channel,ES-
913.1 > 868.8
1.975e+007




N-MeFOSE

F56:MRM of 1 channel,ES-
616.1 > 58.9
3.803e+006



N-EtFOSE

F58:MRM of 1 channel,ES-
630.1 > 58.9
4.886e+006




13C2-PFTeDA

F62:MRM of 2 channels,ES-
714.8 > 669.6
4.293e+005




d5-N-ETFOSA

F44:MRM of 1 channel,ES-
531.1 > 168.9
3.671e+005




13C2-PFHxDA

F64:MRM of 1 channel,ES-
815 > 769.7
2.729e+005



13C2-PFHxDA

F64:MRM of 1 channel,ES-
815 > 769.7
2.729e+005




d7-N-MeFOSE

F57:MRM of 1 channel,ES-
623.1 > 58.9
2.469e+005



d9-N-EtFOSE

F59:MRM of 1 channel,ES-
639.2 > 58.8
2.514e+005



Dataset: F:\Projects\PFAS.PRO\Results\180525M1\18025M1-CRV_B.qld

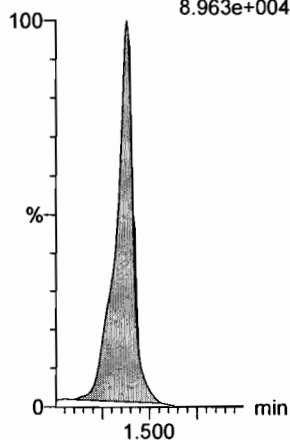
Last Altered: Saturday, May 26, 2018 13:39:00 Pacific Daylight Time

Printed: Saturday, May 26, 2018 13:41:27 Pacific Daylight Time

Name: 180525M1_11, Date: 25-May-2018, Time: 16:35:58, ID: ST180525M1-10 PFC CS7 18E2211, Description: PFC CS7 18E2211

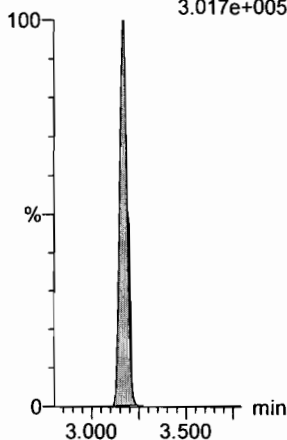
13C4-PFBA

F4:MRM of 1 channel,ES-
217. > 171.8
8.963e+004



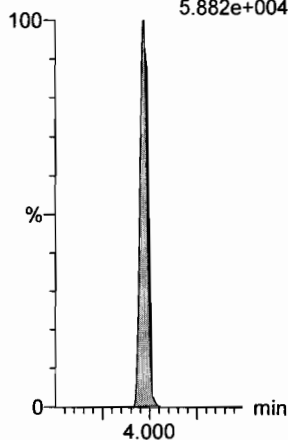
13C5-PFHxA

F11:MRM of 1 channel,ES-
318 > 272.9
3.017e+005



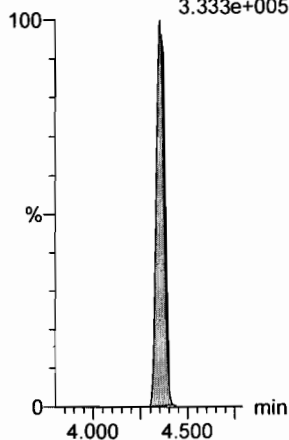
13C3-PFHxS

F19:MRM of 1 channel,ES-
401.9 > 79.9
5.882e+004



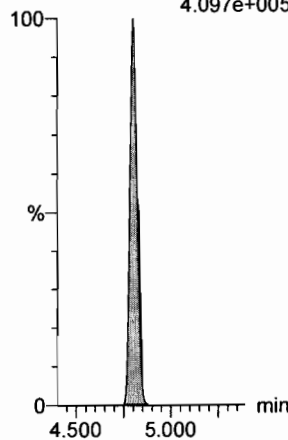
13C8-PFOA

F23:MRM of 1 channel,ES-
421.3 > 376
3.333e+005



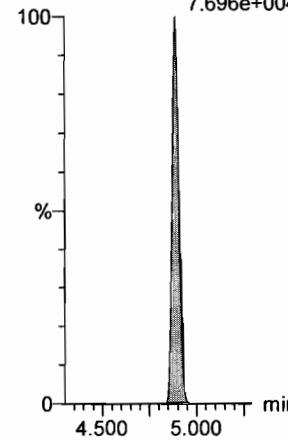
13C9-PFNA

F29:MRM of 1 channel,ES-
472.2 > 426.9
4.097e+005



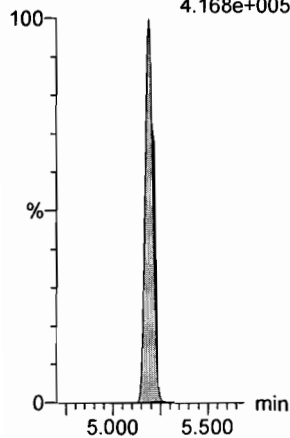
13C4-PFOS

F33:MRM of 1 channel,ES-
503 > 79.9
7.696e+004



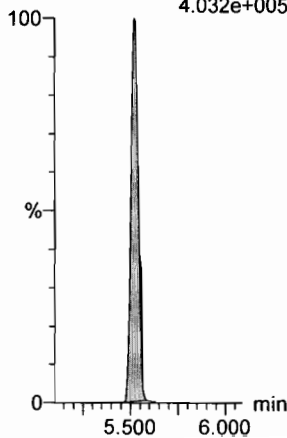
13C6-PFDA

F40:MRM of 1 channel,ES-
519.1 > 473.7
4.168e+005



13C7-PFUDa

F49:MRM of 1 channel,ES-
570.1 > 524.8
4.032e+005



Dataset: F:\Projects\PFAS.PRO\Results\180525M1\180525M1-ICV.qld

Last Altered: Saturday, May 26, 2018 15:34:09 Pacific Daylight Time

Printed: Saturday, May 26, 2018 15:34:26 Pacific Daylight Time

Method: F:\Projects\PFAS.PRO\MethDB\PFAS_FULL_80C_052518.mdb 26 May 2018 14:09:10

Calibration: F:\Projects\PFAS.PRO\CurveDB\C18_VAL-PFAS_Q4_05-25-18.cdb 26 May 2018 15:24:47

✓ VAF 5/26/18

Name: 180525M1_13, Date: 25-May-2018, Time: 16:58:44, ID: ICV180525M1-1 PFC 537 ICV 18E1401, Description: PFC ICV 18E1401

	# Name	Trace	Area	IS Area	RRF	Pred.RT	RT	y Axis Resp.	Conc.	%Rec	Recovery Out	Ion Ratio	Ratio out?
1	1 PFBA	213.0 > 16...	7.76e3	8.87e3		1.39	1.39	10.9	10.1	101.4	NO		
2	2 PFPeA	263.1 > 21...	1.09e4	1.33e4		2.37	2.37	10.2	10.2	102.3	NO		
3	3 PFBS	299.0 > 79.7	2.36e3	1.68e3		2.66	2.66	17.5	9.08	90.8	NO	2.630	NO
4	4 4:2 FTS	327.2>307.2	2.89e3	3.91e3		3.08	3.08	9.22	9.54	95.4	NO	1.870	NO
5	5 PFHxA	313.2 > 26...	1.44e4	4.39e3		3.17	3.17	16.4	11.3	112.7	NO	289.179	NO
6	6 PFPeS	349.1>80.1	2.36e3	1.68e3		3.38	3.38	17.6	9.58	95.8	NO	1.782	NO
7	7 PFHpA	363.0 > 31...	1.44e4	1.41e4		3.81	3.82	12.8	10.8	108.3	NO	30.539	NO
8	8 L-PFHxS	398.9 > 79.6	1.71e3	1.45e3		4.02	3.97	14.7	8.69	86.9	NO	1.409	NO
9	10 6:2 FTS	427.1 > 407	3.37e3	3.94e3		4.30	4.30	10.7	10.6	105.8	NO	2.811	NO
10	11 L-PFOA	413 > 368.7	1.71e4	2.21e4		4.40	4.36	9.68	9.70	97.0	NO	4.696	NO
11	13 PFHpS	449 > 80.0	2.54e3	2.21e4		4.46	4.47	1.44	8.92	89.2	NO	2.095	NO
12	14 PFNA	463.0 > 41...	1.96e4	1.87e4		4.81	4.81	13.1	10.8	107.8	NO	6.460	NO
13	15 PFOSA	498.2 > 77.9	3.11e3	4.52e3		4.87	4.87	8.60	9.62	96.2	NO	22.419	NO
14	16 L-PFOS	499.1 > 79.9	2.50e3	3.57e3		4.92	4.89	8.74	9.90	99.0	NO	2.096	NO
15	18 PFDA	513 > 468.8	1.94e4	2.57e4		5.19	5.19	9.44	9.31	93.1	NO	6.046	NO
16	19 8:2 FTS	527 > 506.9	3.60e3	3.79e3		5.16	5.16	11.9	8.89	88.9	NO	2.289	NO
17	20 PFNS	549.1>80.1	2.15e3	3.57e3		5.25	5.26	7.54	9.75	97.5	NO	1.568	NO
18	21 L-MeFOSAA	570.1 > 419	8.09e3	5.03e3		5.35	5.35	20.1	11.4	114.4	NO	14.281	NO
19	23 L-EtFOSAA	584.2 > 419	5.87e3	5.84e3		5.51	5.51	12.6	12.6	126.3	NO	13.038	NO

DM Straka

Dataset: F:\Projects\PFAS.PRO\Results\180525M1\180525M1-ICV.qld

Last Altered: Saturday, May 26, 2018 15:34:09 Pacific Daylight Time

Printed: Saturday, May 26, 2018 15:34:34 Pacific Daylight Time

ⓐ not in ICV

Method: F:\Projects\PFAS.PRO\MethDB\PFAS_FULL_80C_052518.mdb 26 May 2018 14:09:10

Calibration: F:\Projects\PFAS.PRO\CurveDB\C18_VAL-PFAS_Q4_05-25-18.cdb 26 May 2018 15:24:47

Name: 180525M1_13, Date: 25-May-2018, Time: 16:58:44, ID: ICV180525M1-1 PFC 537 ICV 18E1401, Description: PFC ICV 18E1401

#	Name	Trace	Area	IS Area	RRF	Pred.RT	RT	y Axis Resp.	Conc.	%Rec	Recovery Out	Ion Ratio	Ratio out?
1	25 PFUdA	563.0 > 51...	2.19e4	2.17e4		5.52	5.52	12.7	11.8	117.9	NO	15.640	NO
2	26 PFDS	598.8 > 80	2.53e3	2.17e4		5.57	5.57	1.46	9.85	98.5	NO	1.762	NO
3	27 PFDoA	612.9 > 56...	2.19e4	2.34e4		5.81	5.81	11.7	9.76	97.6	NO	9.289	NO
4	28 N-MeFOSA	512.1 > 16...		1.73e4		5.97					NO		
5	29 PFTeDA	662.9 > 61...	2.72e4	2.34e4		6.06	6.07	14.5	11.3	113.1	NO	38.848	YES
6	30 PFTeDA	712.9 > 66...	2.10e4	1.98e4		6.29	6.29	13.2	10.7	107.3	NO	12.046	NO
7	31 N-EtFOSA	526.1 > 16...		2.31e4		6.39					NO		
8	32 PFHxDA	813.1 > 76...		1.17e4		6.61					NO		
9	33 PFODA	913.1 > 86...		1.17e4		6.84					NO		
10	34 N-MeFOSE	616.1 > 58.9		1.19e4		6.54					NO		
11	35 N-EtFOSE	630.1 > 58.9		1.14e4		6.68					NO		
12	36 13C3-PFBA	216.1 > 17...	8.87e3	1.01e4	0.874	1.38	1.39	10.9	12.5	100.0	NO		
13	37 13C3-PFPeA	266. > 221.8	1.33e4	1.64e4	0.834	2.37	2.37	10.2	12.2	97.9	NO		
14	38 13C3-PFBS	302. > 98.8	1.68e3	1.64e4	0.101	2.65	2.66	1.29	12.8	102.2	NO		
15	39 13C2-4:2 FTS	329.2>308.9	3.91e3	1.64e4	0.238	3.07	3.08	2.99	12.5	100.3	NO		
16	40 13C2-PFHxA	315 > 269.8	4.39e3	1.64e4	0.731	3.17	3.17	3.36	4.60	91.9	NO		
17	41 13C4-PFHpA	367.2 > 32...	1.41e4	1.64e4	0.820	3.81	3.81	10.7	13.1	104.8	NO		
18	42 18O2-PFHxS	403.0 > 10...	1.45e3	3.27e3	0.429	3.97	3.97	5.55	12.9	103.5	NO		
19	43 13C2-6:2 FTS	429.1 > 40...	3.94e3	1.80e4	0.235	4.30	4.30	2.74	11.7	93.3	NO		
20	44 13C2-PFOA	414.9 > 36...	2.21e4	1.80e4	1.222	4.35	4.36	15.4	12.6	100.5	NO		
21	45 13C5-PFNA	468.2 > 42...	1.87e4	1.99e4	0.950	4.81	4.81	11.8	12.4	99.0	NO		
22	46 13C8-PFOSA	506.1 > 77.7	4.52e3	2.50e4	0.190	4.87	4.87	2.26	11.9	95.3	NO		
23	47 13C8-PFOS	507.0 > 79.9	3.57e3	3.49e3	1.018	4.89	4.89	12.8	12.5	100.4	NO		
24	48 13C2-PFDA	515.1 > 46...	2.57e4	2.29e4	1.175	5.19	5.19	14.0	12.0	95.6	NO		
25	49 13C2-8:2 FTS	529.1 > 50...	3.79e3	1.64e4	0.245	5.16	5.16	2.90	11.8	94.4	NO		
26	50 d3-N-MeFOSAA	573.3 > 419	5.03e3	2.50e4	0.202	5.34	5.34	2.51	12.5	99.8	NO		
27	51 d5-N-EtFOSAA	589.3 > 419	5.84e3	2.50e4	0.242	5.50	5.51	2.92	12.0	96.4	NO		
28	52 13C2-PFUdA	565 > 519.8	2.17e4	2.50e4	1.062	5.52	5.52	10.8	10.2	81.6	NO		
29	53 13C2-PFDoA	615.0 > 56...	2.34e4	2.29e4	1.048	5.81	5.81	12.8	12.2	97.8	NO		
30	54 d3-N-MeFOSA	515.2 > 16...	1.73e4	2.50e4	0.058	6.00	6.00	8.67	150	99.7	NO		
31	55 13C2-PFTeDA	714.8 > 66...	1.98e4	2.50e4	0.871	6.29	6.29	9.91	11.4	91.0	NO		
32	56 d5-N-ETFOSA	531.1 > 16...	2.31e4	2.50e4	0.073	6.40	6.40	11.6	158	105.3	NO		

ⓐ
ⓑ
↓

Dataset: F:\Projects\PFAS.PRO\Results\180525M1\180525M1-ICV.qld

Last Altered: Saturday, May 26, 2018 15:34:09 Pacific Daylight Time

Printed: Saturday, May 26, 2018 15:34:34 Pacific Daylight Time

Name: 180525M1_13, Date: 25-May-2018, Time: 16:58:44, ID: ICV180525M1-1 PFC 537 ICV 18E1401, Description: PFC ICV 18E1401

	#	Name	Trace	Area	IS Area	RRF	Pred.RT	RT	y Axis Resp.	Conc.	%Rec	Recovery Out	Ion Ratio	Ratio out?
33	57	13C2-PFHxDA	815 > 769.7	1.17e4	2.50e4	1.232	6.61	6.61	5.85	4.74	94.9	NO		
34	58	d7-N-MeFOSE	623.1 > 58.9	1.19e4	2.50e4	0.039	6.53	6.53	5.97	151	100.8	NO		
35	59	d9-N-EtFOSE	639.2 > 58.8	1.14e4	2.50e4	0.037	6.68	6.68	5.70	154	102.8	NO		
36	60	13C4-PFBA	217. > 171.8	1.01e4	1.01e4	1.000	1.38	1.39	12.5	12.5	100.0	NO		
37	61	13C5-PFHxA	318 > 272.9	1.64e4	1.64e4	1.000	3.17	3.17	12.5	12.5	100.0	NO		
38	62	13C3-PFHxS	401.9 > 79.9	3.27e3	3.27e3	1.000	3.97	3.97	12.5	12.5	100.0	NO		
39	63	13C8-PFOA	421.3 > 376	1.80e4	1.80e4	1.000	4.35	4.36	12.5	12.5	100.0	NO		
40	64	13C9-PFNA	472.2 > 42...	1.99e4	1.99e4	1.000	4.80	4.81	12.5	12.5	100.0	NO		
41	65	13C4-PFOS	503 > 79.9	3.49e3	3.49e3	1.000	4.89	4.89	12.5	12.5	100.0	NO		
42	66	13C6-PFDA	519.1 > 47...	2.29e4	2.29e4	1.000	5.19	5.19	12.5	12.5	100.0	NO		
43	67	13C7-PFUdA	570.1 > 52...	2.50e4	2.50e4	1.000	5.52	5.52	12.5	12.5	100.0	NO		

Dataset: F:\Projects\PFAS.PRO\Results\180525M1\18025M1-ICV.qld

Last Altered: Saturday, May 26, 2018 15:34:09 Pacific Daylight Time

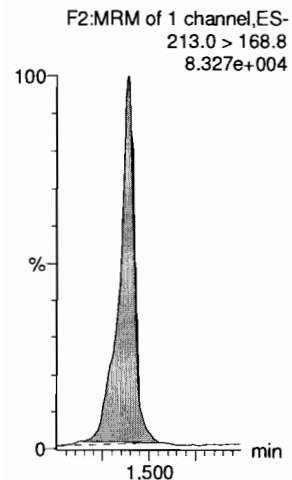
Printed: Saturday, May 26, 2018 15:34:34 Pacific Daylight Time

Method: F:\Projects\PFAS.PRO\MethDB\PFAS_FULL_80C_052518.mdb 26 May 2018 14:09:10

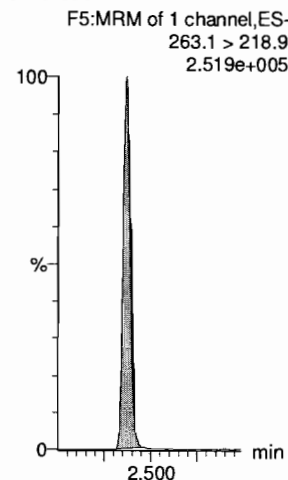
Calibration: F:\Projects\PFAS.PRO\CurveDB\C18_VAL-PFAS_Q4_05-25-18.cdb 26 May 2018 15:24:47

Name: 180525M1_13, Date: 25-May-2018, Time: 16:58:44, ID: ICV180525M1-1 PFC 537 ICV 18E1401, Description: PFC ICV 18E1401

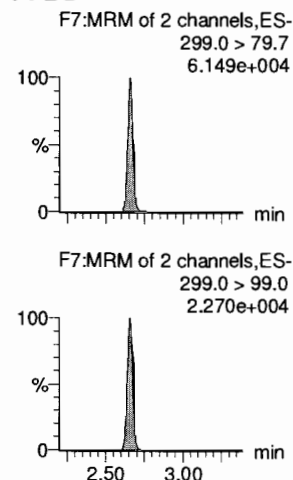
PFBA



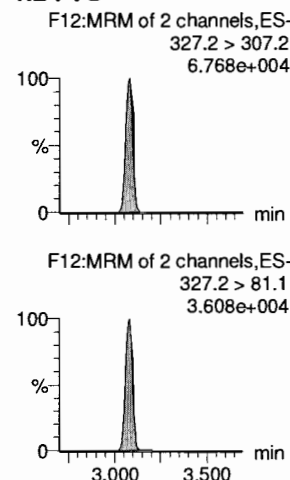
PFPeA



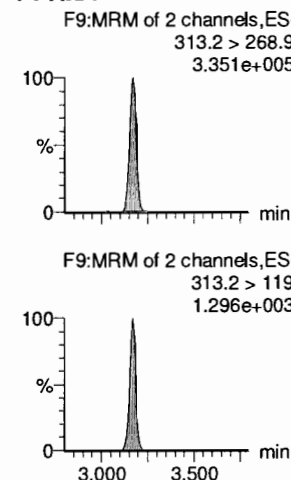
PFBS



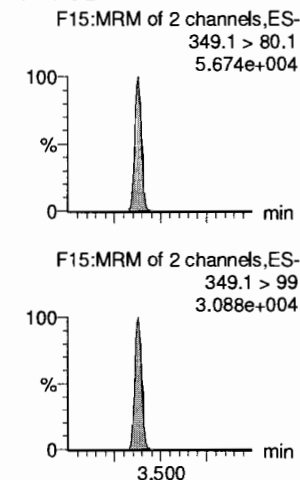
4:2 FTS



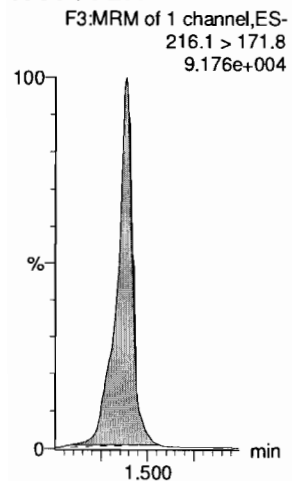
PFHxA



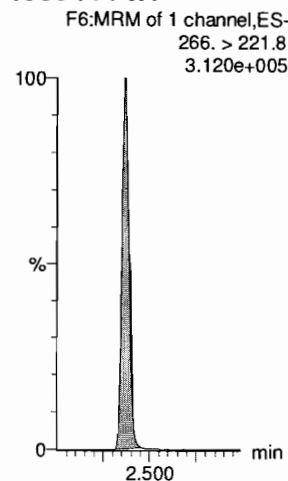
PFPeS



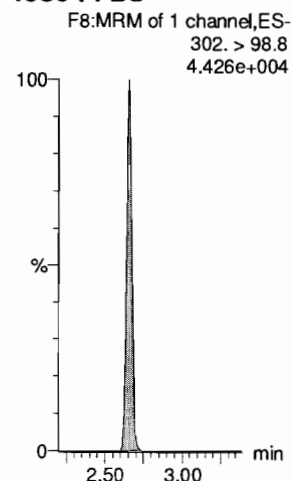
13C3-PFBA



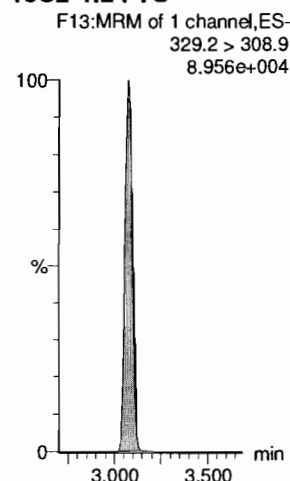
13C3-PFPeA



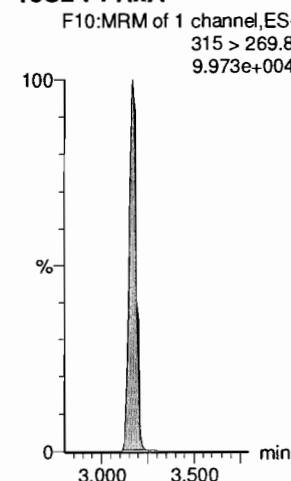
13C3-PFBS



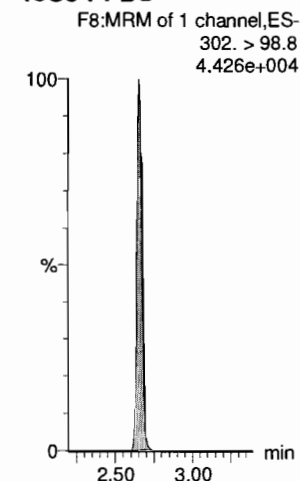
13C2-4:2 FTS



13C2-PFHxA



13C3-PFBS

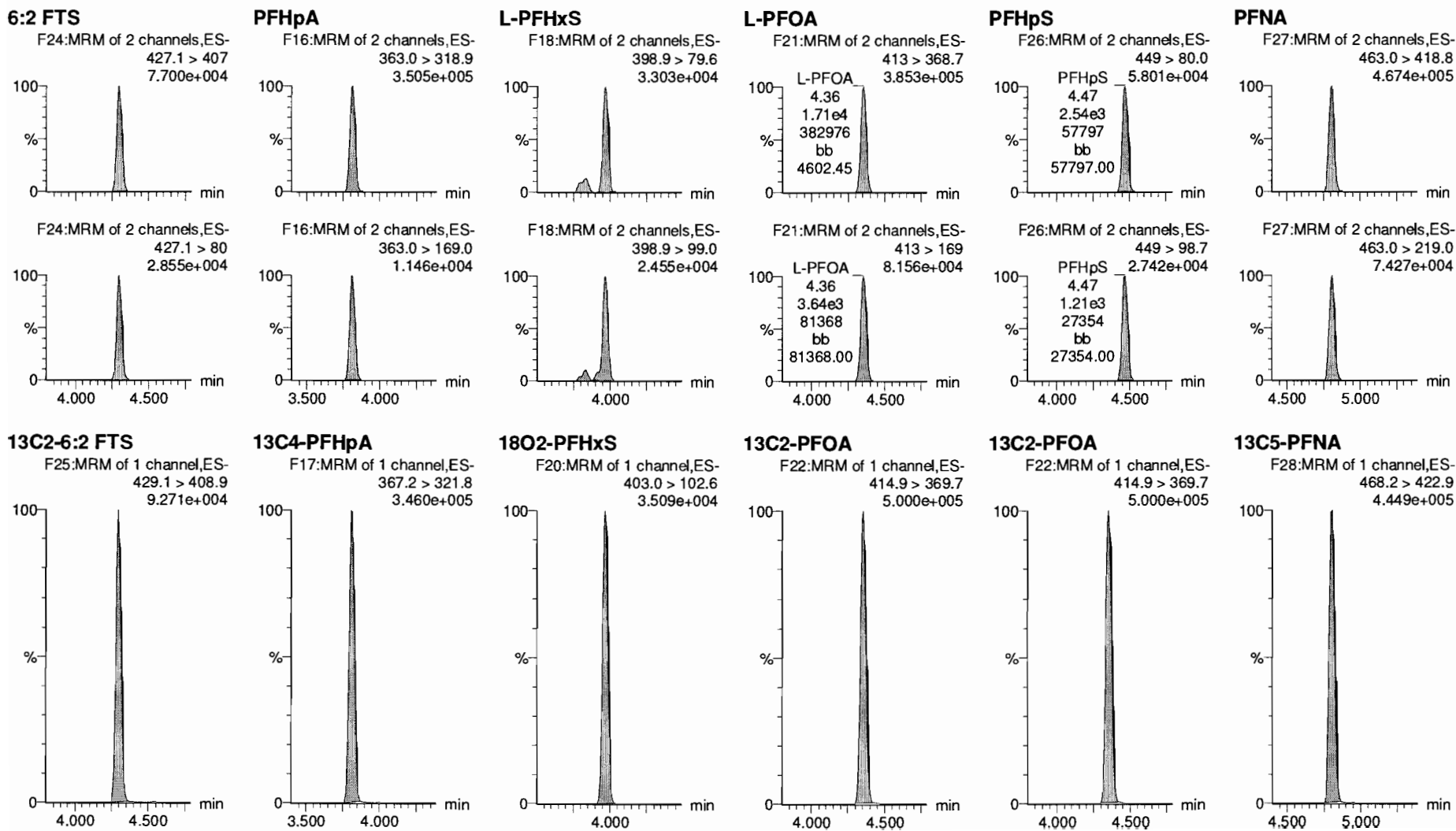


Dataset: F:\Projects\PFAS.PRO\Results\180525M1\180525M1-ICV.qld

Last Altered: Saturday, May 26, 2018 15:34:09 Pacific Daylight Time

Printed: Saturday, May 26, 2018 15:34:34 Pacific Daylight Time

Name: 180525M1_13, Date: 25-May-2018, Time: 16:58:44, ID: ICV180525M1-1 PFC 537 ICV 18E1401, Description: PFC ICV 18E1401



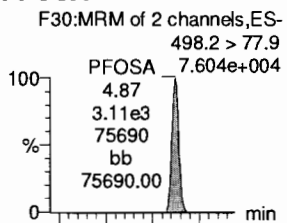
Dataset: F:\Projects\PFAS.PRO\Results\180525M1\180525M1-ICV.qld

Last Altered: Saturday, May 26, 2018 15:34:09 Pacific Daylight Time

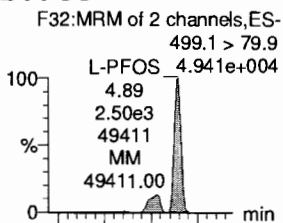
Printed: Saturday, May 26, 2018 15:34:34 Pacific Daylight Time

Name: 180525M1_13, Date: 25-May-2018, Time: 16:58:44, ID: ICV180525M1-1 PFC 537 ICV 18E1401, Description: PFC ICV 18E1401

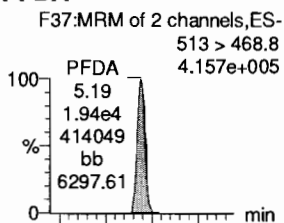
PFOSA



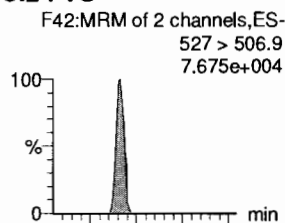
L-PFOS



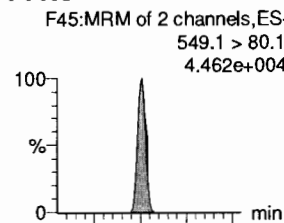
PFDA



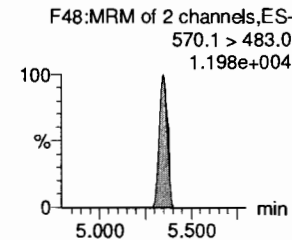
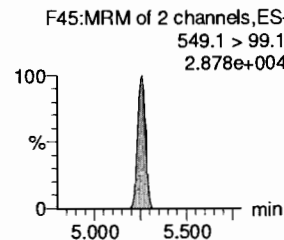
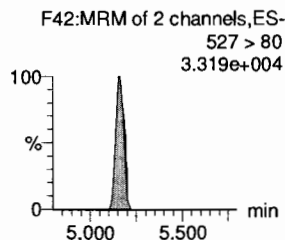
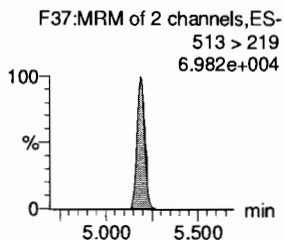
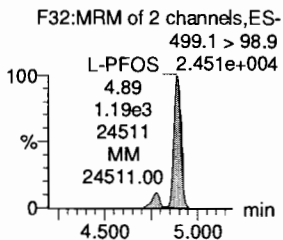
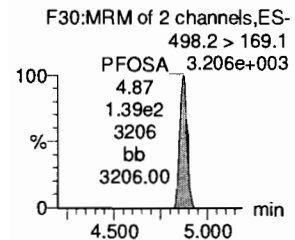
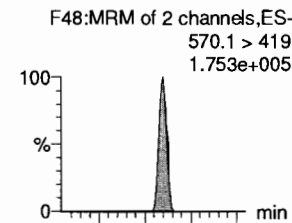
8:2 FTS



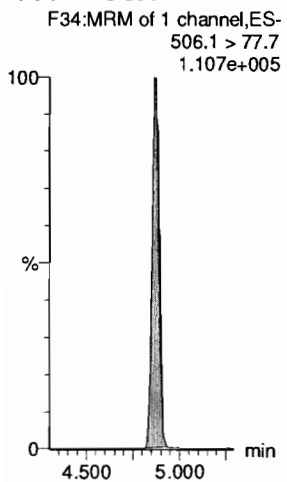
PFNS



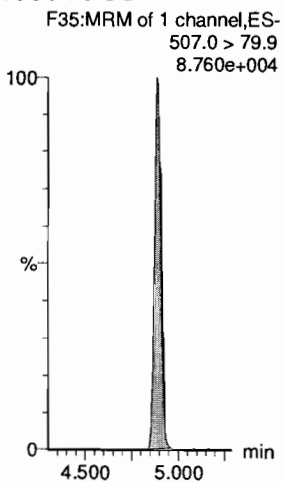
L-MeFOSAA



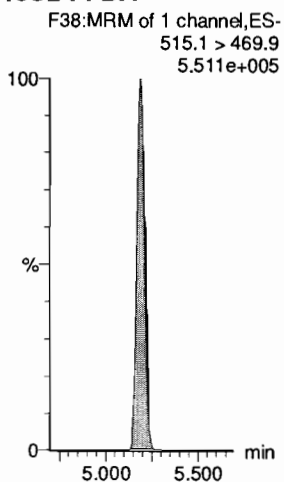
13C8-PFOSA



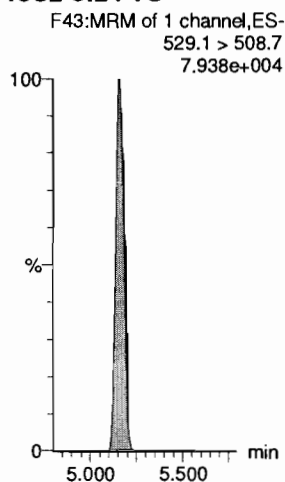
13C8-PFOS



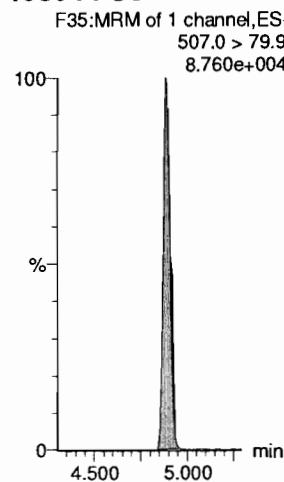
13C2-PFDA



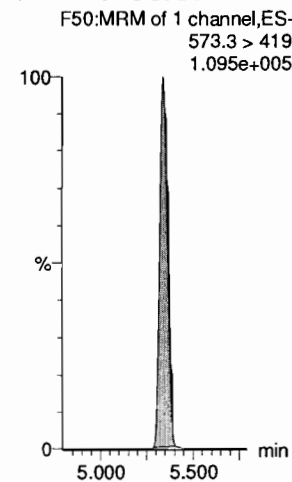
13C2-8:2 FTS



13C8-PFOS



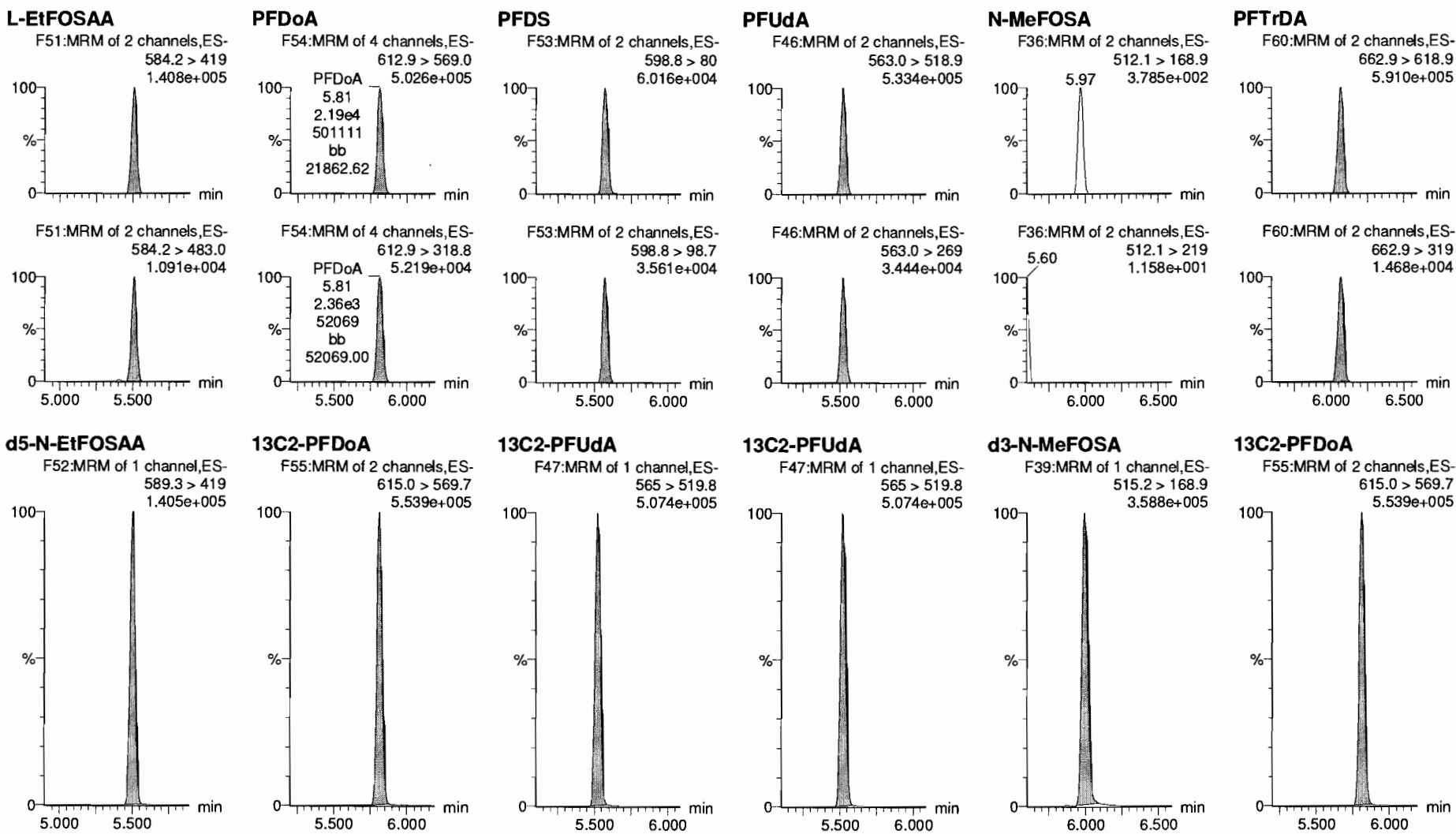
d3-N-MeFOSAA



Dataset: F:\Projects\PFAS.PRO\Results\180525M1\180525M1-ICV.qld

Last Altered: Saturday, May 26, 2018 15:34:09 Pacific Daylight Time
Printed: Saturday, May 26, 2018 15:34:34 Pacific Daylight Time

Name: 180525M1_13, Date: 25-May-2018, Time: 16:58:44, ID: ICV180525M1-1 PFC 537 ICV 18E1401, Description: PFC ICV 18E1401

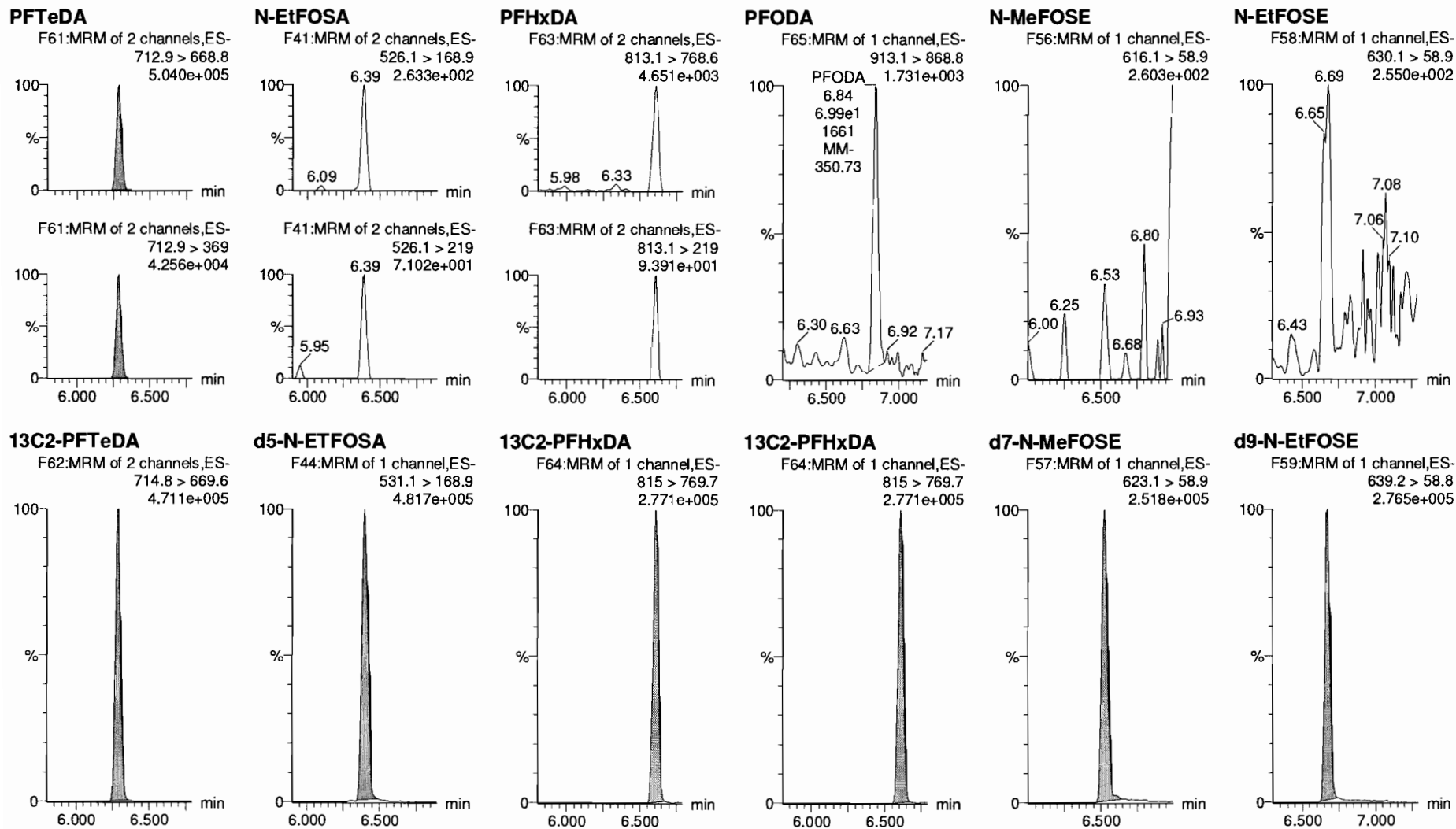


Dataset: F:\Projects\PFAS.PRO\Results\180525M1\18025M1-ICV.qld

Last Altered: Saturday, May 26, 2018 15:34:09 Pacific Daylight Time

Printed: Saturday, May 26, 2018 15:34:34 Pacific Daylight Time

Name: 180525M1_13, Date: 25-May-2018, Time: 16:58:44, ID: ICV180525M1-1 PFC 537 ICV 18E1401, Description: PFC ICV 18E1401

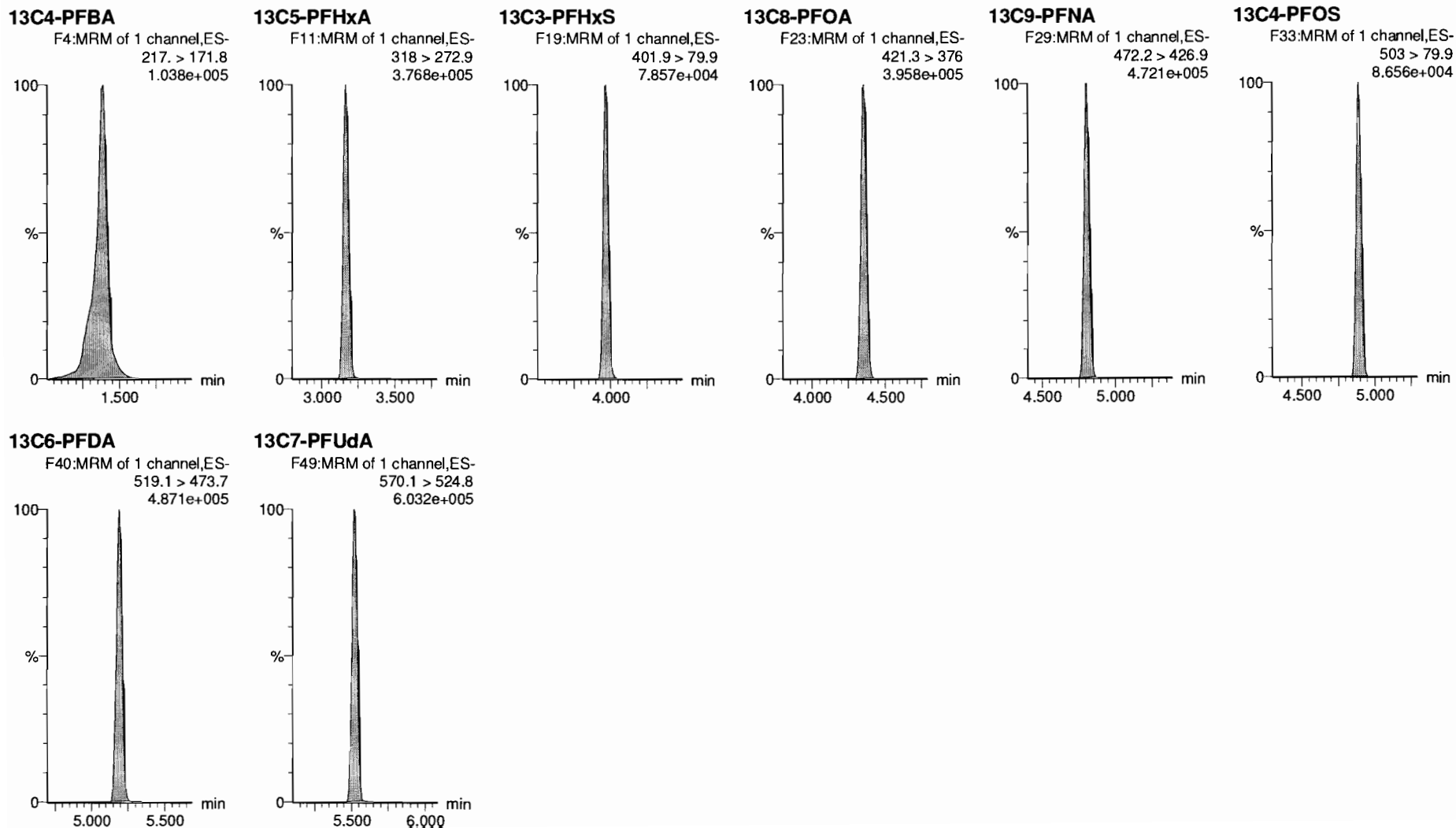


Dataset: F:\Projects\PFAS.PRO\Results\180525M1\180525M1-ICV.qld

Last Altered: Saturday, May 26, 2018 15:34:09 Pacific Daylight Time

Printed: Saturday, May 26, 2018 15:34:34 Pacific Daylight Time

Name: 180525M1_13, Date: 25-May-2018, Time: 16:58:44, ID: ICV180525M1-1 PFC 537 ICV 18E1401, Description: PFC ICV 18E1401



Dataset: Untitled

Last Altered: Saturday, May 26, 2018 14:47:37 Pacific Daylight Time

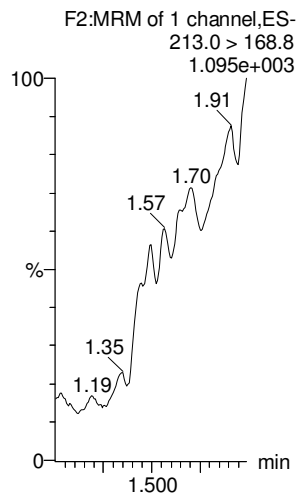
Printed: Saturday, May 26, 2018 14:48:10 Pacific Daylight Time

Method: F:\Projects\PFAS.PRO\MethDB\PFAS_FULL_80C_052518.mdb 26 May 2018 14:09:10

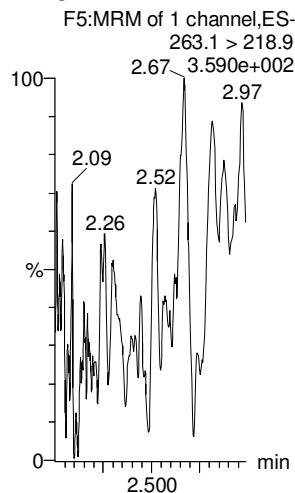
Calibration: F:\Projects\PFAS.PRO\CurveDB\C18_VAL-PFAS_Q4_05-25-18.cdb 26 May 2018 14:17:02

Name: 180525M1_12, Date: 25-May-2018, Time: 16:47:21, ID: IPA, Description: IPA

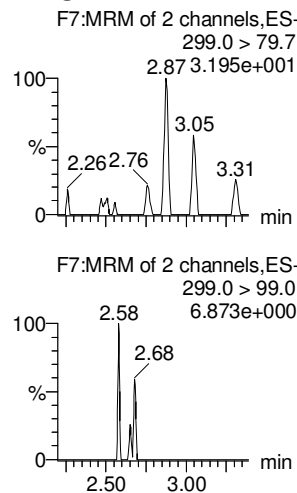
PFBA



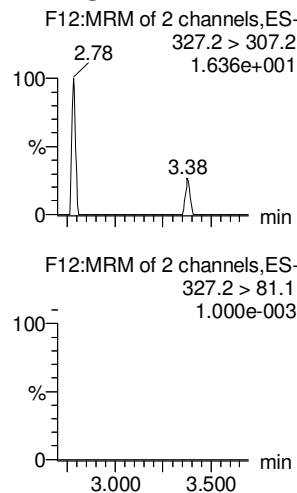
PFPeA



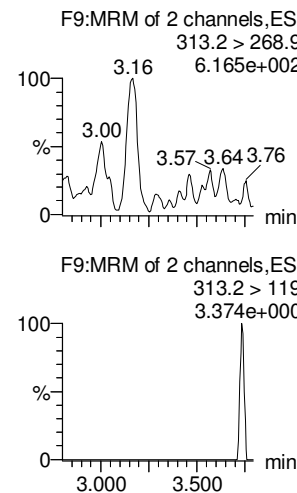
PFBS



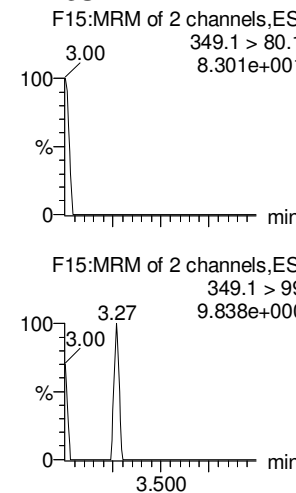
4:2 FTS



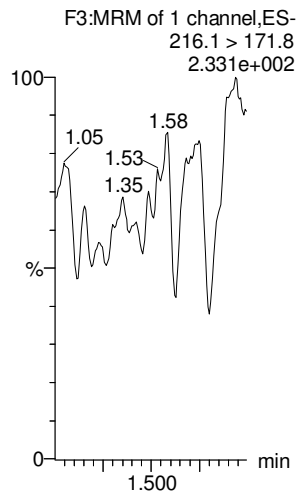
PFHxA



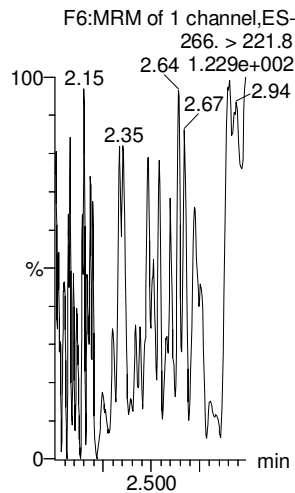
PFPeS



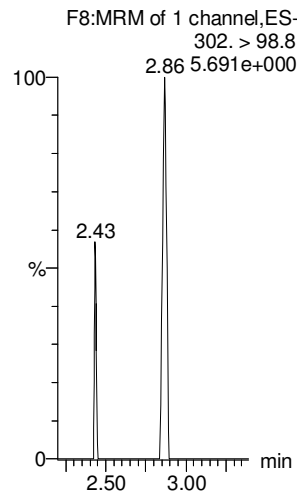
13C3-PFBA



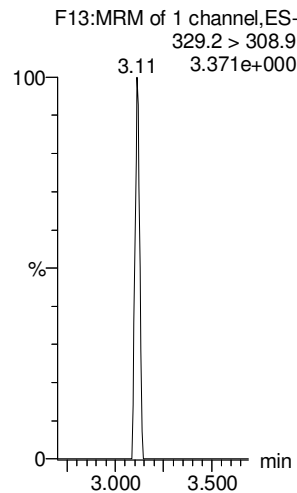
13C3-PFPeA




13C3-PFBS



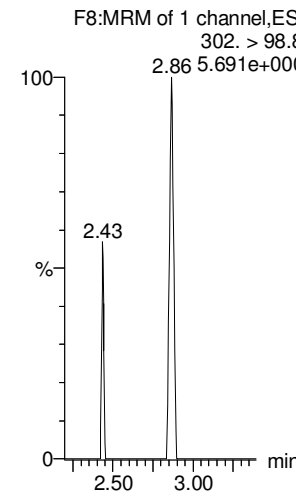
13C2-4:2 FTS



13C2-PFHxA



13C3-PFBS



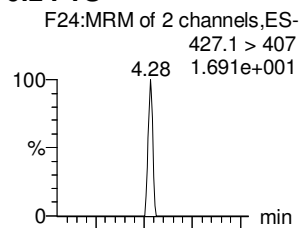
Dataset: Untitled

Last Altered: Saturday, May 26, 2018 14:47:37 Pacific Daylight Time

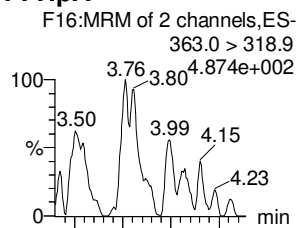
Printed: Saturday, May 26, 2018 14:48:10 Pacific Daylight Time

Name: 180525M1_12, Date: 25-May-2018, Time: 16:47:21, ID: IPA, Description: IPA

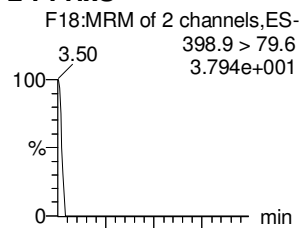
6:2 FTS



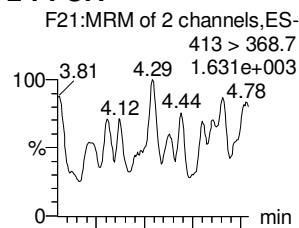
PFHpA



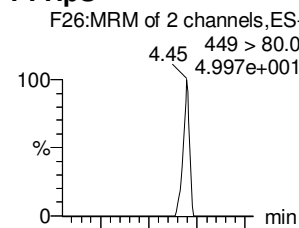
L-PFHxS



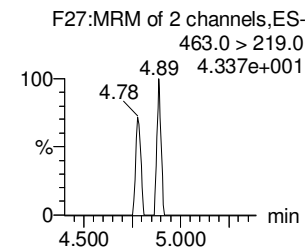
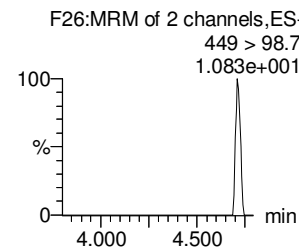
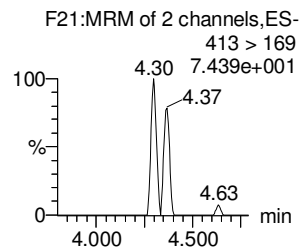
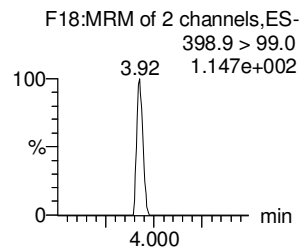
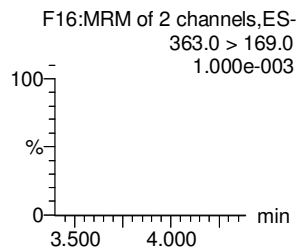
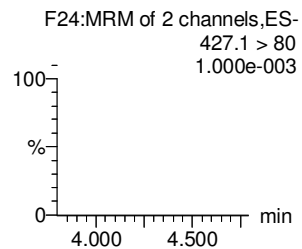
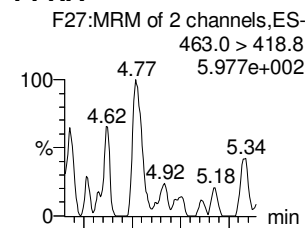
L-PFOA



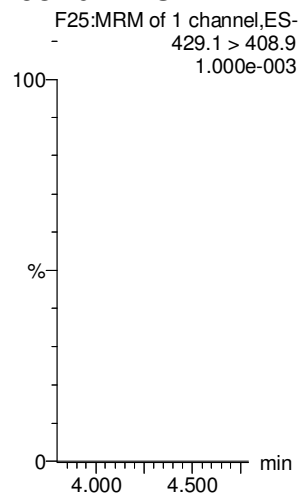
PFHpS



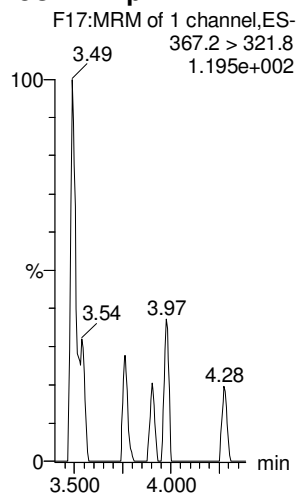
PFNA



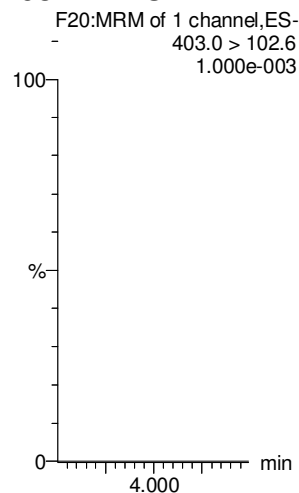
13C2-6:2 FTS



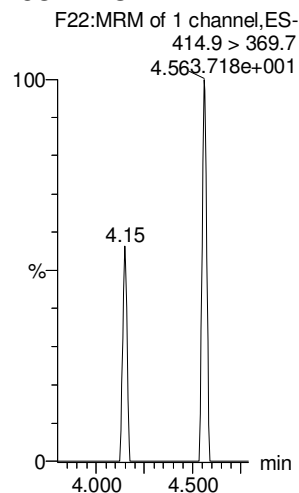
13C4-PFHpA



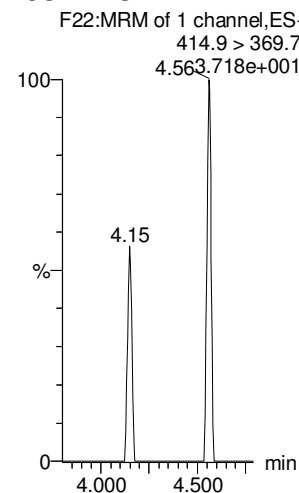
18O2-PFHxS



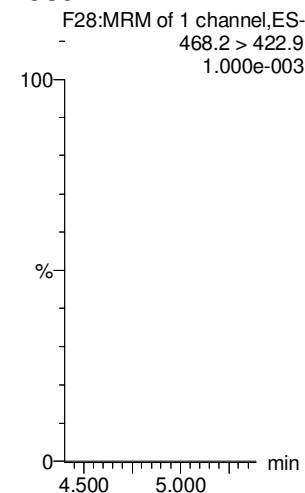
13C2-PFOA



13C2-PFOA



13C5-PFNA



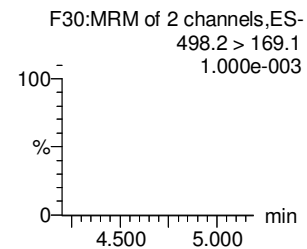
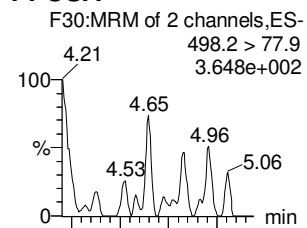
Dataset: Untitled

Last Altered: Saturday, May 26, 2018 14:47:37 Pacific Daylight Time

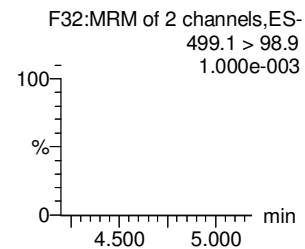
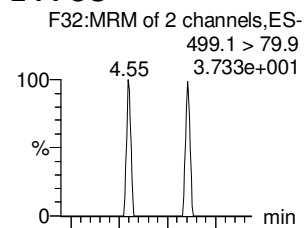
Printed: Saturday, May 26, 2018 14:48:10 Pacific Daylight Time

Name: 180525M1_12, Date: 25-May-2018, Time: 16:47:21, ID: IPA, Description: IPA

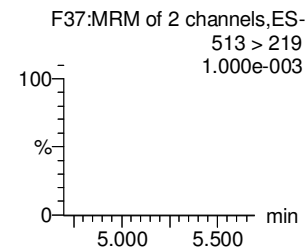
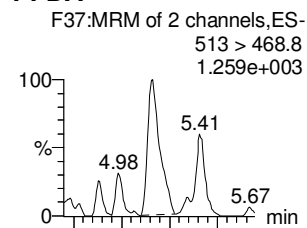
PFOSA



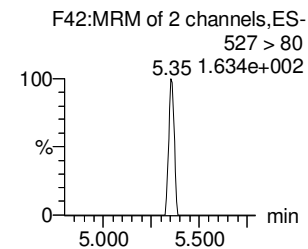
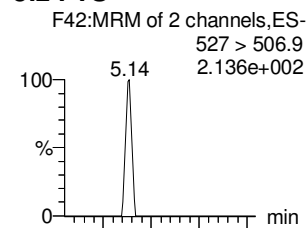
L-PFOS



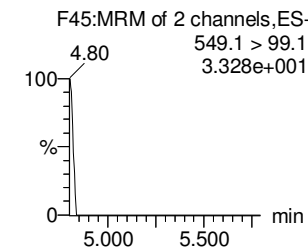
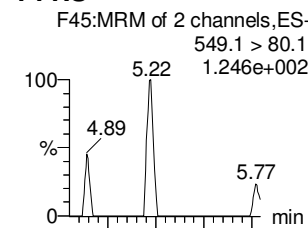
PFDA



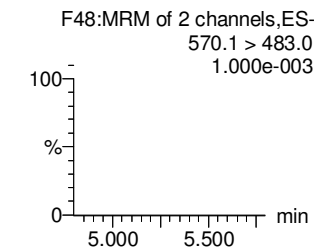
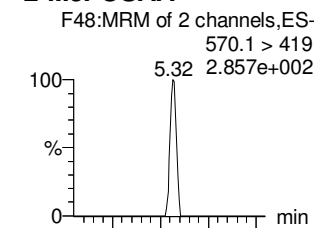
8:2 FTS



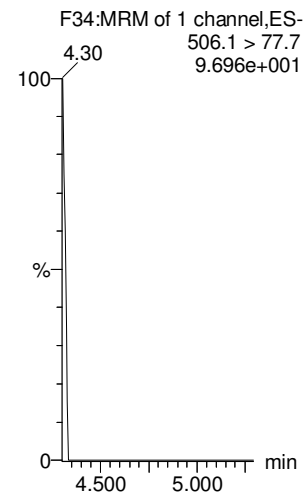
PFNS



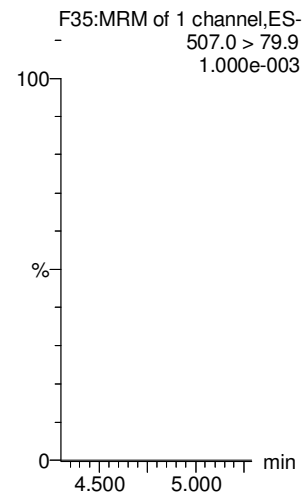
L-MeFOSAA



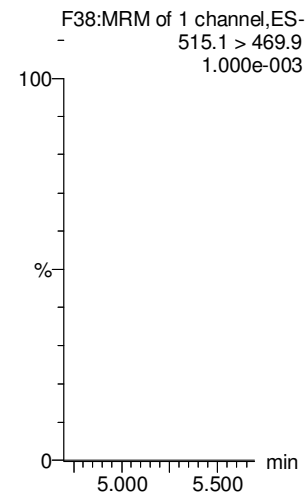
13C8-PFOSA



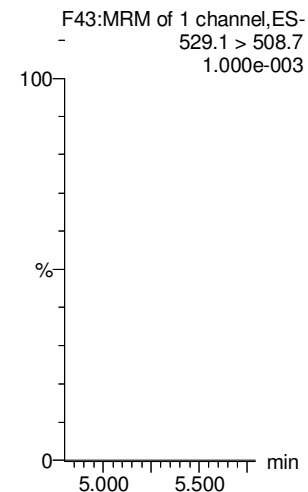
13C8-PFOS



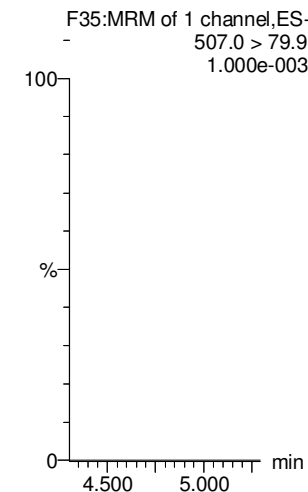
13C2-PFDA



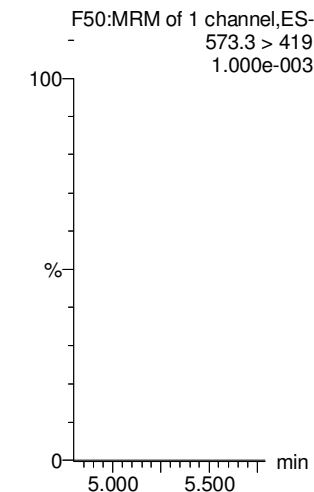
13C2-8:2 FTS



13C8-PFOS



d3-N-MeFOSAA



Inst M, Q4

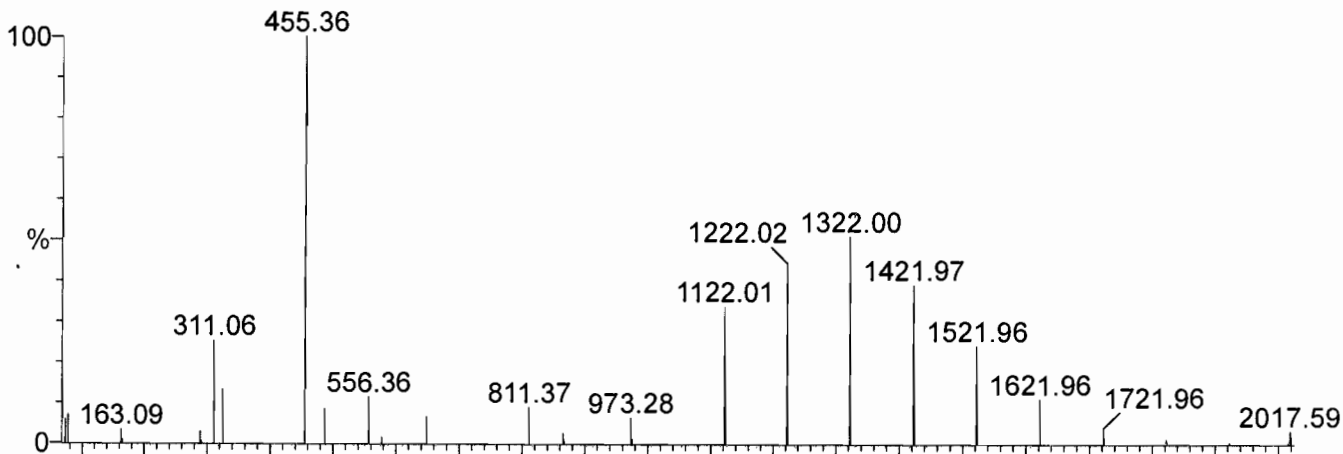
Mass Calibration - 20180525
5/25/18

Calibration Report - MS1 Static

Printed: Fri May 25 13:53:13 2018

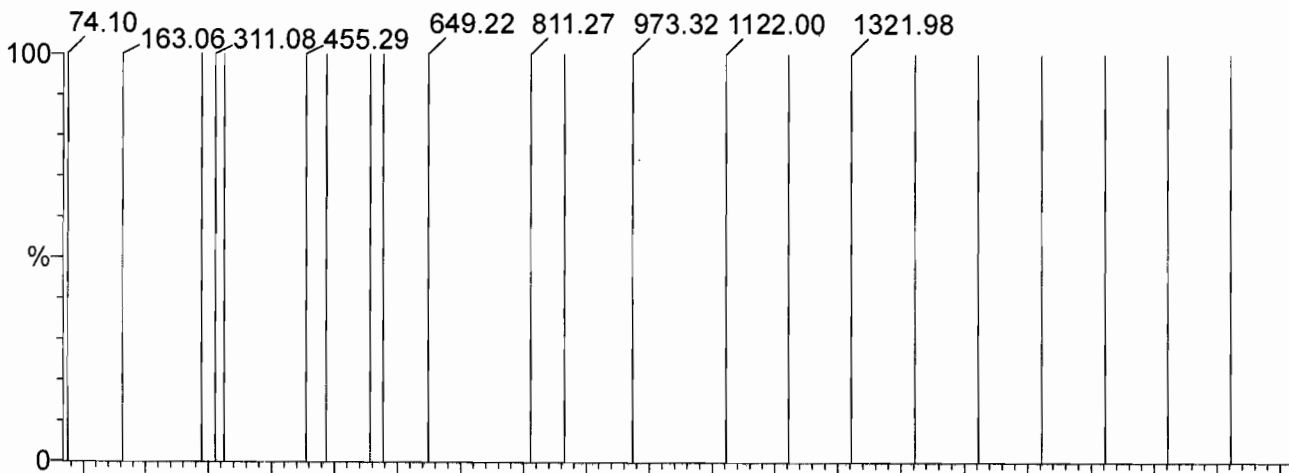
Data file: STATMS1 - Calibrated

22 matches of 23 tested references



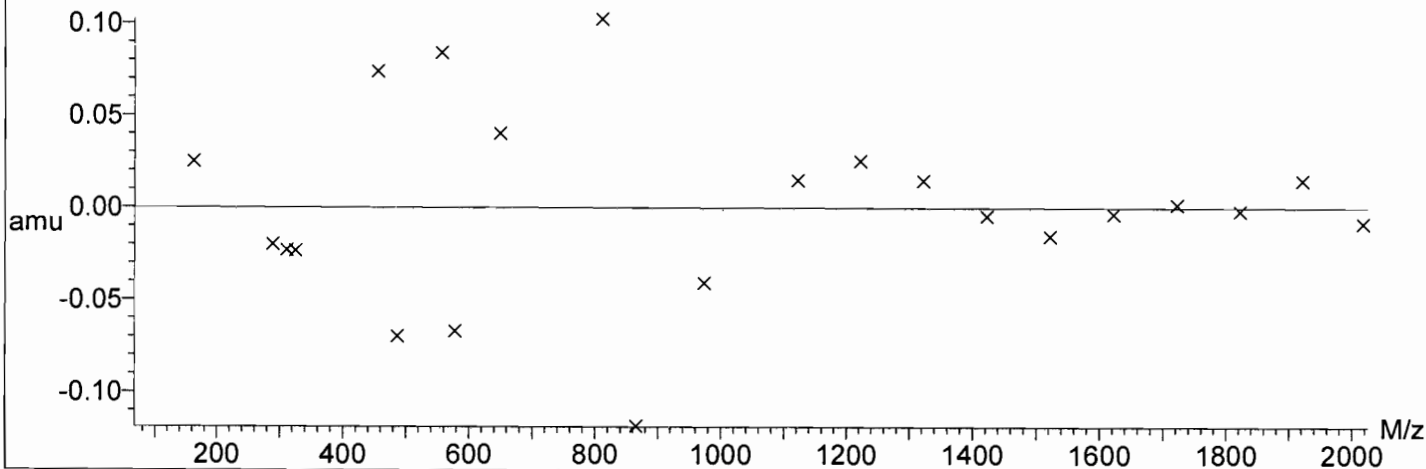
Reference: c:\masslynx\ref\ESI Calibration TQ ResCal.ref

Mean residual = 0.0361 amu



Residual Polynomial order = 4

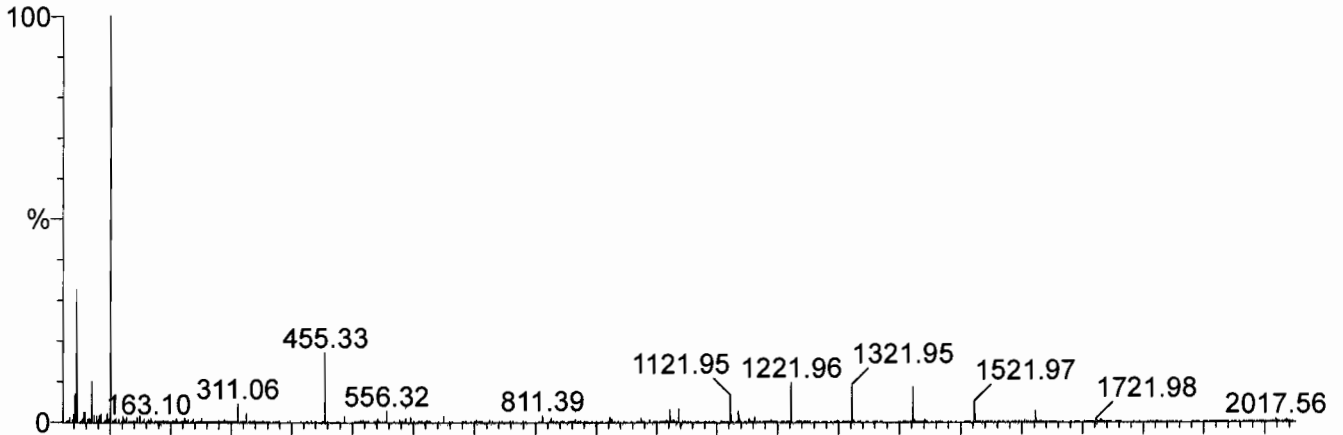
RMS residual = 0.0493 amu



Printed: Fri May 25 13:54:22 2018

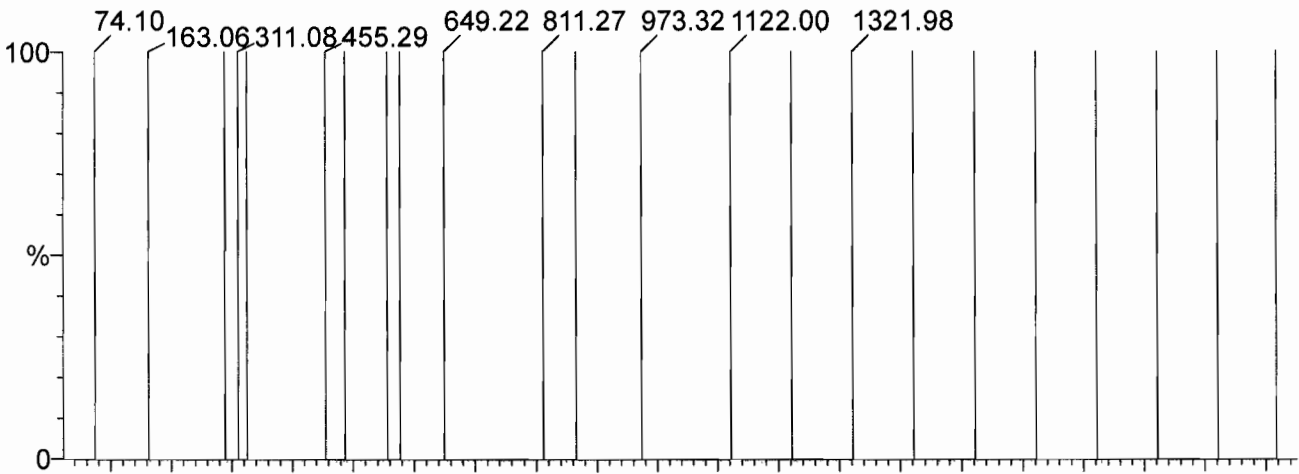
Data file: SCNMS1 - Calibrated

22 matches of 23 tested references



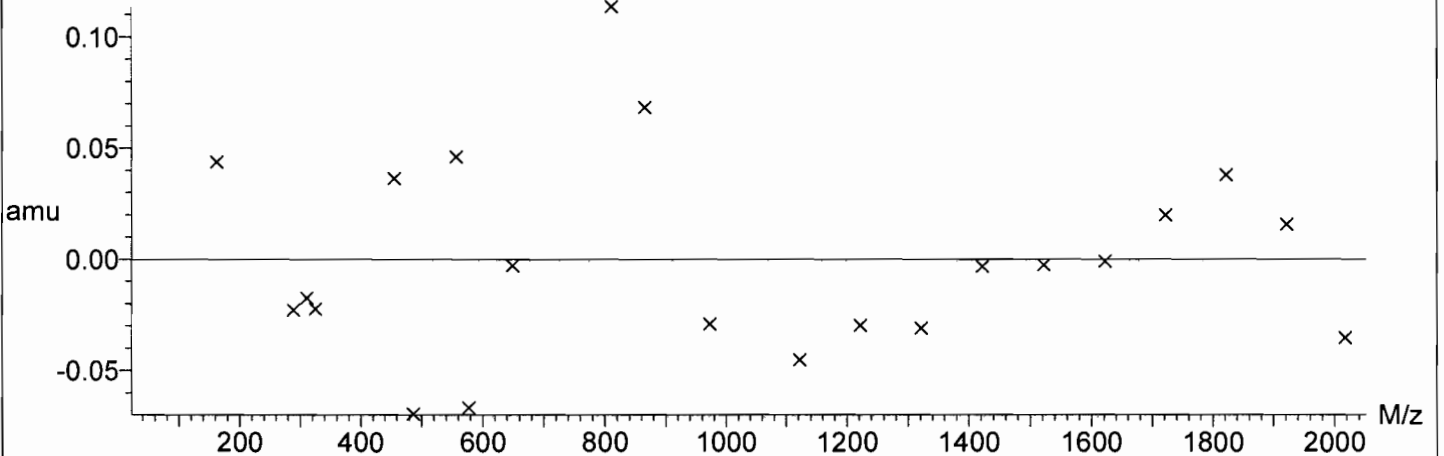
Reference: c:\masslynx\ref\ESI Calibration TQ ResCal.ref

Mean residual = 0.0346 amu



Residual Polynomial order = 4

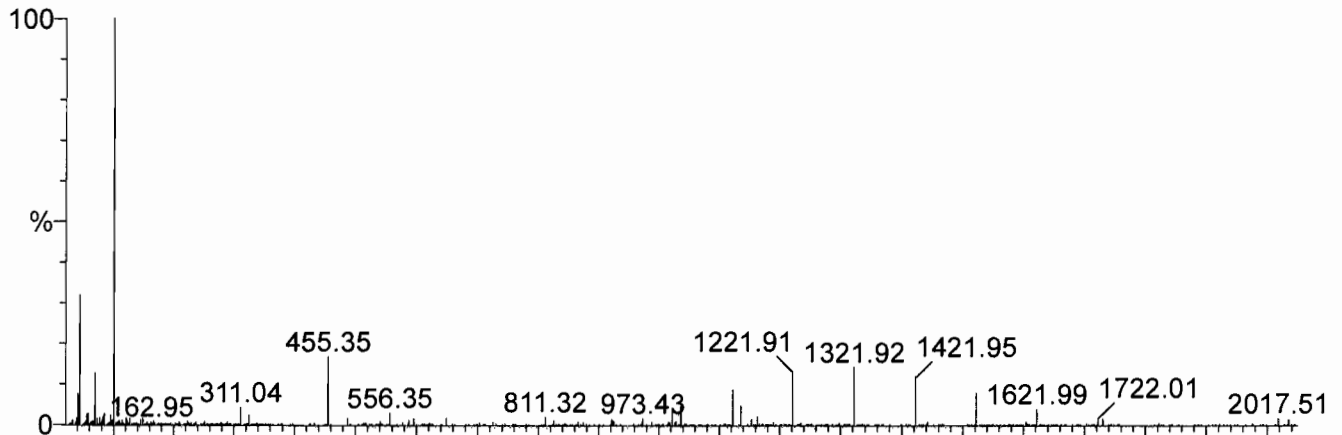
RMS residual = 0.0435 amu



Printed: Fri May 25 13:55:33 2018

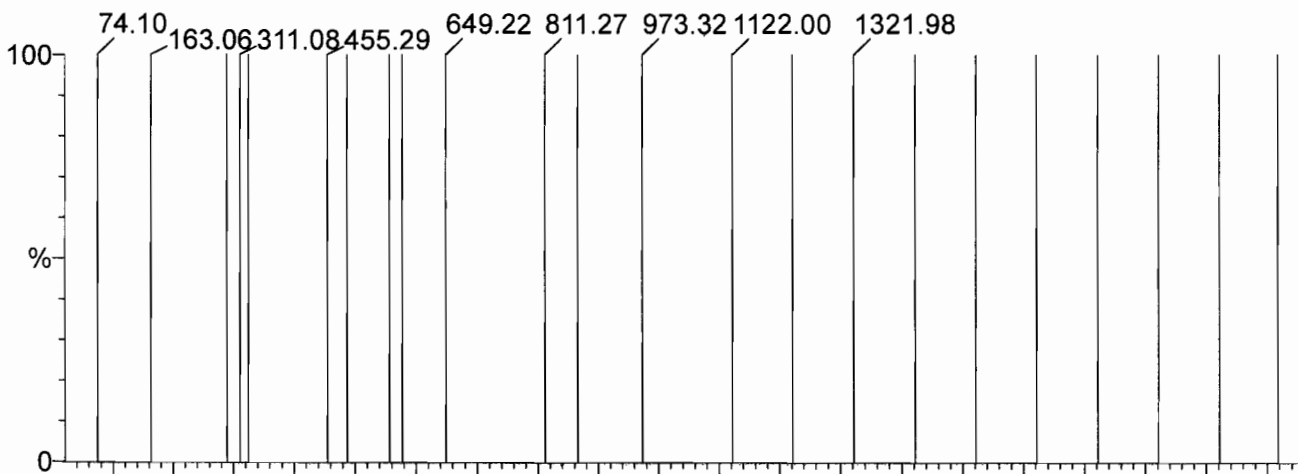
Data file: FASTMS1 - Calibrated

23 matches of 23 tested references



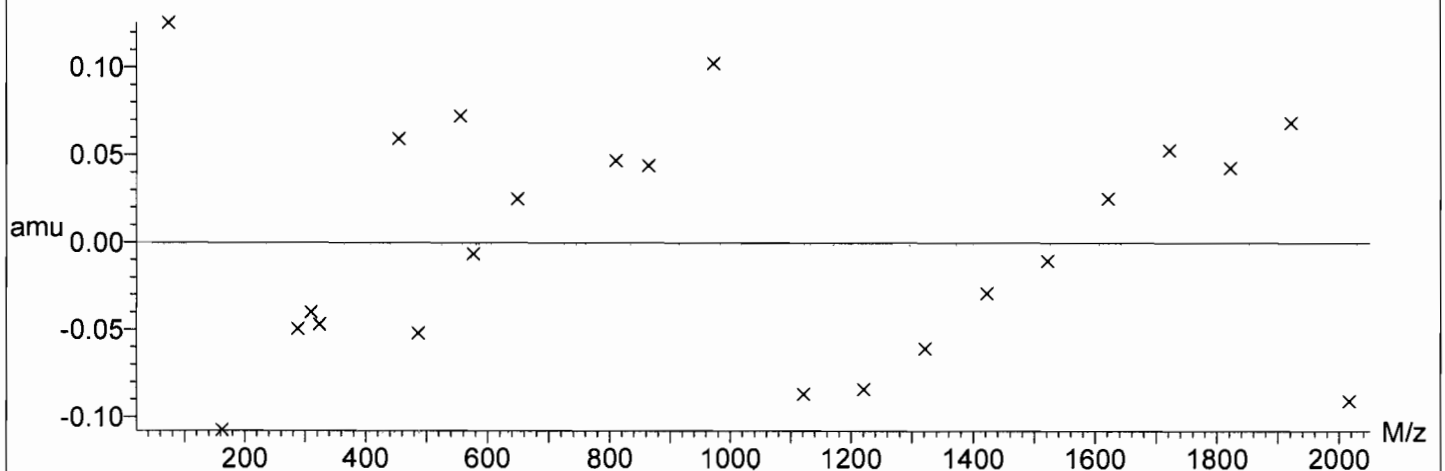
Reference: c:\masslynx\ref\ESI Calibration TQ ResCal.ref

Mean residual = 0.0577 amu

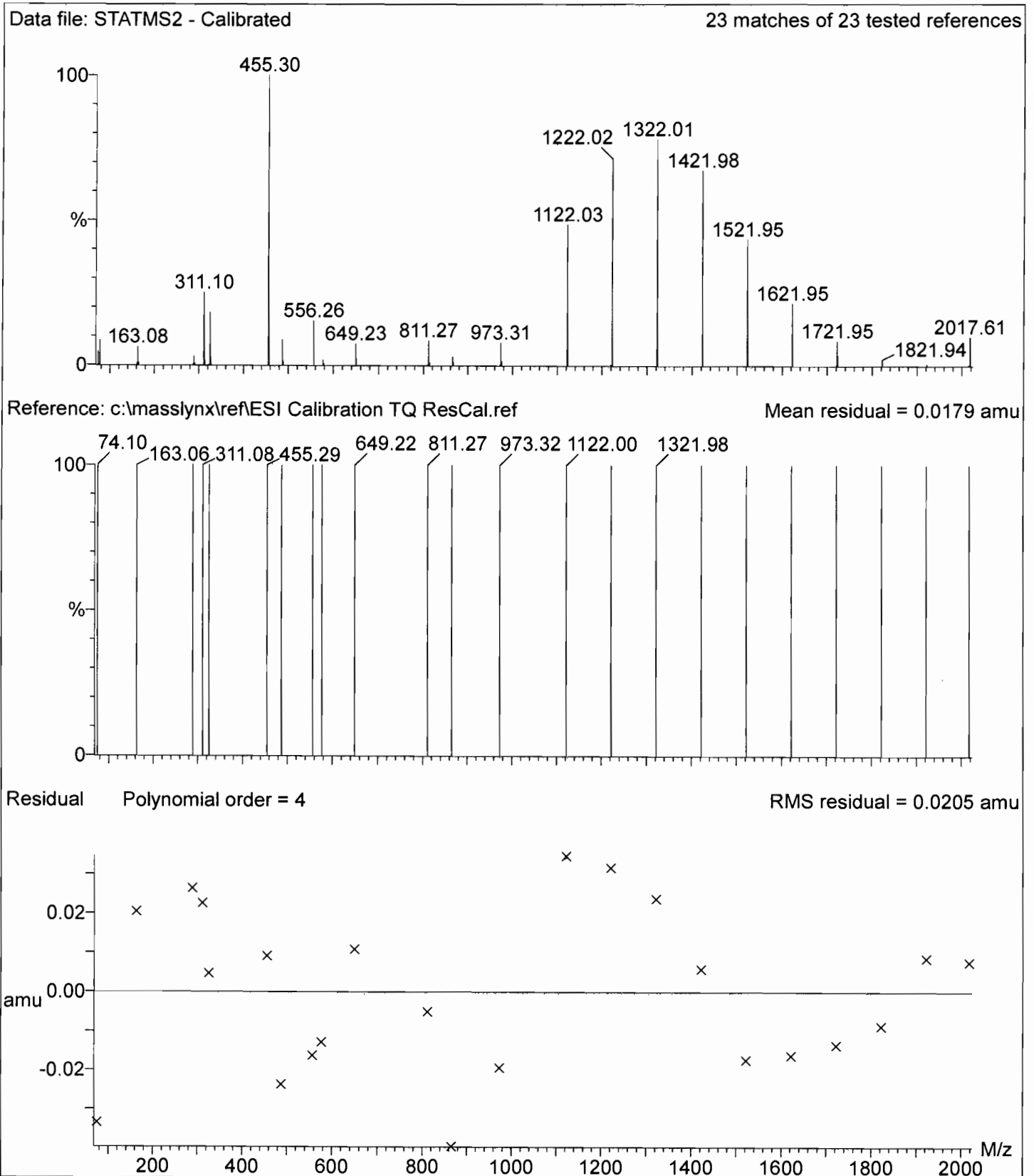


Residual Polynomial order = 4

RMS residual = 0.0651 amu



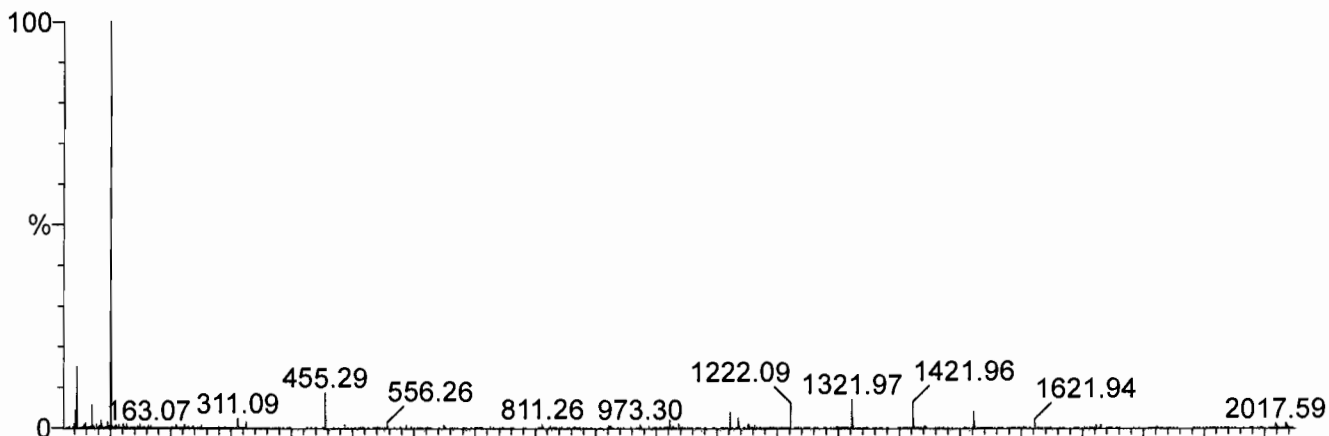
Printed: Fri May 25 13:56:42 2018



Printed: Fri May 25 13:57:51 2018

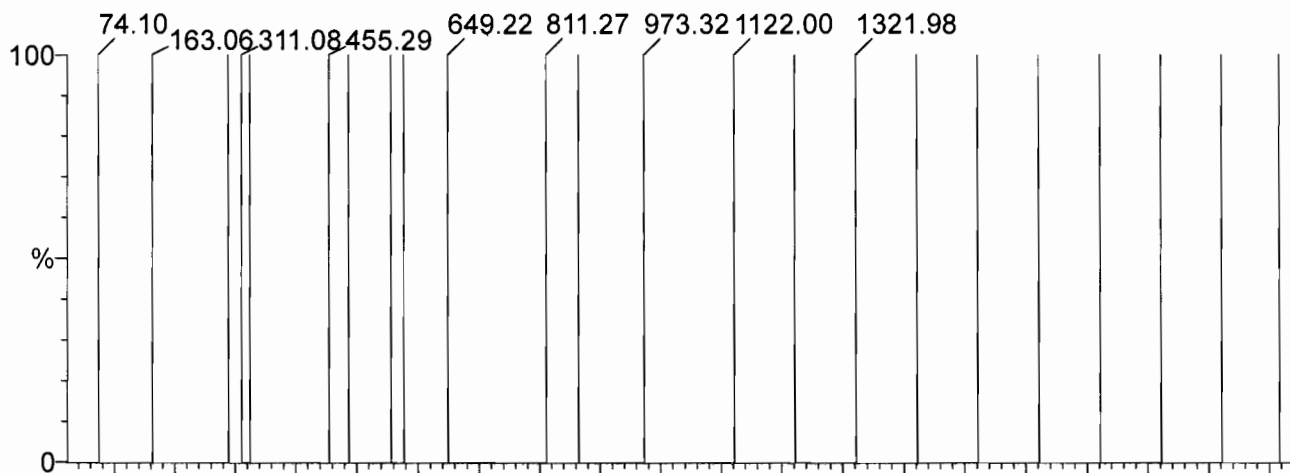
Data file: SCNMS2 - Calibrated

23 matches of 23 tested references



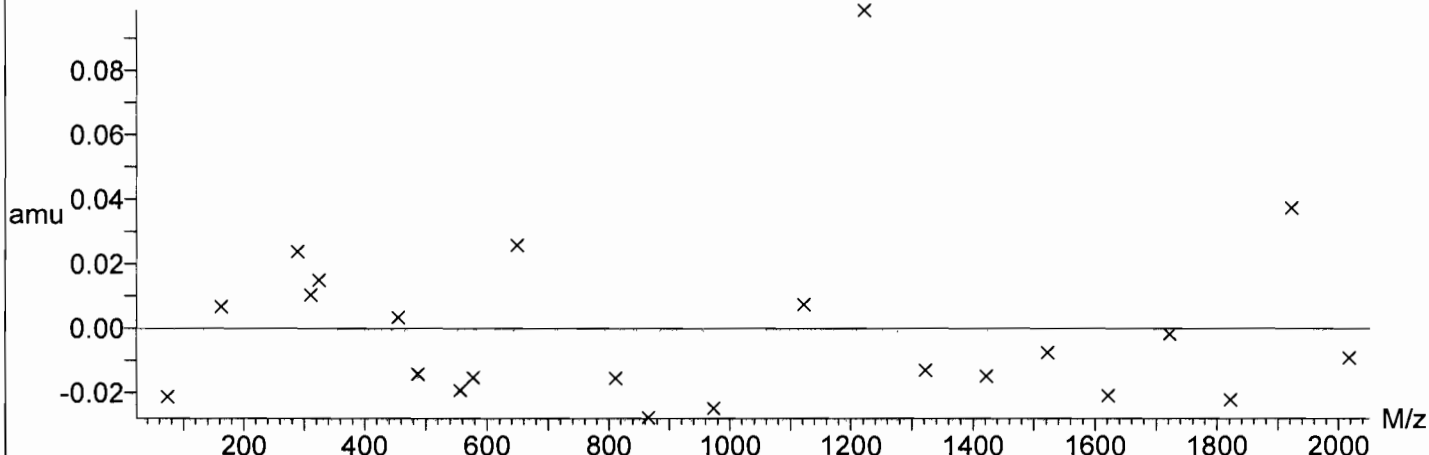
Reference: c:\masslynx\ref\ESI Calibration TQ ResCal.ref

Mean residual = 0.0198 amu



Residual Polynomial order = 4

RMS residual = 0.0273 amu



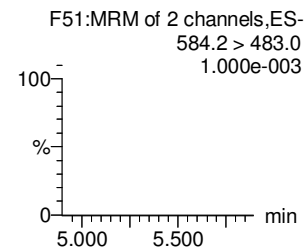
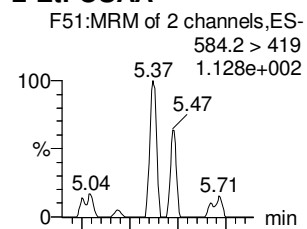
Dataset: Untitled

Last Altered: Saturday, May 26, 2018 14:47:37 Pacific Daylight Time

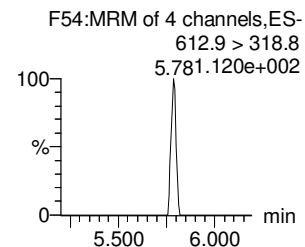
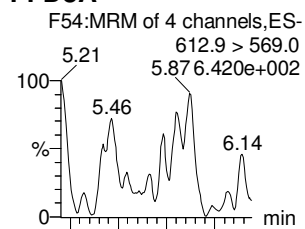
Printed: Saturday, May 26, 2018 14:48:10 Pacific Daylight Time

Name: 180525M1_12, Date: 25-May-2018, Time: 16:47:21, ID: IPA, Description: IPA

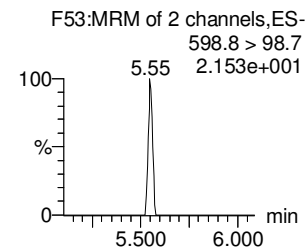
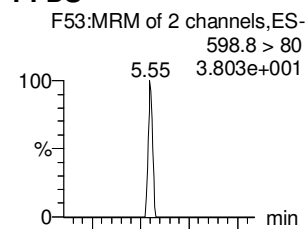
L-EtFOSAA



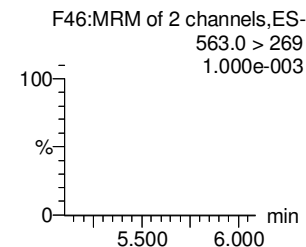
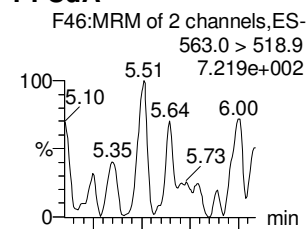
PFDoA



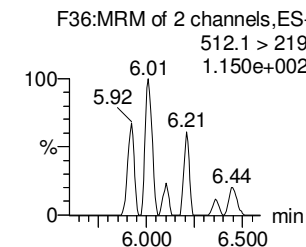
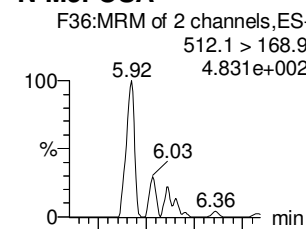
PFDS



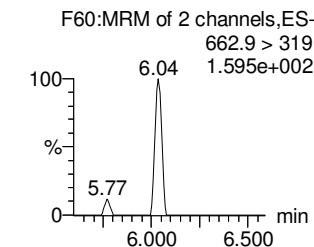
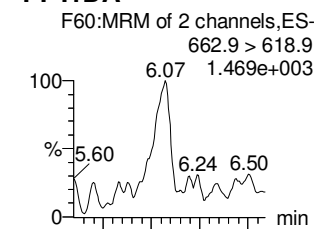
PFUdA



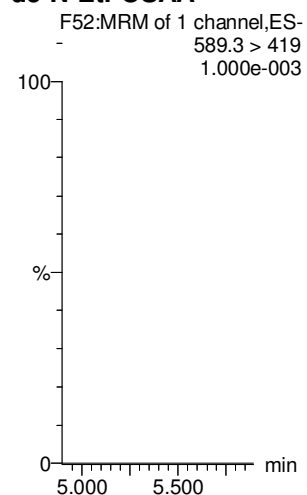
N-MeFOSA



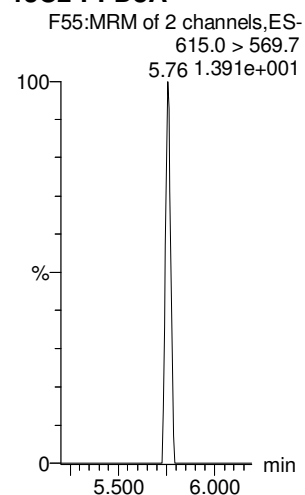
PFTrDA



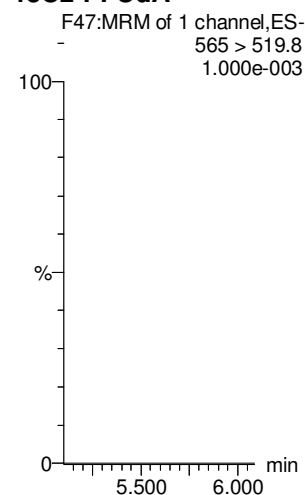
d5-N-EtFOSAA



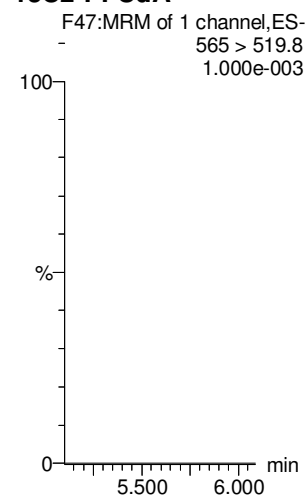
13C2-PFDoA



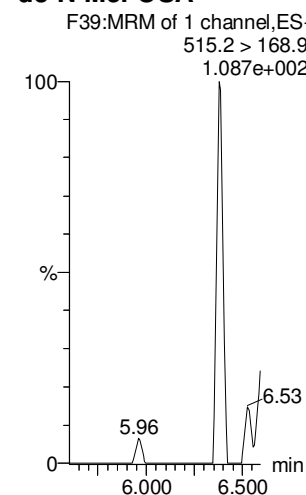
13C2-PFUdA



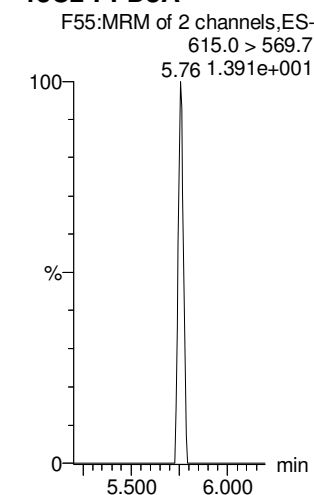
13C2-PFUdA



d3-N-MeFOSA



13C2-PFDoA



Dataset: Untitled

Last Altered: Saturday, May 26, 2018 14:47:37 Pacific Daylight Time

Printed: Saturday, May 26, 2018 14:48:10 Pacific Daylight Time

Name: 180525M1_12, Date: 25-May-2018, Time: 16:47:21, ID: IPA, Description: IPA

PFTeDA

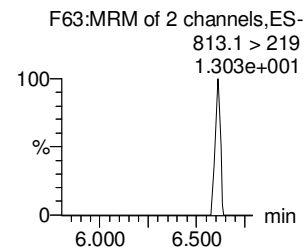
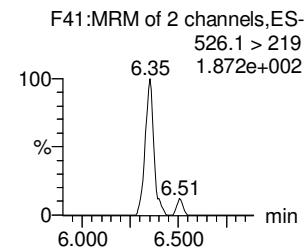
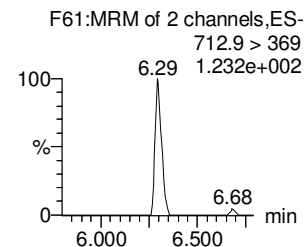
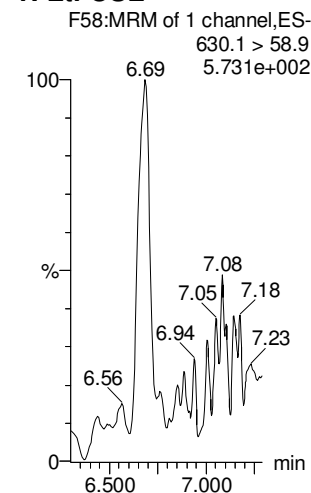
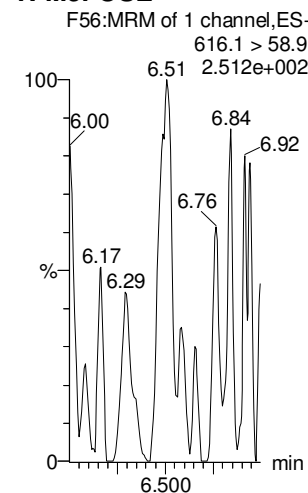
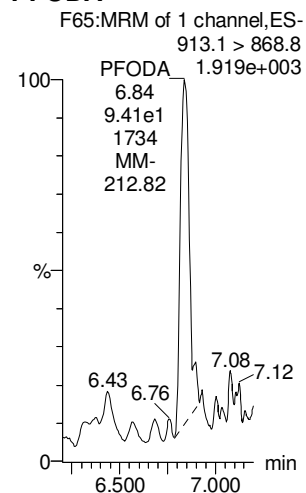
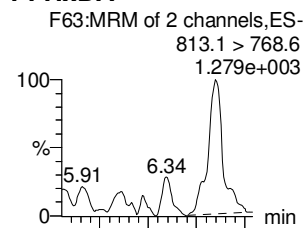
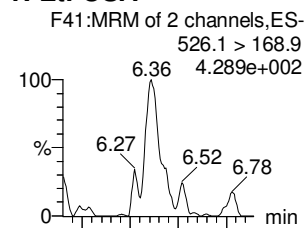
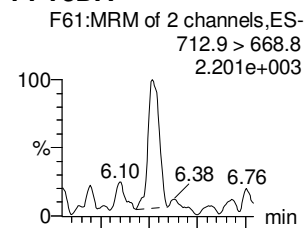
N-EtFOSA

PFHxDA

PFODA

N-MeFOSE

N-EtFOSE



13C2-PFTeDA

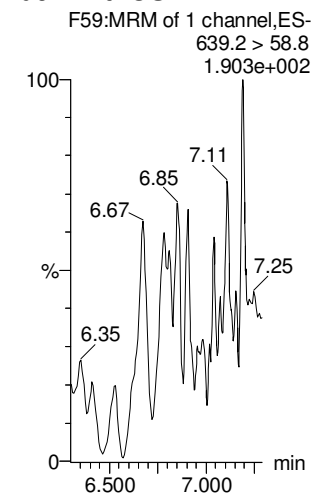
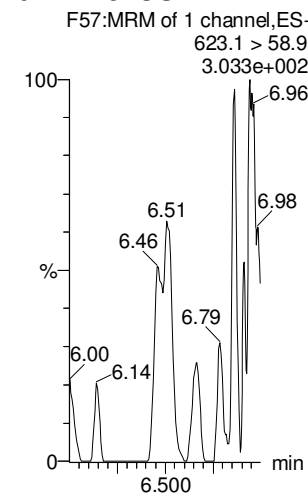
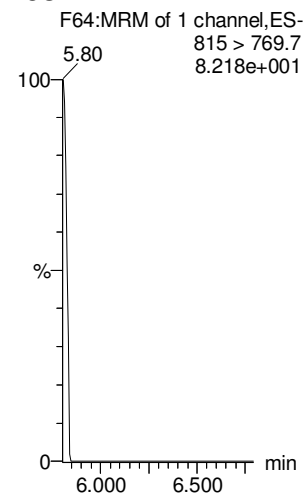
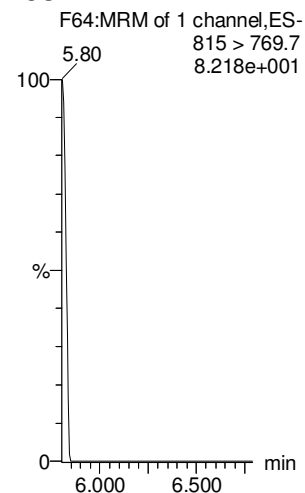
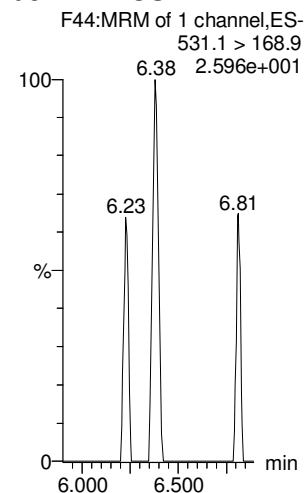
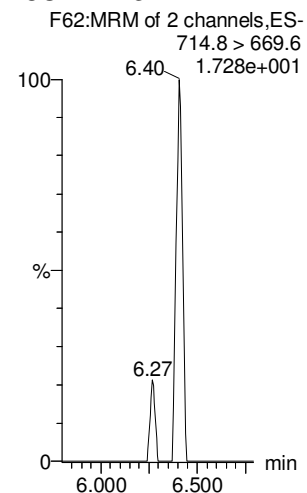
d5-N-ETFOSA

13C2-PFHxDA

13C2-PFHxDA

d7-N-MeFOSE

d9-N-EtFOSE



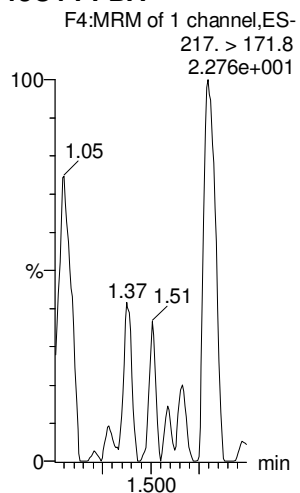
Dataset: Untitled

Last Altered: Saturday, May 26, 2018 14:47:37 Pacific Daylight Time

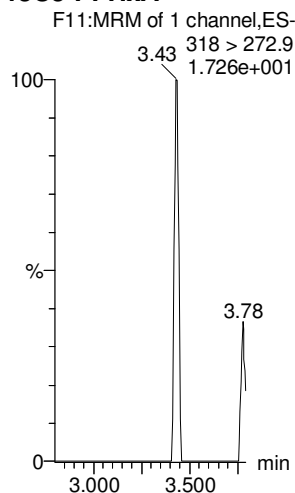
Printed: Saturday, May 26, 2018 14:48:10 Pacific Daylight Time

Name: 180525M1_12, Date: 25-May-2018, Time: 16:47:21, ID: IPA, Description: IPA

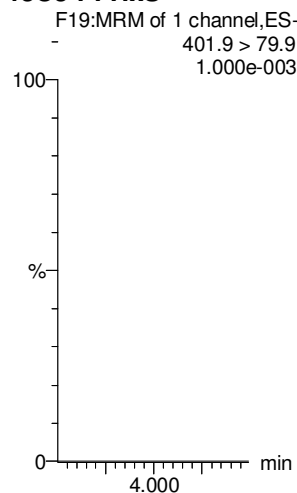
13C4-PFBA



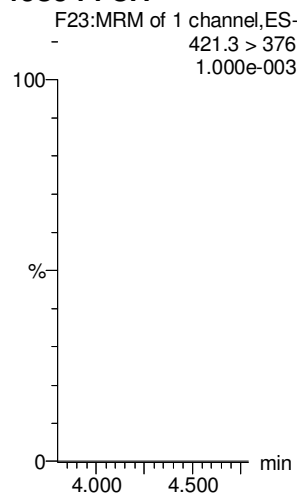
13C5-PFHxA



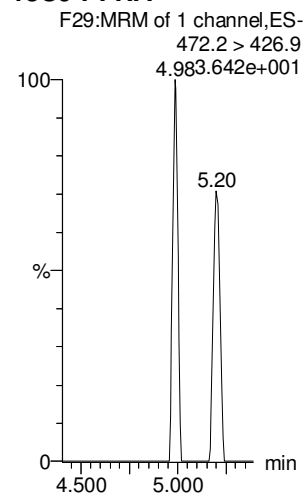
13C3-PFHxS



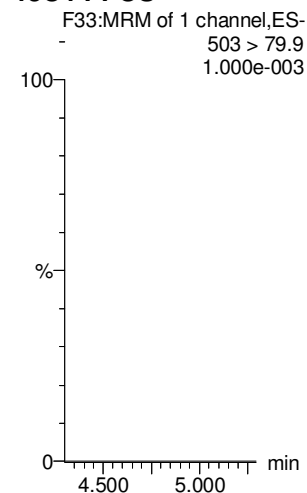
13C8-PFOA



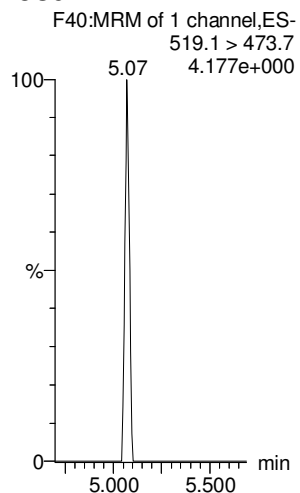
13C9-PFNA



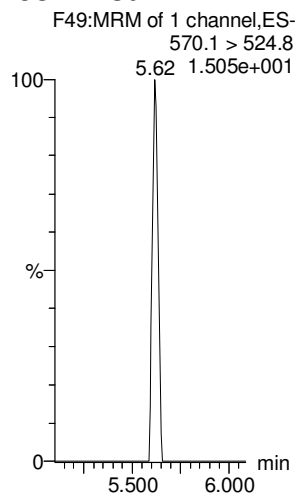
13C4-PFOS



13C6-PFDA



13C7-PFUdA



Printed: Fri May 25 13:59:18 2018


Data file: FASTMS2 - Calibrated

23 matches of 23 tested references



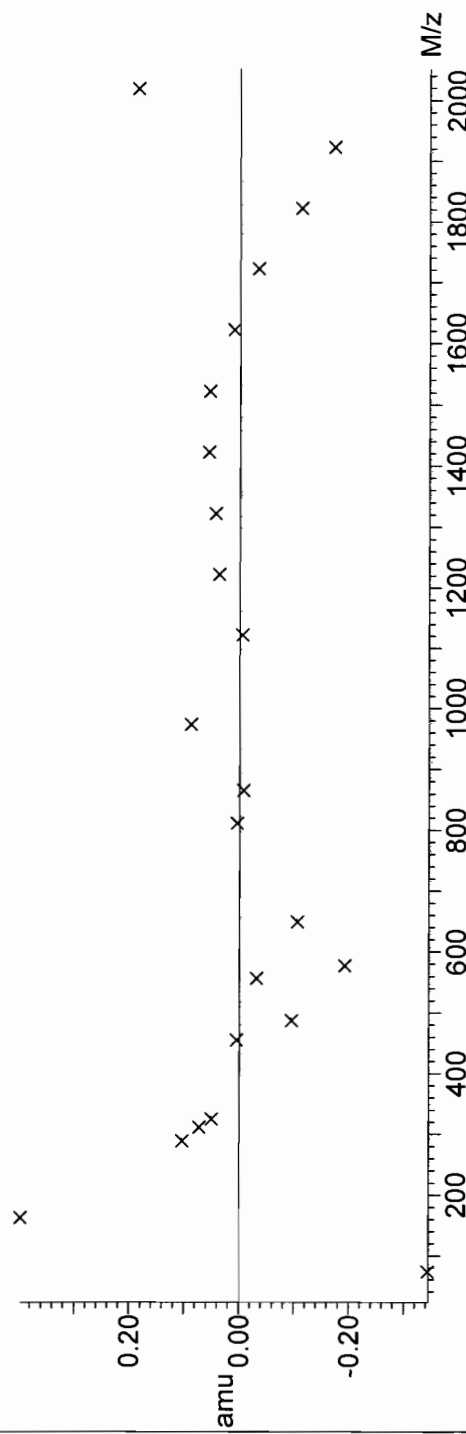
Reference: c:\masslynx\ref\ESI Calibration TQ ResCal.ref

Mean residual = 0.0958 amu



Residual Polynomial order = 4

RMS residual = 0.139 amu



Analytical Standard Record

Vista Analytical Laboratory

18B2203

Parent Standards used in this standard:

Standard	Description	Prepared	Prepared By	Expires	(mls)
18A2908	13C2-PFHxA	29-Jan-18	** Vendor **	27-Sep-22	0.3
18B1502	13C2-4:2 FTS	15-Feb-18	** Vendor **	01-Sep-22	0.802
18B1503	13C2-6:2 FTS	15-Feb-18	** Vendor **	17-Feb-22	0.787
18B1504	13C2-8:2 FTS	15-Feb-18	** Vendor **	24-Jan-23	0.783
18B1505	13C3-PFBA	15-Feb-18	** Vendor **	27-May-21	0.75
18B1506	13C2-PFDA	15-Feb-18	** Vendor **	13-Jul-22	0.75
18B1507	13C2-PFUdA	15-Feb-18	** Vendor **	11-Nov-21	0.75
18B1508	13C2-PFTeDA	15-Feb-18	** Vendor **	30-Nov-22	0.75
18B1509	13C5-PFNA	15-Feb-18	** Vendor **	14-Dec-22	0.75
18B1510	13C2-PFDoA	15-Feb-18	** Vendor **	23-May-22	0.75
18B1511	13C4-PFHpA	15-Feb-18	** Vendor **	03-May-22	0.75
18B1512	13C2-PFOA	15-Feb-18	** Vendor **	26-Oct-22	0.75
18B1513	13C3-PFPeA	15-Feb-18	** Vendor **	20-Apr-22	0.75
18B1514	13C2-PFHxDA	15-Feb-18	** Vendor **	13-Jul-22	0.3
18B1515	d3-N-Me-FOSAA	15-Feb-18	** Vendor **	08-Nov-19	0.75
18B1516	d5-N-EtFOSAA	15-Feb-18	** Vendor **	08-Nov-22	0.75
18B1517	13C3-PFBS	15-Feb-18	** Vendor **	24-May-22	0.807
18B1518	18O2-PFHxS	15-Feb-18	** Vendor **	17-Feb-22	0.793
18B1520	13C8-PFOS	15-Feb-18	** Vendor **	08-Nov-22	0.787
18B1525	13C8-FOSA-I	15-Feb-18	** Vendor **	11-Oct-22	0.75

Description:	PFC - IS	Expires:	24-Feb-20
Standard Type:	Reagent	Prepared:	24-Feb-18
Solvent:	MeOH	Prepared By:	Giana R. Bilotta
Final Volume (mls):	30	Department:	LCMS
Vials:	1	Last Edit:	24-Feb-18 09:23 by GRB

Analyte	CAS Number	Concentration	Units
13C3-PFBA		1.25	ug/mL
13C2-6:2 FTS		1.25	ug/mL
13C2-8:2 FTS		1.25	ug/mL
13C2-PFDA		1.25	ug/mL
13C2-PFDoA		1.25	ug/mL
13C2-PFHxA		0.5	ug/mL
13C2-PFHxDA		0.5	ug/mL
13C2-PFOA		1.25	ug/mL
13C2-4:2 FTS		1.25	ug/mL
13C2-PFUdA		1.25	ug/mL
d5-EtFOSAA		1.25	ug/mL
13C3-PFBS		1.25	ug/mL
13C3-PFPeA		1.25	ug/mL

Analytical Standard Record

Vista Analytical Laboratory

18B2203

Description:	PFC - IS	Expires:	24-Feb-20
Standard Type:	Reagent	Prepared:	24-Feb-18
Solvent:	MeOH	Prepared By:	Giana R. Bilotta
Final Volume (mls):	30	Department:	LCMS
Vials:	1	Last Edit:	24-Feb-18 09:23 by GRB

Analyte	CAS Number	Concentration	Units
13C4-PFHpA		1.25	ug/mL
13C5-PFNA		1.25	ug/mL
13C8-PFOS		1.25	ug/mL
13C8-PFOA		1.25	ug/mL
18O2-PFHxS		1.25	ug/mL
d3-MeFOSAA		1.25	ug/mL
13C2-PFTeDA		1.25	ug/mL

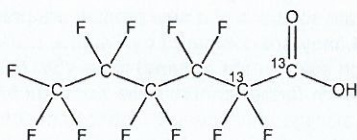
18A2908



WELLINGTON LABORATORIES

CERTIFICATE OF ANALYSIS DOCUMENTATION

PRODUCT CODE: MPFHxA **LOT NUMBER:** MPFHxA1017
COMPOUND: Perfluoro-n-[1,2-¹³C₂]hexanoic acid
STRUCTURE: **CAS #:** Not available



MOLECULAR FORMULA: ¹³C₂¹²C₄HF₁₁O₂ **MOLECULAR WEIGHT:** 316.04
CONCENTRATION: 50 ± 2.5 µg/ml **SOLVENT(S):** Methanol
 Water (<1%)
CHEMICAL PURITY: >98% **ISOTOPIC PURITY:** ≥99%¹³C
 (1,2-¹³C₂)
LAST TESTED: (mm/dd/yyyy) 10/27/2017
EXPIRY DATE: (mm/dd/yyyy) 10/27/2022
RECOMMENDED STORAGE: Store ampoule in a cool, dark place

DOCUMENTATION/ DATA ATTACHED:

Figure 1: LC/MS Data (TIC and Mass Spectrum)
 Figure 2: LC/MS/MS Data (Selected MRM Transitions)

ADDITIONAL INFORMATION:

- See page 2 for further details.
- Contains 4 mole eq. of NaOH to prevent conversion of the carboxylic acid to the methyl ester.
- Contains < 0.1% of perfluoro-n-hexanoic acid and < 0.3% of perfluoro-n-octanoic acid.

FOR LABORATORY USE ONLY: NOT FOR HUMAN OR DRUG USE

Certified By: 
 B.G. Chittim, General Manager

Date: 10/30/2017
 (mm/dd/yyyy)

Wellington Laboratories Inc., 345 Southgate Dr. Guelph ON N1G 3M5 CANADA
 519-822-2436 • Fax: 519-822-2849 • info@well-labs.com

18A2908

INTENDED USE:

The products prepared by Wellington Laboratories Inc. are for laboratory use only. This certified reference material (CRM) was designed to be used as a standard for the identification and/or quantification of the specific chemical compound it contains.

HAZARDS:

This product should only be used by qualified personnel familiar with its potential hazards and trained in the handling of hazardous chemicals. Due care should be exercised to prevent unnecessary human contact or ingestion. All procedures should be carried out in a well-functioning fume hood and suitable gloves, eye protection, and clothing should be worn at all times. Waste should be disposed of according to national and regional regulations. Safety Data Sheets (SDSs) are available upon request.

SYNTHESIS / CHARACTERIZATION:

Where possible, all of our products are synthesized using single-product unambiguous routes. They are then characterized, and their structures and purities confirmed, using a combination of the most relevant techniques, such as NMR, GC/MS, LC/MS/MS, SFC/UV/MS/MS, x-ray crystallography, and melting point. Isotopic purities of mass-labelled compounds are also confirmed using HRGC/HRMS and/or LC/MS/MS.

HOMOGENEITY:

Prior to solution preparation, crystalline material is tested for homogeneity using a variety of techniques (as stated above) and its solubility in a given diluent is taken into consideration. Duplicate solutions of a new product are prepared from the same crystalline lot and, after the addition of an appropriate internal standard, they are compared by GC/MS, LC/MS/MS and/or SFC/UV/MS/MS. The relative response factors of the analyte of interest in each solution are required to be <5% RSD. New solution lots of existing products are compared to older lots in the same manner, which further confirms the homogeneity of the crystalline material as well as the stability and homogeneity of the solutions in the storage containers. In order to maintain the integrity of the assigned value(s), and associated uncertainty, the dilution or injection of a subsample of this product should be performed using calibrated measuring equipment.

UNCERTAINTY:

The maximum combined relative standard uncertainty of our reference standard solutions is calculated using the following equation:

The combined relative standard uncertainty, $u_c(y)$, of a value y and the uncertainty of the independent parameters x_1, x_2, \dots, x_n on which it depends is:

$$u_c(y(x_1, x_2, \dots, x_n)) = \sqrt{\sum_{i=1}^n u(y, x_i)^2}$$

where x is expressed as a relative standard uncertainty of the individual parameter.

The individual uncertainties taken into account include those associated with weights (calibration of the balance) and volumes (calibration of the volumetric glassware). An expanded maximum combined percent relative uncertainty of $\pm 5\%$ (calculated with a coverage factor of 2 and a level of confidence of 95%) is stated on the Certificate of Analysis for all of our products.

TRACEABILITY:

All reference standard solutions are traceable to specific crystalline lots. The microbalances used for solution preparation are regularly tested by an external ISO/IEC 17025 accredited calibration company. In addition, their calibration is verified prior to each weighing using calibrated NIST and/or NRC traceable external weights. All volumetric glassware used is calibrated, of Class A tolerance, and has been tested according to the appropriate ASTM procedures, which are ultimately traceable to NIST. For certain products, traceability to international interlaboratory studies has also been established.

EXPIRY DATE / PERIOD OF VALIDITY:

Ongoing stability studies of this product have demonstrated stability in its composition and concentration, until the specified expiry date, in the unopened ampoule. Monitoring for any degradation or change in concentration of the listed analyte(s) is performed on a routine basis.

LIMITED WARRANTY:

At the time of shipment, all products are warranted to be free of defects in material and workmanship and to conform to the stated technical and purity specifications.

QUALITY MANAGEMENT:

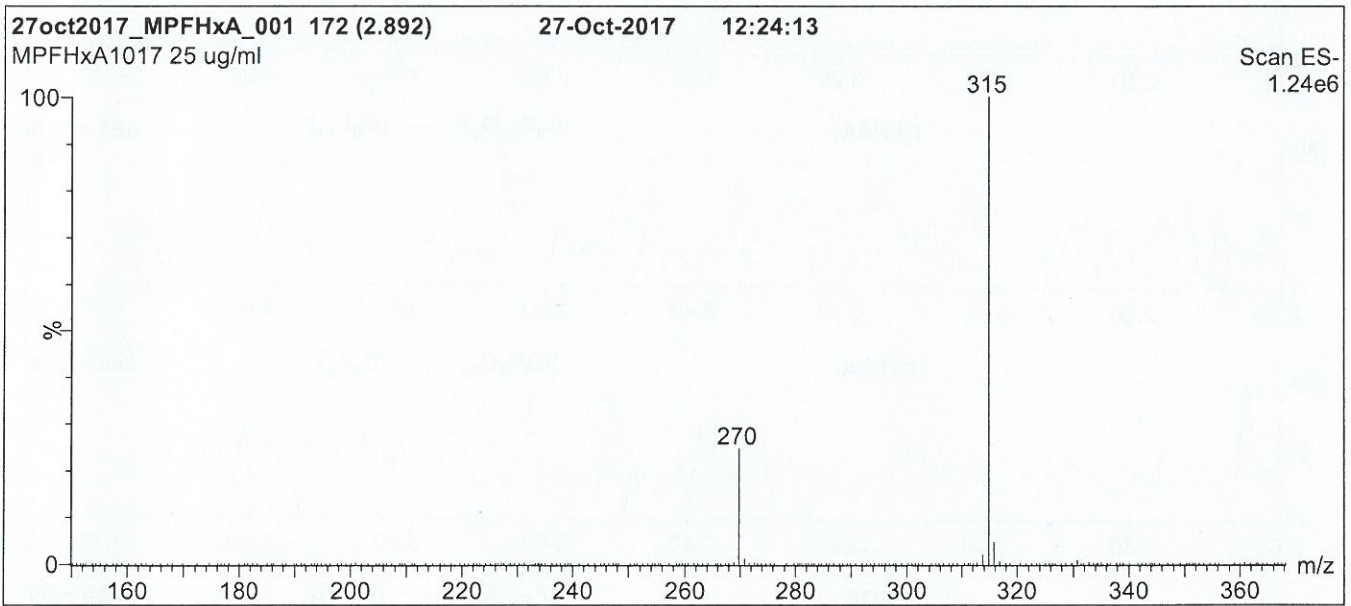
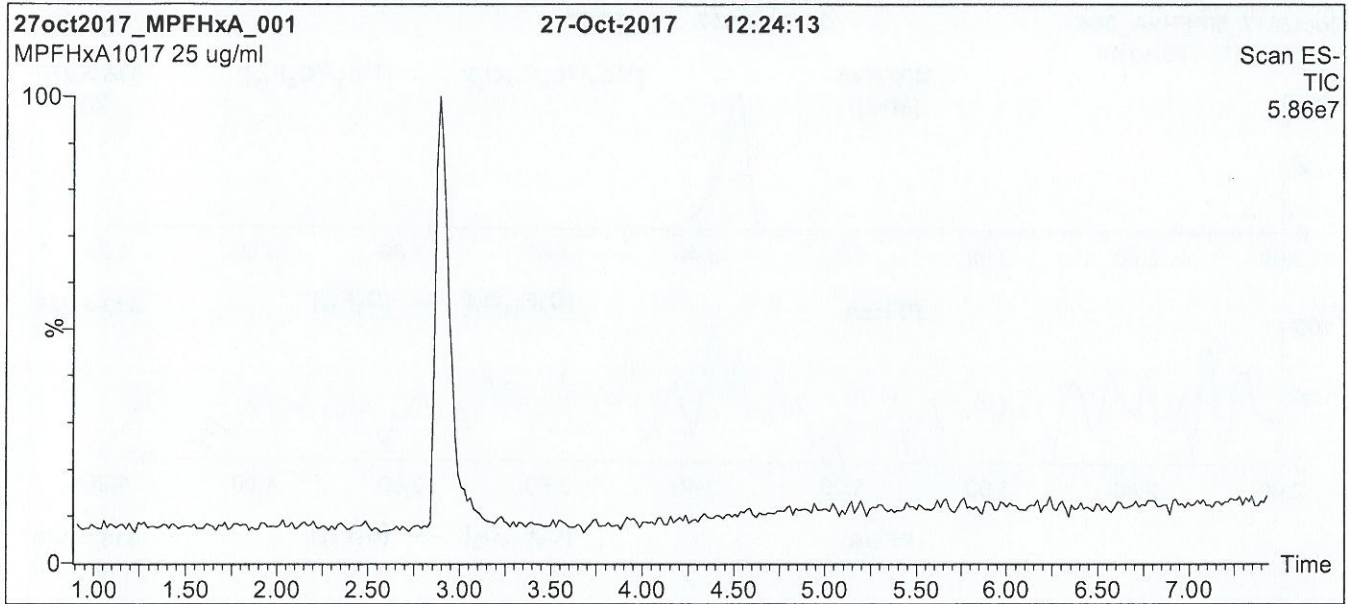
This product was produced using a Quality Management System registered to the latest versions of ISO 9001 by SAI Global, ISO/IEC 17025 by the Canadian Association for Laboratory Accreditation Inc. (CALA; A 1226), and ISO GUIDE 34 by ANSI-ASQ National Accreditation Board (ANAB; AR-1523).



For additional information or assistance concerning this or any other products from Wellington Laboratories Inc., please visit our website at www.well-labs.com or contact us directly at info@well-labs.com

18A2908

Figure 1: MPFHxA; LC/MS Data (TIC and Mass Spectrum)



Conditions for Figure 1:

LC: Waters Acquity Ultra Performance LC
MS: Micromass Quattro *micro* API MS

Chromatographic Conditions

Column: Acquity UPLC BEH Shield RP₁₈
1.7 μ m, 2.1 x 100 mm

Mobile phase: Gradient
Start: 40% (80:20 MeOH:ACN) / 60% H₂O
(both with 10 mM NH₄OAc buffer)
Ramp to 90% organic over 7 min and hold for 2 min
before returning to initial conditions over 0.5 min.
Time: 10 min

Flow: 300 μ l/min

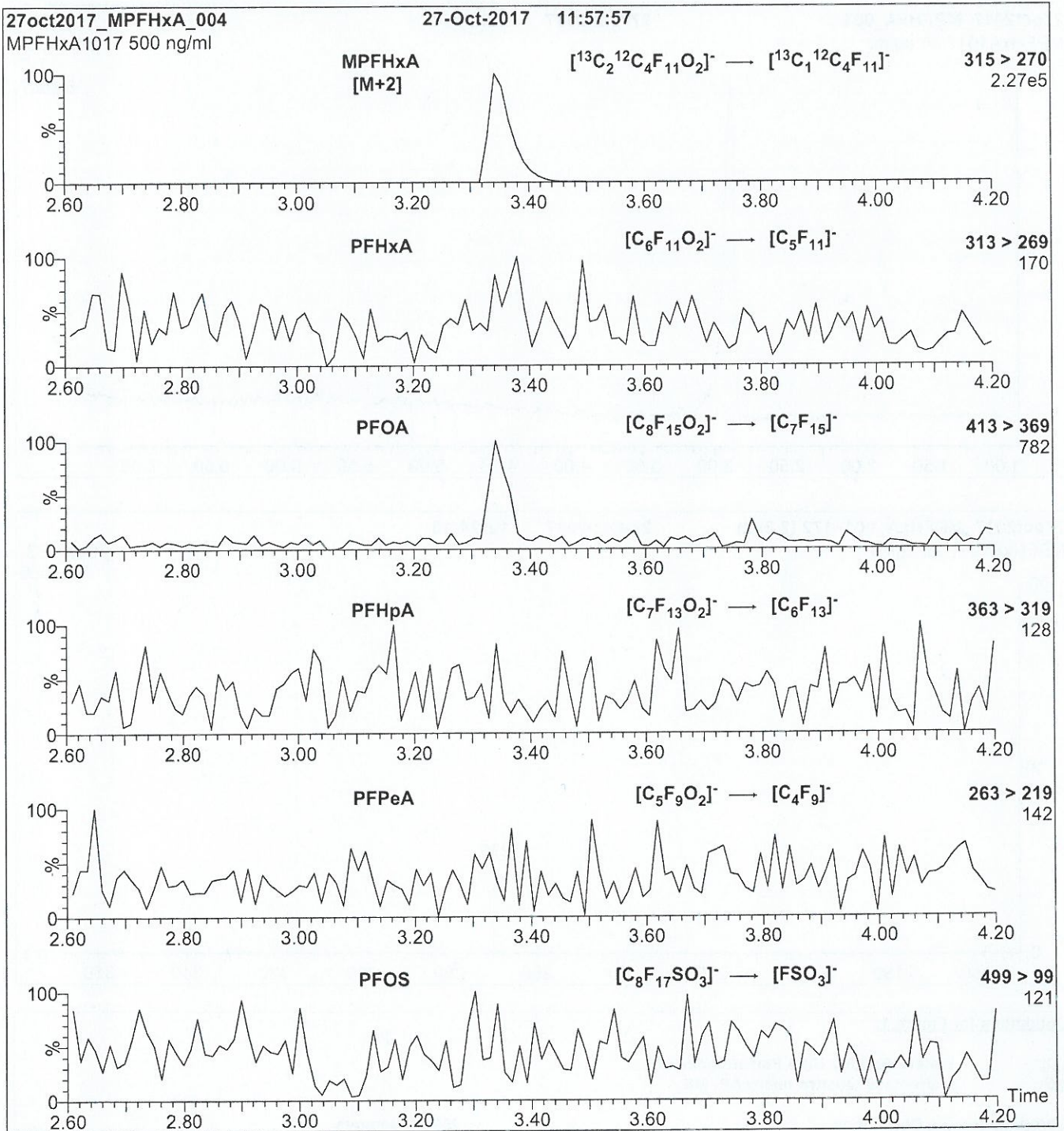
MS Parameters

Experiment: Full Scan (150 - 850 amu)

Source: Electrospray (negative)
Capillary Voltage (kV) = 2.00
Cone Voltage (V) = 15.00
Cone Gas Flow (l/hr) = 100
Desolvation Gas Flow (l/hr) = 750

18A2908

Figure 2: MPFHxA; LC/MS/MS Data (Selected MRM Transitions)



Conditions for Figure 2:

Injection: Direct loop injection
10 μl (500 ng/ml MPFHxA)

Mobile phase: Isocratic 80% (80:20 MeOH:ACN) / 20% H_2O
(both with 10 mM NH_4OAc buffer)

Flow: 300 $\mu\text{l}/\text{min}$

MS Parameters

Collision Gas (mbar) = 3.58e-3
Collision Energy (eV) = 10

18B1502

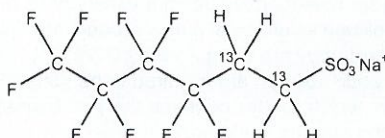


WELLINGTON LABORATORIES

CERTIFICATE OF ANALYSIS DOCUMENTATION

PRODUCT CODE: M2-4:2FTS **LOT NUMBER:** M242FTS0817
COMPOUND: Sodium 1H,1H,2H,2H-perfluoro-[1,2-¹³C₂]hexane sulfonate

STRUCTURE: **CAS #:** Not available



MOLECULAR FORMULA: ¹³C₂¹²C₄H₄F₉SO₃Na **MOLECULAR WEIGHT:** 352.12
CONCENTRATION: 50.0 ± 2.5 µg/ml (Na salt) **SOLVENT(S):** Methanol
 46.7 ± 2.3 µg/ml (M2-4:2FTS anion)
CHEMICAL PURITY: >98% **ISOTOPIC PURITY:** ≥99% ¹³C
LAST TESTED: (mm/dd/yyyy) 09/01/2017 (1,2-¹³C₂)
EXPIRY DATE: (mm/dd/yyyy) 09/01/2022
RECOMMENDED STORAGE: Refrigerate ampoule

DOCUMENTATION/ DATA ATTACHED:

Figure 1: LC/MS Data (TIC and Mass Spectrum)
 Figure 2: LC/MS/MS Data (Selected MRM Transitions)

ADDITIONAL INFORMATION:

- See page 2 for further details.
- The native 4:2FTS contains 4.22% of ³⁴S (due to natural isotopic abundance) therefore both native 4:2FTS and M2-4:2FTS will produce signals in the m/z 329 to m/z 309 channel during SRM analysis. We recommend using the m/z 329 to m/z 81 transition to monitor for M2-4:2FTS during quantitative analysis as it will be free of any native contribution (see Figure 2).

FOR LABORATORY USE ONLY: NOT FOR HUMAN OR DRUG USE

Certified By: 
 B.G. Chittim, General Manager

Date: 09/29/2017
 (mm/dd/yyyy)

Wellington Laboratories Inc., 345 Southgate Dr. Guelph ON N1G 3M5 CANADA
 519-822-2436 • Fax: 519-822-2849 • info@well-labs.com

18B1502

INTENDED USE:

The products prepared by Wellington Laboratories Inc. are for laboratory use only. This certified reference material (CRM) was designed to be used as a standard for the identification and/or quantification of the specific chemical compound it contains.

HAZARDS:

This product should only be used by qualified personnel familiar with its potential hazards and trained in the handling of hazardous chemicals. Due care should be exercised to prevent unnecessary human contact or ingestion. All procedures should be carried out in a well-functioning fume hood and suitable gloves, eye protection, and clothing should be worn at all times. Waste should be disposed of according to national and regional regulations. Safety Data Sheets (SDSs) are available upon request.

SYNTHESIS / CHARACTERIZATION:

Where possible, all of our products are synthesized using single-product unambiguous routes. They are then characterized, and their structures and purities confirmed, using a combination of the most relevant techniques, such as NMR, GC/MS, LC/MS/MS, SFC/UV/MS/MS, x-ray crystallography, and melting point. Isotopic purities of mass-labelled compounds are also confirmed using HRGC/HRMS and/or LC/MS/MS.

HOMOGENEITY:

Prior to solution preparation, crystalline material is tested for homogeneity using a variety of techniques (as stated above) and its solubility in a given diluent is taken into consideration. Duplicate solutions of a new product are prepared from the same crystalline lot and, after the addition of an appropriate internal standard, they are compared by GC/MS, LC/MS/MS and/or SFC/UV/MS/MS. The relative response factors of the analyte of interest in each solution are required to be <5% RSD. New solution lots of existing products are compared to older lots in the same manner, which further confirms the homogeneity of the crystalline material as well as the stability and homogeneity of the solutions in the storage containers. In order to maintain the integrity of the assigned value(s), and associated uncertainty, the dilution or injection of a subsample of this product should be performed using calibrated measuring equipment.

UNCERTAINTY:

The maximum combined relative standard uncertainty of our reference standard solutions is calculated using the following equation:

The combined relative standard uncertainty, $u_c(y)$, of a value y and the uncertainty of the independent parameters x_1, x_2, \dots, x_n on which it depends is:

$$u_c(y(x_1, x_2, \dots, x_n)) = \sqrt{\sum_{i=1}^n u(y, x_i)^2}$$

where x is expressed as a relative standard uncertainty of the individual parameter.

The individual uncertainties taken into account include those associated with weights (calibration of the balance) and volumes (calibration of the volumetric glassware). An expanded maximum combined percent relative uncertainty of $\pm 5\%$ (calculated with a coverage factor of 2 and a level of confidence of 95%) is stated on the Certificate of Analysis for all of our products.

TRACEABILITY:

All reference standard solutions are traceable to specific crystalline lots. The microbalances used for solution preparation are regularly tested by an external ISO/IEC 17025 accredited calibration company. In addition, their calibration is verified prior to each weighing using calibrated NIST and/or NRC traceable external weights. All volumetric glassware used is calibrated, of Class A tolerance, and has been tested according to the appropriate ASTM procedures, which are ultimately traceable to NIST. For certain products, traceability to international interlaboratory studies has also been established.

EXPIRY DATE / PERIOD OF VALIDITY:

Ongoing stability studies of this product have demonstrated stability in its composition and concentration, until the specified expiry date, in the unopened ampoule. Monitoring for any degradation or change in concentration of the listed analyte(s) is performed on a routine basis.

LIMITED WARRANTY:

At the time of shipment, all products are warranted to be free of defects in material and workmanship and to conform to the stated technical and purity specifications.

QUALITY MANAGEMENT:

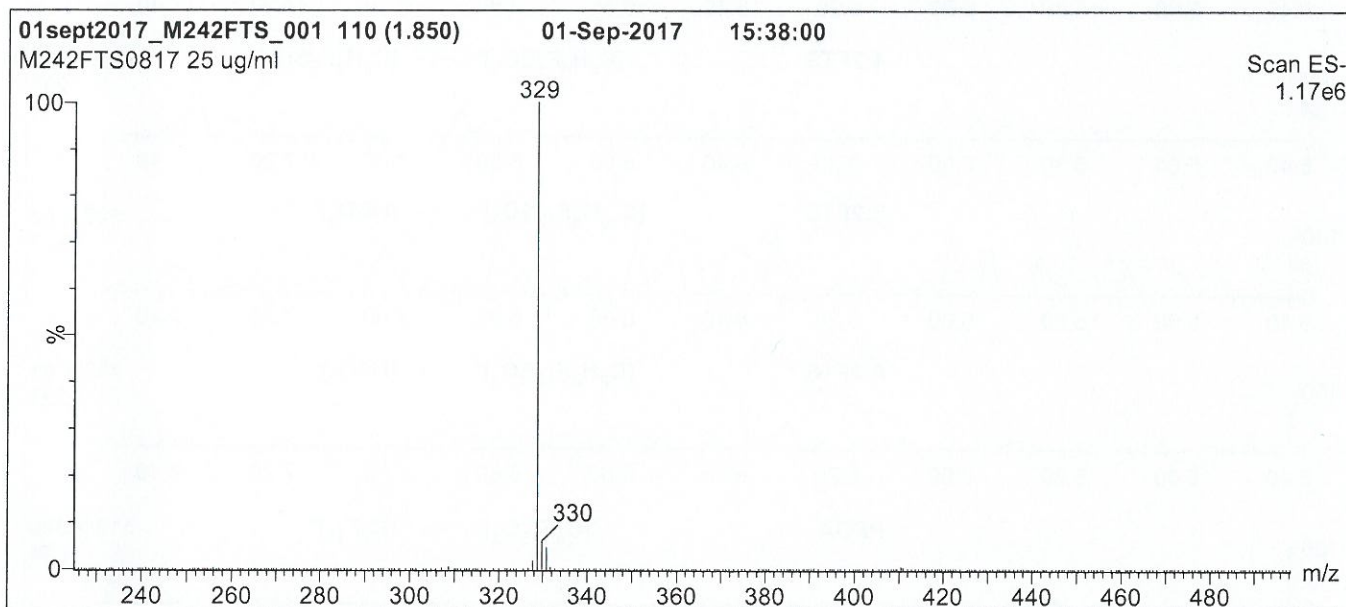
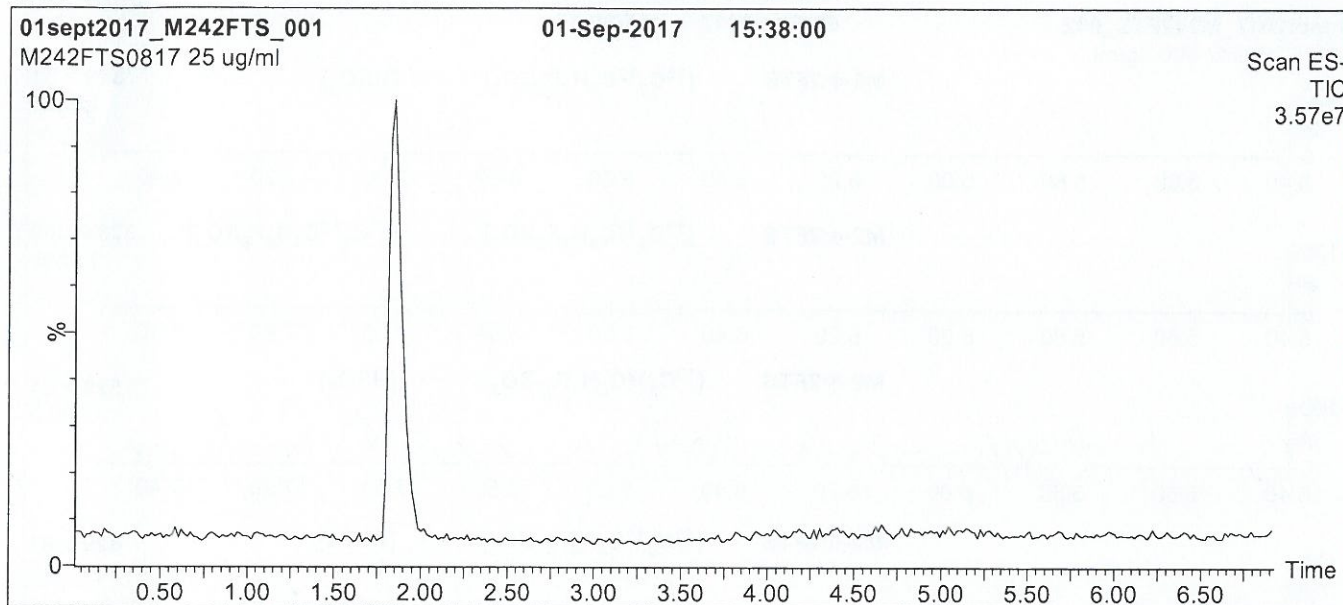
This product was produced using a Quality Management System registered to the latest versions of ISO 9001 by SAI Global, ISO/IEC 17025 by the Canadian Association for Laboratory Accreditation Inc. (CALA; A 1226), and ISO GUIDE 34 by ANSI-ASQ National Accreditation Board (ANAB; AR-1523).



For additional information or assistance concerning this or any other products from Wellington Laboratories Inc., please visit our website at www.well-labs.com or contact us directly at info@well-labs.com

18B1502

Figure 1: M2-4:2FTS; LC/MS Data (TIC and Mass Spectrum)



Conditions for Figure 1:

LC: Waters Acquity Ultra Performance LC
MS: Micromass Quattro *micro* API MS

Chromatographic Conditions

Column: Acquity UPLC BEH Shield RP₁₈
1.7 μ m, 2.1 x 100 mm

Mobile phase: Gradient
Start: 50% (80:20 MeOH:ACN) / 50% H₂O
(both with 10 mM NH₄OAc buffer)
Ramp to 90% organic over 8 min
and hold for 1 min before returning
to initial conditions in 0.5 min.
Time: 10 min

Flow: 300 μ l/min

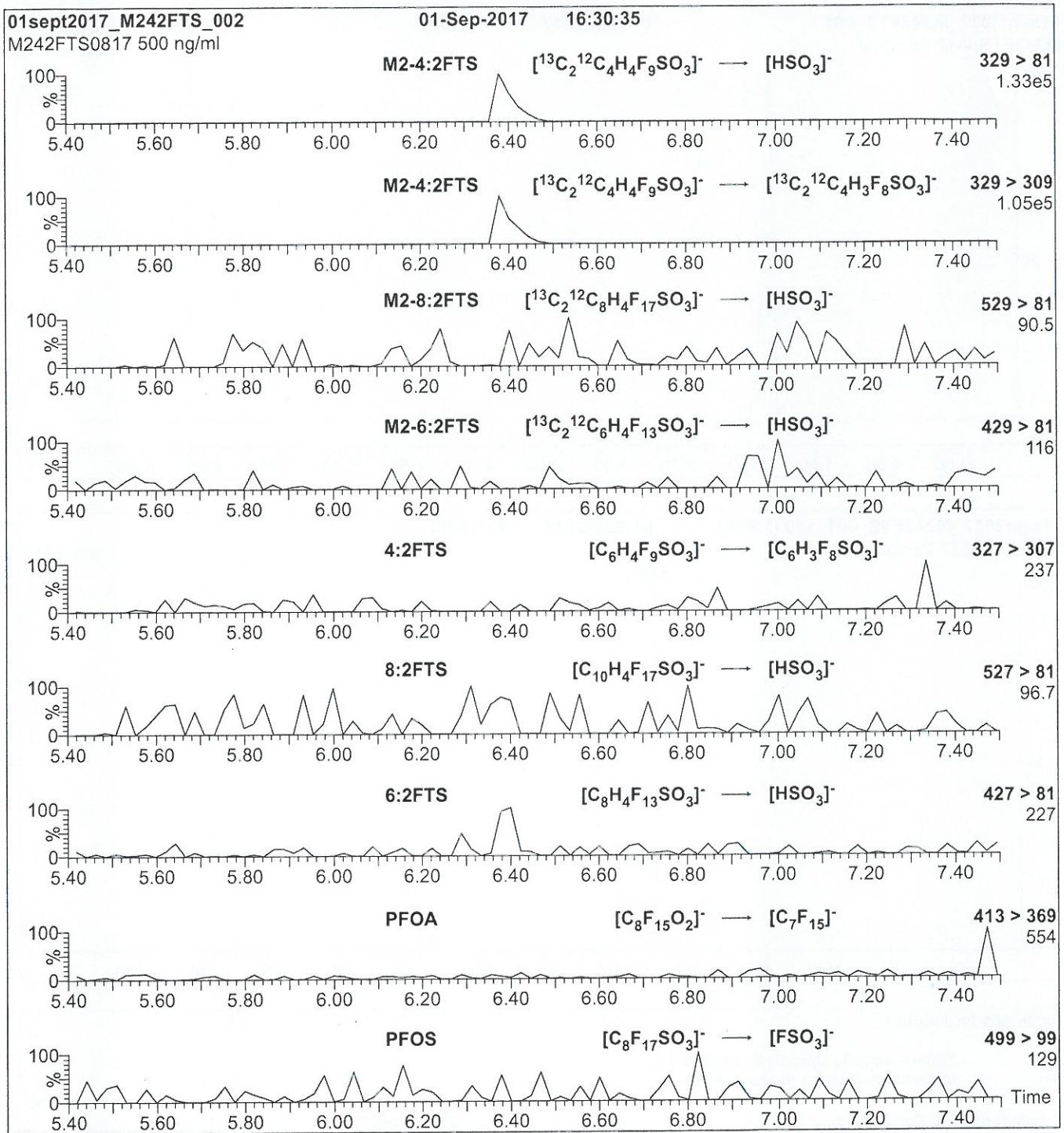
MS Parameters

Experiment: Full Scan (225 - 850 amu)

Source: Electrospray (negative)
Capillary Voltage (kV) = 3.00
Cone Voltage (V) = 25.00
Cone Gas Flow (l/hr) = 100
Desolvation Gas Flow (l/hr) = 750

18B1502

Figure 2: M2-4:2FTS; LC/MS/MS Data (Selected MRM Transitions)



Conditions for Figure 2:

Injection: Direct loop injection
10 μl (500 ng/ml M2-4:2FTS)

Mobile phase: Isocratic 80% (80:20 MeOH:ACN) / 20% H_2O
(both with 10 mM NH_4OAc buffer)

Flow: 300 $\mu\text{l}/\text{min}$

MS Parameters

Collision Gas (mbar) = 3.28e-3
Collision Energy (eV) = 25

18B1503

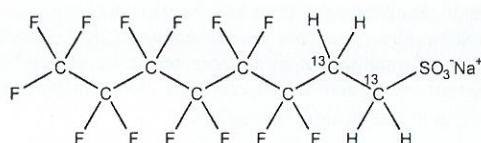


WELLINGTON LABORATORIES

CERTIFICATE OF ANALYSIS DOCUMENTATION

PRODUCT CODE: M2-6:2FTS **LOT NUMBER:** M262FTS0217
COMPOUND: Sodium 1H,1H,2H,2H-perfluoro-[1,2-¹³C₂]octane sulfonate

STRUCTURE: **CAS #:** Not available



MOLECULAR FORMULA: ¹³C₂¹²C₆H₄F₁₃SO₃Na **MOLECULAR WEIGHT:** 452.13
CONCENTRATION: 50.0 ± 2.5 µg/ml (Na salt) **SOLVENT(S):** Methanol
 47.5 ± 2.4 µg/ml (M2-6:2FTS anion)
CHEMICAL PURITY: >98% **ISOTOPIC PURITY:** ≥99% ¹³C
LAST TESTED: (mm/dd/yyyy) 02/17/2017 (1,2-¹³C₂)
EXPIRY DATE: (mm/dd/yyyy) 02/17/2022
RECOMMENDED STORAGE: Refrigerate ampoule

DOCUMENTATION/ DATA ATTACHED:

Figure 1: LC/MS Data (TIC and Mass Spectrum)
 Figure 2: LC/MS/MS Data (Selected MRM Transitions)

ADDITIONAL INFORMATION:

- See page 2 for further details.
- The native 6:2FTS contains 4.22% of ³⁴S (due to natural isotopic abundance) therefore both native 6:2FTS and M2-6:2FTS will produce signals in the m/z 429 to m/z 409 channel during SRM analysis. We recommend using the m/z 429 to m/z 81 transition to monitor for M2-6:2FTS during quantitative analysis as it will be free of any native contribution (see Figure 2).

FOR LABORATORY USE ONLY: NOT FOR HUMAN OR DRUG USE

Certified By:


B.G. Chittim

Date: 02/24/2017
(mm/dd/yyyy)

Wellington Laboratories Inc., 345 Southgate Dr. Guelph ON N1G 3M5 CANADA
 519-822-2436 • Fax: 519-822-2849 • info@well-labs.com

18B1503

INTENDED USE:

The products prepared by Wellington Laboratories Inc. are for laboratory use only. This certified reference material (CRM) was designed to be used as a standard for the identification and/or quantification of the specific chemical compound it contains.

HAZARDS:

This product should only be used by qualified personnel familiar with its potential hazards and trained in the handling of hazardous chemicals. Due care should be exercised to prevent unnecessary human contact or ingestion. All procedures should be carried out in a well-functioning fume hood and suitable gloves, eye protection, and clothing should be worn at all times. Waste should be disposed of according to national and regional regulations. Safety Data Sheets (SDSs) are available upon request.

SYNTHESIS / CHARACTERIZATION:

Where possible, all of our products are synthesized using single-product unambiguous routes. They are then characterized, and their structures and purities confirmed, using a combination of the most relevant techniques, such as NMR, GC/MS, LC/MS/MS, SFC/UV/MS/MS, x-ray crystallography, and melting point. Isotopic purities of mass-labelled compounds are also confirmed using HRGC/HRMS and/or LC/MS/MS.

HOMOGENEITY:

Prior to solution preparation, crystalline material is tested for homogeneity using a variety of techniques (as stated above) and its solubility in a given diluent is taken into consideration. Duplicate solutions of a new product are prepared from the same crystalline lot and, after the addition of an appropriate internal standard, they are compared by GC/MS, LC/MS/MS and/or SFC/UV/MS/MS. The relative response factors of the analyte of interest in each solution are required to be <5% RSD. New solution lots of existing products are compared to older lots in the same manner, which further confirms the homogeneity of the crystalline material as well as the stability and homogeneity of the solutions in the storage containers.

UNCERTAINTY:

The maximum combined relative standard uncertainty of our reference standard solutions is calculated using the following equation:

The combined relative standard uncertainty, $u_c(y)$, of a value y and the uncertainty of the independent parameters x_1, x_2, \dots, x_n on which it depends is:

$$u_c(y(x_1, x_2, \dots, x_n)) = \sqrt{\sum_{i=1}^n u(y, x_i)^2}$$

where x is expressed as a relative standard uncertainty of the individual parameter.

The individual uncertainties taken into account include those associated with weights (calibration of the balance) and volumes (calibration of the volumetric glassware). An expanded maximum combined percent relative uncertainty of $\pm 5\%$ (calculated with a coverage factor of 2 and a level of confidence of 95%) is stated on the Certificate of Analysis for all of our products.

TRACEABILITY:

All reference standard solutions are traceable to specific crystalline lots. The microbalances used for solution preparation are regularly tested by an external ISO/IEC 17025 accredited calibration company. In addition, their calibration is verified prior to each weighing using NIST and/or NRC traceable external weights. All volumetric glassware used is of Class A tolerance and has been tested according to the appropriate ASTM procedures, which are ultimately traceable to NIST. For certain products, traceability to international interlaboratory studies has also been established.

EXPIRY DATE / PERIOD OF VALIDITY:

Ongoing stability studies of this product have demonstrated stability in its composition and concentration, until the specified expiry date, in the unopened ampoule. Monitoring for any degradation or change in concentration of the listed analyte(s) is performed on a routine basis.

LIMITED WARRANTY:

At the time of shipment, all products are warranted to be free of defects in material and workmanship and to conform to the stated technical and purity specifications.

QUALITY MANAGEMENT:

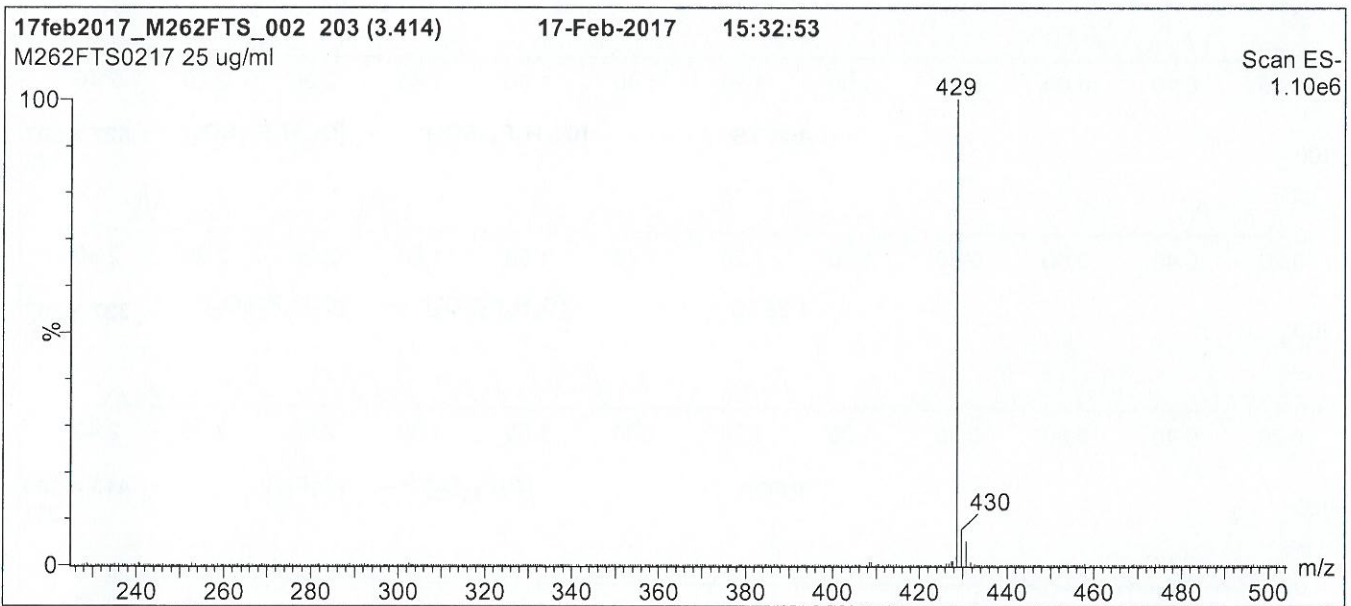
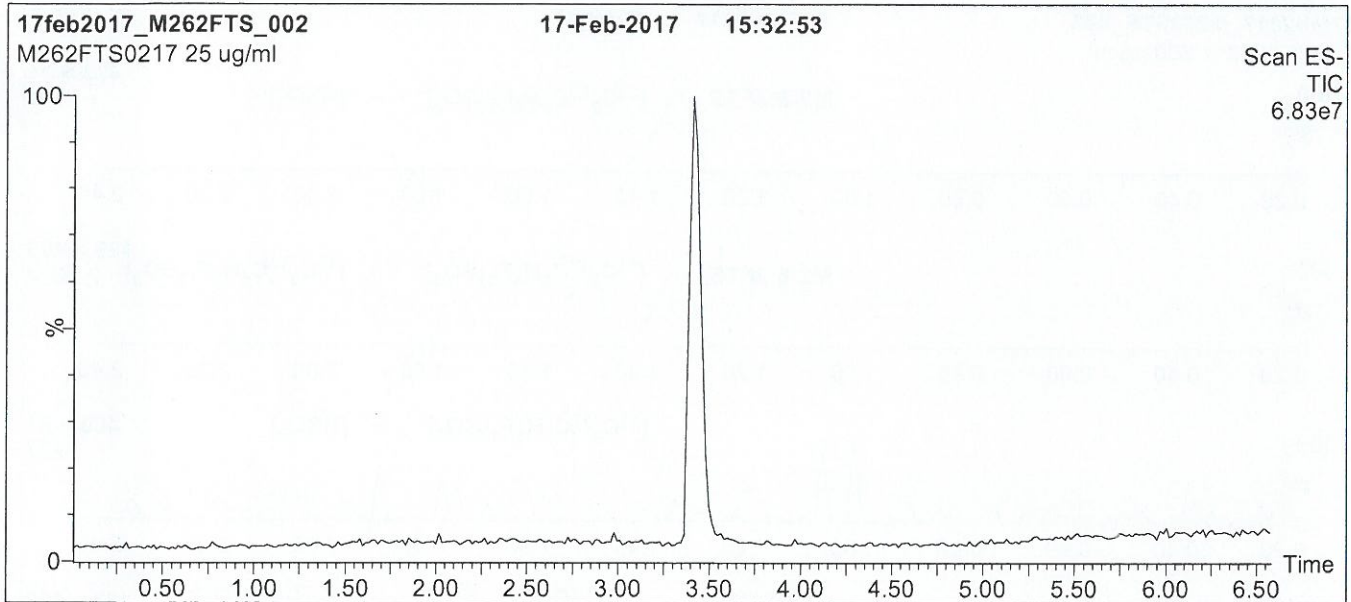
This product was produced using a Quality Management System registered to the latest versions of ISO 9001 by SAI Global, ISO/IEC 17025 by the Canadian Association for Laboratory Accreditation Inc. (CALA; A 1226), and ISO GUIDE 34 by ANSI-ASQ National Accreditation Board (ANAB; AR-1523).



For additional information or assistance concerning this or any other products from Wellington Laboratories Inc., please visit our website at www.well-labs.com or contact us directly at info@well-labs.com

18B1503

Figure 1: M2-6:2FTS; LC/MS Data (TIC and Mass Spectrum)



Conditions for Figure 1:

LC: Waters Acquity Ultra Performance LC
MS: Micromass Quattro *micro* API MS

Chromatographic Conditions

Column: Acquity UPLC BEH Shield RP₁₈
1.7 μ m, 2.1 x 100 mm

Mobile phase: Gradient
Start: 50% (80:20 MeOH:ACN) / 50% H₂O
(both with 10 mM NH₄OAc buffer)
Ramp to 90% organic over 8 min and hold for 1 min
before returning to initial conditions in 0.5 min.
Time: 10 min

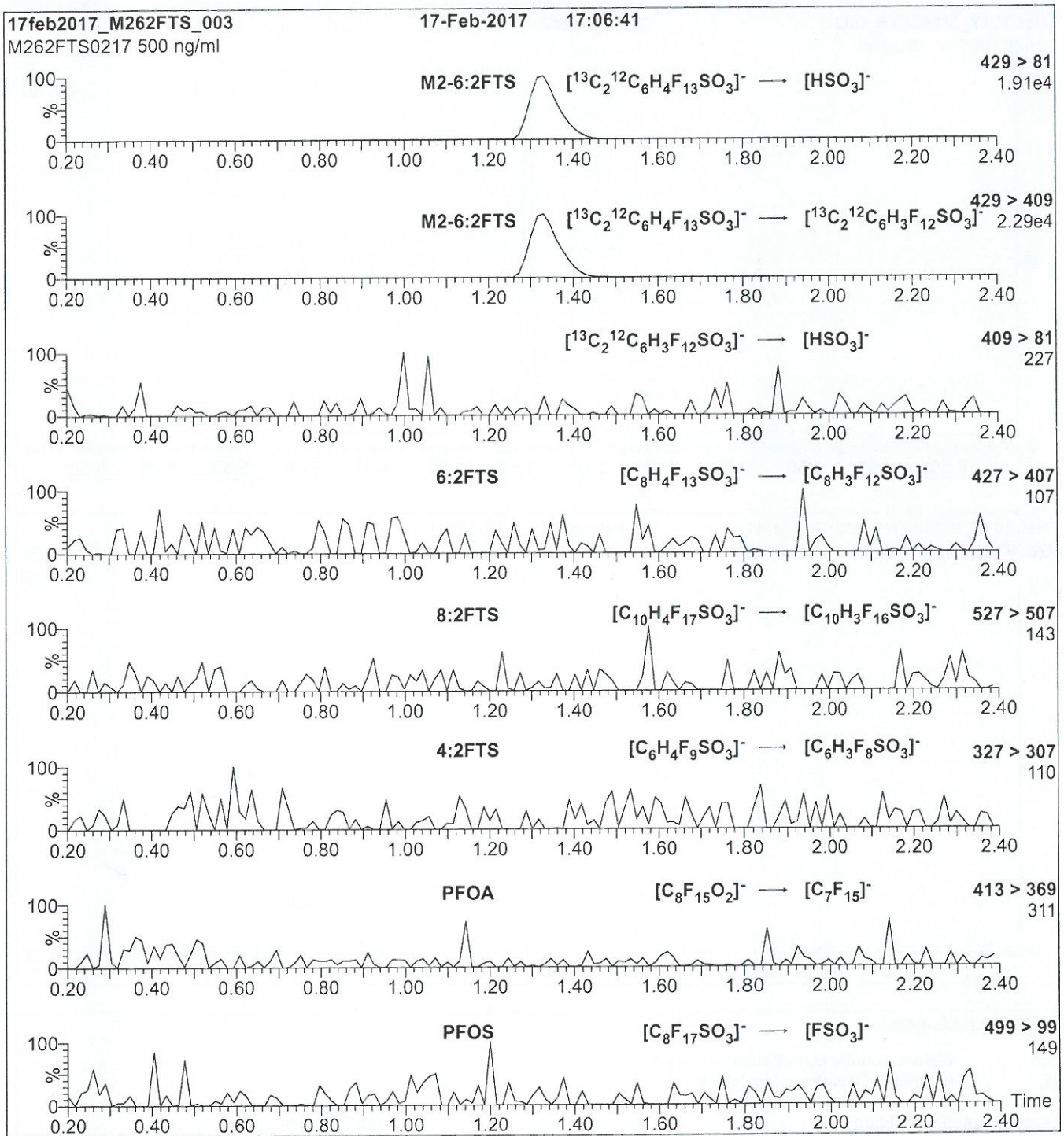
Flow: 300 μ l/min

MS Parameters

Experiment: Full Scan (225 - 850 amu)
Source: Electrospray (negative)
Capillary Voltage (kV) = 3.00
Cone Voltage (V) = 30.00
Cone Gas Flow (l/hr) = 50
Desolvation Gas Flow (l/hr) = 750

18B1503

Figure 2: M2-6:2FTS; LC/MS/MS Data (Selected MRM Transitions)



Conditions for Figure 2:

Injection: Direct loop injection
10 μl (500 ng/ml M2-6:2FTS)

Mobile phase: Isocratic 80% (80:20 MeOH:ACN) / 20% H_2O
(both with 10 mM NH_4OAc buffer)

Flow: 300 $\mu\text{l}/\text{min}$

MS Parameters

Collision Gas (mbar) = 3.39e-3
Collision Energy (eV) = 25

18B1504

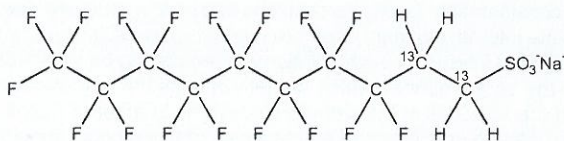


WELLINGTON LABORATORIES

CERTIFICATE OF ANALYSIS DOCUMENTATION

PRODUCT CODE: M2-8:2FTS **LOT NUMBER:** M282FTS0118
COMPOUND: Sodium 1H,1H,2H,2H-perfluoro-[1,2-¹³C₂]decane sulfonate

STRUCTURE: **CAS #:** Not available



MOLECULAR FORMULA: ¹³C₂¹²C₈H₄F₁₇SO₃Na **MOLECULAR WEIGHT:** 552.15
CONCENTRATION: 50.0 ± 2.5 µg/ml (Na salt) **SOLVENT(S):** Methanol
 47.9 ± 2.4 µg/ml (M2-8:2FTS anion)
CHEMICAL PURITY: >98% **ISOTOPIC PURITY:** ≥99% ¹³C
LAST TESTED: (mm/dd/yyyy) 01/24/2018 (1,2-¹³C₂)
EXPIRY DATE: (mm/dd/yyyy) 01/24/2023
RECOMMENDED STORAGE: Refrigerate ampoule

DOCUMENTATION/ DATA ATTACHED:

Figure 1: LC/MS Data (TIC and Mass Spectrum)
 Figure 2: LC/MS/MS Data (Selected MRM Transitions)

ADDITIONAL INFORMATION:

- See page 2 for further details.
- The native 8:2FTS contains 4.22% of ³⁴S (due to natural isotopic abundance) therefore both native 8:2FTS and M2-8:2FTS will produce signals in the m/z 529 to m/z 509 channel during SRM analysis. We recommend using the m/z 529 to m/z 81 transition to monitor for M2-8:2FTS during quantitative analysis as it will be free of any native contribution (see Figure 2).

FOR LABORATORY USE ONLY: NOT FOR HUMAN OR DRUG USE

Certified By: 
 B.G. Chittim, General Manager

Date: 01/26/2018
 (mm/dd/yyyy)

Wellington Laboratories Inc., 345 Southgate Dr. Guelph ON N1G 3M5 CANADA
 519-822-2436 • Fax: 519-822-2849 • info@well-labs.com

18B1504

INTENDED USE:

The products prepared by Wellington Laboratories Inc. are for laboratory use only. This certified reference material (CRM) was designed to be used as a standard for the identification and/or quantification of the specific chemical compound it contains.

HANDLING:

This product should only be used by qualified personnel familiar with its potential hazards and trained in the handling of hazardous chemicals. Due care should be exercised to prevent unnecessary human contact or ingestion. All procedures should be carried out in a well-functioning fume hood and suitable gloves, eye protection, and clothing should be worn at all times. Waste should be disposed of according to national and regional regulations. Safety Data Sheets (SDSs) are available upon request.

SYNTHESIS / CHARACTERIZATION:

Our products are synthesized using single-product unambiguous routes whenever possible. They are then characterized, and their structures and purities confirmed, using a combination of the most relevant techniques, such as NMR, GC/MS, LC/MS/MS, SFC/UV/MS/MS, x-ray crystallography, and melting point. Isotopic purities of mass-labelled compounds are also confirmed using HRGC/HRMS and/or LC/MS/MS.

HOMOGENEITY:

Prior to solution preparation, crystalline material is tested for homogeneity using a variety of techniques (as stated above) and its solubility in a given diluent is taken into consideration. Duplicate solutions of a new product are prepared from the same crystalline lot and, after the addition of an appropriate internal standard, they are compared by GC/MS, LC/MS/MS, and/or SFC/UV/MS/MS. The relative response factors of the analyte of interest in each solution are required to be <5% RSD. New solution lots of existing products are compared to older lots in the same manner, which further confirms the homogeneity of the crystalline material as well as the stability and homogeneity of the solutions in the storage containers. In order to maintain the integrity of the assigned value(s), and associated uncertainty, the dilution or injection of a subsample of this product should be performed using calibrated measuring equipment.

UNCERTAINTY:

The maximum combined relative standard uncertainty of our reference standard solutions is calculated using the following equation:

The combined relative standard uncertainty, $u_c(y)$, of a value y and the uncertainty of the independent parameters x_1, x_2, \dots, x_n on which it depends is:

$$u_c(y(x_1, x_2, \dots, x_n)) = \sqrt{\sum_{i=1}^n u(y, x_i)^2}$$

where x is expressed as a relative standard uncertainty of the individual parameter.

The individual uncertainties taken into account include those associated with weights (calibration of the balance) and volumes (calibration of the volumetric glassware). An expanded maximum combined percent relative uncertainty of $\pm 5\%$ (calculated with a coverage factor of 2 and a level of confidence of 95%) is stated on the Certificate of Analysis for all of our products.

TRACEABILITY:

All reference standard solutions are traceable to specific crystalline lots. The microbalances used for solution preparation are regularly calibrated by an external ISO/IEC 17025 accredited laboratory. In addition, their calibration is verified prior to each weighing using calibrated external weights traceable to an ISO/IEC 17025 accredited laboratory. All volumetric glassware used is calibrated, of Class A tolerance, and traceable to an ISO/IEC 17025 accredited laboratory. For certain products, traceability to international interlaboratory studies has also been established.

EXPIRY DATE / PERIOD OF VALIDITY:

Ongoing stability studies of this product have demonstrated stability in its composition and concentration, until the specified expiry date, in the unopened ampoule. Monitoring for any degradation or change in concentration of the listed analyte(s) is performed on a routine basis.

LIMITED WARRANTY:

At the time of shipment, all products are warranted to be free of defects in material and workmanship and to conform to the stated technical and purity specifications.

QUALITY MANAGEMENT:

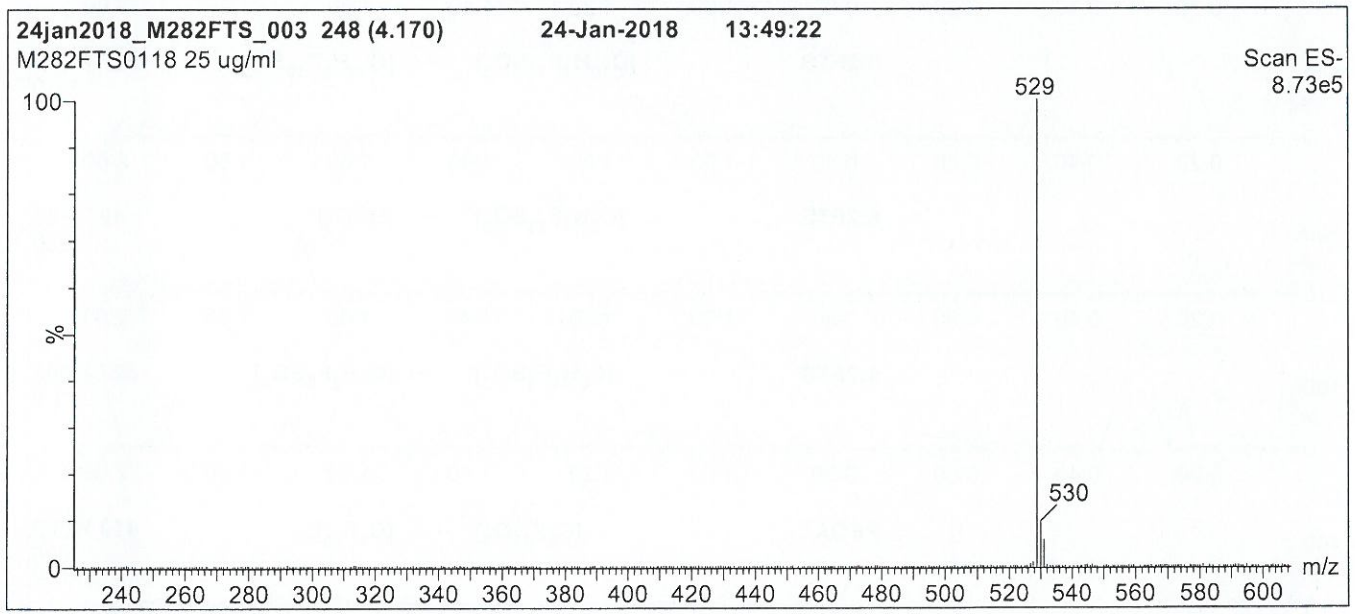
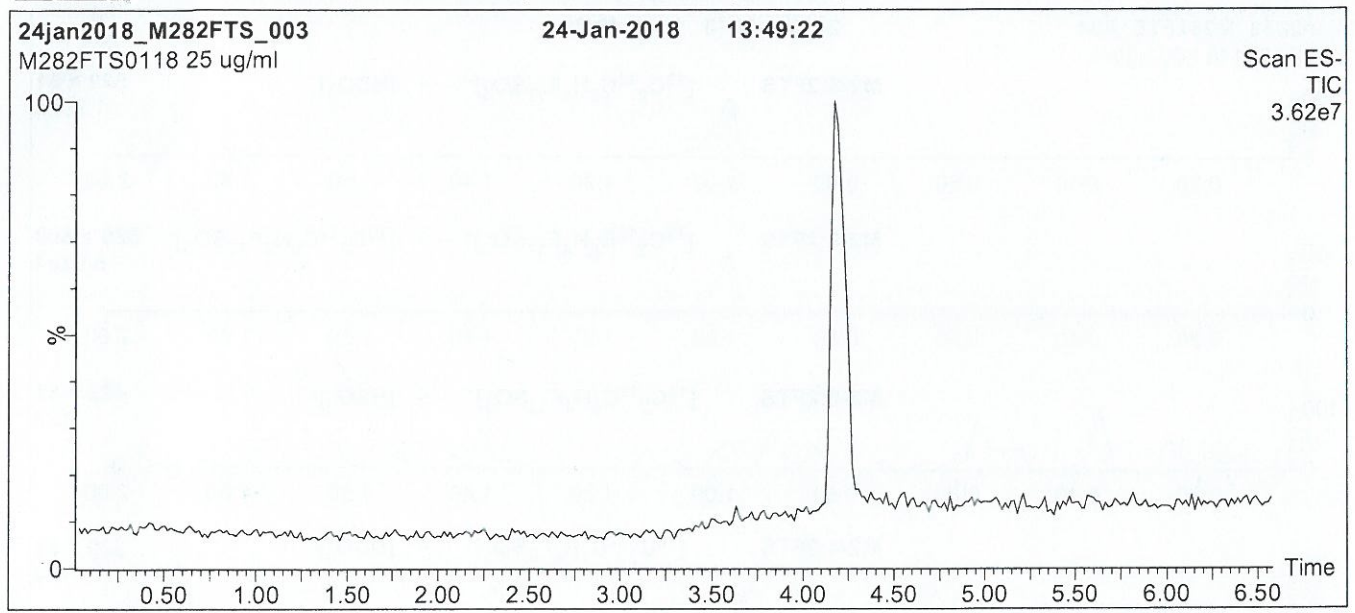
This product was produced using a Quality Management System registered to the latest versions of ISO 9001 by SAI Global, ISO/IEC 17025 by the Canadian Association for Laboratory Accreditation Inc. (CALA; A 1226), and ISO 17034 by ANSI-ASQ National Accreditation Board (ANAB; AR-1523).



For additional information or assistance concerning this or any other products from Wellington Laboratories Inc., please visit our website at www.well-labs.com or contact us directly at info@well-labs.com

18B1504

Figure 1: M2-8:2FTS; LC/MS Data (TIC and Mass Spectrum)

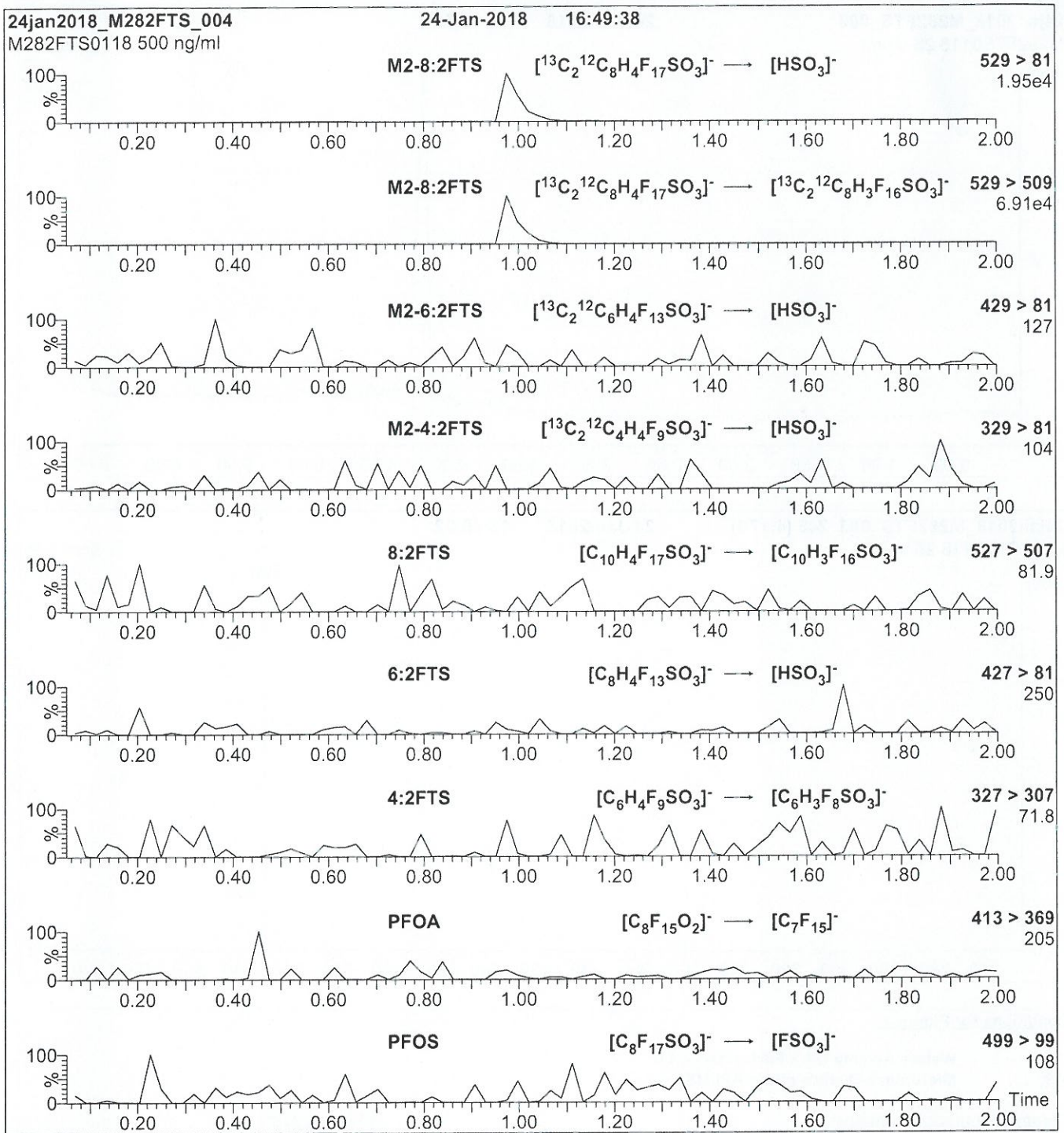


Conditions for Figure 1:

LC: Waters Acquity Ultra Performance LC	
MS: Micromass Quattro <i>micro</i> API MS	
Chromatographic Conditions	
Column: Acquity UPLC BEH Shield RP ₁₈ 1.7 μ m, 2.1 x 100 mm	MS Parameters
Mobile phase: Gradient	Experiment: Full Scan (225 - 850 amu)
Start: 50% (80:20 MeOH:ACN) / 50% H ₂ O (both with 10 mM NH ₄ OAc buffer)	Source: Electrospray (negative)
Ramp to 90% organic over 7 min and hold for 2 min before returning to initial conditions in 0.5 min.	Capillary Voltage (kV) = 3.00
Time: 10 min	Cone Voltage (V) = 30.00
Flow: 300 μ l/min	Cone Gas Flow (l/hr) = 100
	Desolvation Gas Flow (l/hr) = 750

18B1504

Figure 2: M2-8:2FTS; LC/MS/MS Data (Selected MRM Transitions)



Conditions for Figure 2:

Injection: Direct loop injection
10 μl (500 ng/ml M2-8:2FTS)

Mobile phase: Isocratic 80% (80:20 MeOH:ACN) / 20% H_2O
(both with 10 mM NH_4OAc buffer)

Flow: 300 $\mu\text{l}/\text{min}$

MS Parameters

Collision Gas (mbar) = 3.43e-3
Collision Energy (eV) = 25

18B1505

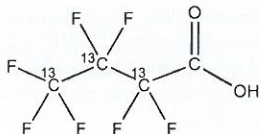


WELLINGTON LABORATORIES

CERTIFICATE OF ANALYSIS DOCUMENTATION

PRODUCT CODE: M3PFBA **LOT NUMBER:** M3PFBA0516
COMPOUND: Perfluoro-n-[2,3,4-¹³C₃]butanoic acid

STRUCTURE: **CAS #:** Not available



MOLECULAR FORMULA: ¹³C₃¹²CHF₇O₂ **MOLECULAR WEIGHT:** 217.02
CONCENTRATION: 50 ± 2.5 µg/ml **SOLVENT(S):** Methanol
 Water (<1%)
CHEMICAL PURITY: >98% **ISOTOPIC PURITY:** ≥99%¹³C
 (2,3,4-¹³C₃)
LAST TESTED: (mm/dd/yyyy) 05/27/2016
EXPIRY DATE: (mm/dd/yyyy) 05/27/2021
RECOMMENDED STORAGE: Store ampoule in a cool, dark place

DOCUMENTATION/ DATA ATTACHED:

Figure 1: LC/MS Data (TIC and Mass Spectrum)
 Figure 2: LC/MS/MS Data (Selected MRM Transitions)

ADDITIONAL INFORMATION:

- See page 2 for further details.
- Contains 4 mole eq. of NaOH to prevent conversion of the carboxylic acid to the methyl ester.
- Contains ~ 0.2% of perfluoro-n-[¹³C₃]propanoic acid and also contains ~ 1.0% of perfluoro-n-[1,2,3,4-¹³C₄]butanoic acid due to the naturally occurring isotopic abundance of ¹³C in the unlabelled carbon atom.

FOR LABORATORY USE ONLY: NOT FOR HUMAN OR DRUG USE

Certified By: _____


B.G. Chittim

Date: 07/08/2016
(mm/dd/yyyy)

Wellington Laboratories Inc., 345 Southgate Dr. Guelph ON N1G 3M5 CANADA
 519-822-2436 • Fax: 519-822-2849 • info@well-labs.com

18B1505

INTENDED USE:

The products prepared by Wellington Laboratories Inc. are for laboratory use only. This certified reference material (CRM) was designed to be used as a standard for the identification and/or quantification of the specific chemical compound it contains.

HAZARDS:

This product should only be used by qualified personnel familiar with its potential hazards and trained in the handling of hazardous chemicals. Due care should be exercised to prevent unnecessary human contact or ingestion. All procedures should be carried out in a well-functioning fume hood and suitable gloves, eye protection, and clothing should be worn at all times. Waste should be disposed of according to national and regional regulations. Safety Data Sheets (SDSs) are available upon request.

SYNTHESIS / CHARACTERIZATION:

Where possible, all of our products are synthesized using single-product unambiguous routes. They are then characterized, and their structures and purities confirmed, using a combination of the most relevant techniques, such as NMR, GC/MS, LC/MS/MS, SFC/UV/MS/MS, x-ray crystallography, and melting point. Isotopic purities of mass-labelled compounds are also confirmed using HRGC/HRMS and/or LC/MS/MS.

HOMOGENEITY:

Prior to solution preparation, crystalline material is tested for homogeneity using a variety of techniques (as stated above) and its solubility in a given diluent is taken into consideration. Duplicate solutions of a new product are prepared from the same crystalline lot and, after the addition of an appropriate internal standard, they are compared by GC/MS, LC/MS/MS and/or SFC/UV/MS/MS. The relative response factors of the analyte of interest in each solution are required to be <5% RSD. New solution lots of existing products are compared to older lots in the same manner, which further confirms the homogeneity of the crystalline material as well as the stability and homogeneity of the solutions in the storage containers.

UNCERTAINTY:

The maximum combined relative standard uncertainty of our reference standard solutions is calculated using the following equation:

The combined relative standard uncertainty, $u_c(y)$, of a value y and the uncertainty of the independent parameters x_1, x_2, \dots, x_n on which it depends is:

$$u_c(y(x_1, x_2, \dots, x_n)) = \sqrt{\sum_{i=1}^n u(y, x_i)^2}$$

where x is expressed as a relative standard uncertainty of the individual parameter.

The individual uncertainties taken into account include those associated with weights (calibration of the balance) and volumes (calibration of the volumetric glassware). An expanded maximum combined percent relative uncertainty of $\pm 5\%$ (calculated with a coverage factor of 2 and a level of confidence of 95%) is stated on the Certificate of Analysis for all of our products.

TRACEABILITY:

All reference standard solutions are traceable to specific crystalline lots. The microbalances used for solution preparation are regularly tested by an external ISO/IEC 17025 accredited calibration company. In addition, their calibration is verified prior to each weighing using NIST and/or NRC traceable external weights. All volumetric glassware used is of Class A tolerance and has been tested according to the appropriate ASTM procedures, which are ultimately traceable to NIST. For certain products, traceability to international interlaboratory studies has also been established.

EXPIRY DATE / PERIOD OF VALIDITY:

Ongoing stability studies of this product have demonstrated stability in its composition and concentration, until the specified expiry date, in the unopened ampoule. Monitoring for any degradation or change in concentration of the listed analyte(s) is performed on a routine basis.

LIMITED WARRANTY:

At the time of shipment, all products are warranted to be free of defects in material and workmanship and to conform to the stated technical and purity specifications.

QUALITY MANAGEMENT:

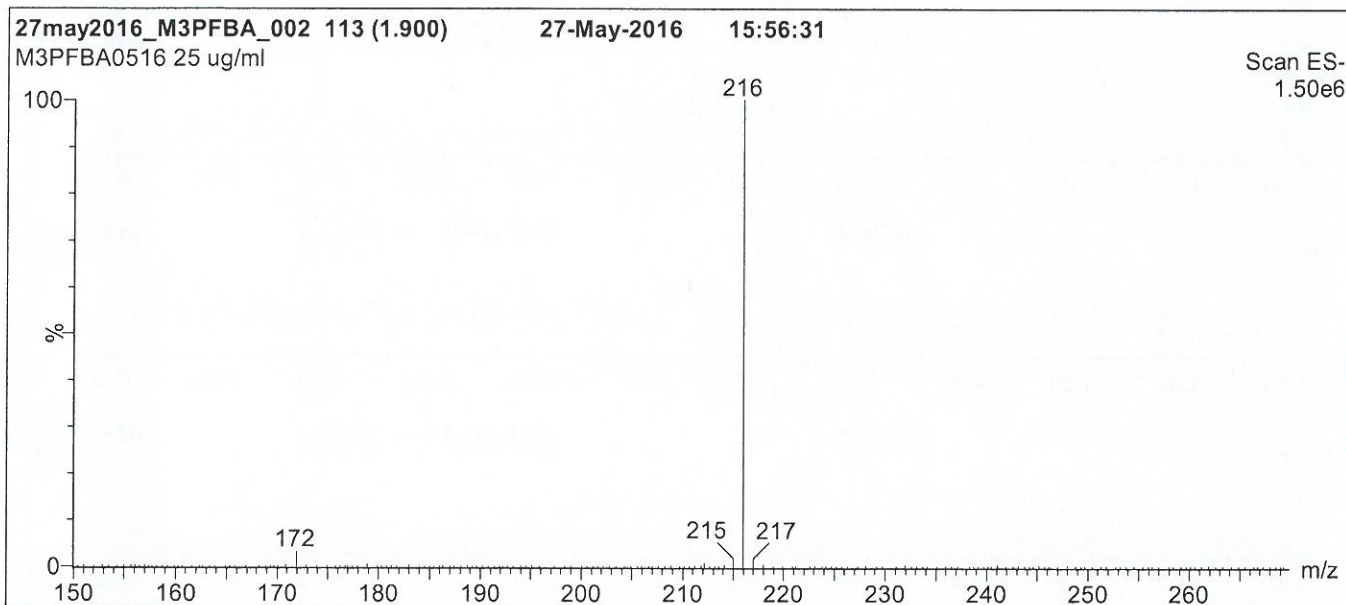
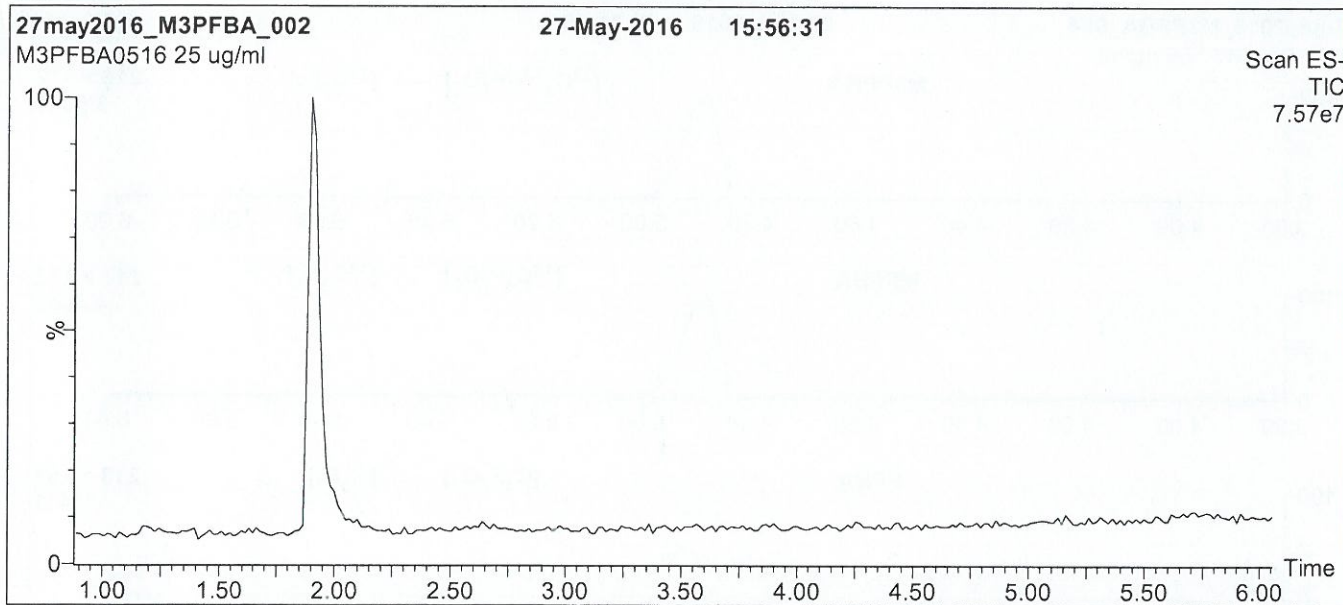
This product was produced using a Quality Management System registered to the latest versions of ISO 9001 by SAI Global, ISO/IEC 17025 by the Canadian Association for Laboratory Accreditation Inc. (CALA; A 1226), and ISO GUIDE 34 by ANSI-ASQ National Accreditation Board (ANAB; AR-1523).



For additional information or assistance concerning this or any other products from Wellington Laboratories Inc., please visit our website at www.well-labs.com or contact us directly at info@well-labs.com

18B1505

Figure 1: M3PFBA; LC/MS Data (TIC and Mass Spectrum)



Conditions for Figure 1:

LC: Waters Acquity Ultra Performance LC
MS: Micromass Quattro *micro* API MS

Chromatographic Conditions

Column: Acquity UPLC BEH Shield RP₁₈
1.7 μ m, 2.1 x 100 mm

Mobile phase: Gradient
Start: 30% (80:20 MeOH:ACN) / 70% H₂O
(both with 10 mM NH₄OAc buffer)
Ramp to 90% organic over 7 min and hold for 1.5 min
before returning to initial conditions in 0.5 min.
Time: 10 min

Flow: 300 μ l/min

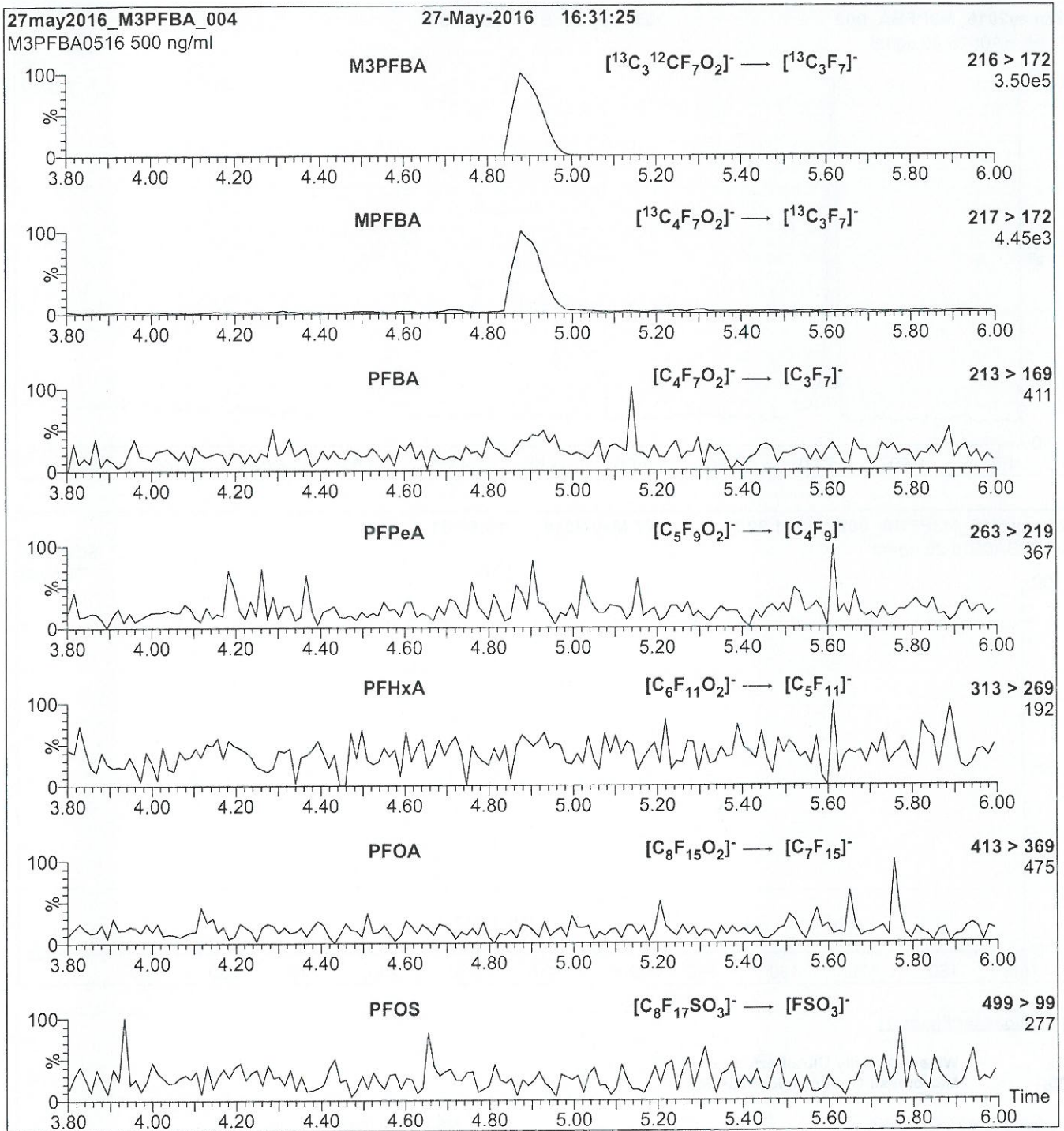
MS Parameters

Experiment: Full Scan (150 - 850 amu)

Source: Electrospray (negative)
Capillary Voltage (kV) = 3.00
Cone Voltage (V) = 10.00
Cone Gas Flow (l/hr) = 100
Desolvation Gas Flow (l/hr) = 750

18B1505

Figure 2: M3PFBA; LC/MS/MS Data (Selected MRM Transitions)



Conditions for Figure 2:

Injection: Direct loop injection
10 μl (500 ng/ml M3PFBA)

Mobile phase: Isocratic 80% (80:20 MeOH:ACN) / 20% H_2O
(both with 10 mM NH_4OAc buffer)

Flow: 300 $\mu\text{l}/\text{min}$

MS Parameters

Collision Gas (mbar) = 3.62e-3
Collision Energy (eV) = 10

18B1506

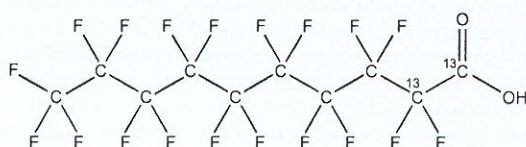


WELLINGTON
LABORATORIES

CERTIFICATE OF ANALYSIS
DOCUMENTATION

PRODUCT CODE: MPFDA **LOT NUMBER:** MPFDA0717
COMPOUND: Perfluoro-n-[1,2-¹³C₂]decanoic acid

STRUCTURE: **CAS #:** Not available



MOLECULAR FORMULA: ¹³C₂¹²C₈HF₁₉O₂ **MOLECULAR WEIGHT:** 516.07
CONCENTRATION: 50 ± 2.5 µg/ml **SOLVENT(S):** Methanol
Water (<1%)
CHEMICAL PURITY: >98% **ISOTOPIC PURITY:** ≥99% ¹³C
(1,2-¹³C₂)
LAST TESTED: (mm/dd/yyyy) 07/13/2017
EXPIRY DATE: (mm/dd/yyyy) 07/13/2022
RECOMMENDED STORAGE: Store ampoule in a cool, dark place

DOCUMENTATION/ DATA ATTACHED:

Figure 1: LC/MS Data (TIC and Mass Spectrum)
Figure 2: LC/MS/MS Data (Selected MRM Transitions)

ADDITIONAL INFORMATION:

- See page 2 for further details.
- Contains 4 mole eq. of NaOH to prevent conversion of the carboxylic acid to the methyl ester.
- Contains < 0.1% of ¹³C₁-PFNA.

FOR LABORATORY USE ONLY: NOT FOR HUMAN OR DRUG USE

Certified By:  **Date:** 07/14/2017
B.G. Chittim, General Manager (mm/dd/yyyy)

Wellington Laboratories Inc., 345 Southgate Dr. Guelph ON N1G 3M5 CANADA
519-822-2436 • Fax: 519-822-2849 • info@well-labs.com

18B1506

INTENDED USE:

The products prepared by Wellington Laboratories Inc. are for laboratory use only. This certified reference material (CRM) was designed to be used as a standard for the identification and/or quantification of the specific chemical compound it contains.

HAZARDS:

This product should only be used by qualified personnel familiar with its potential hazards and trained in the handling of hazardous chemicals. Due care should be exercised to prevent unnecessary human contact or ingestion. All procedures should be carried out in a well-functioning fume hood and suitable gloves, eye protection, and clothing should be worn at all times. Waste should be disposed of according to national and regional regulations. Safety Data Sheets (SDSs) are available upon request.

SYNTHESIS / CHARACTERIZATION:

Where possible, all of our products are synthesized using single-product unambiguous routes. They are then characterized, and their structures and purities confirmed, using a combination of the most relevant techniques, such as NMR, GC/MS, LC/MS/MS, SFC/UV/MS/MS, x-ray crystallography, and melting point. Isotopic purities of mass-labelled compounds are also confirmed using HRGC/HRMS and/or LC/MS/MS.

HOMOGENEITY:

Prior to solution preparation, crystalline material is tested for homogeneity using a variety of techniques (as stated above) and its solubility in a given diluent is taken into consideration. Duplicate solutions of a new product are prepared from the same crystalline lot and, after the addition of an appropriate internal standard, they are compared by GC/MS, LC/MS/MS and/or SFC/UV/MS/MS. The relative response factors of the analyte of interest in each solution are required to be <5% RSD. New solution lots of existing products are compared to older lots in the same manner, which further confirms the homogeneity of the crystalline material as well as the stability and homogeneity of the solutions in the storage containers. In order to maintain the integrity of the assigned value(s), and associated uncertainty, the dilution or injection of a subsample of this product should be performed using calibrated measuring equipment.

UNCERTAINTY:

The maximum combined relative standard uncertainty of our reference standard solutions is calculated using the following equation:

The combined relative standard uncertainty, $u_c(y)$, of a value y and the uncertainty of the independent parameters x_1, x_2, \dots, x_n on which it depends is:

$$u_c(y(x_1, x_2, \dots, x_n)) = \sqrt{\sum_{i=1}^n u(y, x_i)^2}$$

where x is expressed as a relative standard uncertainty of the individual parameter.

The individual uncertainties taken into account include those associated with weights (calibration of the balance) and volumes (calibration of the volumetric glassware). An expanded maximum combined percent relative uncertainty of $\pm 5\%$ (calculated with a coverage factor of 2 and a level of confidence of 95%) is stated on the Certificate of Analysis for all of our products.

TRACEABILITY:

All reference standard solutions are traceable to specific crystalline lots. The microbalances used for solution preparation are regularly tested by an external ISO/IEC 17025 accredited calibration company. In addition, their calibration is verified prior to each weighing using calibrated NIST and/or NRC traceable external weights. All volumetric glassware used is calibrated, of Class A tolerance, and has been tested according to the appropriate ASTM procedures, which are ultimately traceable to NIST. For certain products, traceability to international interlaboratory studies has also been established.

EXPIRY DATE / PERIOD OF VALIDITY:

Ongoing stability studies of this product have demonstrated stability in its composition and concentration, until the specified expiry date, in the unopened ampoule. Monitoring for any degradation or change in concentration of the listed analyte(s) is performed on a routine basis.

LIMITED WARRANTY:

At the time of shipment, all products are warranted to be free of defects in material and workmanship and to conform to the stated technical and purity specifications.

QUALITY MANAGEMENT:

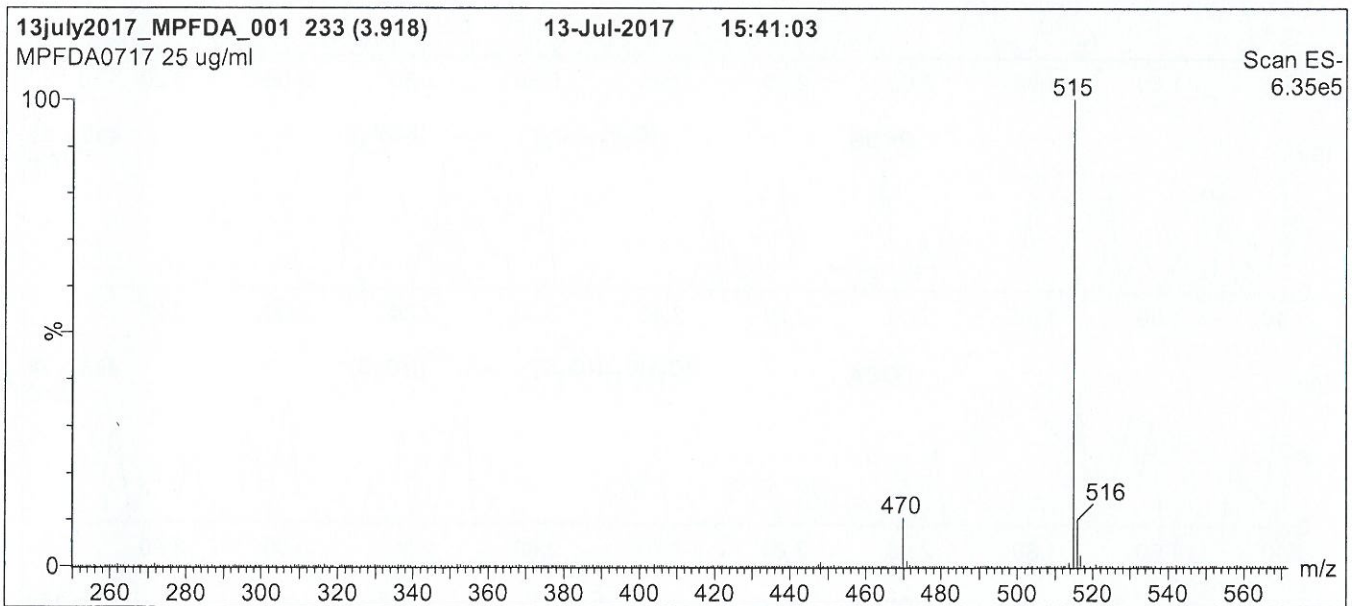
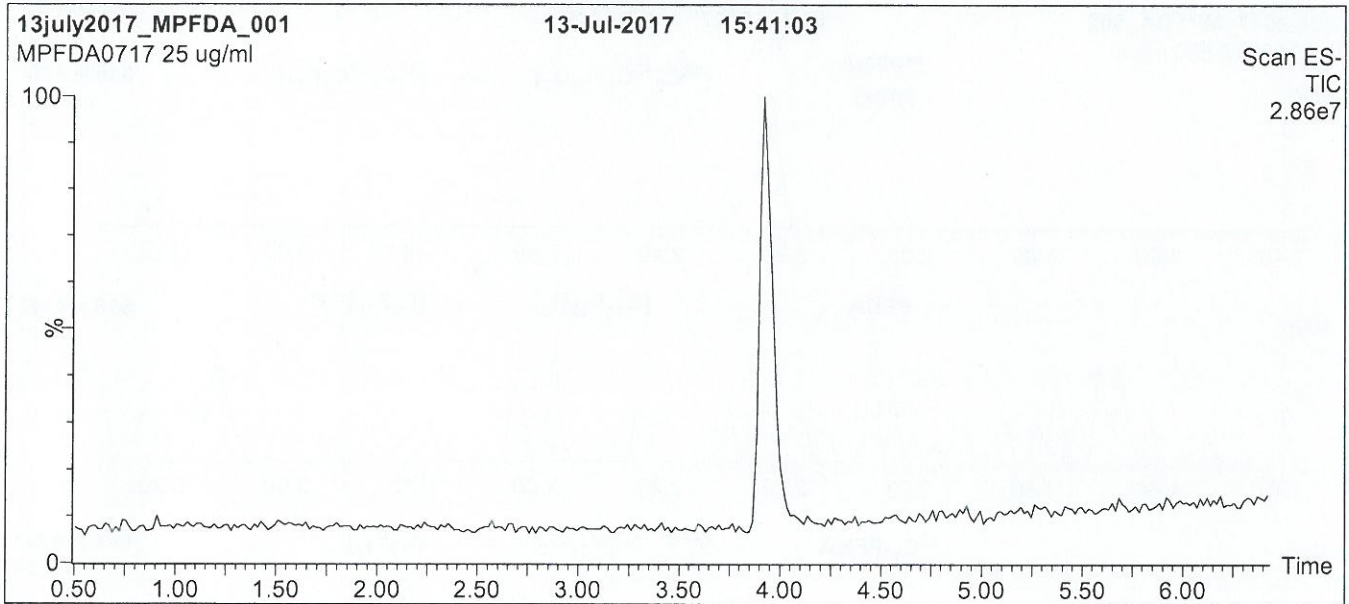
This product was produced using a Quality Management System registered to the latest versions of ISO 9001 by SAI Global, ISO/IEC 17025 by the Canadian Association for Laboratory Accreditation Inc. (CALA; A 1226), and ISO GUIDE 34 by ANSI-ASQ National Accreditation Board (ANAB; AR-1523).



For additional information or assistance concerning this or any other products from Wellington Laboratories Inc., please visit our website at www.well-labs.com or contact us directly at info@well-labs.com

18B1506

Figure 1: MPFDA; LC/MS Data (TIC and Mass Spectrum)



Conditions for Figure 1:

LC: Waters Acquity Ultra Performance LC
MS: Micromass Quattro *micro* API MS

Chromatographic Conditions

Column: Acquity UPLC BEH Shield RP₁₈
1.7 μ m, 2.1 x 100 mm

Mobile phase: Gradient
Start: 55% (80:20 MeOH:ACN) / 45% H₂O
(both with 10 mM NH₄OAc buffer)
Ramp to 90% organic over 7 min and hold for 2 min
before returning to initial conditions in 0.5 min.
Time: 10 min

Flow: 300 μ l/min

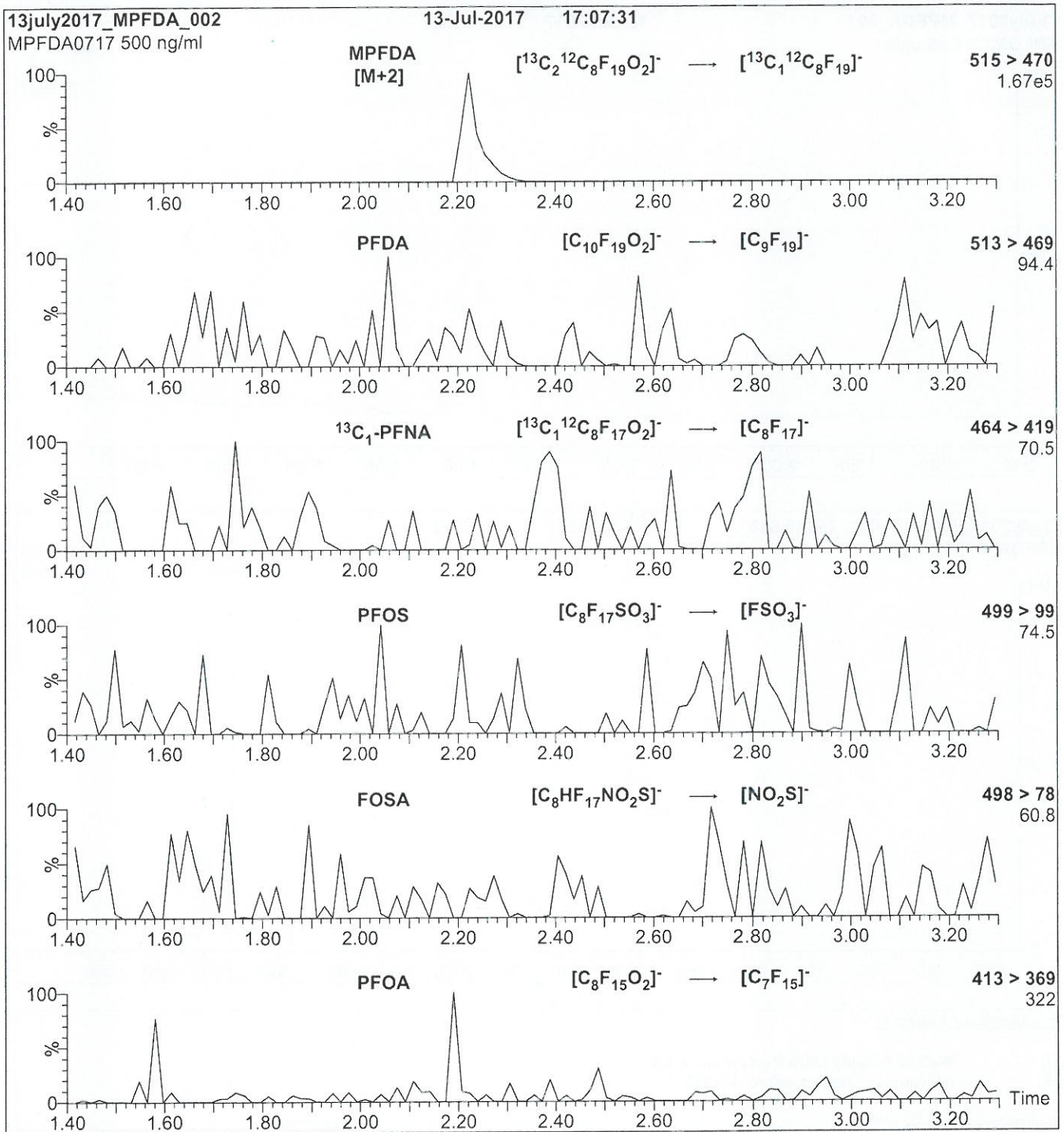
MS Parameters

Experiment: Full Scan (250 - 850 amu)

Source: Electrospray (negative)
Capillary Voltage (kV) = 3.00
Cone Voltage (V) = 15.00
Cone Gas Flow (l/hr) = 50
Desolvation Gas Flow (l/hr) = 750

18B1506

Figure 2: MPFDA; LC/MS/MS Data (Selected MRM Transitions)



Conditions for Figure 2:

Injection: Direct loop injection
10 μ l (500 ng/ml MPFDA)

Mobile phase: Isocratic 80% (80:20 MeOH:ACN) / 20% H₂O
(both with 10 mM NH₄OAc buffer)

Flow: 300 μ l/min

MS Parameters

Collision Gas (mbar) = 3.17e-3
Collision Energy (eV) = 13

18B1507

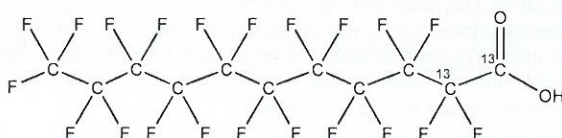


WELLINGTON
LABORATORIES

CERTIFICATE OF ANALYSIS
DOCUMENTATION

PRODUCT CODE: MPFUdA **LOT NUMBER:** MPFUdA1116
COMPOUND: Perfluoro-n-[1,2-¹³C₂]undecanoic acid

STRUCTURE: **CAS #:** Not available



MOLECULAR FORMULA: ¹³C₂¹²C₉HF₂₁O₂ **MOLECULAR WEIGHT:** 566.08
CONCENTRATION: 50 ± 2.5 µg/ml **SOLVENT(S):** Methanol
Water (<1%)
CHEMICAL PURITY: >98% **ISOTOPIC PURITY:** ≥99% ¹³C
LAST TESTED: (mm/dd/yyyy) 11/22/2016 (1,2-¹³C₂)
EXPIRY DATE: (mm/dd/yyyy) 11/22/2021
RECOMMENDED STORAGE: Store ampoule in a cool, dark place

DOCUMENTATION/ DATA ATTACHED:

Figure 1: LC/MS Data (TIC and Mass Spectrum)
Figure 2: LC/MS/MS Data (Selected MRM Transitions)

ADDITIONAL INFORMATION:

- See page 2 for further details.
- Contains 4 mole eq. of NaOH to prevent conversion of the carboxylic acid to the methyl ester.
- Presence of 1-¹³C₁-PFUdA (~1%; see Figure 2), 2-¹³C₁-PFUdA (~1%), and PFUdA (~0.2%; see Figure 2) are due to the isotopic purity of the ¹³C-precursor.

FOR LABORATORY USE ONLY: NOT FOR HUMAN OR DRUG USE

Certified By:


B.G. Chittim

Date: 12/07/2016
(mm/dd/yyyy)

Wellington Laboratories Inc., 345 Southgate Dr. Guelph ON N1G 3M5 CANADA
519-822-2436 • Fax: 519-822-2849 • info@well-labs.com

18B1507

INTENDED USE:

The products prepared by Wellington Laboratories Inc. are for laboratory use only. This certified reference material (CRM) was designed to be used as a standard for the identification and/or quantification of the specific chemical compound it contains.

HAZARDS:

This product should only be used by qualified personnel familiar with its potential hazards and trained in the handling of hazardous chemicals. Due care should be exercised to prevent unnecessary human contact or ingestion. All procedures should be carried out in a well-functioning fume hood and suitable gloves, eye protection, and clothing should be worn at all times. Waste should be disposed of according to national and regional regulations. Safety Data Sheets (SDSs) are available upon request.

SYNTHESIS / CHARACTERIZATION:

Where possible, all of our products are synthesized using single-product unambiguous routes. They are then characterized, and their structures and purities confirmed, using a combination of the most relevant techniques, such as NMR, GC/MS, LC/MS/MS, SFC/UV/MS/MS, x-ray crystallography, and melting point. Isotopic purities of mass-labelled compounds are also confirmed using HRGC/HRMS and/or LC/MS/MS.

HOMOGENEITY:

Prior to solution preparation, crystalline material is tested for homogeneity using a variety of techniques (as stated above) and its solubility in a given diluent is taken into consideration. Duplicate solutions of a new product are prepared from the same crystalline lot and, after the addition of an appropriate internal standard, they are compared by GC/MS, LC/MS/MS and/or SFC/UV/MS/MS. The relative response factors of the analyte of interest in each solution are required to be <5% RSD. New solution lots of existing products are compared to older lots in the same manner, which further confirms the homogeneity of the crystalline material as well as the stability and homogeneity of the solutions in the storage containers.

UNCERTAINTY:

The maximum combined relative standard uncertainty of our reference standard solutions is calculated using the following equation:

The combined relative standard uncertainty, $u_c(y)$, of a value y and the uncertainty of the independent parameters x_1, x_2, \dots, x_n on which it depends is:

$$u_c(y(x_1, x_2, \dots, x_n)) = \sqrt{\sum_{i=1}^n u(y, x_i)^2}$$

where x is expressed as a relative standard uncertainty of the individual parameter.

The individual uncertainties taken into account include those associated with weights (calibration of the balance) and volumes (calibration of the volumetric glassware). An expanded maximum combined percent relative uncertainty of $\pm 5\%$ (calculated with a coverage factor of 2 and a level of confidence of 95%) is stated on the Certificate of Analysis for all of our products.

TRACEABILITY:

All reference standard solutions are traceable to specific crystalline lots. The microbalances used for solution preparation are regularly tested by an external ISO/IEC 17025 accredited calibration company. In addition, their calibration is verified prior to each weighing using NIST and/or NRC traceable external weights. All volumetric glassware used is of Class A tolerance and has been tested according to the appropriate ASTM procedures, which are ultimately traceable to NIST. For certain products, traceability to international interlaboratory studies has also been established.

EXPIRY DATE / PERIOD OF VALIDITY:

Ongoing stability studies of this product have demonstrated stability in its composition and concentration, until the specified expiry date, in the unopened ampoule. Monitoring for any degradation or change in concentration of the listed analyte(s) is performed on a routine basis.

LIMITED WARRANTY:

At the time of shipment, all products are warranted to be free of defects in material and workmanship and to conform to the stated technical and purity specifications.

QUALITY MANAGEMENT:

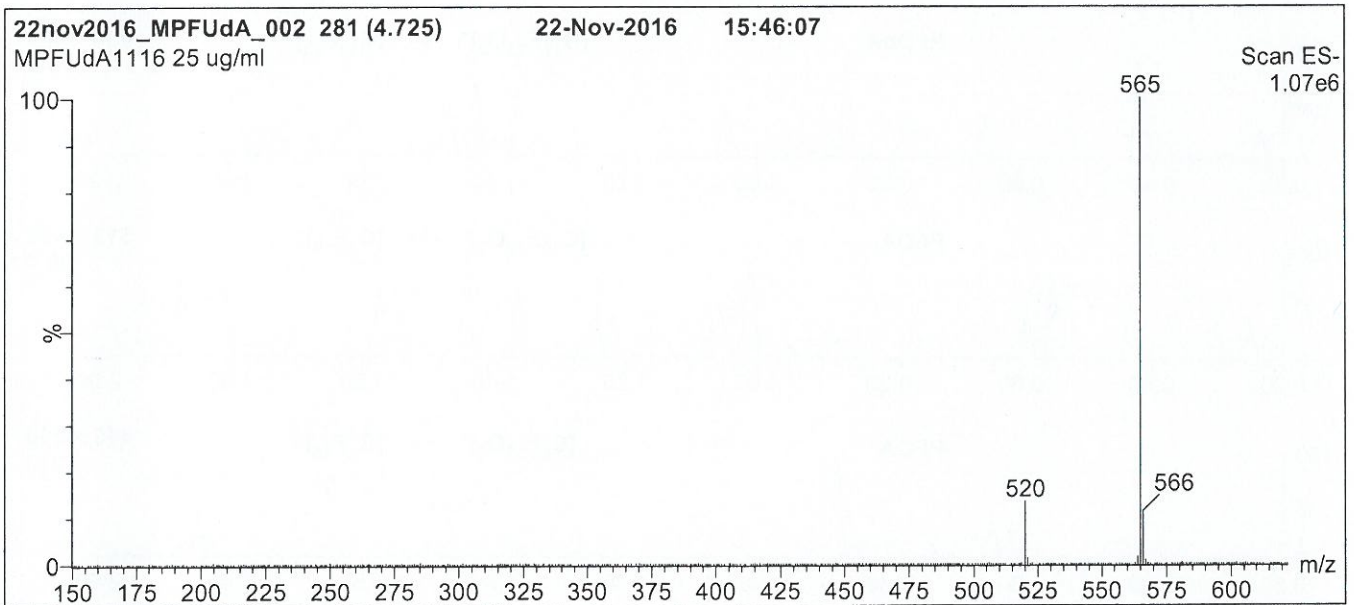
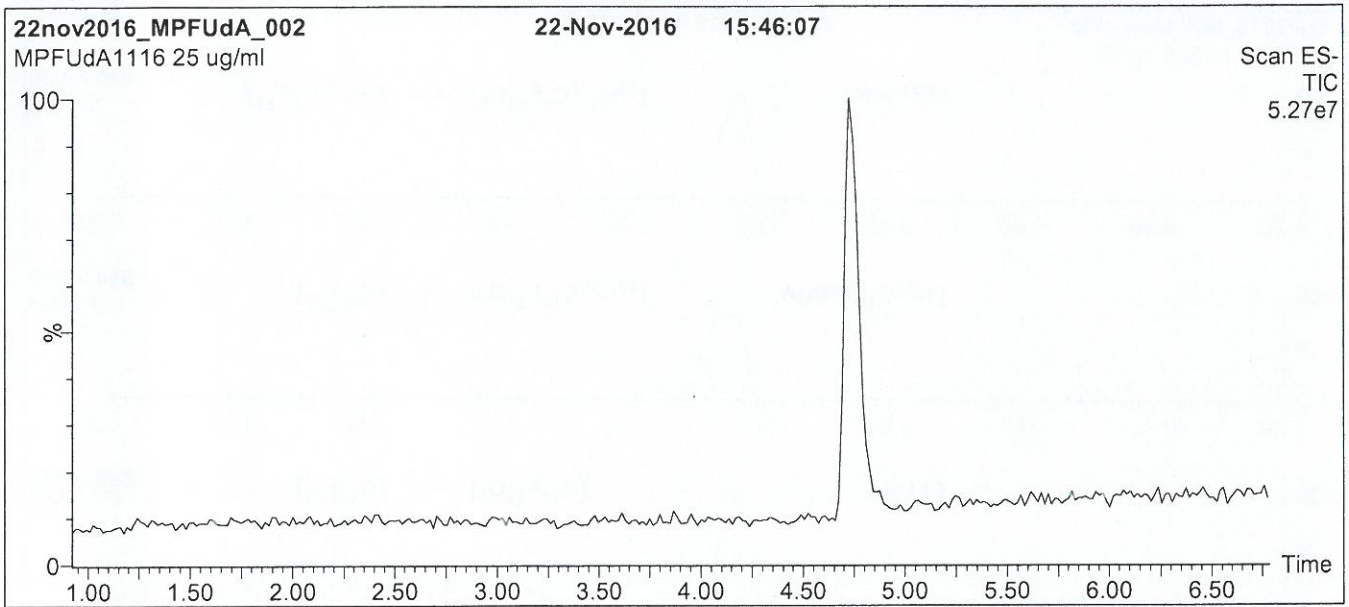
This product was produced using a Quality Management System registered to the latest versions of ISO 9001 by SAI Global, ISO/IEC 17025 by the Canadian Association for Laboratory Accreditation Inc. (CALA; A 1226), and ISO GUIDE 34 by ANSI-ASQ National Accreditation Board (ANAB; AR-1523).



For additional information or assistance concerning this or any other products from Wellington Laboratories Inc., please visit our website at www.well-labs.com or contact us directly at info@well-labs.com

18B1507

Figure 1: MPFUdA; LC/MS Data (TIC and Mass Spectrum)



Conditions for Figure 1:

LC: Waters Acquity Ultra Performance LC
MS: Micromass Quattro *micro* API MS

Chromatographic Conditions

Column: Acquity UPLC BEH Shield RP₁₈
1.7 μ m, 2.1 x 100 mm

Mobile phase: Gradient
Start: 60% (80:20 MeOH:ACN) / 40% H₂O
(both with 10 mM NH₄OAc buffer)
Ramp to 90% organic over 7 min and hold for
1.5 min before returning to initial conditions in 0.5 min.
Time: 10 min

Flow: 300 μ l/min

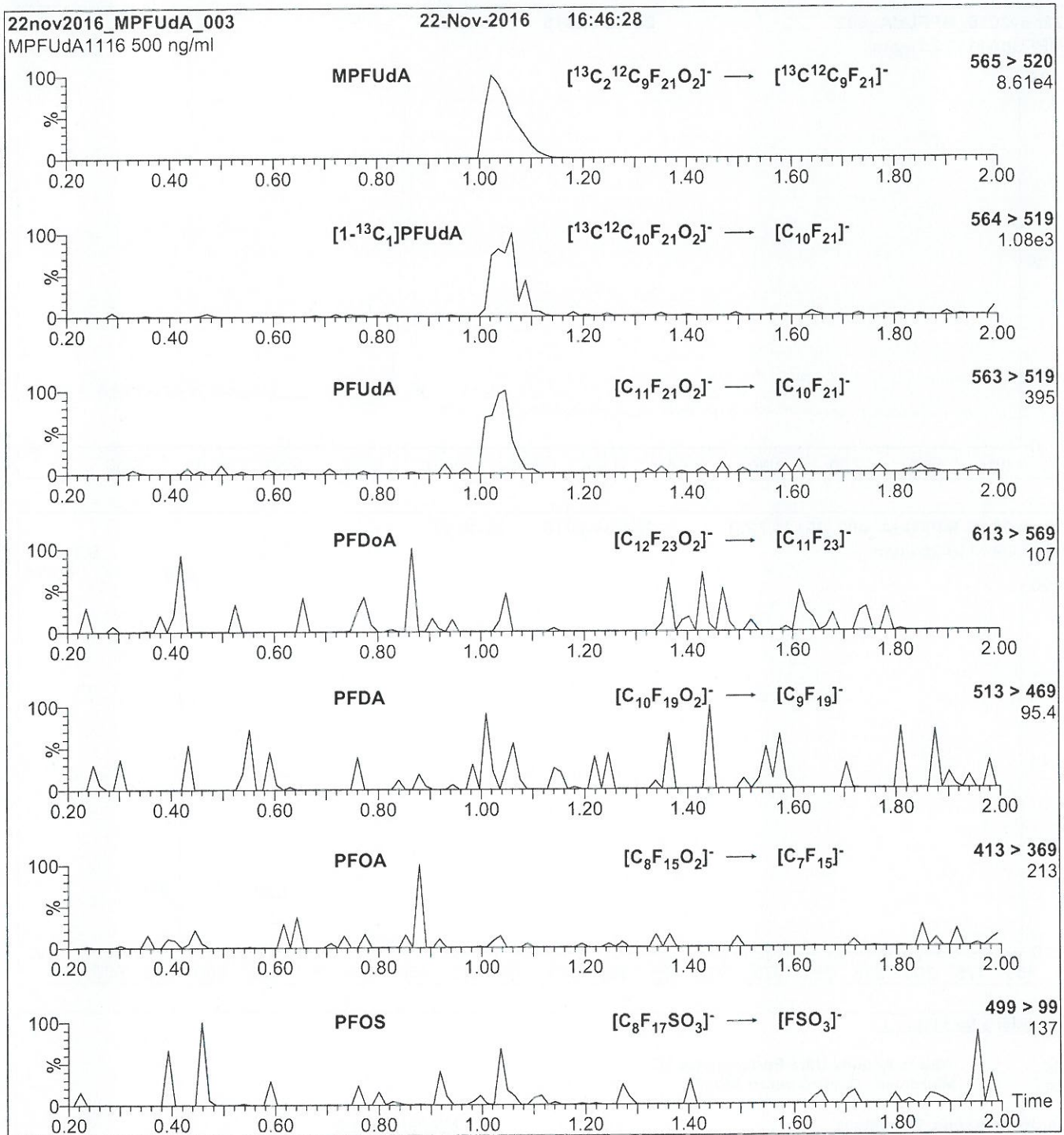
MS Parameters

Experiment: Full Scan (150 - 850 amu)

Source: Electrospray (negative)
Capillary Voltage (kV) = 3.00
Cone Voltage (V) = 15.00
Cone Gas Flow (l/hr) = 65
Desolvation Gas Flow (l/hr) = 750

18B1507

Figure 2: MPFUDa; LC/MS/MS Data (Selected MRM Transitions)



Conditions for Figure 2:

Injection: Direct loop injection
 10 μl (500 ng/ml MPFUDa)

Mobile phase: Isocratic 80% (80:20 MeOH:ACN) / 20% H_2O
 (both with 10 mM NH_4OAc buffer)

Flow: 300 $\mu\text{l}/\text{min}$

MS Parameters

Collision Gas (mbar) = 3.46e-3
 Collision Energy (eV) = 11

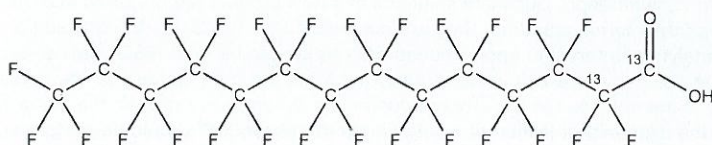
18B1508



WELLINGTON LABORATORIES

CERTIFICATE OF ANALYSIS DOCUMENTATION

PRODUCT CODE: M2PFTeDA **LOT NUMBER:** M2PFTeDA1117
COMPOUND: Perfluoro-n-[1,2-¹³C₂]tetradecanoic acid
STRUCTURE: **CAS #:** Not available



MOLECULAR FORMULA: ¹³C₂¹²C₁₂HF₂₇O₂ **MOLECULAR WEIGHT:** 716.10
CONCENTRATION: 50 ± 2.5 µg/ml **SOLVENT(S):** Methanol
 Water (<1%)
CHEMICAL PURITY: >98% **ISOTOPIC PURITY:** ≥99% ¹³C
 (1,2-¹³C₂)
LAST TESTED: (mm/dd/yyyy) 11/30/2017
EXPIRY DATE: (mm/dd/yyyy) 11/30/2022
RECOMMENDED STORAGE: Store ampoule in a cool, dark place

DOCUMENTATION/ DATA ATTACHED:

Figure 1: LC/MS Data (TIC and Mass Spectrum)
 Figure 2: LC/MS/MS Data (Selected MRM Transitions)

ADDITIONAL INFORMATION:

- See page 2 for further details.
- Contains 4 mole eq. of NaOH to prevent conversion of the carboxylic acid to the methyl ester.

FOR LABORATORY USE ONLY: NOT FOR HUMAN OR DRUG USE

Certified By: 
 B.G. Chittim, General Manager

Date: 12/01/2017
 (mm/dd/yyyy)

Wellington Laboratories Inc., 345 Southgate Dr. Guelph ON N1G 3M5 CANADA
 519-822-2436 • Fax: 519-822-2849 • info@well-labs.com

18B1508

INTENDED USE:

The products prepared by Wellington Laboratories Inc. are for laboratory use only. This certified reference material (CRM) was designed to be used as a standard for the identification and/or quantification of the specific chemical compound it contains.

HAZARDS:

This product should only be used by qualified personnel familiar with its potential hazards and trained in the handling of hazardous chemicals. Due care should be exercised to prevent unnecessary human contact or ingestion. All procedures should be carried out in a well-functioning fume hood and suitable gloves, eye protection, and clothing should be worn at all times. Waste should be disposed of according to national and regional regulations. Safety Data Sheets (SDSs) are available upon request.

SYNTHESIS / CHARACTERIZATION:

Where possible, all of our products are synthesized using single-product unambiguous routes. They are then characterized, and their structures and purities confirmed, using a combination of the most relevant techniques, such as NMR, GC/MS, LC/MS/MS, SFC/UV/MS/MS, x-ray crystallography, and melting point. Isotopic purities of mass-labelled compounds are also confirmed using HRGC/HRMS and/or LC/MS/MS.

HOMOGENEITY:

Prior to solution preparation, crystalline material is tested for homogeneity using a variety of techniques (as stated above) and its solubility in a given diluent is taken into consideration. Duplicate solutions of a new product are prepared from the same crystalline lot and, after the addition of an appropriate internal standard, they are compared by GC/MS, LC/MS/MS and/or SFC/UV/MS/MS. The relative response factors of the analyte of interest in each solution are required to be <5% RSD. New solution lots of existing products are compared to older lots in the same manner, which further confirms the homogeneity of the crystalline material as well as the stability and homogeneity of the solutions in the storage containers. In order to maintain the integrity of the assigned value(s), and associated uncertainty, the dilution or injection of a subsample of this product should be performed using calibrated measuring equipment.

UNCERTAINTY:

The maximum combined relative standard uncertainty of our reference standard solutions is calculated using the following equation:

The combined relative standard uncertainty, $u_c(y)$, of a value y and the uncertainty of the independent parameters x_1, x_2, \dots, x_n on which it depends is:

$$u_c(y(x_1, x_2, \dots, x_n)) = \sqrt{\sum_{i=1}^n u(y, x_i)^2}$$

where x is expressed as a relative standard uncertainty of the individual parameter.

The individual uncertainties taken into account include those associated with weights (calibration of the balance) and volumes (calibration of the volumetric glassware). An expanded maximum combined percent relative uncertainty of $\pm 5\%$ (calculated with a coverage factor of 2 and a level of confidence of 95%) is stated on the Certificate of Analysis for all of our products.

TRACEABILITY:

All reference standard solutions are traceable to specific crystalline lots. The microbalances used for solution preparation are regularly tested by an external ISO/IEC 17025 accredited calibration company. In addition, their calibration is verified prior to each weighing using calibrated NIST and/or NRC traceable external weights. All volumetric glassware used is calibrated, of Class A tolerance, and has been tested according to the appropriate ASTM procedures, which are ultimately traceable to NIST. For certain products, traceability to international interlaboratory studies has also been established.

EXPIRY DATE / PERIOD OF VALIDITY:

Ongoing stability studies of this product have demonstrated stability in its composition and concentration, until the specified expiry date, in the unopened ampoule. Monitoring for any degradation or change in concentration of the listed analyte(s) is performed on a routine basis.

LIMITED WARRANTY:

At the time of shipment, all products are warranted to be free of defects in material and workmanship and to conform to the stated technical and purity specifications.

QUALITY MANAGEMENT:

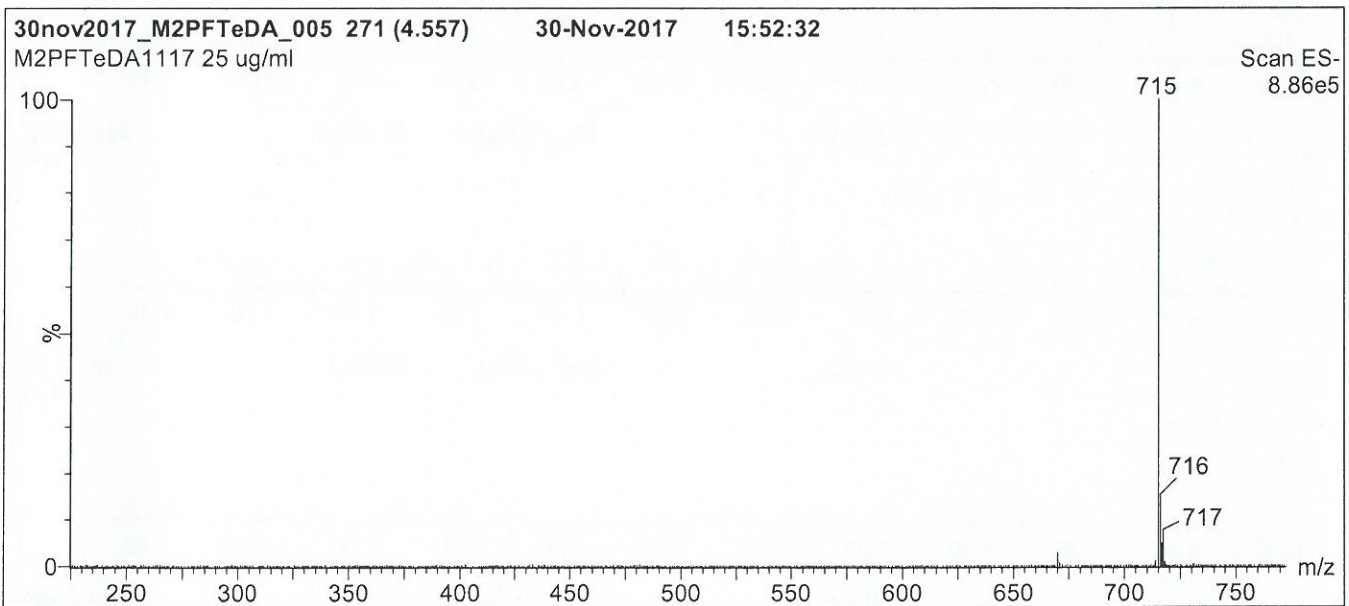
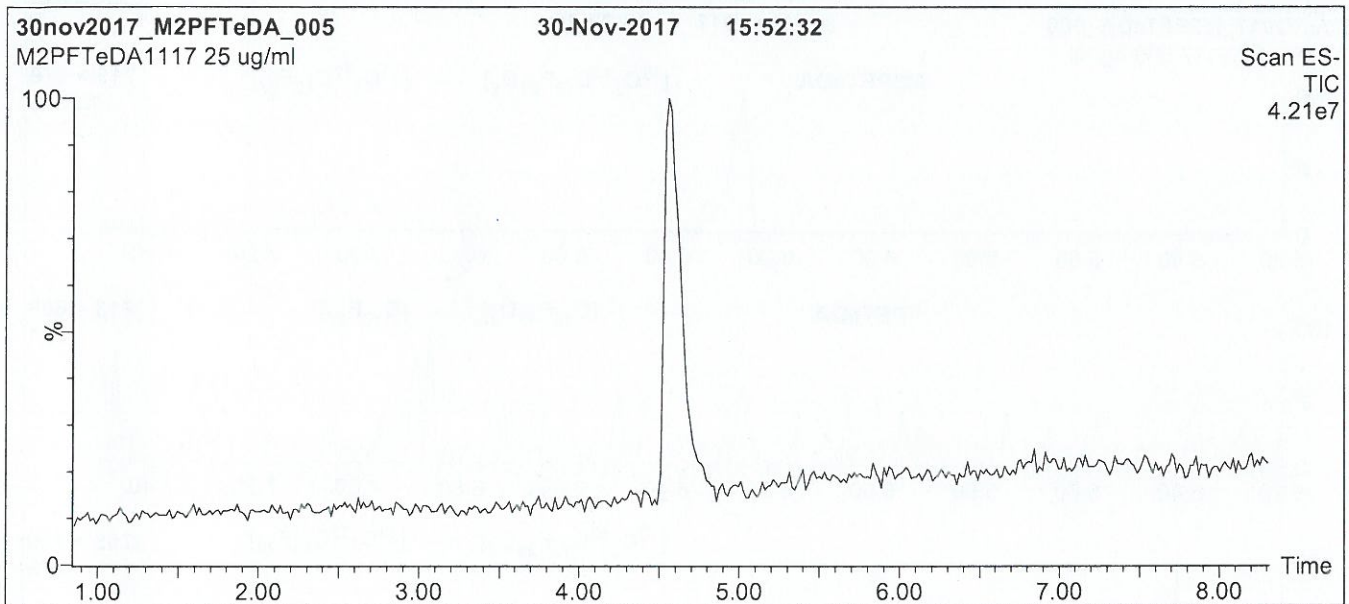
This product was produced using a Quality Management System registered to the latest versions of ISO 9001 by SAI Global, ISO/IEC 17025 by the Canadian Association for Laboratory Accreditation Inc. (CALA; A 1226), and ISO GUIDE 34 by ANSI-ASQ National Accreditation Board (ANAB; AR-1523).



For additional information or assistance concerning this or any other products from Wellington Laboratories Inc., please visit our website at www.well-labs.com or contact us directly at info@well-labs.com

18B1508

Figure 1: M2PFTeDA; LC/MS Data (TIC and Mass Spectrum)



Conditions for Figure 1:

LC: Waters Acquity Ultra Performance LC
MS: Micromass Quattro *micro* API MS

Chromatographic Conditions

Column: Acquity UPLC BEH Shield RP₁₈
1.7 μ m, 2.1 x 100 mm

Mobile phase: Gradient
Start: 65% (80:20 MeOH:ACN) / 35% H₂O
(both with 10 mM NH₄OAc buffer)
Ramp to 90% organic over 7.5 min and hold for 1.5 min
before returning to initial conditions in 0.5 min.
Time: 10 min

Flow: 300 μ l/min

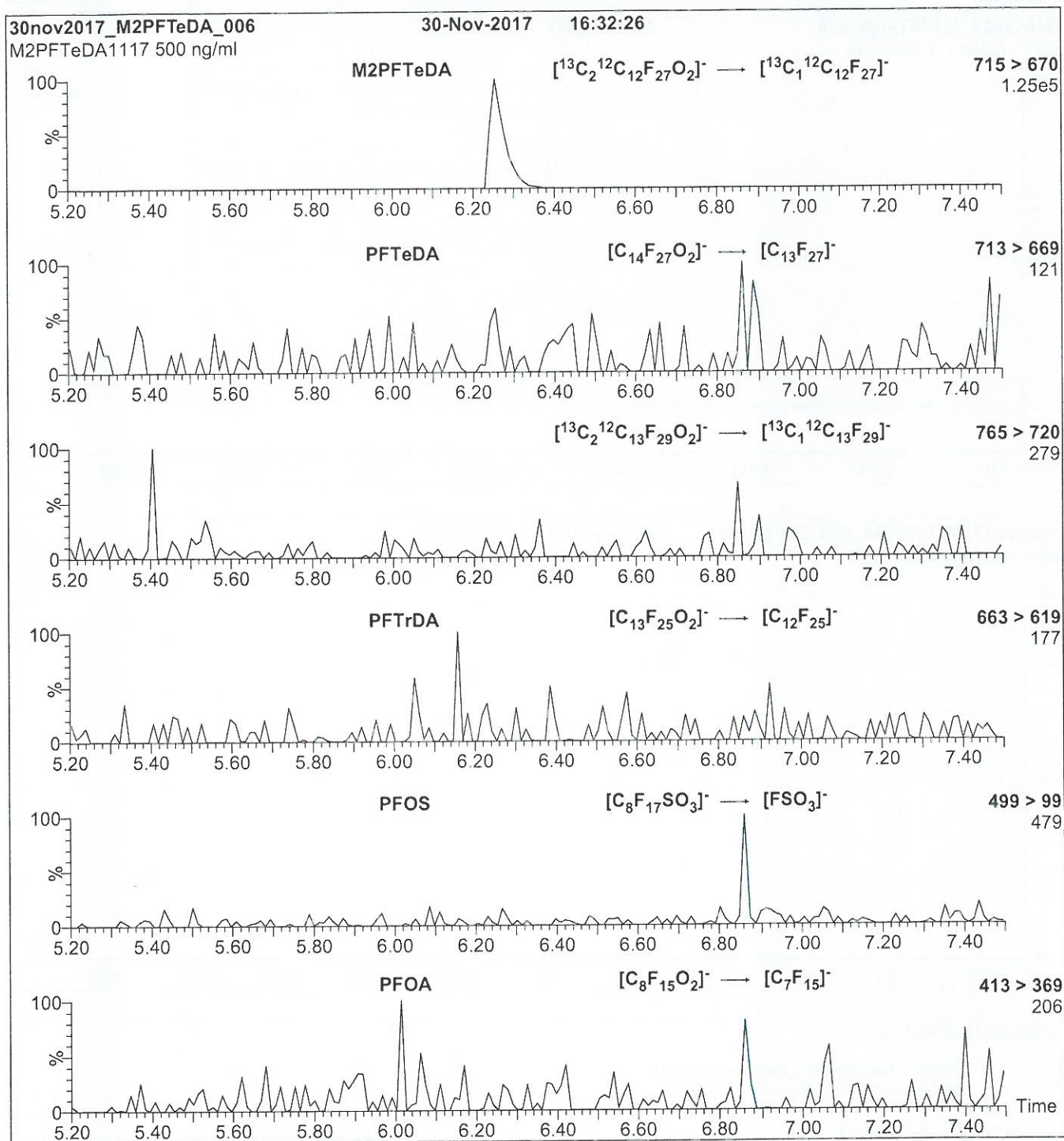
MS Parameters

Experiment: Full Scan (225 - 850 amu)

Source: Electrospray (negative)
Capillary Voltage (kV) = 3.00
Cone Voltage (V) = 15.00
Cone Gas Flow (l/hr) = 100
Desolvation Gas Flow (l/hr) = 750

18B1508

Figure 2: M2PFTeDA; LC/MS/MS Data (Selected MRM Transitions)



Conditions for Figure 2:

Injection: Direct loop injection
10 μl (500 ng/ml M2PFTeDA)

Mobile phase: Isocratic 80% (80:20 MeOH:ACN) / 20% H_2O
(both with 10 mM NH_4OAc buffer)

Flow: 300 $\mu\text{l}/\text{min}$

MS Parameters

Collision Gas (mbar) = 3.31e-3
Collision Energy (eV) = 14

18B1509



WELLINGTON LABORATORIES

CERTIFICATE OF ANALYSIS DOCUMENTATION

PRODUCT CODE:

MPFNA

LOT NUMBER:

MPFNA1217

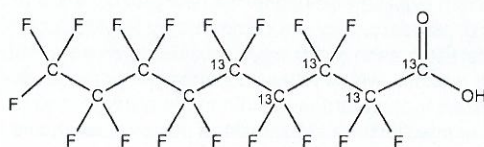
COMPOUND:

Perfluoro-n-[1,2,3,4,5-¹³C₅]nonanoic acid

STRUCTURE:

CAS #:

Not available



MOLECULAR FORMULA:

¹³C₅¹²C₄HF₁₇O₂

MOLECULAR WEIGHT:

469.04

CONCENTRATION:

50 ± 2.5 µg/ml

SOLVENT(S):

Methanol

Water (<1%)

CHEMICAL PURITY:

>98%

ISOTOPIC PURITY:

≥99%¹³C

LAST TESTED: (mm/dd/yyyy)

12/14/2017

(1,2,3,4,5-¹³C₅)

EXPIRY DATE: (mm/dd/yyyy)

12/14/2022

RECOMMENDED STORAGE:

Store ampoule in a cool, dark place

DOCUMENTATION/ DATA ATTACHED:

Figure 1: LC/MS Data (TIC and Mass Spectrum)

Figure 2: LC/MS/MS Data (Selected MRM Transitions)

ADDITIONAL INFORMATION:

- See page 2 for further details.
- Contains 4 mole eq. of NaOH to prevent conversion of the carboxylic acid to the methyl ester.

FOR LABORATORY USE ONLY: NOT FOR HUMAN OR DRUG USE

Certified By:

B.G. Chittim, General Manager

Date:

12/19/2017
(mm/dd/yyyy)

Wellington Laboratories Inc., 345 Southgate Dr. Guelph ON N1G 3M5 CANADA
519-822-2436 • Fax: 519-822-2849 • info@well-labs.com

18B1509

INTENDED USE:

The products prepared by Wellington Laboratories Inc. are for laboratory use only. This certified reference material (CRM) was designed to be used as a standard for the identification and/or quantification of the specific chemical compound it contains.

HAZARDS:

This product should only be used by qualified personnel familiar with its potential hazards and trained in the handling of hazardous chemicals. Due care should be exercised to prevent unnecessary human contact or ingestion. All procedures should be carried out in a well-functioning fume hood and suitable gloves, eye protection, and clothing should be worn at all times. Waste should be disposed of according to national and regional regulations. Safety Data Sheets (SDSs) are available upon request.

SYNTHESIS / CHARACTERIZATION:

Where possible, all of our products are synthesized using single-product unambiguous routes. They are then characterized, and their structures and purities confirmed, using a combination of the most relevant techniques, such as NMR, GC/MS, LC/MS/MS, SFC/UV/MS/MS, x-ray crystallography, and melting point. Isotopic purities of mass-labelled compounds are also confirmed using HRGC/HRMS and/or LC/MS/MS.

HOMOGENEITY:

Prior to solution preparation, crystalline material is tested for homogeneity using a variety of techniques (as stated above) and its solubility in a given diluent is taken into consideration. Duplicate solutions of a new product are prepared from the same crystalline lot and, after the addition of an appropriate internal standard, they are compared by GC/MS, LC/MS/MS and/or SFC/UV/MS/MS. The relative response factors of the analyte of interest in each solution are required to be <5% RSD. New solution lots of existing products are compared to older lots in the same manner, which further confirms the homogeneity of the crystalline material as well as the stability and homogeneity of the solutions in the storage containers. In order to maintain the integrity of the assigned value(s), and associated uncertainty, the dilution or injection of a subsample of this product should be performed using calibrated measuring equipment.

UNCERTAINTY:

The maximum combined relative standard uncertainty of our reference standard solutions is calculated using the following equation:

The combined relative standard uncertainty, $u_c(y)$, of a value y and the uncertainty of the independent parameters x_1, x_2, \dots, x_n on which it depends is:

$$u_c(y(x_1, x_2, \dots, x_n)) = \sqrt{\sum_{i=1}^n u(y, x_i)^2}$$

where x is expressed as a relative standard uncertainty of the individual parameter.

The individual uncertainties taken into account include those associated with weights (calibration of the balance) and volumes (calibration of the volumetric glassware). An expanded maximum combined percent relative uncertainty of $\pm 5\%$ (calculated with a coverage factor of 2 and a level of confidence of 95%) is stated on the Certificate of Analysis for all of our products.

TRACEABILITY:

All reference standard solutions are traceable to specific crystalline lots. The microbalances used for solution preparation are regularly tested by an external ISO/IEC 17025 accredited calibration company. In addition, their calibration is verified prior to each weighing using calibrated NIST and/or NRC traceable external weights. All volumetric glassware used is calibrated, of Class A tolerance, and has been tested according to the appropriate ASTM procedures, which are ultimately traceable to NIST. For certain products, traceability to international interlaboratory studies has also been established.

EXPIRY DATE / PERIOD OF VALIDITY:

Ongoing stability studies of this product have demonstrated stability in its composition and concentration, until the specified expiry date, in the unopened ampoule. Monitoring for any degradation or change in concentration of the listed analyte(s) is performed on a routine basis.

LIMITED WARRANTY:

At the time of shipment, all products are warranted to be free of defects in material and workmanship and to conform to the stated technical and purity specifications.

QUALITY MANAGEMENT:

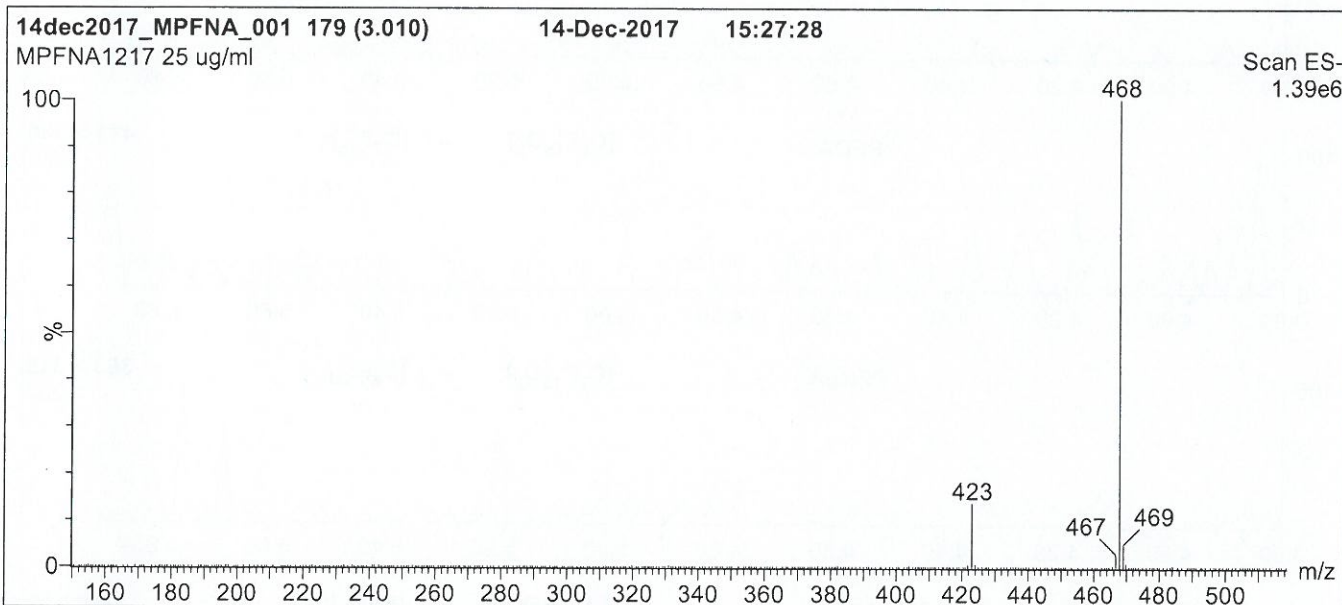
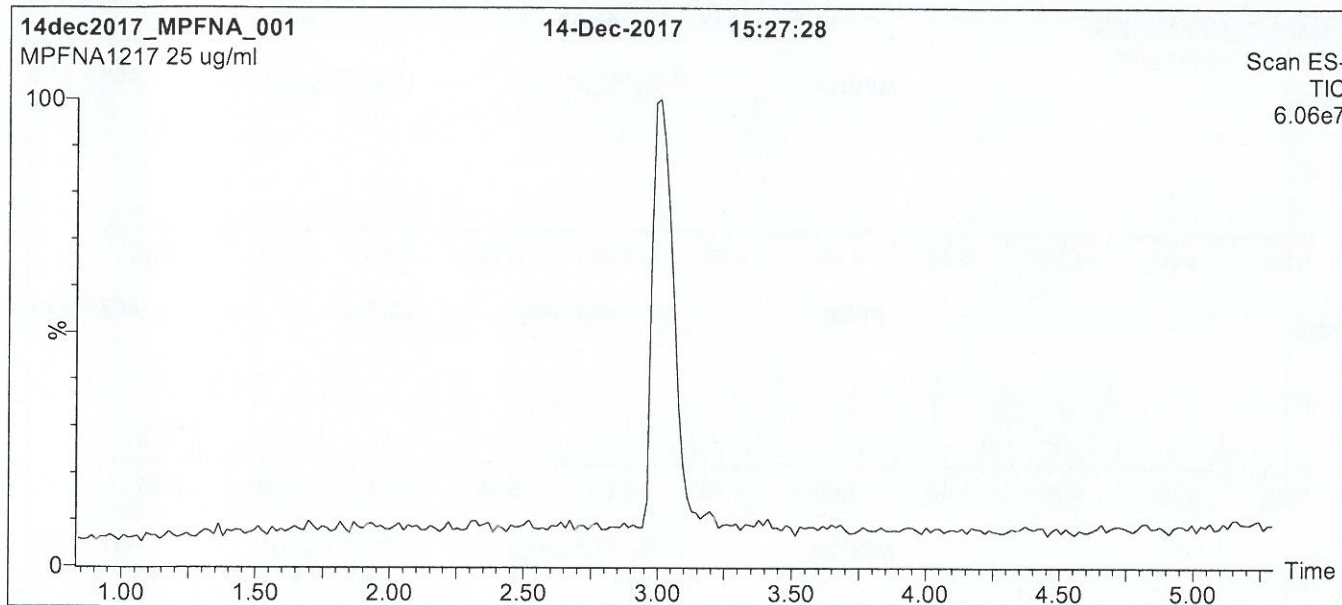
This product was produced using a Quality Management System registered to the latest versions of ISO 9001 by SAI Global, ISO/IEC 17025 by the Canadian Association for Laboratory Accreditation Inc. (CALA; A 1226), and ISO GUIDE 34 by ANSI-ASQ National Accreditation Board (ANAB; AR-1523).



For additional information or assistance concerning this or any other products from Wellington Laboratories Inc., please visit our website at www.well-labs.com or contact us directly at info@well-labs.com

18B1509

Figure 1: MPFNA; LC/MS Data (TIC and Mass Spectrum)



Conditions for Figure 1:

LC: Waters Acquity Ultra Performance LC
MS: Micromass Quattro *micro* API MS

Chromatographic Conditions

Column: Acquity UPLC BEH Shield RP₁₈
1.7 μ m, 2.1 x 100 mm

Mobile phase: Gradient
Start: 55% (80:20 MeOH:ACN) / 45% H₂O
(both with 10 mM NH₄OAc buffer)
Ramp to 90% organic over 7 min and hold for 2 min
before returning to initial conditions in 0.5 min.
Time: 10 min

Flow: 300 μ l/min

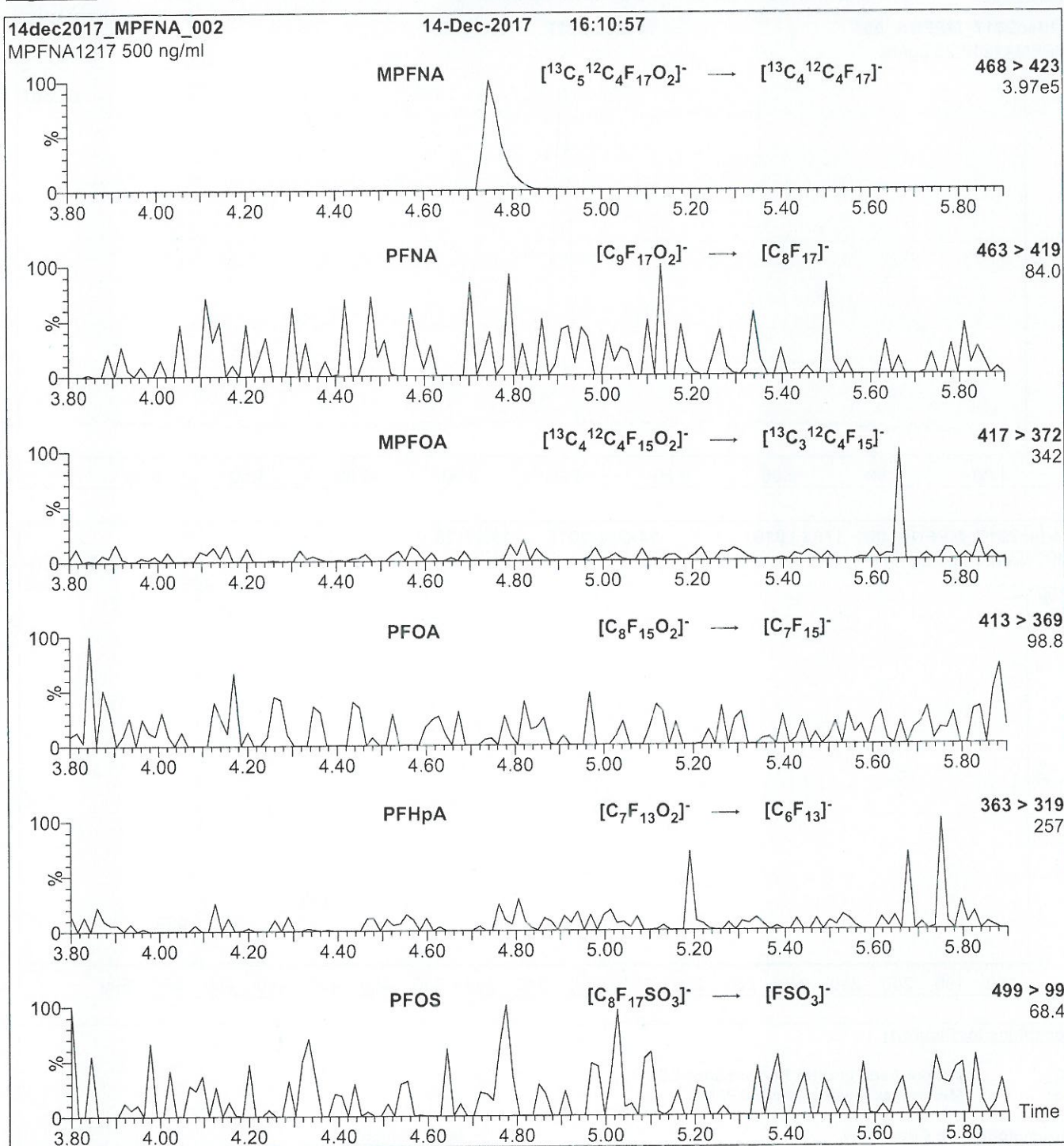
MS Parameters

Experiment: Full Scan (150 - 850 amu)

Source: Electrospray (negative)
Capillary Voltage (kV) = 2.00
Cone Voltage (V) = 15.00
Cone Gas Flow (l/hr) = 50
Desolvation Gas Flow (l/hr) = 750

18B1509

Figure 2: MPFNA; LC/MS/MS Data (Selected MRM Transitions)



Conditions for Figure 2:

Injection: Direct loop injection
10 μl (500 ng/ml MPFNA)

Mobile phase: Isocratic 80% (80:20 MeOH:ACN) / 20% H_2O
(both with 10 mM NH_4OAc buffer)

Flow: 300 $\mu\text{l}/\text{min}$

MS Parameters

Collision Gas (mbar) = 3.43e-3
Collision Energy (eV) = 11

18B1510

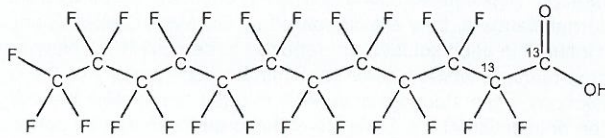


WELLINGTON
LABORATORIES

CERTIFICATE OF ANALYSIS
DOCUMENTATION

PRODUCT CODE: MPFDoA **LOT NUMBER:** MPFDoA0517
COMPOUND: Perfluoro-n-[1,2-¹³C₂]dodecanoic acid

STRUCTURE: **CAS #:** Not available



MOLECULAR FORMULA: ¹³C₂¹²C₁₀HF₂₃O₂ **MOLECULAR WEIGHT:** 616.08
CONCENTRATION: 50 ± 2.5 µg/ml **SOLVENT(S):** Methanol
Water (<1%)
CHEMICAL PURITY: >98% **ISOTOPIC PURITY:** ≥99% ¹³C
LAST TESTED: (mm/dd/yyyy) 05/23/2017 (1,2-¹³C₂)
EXPIRY DATE: (mm/dd/yyyy) 05/23/2022
RECOMMENDED STORAGE: Store ampoule in a cool, dark place

DOCUMENTATION/ DATA ATTACHED:

Figure 1: LC/MS Data (TIC and Mass Spectrum)
Figure 2: LC/MS/MS Data (Selected MRM Transitions)

ADDITIONAL INFORMATION:

- See page 2 for further details.
- Contains 4 mole eq. of NaOH to prevent conversion of the carboxylic acid to the methyl ester.

FOR LABORATORY USE ONLY: NOT FOR HUMAN OR DRUG USE

Certified By:  **Date:** 05/26/2017
B.G. Chittim, General Manager (mm/dd/yyyy)

Wellington Laboratories Inc., 345 Southgate Dr. Guelph ON N1G 3M5 CANADA
519-822-2436 • Fax: 519-822-2849 • info@well-labs.com

18B1510

INTENDED USE:

The products prepared by Wellington Laboratories Inc. are for laboratory use only. This certified reference material (CRM) was designed to be used as a standard for the identification and/or quantification of the specific chemical compound it contains.

HAZARDS:

This product should only be used by qualified personnel familiar with its potential hazards and trained in the handling of hazardous chemicals. Due care should be exercised to prevent unnecessary human contact or ingestion. All procedures should be carried out in a well-functioning fume hood and suitable gloves, eye protection, and clothing should be worn at all times. Waste should be disposed of according to national and regional regulations. Safety Data Sheets (SDSs) are available upon request.

SYNTHESIS / CHARACTERIZATION:

Where possible, all of our products are synthesized using single-product unambiguous routes. They are then characterized, and their structures and purities confirmed, using a combination of the most relevant techniques, such as NMR, GC/MS, LC/MS/MS, SFC/UV/MS/MS, x-ray crystallography, and melting point. Isotopic purities of mass-labelled compounds are also confirmed using HRGC/HRMS and/or LC/MS/MS.

HOMOGENEITY:

Prior to solution preparation, crystalline material is tested for homogeneity using a variety of techniques (as stated above) and its solubility in a given diluent is taken into consideration. Duplicate solutions of a new product are prepared from the same crystalline lot and, after the addition of an appropriate internal standard, they are compared by GC/MS, LC/MS/MS and/or SFC/UV/MS/MS. The relative response factors of the analyte of interest in each solution are required to be <5% RSD. New solution lots of existing products are compared to older lots in the same manner, which further confirms the homogeneity of the crystalline material as well as the stability and homogeneity of the solutions in the storage containers. In order to maintain the integrity of the assigned value(s), and associated uncertainty, the dilution or injection of a subsample of this product should be performed using calibrated measuring equipment.

UNCERTAINTY:

The maximum combined relative standard uncertainty of our reference standard solutions is calculated using the following equation:

The combined relative standard uncertainty, $u_c(y)$, of a value y and the uncertainty of the independent parameters

x_1, x_2, \dots, x_n on which it depends is:

$$u_c(y(x_1, x_2, \dots, x_n)) = \sqrt{\sum_{i=1}^n H(y, x_i)^2}$$

where x is expressed as a relative standard uncertainty of the individual parameter.

The individual uncertainties taken into account include those associated with weights (calibration of the balance) and volumes (calibration of the volumetric glassware). An expanded maximum combined percent relative uncertainty of $\pm 5\%$ (calculated with a coverage factor of 2 and a level of confidence of 95%) is stated on the Certificate of Analysis for all of our products.

TRACEABILITY:

All reference standard solutions are traceable to specific crystalline lots. The microbalances used for solution preparation are regularly tested by an external ISO/IEC 17025 accredited calibration company. In addition, their calibration is verified prior to each weighing using calibrated NIST and/or NRC traceable external weights. All volumetric glassware used is calibrated, of Class A tolerance, and has been tested according to the appropriate ASTM procedures, which are ultimately traceable to NIST. For certain products, traceability to international interlaboratory studies has also been established.

EXPIRY DATE / PERIOD OF VALIDITY:

Ongoing stability studies of this product have demonstrated stability in its composition and concentration, until the specified expiry date, in the unopened ampoule. Monitoring for any degradation or change in concentration of the listed analyte(s) is performed on a routine basis.

LIMITED WARRANTY:

At the time of shipment, all products are warranted to be free of defects in material and workmanship and to conform to the stated technical and purity specifications.

QUALITY MANAGEMENT:

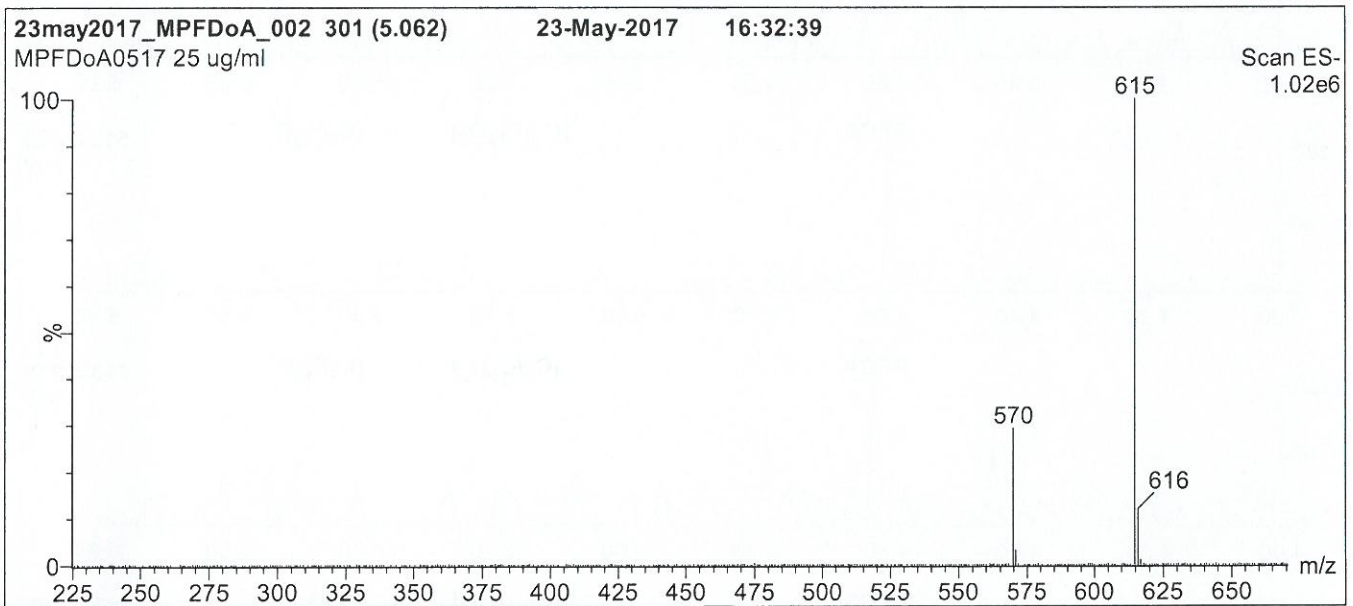
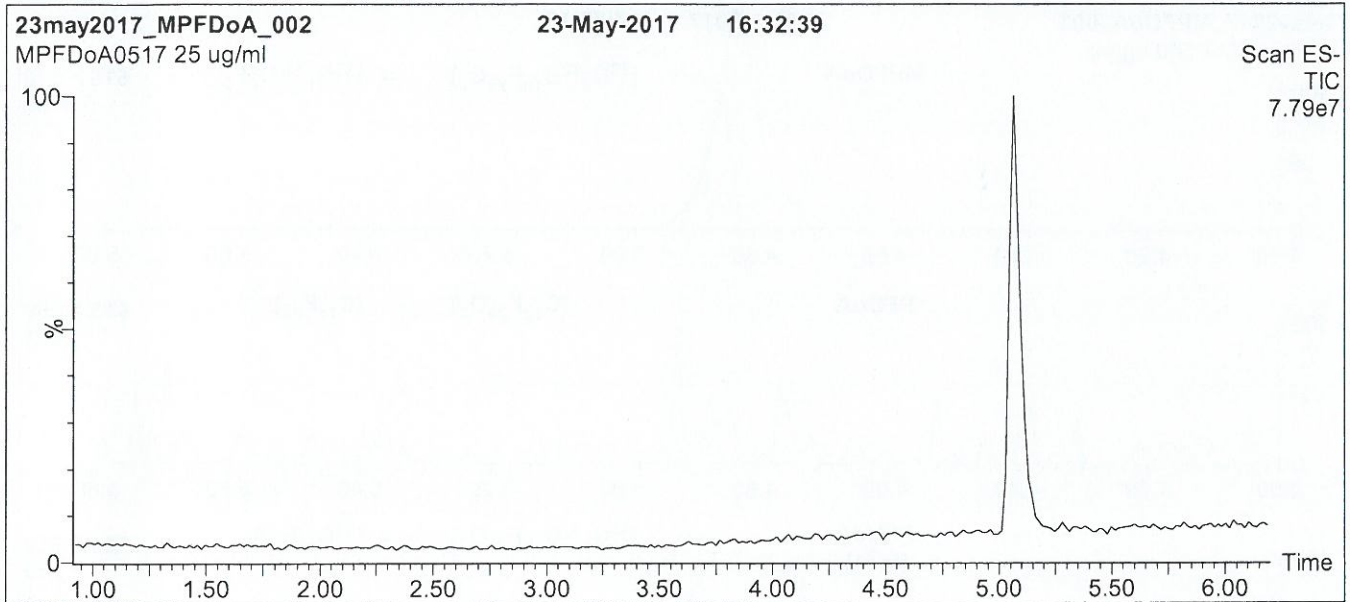
This product was produced using a Quality Management System registered to the latest versions of ISO 9001 by SAI Global, ISO/IEC 17025 by the Canadian Association for Laboratory Accreditation Inc. (CALA; A 1226), and ISO GUIDE 34 by ANSI-ASQ National Accreditation Board (ANAB; AR-1523).



For additional information or assistance concerning this or any other products from Wellington Laboratories Inc., please visit our website at www.well-labs.com or contact us directly at info@well-labs.com

18B1510

Figure 1: MPFDoA; LC/MS Data (TIC and Mass Spectrum)



Conditions for Figure 1:

LC: Waters Acquity Ultra Performance LC
MS: Micromass Quattro *micro* API MS

Chromatographic Conditions

Column: Acquity UPLC BEH Shield RP₁₈
1.7 μ m, 2.1 x 100 mm

Mobile phase: Gradient
Start: 60% (80:20 MeOH:ACN) / 40% H₂O
(both with 10 mM NH₄OAc buffer)
Ramp to 90% organic over 7 min and hold for 1.5 min
before returning to initial conditions in 0.5 min.
Time: 10 min

Flow: 300 μ l/min

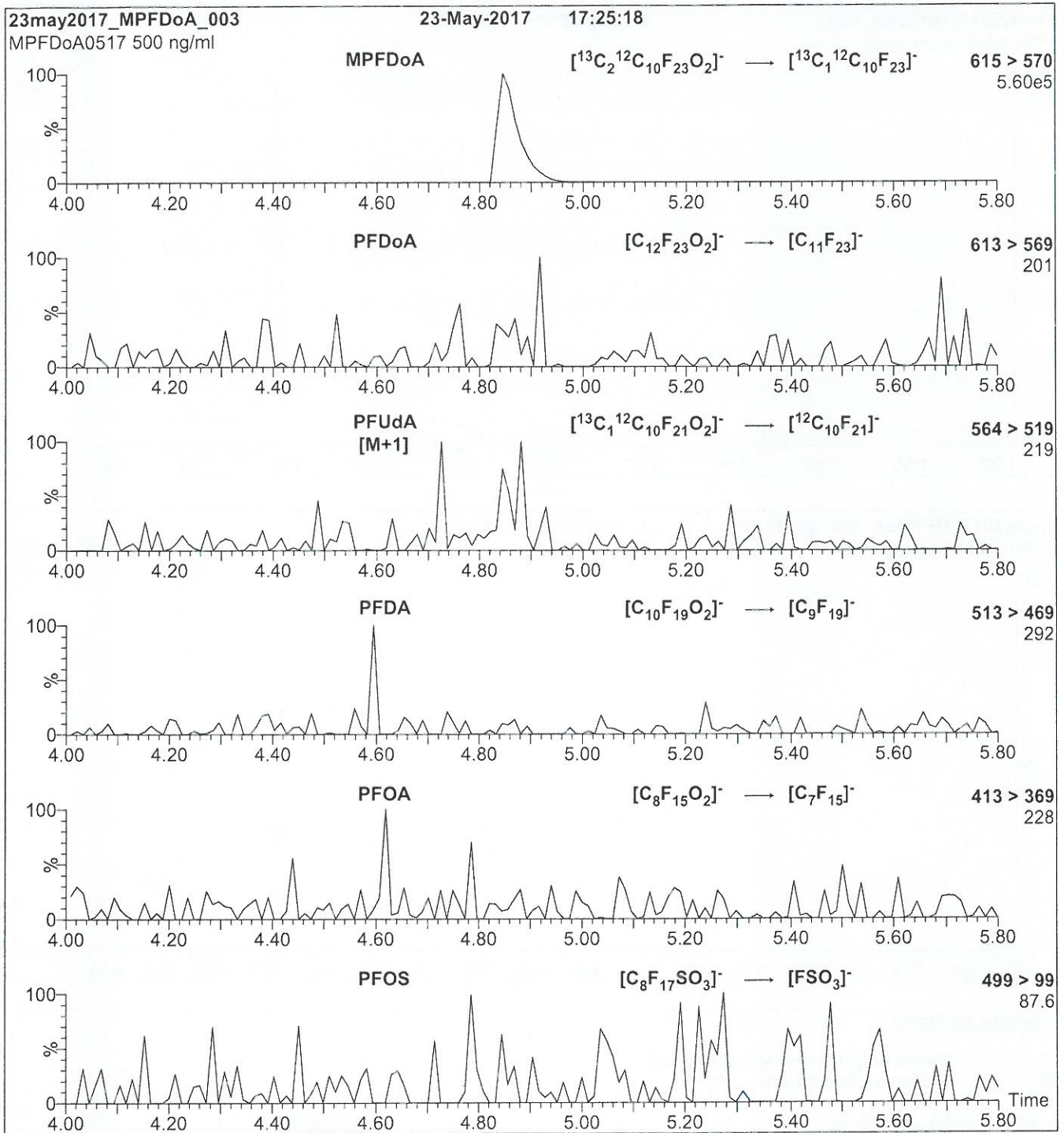
MS Parameters

Experiment: Full Scan (225 - 850 amu)

Source: Electrospray (negative)
Capillary Voltage (kV) = 2.00
Cone Voltage (V) = 20.00
Cone Gas Flow (l/hr) = 100
Desolvation Gas Flow (l/hr) = 750

18B1510

Figure 2: MPFDoA; LC/MS/MS Data (Selected MRM Transitions)



Conditions for Figure 2:

Injection: Direct loop injection
10 μl (500 ng/ml MPFDoA)

Mobile phase: Isocratic 80% (80:20 MeOH:ACN) / 20% H_2O
(both with 10 mM NH_4OAc buffer)

Flow: 300 $\mu\text{l}/\text{min}$

MS Parameters

Collision Gas (mbar) = 3.39e-3
Collision Energy (eV) = 13