Navy_CLEAN_PFAS_FOIA_request_covers.indd

NAVFAC
Naval Facilities Engineering Command

Groundwater Sample Results, Combined Level 2 and Level 4 Laboratory Report, Electronic Data Deliverable, and the Sample Location Report, SDG 1802154

Naval Weapons Industrial Reserve Plant Bethpage
Bethpage, New York

August 2019

APPROVED FOR PUBLIC RELEASE; DISTRIBUTION UNLIMITED

September 14, 2018

Vista Work Order No. 1802154

Mr. Ernie Wu
Tetra Tech
5700 Lake Wright Drive, Suite 309
Norfolk, VA 23502

Dear Mr. Wu,

Enclosed are the results for the sample set received at Vista Analytical Laboratory on August 01, 2018 under your Project Name '112G08005-WE13'.

Vista Analytical Laboratory is committed to serving you effectively. If you require additional information, please contact me at 916-673-1520 or by email at mmaier@vista-analytical.com.

Thank you for choosing Vista as part of your analytical support team.

Sincerely,

Martha Maier
Laboratory Director

Vista Analytical Laboratory certifies that the report herein meets all the requirements set forth by NELAP for those applicable test methods. Results relate only to the samples as received by the laboratory. This report should not be reproduced except in full without the written approval of Vista.

Vista Work Order No. 1802154
Case Narrative

Sample Condition on Receipt:

Three aqueous samples were received in good condition and within the method temperature requirements. The samples were received and stored securely in accordance with Vista standard operating procedures and EPA methodology.

Analytical Notes:

PFAS Isotope Dilution Method

The samples were extracted and analyzed for a selected list of PFAS using the PFAS Isotope Dilution Method (Modified EPA Method 537). The results for PFHxS, PFOA, PFOS, MeFOSAA and EtFOSAA include both linear and branched isomers. Results for all other analytes include the linear isomers only.

Sample "WE13-GW-TANK2-IDW-072918" required increased vacuum to elute through the cartridge.

Holding Times

The samples were extracted and analyzed within the method hold times.

Quality Control

The samples were re-extracted after the preparation chemist inadvertently dropped the Method Blank extract while it was being transferred.

The Initial Calibration and Continuing Calibration Verifications met the method acceptance criteria.

A Method Blank and Ongoing Precision and Recovery (OPR) sample were extracted and analyzed with the preparation batch. No analytes were detected in the Method Blank above 1/2 the LOQ. The OPR recoveries were within the method acceptance criteria.

The labeled standard recoveries outside the acceptance criteria are flagged with an "H".

In addition, the laboratory QC officer must read and sign a copy of the Quality Assurance Review Form displayed on the next page of this Attachment. Electronic deliverables are not considered to be complete without the accompanying Quality Assurance Review Form.

I Martha Maier, as the designated Quality Assurance Officer, hereby attest that all electronic deliverables have been thoroughly reviewed and are in agreement with the associated hardcopy data. The enclosed electronic files have been reviewed for accuracy (including significant figures), completeness and format. The laboratory will be responsible for any labor time necessary to correct enclosed electronic deliverables that have been found to be in error. I can be reached at (916) 673-1520 If there are any questions or problems with the enclosed electronic deliverables.

Signature: Martha Maier Title: President Date: 9/17/16

Revision 9
ISG
08/18/16

Table of Contents

Case Narrative..... 1

Signed Attestation Statement..... 3

Table of Contents..... 4

Sample Inventory..... 5

Analytical Results..... 6

Qualifiers..... 17

Certifications..... 18

Sample Receipt..... 21

Extraction Information..... 23

Sample Data - PFAS Isotope Dilution Method..... 28

IIS Areas, IBs and CCVs..... 74

ICAL with ICV and IB..... 135

Tune Checks..... 279

Sample Inventory Report

Vista Sample ID	Client Sample ID	Sampled	Received	Components/Containers
1802154-01	WE13-GW-TANK1-IDW-072918	29-Jul-18 10:30	01-Aug-18 10:19	HDPE Bottle, 250 mL
				HDPE Bottle, 250 mL
1802154-02	WE13-GW-TANK2-IDW-072918	29-Jul-18 10:45	01-Aug-18 10:19	HDPE Bottle, 250 mL
				HDPE Bottle, 250 mL
1802154-03	EB03-WE13-GW-IDW-072918	29-Jul-18 10:40	01-Aug-18 10:19	HDPE Bottle, 250 mL
				HDPE Bottle, 250 mL

Vista Project: 1802154

Client Project: 112G08005-WE13

ANALYTICAL RESULTS

Sample ID: Method Blank

PFAS Isotope Dilution Method

Client Data

Name: Tetra Tech
Project: 112G08005-WE13
Matrix: Aqueous

Laboratory Data

Lab Sample: B8H0064-BLK1
Column: BEH C18

Analyte	CAS Number	Conc. (ng/L)	DL	LOD	LOQ	Qualifiers	Batch	Extracted	Samp Size	Analyzed	Dilution
PFBA	375-22-4	ND	1.37	2.50	4.00	U	B8H0064	09-Aug-18	0.250 L	25-Aug-18 22:54	1
PFPeA	2706-90-3	ND	1.37	2.50	4.00	U	B8H0064	09-Aug-18	0.250 L	25-Aug-18 22:54	1
PFBS	375-73-5	ND	1.37	2.50	4.00	U	B8H0064	09-Aug-18	0.250 L	25-Aug-18 22:54	1
PFHxA	307-24-4	ND	1.37	2.50	4.00	U	B8H0064	09-Aug-18	0.250 L	25-Aug-18 22:54	1
PFHpA	375-85-9	ND	1.37	2.50	4.00	U	B8H0064	09-Aug-18	0.250 L	25-Aug-18 22:54	1
PFHxS	355-46-4	ND	1.37	2.50	4.00	U	B8H0064	09-Aug-18	0.250 L	25-Aug-18 22:54	1
6:2 FTS	27619-97-2	ND	1.37	2.50	4.00	U	B8H0064	09-Aug-18	0.250 L	25-Aug-18 22:54	1
PFOA	335-67-1	ND	1.37	2.50	4.00	U	B8H0064	09-Aug-18	0.250 L	25-Aug-18 22:54	1
PFHpS	375-92-8	ND	1.37	2.50	4.00	U	B8H0064	09-Aug-18	0.250 L	25-Aug-18 22:54	1
PFNA	375-95-1	ND	1.37	2.50	4.00	U	B8H0064	09-Aug-18	0.250 L	25-Aug-18 22:54	1
PFOSA	754-91-6	ND	1.37	2.50	4.00	U	B8H0064	09-Aug-18	0.250 L	25-Aug-18 22:54	1
PFOS	1763-23-1	ND	1.37	2.50	4.00	U	B8H0064	09-Aug-18	0.250 L	25-Aug-18 22:54	1
PFDA	335-76-2	ND	1.37	2.50	4.00	U	B8H0064	09-Aug-18	0.250 L	25-Aug-18 22:54	1
8:2 FTS	39108-34-4	ND	1.37	2.50	4.00	U	B8H0064	09-Aug-18	0.250 L	25-Aug-18 22:54	1
MeFOSAA	2355-31-9	ND	1.37	2.50	4.00	U	B8H0064	09-Aug-18	0.250 L	25-Aug-18 22:54	1
EtFOSAA	2991-50-6	ND	1.37	2.50	4.00	U	B8H0064	09-Aug-18	0.250 L	25-Aug-18 22:54	1
PFUnA	2058-94-8	ND	1.37	2.50	4.00	U	B8H0064	09-Aug-18	0.250 L	25-Aug-18 22:54	1
PFDS	335-77-3	ND	1.37	2.50	4.00	U	B8H0064	09-Aug-18	0.250 L	25-Aug-18 22:54	1
PFDoA	307-55-1	ND	1.37	2.50	4.00	U	B8H0064	09-Aug-18	0.250 L	25-Aug-18 22:54	1
PFTrDA	72629-94-8	ND	1.37	2.50	4.00	U	B8H0064	09-Aug-18	0.250 L	25-Aug-18 22:54	1
PFTeDA	376-06-7	ND	1.37	2.50	4.00	U	B8H0064	09-Aug-18	0.250 L	25-Aug-18 22:54	1

Labeled Standards	Type	% Recovery	Limits	Qualifiers	Batch	Extracted	Samp Size	Analyzed	Dilution
13C3-PFBA	IS	6.60	50 - 150	H	B8H0064	09-Aug-18	0.250 L	25-Aug-18 22:54	1
13C3-PFPeA	IS	9.50	50 - 150	H	B8H0064	09-Aug-18	0.250 L	25-Aug-18 22:54	1
13C3-PFBS	IS	4.20	50 - 150	H	B8H0064	09-Aug-18	0.250 L	25-Aug-18 22:54	1
13C2-PFHxA	IS	13.8	50 - 150	H	B8H0064	09-Aug-18	0.250 L	25-Aug-18 22:54	1
13C4-PFHpA	IS	17.6	50 - 150	H	B8H0064	09-Aug-18	0.250 L	25-Aug-18 22:54	1
18O2-PFHxS	IS	6.90	50 - 150	H	B8H0064	09-Aug-18	0.250 L	25-Aug-18 22:54	1
13C2-PFOA	IS	18.8	50 - 150	H	B8H0064	09-Aug-18	0.250 L	25-Aug-18 22:54	1
13C5-PFNA	IS	22.5	50 - 150	H	B8H0064	09-Aug-18	0.250 L	25-Aug-18 22:54	1
13C8-PFOSA	IS	31.3	50 - 150	H	B8H0064	09-Aug-18	0.250 L	25-Aug-18 22:54	1
13C8-PFOS	IS	10.7	50 - 150	H	B8H0064	09-Aug-18	0.250 L	25-Aug-18 22:54	1
13C2-PFDA	IS	20.5	50 - 150	H	B8H0064	09-Aug-18	0.250 L	25-Aug-18 22:54	1
d3-MeFOSAA	IS	13.9	50 - 150	H	B8H0064	09-Aug-18	0.250 L	25-Aug-18 22:54	1
d5-EtFOSAA	IS	24.4	50 - 150	H	B8H0064	09-Aug-18	0.250 L	25-Aug-18 22:54	1

Sample ID: Method Blank

PFAS Isotope Dilution Method

Client Data

Name: Tetra Tech
Project: 112G08005-WE13
Matrix: Aqueous

Laboratory Data

Lab Sample: B8H0064-BLK1
Column: BEH C18

Labeled Standards	Type	% Recovery	Limits	Qualifiers	Batch	Extracted	Samp Size	Analyzed	Dilution
13C2-PFUnA	IS	18.8	50 - 150	H	B8H0064	09-Aug-18	0.250 L	25-Aug-18 22:54	1
13C2-PFDoA	IS	18.3	50 - 150	H	B8H0064	09-Aug-18	0.250 L	25-Aug-18 22:54	1
13C2-PFTeDA	IS	29.3	50 - 150	H	B8H0064	09-Aug-18	0.250 L	25-Aug-18 22:54	1

DL - Detection Limit
LOD - Limit of Detection
LOQ - Limit of quantitation

Results reported to the DL.

When reported, PFHxS, PFOA, PFOS, MeFOSAA and EtFOSAA include both linear and branched isomers. Only the linear isomer is reported for all other analytes.

Sample ID: OPR **PFAS Isotope Dilution Method**

Client Data

Name: Tetra Tech
Project: 112G08005-WE13
Matrix: Aqueous

Laboratory Data

Lab Sample: B8H0064-BS1
Column: BEH C18

Analyte	CAS Number	Amt Found (ng/L)	Spike Amt	% Rec	Limits	Qualifiers	Batch	Extracted	Samp Size	Analyzed	Dilution
PFBA	375-22-4	38.8	40.0	97.1	70 - 130		B8H0064	09-Aug-18	0.250 L	25-Aug-18 22:43	1
PFPeA	2706-90-3	41.1	40.0	103	70 - 130		B8H0064	09-Aug-18	0.250 L	25-Aug-18 22:43	1
PFBS	375-73-5	42.4	40.0	106	70 - 130		B8H0064	09-Aug-18	0.250 L	25-Aug-18 22:43	1
PFHxA	307-24-4	42.4	40.0	106	70 - 130		B8H0064	09-Aug-18	0.250 L	25-Aug-18 22:43	1
PFHpA	375-85-9	42.2	40.0	106	70 - 130		B8H0064	09-Aug-18	0.250 L	25-Aug-18 22:43	1
PFHxS	355-46-4	41.4	40.0	104	70 - 130		B8H0064	09-Aug-18	0.250 L	25-Aug-18 22:43	1
6:2 FTS	27619-97-2	45.2	40.0	113	70 - 130		B8H0064	09-Aug-18	0.250 L	25-Aug-18 22:43	1
PFOA	335-67-1	40.8	40.0	102	70 - 130		B8H0064	09-Aug-18	0.250 L	25-Aug-18 22:43	1
PFHpS	375-92-8	39.8	40.0	99.4	70 - 130		B8H0064	09-Aug-18	0.250 L	25-Aug-18 22:43	1
PFNA	375-95-1	40.3	40.0	101	70 - 130		B8H0064	09-Aug-18	0.250 L	25-Aug-18 22:43	1
PFOSA	754-91-6	43.9	40.0	110	70 - 130		B8H0064	09-Aug-18	0.250 L	25-Aug-18 22:43	1
PFOS	1763-23-1	40.8	40.0	102	70 - 130		B8H0064	09-Aug-18	0.250 L	25-Aug-18 22:43	1
PFDA	335-76-2	42.4	40.0	106	70 - 130		B8H0064	09-Aug-18	0.250 L	25-Aug-18 22:43	1
8:2 FTS	39108-34-4	47.3	40.0	118	70 - 130		B8H0064	09-Aug-18	0.250 L	25-Aug-18 22:43	1
MeFOSAA	2355-31-9	39.2	40.0	98.0	70 - 130		B8H0064	09-Aug-18	0.250 L	25-Aug-18 22:43	1
EtFOSAA	2991-50-6	45.0	40.0	112	70 - 130		B8H0064	09-Aug-18	0.250 L	25-Aug-18 22:43	1
PFUnA	2058-94-8	42.9	40.0	107	70 - 130		B8H0064	09-Aug-18	0.250 L	25-Aug-18 22:43	1
PFDS	335-77-3	51.7	40.0	129	70 - 130		B8H0064	09-Aug-18	0.250 L	25-Aug-18 22:43	1
PFDoA	307-55-1	42.4	40.0	106	70 - 130		B8H0064	09-Aug-18	0.250 L	25-Aug-18 22:43	1
PFTrDA	72629-94-8	49.2	40.0	123	70 - 130		B8H0064	09-Aug-18	0.250 L	25-Aug-18 22:43	1
PFTeDA	376-06-7	43.1	40.0	108	70 - 130		B8H0064	09-Aug-18	0.250 L	25-Aug-18 22:43	1

Labeled Standards	Type	% Rec	Limits	Qualifiers	Batch	Extracted	Samp Size	Analyzed	Dilution
13C3-PFBA	IS	14.3	50- 150	H	B8H0064	09-Aug-18	0.250 L	25-Aug-18 22:43	1
13C3-PFPeA	IS	18.4	50- 150	H	B8H0064	09-Aug-18	0.250 L	25-Aug-18 22:43	1
13C3-PFBS	IS	10.5	50- 150	H	B8H0064	09-Aug-18	0.250 L	25-Aug-18 22:43	1
13C2-PFHxA	IS	24.4	50- 150	H	B8H0064	09-Aug-18	0.250 L	25-Aug-18 22:43	1
13C4-PFHpA	IS	29.9	50- 150	H	B8H0064	09-Aug-18	0.250 L	25-Aug-18 22:43	1
18O2-PFHxS	IS	14.3	50- 150	H	B8H0064	09-Aug-18	0.250 L	25-Aug-18 22:43	1
13C2-PFOA	IS	33.6	50- 150	H	B8H0064	09-Aug-18	0.250 L	25-Aug-18 22:43	1
13C5-PFNA	IS	33.8	50- 150	H	B8H0064	09-Aug-18	0.250 L	25-Aug-18 22:43	1
13C8-PFOSA	IS	34.8	50- 150	H	B8H0064	09-Aug-18	0.250 L	25-Aug-18 22:43	1
13C8-PFOS	IS	19.4	50- 150	H	B8H0064	09-Aug-18	0.250 L	25-Aug-18 22:43	1
13C2-PFDA	IS	30.6	50- 150	H	B8H0064	09-Aug-18	0.250 L	25-Aug-18 22:43	1
d3-MeFOSAA	IS	19.0	50- 150	H	B8H0064	09-Aug-18	0.250 L	25-Aug-18 22:43	1
d5-EtFOSAA	IS	23.2	50- 150	H	B8H0064	09-Aug-18	0.250 L	25-Aug-18 22:43	1

Sample ID: OPR — **PFAS Isotope Dilution Method**

Client Data

Name: Tetra Tech
Project: 112G08005-WE13
Matrix: Aqueous

Laboratory Data

Lab Sample: B8H0064-BS1
Column: BEH C18

Labeled Standards	Type	% Rec	Limits	Qualifiers	Batch	Extracted	Samp Size	Analyzed	Dilution
13C2-PFUnA	IS	27.2	50- 150	H	B8H0064	09-Aug-18	0.250 L	25-Aug-18 22:43	1
13C2-PFDoA	IS	28.7	50- 150	H	B8H0064	09-Aug-18	0.250 L	25-Aug-18 22:43	1
13C2-PFTeDA	IS	35.0	50- 150	H	B8H0064	09-Aug-18	0.250 L	25-Aug-18 22:43	1

Sample ID: WE13-GW-TANK1-IDW-072918 **PFAS Isotope Dilution Method**

Client Data

Name: Tetra Tech
Project: 112G08005-WE13
Location: TANK 1
Matrix: Aqueous
Date Collected: 29-Jul-18 10:30

Laboratory Data

Lab Sample: 1802154-01
Date Received: 01-Aug-18 10:19
Column: BEH C18

Analyte	CAS Number	Conc. (ng/L)	DL	LOD	LOQ	Qualifiers	Batch	Extracted	Samp Size	Analyzed	Dilution
PFBA	375-22-4	9.30	1.38	2.51	4.02		B8H0064	09-Aug-18	0.249 L	25-Aug-18 23:26	1
PFPeA	2706-90-3	17.9	1.38	2.51	4.02		B8H0064	09-Aug-18	0.249 L	25-Aug-18 23:26	1
PFBS	375-73-5	ND	1.38	2.51	4.02	U	B8H0064	09-Aug-18	0.249 L	25-Aug-18 23:26	1
PFHxA	307-24-4	14.5	1.38	2.51	4.02		B8H0064	09-Aug-18	0.249 L	25-Aug-18 23:26	1
PFHpA	375-85-9	11.9	1.38	2.51	4.02		B8H0064	09-Aug-18	0.249 L	25-Aug-18 23:26	1
PFHxS	355-46-4	2.32	1.38	2.51	4.02	J	B8H0064	09-Aug-18	0.249 L	25-Aug-18 23:26	1
6:2 FTS	27619-97-2	1.59	1.38	2.51	4.02	J	B8H0064	09-Aug-18	0.249 L	25-Aug-18 23:26	1
PFOA	335-67-1	19.8	1.38	2.51	4.02		B8H0064	09-Aug-18	0.249 L	25-Aug-18 23:26	1
PFHpS	375-92-8	ND	1.38	2.51	4.02	U	B8H0064	09-Aug-18	0.249 L	25-Aug-18 23:26	1
PFNA	375-95-1	5.85	1.38	2.51	4.02		B8H0064	09-Aug-18	0.249 L	25-Aug-18 23:26	1
PFOSA	754-91-6	ND	1.38	2.51	4.02	U	B8H0064	09-Aug-18	0.249 L	25-Aug-18 23:26	1
PFOS	1763-23-1	10.5	1.38	2.51	4.02		B8H0064	09-Aug-18	0.249 L	25-Aug-18 23:26	1
PFDA	335-76-2	ND	1.38	2.51	4.02	U	B8H0064	09-Aug-18	0.249 L	25-Aug-18 23:26	1
8:2 FTS	39108-34-4	ND	1.38	2.51	4.02	U	B8H0064	09-Aug-18	0.249 L	25-Aug-18 23:26	1
MeFOSAA	2355-31-9	ND	1.38	2.51	4.02	U	B8H0064	09-Aug-18	0.249 L	25-Aug-18 23:26	1
EtFOSAA	2991-50-6	ND	1.38	2.51	4.02	U	B8H0064	09-Aug-18	0.249 L	25-Aug-18 23:26	1
PFUnA	2058-94-8	ND	1.38	2.51	4.02	U	B8H0064	09-Aug-18	0.249 L	25-Aug-18 23:26	1
PFDS	335-77-3	ND	1.38	2.51	4.02	U	B8H0064	09-Aug-18	0.249 L	25-Aug-18 23:26	1
PFDoA	307-55-1	ND	1.38	2.51	4.02	U	B8H0064	09-Aug-18	0.249 L	25-Aug-18 23:26	1
PFTrDA	72629-94-8	ND	1.38	2.51	4.02	U	B8H0064	09-Aug-18	0.249 L	25-Aug-18 23:26	1
PFTeDA	376-06-7	ND	1.38	2.51	4.02	U	B8H0064	09-Aug-18	0.249 L	25-Aug-18 23:26	1

Labeled Standards	Type	% Recovery	Limits	Qualifiers	Batch	Extracted	Samp Size	Analyzed	Dilution
13C3-PFBA	IS	85.7	50 - 150		B8H0064	09-Aug-18	0.249 L	25-Aug-18 23:26	1
13C3-PFPeA	IS	84.0	50 - 150		B8H0064	09-Aug-18	0.249 L	25-Aug-18 23:26	1
13C3-PFBS	IS	90.7	50 - 150		B8H0064	09-Aug-18	0.249 L	25-Aug-18 23:26	1
13C2-PFHxA	IS	85.8	50 - 150		B8H0064	09-Aug-18	0.249 L	25-Aug-18 23:26	1
13C4-PFHpA	IS	85.0	50 - 150		B8H0064	09-Aug-18	0.249 L	25-Aug-18 23:26	1
18O2-PFHxS	IS	82.8	50 - 150		B8H0064	09-Aug-18	0.249 L	25-Aug-18 23:26	1
13C2-PFOA	IS	79.1	50 - 150		B8H0064	09-Aug-18	0.249 L	25-Aug-18 23:26	1
13C5-PFNA	IS	71.3	50 - 150		B8H0064	09-Aug-18	0.249 L	25-Aug-18 23:26	1
13C8-PFOSA	IS	44.1	50 - 150	H	B8H0064	09-Aug-18	0.249 L	25-Aug-18 23:26	1
13C8-PFOS	IS	73.4	50 - 150		B8H0064	09-Aug-18	0.249 L	25-Aug-18 23:26	1
13C2-PFDA	IS	61.3	50 - 150		B8H0064	09-Aug-18	0.249 L	25-Aug-18 23:26	1
d3-MeFOSAA	IS	45.6	50 - 150	H	B8H0064	09-Aug-18	0.249 L	25-Aug-18 23:26	1

Sample ID: WE13-GW-TANK1-IDW-072918

PFAS Isotope Dilution Method

Client Data

Name: Tetra Tech
Project: 112G08005-WE13
Location: TANK 1
Matrix: Aqueous
Date Collected: 29-Jul-18 10:30

Laboratory Data

Lab Sample: 1802154-01
Date Received: 01-Aug-18 10:19
Column: BEH C18

Labeled Standards	Type	% Recovery	Limits	Qualifiers	Batch	Extracted	Samp Size	Analyzed	Dilution
d5-EtFOSAA	IS	50.0	50 - 150		B8H0064	09-Aug-18	0.249 L	25-Aug-18 23:26	1
13C2-PFUnA	IS	59.0	50 - 150		B8H0064	09-Aug-18	0.249 L	25-Aug-18 23:26	1
13C2-PFDoA	IS	54.7	50 - 150		B8H0064	09-Aug-18	0.249 L	25-Aug-18 23:26	1
13C2-PFTeDA	IS	49.4	50 - 150	H	B8H0064	09-Aug-18	0.249 L	25-Aug-18 23:26	1

DL - Detection Limit
LOD - Limit of Detection
LOQ - Limit of quantitation

Results reported to the DL.

When reported, PFHxS, PFOA, PFOS, MeFOSAA and EtFOSAA include both linear and branched isomers. Only the linear isomer is reported for all other analytes.

Vista Analytical Laboratory

Sample ID: WE13-GW-TANK0-IDW-720918

PFAS Isotope Dilution Method

Client Data

Name: Tetra Tech
Project: 112G08005-WE13
Location: TANK 2

Matrix: Aqueous
Date Collected: 29-Jul-18 10:45

Laboratory Data

Lab Sample: 1802154-02
Date Received: 01-Aug-18 10:19

Column: BEH C18

Analyte	CAS Number	Conc. (ng/L)	DL	LOD	LOQ	Qualifiers	Batch	Extracted	Samp Size	Analyzed	Dilution
PFBA	3U5-22-4	ND	1.38	2.52	4.03	6	B8H0074	09-Aug-18	0.248 L	25-Aug-18 23:37	1
PFPeA	2U07-90-3	12.1	1.38	2.52	4.03		B8H0074	09-Aug-18	0.248 L	25-Aug-18 23:37	1
PFBS	3U5-UB-5	ND	1.38	2.52	4.03	6	B8H0074	09-Aug-18	0.248 L	25-Aug-18 23:37	1
PFHxA	30U-24-4	10.2	1.38	2.52	4.03		B8H0074	09-Aug-18	0.248 L	25-Aug-18 23:37	1
PFHpA	3U5-85-9	8.U7	1.38	2.52	4.03		B8H0074	09-Aug-18	0.248 L	25-Aug-18 23:37	1
PFHxS	355-47-4	ND	1.38	2.52	4.03	6	B8H0074	09-Aug-18	0.248 L	25-Aug-18 23:37	1
7:2 FTS	2U719-9U-2	3.70	1.38	2.52	4.03	J	B8H0074	09-Aug-18	0.248 L	25-Aug-18 23:37	1
PFOA	335-7U-1	8.27	1.38	2.52	4.03		B8H0074	09-Aug-18	0.248 L	25-Aug-18 23:37	1
PFHpS	3U5-92-8	ND	1.38	2.52	4.03	6	B8H0074	09-Aug-18	0.248 L	25-Aug-18 23:37	1
PFNA	3U5-95-1	U13	1.38	2.52	4.03		B8H0074	09-Aug-18	0.248 L	25-Aug-18 23:37	1
PFOSA	U54-91-7	ND	1.38	2.52	4.03	6	B8H0074	09-Aug-18	0.248 L	25-Aug-18 23:37	1
PFOS	1U73-23-1	5.10	1.38	2.52	4.03		B8H0074	09-Aug-18	0.248 L	25-Aug-18 23:37	1
PFDA	335-U7-2	ND	1.38	2.52	4.03	6	B8H0074	09-Aug-18	0.248 L	25-Aug-18 23:37	1
8:2 FTS	39108-34-4	ND	1.38	2.52	4.03	6	B8H0074	09-Aug-18	0.248 L	25-Aug-18 23:37	1
MeFOSAA	2355-31-9	ND	1.38	2.52	4.03	6	B8H0074	09-Aug-18	0.248 L	25-Aug-18 23:37	1
EtFOSAA	2991-50-7	ND	1.38	2.52	4.03	6	B8H0074	09-Aug-18	0.248 L	25-Aug-18 23:37	1
PF6 nA	2058-94-8	ND	1.38	2.52	4.03	6	B8H0074	09-Aug-18	0.248 L	25-Aug-18 23:37	1
PFDS	335-UU-3	ND	1.38	2.52	4.03	6	B8H0074	09-Aug-18	0.248 L	25-Aug-18 23:37	1
PFDoA	30U-55-1	ND	1.38	2.52	4.03	6	B8H0074	09-Aug-18	0.248 L	25-Aug-18 23:37	1
PFTrDA	U2729-94-8	ND	1.38	2.52	4.03	6	B8H0074	09-Aug-18	0.248 L	25-Aug-18 23:37	1
PFTeDA	3U7-07-U	ND	1.38	2.52	4.03	6	B8H0074	09-Aug-18	0.248 L	25-Aug-18 23:37	1

Labeled Standards	Type	% Recovery	Limits	Qualifiers	Batch	Extracted	Samp Size	Analyzed	Dilution
13C3-PFBA	IS	42.5	50 - 150	H	B8H0074	09-Aug-18	0.248 L	25-Aug-18 23:37	1
13C3-PFPeA	IS	48.8	50 - 150	H	B8H0074	09-Aug-18	0.248 L	25-Aug-18 23:37	1
13C3-PFBS	IS	42.0	50 - 150	H	B8H0074	09-Aug-18	0.248 L	25-Aug-18 23:37	1
13C2-PFHxA	IS	54.3	50 - 150		B8H0074	09-Aug-18	0.248 L	25-Aug-18 23:37	1
13C4-PFHpA	IS	71.2	50 - 150		B8H0074	09-Aug-18	0.248 L	25-Aug-18 23:37	1
18O2-PFHxS	IS	44.4	50 - 150	H	B8H0074	09-Aug-18	0.248 L	25-Aug-18 23:37	1
13C2-PFOA	IS	55.3	50 - 150		B8H0074	09-Aug-18	0.248 L	25-Aug-18 23:37	1
13C5-PFNA	IS	52.3	50 - 150		B8H0074	09-Aug-18	0.248 L	25-Aug-18 23:37	1
13C8-PFOSA	IS	48.9	50 - 150	H	B8H0074	09-Aug-18	0.248 L	25-Aug-18 23:37	1
13C8-PFOS	IS	50.7	50 - 150		B8H0074	09-Aug-18	0.248 L	25-Aug-18 23:37	1
13C2-PFDA	IS	49.1	50 - 150	H	B8H0074	09-Aug-18	0.248 L	25-Aug-18 23:37	1
d3-MeFOSAA	IS	50.8	50 - 150		B8H0074	09-Aug-18	0.248 L	25-Aug-18 23:37	1

Sample ID: WE13-GW-TANK0-IDW-720918

PFAS Isotope Dilution Method

Client Data

Name: Tetra Tech
Project: 112G08005-WE13
Location: TANK 2
Matrix: Aqueous
Date Collected: 29-Jul-18 10:45

Laboratory Data

Lab Sample: 1802154-02
Date Received: 01-Aug-18 10:19
Column: BEH C18

Labeled Standards	Type	% Recovery	Limits	Qualifiers	Batch	Extracted	Samp Size	Analyzed	Dilution
d5-EtFOSAA	IS	57.0	50 - 150		B8H0074	09-Aug-18	0.248 L	25-Aug-18 23:37	1
13C2-PF6 nA	IS	50.5	50 - 150		B8H0074	09-Aug-18	0.248 L	25-Aug-18 23:37	1
13C2-PFDoA	IS	52.0	50 - 150		B8H0074	09-Aug-18	0.248 L	25-Aug-18 23:37	1
13C2-PFTeDA	IS	42.0	50 - 150	H	B8H0074	09-Aug-18	0.248 L	25-Aug-18 23:37	1

DL - Detection Limit
LOD - Limit of Detection
LOQ - Limit of quantitation
Results reported to the DL.
When reported, PFHxS, PFOA, PFOS, MeFOSAA and EtFOSAA include both linear and branched isomers. Only the linear isomer is reported for all other analytes.

Vista Analytical Laboratory

Sample ID: EB03-WE13-GW-IDW-072918

PFAS Isotope Dilution Method

Client Data

Name: Tetra Tech
Project: 112G08005-WE13
Location: EB
Matrix: Aqueous
Date Collected: 29-Jul-18 10:40

Laboratory Data

Lab Sample: 1802154-03
Date Received: 01-Aug-18 10:19
Column: BEH C18

Analyte	CAS Number	Conc. (ng/L)	DL	LOD	LOQ	Qualifiers	Batch	Extracted	Samp Size	Analyzed	Dilution
PFBA	375-22-4	ND	1.34	2.45	3.92	U	B8H0064	09-Aug-18	0.255 L	25-Aug-18 23:47	1
PFPeA	2706-90-3	ND	1.34	2.45	3.92	U	B8H0064	09-Aug-18	0.255 L	25-Aug-18 23:47	1
PFBS	375-73-5	ND	1.34	2.45	3.92	U	B8H0064	09-Aug-18	0.255 L	25-Aug-18 23:47	1
PFHxA	307-24-4	ND	1.34	2.45	3.92	U	B8H0064	09-Aug-18	0.255 L	25-Aug-18 23:47	1
PFHpA	375-85-9	ND	1.34	2.45	3.92	U	B8H0064	09-Aug-18	0.255 L	25-Aug-18 23:47	1
PFHxS	355-46-4	ND	1.34	2.45	3.92	U	B8H0064	09-Aug-18	0.255 L	25-Aug-18 23:47	1
6:2 FTS	27619-97-2	ND	1.34	2.45	3.92	U	B8H0064	09-Aug-18	0.255 L	25-Aug-18 23:47	1
PFOA	335-67-1	ND	1.34	2.45	3.92	U	B8H0064	09-Aug-18	0.255 L	25-Aug-18 23:47	1
PFHpS	375-92-8	ND	1.34	2.45	3.92	U	B8H0064	09-Aug-18	0.255 L	25-Aug-18 23:47	1
PFNA	375-95-1	ND	1.34	2.45	3.92	U	B8H0064	09-Aug-18	0.255 L	25-Aug-18 23:47	1
PFOSA	754-91-6	ND	1.34	2.45	3.92	U	B8H0064	09-Aug-18	0.255 L	25-Aug-18 23:47	1
PFOS	1763-23-1	ND	1.34	2.45	3.92	U	B8H0064	09-Aug-18	0.255 L	25-Aug-18 23:47	1
PFDA	335-76-2	ND	1.34	2.45	3.92	U	B8H0064	09-Aug-18	0.255 L	25-Aug-18 23:47	1
8:2 FTS	39108-34-4	ND	1.34	2.45	3.92	U	B8H0064	09-Aug-18	0.255 L	25-Aug-18 23:47	1
MeFOSAA	2355-31-9	ND	1.34	2.45	3.92	U	B8H0064	09-Aug-18	0.255 L	25-Aug-18 23:47	1
EtFOSAA	2991-50-6	ND	1.34	2.45	3.92	U	B8H0064	09-Aug-18	0.255 L	25-Aug-18 23:47	1
PFUnA	2058-94-8	ND	1.34	2.45	3.92	U	B8H0064	09-Aug-18	0.255 L	25-Aug-18 23:47	1
PFDS	335-77-3	ND	1.34	2.45	3.92	U	B8H0064	09-Aug-18	0.255 L	25-Aug-18 23:47	1
PFDoA	307-55-1	ND	1.34	2.45	3.92	U	B8H0064	09-Aug-18	0.255 L	25-Aug-18 23:47	1
PFTrDA	72629-94-8	ND	1.34	2.45	3.92	U	B8H0064	09-Aug-18	0.255 L	25-Aug-18 23:47	1
PFTeDA	376-06-7	ND	1.34	2.45	3.92	U	B8H0064	09-Aug-18	0.255 L	25-Aug-18 23:47	1

Labeled Standards	Type	% Recovery	Limits	Qualifiers	Batch	Extracted	Samp Size	Analyzed	Dilution
13C3-PFBA	IS	17.8	50 - 150	H	B8H0064	09-Aug-18	0.255 L	25-Aug-18 23:47	1
13C3-PFPeA	IS	29.2	50 - 150	H	B8H0064	09-Aug-18	0.255 L	25-Aug-18 23:47	1
13C3-PFBS	IS	17.6	50 - 150	H	B8H0064	09-Aug-18	0.255 L	25-Aug-18 23:47	1
13C2-PFHxA	IS	40.9	50 - 150	H	B8H0064	09-Aug-18	0.255 L	25-Aug-18 23:47	1
13C4-PFHpA	IS	49.9	50 - 150	H	B8H0064	09-Aug-18	0.255 L	25-Aug-18 23:47	1
18O2-PFHxS	IS	25.7	50 - 150	H	B8H0064	09-Aug-18	0.255 L	25-Aug-18 23:47	1
13C2-PFOA	IS	51.3	50 - 150		B8H0064	09-Aug-18	0.255 L	25-Aug-18 23:47	1
13C5-PFNA	IS	54.1	50 - 150		B8H0064	09-Aug-18	0.255 L	25-Aug-18 23:47	1
13C8-PFOSA	IS	19.0	50 - 150	H	B8H0064	09-Aug-18	0.255 L	25-Aug-18 23:47	1
13C8-PFOS	IS	37.7	50 - 150	H	B8H0064	09-Aug-18	0.255 L	25-Aug-18 23:47	1
13C2-PFDA	IS	53.4	50 - 150		B8H0064	09-Aug-18	0.255 L	25-Aug-18 23:47	1
d3-MeFOSAA	IS	25.5	50 - 150	H	B8H0064	09-Aug-18	0.255 L	25-Aug-18 23:47	1

Sample ID: EB03-WE13-GW-IDW-072918

PFAS Isotope Dilution Method

Client Data

Name: Tetra Tech
Project: 112G08005-WE13
Location: EB
Matrix: Aqueous
Date Collected: 29-Jul-18 10:40

Laboratory Data

Lab Sample: 1802154-03
Date Received: 01-Aug-18 10:19
Column: BEH C18

Labeled Standards	Type	% Recovery	Limits	Qualifiers	Batch	Extracted	Samp Size	Analyzed	Dilution
d5-EtFOSAA	IS	34.8	50 - 150	H	B8H0064	09-Aug-18	0.255 L	25-Aug-18 23:47	1
13C2-PFUnA	IS	51.0	50 - 150		B8H0064	09-Aug-18	0.255 L	25-Aug-18 23:47	1
13C2-PFDoA	IS	47.1	50 - 150	H	B8H0064	09-Aug-18	0.255 L	25-Aug-18 23:47	1
13C2-PFTeDA	IS	50.5	50 - 150		B8H0064	09-Aug-18	0.255 L	25-Aug-18 23:47	1

DL - Detection Limit
LOD - Limit of Detection
LOQ - Limit of quantitation
Results reported to the DL.
When reported, PFHxS, PFOA, PFOS, MeFOSAA and EtFOSAA include both linear and branched isomers. Only the linear isomer is reported for all other analytes.

DATA QUALIFIERS & ABBREVIATIONS

B	**This compound was also detected in the method blank**
Conc.	**Concentration**
D	**Dilution**
DL	**Detection limit**
E	**The associated compound concentration exceeded the calibration range of the instrument**
H	**Recovery and/or RPD was outside laboratory acceptance limits**
I	**Chemical Interference**
J	**The amount detected is below the Reporting Limit/LOQ**
LOD	**Limits of Detection**
LOQ	**Limits of Quantitation**
M	**Estimated Maximum Possible Concentration (CA Region 2 projects only)**
NA	**Not applicable**
ND	**Not Detected**
Q	**Ion ratio outside of 70-130% of Standard Ratio. (DOD PFAS projects only)**
TEQ	**Toxic Equivalency**
U	**Not Detected (specific projects only)**
*****	**See Cover Letter**

Unless otherwise noted, solid sample results are reported in dry weight. Tissue samples are reported in wet weight.

CERTIFICATIONS

Accrediting Authority	Certificate Number
Alaska Department of Environmental Conservation	17-013
Arkansas Department of Environmental Quality	18-008-0
California Department of Health – ELAP	2892
DoD ELAP - A2LA Accredited - ISO/IEC 17025:2005	3091.01
Florida Department of Health	E87777-18
Hawaii Department of Health	N/A
Louisiana Department of Environmental Quality	01977
Maine Department of Health	2018017
Minnesota Department of Health	1322288
New Hampshire Environmental Accreditation Program	207717
New Jersey Department of Environmental Protection	CA003
New York Department of Health	11411
Oregon Laboratory Accreditation Program	4042-009
Pennsylvania Department of Environmental Protection	014
Texas Commission on Environmental Quality	T104704189-18-8
Virginia Department of General Services	9077
Washington Department of Ecology	C584
Wisconsin Department of Natural Resources	998036160

Current certificates and lists of licensed parameters are located in the Quality Assurance office and are available upon request.

NELAP Accredited Test Methods

MATRIX: Air	
Description of Test	**Method**
Determination of Polychlorinated p-Dioxins & Polychlorinated Dibenzofurans	EPA 23

MATRIX: Biological Tissue	
Description of Test	**Method**
Tetra- through Octa-Chlorinated Dioxins and Furans by Isotope Dilution GC/HRMS	EPA 1613B
Brominated Diphenyl Ethers by HRGC/HRMS	EPA 1614A
Chlorinated Biphenyl Congeners in Water, Soil, Sediment, and Tissue by GC/HRMS	EPA 1668A/C
Pesticides in Water, Soil, Sediment, Biosolids, and Tissue by HRGC/HRMS	EPA 1699
Perfluorinated Alkyl Acids in Drinking Water by SPE and LC/MS/MS	EPA 537
Polychlorinated Dibenzo-p-Dioxins and Polychlorinated Dibenzofurans by GC/HRMS	EPA 8280A/B
Polychlorinated Dibenzodioxins (PCDDs) and Polychlorinated Dibenzofurans (PCDFs) by GC/HRMS	EPA 8290/8290A

MATRIX: Drinking Water	
Description of Test	**Method**
2,3,7,8-Tetrachlorodibenzo- p-dioxin (2,3,7,8-TCDD) GC/HRMS	EPA 1613
Perfluorinated Alkyl Acids in Drinking Water by SPE and LC/MS/MS	EPA 537

MATRIX: Non-Potable Water	
Description of Test	**Method**
Tetra- through Octa-Chlorinated Dioxins and Furans by Isotope Dilution GC/HRMS	EPA 1613B
Brominated Diphenyl Ethers by HRGC/HRMS	EPA 1614A
Chlorinated Biphenyl Congeners in Water, Soil, Sediment, and Tissue by GC/HRMS	EPA 1668A/C
Pesticides in Water, Soil, Sediment, Biosolids, and Tissue by HRGC/HRMS	EPA 1699
Perfluorinated Alkyl Acids in Drinking Water by SPE and LC/MS/MS	EPA 537
Dioxin by GC/HRMS	EPA 613
Polychlorinated Dibenzo-p-Dioxins and Polychlorinated Dibenzofurans by GC/HRMS	EPA 8280A/B
Polychlorinated Dibenzodioxins (PCDDs) and Polychlorinated Dibenzofurans (PCDFs) by GC/HRMS	EPA 8290/8290A

MATRIX: Solids	
Description of Test	**Method**
Tetra-Octa Chlorinated Dioxins and Furans by Isotope Dilution GC/HRMS	EPA 1613
Tetra- through Octa-Chlorinated Dioxins and Furans by Isotope Dilution GC/HRMS	EPA 1613B
Brominated Diphenyl Ethers by HRGC/HRMS	EPA 1614A
Chlorinated Biphenyl Congeners in Water, Soil, Sediment, and Tissue by GC/HRMS	EPA 1668A/C
Perfluorinated Alkyl Acids in Drinking Water by SPE and LC/MS/MS	EPA 537
Polychlorinated Dibenzo-p-Dioxins and Polychlorinated Dibenzofurans by GC/HRMS	EPA 8280A/B
Polychlorinated Dibenzodioxins (PCDDs) and Polychlorinated Dibenzofurans (PCDFs) by GC/HRMS	EPA 8290/8290A

Rev. No.: 0
Rev. Date: 06/27/2017

ID: LR - 537COC

1 of 1 IDW

Vista Analytical Laboratory

CHAIN OF CUSTODY

For Laboratory Use Only
Work Order #: 1802154 Temp: 0.8 °C
Storage ID: WR2 Storage Secured: Yes ☑ No ☐

Project ID: 112G08005-WE13 PO#: _____ Sampler: Scott Anderson (name)

TAT (check one): Standard: ☒ 21 days; Rush (surcharge may apply): ☐ 14 days ☐ 7 days Specify: _____

Invoice to: Name	Company	Address	City	State	Ph#	Fax#
Ernie Wu	Tetra Tech	5700 Lake Wright Drive	Norfolk	VA	23502	757 466 4901

Relinquished by (printed name and signature)	Date	Time	Received by (printed name and signature)	Date	Time
Scott R. Anderson	7/31/18	1730	B. Benedict	08/01/18	1051
Relinquished by (printed name and signature)	Date	Time	Received by (printed name and signature)	Date	Time

SHIP TO: Vista Analytical Laboratory
1104 Windfield Way
El Dorado Hills, CA 95762
(916) 673-1520 * Fax (916) 673-0106

ATTN: Sample Receiving

Method of Shipment: Fed Ex

Tracking No.: 874 5963 9805

Add Analysis(es) Requested

Sample ID	Date	Time	Location/Sample Description	Container(s): Quantity	Container(s): Type	Container(s): Matrix	Mod. EPA Method 537: PFOA/ PFOS	Mod. EPA Method 537: UCMR3 PFAS List:6	Mod. EPA Method 537: 537 List: 14	Mod. EPA Method 537: Full List of 26	Mod. EPA Method 537: Other- Please List Below	EPA Method 537(DW only): PFOA/ PFOS	EPA Method 537(DW only): UCMR3 PFAS List:6	EPA Method 537(DW only): PFAS List: 14	Comments
WE13-GW-TANK1-IDW-072918	7/29	1030	TANK1	2	AG	P	X								EDW
WE13-GW-TANK2-IDW-072918	7/29	1045	TANK2	2	AG	P	X								EDW
*FRB03-WE13-GW-IDW-072918	7/29	1035	FRB	2	P	AQ	X								
EB03-WE13-GW-IDW-072918	7/29	1040	EB	2	P	AQ	X								

Special Instructions/Comments:
Separate Bag in Cooler
*WO 1802155

SEND DOCUMENTATION AND RESULTS TO:

Name: Ernie Wu
Company: Tetra Tech
Address: 5700 Lake Wright Drive
City: Norfolk State: VA Zip: 23502
Phone: 757 466-4901 Fax: _____
Email: Ernie.Wu@tetratech.com

Container Types: P= HDPE, PJ= HDPE Jar, O = Other: _____

Bottle Preservation Type: T = Thiosulfate, TZ = Trizma: _____

Matrix Types: AQ = Aqueous, DW = Drinking Water, EF = Effluent, PP = Pulp/Paper, SD = Sediment, SL = Sludge, SO = Soil, WW = Wastewater, B = Blood/Serum, O = Other: _____

Page: 1 of 1

Vista Analytical Laboratory

Sample Log-in Checklist

Vista Work Order #: 1802154 **TAT** Std

Samples Arrival:	**Date/Time** 08/01/18 1019	**Initials:** VBB	**Location:** WR-2 **Shelf/Rack:** NA
Logged In:	**Date/Time** 08/01/18 1256	**Initials:** VBB	**Location:** WR-2 **Shelf/Rack:** B4 C4

Delivered By:	FedEx	UPS	On Trac	GSO	DHL	Hand Delivered	Other
Preservation:	Ice		Blue Ice		Dry Ice		None

Temp °C: 0.9	(uncorrected)	**Time:** 1053	**Thermometer ID:** IR-4
Temp °C: 0.8	(corrected)	**Probe used:** Yes☐ No☑	

	YES	NO	NA
Adequate Sample Volume Received?	KE		
Holding Time Acceptable?	KE		
Shipping Container(s) Intact?	VBB		
Shipping Custody Seals Intact?	VBB		
Shipping Documentation Present?	VBB		
Airbill — Trk # 8744 5963 9805	VBB		
Sample Container Intact?	KE		
Sample Custody Seals Intact?			KE
Chain of Custody / Sample Documentation Present?	VBB		
COC Anomaly/Sample Acceptance Form completed?		KE	KE

If Chlorinated or Drinking Water Samples, Acceptable Preservation?						KE
Preservation Documented:	$Na_2S_2O_3$	Trizma	None		Yes	No	NA
Shipping Container	Vista	Client	Retain	Return		Dispose	

Comments:

EXTRACTION INFORMATION

RX 1

Process Sheet

Workorder: 1802154

Prep Expiration: 2018-Aug-12
Client: Tetra Tech

Workorder Due: 20-Aug-18 00:00

TAT: 19

Method: **537M PFAS DOD (LOQ as mRL)**
Matrix: **Aqueous**
Client Matrix: Aqueous

Prep Batch: B8H0064

Prep Data Entered: 8/10/18 AE
Date and Initials

Version: Bethpage (21 Analytes)
DoD: DoD QSM 5.1

Initial Sequence: _____

LabSampleID	Recon	ClientSampleID	Date Received	Location	Comments
1802154-01 B	☑	WE13-GW-TANK1-IDW-072918	01-Aug-18 10:19	WR-2 B-4	
1802154-02	☑	WE13-GW-TANK2-IDW-072918	01-Aug-18 10:19	WR-2 B-4	
1802154-03	☑	EB03-WE13-GW-IDW-072918	01-Aug-18 10:19	WR-2 B-4	

Preprep Check Out: KC 8/8/18
Preprep Check In: KC 8/8/18

Check out: 8/9/18 KC

Prep rec. JR 8/9/18

WO Comments: **MS/MSD required for each batch.**
Internal COC
FRBs-Extract and Hold

Vista PM: Martha Maier

Vial Box ID: Seat cushions

Sample Reconciled By: KC 8/8/18 / /

Page 1 of 1

PREPARATION BENCH SHEET

Matrix: Aqueous

Method: 537M PFAS DOD (LOQ as mRL)

B8H0064

Chemist: KC

Prep Date: 8/9/18

Prep Time: 830

Prepared using: LCMS - SPE Extraction-LCMS

Date/Initals: KC 8/8/18 BalanceID: #RMS-8

Cen	VISTA Sample ID	pH Before	pH After	Chlorine (Cl)	Drops HCl Added	Bottle + Sample (g)	Bottle Only (g)	Sample Amt. (L)	IS/NS CHEM/WIT DATE	SPE	RS CHEM/WIT DATE
☐	B8H0064-BLK1 (D)	5	2	0	4	NA	NA	(0.250)	KC JR 8/9/18	KC 8/9/18	JR KC 8/10/18
☐	B8H0064-BS1	5	2	0	4	↓	↓	(0.250)	↓	↓	↓
☐	B8H0064-MS1 1802168-11RE1	5	2	0	4	280.69	27.83	0.25286			
☐	B8H0064-MSD1 1802168-11RE1	5	2	0	4	276.23	27.06	0.24917			
☐	1802154-01RE1	6	2	0	4	275.57	27.06	0.24851	✓		
☐	1802154-02RE1 (C)	6	2	0	4	275.78	27.72	0.24806	✓		
☐	1802154-03RE1	5	2	0	~~4~~ KC 8/8/18	292.83	37.63	0.25520	✓		
☐	1802155-01RE1	5	2	0	4	287.82	37.15	0.25067			
☑	1802168-01RE1 (A)(B)	5	2	0	2	~~146.34~~ 144.34 ~~146.39~~ KC 8/9/18	26.69	0.11765			
☑	1802168-02RE1	5	2	0	2	~~145.26~~ 143.22	26.67	0.11655			
☐	1802168-03RE1	5	2	0	2	145.91	27.07	0.11884			
☐	1802168-04RE1	5	2	0	2	147.37	26.96	0.12041			
☐	1802168-05RE1	5	2	0	4	284.43	27.60	0.25683			
☐	1802168-06RE1	5	2	0	4	281.44	27.61	0.25383			
☐	1802168-07RE1	5	2	0	4	278.72	27.96	0.25076			
☐	1802168-08RE1	5	2	0	4	279.70	27.02	0.25268	↓	↓	↓

IS: 18F0405, 10µL (V1)

IS SUP: NA

NS: 18F2025, 10µL (V3)

RS: 18R0406, 10µL (V1)

SPE Chem: Strata-X-AW 33µm 200mg 6mL

Ele SOLV: MeOH/.5% NH4OH in MeOH

Final Volume(s): 1mL

Notes: (A) Centrifuged 2x KC 8/8/18

(B) Samples had visible particulate resuspended. centrifuged again to remove. Still visibly discolored. KC 8/9/18

(C) Samples required full vacuum to pass through cartridge

(D) ENVI-carb used. Lot # 10262101. JR 8/10/18

Comments: Assume 1 g = 1 mL

Cen = Centrifuged

PREPARATION BENCH SHEET

Matrix: Aqueous

Method: 537M PFAS DOD (LOQ as mRL)

B8H0064

Chemist: KL

Prep Date: 8/9/18

Prep Time: 830

Prepared using: LCMS - SPE Extraction-LCMS

Date/Initals: KL 8/8/18 BalanceID: HRMS-8

Cen	VISTA Sample ID	pH Before	pH After	Chlorine (Cl)	Drops HCl Added	Bottle + Sample (g)	Bottle Only (g)	Sample Amt. (L)	IS/NS CHEM/WIT DATE	SPE	RS CHEM/WIT DATE
☐	1802168-09RE1 (B)	5	2	0	2	140.57	26.77	0.11380	KL JR 8/9/18	KL 8/9/18	JR KL 8/10/18
☐	1802168-10RE1	5	2	0	4	281.00	27.53	0.25347			
☐	1802168-11RE1	5	2	0	4	284.36	27.65	0.25671			
☐	1802168-12RE1	5	2	0	2	146.71	27.04	0.11967			
☐	1802168-13RE1	5	2	0	2	144.23	26.96	0.11727			
☐	1802168-14RE1 (C)	5	2	0	2	145.85	26.66	0.11919			
☐	1802168-15RE1	5	2	0	2	145.73	26.72	0.11901			
☐	1802168-16RE1	5	2	0	2	144.45	26.70	0.11775			

IS: 18F0405, 10µL (V1)

IS SUP: NA

NS: 18F2025, 10µL (V3)

RS: _____

SPE Chem: Strata-X-AW 33µm 200mg/6mL

Ele SOLV: MeOH/.5%NH4OH in MeOH

Final Volume(s) 1mL

Notes: (C) Samples required full vacuum to pass through cartridge. KC 8/9/18
(D) ENVI-carb used. lot # 1026101. JR 8/10/18

Comments: Assume 1 g = 1 mL
Cen = Centrifuged

Batch: B8H0064

Matrix: Aqueous

LabNumber	WetWeight (Initial)	% Solids (Extraction Solids)	DryWeight	Final	Extracted	Ext By	Spike	SpikeAmount	ClientMatrix	Analysis
1802154-01RE1	0.24851 ✓	NA	NA	1000	09-Aug-18 08:30	KC			Aqueous	537M PFAS DOD (LOQ as
1802154-02RE1	0.24806 ✓			1000	09-Aug-18 08:30	KC			Aqueous	537M PFAS DOD (LOQ as
1802154-03RE1	0.2552 ✓			1000	09-Aug-18 08:30	KC			Aqueous	537M PFAS DOD (LOQ as
1802155-01RE1	0.25067 ✓			1000	09-Aug-18 08:30	KC			Aqueous	537M PFAS DOD (LOQ as
1802168-01RE1	0.11765 ✓			1000	09-Aug-18 08:30	KC			Aqueous	537M PFAS DOD (LOQ as
1802168-02RE1	0.11655 ✓			1000	09-Aug-18 08:30	KC			Aqueous	537M PFAS DOD (LOQ as
1802168-03RE1	0.11884 ✓			1000	09-Aug-18 08:30	KC			Aqueous	537M PFAS DOD (LOQ as
1802168-04RE1	0.12041 ✓			1000	09-Aug-18 08:30	KC			Aqueous	537M PFAS DOD (LOQ as
1802168-05RE1	0.25683 ✓			1000	09-Aug-18 08:30	KC			Aqueous	537M PFAS DOD (LOQ as
1802168-06RE1	0.25383 ✓			1000	09-Aug-18 08:30	KC			Aqueous	537M PFAS DOD (LOQ as
1802168-07RE1	0.25076 ✓			1000	09-Aug-18 08:30	KC			Aqueous	537M PFAS DOD (LOQ as
1802168-08RE1	0.25268 ✓			1000	09-Aug-18 08:30	KC			Aqueous	537M PFAS DOD (LOQ as
1802168-09RE1	0.1138 ✓			1000	09-Aug-18 08:30	KC			Aqueous	537M PFAS DOD (LOQ as
1802168-10RE1	0.25347 ✓			1000	09-Aug-18 08:30	KC			Aqueous	537M PFAS DOD (LOQ as
1802168-11RE1	0.25671 ✓			1000	09-Aug-18 08:30	KC			Aqueous	537M PFAS DOD (LOQ as
1802168-12RE1	0.11967 ✓			1000	09-Aug-18 08:30	KC			Aqueous	537M PFAS DOD (LOQ as
1802168-13RE1	0.11727 ✓			1000	09-Aug-18 08:30	KC			Aqueous	537M PFAS DOD (LOQ as
1802168-14RE1	0.11919 ✓			1000	09-Aug-18 08:30	KC			Aqueous	537M PFAS DOD (LOQ as
1802168-15RE1	0.11901 ✓			1000	09-Aug-18 08:30	KC			Aqueous	537M PFAS DOD (LOQ as
1802168-16RE1	0.11775 ✓			1000	09-Aug-18 08:30	KC			Aqueous	537M PFAS DOD (LOQ as
B8H0064-BLK1	0.25 ✓			1000	09-Aug-18 08:30	KC				QC
B8H0064-BS1	0.25 ✓			1000	09-Aug-18 08:30	KC	18F2025 ✓	10 ✓		QC
B8H0064-MS1	0.25286 ✓			1000	09-Aug-18 08:30	KC	18F2025 ✓	10 ✓		QC
B8H0064-MSD1	0.24917 ✓			1000	09-Aug-18 08:30	KC	18F2025 ✓	10 ✓		QC

8/10/18
AE

Printed: 8/10/2018 9:13:10AM

Sample Data – PFAS Isotope Dilution Method

Dataset: Z:\Projects\PFAS.PRO\Results\180825M1\180825M1-54.qld

MMM 9/3/2018

Last Altered: Wednesday, August 29, 2018 17:33:12 Pacific Daylight Time
Printed: Wednesday, August 29, 2018 17:33:26 Pacific Daylight Time

Name: 180825M1_54, Date: 25-Aug-2018, Time: 22:54:22, ID: B8H0064-BLK1 Method Blank 0.25, Description: Method Blank

	#	Name	Trace	Area	IS Area	Wt/Vol	RRF	RT	Response	Conc.	%Rec	Ion Ratio	Ratio Out?
1	1	PFBA	213.0 > 16...		1.24e3	0.250							
2	2	PFPeA	263.1 > 21...		2.81e3	0.250							
3	3	PFBS	299.0 > 79.7		1.27e2	0.250							
4	5	PFHxA	313 > 269		2.47e3	0.250							
5	7	PFHpA	363.0 > 31...		4.75e3	0.250							
6	36	13C3-PFBA	216.1 > 17...	1.24e3	2.30e4	0.250	0.0542	1.26	0.677	3.2780	6.6		
7	37	13C3-PFPeA	266. > 221.8	2.81e3	4.62e4	0.250	0.0608	2.27	0.761	4.7526	9.5		
8	38	13C3-PFBS	302. > 98.8	1.27e2	4.62e4	0.250	0.00275	2.57	0.0344	2.1116	4.2		
9	40	13C2-PFHxA	315 > 270	2.47e3	4.62e4	0.250	0.134	3.07	0.668	2.7612	13.8		
10	41	13C4-PFHpA	367.2 > 32...	4.75e3	4.62e4	0.250	0.103	3.70	1.29	8.7942	17.6		
11	-1												
12	8	L-PFHxS	398.9 > 79.6		2.38e2	0.250							
13	68	Total PFHxS	398.9 > 79.6	0.00e0	2.38e2	0.250			0.000				
14	10	6:2 FTS	427.1 > 407		3.85e2	0.250							
15	11	L-PFOA	412.8 > 36...		8.81e3	0.250							
16	69	Total PFOA	412.8 > 36...	0.00e0	8.81e3	0.250			0.000				
17	42	18O2-PFHxS	403.0 > 10...	2.38e2	6.64e3	0.250	0.0359	3.86	0.448	3.4652	6.9		
18	42	18O2-PFHxS	403.0 > 10...	2.38e2	6.64e3	0.250	0.0359	3.86	0.448	3.4652	6.9		
19	43	13C2-6:2 FTS	429.1 > 40...	3.85e2	5.43e4	0.250	0.00710	4.18	0.0887	2.6554	5.3		
20	44	13C2-PFOA	414.9 > 36...	8.81e3	5.43e4	0.250	0.162	4.24	2.03	9.4143	18.8		
21	44	13C2-PFOA	414.9 > 36...	8.81e3	5.43e4	0.250	0.162	4.24	2.03	9.4143	18.8		
22	-1												
23	13	PFHpS	449 > 80.0		8.30e2	0.250							
24	14	PFNA	463.0 > 41...		9.97e3	0.250							
25	15	PFOSA	497.9 > 77.9		3.30e3	0.250							
26	16	L-PFOS	498.9 > 79.9	7.05e0	8.30e2	0.250	0.000	4.67	0.106	0.2571		1.87	NO
27	70	Total PFOS	498.9 > 79.9	7.05e0	8.30e2	0.250			0.106	0.2571			
28	47	13C8-PFOS	507.0 > 79.9	8.30e2	7.30e3	0.250	0.114	4.77	1.42	5.3526	10.7		
29	45	13C5-PFNA	468.2 > 42...	9.97e3	4.61e4	0.250	0.216	4.68	2.71	11.2718	22.5		
30	46	13C8-PFOSA	506.1 > 77.7	3.30e3	5.39e4	0.250	0.0612	4.74	0.765	15.6280	31.3		
31	47	13C8-PFOS	507.0 > 79.9	8.30e2	7.30e3	0.250	0.114	4.77	1.42	5.3526	10.7		
32	47	13C8-PFOS	507.0 > 79.9	8.30e2	7.30e3	0.250	0.114	4.77	1.42	5.3526	10.7		
33	-1												
34	18	PFDA	513 > 468.8		9.67e3	0.250							
35	19	8:2 FTS	527 > 506.9		3.92e2	0.250							
36	21	L-MeFOSAA	570 > 419		1.70e3	0.250							
37	71	Total N-MeFOSAA	570. > 419	0.00e0	1.70e3	0.250			0.000				

HC 8/29/2018

Dataset: Z:\Projects\PFAS.PRO\Results\180825M1\180825M1-54.qld

MMM 9/3/2018

Last Altered: Wednesday, August 29, 2018 17:33:12 Pacific Daylight Time
Printed: Wednesday, August 29, 2018 17:33:26 Pacific Daylight Time

Name: 180825M1_54, Date: 25-Aug-2018, Time: 22:54:22, ID: B8H0064-BLK1 Method Blank 0.25, Description: Method Blank

	#	Name	Trace	Area	IS Area	Wt/Vol	RRF	RT	Response	Conc.	%Rec	Ion Ratio	Ratio Out?
38	25	PFUdA	563.0 > 51...	4.30e1	1.02e4	0.250	0.000	5.39	0.0527			8.58	YES
39	48	13C2-PFDA	515.1 > 46...	9.67e3	5.01e4	0.250	0.193	5.06	2.41	10.2327	20.5		
40	49	13C2-8:2 FTS	529.1 > 50...	3.92e2	5.43e4	0.250	0.00722	5.03	0.0902	3.4422	6.9		
41	50	d3-N-MeFOSAA	573.3 > 419	1.70e3	5.39e4	0.250	0.0315	5.21	0.394	6.9620	13.9		
42	50	d3-N-MeFOSAA	573.3 > 419	1.70e3	5.39e4	0.250	0.0315	5.21	0.394	6.9620	13.9		
43	51	13C2-PFUdA	565 > 519.8	1.02e4	5.39e4	0.250	0.189	5.39	2.37	9.3893	18.8		
44	-1												
45	23	L-EtFOSAA	584.1 > 419		3.24e3	0.250							
46	72	Total N-EtFOSAA	584.1 > 419	0.00e0	3.24e3	0.250			0.000				
47	26	PFDS	598.8 > 79.9		8.30e2	0.250							
48	27	PFDoA	612.9 > 56...		1.05e4	0.250							
49	29	PFTrDA	662.9 > 61...		1.05e4	0.250							
50	52	d5-N-EtFOSAA	589.3 > 419	3.24e3	5.39e4	0.250	0.0602	5.37	0.752	12.2194	24.4		
51	52	d5-N-EtFOSAA	589.3 > 419	3.24e3	5.39e4	0.250	0.0602	5.37	0.752	12.2194	24.4		
52	51	13C2-PFUdA	565 > 519.8	1.02e4	5.39e4	0.250	0.189	5.39	2.37	9.3893	18.8		
53	53	13C2-PFDoA	615.0 > 56...	1.05e4	5.01e4	0.250	0.209	5.68	2.61	9.1470	18.3		
54	53	13C2-PFDoA	615.0 > 56...	1.05e4	5.01e4	0.250	0.209	5.68	2.61	9.1470	18.3		
55	-1												
56	30	PFTeDA	712.8 > 66...	4.80e1	1.14e4	0.250	0.000	6.15	0.0525			50.6	YES
57	73	TCDA	498.3>106.9			0.250							
58	60	13C4-PFBA	217. > 172	2.30e4	2.30e4	0.250	1.00	1.26	12.5	50.0000	100.0		
59	61	13C5-PFHxA	318 > 272.9	4.62e4	4.62e4	0.250	1.00	3.07	12.5	50.0000	100.0		
60	62	13C3-PFHxS	401.8 > 79.9	6.64e3	6.64e3	0.250	1.00	3.86	12.5	50.0000	100.0		
61	55	13C2-PFTeDA	714.8 > 66...	1.14e4	5.39e4	0.250	0.212	6.15	2.65	14.6448	29.3		
62	47	13C8-PFOS	507.0 > 79.9	8.30e2	7.30e3	0.250	0.114	4.77	1.42	5.3526	10.7		
63	63	13C8-PFOA	420.9 > 376	5.43e4	5.43e4	0.250	1.00	4.24	12.5	50.0000	100.0		
64	64	13C9-PFNA	472.2 > 42...	4.61e4	4.61e4	0.250	1.00	4.68	12.5	50.0000	100.0		
65	65	13C4-PFOS	503 > 79.9	7.30e3	7.30e3	0.250	1.00	4.77	12.5	50.0000	100.0		
66	-1												
67	66	13C6-PFDA	519.1 > 47...	5.01e4	5.01e4	0.250	1.00	5.06	12.5	50.0000	100.0		
68	67	13C7-PFUdA	570.1 > 52...	5.39e4	5.39e4	0.250	1.00	5.39	12.5	50.0000	100.0		

HC 8/29/2018

Dataset: Z:\Projects\PFAS.PRO\Results\180825M1\180825M1-54.qld

MMM 9/3/2018

Last Altered: Wednesday, August 29, 2018 17:33:12 Pacific Daylight Time
Printed: Wednesday, August 29, 2018 17:33:26 Pacific Daylight Time

Method: Z:\Projects\PFAS.PRO\MethDB\PFAS_FULL_80C_082518.mdb 27 Aug 2018 10:30:44
Calibration: Z:\Projects\PFAS.PRO\CurveDB\C18_VAL-PFAS_Q4_08-25-18.cdb 26 Aug 2018 13:56:38

Name: 180825M1_54, Date: 25-Aug-2018, Time: 22:54:22, ID: B8H0064-BLK1 Method Blank 0.25, Description: Method Blank

PFBA

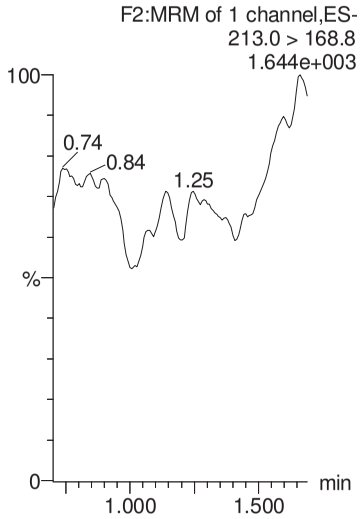

PFPeA

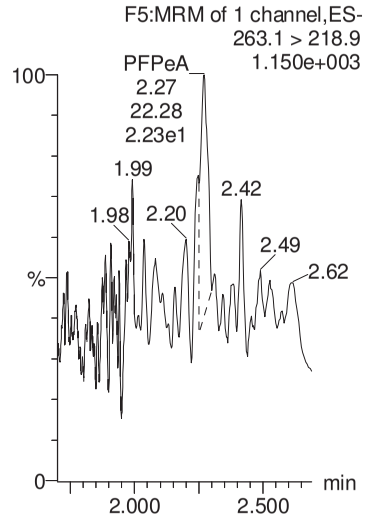

PFBS

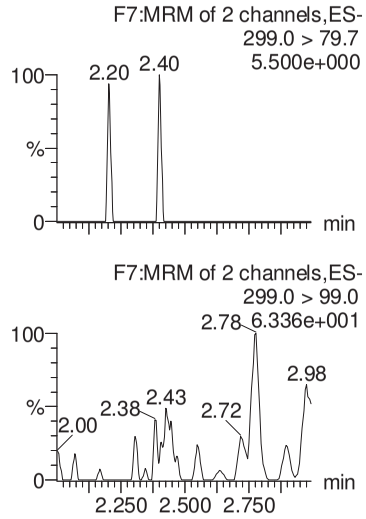

PFHxA

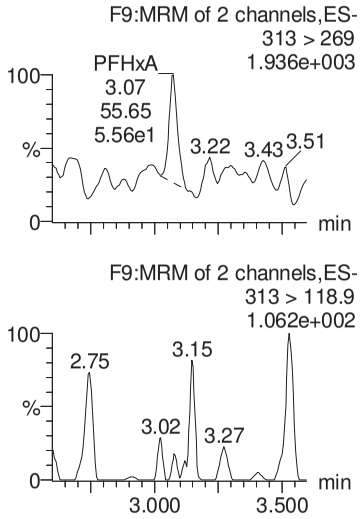

PFHpA

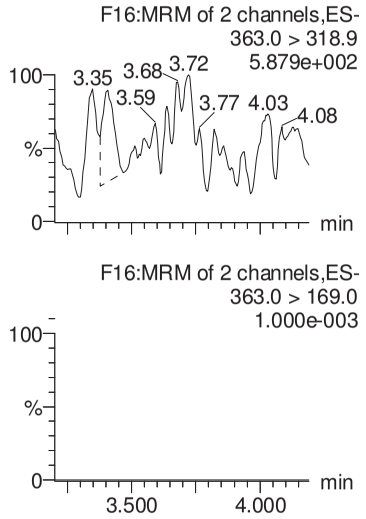

13C3-PFBA

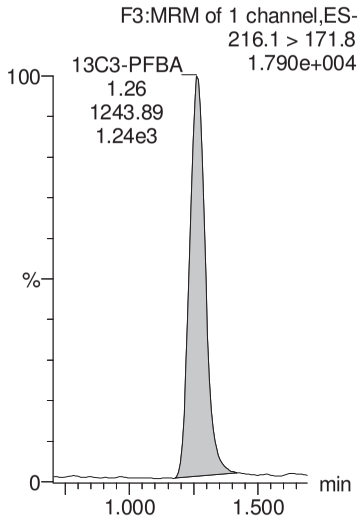

13C3-PFPeA

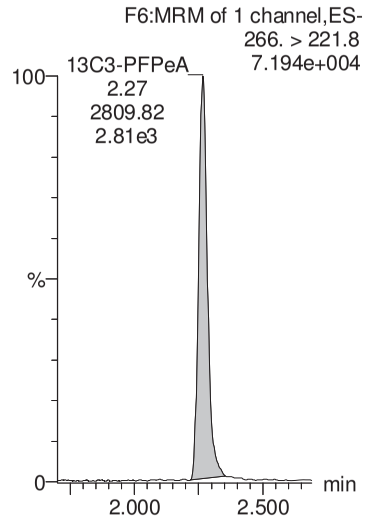

13C3-PFBS

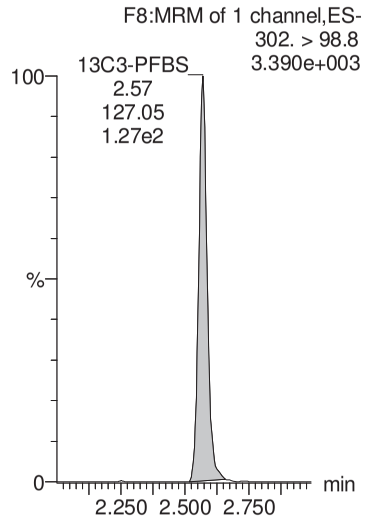

13C2-PFHxA

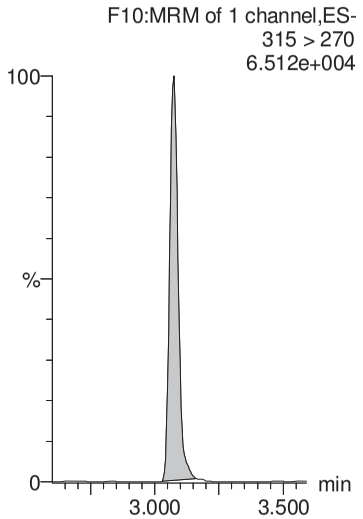

13C4-PFHpA

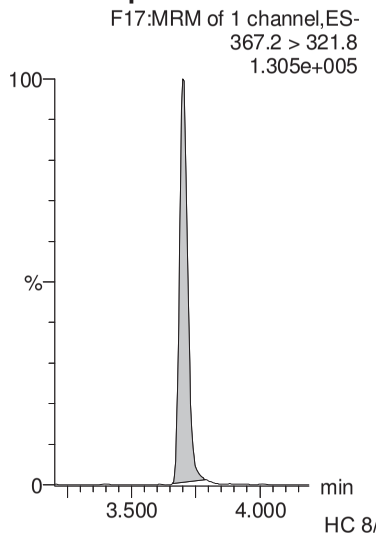

HC 8/29/2018

Dataset: Z:\Projects\PFAS.PRO\Results\180825M1\180825M1-54.qld

MMM 9/3/2018

Last Altered: Wednesday, August 29, 2018 17:33:12 Pacific Daylight Time
Printed: Wednesday, August 29, 2018 17:33:26 Pacific Daylight Time

Name: 180825M1_54, Date: 25-Aug-2018, Time: 22:54:22, ID: B8H0064-BLK1 Method Blank 0.25, Description: Method Blank

L-PFHxS

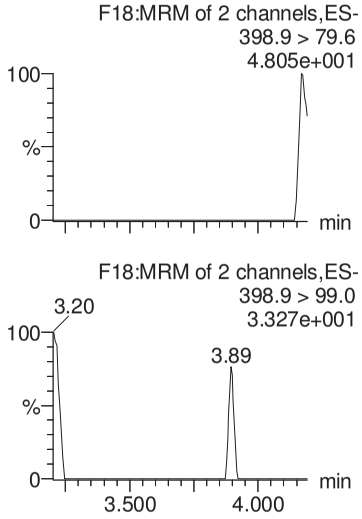

Total PFHxS

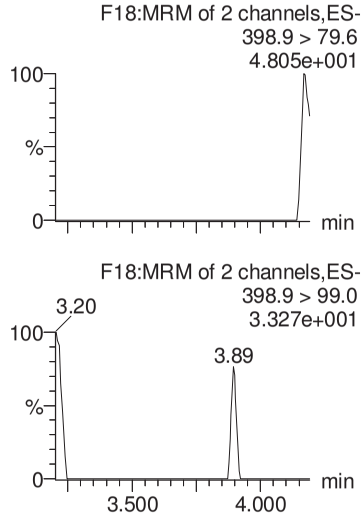

6:2 FTS

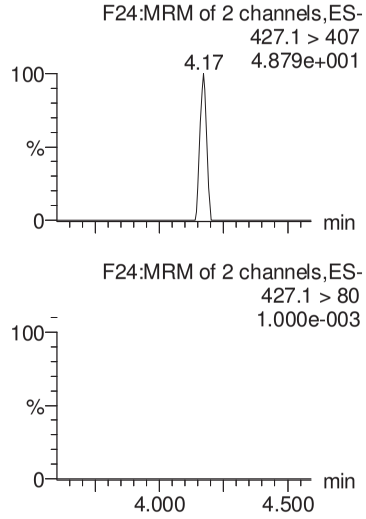

L-PFOA

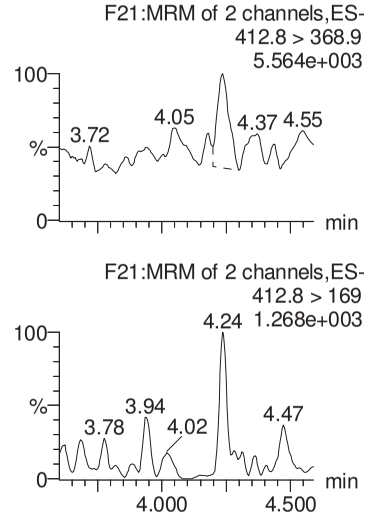

Total PFOA

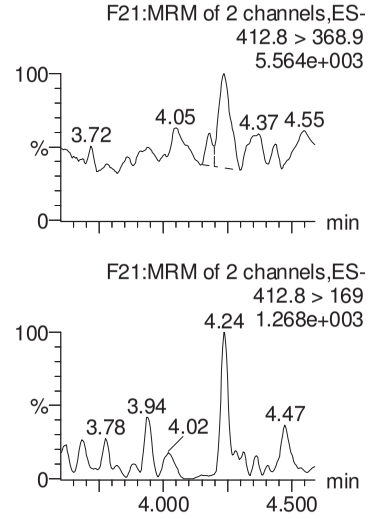

18O2-PFHxS

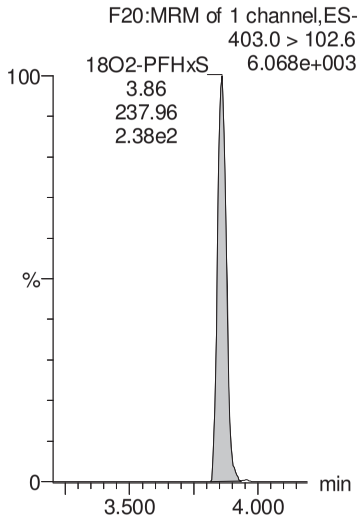

18O2-PFHxS

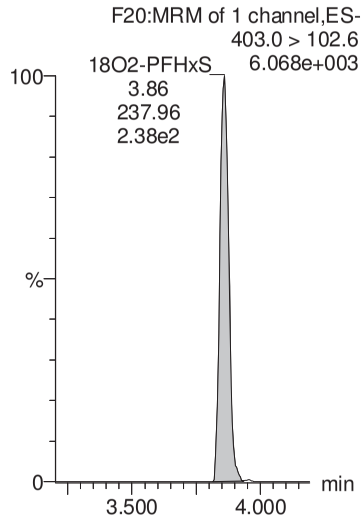

13C2-6:2 FTS

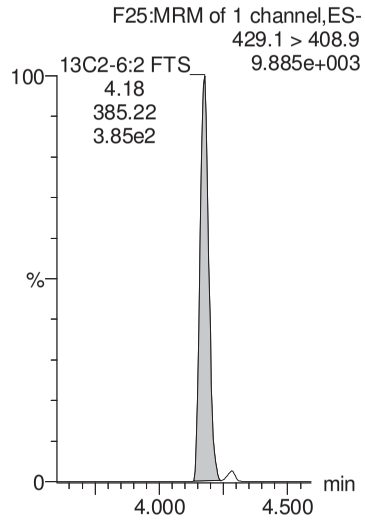

13C2-PFOA

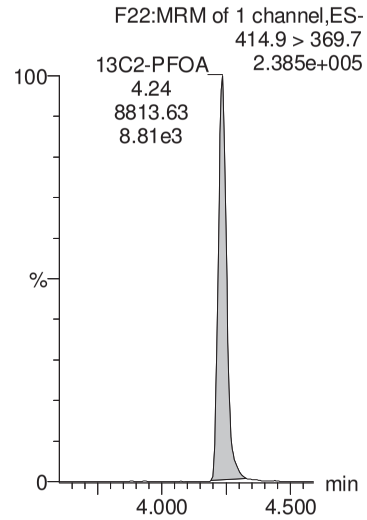

13C2-PFOA

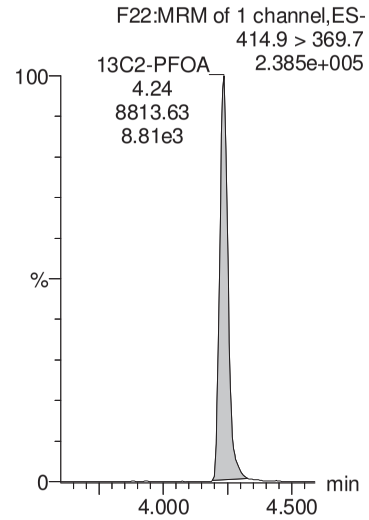

HC 8/29/2018

Dataset: Z:\Projects\PFAS.PRO\Results\180825M1\180825M1-54.qld

MMM 9/3/2018

Last Altered: Wednesday, August 29, 2018 17:33:12 Pacific Daylight Time
Printed: Wednesday, August 29, 2018 17:33:26 Pacific Daylight Time

Name: 180825M1_54, Date: 25-Aug-2018, Time: 22:54:22, ID: B8H0064-BLK1 Method Blank 0.25, Description: Method Blank

PFHpS

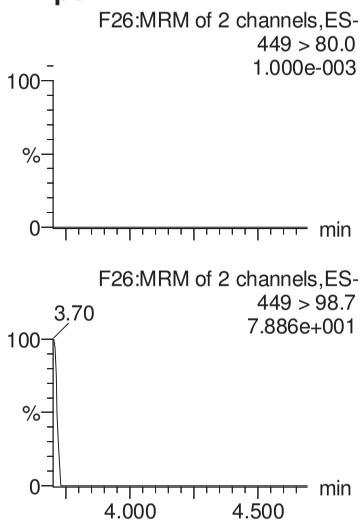

PFNA

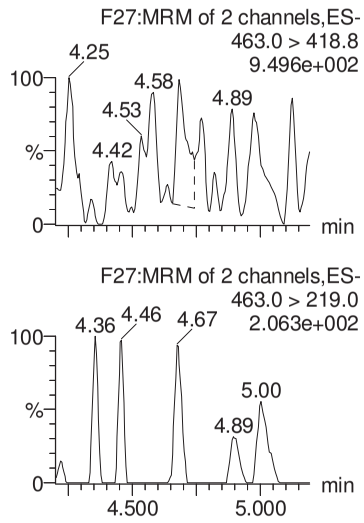

PFOSA

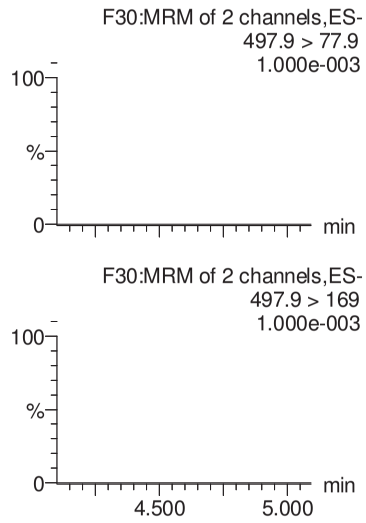

L-PFOS

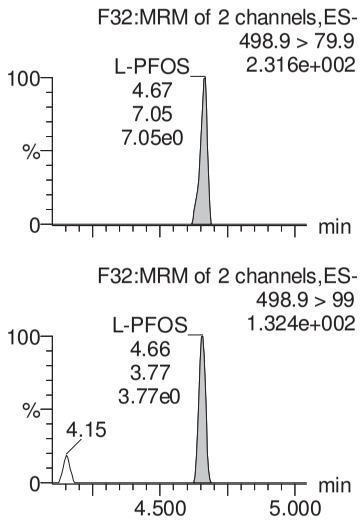

Total PFOS

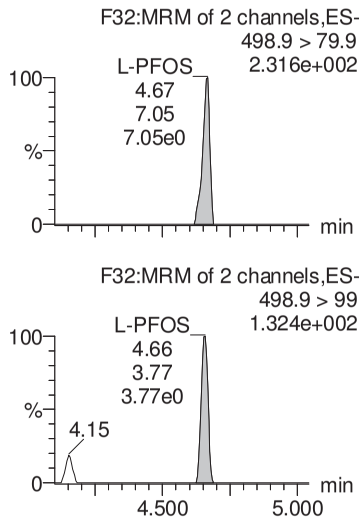

13C8-PFOS

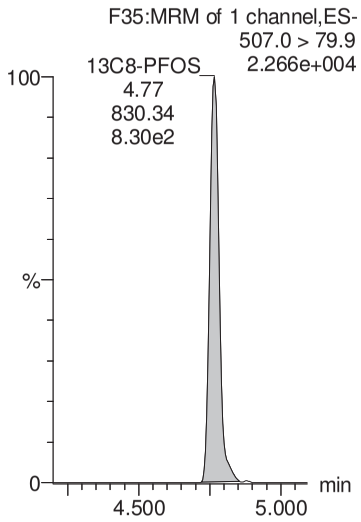

13C5-PFNA

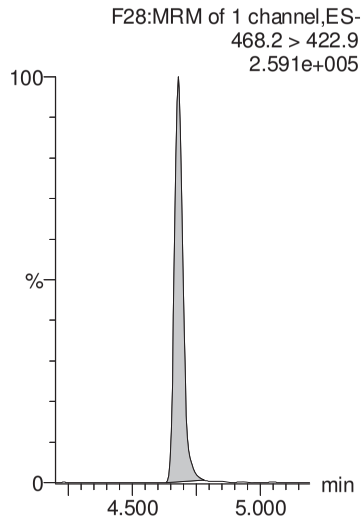

13C8-PFOSA

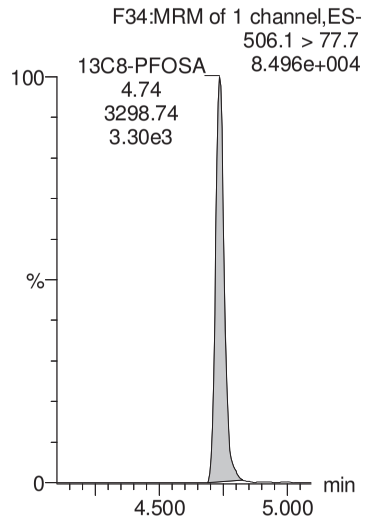

13C8-PFOS

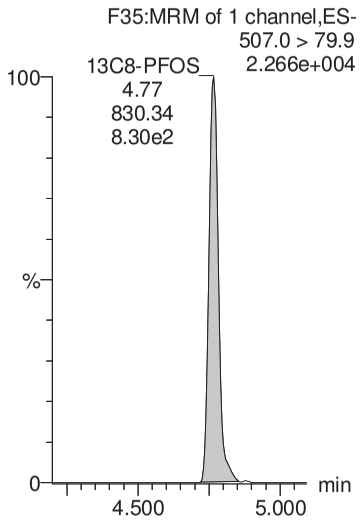

13C8-PFOS

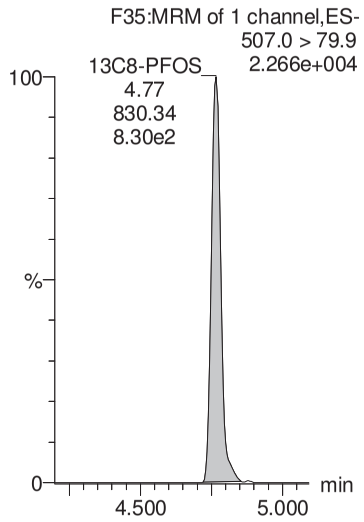

HC 8/29/2018

Dataset: Z:\Projects\PFAS.PRO\Results\180825M1\180825M1-54.qld

MMM 9/3/2018

Last Altered: Wednesday, August 29, 2018 17:33:12 Pacific Daylight Time
Printed: Wednesday, August 29, 2018 17:33:26 Pacific Daylight Time

Name: 180825M1_54, Date: 25-Aug-2018, Time: 22:54:22, ID: B8H0064-BLK1 Method Blank 0.25, Description: Method Blank

PFDA

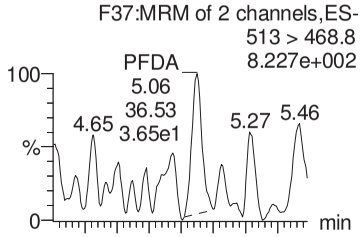

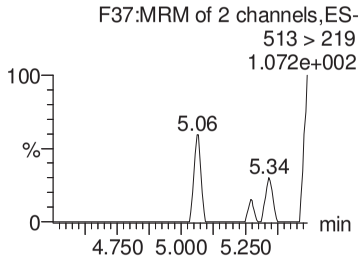

8:2 FTS

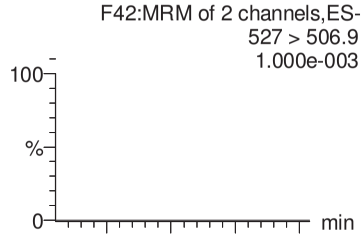

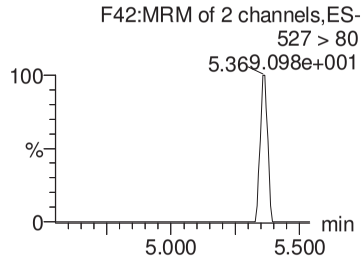

L-MeFOSAA

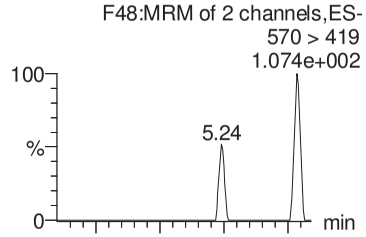

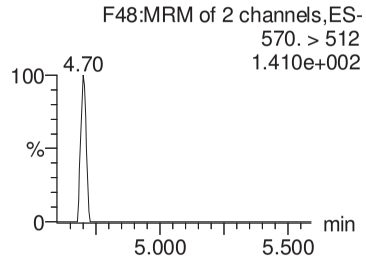

Total N-MeFOSAA

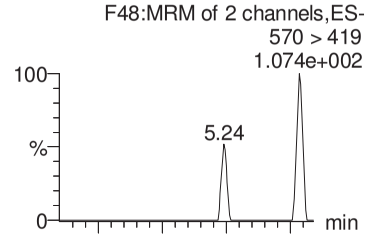

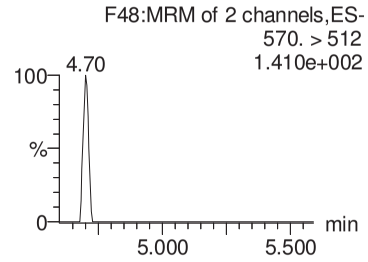

PFUdA

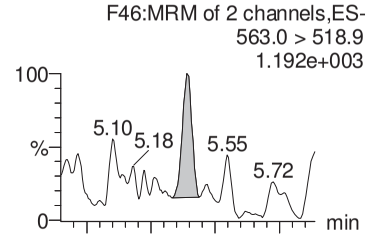

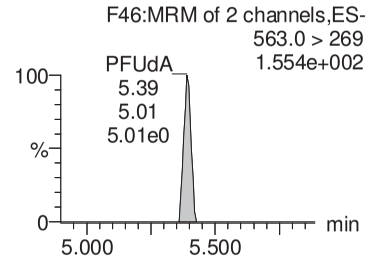

13C2-PFDA

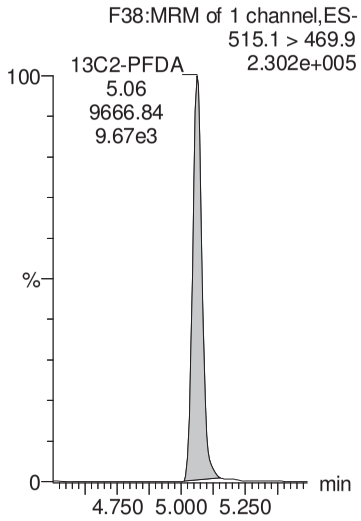

13C2-8:2 FTS

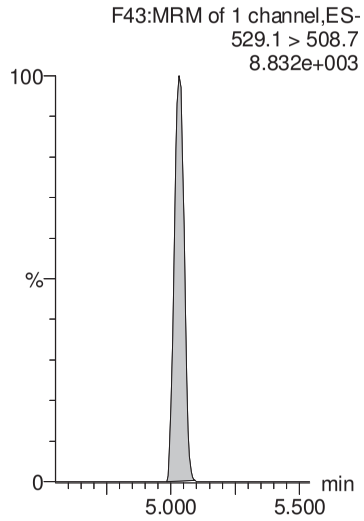

d3-N-MeFOSAA

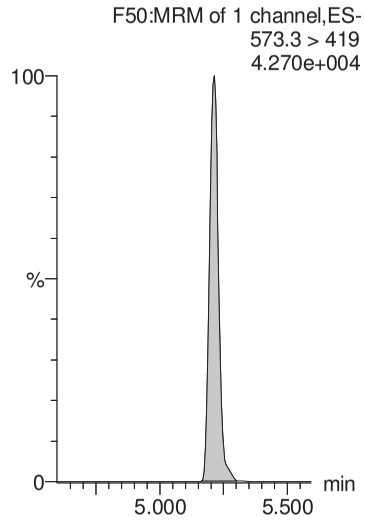

d3-N-MeFOSAA

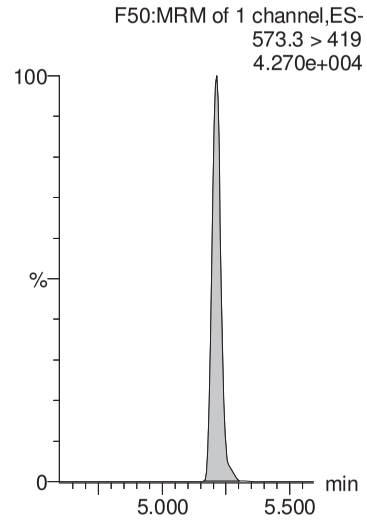

13C2-PFUdA

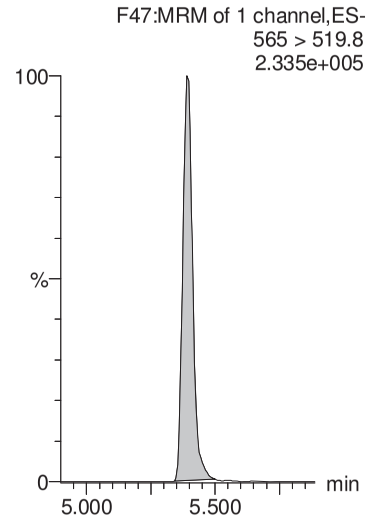

HC 8/29/2018

Dataset: Z:\Projects\PFAS.PRO\Results\180825M1\180825M1-54.qld

MMM 9/3/2018

Last Altered: Wednesday, August 29, 2018 17:33:12 Pacific Daylight Time
Printed: Wednesday, August 29, 2018 17:33:26 Pacific Daylight Time

Name: 180825M1_54, Date: 25-Aug-2018, Time: 22:54:22, ID: B8H0064-BLK1 Method Blank 0.25, Description: Method Blank

L-EtFOSAA

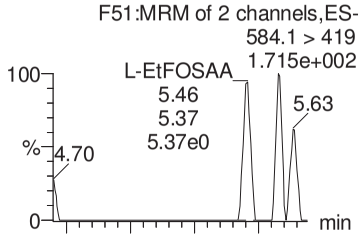

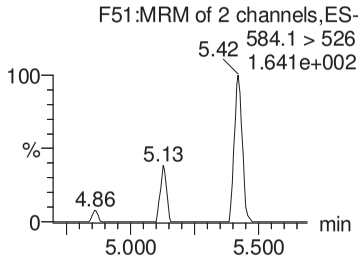

Total N-EtFOSAA

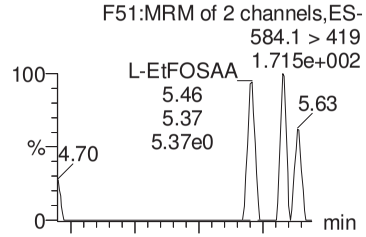

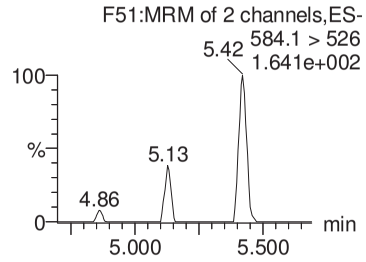

PFDS

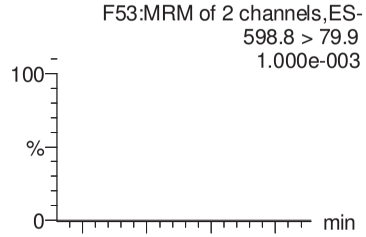

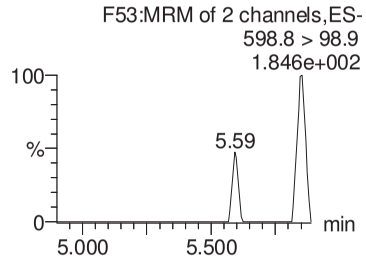

PFDoA

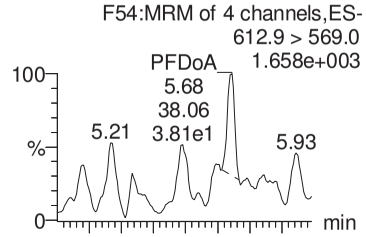

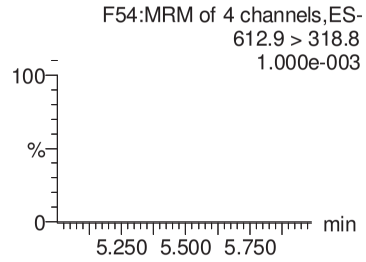

PFTrDA

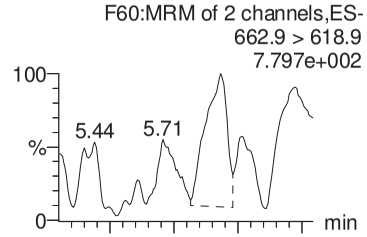

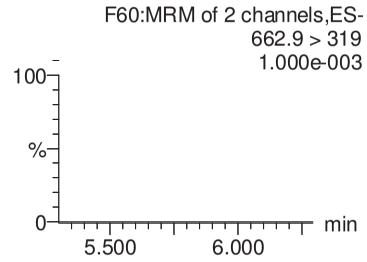

d5-N-EtFOSAA

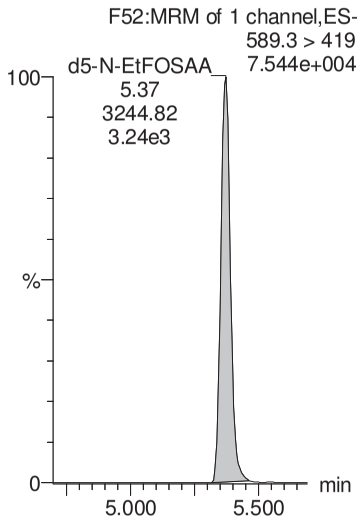

d5-N-EtFOSAA

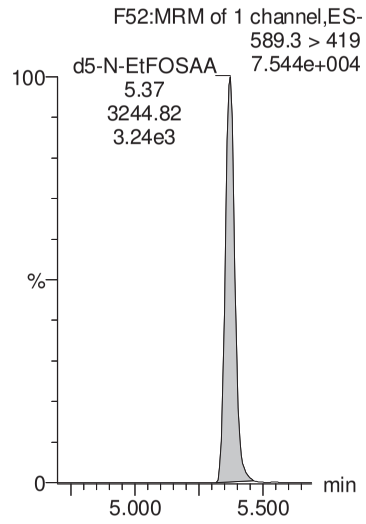

13C2-PFUdA

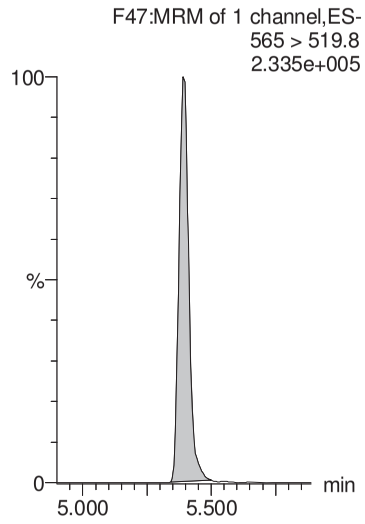

13C2-PFDoA

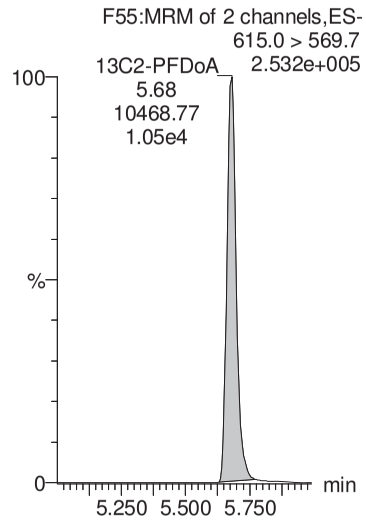

13C2-PFDoA

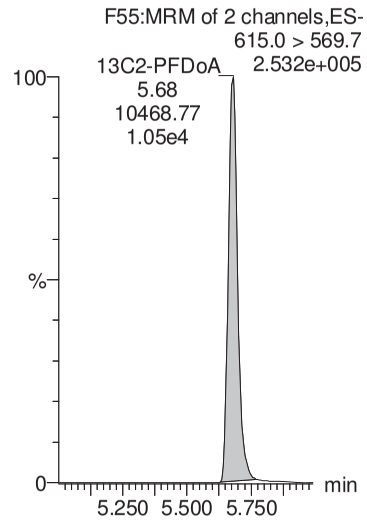

HC 8/29/2018

Dataset: Z:\Projects\PFAS.PRO\Results\180825M1\180825M1-54.qld

MMM 9/3/2018

Last Altered: Wednesday, August 29, 2018 17:33:12 Pacific Daylight Time
Printed: Wednesday, August 29, 2018 17:33:26 Pacific Daylight Time

Name: 180825M1_54, Date: 25-Aug-2018, Time: 22:54:22, ID: B8H0064-BLK1 Method Blank 0.25, Description: Method Blank

PFTeDA

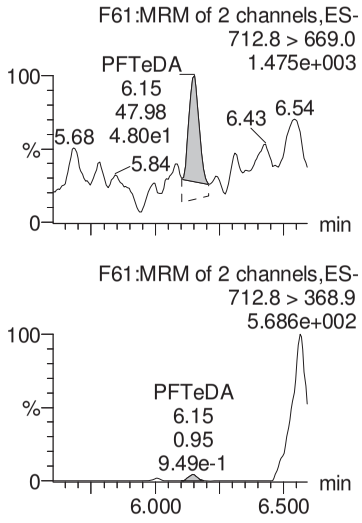

TCDA

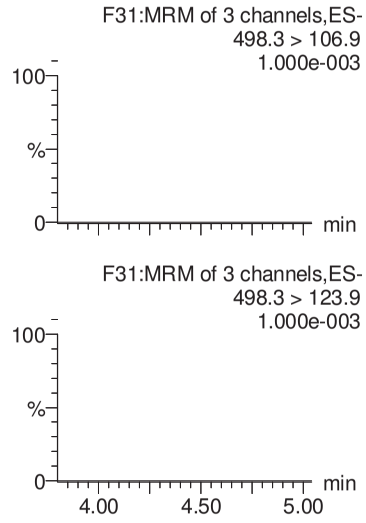

13C4-PFBA

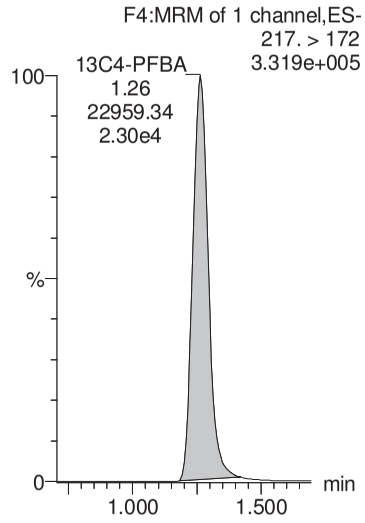

13C5-PFHxA

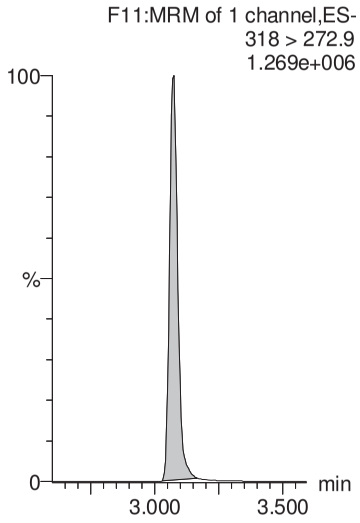

13C3-PFHxS

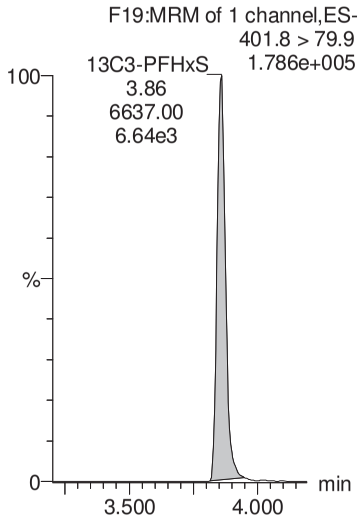

13C2-PFTeDA

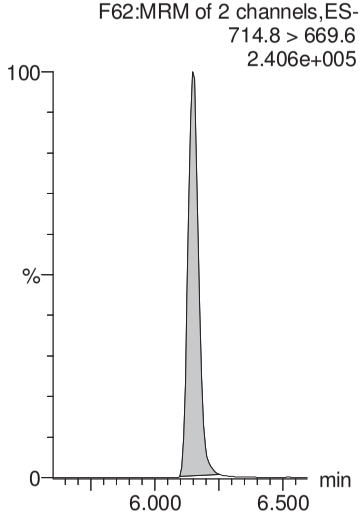

13C8-PFOS

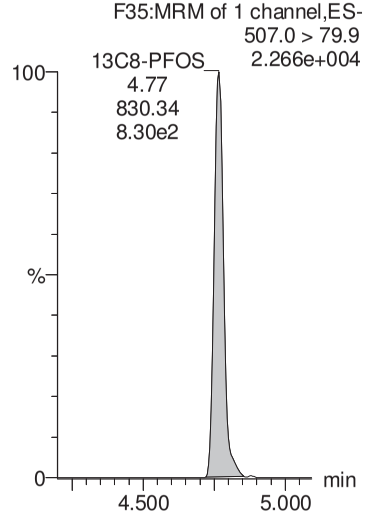

13C8-PFOA

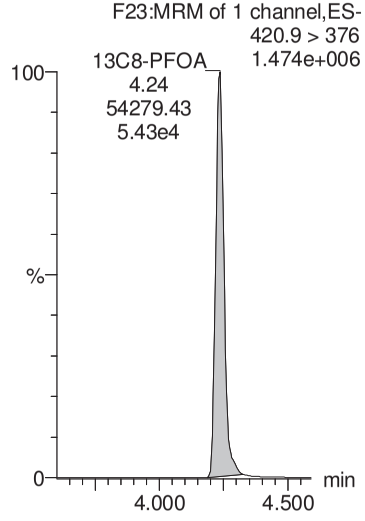

13C9-PFNA

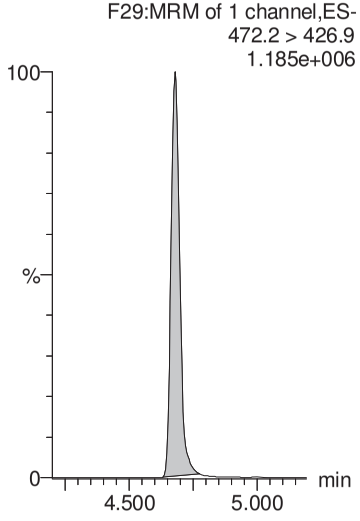

13C4-PFOS

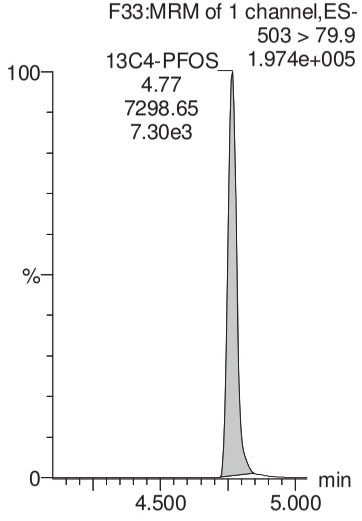

HC 8/29/2018

Dataset: Z:\Projects\PFAS.PRO\Results\180825M1\180825M1-54.qld

MMM 9/3/2018

Last Altered: Wednesday, August 29, 2018 17:33:12 Pacific Daylight Time
Printed: Wednesday, August 29, 2018 17:33:26 Pacific Daylight Time

Name: 180825M1_54, Date: 25-Aug-2018, Time: 22:54:22, ID: B8H0064-BLK1 Method Blank 0.25, Description: Method Blank

13C6-PFDA

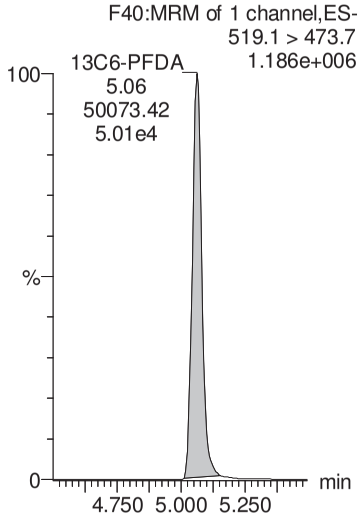

13C7-PFUdA

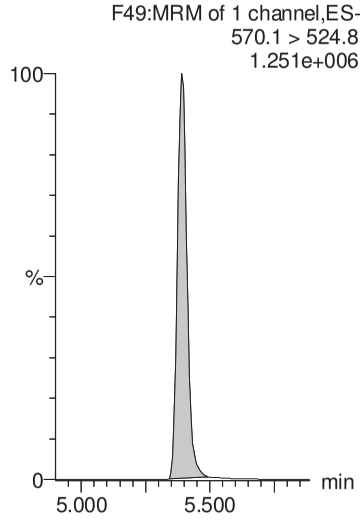

HC 8/29/2018

Dataset: Z:\Projects\PFAS.PRO\Results\180825M1\180825M1-53.qld

MMM 9/3/2018

Last Altered: Wednesday, August 29, 2018 17:13:13 Pacific Daylight Time
Printed: Wednesday, August 29, 2018 17:17:05 Pacific Daylight Time

Name: 180825M1_53, Date: 25-Aug-2018, Time: 22:43:49, ID: B8H0064-BS1 OPR 0.25, Description: OPR

	#	Name	Trace	Area	IS Area	Wt/Vol	RRF	RT	Response	Conc.	%Rec	Ion Ratio	Ratio Out?
1	1	PFBA	213.0 > 16...	2.23e3	2.48e3	0.250	1.12	1.27	11.2	38.8496	97.1		
2	2	PFPeA	263.1 > 21...	4.11e3	5.23e3	0.250	0.983	2.27	9.83	41.1262	102.8		
3	3	PFBS	299.0 > 79.7	5.14e2	3.04e2	0.250	2.11	2.57	21.1	42.4006	106.0	2.78	NO
4	5	PFHxA	313 > 269	8.34e3	4.18e3	0.250	0.997	3.07	9.97	42.3699	105.9	15.3	NO
5	7	PFHpA	363.0 > 31...	7.66e3	7.75e3	0.250	1.24	3.70	12.4	42.2455	105.6	22.9	NO
6	36	13C3-PFBA	216.1 > 17...	2.48e3	2.10e4	0.250	0.118	1.27	1.47	7.1392	14.3		
7	37	13C3-PFPeA	266. > 221.8	5.23e3	4.43e4	0.250	0.118	2.27	1.47	9.2142	18.4		
8	38	13C3-PFBS	302. > 98.8	3.04e2	4.43e4	0.250	0.00687	2.57	0.0858	5.2694	10.5		
9	40	13C2-PFHxA	315 > 270	4.18e3	4.43e4	0.250	0.236	3.07	1.18	4.8714	24.4		
10	41	13C4-PFHpA	367.2 > 32...	7.75e3	4.43e4	0.250	0.175	3.70	2.18	14.9331	29.9		
11	-1												
12	8	L-PFHxS	398.9 > 79.6	6.59e2	4.60e2	0.250	1.79	3.86	17.9	41.4385	103.6	1.68	NO
13	68	Total PFHxS	398.9 > 79.6	6.59e2	4.60e2	0.250			17.9	41.4385			
14	10	6:2 FTS	427.1 > 407	7.24e2	8.05e2	0.250	1.13	4.18	11.3	45.1779	112.9	2.85	NO
15	11	L-PFOA	412.8 > 36...	1.44e4	1.42e4	0.250	1.27	4.24	12.7	40.8484	102.1	3.46	NO
16	69	Total PFOA	412.8 > 36...	1.44e4	1.42e4	0.250			12.7	40.8484			
17	42	18O2-PFHxS	403.0 > 10...	4.60e2	6.22e3	0.250	0.0740	3.86	0.925	7.1512	14.3		
18	42	18O2-PFHxS	403.0 > 10...	4.60e2	6.22e3	0.250	0.0740	3.86	0.925	7.1512	14.3		
19	43	13C2-6:2 FTS	429.1 > 40...	8.05e2	4.91e4	0.250	0.0164	4.18	0.205	6.1325	12.3		
20	44	13C2-PFOA	414.9 > 36...	1.42e4	4.91e4	0.250	0.289	4.24	3.62	16.7751	33.6		
21	44	13C2-PFOA	414.9 > 36...	1.42e4	4.91e4	0.250	0.289	4.24	3.62	16.7751	33.6		
22	-1												
23	13	PFHpS	449 > 80.0	9.41e2	1.40e3	0.250	0.841	4.35	8.41	39.7583	99.4	1.71	NO
24	14	PFNA	463.0 > 41...	1.41e4	1.46e4	0.250	1.20	4.68	12.0	40.3002	100.8	5.28	NO
25	15	PFOSA	497.9 > 77.9	3.16e3	3.43e3	0.250	1.15	4.74	11.5	43.8651	109.7	29.0	NO
26	16	L-PFOS	498.9 > 79.9	1.11e3	1.40e3	0.250	0.993	4.77	9.93	40.8175	102.0	1.74	NO
27	70	Total PFOS	498.9 > 79.9	1.11e3	1.40e3	0.250			9.93	40.8175			
28	47	13C8-PFOS	507.0 > 79.9	1.40e3	6.77e3	0.250	0.207	4.77	2.58	9.7236	19.4		
29	45	13C5-PFNA	468.2 > 42...	1.46e4	4.52e4	0.250	0.324	4.68	4.05	16.8778	33.8		
30	46	13C8-PFOSA	506.1 > 77.7	3.43e3	5.03e4	0.250	0.0682	4.74	0.852	17.4082	34.8		
31	47	13C8-PFOS	507.0 > 79.9	1.40e3	6.77e3	0.250	0.207	4.77	2.58	9.7236	19.4		
32	47	13C8-PFOS	507.0 > 79.9	1.40e3	6.77e3	0.250	0.207	4.77	2.58	9.7236	19.4		
33	-1												
34	18	PFDA	513 > 468.8	1.40e4	1.35e4	0.250	1.30	5.06	13.0	42.4224	106.1	6.19	NO
35	19	8:2 FTS	527 > 506.9	9.16e2	7.15e2	0.250	1.60	5.03	16.0	47.3009	118.3	2.04	NO
36	21	L-MeFOSAA	570 > 419	2.17e3	2.16e3	0.250	1.26	5.22	12.6	39.2086	98.0	2.97	NO
37	71	Total N-MeFOSAA	570. > 419	2.17e3	2.16e3	0.250			12.6	39.2086			

HC 8/29/2018

Dataset: Z:\Projects\PFAS.PRO\Results\180825M1\180825M1-53.qld

MMM 9/3/2018

Last Altered: Wednesday, August 29, 2018 17:13:13 Pacific Daylight Time
Printed: Wednesday, August 29, 2018 17:17:05 Pacific Daylight Time

Name: 180825M1_53, Date: 25-Aug-2018, Time: 22:43:49, ID: B8H0064-BS1 OPR 0.25, Description: OPR

	#	Name	Trace	Area	IS Area	Wt/Vol	RRF	RT	Response	Conc.	%Rec	Ion Ratio	Ratio Out?
38	25	PFUdA	563.0 > 51...	1.12e4	1.38e4	0.250	1.01	5.39	10.1	42.8868	107.2	13.0	NO
39	48	13C2-PFDA	515.1 > 46...	1.35e4	4.66e4	0.250	0.289	5.06	3.61	15.3189	30.6		
40	49	13C2-8:2 FTS	529.1 > 50...	7.15e2	4.91e4	0.250	0.0146	5.03	0.182	6.9390	13.9		
41	50	d3-N-MeFOSAA	573.3 > 419	2.16e3	5.03e4	0.250	0.0430	5.21	0.538	9.4922	19.0		
42	50	d3-N-MeFOSAA	573.3 > 419	2.16e3	5.03e4	0.250	0.0430	5.21	0.538	9.4922	19.0		
43	51	13C2-PFUdA	565 > 519.8	1.38e4	5.03e4	0.250	0.274	5.39	3.43	13.6014	27.2		
44	-1												
45	23	L-EtFOSAA	584.1 > 419	2.52e3	2.88e3	0.250	1.09	5.37	10.9	44.9596	112.4	1.62	NO
46	72	Total N-EtFOSAA	584.1 > 419	2.52e3	2.88e3	0.250			10.9	44.9596			
47	26	PFDS	598.8 > 79.9	1.33e3	1.40e3	0.250	1.19	5.44	11.9	51.6559	129.1	1.63	NO
48	27	PFDoA	612.9 > 56...	1.42e4	1.53e4	0.250	1.16	5.68	11.6	42.4201	106.1	8.19	NO
49	29	PFTrDA	662.9 > 61...	1.71e4	1.53e4	0.250	1.40	5.93	14.0	49.1972	123.0	33.8	NO
50	52	d5-N-EtFOSAA	589.3 > 419	2.88e3	5.03e4	0.250	0.0572	5.37	0.715	11.6174	23.2		
51	52	d5-N-EtFOSAA	589.3 > 419	2.88e3	5.03e4	0.250	0.0572	5.37	0.715	11.6174	23.2		
52	51	13C2-PFUdA	565 > 519.8	1.38e4	5.03e4	0.250	0.274	5.39	3.43	13.6014	27.2		
53	53	13C2-PFDoA	615.0 > 56...	1.53e4	4.66e4	0.250	0.328	5.68	4.10	14.3444	28.7		
54	53	13C2-PFDoA	615.0 > 56...	1.53e4	4.66e4	0.250	0.328	5.68	4.10	14.3444	28.7		
55	-1												
56	30	PFTeDA	712.8 > 66...	1.43e4	1.27e4	0.250	1.40	6.15	14.0	43.1348	107.8	11.5	NO
57	73	TCDA	498.3>106.9			0.250							
58	60	13C4-PFBA	217. > 172	2.10e4	2.10e4	0.250	1.00	1.27	12.5	50.0000	100.0		
59	61	13C5-PFHxA	318 > 272.9	4.43e4	4.43e4	0.250	1.00	3.07	12.5	50.0000	100.0		
60	62	13C3-PFHxS	401.8 > 79.9	6.22e3	6.22e3	0.250	1.00	3.86	12.5	50.0000	100.0		
61	55	13C2-PFTeDA	714.8 > 66...	1.27e4	5.03e4	0.250	0.253	6.15	3.16	17.4785	35.0		
62	47	13C8-PFOS	507.0 > 79.9	1.40e3	6.77e3	0.250	0.207	4.77	2.58	9.7236	19.4		
63	63	13C8-PFOA	420.9 > 376	4.91e4	4.91e4	0.250	1.00	4.24	12.5	50.0000	100.0		
64	64	13C9-PFNA	472.2 > 42...	4.52e4	4.52e4	0.250	1.00	4.68	12.5	50.0000	100.0		
65	65	13C4-PFOS	503 > 79.9	6.77e3	6.77e3	0.250	1.00	4.77	12.5	50.0000	100.0		
66	-1												
67	66	13C6-PFDA	519.1 > 47...	4.66e4	4.66e4	0.250	1.00	5.06	12.5	50.0000	100.0		
68	67	13C7-PFUdA	570.1 > 52...	5.03e4	5.03e4	0.250	1.00	5.39	12.5	50.0000	100.0		

HC 8/29/2018

Dataset: Z:\Projects\PFAS.PRO\Results\180825M1\180825M1-53.qld

MMM 9/3/2018

Last Altered: Wednesday, August 29, 2018 17:13:13 Pacific Daylight Time
Printed: Wednesday, August 29, 2018 17:17:05 Pacific Daylight Time

Method: Z:\Projects\PFAS.PRO\MethDB\PFAS_FULL_80C_082518.mdb 27 Aug 2018 10:30:44
Calibration: Z:\Projects\PFAS.PRO\CurveDB\C18_VAL-PFAS_Q4_08-25-18.cdb 26 Aug 2018 13:56:38

Name: 180825M1_53, Date: 25-Aug-2018, Time: 22:43:49, ID: B8H0064-BS1 OPR 0.25, Description: OPR

PFBA

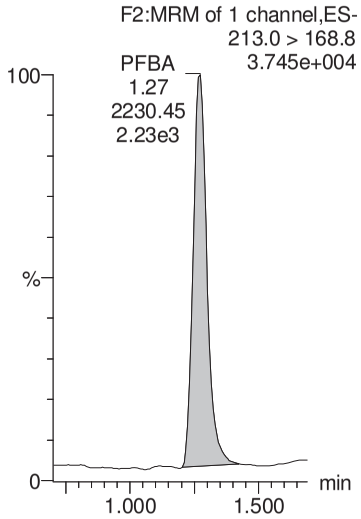

PFPeA

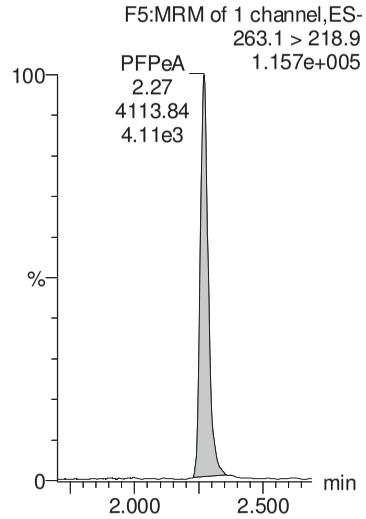

PFBS

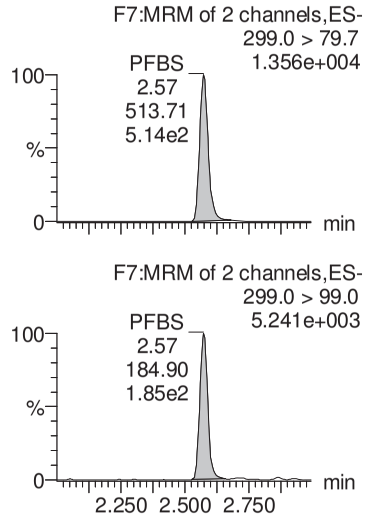

PFHxA

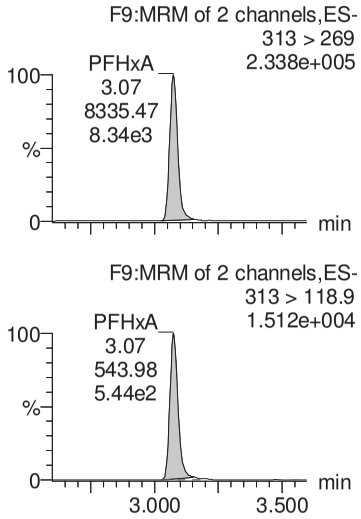

PFHpA

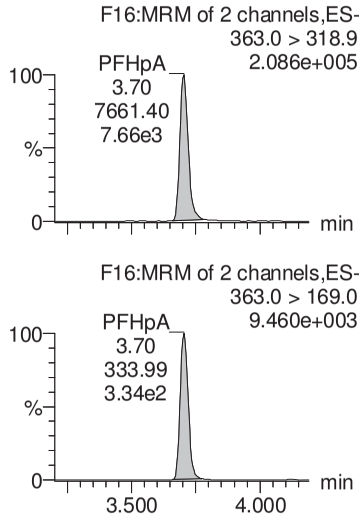

13C3-PFBA

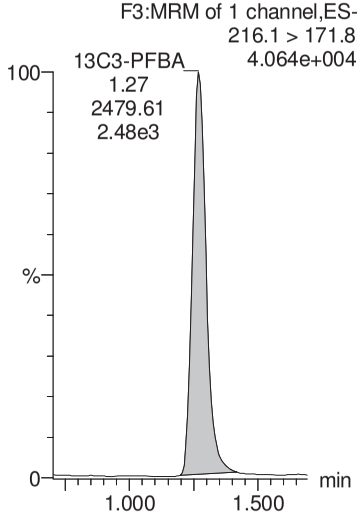

13C3-PFPeA

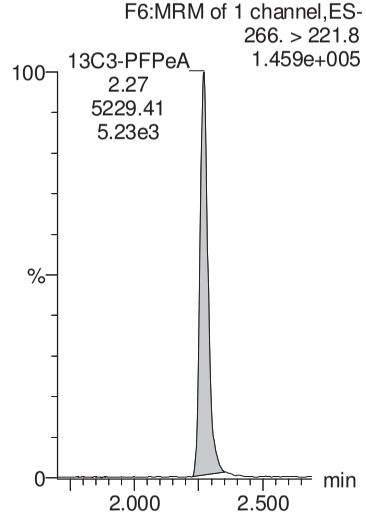

13C3-PFBS

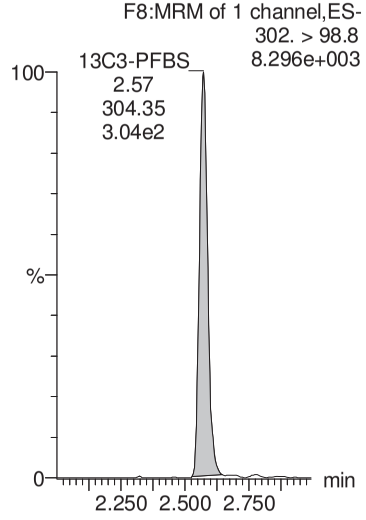

13C2-PFHxA

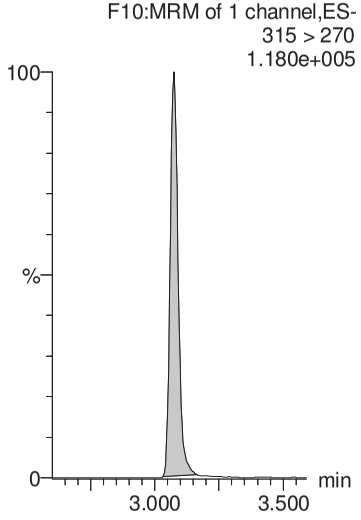

13C4-PFHpA

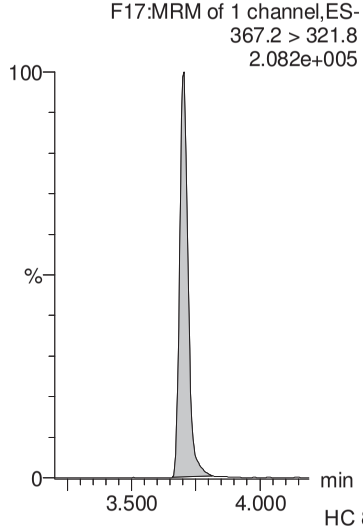

HC 8/29/2018

Dataset: Z:\Projects\PFAS.PRO\Results\180825M1\180825M1-53.qld

MMM 9/3/2018

Last Altered: Wednesday, August 29, 2018 17:13:13 Pacific Daylight Time
Printed: Wednesday, August 29, 2018 17:17:05 Pacific Daylight Time

Name: 180825M1_53, Date: 25-Aug-2018, Time: 22:43:49, ID: B8H0064-BS1 OPR 0.25, Description: OPR

L-PFHxS

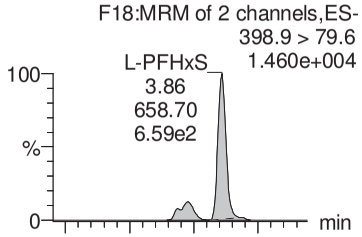

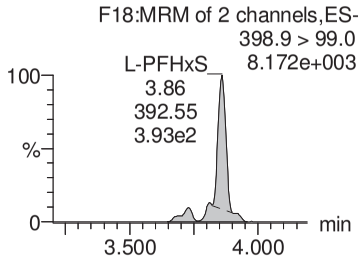

Total PFHxS

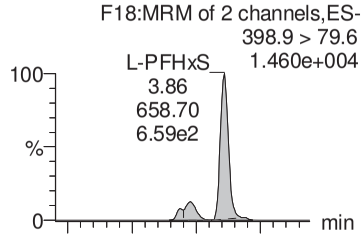

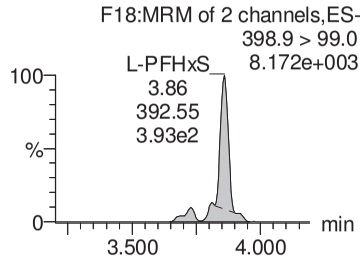

6:2 FTS

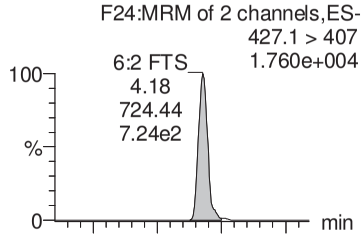

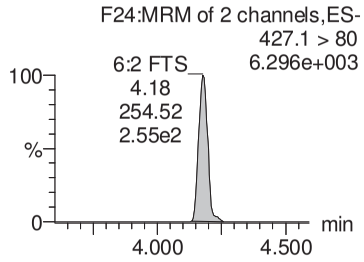

L-PFOA

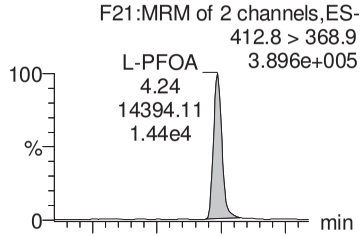

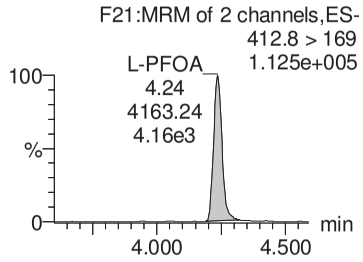

Total PFOA

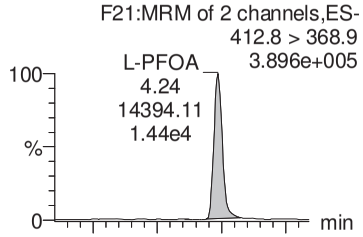

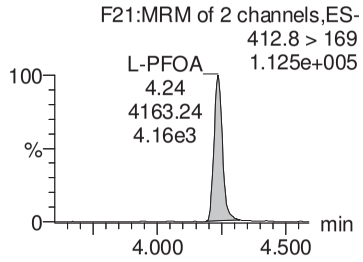

18O2-PFHxS

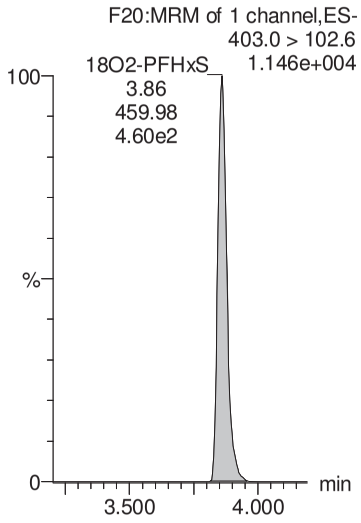

18O2-PFHxS

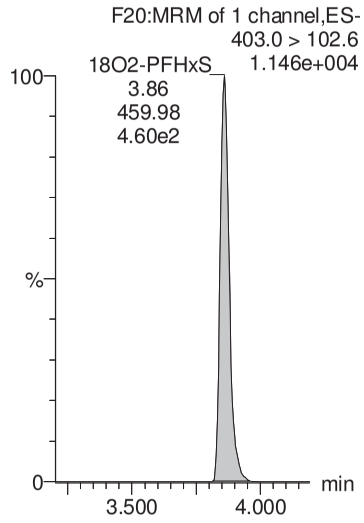

13C2-6:2 FTS

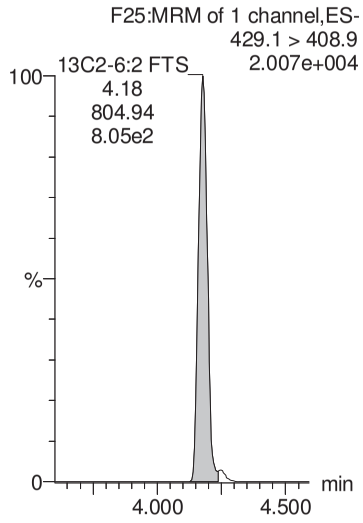

13C2-PFOA

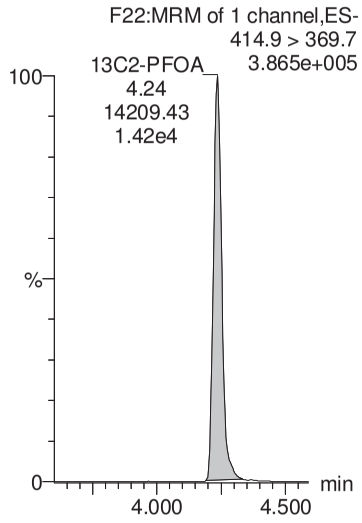

13C2-PFOA

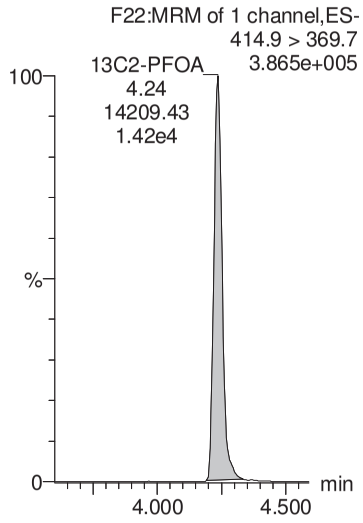

HC 8/29/2018

Dataset: Z:\Projects\PFAS.PRO\Results\180825M1\180825M1-53.qld

MMM 9/3/2018

Last Altered: Wednesday, August 29, 2018 17:13:13 Pacific Daylight Time
Printed: Wednesday, August 29, 2018 17:17:05 Pacific Daylight Time

Name: 180825M1_53, Date: 25-Aug-2018, Time: 22:43:49, ID: B8H0064-BS1 OPR 0.25, Description: OPR

PFHpS

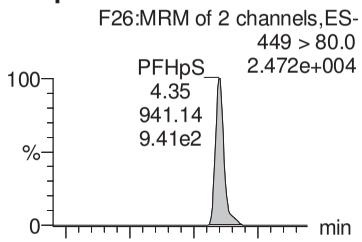

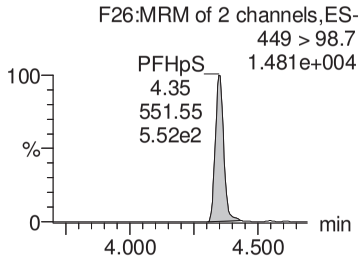

PFNA

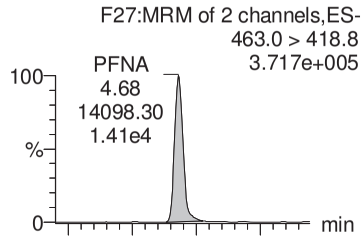

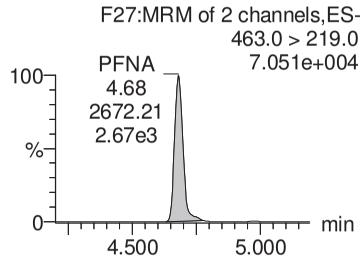

PFOSA

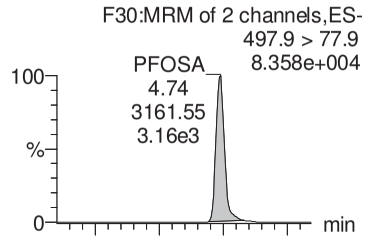

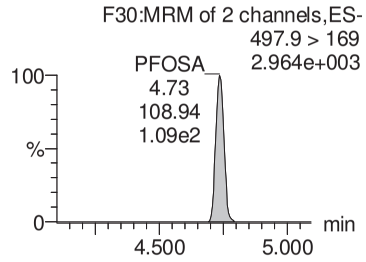

L-PFOS

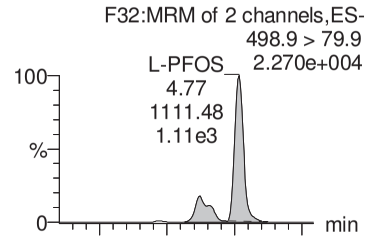

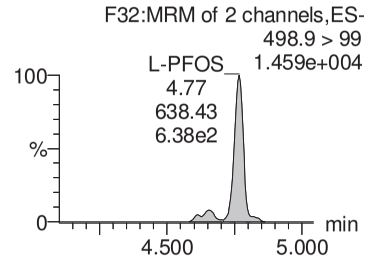

Total PFOS

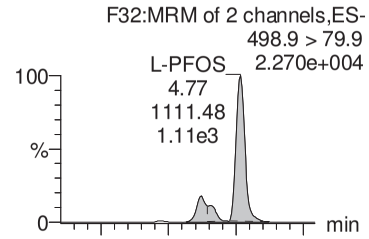

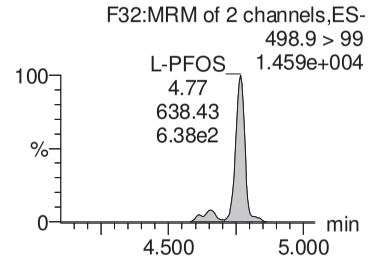

13C8-PFOS

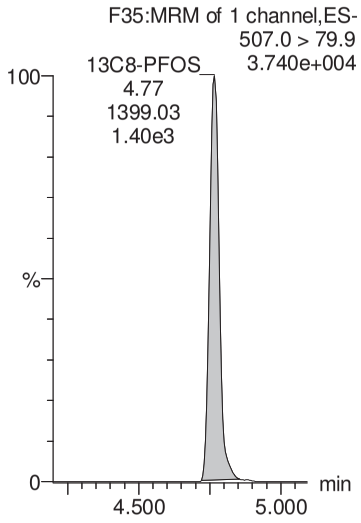

13C5-PFNA

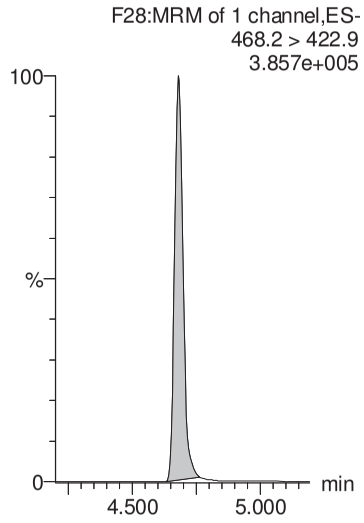

13C8-PFOSA

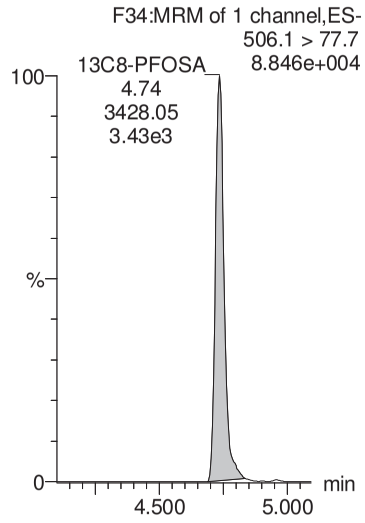

13C8-PFOS

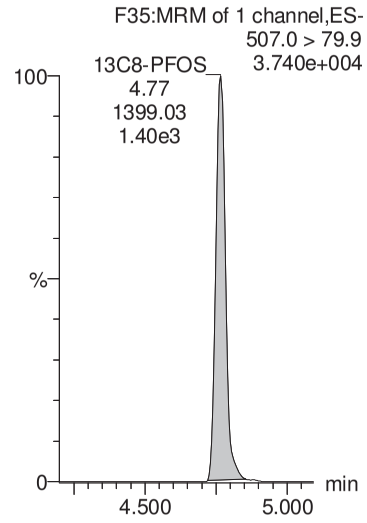

13C8-PFOS

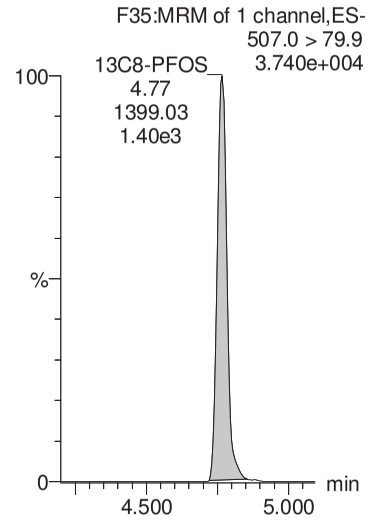

HC 8/29/2018

Dataset: Z:\Projects\PFAS.PRO\Results\180825M1\180825M1-53.qld

MMM 9/3/2018

Last Altered: Wednesday, August 29, 2018 17:13:13 Pacific Daylight Time
Printed: Wednesday, August 29, 2018 17:17:05 Pacific Daylight Time

Name: 180825M1_53, Date: 25-Aug-2018, Time: 22:43:49, ID: B8H0064-BS1 OPR 0.25, Description: OPR

PFDA

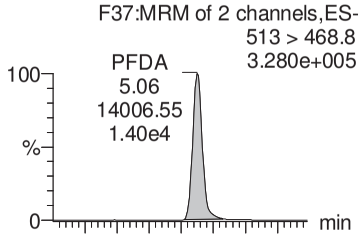

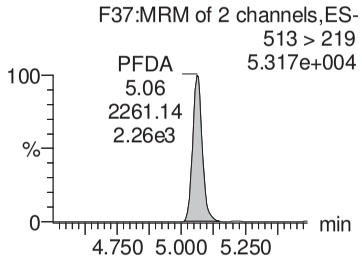

8:2 FTS

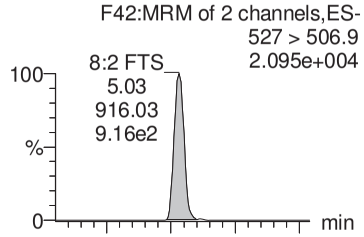

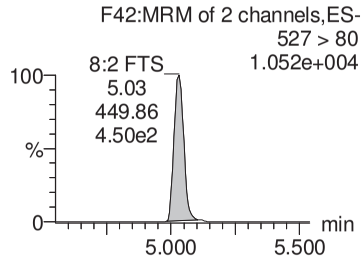

L-MeFOSAA

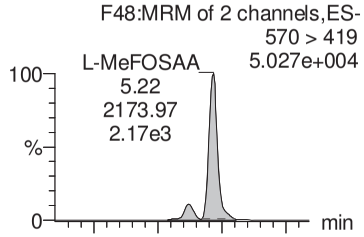

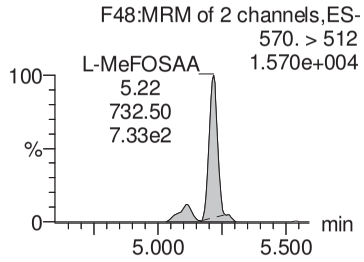

Total N-MeFOSAA

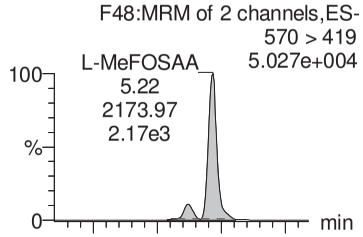

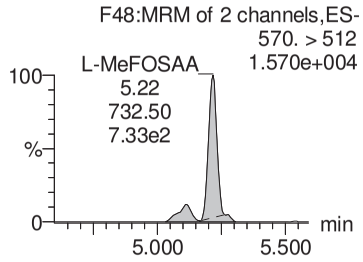

PFUdA

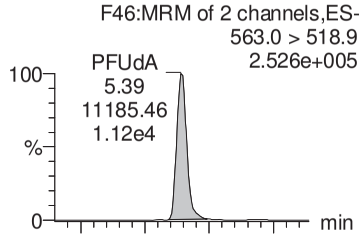

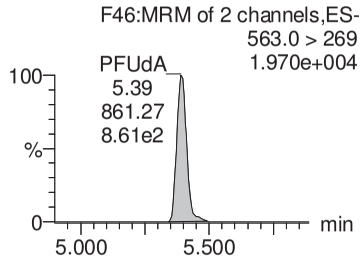

13C2-PFDA

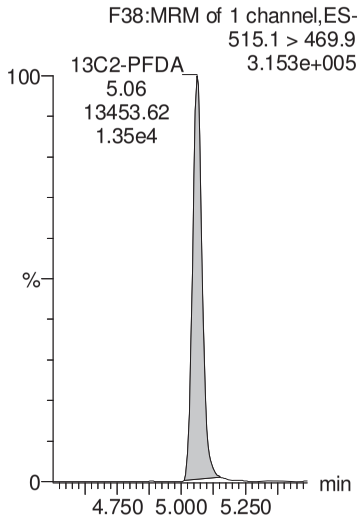

13C2-8:2 FTS

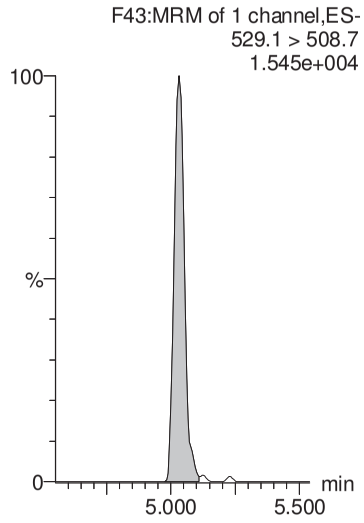

d3-N-MeFOSAA

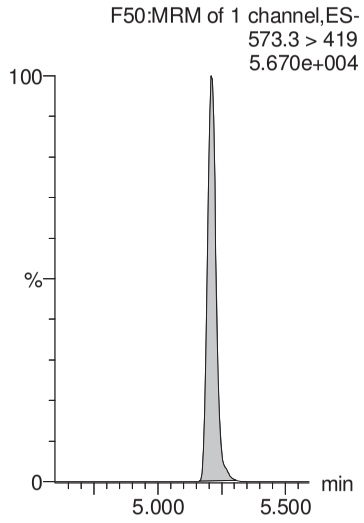

d3-N-MeFOSAA

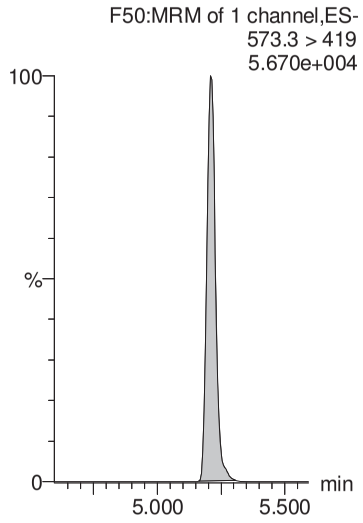

13C2-PFUdA

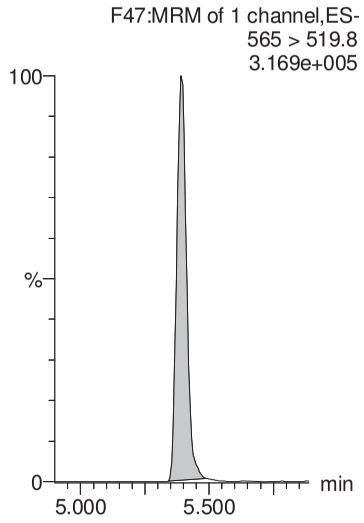

HC 8/29/2018

Dataset: Z:\Projects\PFAS.PRO\Results\180825M1\180825M1-53.qld

MMM 9/3/2018

Last Altered: Wednesday, August 29, 2018 17:13:13 Pacific Daylight Time
Printed: Wednesday, August 29, 2018 17:17:05 Pacific Daylight Time

Name: 180825M1_53, Date: 25-Aug-2018, Time: 22:43:49, ID: B8H0064-BS1 OPR 0.25, Description: OPR

L-EtFOSAA

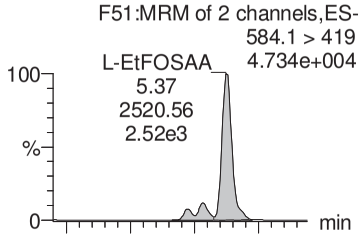

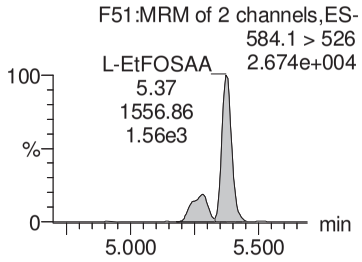

Total N-EtFOSAA

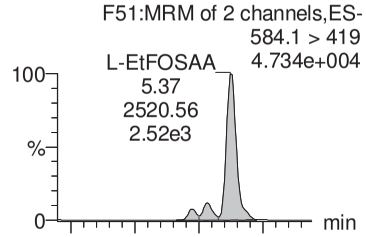

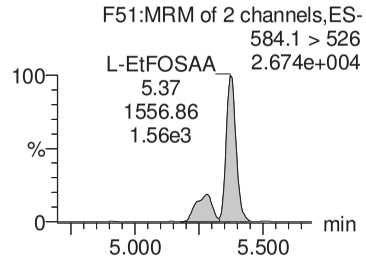

PFDS

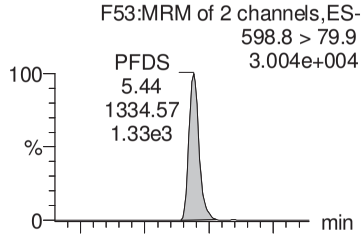

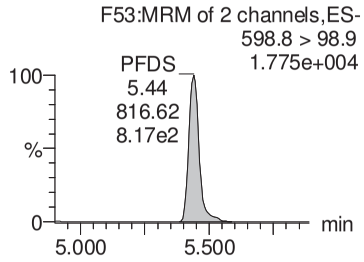

PFDoA

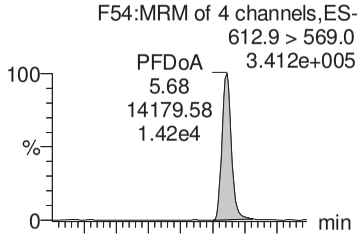

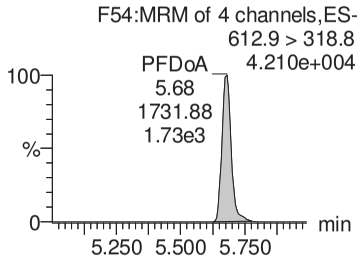

PFTrDA

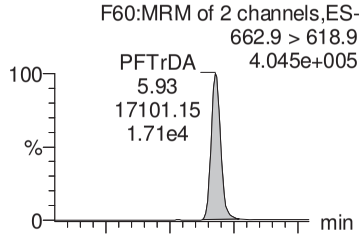

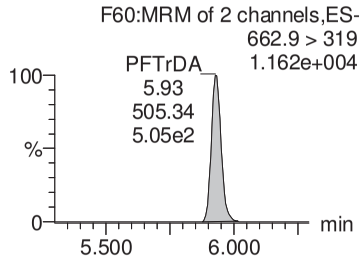

d5-N-EtFOSAA

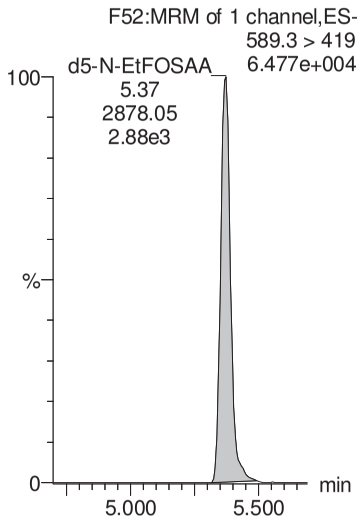

d5-N-EtFOSAA

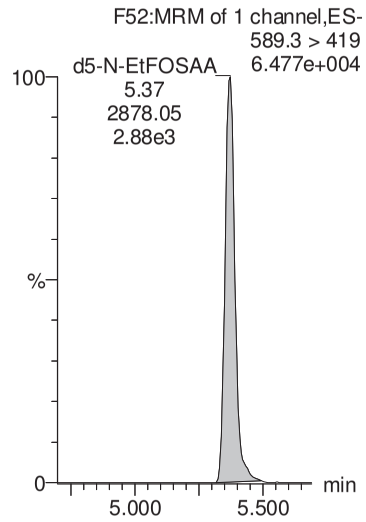

13C2-PFUdA

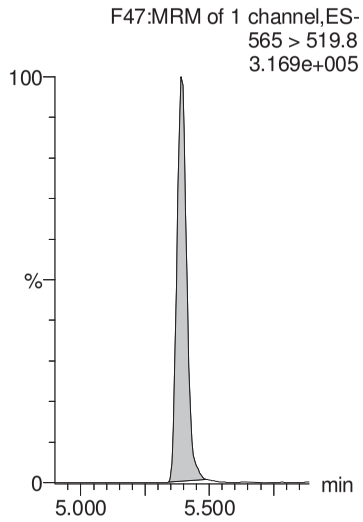

13C2-PFDoA

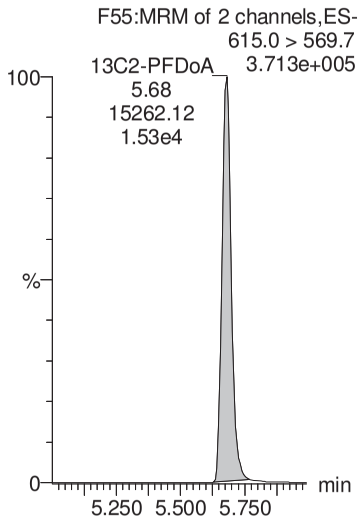

13C2-PFDoA

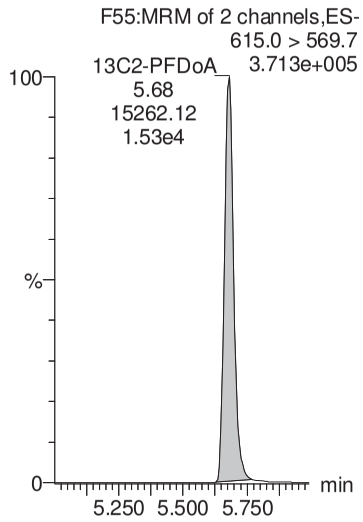

HC 8/29/2018

Dataset: Z:\Projects\PFAS.PRO\Results\180825M1\180825M1-53.qld

MMM 9/3/2018

Last Altered: Wednesday, August 29, 2018 17:13:13 Pacific Daylight Time
Printed: Wednesday, August 29, 2018 17:17:05 Pacific Daylight Time

Name: 180825M1_53, Date: 25-Aug-2018, Time: 22:43:49, ID: B8H0064-BS1 OPR 0.25, Description: OPR

PFTeDA

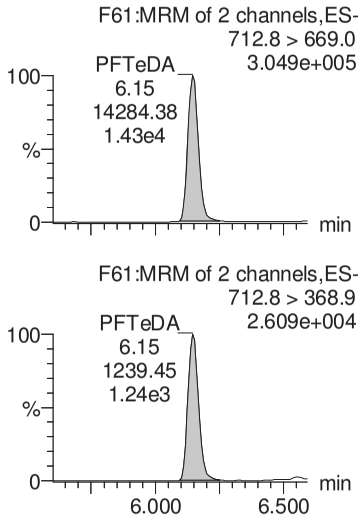

TCDA

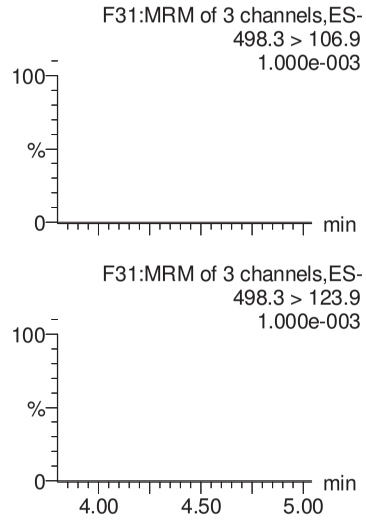

13C4-PFBA

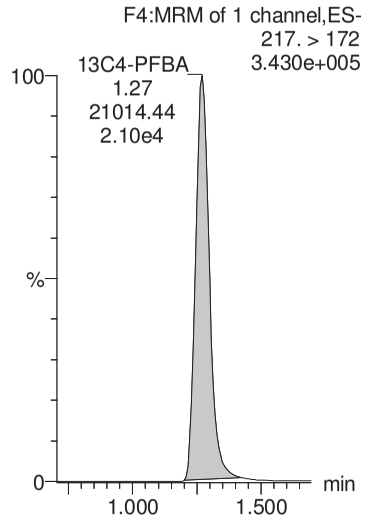

13C5-PFHxA

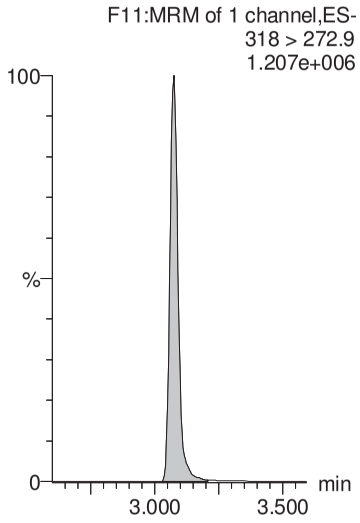

13C3-PFHxS

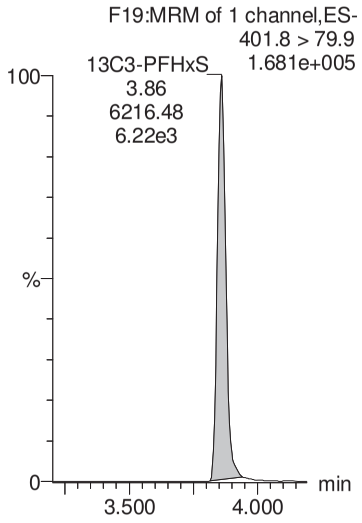

13C2-PFTeDA

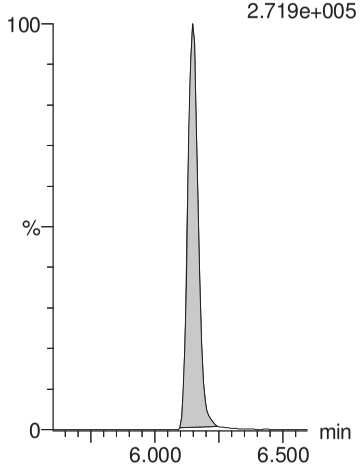

13C8-PFOS

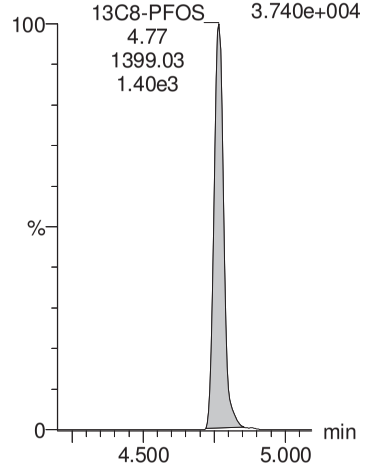

13C8-PFOA

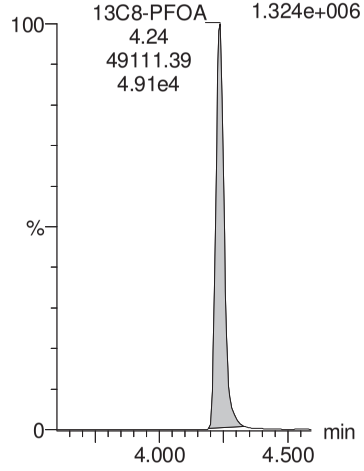

13C9-PFNA

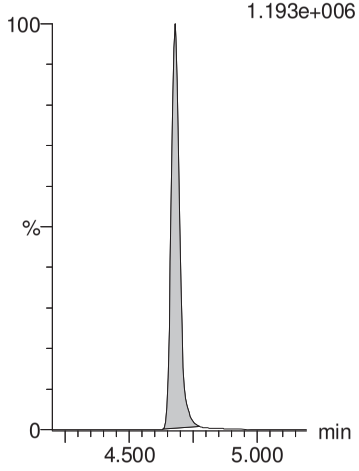

13C4-PFOS

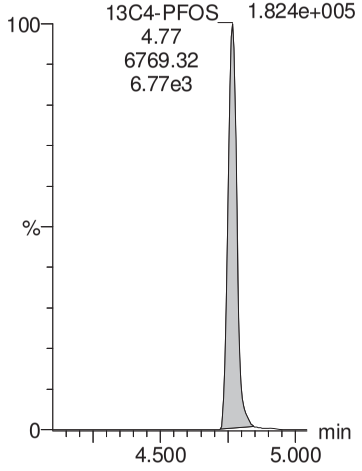

HC 8/29/2018

Dataset: Z:\Projects\PFAS.PRO\Results\180825M1\180825M1-53.qld

MMM 9/3/2018

Last Altered: Wednesday, August 29, 2018 17:13:13 Pacific Daylight Time
Printed: Wednesday, August 29, 2018 17:17:05 Pacific Daylight Time

Name: 180825M1_53, Date: 25-Aug-2018, Time: 22:43:49, ID: B8H0064-BS1 OPR 0.25, Description: OPR

13C6-PFDA

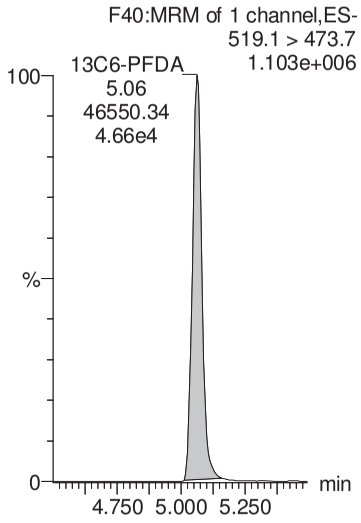

13C7-PFUdA

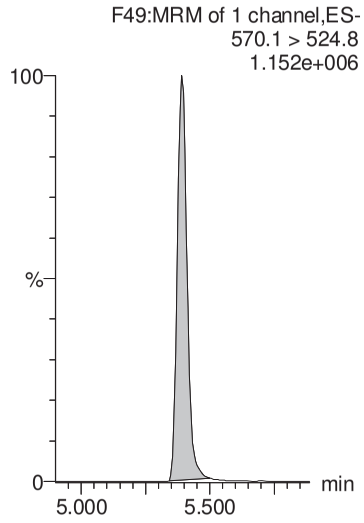

HC 8/29/2018

Dataset: Z:\Projects\PFAS.PRO\Results\180825M1\180825M1-57.qld

MMM 9/3/2018

Last Altered: Thursday, August 30, 2018 08:45:26 Pacific Daylight Time
Printed: Thursday, August 30, 2018 08:45:55 Pacific Daylight Time

Name: 180825M1_57, Date: 25-Aug-2018, Time: 23:26:12, ID: 1802154-01RE1 WE13-GW-TANK1-IDW-072918 0.24851, Description: WE13-GW-TANK1-IDW-072918

	#	Name	Trace	Area	IS Area	Wt/Vol	RRF	RT	Response	Conc.	%Rec	Ion Ratio	Ratio Out?
1	1	PFBA	213.0 > 16...	4.34e3	2.02e4	0.249	0.000	1.27	2.69	9.2958			
2	2	PFPeA	263.1 > 21...	1.02e4	2.99e4	0.249	0.000	2.27	4.28	17.8581			
3	3	PFBS	299.0 > 79.7	1.80e2	3.28e3	0.249	0.000	2.57	0.685	1.3160		2.26	NO
4	5	PFHxA	313 > 269	1.26e4	1.84e4	0.249	0.000	3.07	3.43	14.4739		16.2	NO
5	7	PFHpA	363.0 > 31...	7.72e3	2.76e4	0.249	0.000	3.70	3.49	11.8982		24.7	NO
6	36	13C3-PFBA	216.1 > 17...	2.02e4	2.85e4	0.249	0.708	1.27	8.85	43.0999	85.7		
7	37	13C3-PFPeA	266. > 221.8	2.99e4	5.55e4	0.249	0.538	2.27	6.72	42.2664	84.0		
8	38	13C3-PFBS	302. > 98.8	3.28e3	5.55e4	0.249	0.0591	2.57	0.739	45.6196	90.7		
9	40	13C2-PFHxA	315 > 270	1.84e4	5.55e4	0.249	0.830	3.07	4.15	17.2697	85.8		
10	41	13C4-PFHpA	367.2 > 32...	2.76e4	5.55e4	0.249	0.497	3.70	6.22	42.7529	85.0		
11	-1												
12	8	L-PFHxS	398.9 > 79.6	2.38e2	2.94e3	0.249	0.000	3.86	1.01	2.3237		1.61	NO
13	68	Total PFHxS	398.9 > 79.6	2.38e2	2.94e3	0.249			1.01	2.3237			
14	10	6:2 FTS	427.1 > 407	2.18e2	6.17e3	0.249	0.000	4.18	0.443	1.5922		3.01	NO
15	11	L-PFOA	412.8 > 36...	1.92e4	4.12e4	0.249	0.000	4.24	5.82	18.6485		3.39	NO
16	69	Total PFOA	412.8 > 36...	2.07e4	4.12e4	0.249			6.29	19.7596			
17	42	18O2-PFHxS	403.0 > 10...	2.94e3	6.88e3	0.249	0.428	3.86	5.35	41.6268	82.8		
18	42	18O2-PFHxS	403.0 > 10...	2.94e3	6.88e3	0.249	0.428	3.86	5.35	41.6268	82.8		
19	43	13C2-6:2 FTS	429.1 > 40...	6.17e3	6.04e4	0.249	0.102	4.18	1.28	38.4240	76.4		
20	44	13C2-PFOA	414.9 > 36...	4.12e4	6.04e4	0.249	0.682	4.24	8.52	39.7724	79.1		
21	44	13C2-PFOA	414.9 > 36...	4.12e4	6.04e4	0.249	0.682	4.24	8.52	39.7724	79.1		
22	-1												
23	13	PFHpS	449 > 80.0	1.84e1	6.46e3	0.249	0.000	4.35	0.0356			5.50	YES
24	14	PFNA	463.0 > 41...	5.27e3	3.67e4	0.249	0.000	4.68	1.80	5.8530		5.61	NO
25	15	PFOSA	497.9 > 77.9		5.21e3	0.249							
26	16	L-PFOS	498.9 > 79.9	1.32e3	6.46e3	0.249	0.000	4.77	2.56	10.5022		2.00	NO
27	70	Total PFOS	498.9 > 79.9	1.32e3	6.46e3	0.249			2.56	10.5022			
28	47	13C8-PFOS	507.0 > 79.9	6.46e3	8.29e3	0.249	0.780	4.77	9.75	36.8995	73.4		
29	45	13C5-PFNA	468.2 > 42...	3.67e4	5.37e4	0.249	0.684	4.68	8.55	35.8452	71.3		
30	46	13C8-PFOSA	506.1 > 77.7	5.21e3	6.03e4	0.249	0.0863	4.74	1.08	22.1778	44.1		
31	47	13C8-PFOS	507.0 > 79.9	6.46e3	8.29e3	0.249	0.780	4.77	9.75	36.8995	73.4		
32	47	13C8-PFOS	507.0 > 79.9	6.46e3	8.29e3	0.249	0.780	4.77	9.75	36.8995	73.4		
33	-1												
34	18	PFDA	513 > 468.8	8.72e2	3.29e4	0.249	0.000	5.06	0.332	0.7526		6.38	NO
35	19	8:2 FTS	527 > 506.9	7.33e0	4.40e3	0.249	0.000	5.02	0.0208			3.03	NO
36	21	L-MeFOSAA	570 > 419		6.23e3	0.249							
37	71	Total N-MeFOSAA	570. > 419	0.00e0	6.23e3	0.249			0.000				

HC 8/30/2018

Dataset: Z:\Projects\PFAS.PRO\Results\180825M1\180825M1-57.qld MMM 9/3/2018

Last Altered: Thursday, August 30, 2018 08:45:26 Pacific Daylight Time
Printed: Thursday, August 30, 2018 08:45:55 Pacific Daylight Time

Name: 180825M1_57, Date: 25-Aug-2018, Time: 23:26:12, ID: 1802154-01RE1 WE13-GW-TANK1-IDW-072918 0.24851, Description: WE13-GW-TANK1-IDW-072918

	#	Name	Trace	Area	IS Area	Wt/Vol	RRF	RT	Response	Conc.	%Rec	Ion Ratio	Ratio Out?
38	25	PFUdA	563.0 > 51...	3.77e2	3.58e4	0.249	0.000	5.39	0.132	0.0914		7.75	YES
39	48	13C2-PFDA	515.1 > 46...	3.29e4	5.68e4	0.249	0.578	5.06	7.23	30.8329	61.3		
40	49	13C2-8:2 FTS	529.1 > 50...	4.40e3	6.04e4	0.249	0.0729	5.03	0.911	34.9536	69.5		
41	50	d3-N-MeFOSAA	573.3 > 419	6.23e3	6.03e4	0.249	0.103	5.21	1.29	22.9402	45.6		
42	50	d3-N-MeFOSAA	573.3 > 419	6.23e3	6.03e4	0.249	0.103	5.21	1.29	22.9402	45.6		
43	51	13C2-PFUdA	565 > 519.8	3.58e4	6.03e4	0.249	0.594	5.39	7.43	29.6526	59.0		
44	-1												
45	23	L-EtFOSAA	584.1 > 419	3.88e0	7.43e3	0.249	0.000	5.24	0.00653	0.1906		1.22	NO
46	72	Total N-EtFOSAA	584.1 > 419	3.88e0	7.43e3	0.249			0.00653	0.1906			
47	26	PFDS	598.8 > 79.9		6.46e3	0.249							
48	27	PFDoA	612.9 > 56...	8.12e1	3.55e4	0.249	0.000	5.68	0.0286	0.0010		90.8	YES
49	29	PFTrDA	662.9 > 61...	1.31e2	3.55e4	0.249	0.000	5.93	0.0460	0.0129		92.5	YES
50	52	d5-N-EtFOSAA	589.3 > 419	7.43e3	6.03e4	0.249	0.123	5.37	1.54	25.1534	50.0		
51	52	d5-N-EtFOSAA	589.3 > 419	7.43e3	6.03e4	0.249	0.123	5.37	1.54	25.1534	50.0		
52	51	13C2-PFUdA	565 > 519.8	3.58e4	6.03e4	0.249	0.594	5.39	7.43	29.6526	59.0		
53	53	13C2-PFDoA	615.0 > 56...	3.55e4	5.68e4	0.249	0.625	5.68	7.82	27.5209	54.7		
54	53	13C2-PFDoA	615.0 > 56...	3.55e4	5.68e4	0.249	0.625	5.68	7.82	27.5209	54.7		
55	-1												
56	30	PFTeDA	712.8 > 66...	6.31e1	2.15e4	0.249	0.000	6.15	0.0366			9.37	NO
57	73	TCDA	498.3>106.9			0.249							
58	60	13C4-PFBA	217. > 172	2.85e4	2.85e4	0.249	1.00	1.27	12.5	50.2998	100.0		
59	61	13C5-PFHxA	318 > 272.9	5.55e4	5.55e4	0.249	1.00	3.07	12.5	50.2998	100.0		
60	62	13C3-PFHxS	401.8 > 79.9	6.88e3	6.88e3	0.249	1.00	3.86	12.5	50.2998	100.0		
61	55	13C2-PFTeDA	714.8 > 66...	2.15e4	6.03e4	0.249	0.357	6.15	4.47	24.8543	49.4		
62	47	13C8-PFOS	507.0 > 79.9	6.46e3	8.29e3	0.249	0.780	4.77	9.75	36.8995	73.4		
63	63	13C8-PFOA	420.9 > 376	6.04e4	6.04e4	0.249	1.00	4.24	12.5	50.2998	100.0		
64	64	13C9-PFNA	472.2 > 42...	5.37e4	5.37e4	0.249	1.00	4.68	12.5	50.2998	100.0		
65	65	13C4-PFOS	503 > 79.9	8.29e3	8.29e3	0.249	1.00	4.76	12.5	50.2998	100.0		
66	-1												
67	66	13C6-PFDA	519.1 > 47...	5.68e4	5.68e4	0.249	1.00	5.06	12.5	50.2998	100.0		
68	67	13C7-PFUdA	570.1 > 52...	6.03e4	6.03e4	0.249	1.00	5.39	12.5	50.2998	100.0		

HC 8/30/2018

Dataset: Z:\Projects\PFAS.PRO\Results\180825M1\180825M1-57.qld MMM 9/3/2018

Last Altered: Thursday, August 30, 2018 08:45:26 Pacific Daylight Time
Printed: Thursday, August 30, 2018 08:45:55 Pacific Daylight Time

Method: Z:\Projects\PFAS.PRO\MethDB\PFAS_FULL_80C_082518.mdb 27 Aug 2018 10:30:44
Calibration: Z:\Projects\PFAS.PRO\CurveDB\C18_VAL-PFAS_Q4_08-25-18.cdb 26 Aug 2018 13:56:38

Name: 180825M1_57, Date: 25-Aug-2018, Time: 23:26:12, ID: 1802154-01RE1 WE13-GW-TANK1-IDW-072918 0.24851, Description: WE13-GW-TANK1-IDW-072918

PFBA

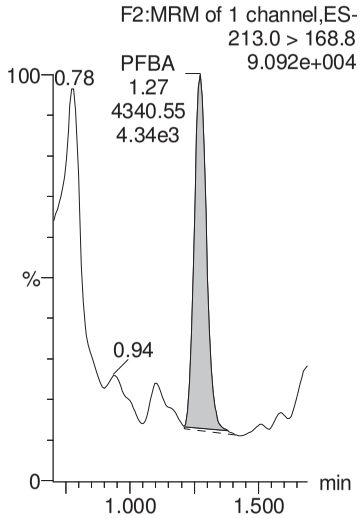

PFPeA

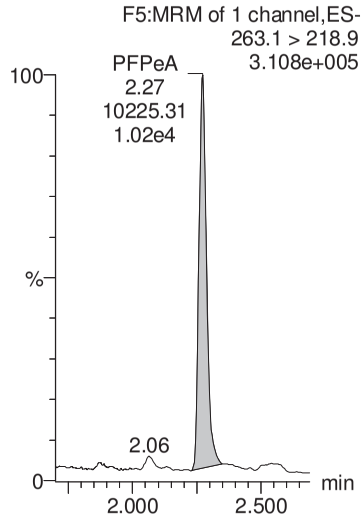

PFBS

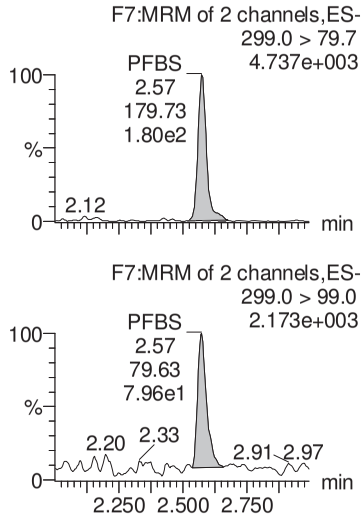

PFHxA

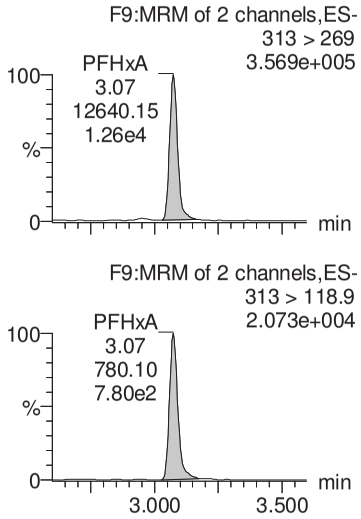

PFHpA

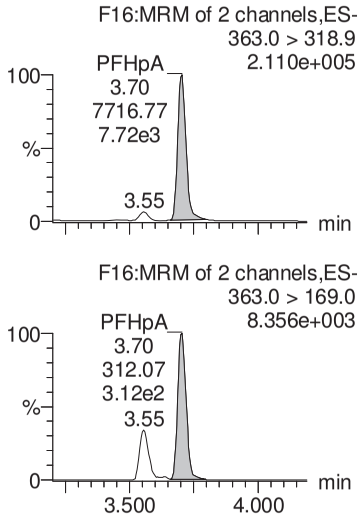

13C3-PFBA

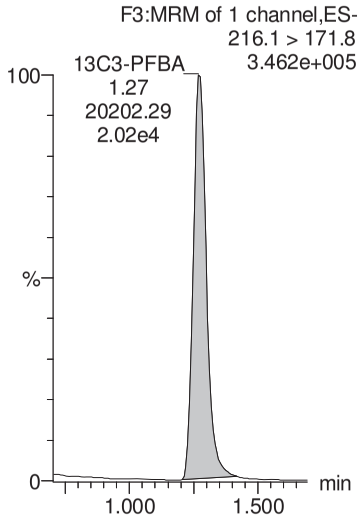

13C3-PFPeA

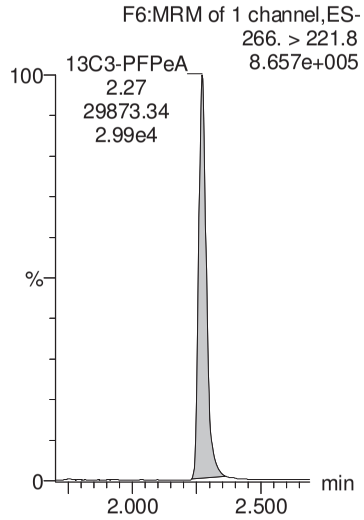

13C3-PFBS

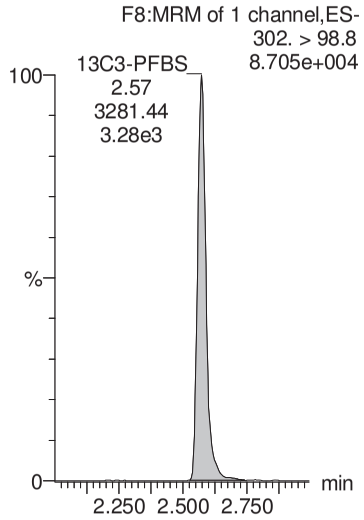

13C2-PFHxA

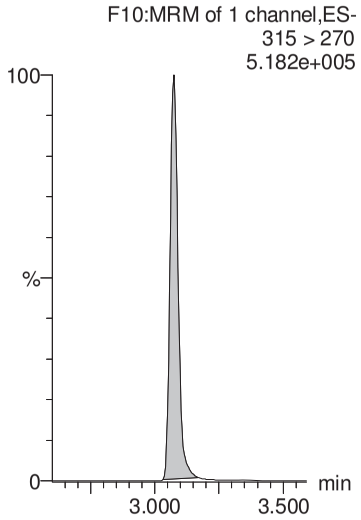

13C4-PFHpA

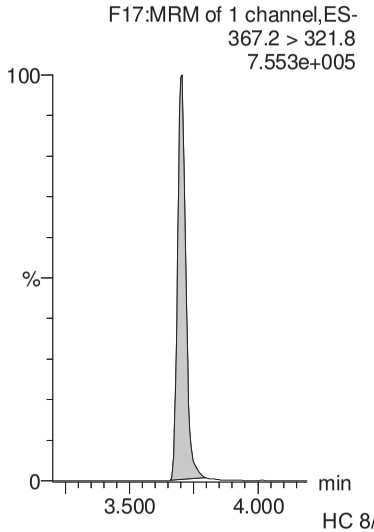

HC 8/30/2018

Dataset: Z:\Projects\PFAS.PRO\Results\180825M1\180825M1-57.qld

MMM 9/3/2018

Last Altered: Thursday, August 30, 2018 08:45:26 Pacific Daylight Time
Printed: Thursday, August 30, 2018 08:45:55 Pacific Daylight Time

Name: 180825M1_57, Date: 25-Aug-2018, Time: 23:26:12, ID: 1802154-01RE1 WE13-GW-TANK1-IDW-072918 0.24851, Description: WE13-GW-TANK1-IDW-072918

L-PFHxS

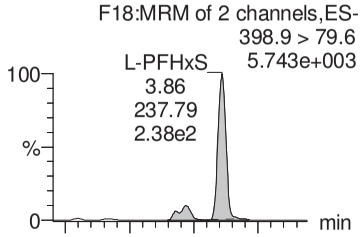

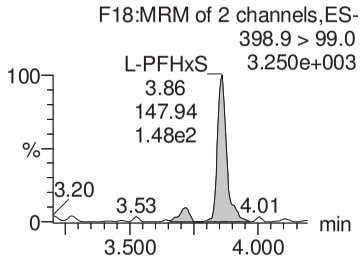

Total PFHxS

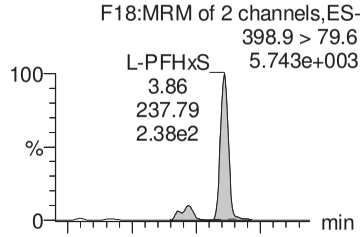

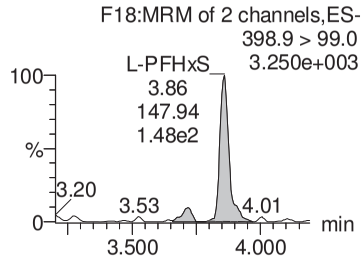

6:2 FTS

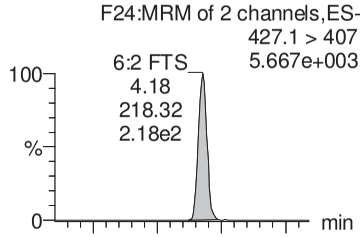

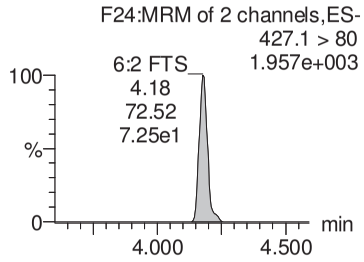

L-PFOA

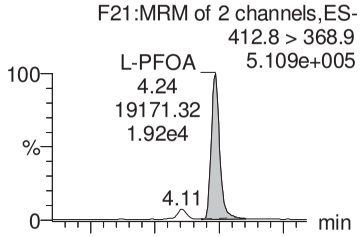

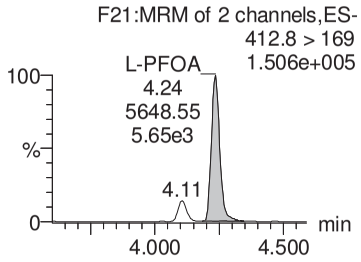

Total PFOA

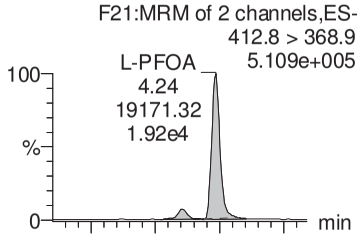

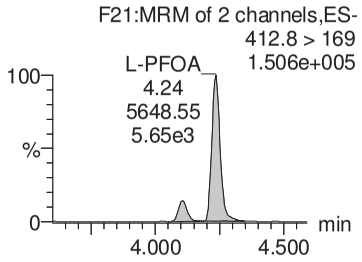

18O2-PFHxS

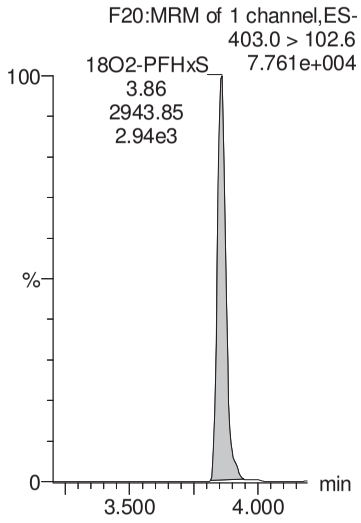

18O2-PFHxS

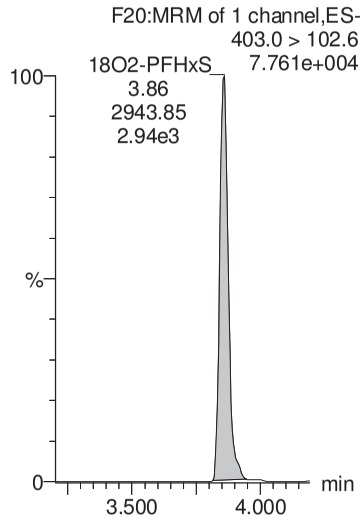

13C2-6:2 FTS

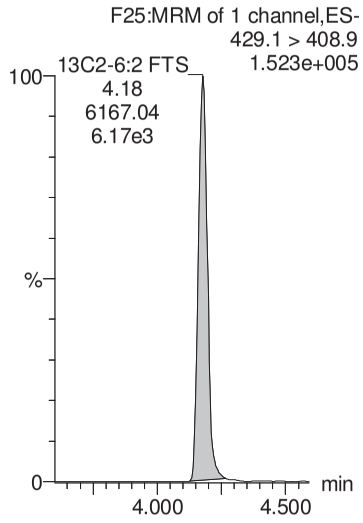

13C2-PFOA

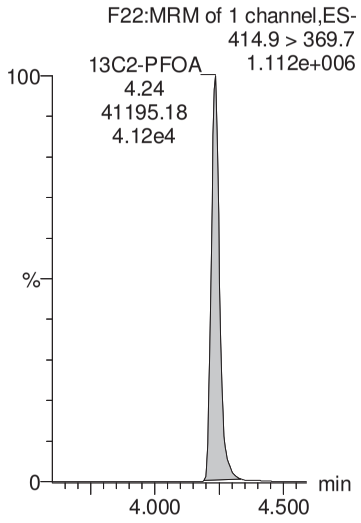

13C2-PFOA

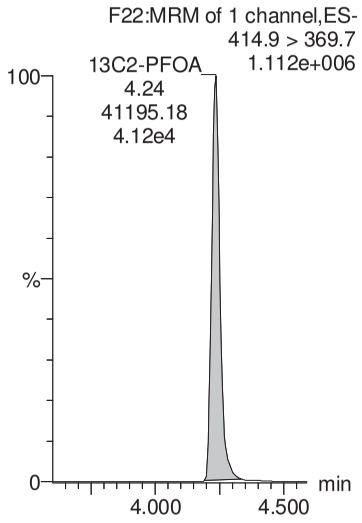

HC 8/30/2018

Dataset: Z:\Projects\PFAS.PRO\Results\180825M1\180825M1-57.qld

MMM 9/3/2018

Last Altered: Thursday, August 30, 2018 08:45:26 Pacific Daylight Time
Printed: Thursday, August 30, 2018 08:45:55 Pacific Daylight Time

Name: 180825M1_57, Date: 25-Aug-2018, Time: 23:26:12, ID: 1802154-01RE1 WE13-GW-TANK1-IDW-072918 0.24851, Description: WE13-GW-TANK1-IDW-072918

PFHpS

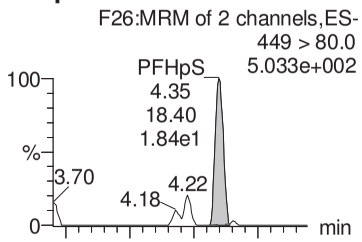

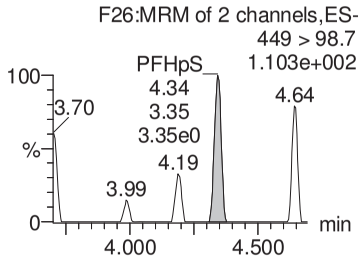

PFNA

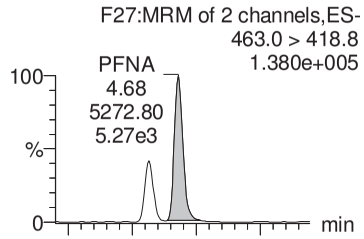

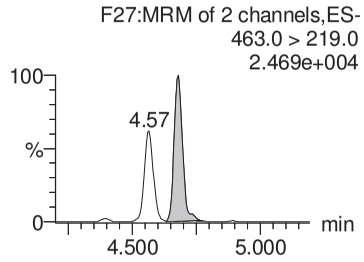

PFOSA

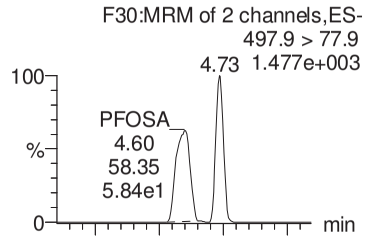

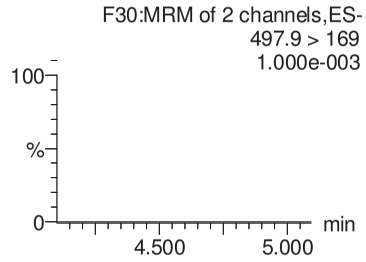

L-PFOS

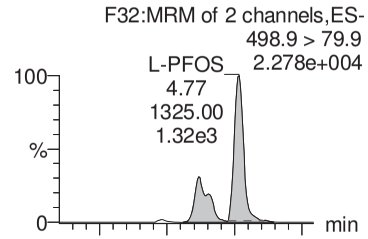

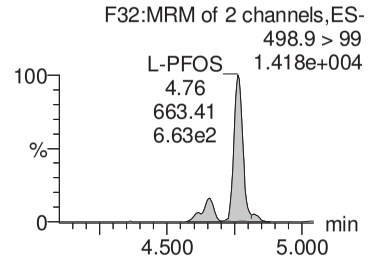

Total PFOS

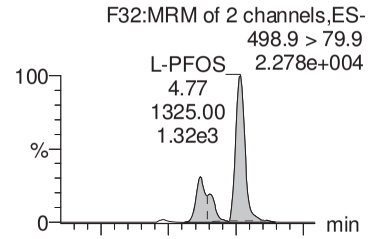

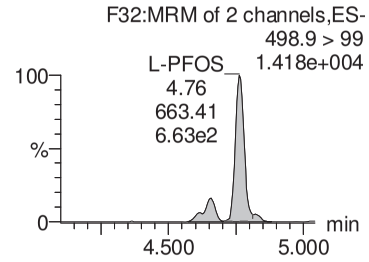

13C8-PFOS

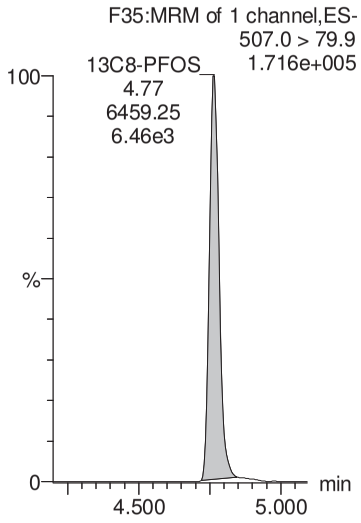

13C5-PFNA

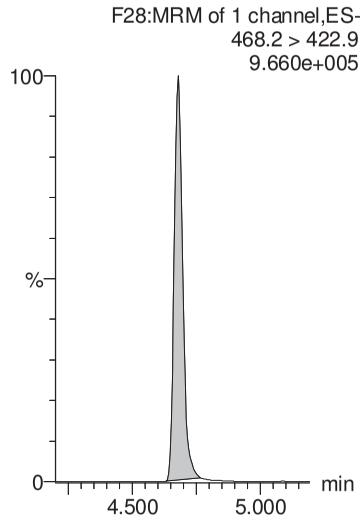

13C8-PFOSA

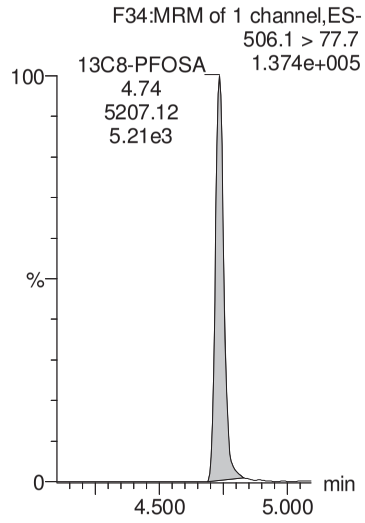

13C8-PFOS

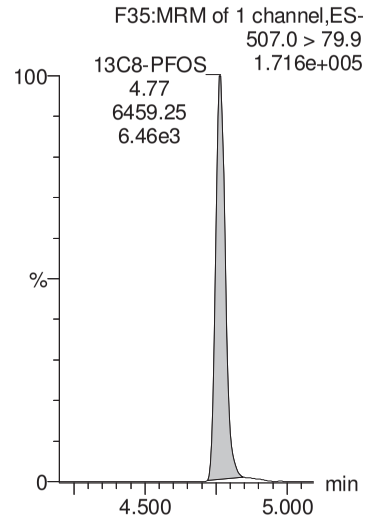

13C8-PFOS

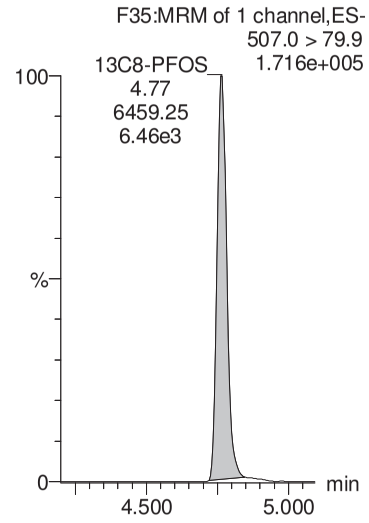

HC 8/30/2018

Dataset: Z:\Projects\PFAS.PRO\Results\180825M1\180825M1-57.qld

MMM 9/3/2018

Last Altered: Thursday, August 30, 2018 08:45:26 Pacific Daylight Time
Printed: Thursday, August 30, 2018 08:45:55 Pacific Daylight Time

Name: 180825M1_57, Date: 25-Aug-2018, Time: 23:26:12, ID: 1802154-01RE1 WE13-GW-TANK1-IDW-072918 0.24851, Description: WE13-GW-TANK1-IDW-072918

PFDA

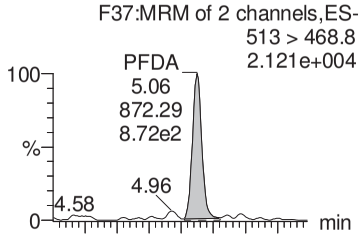

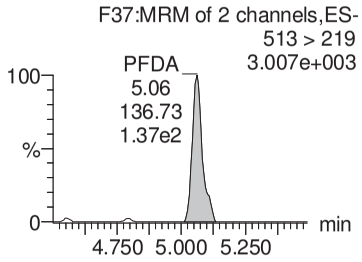

8:2 FTS

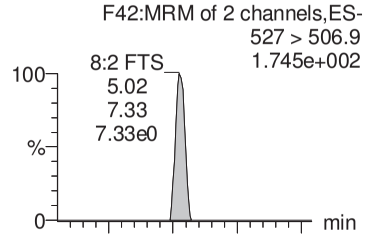

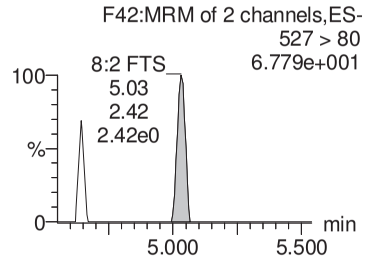

L-MeFOSAA

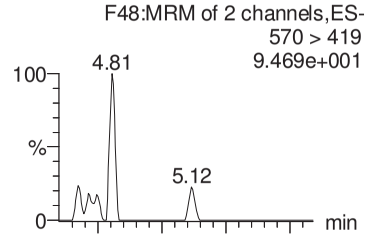

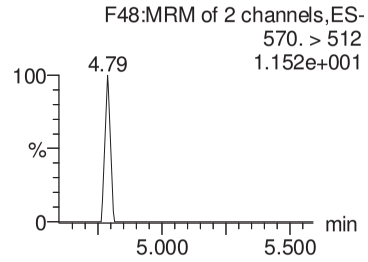

Total N-MeFOSAA

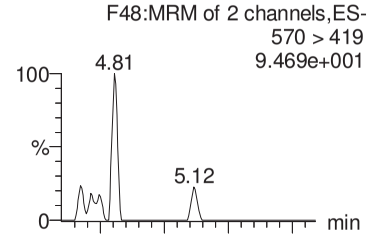

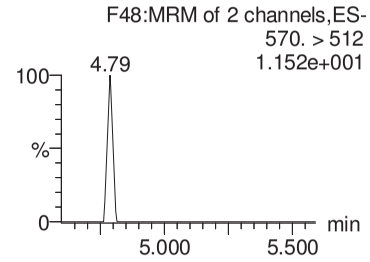

PFUdA

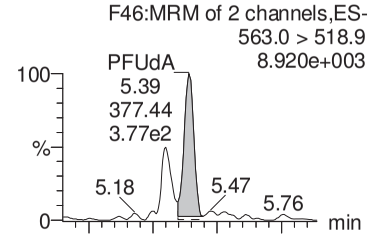

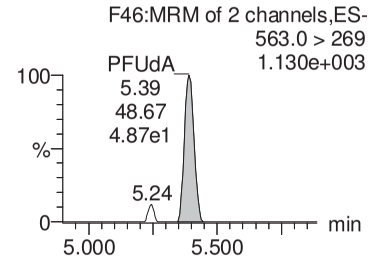

13C2-PFDA

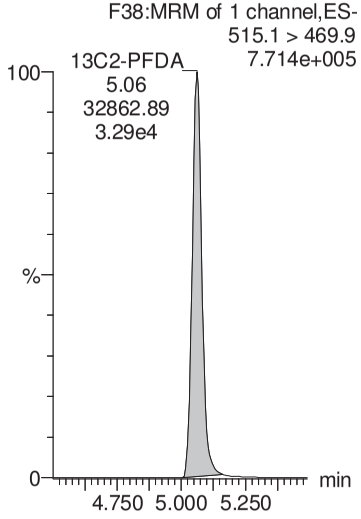

13C2-8:2 FTS

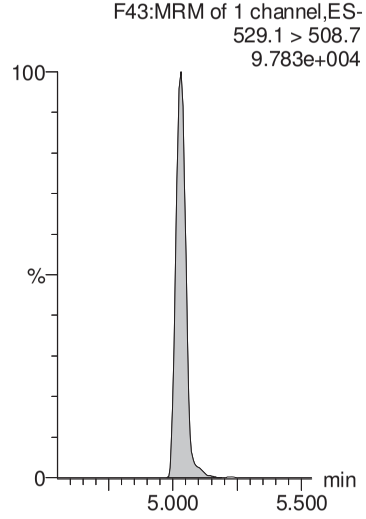

d3-N-MeFOSAA

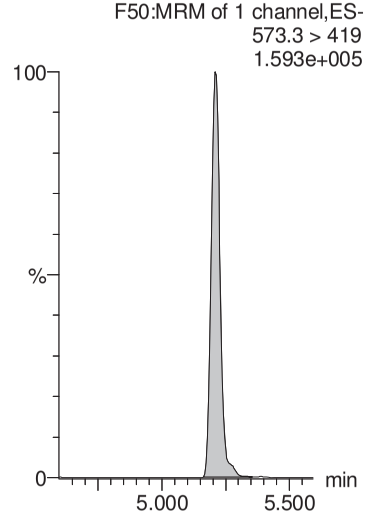

d3-N-MeFOSAA

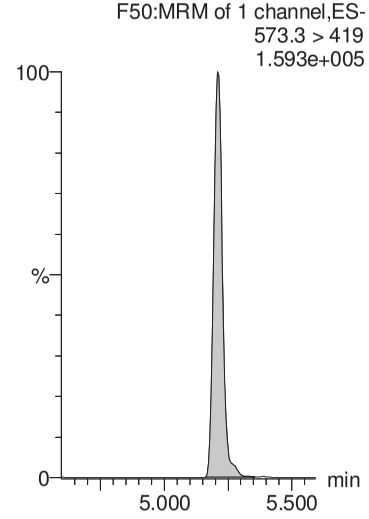

13C2-PFUdA

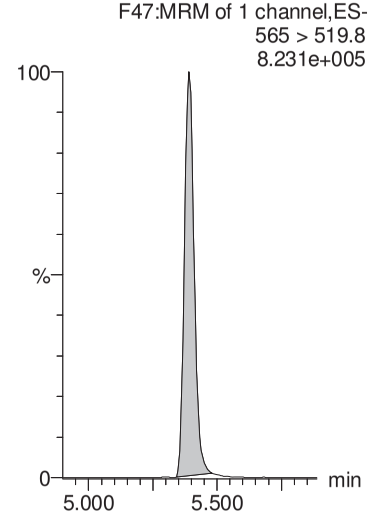

HC 8/30/2018

Dataset: Z:\Projects\PFAS.PRO\Results\180825M1\180825M1-57.qld

MMM 9/3/2018

Last Altered: Thursday, August 30, 2018 08:45:26 Pacific Daylight Time
Printed: Thursday, August 30, 2018 08:45:55 Pacific Daylight Time

Name: 180825M1_57, Date: 25-Aug-2018, Time: 23:26:12, ID: 1802154-01RE1 WE13-GW-TANK1-IDW-072918 0.24851, Description: WE13-GW-TANK1-IDW-072918

L-EtFOSAA

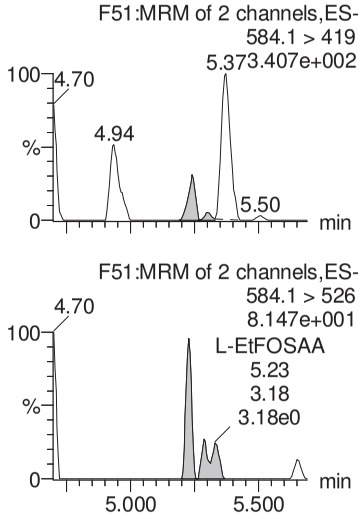

Total N-EtFOSAA

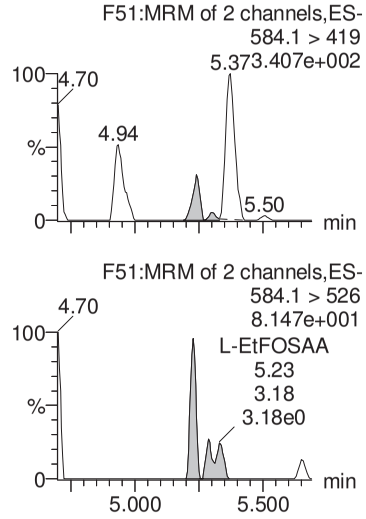

PFDS

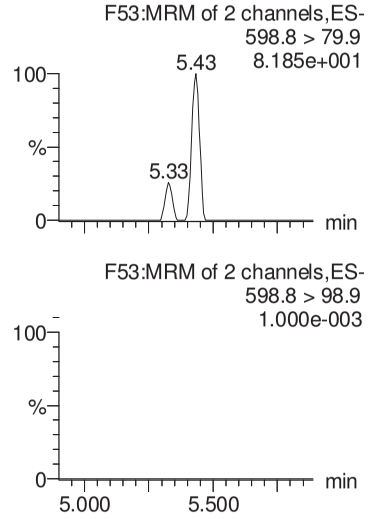

PFDoA

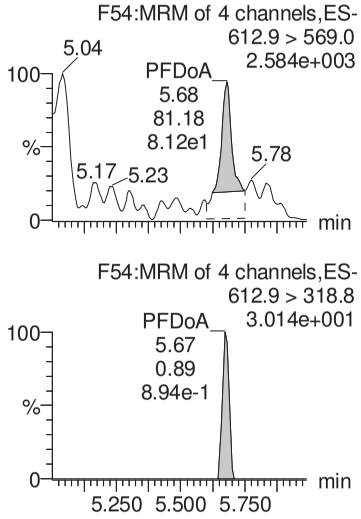

PFTrDA

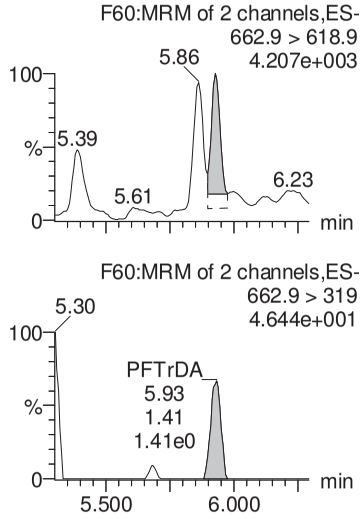

d5-N-EtFOSAA

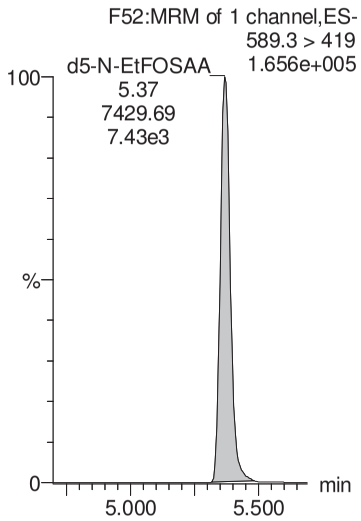

d5-N-EtFOSAA

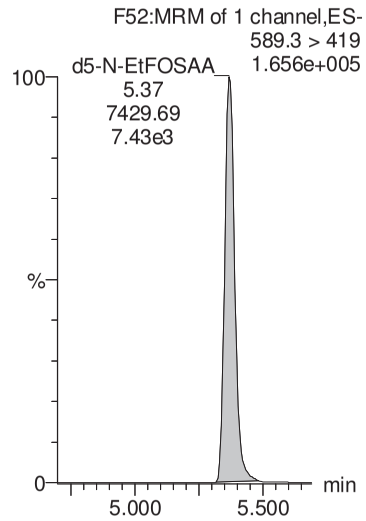

13C2-PFUdA

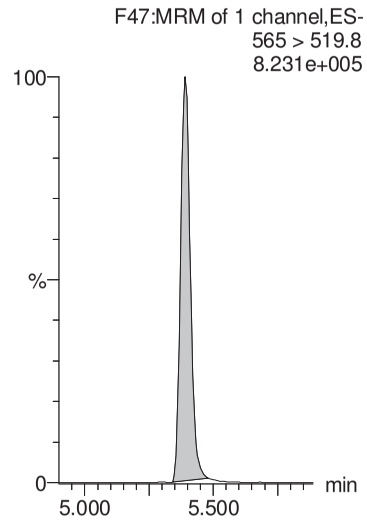

13C2-PFDoA

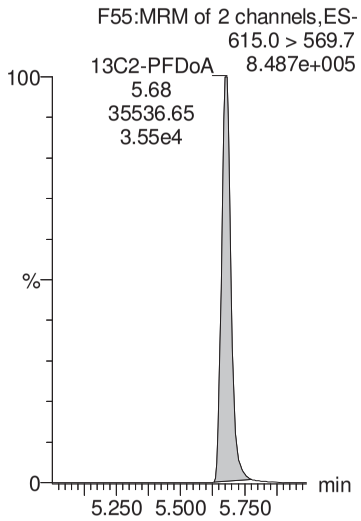

13C2-PFDoA

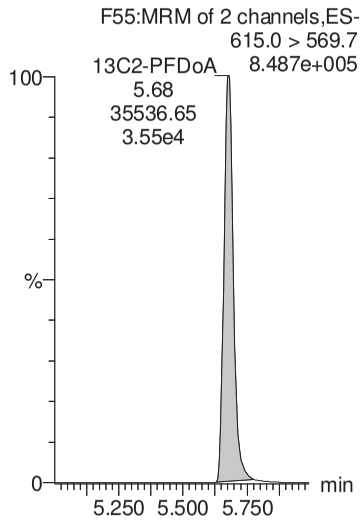

HC 8/30/2018

Dataset: Z:\Projects\PFAS.PRO\Results\180825M1\180825M1-57.qld

MMM 9/3/2018

Last Altered: Thursday, August 30, 2018 08:45:26 Pacific Daylight Time
Printed: Thursday, August 30, 2018 08:45:55 Pacific Daylight Time

Name: 180825M1_57, Date: 25-Aug-2018, Time: 23:26:12, ID: 1802154-01RE1 WE13-GW-TANK1-IDW-072918 0.24851, Description: WE13-GW-TANK1-IDW-072918

PFTeDA

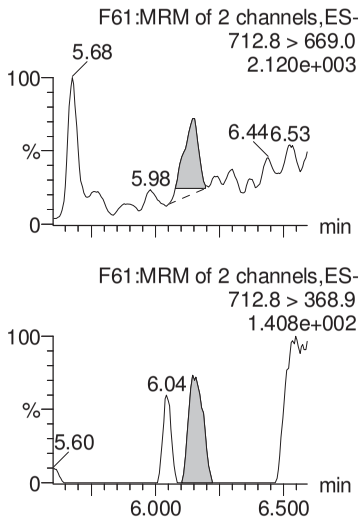

TCDA

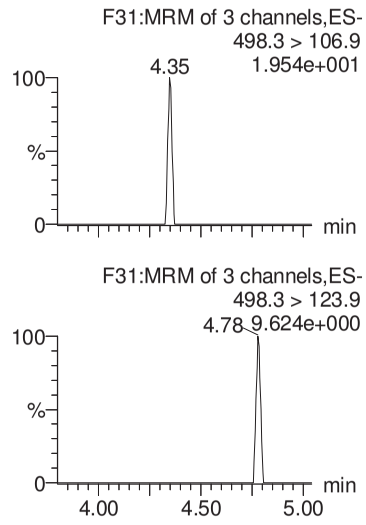

13C4-PFBA

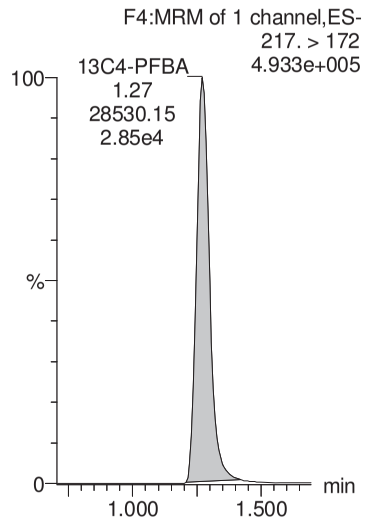

13C5-PFHxA

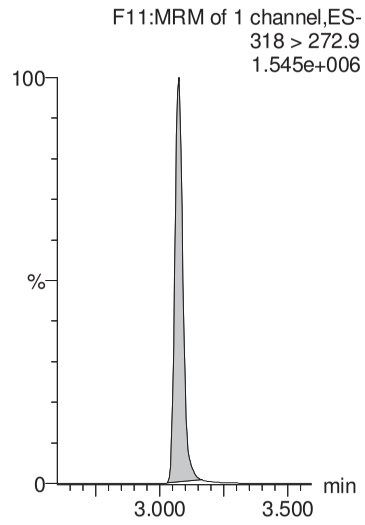

13C3-PFHxS

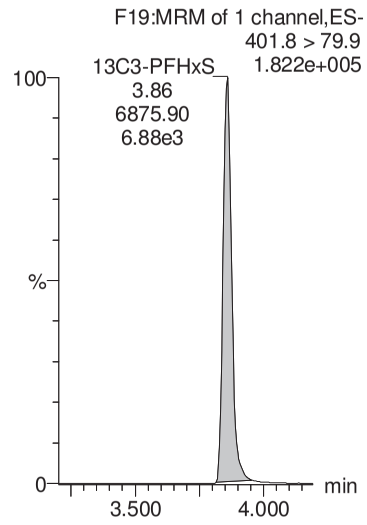

13C2-PFTeDA

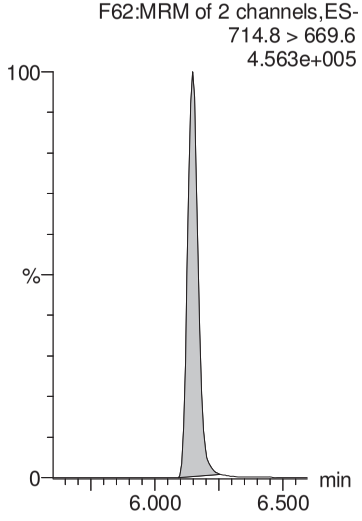

13C8-PFOS

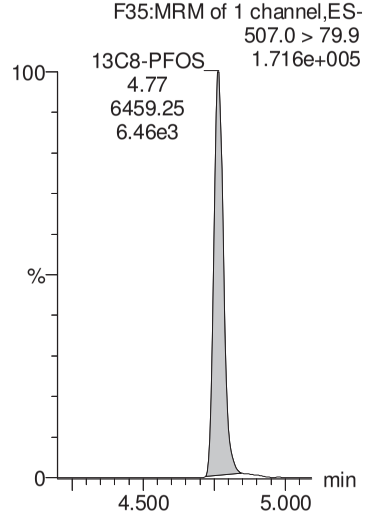

13C8-PFOA

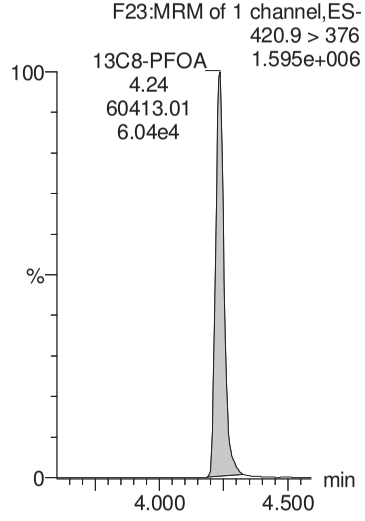

13C9-PFNA

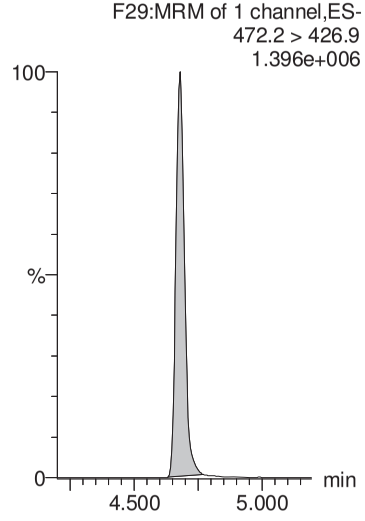

13C4-PFOS

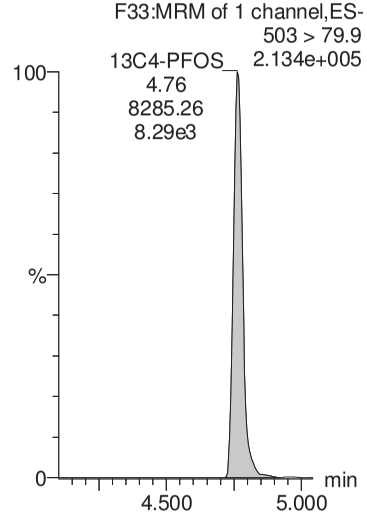

HC 8/30/2018

Dataset: Z:\Projects\PFAS.PRO\Results\180825M1\180825M1-57.qld

MMM 9/3/2018

Last Altered: Thursday, August 30, 2018 08:45:26 Pacific Daylight Time
Printed: Thursday, August 30, 2018 08:45:55 Pacific Daylight Time

Name: 180825M1_57, Date: 25-Aug-2018, Time: 23:26:12, ID: 1802154-01RE1 WE13-GW-TANK1-IDW-072918 0.24851, Description: WE13-GW-TANK1-IDW-072918

13C6-PFDA

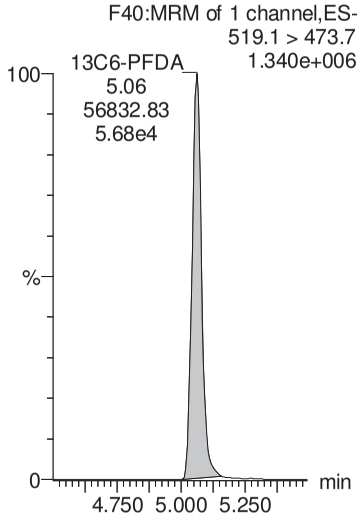

13C7-PFUdA

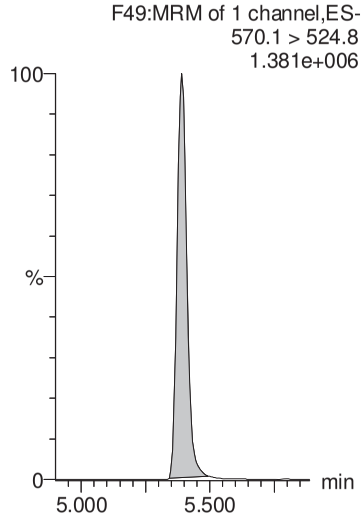

HC 8/30/2018

Dataset: Z:\Projects\PFAS.PRO\Results\180825M1\180825M1-58.qld

MMM 9/3/2018

Last Altered: Thursday, August 30, 2018 08:53:29 Pacific Daylight Time
Printed: Thursday, August 30, 2018 08:53:48 Pacific Daylight Time

Name: 180825M1_58, Date: 25-Aug-2018, Time: 23:36:50, ID: 1802154-02RE1 WE13-GW-TANK2-IDW-072918 0.24806, Description: WE13-GW-TANK2-IDW-072918

	#	Name	Trace	Area	IS Area	Wt/Vol	RRF	RT	Response	Conc.	%Rec	Ion Ratio	Ratio Out?
1	1	PFBA	213.0 > 16...		1.13e4	0.248							
2	2	PFPeA	263.1 > 21...	4.49e3	1.92e4	0.248	0.000	2.27	2.92	12.1323			
3	3	PFBS	299.0 > 79.7		1.68e3	0.248							
4	5	PFHxA	313 > 269	6.28e3	1.29e4	0.248	0.000	3.07	2.43	10.2054		16.0	NO
5	7	PFHpA	363.0 > 31...	4.54e3	2.20e4	0.248	0.000	3.70	2.58	8.7612		28.0	NO
6	36	13C3-PFBA	216.1 > 17...	1.13e4	3.21e4	0.248	0.352	1.27	4.39	21.4340	42.5		
7	37	13C3-PFPeA	266. > 221.8	1.92e4	6.15e4	0.248	0.312	2.27	3.90	24.5934	48.8		
8	38	13C3-PFBS	302. > 98.8	1.68e3	6.15e4	0.248	0.0274	2.57	0.342	21.1810	42.0		
9	40	13C2-PFHxA	315 > 270	1.29e4	6.15e4	0.248	0.525	3.07	2.63	10.9431	54.3		
10	41	13C4-PFHpA	367.2 > 32...	2.20e4	6.15e4	0.248	0.358	3.70	4.47	30.8147	61.2		
11	-1												
12	8	L-PFHxS	398.9 > 79.6	6.02e1	1.90e3	0.248	0.000	3.86	0.396	0.8931		2.29	YES
13	68	Total PFHxS	398.9 > 79.6	6.02e1	1.90e3	0.248			0.396	0.8931			
14	10	6:2 FTS	427.1 > 407	2.77e2	3.66e3	0.248	0.000	4.18	0.948	3.5956		2.54	NO
15	11	L-PFOA	412.8 > 36...	6.54e3	3.24e4	0.248	0.000	4.24	2.52	7.8492		3.33	NO
16	69	Total PFOA	412.8 > 36...	7.22e3	3.24e4	0.248			2.79	8.2568			
17	42	18O2-PFHxS	403.0 > 10...	1.90e3	8.27e3	0.248	0.230	3.86	2.87	22.3778	44.4		
18	42	18O2-PFHxS	403.0 > 10...	1.90e3	8.27e3	0.248	0.230	3.86	2.87	22.3778	44.4		
19	43	13C2-6:2 FTS	429.1 > 40...	3.66e3	6.79e4	0.248	0.0539	4.18	0.674	20.3332	40.4		
20	44	13C2-PFOA	414.9 > 36...	3.24e4	6.79e4	0.248	0.477	4.24	5.97	27.8869	55.3		
21	44	13C2-PFOA	414.9 > 36...	3.24e4	6.79e4	0.248	0.477	4.24	5.97	27.8869	55.3		
22	-1												
23	13	PFHpS	449 > 80.0		4.81e3	0.248							
24	14	PFNA	463.0 > 41...	5.42e3	3.12e4	0.248	0.000	4.68	2.17	7.1295		5.60	NO
25	15	PFOSA	497.9 > 77.9		6.30e3	0.248							
26	16	L-PFOS	498.9 > 79.9	4.86e2	4.81e3	0.248	0.000	4.77	1.26	5.0980		2.46	NO
27	70	Total PFOS	498.9 > 79.9	4.86e2	4.81e3	0.248			1.26	5.0980			
28	47	13C8-PFOS	507.0 > 79.9	4.81e3	8.93e3	0.248	0.538	4.77	6.72	25.5076	50.6		
29	45	13C5-PFNA	468.2 > 42...	3.12e4	6.23e4	0.248	0.502	4.68	6.27	26.3355	52.3		
30	46	13C8-PFOSA	506.1 > 77.7	6.30e3	6.59e4	0.248	0.0957	4.74	1.20	24.6247	48.9		
31	47	13C8-PFOS	507.0 > 79.9	4.81e3	8.93e3	0.248	0.538	4.77	6.72	25.5076	50.6		
32	47	13C8-PFOS	507.0 > 79.9	4.81e3	8.93e3	0.248	0.538	4.77	6.72	25.5076	50.6		
33	-1												
34	18	PFDA	513 > 468.8	4.55e2	2.84e4	0.248	0.000	5.06	0.200	0.3179		8.27	NO
35	19	8:2 FTS	527 > 506.9	2.27e1	2.97e3	0.248	0.000	5.03	0.0954	0.0047		9.93	YES
36	21	L-MeFOSAA	570 > 419		7.58e3	0.248							
37	71	Total N-MeFOSAA	570. > 419	0.00e0	7.58e3	0.248			0.000				

HC 8/30/2018

Dataset: Z:\Projects\PFAS.PRO\Results\180825M1\180825M1-58.qld

MMM 9/3/2018

Last Altered: Thursday, August 30, 2018 08:53:29 Pacific Daylight Time
Printed: Thursday, August 30, 2018 08:53:48 Pacific Daylight Time

Name: 180825M1_58, Date: 25-Aug-2018, Time: 23:36:50, ID: 1802154-02RE1 WE13-GW-TANK2-IDW-072918 0.24806, Description: WE13-GW-TANK2-IDW-072918

	#	Name	Trace	Area	IS Area	Wt/Vol	RRF	RT	Response	Conc.	%Rec	Ion Ratio	Ratio Out?
38	25	PFUdA	563.0 > 51...	3.20e2	3.35e4	0.248	0.000	5.39	0.119	0.0386		177	YES
39	48	13C2-PFDA	515.1 > 46...	2.84e4	6.14e4	0.248	0.464	5.06	5.79	24.7644	49.1		
40	49	13C2-8:2 FTS	529.1 > 50...	2.97e3	6.79e4	0.248	0.0438	5.03	0.547	21.0385	41.8		
41	50	d3-N-MeFOSAA	573.3 > 419	7.58e3	6.59e4	0.248	0.115	5.21	1.44	25.5795	50.8		
42	50	d3-N-MeFOSAA	573.3 > 419	7.58e3	6.59e4	0.248	0.115	5.21	1.44	25.5795	50.8		
43	51	13C2-PFUdA	565 > 519.8	3.35e4	6.59e4	0.248	0.509	5.39	6.36	25.4475	50.5		
44	-1												
45	23	L-EtFOSAA	584.1 > 419		9.08e3	0.248							
46	72	Total N-EtFOSAA	584.1 > 419	0.00e0	9.08e3	0.248			0.000				
47	26	PFDS	598.8 > 79.9		4.81e3	0.248							
48	27	PFDoA	612.9 > 56...		3.64e4	0.248							
49	29	PFTrDA	662.9 > 61...		3.64e4	0.248							
50	52	d5-N-EtFOSAA	589.3 > 419	9.08e3	6.59e4	0.248	0.138	5.37	1.72	28.2045	56.0		
51	52	d5-N-EtFOSAA	589.3 > 419	9.08e3	6.59e4	0.248	0.138	5.37	1.72	28.2045	56.0		
52	51	13C2-PFUdA	565 > 519.8	3.35e4	6.59e4	0.248	0.509	5.39	6.36	25.4475	50.5		
53	53	13C2-PFDoA	615.0 > 56...	3.64e4	6.14e4	0.248	0.594	5.68	7.42	26.1853	52.0		
54	53	13C2-PFDoA	615.0 > 56...	3.64e4	6.14e4	0.248	0.594	5.68	7.42	26.1853	52.0		
55	-1												
56	30	PFTeDA	712.8 > 66...		2.00e4	0.248							
57	73	TCDA	498.3>106.9			0.248							
58	60	13C4-PFBA	217. > 172	3.21e4	3.21e4	0.248	1.00	1.27	12.5	50.3910	100.0		
59	61	13C5-PFHxA	318 > 272.9	6.15e4	6.15e4	0.248	1.00	3.07	12.5	50.3910	100.0		
60	62	13C3-PFHxS	401.8 > 79.9	8.27e3	8.27e3	0.248	1.00	3.86	12.5	50.3910	100.0		
61	55	13C2-PFTeDA	714.8 > 66...	2.00e4	6.59e4	0.248	0.304	6.15	3.79	21.1598	42.0		
62	47	13C8-PFOS	507.0 > 79.9	4.81e3	8.93e3	0.248	0.538	4.77	6.72	25.5076	50.6		
63	63	13C8-PFOA	420.9 > 376	6.79e4	6.79e4	0.248	1.00	4.24	12.5	50.3910	100.0		
64	64	13C9-PFNA	472.2 > 42...	6.23e4	6.23e4	0.248	1.00	4.68	12.5	50.3910	100.0		
65	65	13C4-PFOS	503 > 79.9	8.93e3	8.93e3	0.248	1.00	4.77	12.5	50.3910	100.0		
66	-1												
67	66	13C6-PFDA	519.1 > 47...	6.14e4	6.14e4	0.248	1.00	5.06	12.5	50.3910	100.0		
68	67	13C7-PFUdA	570.1 > 52...	6.59e4	6.59e4	0.248	1.00	5.39	12.5	50.3910	100.0		

HC 8/30/2018

Dataset: Z:\Projects\PFAS.PRO\Results\180825M1\180825M1-58.qld MMM 9/3/2018

Last Altered: Thursday, August 30, 2018 08:53:29 Pacific Daylight Time
Printed: Thursday, August 30, 2018 08:53:48 Pacific Daylight Time

Method: Z:\Projects\PFAS.PRO\MethDB\PFAS_FULL_80C_082518.mdb 27 Aug 2018 10:30:44
Calibration: Z:\Projects\PFAS.PRO\CurveDB\C18_VAL-PFAS_Q4_08-25-18.cdb 26 Aug 2018 13:56:38

Name: 180825M1_58, Date: 25-Aug-2018, Time: 23:36:50, ID: 1802154-02RE1 WE13-GW-TANK2-IDW-072918 0.24806, Description: WE13-GW-TANK2-IDW-072918

PFBA

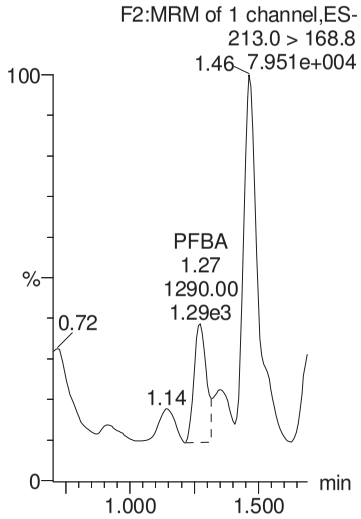

PFPeA

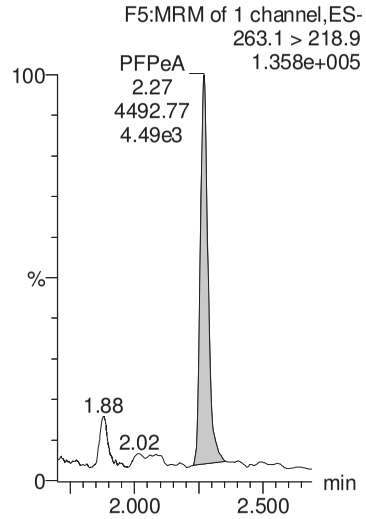

PFBS

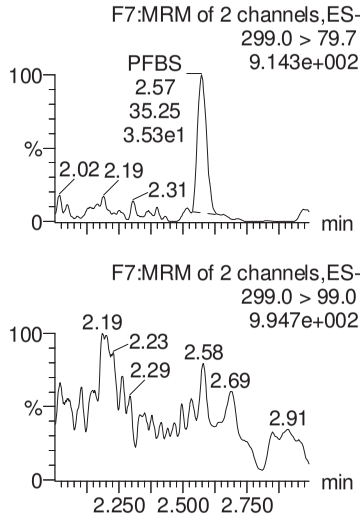

PFHxA

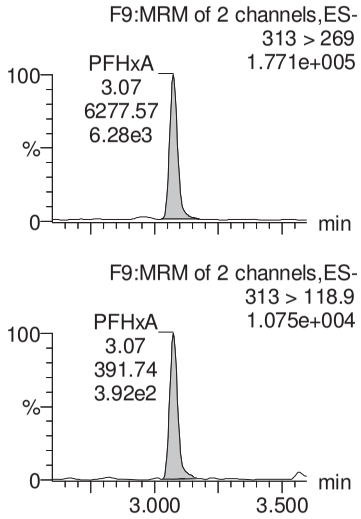

PFHpA

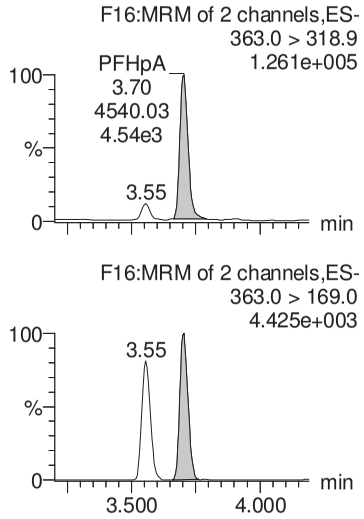

13C3-PFBA

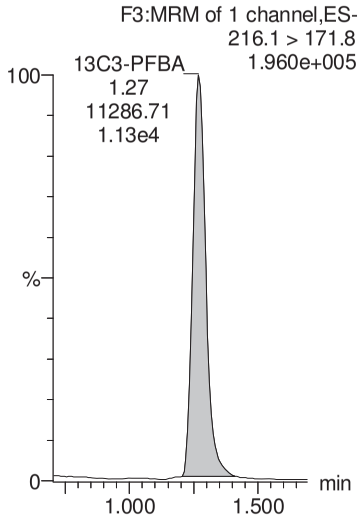

13C3-PFPeA

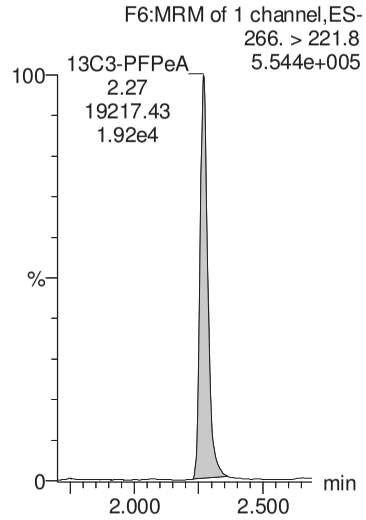

13C3-PFBS

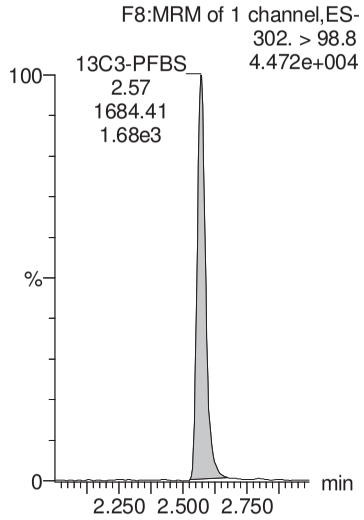

13C2-PFHxA

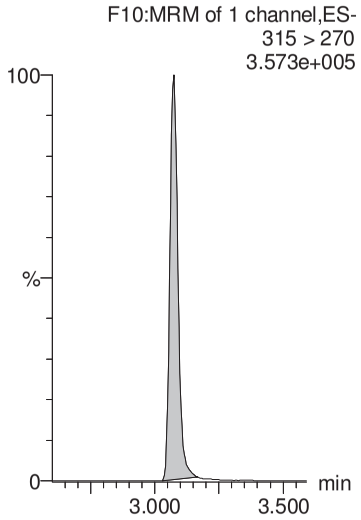

13C4-PFHpA

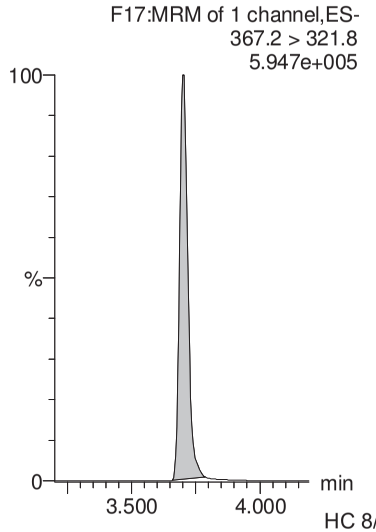

HC 8/30/2018

Dataset: Z:\Projects\PFAS.PRO\Results\180825M1\180825M1-58.qld

MMM 9/3/2018

Last Altered: Thursday, August 30, 2018 08:53:29 Pacific Daylight Time
Printed: Thursday, August 30, 2018 08:53:48 Pacific Daylight Time

Name: 180825M1_58, Date: 25-Aug-2018, Time: 23:36:50, ID: 1802154-02RE1 WE13-GW-TANK2-IDW-072918 0.24806, Description: WE13-GW-TANK2-IDW-072918

L-PFHxS

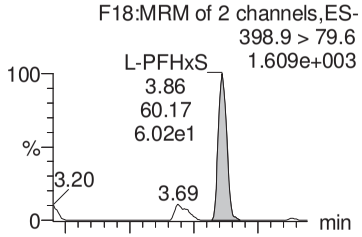

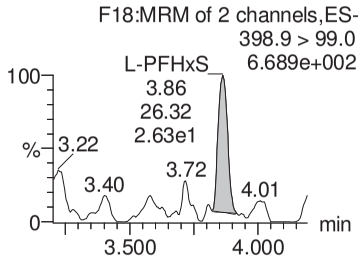

Total PFHxS

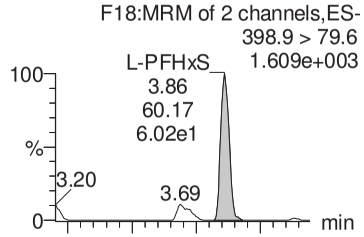

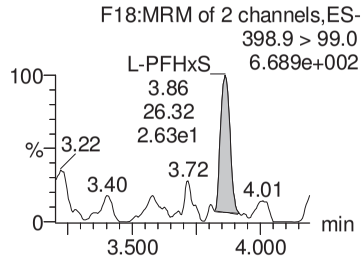

6:2 FTS

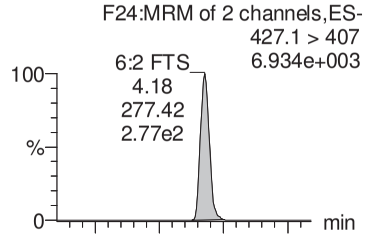

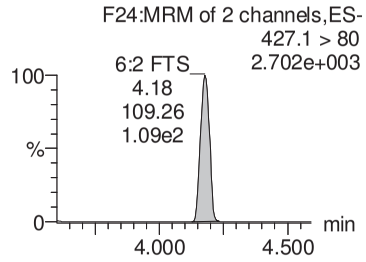

L-PFOA

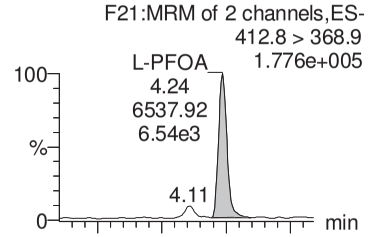

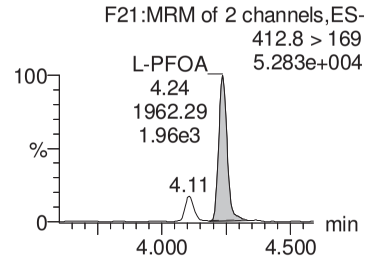

Total PFOA

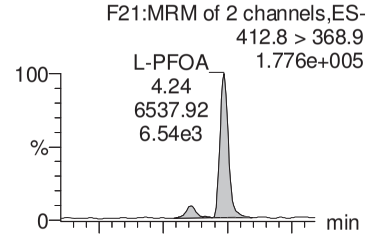

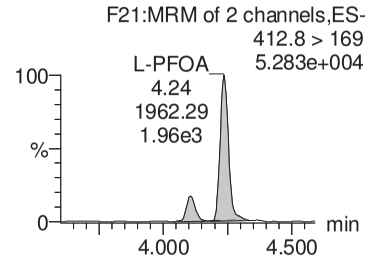

18O2-PFHxS

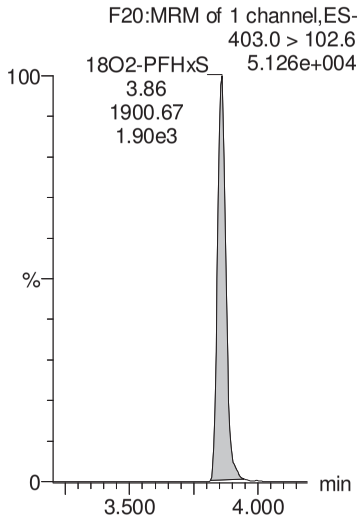

18O2-PFHxS

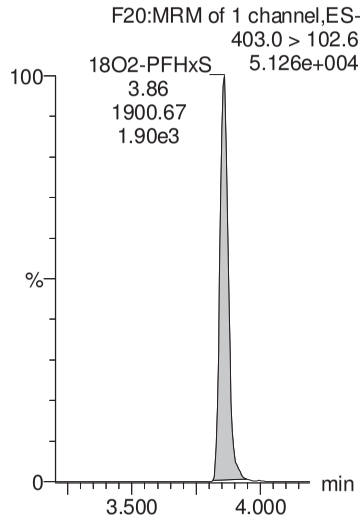

13C2-6:2 FTS

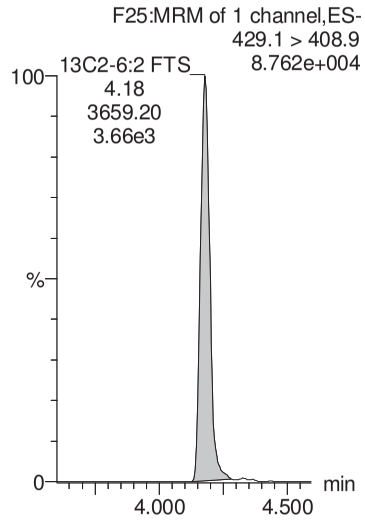

13C2-PFOA

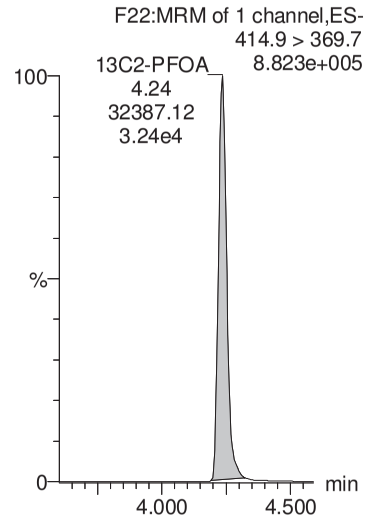

13C2-PFOA

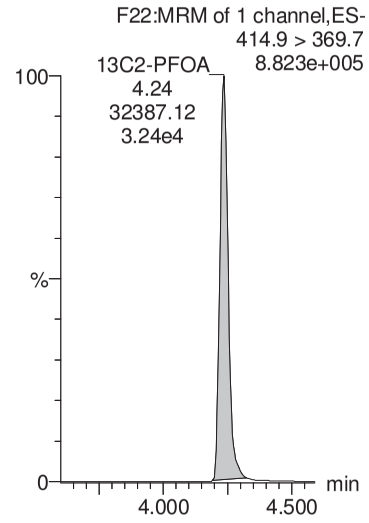

HC 8/30/2018

Dataset: Z:\Projects\PFAS.PRO\Results\180825M1\180825M1-58.qld

MMM 9/3/2018

Last Altered: Thursday, August 30, 2018 08:53:29 Pacific Daylight Time
Printed: Thursday, August 30, 2018 08:53:48 Pacific Daylight Time

Name: 180825M1_58, Date: 25-Aug-2018, Time: 23:36:50, ID: 1802154-02RE1 WE13-GW-TANK2-IDW-072918 0.24806, Description: WE13-GW-TANK2-IDW-072918

PFHpS

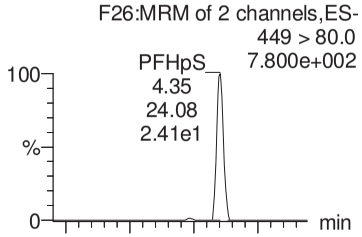

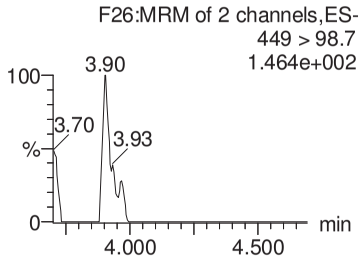

PFNA

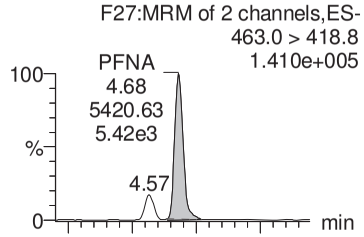

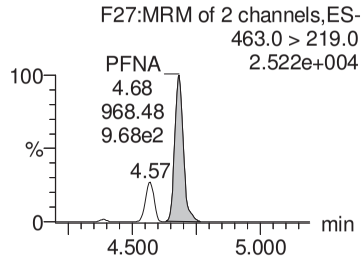

PFOSA

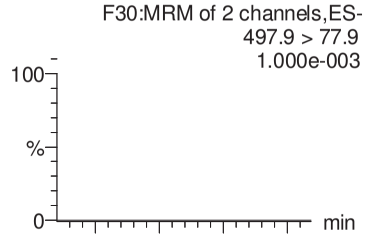

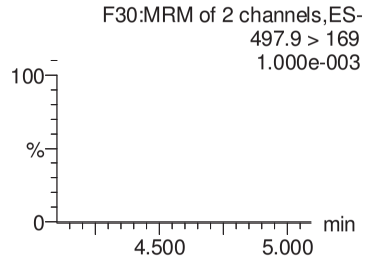

L-PFOS

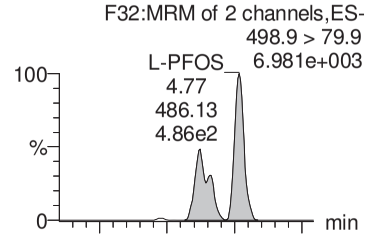

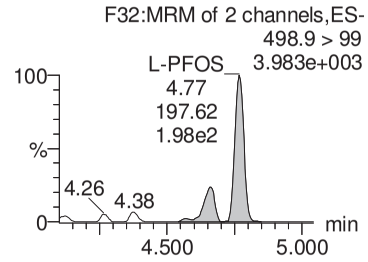

Total PFOS

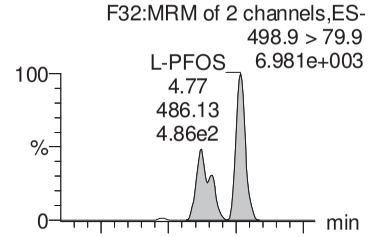

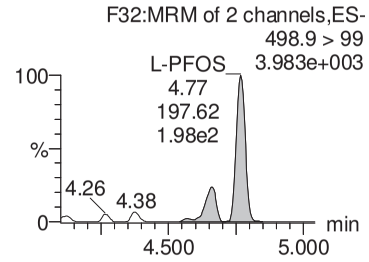

13C8-PFOS

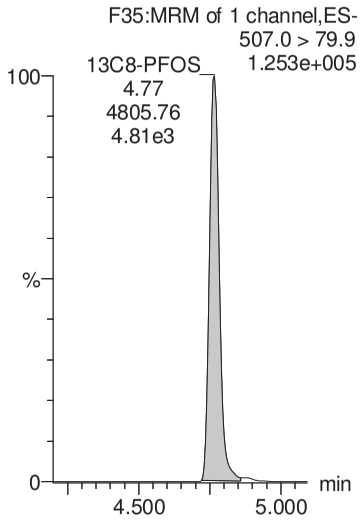

13C5-PFNA

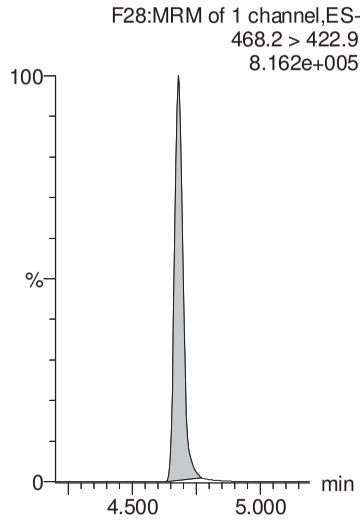

13C8-PFOSA

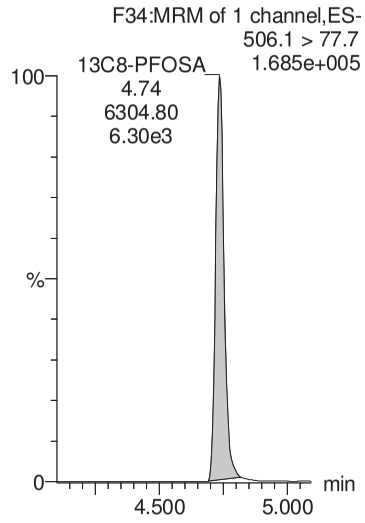

13C8-PFOS

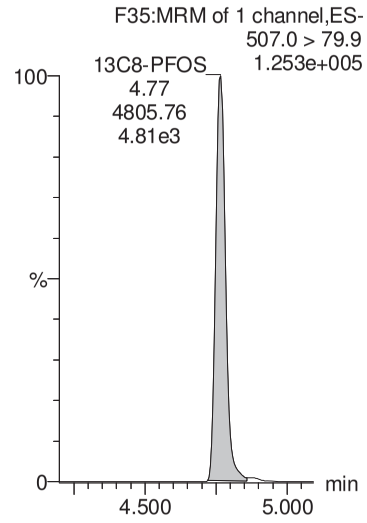

13C8-PFOS

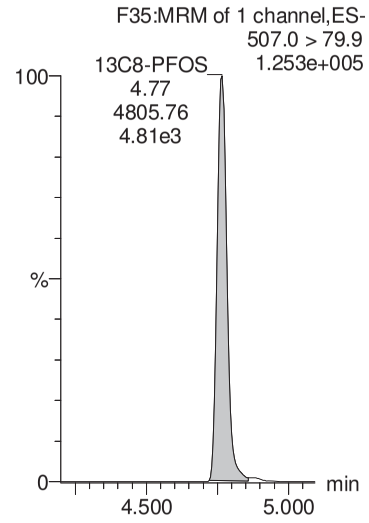

HC 8/30/2018

Dataset: Z:\Projects\PFAS.PRO\Results\180825M1\180825M1-58.qld

MMM 9/3/2018

Last Altered: Thursday, August 30, 2018 08:53:29 Pacific Daylight Time
Printed: Thursday, August 30, 2018 08:53:48 Pacific Daylight Time

Name: 180825M1_58, Date: 25-Aug-2018, Time: 23:36:50, ID: 1802154-02RE1 WE13-GW-TANK2-IDW-072918 0.24806, Description: WE13-GW-TANK2-IDW-072918

PFDA

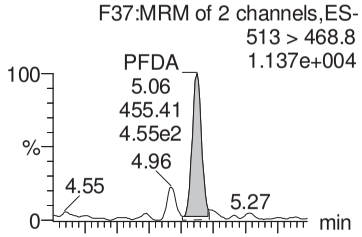

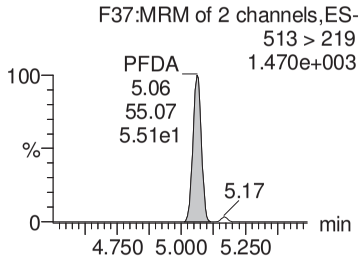

8:2 FTS

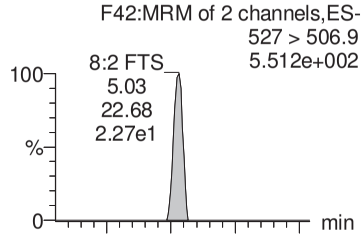

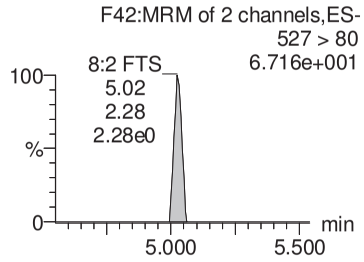

L-MeFOSAA

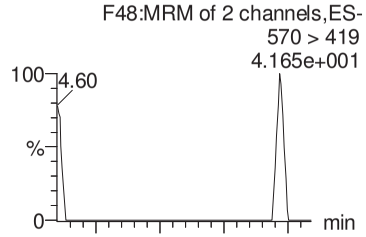

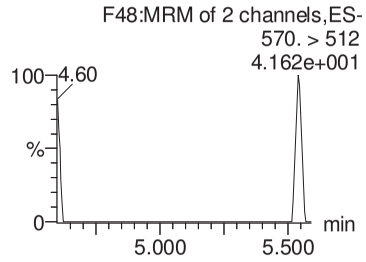

Total N-MeFOSAA

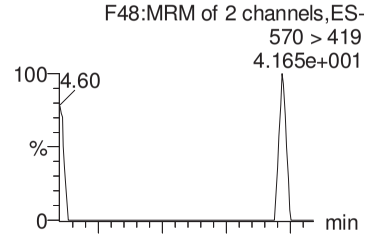

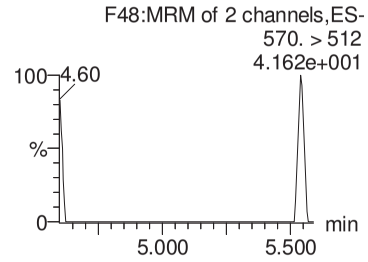

PFUdA

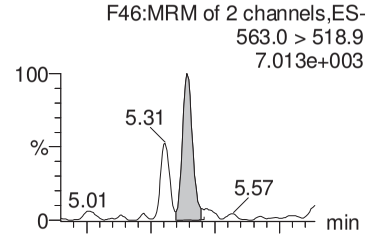

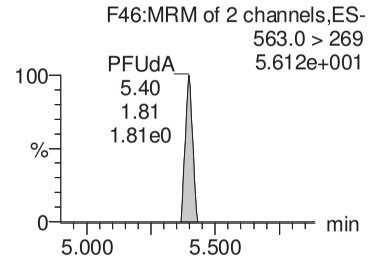

13C2-PFDA

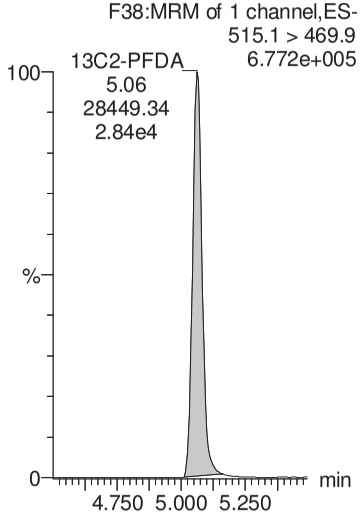

13C2-8:2 FTS

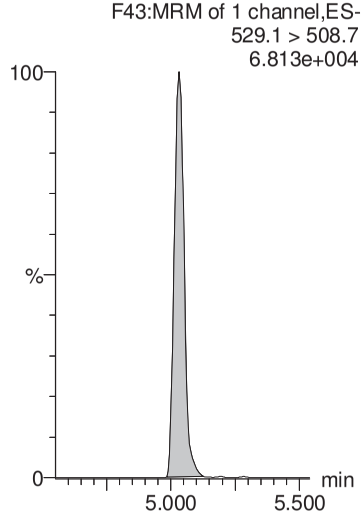

d3-N-MeFOSAA

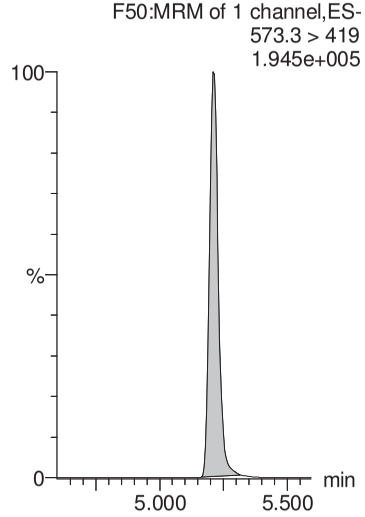

d3-N-MeFOSAA

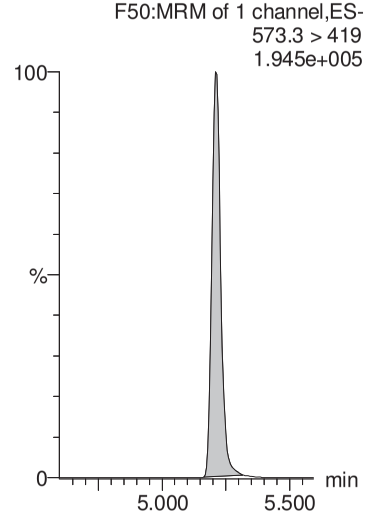

13C2-PFUdA

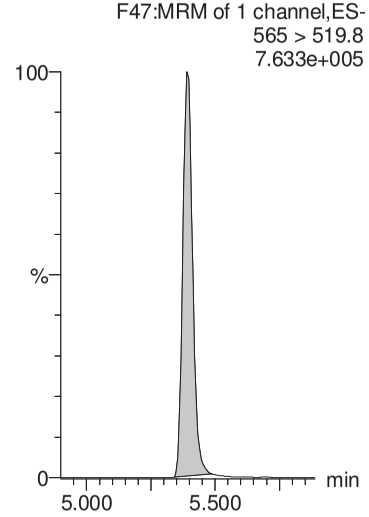

HC 8/30/2018

Dataset: Z:\Projects\PFAS.PRO\Results\180825M1\180825M1-58.qld

MMM 9/3/2018

Last Altered: Thursday, August 30, 2018 08:53:29 Pacific Daylight Time
Printed: Thursday, August 30, 2018 08:53:48 Pacific Daylight Time

Name: 180825M1_58, Date: 25-Aug-2018, Time: 23:36:50, ID: 1802154-02RE1 WE13-GW-TANK2-IDW-072918 0.24806, Description: WE13-GW-TANK2-IDW-072918

L-EtFOSAA

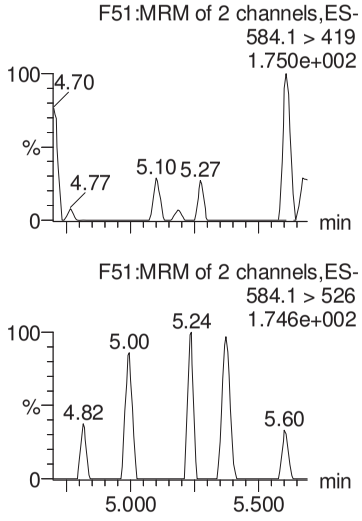

Total N-EtFOSAA

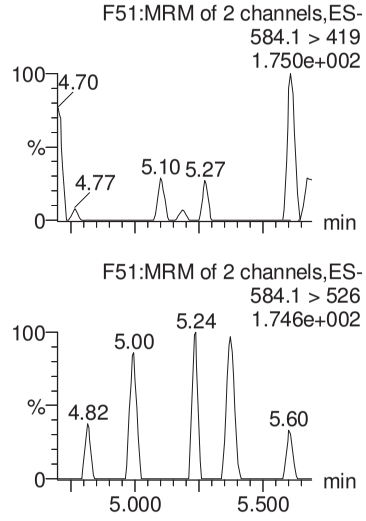

PFDS

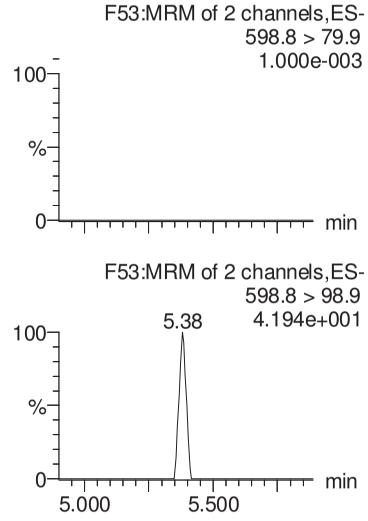

PFDoA

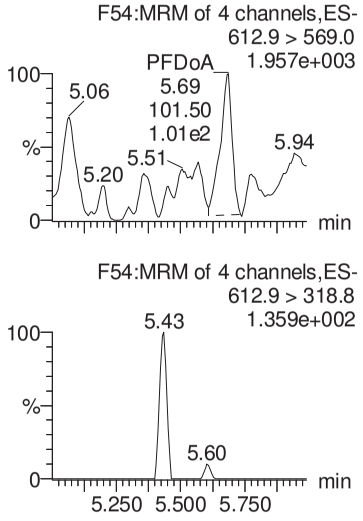

PFTrDA

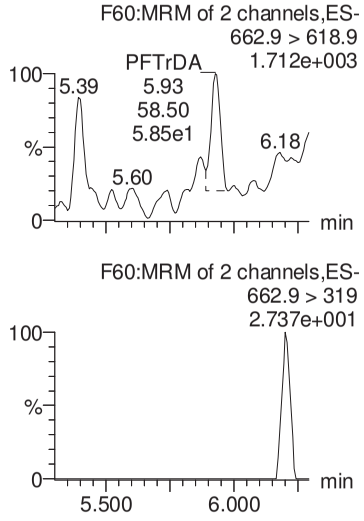

d5-N-EtFOSAA

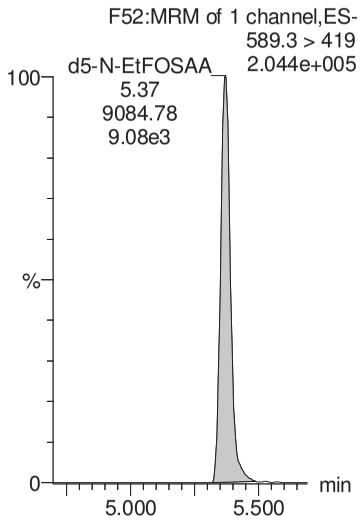

d5-N-EtFOSAA

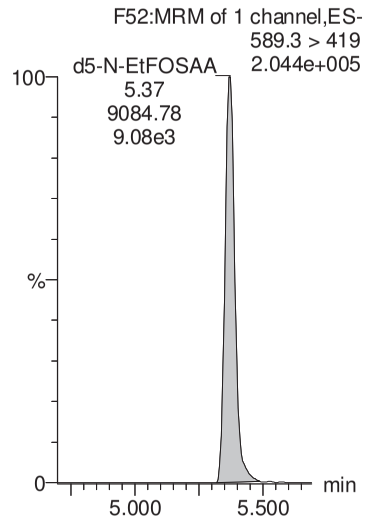

13C2-PFUdA

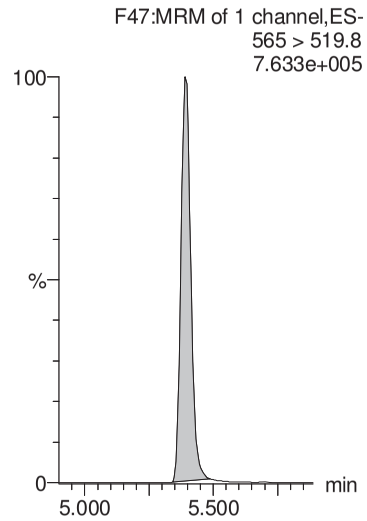

13C2-PFDoA

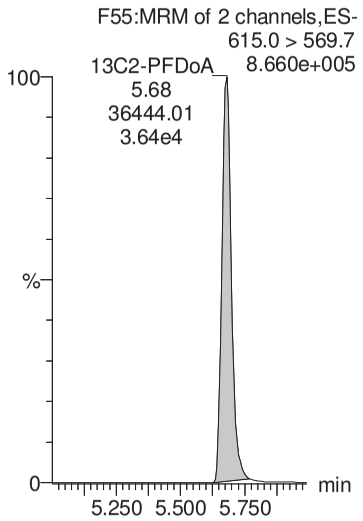

13C2-PFDoA

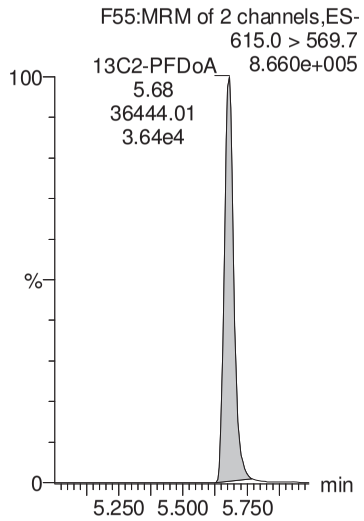

HC 8/30/2018

Dataset: Z:\Projects\PFAS.PRO\Results\180825M1\180825M1-58.qld

MMM 9/3/2018

Last Altered: Thursday, August 30, 2018 08:53:29 Pacific Daylight Time
Printed: Thursday, August 30, 2018 08:53:48 Pacific Daylight Time

Name: 180825M1_58, Date: 25-Aug-2018, Time: 23:36:50, ID: 1802154-02RE1 WE13-GW-TANK2-IDW-072918 0.24806, Description: WE13-GW-TANK2-IDW-072918

PFTeDA

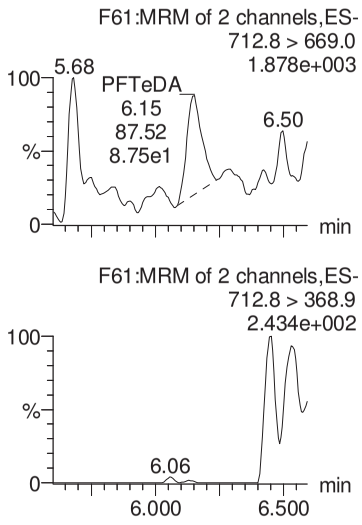

TCDA

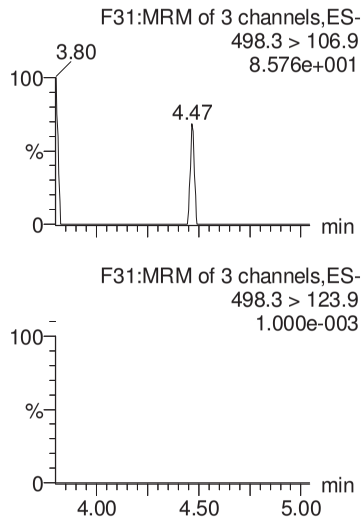

13C4-PFBA

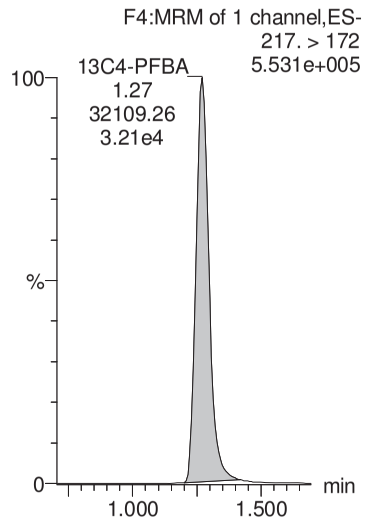

13C5-PFHxA

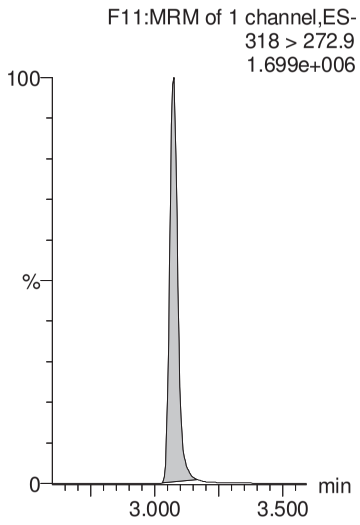

13C3-PFHxS

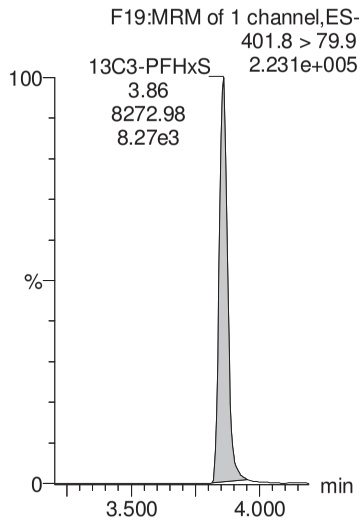

13C2-PFTeDA

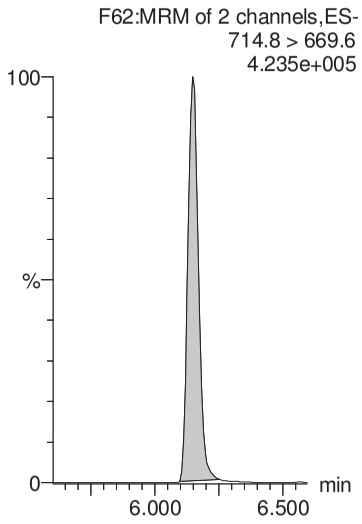

13C8-PFOS

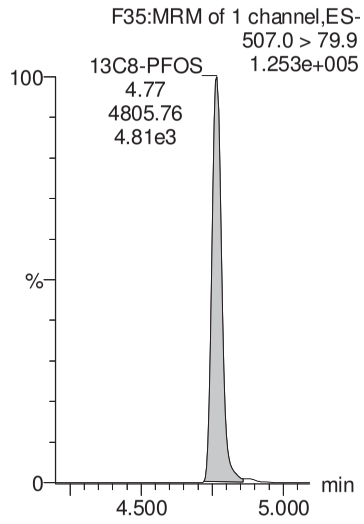

13C8-PFOA

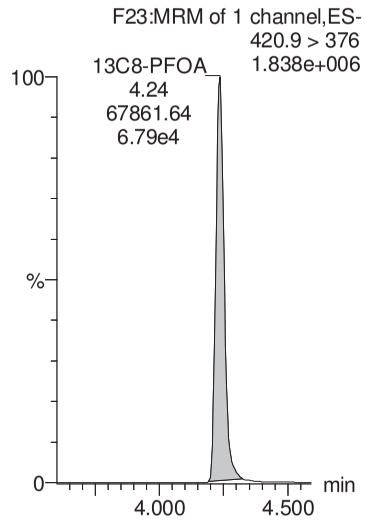

13C9-PFNA

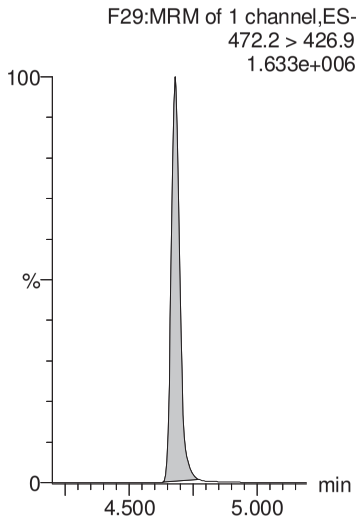

13C4-PFOS

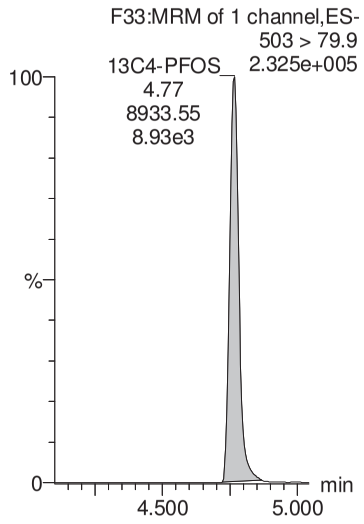

HC 8/30/2018

Dataset: Z:\Projects\PFAS.PRO\Results\180825M1\180825M1-58.qld

MMM 9/3/2018

Last Altered: Thursday, August 30, 2018 08:53:29 Pacific Daylight Time
Printed: Thursday, August 30, 2018 08:53:48 Pacific Daylight Time

Name: 180825M1_58, Date: 25-Aug-2018, Time: 23:36:50, ID: 1802154-02RE1 WE13-GW-TANK2-IDW-072918 0.24806, Description: WE13-GW-TANK2-IDW-072918

13C6-PFDA

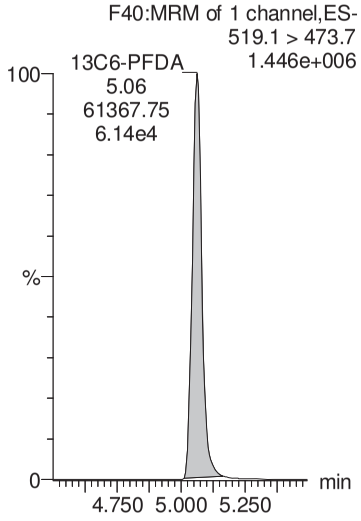

13C7-PFUdA

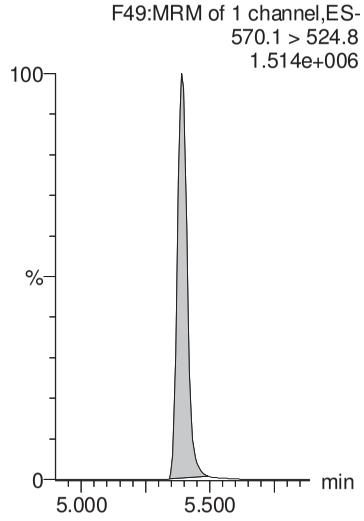

HC 8/30/2018

Dataset: Z:\Projects\PFAS.PRO\Results\180825M1\180825M1-59.qld

MMM 9/3/2018

Last Altered: Thursday, August 30, 2018 08:58:28 Pacific Daylight Time
Printed: Thursday, August 30, 2018 08:58:45 Pacific Daylight Time

Name: 180825M1_59, Date: 25-Aug-2018, Time: 23:47:23, ID: 1802154-03RE1 EB03-WE13-GW-IDW-072918 0.2552, Description: EB03-WE13-GW-IDW-072918

	#	Name	Trace	Area	IS Area	Wt/Vol	RRF	RT	Response	Conc.	%Rec	Ion Ratio	Ratio Out?
1	1	PFBA	213.0 > 16...		4.22e3	0.255							
2	2	PFPeA	263.1 > 21...		1.03e4	0.255							
3	3	PFBS	299.0 > 79.7	8.00e-1	6.31e2	0.255	0.000	2.57	0.0158			1.06	YES
4	5	PFHxA	313 > 269	9.52e1	8.70e3	0.255	0.000	3.07	0.0547			35.0	YES
5	7	PFHpA	363.0 > 31...		1.61e4	0.255							
6	36	13C3-PFBA	216.1 > 17...	4.22e3	2.87e4	0.255	0.147	1.26	1.83	8.6953	17.8		
7	37	13C3-PFPeA	266. > 221.8	1.03e4	5.50e4	0.255	0.187	2.27	2.34	14.2973	29.2		
8	38	13C3-PFBS	302. > 98.8	6.31e2	5.50e4	0.255	0.0115	2.57	0.144	8.6326	17.6		
9	40	13C2-PFHxA	315 > 270	8.70e3	5.50e4	0.255	0.395	3.07	1.98	8.0092	40.9		
10	41	13C4-PFHpA	367.2 > 32...	1.61e4	5.50e4	0.255	0.292	3.70	3.65	24.4385	49.9		
11	-1												
12	8	L-PFHxS	398.9 > 79.6	2.69e0	1.06e3	0.255	0.000	3.86	0.0317	0.0411		1.79	NO
13	68	Total PFHxS	398.9 > 79.6	2.69e0	1.06e3	0.255			0.0317	0.0411			
14	10	6:2 FTS	427.1 > 407		2.18e3	0.255							
15	11	L-PFOA	412.8 > 36...	1.92e2	2.52e4	0.255	0.000	4.23	0.0952			5.33	YES
16	69	Total PFOA	412.8 > 36...	1.92e2	2.52e4	0.255			0.000				
17	42	18O2-PFHxS	403.0 > 10...	1.06e3	7.98e3	0.255	0.133	3.86	1.66	12.5800	25.7		
18	42	18O2-PFHxS	403.0 > 10...	1.06e3	7.98e3	0.255	0.133	3.86	1.66	12.5800	25.7		
19	43	13C2-6:2 FTS	429.1 > 40...	2.18e3	5.69e4	0.255	0.0384	4.18	0.480	14.0807	28.7		
20	44	13C2-PFOA	414.9 > 36...	2.52e4	5.69e4	0.255	0.442	4.24	5.53	25.1209	51.3		
21	44	13C2-PFOA	414.9 > 36...	2.52e4	5.69e4	0.255	0.442	4.24	5.53	25.1209	51.3		
22	-1												
23	13	PFHpS	449 > 80.0		3.52e3	0.255							
24	14	PFNA	463.0 > 41...		2.74e4	0.255							
25	15	PFOSA	497.9 > 77.9		2.23e3	0.255							
26	16	L-PFOS	498.9 > 79.9	1.48e1	3.52e3	0.255	0.000	4.66	0.0528	0.0351		8.82	YES
27	70	Total PFOS	498.9 > 79.9	1.48e1	3.52e3	0.255			0.0528	0.0351			
28	47	13C8-PFOS	507.0 > 79.9	3.52e3	8.77e3	0.255	0.401	4.77	5.01	18.4778	37.7		
29	45	13C5-PFNA	468.2 > 42...	2.74e4	5.27e4	0.255	0.520	4.68	6.49	26.5078	54.1		
30	46	13C8-PFOSA	506.1 > 77.7	2.23e3	6.02e4	0.255	0.0371	4.74	0.464	9.2916	19.0		
31	47	13C8-PFOS	507.0 > 79.9	3.52e3	8.77e3	0.255	0.401	4.77	5.01	18.4778	37.7		
32	47	13C8-PFOS	507.0 > 79.9	3.52e3	8.77e3	0.255	0.401	4.77	5.01	18.4778	37.7		
33	-1												
34	18	PFDA	513 > 468.8		2.79e4	0.255							
35	19	8:2 FTS	527 > 506.9		2.33e3	0.255							
36	21	L-MeFOSAA	570 > 419		3.48e3	0.255							
37	71	Total N-MeFOSAA	570. > 419	0.00e0	3.48e3	0.255			0.000				

HC 8/30/2018

Dataset: Z:\Projects\PFAS.PRO\Results\180825M1\180825M1-59.qld

MMM 9/3/2018

Last Altered: Thursday, August 30, 2018 08:58:28 Pacific Daylight Time
Printed: Thursday, August 30, 2018 08:58:45 Pacific Daylight Time

Name: 180825M1_59, Date: 25-Aug-2018, Time: 23:47:23, ID: 1802154-03RE1 EB03-WE13-GW-IDW-072918 0.2552, Description: EB03-WE13-GW-IDW-072918

	#	Name	Trace	Area	IS Area	Wt/Vol	RRF	RT	Response	Conc.	%Rec	Ion Ratio	Ratio Out?
38	25	PFUdA	563.0 > 51...	1.20e2	3.09e4	0.255	0.000	5.39	0.0483			46.5	YES
39	48	13C2-PFDA	515.1 > 46...	2.79e4	5.53e4	0.255	0.504	5.06	6.30	26.1674	53.4		
40	49	13C2-8:2 FTS	529.1 > 50...	2.33e3	5.69e4	0.255	0.0410	5.03	0.513	19.1642	39.1		
41	50	d3-N-MeFOSAA	573.3 > 419	3.48e3	6.02e4	0.255	0.0578	5.21	0.722	12.4931	25.5		
42	50	d3-N-MeFOSAA	573.3 > 419	3.48e3	6.02e4	0.255	0.0578	5.21	0.722	12.4931	25.5		
43	51	13C2-PFUdA	565 > 519.8	3.09e4	6.02e4	0.255	0.514	5.40	6.43	24.9934	51.0		
44	-1												
45	23	L-EtFOSAA	584.1 > 419		5.16e3	0.255							
46	72	Total N-EtFOSAA	584.1 > 419	0.00e0	5.16e3	0.255			0.000				
47	26	PFDS	598.8 > 79.9		3.52e3	0.255							
48	27	PFDoA	612.9 > 56...		2.98e4	0.255							
49	29	PFTrDA	662.9 > 61...		2.98e4	0.255							
50	52	d5-N-EtFOSAA	589.3 > 419	5.16e3	6.02e4	0.255	0.0858	5.37	1.07	17.0632	34.8		
51	52	d5-N-EtFOSAA	589.3 > 419	5.16e3	6.02e4	0.255	0.0858	5.37	1.07	17.0632	34.8		
52	51	13C2-PFUdA	565 > 519.8	3.09e4	6.02e4	0.255	0.514	5.40	6.43	24.9934	51.0		
53	53	13C2-PFDoA	615.0 > 56...	2.98e4	5.53e4	0.255	0.538	5.68	6.73	23.0796	47.1		
54	53	13C2-PFDoA	615.0 > 56...	2.98e4	5.53e4	0.255	0.538	5.68	6.73	23.0796	47.1		
55	-1												
56	30	PFTeDA	712.8 > 66...	7.86e1	2.20e4	0.255	0.000	6.15	0.0448			9.63	NO
57	73	TCDA	498.3>106.9			0.255							
58	60	13C4-PFBA	217. > 172	2.87e4	2.87e4	0.255	1.00	1.26	12.5	48.9812	100.0		
59	61	13C5-PFHxA	318 > 272.9	5.50e4	5.50e4	0.255	1.00	3.07	12.5	48.9812	100.0		
60	62	13C3-PFHxS	401.8 > 79.9	7.98e3	7.98e3	0.255	1.00	3.86	12.5	48.9812	100.0		
61	55	13C2-PFTeDA	714.8 > 66...	2.20e4	6.02e4	0.255	0.365	6.15	4.56	24.7259	50.5		
62	47	13C8-PFOS	507.0 > 79.9	3.52e3	8.77e3	0.255	0.401	4.77	5.01	18.4778	37.7		
63	63	13C8-PFOA	420.9 > 376	5.69e4	5.69e4	0.255	1.00	4.24	12.5	48.9812	100.0		
64	64	13C9-PFNA	472.2 > 42...	5.27e4	5.27e4	0.255	1.00	4.68	12.5	48.9812	100.0		
65	65	13C4-PFOS	503 > 79.9	8.77e3	8.77e3	0.255	1.00	4.77	12.5	48.9812	100.0		
66	-1												
67	66	13C6-PFDA	519.1 > 47...	5.53e4	5.53e4	0.255	1.00	5.06	12.5	48.9812	100.0		
68	67	13C7-PFUdA	570.1 > 52...	6.02e4	6.02e4	0.255	1.00	5.39	12.5	48.9812	100.0		

HC 8/30/2018

Dataset: Z:\Projects\PFAS.PRO\Results\180825M1\180825M1-59.qld MMM 9/3/2018

Last Altered: Thursday, August 30, 2018 08:58:28 Pacific Daylight Time
Printed: Thursday, August 30, 2018 08:58:45 Pacific Daylight Time

Method: Z:\Projects\PFAS.PRO\MethDB\PFAS_FULL_80C_082518.mdb 27 Aug 2018 10:30:44
Calibration: Z:\Projects\PFAS.PRO\CurveDB\C18_VAL-PFAS_Q4_08-25-18.cdb 26 Aug 2018 13:56:38

Name: 180825M1_59, Date: 25-Aug-2018, Time: 23:47:23, ID: 1802154-03RE1 EB03-WE13-GW-IDW-072918 0.2552, Description: EB03-WE13-GW-IDW-072918

PFBA

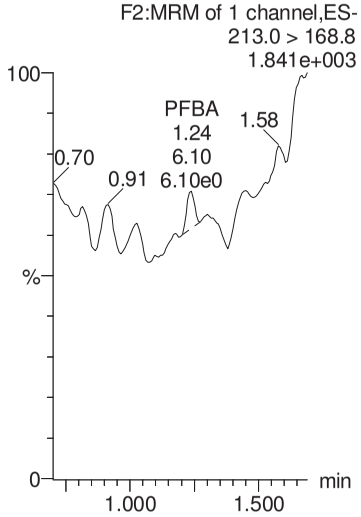

PFPeA

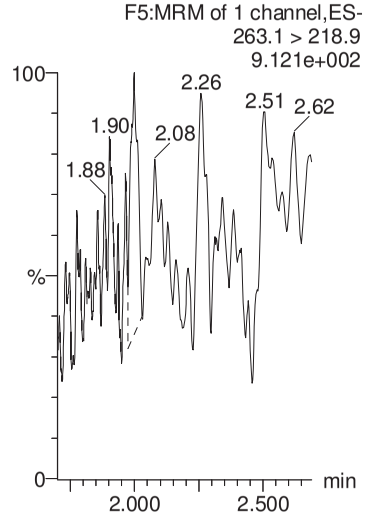

PFBS

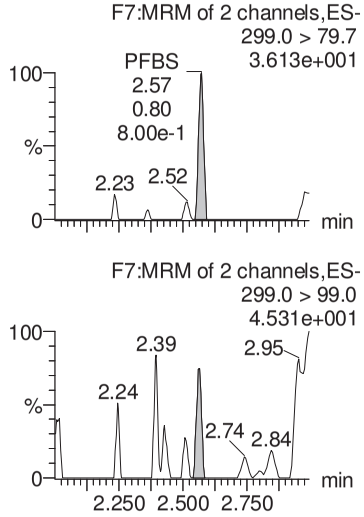

PFHxA

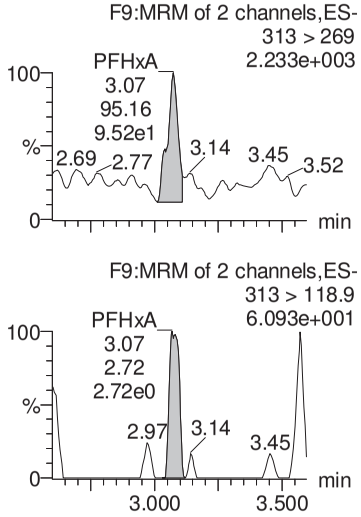

PFHpA

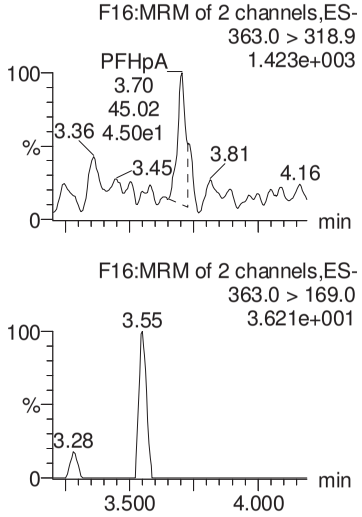

13C3-PFBA

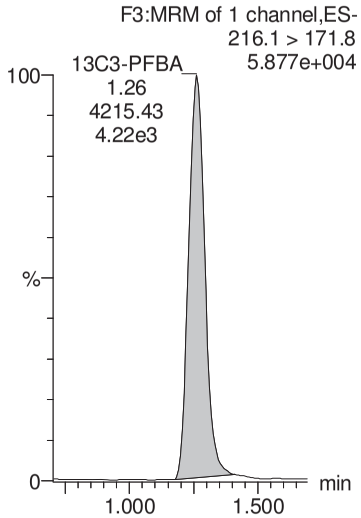

13C3-PFPeA

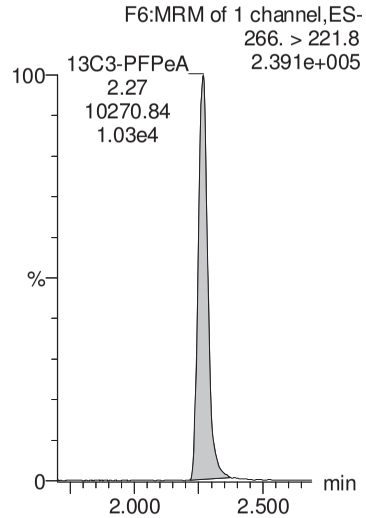

13C3-PFBS

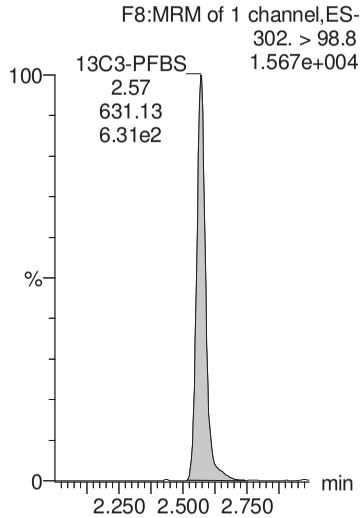

13C2-PFHxA

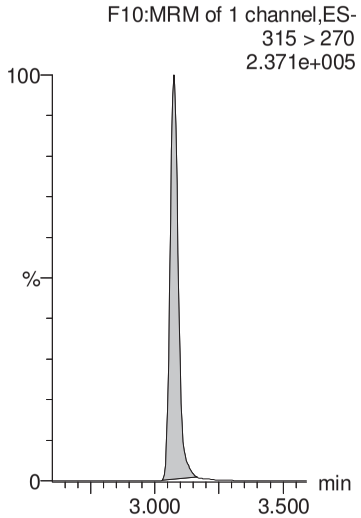

13C4-PFHpA

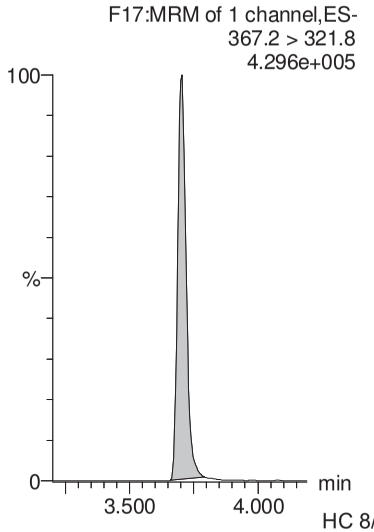

HC 8/30/2018

Dataset: Z:\Projects\PFAS.PRO\Results\180825M1\180825M1-59.qld

MMM 9/3/2018

Last Altered: Thursday, August 30, 2018 08:58:28 Pacific Daylight Time
Printed: Thursday, August 30, 2018 08:58:45 Pacific Daylight Time

Name: 180825M1_59, Date: 25-Aug-2018, Time: 23:47:23, ID: 1802154-03RE1 EB03-WE13-GW-IDW-072918 0.2552, Description: EB03-WE13-GW-IDW-072918

L-PFHxS

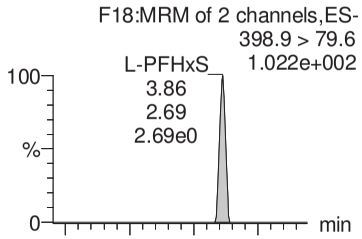

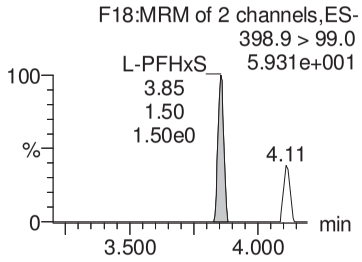

Total PFHxS

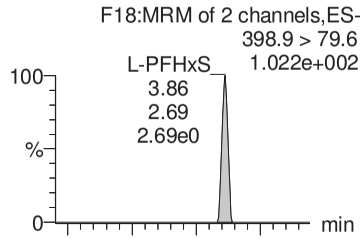

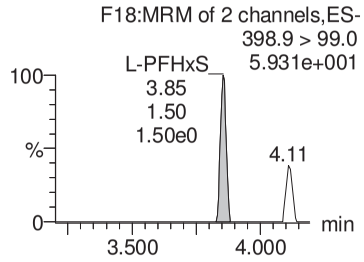

6:2 FTS

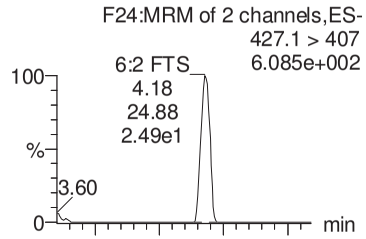

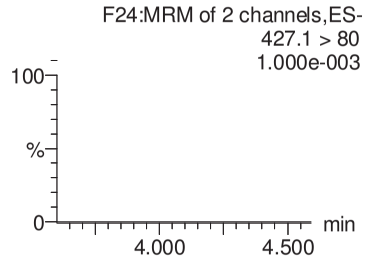

L-PFOA

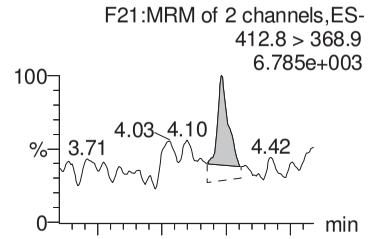

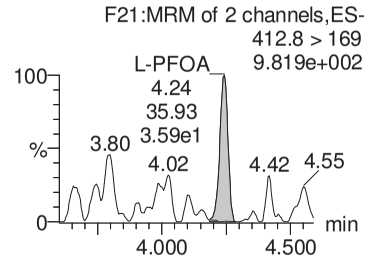

Total PFOA

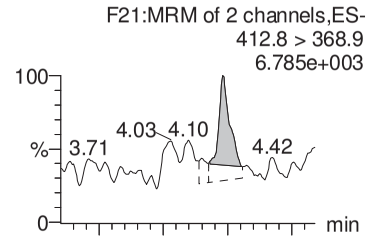

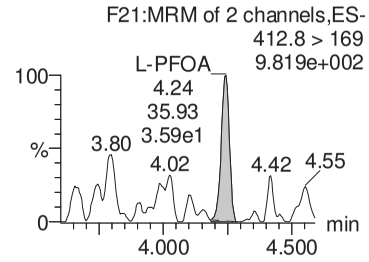

18O2-PFHxS

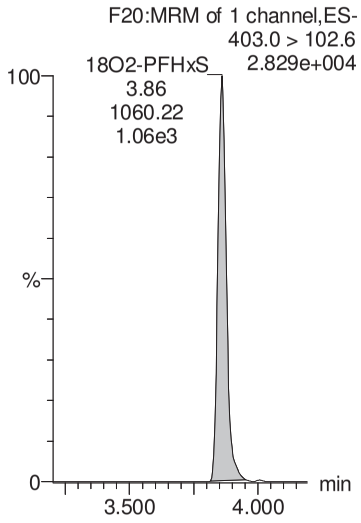

18O2-PFHxS

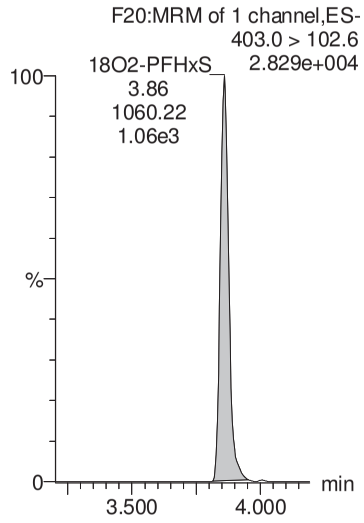

13C2-6:2 FTS

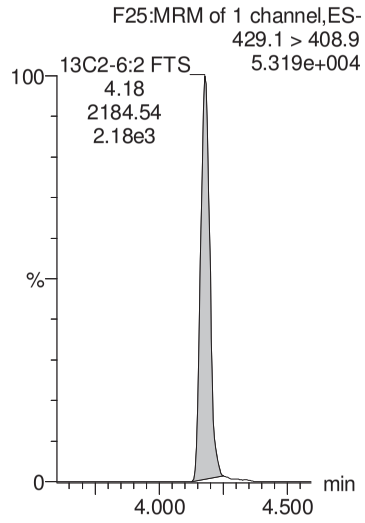

13C2-PFOA

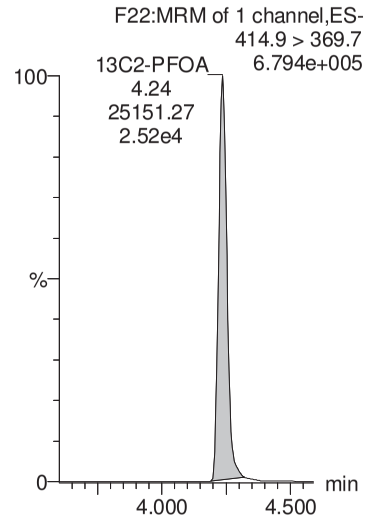

13C2-PFOA

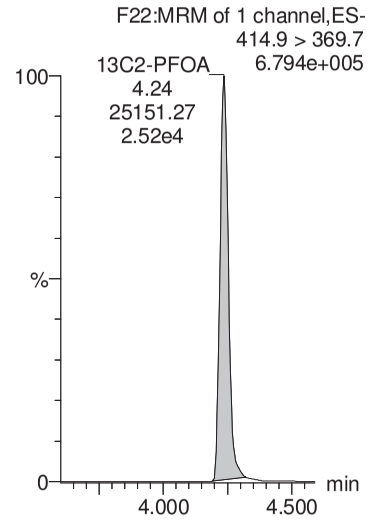

HC 8/30/2018

Dataset: Z:\Projects\PFAS.PRO\Results\180825M1\180825M1-59.qld

MMM 9/3/2018

Last Altered: Thursday, August 30, 2018 08:58:28 Pacific Daylight Time
Printed: Thursday, August 30, 2018 08:58:45 Pacific Daylight Time

Name: 180825M1_59, Date: 25-Aug-2018, Time: 23:47:23, ID: 1802154-03RE1 EB03-WE13-GW-IDW-072918 0.2552, Description: EB03-WE13-GW-IDW-072918

PFHpS

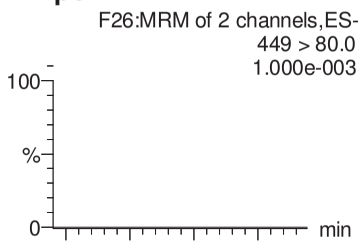

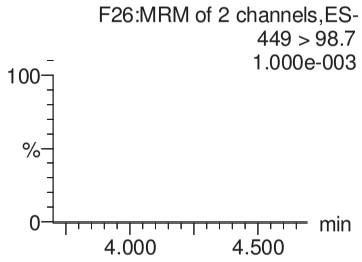

PFNA

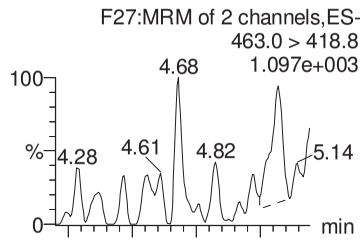

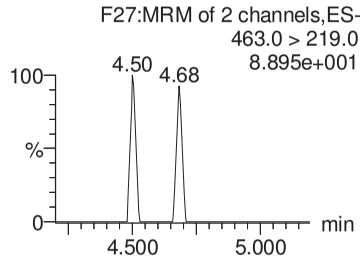

PFOSA

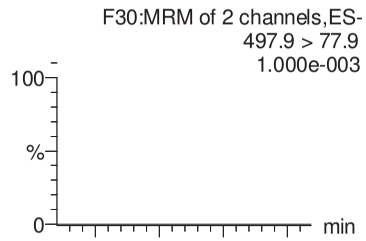

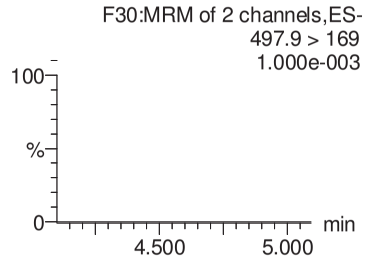

L-PFOS

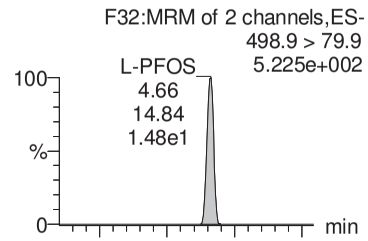

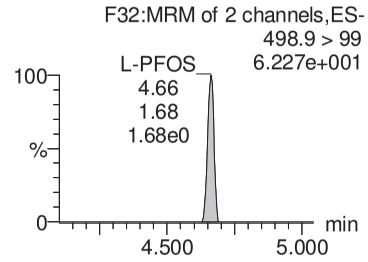

Total PFOS

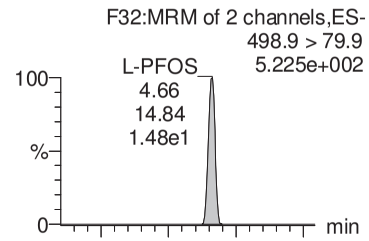

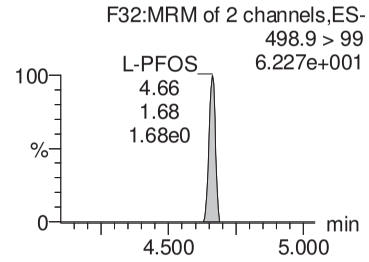

13C8-PFOS

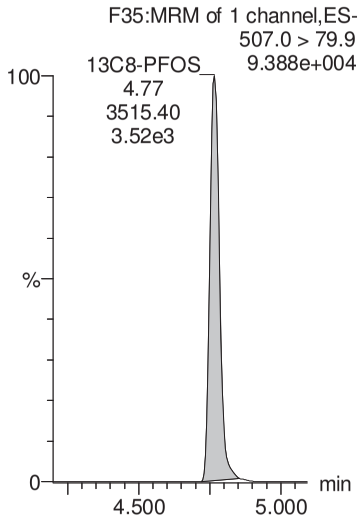

13C5-PFNA

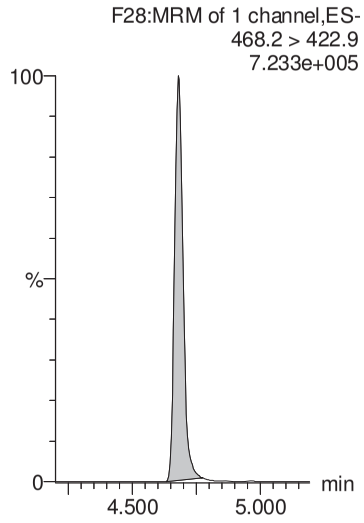

13C8-PFOSA

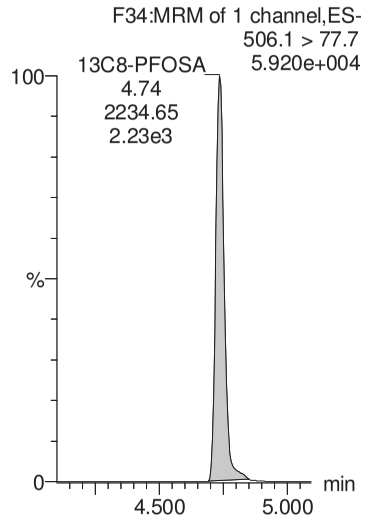

13C8-PFOS

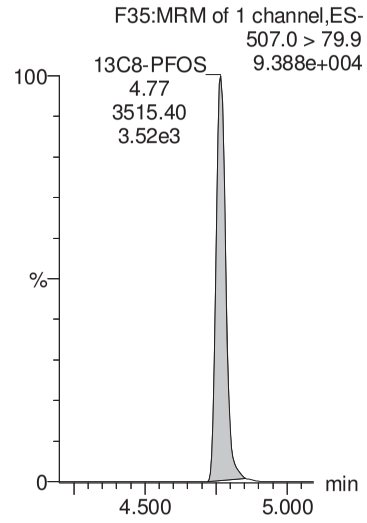

13C8-PFOS

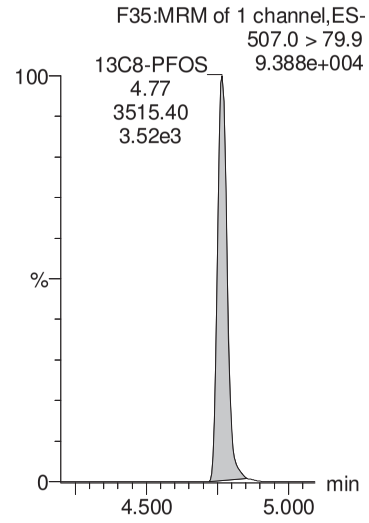

HC 8/30/2018

Dataset: Z:\Projects\PFAS.PRO\Results\180825M1\180825M1-59.qld

MMM 9/3/2018

Last Altered: Thursday, August 30, 2018 08:58:28 Pacific Daylight Time
Printed: Thursday, August 30, 2018 08:58:45 Pacific Daylight Time

Name: 180825M1_59, Date: 25-Aug-2018, Time: 23:47:23, ID: 1802154-03RE1 EB03-WE13-GW-IDW-072918 0.2552, Description: EB03-WE13-GW-IDW-072918

PFDA

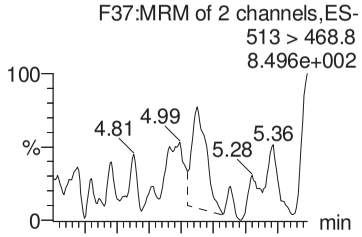

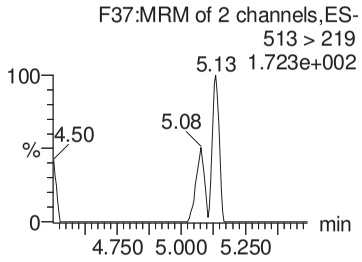

8:2 FTS

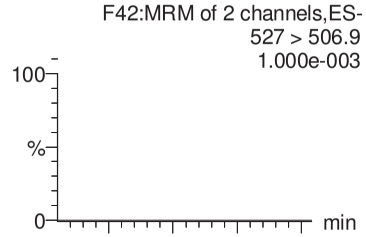

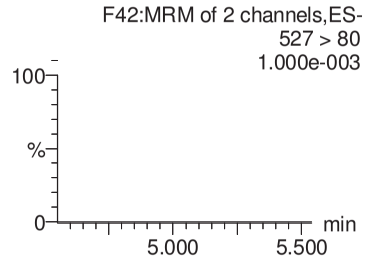

L-MeFOSAA

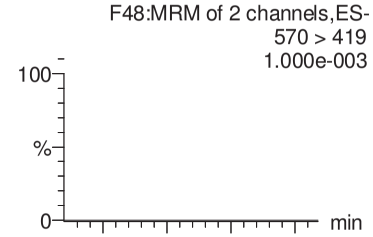

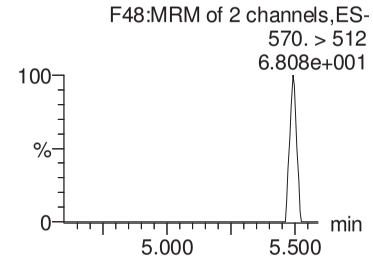

Total N-MeFOSAA

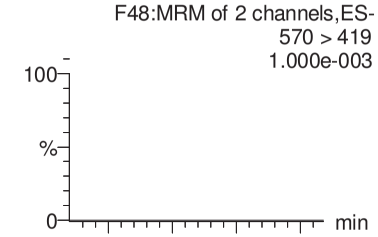

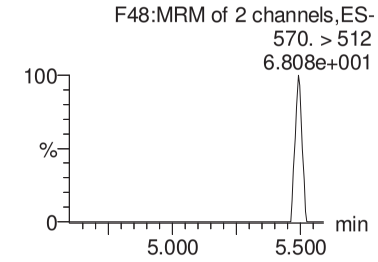

PFUdA

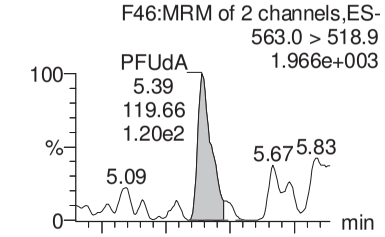

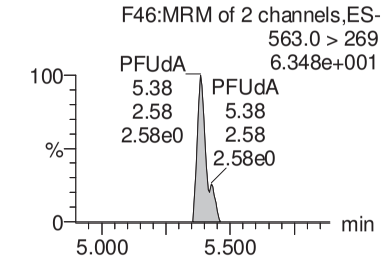

13C2-PFDA

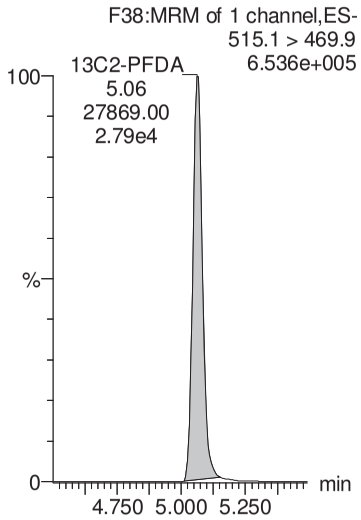

13C2-8:2 FTS

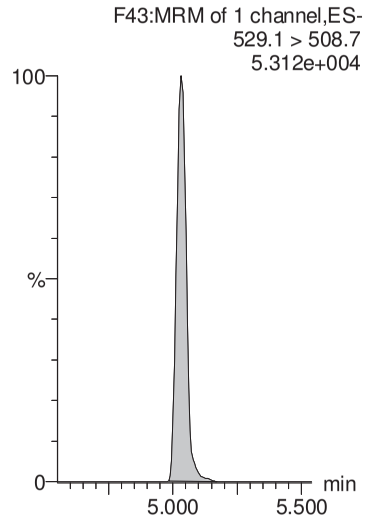

d3-N-MeFOSAA

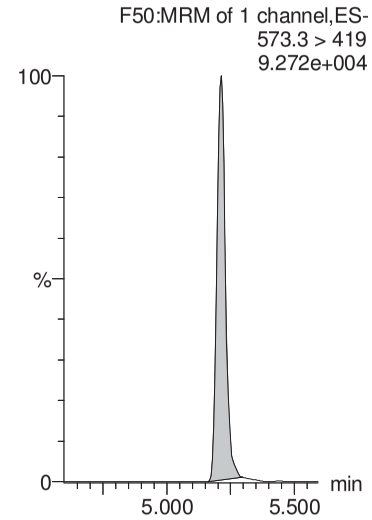

d3-N-MeFOSAA

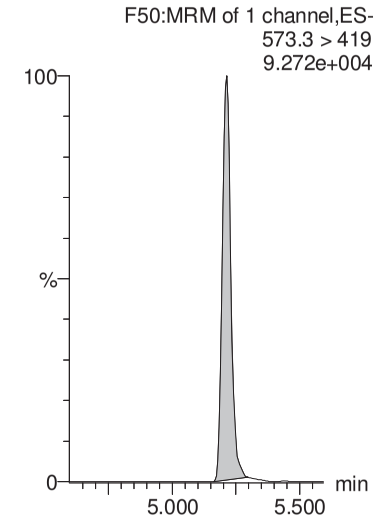

13C2-PFUdA

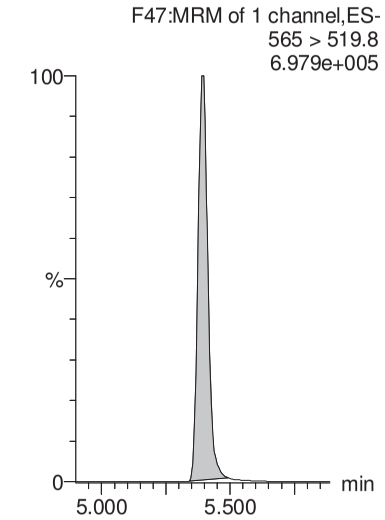

HC 8/30/2018

Dataset: Z:\Projects\PFAS.PRO\Results\180825M1\180825M1-59.qld

MMM 9/3/2018

Last Altered: Thursday, August 30, 2018 08:58:28 Pacific Daylight Time
Printed: Thursday, August 30, 2018 08:58:45 Pacific Daylight Time

Name: 180825M1_59, Date: 25-Aug-2018, Time: 23:47:23, ID: 1802154-03RE1 EB03-WE13-GW-IDW-072918 0.2552, Description: EB03-WE13-GW-IDW-072918

L-EtFOSAA

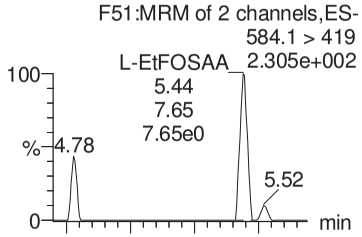

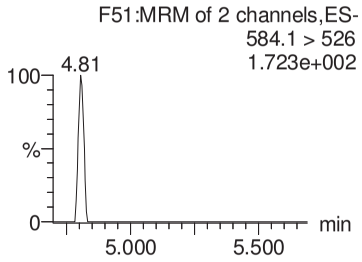

Total N-EtFOSAA

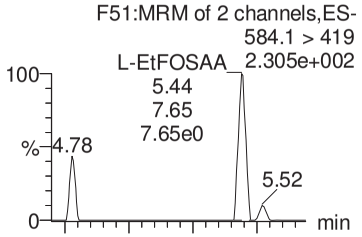

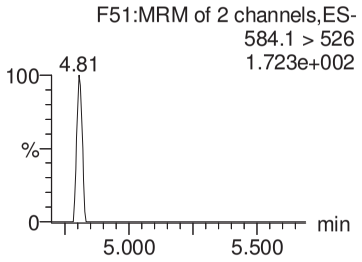

PFDS

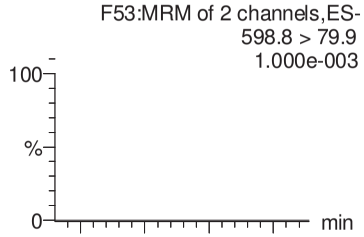

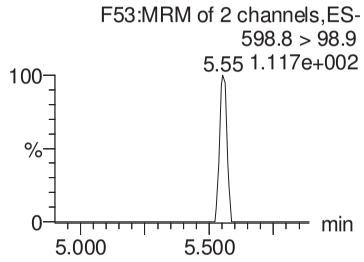

PFDoA

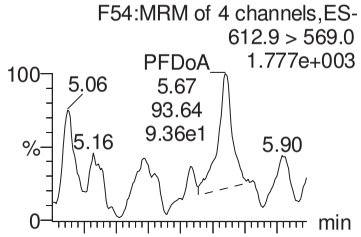

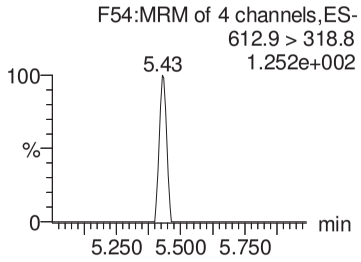

PFTrDA

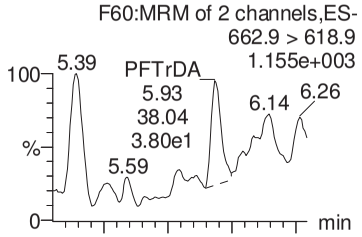

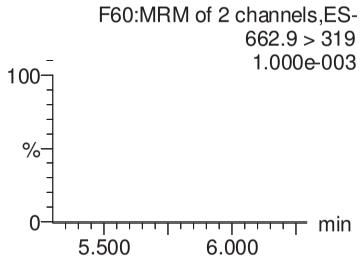

d5-N-EtFOSAA

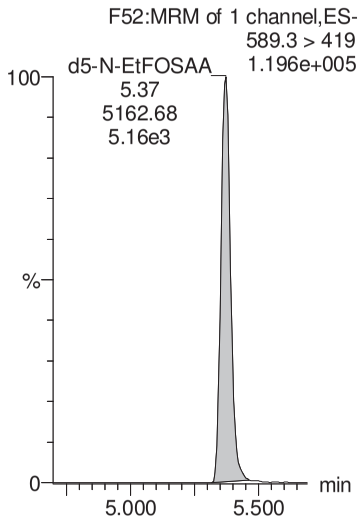

d5-N-EtFOSAA

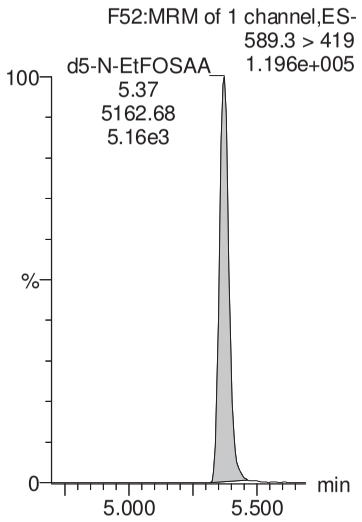

13C2-PFUdA

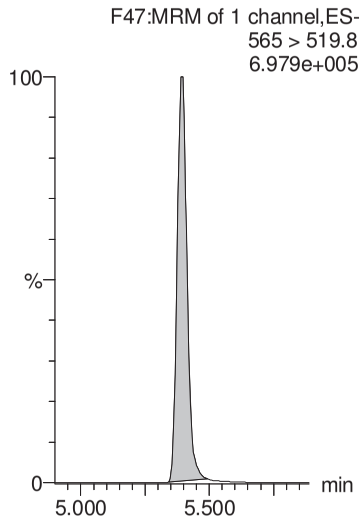

13C2-PFDoA

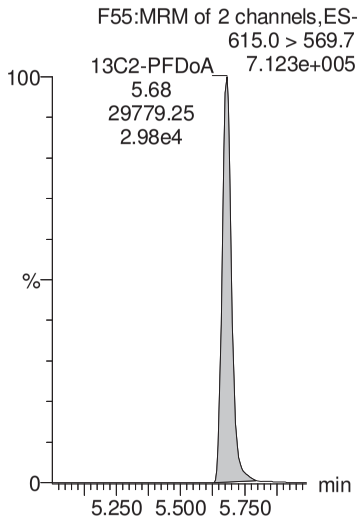

13C2-PFDoA

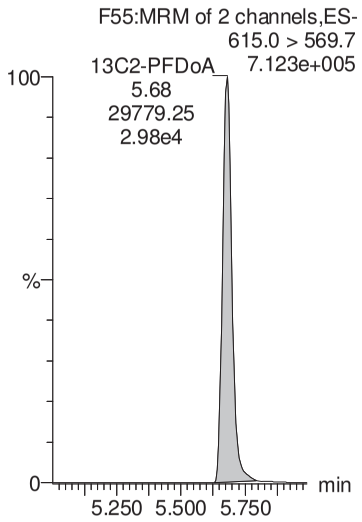

HC 8/30/2018

Dataset: Z:\Projects\PFAS.PRO\Results\180825M1\180825M1-59.qld

MMM 9/3/2018

Last Altered: Thursday, August 30, 2018 08:58:28 Pacific Daylight Time
Printed: Thursday, August 30, 2018 08:58:45 Pacific Daylight Time

Name: 180825M1_59, Date: 25-Aug-2018, Time: 23:47:23, ID: 1802154-03RE1 EB03-WE13-GW-IDW-072918 0.2552, Description: EB03-WE13-GW-IDW-072918

PFTeDA

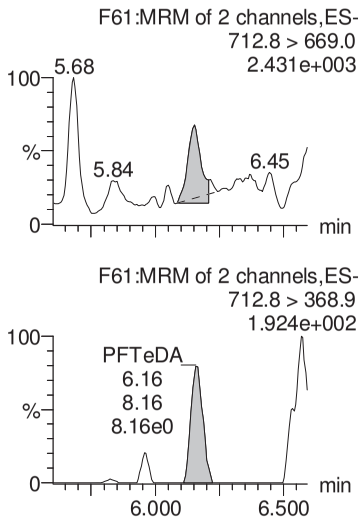

TCDA

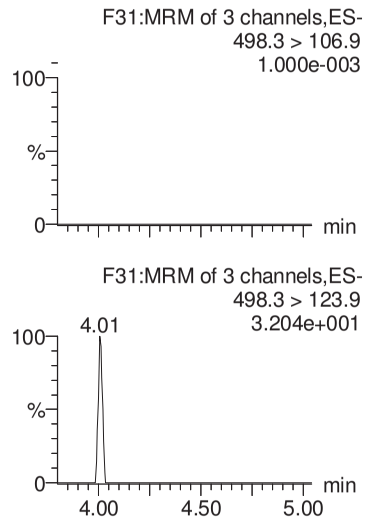

13C4-PFBA

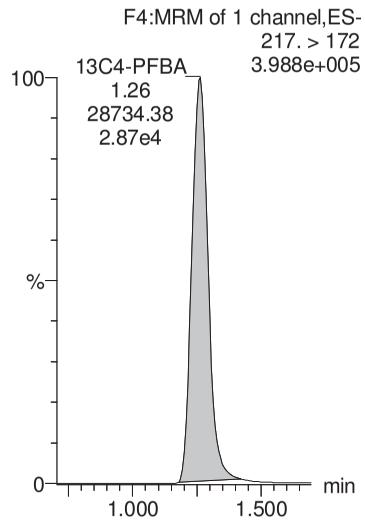

13C5-PFHxA

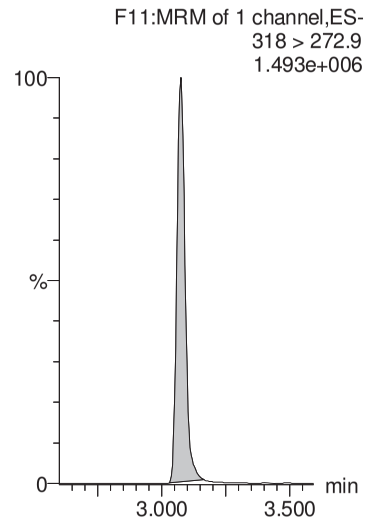

13C3-PFHxS

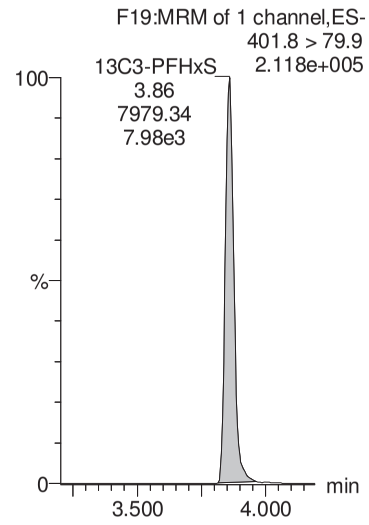

13C2-PFTeDA

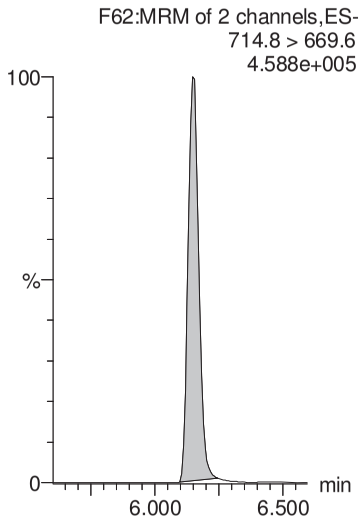

13C8-PFOS

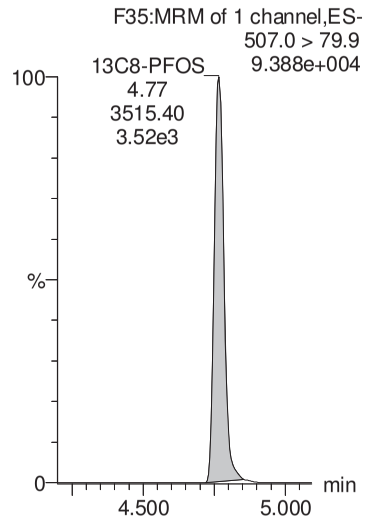

13C8-PFOA

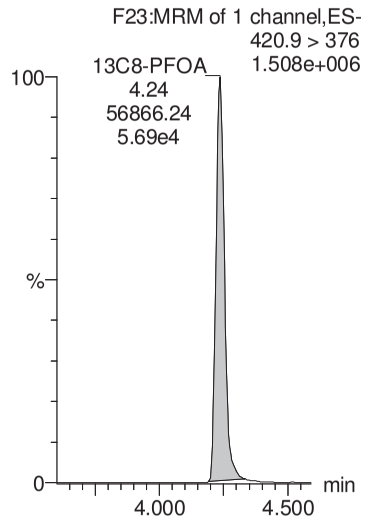

13C9-PFNA

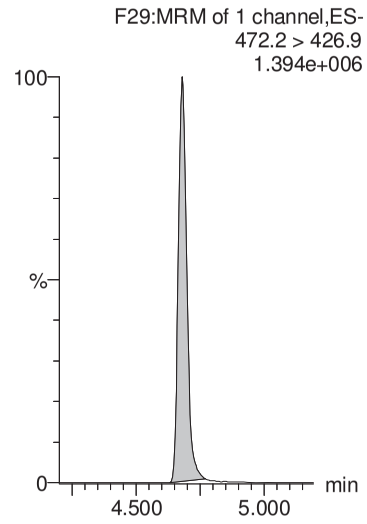

13C4-PFOS

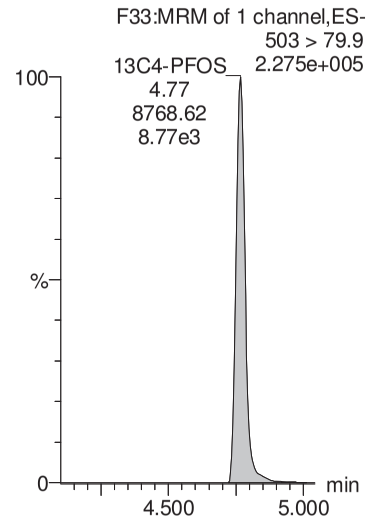

HC 8/30/2018

Dataset: Z:\Projects\PFAS.PRO\Results\180825M1\180825M1-59.qld

MMM 9/3/2018

Last Altered: Thursday, August 30, 2018 08:58:28 Pacific Daylight Time
Printed: Thursday, August 30, 2018 08:58:45 Pacific Daylight Time

Name: 180825M1_59, Date: 25-Aug-2018, Time: 23:47:23, ID: 1802154-03RE1 EB03-WE13-GW-IDW-072918 0.2552, Description: EB03-WE13-GW-IDW-072918

13C6-PFDA

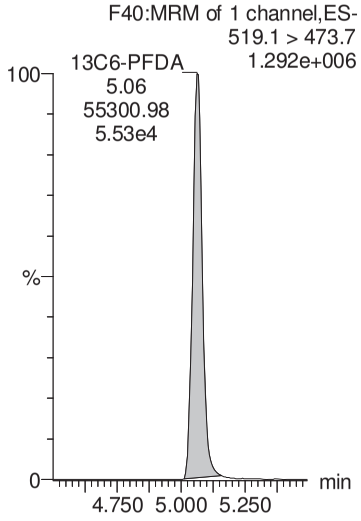

13C7-PFUdA

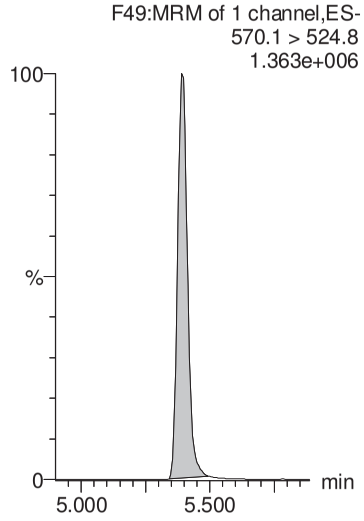

HC 8/30/2018

INJECTION INTERNAL STANDARD (IIS) AREAS,

INSTRUMENT BLANKS (IB)

AND

CONTINUTING CALIBRATION VERIFICATIONS CCV)

Dataset: F:\Projects\PFAS.PRO\Results\180825M1\IIS.qld

Last Altered: Sunday, August 26, 2018 13:41:25 Pacific Daylight Time
Printed: Sunday, August 26, 2018 13:41:48 Pacific Daylight Time

Method: F:\Projects\PFAS.PRO\MethDB\PFAS_RS-8-21-18.mdb 22 Aug 2018 09:26:25
Calibration: 26 Aug 2018 13:40:40

Name: 180825M1_7, Date: 25-Aug-2018, Time: 14:35:59, ID: ST180825M1-6 PFC CS3 18H2107, Description: PFC CS3 18H2107

	#	Name	ID	Area	%Rec	Area Out
1	1	13C4-PFBA	ST180825M1-6 PFC CS3 18H2107	2.52e4	100.0	NO
2	2	13C5-PFHxA	ST180825M1-6 PFC CS3 18H2107	5.42e4	100.0	NO
3	3	13C3-PFHxS	ST180825M1-6 PFC CS3 18H2107	6.17e3	100.0	NO
4	4	13C8-PFOA	ST180825M1-6 PFC CS3 18H2107	5.75e4	100.0	NO
5	5	13C9-PFNA	ST180825M1-6 PFC CS3 18H2107	4.93e4	100.0	NO
6	6	13C4-PFOS	ST180825M1-6 PFC CS3 18H2107	6.80e3	100.0	NO
7	7	13C6-PFDA	ST180825M1-6 PFC CS3 18H2107	5.07e4	100.0	NO
8	8	13C7-PFUdA	ST180825M1-6 PFC CS3 18H2107	5.56e4	100.0	NO

Name: 180825M1_8, Date: 25-Aug-2018, Time: 14:46:37, ID: ST180825M1-7 PFC CS4 18H2108, Description: PFC CS4 18H2108

	#	Name	ID	Area	%Rec	Area Out
1	1	13C4-PFBA	ST180825M1-7 PFC CS4 18H2108	2.30e4	91.1	NO
2	2	13C5-PFHxA	ST180825M1-7 PFC CS4 18H2108	4.73e4	87.3	NO
3	3	13C3-PFHxS	ST180825M1-7 PFC CS4 18H2108	5.51e3	89.4	NO
4	4	13C8-PFOA	ST180825M1-7 PFC CS4 18H2108	5.10e4	88.7	NO
5	5	13C9-PFNA	ST180825M1-7 PFC CS4 18H2108	4.35e4	88.3	NO
6	6	13C4-PFOS	ST180825M1-7 PFC CS4 18H2108	6.22e3	91.4	NO
7	7	13C6-PFDA	ST180825M1-7 PFC CS4 18H2108	4.45e4	87.9	NO
8	8	13C7-PFUdA	ST180825M1-7 PFC CS4 18H2108	4.87e4	87.7	NO

Name: 180825M1_9, Date: 25-Aug-2018, Time: 14:57:09, ID: ST180825M1-8 PFC CS5 18H2109, Description: PFC CS5 18H2109

	#	Name	ID	Area	%Rec	Area Out
1	1	13C4-PFBA	ST180825M1-8 PFC CS5 18H2109	2.36e4	93.4	NO
2	2	13C5-PFHxA	ST180825M1-8 PFC CS5 18H2109	4.67e4	86.3	NO
3	3	13C3-PFHxS	ST180825M1-8 PFC CS5 18H2109	5.40e3	87.6	NO
4	4	13C8-PFOA	ST180825M1-8 PFC CS5 18H2109	4.95e4	86.0	NO
5	5	13C9-PFNA	ST180825M1-8 PFC CS5 18H2109	4.28e4	86.8	NO
6	6	13C4-PFOS	ST180825M1-8 PFC CS5 18H2109	5.90e3	86.8	NO
7	7	13C6-PFDA	ST180825M1-8 PFC CS5 18H2109	4.11e4	81.0	NO
8	8	13C7-PFUdA	ST180825M1-8 PFC CS5 18H2109	4.56e4	82.1	NO

Name: 180825M1_10, Date: 25-Aug-2018, Time: 15:07:47, ID: ST180825M1-9 PFC CS6 18H2110, Description: PFC CS6 18H2110

	#	Name	ID	Area	%Rec	Area Out
1	1	13C4-PFBA	ST180825M1-9 PFC CS6 18H2110	2.24e4	88.7	NO
2	2	13C5-PFHxA	ST180825M1-9 PFC CS6 18H2110	4.04e4	74.6	NO
3	3	13C3-PFHxS	ST180825M1-9 PFC CS6 18H2110	4.56e3	73.9	NO
4	4	13C8-PFOA	ST180825M1-9 PFC CS6 18H2110	4.34e4	75.4	NO
5	5	13C9-PFNA	ST180825M1-9 PFC CS6 18H2110	3.67e4	74.6	NO
6	6	13C4-PFOS	ST180825M1-9 PFC CS6 18H2110	5.04e3	74.1	NO
7	7	13C6-PFDA	ST180825M1-9 PFC CS6 18H2110	3.71e4	73.3	NO
8	8	13C7-PFUdA	ST180825M1-9 PFC CS6 18H2110	3.82e4	68.8	NO

Dataset: F:\Projects\PFAS.PRO\Results\180825M1\IIS.qld

Last Altered: Sunday, August 26, 2018 13:41:25 Pacific Daylight Time
Printed: Sunday, August 26, 2018 13:41:48 Pacific Daylight Time

Name: 180825M1_11, Date: 25-Aug-2018, Time: 15:18:19, ID: ST180825M1-10 PFC CS7 18H2111, Description: PFC CS7 18H2111

	#	Name	ID	Area	%Rec	Area Out
1	1	13C4-PFBA	ST180825M1-10 PFC CS7 18H2111	2.01e4	79.7	NO
2	2	13C5-PFHxA	ST180825M1-10 PFC CS7 18H2111	3.46e4	63.9	NO
3	3	13C3-PFHxS	ST180825M1-10 PFC CS7 18H2111	3.66e3	59.3	NO
4	4	13C8-PFOA	ST180825M1-10 PFC CS7 18H2111	3.65e4	63.4	NO
5	5	13C9-PFNA	ST180825M1-10 PFC CS7 18H2111	3.06e4	62.0	NO
6	6	13C4-PFOS	ST180825M1-10 PFC CS7 18H2111	4.48e3	65.9	NO
7	7	13C6-PFDA	ST180825M1-10 PFC CS7 18H2111	3.10e4	61.2	NO
8	8	13C7-PFUdA	ST180825M1-10 PFC CS7 18H2111	3.10e4	55.9	NO

Name: 180825M1_12, Date: 25-Aug-2018, Time: 15:28:58, ID: IPA, Description: IPA

	#	Name	ID	Area	%Rec	Area Out
1	1	13C4-PFBA	IPA			NO
2	2	13C5-PFHxA	IPA	6.22e0	0.0	YES
3	3	13C3-PFHxS	IPA			NO
4	4	13C8-PFOA	IPA			NO
5	5	13C9-PFNA	IPA	8.53e0	0.0	YES
6	6	13C4-PFOS	IPA			NO
7	7	13C6-PFDA	IPA			NO
8	8	13C7-PFUdA	IPA			NO

Name: 180825M1_13, Date: 25-Aug-2018, Time: 15:39:31, ID: ICV180825M1-1 PFC 537 ICV 18H2112, Description: PFC 537 ICV 18H2112

	#	Name	ID	Area	%Rec	Area Out
1	1	13C4-PFBA	ICV180825M1-1 PFC 537 ICV 18H2112	2.46e4	97.6	NO
2	2	13C5-PFHxA	ICV180825M1-1 PFC 537 ICV 18H2112	5.35e4	98.8	NO
3	3	13C3-PFHxS	ICV180825M1-1 PFC 537 ICV 18H2112	6.47e3	104.9	NO
4	4	13C8-PFOA	ICV180825M1-1 PFC 537 ICV 18H2112	5.72e4	99.4	NO
5	5	13C9-PFNA	ICV180825M1-1 PFC 537 ICV 18H2112	5.06e4	102.8	NO
6	6	13C4-PFOS	ICV180825M1-1 PFC 537 ICV 18H2112	7.02e3	103.2	NO
7	7	13C6-PFDA	ICV180825M1-1 PFC 537 ICV 18H2112	5.11e4	100.8	NO
8	8	13C7-PFUdA	ICV180825M1-1 PFC 537 ICV 18H2112	5.68e4	102.3	NO

Name: 180825M1_14, Date: 25-Aug-2018, Time: 15:50:33, ID: 1802221-01 REEPDW1228 0.12094, Description: REEPDW1228

	#	Name	ID	Area	%Rec	Area Out
1	1	13C4-PFBA	1802221-01 REEPDW1228 0.12094	1.01e4	39.9	YES
2	2	13C5-PFHxA	1802221-01 REEPDW1228 0.12094	1.99e4	36.7	YES
3	3	13C3-PFHxS	1802221-01 REEPDW1228 0.12094	4.41e3	71.5	NO
4	4	13C8-PFOA	1802221-01 REEPDW1228 0.12094	2.32e4	40.4	YES
5	5	13C9-PFNA	1802221-01 REEPDW1228 0.12094	2.40e4	48.6	YES
6	6	13C4-PFOS	1802221-01 REEPDW1228 0.12094	5.04e3	74.2	NO
7	7	13C6-PFDA	1802221-01 REEPDW1228 0.12094	2.68e4	52.9	NO
8	8	13C7-PFUdA	1802221-01 REEPDW1228 0.12094	3.06e4	55.1	NO

Dataset: F:\Projects\PFAS.PRO\Results\180825M1\IIS.qld

Last Altered: Sunday, August 26, 2018 13:41:25 Pacific Daylight Time
Printed: Sunday, August 26, 2018 13:41:48 Pacific Daylight Time

Name: 180825M1_15, Date: 25-Aug-2018, Time: 16:01:06, ID: 1802221-02 REEPDW1232 0.1198, Description: REEPDW1232

	#	Name	ID	Area	%Rec	Area Out
1	1	13C4-PFBA	1802221-02 REEPDW1232 0.1198	1.11e4	44.1	YES
2	2	13C5-PFHxA	1802221-02 REEPDW1232 0.1198	2.35e4	43.4	YES
3	3	13C3-PFHxS	1802221-02 REEPDW1232 0.1198	4.17e3	67.6	NO
4	4	13C8-PFOA	1802221-02 REEPDW1232 0.1198	2.85e4	49.5	YES
5	5	13C9-PFNA	1802221-02 REEPDW1232 0.1198	2.77e4	56.3	NO
6	6	13C4-PFOS	1802221-02 REEPDW1232 0.1198	4.94e3	72.6	NO
7	7	13C6-PFDA	1802221-02 REEPDW1232 0.1198	2.98e4	58.8	NO
8	8	13C7-PFUdA	1802221-02 REEPDW1232 0.1198	3.47e4	62.5	NO

Name: 180825M1_16, Date: 25-Aug-2018, Time: 16:11:44, ID: 1802266-01 REEPDW1233 0.1198, Description: REEPDW1233

	#	Name	ID	Area	%Rec	Area Out
1	1	13C4-PFBA	1802266-01 REEPDW1233 0.1198	1.25e4	49.5	YES
2	2	13C5-PFHxA	1802266-01 REEPDW1233 0.1198	2.71e4	50.0	NO
3	3	13C3-PFHxS	1802266-01 REEPDW1233 0.1198	4.33e3	70.2	NO
4	4	13C8-PFOA	1802266-01 REEPDW1233 0.1198	3.14e4	54.6	NO
5	5	13C9-PFNA	1802266-01 REEPDW1233 0.1198	2.90e4	58.9	NO
6	6	13C4-PFOS	1802266-01 REEPDW1233 0.1198	5.16e3	75.8	NO
7	7	13C6-PFDA	1802266-01 REEPDW1233 0.1198	3.10e4	61.2	NO
8	8	13C7-PFUdA	1802266-01 REEPDW1233 0.1198	3.48e4	62.6	NO

Name: 180825M1_17, Date: 25-Aug-2018, Time: 16:22:17, ID: 1802253-08 GW1808011555JTM 0.24733, Description: GW1808011555JTM

	#	Name	ID	Area	%Rec	Area Out
1	1	13C4-PFBA	1802253-08 GW1808011555JTM 0.247...	1.80e4	71.2	NO
2	2	13C5-PFHxA	1802253-08 GW1808011555JTM 0.247...	3.64e4	67.3	NO
3	3	13C3-PFHxS	1802253-08 GW1808011555JTM 0.247...	4.65e3	75.5	NO
4	4	13C8-PFOA	1802253-08 GW1808011555JTM 0.247...	3.93e4	68.4	NO
5	5	13C9-PFNA	1802253-08 GW1808011555JTM 0.247...	3.62e4	73.4	NO
6	6	13C4-PFOS	1802253-08 GW1808011555JTM 0.247...	5.38e3	79.1	NO
7	7	13C6-PFDA	1802253-08 GW1808011555JTM 0.247...	3.76e4	74.2	NO
8	8	13C7-PFUdA	1802253-08 GW1808011555JTM 0.247...	4.24e4	76.3	NO

Name: 180825M1_18, Date: 25-Aug-2018, Time: 16:32:55, ID: 1802253-12 GW1808021200JTM 0.25503, Description: GW1808021200JTM

	#	Name	ID	Area	%Rec	Area Out
1	1	13C4-PFBA	1802253-12 GW1808021200JTM 0.255...	1.79e4	70.8	NO
2	2	13C5-PFHxA	1802253-12 GW1808021200JTM 0.255...	3.49e4	64.4	NO
3	3	13C3-PFHxS	1802253-12 GW1808021200JTM 0.255...	4.94e3	80.1	NO
4	4	13C8-PFOA	1802253-12 GW1808021200JTM 0.255...	3.47e4	60.4	NO
5	5	13C9-PFNA	1802253-12 GW1808021200JTM 0.255...	3.49e4	70.8	NO
6	6	13C4-PFOS	1802253-12 GW1808021200JTM 0.255...	4.42e3	65.0	NO
7	7	13C6-PFDA	1802253-12 GW1808021200JTM 0.255...	3.76e4	74.2	NO
8	8	13C7-PFUdA	1802253-12 GW1808021200JTM 0.255...	3.89e4	70.1	NO

Dataset: F:\Projects\PFAS.PRO\Results\180825M1\IIS.qld

Last Altered: Sunday, August 26, 2018 13:41:25 Pacific Daylight Time
Printed: Sunday, August 26, 2018 13:41:48 Pacific Daylight Time

Name: 180825M1_19, Date: 25-Aug-2018, Time: 16:43:27, ID: 1802151-01@5x TA-SB-59 (2-3)-EPA 1.62, Description: TA-SB-59 (2-3)-EPA

	#	Name	ID	Area	%Rec	Area Out
1	1	13C4-PFBA	1802151-01@5x TA-SB-59 (2-3)-EPA 1....	5.07e3	20.1	YES
2	2	13C5-PFHxA	1802151-01@5x TA-SB-59 (2-3)-EPA 1....	9.86e3	18.2	YES
3	3	13C3-PFHxS	1802151-01@5x TA-SB-59 (2-3)-EPA 1....	1.37e3	22.3	YES
4	4	13C8-PFOA	1802151-01@5x TA-SB-59 (2-3)-EPA 1....	1.16e4	20.2	YES
5	5	13C9-PFNA	1802151-01@5x TA-SB-59 (2-3)-EPA 1....	9.55e3	19.4	YES
6	6	13C4-PFOS	1802151-01@5x TA-SB-59 (2-3)-EPA 1....	1.29e3	18.9	YES
7	7	13C6-PFDA	1802151-01@5x TA-SB-59 (2-3)-EPA 1....	1.02e4	20.1	YES
8	8	13C7-PFUdA	1802151-01@5x TA-SB-59 (2-3)-EPA 1....	1.08e4	19.5	YES

Name: 180825M1_20, Date: 25-Aug-2018, Time: 16:54:05, ID: 1802253-06@10x GW1808011525SK 0.24886, Description: GW1808011525SK

	#	Name	ID	Area	%Rec	Area Out
1	1	13C4-PFBA	1802253-06@10x GW1808011525SK 0...	2.61e3	10.3	YES
2	2	13C5-PFHxA	1802253-06@10x GW1808011525SK 0...	4.98e3	9.2	YES
3	3	13C3-PFHxS	1802253-06@10x GW1808011525SK 0...	6.89e2	11.2	YES
4	4	13C8-PFOA	1802253-06@10x GW1808011525SK 0...	4.46e3	7.8	YES
5	5	13C9-PFNA	1802253-06@10x GW1808011525SK 0...	4.87e3	9.9	YES
6	6	13C4-PFOS	1802253-06@10x GW1808011525SK 0...	5.98e2	8.8	YES
7	7	13C6-PFDA	1802253-06@10x GW1808011525SK 0...	5.49e3	10.8	YES
8	8	13C7-PFUdA	1802253-06@10x GW1808011525SK 0...	5.86e3	10.5	YES

Name: 180825M1_21, Date: 25-Aug-2018, Time: 17:04:38, ID: 1802253-07@10x GW1808011555SK 0.25005, Description: GW1808011555SK

	#	Name	ID	Area	%Rec	Area Out
1	1	13C4-PFBA	1802253-07@10x GW1808011555SK 0...	3.04e3	12.0	YES
2	2	13C5-PFHxA	1802253-07@10x GW1808011555SK 0...	5.99e3	11.1	YES
3	3	13C3-PFHxS	1802253-07@10x GW1808011555SK 0...	7.79e2	12.6	YES
4	4	13C8-PFOA	1802253-07@10x GW1808011555SK 0...	6.05e3	10.5	YES
5	5	13C9-PFNA	1802253-07@10x GW1808011555SK 0...	5.52e3	11.2	YES
6	6	13C4-PFOS	1802253-07@10x GW1808011555SK 0...	6.56e2	9.6	YES
7	7	13C6-PFDA	1802253-07@10x GW1808011555SK 0...	6.36e3	12.5	YES
8	8	13C7-PFUdA	1802253-07@10x GW1808011555SK 0...	6.81e3	12.3	YES

Name: 180825M1_22, Date: 25-Aug-2018, Time: 17:15:16, ID: 1802253-09@10x GW1808021000JTM 0.23999, Description: GW1808021000JTM

	#	Name	ID	Area	%Rec	Area Out
1	1	13C4-PFBA	1802253-09@10x GW1808021000JTM ...	1.85e3	7.3	YES
2	2	13C5-PFHxA	1802253-09@10x GW1808021000JTM ...	3.47e3	6.4	YES
3	3	13C3-PFHxS	1802253-09@10x GW1808021000JTM ...	4.31e2	7.0	YES
4	4	13C8-PFOA	1802253-09@10x GW1808021000JTM ...	3.72e3	6.5	YES
5	5	13C9-PFNA	1802253-09@10x GW1808021000JTM ...	3.40e3	6.9	YES
6	6	13C4-PFOS	1802253-09@10x GW1808021000JTM ...	4.39e2	6.5	YES
7	7	13C6-PFDA	1802253-09@10x GW1808021000JTM ...	3.51e3	6.9	YES
8	8	13C7-PFUdA	1802253-09@10x GW1808021000JTM ...	4.06e3	7.3	YES

Dataset: F:\Projects\PFAS.PRO\Results\180825M1\IIS.qld

Last Altered: Sunday, August 26, 2018 13:41:25 Pacific Daylight Time
Printed: Sunday, August 26, 2018 13:41:48 Pacific Daylight Time

Name: 180825M1_23, Date: 25-Aug-2018, Time: 17:25:50, ID: 1802253-10@10x GW1808021010SK 0.24604, Description: GW1808021010SK

	#	Name	ID	Area	%Rec	Area Out
1	1	13C4-PFBA	1802253-10@10x GW1808021010SK 0...	3.42e3	13.5	YES
2	2	13C5-PFHxA	1802253-10@10x GW1808021010SK 0...	6.47e3	11.9	YES
3	3	13C3-PFHxS	1802253-10@10x GW1808021010SK 0...	9.10e2	14.8	YES
4	4	13C8-PFOA	1802253-10@10x GW1808021010SK 0...	5.45e3	9.5	YES
5	5	13C9-PFNA	1802253-10@10x GW1808021010SK 0...	6.16e3	12.5	YES
6	6	13C4-PFOS	1802253-10@10x GW1808021010SK 0...	6.83e2	10.0	YES
7	7	13C6-PFDA	1802253-10@10x GW1808021010SK 0...	7.23e3	14.3	YES
8	8	13C7-PFUdA	1802253-10@10x GW1808021010SK 0...	8.19e3	14.7	YES

Name: 180825M1_24, Date: 25-Aug-2018, Time: 17:36:28, ID: IPA, Description: IPA

	#	Name	ID	Area	%Rec	Area Out
1	1	13C4-PFBA	IPA	5.76e0	0.0	YES
2	2	13C5-PFHxA	IPA	1.03e1	0.0	YES
3	3	13C3-PFHxS	IPA			NO
4	4	13C8-PFOA	IPA			NO
5	5	13C9-PFNA	IPA			NO
6	6	13C4-PFOS	IPA			NO
7	7	13C6-PFDA	IPA			NO
8	8	13C7-PFUdA	IPA			NO

Name: 180825M1_25, Date: 25-Aug-2018, Time: 17:47:02, ID: ST180825M1-11 PFC CS3 18H2107, Description: PFC CS3 18H2107

	#	Name	ID	Area	%Rec	Area Out
1	1	13C4-PFBA	ST180825M1-11 PFC CS3 18H2107	2.37e4	94.0	NO
2	2	13C5-PFHxA	ST180825M1-11 PFC CS3 18H2107	5.35e4	98.9	NO
3	3	13C3-PFHxS	ST180825M1-11 PFC CS3 18H2107	6.49e3	105.2	NO
4	4	13C8-PFOA	ST180825M1-11 PFC CS3 18H2107	5.92e4	102.9	NO
5	5	13C9-PFNA	ST180825M1-11 PFC CS3 18H2107	5.09e4	103.2	NO
6	6	13C4-PFOS	ST180825M1-11 PFC CS3 18H2107	7.25e3	106.6	NO
7	7	13C6-PFDA	ST180825M1-11 PFC CS3 18H2107	5.08e4	100.3	NO
8	8	13C7-PFUdA	ST180825M1-11 PFC CS3 18H2107	5.60e4	100.9	NO

Name: 180825M1_26, Date: 25-Aug-2018, Time: 17:57:40, ID: 1802253-11@10x GW1808021110SK 0.24835, Description: GW1808021110SK

	#	Name	ID	Area	%Rec	Area Out
1	1	13C4-PFBA	1802253-11@10x GW1808021110SK 0...	1.94e3	7.7	YES
2	2	13C5-PFHxA	1802253-11@10x GW1808021110SK 0...	3.73e3	6.9	YES
3	3	13C3-PFHxS	1802253-11@10x GW1808021110SK 0...	4.59e2	7.4	YES
4	4	13C8-PFOA	1802253-11@10x GW1808021110SK 0...	3.21e3	5.6	YES
5	5	13C9-PFNA	1802253-11@10x GW1808021110SK 0...	3.47e3	7.0	YES
6	6	13C4-PFOS	1802253-11@10x GW1808021110SK 0...	3.94e2	5.8	YES
7	7	13C6-PFDA	1802253-11@10x GW1808021110SK 0...	3.88e3	7.7	YES
8	8	13C7-PFUdA	1802253-11@10x GW1808021110SK 0...	4.48e3	8.1	YES

Dataset: F:\Projects\PFAS.PRO\Results\180825M1\IIS.qld

Last Altered: Sunday, August 26, 2018 13:41:25 Pacific Daylight Time
Printed: Sunday, August 26, 2018 13:41:48 Pacific Daylight Time

Name: 180825M1_27, Date: 25-Aug-2018, Time: 18:08:13, ID: 1802253-13@20x GW1808021305SK 0.25084, Description: GW1808021305SK

	# Name	ID	Area	%Rec	Area Out
1	1 13C4-PFBA	1802253-13@20x GW1808021305SK 0...	1.67e3	6.6	YES
2	2 13C5-PFHxA	1802253-13@20x GW1808021305SK 0...	3.53e3	6.5	YES
3	3 13C3-PFHxS	1802253-13@20x GW1808021305SK 0...	4.13e2	6.7	YES
4	4 13C8-PFOA	1802253-13@20x GW1808021305SK 0...	3.58e3	6.2	YES
5	5 13C9-PFNA	1802253-13@20x GW1808021305SK 0...	3.30e3	6.7	YES
6	6 13C4-PFOS	1802253-13@20x GW1808021305SK 0...	3.17e2	4.7	YES
7	7 13C6-PFDA	1802253-13@20x GW1808021305SK 0...	3.46e3	6.8	YES
8	8 13C7-PFUdA	1802253-13@20x GW1808021305SK 0...	3.63e3	6.5	YES

Name: 180825M1_28, Date: 25-Aug-2018, Time: 18:18:51, ID: B8H0014-BS1 OPR 0.25, Description: OPR

	# Name	ID	Area	%Rec	Area Out
1	1 13C4-PFBA	B8H0014-BS1 OPR 0.25	1.66e4	65.7	NO
2	2 13C5-PFHxA	B8H0014-BS1 OPR 0.25	3.38e4	62.4	NO
3	3 13C3-PFHxS	B8H0014-BS1 OPR 0.25	4.16e3	67.4	NO
4	4 13C8-PFOA	B8H0014-BS1 OPR 0.25	3.62e4	62.9	NO
5	5 13C9-PFNA	B8H0014-BS1 OPR 0.25	3.20e4	65.0	NO
6	6 13C4-PFOS	B8H0014-BS1 OPR 0.25	4.74e3	69.6	NO
7	7 13C6-PFDA	B8H0014-BS1 OPR 0.25	3.38e4	66.7	NO
8	8 13C7-PFUdA	B8H0014-BS1 OPR 0.25	3.90e4	70.3	NO

Name: 180825M1_29, Date: 25-Aug-2018, Time: 18:29:29, ID: B8H0014-BLK1 Method Blank 0.25, Description: Method Blank

	# Name	ID	Area	%Rec	Area Out
1	1 13C4-PFBA	B8H0014-BLK1 Method Blank 0.25	1.60e4	63.3	NO
2	2 13C5-PFHxA	B8H0014-BLK1 Method Blank 0.25	3.36e4	62.1	NO
3	3 13C3-PFHxS	B8H0014-BLK1 Method Blank 0.25	4.57e3	74.1	NO
4	4 13C8-PFOA	B8H0014-BLK1 Method Blank 0.25	3.79e4	65.8	NO
5	5 13C9-PFNA	B8H0014-BLK1 Method Blank 0.25	3.45e4	70.1	NO
6	6 13C4-PFOS	B8H0014-BLK1 Method Blank 0.25	5.12e3	75.2	NO
7	7 13C6-PFDA	B8H0014-BLK1 Method Blank 0.25	3.74e4	73.8	NO
8	8 13C7-PFUdA	B8H0014-BLK1 Method Blank 0.25	4.05e4	72.9	NO

Name: 180825M1_30, Date: 25-Aug-2018, Time: 18:40:02, ID: B8H0014-MS1 Matrix Spike 0.25251, Description: Matrix Spike

	# Name	ID	Area	%Rec	Area Out
1	1 13C4-PFBA	B8H0014-MS1 Matrix Spike 0.25251	1.82e4	72.2	NO
2	2 13C5-PFHxA	B8H0014-MS1 Matrix Spike 0.25251	3.64e4	67.2	NO
3	3 13C3-PFHxS	B8H0014-MS1 Matrix Spike 0.25251	4.72e3	76.5	NO
4	4 13C8-PFOA	B8H0014-MS1 Matrix Spike 0.25251	3.99e4	69.3	NO
5	5 13C9-PFNA	B8H0014-MS1 Matrix Spike 0.25251	2.78e4	56.5	NO
6	6 13C4-PFOS	B8H0014-MS1 Matrix Spike 0.25251	5.19e3	76.4	NO
7	7 13C6-PFDA	B8H0014-MS1 Matrix Spike 0.25251	3.57e4	70.5	NO
8	8 13C7-PFUdA	B8H0014-MS1 Matrix Spike 0.25251	3.31e4	59.5	NO

Dataset: F:\Projects\PFAS.PRO\Results\180825M1\IIS.qld

Last Altered: Sunday, August 26, 2018 13:41:25 Pacific Daylight Time
Printed: Sunday, August 26, 2018 13:41:48 Pacific Daylight Time

Name: 180825M1_31, Date: 25-Aug-2018, Time: 18:50:40, ID: B8H0014-MSD1 Matrix Spike Dup 0.2563, Description: Matrix Spike Dup

	#	Name	ID	Area	%Rec	Area Out
1	1	13C4-PFBA	B8H0014-MSD1 Matrix Spike Dup 0.2563	1.59e4	62.8	NO
2	2	13C5-PFHxA	B8H0014-MSD1 Matrix Spike Dup 0.2563	3.31e4	61.1	NO
3	3	13C3-PFHxS	B8H0014-MSD1 Matrix Spike Dup 0.2563	4.71e3	76.4	NO
4	4	13C8-PFOA	B8H0014-MSD1 Matrix Spike Dup 0.2563	3.74e4	65.0	NO
5	5	13C9-PFNA	B8H0014-MSD1 Matrix Spike Dup 0.2563	2.65e4	53.8	NO
6	6	13C4-PFOS	B8H0014-MSD1 Matrix Spike Dup 0.2563	5.15e3	75.7	NO
7	7	13C6-PFDA	B8H0014-MSD1 Matrix Spike Dup 0.2563	3.44e4	67.8	NO
8	8	13C7-PFUdA	B8H0014-MSD1 Matrix Spike Dup 0.2563	3.24e4	58.3	NO

Name: 180825M1_32, Date: 25-Aug-2018, Time: 19:01:19, ID: 1802094-01 FC-MW025R1-20180726 0.24814, Description: FC-MW025R1-20180726

	#	Name	ID	Area	%Rec	Area Out
1	1	13C4-PFBA	1802094-01 FC-MW025R1-20180726 0...	1.67e4	66.3	NO
2	2	13C5-PFHxA	1802094-01 FC-MW025R1-20180726 0...	3.42e4	63.2	NO
3	3	13C3-PFHxS	1802094-01 FC-MW025R1-20180726 0...	4.48e3	72.7	NO
4	4	13C8-PFOA	1802094-01 FC-MW025R1-20180726 0...	3.89e4	67.6	NO
5	5	13C9-PFNA	1802094-01 FC-MW025R1-20180726 0...	3.32e4	67.3	NO
6	6	13C4-PFOS	1802094-01 FC-MW025R1-20180726 0...	5.37e3	79.0	NO
7	7	13C6-PFDA	1802094-01 FC-MW025R1-20180726 0...	3.58e4	70.7	NO
8	8	13C7-PFUdA	1802094-01 FC-MW025R1-20180726 0...	3.04e4	54.7	NO

Name: 180825M1_33, Date: 25-Aug-2018, Time: 19:11:52, ID: 1802094-02 SA-PZ163I-20180726 0.24349, Description: SA-PZ163I-20180726

	#	Name	ID	Area	%Rec	Area Out
1	1	13C4-PFBA	1802094-02 SA-PZ163I-20180726 0.24...	1.65e4	65.2	NO
2	2	13C5-PFHxA	1802094-02 SA-PZ163I-20180726 0.24...	3.40e4	62.7	NO
3	3	13C3-PFHxS	1802094-02 SA-PZ163I-20180726 0.24...	4.45e3	72.1	NO
4	4	13C8-PFOA	1802094-02 SA-PZ163I-20180726 0.24...	3.72e4	64.6	NO
5	5	13C9-PFNA	1802094-02 SA-PZ163I-20180726 0.24...	2.87e4	58.3	NO
6	6	13C4-PFOS	1802094-02 SA-PZ163I-20180726 0.24...	4.99e3	73.4	NO
7	7	13C6-PFDA	1802094-02 SA-PZ163I-20180726 0.24...	3.47e4	68.4	NO
8	8	13C7-PFUdA	1802094-02 SA-PZ163I-20180726 0.24...	3.61e4	65.0	NO

Name: 180825M1_34, Date: 25-Aug-2018, Time: 19:22:31, ID: 1802094-03 SA-PZ181I-20180726 0.25108, Description: SA-PZ181I-20180726

	#	Name	ID	Area	%Rec	Area Out
1	1	13C4-PFBA	1802094-03 SA-PZ181I-20180726 0.25...	1.42e4	56.2	NO
2	2	13C5-PFHxA	1802094-03 SA-PZ181I-20180726 0.25...	2.77e4	51.1	NO
3	3	13C3-PFHxS	1802094-03 SA-PZ181I-20180726 0.25...	4.30e3	69.7	NO
4	4	13C8-PFOA	1802094-03 SA-PZ181I-20180726 0.25...	3.08e4	53.5	NO
5	5	13C9-PFNA	1802094-03 SA-PZ181I-20180726 0.25...	2.70e4	54.8	NO
6	6	13C4-PFOS	1802094-03 SA-PZ181I-20180726 0.25...	4.96e3	72.9	NO
7	7	13C6-PFDA	1802094-03 SA-PZ181I-20180726 0.25...	3.01e4	59.4	NO
8	8	13C7-PFUdA	1802094-03 SA-PZ181I-20180726 0.25...	3.44e4	61.9	NO

Dataset: F:\Projects\PFAS.PRO\Results\180825M1\IIS.qld

Last Altered: Sunday, August 26, 2018 13:41:25 Pacific Daylight Time
Printed: Sunday, August 26, 2018 13:41:48 Pacific Daylight Time

Name: 180825M1_35, Date: 25-Aug-2018, Time: 19:33:04, ID: 1802094-04 SA-PZ182I-20180726 0.24043, Description: SA-PZ182I-20180726

	#	Name	ID	Area	%Rec	Area Out
1	1	13C4-PFBA	1802094-04 SA-PZ182I-20180726 0.24...	1.39e4	55.1	NO
2	2	13C5-PFHxA	1802094-04 SA-PZ182I-20180726 0.24...	2.75e4	50.9	NO
3	3	13C3-PFHxS	1802094-04 SA-PZ182I-20180726 0.24...	4.09e3	66.4	NO
4	4	13C8-PFOA	1802094-04 SA-PZ182I-20180726 0.24...	2.98e4	51.7	NO
5	5	13C9-PFNA	1802094-04 SA-PZ182I-20180726 0.24...	2.67e4	54.2	NO
6	6	13C4-PFOS	1802094-04 SA-PZ182I-20180726 0.24...	4.40e3	64.7	NO
7	7	13C6-PFDA	1802094-04 SA-PZ182I-20180726 0.24...	2.88e4	56.9	NO
8	8	13C7-PFUdA	1802094-04 SA-PZ182I-20180726 0.24...	3.43e4	61.7	NO

Name: 180825M1_36, Date: 25-Aug-2018, Time: 19:43:42, ID: 1802094-05 SA-PZ145I-20180726 0.25273, Description: SA-PZ145I-20180726

	#	Name	ID	Area	%Rec	Area Out
1	1	13C4-PFBA	1802094-05 SA-PZ145I-20180726 0.25...	1.62e4	64.0	NO
2	2	13C5-PFHxA	1802094-05 SA-PZ145I-20180726 0.25...	3.29e4	60.8	NO
3	3	13C3-PFHxS	1802094-05 SA-PZ145I-20180726 0.25...	4.46e3	72.4	NO
4	4	13C8-PFOA	1802094-05 SA-PZ145I-20180726 0.25...	3.59e4	62.3	NO
5	5	13C9-PFNA	1802094-05 SA-PZ145I-20180726 0.25...	2.26e4	45.9	YES
6	6	13C4-PFOS	1802094-05 SA-PZ145I-20180726 0.25...	4.89e3	71.9	NO
7	7	13C6-PFDA	1802094-05 SA-PZ145I-20180726 0.25...	3.40e4	67.1	NO
8	8	13C7-PFUdA	1802094-05 SA-PZ145I-20180726 0.25...	3.52e4	63.4	NO

Name: 180825M1_37, Date: 25-Aug-2018, Time: 19:54:15, ID: 1802094-06 SA-PZ145D-20180726 0.24805, Description: SA-PZ145D-20180726

	#	Name	ID	Area	%Rec	Area Out
1	1	13C4-PFBA	1802094-06 SA-PZ145D-20180726 0.2...	1.67e4	66.0	NO
2	2	13C5-PFHxA	1802094-06 SA-PZ145D-20180726 0.2...	3.32e4	61.3	NO
3	3	13C3-PFHxS	1802094-06 SA-PZ145D-20180726 0.2...	4.53e3	73.4	NO
4	4	13C8-PFOA	1802094-06 SA-PZ145D-20180726 0.2...	3.57e4	62.0	NO
5	5	13C9-PFNA	1802094-06 SA-PZ145D-20180726 0.2...	2.25e4	45.7	YES
6	6	13C4-PFOS	1802094-06 SA-PZ145D-20180726 0.2...	4.93e3	72.4	NO
7	7	13C6-PFDA	1802094-06 SA-PZ145D-20180726 0.2...	2.97e4	58.7	NO
8	8	13C7-PFUdA	1802094-06 SA-PZ145D-20180726 0.2...	3.66e4	66.0	NO

Name: 180825M1_38, Date: 25-Aug-2018, Time: 20:04:53, ID: 1802094-07 SA-MW128I-20180726 0.253, Description: SA-MW128I-20180726

	#	Name	ID	Area	%Rec	Area Out
1	1	13C4-PFBA	1802094-07 SA-MW128I-20180726 0.253	1.64e4	65.0	NO
2	2	13C5-PFHxA	1802094-07 SA-MW128I-20180726 0.253	3.25e4	60.0	NO
3	3	13C3-PFHxS	1802094-07 SA-MW128I-20180726 0.253	4.33e3	70.2	NO
4	4	13C8-PFOA	1802094-07 SA-MW128I-20180726 0.253	3.51e4	61.0	NO
5	5	13C9-PFNA	1802094-07 SA-MW128I-20180726 0.253	2.47e4	50.2	NO
6	6	13C4-PFOS	1802094-07 SA-MW128I-20180726 0.253	4.85e3	71.2	NO
7	7	13C6-PFDA	1802094-07 SA-MW128I-20180726 0.253	3.38e4	66.7	NO
8	8	13C7-PFUdA	1802094-07 SA-MW128I-20180726 0.253	3.62e4	65.2	NO

Dataset: F:\Projects\PFAS.PRO\Results\180825M1\IIS.qld

Last Altered: Sunday, August 26, 2018 13:41:25 Pacific Daylight Time
Printed: Sunday, August 26, 2018 13:41:48 Pacific Daylight Time

Name: 180825M1_39, Date: 25-Aug-2018, Time: 20:15:26, ID: 1802094-08 SA-PZ144I-20180726 0.26852, Description: SA-PZ144I-20180726

	#	Name	ID	Area	%Rec	Area Out
1	1	13C4-PFBA	1802094-08 SA-PZ144I-20180726 0.26...	1.25e4	49.3	YES
2	2	13C5-PFHxA	1802094-08 SA-PZ144I-20180726 0.26...	2.64e4	48.8	YES
3	3	13C3-PFHxS	1802094-08 SA-PZ144I-20180726 0.26...	4.03e3	65.3	NO
4	4	13C8-PFOA	1802094-08 SA-PZ144I-20180726 0.26...	3.00e4	52.1	NO
5	5	13C9-PFNA	1802094-08 SA-PZ144I-20180726 0.26...	2.77e4	56.3	NO
6	6	13C4-PFOS	1802094-08 SA-PZ144I-20180726 0.26...	4.71e3	69.3	NO
7	7	13C6-PFDA	1802094-08 SA-PZ144I-20180726 0.26...	2.82e4	55.7	NO
8	8	13C7-PFUdA	1802094-08 SA-PZ144I-20180726 0.26...	3.32e4	59.8	NO

Name: 180825M1_40, Date: 25-Aug-2018, Time: 20:26:05, ID: IPA, Description: IPA

	#	Name	ID	Area	%Rec	Area Out
1	1	13C4-PFBA	IPA			NO
2	2	13C5-PFHxA	IPA			NO
3	3	13C3-PFHxS	IPA			NO
4	4	13C8-PFOA	IPA			NO
5	5	13C9-PFNA	IPA			NO
6	6	13C4-PFOS	IPA			NO
7	7	13C6-PFDA	IPA			NO
8	8	13C7-PFUdA	IPA			NO

Name: 180825M1_41, Date: 25-Aug-2018, Time: 20:36:37, ID: ST180825M1-12 PFC CS3 18H2107, Description: PFC CS3 18H2107

	#	Name	ID	Area	%Rec	Area Out
1	1	13C4-PFBA	ST180825M1-12 PFC CS3 18H2107	2.60e4	103.2	NO
2	2	13C5-PFHxA	ST180825M1-12 PFC CS3 18H2107	5.81e4	107.3	NO
3	3	13C3-PFHxS	ST180825M1-12 PFC CS3 18H2107	6.90e3	112.0	NO
4	4	13C8-PFOA	ST180825M1-12 PFC CS3 18H2107	6.13e4	106.5	NO
5	5	13C9-PFNA	ST180825M1-12 PFC CS3 18H2107	5.46e4	110.8	NO
6	6	13C4-PFOS	ST180825M1-12 PFC CS3 18H2107	7.47e3	109.9	NO
7	7	13C6-PFDA	ST180825M1-12 PFC CS3 18H2107	5.54e4	109.4	NO
8	8	13C7-PFUdA	ST180825M1-12 PFC CS3 18H2107	5.81e4	104.5	NO

Name: 180825M1_42, Date: 25-Aug-2018, Time: 20:47:16, ID: 1802094-09 SA-PZ144S-20180726 0.25422, Description: SA-PZ144S-20180726

	#	Name	ID	Area	%Rec	Area Out
1	1	13C4-PFBA	1802094-09 SA-PZ144S-20180726 0.2...	1.68e4	66.7	NO
2	2	13C5-PFHxA	1802094-09 SA-PZ144S-20180726 0.2...	3.40e4	62.8	NO
3	3	13C3-PFHxS	1802094-09 SA-PZ144S-20180726 0.2...	4.25e3	68.9	NO
4	4	13C8-PFOA	1802094-09 SA-PZ144S-20180726 0.2...	3.74e4	65.1	NO
5	5	13C9-PFNA	1802094-09 SA-PZ144S-20180726 0.2...	3.19e4	64.8	NO
6	6	13C4-PFOS	1802094-09 SA-PZ144S-20180726 0.2...	4.84e3	71.2	NO
7	7	13C6-PFDA	1802094-09 SA-PZ144S-20180726 0.2...	3.24e4	63.8	NO
8	8	13C7-PFUdA	1802094-09 SA-PZ144S-20180726 0.2...	3.55e4	63.9	NO

Dataset: F:\Projects\PFAS.PRO\Results\180825M1\IIS.qld

Last Altered: Sunday, August 26, 2018 13:41:25 Pacific Daylight Time
Printed: Sunday, August 26, 2018 13:41:48 Pacific Daylight Time

Name: 180825M1_43, Date: 25-Aug-2018, Time: 20:57:48, ID: 1802094-10 SA-PZ171I-20180727 0.25964, Description: SA-PZ171I-20180727

	#	Name	ID	Area	%Rec	Area Out
1	1	13C4-PFBA	1802094-10 SA-PZ171I-20180727 0.25...	1.55e4	61.4	NO
2	2	13C5-PFHxA	1802094-10 SA-PZ171I-20180727 0.25...	3.28e4	60.5	NO
3	3	13C3-PFHxS	1802094-10 SA-PZ171I-20180727 0.25...	4.70e3	76.3	NO
4	4	13C8-PFOA	1802094-10 SA-PZ171I-20180727 0.25...	3.68e4	64.0	NO
5	5	13C9-PFNA	1802094-10 SA-PZ171I-20180727 0.25...	2.71e4	55.0	NO
6	6	13C4-PFOS	1802094-10 SA-PZ171I-20180727 0.25...	5.15e3	75.7	NO
7	7	13C6-PFDA	1802094-10 SA-PZ171I-20180727 0.25...	3.38e4	66.7	NO
8	8	13C7-PFUdA	1802094-10 SA-PZ171I-20180727 0.25...	3.21e4	57.8	NO

Name: 180825M1_44, Date: 25-Aug-2018, Time: 21:08:27, ID: 1802094-11 SA-SW201-20180727 0.10591, Description: SA-SW201-20180727

	#	Name	ID	Area	%Rec	Area Out
1	1	13C4-PFBA	1802094-11 SA-SW201-20180727 0.10...	1.63e4	64.6	NO
2	2	13C5-PFHxA	1802094-11 SA-SW201-20180727 0.10...	3.27e4	60.4	NO
3	3	13C3-PFHxS	1802094-11 SA-SW201-20180727 0.10...	4.47e3	72.5	NO
4	4	13C8-PFOA	1802094-11 SA-SW201-20180727 0.10...	3.33e4	57.8	NO
5	5	13C9-PFNA	1802094-11 SA-SW201-20180727 0.10...	2.90e4	58.8	NO
6	6	13C4-PFOS	1802094-11 SA-SW201-20180727 0.10...	5.23e3	77.0	NO
7	7	13C6-PFDA	1802094-11 SA-SW201-20180727 0.10...	3.22e4	63.5	NO
8	8	13C7-PFUdA	1802094-11 SA-SW201-20180727 0.10...	3.49e4	62.9	NO

Name: 180825M1_45, Date: 25-Aug-2018, Time: 21:19:05, ID: 1802094-12 SA-SW204-20180727 0.10977, Description: SA-SW204-20180727

	#	Name	ID	Area	%Rec	Area Out
1	1	13C4-PFBA	1802094-12 SA-SW204-20180727 0.10...	1.61e4	63.6	NO
2	2	13C5-PFHxA	1802094-12 SA-SW204-20180727 0.10...	3.24e4	59.9	NO
3	3	13C3-PFHxS	1802094-12 SA-SW204-20180727 0.10...	4.26e3	69.1	NO
4	4	13C8-PFOA	1802094-12 SA-SW204-20180727 0.10...	3.33e4	58.0	NO
5	5	13C9-PFNA	1802094-12 SA-SW204-20180727 0.10...	3.17e4	64.3	NO
6	6	13C4-PFOS	1802094-12 SA-SW204-20180727 0.10...	5.07e3	74.5	NO
7	7	13C6-PFDA	1802094-12 SA-SW204-20180727 0.10...	3.31e4	65.3	NO
8	8	13C7-PFUdA	1802094-12 SA-SW204-20180727 0.10...	3.72e4	67.0	NO

Name: 180825M1_46, Date: 25-Aug-2018, Time: 21:29:38, ID: 1802094-13 SA-SW301-20180727 0.10413, Description: SA-SW301-20180727

	#	Name	ID	Area	%Rec	Area Out
1	1	13C4-PFBA	1802094-13 SA-SW301-20180727 0.10...	1.61e4	63.7	NO
2	2	13C5-PFHxA	1802094-13 SA-SW301-20180727 0.10...	3.20e4	59.1	NO
3	3	13C3-PFHxS	1802094-13 SA-SW301-20180727 0.10...	4.19e3	68.0	NO
4	4	13C8-PFOA	1802094-13 SA-SW301-20180727 0.10...	3.63e4	63.0	NO
5	5	13C9-PFNA	1802094-13 SA-SW301-20180727 0.10...	3.24e4	65.8	NO
6	6	13C4-PFOS	1802094-13 SA-SW301-20180727 0.10...	4.46e3	65.6	NO
7	7	13C6-PFDA	1802094-13 SA-SW301-20180727 0.10...	3.31e4	65.3	NO
8	8	13C7-PFUdA	1802094-13 SA-SW301-20180727 0.10...	3.78e4	68.0	NO

Dataset: F:\Projects\PFAS.PRO\Results\180825M1\IIS.qld

Last Altered: Sunday, August 26, 2018 13:41:25 Pacific Daylight Time
Printed: Sunday, August 26, 2018 13:41:48 Pacific Daylight Time

Name: 180825M1_47, Date: 25-Aug-2018, Time: 21:40:09, ID: 1802094-14 EB01-072618 0.11489, Description: EB01-072618

	#	Name	ID	Area	%Rec	Area Out
1	1	13C4-PFBA	1802094-14 EB01-072618 0.11489	1.81e4	71.7	NO
2	2	13C5-PFHxA	1802094-14 EB01-072618 0.11489	3.74e4	69.0	NO
3	3	13C3-PFHxS	1802094-14 EB01-072618 0.11489	4.91e3	79.6	NO
4	4	13C8-PFOA	1802094-14 EB01-072618 0.11489	4.08e4	71.0	NO
5	5	13C9-PFNA	1802094-14 EB01-072618 0.11489	3.79e4	76.8	NO
6	6	13C4-PFOS	1802094-14 EB01-072618 0.11489	5.67e3	83.4	NO
7	7	13C6-PFDA	1802094-14 EB01-072618 0.11489	3.76e4	74.2	NO
8	8	13C7-PFUdA	1802094-14 EB01-072618 0.11489	4.43e4	79.8	NO

Name: 180825M1_48, Date: 25-Aug-2018, Time: 21:50:47, ID: 1802094-15 FRB01-072618 0.11916, Description: FRB01-072618

	#	Name	ID	Area	%Rec	Area Out
1	1	13C4-PFBA	1802094-15 FRB01-072618 0.11916	1.50e4	59.3	NO
2	2	13C5-PFHxA	1802094-15 FRB01-072618 0.11916	3.09e4	57.0	NO
3	3	13C3-PFHxS	1802094-15 FRB01-072618 0.11916	4.57e3	74.1	NO
4	4	13C8-PFOA	1802094-15 FRB01-072618 0.11916	3.47e4	60.2	NO
5	5	13C9-PFNA	1802094-15 FRB01-072618 0.11916	3.08e4	62.5	NO
6	6	13C4-PFOS	1802094-15 FRB01-072618 0.11916	5.36e3	78.8	NO
7	7	13C6-PFDA	1802094-15 FRB01-072618 0.11916	3.24e4	63.9	NO
8	8	13C7-PFUdA	1802094-15 FRB01-072618 0.11916	3.77e4	67.9	NO

Name: 180825M1_49, Date: 25-Aug-2018, Time: 22:01:21, ID: 1802094-16 GW01-072618 0.25129, Description: GW01-072618

	#	Name	ID	Area	%Rec	Area Out
1	1	13C4-PFBA	1802094-16 GW01-072618 0.25129	1.63e4	64.6	NO
2	2	13C5-PFHxA	1802094-16 GW01-072618 0.25129	3.24e4	59.9	NO
3	3	13C3-PFHxS	1802094-16 GW01-072618 0.25129	4.20e3	68.1	NO
4	4	13C8-PFOA	1802094-16 GW01-072618 0.25129	3.68e4	64.0	NO
5	5	13C9-PFNA	1802094-16 GW01-072618 0.25129	3.24e4	65.8	NO
6	6	13C4-PFOS	1802094-16 GW01-072618 0.25129	5.03e3	74.0	NO
7	7	13C6-PFDA	1802094-16 GW01-072618 0.25129	3.35e4	66.2	NO
8	8	13C7-PFUdA	1802094-16 GW01-072618 0.25129	2.99e4	53.8	NO

Name: 180825M1_50, Date: 25-Aug-2018, Time: 22:11:59, ID: 1802094-17 SA-DUP-01-20180726 0.2609, Description: SA-DUP-01-20180726

	#	Name	ID	Area	%Rec	Area Out
1	1	13C4-PFBA	1802094-17 SA-DUP-01-20180726 0.2...	1.41e4	55.7	NO
2	2	13C5-PFHxA	1802094-17 SA-DUP-01-20180726 0.2...	2.91e4	53.7	NO
3	3	13C3-PFHxS	1802094-17 SA-DUP-01-20180726 0.2...	4.23e3	68.6	NO
4	4	13C8-PFOA	1802094-17 SA-DUP-01-20180726 0.2...	3.26e4	56.7	NO
5	5	13C9-PFNA	1802094-17 SA-DUP-01-20180726 0.2...	2.71e4	55.0	NO
6	6	13C4-PFOS	1802094-17 SA-DUP-01-20180726 0.2...	4.38e3	64.4	NO
7	7	13C6-PFDA	1802094-17 SA-DUP-01-20180726 0.2...	3.04e4	60.0	NO
8	8	13C7-PFUdA	1802094-17 SA-DUP-01-20180726 0.2...	3.25e4	58.5	NO

Dataset: F:\Projects\PFAS.PRO\Results\180825M1\IIS.qld

Last Altered: Sunday, August 26, 2018 13:41:25 Pacific Daylight Time
Printed: Sunday, August 26, 2018 13:41:48 Pacific Daylight Time

Name: 180825M1_51, Date: 25-Aug-2018, Time: 22:22:37, ID: 1802094-18 EB02-072718 0.11695, Description: EB02-072718

	#	Name	ID	Area	%Rec	Area Out
1	1	13C4-PFBA	1802094-18 EB02-072718 0.11695	1.65e4	65.5	NO
2	2	13C5-PFHxA	1802094-18 EB02-072718 0.11695	3.32e4	61.3	NO
3	3	13C3-PFHxS	1802094-18 EB02-072718 0.11695	4.56e3	73.9	NO
4	4	13C8-PFOA	1802094-18 EB02-072718 0.11695	3.46e4	60.2	NO
5	5	13C9-PFNA	1802094-18 EB02-072718 0.11695	3.20e4	65.0	NO
6	6	13C4-PFOS	1802094-18 EB02-072718 0.11695	5.02e3	73.8	NO
7	7	13C6-PFDA	1802094-18 EB02-072718 0.11695	3.32e4	65.6	NO
8	8	13C7-PFUdA	1802094-18 EB02-072718 0.11695	3.66e4	65.9	NO

Name: 180825M1_52, Date: 25-Aug-2018, Time: 22:33:11, ID: 1802094-19 FRB02-072718 0.11299, Description: FRB02-072718

	#	Name	ID	Area	%Rec	Area Out
1	1	13C4-PFBA	1802094-19 FRB02-072718 0.11299	4.67e4	184.9	YES
2	2	13C5-PFHxA	1802094-19 FRB02-072718 0.11299	9.87e4	182.2	YES
3	3	13C3-PFHxS	1802094-19 FRB02-072718 0.11299	1.33e4	215.1	YES
4	4	13C8-PFOA	1802094-19 FRB02-072718 0.11299	1.00e5	174.6	YES
5	5	13C9-PFNA	1802094-19 FRB02-072718 0.11299	8.89e4	180.5	YES
6	6	13C4-PFOS	1802094-19 FRB02-072718 0.11299	1.47e4	216.4	YES
7	7	13C6-PFDA	1802094-19 FRB02-072718 0.11299	9.06e4	178.8	YES
8	8	13C7-PFUdA	1802094-19 FRB02-072718 0.11299	1.02e5	182.7	YES

Name: 180825M1_53, Date: 25-Aug-2018, Time: 22:43:49, ID: B8H0064-BS1 OPR 0.25, Description: OPR

	#	Name	ID	Area	%Rec	Area Out
1	1	13C4-PFBA	B8H0064-BS1 OPR 0.25	2.10e4	83.2	NO
2	2	13C5-PFHxA	B8H0064-BS1 OPR 0.25	4.29e4	79.2	NO
3	3	13C3-PFHxS	B8H0064-BS1 OPR 0.25	6.22e3	100.8	NO
4	4	13C8-PFOA	B8H0064-BS1 OPR 0.25	4.91e4	85.4	NO
5	5	13C9-PFNA	B8H0064-BS1 OPR 0.25	4.52e4	91.6	NO
6	6	13C4-PFOS	B8H0064-BS1 OPR 0.25	6.77e3	99.5	NO
7	7	13C6-PFDA	B8H0064-BS1 OPR 0.25	4.66e4	91.8	NO
8	8	13C7-PFUdA	B8H0064-BS1 OPR 0.25	5.03e4	90.5	NO

Name: 180825M1_54, Date: 25-Aug-2018, Time: 22:54:22, ID: B8H0064-BLK1 Method Blank 0.25, Description: Method Blank

	#	Name	ID	Area	%Rec	Area Out
1	1	13C4-PFBA	B8H0064-BLK1 Method Blank 0.25	2.30e4	90.9	NO
2	2	13C5-PFHxA	B8H0064-BLK1 Method Blank 0.25	4.62e4	85.3	NO
3	3	13C3-PFHxS	B8H0064-BLK1 Method Blank 0.25	6.64e3	107.6	NO
4	4	13C8-PFOA	B8H0064-BLK1 Method Blank 0.25	5.43e4	94.4	NO
5	5	13C9-PFNA	B8H0064-BLK1 Method Blank 0.25	4.61e4	93.5	NO
6	6	13C4-PFOS	B8H0064-BLK1 Method Blank 0.25	7.30e3	107.3	NO
7	7	13C6-PFDA	B8H0064-BLK1 Method Blank 0.25	5.01e4	98.8	NO
8	8	13C7-PFUdA	B8H0064-BLK1 Method Blank 0.25	5.39e4	97.0	NO

Dataset: F:\Projects\PFAS.PRO\Results\180825M1\IIS.qld

Last Altered: Sunday, August 26, 2018 13:41:25 Pacific Daylight Time
Printed: Sunday, August 26, 2018 13:41:48 Pacific Daylight Time

Name: 180825M1_55, Date: 25-Aug-2018, Time: 23:05:01, ID: B8H0064-MS1 Matrix Spike 0.25286, Description: Matrix Spike

	#	Name	ID	Area	%Rec	Area Out
1	1	13C4-PFBA	B8H0064-MS1 Matrix Spike 0.25286	2.64e4	104.5	NO
2	2	13C5-PFHxA	B8H0064-MS1 Matrix Spike 0.25286	4.92e4	90.8	NO
3	3	13C3-PFHxS	B8H0064-MS1 Matrix Spike 0.25286	6.69e3	108.5	NO
4	4	13C8-PFOA	B8H0064-MS1 Matrix Spike 0.25286	5.61e4	97.5	NO
5	5	13C9-PFNA	B8H0064-MS1 Matrix Spike 0.25286	5.05e4	102.5	NO
6	6	13C4-PFOS	B8H0064-MS1 Matrix Spike 0.25286	7.56e3	111.2	NO
7	7	13C6-PFDA	B8H0064-MS1 Matrix Spike 0.25286	5.14e4	101.4	NO
8	8	13C7-PFUdA	B8H0064-MS1 Matrix Spike 0.25286	5.65e4	101.8	NO

Name: 180825M1_56, Date: 25-Aug-2018, Time: 23:15:33, ID: B8H0064-MSD1 Matrix Spike Dup 0.24917, Description: Matrix Spike Dup

	#	Name	ID	Area	%Rec	Area Out
1	1	13C4-PFBA	B8H0064-MSD1 Matrix Spike Dup 0.249...	2.33e4	92.2	NO
2	2	13C5-PFHxA	B8H0064-MSD1 Matrix Spike Dup 0.249...	4.50e4	83.0	NO
3	3	13C3-PFHxS	B8H0064-MSD1 Matrix Spike Dup 0.249...	6.30e3	102.2	NO
4	4	13C8-PFOA	B8H0064-MSD1 Matrix Spike Dup 0.249...	4.84e4	84.2	NO
5	5	13C9-PFNA	B8H0064-MSD1 Matrix Spike Dup 0.249...	4.41e4	89.6	NO
6	6	13C4-PFOS	B8H0064-MSD1 Matrix Spike Dup 0.249...	7.09e3	104.3	NO
7	7	13C6-PFDA	B8H0064-MSD1 Matrix Spike Dup 0.249...	4.81e4	94.9	NO
8	8	13C7-PFUdA	B8H0064-MSD1 Matrix Spike Dup 0.249...	5.32e4	95.8	NO

Name: 180825M1_57, Date: 25-Aug-2018, Time: 23:26:12, ID: 1802154-01RE1 WE13-GW-TANK1-IDW-072918 0.24851, Description: WE13-GW-TANK1-IDW-072918

	#	Name	ID	Area	%Rec	Area Out
1	1	13C4-PFBA	1802154-01RE1 WE13-GW-TANK1-ID...	2.85e4	113.0	NO
2	2	13C5-PFHxA	1802154-01RE1 WE13-GW-TANK1-ID...	5.55e4	102.6	NO
3	3	13C3-PFHxS	1802154-01RE1 WE13-GW-TANK1-ID...	6.88e3	111.5	NO
4	4	13C8-PFOA	1802154-01RE1 WE13-GW-TANK1-ID...	6.04e4	105.0	NO
5	5	13C9-PFNA	1802154-01RE1 WE13-GW-TANK1-ID...	5.37e4	108.9	NO
6	6	13C4-PFOS	1802154-01RE1 WE13-GW-TANK1-ID...	8.29e3	121.8	NO
7	7	13C6-PFDA	1802154-01RE1 WE13-GW-TANK1-ID...	5.68e4	112.1	NO
8	8	13C7-PFUdA	1802154-01RE1 WE13-GW-TANK1-ID...	6.03e4	108.6	NO

Name: 180825M1_58, Date: 25-Aug-2018, Time: 23:36:50, ID: 1802154-02RE1 WE13-GW-TANK2-IDW-072918 0.24806, Description: WE13-GW-TANK2-IDW-072918

	#	Name	ID	Area	%Rec	Area Out
1	1	13C4-PFBA	1802154-02RE1 WE13-GW-TANK2-ID...	3.21e4	127.2	NO
2	2	13C5-PFHxA	1802154-02RE1 WE13-GW-TANK2-ID...	6.15e4	113.6	NO
3	3	13C3-PFHxS	1802154-02RE1 WE13-GW-TANK2-ID...	8.27e3	134.2	NO
4	4	13C8-PFOA	1802154-02RE1 WE13-GW-TANK2-ID...	6.79e4	118.0	NO
5	5	13C9-PFNA	1802154-02RE1 WE13-GW-TANK2-ID...	6.23e4	126.4	NO
6	6	13C4-PFOS	1802154-02RE1 WE13-GW-TANK2-ID...	8.93e3	131.3	NO
7	7	13C6-PFDA	1802154-02RE1 WE13-GW-TANK2-ID...	6.14e4	121.1	NO
8	8	13C7-PFUdA	1802154-02RE1 WE13-GW-TANK2-ID...	6.59e4	118.6	NO

Dataset: F:\Projects\PFAS.PRO\Results\180825M1\IIS.qld

Last Altered: Sunday, August 26, 2018 13:41:25 Pacific Daylight Time
Printed: Sunday, August 26, 2018 13:41:48 Pacific Daylight Time

Name: 180825M1_59, Date: 25-Aug-2018, Time: 23:47:23, ID: 1802154-03RE1 EB03-WE13-GW-IDW-072918 0.2552, Description: EB03-WE13-GW-IDW-072918

	#	Name	ID	Area	%Rec	Area Out
1	1	13C4-PFBA	1802154-03RE1 EB03-WE13-GW-IDW-...	2.87e4	113.8	NO
2	2	13C5-PFHxA	1802154-03RE1 EB03-WE13-GW-IDW-...	5.50e4	101.5	NO
3	3	13C3-PFHxS	1802154-03RE1 EB03-WE13-GW-IDW-...	7.98e3	129.4	NO
4	4	13C8-PFOA	1802154-03RE1 EB03-WE13-GW-IDW-...	5.69e4	98.9	NO
5	5	13C9-PFNA	1802154-03RE1 EB03-WE13-GW-IDW-...	5.27e4	106.9	NO
6	6	13C4-PFOS	1802154-03RE1 EB03-WE13-GW-IDW-...	8.77e3	128.9	NO
7	7	13C6-PFDA	1802154-03RE1 EB03-WE13-GW-IDW-...	5.53e4	109.1	NO
8	8	13C7-PFUdA	1802154-03RE1 EB03-WE13-GW-IDW-...	6.02e4	108.3	NO

Name: 180825M1_60, Date: 25-Aug-2018, Time: 23:58:01, ID: 1802155-01RE1 FRB03-WE13-GW-IDW-072918 0.25067, Description: FRB03-WE13-GW-IDW-072918

	#	Name	ID	Area	%Rec	Area Out
1	1	13C4-PFBA	1802155-01RE1 FRB03-WE13-GW-ID...	2.49e4	98.8	NO
2	2	13C5-PFHxA	1802155-01RE1 FRB03-WE13-GW-ID...	4.86e4	89.8	NO
3	3	13C3-PFHxS	1802155-01RE1 FRB03-WE13-GW-ID...	7.35e3	119.1	NO
4	4	13C8-PFOA	1802155-01RE1 FRB03-WE13-GW-ID...	5.67e4	98.6	NO
5	5	13C9-PFNA	1802155-01RE1 FRB03-WE13-GW-ID...	5.24e4	106.3	NO
6	6	13C4-PFOS	1802155-01RE1 FRB03-WE13-GW-ID...	7.71e3	113.3	NO
7	7	13C6-PFDA	1802155-01RE1 FRB03-WE13-GW-ID...	5.18e4	102.2	NO
8	8	13C7-PFUdA	1802155-01RE1 FRB03-WE13-GW-ID...	5.80e4	104.4	NO

Name: 180825M1_61, Date: 26-Aug-2018, Time: 00:08:34, ID: IPA, Description: IPA

	#	Name	ID	Area	%Rec	Area Out
1	1	13C4-PFBA	IPA			NO
2	2	13C5-PFHxA	IPA	5.87e0	0.0	YES
3	3	13C3-PFHxS	IPA			NO
4	4	13C8-PFOA	IPA	1.01e1	0.0	YES
5	5	13C9-PFNA	IPA	9.89e0	0.0	YES
6	6	13C4-PFOS	IPA			NO
7	7	13C6-PFDA	IPA			NO
8	8	13C7-PFUdA	IPA			NO

Name: 180825M1_62, Date: 26-Aug-2018, Time: 00:19:12, ID: ST180825M1-13 PFC CS3 18H2107, Description: PFC CS3 18H2107

	#	Name	ID	Area	%Rec	Area Out
1	1	13C4-PFBA	ST180825M1-13 PFC CS3 18H2107	2.84e4	112.7	NO
2	2	13C5-PFHxA	ST180825M1-13 PFC CS3 18H2107	6.39e4	118.0	NO
3	3	13C3-PFHxS	ST180825M1-13 PFC CS3 18H2107	7.28e3	118.0	NO
4	4	13C8-PFOA	ST180825M1-13 PFC CS3 18H2107	6.82e4	118.5	NO
5	5	13C9-PFNA	ST180825M1-13 PFC CS3 18H2107	5.95e4	120.8	NO
6	6	13C4-PFOS	ST180825M1-13 PFC CS3 18H2107	8.20e3	120.6	NO
7	7	13C6-PFDA	ST180825M1-13 PFC CS3 18H2107	5.89e4	116.2	NO
8	8	13C7-PFUdA	ST180825M1-13 PFC CS3 18H2107	6.50e4	117.0	NO

Dataset: F:\Projects\PFAS.PRO\Results\180825M1\IIS.qld

Last Altered: Sunday, August 26, 2018 13:41:25 Pacific Daylight Time
Printed: Sunday, August 26, 2018 13:41:48 Pacific Daylight Time

Name: 180825M1_63, Date: 26-Aug-2018, Time: 00:29:46, ID: ST180825M1-14 PFC CS0 18H2104, Description: PFC CS0 18H2104

	#	Name	ID	Area	%Rec	Area Out
1	1	13C4-PFBA	ST180825M1-14 PFC CS0 18H2104	2.42e4	95.7	NO
2	2	13C5-PFHxA	ST180825M1-14 PFC CS0 18H2104	5.93e4	109.6	NO
3	3	13C3-PFHxS	ST180825M1-14 PFC CS0 18H2104	6.95e3	112.7	NO
4	4	13C8-PFOA	ST180825M1-14 PFC CS0 18H2104	6.30e4	109.5	NO
5	5	13C9-PFNA	ST180825M1-14 PFC CS0 18H2104	5.50e4	111.7	NO
6	6	13C4-PFOS	ST180825M1-14 PFC CS0 18H2104	7.42e3	109.0	NO
7	7	13C6-PFDA	ST180825M1-14 PFC CS0 18H2104	5.54e4	109.3	NO
8	8	13C7-PFUdA	ST180825M1-14 PFC CS0 18H2104	6.22e4	112.0	NO

Name: 180825M1_64, Date: 26-Aug-2018, Time: 00:40:24, ID: 1802168-01RE1 SW-DP02-20180730 0.11765, Description: SW-DP02-20180730

	#	Name	ID	Area	%Rec	Area Out
1	1	13C4-PFBA	1802168-01RE1 SW-DP02-20180730 0...	2.76e4	109.5	NO
2	2	13C5-PFHxA	1802168-01RE1 SW-DP02-20180730 0...	5.39e4	99.5	NO
3	3	13C3-PFHxS	1802168-01RE1 SW-DP02-20180730 0...	8.28e3	134.3	NO
4	4	13C8-PFOA	1802168-01RE1 SW-DP02-20180730 0...	6.02e4	104.7	NO
5	5	13C9-PFNA	1802168-01RE1 SW-DP02-20180730 0...	5.82e4	118.2	NO
6	6	13C4-PFOS	1802168-01RE1 SW-DP02-20180730 0...	9.17e3	134.9	NO
7	7	13C6-PFDA	1802168-01RE1 SW-DP02-20180730 0...	6.12e4	120.7	NO
8	8	13C7-PFUdA	1802168-01RE1 SW-DP02-20180730 0...	6.35e4	114.2	NO

Name: 180825M1_65, Date: 26-Aug-2018, Time: 00:50:56, ID: 1802168-02RE1 SW-DP01-20180730 0.11655, Description: SW-DP01-20180730

	#	Name	ID	Area	%Rec	Area Out
1	1	13C4-PFBA	1802168-02RE1 SW-DP01-20180730 0...	2.37e4	93.8	NO
2	2	13C5-PFHxA	1802168-02RE1 SW-DP01-20180730 0...	4.67e4	86.3	NO
3	3	13C3-PFHxS	1802168-02RE1 SW-DP01-20180730 0...	6.73e3	109.2	NO
4	4	13C8-PFOA	1802168-02RE1 SW-DP01-20180730 0...	5.49e4	95.4	NO
5	5	13C9-PFNA	1802168-02RE1 SW-DP01-20180730 0...	4.63e4	93.9	NO
6	6	13C4-PFOS	1802168-02RE1 SW-DP01-20180730 0...	7.66e3	112.7	NO
7	7	13C6-PFDA	1802168-02RE1 SW-DP01-20180730 0...	4.91e4	96.8	NO
8	8	13C7-PFUdA	1802168-02RE1 SW-DP01-20180730 0...	5.33e4	95.9	NO

Name: 180825M1_66, Date: 26-Aug-2018, Time: 01:01:35, ID: 1802168-03RE1 FRB04-073018 0.11884, Description: FRB04-073018

	#	Name	ID	Area	%Rec	Area Out
1	1	13C4-PFBA	1802168-03RE1 FRB04-073018 0.11884	2.47e4	97.7	NO
2	2	13C5-PFHxA	1802168-03RE1 FRB04-073018 0.11884	4.84e4	89.4	NO
3	3	13C3-PFHxS	1802168-03RE1 FRB04-073018 0.11884	6.75e3	109.4	NO
4	4	13C8-PFOA	1802168-03RE1 FRB04-073018 0.11884	5.36e4	93.2	NO
5	5	13C9-PFNA	1802168-03RE1 FRB04-073018 0.11884	5.03e4	102.0	NO
6	6	13C4-PFOS	1802168-03RE1 FRB04-073018 0.11884	7.40e3	108.7	NO
7	7	13C6-PFDA	1802168-03RE1 FRB04-073018 0.11884	5.00e4	98.7	NO
8	8	13C7-PFUdA	1802168-03RE1 FRB04-073018 0.11884	5.56e4	100.0	NO

Dataset: F:\Projects\PFAS.PRO\Results\180825M1\IIS.qld

Last Altered: Sunday, August 26, 2018 13:41:25 Pacific Daylight Time
Printed: Sunday, August 26, 2018 13:41:48 Pacific Daylight Time

Name: 180825M1_67, Date: 26-Aug-2018, Time: 01:12:13, ID: 1802168-04RE1 EB-073018 0.12041, Description: EB-073018

	#	Name	ID	Area	%Rec	Area Out
1	1	13C4-PFBA	1802168-04RE1 EB-073018 0.12041	2.22e4	88.0	NO
2	2	13C5-PFHxA	1802168-04RE1 EB-073018 0.12041	4.40e4	81.2	NO
3	3	13C3-PFHxS	1802168-04RE1 EB-073018 0.12041	6.67e3	108.2	NO
4	4	13C8-PFOA	1802168-04RE1 EB-073018 0.12041	4.95e4	86.1	NO
5	5	13C9-PFNA	1802168-04RE1 EB-073018 0.12041	4.48e4	91.0	NO
6	6	13C4-PFOS	1802168-04RE1 EB-073018 0.12041	7.19e3	105.8	NO
7	7	13C6-PFDA	1802168-04RE1 EB-073018 0.12041	4.66e4	91.9	NO
8	8	13C7-PFUdA	1802168-04RE1 EB-073018 0.12041	5.16e4	92.8	NO

Name: 180825M1_68, Date: 26-Aug-2018, Time: 01:22:46, ID: 1802168-05RE1 GW01-20180730 0.25683, Description: GW01-20180730

	#	Name	ID	Area	%Rec	Area Out
1	1	13C4-PFBA	1802168-05RE1 GW01-20180730 0.25...	1.98e4	78.6	NO
2	2	13C5-PFHxA	1802168-05RE1 GW01-20180730 0.25...	3.80e4	70.2	NO
3	3	13C3-PFHxS	1802168-05RE1 GW01-20180730 0.25...	6.00e3	97.4	NO
4	4	13C8-PFOA	1802168-05RE1 GW01-20180730 0.25...	4.38e4	76.1	NO
5	5	13C9-PFNA	1802168-05RE1 GW01-20180730 0.25...	3.71e4	75.3	NO
6	6	13C4-PFOS	1802168-05RE1 GW01-20180730 0.25...	6.52e3	95.9	NO
7	7	13C6-PFDA	1802168-05RE1 GW01-20180730 0.25...	4.18e4	82.4	NO
8	8	13C7-PFUdA	1802168-05RE1 GW01-20180730 0.25...	4.79e4	86.2	NO

Name: 180825M1_69, Date: 26-Aug-2018, Time: 01:33:24, ID: 1802168-06RE1 FT-PZ458I-20180730 0.25383, Description: FT-PZ458I-20180730

	#	Name	ID	Area	%Rec	Area Out
1	1	13C4-PFBA	1802168-06RE1 FT-PZ458I-20180730 ...	2.05e4	81.1	NO
2	2	13C5-PFHxA	1802168-06RE1 FT-PZ458I-20180730 ...	3.87e4	71.5	NO
3	3	13C3-PFHxS	1802168-06RE1 FT-PZ458I-20180730 ...	5.86e3	95.0	NO
4	4	13C8-PFOA	1802168-06RE1 FT-PZ458I-20180730 ...	4.46e4	77.6	NO
5	5	13C9-PFNA	1802168-06RE1 FT-PZ458I-20180730 ...	3.66e4	74.4	NO
6	6	13C4-PFOS	1802168-06RE1 FT-PZ458I-20180730 ...	6.10e3	89.7	NO
7	7	13C6-PFDA	1802168-06RE1 FT-PZ458I-20180730 ...	4.25e4	83.8	NO
8	8	13C7-PFUdA	1802168-06RE1 FT-PZ458I-20180730 ...	4.84e4	87.1	NO

Name: 180825M1_70, Date: 26-Aug-2018, Time: 01:43:56, ID: 1802168-07RE1 FT-PZ460I-20180730 0.25076, Description: FT-PZ460I-20180730

	#	Name	ID	Area	%Rec	Area Out
1	1	13C4-PFBA	1802168-07RE1 FT-PZ460I-20180730 ...	2.83e4	112.1	NO
2	2	13C5-PFHxA	1802168-07RE1 FT-PZ460I-20180730 ...	5.47e4	101.0	NO
3	3	13C3-PFHxS	1802168-07RE1 FT-PZ460I-20180730 ...	7.65e3	124.1	NO
4	4	13C8-PFOA	1802168-07RE1 FT-PZ460I-20180730 ...	6.07e4	105.5	NO
5	5	13C9-PFNA	1802168-07RE1 FT-PZ460I-20180730 ...	5.41e4	109.8	NO
6	6	13C4-PFOS	1802168-07RE1 FT-PZ460I-20180730 ...	8.48e3	124.7	NO
7	7	13C6-PFDA	1802168-07RE1 FT-PZ460I-20180730 ...	5.74e4	113.3	NO
8	8	13C7-PFUdA	1802168-07RE1 FT-PZ460I-20180730 ...	6.14e4	110.5	NO

Dataset: F:\Projects\PFAS.PRO\Results\180825M1\IIS.qld

Last Altered: Sunday, August 26, 2018 13:41:25 Pacific Daylight Time
Printed: Sunday, August 26, 2018 13:41:48 Pacific Daylight Time

Name: 180825M1_71, Date: 26-Aug-2018, Time: 01:54:35, ID: 1802168-08RE1 FT-PZ461I-20180730 0.25268, Description: FT-PZ461I-20180730

	#	Name	ID	Area	%Rec	Area Out
1	1	13C4-PFBA	1802168-08RE1 FT-PZ461I-20180730 ...	2.13e4	84.2	NO
2	2	13C5-PFHxA	1802168-08RE1 FT-PZ461I-20180730 ...	4.15e4	76.6	NO
3	3	13C3-PFHxS	1802168-08RE1 FT-PZ461I-20180730 ...	6.32e3	102.5	NO
4	4	13C8-PFOA	1802168-08RE1 FT-PZ461I-20180730 ...	4.83e4	84.0	NO
5	5	13C9-PFNA	1802168-08RE1 FT-PZ461I-20180730 ...	3.25e4	65.9	NO
6	6	13C4-PFOS	1802168-08RE1 FT-PZ461I-20180730 ...	6.91e3	101.6	NO
7	7	13C6-PFDA	1802168-08RE1 FT-PZ461I-20180730 ...	4.73e4	93.3	NO
8	8	13C7-PFUdA	1802168-08RE1 FT-PZ461I-20180730 ...	5.22e4	93.9	NO

Name: 180825M1_72, Date: 26-Aug-2018, Time: 02:05:13, ID: 1802168-09RE1 FT-PZ463I-20180730 0.1138, Description: FT-PZ463I-20180730

	#	Name	ID	Area	%Rec	Area Out
1	1	13C4-PFBA	1802168-09RE1 FT-PZ463I-20180730 ...	2.87e4	113.7	NO
2	2	13C5-PFHxA	1802168-09RE1 FT-PZ463I-20180730 ...	5.56e4	102.7	NO
3	3	13C3-PFHxS	1802168-09RE1 FT-PZ463I-20180730 ...	7.76e3	125.8	NO
4	4	13C8-PFOA	1802168-09RE1 FT-PZ463I-20180730 ...	6.50e4	112.9	NO
5	5	13C9-PFNA	1802168-09RE1 FT-PZ463I-20180730 ...	5.77e4	117.1	NO
6	6	13C4-PFOS	1802168-09RE1 FT-PZ463I-20180730 ...	9.10e3	133.8	NO
7	7	13C6-PFDA	1802168-09RE1 FT-PZ463I-20180730 ...	6.10e4	120.3	NO
8	8	13C7-PFUdA	1802168-09RE1 FT-PZ463I-20180730 ...	6.53e4	117.5	NO

Name: 180825M1_73, Date: 26-Aug-2018, Time: 02:15:45, ID: 1802168-10RE1 FT-PZ464I-20180730 0.25347, Description: FT-PZ464I-20180730

	#	Name	ID	Area	%Rec	Area Out
1	1	13C4-PFBA	1802168-10RE1 FT-PZ464I-20180730 ...	2.58e4	102.2	NO
2	2	13C5-PFHxA	1802168-10RE1 FT-PZ464I-20180730 ...	4.97e4	91.7	NO
3	3	13C3-PFHxS	1802168-10RE1 FT-PZ464I-20180730 ...	7.36e3	119.3	NO
4	4	13C8-PFOA	1802168-10RE1 FT-PZ464I-20180730 ...	5.70e4	99.0	NO
5	5	13C9-PFNA	1802168-10RE1 FT-PZ464I-20180730 ...	5.40e4	109.6	NO
6	6	13C4-PFOS	1802168-10RE1 FT-PZ464I-20180730 ...	7.98e3	117.3	NO
7	7	13C6-PFDA	1802168-10RE1 FT-PZ464I-20180730 ...	5.68e4	112.0	NO
8	8	13C7-PFUdA	1802168-10RE1 FT-PZ464I-20180730 ...	6.11e4	110.0	NO

Name: 180825M1_74, Date: 26-Aug-2018, Time: 02:26:24, ID: 1802168-11RE1 FT-PZ464S-20180730 0.25671, Description: FT-PZ464S-20180730

	#	Name	ID	Area	%Rec	Area Out
1	1	13C4-PFBA	1802168-11RE1 FT-PZ464S-20180730 ...	2.52e4	99.8	NO
2	2	13C5-PFHxA	1802168-11RE1 FT-PZ464S-20180730 ...	4.79e4	88.5	NO
3	3	13C3-PFHxS	1802168-11RE1 FT-PZ464S-20180730 ...	6.53e3	105.9	NO
4	4	13C8-PFOA	1802168-11RE1 FT-PZ464S-20180730 ...	5.49e4	95.4	NO
5	5	13C9-PFNA	1802168-11RE1 FT-PZ464S-20180730 ...	4.84e4	98.2	NO
6	6	13C4-PFOS	1802168-11RE1 FT-PZ464S-20180730 ...	7.27e3	106.8	NO
7	7	13C6-PFDA	1802168-11RE1 FT-PZ464S-20180730 ...	4.87e4	96.2	NO
8	8	13C7-PFUdA	1802168-11RE1 FT-PZ464S-20180730 ...	5.49e4	98.9	NO

Dataset: F:\Projects\PFAS.PRO\Results\180825M1\IIS.qld

Last Altered: Sunday, August 26, 2018 13:41:25 Pacific Daylight Time
Printed: Sunday, August 26, 2018 13:41:48 Pacific Daylight Time

Name: 180825M1_75, Date: 26-Aug-2018, Time: 02:36:56, ID: 1802168-12RE1 FRB05-073118 0.11967, Description: FRB05-073118

	#	Name	ID	Area	%Rec	Area Out
1	1	13C4-PFBA	1802168-12RE1 FRB05-073118 0.11967	2.34e4	92.5	NO
2	2	13C5-PFHxA	1802168-12RE1 FRB05-073118 0.11967	4.60e4	85.0	NO
3	3	13C3-PFHxS	1802168-12RE1 FRB05-073118 0.11967	6.24e3	101.2	NO
4	4	13C8-PFOA	1802168-12RE1 FRB05-073118 0.11967	5.09e4	88.6	NO
5	5	13C9-PFNA	1802168-12RE1 FRB05-073118 0.11967	4.55e4	92.3	NO
6	6	13C4-PFOS	1802168-12RE1 FRB05-073118 0.11967	6.87e3	101.0	NO
7	7	13C6-PFDA	1802168-12RE1 FRB05-073118 0.11967	4.74e4	93.5	NO
8	8	13C7-PFUdA	1802168-12RE1 FRB05-073118 0.11967	4.96e4	89.3	NO

Name: 180825M1_76, Date: 26-Aug-2018, Time: 02:47:34, ID: 1802168-13RE1 EB05-073118 0.11727, Description: EB05-073118

	#	Name	ID	Area	%Rec	Area Out
1	1	13C4-PFBA	1802168-13RE1 EB05-073118 0.11727	2.70e4	107.1	NO
2	2	13C5-PFHxA	1802168-13RE1 EB05-073118 0.11727	5.14e4	94.8	NO
3	3	13C3-PFHxS	1802168-13RE1 EB05-073118 0.11727	7.30e3	118.3	NO
4	4	13C8-PFOA	1802168-13RE1 EB05-073118 0.11727	5.81e4	101.1	NO
5	5	13C9-PFNA	1802168-13RE1 EB05-073118 0.11727	5.38e4	109.2	NO
6	6	13C4-PFOS	1802168-13RE1 EB05-073118 0.11727	7.97e3	117.2	NO
7	7	13C6-PFDA	1802168-13RE1 EB05-073118 0.11727	5.63e4	111.1	NO
8	8	13C7-PFUdA	1802168-13RE1 EB05-073118 0.11727	6.20e4	111.7	NO

Name: 180825M1_77, Date: 26-Aug-2018, Time: 02:58:07, ID: IPA, Description: IPA

	#	Name	ID	Area	%Rec	Area Out
1	1	13C4-PFBA	IPA			NO
2	2	13C5-PFHxA	IPA			NO
3	3	13C3-PFHxS	IPA			NO
4	4	13C8-PFOA	IPA			NO
5	5	13C9-PFNA	IPA			NO
6	6	13C4-PFOS	IPA			NO
7	7	13C6-PFDA	IPA			NO
8	8	13C7-PFUdA	IPA	5.85e0	0.0	YES

Name: 180825M1_78, Date: 26-Aug-2018, Time: 03:08:45, ID: ST180825M1-15 PFC CS3 18H2107, Description: PFC CS3 18H2107

	#	Name	ID	Area	%Rec	Area Out
1	1	13C4-PFBA	ST180825M1-15 PFC CS3 18H2107	3.24e4	128.2	NO
2	2	13C5-PFHxA	ST180825M1-15 PFC CS3 18H2107	6.65e4	122.8	NO
3	3	13C3-PFHxS	ST180825M1-15 PFC CS3 18H2107	7.98e3	129.4	NO
4	4	13C8-PFOA	ST180825M1-15 PFC CS3 18H2107	7.13e4	123.9	NO
5	5	13C9-PFNA	ST180825M1-15 PFC CS3 18H2107	6.11e4	124.1	NO
6	6	13C4-PFOS	ST180825M1-15 PFC CS3 18H2107	8.86e3	130.2	NO
7	7	13C6-PFDA	ST180825M1-15 PFC CS3 18H2107	6.47e4	127.7	NO
8	8	13C7-PFUdA	ST180825M1-15 PFC CS3 18H2107	6.82e4	122.7	NO

Dataset: F:\Projects\PFAS.PRO\Results\180825M1\IIS.qld

Last Altered: Sunday, August 26, 2018 13:41:25 Pacific Daylight Time
Printed: Sunday, August 26, 2018 13:41:48 Pacific Daylight Time

Name: 180825M1_79, Date: 26-Aug-2018, Time: 03:19:17, ID: 1802168-14RE1 FT-GA10-20180731 0.11919, Description: FT-GA10-20180731

	#	Name	ID	Area	%Rec	Area Out
1	1	13C4-PFBA	1802168-14RE1 FT-GA10-20180731 0....	2.39e4	94.8	NO
2	2	13C5-PFHxA	1802168-14RE1 FT-GA10-20180731 0....	4.55e4	83.9	NO
3	3	13C3-PFHxS	1802168-14RE1 FT-GA10-20180731 0....	7.41e3	120.1	NO
4	4	13C8-PFOA	1802168-14RE1 FT-GA10-20180731 0....	5.11e4	88.8	NO
5	5	13C9-PFNA	1802168-14RE1 FT-GA10-20180731 0....	4.59e4	93.3	NO
6	6	13C4-PFOS	1802168-14RE1 FT-GA10-20180731 0....	7.90e3	116.1	NO
7	7	13C6-PFDA	1802168-14RE1 FT-GA10-20180731 0....	4.65e4	91.7	NO
8	8	13C7-PFUdA	1802168-14RE1 FT-GA10-20180731 0....	5.41e4	97.4	NO

Name: 180825M1_80, Date: 26-Aug-2018, Time: 03:29:56, ID: 1802168-15RE1 FT-GA12-20180731 0.11901, Description: FT-GA12-20180731

	#	Name	ID	Area	%Rec	Area Out
1	1	13C4-PFBA	1802168-15RE1 FT-GA12-20180731 0....	1.63e4	64.6	NO
2	2	13C5-PFHxA	1802168-15RE1 FT-GA12-20180731 0....	3.51e4	64.9	NO
3	3	13C3-PFHxS	1802168-15RE1 FT-GA12-20180731 0....	5.68e3	92.0	NO
4	4	13C8-PFOA	1802168-15RE1 FT-GA12-20180731 0....	4.13e4	71.8	NO
5	5	13C9-PFNA	1802168-15RE1 FT-GA12-20180731 0....	4.21e4	85.4	NO
6	6	13C4-PFOS	1802168-15RE1 FT-GA12-20180731 0....	6.36e3	93.4	NO
7	7	13C6-PFDA	1802168-15RE1 FT-GA12-20180731 0....	4.36e4	86.0	NO
8	8	13C7-PFUdA	1802168-15RE1 FT-GA12-20180731 0....	4.68e4	84.2	NO

Name: 180825M1_81, Date: 26-Aug-2018, Time: 03:40:28, ID: 1802168-16RE1 FT-GA13-20180731 0.11775, Description: FT-GA13-20180731

	#	Name	ID	Area	%Rec	Area Out
1	1	13C4-PFBA	1802168-16RE1 FT-GA13-20180731 0....	1.86e4	73.9	NO
2	2	13C5-PFHxA	1802168-16RE1 FT-GA13-20180731 0....	3.97e4	73.2	NO
3	3	13C3-PFHxS	1802168-16RE1 FT-GA13-20180731 0....	6.57e3	106.5	NO
4	4	13C8-PFOA	1802168-16RE1 FT-GA13-20180731 0....	4.86e4	84.5	NO
5	5	13C9-PFNA	1802168-16RE1 FT-GA13-20180731 0....	4.72e4	95.8	NO
6	6	13C4-PFOS	1802168-16RE1 FT-GA13-20180731 0....	6.90e3	101.5	NO
7	7	13C6-PFDA	1802168-16RE1 FT-GA13-20180731 0....	4.82e4	95.1	NO
8	8	13C7-PFUdA	1802168-16RE1 FT-GA13-20180731 0....	5.25e4	94.5	NO

Name: 180825M1_82, Date: 26-Aug-2018, Time: 03:51:07, ID: B8H0083-BS1 OPR 0.125, Description: OPR

	#	Name	ID	Area	%Rec	Area Out
1	1	13C4-PFBA	B8H0083-BS1 OPR 0.125	2.47e4	98.0	NO
2	2	13C5-PFHxA	B8H0083-BS1 OPR 0.125	5.09e4	94.0	NO
3	3	13C3-PFHxS	B8H0083-BS1 OPR 0.125	6.95e3	112.8	NO
4	4	13C8-PFOA	B8H0083-BS1 OPR 0.125	5.84e4	101.4	NO
5	5	13C9-PFNA	B8H0083-BS1 OPR 0.125	4.92e4	100.0	NO
6	6	13C4-PFOS	B8H0083-BS1 OPR 0.125	7.59e3	111.5	NO
7	7	13C6-PFDA	B8H0083-BS1 OPR 0.125	4.96e4	97.8	NO
8	8	13C7-PFUdA	B8H0083-BS1 OPR 0.125	5.81e4	104.6	NO

Dataset: F:\Projects\PFAS.PRO\Results\180825M1\IIS.qld

Last Altered: Sunday, August 26, 2018 13:41:25 Pacific Daylight Time
Printed: Sunday, August 26, 2018 13:41:48 Pacific Daylight Time

Name: 180825M1_83, Date: 26-Aug-2018, Time: 04:01:40, ID: B8H0083-BLK1 Method Blank 0.125, Description: Method Blank

	#	Name	ID	Area	%Rec	Area Out
1	1	13C4-PFBA	B8H0083-BLK1 Method Blank 0.125	2.36e4	93.6	NO
2	2	13C5-PFHxA	B8H0083-BLK1 Method Blank 0.125	5.14e4	95.0	NO
3	3	13C3-PFHxS	B8H0083-BLK1 Method Blank 0.125	7.02e3	113.9	NO
4	4	13C8-PFOA	B8H0083-BLK1 Method Blank 0.125	6.20e4	107.9	NO
5	5	13C9-PFNA	B8H0083-BLK1 Method Blank 0.125	5.73e4	116.2	NO
6	6	13C4-PFOS	B8H0083-BLK1 Method Blank 0.125	7.99e3	117.5	NO
7	7	13C6-PFDA	B8H0083-BLK1 Method Blank 0.125	5.85e4	115.5	NO
8	8	13C7-PFUdA	B8H0083-BLK1 Method Blank 0.125	6.47e4	116.5	NO

Name: 180825M1_84, Date: 26-Aug-2018, Time: 04:12:18, ID: B8H0083-MS1 Matrix Spike 0.11621, Description: Matrix Spike

	#	Name	ID	Area	%Rec	Area Out
1	1	13C4-PFBA	B8H0083-MS1 Matrix Spike 0.11621	2.35e4	93.3	NO
2	2	13C5-PFHxA	B8H0083-MS1 Matrix Spike 0.11621	4.83e4	89.1	NO
3	3	13C3-PFHxS	B8H0083-MS1 Matrix Spike 0.11621	6.38e3	103.4	NO
4	4	13C8-PFOA	B8H0083-MS1 Matrix Spike 0.11621	5.38e4	93.5	NO
5	5	13C9-PFNA	B8H0083-MS1 Matrix Spike 0.11621	4.92e4	99.9	NO
6	6	13C4-PFOS	B8H0083-MS1 Matrix Spike 0.11621	7.21e3	106.0	NO
7	7	13C6-PFDA	B8H0083-MS1 Matrix Spike 0.11621	4.99e4	98.5	NO
8	8	13C7-PFUdA	B8H0083-MS1 Matrix Spike 0.11621	5.73e4	103.1	NO

Name: 180825M1_85, Date: 26-Aug-2018, Time: 04:22:50, ID: B8H0083-MSD1 Matrix Spike Dup 0.11679, Description: Matrix Spike Dup

	#	Name	ID	Area	%Rec	Area Out
1	1	13C4-PFBA	B8H0083-MSD1 Matrix Spike Dup 0.116...	2.27e4	90.0	NO
2	2	13C5-PFHxA	B8H0083-MSD1 Matrix Spike Dup 0.116...	4.58e4	84.6	NO
3	3	13C3-PFHxS	B8H0083-MSD1 Matrix Spike Dup 0.116...	6.65e3	107.8	NO
4	4	13C8-PFOA	B8H0083-MSD1 Matrix Spike Dup 0.116...	5.53e4	96.1	NO
5	5	13C9-PFNA	B8H0083-MSD1 Matrix Spike Dup 0.116...	5.11e4	103.7	NO
6	6	13C4-PFOS	B8H0083-MSD1 Matrix Spike Dup 0.116...	7.84e3	115.3	NO
7	7	13C6-PFDA	B8H0083-MSD1 Matrix Spike Dup 0.116...	5.18e4	102.2	NO
8	8	13C7-PFUdA	B8H0083-MSD1 Matrix Spike Dup 0.116...	5.93e4	106.8	NO

Name: 180825M1_86, Date: 26-Aug-2018, Time: 04:33:29, ID: 1802364-01 REEPDW1234 0.12045, Description: REEPDW1234

	#	Name	ID	Area	%Rec	Area Out
1	1	13C4-PFBA	1802364-01 REEPDW1234 0.12045	2.17e4	86.1	NO
2	2	13C5-PFHxA	1802364-01 REEPDW1234 0.12045	4.40e4	81.2	NO
3	3	13C3-PFHxS	1802364-01 REEPDW1234 0.12045	6.81e3	110.4	NO
4	4	13C8-PFOA	1802364-01 REEPDW1234 0.12045	5.20e4	90.4	NO
5	5	13C9-PFNA	1802364-01 REEPDW1234 0.12045	4.57e4	92.8	NO
6	6	13C4-PFOS	1802364-01 REEPDW1234 0.12045	7.63e3	112.2	NO
7	7	13C6-PFDA	1802364-01 REEPDW1234 0.12045	4.77e4	94.1	NO
8	8	13C7-PFUdA	1802364-01 REEPDW1234 0.12045	5.60e4	100.8	NO

Dataset: F:\Projects\PFAS.PRO\Results\180825M1\IIS.qld

Last Altered: Sunday, August 26, 2018 13:41:25 Pacific Daylight Time
Printed: Sunday, August 26, 2018 13:41:48 Pacific Daylight Time

Name: 180825M1_87, Date: 26-Aug-2018, Time: 04:44:02, ID: 1802364-02 REEPDW1235 0.11304, Description: REEPDW1235

	#	Name	ID	Area	%Rec	Area Out
1	1	13C4-PFBA	1802364-02 REEPDW1235 0.11304	2.53e4	100.3	NO
2	2	13C5-PFHxA	1802364-02 REEPDW1235 0.11304	5.23e4	96.5	NO
3	3	13C3-PFHxS	1802364-02 REEPDW1235 0.11304	7.31e3	118.6	NO
4	4	13C8-PFOA	1802364-02 REEPDW1235 0.11304	5.59e4	97.2	NO
5	5	13C9-PFNA	1802364-02 REEPDW1235 0.11304	5.42e4	110.0	NO
6	6	13C4-PFOS	1802364-02 REEPDW1235 0.11304	8.01e3	117.7	NO
7	7	13C6-PFDA	1802364-02 REEPDW1235 0.11304	5.45e4	107.5	NO
8	8	13C7-PFUdA	1802364-02 REEPDW1235 0.11304	6.21e4	111.7	NO

Name: 180825M1_88, Date: 26-Aug-2018, Time: 04:54:40, ID: 1802364-03 REEPDW1236 0.11917, Description: REEPDW1236

	#	Name	ID	Area	%Rec	Area Out
1	1	13C4-PFBA	1802364-03 REEPDW1236 0.11917	2.30e4	91.1	NO
2	2	13C5-PFHxA	1802364-03 REEPDW1236 0.11917	4.75e4	87.6	NO
3	3	13C3-PFHxS	1802364-03 REEPDW1236 0.11917	6.89e3	111.7	NO
4	4	13C8-PFOA	1802364-03 REEPDW1236 0.11917	5.49e4	95.5	NO
5	5	13C9-PFNA	1802364-03 REEPDW1236 0.11917	5.29e4	107.3	NO
6	6	13C4-PFOS	1802364-03 REEPDW1236 0.11917	8.13e3	119.5	NO
7	7	13C6-PFDA	1802364-03 REEPDW1236 0.11917	5.42e4	106.9	NO
8	8	13C7-PFUdA	1802364-03 REEPDW1236 0.11917	5.81e4	104.6	NO

Name: 180825M1_89, Date: 26-Aug-2018, Time: 05:05:13, ID: 1802364-04 REEPDW1237 0.11638, Description: REEPDW1237

	#	Name	ID	Area	%Rec	Area Out
1	1	13C4-PFBA	1802364-04 REEPDW1237 0.11638	2.24e4	88.5	NO
2	2	13C5-PFHxA	1802364-04 REEPDW1237 0.11638	4.57e4	84.4	NO
3	3	13C3-PFHxS	1802364-04 REEPDW1237 0.11638	6.68e3	108.3	NO
4	4	13C8-PFOA	1802364-04 REEPDW1237 0.11638	5.36e4	93.1	NO
5	5	13C9-PFNA	1802364-04 REEPDW1237 0.11638	4.91e4	99.6	NO
6	6	13C4-PFOS	1802364-04 REEPDW1237 0.11638	7.23e3	106.3	NO
7	7	13C6-PFDA	1802364-04 REEPDW1237 0.11638	4.84e4	95.6	NO
8	8	13C7-PFUdA	1802364-04 REEPDW1237 0.11638	5.53e4	99.6	NO

Name: 180825M1_90, Date: 26-Aug-2018, Time: 05:15:52, ID: 1802364-05 REEPDW1238 0.1166, Description: REEPDW1238

	#	Name	ID	Area	%Rec	Area Out
1	1	13C4-PFBA	1802364-05 REEPDW1238 0.1166	2.13e4	84.2	NO
2	2	13C5-PFHxA	1802364-05 REEPDW1238 0.1166	4.39e4	81.1	NO
3	3	13C3-PFHxS	1802364-05 REEPDW1238 0.1166	7.09e3	115.0	NO
4	4	13C8-PFOA	1802364-05 REEPDW1238 0.1166	4.91e4	85.4	NO
5	5	13C9-PFNA	1802364-05 REEPDW1238 0.1166	4.30e4	87.2	NO
6	6	13C4-PFOS	1802364-05 REEPDW1238 0.1166	8.19e3	120.4	NO
7	7	13C6-PFDA	1802364-05 REEPDW1238 0.1166	4.82e4	95.1	NO
8	8	13C7-PFUdA	1802364-05 REEPDW1238 0.1166	5.64e4	101.6	NO

Dataset: F:\Projects\PFAS.PRO\Results\180825M1\IIS.qld

Last Altered: Sunday, August 26, 2018 13:41:25 Pacific Daylight Time
Printed: Sunday, August 26, 2018 13:41:48 Pacific Daylight Time

Name: 180825M1_91, Date: 26-Aug-2018, Time: 05:26:30, ID: 1802365-01 REEPDW1234FRB 0.11762, Description: REEPDW1234FRB

	#	Name	ID	Area	%Rec	Area Out
1	1	13C4-PFBA	1802365-01 REEPDW1234FRB 0.11762	2.61e4	103.2	NO
2	2	13C5-PFHxA	1802365-01 REEPDW1234FRB 0.11762	5.40e4	99.8	NO
3	3	13C3-PFHxS	1802365-01 REEPDW1234FRB 0.11762	7.16e3	116.2	NO
4	4	13C8-PFOA	1802365-01 REEPDW1234FRB 0.11762	5.93e4	103.1	NO
5	5	13C9-PFNA	1802365-01 REEPDW1234FRB 0.11762	5.51e4	111.9	NO
6	6	13C4-PFOS	1802365-01 REEPDW1234FRB 0.11762	8.11e3	119.2	NO
7	7	13C6-PFDA	1802365-01 REEPDW1234FRB 0.11762	5.62e4	110.9	NO
8	8	13C7-PFUdA	1802365-01 REEPDW1234FRB 0.11762	6.23e4	112.1	NO

Name: 180825M1_92, Date: 26-Aug-2018, Time: 05:37:03, ID: 1802365-02 REEPDW1235FRB 0.12024, Description: REEPDW1235FRB

	#	Name	ID	Area	%Rec	Area Out
1	1	13C4-PFBA	1802365-02 REEPDW1235FRB 0.12024	2.72e4	107.7	NO
2	2	13C5-PFHxA	1802365-02 REEPDW1235FRB 0.12024	5.55e4	102.5	NO
3	3	13C3-PFHxS	1802365-02 REEPDW1235FRB 0.12024	7.12e3	115.5	NO
4	4	13C8-PFOA	1802365-02 REEPDW1235FRB 0.12024	6.06e4	105.3	NO
5	5	13C9-PFNA	1802365-02 REEPDW1235FRB 0.12024	5.67e4	115.1	NO
6	6	13C4-PFOS	1802365-02 REEPDW1235FRB 0.12024	7.99e3	117.4	NO
7	7	13C6-PFDA	1802365-02 REEPDW1235FRB 0.12024	5.67e4	111.9	NO
8	8	13C7-PFUdA	1802365-02 REEPDW1235FRB 0.12024	6.34e4	114.1	NO

Name: 180825M1_93, Date: 26-Aug-2018, Time: 05:47:42, ID: 1802365-03 REEPDW1236FRB 0.12013, Description: REEPDW1236FRB

	#	Name	ID	Area	%Rec	Area Out
1	1	13C4-PFBA	1802365-03 REEPDW1236FRB 0.12013	2.43e4	96.4	NO
2	2	13C5-PFHxA	1802365-03 REEPDW1236FRB 0.12013	4.99e4	92.2	NO
3	3	13C3-PFHxS	1802365-03 REEPDW1236FRB 0.12013	6.76e3	109.6	NO
4	4	13C8-PFOA	1802365-03 REEPDW1236FRB 0.12013	5.63e4	97.8	NO
5	5	13C9-PFNA	1802365-03 REEPDW1236FRB 0.12013	5.20e4	105.6	NO
6	6	13C4-PFOS	1802365-03 REEPDW1236FRB 0.12013	7.78e3	114.4	NO
7	7	13C6-PFDA	1802365-03 REEPDW1236FRB 0.12013	5.30e4	104.5	NO
8	8	13C7-PFUdA	1802365-03 REEPDW1236FRB 0.12013	5.70e4	102.6	NO

Name: 180825M1_94, Date: 26-Aug-2018, Time: 05:58:20, ID: 1802365-04 REEPDW1237FRB 0.12044, Description: REEPDW1237FRB

	#	Name	ID	Area	%Rec	Area Out
1	1	13C4-PFBA	1802365-04 REEPDW1237FRB 0.12044	2.61e4	103.5	NO
2	2	13C5-PFHxA	1802365-04 REEPDW1237FRB 0.12044	5.48e4	101.2	NO
3	3	13C3-PFHxS	1802365-04 REEPDW1237FRB 0.12044	6.91e3	112.0	NO
4	4	13C8-PFOA	1802365-04 REEPDW1237FRB 0.12044	6.04e4	105.0	NO
5	5	13C9-PFNA	1802365-04 REEPDW1237FRB 0.12044	5.70e4	115.7	NO
6	6	13C4-PFOS	1802365-04 REEPDW1237FRB 0.12044	8.18e3	120.3	NO
7	7	13C6-PFDA	1802365-04 REEPDW1237FRB 0.12044	5.64e4	111.3	NO
8	8	13C7-PFUdA	1802365-04 REEPDW1237FRB 0.12044	6.47e4	116.5	NO

Dataset: F:\Projects\PFAS.PRO\Results\180825M1\IIS.qld

Last Altered: Sunday, August 26, 2018 13:41:25 Pacific Daylight Time
Printed: Sunday, August 26, 2018 13:41:48 Pacific Daylight Time

Name: 180825M1_95, Date: 26-Aug-2018, Time: 06:08:53, ID: 1802365-05 REEPDW1238FRB 0.11404, Description: REEPDW1238FRB

	# Name	ID	Area	%Rec	Area Out
1	1 13C4-PFBA	1802365-05 REEPDW1238FRB 0.11404	2.70e4	106.9	NO
2	2 13C5-PFHxA	1802365-05 REEPDW1238FRB 0.11404	5.42e4	100.2	NO
3	3 13C3-PFHxS	1802365-05 REEPDW1238FRB 0.11404	6.97e3	113.0	NO
4	4 13C8-PFOA	1802365-05 REEPDW1238FRB 0.11404	5.90e4	102.5	NO
5	5 13C9-PFNA	1802365-05 REEPDW1238FRB 0.11404	5.44e4	110.3	NO
6	6 13C4-PFOS	1802365-05 REEPDW1238FRB 0.11404	7.82e3	114.9	NO
7	7 13C6-PFDA	1802365-05 REEPDW1238FRB 0.11404	5.43e4	107.1	NO
8	8 13C7-PFUdA	1802365-05 REEPDW1238FRB 0.11404	6.06e4	109.0	NO

Name: 180825M1_96, Date: 26-Aug-2018, Time: 06:19:32, ID: 1802366-01 REEPDW1239 0.12, Description: REEPDW1239

	# Name	ID	Area	%Rec	Area Out
1	1 13C4-PFBA	1802366-01 REEPDW1239 0.12	2.77e4	109.7	NO
2	2 13C5-PFHxA	1802366-01 REEPDW1239 0.12	5.60e4	103.5	NO
3	3 13C3-PFHxS	1802366-01 REEPDW1239 0.12	7.22e3	117.1	NO
4	4 13C8-PFOA	1802366-01 REEPDW1239 0.12	6.07e4	105.5	NO
5	5 13C9-PFNA	1802366-01 REEPDW1239 0.12	5.04e4	102.2	NO
6	6 13C4-PFOS	1802366-01 REEPDW1239 0.12	8.40e3	123.5	NO
7	7 13C6-PFDA	1802366-01 REEPDW1239 0.12	5.48e4	108.0	NO
8	8 13C7-PFUdA	1802366-01 REEPDW1239 0.12	6.48e4	116.7	NO

Name: 180825M1_97, Date: 26-Aug-2018, Time: 06:30:05, ID: 1802366-02 REEPDW1240 0.12053, Description: REEPDW1240

	# Name	ID	Area	%Rec	Area Out
1	1 13C4-PFBA	1802366-02 REEPDW1240 0.12053	2.49e4	98.7	NO
2	2 13C5-PFHxA	1802366-02 REEPDW1240 0.12053	5.04e4	93.1	NO
3	3 13C3-PFHxS	1802366-02 REEPDW1240 0.12053	7.05e3	114.2	NO
4	4 13C8-PFOA	1802366-02 REEPDW1240 0.12053	5.81e4	101.1	NO
5	5 13C9-PFNA	1802366-02 REEPDW1240 0.12053	5.15e4	104.5	NO
6	6 13C4-PFOS	1802366-02 REEPDW1240 0.12053	8.20e3	120.5	NO
7	7 13C6-PFDA	1802366-02 REEPDW1240 0.12053	5.06e4	99.8	NO
8	8 13C7-PFUdA	1802366-02 REEPDW1240 0.12053	5.78e4	104.1	NO

Name: 180825M1_98, Date: 26-Aug-2018, Time: 06:40:44, ID: IPA, Description: IPA

	# Name	ID	Area	%Rec	Area Out
1	1 13C4-PFBA	IPA			NO
2	2 13C5-PFHxA	IPA			NO
3	3 13C3-PFHxS	IPA			NO
4	4 13C8-PFOA	IPA	5.07e0	0.0	YES
5	5 13C9-PFNA	IPA			NO
6	6 13C4-PFOS	IPA			NO
7	7 13C6-PFDA	IPA			NO
8	8 13C7-PFUdA	IPA			NO

Dataset: F:\Projects\PFAS.PRO\Results\180825M1\IIS.qld

Last Altered: Sunday, August 26, 2018 13:41:25 Pacific Daylight Time
Printed: Sunday, August 26, 2018 13:41:48 Pacific Daylight Time

Name: 180825M1_99, Date: 26-Aug-2018, Time: 06:51:16, ID: ST180825M1-16 PFC CS3 18H2107, Description: PFC CS3 18H2107

	#	Name	ID	Area	%Rec	Area Out
1	1	13C4-PFBA	ST180825M1-16 PFC CS3 18H2107	3.59e4	142.3	NO
2	2	13C5-PFHxA	ST180825M1-16 PFC CS3 18H2107	7.55e4	139.3	NO
3	3	13C3-PFHxS	ST180825M1-16 PFC CS3 18H2107	8.82e3	143.0	NO
4	4	13C8-PFOA	ST180825M1-16 PFC CS3 18H2107	7.96e4	138.3	NO
5	5	13C9-PFNA	ST180825M1-16 PFC CS3 18H2107	7.07e4	143.6	NO
6	6	13C4-PFOS	ST180825M1-16 PFC CS3 18H2107	9.96e3	146.4	NO
7	7	13C6-PFDA	ST180825M1-16 PFC CS3 18H2107	7.06e4	139.2	NO
8	8	13C7-PFUdA	ST180825M1-16 PFC CS3 18H2107	7.60e4	136.9	NO

Name: 180825M1_100, Date: 26-Aug-2018, Time: 07:01:54, ID: 1802366-03 REEPDW573 0.11989, Description: REEPDW573

	#	Name	ID	Area	%Rec	Area Out
1	1	13C4-PFBA	1802366-03 REEPDW573 0.11989	4.20e4	166.3	YES
2	2	13C5-PFHxA	1802366-03 REEPDW573 0.11989	8.64e4	159.5	YES
3	3	13C3-PFHxS	1802366-03 REEPDW573 0.11989	1.15e4	186.6	YES
4	4	13C8-PFOA	1802366-03 REEPDW573 0.11989	9.50e4	165.1	YES
5	5	13C9-PFNA	1802366-03 REEPDW573 0.11989	8.08e4	164.1	YES
6	6	13C4-PFOS	1802366-03 REEPDW573 0.11989	1.35e4	198.0	YES
7	7	13C6-PFDA	1802366-03 REEPDW573 0.11989	8.19e4	161.6	YES
8	8	13C7-PFUdA	1802366-03 REEPDW573 0.11989	9.81e4	176.6	YES

Name: 180825M1_101, Date: 26-Aug-2018, Time: 07:12:26, ID: 1802367-01 REEPDW1239FRB 0.11812, Description: REEPDW1239FRB

	#	Name	ID	Area	%Rec	Area Out
1	1	13C4-PFBA	1802367-01 REEPDW1239FRB 0.11812	2.69e4	106.6	NO
2	2	13C5-PFHxA	1802367-01 REEPDW1239FRB 0.11812	5.34e4	98.7	NO
3	3	13C3-PFHxS	1802367-01 REEPDW1239FRB 0.11812	7.07e3	114.7	NO
4	4	13C8-PFOA	1802367-01 REEPDW1239FRB 0.11812	5.79e4	100.6	NO
5	5	13C9-PFNA	1802367-01 REEPDW1239FRB 0.11812	5.40e4	109.5	NO
6	6	13C4-PFOS	1802367-01 REEPDW1239FRB 0.11812	7.66e3	112.5	NO
7	7	13C6-PFDA	1802367-01 REEPDW1239FRB 0.11812	5.19e4	102.4	NO
8	8	13C7-PFUdA	1802367-01 REEPDW1239FRB 0.11812	6.03e4	108.5	NO

Name: 180825M1_102, Date: 26-Aug-2018, Time: 07:23:05, ID: 1802367-02 REEPDW1240FRB 0.11881, Description: REEPDW1240FRB

	#	Name	ID	Area	%Rec	Area Out
1	1	13C4-PFBA	1802367-02 REEPDW1240FRB 0.11881	2.53e4	100.2	NO
2	2	13C5-PFHxA	1802367-02 REEPDW1240FRB 0.11881	5.35e4	98.7	NO
3	3	13C3-PFHxS	1802367-02 REEPDW1240FRB 0.11881	7.11e3	115.2	NO
4	4	13C8-PFOA	1802367-02 REEPDW1240FRB 0.11881	5.88e4	102.3	NO
5	5	13C9-PFNA	1802367-02 REEPDW1240FRB 0.11881	5.37e4	109.0	NO
6	6	13C4-PFOS	1802367-02 REEPDW1240FRB 0.11881	7.63e3	112.2	NO
7	7	13C6-PFDA	1802367-02 REEPDW1240FRB 0.11881	5.58e4	110.1	NO
8	8	13C7-PFUdA	1802367-02 REEPDW1240FRB 0.11881	5.91e4	106.3	NO

Dataset: F:\Projects\PFAS.PRO\Results\180825M1\IIS.qld

Last Altered: Sunday, August 26, 2018 13:41:25 Pacific Daylight Time
Printed: Sunday, August 26, 2018 13:41:48 Pacific Daylight Time

Name: 180825M1_103, Date: 26-Aug-2018, Time: 07:33:38, ID: B8H0113-BS1 OPR 0.125, Description: OPR

	# Name	ID	Area	%Rec	Area Out
1	1 13C4-PFBA	B8H0113-BS1 OPR 0.125	1.74e4	69.0	NO
2	2 13C5-PFHxA	B8H0113-BS1 OPR 0.125	3.76e4	69.5	NO
3	3 13C3-PFHxS	B8H0113-BS1 OPR 0.125	5.18e3	83.9	NO
4	4 13C8-PFOA	B8H0113-BS1 OPR 0.125	4.27e4	74.3	NO
5	5 13C9-PFNA	B8H0113-BS1 OPR 0.125	3.95e4	80.1	NO
6	6 13C4-PFOS	B8H0113-BS1 OPR 0.125	5.87e3	86.3	NO
7	7 13C6-PFDA	B8H0113-BS1 OPR 0.125	3.98e4	78.5	NO
8	8 13C7-PFUdA	B8H0113-BS1 OPR 0.125	4.30e4	77.4	NO

Name: 180825M1_104, Date: 26-Aug-2018, Time: 07:44:16, ID: B8H0113-BSD1 LCSD 0.125, Description: LCSD

	# Name	ID	Area	%Rec	Area Out
1	1 13C4-PFBA	B8H0113-BSD1 LCSD 0.125	1.80e4	71.3	NO
2	2 13C5-PFHxA	B8H0113-BSD1 LCSD 0.125	3.64e4	67.2	NO
3	3 13C3-PFHxS	B8H0113-BSD1 LCSD 0.125	4.83e3	78.3	NO
4	4 13C8-PFOA	B8H0113-BSD1 LCSD 0.125	4.07e4	70.8	NO
5	5 13C9-PFNA	B8H0113-BSD1 LCSD 0.125	3.64e4	73.9	NO
6	6 13C4-PFOS	B8H0113-BSD1 LCSD 0.125	5.45e3	80.2	NO
7	7 13C6-PFDA	B8H0113-BSD1 LCSD 0.125	3.84e4	75.8	NO
8	8 13C7-PFUdA	B8H0113-BSD1 LCSD 0.125	4.17e4	75.0	NO

Name: 180825M1_105, Date: 26-Aug-2018, Time: 07:54:48, ID: B8H0113-BLK1 Method Blank 0.125, Description: Method Blank

	# Name	ID	Area	%Rec	Area Out
1	1 13C4-PFBA	B8H0113-BLK1 Method Blank 0.125	1.73e4	68.5	NO
2	2 13C5-PFHxA	B8H0113-BLK1 Method Blank 0.125	3.80e4	70.2	NO
3	3 13C3-PFHxS	B8H0113-BLK1 Method Blank 0.125	5.15e3	83.6	NO
4	4 13C8-PFOA	B8H0113-BLK1 Method Blank 0.125	4.39e4	76.3	NO
5	5 13C9-PFNA	B8H0113-BLK1 Method Blank 0.125	4.06e4	82.4	NO
6	6 13C4-PFOS	B8H0113-BLK1 Method Blank 0.125	5.90e3	86.7	NO
7	7 13C6-PFDA	B8H0113-BLK1 Method Blank 0.125	3.83e4	75.6	NO
8	8 13C7-PFUdA	B8H0113-BLK1 Method Blank 0.125	4.41e4	79.5	NO

Name: 180825M1_106, Date: 26-Aug-2018, Time: 08:05:27, ID: 1802414-01 REEPDW1241 0.11509, Description: REEPDW1241

	# Name	ID	Area	%Rec	Area Out
1	1 13C4-PFBA	1802414-01 REEPDW1241 0.11509	1.77e4	70.1	NO
2	2 13C5-PFHxA	1802414-01 REEPDW1241 0.11509	3.64e4	67.1	NO
3	3 13C3-PFHxS	1802414-01 REEPDW1241 0.11509	5.27e3	85.4	NO
4	4 13C8-PFOA	1802414-01 REEPDW1241 0.11509	4.22e4	73.4	NO
5	5 13C9-PFNA	1802414-01 REEPDW1241 0.11509	3.73e4	75.8	NO
6	6 13C4-PFOS	1802414-01 REEPDW1241 0.11509	5.84e3	85.8	NO
7	7 13C6-PFDA	1802414-01 REEPDW1241 0.11509	3.89e4	76.7	NO
8	8 13C7-PFUdA	1802414-01 REEPDW1241 0.11509	4.33e4	77.9	NO

Dataset: F:\Projects\PFAS.PRO\Results\180825M1\IIS.qld

Last Altered: Sunday, August 26, 2018 13:41:25 Pacific Daylight Time
Printed: Sunday, August 26, 2018 13:41:48 Pacific Daylight Time

Name: 180825M1_107, Date: 26-Aug-2018, Time: 08:16:00, ID: 1802414-02 REEPDW1242 0.11982, Description: REEPDW1242

	# Name	ID	Area	%Rec	Area Out
1	1 13C4-PFBA	1802414-02 REEPDW1242 0.11982	1.71e4	67.7	NO
2	2 13C5-PFHxA	1802414-02 REEPDW1242 0.11982	3.46e4	64.0	NO
3	3 13C3-PFHxS	1802414-02 REEPDW1242 0.11982	5.19e3	84.1	NO
4	4 13C8-PFOA	1802414-02 REEPDW1242 0.11982	3.99e4	69.3	NO
5	5 13C9-PFNA	1802414-02 REEPDW1242 0.11982	3.45e4	69.9	NO
6	6 13C4-PFOS	1802414-02 REEPDW1242 0.11982	5.90e3	86.8	NO
7	7 13C6-PFDA	1802414-02 REEPDW1242 0.11982	3.66e4	72.1	NO
8	8 13C7-PFUdA	1802414-02 REEPDW1242 0.11982	4.09e4	73.6	NO

Name: 180825M1_108, Date: 26-Aug-2018, Time: 08:26:38, ID: 1802414-03 REEPDW1243 0.11649, Description: REEPDW1243

	# Name	ID	Area	%Rec	Area Out
1	1 13C4-PFBA	1802414-03 REEPDW1243 0.11649	1.85e4	73.1	NO
2	2 13C5-PFHxA	1802414-03 REEPDW1243 0.11649	3.79e4	70.0	NO
3	3 13C3-PFHxS	1802414-03 REEPDW1243 0.11649	5.70e3	92.4	NO
4	4 13C8-PFOA	1802414-03 REEPDW1243 0.11649	4.26e4	74.1	NO
5	5 13C9-PFNA	1802414-03 REEPDW1243 0.11649	4.03e4	81.8	NO
6	6 13C4-PFOS	1802414-03 REEPDW1243 0.11649	6.44e3	94.7	NO
7	7 13C6-PFDA	1802414-03 REEPDW1243 0.11649	3.89e4	76.7	NO
8	8 13C7-PFUdA	1802414-03 REEPDW1243 0.11649	4.40e4	79.2	NO

Name: 180825M1_109, Date: 26-Aug-2018, Time: 08:37:10, ID: 1802414-04 REEPDW1244 0.11739, Description: REEPDW1244

	# Name	ID	Area	%Rec	Area Out
1	1 13C4-PFBA	1802414-04 REEPDW1244 0.11739	1.76e4	69.8	NO
2	2 13C5-PFHxA	1802414-04 REEPDW1244 0.11739	3.57e4	65.8	NO
3	3 13C3-PFHxS	1802414-04 REEPDW1244 0.11739	5.38e3	87.2	NO
4	4 13C8-PFOA	1802414-04 REEPDW1244 0.11739	4.21e4	73.3	NO
5	5 13C9-PFNA	1802414-04 REEPDW1244 0.11739	3.79e4	76.8	NO
6	6 13C4-PFOS	1802414-04 REEPDW1244 0.11739	5.78e3	85.0	NO
7	7 13C6-PFDA	1802414-04 REEPDW1244 0.11739	3.80e4	75.0	NO
8	8 13C7-PFUdA	1802414-04 REEPDW1244 0.11739	4.19e4	75.4	NO

Name: 180825M1_110, Date: 26-Aug-2018, Time: 08:47:49, ID: 1802415-01 REEPDW1241FRB 0.12082, Description: REEPDW1241FRB

	# Name	ID	Area	%Rec	Area Out
1	1 13C4-PFBA	1802415-01 REEPDW1241FRB 0.12082	1.89e4	75.0	NO
2	2 13C5-PFHxA	1802415-01 REEPDW1241FRB 0.12082	3.81e4	70.4	NO
3	3 13C3-PFHxS	1802415-01 REEPDW1241FRB 0.12082	4.95e3	80.3	NO
4	4 13C8-PFOA	1802415-01 REEPDW1241FRB 0.12082	4.21e4	73.1	NO
5	5 13C9-PFNA	1802415-01 REEPDW1241FRB 0.12082	3.91e4	79.3	NO
6	6 13C4-PFOS	1802415-01 REEPDW1241FRB 0.12082	5.84e3	85.9	NO
7	7 13C6-PFDA	1802415-01 REEPDW1241FRB 0.12082	3.74e4	73.8	NO
8	8 13C7-PFUdA	1802415-01 REEPDW1241FRB 0.12082	4.19e4	75.4	NO

Dataset: F:\Projects\PFAS.PRO\Results\180825M1\IIS.qld

Last Altered: Sunday, August 26, 2018 13:41:25 Pacific Daylight Time
Printed: Sunday, August 26, 2018 13:41:48 Pacific Daylight Time

Name: 180825M1_111, Date: 26-Aug-2018, Time: 08:58:22, ID: 1802415-02 REEPDW1242FRB 0.12025, Description: REEPDW1242FRB

	#	Name	ID	Area	%Rec	Area Out
1	1	13C4-PFBA	1802415-02 REEPDW1242FRB 0.12025	2.01e4	79.8	NO
2	2	13C5-PFHxA	1802415-02 REEPDW1242FRB 0.12025	4.14e4	76.5	NO
3	3	13C3-PFHxS	1802415-02 REEPDW1242FRB 0.12025	5.51e3	89.4	NO
4	4	13C8-PFOA	1802415-02 REEPDW1242FRB 0.12025	4.82e4	83.9	NO
5	5	13C9-PFNA	1802415-02 REEPDW1242FRB 0.12025	4.33e4	87.8	NO
6	6	13C4-PFOS	1802415-02 REEPDW1242FRB 0.12025	6.06e3	89.1	NO
7	7	13C6-PFDA	1802415-02 REEPDW1242FRB 0.12025	4.31e4	84.9	NO
8	8	13C7-PFUdA	1802415-02 REEPDW1242FRB 0.12025	4.75e4	85.5	NO

Name: 180825M1_112, Date: 26-Aug-2018, Time: 09:09:00, ID: 1802415-03 REEPDW1243FRB 0.12165, Description: REEPDW1243FRB

	#	Name	ID	Area	%Rec	Area Out
1	1	13C4-PFBA	1802415-03 REEPDW1243FRB 0.12165	2.10e4	83.3	NO
2	2	13C5-PFHxA	1802415-03 REEPDW1243FRB 0.12165	4.29e4	79.2	NO
3	3	13C3-PFHxS	1802415-03 REEPDW1243FRB 0.12165	5.57e3	90.3	NO
4	4	13C8-PFOA	1802415-03 REEPDW1243FRB 0.12165	4.80e4	83.5	NO
5	5	13C9-PFNA	1802415-03 REEPDW1243FRB 0.12165	4.34e4	88.2	NO
6	6	13C4-PFOS	1802415-03 REEPDW1243FRB 0.12165	6.37e3	93.7	NO
7	7	13C6-PFDA	1802415-03 REEPDW1243FRB 0.12165	4.54e4	89.6	NO
8	8	13C7-PFUdA	1802415-03 REEPDW1243FRB 0.12165	4.79e4	86.3	NO

Name: 180825M1_113, Date: 26-Aug-2018, Time: 09:19:32, ID: 1802415-04 REEPDW1244FRB 0.1186, Description: REEPDW1244FRB

	#	Name	ID	Area	%Rec	Area Out
1	1	13C4-PFBA	1802415-04 REEPDW1244FRB 0.1186	2.08e4	82.5	NO
2	2	13C5-PFHxA	1802415-04 REEPDW1244FRB 0.1186	4.13e4	76.2	NO
3	3	13C3-PFHxS	1802415-04 REEPDW1244FRB 0.1186	5.53e3	89.7	NO
4	4	13C8-PFOA	1802415-04 REEPDW1244FRB 0.1186	4.71e4	81.8	NO
5	5	13C9-PFNA	1802415-04 REEPDW1244FRB 0.1186	4.38e4	88.8	NO
6	6	13C4-PFOS	1802415-04 REEPDW1244FRB 0.1186	6.23e3	91.6	NO
7	7	13C6-PFDA	1802415-04 REEPDW1244FRB 0.1186	4.24e4	83.7	NO
8	8	13C7-PFUdA	1802415-04 REEPDW1244FRB 0.1186	4.85e4	87.4	NO

Name: 180825M1_114, Date: 26-Aug-2018, Time: 09:30:11, ID: 1802416-01 REEPDW1245 0.11966, Description: REEPDW1245

	#	Name	ID	Area	%Rec	Area Out
1	1	13C4-PFBA	1802416-01 REEPDW1245 0.11966	1.90e4	75.3	NO
2	2	13C5-PFHxA	1802416-01 REEPDW1245 0.11966	3.58e4	66.1	NO
3	3	13C3-PFHxS	1802416-01 REEPDW1245 0.11966	4.61e3	74.7	NO
4	4	13C8-PFOA	1802416-01 REEPDW1245 0.11966	4.11e4	71.5	NO
5	5	13C9-PFNA	1802416-01 REEPDW1245 0.11966	3.71e4	75.3	NO
6	6	13C4-PFOS	1802416-01 REEPDW1245 0.11966	5.72e3	84.1	NO
7	7	13C6-PFDA	1802416-01 REEPDW1245 0.11966	3.88e4	76.5	NO
8	8	13C7-PFUdA	1802416-01 REEPDW1245 0.11966	4.24e4	76.2	NO

Dataset: F:\Projects\PFAS.PRO\Results\180825M1\IIS.qld

Last Altered: Sunday, August 26, 2018 13:41:25 Pacific Daylight Time
Printed: Sunday, August 26, 2018 13:41:48 Pacific Daylight Time

Name: 180825M1_115, Date: 26-Aug-2018, Time: 09:40:44, ID: 1802417-01 REEPDW1245FRB 0.12092, Description: REEPDW1245FRB

	# Name	ID	Area	%Rec	Area Out
1	1 13C4-PFBA	1802417-01 REEPDW1245FRB 0.12092	1.96e4	77.6	NO
2	2 13C5-PFHxA	1802417-01 REEPDW1245FRB 0.12092	4.02e4	74.2	NO
3	3 13C3-PFHxS	1802417-01 REEPDW1245FRB 0.12092	5.49e3	89.1	NO
4	4 13C8-PFOA	1802417-01 REEPDW1245FRB 0.12092	4.54e4	79.0	NO
5	5 13C9-PFNA	1802417-01 REEPDW1245FRB 0.12092	4.24e4	86.0	NO
6	6 13C4-PFOS	1802417-01 REEPDW1245FRB 0.12092	6.12e3	90.0	NO
7	7 13C6-PFDA	1802417-01 REEPDW1245FRB 0.12092	4.19e4	82.7	NO
8	8 13C7-PFUdA	1802417-01 REEPDW1245FRB 0.12092	4.49e4	80.8	NO

Name: 180825M1_116, Date: 26-Aug-2018, Time: 09:51:22, ID: IPA, Description: IPA

	# Name	ID	Area	%Rec	Area Out
1	1 13C4-PFBA	IPA	5.27e0	0.0	YES
2	2 13C5-PFHxA	IPA	1.13e1	0.0	YES
3	3 13C3-PFHxS	IPA			NO
4	4 13C8-PFOA	IPA	7.30e0	0.0	YES
5	5 13C9-PFNA	IPA	1.79e1	0.0	YES
6	6 13C4-PFOS	IPA			NO
7	7 13C6-PFDA	IPA	7.37e0	0.0	YES
8	8 13C7-PFUdA	IPA			NO

Name: 180825M1_117, Date: 26-Aug-2018, Time: 10:02:00, ID: ST180825M1-17 PFC CS3 18H2107, Description: PFC CS3 18H2107

	# Name	ID	Area	%Rec	Area Out
1	1 13C4-PFBA	ST180825M1-17 PFC CS3 18H2107	4.25e4	168.2	YES
2	2 13C5-PFHxA	ST180825M1-17 PFC CS3 18H2107	8.50e4	156.9	YES
3	3 13C3-PFHxS	ST180825M1-17 PFC CS3 18H2107	9.81e3	159.0	YES
4	4 13C8-PFOA	ST180825M1-17 PFC CS3 18H2107	8.94e4	155.4	YES
5	5 13C9-PFNA	ST180825M1-17 PFC CS3 18H2107	8.04e4	163.1	YES
6	6 13C4-PFOS	ST180825M1-17 PFC CS3 18H2107	1.07e4	157.6	YES
7	7 13C6-PFDA	ST180825M1-17 PFC CS3 18H2107	7.52e4	148.4	NO
8	8 13C7-PFUdA	ST180825M1-17 PFC CS3 18H2107	8.07e4	145.3	NO

Vista Analytical Laboratory

Dataset: Untitled

Last Altered: Sunday, August 26, 2018 13:16:26 Pacific Daylight Time
Printed: Sunday, August 26, 2018 13:16:38 Pacific Daylight Time

Method: F:\Projects\PFAS.PRO\MethDB\PFAS_FULL_80C_082518.mdb 26 Aug 2018 13:06:23
Calibration: F:\Projects\PFAS.PRO\CurveDB\C18_VAL-PFAS_Q4_08-25-18.cdb 26 Aug 2018 13:06:13

Name: 180825M1_12, Date: 25-Aug-2018, Time: 15:28:58, ID: IPA, Description: IPA

PFBA

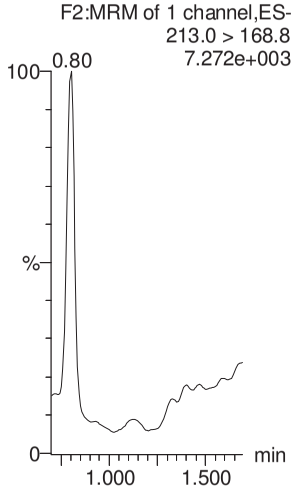

PFPeA

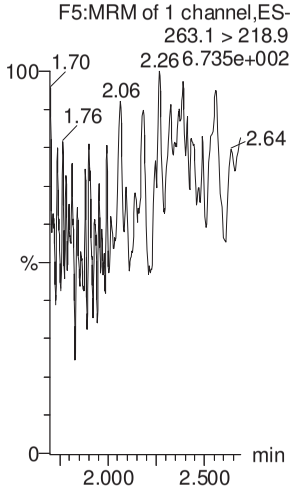

PFBS

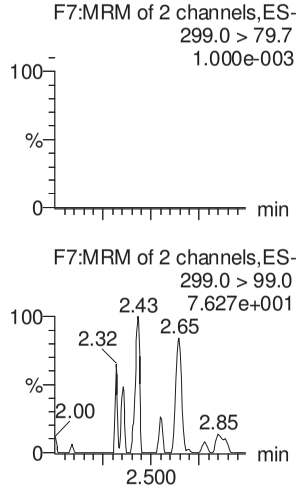

4:2 FTS

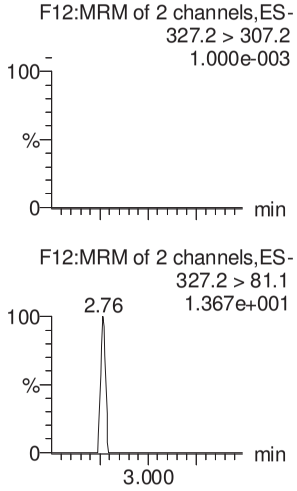

PFHxA

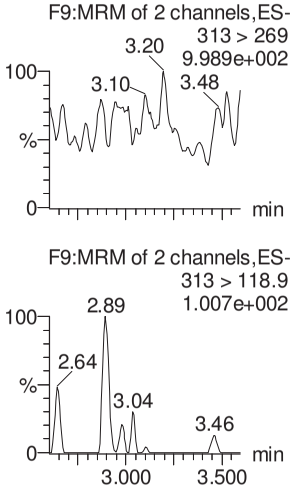

PFPeS

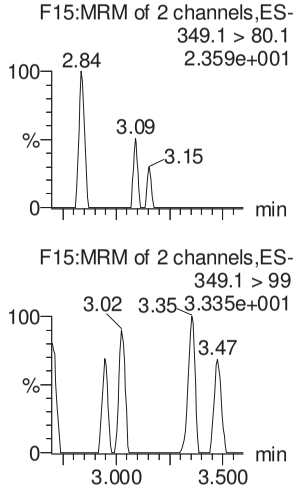

13C3-PFBA

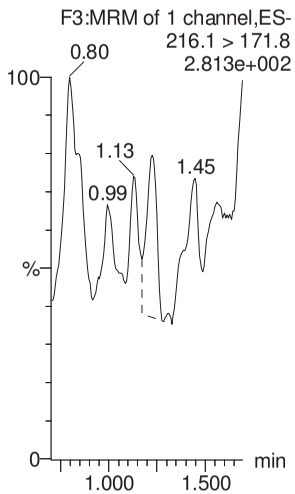

13C3-PFPeA

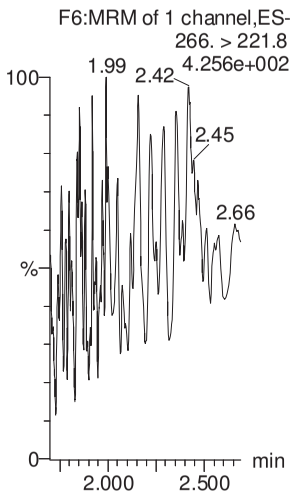

13C3-PFBS

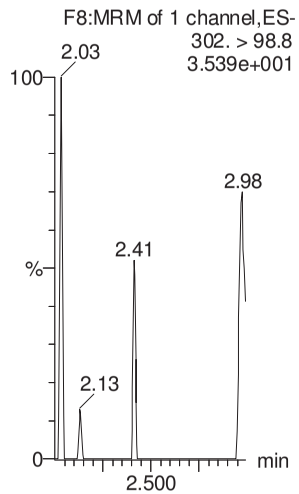

13C2-4:2 FTS

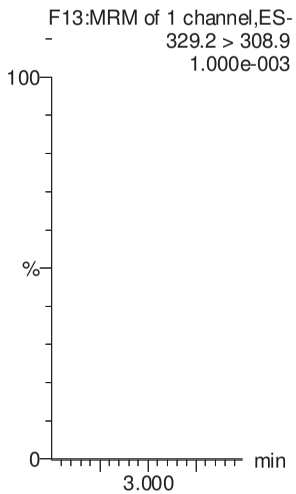

13C2-PFHxA

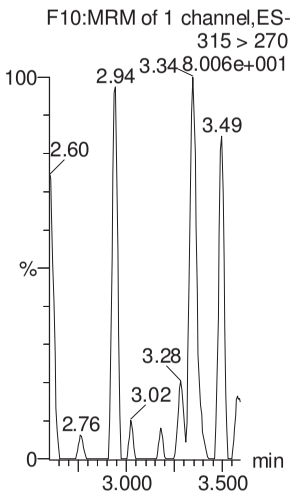

13C3-PFBS

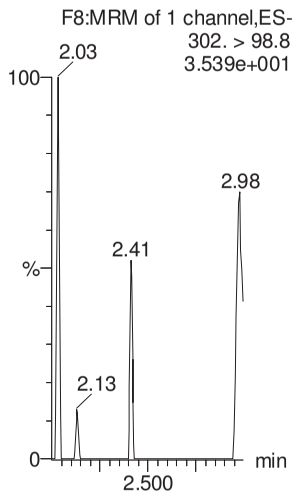

Dataset: Untitled

Last Altered: Sunday, August 26, 2018 13:16:26 Pacific Daylight Time
Printed: Sunday, August 26, 2018 13:16:38 Pacific Daylight Time

Name: 180825M1_12, Date: 25-Aug-2018, Time: 15:28:58, ID: IPA, Description: IPA

6:2 FTS

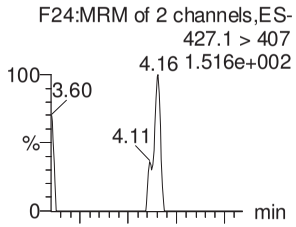

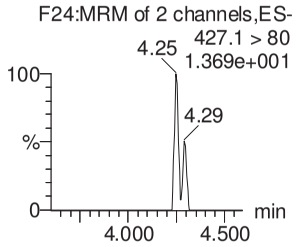

PFHpA

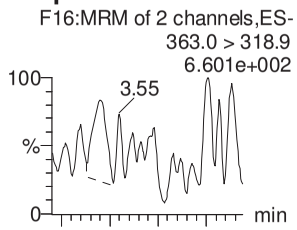

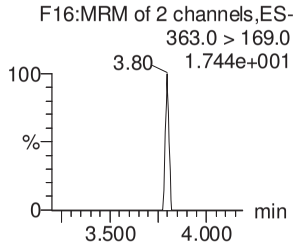

L-PFHxS

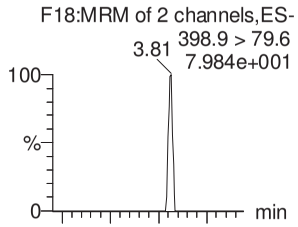

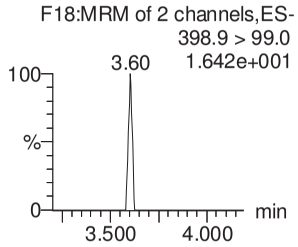

L-PFOA

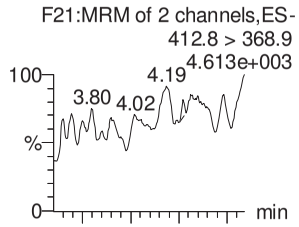

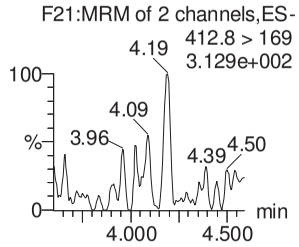

PFHpS

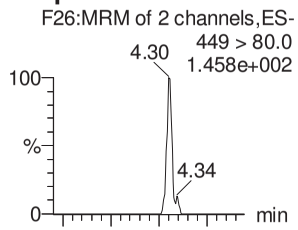

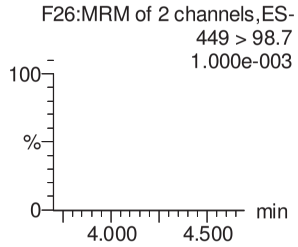

PFNA

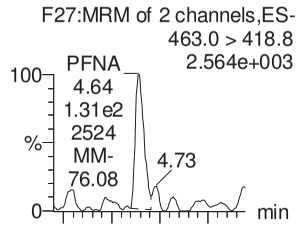

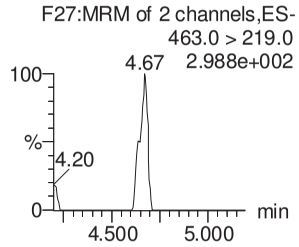

13C2-6:2 FTS

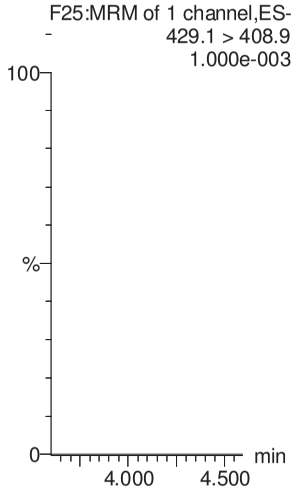

13C4-PFHpA

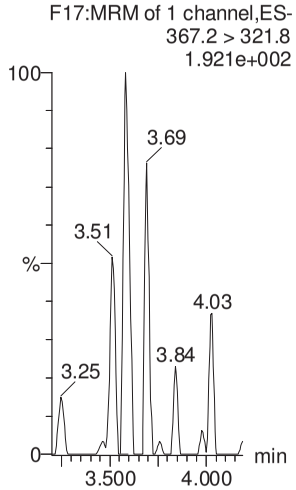

18O2-PFHxS

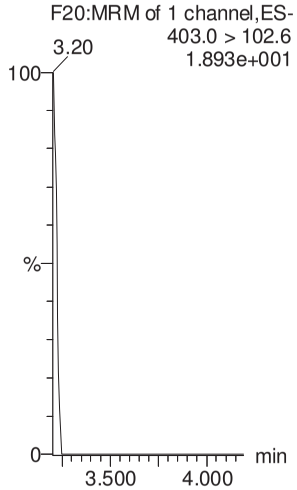

13C2-PFOA

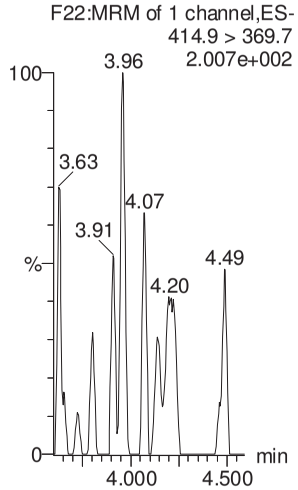

13C8-PFOS

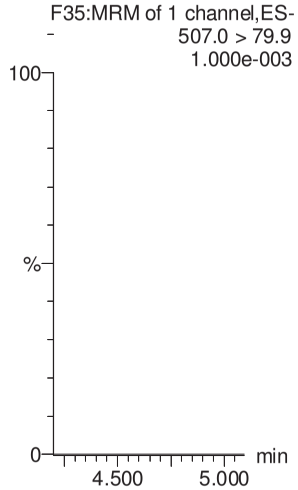

13C5-PFNA

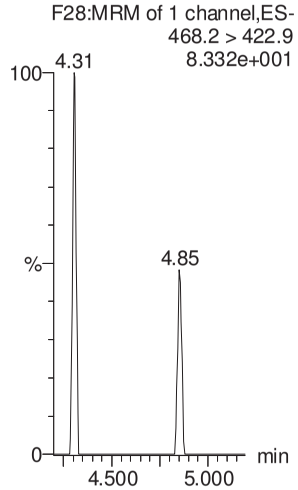

Dataset: Untitled

Last Altered: Sunday, August 26, 2018 13:16:26 Pacific Daylight Time
Printed: Sunday, August 26, 2018 13:16:38 Pacific Daylight Time

Name: 180825M1_12, Date: 25-Aug-2018, Time: 15:28:58, ID: IPA, Description: IPA

PFOSA

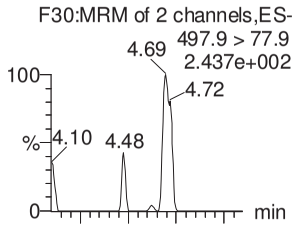

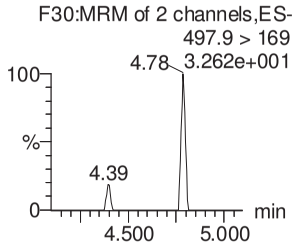

L-PFOS

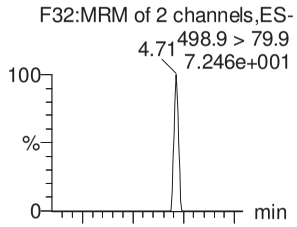

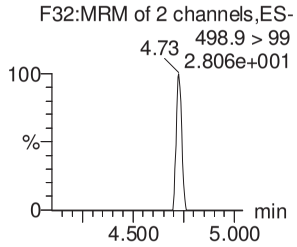

PFDA

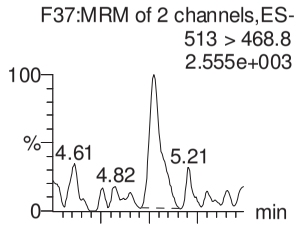

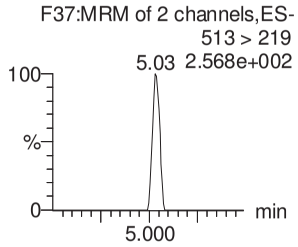

8:2 FTS

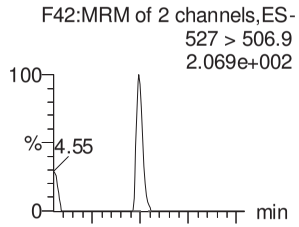

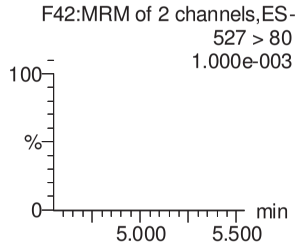

PFNS

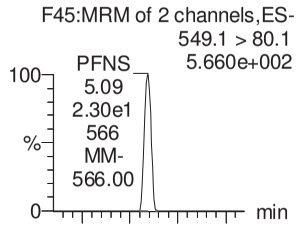

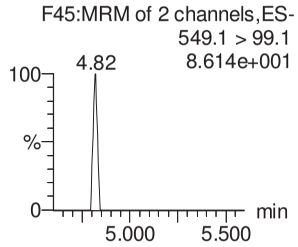

L-MeFOSAA

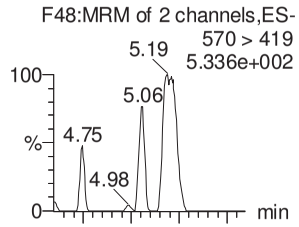

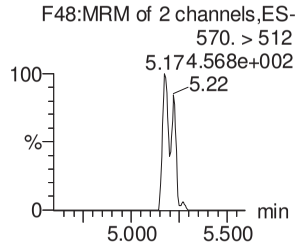

13C8-PFOSA

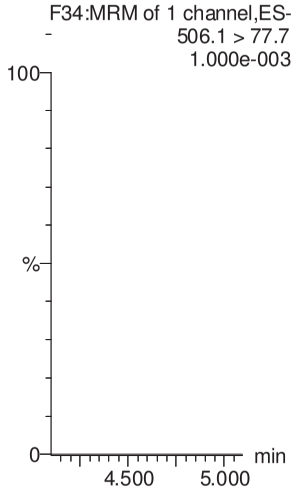

13C8-PFOS

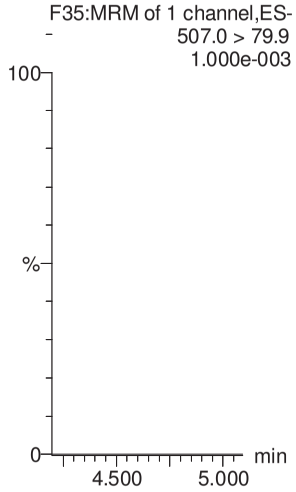

13C2-PFDA

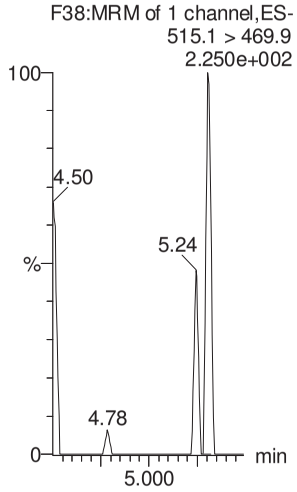

13C2-8:2 FTS

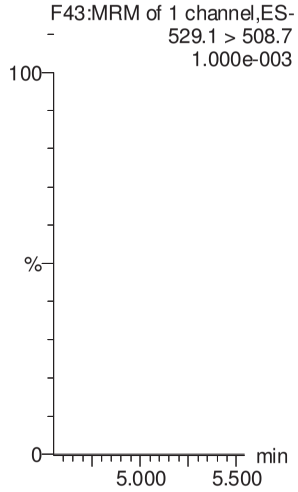

13C8-PFOS

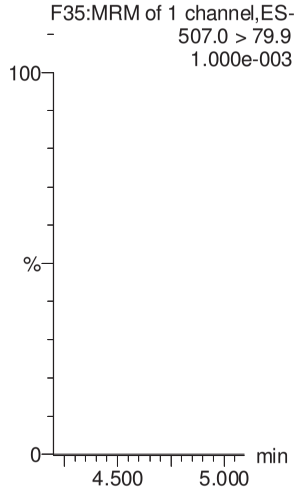

d3-N-MeFOSAA

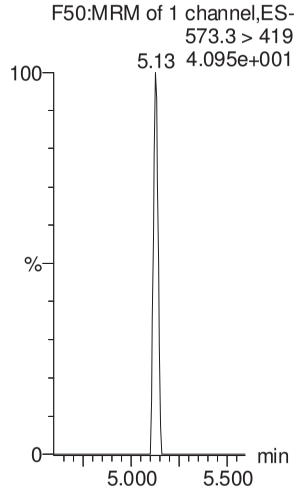

Dataset: Untitled

Last Altered: Sunday, August 26, 2018 13:16:26 Pacific Daylight Time
Printed: Sunday, August 26, 2018 13:16:38 Pacific Daylight Time

Name: 180825M1_12, Date: 25-Aug-2018, Time: 15:28:58, ID: IPA, Description: IPA

L-EtFOSAA

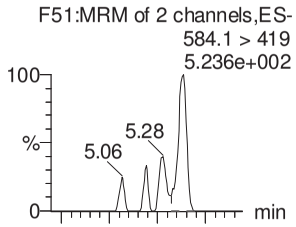

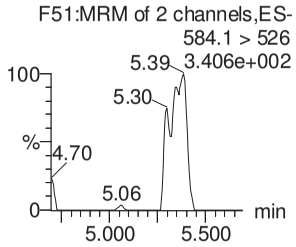

PFDoA

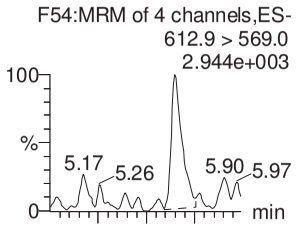

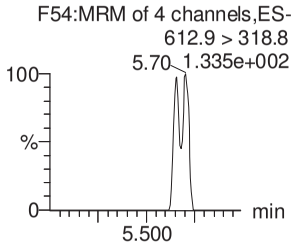

PFDS

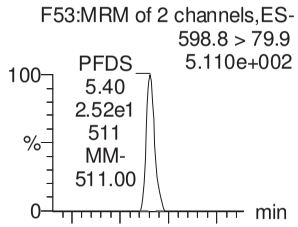

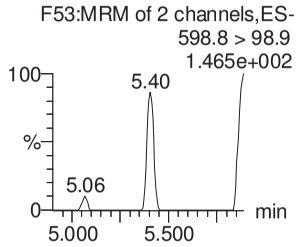

PFUdA

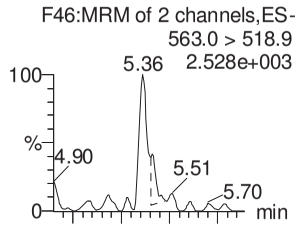

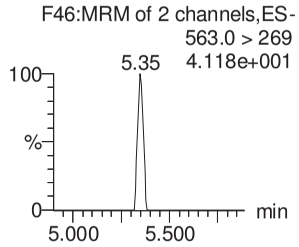

N-MeFOSA

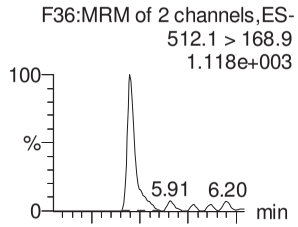

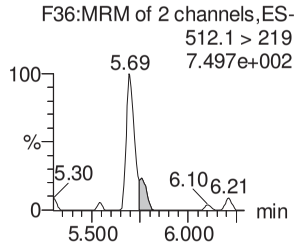

PFTrDA

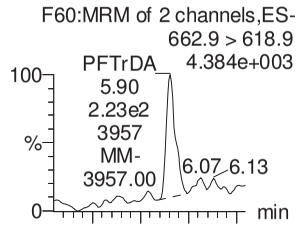

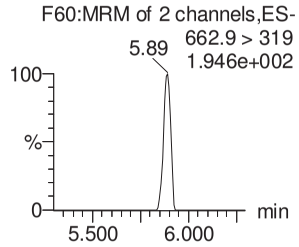

d5-N-EtFOSAA

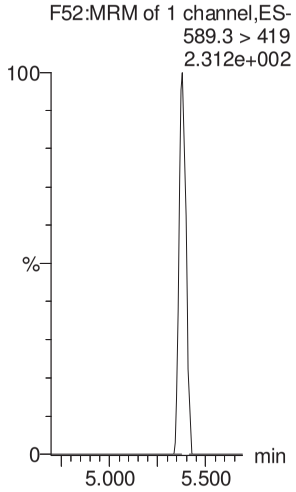

13C2-PFDoA

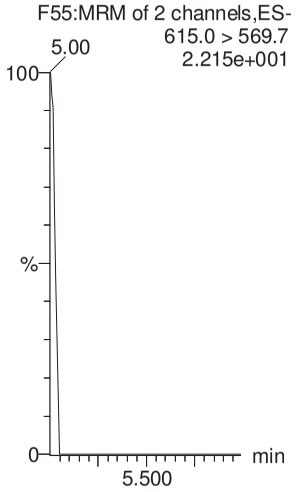

13C8-PFOS

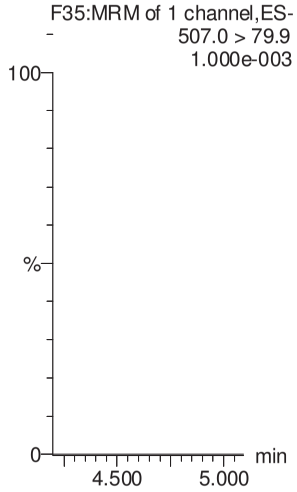

13C2-PFUdA

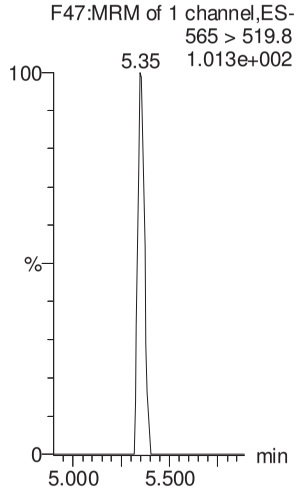

d3-N-MeFOSA

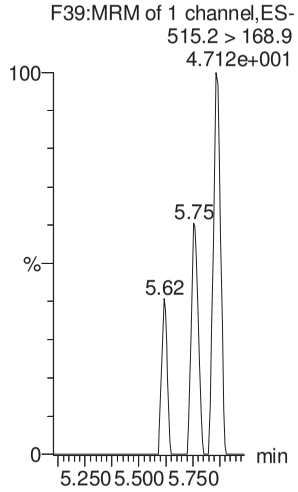

13C2-PFDoA

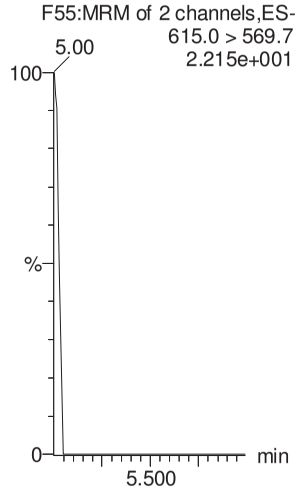

Dataset: Untitled

Last Altered: Sunday, August 26, 2018 13:16:26 Pacific Daylight Time
Printed: Sunday, August 26, 2018 13:16:38 Pacific Daylight Time

Name: 180825M1_12, Date: 25-Aug-2018, Time: 15:28:58, ID: IPA, Description: IPA

PFTeDA

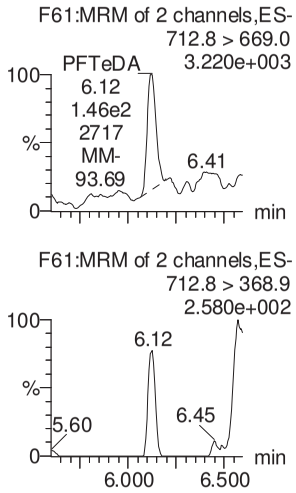

N-EtFOSA

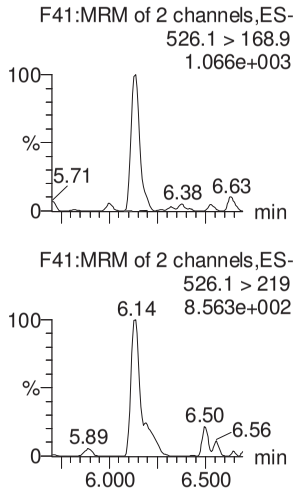

PFHxDA

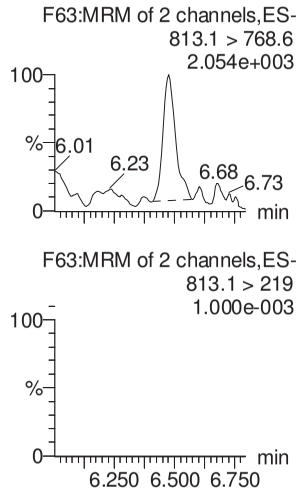

PFODA

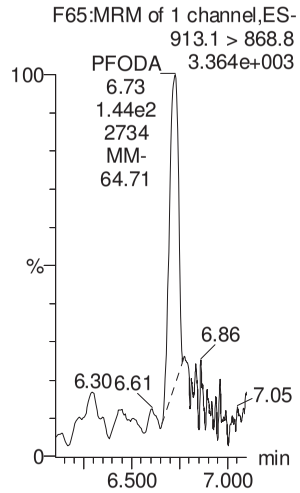

N-MeFOSE

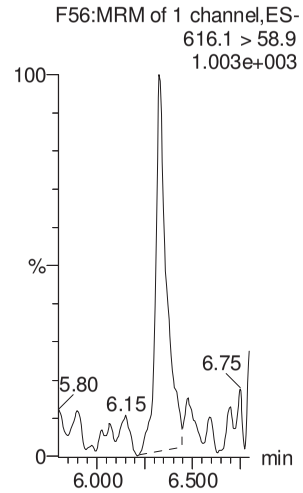

N-EtFOSE

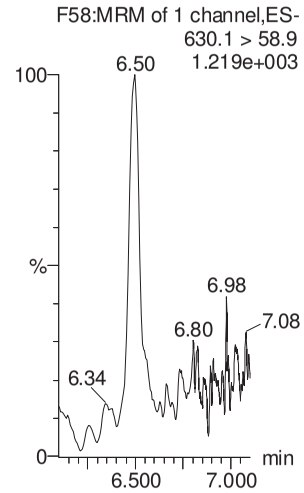

13C2-PFTeDA

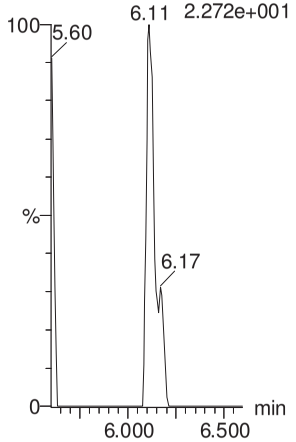

d5-N-ETFOSA

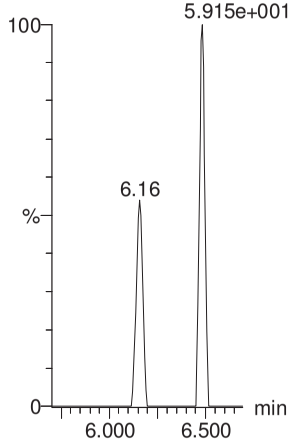

13C2-PFHxDA

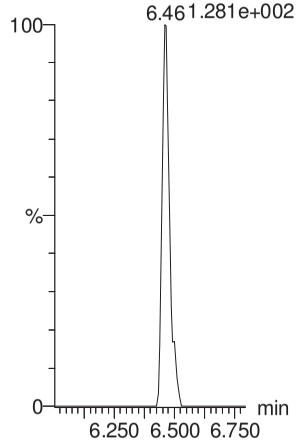

13C2-PFHxDA

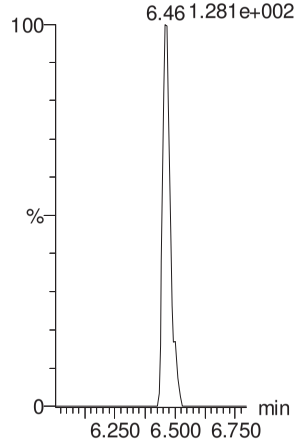

d7-N-MeFOSE

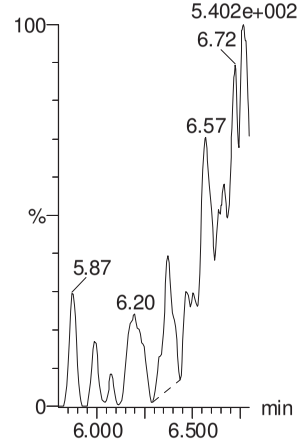

d9-N-EtFOSE

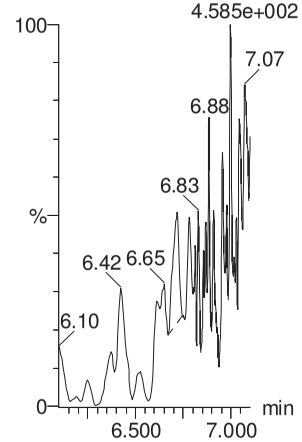

Dataset: Untitled

Last Altered: Sunday, August 26, 2018 13:16:26 Pacific Daylight Time
Printed: Sunday, August 26, 2018 13:16:38 Pacific Daylight Time

Name: 180825M1_12, Date: 25-Aug-2018, Time: 15:28:58, ID: IPA, Description: IPA

13C4-PFBA

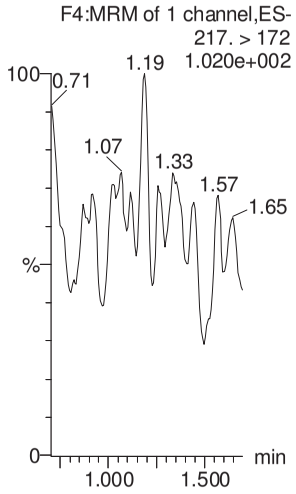

13C5-PFHxA

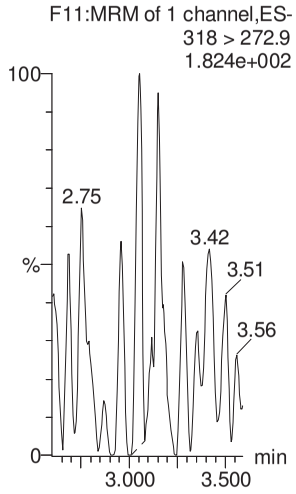

13C3-PFHxS

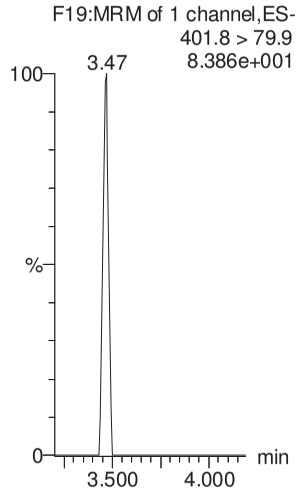

13C8-PFOA

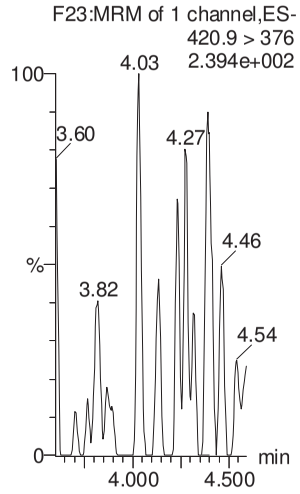

13C9-PFNA

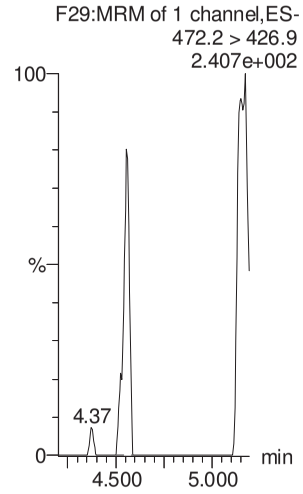

13C4-PFOS

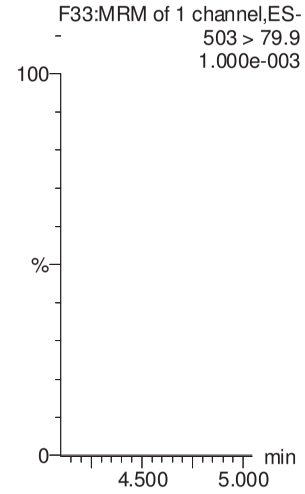

13C6-PFDA

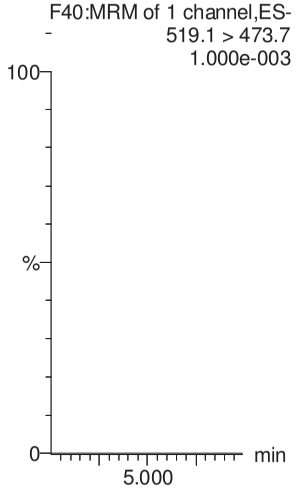

13C7-PFUdA

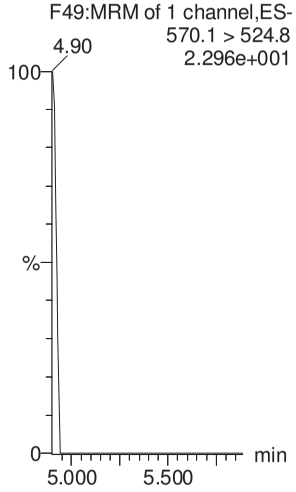

Dataset: F:\Projects\PFAS.PRO\Results\180825M1\180825M1-41.qld

Last Altered: Sunday, August 26, 2018 14:53:03 Pacific Daylight Time
Printed: Sunday, August 26, 2018 14:53:13 Pacific Daylight Time

GRB 8/27/18

Name: 180825M1_41, Date: 25-Aug-2018, Time: 20:36:37, ID: ST180825M1-12 PFC CS3 18H2107, Description: PFC CS3 18H2107

	#	Name	Trace	Area	IS Area	wt/vol	RT	Response	Conc.	%Rec	Recovery ...	Ion Ratio	Ratio Out?
1	1	PFBA	213.0 > 168.8	18584.441	21395.893	1.00	1.27	10.857	9.4	93.8	NO		
2	2	PFPeA	263.1 > 218.9	27652.148	36507.137	1.00	2.28	9.468	9.9	99.0	NO		
3	3	PFBS	299.0 > 79.7	5797.156	3767.878	1.00	2.57	19.232	9.7	96.6	NO	2.825	NO
4	4	4:2 FTS	327.2>307.2	5695.279	7334.036	1.00	2.99	9.707	10.2	102.4	NO	1.722	NO
5	5	PFHxA	313 > 269	40933.230	21800.963	1.00	3.08	9.388	10.0	99.7	NO	15.065	NO
6	6	PFPeS	349.1>80.1	5016.445	3767.878	1.00	3.29	16.642	9.9	99.4	NO	1.708	NO
7	36	13C3-PFBA	216.1 > 171.8	21395.893	26327.094	1.00	1.27	10.159	12.3	98.3	NO		
8	37	13C3-PFPeA	266. > 221.8	36507.137	58097.230	1.00	2.27	7.855	12.3	98.2	NO		
9	38	13C3-PFBS	302. > 98.8	3767.878	58097.230	1.00	2.57	0.811	12.4	99.6	NO		
10	39	13C2-4:2 FTS	329.2>308.9	7334.036	58097.230	1.00	2.99	1.578	11.3	90.2	NO		
11	40	13C2-PFHxA	315 > 270	21800.963	58097.230	1.00	3.08	4.691	4.8	97.0	NO		
12	38	13C3-PFBS	302. > 98.8	3767.878	58097.230	1.00	2.57	0.811	12.4	99.6	NO		
13	-1												
14	10	6:2 FTS	427.1 > 407	6263.566	7585.579	1.00	4.18	10.322	10.3	103.3	NO	3.043	NO
15	7	PFHpA	363.0 > 318.9	30059.539	33780.121	1.00	3.70	11.123	9.5	95.0	NO	24.271	NO
16	8	L-PFHxS	398.9 > 79.6	4402.933	3152.758	1.00	3.86	17.457	10.1	101.0	NO	1.751	NO
17	11	L-PFOA	412.8 > 368.9	48988.926	50145.359	1.00	4.24	12.212	9.8	98.5	NO	3.280	NO
18	13	PFHpS	449 > 80.0	5573.360	7613.577	1.00	4.35	9.150	10.8	108.2	NO	1.756	NO
19	14	PFNA	463.0 > 418.8	49160.641	51218.027	1.00	4.68	11.998	10.0	100.4	NO	5.662	NO
20	43	13C2-6:2 FTS	429.1 > 408.9	7585.579	61280.457	1.00	4.18	1.547	11.6	92.6	NO		
21	41	13C4-PFHpA	367.2 > 321.8	33780.121	58097.230	1.00	3.70	7.268	12.4	99.3	NO		
22	42	18O2-PFHxS	403.0 > 102.6	3152.758	6904.630	1.00	3.86	5.708	11.0	88.3	NO		
23	44	13C2-PFOA	414.9 > 369.7	50145.359	61280.457	1.00	4.24	10.229	11.9	94.9	NO		
24	47	13C8-PFOS	507.0 > 79.9	7613.577	7472.268	1.00	4.77	12.736	12.0	95.9	NO		
25	45	13C5-PFNA	468.2 > 422.9	51218.027	54615.766	1.00	4.68	11.722	12.2	97.7	NO		
26	-1												
27	15	PFOSA	497.9 > 77.9	8879.618	11033.470	1.00	4.74	10.060	9.6	95.7	NO	28.895	NO
28	16	L-PFOS	498.9 > 79.9	5816.393	7613.577	1.00	4.77	9.549	9.8	98.1	NO	1.795	NO
29	18	PFDA	513 > 468.8	49098.695	51206.254	1.00	5.07	11.986	9.8	97.6	NO	6.452	NO
30	19	8:2 FTS	527 > 506.9	6060.207	5906.195	1.00	5.04	12.826	9.4	93.5	NO	2.442	NO
31	20	PFNS	549.1 > 80.1	5225.059	7613.577	1.00	5.13	8.579	11.1	111.4	NO	1.705	NO
32	21	L-MeFOSAA	570 > 419	12583.911	12608.433	1.00	5.22	12.476	9.7	97.3	NO	2.659	NO
33	46	13C8-PFOSA	506.1 > 77.7	11033.470	58059.926	1.00	4.74	2.375	12.1	97.1	NO		
34	47	13C8-PFOS	507.0 > 79.9	7613.577	7472.268	1.00	4.77	12.736	12.0	95.9	NO		

8/26/18

Dataset: F:\Projects\PFAS.PRO\Results\180825M1\180825M1-41.qld

Last Altered: Sunday, August 26, 2018 14:53:03 Pacific Daylight Time
Printed: Sunday, August 26, 2018 14:53:13 Pacific Daylight Time

Name: 180825M1_41, Date: 25-Aug-2018, Time: 20:36:37, ID: ST180825M1-12 PFC CS3 18H2107, Description: PFC CS3 18H2107

	#	Name	Trace	Area	IS Area	wt/vol	RT	Response	Conc.	%Rec	Recovery ...	Ion Ratio	Ratio Out?
35	48	13C2-PFDA	515.1 > 469.9	51206.254	55434.770	1.00	5.07	11.547	12.2	97.9	NO		
36	49	13C2-8:2 FTS	529.1 > 508.7	5906.195	61280.457	1.00	5.04	1.205	11.5	91.9	NO		
37	47	13C8-PFOS	507.0 > 79.9	7613.577	7472.268	1.00	4.77	12.736	12.0	95.9	NO		
38	50	d3-N-MeFOSAA	573.3 > 419	12608.433	58059.926	1.00	5.22	2.715	12.0	95.8	NO		
39	-1												
40	23	L-EtFOSAA	584.1 > 419	10573.252	13848.154	1.00	5.38	9.544	9.8	98.1	NO	1.545	NO
41	27	PFDoA	612.9 > 569.0	49264.277	58506.953	1.00	5.69	10.525	9.6	96.1	NO	7.991	NO
42	26	PFDS	598.8 > 79.9	5986.219	7613.577	1.00	5.45	9.828	10.6	106.4	NO	1.600	NO
43	25	PFUdA	563.0 > 518.9	43219.672	58632.914	1.00	5.40	9.214	9.7	97.3	NO	12.785	NO
44	28	N-MeFOSA	512.1 > 168.9	15817.277	44731.328	1.00	5.76	53.041	53.0	105.9	NO	1.475	NO
45	29	PFTrDA	662.9 > 618.9	52929.594	58506.953	1.00	5.93	11.308	9.9	99.2	NO	33.750	NO
46	52	d5-N-EtFOSAA	589.3 > 419	13848.154	58059.926	1.00	5.37	2.981	12.1	96.8	NO		
47	53	13C2-PFDoA	615.0 > 569.7	58506.953	55434.770	1.00	5.69	13.193	11.5	92.4	NO		
48	47	13C8-PFOS	507.0 > 79.9	7613.577	7472.268	1.00	4.77	12.736	12.0	95.9	NO		
49	51	13C2-PFUdA	565 > 519.8	58632.914	58059.926	1.00	5.40	12.623	12.5	100.2	NO		
50	54	d3-N-MeFOSA	515.2 > 168.9	44731.328	58059.926	1.00	5.78	9.630	144.8	96.5	NO		
51	53	13C2-PFDoA	615.0 > 569.7	58506.953	55434.770	1.00	5.69	13.193	11.5	92.4	NO		
52	-1												
53	30	PFTeDA	712.8 > 669.0	42430.438	41397.457	1.00	6.15	12.812	9.8	98.2	NO	11.707	NO
54	31	N-EtFOSA	526.1 > 168.9	17004.670	54093.691	1.00	6.18	47.153	50.2	100.4	NO	1.470	NO
55	32	PFHxDA	813.1 > 768.6	26500.816	19800.355	1.00	6.49	6.692	10.1	101.1	NO	36.896	NO
56	33	PFODA	913.1 > 868.8	31957.594	19800.355	1.00	6.72	8.070	9.7	97.5	NO		
57	34	N-MeFOSE	616.1 > 58.9	11759.439	35764.176	1.00	6.36	49.321	50.4	100.8	NO		
58	35	N-EtFOSE	630.1 > 58.9	13657.448	35465.730	1.00	6.51	57.763	52.4	104.8	NO		
59	55	13C2-PFTeDA	714.8 > 669.6	41397.457	58059.926	1.00	6.15	8.913	12.3	98.6	NO		
60	56	d5-N-ETFOSA	531.1 > 168.9	54093.691	58059.926	1.00	6.20	11.646	142.8	95.2	NO		
61	57	13C2-PFHxDA	815 > 769.7	19800.355	58059.926	1.00	6.49	4.263	4.6	92.8	NO		
62	57	13C2-PFHxDA	815 > 769.7	19800.355	58059.926	1.00	6.49	4.263	4.6	92.8	NO		
63	58	d7-N-MeFOSE	623.1 > 58.9	35764.176	58059.926	1.00	6.35	7.700	142.6	95.1	NO		
64	59	d9-N-EtFOSE	639.2 > 58.8	35465.730	58059.926	1.00	6.50	7.636	142.3	94.9	NO		
65	-1												
66	60	13C4-PFBA	217. > 172	26327.094	26327.094	1.00	1.27	12.500	12.5	100.0	NO		
67	61	13C5-PFHxA	318 > 272.9	58097.230	58097.230	1.00	3.07	12.500	12.5	100.0	NO		
68	62	13C3-PFHxS	401.8 > 79.9	6904.630	6904.630	1.00	3.86	12.500	12.5	100.0	NO		

Dataset: F:\Projects\PFAS.PRO\Results\180825M1\180825M1-41.qld

Last Altered: Sunday, August 26, 2018 14:53:03 Pacific Daylight Time
Printed: Sunday, August 26, 2018 14:53:13 Pacific Daylight Time

Name: 180825M1_41, Date: 25-Aug-2018, Time: 20:36:37, ID: ST180825M1-12 PFC CS3 18H2107, Description: PFC CS3 18H2107

	#	Name	Trace	Area	IS Area	wt/vol	RT	Response	Conc.	%Rec	Recovery ...	Ion Ratio	Ratio Out?
69	63	13C8-PFOA	420.9 > 376	61280.457	61280.457	1.00	4.24	12.500	12.5	100.0	NO		
70	64	13C9-PFNA	472.2 > 426.9	54615.766	54615.766	1.00	4.68	12.500	12.5	100.0	NO		
71	65	13C4-PFOS	503 > 79.9	7472.268	7472.268	1.00	4.77	12.500	12.5	100.0	NO		
72	66	13C6-PFDA	519.1 > 473.7	55434.770	55434.770	1.00	5.07	12.500	12.5	100.0	NO		
73	67	13C7-PFUdA	570.1 > 524.8	58059.926	58059.926	1.00	5.40	12.500	12.5	100.0	NO		

Vista Analytical Laboratory

Dataset: Untitled

Last Altered: Sunday, August 26, 2018 14:56:43 Pacific Daylight Time
Printed: Sunday, August 26, 2018 14:57:50 Pacific Daylight Time

Method: F:\Projects\PFAS.PRO\MethDB\PFAS_FULL_80C_082518.mdb 26 Aug 2018 14:37:22
Calibration: F:\Projects\PFAS.PRO\CurveDB\C18_VAL-PFAS_Q4_08-25-18.cdb 26 Aug 2018 13:56:38

Compound name: PFBA

	#	Name	ID	Acq.Date	Acq.Time
1	1	180825M1_1	IPA	25-Aug-18	13:32:22
2	2	180825M1_2	ST180825M1-1 PFC CS-2 18H2102	25-Aug-18	13:42:57
3	3	180825M1_3	ST180825M1-2 PFC CS-1 18H2103	25-Aug-18	13:53:35
4	4	180825M1_4	ST180825M1-3 PFC CS0 18H2104	25-Aug-18	14:04:14
5	5	180825M1_5	ST180825M1-4 PFC CS1 18H2105	25-Aug-18	14:14:47
6	6	180825M1_6	ST180825M1-5 PFC CS2 18H2106	25-Aug-18	14:25:25
7	7	180825M1_7	ST180825M1-6 PFC CS3 18H2107	25-Aug-18	14:35:59
8	8	180825M1_8	ST180825M1-7 PFC CS4 18H2108	25-Aug-18	14:46:37
9	9	180825M1_9	ST180825M1-8 PFC CS5 18H2109	25-Aug-18	14:57:09
10	10	180825M1_10	ST180825M1-9 PFC CS6 18H2110	25-Aug-18	15:07:47
11	11	180825M1_11	ST180825M1-10 PFC CS7 18H2111	25-Aug-18	15:18:19
12	12	180825M1_12	IPA	25-Aug-18	15:28:58
13	13	180825M1_13	ICV180825M1-1 PFC 537 ICV 18H2112	25-Aug-18	15:39:31
14	14	180825M1_14	1802221-01 REEPDW1228 0.12094	25-Aug-18	15:50:33
15	15	180825M1_15	1802221-02 REEPDW1232 0.1198	25-Aug-18	16:01:06
16	16	180825M1_16	1802266-01 REEPDW1233 0.1198	25-Aug-18	16:11:44
17	17	180825M1_17	1802253-08 GW1808011555JTM 0.247...	25-Aug-18	16:22:17
18	18	180825M1_18	1802253-12 GW1808021200JTM 0.255...	25-Aug-18	16:32:55
19	19	180825M1_19	1802151-01@5x TA-SB-59 (2-3)-EPA 1....	25-Aug-18	16:43:27
20	20	180825M1_20	1802253-06@10x GW1808011525SK 0...	25-Aug-18	16:54:05
21	21	180825M1_21	1802253-07@10x GW1808011555SK 0...	25-Aug-18	17:04:38
22	22	180825M1_22	1802253-09@10x GW1808021000JTM ...	25-Aug-18	17:15:16
23	23	180825M1_23	1802253-10@10x GW1808021010SK 0...	25-Aug-18	17:25:50
24	24	180825M1_24	IPA	25-Aug-18	17:36:28
25	25	180825M1_25	ST180825M1-11 PFC CS3 18H2107	25-Aug-18	17:47:02
26	26	180825M1_26	1802253-11@10x GW1808021110SK 0...	25-Aug-18	17:57:40
27	27	180825M1_27	1802253-13@20x GW1808021305SK 0...	25-Aug-18	18:08:13
28	28	180825M1_28	B8H0014-BS1 OPR 0.25	25-Aug-18	18:18:51
29	29	180825M1_29	B8H0014-BLK1 Method Blank 0.25	25-Aug-18	18:29:29
30	30	180825M1_30	B8H0014-MS1 Matrix Spike 0.25251	25-Aug-18	18:40:02
31	31	180825M1_31	B8H0014-MSD1 Matrix Spike Dup 0.2563	25-Aug-18	18:50:40
32	32	180825M1_32	1802094-01 FC-MW025R1-20180726 0...	25-Aug-18	19:01:19

Dataset: Untitled

Last Altered: Sunday, August 26, 2018 14:56:43 Pacific Daylight Time
Printed: Sunday, August 26, 2018 14:57:50 Pacific Daylight Time

Compound name: PFBA

	#	Name	ID	Acq.Date	Acq.Time
33	33	180825M1_33	1802094-02 SA-PZ163I-20180726 0.24...	25-Aug-18	19:11:52
34	34	180825M1_34	1802094-03 SA-PZ181I-20180726 0.25...	25-Aug-18	19:22:31
35	35	180825M1_35	1802094-04 SA-PZ182I-20180726 0.24...	25-Aug-18	19:33:04
36	36	180825M1_36	1802094-05 SA-PZ145I-20180726 0.25...	25-Aug-18	19:43:42
37	37	180825M1_37	1802094-06 SA-PZ145D-20180726 0.2...	25-Aug-18	19:54:15
38	38	180825M1_38	1802094-07 SA-MW128I-20180726 0.253	25-Aug-18	20:04:53
39	39	180825M1_39	1802094-08 SA-PZ144I-20180726 0.26...	25-Aug-18	20:15:26
40	40	180825M1_40	IPA	25-Aug-18	20:26:05
41	41	180825M1_41	ST180825M1-12 PFC CS3 18H2107	25-Aug-18	20:36:37
42	42	180825M1_42	1802094-09 SA-PZ144S-20180726 0.2...	25-Aug-18	20:47:16
43	43	180825M1_43	1802094-10 SA-PZ171I-20180727 0.25...	25-Aug-18	20:57:48
44	44	180825M1_44	1802094-11 SA-SW201-20180727 0.10...	25-Aug-18	21:08:27
45	45	180825M1_45	1802094-12 SA-SW204-20180727 0.10...	25-Aug-18	21:19:05
46	46	180825M1_46	1802094-13 SA-SW301-20180727 0.10...	25-Aug-18	21:29:38
47	47	180825M1_47	1802094-14 EB01-072618 0.11489	25-Aug-18	21:40:09
48	48	180825M1_48	1802094-15 FRB01-072618 0.11916	25-Aug-18	21:50:47
49	49	180825M1_49	1802094-16 GW01-072618 0.25129	25-Aug-18	22:01:21
50	50	180825M1_50	1802094-17 SA-DUP-01-20180726 0.2...	25-Aug-18	22:11:59
51	51	180825M1_51	1802094-18 EB02-072718 0.11695	25-Aug-18	22:22:37
52	52	180825M1_52	1802094-19 FRB02-072718 0.11299	25-Aug-18	22:33:11
53	53	180825M1_53	B8H0064-BS1 OPR 0.25	25-Aug-18	22:43:49
54	54	180825M1_54	B8H0064-BLK1 Method Blank 0.25	25-Aug-18	22:54:22
55	55	180825M1_55	B8H0064-MS1 Matrix Spike 0.25286	25-Aug-18	23:05:01
56	56	180825M1_56	B8H0064-MSD1 Matrix Spike Dup 0.249...	25-Aug-18	23:15:33
57	57	180825M1_57	1802154-01RE1 WE13-GW-TANK1-ID...	25-Aug-18	23:26:12
58	58	180825M1_58	1802154-02RE1 WE13-GW-TANK2-ID...	25-Aug-18	23:36:50
59	59	180825M1_59	1802154-03RE1 EB03-WE13-GW-IDW-...	25-Aug-18	23:47:23
60	60	180825M1_60	1802155-01RE1 FRB03-WE13-GW-ID...	25-Aug-18	23:58:01
61	61	180825M1_61	IPA	26-Aug-18	00:08:34
62	62	180825M1_62	ST180825M1-13 PFC CS3 18H2107	26-Aug-18	00:19:12
63	63	180825M1_63	ST180825M1-14 PFC CS0 18H2104	26-Aug-18	00:29:46
64	64	180825M1_64	1802168-01RE1 SW-DP02-20180730 0...	26-Aug-18	00:40:24
65	65	180825M1_65	1802168-02RE1 SW-DP01-20180730 0...	26-Aug-18	00:50:56
66	66	180825M1_66	1802168-03RE1 FRB04-073018 0.11884	26-Aug-18	01:01:35
67	67	180825M1_67	1802168-04RE1 EB-073018 0.12041	26-Aug-18	01:12:13
68	68	180825M1_68	1802168-05RE1 GW01-20180730 0.25...	26-Aug-18	01:22:46

Vista Analytical Laboratory

Dataset: Untitled

Last Altered: Sunday, August 26, 2018 14:56:43 Pacific Daylight Time
Printed: Sunday, August 26, 2018 14:57:50 Pacific Daylight Time

Compound name: PFBA

	#	Name	ID	Acq.Date	Acq.Time
69	69	180825M1_69	1802168-06RE1 FT-PZ458I-20180730 ...	26-Aug-18	01:33:24
70	70	180825M1_70	1802168-07RE1 FT-PZ460I-20180730 ...	26-Aug-18	01:43:56
71	71	180825M1_71	1802168-08RE1 FT-PZ461I-20180730 ...	26-Aug-18	01:54:35
72	72	180825M1_72	1802168-09RE1 FT-PZ463I-20180730 ...	26-Aug-18	02:05:13
73	73	180825M1_73	1802168-10RE1 FT-PZ464I-20180730 ...	26-Aug-18	02:15:45
74	74	180825M1_74	1802168-11RE1 FT-PZ464S-20180730 ...	26-Aug-18	02:26:24
75	75	180825M1_75	1802168-12RE1 FRB05-073118 0.11967	26-Aug-18	02:36:56
76	76	180825M1_76	1802168-13RE1 EB05-073118 0.11727	26-Aug-18	02:47:34
77	77	180825M1_77	IPA	26-Aug-18	02:58:07
78	78	180825M1_78	ST180825M1-15 PFC CS3 18H2107	26-Aug-18	03:08:45
79	79	180825M1_79	1802168-14RE1 FT-GA10-20180731 0....	26-Aug-18	03:19:17
80	80	180825M1_80	1802168-15RE1 FT-GA12-20180731 0....	26-Aug-18	03:29:56
81	81	180825M1_81	1802168-16RE1 FT-GA13-20180731 0....	26-Aug-18	03:40:28
82	82	180825M1_82	B8H0083-BS1 OPR 0.125	26-Aug-18	03:51:07
83	83	180825M1_83	B8H0083-BLK1 Method Blank 0.125	26-Aug-18	04:01:40
84	84	180825M1_84	B8H0083-MS1 Matrix Spike 0.11621	26-Aug-18	04:12:18
85	85	180825M1_85	B8H0083-MSD1 Matrix Spike Dup 0.116...	26-Aug-18	04:22:50
86	86	180825M1_86	1802364-01 REEPDW1234 0.12045	26-Aug-18	04:33:29
87	87	180825M1_87	1802364-02 REEPDW1235 0.11304	26-Aug-18	04:44:02
88	88	180825M1_88	1802364-03 REEPDW1236 0.11917	26-Aug-18	04:54:40
89	89	180825M1_89	1802364-04 REEPDW1237 0.11638	26-Aug-18	05:05:13
90	90	180825M1_90	1802364-05 REEPDW1238 0.1166	26-Aug-18	05:15:52
91	91	180825M1_91	1802365-01 REEPDW1234FRB 0.11762	26-Aug-18	05:26:30
92	92	180825M1_92	1802365-02 REEPDW1235FRB 0.12024	26-Aug-18	05:37:03
93	93	180825M1_93	1802365-03 REEPDW1236FRB 0.12013	26-Aug-18	05:47:42
94	94	180825M1_94	1802365-04 REEPDW1237FRB 0.12044	26-Aug-18	05:58:20
95	95	180825M1_95	1802365-05 REEPDW1238FRB 0.11404	26-Aug-18	06:08:53
96	96	180825M1_96	1802366-01 REEPDW1239 0.12	26-Aug-18	06:19:32
97	97	180825M1_97	1802366-02 REEPDW1240 0.12053	26-Aug-18	06:30:05
98	98	180825M1_98	IPA	26-Aug-18	06:40:44
99	99	180825M1_99	ST180825M1-16 PFC CS3 18H2107	26-Aug-18	06:51:16
100	1...	180825M1_100	1802366-03 REEPDW573 0.11989	26-Aug-18	07:01:54
101	1...	180825M1_101	1802367-01 REEPDW1239FRB 0.11812	26-Aug-18	07:12:26
102	1...	180825M1_102	1802367-02 REEPDW1240FRB 0.11881	26-Aug-18	07:23:05
103	1...	180825M1_103	B8H0113-BS1 OPR 0.125	26-Aug-18	07:33:38
104	1...	180825M1_104	B8H0113-BSD1 LCSD 0.125	26-Aug-18	07:44:16

Vista Analytical Laboratory

Dataset: Untitled

Last Altered: Sunday, August 26, 2018 14:56:43 Pacific Daylight Time
Printed: Sunday, August 26, 2018 14:57:50 Pacific Daylight Time

Compound name: PFBA

	#	Name	ID	Acq.Date	Acq.Time
105	1...	180825M1_105	B8H0113-BLK1 Method Blank 0.125	26-Aug-18	07:54:48
106	1...	180825M1_106	1802414-01 REEPDW1241 0.11509	26-Aug-18	08:05:27
107	1...	180825M1_107	1802414-02 REEPDW1242 0.11982	26-Aug-18	08:16:00
108	1...	180825M1_108	1802414-03 REEPDW1243 0.11649	26-Aug-18	08:26:38
109	1...	180825M1_109	1802414-04 REEPDW1244 0.11739	26-Aug-18	08:37:10
110	1...	180825M1_110	1802415-01 REEPDW1241FRB 0.12082	26-Aug-18	08:47:49
111	1...	180825M1_111	1802415-02 REEPDW1242FRB 0.12025	26-Aug-18	08:58:22
112	1...	180825M1_112	1802415-03 REEPDW1243FRB 0.12165	26-Aug-18	09:09:00
113	1...	180825M1_113	1802415-04 REEPDW1244FRB 0.1186	26-Aug-18	09:19:32
114	1...	180825M1_114	1802416-01 REEPDW1245 0.11966	26-Aug-18	09:30:11
115	1...	180825M1_115	1802417-01 REEPDW1245FRB 0.12092	26-Aug-18	09:40:44
116	1...	180825M1_116	IPA	26-Aug-18	09:51:22
117	1...	180825M1_117	ST180825M1-17 PFC CS3 18H2107	26-Aug-18	10:02:00

Dataset: F:\Projects\PFAS.PRO\Results\180825M1\180825M1-41.qld

Last Altered: Sunday, August 26, 2018 14:53:03 Pacific Daylight Time
Printed: Sunday, August 26, 2018 14:53:13 Pacific Daylight Time

Method: F:\Projects\PFAS.PRO\MethDB\PFAS_FULL_80C_082518.mdb 26 Aug 2018 14:37:22
Calibration: F:\Projects\PFAS.PRO\CurveDB\C18_VAL-PFAS_Q4_08-25-18.cdb 26 Aug 2018 13:56:38

Name: 180825M1_41, Date: 25-Aug-2018, Time: 20:36:37, ID: ST180825M1-12 PFC CS3 18H2107, Description: PFC CS3 18H2107

PFBA

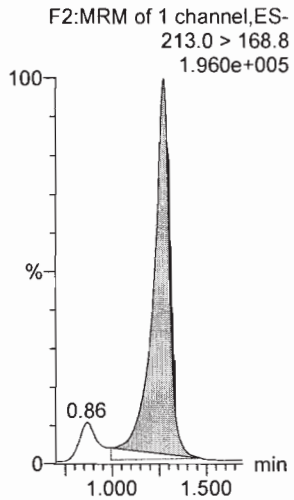

PFPeA

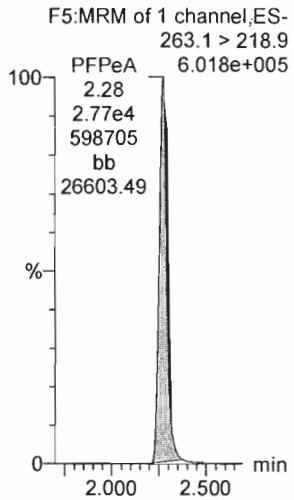

PFBS

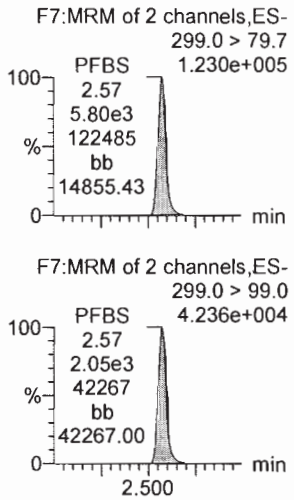

4:2 FTS

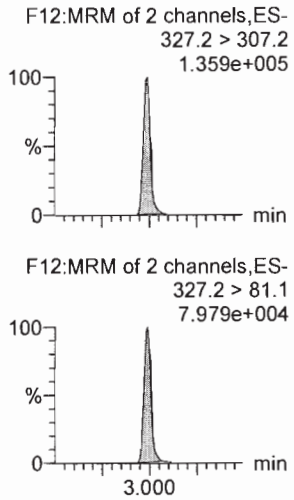

PFHxA

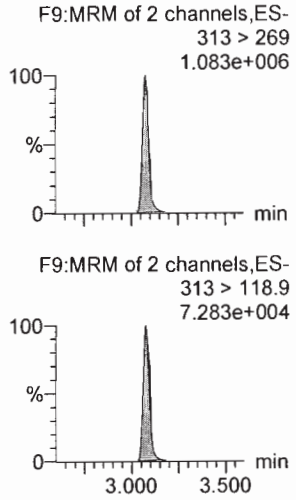

PFPeS

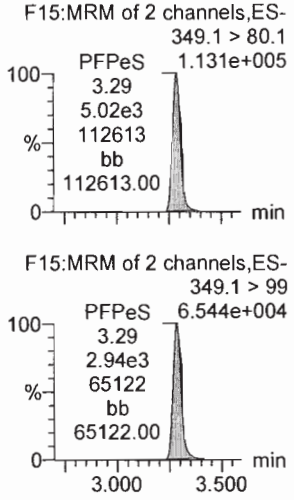

13C3-PFBA

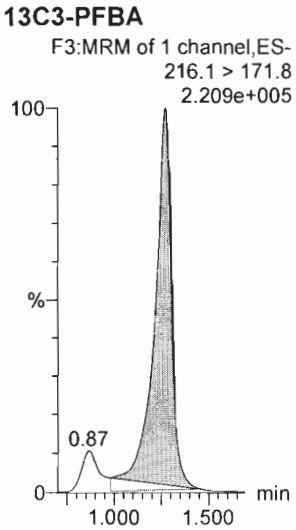

13C3-PFPeA

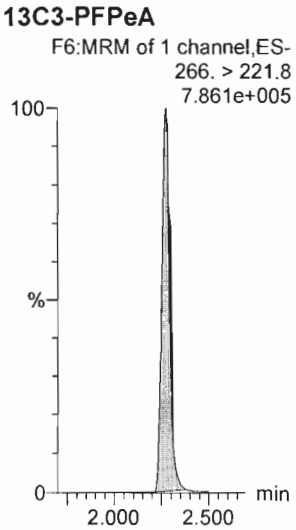

13C3-PFBS

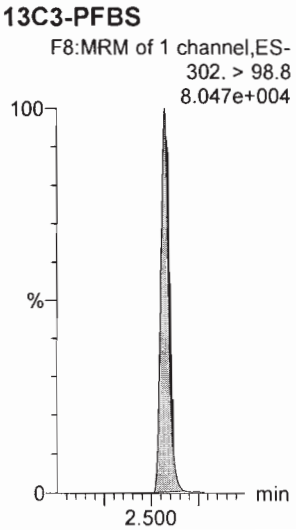

13C2-4:2 FTS

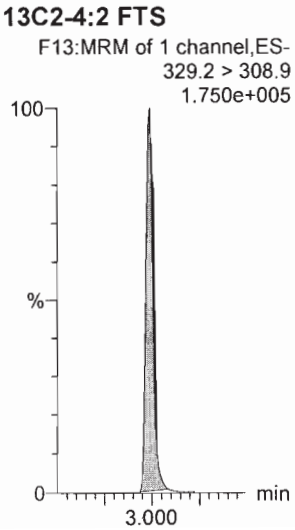

13C2-PFHxA

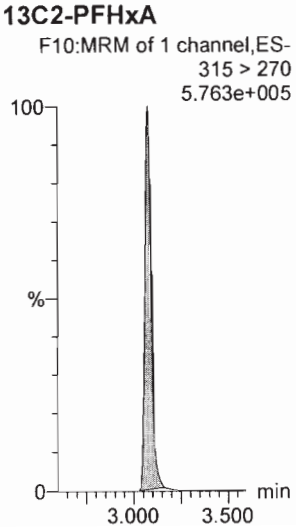

13C3-PFBS

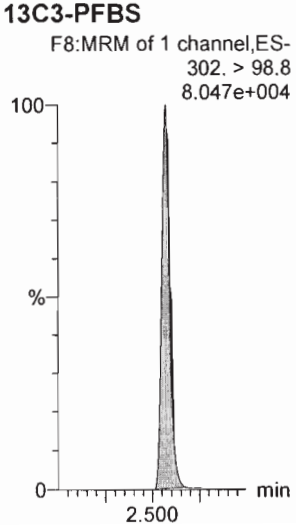

Dataset: F:\Projects\PFAS.PRO\Results\180825M1\180825M1-41.qld

Last Altered: Sunday, August 26, 2018 14:53:03 Pacific Daylight Time
Printed: Sunday, August 26, 2018 14:53:13 Pacific Daylight Time

Name: 180825M1_41, Date: 25-Aug-2018, Time: 20:36:37, ID: ST180825M1-12 PFC CS3 18H2107, Description: PFC CS3 18H2107

6:2 FTS

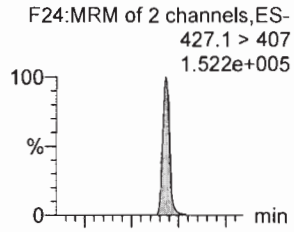

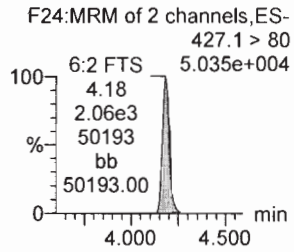

PFHpA

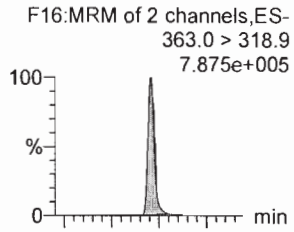

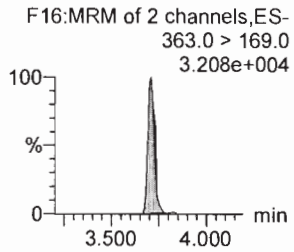

L-PFHxS

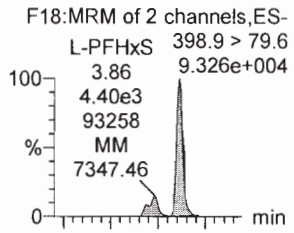

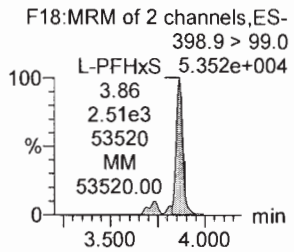

L-PFOA

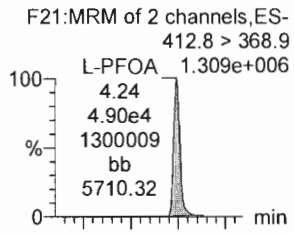

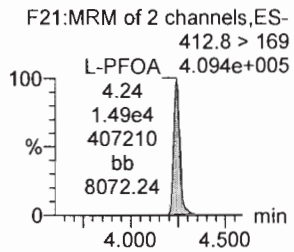

PFHpS

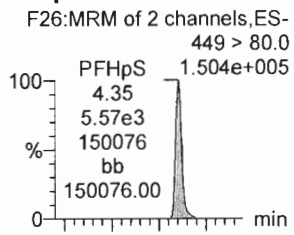

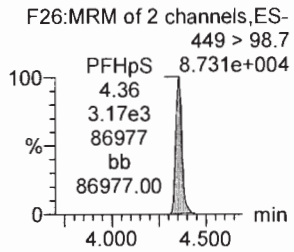

PFNA

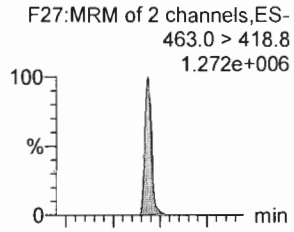

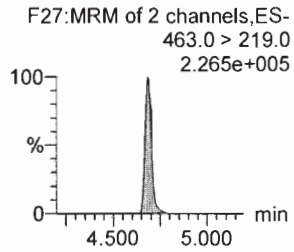

13C2-6:2 FTS

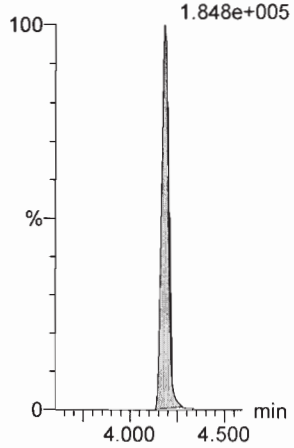

13C4-PFHpA

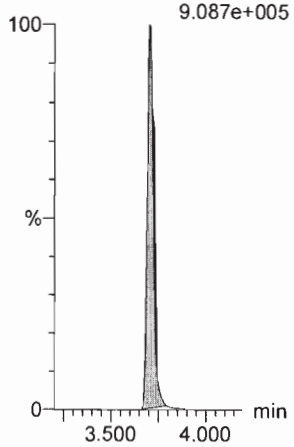

18O2-PFHxS

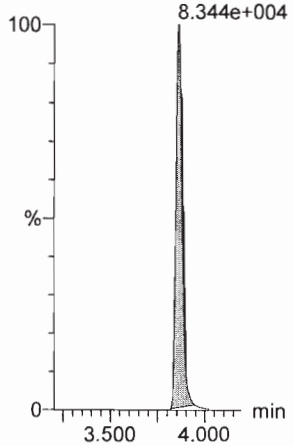

13C2-PFOA

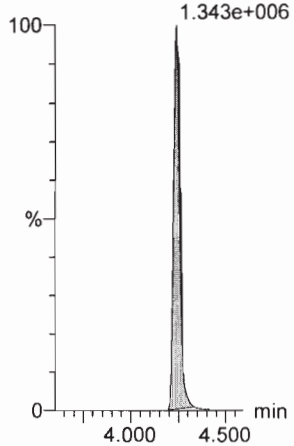

13C8-PFOS

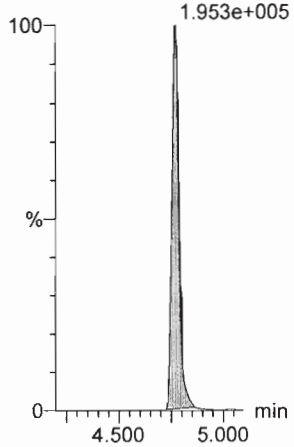

13C5-PFNA

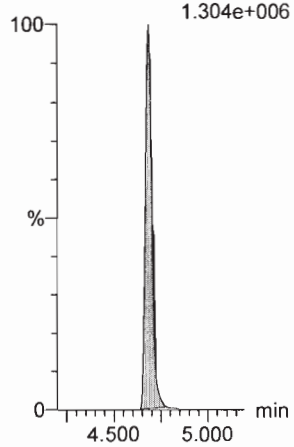

Dataset: F:\Projects\PFAS.PRO\Results\180825M1\180825M1-41.qld

Last Altered: Sunday, August 26, 2018 14:53:03 Pacific Daylight Time
Printed: Sunday, August 26, 2018 14:53:13 Pacific Daylight Time

Name: 180825M1_41, Date: 25-Aug-2018, Time: 20:36:37, ID: ST180825M1-12 PFC CS3 18H2107, Description: PFC CS3 18H2107

PFOSA

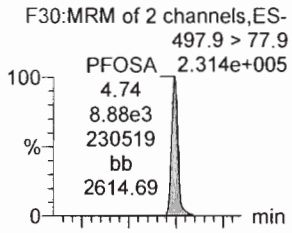

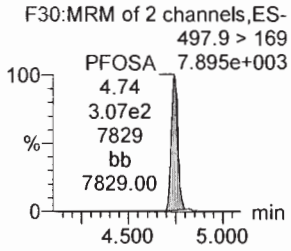

L-PFOS

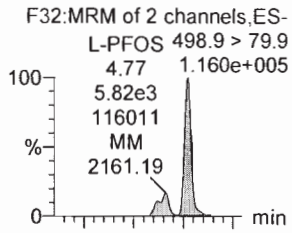

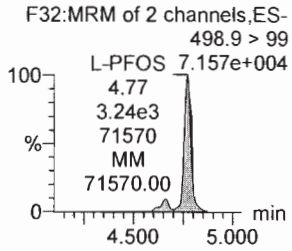

PFDA

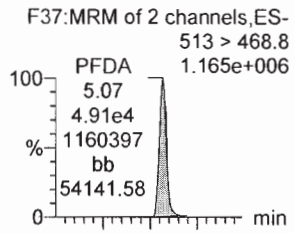

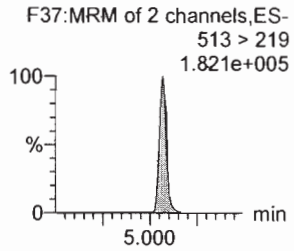

8:2 FTS

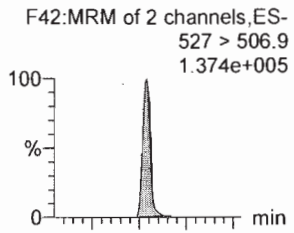

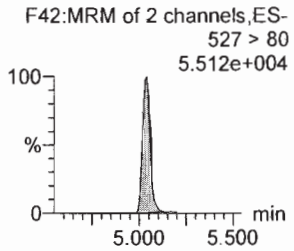

PFNS

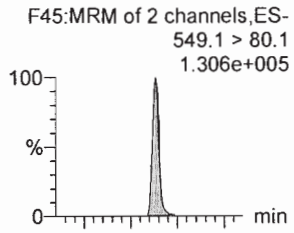

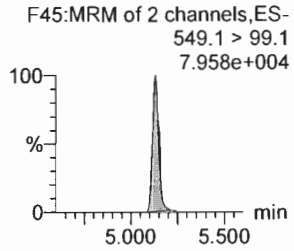

L-MeFOSAA

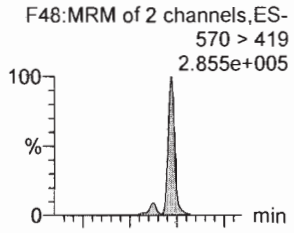

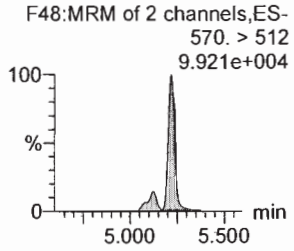

13C8-PFOSA

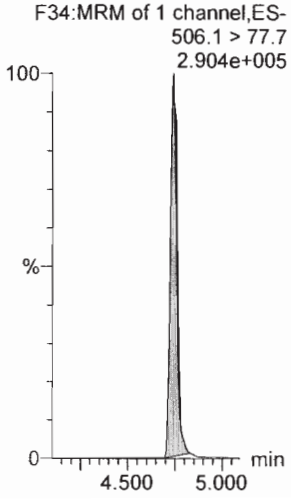

13C8-PFOS

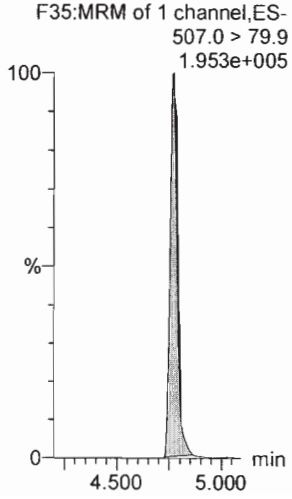

13C2-PFDA

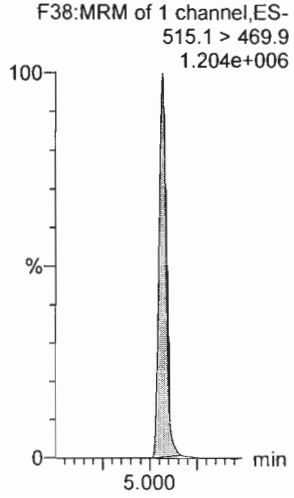

13C2-8:2 FTS

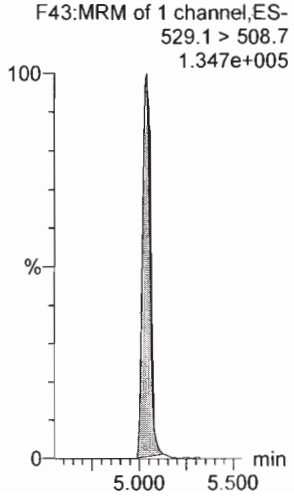

13C8-PFOS

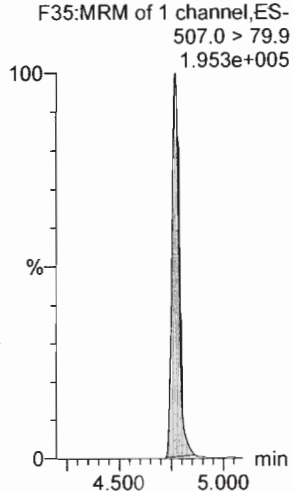

d3-N-MeFOSAA

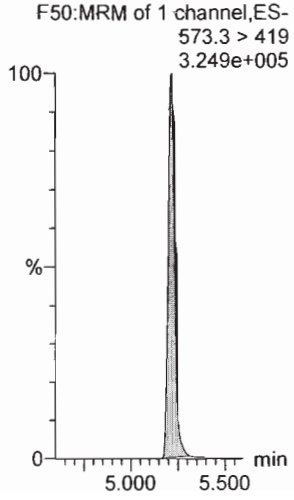

Dataset: F:\Projects\PFAS.PRO\Results\180825M1\180825M1-41.qld

Last Altered: Sunday, August 26, 2018 14:53:03 Pacific Daylight Time
Printed: Sunday, August 26, 2018 14:53:13 Pacific Daylight Time

Name: 180825M1_41, Date: 25-Aug-2018, Time: 20:36:37, ID: ST180825M1-12 PFC CS3 18H2107, Description: PFC CS3 18H2107

L-EtFOSAA

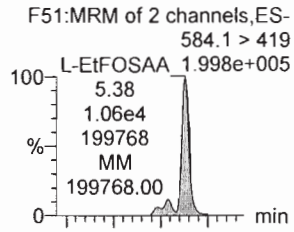

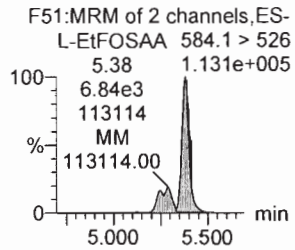

PFDoA

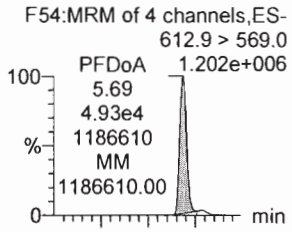

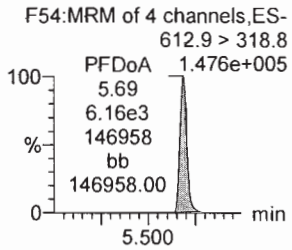

PFDS

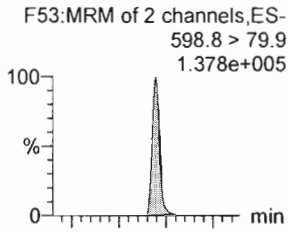

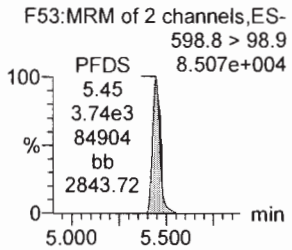

PFUdA

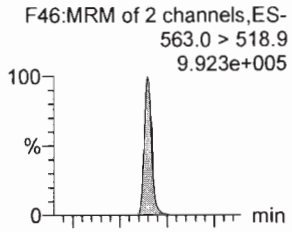

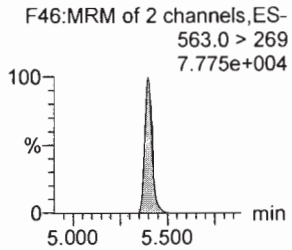

N-MeFOSA

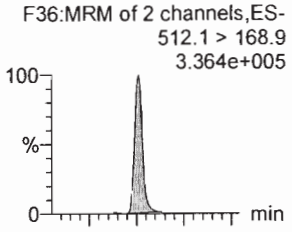

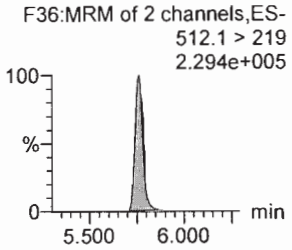

PFTrDA

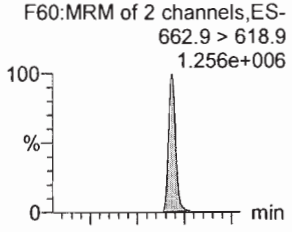

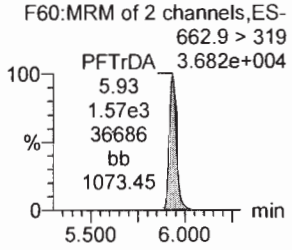

d5-N-EtFOSAA

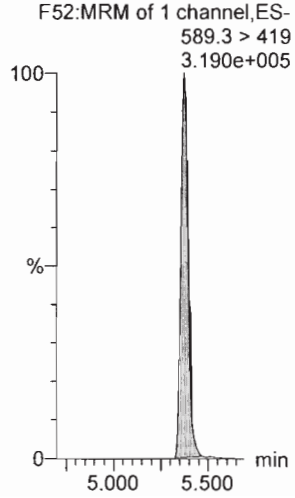

13C2-PFDoA

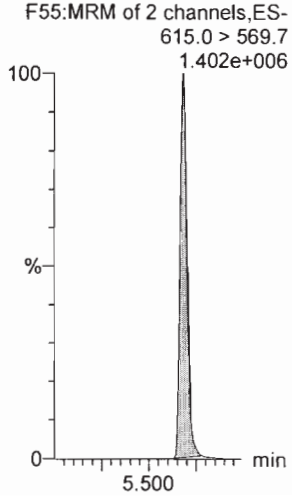

13C8-PFOS

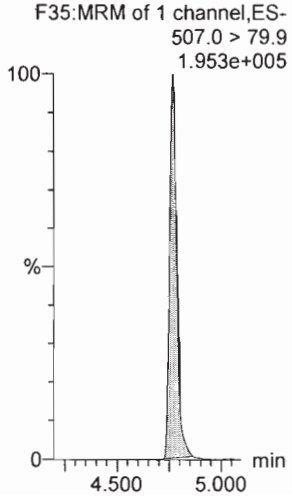

13C2-PFUdA

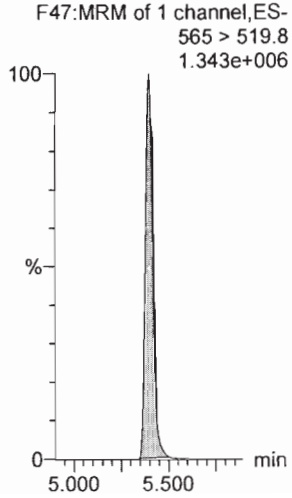

d3-N-MeFOSA

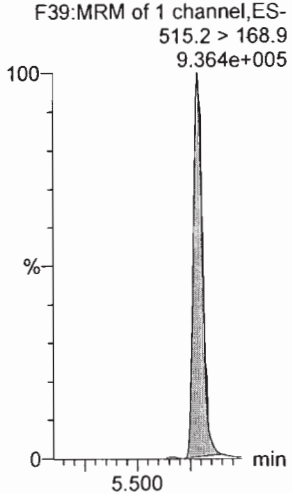

13C2-PFDoA

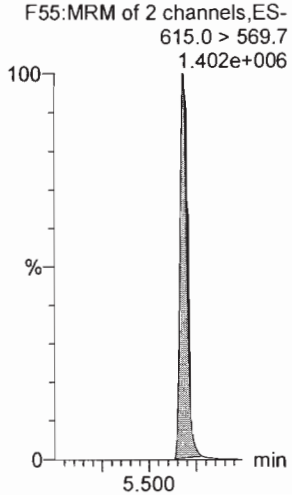

Dataset: F:\Projects\PFAS.PRO\Results\180825M1\180825M1-41.qld

Last Altered: Sunday, August 26, 2018 14:53:03 Pacific Daylight Time
Printed: Sunday, August 26, 2018 14:53:13 Pacific Daylight Time

Name: 180825M1_41, Date: 25-Aug-2018, Time: 20:36:37, ID: ST180825M1-12 PFC CS3 18H2107, Description: PFC CS3 18H2107

PFTeDA

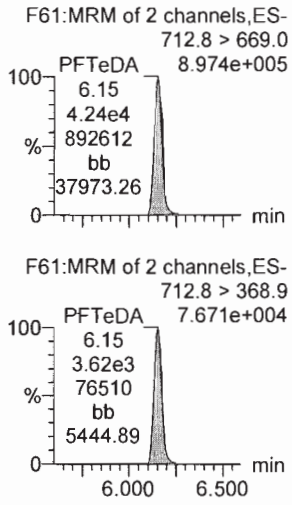

N-EtFOSA

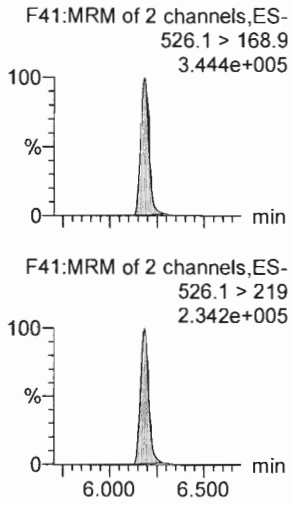

PFHxDA

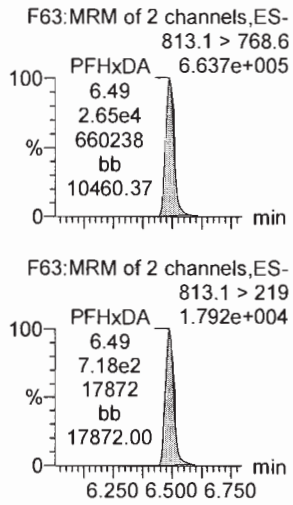

PFODA

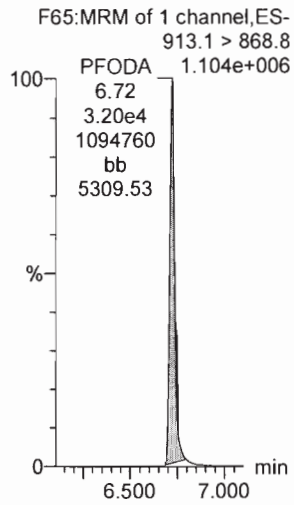

N-MeFOSE

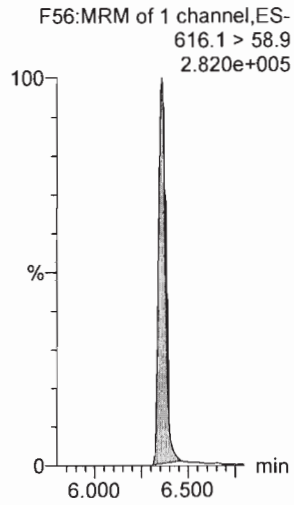

N-EtFOSE

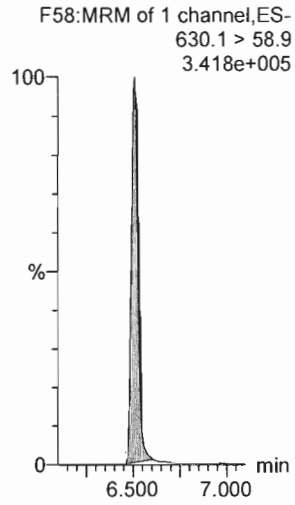

13C2-PFTeDA

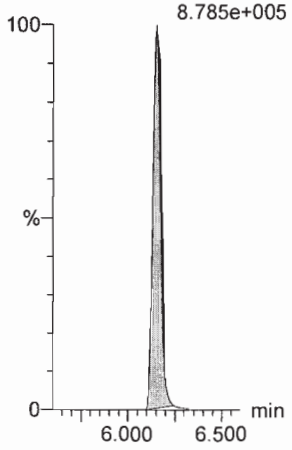

d5-N-ETFOSA

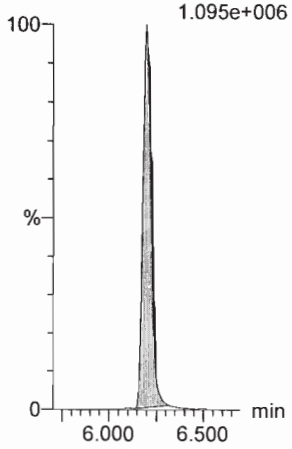

13C2-PFHxDA

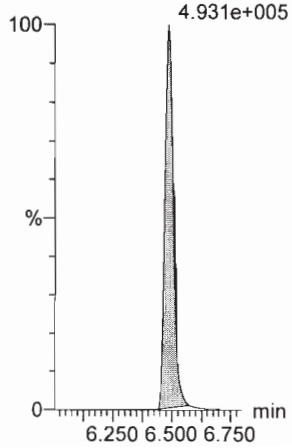

13C2-PFHxDA

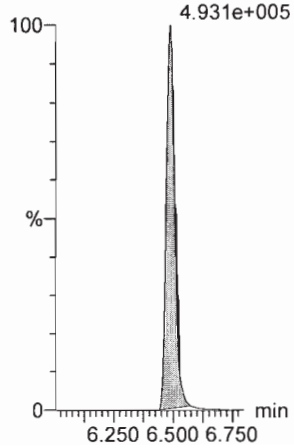

d7-N-MeFOSE

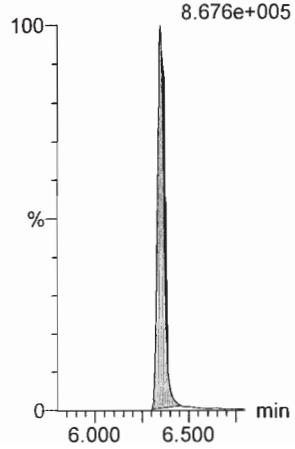

d9-N-EtFOSE

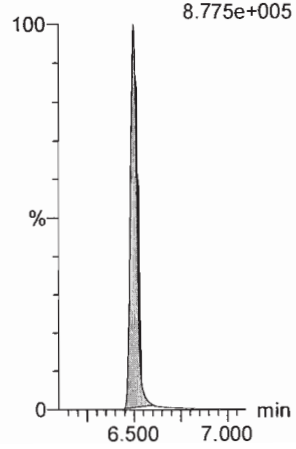

Dataset: F:\Projects\PFAS.PRO\Results\180825M1\180825M1-41.qld

Last Altered: Sunday, August 26, 2018 14:53:03 Pacific Daylight Time
Printed: Sunday, August 26, 2018 14:53:13 Pacific Daylight Time

Name: 180825M1_41, Date: 25-Aug-2018, Time: 20:36:37, ID: ST180825M1-12 PFC CS3 18H2107, Description: PFC CS3 18H2107

13C4-PFBA

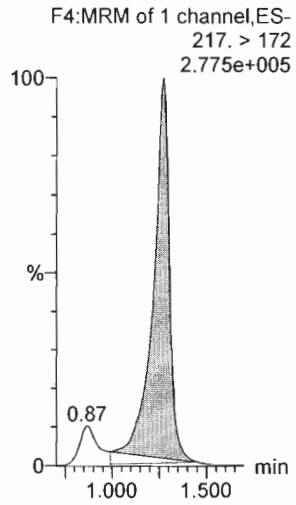

13C5-PFHxA

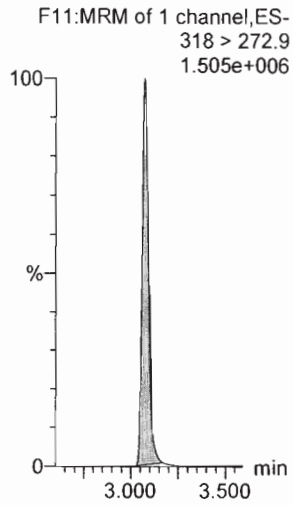

13C3-PFHxS

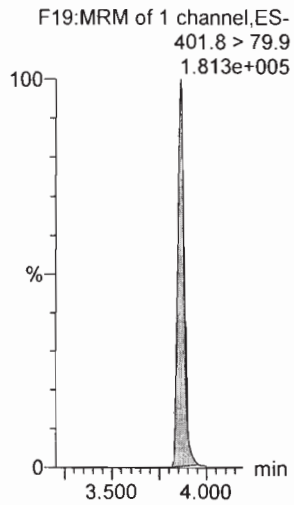

13C8-PFOA

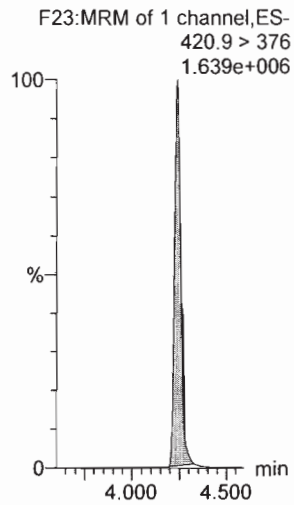

13C9-PFNA

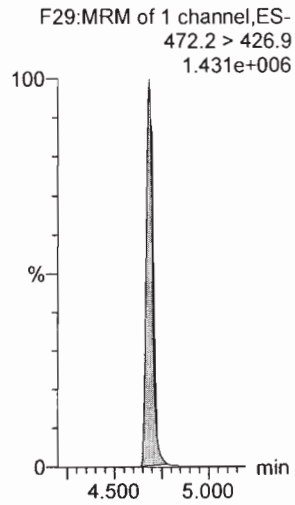

13C4-PFOS

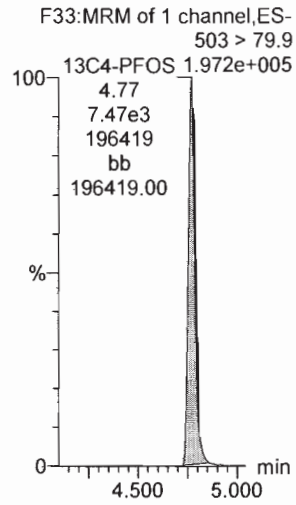

13C6-PFDA

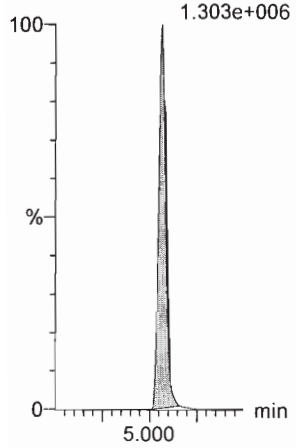

13C7-PFUdA

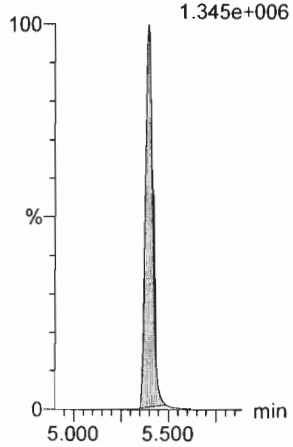

Dataset: F:\Projects\PFAS.PRO\Results\180825M1\180825M1-62.qld

Last Altered: Sunday, August 26, 2018 14:50:22 Pacific Daylight Time
Printed: Sunday, August 26, 2018 14:50:32 Pacific Daylight Time

GRB 8/27/18

Name: 180825M1_62, Date: 26-Aug-2018, Time: 00:19:12, ID: ST180825M1-13 PFC CS3 18H2107, Description: PFC CS3 18H2107

	#	Name	Trace	Area	IS Area	wt/vol	RT	Response	Conc.	%Rec	Recovery ...	Ion Ratio	Ratio Out?
1	1	PFBA	213.0 > 168.8	20310.465	23525.861	1.00	1.27	10.792	9.3	93.2	NO		
2	2	PFPeA	263.1 > 218.9	30765.635	40238.539	1.00	2.27	9.557	10.0	99.9	NO		
3	3	PFBS	299.0 > 79.7	6223.921	4131.099	1.00	2.57	18.833	9.5	94.6	NO	2.727	NO
4	4	4:2 FTS	327.2>307.2	5763.938	7776.675	1.00	2.98	9.265	9.8	97.6	NO	1.731	NO
5	5	PFHxA	313 > 269	45359.875	23642.920	1.00	3.07	9.593	10.2	101.9	NO	15.490	NO
6	6	PFPeS	349.1>80.1	5508.173	4131.099	1.00	3.28	16.667	10.0	99.5	NO	1.750	NO
7	36	13C3-PFBA	216.1 > 171.8	23525.861	28558.600	1.00	1.27	10.297	12.5	99.7	NO		
8	37	13C3-PFPeA	266. > 221.8	40238.539	63895.246	1.00	2.27	7.872	12.3	98.4	NO		
9	38	13C3-PFBS	302. > 98.8	4131.099	63895.246	1.00	2.57	0.808	12.4	99.3	NO		
10	39	13C2-4:2 FTS	329.2>308.9	7776.675	63895.246	1.00	2.98	1.521	10.9	87.0	NO		
11	40	13C2-PFHxA	315 > 270	23642.920	63895.246	1.00	3.07	4.625	4.8	95.6	NO		
12	38	13C3-PFBS	302. > 98.8	4131.099	63895.246	1.00	2.57	0.808	12.4	99.3	NO		
13	-1												
14	10	6:2 FTS	427.1 > 407	6430.519	7716.047	1.00	4.18	10.417	10.4	104.3	NO	2.799	NO
15	7	PFHpA	363.0 > 318.9	33459.129	37680.824	1.00	3.70	11.100	9.5	94.8	NO	26.705	NO
16	8	L-PFHxS	398.9 > 79.6	4873.491	3617.841	1.00	3.85	16.838	9.7	97.5	NO	1.770	NO
17	11	L-PFOA	412.8 > 368.9	55009.344	58037.242	1.00	4.24	11.848	9.5	95.5	NO	3.384	NO
18	13	PFHpS	449 > 80.0	6165.683	8314.739	1.00	4.35	9.269	11.0	109.7	NO	1.796	NO
19	14	PFNA	463.0 > 418.8	51127.855	57481.137	1.00	4.68	11.118	9.3	93.0	NO	5.196	NO
20	43	13C2-6:2 FTS	429.1 > 408.9	7716.047	68173.945	1.00	4.18	1.415	10.6	84.7	NO		
21	41	13C4-PFHpA	367.2 > 321.8	37680.824	63895.246	1.00	3.70	7.372	12.6	100.8	NO		
22	42	18O2-PFHxS	403.0 > 102.6	3617.841	7276.237	1.00	3.85	6.215	12.0	96.1	NO		
23	44	13C2-PFOA	414.9 > 369.7	58037.242	68173.945	1.00	4.23	10.641	12.3	98.7	NO		
24	47	13C8-PFOS	507.0 > 79.9	8314.739	8204.060	1.00	4.76	12.669	11.9	95.4	NO		
25	45	13C5-PFNA	468.2 > 422.9	57481.137	59543.344	1.00	4.68	12.067	12.6	100.5	NO		
26	-1												
27	15	PFOSA	497.9 > 77.9	9430.051	11796.351	1.00	4.73	9.993	9.5	95.1	NO	30.633	NO
28	16	L-PFOS	498.9 > 79.9	6385.929	8314.739	1.00	4.76	9.600	9.9	98.6	NO	1.856	NO
29	18	PFDA	513 > 468.8	52921.359	56227.328	1.00	5.06	11.765	9.6	95.8	NO	6.679	NO
30	19	8:2 FTS	527 > 506.9	6240.063	5936.020	1.00	5.03	13.140	9.6	95.9	NO	2.398	NO
31	20	PFNS	549.1 > 80.1	5597.293	8314.739	1.00	5.13	8.415	10.9	109.3	NO	1.599	NO
32	21	L-MeFOSAA	570 > 419	13339.382	13456.342	1.00	5.21	12.391	9.7	96.7	NO	2.730	NO
33	46	13C8-PFOSA	506.1 > 77.7	11796.351	64988.504	1.00	4.74	2.269	11.6	92.7	NO		
34	47	13C8-PFOS	507.0 > 79.9	8314.739	8204.060	1.00	4.76	12.669	11.9	95.4	NO		

DM 8/26/18

Dataset: F:\Projects\PFAS.PRO\Results\180825M1\180825M1-62.qld

Last Altered: Sunday, August 26, 2018 14:50:22 Pacific Daylight Time
Printed: Sunday, August 26, 2018 14:50:32 Pacific Daylight Time

Name: 180825M1_62, Date: 26-Aug-2018, Time: 00:19:12, ID: ST180825M1-13 PFC CS3 18H2107, Description: PFC CS3 18H2107

	#	Name	Trace	Area	IS Area	wt/vol	RT	Response	Conc.	%Rec	Recovery ...	Ion Ratio	Ratio Out?
35	48	13C2-PFDA	515.1 > 469.9	56227.328	58891.609	1.00	5.06	11.934	12.7	101.2	NO		
36	49	13C2-8:2 FTS	529.1 > 508.7	5936.020	68173.945	1.00	5.03	1.088	10.4	83.0	NO		
37	47	13C8-PFOS	507.0 > 79.9	8314.739	8204.060	1.00	4.76	12.669	11.9	95.4	NO		
38	50	d3-N-MeFOSAA	573.3 > 419	13456.342	64988.504	1.00	5.21	2.588	11.4	91.4	NO		
39	-1												
40	23	L-EtFOSAA	584.1 > 419	11085.577	15014.645	1.00	5.37	9.229	9.5	94.8	NO	1.411	NO
41	27	PFDoA	612.9 > 569.0	54176.457	64354.836	1.00	5.68	10.523	9.6	96.1	NO	8.620	NO
42	26	PFDS	598.8 > 79.9	6239.482	8314.739	1.00	5.44	9.380	10.2	101.5	NO	1.632	NO
43	25	PFUdA	563.0 > 518.9	48885.770	62218.938	1.00	5.39	9.821	10.4	103.8	NO	12.806	NO
44	28	N-MeFOSA	512.1 > 168.9	17413.383	49564.262	1.00	5.75	52.699	52.6	105.2	NO	1.462	NO
45	29	PFTrDA	662.9 > 618.9	58023.715	64354.836	1.00	5.93	11.270	9.9	98.9	NO	33.125	NO
46	52	d5-N-EtFOSAA	589.3 > 419	15014.645	64988.504	1.00	5.37	2.888	11.7	93.8	NO		
47	53	13C2-PFDoA	615.0 > 569.7	64354.836	58891.609	1.00	5.67	13.660	12.0	95.6	NO		
48	47	13C8-PFOS	507.0 > 79.9	8314.739	8204.060	1.00	4.76	12.669	11.9	95.4	NO		
49	51	13C2-PFUdA	565 > 519.8	62218.938	64988.504	1.00	5.39	11.967	11.9	95.0	NO		
50	54	d3-N-MeFOSA	515.2 > 168.9	49564.262	64988.504	1.00	5.78	9.533	143.3	95.5	NO		
51	53	13C2-PFDoA	615.0 > 569.7	64354.836	58891.609	1.00	5.67	13.660	12.0	95.6	NO		
52	-1												
53	30	PFTeDA	712.8 > 669.0	45846.910	45084.813	1.00	6.15	12.711	9.7	97.5	NO	12.355	NO
54	31	N-EtFOSA	526.1 > 168.9	18447.459	59123.117	1.00	6.18	46.803	49.8	99.6	NO	1.507	NO
55	32	PFHxDA	813.1 > 768.6	29692.396	21740.389	1.00	6.48	6.829	10.3	103.2	NO	40.081	NO
56	33	PFODA	913.1 > 868.8	35555.316	21740.389	1.00	6.71	8.177	9.9	98.8	NO		
57	34	N-MeFOSE	616.1 > 58.9	12367.143	37849.086	1.00	6.35	49.012	50.1	100.1	NO		
58	35	N-EtFOSE	630.1 > 58.9	14335.139	37763.371	1.00	6.51	56.941	51.6	103.3	NO		
59	55	13C2-PFTeDA	714.8 > 669.6	45084.813	64988.504	1.00	6.15	8.672	12.0	96.0	NO		
60	56	d5-N-ETFOSA	531.1 > 168.9	59123.117	64988.504	1.00	6.20	11.372	139.4	92.9	NO		
61	57	13C2-PFHxDA	815 > 769.7	21740.389	64988.504	1.00	6.48	4.182	4.6	91.1	NO		
62	57	13C2-PFHxDA	815 > 769.7	21740.389	64988.504	1.00	6.48	4.182	4.6	91.1	NO		
63	58	d7-N-MeFOSE	623.1 > 58.9	37849.086	64988.504	1.00	6.35	7.280	134.8	89.9	NO		
64	59	d9-N-EtFOSE	639.2 > 58.8	37763.371	64988.504	1.00	6.50	7.263	135.4	90.2	NO		
65	-1												
66	60	13C4-PFBA	217. > 172	28558.600	28558.600	1.00	1.27	12.500	12.5	100.0	NO		
67	61	13C5-PFHxA	318 > 272.9	63895.246	63895.246	1.00	3.07	12.500	12.5	100.0	NO		
68	62	13C3-PFHxS	401.8 > 79.9	7276.237	7276.237	1.00	3.85	12.500	12.5	100.0	NO		

Dataset: F:\Projects\PFAS.PRO\Results\180825M1\180825M1-62.qld

Last Altered: Sunday, August 26, 2018 14:50:22 Pacific Daylight Time
Printed: Sunday, August 26, 2018 14:50:32 Pacific Daylight Time

Name: 180825M1_62, Date: 26-Aug-2018, Time: 00:19:12, ID: ST180825M1-13 PFC CS3 18H2107, Description: PFC CS3 18H2107

	#	Name	Trace	Area	IS Area	wt/vol	RT	Response	Conc.	%Rec	Recovery ...	Ion Ratio	Ratio Out?
69	63	13C8-PFOA	420.9 > 376	68173.945	68173.945	1.00	4.23	12.500	12.5	100.0	NO		
70	64	13C9-PFNA	472.2 > 426.9	59543.344	59543.344	1.00	4.68	12.500	12.5	100.0	NO		
71	65	13C4-PFOS	503 > 79.9	8204.060	8204.060	1.00	4.76	12.500	12.5	100.0	NO		
72	66	13C6-PFDA	519.1 > 473.7	58891.609	58891.609	1.00	5.06	12.500	12.5	100.0	NO		
73	67	13C7-PFUdA	570.1 > 524.8	64988.504	64988.504	1.00	5.39	12.500	12.5	100.0	NO		

Vista Analytical Laboratory

Dataset: Untitled

Last Altered: Sunday, August 26, 2018 14:56:43 Pacific Daylight Time
Printed: Sunday, August 26, 2018 14:57:50 Pacific Daylight Time

Method: F:\Projects\PFAS.PRO\MethDB\PFAS_FULL_80C_082518.mdb 26 Aug 2018 14:37:22
Calibration: F:\Projects\PFAS.PRO\CurveDB\C18_VAL-PFAS_Q4_08-25-18.cdb 26 Aug 2018 13:56:38

Compound name: PFBA

	#	Name	ID	Acq.Date	Acq.Time
1	1	180825M1_1	IPA	25-Aug-18	13:32:22
2	2	180825M1_2	ST180825M1-1 PFC CS-2 18H2102	25-Aug-18	13:42:57
3	3	180825M1_3	ST180825M1-2 PFC CS-1 18H2103	25-Aug-18	13:53:35
4	4	180825M1_4	ST180825M1-3 PFC CS0 18H2104	25-Aug-18	14:04:14
5	5	180825M1_5	ST180825M1-4 PFC CS1 18H2105	25-Aug-18	14:14:47
6	6	180825M1_6	ST180825M1-5 PFC CS2 18H2106	25-Aug-18	14:25:25
7	7	180825M1_7	ST180825M1-6 PFC CS3 18H2107	25-Aug-18	14:35:59
8	8	180825M1_8	ST180825M1-7 PFC CS4 18H2108	25-Aug-18	14:46:37
9	9	180825M1_9	ST180825M1-8 PFC CS5 18H2109	25-Aug-18	14:57:09
10	10	180825M1_10	ST180825M1-9 PFC CS6 18H2110	25-Aug-18	15:07:47
11	11	180825M1_11	ST180825M1-10 PFC CS7 18H2111	25-Aug-18	15:18:19
12	12	180825M1_12	IPA	25-Aug-18	15:28:58
13	13	180825M1_13	ICV180825M1-1 PFC 537 ICV 18H2112	25-Aug-18	15:39:31
14	14	180825M1_14	1802221-01 REEPDW1228 0.12094	25-Aug-18	15:50:33
15	15	180825M1_15	1802221-02 REEPDW1232 0.1198	25-Aug-18	16:01:06
16	16	180825M1_16	1802266-01 REEPDW1233 0.1198	25-Aug-18	16:11:44
17	17	180825M1_17	1802253-08 GW1808011555JTM 0.247...	25-Aug-18	16:22:17
18	18	180825M1_18	1802253-12 GW1808021200JTM 0.255...	25-Aug-18	16:32:55
19	19	180825M1_19	1802151-01@5x TA-SB-59 (2-3)-EPA 1....	25-Aug-18	16:43:27
20	20	180825M1_20	1802253-06@10x GW1808011525SK 0...	25-Aug-18	16:54:05
21	21	180825M1_21	1802253-07@10x GW1808011555SK 0...	25-Aug-18	17:04:38
22	22	180825M1_22	1802253-09@10x GW1808021000JTM ...	25-Aug-18	17:15:16
23	23	180825M1_23	1802253-10@10x GW1808021010SK 0...	25-Aug-18	17:25:50
24	24	180825M1_24	IPA	25-Aug-18	17:36:28
25	25	180825M1_25	ST180825M1-11 PFC CS3 18H2107	25-Aug-18	17:47:02
26	26	180825M1_26	1802253-11@10x GW1808021110SK 0...	25-Aug-18	17:57:40
27	27	180825M1_27	1802253-13@20x GW1808021305SK 0...	25-Aug-18	18:08:13
28	28	180825M1_28	B8H0014-BS1 OPR 0.25	25-Aug-18	18:18:51
29	29	180825M1_29	B8H0014-BLK1 Method Blank 0.25	25-Aug-18	18:29:29
30	30	180825M1_30	B8H0014-MS1 Matrix Spike 0.25251	25-Aug-18	18:40:02
31	31	180825M1_31	B8H0014-MSD1 Matrix Spike Dup 0.2563	25-Aug-18	18:50:40
32	32	180825M1_32	1802094-01 FC-MW025R1-20180726 0...	25-Aug-18	19:01:19

Vista Analytical Laboratory

Dataset: Untitled

Last Altered: Sunday, August 26, 2018 14:56:43 Pacific Daylight Time
Printed: Sunday, August 26, 2018 14:57:50 Pacific Daylight Time

Compound name: PFBA

	#	Name	ID	Acq.Date	Acq.Time
33	33	180825M1_33	1802094-02 SA-PZ163I-20180726 0.24...	25-Aug-18	19:11:52
34	34	180825M1_34	1802094-03 SA-PZ181I-20180726 0.25...	25-Aug-18	19:22:31
35	35	180825M1_35	1802094-04 SA-PZ182I-20180726 0.24...	25-Aug-18	19:33:04
36	36	180825M1_36	1802094-05 SA-PZ145I-20180726 0.25...	25-Aug-18	19:43:42
37	37	180825M1_37	1802094-06 SA-PZ145D-20180726 0.2...	25-Aug-18	19:54:15
38	38	180825M1_38	1802094-07 SA-MW128I-20180726 0.253	25-Aug-18	20:04:53
39	39	180825M1_39	1802094-08 SA-PZ144I-20180726 0.26...	25-Aug-18	20:15:26
40	40	180825M1_40	IPA	25-Aug-18	20:26:05
41	41	180825M1_41	ST180825M1-12 PFC CS3 18H2107	25-Aug-18	20:36:37
42	42	180825M1_42	1802094-09 SA-PZ144S-20180726 0.2...	25-Aug-18	20:47:16
43	43	180825M1_43	1802094-10 SA-PZ171I-20180727 0.25...	25-Aug-18	20:57:48
44	44	180825M1_44	1802094-11 SA-SW201-20180727 0.10...	25-Aug-18	21:08:27
45	45	180825M1_45	1802094-12 SA-SW204-20180727 0.10...	25-Aug-18	21:19:05
46	46	180825M1_46	1802094-13 SA-SW301-20180727 0.10...	25-Aug-18	21:29:38
47	47	180825M1_47	1802094-14 EB01-072618 0.11489	25-Aug-18	21:40:09
48	48	180825M1_48	1802094-15 FRB01-072618 0.11916	25-Aug-18	21:50:47
49	49	180825M1_49	1802094-16 GW01-072618 0.25129	25-Aug-18	22:01:21
50	50	180825M1_50	1802094-17 SA-DUP-01-20180726 0.2...	25-Aug-18	22:11:59
51	51	180825M1_51	1802094-18 EB02-072718 0.11695	25-Aug-18	22:22:37
52	52	180825M1_52	1802094-19 FRB02-072718 0.11299	25-Aug-18	22:33:11
53	53	180825M1_53	B8H0064-BS1 OPR 0.25	25-Aug-18	22:43:49
54	54	180825M1_54	B8H0064-BLK1 Method Blank 0.25	25-Aug-18	22:54:22
55	55	180825M1_55	B8H0064-MS1 Matrix Spike 0.25286	25-Aug-18	23:05:01
56	56	180825M1_56	B8H0064-MSD1 Matrix Spike Dup 0.249...	25-Aug-18	23:15:33
57	57	180825M1_57	1802154-01RE1 WE13-GW-TANK1-ID...	25-Aug-18	23:26:12
58	58	180825M1_58	1802154-02RE1 WE13-GW-TANK2-ID...	25-Aug-18	23:36:50
59	59	180825M1_59	1802154-03RE1 EB03-WE13-GW-IDW-...	25-Aug-18	23:47:23
60	60	180825M1_60	1802155-01RE1 FRB03-WE13-GW-ID...	25-Aug-18	23:58:01
61	61	180825M1_61	IPA	26-Aug-18	00:08:34
62	62	180825M1_62	ST180825M1-13 PFC CS3 18H2107	26-Aug-18	00:19:12
63	63	180825M1_63	ST180825M1-14 PFC CS0 18H2104	26-Aug-18	00:29:46
64	64	180825M1_64	1802168-01RE1 SW-DP02-20180730 0...	26-Aug-18	00:40:24
65	65	180825M1_65	1802168-02RE1 SW-DP01-20180730 0...	26-Aug-18	00:50:56
66	66	180825M1_66	1802168-03RE1 FRB04-073018 0.11884	26-Aug-18	01:01:35
67	67	180825M1_67	1802168-04RE1 EB-073018 0.12041	26-Aug-18	01:12:13
68	68	180825M1_68	1802168-05RE1 GW01-20180730 0.25...	26-Aug-18	01:22:46

Vista Analytical Laboratory

Dataset: Untitled

Last Altered: Sunday, August 26, 2018 14:56:43 Pacific Daylight Time
Printed: Sunday, August 26, 2018 14:57:50 Pacific Daylight Time

Compound name: PFBA

	#	Name	ID	Acq.Date	Acq.Time
69	69	180825M1_69	1802168-06RE1 FT-PZ458I-20180730 ...	26-Aug-18	01:33:24
70	70	180825M1_70	1802168-07RE1 FT-PZ460I-20180730 ...	26-Aug-18	01:43:56
71	71	180825M1_71	1802168-08RE1 FT-PZ461I-20180730 ...	26-Aug-18	01:54:35
72	72	180825M1_72	1802168-09RE1 FT-PZ463I-20180730 ...	26-Aug-18	02:05:13
73	73	180825M1_73	1802168-10RE1 FT-PZ464I-20180730 ...	26-Aug-18	02:15:45
74	74	180825M1_74	1802168-11RE1 FT-PZ464S-20180730 ...	26-Aug-18	02:26:24
75	75	180825M1_75	1802168-12RE1 FRB05-073118 0.11967	26-Aug-18	02:36:56
76	76	180825M1_76	1802168-13RE1 EB05-073118 0.11727	26-Aug-18	02:47:34
77	77	180825M1_77	IPA	26-Aug-18	02:58:07
78	78	180825M1_78	ST180825M1-15 PFC CS3 18H2107	26-Aug-18	03:08:45
79	79	180825M1_79	1802168-14RE1 FT-GA10-20180731 0....	26-Aug-18	03:19:17
80	80	180825M1_80	1802168-15RE1 FT-GA12-20180731 0....	26-Aug-18	03:29:56
81	81	180825M1_81	1802168-16RE1 FT-GA13-20180731 0....	26-Aug-18	03:40:28
82	82	180825M1_82	B8H0083-BS1 OPR 0.125	26-Aug-18	03:51:07
83	83	180825M1_83	B8H0083-BLK1 Method Blank 0.125	26-Aug-18	04:01:40
84	84	180825M1_84	B8H0083-MS1 Matrix Spike 0.11621	26-Aug-18	04:12:18
85	85	180825M1_85	B8H0083-MSD1 Matrix Spike Dup 0.116...	26-Aug-18	04:22:50
86	86	180825M1_86	1802364-01 REEPDW1234 0.12045	26-Aug-18	04:33:29
87	87	180825M1_87	1802364-02 REEPDW1235 0.11304	26-Aug-18	04:44:02
88	88	180825M1_88	1802364-03 REEPDW1236 0.11917	26-Aug-18	04:54:40
89	89	180825M1_89	1802364-04 REEPDW1237 0.11638	26-Aug-18	05:05:13
90	90	180825M1_90	1802364-05 REEPDW1238 0.1166	26-Aug-18	05:15:52
91	91	180825M1_91	1802365-01 REEPDW1234FRB 0.11762	26-Aug-18	05:26:30
92	92	180825M1_92	1802365-02 REEPDW1235FRB 0.12024	26-Aug-18	05:37:03
93	93	180825M1_93	1802365-03 REEPDW1236FRB 0.12013	26-Aug-18	05:47:42
94	94	180825M1_94	1802365-04 REEPDW1237FRB 0.12044	26-Aug-18	05:58:20
95	95	180825M1_95	1802365-05 REEPDW1238FRB 0.11404	26-Aug-18	06:08:53
96	96	180825M1_96	1802366-01 REEPDW1239 0.12	26-Aug-18	06:19:32
97	97	180825M1_97	1802366-02 REEPDW1240 0.12053	26-Aug-18	06:30:05
98	98	180825M1_98	IPA	26-Aug-18	06:40:44
99	99	180825M1_99	ST180825M1-16 PFC CS3 18H2107	26-Aug-18	06:51:16
100	1...	180825M1_100	1802366-03 REEPDW573 0.11989	26-Aug-18	07:01:54
101	1...	180825M1_101	1802367-01 REEPDW1239FRB 0.11812	26-Aug-18	07:12:26
102	1...	180825M1_102	1802367-02 REEPDW1240FRB 0.11881	26-Aug-18	07:23:05
103	1...	180825M1_103	B8H0113-BS1 OPR 0.125	26-Aug-18	07:33:38
104	1...	180825M1_104	B8H0113-BSD1 LCSD 0.125	26-Aug-18	07:44:16

Vista Analytical Laboratory

Dataset: Untitled

Last Altered: Sunday, August 26, 2018 14:56:43 Pacific Daylight Time
Printed: Sunday, August 26, 2018 14:57:50 Pacific Daylight Time

Compound name: PFBA

	#	Name	ID	Acq.Date	Acq.Time
105	1...	180825M1_105	B8H0113-BLK1 Method Blank 0.125	26-Aug-18	07:54:48
106	1...	180825M1_106	1802414-01 REEPDW1241 0.11509	26-Aug-18	08:05:27
107	1...	180825M1_107	1802414-02 REEPDW1242 0.11982	26-Aug-18	08:16:00
108	1...	180825M1_108	1802414-03 REEPDW1243 0.11649	26-Aug-18	08:26:38
109	1...	180825M1_109	1802414-04 REEPDW1244 0.11739	26-Aug-18	08:37:10
110	1...	180825M1_110	1802415-01 REEPDW1241FRB 0.12082	26-Aug-18	08:47:49
111	1...	180825M1_111	1802415-02 REEPDW1242FRB 0.12025	26-Aug-18	08:58:22
112	1...	180825M1_112	1802415-03 REEPDW1243FRB 0.12165	26-Aug-18	09:09:00
113	1...	180825M1_113	1802415-04 REEPDW1244FRB 0.1186	26-Aug-18	09:19:32
114	1...	180825M1_114	1802416-01 REEPDW1245 0.11966	26-Aug-18	09:30:11
115	1...	180825M1_115	1802417-01 REEPDW1245FRB 0.12092	26-Aug-18	09:40:44
116	1...	180825M1_116	IPA	26-Aug-18	09:51:22
117	1...	180825M1_117	ST180825M1-17 PFC CS3 18H2107	26-Aug-18	10:02:00

Dataset: F:\Projects\PFAS.PRO\Results\180825M1\180825M1-62.qld

Last Altered: Sunday, August 26, 2018 14:50:22 Pacific Daylight Time
Printed: Sunday, August 26, 2018 14:50:32 Pacific Daylight Time

Method: F:\Projects\PFAS.PRO\MethDB\PFAS_FULL_80C_082518.mdb 26 Aug 2018 14:37:22
Calibration: F:\Projects\PFAS.PRO\CurveDB\C18_VAL-PFAS_Q4_08-25-18.cdb 26 Aug 2018 13:56:38

Name: 180825M1_62, Date: 26-Aug-2018, Time: 00:19:12, ID: ST180825M1-13 PFC CS3 18H2107, Description: PFC CS3 18H2107

PFBA

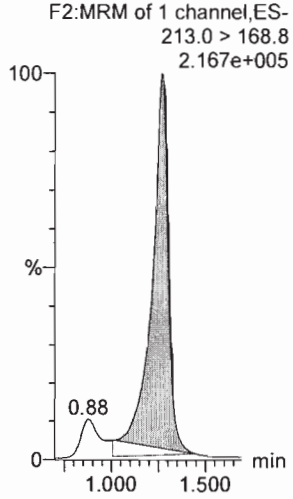

PFPeA

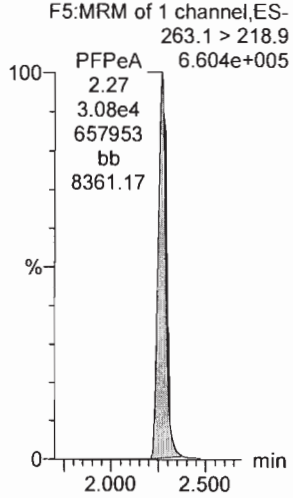

PFBS

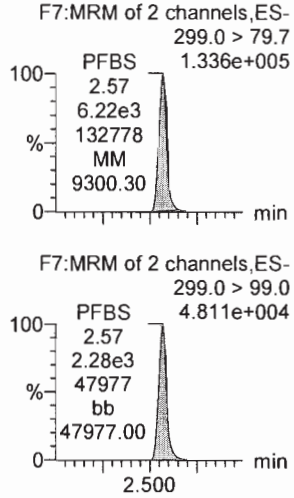

4:2 FTS

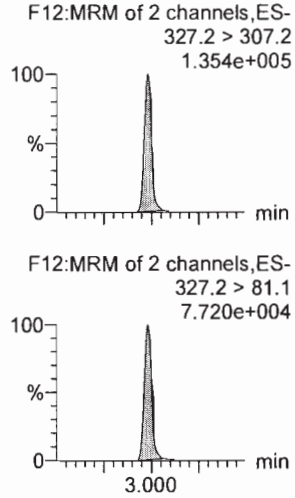

PFHxA

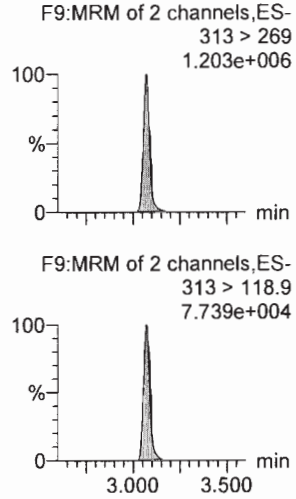

PFPeS

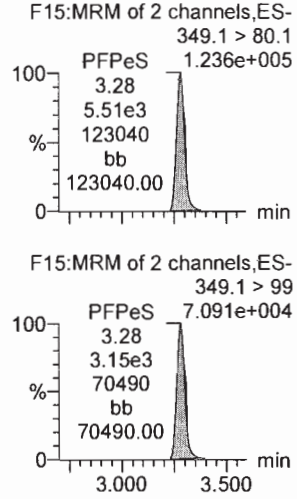

13C3-PFBA

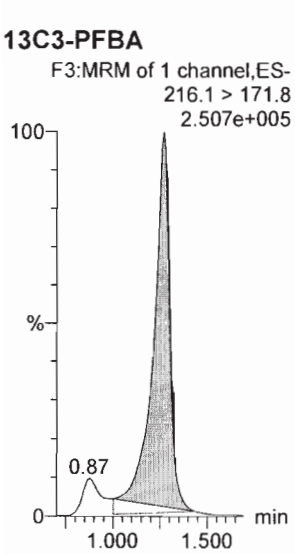

13C3-PFPeA

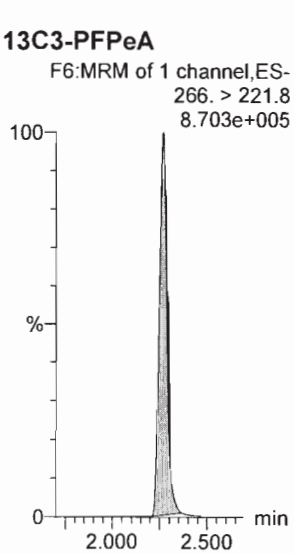

13C3-PFBS

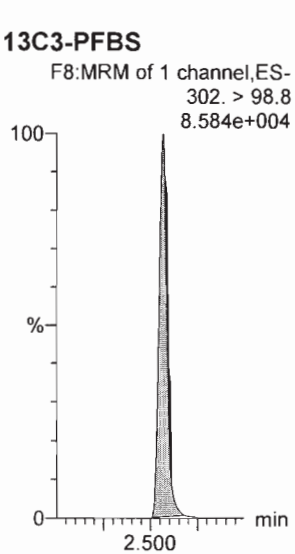

13C2-4:2 FTS

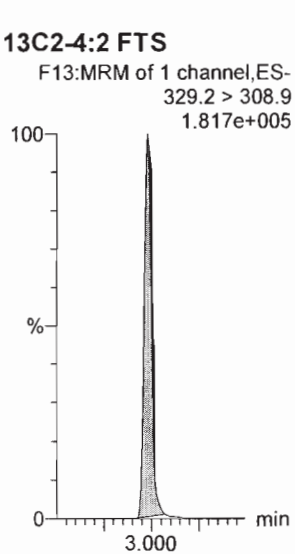

13C2-PFHxA

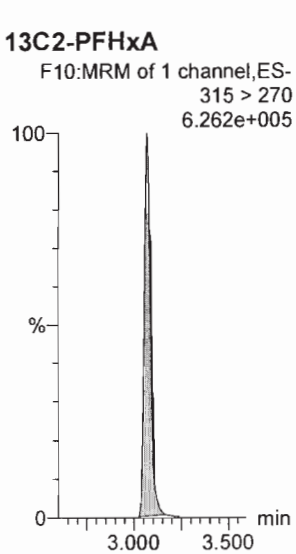

13C3-PFBS

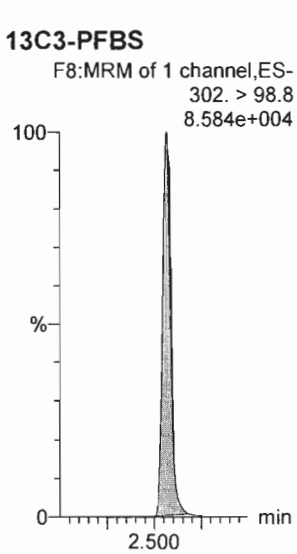

Dataset: F:\Projects\PFAS.PRO\Results\180825M1\180825M1-62.qld

Last Altered: Sunday, August 26, 2018 14:50:22 Pacific Daylight Time
Printed: Sunday, August 26, 2018 14:50:32 Pacific Daylight Time

Name: 180825M1_62, Date: 26-Aug-2018, Time: 00:19:12, ID: ST180825M1-13 PFC CS3 18H2107, Description: PFC CS3 18H2107

6:2 FTS

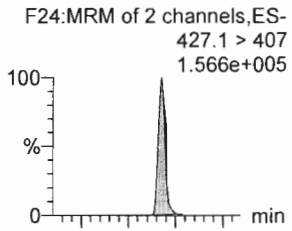

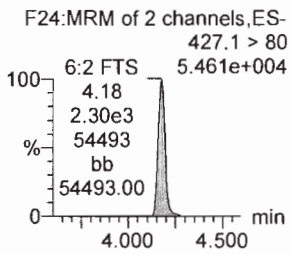

PFHpA

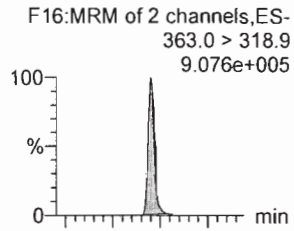

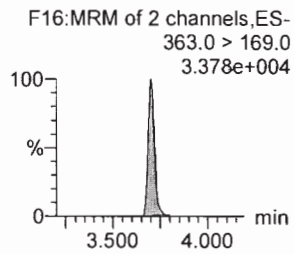

L-PFHxS

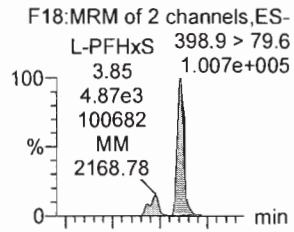

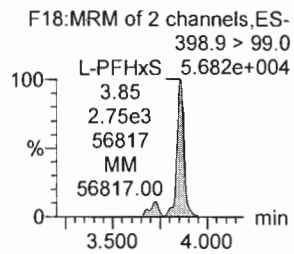

L-PFOA

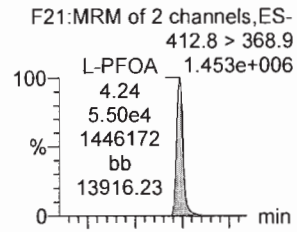

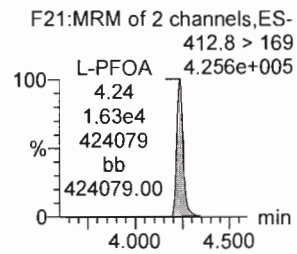

PFHpS

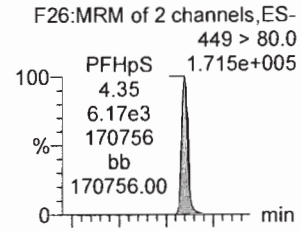

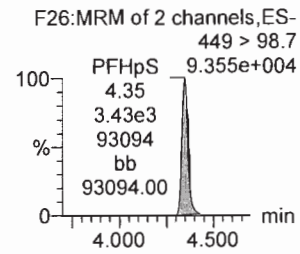

PFNA

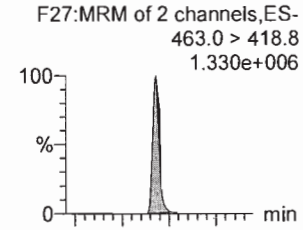

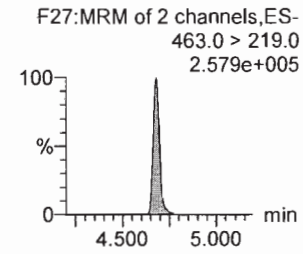

13C2-6:2 FTS

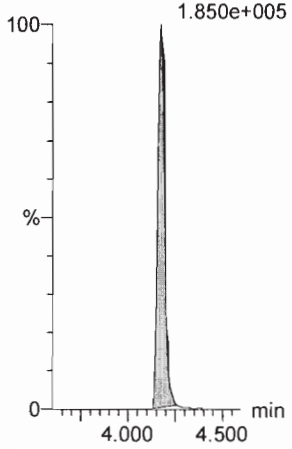

13C4-PFHpA

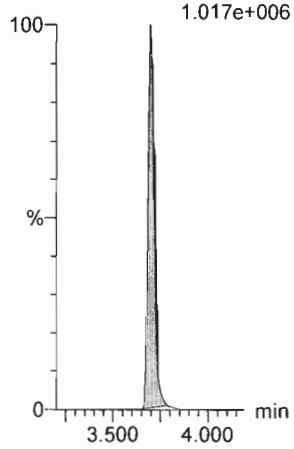

18O2-PFHxS

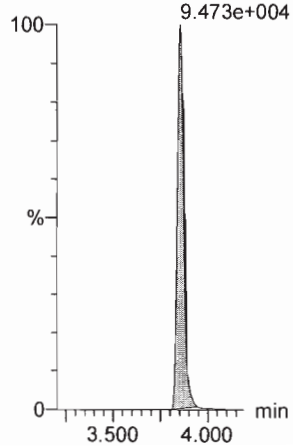

13C2-PFOA

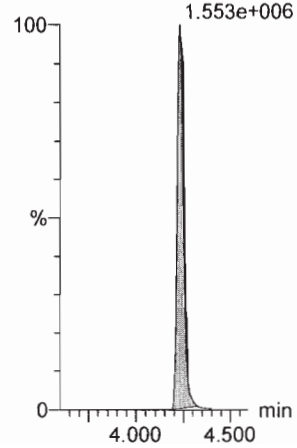

13C8-PFOS

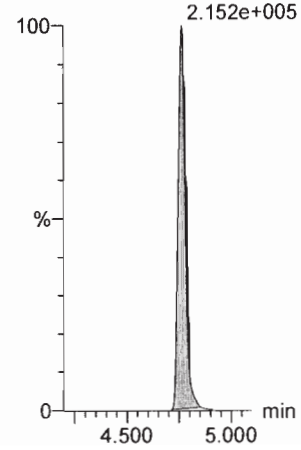

13C5-PFNA

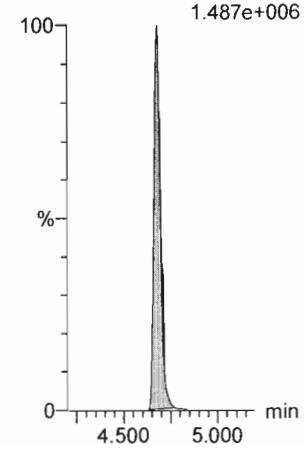

Dataset: F:\Projects\PFAS.PRO\Results\180825M1\180825M1-62.qld

Last Altered: Sunday, August 26, 2018 14:50:22 Pacific Daylight Time
Printed: Sunday, August 26, 2018 14:50:32 Pacific Daylight Time

Name: 180825M1_62, Date: 26-Aug-2018, Time: 00:19:12, ID: ST180825M1-13 PFC CS3 18H2107, Description: PFC CS3 18H2107

PFOSA

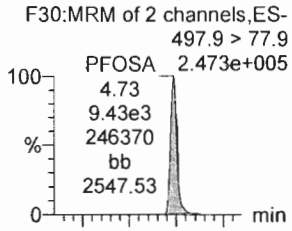

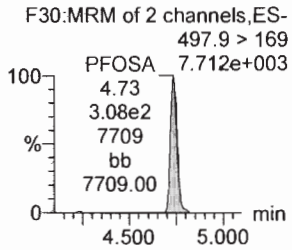

L-PFOS

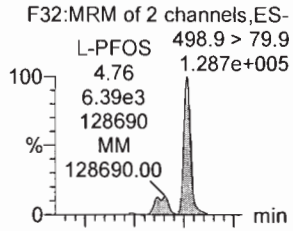

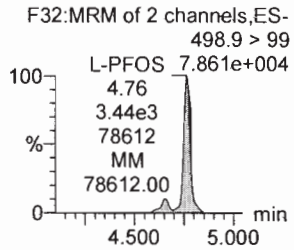

PFDA

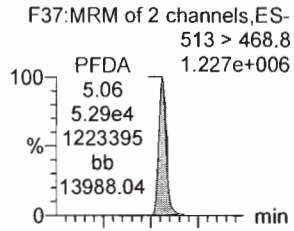

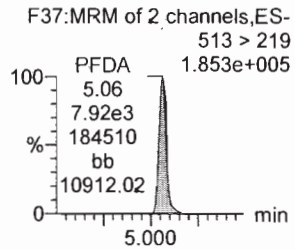

8:2 FTS

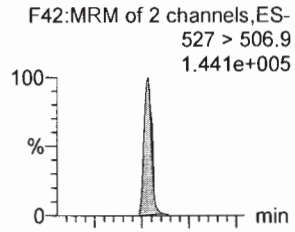

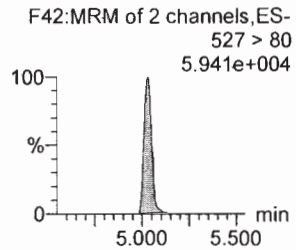

PFNS

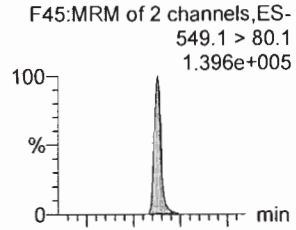

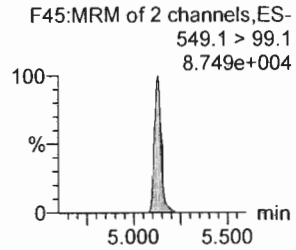

L-MeFOSAA

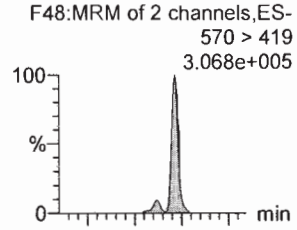

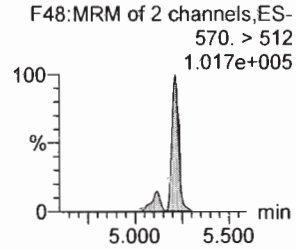

13C8-PFOSA

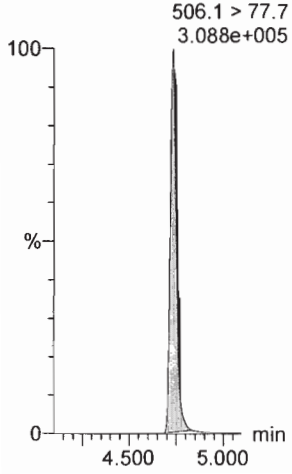

13C8-PFOS

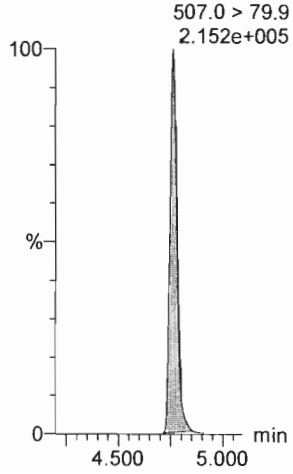

13C2-PFDA

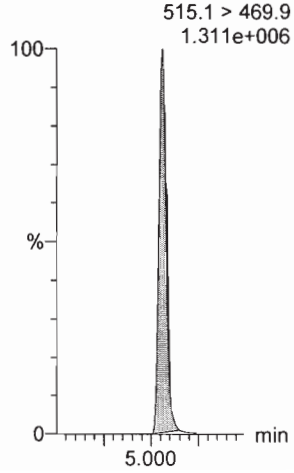

13C2-8:2 FTS

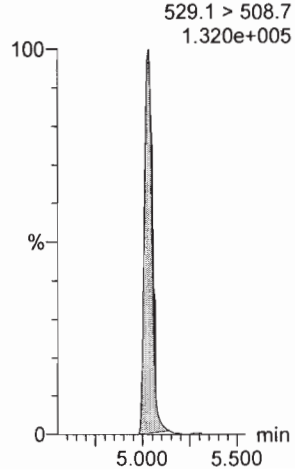

13C8-PFOS

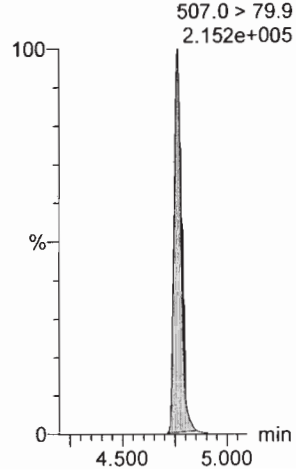

d3-N-MeFOSAA

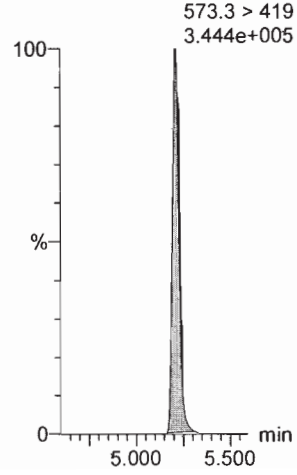

Dataset: F:\Projects\PFAS.PRO\Results\180825M1\180825M1-62.qld

Last Altered: Sunday, August 26, 2018 14:50:22 Pacific Daylight Time
Printed: Sunday, August 26, 2018 14:50:32 Pacific Daylight Time

Name: 180825M1_62, Date: 26-Aug-2018, Time: 00:19:12, ID: ST180825M1-13 PFC CS3 18H2107, Description: PFC CS3 18H2107

L-EtFOSAA

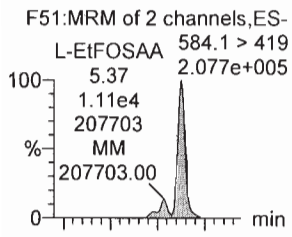

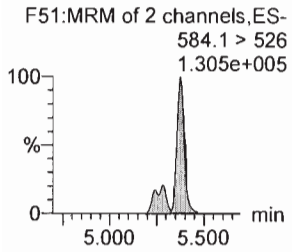

PFDoA

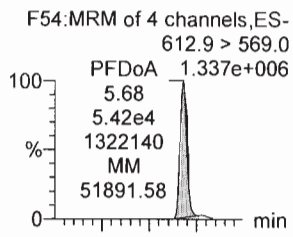

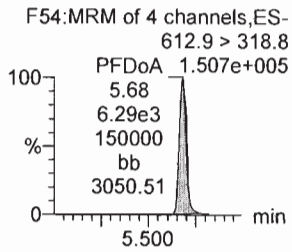

PFDS

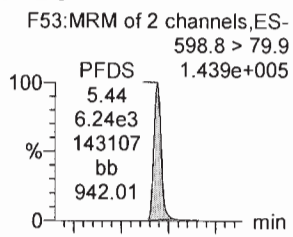

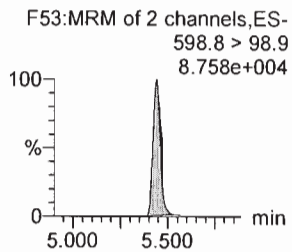

PFUdA

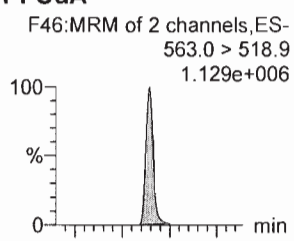

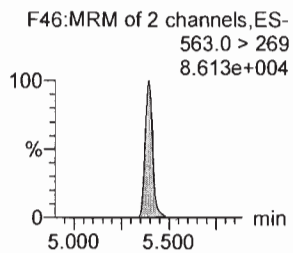

N-MeFOSA

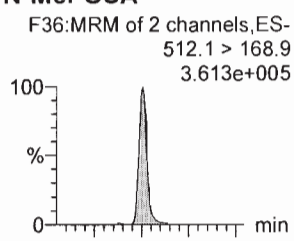

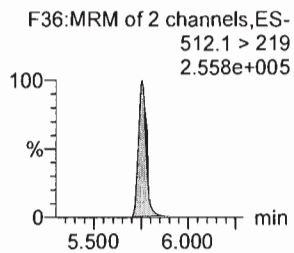

PFTrDA

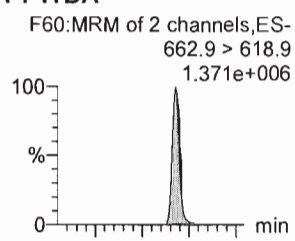

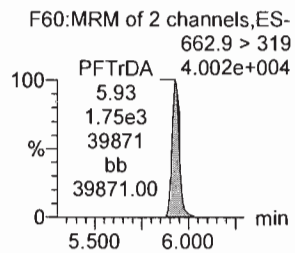

d5-N-EtFOSAA

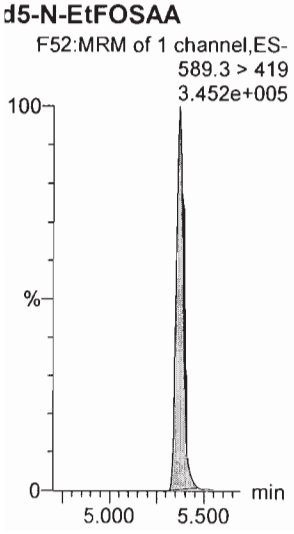

13C2-PFDoA

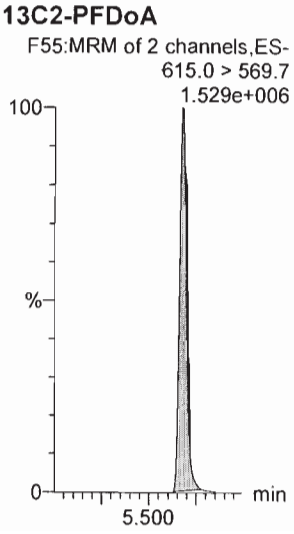

13C8-PFOS

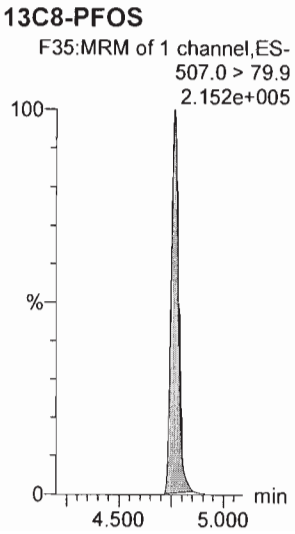

13C2-PFUdA

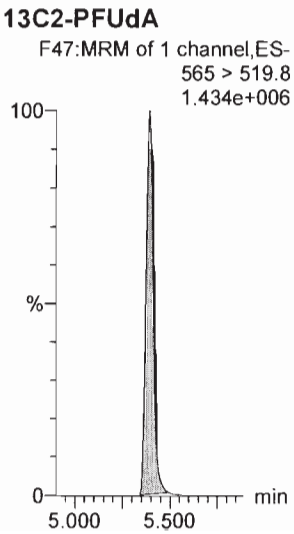

d3-N-MeFOSA

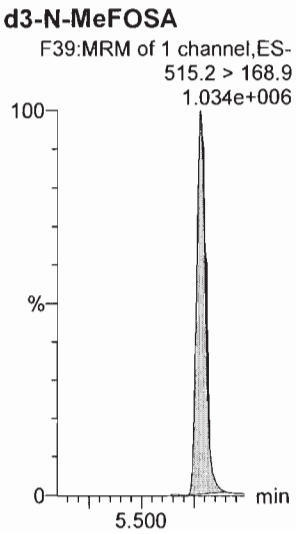

13C2-PFDoA

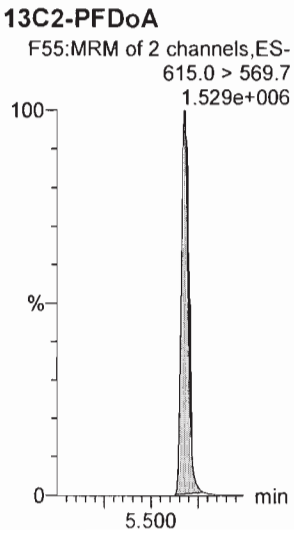

Dataset: F:\Projects\PFAS.PRO\Results\180825M1\180825M1-62.qld

Last Altered: Sunday, August 26, 2018 14:50:22 Pacific Daylight Time
Printed: Sunday, August 26, 2018 14:50:32 Pacific Daylight Time

Name: 180825M1_62, Date: 26-Aug-2018, Time: 00:19:12, ID: ST180825M1-13 PFC CS3 18H2107, Description: PFC CS3 18H2107

PFTeDA

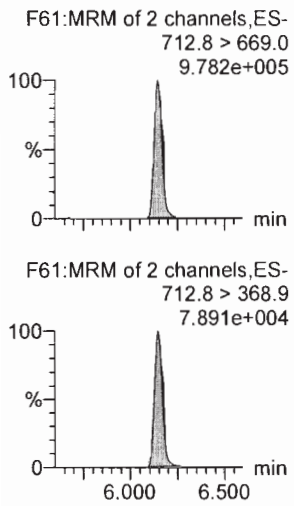

N-EtFOSA

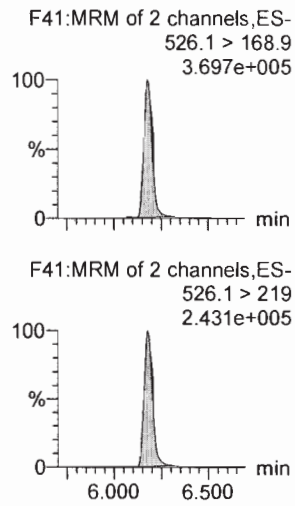

PFHxDA

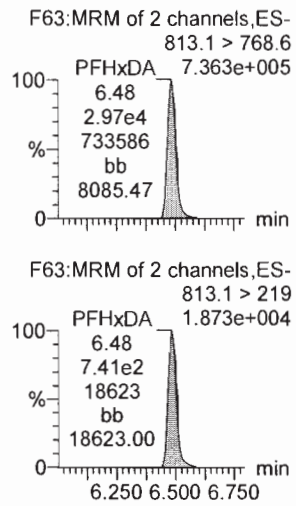

PFODA



N-MeFOSE

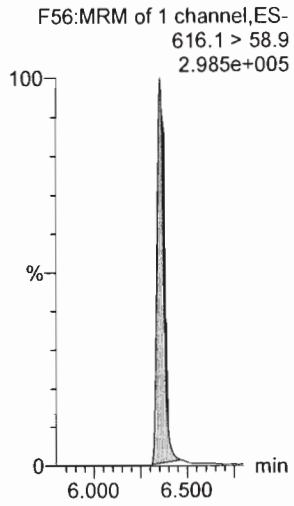

N-EtFOSE

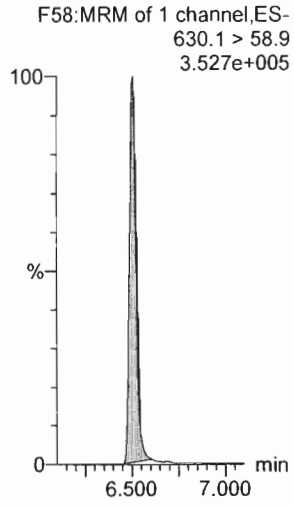

13C2-PFTeDA

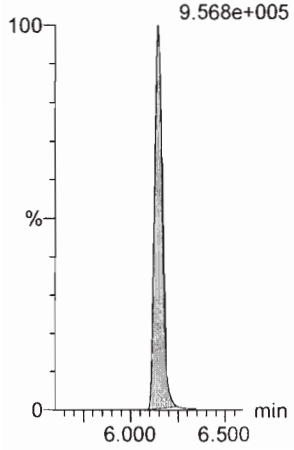

d5-N-ETFOSA

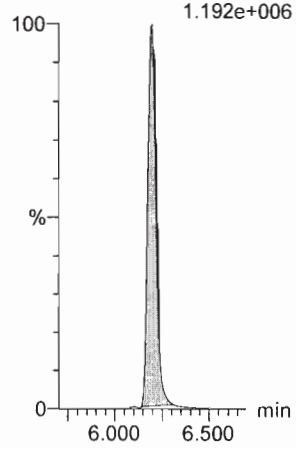

13C2-PFHxDA

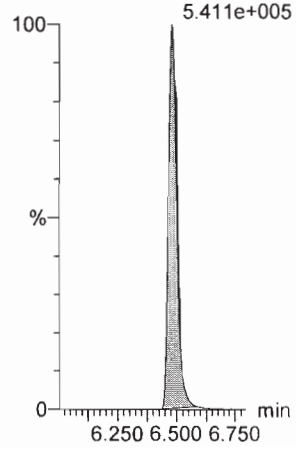

13C2-PFHxDA

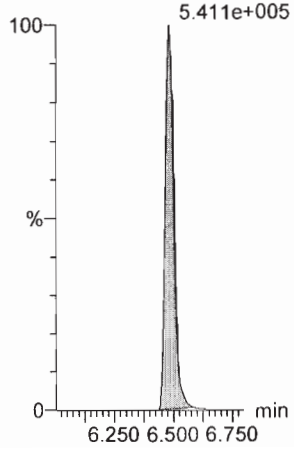

d7-N-MeFOSE

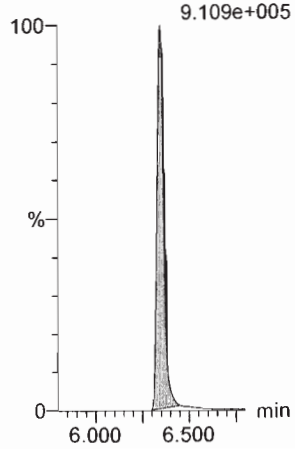

d9-N-EtFOSE

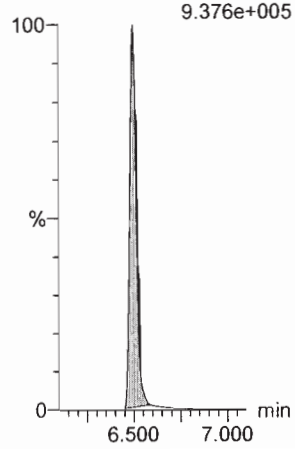

Dataset: F:\Projects\PFAS.PRO\Results\180825M1\180825M1-62.qld

Last Altered: Sunday, August 26, 2018 14:50:22 Pacific Daylight Time
Printed: Sunday, August 26, 2018 14:50:32 Pacific Daylight Time

Name: 180825M1_62, Date: 26-Aug-2018, Time: 00:19:12, ID: ST180825M1-13 PFC CS3 18H2107, Description: PFC CS3 18H2107

13C4-PFBA

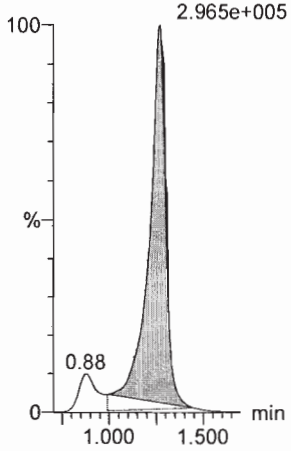

13C5-PFHxA

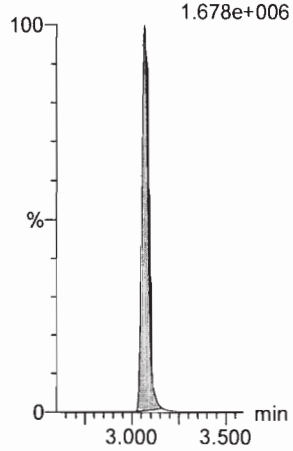

13C3-PFHxS

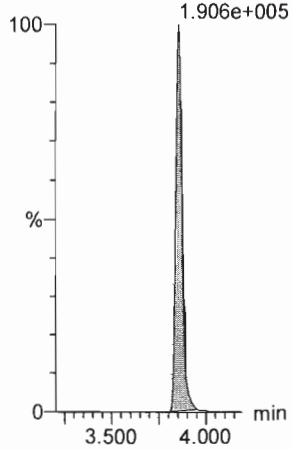

13C8-PFOA

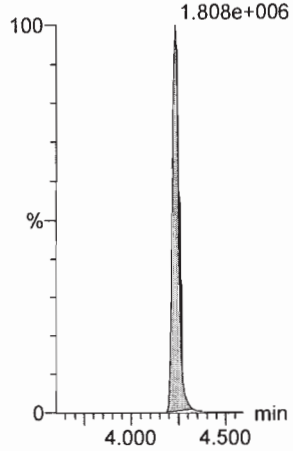

13C9-PFNA

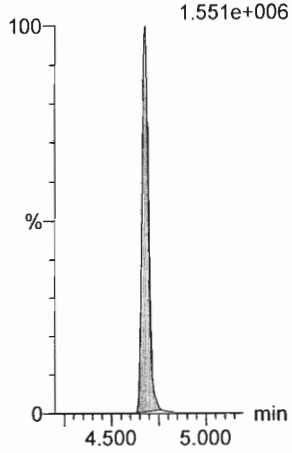

13C4-PFOS

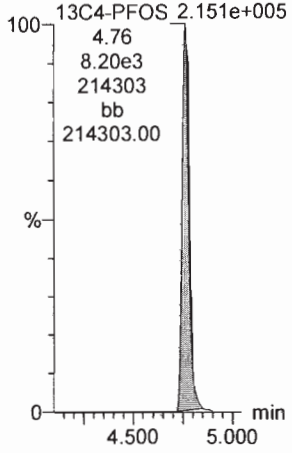

13C6-PFDA

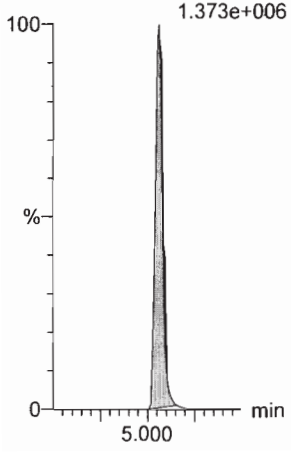

13C7-PFUdA

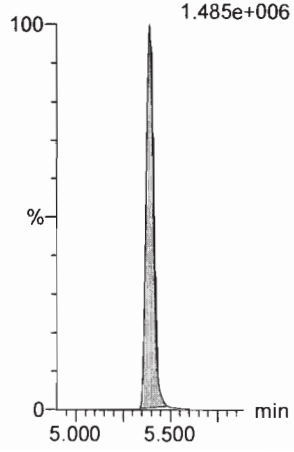

INITIAL CALIBRATION (ICAL)

INCLUDING ASSOCIATED

INITIAL CALIBRATION VERIFICATION (ICV) AND INSTRUMENT BLANK (IB)

Quantify Compound Summary Report **MassLynx MassLynx V4.1 SCN945 SCN960**
Vista Analytical Laboratory

Dataset: F:\Projects\PFAS.PRO\Results\180825M1\180825M1-CRV.qld

Last Altered: Sunday, August 26, 2018 13:06:25 Pacific Daylight Time
Printed: Sunday, August 26, 2018 13:09:43 Pacific Daylight Time

low pt
PFHpS = 0.5
PFOS

high pt
4:2FTS = 100
6:2FTS
8:2FTS
MeFOSA = 1250
EtFOSE
MeFOSE

Method: F:\Projects\PFAS.PRO\MethDB\PFAS_FULL_80C_082518.mdb 26 Aug 2018 13:06:23
Calibration: F:\Projects\PFAS.PRO\CurveDB\C18_VAL-PFAS_Q4_08-25-18.cdb 26 Aug 2018 13:06:13

JAL 8/26/18
AM 8/26/18

Compound name: PFBA
Correlation coefficient: r = 0.999319, r^2 = 0.998638
Calibration curve: 1.15617 * x + 0.0148209
Response type: Internal Std (Ref 36), Area * (IS Conc. / IS Area)
Curve type: Linear, Origin: Exclude, Weighting: 1/x, Axis trans: None

	#	Name	Type	Std. Conc	RT	Area	IS Area	Response	Conc.	%Dev	Conc. Flag	CoD	CoD Flag	x=excluded
1	1	180825M1_2	Standard	0.250	1.28	498.523	19998.494	0.312	0.3	2.7	NO	0.999	NO	MM
2	2	180825M1_3	Standard	0.500	1.28	993.053	19121.814	0.649	0.5	9.7	NO	0.999	NO	bb
3	3	180825M1_4	Standard	1.000	1.28	2010.485	20743.502	1.212	1.0	3.5	NO	0.999	NO	bb
4	4	180825M1_5	Standard	2.000	1.28	3900.082	20247.439	2.408	2.1	3.5	NO	0.999	NO	bb
5	5	180825M1_6	Standard	5.000	1.28	9714.935	21226.176	5.721	4.9	-1.3	NO	0.999	NO	bb
6	6	180825M1_7	Standard	10.000	1.28	18065.840	20688.775	10.915	9.4	-5.7	NO	0.999	NO	bb
7	7	180825M1_8	Standard	50.000	1.28	81432.570	18940.324	53.743	46.5	-7.1	NO	0.999	NO	bb
8	8	180825M1_9	Standard	100.000	1.28	167238.906	19769.238	105.744	91.4	-8.6	NO	0.999	NO	bb
9	9	180825M1_10	Standard	250.000	1.29	432480.313	18441.494	293.143	253.5	1.4	NO	0.999	NO	MM
10	10	180825M1_11	Standard	500.000	1.28	779716.438	16560.721	588.528	509.0	1.8	NO	0.999	NO	MM

Compound name: PFPeA
Coefficient of Determination: R^2 = 0.999514
Calibration curve: 0.000144741 * x^2 + 0.948444 * x + 0.0666422
Response type: Internal Std (Ref 37), Area * (IS Conc. / IS Area)
Curve type: 2nd Order, Origin: Exclude, Weighting: 1/x, Axis trans: None

	#	Name	Type	Std. Conc	RT	Area	IS Area	Response	Conc.	%Dev	Conc. Flag	CoD	CoD Flag	x=excluded
1	1	180825M1_2	Standard	0.250	2.28	706.508	33241.895	0.266	0.2	-16.1	NO	1.000	NO	bb
2	2	180825M1_3	Standard	0.500	2.28	1439.382	33132.469	0.543	0.5	0.5	NO	1.000	NO	bb
3	3	180825M1_4	Standard	1.000	2.28	2966.342	33816.434	1.096	1.1	8.6	NO	1.000	NO	bb
4	4	180825M1_5	Standard	2.000	2.28	5685.534	33820.297	2.101	2.1	7.2	NO	1.000	NO	bb
5	5	180825M1_6	Standard	5.000	2.28	13626.754	34084.293	4.997	5.2	3.9	NO	1.000	NO	bb
6	6	180825M1_7	Standard	10.000	2.28	25305.291	33216.926	9.523	10.0	-0.5	NO	1.000	NO	bb
7	7	180825M1_8	Standard	50.000	2.28	113730.617	30300.207	46.918	49.0	-1.9	NO	1.000	NO	bb
8	8	180825M1_9	Standard	100.000	2.28	224089.969	30324.652	92.371	95.9	-4.1	NO	1.000	NO	bb
9	9	180825M1_10	Standard	250.000	2.28	528846.063	26063.240	253.636	257.3	2.9	NO	1.000	NO	bb

Dataset: F:\Projects\PFAS.PRO\Results\180825M1\180825M1-CRV.qld

Last Altered: Sunday, August 26, 2018 13:06:25 Pacific Daylight Time
Printed: Sunday, August 26, 2018 13:09:43 Pacific Daylight Time

Compound name: PFPeA

	#	Name	Type	Std. Conc	RT	Area	IS Area	Response	Conc.	%Dev	Conc. Flag	CoD	CoD Flag	x=excluded
10	10	180825M1_11	Standard	500.000	2.28	917119.000	22582.154	507.657	497.4	-0.5	NO	1.000	NO	bb

Compound name: PFBS
Coefficient of Determination: R^2 = 0.998993
Calibration curve: 5.3431e-005 * x^2 + 1.98654 * x + 0.0349718
Response type: Internal Std (Ref 38), Area * (IS Conc. / IS Area)
Curve type: 2nd Order, Origin: Exclude, Weighting: 1/x, Axis trans: None

	#	Name	Type	Std. Conc	RT	Area	IS Area	Response	Conc.	%Dev	Conc. Flag	CoD	CoD Flag	x=excluded
1	1	180825M1_2	Standard	0.250	2.58	138.636	3445.955	0.503	0.2	-5.8	NO	0.999	NO	bb
2	2	180825M1_3	Standard	0.500	2.58	287.574	3325.544	1.081	0.5	5.3	NO	0.999	NO	bb
3	3	180825M1_4	Standard	1.000	2.58	586.660	3526.256	2.080	1.0	2.9	NO	0.999	NO	bb
4	4	180825M1_5	Standard	2.000	2.58	1245.471	3545.528	4.391	2.2	9.6	NO	0.999	NO	bb
5	5	180825M1_6	Standard	5.000	2.58	2852.311	3608.568	9.880	5.0	-0.9	NO	0.999	NO	bb
6	6	180825M1_7	Standard	10.000	2.58	5206.163	3473.203	18.737	9.4	-5.9	NO	0.999	NO	bb
7	7	180825M1_8	Standard	50.000	2.58	23256.766	3076.623	94.490	47.5	-5.0	NO	0.999	NO	bb
8	8	180825M1_9	Standard	100.000	2.58	45921.977	3000.121	191.334	96.0	-4.0	NO	0.999	NO	bb
9	9	180825M1_10	Standard	250.000	2.58	105584.031	2522.638	523.183	261.5	4.6	NO	0.999	NO	bb
10	10	180825M1_11	Standard	500.000	2.58	175025.063	2194.008	997.177	495.3	-0.9	NO	0.999	NO	bb

Compound name: 4:2 FTS
Coefficient of Determination: R^2 = 0.999180
Calibration curve: -0.00270822 * x^2 + 0.96845 * x + 0.0731081
Response type: Internal Std (Ref 39), Area * (IS Conc. / IS Area)
Curve type: 2nd Order, Origin: Exclude, Weighting: 1/x, Axis trans: None

	#	Name	Type	Std. Conc	RT	Area	IS Area	Response	Conc.	%Dev	Conc. Flag	CoD	CoD Flag	x=excluded
1	1	180825M1_2	Standard	0.250	2.99	162.814	7030.892	0.289	0.2	-10.6	NO	0.999	NO	bb
2	2	180825M1_3	Standard	0.500	2.99	293.646	6825.006	0.538	0.5	-3.9	NO	0.999	NO	bb
3	3	180825M1_4	Standard	1.000	2.99	618.293	7060.958	1.095	1.1	5.8	NO	0.999	NO	bb
4	4	180825M1_5	Standard	2.000	2.99	1167.394	7267.745	2.008	2.0	0.5	NO	0.999	NO	bb
5	5	180825M1_6	Standard	5.000	2.99	2976.674	7199.572	5.168	5.3	6.8	NO	0.999	NO	bb
6	6	180825M1_7	Standard	10.000	3.00	5559.370	7058.676	9.845	10.4	3.9	NO	0.999	NO	bb
7	7	180825M1_8	Standard	50.000	2.99	22965.262	7099.831	40.433	48.2	-3.7	NO	0.999	NO	bb

Dataset: F:\Projects\PFAS.PRO\Results\180825M1\180825M1-CRV.qld

Last Altered: Sunday, August 26, 2018 13:06:25 Pacific Daylight Time
Printed: Sunday, August 26, 2018 13:09:43 Pacific Daylight Time

Compound name: 4:2 FTS

	#	Name	Type	Std. Conc	RT	Area	IS Area	Response	Conc.	%Dev	Conc. Flag	CoD	CoD Flag	x=excluded
8	8	180825M1_9	Standard	100.000	3.00	43656.383	7748.221	70.430	101.4	1.4	NO	0.999	NO	bb
9	9	180825M1_10	Standard	250.000	2.99	99972.266	9688.219	128.987			NO	0.999	NO	bbXI
10	10	180825M1_11	Standard	500.000	2.99	164789.156	12578.926	163.755			NO	0.999	NO	bbXI

Compound name: PFHxA
Coefficient of Determination: R^2 = 0.999220
Calibration curve: 7.04522e-007 * x^2 + 0.935981 * x + 0.0590134
Response type: Internal Std (Ref 40), Area * (IS Conc. / IS Area)
Curve type: 2nd Order, Origin: Include, Weighting: 1/x, Axis trans: None

	#	Name	Type	Std. Conc	RT	Area	IS Area	Response	Conc.	%Dev	Conc. Flag	CoD	CoD Flag	x=excluded
1	1	180825M1_2	Standard	0.250	3.08	1159.871	19681.047	0.295	0.3	0.7	NO	0.999	NO	bb
2	2	180825M1_3	Standard	0.500	3.08	2235.754	20132.121	0.555	0.5	6.0	NO	0.999	NO	bb
3	3	180825M1_4	Standard	1.000	3.08	4192.854	20221.125	1.037	1.0	4.5	NO	0.999	NO	bb
4	4	180825M1_5	Standard	2.000	3.08	8575.724	20311.969	2.111	2.2	9.6	NO	0.999	NO	bb
5	5	180825M1_6	Standard	5.000	3.08	20766.766	20414.045	5.086	5.4	7.4	NO	0.999	NO	bb
6	6	180825M1_7	Standard	10.000	3.08	38249.688	20135.582	9.498	10.1	0.8	NO	0.999	NO	bb
7	7	180825M1_8	Standard	50.000	3.08	169203.000	18232.393	46.402	49.5	-1.0	NO	0.999	NO	bb
8	8	180825M1_9	Standard	100.000	3.08	323459.406	18311.459	88.322	94.3	-5.7	NO	0.999	NO	bb
9	9	180825M1_10	Standard	250.000	3.08	769288.250	15886.112	242.126	258.6	3.4	NO	0.999	NO	bb
10	10	180825M1_11	Standard	500.000	3.08	1318673.500	14169.531	465.320	496.9	-0.6	NO	0.999	NO	bb

Compound name: PFPeS
Coefficient of Determination: R^2 = 0.998782
Calibration curve: -0.000202992 * x^2 + 1.67569 * x + 0.00949485
Response type: Internal Std (Ref 38), Area * (IS Conc. / IS Area)
Curve type: 2nd Order, Origin: Exclude, Weighting: 1/x, Axis trans: None

	#	Name	Type	Std. Conc	RT	Area	IS Area	Response	Conc.	%Dev	Conc. Flag	CoD	CoD Flag	x=excluded
1	1	180825M1_2	Standard	0.250	3.29	111.551	3445.955	0.405	0.2	-5.7	NO	0.999	NO	bb
2	2	180825M1_3	Standard	0.500	3.29	254.572	3325.544	0.957	0.6	13.1	NO	0.999	NO	bb
3	3	180825M1_4	Standard	1.000	3.29	462.679	3526.256	1.640	1.0	-2.7	NO	0.999	NO	bb
4	4	180825M1_5	Standard	2.000	3.29	971.947	3545.528	3.427	2.0	2.0	NO	0.999	NO	bb
5	5	180825M1_6	Standard	5.000	3.29	2482.927	3608.568	8.601	5.1	2.6	NO	0.999	NO	bb

Vista Analytical Laboratory

Dataset: F:\Projects\PFAS.PRO\Results\180825M1\180825M1-CRV.qld

Last Altered: Sunday, August 26, 2018 13:06:25 Pacific Daylight Time
Printed: Sunday, August 26, 2018 13:09:43 Pacific Daylight Time

Compound name: PFPeS

	#	Name	Type	Std. Conc	RT	Area	IS Area	Response	Conc.	%Dev	Conc. Flag	CoD	CoD Flag	x=excluded
6	6	180825M1_7	Standard	10.000	3.29	4522.721	3473.203	16.277	9.7	-2.8	NO	0.999	NO	bb
7	7	180825M1_8	Standard	50.000	3.29	19123.164	3076.623	77.695	46.6	-6.8	NO	0.999	NO	bb
8	8	180825M1_9	Standard	100.000	3.29	38251.305	3000.121	159.374	96.2	-3.8	NO	0.999	NO	bb
9	9	180825M1_10	Standard	250.000	3.29	86064.039	2522.638	426.459	262.9	5.1	NO	0.999	NO	bb
10	10	180825M1_11	Standard	500.000	3.29	136695.031	2194.008	778.797	494.4	-1.1	NO	0.999	NO	bb

Compound name: PFHpA
Correlation coefficient: r = 0.999254, r^2 = 0.998508
Calibration curve: 1.16602 * x + 0.0435023
Response type: Internal Std (Ref 41), Area * (IS Conc. / IS Area)
Curve type: Linear, Origin: Exclude, Weighting: 1/x, Axis trans: None

	#	Name	Type	Std. Conc	RT	Area	IS Area	Response	Conc.	%Dev	Conc. Flag	CoD	CoD Flag	x=excluded
1	1	180825M1_2	Standard	0.250	3.71	845.398	30217.102	0.350	0.3	5.0	NO	0.999	NO	bb
2	2	180825M1_3	Standard	0.500	3.71	1531.537	31227.330	0.613	0.5	-2.3	NO	0.999	NO	bb
3	3	180825M1_4	Standard	1.000	3.71	3141.561	31544.527	1.245	1.0	3.0	NO	0.999	NO	bb
4	4	180825M1_5	Standard	2.000	3.71	6175.638	30114.398	2.563	2.2	8.1	NO	0.999	NO	bb
5	5	180825M1_6	Standard	5.000	3.71	15308.022	32710.547	5.850	5.0	-0.4	NO	0.999	NO	bb
6	6	180825M1_7	Standard	10.000	3.71	27748.225	31084.766	11.158	9.5	-4.7	NO	0.999	NO	bb
7	7	180825M1_8	Standard	50.000	3.71	120191.141	28118.541	53.431	45.8	-8.4	NO	0.999	NO	bb
8	8	180825M1_9	Standard	100.000	3.71	240185.406	27042.039	111.024	95.2	-4.8	NO	0.999	NO	bb
9	9	180825M1_10	Standard	250.000	3.71	553712.875	22547.932	306.964	263.2	5.3	NO	0.999	NO	bb
10	10	180825M1_11	Standard	500.000	3.71	930074.563	20095.918	578.522	496.1	-0.8	NO	0.999	NO	bb

Dataset: F:\Projects\PFAS.PRO\Results\180825M1\180825M1-CRV.qld

Last Altered: Sunday, August 26, 2018 13:06:25 Pacific Daylight Time
Printed: Sunday, August 26, 2018 13:09:43 Pacific Daylight Time

Compound name: L-PFHxS
Coefficient of Determination: R^2 = 0.997546
Calibration curve: 0.000151543 * x^2 + 1.72502 * x + 0.0135457
Response type: Internal Std (Ref 42), Area * (IS Conc. / IS Area)
Curve type: 2nd Order, Origin: Include, Weighting: 1/x, Axis trans: None

	#	Name	Type	Std. Conc	RT	Area	IS Area	Response	Conc.	%Dev	Conc. Flag	CoD	CoD Flag	x=excluded
1	1	180825M1_2	Standard	0.250	3.86	109.376	3102.036	0.441	0.2	-0.9	NO	0.998	NO	MM
2	2	180825M1_3	Standard	0.500	3.87	229.995	3141.342	0.915	0.5	4.5	NO	0.998	NO	MM
3	3	180825M1_4	Standard	1.000	3.87	463.658	3120.820	1.857	1.1	6.9	NO	0.998	NO	MM
4	4	180825M1_5	Standard	2.000	3.87	910.644	3185.468	3.573	2.1	3.2	NO	0.998	NO	MM
5	5	180825M1_6	Standard	5.000	3.87	2271.839	3109.469	9.133	5.3	5.7	NO	0.998	NO	MM
6	6	180825M1_7	Standard	10.000	3.87	4032.693	3125.250	16.129	9.3	-6.7	NO	0.998	NO	MM
7	7	180825M1_8	Standard	50.000	3.87	18615.553	2958.997	78.640	45.4	-9.2	NO	0.998	NO	MM
8	8	180825M1_9	Standard	100.000	3.87	36102.594	2761.479	163.421	94.0	-6.0	NO	0.998	NO	MM
9	9	180825M1_10	Standard	250.000	3.87	86937.133	2298.064	472.882	267.8	7.1	NO	0.998	NO	MM
10	10	180825M1_11	Standard	500.000	3.87	147014.813	2071.147	887.279	493.0	-1.4	NO	0.998	NO	MM

Compound name: 6:2 FTS
Coefficient of Determination: R^2 = 0.999439
Calibration curve: -0.00252762 * x^2 + 1.02117 * x + 0.0388615
Response type: Internal Std (Ref 43), Area * (IS Conc. / IS Area)
Curve type: 2nd Order, Origin: Include, Weighting: 1/x, Axis trans: None

	#	Name	Type	Std. Conc	RT	Area	IS Area	Response	Conc.	%Dev	Conc. Flag	CoD	CoD Flag	x=excluded
1	1	180825M1_2	Standard	0.250	4.19	163.684	7189.710	0.285	0.2	-3.7	NO	0.999	NO	bb
2	2	180825M1_3	Standard	0.500	4.19	307.961	7035.296	0.547	0.5	-0.3	NO	0.999	NO	bb
3	3	180825M1_4	Standard	1.000	4.19	641.179	7162.068	1.119	1.1	6.1	NO	0.999	NO	bb
4	4	180825M1_5	Standard	2.000	4.19	1329.304	7177.481	2.315	2.2	12.1	NO	0.999	NO	bb
5	5	180825M1_6	Standard	5.000	4.19	3135.117	7612.021	5.148	5.1	1.3	NO	0.999	NO	bb
6	6	180825M1_7	Standard	10.000	4.19	5521.619	6807.340	10.139	10.1	1.5	NO	0.999	NO	bb
7	7	180825M1_8	Standard	50.000	4.19	25557.170	7290.515	43.819	48.8	-2.5	NO	0.999	NO	bb
8	8	180825M1_9	Standard	100.000	4.19	49405.223	7985.438	77.336	100.9	0.9	NO	0.999	NO	bb
9	9	180825M1_10	Standard	250.000	4.19	110329.391	10623.472	129.818			NO	0.999	NO	bbXI
10	10	180825M1_11	Standard	500.000	4.19	188112.328	13926.469	168.844			NO	0.999	NO	bbXI

Dataset: F:\Projects\PFAS.PRO\Results\180825M1\180825M1-CRV.qld

Last Altered: Sunday, August 26, 2018 13:06:25 Pacific Daylight Time
Printed: Sunday, August 26, 2018 13:09:43 Pacific Daylight Time

Compound name: L-PFOA
Coefficient of Determination: R^2 = 0.999409
Calibration curve: 0.000181142 * x^2 + 1.22455 * x + 0.13836
Response type: Internal Std (Ref 44), Area * (IS Conc. / IS Area)
Curve type: 2nd Order, Origin: Exclude, Weighting: 1/x, Axis trans: None

	#	Name	Type	Std. Conc	RT	Area	IS Area	Response	Conc.	%Dev	Conc. Flag	CoD	CoD Flag	x=excluded
1	1	180825M1_2	Standard	0.250	4.24	1655.802	49274.074	0.420	0.2	-8.0	NO	0.999	NO	MM
2	2	180825M1_3	Standard	0.500	4.24	2719.329	47775.039	0.711	0.5	-6.4	NO	0.999	NO	bb
3	3	180825M1_4	Standard	1.000	4.24	5381.616	48304.207	1.393	1.0	2.4	NO	0.999	NO	bb
4	4	180825M1_5	Standard	2.000	4.24	11037.771	49751.418	2.773	2.2	7.6	NO	0.999	NO	MM
5	5	180825M1_6	Standard	5.000	4.24	25963.525	47976.961	6.765	5.4	8.1	NO	0.999	NO	MM
6	6	180825M1_7	Standard	10.000	4.24	48963.770	49232.746	12.432	10.0	0.2	NO	0.999	NO	MM
7	7	180825M1_8	Standard	50.000	4.24	206333.891	42489.840	60.701	49.1	-1.8	NO	0.999	NO	MM
8	8	180825M1_9	Standard	100.000	4.24	405206.813	42752.910	118.473	95.3	-4.7	NO	0.999	NO	MM
9	9	180825M1_10	Standard	250.000	4.24	985563.188	37587.918	327.753	257.7	3.1	NO	0.999	NO	MM
10	10	180825M1_11	Standard	500.000	4.24	1639501.500	31340.223	653.913	497.3	-0.5	NO	0.999	NO	MM

Compound name: PFHpS
Coefficient of Determination: R^2 = 0.999506
Calibration curve: 0.000214586 * x^2 + 0.833847 * x + 0.0996653
Response type: Internal Std (Ref 47), Area * (IS Conc. / IS Area)
Curve type: 2nd Order, Origin: Exclude, Weighting: 1/x, Axis trans: None

	#	Name	Type	Std. Conc	RT	Area	IS Area	Response	Conc.	%Dev	Conc. Flag	CoD	CoD Flag	x=excluded
1	1	180825M1_2	Standard	0.250	4.36	103.223	7016.416	0.184	0.1	-59.6	YES	1.000	NO	bbX
2	2	180825M1_3	Standard	0.500	4.36	261.645	6898.175	0.474	0.4	-10.2	NO	1.000	NO	bb
3	3	180825M1_4	Standard	1.000	4.36	555.333	7486.159	0.927	1.0	-0.8	NO	1.000	NO	MM
4	4	180825M1_5	Standard	2.000	4.36	1109.280	7463.945	1.858	2.1	5.4	NO	1.000	NO	MM
5	5	180825M1_6	Standard	5.000	4.36	2780.482	7577.506	4.587	5.4	7.5	NO	1.000	NO	MM
6	6	180825M1_7	Standard	10.000	4.36	5128.155	7500.849	8.546	10.1	1.0	NO	1.000	NO	bb
7	7	180825M1_8	Standard	50.000	4.36	22114.824	6544.876	42.237	49.9	-0.2	NO	1.000	NO	bb
8	8	180825M1_9	Standard	100.000	4.36	42715.117	6561.887	81.370	95.1	-4.9	NO	1.000	NO	bb
9	9	180825M1_10	Standard	250.000	4.36	97705.367	5354.635	228.086	256.5	2.6	NO	1.000	NO	bb
10	10	180825M1_11	Standard	500.000	4.36	161565.219	4310.991	468.469	497.9	-0.4	NO	1.000	NO	bb

Dataset: F:\Projects\PFAS.PRO\Results\180825M1\180825M1-CRV.qld

Last Altered: Sunday, August 26, 2018 13:06:25 Pacific Daylight Time
Printed: Sunday, August 26, 2018 13:09:43 Pacific Daylight Time

Compound name: PFNA
Coefficient of Determination: R^2 = 0.999666
Calibration curve: 0.0001028 * x^2 + 1.18741 * x + 0.0680712
Response type: Internal Std (Ref 45), Area * (IS Conc. / IS Area)
Curve type: 2nd Order, Origin: Exclude, Weighting: 1/x, Axis trans: None

	#	Name	Type	Std. Conc	RT	Area	IS Area	Response	Conc.	%Dev	Conc. Flag	CoD	CoD Flag	x=excluded
1	1	180825M1_2	Standard	0.250	4.69	1234.036	47429.898	0.325	0.2	-13.4	NO	1.000	NO	bb
2	2	180825M1_3	Standard	0.500	4.69	2583.160	47702.172	0.677	0.5	2.5	NO	1.000	NO	bb
3	3	180825M1_4	Standard	1.000	4.69	4830.482	47170.523	1.280	1.0	2.1	NO	1.000	NO	bb
4	4	180825M1_5	Standard	2.000	4.69	10130.321	47868.559	2.645	2.2	8.5	NO	1.000	NO	bb
5	5	180825M1_6	Standard	5.000	4.69	24117.461	48885.234	6.167	5.1	2.7	NO	1.000	NO	bb
6	6	180825M1_7	Standard	10.000	4.69	44280.266	46756.293	11.838	9.9	-1.0	NO	1.000	NO	bb
7	7	180825M1_8	Standard	50.000	4.69	198689.484	41232.969	60.234	50.4	0.9	NO	1.000	NO	bb
8	8	180825M1_9	Standard	100.000	4.69	373933.375	40669.027	114.932	95.9	-4.1	NO	1.000	NO	bb
9	9	180825M1_10	Standard	250.000	4.69	870181.438	35118.371	309.732	255.2	2.1	NO	1.000	NO	bb
10	10	180825M1_11	Standard	500.000	4.69	1460515.750	29579.148	617.207	498.2	-0.4	NO	1.000	NO	bb

Compound name: PFOSA
Coefficient of Determination: R^2 = 0.997902
Calibration curve: 2.85671e-005 * x^2 + 1.05136 * x + -0.00472244
Response type: Internal Std (Ref 46), Area * (IS Conc. / IS Area)
Curve type: 2nd Order, Origin: Exclude, Weighting: 1/x, Axis trans: None

	#	Name	Type	Std. Conc	RT	Area	IS Area	Response	Conc.	%Dev	Conc. Flag	CoD	CoD Flag	x=excluded
1	1	180825M1_2	Standard	0.250	4.74	248.366	10080.725	0.308	0.3	19.0	NO	0.998	NO	bb
2	2	180825M1_3	Standard	0.500	4.75	390.021	10142.077	0.481	0.5	-7.7	NO	0.998	NO	bb
3	3	180825M1_4	Standard	1.000	4.75	890.001	10692.631	1.040	1.0	-0.6	NO	0.998	NO	MM
4	4	180825M1_5	Standard	2.000	4.75	1803.902	10602.994	2.127	2.0	1.4	NO	0.998	NO	bb
5	5	180825M1_6	Standard	5.000	4.75	4499.102	10454.188	5.380	5.1	2.4	NO	0.998	NO	bb
6	6	180825M1_7	Standard	10.000	4.74	8513.864	10822.321	9.834	9.4	-6.4	NO	0.998	NO	MM
7	7	180825M1_8	Standard	50.000	4.74	36731.582	9457.416	48.549	46.1	-7.8	NO	0.998	NO	bb
8	8	180825M1_9	Standard	100.000	4.74	71474.063	8984.134	99.445	94.3	-5.7	NO	0.998	NO	bb
9	9	180825M1_10	Standard	250.000	4.74	169307.625	7490.251	282.547	266.8	6.7	NO	0.998	NO	bb
10	10	180825M1_11	Standard	500.000	4.74	289466.719	6885.889	525.471	493.2	-1.4	NO	0.998	NO	bb

Dataset: F:\Projects\PFAS.PRO\Results\180825M1\180825M1-CRV.qld

Last Altered: Sunday, August 26, 2018 13:06:25 Pacific Daylight Time
Printed: Sunday, August 26, 2018 13:09:43 Pacific Daylight Time

Compound name: L-PFOS
Coefficient of Determination: R^2 = 0.999307
Calibration curve: 0.00043701 * x^2 + 0.964414 * x + 0.0441341
Response type: Internal Std (Ref 47), Area * (IS Conc. / IS Area)
Curve type: 2nd Order, Origin: Include, Weighting: 1/x, Axis trans: None

	#	Name	Type	Std. Conc	RT	Area	IS Area	Response	Conc.	%Dev	Conc. Flag	CoD	CoD Flag	x=excluded
1	1	180825M1_2	Standard	0.250	4.77	87.006	7016.416	0.155	0.1	-54.0	YES	0.999	NO	MMX
2	2	180825M1_3	Standard	0.500	4.78	304.734	6898.175	0.552	0.5	5.3	NO	0.999	NO	MM
3	3	180825M1_4	Standard	1.000	4.78	605.904	7486.159	1.012	1.0	0.3	NO	0.999	NO	MM
4	4	180825M1_5	Standard	2.000	4.78	1283.032	7463.945	2.149	2.2	9.0	NO	0.999	NO	MM
5	5	180825M1_6	Standard	5.000	4.78	3023.281	7577.506	4.987	5.1	2.3	NO	0.999	NO	MM
6	6	180825M1_7	Standard	10.000	4.78	5575.847	7500.849	9.292	9.5	-4.5	NO	0.999	NO	MM
7	7	180825M1_8	Standard	50.000	4.78	25685.387	6544.876	49.056	49.7	-0.6	NO	0.999	NO	MM
8	8	180825M1_9	Standard	100.000	4.78	49948.871	6561.887	95.150	94.6	-5.4	NO	0.999	NO	MM
9	9	180825M1_10	Standard	250.000	4.78	119246.914	5354.635	278.373	258.4	3.3	NO	0.999	NO	MM
10	10	180825M1_11	Standard	500.000	4.78	202694.438	4310.991	587.726	497.3	-0.5	NO	0.999	NO	MM

Compound name: PFDA
Coefficient of Determination: R^2 = 0.998909
Calibration curve: -1.68153e-005 * x^2 + 1.21743 * x + 0.104096
Response type: Internal Std (Ref 48), Area * (IS Conc. / IS Area)
Curve type: 2nd Order, Origin: Exclude, Weighting: 1/x, Axis trans: None

	#	Name	Type	Std. Conc	RT	Area	IS Area	Response	Conc.	%Dev	Conc. Flag	CoD	CoD Flag	x=excluded
1	1	180825M1_2	Standard	0.250	5.07	1362.671	46769.629	0.364	0.2	-14.5	NO	0.999	NO	bb
2	2	180825M1_3	Standard	0.500	5.07	2436.804	46065.539	0.661	0.5	-8.5	NO	0.999	NO	bd
3	3	180825M1_4	Standard	1.000	5.07	5395.149	47458.215	1.421	1.1	8.2	NO	0.999	NO	MM
4	4	180825M1_5	Standard	2.000	5.07	10055.291	47391.449	2.652	2.1	4.7	NO	0.999	NO	bb
5	5	180825M1_6	Standard	5.000	5.07	24334.633	46566.586	6.532	5.3	5.6	NO	0.999	NO	bb
6	6	180825M1_7	Standard	10.000	5.07	45601.742	42012.324	13.568	11.1	10.6	NO	0.999	NO	bb
7	7	180825M1_8	Standard	50.000	5.07	192710.625	40798.773	59.043	48.4	-3.1	NO	0.999	NO	bb
8	8	180825M1_9	Standard	100.000	5.07	369121.625	40397.707	114.215	93.9	-6.1	NO	0.999	NO	bb
9	9	180825M1_10	Standard	250.000	5.07	868931.875	34447.023	315.315	259.8	3.9	NO	0.999	NO	bb
10	10	180825M1_11	Standard	500.000	5.07	1469080.375	30589.879	600.313	496.4	-0.7	NO	0.999	NO	MM

Dataset: F:\Projects\PFAS.PRO\Results\180825M1\180825M1-CRV.qld

Last Altered: Sunday, August 26, 2018 13:06:25 Pacific Daylight Time
Printed: Sunday, August 26, 2018 13:09:43 Pacific Daylight Time

Compound name: 8:2 FTS
Coefficient of Determination: R^2 = 0.999374
Calibration curve: -0.00565394 * x^2 + 1.414 * x + 0.0937769
Response type: Internal Std (Ref 49), Area * (IS Conc. / IS Area)
Curve type: 2nd Order, Origin: Exclude, Weighting: 1/x, Axis trans: None

	#	Name	Type	Std. Conc	RT	Area	IS Area	Response	Conc.	%Dev	Conc. Flag	CoD	CoD Flag	x=excluded
1	1	180825M1_2	Standard	0.250	5.04	217.372	5365.376	0.506	0.3	16.9	NO	0.999	NO	MM
2	2	180825M1_3	Standard	0.500	5.04	310.178	5371.691	0.722	0.4	-11.0	NO	0.999	NO	MM
3	3	180825M1_4	Standard	1.000	5.04	681.502	5453.385	1.562	1.0	4.3	NO	0.999	NO	MM
4	4	180825M1_5	Standard	2.000	5.04	1216.708	5616.086	2.708	1.9	-6.9	NO	0.999	NO	bb
5	5	180825M1_6	Standard	5.000	5.04	3072.461	5588.875	6.872	4.9	-2.2	NO	0.999	NO	bb
6	6	180825M1_7	Standard	10.000	5.04	5965.046	5602.970	13.308	9.7	-2.8	NO	0.999	NO	MM
7	7	180825M1_8	Standard	50.000	5.04	26551.691	5733.683	57.885	51.5	2.9	NO	0.999	NO	MM
8	8	180825M1_9	Standard	100.000	5.04	46562.730	6897.133	84.388	98.1	-1.9	NO	0.999	NO	MM
9	9	180825M1_10	Standard	250.000	5.04	105993.680	8126.755	163.032			NO	0.999	NO	MMXI
10	10	180825M1_11	Standard	500.000	5.04	177415.766	10468.282	211.849			NO	0.999	NO	bdXI

Compound name: PFNS
Coefficient of Determination: R^2 = 0.999564
Calibration curve: 0.000187511 * x^2 + 0.764159 * x + 0.0402872
Response type: Internal Std (Ref 47), Area * (IS Conc. / IS Area)
Curve type: 2nd Order, Origin: Exclude, Weighting: 1/x, Axis trans: None

	#	Name	Type	Std. Conc	RT	Area	IS Area	Response	Conc.	%Dev	Conc. Flag	CoD	CoD Flag	x=excluded
1	1	180825M1_2	Standard	0.250	5.14	105.902	7016.416	0.189	0.2	-22.3	NO	1.000	NO	bb
2	2	180825M1_3	Standard	0.500	5.14	243.935	6898.175	0.442	0.5	5.1	NO	1.000	NO	bb
3	3	180825M1_4	Standard	1.000	5.14	522.903	7486.159	0.873	1.1	9.0	NO	1.000	NO	bb
4	4	180825M1_5	Standard	2.000	5.14	968.667	7463.945	1.622	2.1	3.5	NO	1.000	NO	bb
5	5	180825M1_6	Standard	5.000	5.14	2482.101	7577.506	4.095	5.3	6.0	NO	1.000	NO	MM
6	6	180825M1_7	Standard	10.000	5.14	4669.366	7500.849	7.781	10.1	1.1	NO	1.000	NO	MM
7	7	180825M1_8	Standard	50.000	5.14	20397.861	6544.876	38.958	50.3	0.6	NO	1.000	NO	MM
8	8	180825M1_9	Standard	100.000	5.14	39114.469	6561.887	74.511	95.2	-4.8	NO	1.000	NO	MM
9	9	180825M1_10	Standard	250.000	5.14	88960.578	5354.635	207.672	255.7	2.3	NO	1.000	NO	MM
10	10	180825M1_11	Standard	500.000	5.14	147365.859	4310.991	427.297	498.2	-0.4	NO	1.000	NO	MM

Dataset: F:\Projects\PFAS.PRO\Results\180825M1\180825M1-CRV.qld

Last Altered: Sunday, August 26, 2018 13:06:25 Pacific Daylight Time
Printed: Sunday, August 26, 2018 13:09:43 Pacific Daylight Time

Compound name: L-MeFOSAA
Coefficient of Determination: R^2 = 0.998420
Calibration curve: -0.000183868 * x^2 + 1.28749 * x + -0.0389104
Response type: Internal Std (Ref 50), Area * (IS Conc. / IS Area)
Curve type: 2nd Order, Origin: Include, Weighting: 1/x, Axis trans: None

	#	Name	Type	Std. Conc	RT	Area	IS Area	Response	Conc.	%Dev	Conc. Flag	CoD	CoD Flag	x=excluded
1	1	180825M1_2	Standard	0.250	5.22	223.961	11487.185	0.244	0.2	-12.2	NO	0.998	NO	MM
2	2	180825M1_3	Standard	0.500	5.23	595.063	11188.128	0.665	0.5	9.3	NO	0.998	NO	MM
3	3	180825M1_4	Standard	1.000	5.23	1142.530	12186.484	1.172	0.9	-5.9	NO	0.998	NO	MM
4	4	180825M1_5	Standard	2.000	5.22	2484.579	11858.327	2.619	2.1	3.3	NO	0.998	NO	MM
5	5	180825M1_6	Standard	5.000	5.23	6225.148	11681.288	6.661	5.2	4.2	NO	0.998	NO	MM
6	6	180825M1_7	Standard	10.000	5.22	11894.382	12015.514	12.374	9.7	-3.5	NO	0.998	NO	MM
7	7	180825M1_8	Standard	50.000	5.22	52577.117	11104.421	59.185	46.3	-7.4	NO	0.998	NO	MM
8	8	180825M1_9	Standard	100.000	5.22	104169.531	10732.121	121.329	95.6	-4.4	NO	0.998	NO	MM
9	9	180825M1_10	Standard	250.000	5.22	238977.125	9109.117	327.937	264.8	5.9	NO	0.998	NO	MM
10	10	180825M1_11	Standard	500.000	5.22	404629.313	8565.046	590.524	493.5	-1.3	NO	0.998	NO	MM

Compound name: L-EtFOSAA
Coefficient of Determination: R^2 = 0.998074
Calibration curve: 0.000128744 * x^2 + 0.976058 * x + -0.0397067
Response type: Internal Std (Ref 52), Area * (IS Conc. / IS Area)
Curve type: 2nd Order, Origin: Exclude, Weighting: 1/x, Axis trans: None

	#	Name	Type	Std. Conc	RT	Area	IS Area	Response	Conc.	%Dev	Conc. Flag	CoD	CoD Flag	x=excluded
1	1	180825M1_2	Standard	0.250	5.39	194.523	13919.041	0.175	0.2	-12.1	NO	0.998	NO	MM
2	2	180825M1_3	Standard	0.500	5.39	522.264	13062.018	0.500	0.6	10.5	NO	0.998	NO	MM
3	3	180825M1_4	Standard	1.000	5.39	1085.783	12891.792	1.053	1.1	11.9	NO	0.998	NO	MM
4	4	180825M1_5	Standard	2.000	5.39	2175.753	13465.099	2.020	2.1	5.5	NO	0.998	NO	MM
5	5	180825M1_6	Standard	5.000	5.39	5385.532	14200.698	4.741	4.9	-2.1	NO	0.998	NO	MM
6	6	180825M1_7	Standard	10.000	5.39	9978.959	13664.368	9.129	9.4	-6.2	NO	0.998	NO	MM
7	7	180825M1_8	Standard	50.000	5.39	43787.375	11931.609	45.873	46.8	-6.5	NO	0.998	NO	MM
8	8	180825M1_9	Standard	100.000	5.39	81935.664	11046.248	92.719	93.9	-6.1	NO	0.998	NO	MM
9	9	180825M1_10	Standard	250.000	5.39	192509.344	8961.604	268.520	265.8	6.3	NO	0.998	NO	MM
10	10	180825M1_11	Standard	500.000	5.38	325874.250	7932.882	513.487	493.9	-1.2	NO	0.998	NO	MM

Vista Analytical Laboratory

Dataset: F:\Projects\PFAS.PRO\Results\180825M1\180825M1-CRV.qld

Last Altered: Sunday, August 26, 2018 13:56:38 Pacific Daylight Time
Printed: Sunday, August 26, 2018 13:57:48 Pacific Daylight Time

Method: F:\Projects\PFAS.PRO\MethDB\PFAS_FULL_80C_082518.mdb 26 Aug 2018 13:06:23
Calibration: F:\Projects\PFAS.PRO\CurveDB\C18_VAL-PFAS_Q4_08-25-18.cdb 26 Aug 2018 13:56:38

Compound name: PFUdA
Coefficient of Determination: R^2 = 0.997599
Calibration curve: -2.06806e-006 * x^2 + 0.935607 * x + 0.110396
Response type: Internal Std (Ref 51), Area * (IS Conc. / IS Area)
Curve type: 2nd Order, Origin: Exclude, Weighting: 1/x, Axis trans: None

	#	Name	Type	Std. Conc	RT	Area	IS Area	Response	Conc.	%Dev	Conc. Flag	CoD	CoD Flag	x=excluded
1	1	180825M1_2	Standard	0.250	5.40	1492.648	54465.238	0.343	0.2	-0.7	NO	0.998	NO	bb
2	2	180825M1_3	Standard	0.500	5.40	2301.484	50853.914	0.566	0.5	-2.7	NO	0.998	NO	bb
3	3	180825M1_4	Standard	1.000	5.40	4571.423	55293.410	1.033	1.0	-1.3	NO	0.998	NO	bb
4	4	180825M1_5	Standard	2.000	5.40	9875.802	55963.727	2.206	2.2	12.0	NO	0.998	NO	bb
5	5	180825M1_6	Standard	5.000	5.40	22081.887	56235.680	4.908	5.1	2.6	NO	0.998	NO	bb
6	6	180825M1_7	Standard	10.000	5.40	40486.992	54412.211	9.301	9.8	-1.8	NO	0.998	NO	bb
7	7	180825M1_8	Standard	50.000	5.40	173012.969	48892.016	44.233	47.2	-5.7	NO	0.998	NO	bb
8	8	180825M1_9	Standard	100.000	5.40	329515.688	47815.254	86.143	92.0	-8.0	NO	0.998	NO	bb
9	9	180825M1_10	Standard	250.000	5.40	741767.750	37034.793	250.362	267.6	7.1	NO	0.998	NO	bb
10	10	180825M1_11	Standard	500.000	5.40	1229057.375	33331.254	460.925	493.1	-1.4	NO	0.998	NO	bb

Compound name: PFDS
Coefficient of Determination: R^2 = 0.999713
Calibration curve: 0.000173016 * x^2 + 0.917005 * x + 0.0530279
Response type: Internal Std (Ref 47), Area * (IS Conc. / IS Area)
Curve type: 2nd Order, Origin: Exclude, Weighting: 1/x, Axis trans: None

	#	Name	Type	Std. Conc	RT	Area	IS Area	Response	Conc.	%Dev	Conc. Flag	CoD	CoD Flag	x=excluded
1	1	180825M1_2	Standard	0.250	5.45	156.505	7016.416	0.279	0.2	-1.5	NO	1.000	NO	bb
2	2	180825M1_3	Standard	0.500	5.45	298.657	6898.175	0.541	0.5	6.5	NO	1.000	NO	bb
3	3	180825M1_4	Standard	1.000	5.45	542.801	7486.159	0.906	0.9	-7.0	NO	1.000	NO	bb
4	4	180825M1_5	Standard	2.000	5.45	1142.307	7463.945	1.913	2.0	1.4	NO	1.000	NO	bb
5	5	180825M1_6	Standard	5.000	5.45	2934.926	7577.506	4.842	5.2	4.3	NO	1.000	NO	bb
6	6	180825M1_7	Standard	10.000	5.45	5430.393	7500.849	9.050	9.8	-2.1	NO	1.000	NO	bd
7	7	180825M1_8	Standard	50.000	5.45	24308.250	6544.876	46.426	50.1	0.2	NO	1.000	NO	bb
8	8	180825M1_9	Standard	100.000	5.45	47301.969	6561.887	90.107	96.4	-3.6	NO	1.000	NO	bb
9	9	180825M1_10	Standard	250.000	5.45	105105.813	5354.635	245.362	255.2	2.1	NO	1.000	NO	bb

Dataset: F:\Projects\PFAS.PRO\Results\180825M1\180825M1-CRV.qld

Last Altered: Sunday, August 26, 2018 13:56:38 Pacific Daylight Time
Printed: Sunday, August 26, 2018 13:57:48 Pacific Daylight Time

Compound name: PFDS

	#	Name	Type	Std. Conc	RT	Area	IS Area	Response	Conc.	%Dev	Conc. Flag	CoD	CoD Flag	x=excluded
10	10	180825M1_11	Standard	500.000	5.45	172389.875	4310.991	499.856	498.2	-0.4	NO	1.000	NO	bb

Compound name: PFDoA
Coefficient of Determination: R^2 = 0.998423
Calibration curve: -3.47143e-005 * x^2 + 1.09278 * x + 0.0282702
Response type: Internal Std (Ref 53), Area * (IS Conc. / IS Area)
Curve type: 2nd Order, Origin: Exclude, Weighting: 1/x, Axis trans: None

	#	Name	Type	Std. Conc	RT	Area	IS Area	Response	Conc.	%Dev	Conc. Flag	CoD	CoD Flag	x=excluded
1	1	180825M1_2	Standard	0.250	5.69	1414.314	55780.484	0.317	0.3	5.7	NO	0.998	NO	MM
2	2	180825M1_3	Standard	0.500	5.69	2548.374	56550.980	0.563	0.5	-2.1	NO	0.998	NO	bd
3	3	180825M1_4	Standard	1.000	5.69	5349.969	58259.910	1.148	1.0	2.5	NO	0.998	NO	bd
4	4	180825M1_5	Standard	2.000	5.69	10947.773	56419.504	2.426	2.2	9.7	NO	0.998	NO	bd
5	5	180825M1_6	Standard	5.000	5.69	24551.123	57762.066	5.313	4.8	-3.3	NO	0.998	NO	MM
6	6	180825M1_7	Standard	10.000	5.69	45984.473	56606.508	10.154	9.3	-7.3	NO	0.998	NO	MM
7	7	180825M1_8	Standard	50.000	5.69	203481.141	48389.852	52.563	48.1	-3.7	NO	0.998	NO	MM
8	8	180825M1_9	Standard	100.000	5.69	399015.281	48731.246	102.351	93.9	-6.1	NO	0.998	NO	MM
9	9	180825M1_10	Standard	250.000	5.69	909112.750	39637.754	286.694	264.5	5.8	NO	0.998	NO	bb
10	10	180825M1_11	Standard	500.000	5.69	1512689.375	35578.469	531.462	494.1	-1.2	NO	0.998	NO	bb

Compound name: N-MeFOSA
Coefficient of Determination: R^2 = 0.999129
Calibration curve: -5.40052e-005 * x^2 + 0.997561 * x + 0.358081
Response type: Internal Std (Ref 54), Area * (IS Conc. / IS Area)
Curve type: 2nd Order, Origin: Include, Weighting: 1/x, Axis trans: None

	#	Name	Type	Std. Conc	RT	Area	IS Area	Response	Conc.	%Dev	Conc. Flag	CoD	CoD Flag	x=excluded
1	1	180825M1_2	Standard	1.250	5.76	406.722	40362.734	1.512	1.2	-7.5	NO	0.999	NO	bb
2	2	180825M1_3	Standard	2.500	5.77	735.882	40565.926	2.721	2.4	-5.2	NO	0.999	NO	bb
3	3	180825M1_4	Standard	5.000	5.77	1554.561	40400.258	5.772	5.4	8.6	NO	0.999	NO	bb
4	4	180825M1_5	Standard	10.000	5.76	3255.872	41728.930	11.704	11.4	13.8	NO	0.999	NO	bb
5	5	180825M1_6	Standard	25.000	5.77	7851.388	40882.434	28.807	28.6	14.3	NO	0.999	NO	bb
6	6	180825M1_7	Standard	50.000	5.76	14594.162	40821.469	53.627	53.6	7.1	NO	0.999	NO	bb
7	7	180825M1_8	Standard	250.000	5.76	64882.203	39307.285	247.596	251.3	0.5	NO	0.999	NO	bb

Dataset: F:\Projects\PFAS.PRO\Results\180825M1\180825M1-CRV.qld

Last Altered: Sunday, August 26, 2018 13:56:38 Pacific Daylight Time
Printed: Sunday, August 26, 2018 13:57:48 Pacific Daylight Time

Compound name: N-MeFOSA

	#	Name	Type	Std. Conc	RT	Area	IS Area	Response	Conc.	%Dev	Conc. Flag	CoD	CoD Flag	x=excluded
8	8	180825M1_9	Standard	500.000	5.76	127416.117	40667.629	469.966	483.4	-3.3	NO	0.999	NO	bb
9	9	180825M1_10	Standard	1250.000	5.76	299144.656	38393.711	1168.725	1256.7	0.5	NO	0.999	NO	bb
10	10	180825M1_11	Standard	2500.000	5.76	496273.688	36782.027	2023.843	2319.8	-7.2	NO	0.999	NO	bbX

Compound name: PFTrDA
Coefficient of Determination: R^2 = 0.998011
Calibration curve: -9.96252e-005 * x^2 + 1.13656 * x + 0.0423914
Response type: Internal Std (Ref 53), Area * (IS Conc. / IS Area)
Curve type: 2nd Order, Origin: Exclude, Weighting: 1/x, Axis trans: None

	#	Name	Type	Std. Conc	RT	Area	IS Area	Response	Conc.	%Dev	Conc. Flag	CoD	CoD Flag	x=excluded
1	1	180825M1_2	Standard	0.250	5.94	1478.647	55780.484	0.331	0.3	1.7	NO	0.998	NO	MM
2	2	180825M1_3	Standard	0.500	5.94	2751.018	56550.980	0.608	0.5	-0.5	NO	0.998	NO	bb
3	3	180825M1_4	Standard	1.000	5.94	5537.633	58259.910	1.188	1.0	0.8	NO	0.998	NO	bb
4	4	180825M1_5	Standard	2.000	5.94	11133.028	56419.504	2.467	2.1	6.7	NO	0.998	NO	bb
5	5	180825M1_6	Standard	5.000	5.94	26793.793	57762.066	5.798	5.1	1.3	NO	0.998	NO	bb
6	6	180825M1_7	Standard	10.000	5.94	49701.496	56606.508	10.975	9.6	-3.7	NO	0.998	NO	bb
7	7	180825M1_8	Standard	50.000	5.94	210235.109	48389.852	54.308	47.9	-4.1	NO	0.998	NO	bb
8	8	180825M1_9	Standard	100.000	5.94	407044.000	48731.246	104.410	92.6	-7.4	NO	0.998	NO	bb
9	9	180825M1_10	Standard	250.000	5.94	937802.063	39637.754	295.741	266.4	6.6	NO	0.998	NO	bb
10	10	180825M1_11	Standard	500.000	5.94	1526800.375	35578.469	536.420	493.3	-1.3	NO	0.998	NO	bb

Compound name: PFTeDA
Coefficient of Determination: R^2 = 0.999104
Calibration curve: -0.000166649 * x^2 + 1.29343 * x + 0.120523
Response type: Internal Std (Ref 55), Area * (IS Conc. / IS Area)
Curve type: 2nd Order, Origin: Exclude, Weighting: 1/x, Axis trans: None

	#	Name	Type	Std. Conc	RT	Area	IS Area	Response	Conc.	%Dev	Conc. Flag	CoD	CoD Flag	x=excluded
1	1	180825M1_2	Standard	0.250	6.16	1270.623	36227.949	0.438	0.2	-1.7	NO	0.999	NO	bb
2	2	180825M1_3	Standard	0.500	6.16	2168.061	37266.996	0.727	0.5	-6.2	NO	0.999	NO	bb
3	3	180825M1_4	Standard	1.000	6.16	4244.188	38929.117	1.363	1.0	-3.9	NO	0.999	NO	bb
4	4	180825M1_5	Standard	2.000	6.16	8686.229	37410.762	2.902	2.2	7.6	NO	0.999	NO	bb
5	5	180825M1_6	Standard	5.000	6.16	21692.541	38114.887	7.114	5.4	8.2	NO	0.999	NO	bb

Dataset: F:\Projects\PFAS.PRO\Results\180825M1\180825M1-CRV.qld

Last Altered: Sunday, August 26, 2018 13:56:38 Pacific Daylight Time
Printed: Sunday, August 26, 2018 13:57:48 Pacific Daylight Time

Compound name: PFTeDA

	#	Name	Type	Std. Conc	RT	Area	IS Area	Response	Conc.	%Dev	Conc. Flag	CoD	CoD Flag	x=excluded
6	6	180825M1_7	Standard	10.000	6.15	39506.133	38433.969	12.849	9.9	-1.5	NO	0.999	NO	bb
7	7	180825M1_8	Standard	50.000	6.15	172862.375	33242.551	65.000	50.5	1.0	NO	0.999	NO	bb
8	8	180825M1_9	Standard	100.000	6.15	335681.063	35034.137	119.769	93.6	-6.4	NO	0.999	NO	bb
9	9	180825M1_10	Standard	250.000	6.16	761730.813	29396.207	323.907	259.0	3.6	NO	0.999	NO	bb
10	10	180825M1_11	Standard	500.000	6.15	1293541.625	26890.797	601.294	496.6	-0.7	NO	0.999	NO	bb

Compound name: N-EtFOSA
Coefficient of Determination: R^2 = 0.999502
Calibration curve: -2.75571e-005 * x^2 + 0.936004 * x + 0.258395
Response type: Internal Std (Ref 56), Area * (IS Conc. / IS Area)
Curve type: 2nd Order, Origin: Exclude, Weighting: 1/x, Axis trans: None

	#	Name	Type	Std. Conc	RT	Area	IS Area	Response	Conc.	%Dev	Conc. Flag	CoD	CoD Flag	x=excluded
1	1	180825M1_2	Standard	1.250	6.18	425.824	49388.109	1.293	1.1	-11.5	NO	1.000	NO	bb
2	2	180825M1_3	Standard	2.500	6.18	788.000	48542.934	2.435	2.3	-7.0	NO	1.000	NO	bb
3	3	180825M1_4	Standard	5.000	6.18	1720.631	50515.547	5.109	5.2	3.7	NO	1.000	NO	MM
4	4	180825M1_5	Standard	10.000	6.18	3457.921	51312.441	10.108	10.5	5.3	NO	1.000	NO	bb
5	5	180825M1_6	Standard	25.000	6.18	8797.368	49834.945	26.480	28.0	12.1	NO	1.000	NO	bb
6	6	180825M1_7	Standard	50.000	6.18	16182.860	51585.074	47.057	50.1	0.1	NO	1.000	NO	bb
7	7	180825M1_8	Standard	250.000	6.18	71830.648	46478.992	231.816	249.2	-0.3	NO	1.000	NO	bb
8	8	180825M1_9	Standard	500.000	6.18	138633.594	47104.469	441.466	478.1	-4.4	NO	1.000	NO	bb
9	9	180825M1_10	Standard	1250.000	6.18	320444.531	41656.836	1153.873	1280.8	2.5	NO	1.000	NO	bb
10	10	180825M1_11	Standard	2500.000	6.18	536733.313	37295.145	2158.726	2488.3	-0.5	NO	1.000	NO	bb

Dataset: F:\Projects\PFAS.PRO\Results\180825M1\180825M1-CRV.qld

Last Altered: Sunday, August 26, 2018 13:56:38 Pacific Daylight Time
Printed: Sunday, August 26, 2018 13:57:48 Pacific Daylight Time

Compound name: PFHxDA
Coefficient of Determination: R^2 = 0.999884
Calibration curve: -0.000167527 * x^2 + 0.655045 * x + 0.086491
Response type: Internal Std (Ref 57), Area * (IS Conc. / IS Area)
Curve type: 2nd Order, Origin: Exclude, Weighting: 1/x, Axis trans: None

	#	Name	Type	Std. Conc	RT	Area	IS Area	Response	Conc.	%Dev	Conc. Flag	CoD	CoD Flag	x=excluded
1	1	180825M1_2	Standard	0.250	6.49	802.729	17802.096	0.225	0.2	-15.1	NO	1.000	NO	bb
2	2	180825M1_3	Standard	0.500	6.49	1554.203	18814.943	0.413	0.5	-0.3	NO	1.000	NO	bd
3	3	180825M1_4	Standard	1.000	6.49	2946.452	19371.545	0.761	1.0	2.9	NO	1.000	NO	bb
4	4	180825M1_5	Standard	2.000	6.49	5817.327	19435.889	1.497	2.2	7.7	NO	1.000	NO	bb
5	5	180825M1_6	Standard	5.000	6.49	13643.421	19019.424	3.587	5.4	7.0	NO	1.000	NO	bb
6	6	180825M1_7	Standard	10.000	6.49	24875.824	18873.260	6.590	10.0	-0.5	NO	1.000	NO	bb
7	7	180825M1_8	Standard	50.000	6.49	106085.664	16810.154	31.554	48.6	-2.7	NO	1.000	NO	bb
8	8	180825M1_9	Standard	100.000	6.49	217976.672	16889.730	64.529	101.0	1.0	NO	1.000	NO	bb
9	9	180825M1_10	Standard	250.000	6.49	487925.875	15906.660	153.372	250.0	-0.0	NO	1.000	NO	bb
10	10	180825M1_11	Standard	500.000	6.49	828040.188	14491.854	285.692	499.9	-0.0	NO	1.000	NO	bb

Compound name: PFODA
Coefficient of Determination: R^2 = 0.999417
Calibration curve: -0.000192843 * x^2 + 0.82774 * x + 0.0187329
Response type: Internal Std (Ref 57), Area * (IS Conc. / IS Area)
Curve type: 2nd Order, Origin: Include, Weighting: 1/x, Axis trans: None

	#	Name	Type	Std. Conc	RT	Area	IS Area	Response	Conc.	%Dev	Conc. Flag	CoD	CoD Flag	x=excluded
1	1	180825M1_2	Standard	0.250	6.72	863.769	17802.096	0.243	0.3	8.2	NO	0.999	NO	bb
2	2	180825M1_3	Standard	0.500	6.72	1668.768	18814.943	0.443	0.5	2.6	NO	0.999	NO	bb
3	3	180825M1_4	Standard	1.000	6.72	3301.751	19371.545	0.852	1.0	0.7	NO	0.999	NO	MM
4	4	180825M1_5	Standard	2.000	6.72	6843.077	19435.889	1.760	2.1	5.3	NO	0.999	NO	bb
5	5	180825M1_6	Standard	5.000	6.72	15841.083	19019.424	4.164	5.0	0.3	NO	0.999	NO	bb
6	6	180825M1_7	Standard	10.000	6.72	29737.666	18873.260	7.878	9.5	-4.8	NO	0.999	NO	bb
7	7	180825M1_8	Standard	50.000	6.72	133937.031	16810.154	39.838	48.7	-2.7	NO	0.999	NO	bb
8	8	180825M1_9	Standard	100.000	6.72	264316.594	16889.730	78.248	96.7	-3.3	NO	0.999	NO	bb
9	9	180825M1_10	Standard	250.000	6.72	641223.688	15906.660	201.558	259.1	3.7	NO	0.999	NO	bb
10	10	180825M1_11	Standard	500.000	6.72	1052075.250	14491.854	362.988	495.8	-0.8	NO	0.999	NO	bb

Dataset: F:\Projects\PFAS.PRO\Results\180825M1\180825M1-CRV.qld

Last Altered: Sunday, August 26, 2018 13:56:38 Pacific Daylight Time
Printed: Sunday, August 26, 2018 13:57:48 Pacific Daylight Time

Compound name: N-MeFOSE
Coefficient of Determination: R^2 = 0.999826
Calibration curve: 8.69533e-005 * x^2 + 0.96708 * x + 0.379389
Response type: Internal Std (Ref 58), Area * (IS Conc. / IS Area)
Curve type: 2nd Order, Origin: Exclude, Weighting: 1/x, Axis trans: None

	#	Name	Type	Std. Conc	RT	Area	IS Area	Response	Conc.	%Dev	Conc. Flag	CoD	CoD Flag	x=excluded
1	1	180825M1_2	Standard	1.250	6.35	291.877	32525.436	1.346	1.0	-20.0	NO	1.000	NO	bb
2	2	180825M1_3	Standard	2.500	6.36	621.199	32864.008	2.835	2.5	1.6	NO	1.000	NO	bb
3	3	180825M1_4	Standard	5.000	6.36	1172.301	33084.590	5.315	5.1	2.0	NO	1.000	NO	MM
4	4	180825M1_5	Standard	10.000	6.35	2394.620	32789.402	10.955	10.9	9.2	NO	1.000	NO	bb
5	5	180825M1_6	Standard	25.000	6.35	5755.237	33414.426	25.836	26.3	5.0	NO	1.000	NO	bb
6	6	180825M1_7	Standard	50.000	6.35	11075.639	33056.074	50.258	51.3	2.7	NO	1.000	NO	bb
7	7	180825M1_8	Standard	250.000	6.35	51986.977	31215.148	249.816	252.2	0.9	NO	1.000	NO	bb
8	8	180825M1_9	Standard	500.000	6.35	109174.852	32931.242	497.285	492.1	-1.6	NO	1.000	NO	bb
9	9	180825M1_10	Standard	1250.000	6.35	291497.375	32438.771	1347.912	1252.4	0.2	NO	1.000	NO	bb
10	10	180825M1_11	Standard	2500.000	6.35	556072.625	31542.102	2644.430	2270.5	-9.2	NO	1.000	NO	bbX

Compound name: N-EtFOSE
Coefficient of Determination: R^2 = 0.999708
Calibration curve: 0.000128234 * x^2 + 1.0882 * x + 0.41178
Response type: Internal Std (Ref 59), Area * (IS Conc. / IS Area)
Curve type: 2nd Order, Origin: Exclude, Weighting: 1/x, Axis trans: None

	#	Name	Type	Std. Conc	RT	Area	IS Area	Response	Conc.	%Dev	Conc. Flag	CoD	CoD Flag	x=excluded
1	1	180825M1_2	Standard	1.250	6.51	323.655	33727.480	1.439	0.9	-24.5	NO	1.000	NO	bb
2	2	180825M1_3	Standard	2.500	6.51	650.673	31748.770	3.074	2.4	-2.2	NO	1.000	NO	MM
3	3	180825M1_4	Standard	5.000	6.51	1321.739	32803.797	6.044	5.2	3.4	NO	1.000	NO	bb
4	4	180825M1_5	Standard	10.000	6.51	2757.054	33507.297	12.342	10.9	9.5	NO	1.000	NO	bb
5	5	180825M1_6	Standard	25.000	6.51	6850.087	33348.363	30.811	27.8	11.4	NO	1.000	NO	bb
6	6	180825M1_7	Standard	50.000	6.51	12612.782	33088.641	57.177	51.8	3.7	NO	1.000	NO	bb
7	7	180825M1_8	Standard	250.000	6.51	58336.691	31212.320	280.354	249.9	-0.0	NO	1.000	NO	bb
8	8	180825M1_9	Standard	500.000	6.51	122467.906	32398.092	567.014	492.1	-1.6	NO	1.000	NO	bb
9	9	180825M1_10	Standard	1250.000	6.51	325883.625	31240.508	1564.717	1252.6	0.2	NO	1.000	NO	bb
10	10	180825M1_11	Standard	2500.000	6.51	608835.813	29783.600	3066.297	2230.9	-10.8	NO	1.000	NO	bbX

Dataset: F:\Projects\PFAS.PRO\Results\180825M1\180825M1-CRV.qld

Last Altered: Sunday, August 26, 2018 13:56:38 Pacific Daylight Time
Printed: Sunday, August 26, 2018 13:57:48 Pacific Daylight Time

Compound name: 13C3-PFBA
Response Factor: 0.826393
RRF SD: 0.0117149, Relative SD: 1.4176
Response type: Internal Std (Ref 60), Area * (IS Conc. / IS Area)
Curve type: RF

	#	Name	Type	Std. Conc	RT	Area	IS Area	Response	Conc.	%Dev	Conc. Flag	CoD	CoD Flag	x=excluded
1	1	180825M1_2	Standard	12.500	1.28	19998.494	23680.709	10.556	12.8	2.2	NO		NO	bb
2	2	180825M1_3	Standard	12.500	1.28	19121.814	23268.602	10.272	12.4	-0.6	NO		NO	bb
3	3	180825M1_4	Standard	12.500	1.28	20743.502	25067.805	10.344	12.5	0.1	NO		NO	bb
4	4	180825M1_5	Standard	12.500	1.28	20247.439	24942.783	10.147	12.3	-1.8	NO		NO	bb
5	5	180825M1_6	Standard	12.500	1.28	21226.176	25187.389	10.534	12.7	2.0	NO		NO	MM
6	6	180825M1_7	Standard	12.500	1.28	20688.775	25245.125	10.244	12.4	-0.8	NO		NO	bb
7	7	180825M1_8	Standard	12.500	1.28	18940.324	23058.943	10.267	12.4	-0.6	NO		NO	bb
8	8	180825M1_9	Standard	12.500	1.28	19769.238	23577.033	10.481	12.7	1.5	NO		NO	bb
9	9	180825M1_10	Standard	12.500	1.28	18441.494	22676.920	10.165	12.3	-1.6	NO		NO	bb
10	10	180825M1_11	Standard	12.500	1.28	16560.721	20121.697	10.288	12.4	-0.4	NO		NO	bb

Compound name: 13C3-PFPeA
Response Factor: 0.640089
RRF SD: 0.016343, Relative SD: 2.55324
Response type: Internal Std (Ref 61), Area * (IS Conc. / IS Area)
Curve type: RF

	#	Name	Type	Std. Conc	RT	Area	IS Area	Response	Conc.	%Dev	Conc. Flag	CoD	CoD Flag	x=excluded
1	1	180825M1_2	Standard	12.500	2.28	33241.895	49839.055	8.337	13.0	4.2	NO		NO	bb
2	2	180825M1_3	Standard	12.500	2.28	33132.469	52068.172	7.954	12.4	-0.6	NO		NO	bb
3	3	180825M1_4	Standard	12.500	2.28	33816.434	54141.660	7.807	12.2	-2.4	NO		NO	bb
4	4	180825M1_5	Standard	12.500	2.28	33820.297	54412.723	7.769	12.1	-2.9	NO		NO	bb
5	5	180825M1_6	Standard	12.500	2.28	34084.293	52417.742	8.128	12.7	1.6	NO		NO	bb
6	6	180825M1_7	Standard	12.500	2.28	33216.926	54158.086	7.667	12.0	-4.2	NO		NO	bb
7	7	180825M1_8	Standard	12.500	2.28	30300.207	47279.332	8.011	12.5	0.1	NO		NO	bb
8	8	180825M1_9	Standard	12.500	2.28	30324.652	46735.293	8.111	12.7	1.4	NO		NO	bb
9	9	180825M1_10	Standard	12.500	2.28	26063.240	40374.965	8.069	12.6	0.8	NO		NO	bb
10	10	180825M1_11	Standard	12.500	2.28	22582.154	34603.719	8.157	12.7	2.0	NO		NO	bb

Dataset: F:\Projects\PFAS.PRO\Results\180825M1\180825M1-CRV.qld

Last Altered: Sunday, August 26, 2018 13:56:38 Pacific Daylight Time
Printed: Sunday, August 26, 2018 13:57:48 Pacific Daylight Time

Compound name: 13C3-PFBS
Response Factor: 0.0651425
RRF SD: 0.00219454, Relative SD: 3.36883
Response type: Internal Std (Ref 61), Area * (IS Conc. / IS Area)
Curve type: RF

	#	Name	Type	Std. Conc	RT	Area	IS Area	Response	Conc.	%Dev	Conc. Flag	CoD	CoD Flag	x=excluded
1	1	180825M1_2	Standard	12.500	2.58	3445.955	49839.055	0.864	13.3	6.1	NO		NO	bb
2	2	180825M1_3	Standard	12.500	2.58	3325.544	52068.172	0.798	12.3	-2.0	NO		NO	bb
3	3	180825M1_4	Standard	12.500	2.58	3526.256	54141.660	0.814	12.5	-0.0	NO		NO	bb
4	4	180825M1_5	Standard	12.500	2.58	3545.528	54412.723	0.814	12.5	0.0	NO		NO	bb
5	5	180825M1_6	Standard	12.500	2.58	3608.568	52417.742	0.861	13.2	5.7	NO		NO	bb
6	6	180825M1_7	Standard	12.500	2.58	3473.203	54158.086	0.802	12.3	-1.6	NO		NO	bb
7	7	180825M1_8	Standard	12.500	2.58	3076.623	47279.332	0.813	12.5	-0.1	NO		NO	bb
8	8	180825M1_9	Standard	12.500	2.58	3000.121	46735.293	0.802	12.3	-1.5	NO		NO	bb
9	9	180825M1_10	Standard	12.500	2.58	2522.638	40374.965	0.781	12.0	-4.1	NO		NO	bb
10	10	180825M1_11	Standard	12.500	2.58	2194.008	34603.719	0.793	12.2	-2.7	NO		NO	bb

Compound name: 13C2-4:2 FTS
Response Factor: 0.139972
RRF SD: 0.0124378, Relative SD: 8.88593
Response type: Internal Std (Ref 61), Area * (IS Conc. / IS Area)
Curve type: RF

	#	Name	Type	Std. Conc	RT	Area	IS Area	Response	Conc.	%Dev	Conc. Flag	CoD	CoD Flag	x=excluded
1	1	180825M1_2	Standard	12.500	2.99	7030.892	49839.055	1.763	12.6	0.8	NO		NO	bb
2	2	180825M1_3	Standard	12.500	2.99	6825.006	52068.172	1.638	11.7	-6.4	NO		NO	bb
3	3	180825M1_4	Standard	12.500	2.99	7060.958	54141.660	1.630	11.6	-6.8	NO		NO	bb
4	4	180825M1_5	Standard	12.500	2.99	7267.745	54412.723	1.670	11.9	-4.6	NO		NO	bb
5	5	180825M1_6	Standard	12.500	2.99	7199.572	52417.742	1.717	12.3	-1.9	NO		NO	bb
6	6	180825M1_7	Standard	12.500	3.00	7058.676	54158.086	1.629	11.6	-6.9	NO		NO	bb
7	7	180825M1_8	Standard	12.500	2.99	7099.831	47279.332	1.877	13.4	7.3	NO		NO	bb
8	8	180825M1_9	Standard	12.500	2.99	7748.221	46735.293	2.072	14.8	18.4	NO		NO	bb
9	9	180825M1_10	Standard	12.500	2.99	9688.219	40374.965	2.999	21.4	71.4	NO		NO	bbX
10	10	180825M1_11	Standard	12.500	2.99	12578.926	34603.719	4.544	32.5	159.7	NO		NO	bbX

Dataset: F:\Projects\PFAS.PRO\Results\180825M1\180825M1-CRV.qld

Last Altered: Sunday, August 26, 2018 13:56:38 Pacific Daylight Time
Printed: Sunday, August 26, 2018 13:57:48 Pacific Daylight Time

Compound name: 13C2-PFHxA
Response Factor: 0.967488
RRF SD: 0.0293721, Relative SD: 3.03592
Response type: Internal Std (Ref 61), Area * (IS Conc. / IS Area)
Curve type: RF

	#	Name	Type	Std. Conc	RT	Area	IS Area	Response	Conc.	%Dev	Conc. Flag	CoD	CoD Flag	x=excluded
1	1	180825M1_2	Standard	5.000	3.08	19681.047	49839.055	4.936	5.1	2.0	NO		NO	bb
2	2	180825M1_3	Standard	5.000	3.08	20132.121	52068.172	4.833	5.0	-0.1	NO		NO	bb
3	3	180825M1_4	Standard	5.000	3.08	20221.125	54141.660	4.669	4.8	-3.5	NO		NO	bb
4	4	180825M1_5	Standard	5.000	3.08	20311.969	54412.723	4.666	4.8	-3.5	NO		NO	bb
5	5	180825M1_6	Standard	5.000	3.08	20414.045	52417.742	4.868	5.0	0.6	NO		NO	bb
6	6	180825M1_7	Standard	5.000	3.08	20135.582	54158.086	4.647	4.8	-3.9	NO		NO	bb
7	7	180825M1_8	Standard	5.000	3.08	18232.393	47279.332	4.820	5.0	-0.4	NO		NO	bb
8	8	180825M1_9	Standard	5.000	3.08	18311.459	46735.293	4.898	5.1	1.2	NO		NO	bb
9	9	180825M1_10	Standard	5.000	3.08	15886.112	40374.965	4.918	5.1	1.7	NO		NO	bb
10	10	180825M1_11	Standard	5.000	3.08	14169.531	34603.719	5.119	5.3	5.8	NO		NO	bb

Compound name: 13C4-PFHpA
Response Factor: 0.585267
RRF SD: 0.0215372, Relative SD: 3.6799
Response type: Internal Std (Ref 61), Area * (IS Conc. / IS Area)
Curve type: RF

	#	Name	Type	Std. Conc	RT	Area	IS Area	Response	Conc.	%Dev	Conc. Flag	CoD	CoD Flag	x=excluded
1	1	180825M1_2	Standard	12.500	3.71	30217.102	49839.055	7.579	12.9	3.6	NO		NO	bb
2	2	180825M1_3	Standard	12.500	3.71	31227.330	52068.172	7.497	12.8	2.5	NO		NO	bb
3	3	180825M1_4	Standard	12.500	3.71	31544.527	54141.660	7.283	12.4	-0.5	NO		NO	bb
4	4	180825M1_5	Standard	12.500	3.71	30114.398	54412.723	6.918	11.8	-5.4	NO		NO	bb
5	5	180825M1_6	Standard	12.500	3.71	32710.547	52417.742	7.800	13.3	6.6	NO		NO	bb
6	6	180825M1_7	Standard	12.500	3.71	31084.766	54158.086	7.175	12.3	-1.9	NO		NO	bb
7	7	180825M1_8	Standard	12.500	3.71	28118.541	47279.332	7.434	12.7	1.6	NO		NO	bb
8	8	180825M1_9	Standard	12.500	3.71	27042.039	46735.293	7.233	12.4	-1.1	NO		NO	bb
9	9	180825M1_10	Standard	12.500	3.71	22547.932	40374.965	6.981	11.9	-4.6	NO		NO	bb
10	10	180825M1_11	Standard	12.500	3.71	20095.918	34603.719	7.259	12.4	-0.8	NO		NO	bd

Dataset: F:\Projects\PFAS.PRO\Results\180825M1\180825M1-CRV.qld

Last Altered: Sunday, August 26, 2018 13:56:38 Pacific Daylight Time
Printed: Sunday, August 26, 2018 13:57:48 Pacific Daylight Time

Compound name: 18O2-PFHxS
Response Factor: 0.517343
RRF SD: 0.021416, Relative SD: 4.13962
Response type: Internal Std (Ref 62), Area * (IS Conc. / IS Area)
Curve type: RF

	#	Name	Type	Std. Conc	RT	Area	IS Area	Response	Conc.	%Dev	Conc. Flag	CoD	CoD Flag	x=excluded
1	1	180825M1_2	Standard	12.500	3.86	3102.036	5994.866	6.468	12.5	0.0	NO		NO	MM
2	2	180825M1_3	Standard	12.500	3.87	3141.342	5959.455	6.589	12.7	1.9	NO		NO	MM
3	3	180825M1_4	Standard	12.500	3.87	3120.820	6234.935	6.257	12.1	-3.2	NO		NO	MM
4	4	180825M1_5	Standard	12.500	3.87	3185.468	6231.728	6.390	12.4	-1.2	NO		NO	MM
5	5	180825M1_6	Standard	12.500	3.87	3109.469	6319.887	6.150	11.9	-4.9	NO		NO	MM
6	6	180825M1_7	Standard	12.500	3.86	3125.250	6166.924	6.335	12.2	-2.0	NO		NO	MM
7	7	180825M1_8	Standard	12.500	3.86	2958.997	5514.756	6.707	13.0	3.7	NO		NO	MM
8	8	180825M1_9	Standard	12.500	3.87	2761.479	5402.819	6.389	12.3	-1.2	NO		NO	MM
9	9	180825M1_10	Standard	12.500	3.87	2298.064	4555.075	6.306	12.2	-2.5	NO		NO	MM
10	10	180825M1_11	Standard	12.500	3.87	2071.147	3658.068	7.077	13.7	9.4	NO		NO	MM

Compound name: 13C2-6:2 FTS
Response Factor: 0.133632
RRF SD: 0.0132063, Relative SD: 9.88263
Response type: Internal Std (Ref 63), Area * (IS Conc. / IS Area)
Curve type: RF

	#	Name	Type	Std. Conc	RT	Area	IS Area	Response	Conc.	%Dev	Conc. Flag	CoD	CoD Flag	x=excluded
1	1	180825M1_2	Standard	12.500	4.19	7189.710	54990.996	1.634	12.2	-2.2	NO		NO	bb
2	2	180825M1_3	Standard	12.500	4.19	7035.296	54561.387	1.612	12.1	-3.5	NO		NO	bb
3	3	180825M1_4	Standard	12.500	4.19	7162.068	56715.457	1.579	11.8	-5.5	NO		NO	bd
4	4	180825M1_5	Standard	12.500	4.19	7177.481	56384.563	1.591	11.9	-4.7	NO		NO	bb
5	5	180825M1_6	Standard	12.500	4.19	7612.021	57218.746	1.663	12.4	-0.4	NO		NO	bb
6	6	180825M1_7	Standard	12.500	4.19	6807.340	57523.266	1.479	11.1	-11.4	NO		NO	bb
7	7	180825M1_8	Standard	12.500	4.19	7290.515	51004.988	1.787	13.4	7.0	NO		NO	bd
8	8	180825M1_9	Standard	12.500	4.19	7985.438	49451.352	2.019	15.1	20.8	NO		NO	bb
9	9	180825M1_10	Standard	12.500	4.19	10623.472	43362.840	3.062	22.9	83.3	NO		NO	bbX
10	10	180825M1_11	Standard	12.500	4.19	13926.469	36470.168	4.773	35.7	185.8	NO		NO	bdX

Dataset: F:\Projects\PFAS.PRO\Results\180825M1\180825M1-CRV.qld

Last Altered: Sunday, August 26, 2018 13:56:38 Pacific Daylight Time
Printed: Sunday, August 26, 2018 13:57:48 Pacific Daylight Time

Compound name: 13C2-PFOA
Response Factor: 0.862383
RRF SD: 0.0192316, Relative SD: 2.23006
Response type: Internal Std (Ref 63), Area * (IS Conc. / IS Area)
Curve type: RF

	#	Name	Type	Std. Conc	RT	Area	IS Area	Response	Conc.	%Dev	Conc. Flag	CoD	CoD Flag	x=excluded
1	1	180825M1_2	Standard	12.500	4.24	49274.074	54990.996	11.200	13.0	3.9	NO		NO	MM
2	2	180825M1_3	Standard	12.500	4.24	47775.039	54561.387	10.945	12.7	1.5	NO		NO	MM
3	3	180825M1_4	Standard	12.500	4.24	48304.207	56715.457	10.646	12.3	-1.2	NO		NO	MM
4	4	180825M1_5	Standard	12.500	4.24	49751.418	56384.563	11.029	12.8	2.3	NO		NO	MM
5	5	180825M1_6	Standard	12.500	4.24	47976.961	57218.746	10.481	12.2	-2.8	NO		NO	MM
6	6	180825M1_7	Standard	12.500	4.24	49232.746	57523.266	10.698	12.4	-0.8	NO		NO	MM
7	7	180825M1_8	Standard	12.500	4.24	42489.840	51004.988	10.413	12.1	-3.4	NO		NO	MM
8	8	180825M1_9	Standard	12.500	4.24	42752.910	49451.352	10.807	12.5	0.3	NO		NO	MM
9	9	180825M1_10	Standard	12.500	4.24	37587.918	43362.840	10.835	12.6	0.5	NO		NO	MM
10	10	180825M1_11	Standard	12.500	4.24	31340.223	36470.168	10.742	12.5	-0.4	NO		NO	MM

Compound name: 13C5-PFNA
Response Factor: 0.9601
RRF SD: 0.0133574, Relative SD: 1.39125
Response type: Internal Std (Ref 64), Area * (IS Conc. / IS Area)
Curve type: RF

	#	Name	Type	Std. Conc	RT	Area	IS Area	Response	Conc.	%Dev	Conc. Flag	CoD	CoD Flag	x=excluded
1	1	180825M1_2	Standard	12.500	4.69	47429.898	49040.043	12.090	12.6	0.7	NO		NO	bb
2	2	180825M1_3	Standard	12.500	4.69	47702.172	49243.359	12.109	12.6	0.9	NO		NO	bb
3	3	180825M1_4	Standard	12.500	4.69	47170.523	49402.863	11.935	12.4	-0.6	NO		NO	bb
4	4	180825M1_5	Standard	12.500	4.69	47868.559	50406.000	11.871	12.4	-1.1	NO		NO	bb
5	5	180825M1_6	Standard	12.500	4.69	48885.234	49381.113	12.374	12.9	3.1	NO		NO	bb
6	6	180825M1_7	Standard	12.500	4.69	46756.293	49272.086	11.862	12.4	-1.2	NO		NO	bb
7	7	180825M1_8	Standard	12.500	4.69	41232.969	43523.379	11.842	12.3	-1.3	NO		NO	bb
8	8	180825M1_9	Standard	12.500	4.69	40669.027	42780.391	11.883	12.4	-1.0	NO		NO	bb
9	9	180825M1_10	Standard	12.500	4.69	35118.371	36738.730	11.949	12.4	-0.4	NO		NO	bb
10	10	180825M1_11	Standard	12.500	4.69	29579.148	30562.049	12.098	12.6	0.8	NO		NO	bb

Dataset: F:\Projects\PFAS.PRO\Results\180825M1\180825M1-CRV.qld

Last Altered: Sunday, August 26, 2018 13:56:38 Pacific Daylight Time
Printed: Sunday, August 26, 2018 13:57:48 Pacific Daylight Time

Compound name: 13C8-PFOSA
Response Factor: 0.195799
RRF SD: 0.0107516, Relative SD: 5.49115
Response type: Internal Std (Ref 67), Area * (IS Conc. / IS Area)
Curve type: RF

	#	Name	Type	Std. Conc	RT	Area	IS Area	Response	Conc.	%Dev	Conc. Flag	CoD	CoD Flag	x=excluded
1	1	180825M1_2	Standard	12.500	4.74	10080.725	54926.430	2.294	11.7	-6.3	NO		NO	bb
2	2	180825M1_3	Standard	12.500	4.75	10142.077	49835.133	2.544	13.0	3.9	NO		NO	bb
3	3	180825M1_4	Standard	12.500	4.75	10692.631	56134.664	2.381	12.2	-2.7	NO		NO	MM
4	4	180825M1_5	Standard	12.500	4.74	10602.994	55908.285	2.371	12.1	-3.1	NO		NO	bb
5	5	180825M1_6	Standard	12.500	4.74	10454.188	55933.047	2.336	11.9	-4.5	NO		NO	bb
6	6	180825M1_7	Standard	12.500	4.74	10822.321	55550.164	2.435	12.4	-0.5	NO		NO	MM
7	7	180825M1_8	Standard	12.500	4.74	9457.416	48734.691	2.426	12.4	-0.9	NO		NO	bb
8	8	180825M1_9	Standard	12.500	4.74	8984.134	45592.617	2.463	12.6	0.6	NO		NO	bb
9	9	180825M1_10	Standard	12.500	4.74	7490.251	38193.918	2.451	12.5	0.2	NO		NO	bb
10	10	180825M1_11	Standard	12.500	4.74	6885.889	31036.090	2.773	14.2	13.3	NO		NO	MM

Compound name: 13C8-PFOS
Response Factor: 1.06273
RRF SD: 0.0496445, Relative SD: 4.67142
Response type: Internal Std (Ref 65), Area * (IS Conc. / IS Area)
Curve type: RF

	#	Name	Type	Std. Conc	RT	Area	IS Area	Response	Conc.	%Dev	Conc. Flag	CoD	CoD Flag	x=excluded
1	1	180825M1_2	Standard	12.500	4.77	7016.416	6716.918	13.057	12.3	-1.7	NO		NO	MM
2	2	180825M1_3	Standard	12.500	4.78	6898.175	6814.601	12.653	11.9	-4.7	NO		NO	MM
3	3	180825M1_4	Standard	12.500	4.78	7486.159	6662.014	14.046	13.2	5.7	NO		NO	MM
4	4	180825M1_5	Standard	12.500	4.78	7463.945	7053.008	13.228	12.4	-0.4	NO		NO	MM
5	5	180825M1_6	Standard	12.500	4.78	7577.506	6904.807	13.718	12.9	3.3	NO		NO	MM
6	6	180825M1_7	Standard	12.500	4.77	7500.849	6801.880	13.785	13.0	3.8	NO		NO	MM
7	7	180825M1_8	Standard	12.500	4.77	6544.876	6219.460	13.154	12.4	-1.0	NO		NO	MM
8	8	180825M1_9	Standard	12.500	4.77	6561.887	5903.219	13.895	13.1	4.6	NO		NO	MM
9	9	180825M1_10	Standard	12.500	4.78	5354.635	5037.450	13.287	12.5	0.0	NO		NO	MM
10	10	180825M1_11	Standard	12.500	4.78	4310.991	4484.043	12.018	11.3	-9.5	NO		NO	MM

Dataset: F:\Projects\PFAS.PRO\Results\180825M1\180825M1-CRV.qld

Last Altered: Sunday, August 26, 2018 13:56:38 Pacific Daylight Time
Printed: Sunday, August 26, 2018 13:57:48 Pacific Daylight Time

Compound name: 13C2-PFDA
Response Factor: 0.943317
RRF SD: 0.0469023, Relative SD: 4.97206
Response type: Internal Std (Ref 66), Area * (IS Conc. / IS Area)
Curve type: RF

	#	Name	Type	Std. Conc	RT	Area	IS Area	Response	Conc.	%Dev	Conc. Flag	CoD	CoD Flag	x=excluded
1	1	180825M1_2	Standard	12.500	5.07	46769.629	48053.082	12.166	12.9	3.2	NO		NO	bb
2	2	180825M1_3	Standard	12.500	5.07	46065.539	49194.031	11.705	12.4	-0.7	NO		NO	bb
3	3	180825M1_4	Standard	12.500	5.07	47458.215	50072.887	11.847	12.6	0.5	NO		NO	MM
4	4	180825M1_5	Standard	12.500	5.07	47391.449	50382.570	11.758	12.5	-0.3	NO		NO	bb
5	5	180825M1_6	Standard	12.500	5.07	46566.586	47437.191	12.271	13.0	4.1	NO		NO	bb
6	6	180825M1_7	Standard	12.500	5.07	42012.324	50689.594	10.360	11.0	-12.1	NO		NO	bb
7	7	180825M1_8	Standard	12.500	5.07	40798.773	44534.684	11.451	12.1	-2.9	NO		NO	bb
8	8	180825M1_9	Standard	12.500	5.07	40397.707	41078.773	12.293	13.0	4.3	NO		NO	bb
9	9	180825M1_10	Standard	12.500	5.07	34447.023	36705.762	11.731	12.4	-0.5	NO		NO	bb
10	10	180825M1_11	Standard	12.500	5.07	30589.879	31005.371	12.332	13.1	4.6	NO		NO	MM

Compound name: 13C2-8:2 FTS
Response Factor: 0.104843
RRF SD: 0.0149284, Relative SD: 14.2389
Response type: Internal Std (Ref 63), Area * (IS Conc. / IS Area)
Curve type: RF

	#	Name	Type	Std. Conc	RT	Area	IS Area	Response	Conc.	%Dev	Conc. Flag	CoD	CoD Flag	x=excluded
1	1	180825M1_2	Standard	12.500	5.04	5365.376	54990.996	1.220	11.6	-6.9	NO		NO	MM
2	2	180825M1_3	Standard	12.500	5.04	5371.691	54561.387	1.231	11.7	-6.1	NO		NO	MM
3	3	180825M1_4	Standard	12.500	5.04	5453.385	56715.457	1.202	11.5	-8.3	NO		NO	MM
4	4	180825M1_5	Standard	12.500	5.04	5616.086	56384.563	1.245	11.9	-5.0	NO		NO	MM
5	5	180825M1_6	Standard	12.500	5.04	5588.875	57218.746	1.221	11.6	-6.8	NO		NO	bb
6	6	180825M1_7	Standard	12.500	5.04	5602.970	57523.266	1.218	11.6	-7.1	NO		NO	MM
7	7	180825M1_8	Standard	12.500	5.04	5733.683	51004.988	1.405	13.4	7.2	NO		NO	MM
8	8	180825M1_9	Standard	12.500	5.04	6897.133	49451.352	1.743	16.6	33.0	NO		NO	MM
9	9	180825M1_10	Standard	12.500	5.04	8126.755	43362.840	2.343	22.3	78.8	NO		NO	MMX
10	10	180825M1_11	Standard	12.500	5.04	10468.282	36470.168	3.588	34.2	173.8	NO		NO	bbX

Dataset: F:\Projects\PFAS.PRO\Results\180825M1\180825M1-CRV.qld

Last Altered: Sunday, August 26, 2018 13:56:38 Pacific Daylight Time
Printed: Sunday, August 26, 2018 13:57:48 Pacific Daylight Time

Compound name: d3-N-MeFOSAA
Response Factor: 0.22657
RRF SD: 0.0202458, Relative SD: 8.93582
Response type: Internal Std (Ref 67), Area * (IS Conc. / IS Area)
Curve type: RF

	#	Name	Type	Std. Conc	RT	Area	IS Area	Response	Conc.	%Dev	Conc. Flag	CoD	CoD Flag	x=excluded
1	1	180825M1_2	Standard	12.500	5.22	11487.185	54926.430	2.614	11.5	-7.7	NO		NO	MM
2	2	180825M1_3	Standard	12.500	5.22	11188.128	49835.133	2.806	12.4	-0.9	NO		NO	MM
3	3	180825M1_4	Standard	12.500	5.22	12186.484	56134.664	2.714	12.0	-4.2	NO		NO	MM
4	4	180825M1_5	Standard	12.500	5.22	11858.327	55908.285	2.651	11.7	-6.4	NO		NO	MM
5	5	180825M1_6	Standard	12.500	5.22	11681.288	55933.047	2.611	11.5	-7.8	NO		NO	MM
6	6	180825M1_7	Standard	12.500	5.22	12015.514	55550.164	2.704	11.9	-4.5	NO		NO	MM
7	7	180825M1_8	Standard	12.500	5.22	11104.421	48734.691	2.848	12.6	0.6	NO		NO	MM
8	8	180825M1_9	Standard	12.500	5.22	10732.121	45592.617	2.942	13.0	3.9	NO		NO	MM
9	9	180825M1_10	Standard	12.500	5.22	9109.117	38193.918	2.981	13.2	5.3	NO		NO	MM
10	10	180825M1_11	Standard	12.500	5.22	8565.046	31036.090	3.450	15.2	21.8	NO		NO	MM

Compound name: 13C2-PFUdA
Response Factor: 1.00786
RRF SD: 0.0321845, Relative SD: 3.19337
Response type: Internal Std (Ref 67), Area * (IS Conc. / IS Area)
Curve type: RF

	#	Name	Type	Std. Conc	RT	Area	IS Area	Response	Conc.	%Dev	Conc. Flag	CoD	CoD Flag	x=excluded
1	1	180825M1_2	Standard	12.500	5.40	54465.238	54926.430	12.395	12.3	-1.6	NO		NO	bb
2	2	180825M1_3	Standard	12.500	5.40	50853.914	49835.133	12.756	12.7	1.2	NO		NO	bb
3	3	180825M1_4	Standard	12.500	5.40	55293.410	56134.664	12.313	12.2	-2.3	NO		NO	bb
4	4	180825M1_5	Standard	12.500	5.40	55963.727	55908.285	12.512	12.4	-0.7	NO		NO	bb
5	5	180825M1_6	Standard	12.500	5.40	56235.680	55933.047	12.568	12.5	-0.2	NO		NO	bb
6	6	180825M1_7	Standard	12.500	5.40	54412.211	55550.164	12.244	12.1	-2.8	NO		NO	bb
7	7	180825M1_8	Standard	12.500	5.40	48892.016	48734.691	12.540	12.4	-0.5	NO		NO	bb
8	8	180825M1_9	Standard	12.500	5.40	47815.254	45592.617	13.109	13.0	4.1	NO		NO	bb
9	9	180825M1_10	Standard	12.500	5.40	37034.793	38193.918	12.121	12.0	-3.8	NO		NO	bb
10	10	180825M1_11	Standard	12.500	5.40	33331.254	31036.090	13.424	13.3	6.6	NO		NO	bb

Dataset: F:\Projects\PFAS.PRO\Results\180825M1\180825M1-CRV.qld

Last Altered: Sunday, August 26, 2018 13:56:38 Pacific Daylight Time
Printed: Sunday, August 26, 2018 13:57:48 Pacific Daylight Time

Compound name: d5-N-EtFOSAA
Response Factor: 0.246323
RRF SD: 0.0100316, Relative SD: 4.07253
Response type: Internal Std (Ref 67), Area * (IS Conc. / IS Area)
Curve type: RF

	#	Name	Type	Std. Conc	RT	Area	IS Area	Response	Conc.	%Dev	Conc. Flag	CoD	CoD Flag	x=excluded
1	1	180825M1_2	Standard	12.500	5.38	13919.041	54926.430	3.168	12.9	2.9	NO		NO	MM
2	2	180825M1_3	Standard	12.500	5.38	13062.018	49835.133	3.276	13.3	6.4	NO		NO	MM
3	3	180825M1_4	Standard	12.500	5.38	12891.792	56134.664	2.871	11.7	-6.8	NO		NO	MM
4	4	180825M1_5	Standard	12.500	5.38	13465.099	55908.285	3.011	12.2	-2.2	NO		NO	MM
5	5	180825M1_6	Standard	12.500	5.38	14200.698	55933.047	3.174	12.9	3.1	NO		NO	MM
6	6	180825M1_7	Standard	12.500	5.38	13664.368	55550.164	3.075	12.5	-0.1	NO		NO	MM
7	7	180825M1_8	Standard	12.500	5.38	11931.609	48734.691	3.060	12.4	-0.6	NO		NO	MM
8	8	180825M1_9	Standard	12.500	5.38	11046.248	45592.617	3.029	12.3	-1.6	NO		NO	bb
9	9	180825M1_10	Standard	12.500	5.38	8961.604	38193.918	2.933	11.9	-4.7	NO		NO	bb
10	10	180825M1_11	Standard	12.500	5.37	7932.882	31036.090	3.195	13.0	3.8	NO		NO	bb

Compound name: 13C2-PFDoA
Response Factor: 1.14283
RRF SD: 0.0430038, Relative SD: 3.76292
Response type: Internal Std (Ref 66), Area * (IS Conc. / IS Area)
Curve type: RF

	#	Name	Type	Std. Conc	RT	Area	IS Area	Response	Conc.	%Dev	Conc. Flag	CoD	CoD Flag	x=excluded
1	1	180825M1_2	Standard	12.500	5.69	55780.484	48053.082	14.510	12.7	1.6	NO		NO	bb
2	2	180825M1_3	Standard	12.500	5.69	56550.980	49194.031	14.369	12.6	0.6	NO		NO	bb
3	3	180825M1_4	Standard	12.500	5.69	58259.910	50072.887	14.544	12.7	1.8	NO		NO	bb
4	4	180825M1_5	Standard	12.500	5.69	56419.504	50382.570	13.998	12.2	-2.0	NO		NO	bb
5	5	180825M1_6	Standard	12.500	5.69	57762.066	47437.191	15.221	13.3	6.5	NO		NO	bb
6	6	180825M1_7	Standard	12.500	5.69	56606.508	50689.594	13.959	12.2	-2.3	NO		NO	bb
7	7	180825M1_8	Standard	12.500	5.69	48389.852	44534.684	13.582	11.9	-4.9	NO		NO	bb
8	8	180825M1_9	Standard	12.500	5.69	48731.246	41078.773	14.829	13.0	3.8	NO		NO	bb
9	9	180825M1_10	Standard	12.500	5.69	39637.754	36705.762	13.498	11.8	-5.5	NO		NO	bb
10	10	180825M1_11	Standard	12.500	5.69	35578.469	31005.371	14.344	12.6	0.4	NO		NO	bb

Dataset: F:\Projects\PFAS.PRO\Results\180825M1\180825M1-CRV.qld

Last Altered: Sunday, August 26, 2018 13:56:38 Pacific Daylight Time
Printed: Sunday, August 26, 2018 13:57:48 Pacific Daylight Time

Compound name: d3-N-MeFOSA
Response Factor: 0.066523
RRF SD: 0.00798083, Relative SD: 11.9971
Response type: Internal Std (Ref 67), Area * (IS Conc. / IS Area)
Curve type: RF

	#	Name	Type	Std. Conc	RT	Area	IS Area	Response	Conc.	%Dev	Conc. Flag	CoD	CoD Flag	x=excluded
1	1	180825M1_2	Standard	150.000	5.79	40362.734	54926.430	9.186	138.1	-7.9	NO		NO	bb
2	2	180825M1_3	Standard	150.000	5.79	40565.926	49835.133	10.175	153.0	2.0	NO		NO	bb
3	3	180825M1_4	Standard	150.000	5.79	40400.258	56134.664	8.996	135.2	-9.8	NO		NO	bb
4	4	180825M1_5	Standard	150.000	5.79	41728.930	55908.285	9.330	140.2	-6.5	NO		NO	bb
5	5	180825M1_6	Standard	150.000	5.79	40882.434	55933.047	9.136	137.3	-8.4	NO		NO	bb
6	6	180825M1_7	Standard	150.000	5.78	40821.469	55550.164	9.186	138.1	-7.9	NO		NO	bb
7	7	180825M1_8	Standard	150.000	5.78	39307.285	48734.691	10.082	151.6	1.0	NO		NO	bb
8	8	180825M1_9	Standard	150.000	5.79	40667.629	45592.617	11.150	167.6	11.7	NO		NO	bb
9	9	180825M1_10	Standard	150.000	5.79	38393.711	38193.918	12.565	188.9	25.9	NO		NO	bb
10	10	180825M1_11	Standard	150.000	5.79	36782.027	31036.090	14.814	222.7	48.5	NO		NO	bbX

Compound name: 13C2-PFTeDA
Response Factor: 0.722996
RRF SD: 0.0646276, Relative SD: 8.93886
Response type: Internal Std (Ref 67), Area * (IS Conc. / IS Area)
Curve type: RF

	#	Name	Type	Std. Conc	RT	Area	IS Area	Response	Conc.	%Dev	Conc. Flag	CoD	CoD Flag	x=excluded
1	1	180825M1_2	Standard	12.500	6.15	36227.949	54926.430	8.245	11.4	-8.8	NO		NO	bb
2	2	180825M1_3	Standard	12.500	6.16	37266.996	49835.133	9.348	12.9	3.4	NO		NO	bb
3	3	180825M1_4	Standard	12.500	6.16	38929.117	56134.664	8.669	12.0	-4.1	NO		NO	bb
4	4	180825M1_5	Standard	12.500	6.16	37410.762	55908.285	8.364	11.6	-7.4	NO		NO	bb
5	5	180825M1_6	Standard	12.500	6.16	38114.887	55933.047	8.518	11.8	-5.7	NO		NO	bb
6	6	180825M1_7	Standard	12.500	6.15	38433.969	55550.164	8.648	12.0	-4.3	NO		NO	bb
7	7	180825M1_8	Standard	12.500	6.15	33242.551	48734.691	8.526	11.8	-5.7	NO		NO	bb
8	8	180825M1_9	Standard	12.500	6.15	35034.137	45592.617	9.605	13.3	6.3	NO		NO	bb
9	9	180825M1_10	Standard	12.500	6.15	29396.207	38193.918	9.621	13.3	6.5	NO		NO	bb
10	10	180825M1_11	Standard	12.500	6.15	26890.797	31036.090	10.830	15.0	19.8	NO		NO	bb

Dataset: F:\Projects\PFAS.PRO\Results\180825M1\180825M1-CRV.qld

Last Altered: Sunday, August 26, 2018 13:56:38 Pacific Daylight Time
Printed: Sunday, August 26, 2018 13:57:48 Pacific Daylight Time

Compound name: d5-N-ETFOSA
Response Factor: 0.0815812
RRF SD: 0.00843963, Relative SD: 10.3451
Response type: Internal Std (Ref 67), Area * (IS Conc. / IS Area)
Curve type: RF

	#	Name	Type	Std. Conc	RT	Area	IS Area	Response	Conc.	%Dev	Conc. Flag	CoD	CoD Flag	x=excluded
1	1	180825M1_2	Standard	150.000	6.20	49388.109	54926.430	11.240	137.8	-8.2	NO		NO	bb
2	2	180825M1_3	Standard	150.000	6.21	48542.934	49835.133	12.176	149.2	-0.5	NO		NO	bb
3	3	180825M1_4	Standard	150.000	6.20	50515.547	56134.664	11.249	137.9	-8.1	NO		NO	bb
4	4	180825M1_5	Standard	150.000	6.20	51312.441	55908.285	11.472	140.6	-6.2	NO		NO	bb
5	5	180825M1_6	Standard	150.000	6.20	49834.945	55933.047	11.137	136.5	-9.0	NO		NO	bb
6	6	180825M1_7	Standard	150.000	6.20	51585.074	55550.164	11.608	142.3	-5.1	NO		NO	bb
7	7	180825M1_8	Standard	150.000	6.20	46478.992	48734.691	11.921	146.1	-2.6	NO		NO	MM
8	8	180825M1_9	Standard	150.000	6.20	47104.469	45592.617	12.915	158.3	5.5	NO		NO	bb
9	9	180825M1_10	Standard	150.000	6.21	41656.836	38193.918	13.633	167.1	11.4	NO		NO	bb
10	10	180825M1_11	Standard	150.000	6.21	37295.145	31036.090	15.021	184.1	22.7	NO		NO	bb

Compound name: 13C2-PFHxDA
Response Factor: 0.91824
RRF SD: 0.109315, Relative SD: 11.9048
Response type: Internal Std (Ref 67), Area * (IS Conc. / IS Area)
Curve type: RF

	#	Name	Type	Std. Conc	RT	Area	IS Area	Response	Conc.	%Dev	Conc. Flag	CoD	CoD Flag	x=excluded
1	1	180825M1_2	Standard	5.000	6.49	17802.096	54926.430	4.051	4.4	-11.8	NO		NO	bb
2	2	180825M1_3	Standard	5.000	6.49	18814.943	49835.133	4.719	5.1	2.8	NO		NO	bb
3	3	180825M1_4	Standard	5.000	6.49	19371.545	56134.664	4.314	4.7	-6.0	NO		NO	bb
4	4	180825M1_5	Standard	5.000	6.49	19435.889	55908.285	4.345	4.7	-5.4	NO		NO	bb
5	5	180825M1_6	Standard	5.000	6.49	19019.424	55933.047	4.250	4.6	-7.4	NO		NO	bb
6	6	180825M1_7	Standard	5.000	6.49	18873.260	55550.164	4.247	4.6	-7.5	NO		NO	bb
7	7	180825M1_8	Standard	5.000	6.49	16810.154	48734.691	4.312	4.7	-6.1	NO		NO	bb
8	8	180825M1_9	Standard	5.000	6.49	16889.730	45592.617	4.631	5.0	0.9	NO		NO	bb
9	9	180825M1_10	Standard	5.000	6.49	15906.660	38193.918	5.206	5.7	13.4	NO		NO	bb
10	10	180825M1_11	Standard	5.000	6.49	14491.854	31036.090	5.837	6.4	27.1	NO		NO	bb

Dataset: F:\Projects\PFAS.PRO\Results\180825M1\180825M1-CRV.qld

Last Altered: Sunday, August 26, 2018 13:56:38 Pacific Daylight Time
Printed: Sunday, August 26, 2018 13:57:48 Pacific Daylight Time

Compound name: d7-N-MeFOSE
Response Factor: 0.0540007
RRF SD: 0.00733238, Relative SD: 13.5783
Response type: Internal Std (Ref 67), Area * (IS Conc. / IS Area)
Curve type: RF

	#	Name	Type	Std. Conc	RT	Area	IS Area	Response	Conc.	%Dev	Conc. Flag	CoD	CoD Flag	x=excluded
1	1	180825M1_2	Standard	150.000	6.35	32525.436	54926.430	7.402	137.1	-8.6	NO		NO	bb
2	2	180825M1_3	Standard	150.000	6.35	32864.008	49835.133	8.243	152.6	1.8	NO		NO	bb
3	3	180825M1_4	Standard	150.000	6.35	33084.590	56134.664	7.367	136.4	-9.0	NO		NO	bb
4	4	180825M1_5	Standard	150.000	6.35	32789.402	55908.285	7.331	135.8	-9.5	NO		NO	bb
5	5	180825M1_6	Standard	150.000	6.35	33414.426	55933.047	7.468	138.3	-7.8	NO		NO	bb
6	6	180825M1_7	Standard	150.000	6.35	33056.074	55550.164	7.438	137.7	-8.2	NO		NO	bb
7	7	180825M1_8	Standard	150.000	6.35	31215.148	48734.691	8.006	148.3	-1.2	NO		NO	bb
8	8	180825M1_9	Standard	150.000	6.35	32931.242	45592.617	9.029	167.2	11.5	NO		NO	bb
9	9	180825M1_10	Standard	150.000	6.35	32438.771	38193.918	10.616	196.6	31.1	NO		NO	MM
10	10	180825M1_11	Standard	150.000	6.35	31542.102	31036.090	12.704	235.3	56.8	NO		NO	bbX

Compound name: d9-N-EtFOSE
Response Factor: 0.0536639
RRF SD: 0.00630675, Relative SD: 11.7523
Response type: Internal Std (Ref 67), Area * (IS Conc. / IS Area)
Curve type: RF

	#	Name	Type	Std. Conc	RT	Area	IS Area	Response	Conc.	%Dev	Conc. Flag	CoD	CoD Flag	x=excluded
1	1	180825M1_2	Standard	150.000	6.50	33727.480	54926.430	7.676	143.0	-4.6	NO		NO	bb
2	2	180825M1_3	Standard	150.000	6.50	31748.770	49835.133	7.963	148.4	-1.1	NO		NO	bb
3	3	180825M1_4	Standard	150.000	6.50	32803.797	56134.664	7.305	136.1	-9.3	NO		NO	bb
4	4	180825M1_5	Standard	150.000	6.50	33507.297	55908.285	7.492	139.6	-6.9	NO		NO	bb
5	5	180825M1_6	Standard	150.000	6.50	33348.363	55933.047	7.453	138.9	-7.4	NO		NO	bb
6	6	180825M1_7	Standard	150.000	6.50	33088.641	55550.164	7.446	138.7	-7.5	NO		NO	bb
7	7	180825M1_8	Standard	150.000	6.50	31212.320	48734.691	8.006	149.2	-0.5	NO		NO	bb
8	8	180825M1_9	Standard	150.000	6.50	32398.092	45592.617	8.882	165.5	10.3	NO		NO	bb
9	9	180825M1_10	Standard	150.000	6.50	31240.508	38193.918	10.224	190.5	27.0	NO		NO	bb
10	10	180825M1_11	Standard	150.000	6.50	29783.600	31036.090	11.996	223.5	49.0	NO		NO	bbX

Dataset: F:\Projects\PFAS.PRO\Results\180825M1\180825M1-CRV.qld

Last Altered: Sunday, August 26, 2018 13:56:38 Pacific Daylight Time
Printed: Sunday, August 26, 2018 13:57:48 Pacific Daylight Time

Compound name: 13C4-PFBA
Response Factor: 1
RRF SD: 0, Relative SD: 0
Response type: Internal Std (Ref 60), Area * (IS Conc. / IS Area)
Curve type: RF

	#	Name	Type	Std. Conc	RT	Area	IS Area	Response	Conc.	%Dev	Conc. Flag	CoD	CoD Flag	x=excluded
1	1	180825M1_2	Standard	12.500	1.28	23680.709	23680.709	12.500	12.5	0.0	NO		NO	bb
2	2	180825M1_3	Standard	12.500	1.29	23268.602	23268.602	12.500	12.5	0.0	NO		NO	bb
3	3	180825M1_4	Standard	12.500	1.28	25067.805	25067.805	12.500	12.5	0.0	NO		NO	bb
4	4	180825M1_5	Standard	12.500	1.28	24942.783	24942.783	12.500	12.5	0.0	NO		NO	bb
5	5	180825M1_6	Standard	12.500	1.29	25187.389	25187.389	12.500	12.5	0.0	NO		NO	bb
6	6	180825M1_7	Standard	12.500	1.28	25245.125	25245.125	12.500	12.5	0.0	NO		NO	bb
7	7	180825M1_8	Standard	12.500	1.29	23058.943	23058.943	12.500	12.5	0.0	NO		NO	bb
8	8	180825M1_9	Standard	12.500	1.28	23577.033	23577.033	12.500	12.5	0.0	NO		NO	bb
9	9	180825M1_10	Standard	12.500	1.29	22676.920	22676.920	12.500	12.5	0.0	NO		NO	MM
10	10	180825M1_11	Standard	12.500	1.28	20121.697	20121.697	12.500	12.5	0.0	NO		NO	bb

Compound name: 13C5-PFHxA
Response Factor: 1
RRF SD: 0, Relative SD: 0
Response type: Internal Std (Ref 61), Area * (IS Conc. / IS Area)
Curve type: RF

	#	Name	Type	Std. Conc	RT	Area	IS Area	Response	Conc.	%Dev	Conc. Flag	CoD	CoD Flag	x=excluded
1	1	180825M1_2	Standard	12.500	3.08	49839.055	49839.055	12.500	12.5	0.0	NO		NO	bb
2	2	180825M1_3	Standard	12.500	3.08	52068.172	52068.172	12.500	12.5	0.0	NO		NO	bb
3	3	180825M1_4	Standard	12.500	3.08	54141.660	54141.660	12.500	12.5	0.0	NO		NO	bb
4	4	180825M1_5	Standard	12.500	3.08	54412.723	54412.723	12.500	12.5	0.0	NO		NO	bb
5	5	180825M1_6	Standard	12.500	3.08	52417.742	52417.742	12.500	12.5	0.0	NO		NO	bb
6	6	180825M1_7	Standard	12.500	3.08	54158.086	54158.086	12.500	12.5	0.0	NO		NO	bb
7	7	180825M1_8	Standard	12.500	3.08	47279.332	47279.332	12.500	12.5	0.0	NO		NO	bb
8	8	180825M1_9	Standard	12.500	3.08	46735.293	46735.293	12.500	12.5	0.0	NO		NO	bb
9	9	180825M1_10	Standard	12.500	3.08	40374.965	40374.965	12.500	12.5	0.0	NO		NO	bb
10	10	180825M1_11	Standard	12.500	3.08	34603.719	34603.719	12.500	12.5	0.0	NO		NO	bb

Dataset: F:\Projects\PFAS.PRO\Results\180825M1\180825M1-CRV.qld

Last Altered: Sunday, August 26, 2018 13:56:38 Pacific Daylight Time
Printed: Sunday, August 26, 2018 13:57:48 Pacific Daylight Time

Compound name: 13C3-PFHxS
Response Factor: 1
RRF SD: 0, Relative SD: 0
Response type: Internal Std (Ref 62), Area * (IS Conc. / IS Area)
Curve type: RF

	#	Name	Type	Std. Conc	RT	Area	IS Area	Response	Conc.	%Dev	Conc. Flag	CoD	CoD Flag	x=excluded
1	1	180825M1_2	Standard	12.500	3.86	5994.866	5994.866	12.500	12.5	0.0	NO		NO	bb
2	2	180825M1_3	Standard	12.500	3.87	5959.455	5959.455	12.500	12.5	0.0	NO		NO	bb
3	3	180825M1_4	Standard	12.500	3.87	6234.935	6234.935	12.500	12.5	0.0	NO		NO	bb
4	4	180825M1_5	Standard	12.500	3.87	6231.728	6231.728	12.500	12.5	0.0	NO		NO	bb
5	5	180825M1_6	Standard	12.500	3.87	6319.887	6319.887	12.500	12.5	0.0	NO		NO	bb
6	6	180825M1_7	Standard	12.500	3.87	6166.924	6166.924	12.500	12.5	0.0	NO		NO	bb
7	7	180825M1_8	Standard	12.500	3.86	5514.756	5514.756	12.500	12.5	0.0	NO		NO	bb
8	8	180825M1_9	Standard	12.500	3.87	5402.819	5402.819	12.500	12.5	0.0	NO		NO	bb
9	9	180825M1_10	Standard	12.500	3.87	4555.075	4555.075	12.500	12.5	0.0	NO		NO	bb
10	10	180825M1_11	Standard	12.500	3.87	3658.068	3658.068	12.500	12.5	0.0	NO		NO	bb

Compound name: 13C8-PFOA
Response Factor: 1
RRF SD: 0, Relative SD: 0
Response type: Internal Std (Ref 63), Area * (IS Conc. / IS Area)
Curve type: RF

	#	Name	Type	Std. Conc	RT	Area	IS Area	Response	Conc.	%Dev	Conc. Flag	CoD	CoD Flag	x=excluded
1	1	180825M1_2	Standard	12.500	4.24	54990.996	54990.996	12.500	12.5	0.0	NO		NO	bb
2	2	180825M1_3	Standard	12.500	4.24	54561.387	54561.387	12.500	12.5	0.0	NO		NO	bb
3	3	180825M1_4	Standard	12.500	4.24	56715.457	56715.457	12.500	12.5	0.0	NO		NO	bb
4	4	180825M1_5	Standard	12.500	4.24	56384.563	56384.563	12.500	12.5	0.0	NO		NO	bb
5	5	180825M1_6	Standard	12.500	4.24	57218.746	57218.746	12.500	12.5	0.0	NO		NO	bb
6	6	180825M1_7	Standard	12.500	4.24	57523.266	57523.266	12.500	12.5	0.0	NO		NO	bb
7	7	180825M1_8	Standard	12.500	4.24	51004.988	51004.988	12.500	12.5	0.0	NO		NO	bb
8	8	180825M1_9	Standard	12.500	4.24	49451.352	49451.352	12.500	12.5	0.0	NO		NO	bb
9	9	180825M1_10	Standard	12.500	4.24	43362.840	43362.840	12.500	12.5	0.0	NO		NO	bb
10	10	180825M1_11	Standard	12.500	4.24	36470.168	36470.168	12.500	12.5	0.0	NO		NO	bb

Dataset: F:\Projects\PFAS.PRO\Results\180825M1\180825M1-CRV.qld

Last Altered: Sunday, August 26, 2018 13:56:38 Pacific Daylight Time
Printed: Sunday, August 26, 2018 13:57:48 Pacific Daylight Time

Compound name: 13C9-PFNA
Response Factor: 1
RRF SD: 0, Relative SD: 0
Response type: Internal Std (Ref 64), Area * (IS Conc. / IS Area)
Curve type: RF

	#	Name	Type	Std. Conc	RT	Area	IS Area	Response	Conc.	%Dev	Conc. Flag	CoD	CoD Flag	x=excluded
1	1	180825M1_2	Standard	12.500	4.69	49040.043	49040.043	12.500	12.5	0.0	NO		NO	bb
2	2	180825M1_3	Standard	12.500	4.69	49243.359	49243.359	12.500	12.5	0.0	NO		NO	bb
3	3	180825M1_4	Standard	12.500	4.69	49402.863	49402.863	12.500	12.5	0.0	NO		NO	bb
4	4	180825M1_5	Standard	12.500	4.69	50406.000	50406.000	12.500	12.5	0.0	NO		NO	bb
5	5	180825M1_6	Standard	12.500	4.69	49381.113	49381.113	12.500	12.5	0.0	NO		NO	bb
6	6	180825M1_7	Standard	12.500	4.69	49272.086	49272.086	12.500	12.5	0.0	NO		NO	bb
7	7	180825M1_8	Standard	12.500	4.69	43523.379	43523.379	12.500	12.5	0.0	NO		NO	bb
8	8	180825M1_9	Standard	12.500	4.69	42780.391	42780.391	12.500	12.5	0.0	NO		NO	bb
9	9	180825M1_10	Standard	12.500	4.69	36738.730	36738.730	12.500	12.5	0.0	NO		NO	bb
10	10	180825M1_11	Standard	12.500	4.69	30562.049	30562.049	12.500	12.5	0.0	NO		NO	bb

Compound name: 13C4-PFOS
Response Factor: 1
RRF SD: 0, Relative SD: 0
Response type: Internal Std (Ref 65), Area * (IS Conc. / IS Area)
Curve type: RF

	#	Name	Type	Std. Conc	RT	Area	IS Area	Response	Conc.	%Dev	Conc. Flag	CoD	CoD Flag	x=excluded
1	1	180825M1_2	Standard	12.500	4.78	6716.918	6716.918	12.500	12.5	0.0	NO		NO	bb
2	2	180825M1_3	Standard	12.500	4.78	6814.601	6814.601	12.500	12.5	0.0	NO		NO	bb
3	3	180825M1_4	Standard	12.500	4.78	6662.014	6662.014	12.500	12.5	0.0	NO		NO	bb
4	4	180825M1_5	Standard	12.500	4.78	7053.008	7053.008	12.500	12.5	0.0	NO		NO	bb
5	5	180825M1_6	Standard	12.500	4.78	6904.807	6904.807	12.500	12.5	0.0	NO		NO	bb
6	6	180825M1_7	Standard	12.500	4.78	6801.880	6801.880	12.500	12.5	0.0	NO		NO	bb
7	7	180825M1_8	Standard	12.500	4.77	6219.460	6219.460	12.500	12.5	0.0	NO		NO	bb
8	8	180825M1_9	Standard	12.500	4.78	5903.219	5903.219	12.500	12.5	0.0	NO		NO	bb
9	9	180825M1_10	Standard	12.500	4.78	5037.450	5037.450	12.500	12.5	0.0	NO		NO	bb
10	10	180825M1_11	Standard	12.500	4.78	4484.043	4484.043	12.500	12.5	0.0	NO		NO	bd

Dataset: F:\Projects\PFAS.PRO\Results\180825M1\180825M1-CRV.qld

Last Altered: Sunday, August 26, 2018 13:56:38 Pacific Daylight Time
Printed: Sunday, August 26, 2018 13:57:48 Pacific Daylight Time

Compound name: 13C6-PFDA
Response Factor: 1
RRF SD: 0, Relative SD: 0
Response type: Internal Std (Ref 66), Area * (IS Conc. / IS Area)
Curve type: RF

	#	Name	Type	Std. Conc	RT	Area	IS Area	Response	Conc.	%Dev	Conc. Flag	CoD	CoD Flag	x=excluded
1	1	180825M1_2	Standard	12.500	5.07	48053.082	48053.082	12.500	12.5	0.0	NO		NO	bb
2	2	180825M1_3	Standard	12.500	5.07	49194.031	49194.031	12.500	12.5	0.0	NO		NO	bb
3	3	180825M1_4	Standard	12.500	5.07	50072.887	50072.887	12.500	12.5	0.0	NO		NO	bb
4	4	180825M1_5	Standard	12.500	5.07	50382.570	50382.570	12.500	12.5	0.0	NO		NO	bb
5	5	180825M1_6	Standard	12.500	5.07	47437.191	47437.191	12.500	12.5	0.0	NO		NO	bb
6	6	180825M1_7	Standard	12.500	5.07	50689.594	50689.594	12.500	12.5	0.0	NO		NO	bb
7	7	180825M1_8	Standard	12.500	5.07	44534.684	44534.684	12.500	12.5	0.0	NO		NO	bb
8	8	180825M1_9	Standard	12.500	5.07	41078.773	41078.773	12.500	12.5	0.0	NO		NO	bb
9	9	180825M1_10	Standard	12.500	5.07	36705.762	36705.762	12.500	12.5	0.0	NO		NO	bb
10	10	180825M1_11	Standard	12.500	5.07	31005.371	31005.371	12.500	12.5	0.0	NO		NO	bb

Compound name: 13C7-PFUdA
Response Factor: 1
RRF SD: 0, Relative SD: 0
Response type: Internal Std (Ref 67), Area * (IS Conc. / IS Area)
Curve type: RF

	#	Name	Type	Std. Conc	RT	Area	IS Area	Response	Conc.	%Dev	Conc. Flag	CoD	CoD Flag	x=excluded
1	1	180825M1_2	Standard	12.500	5.40	54926.430	54926.430	12.500	12.5	0.0	NO		NO	bb
2	2	180825M1_3	Standard	12.500	5.40	49835.133	49835.133	12.500	12.5	0.0	NO		NO	bb
3	3	180825M1_4	Standard	12.500	5.40	56134.664	56134.664	12.500	12.5	0.0	NO		NO	bb
4	4	180825M1_5	Standard	12.500	5.40	55908.285	55908.285	12.500	12.5	0.0	NO		NO	bb
5	5	180825M1_6	Standard	12.500	5.40	55933.047	55933.047	12.500	12.5	0.0	NO		NO	bb
6	6	180825M1_7	Standard	12.500	5.40	55550.164	55550.164	12.500	12.5	0.0	NO		NO	bb
7	7	180825M1_8	Standard	12.500	5.40	48734.691	48734.691	12.500	12.5	0.0	NO		NO	bb
8	8	180825M1_9	Standard	12.500	5.40	45592.617	45592.617	12.500	12.5	0.0	NO		NO	bb
9	9	180825M1_10	Standard	12.500	5.40	38193.918	38193.918	12.500	12.5	0.0	NO		NO	bb
10	10	180825M1_11	Standard	12.500	5.40	31036.090	31036.090	12.500	12.5	0.0	NO		NO	bb

Dataset: F:\Projects\PFAS.PRO\Results\180825M1\180825M1-CRV.qld

Last Altered: Sunday, August 26, 2018 13:56:38 Pacific Daylight Time
Printed: Sunday, August 26, 2018 13:59:44 Pacific Daylight Time

Method: F:\Projects\PFAS.PRO\MethDB\PFAS_FULL_80C_082518.mdb 26 Aug 2018 13:06:23
Calibration: F:\Projects\PFAS.PRO\CurveDB\C18_VAL-PFAS_Q4_08-25-18.cdb 26 Aug 2018 13:56:38

Name: 180825M1_2, Date: 25-Aug-2018, Time: 13:42:57, ID: ST180825M1-1 PFC CS-2 18H2102, Description: PFC CS-2 18H2102

	#	Name	IS#	CoD	CoD Flag	%RSD
1	1	PFBA	36	0.9986	NO	
2	2	PFPeA	37	0.9995	NO	
3	3	PFBS	38	0.9990	NO	
4	4	4:2 FTS	39	0.9992	NO	
5	5	PFHxA	40	0.9992	NO	
6	6	PFPeS	38	0.9988	NO	
7	7	PFHpA	41	0.9985	NO	
8	8	L-PFHxS	42	0.9975	NO	
9	10	6:2 FTS	43	0.9994	NO	
10	11	L-PFOA	44	0.9994	NO	
11	13	PFHpS	47	0.9995	NO	
12	14	PFNA	45	0.9997	NO	
13	15	PFOSA	46	0.9979	NO	
14	16	L-PFOS	47	0.9993	NO	
15	18	PFDA	48	0.9989	NO	
16	19	8:2 FTS	49	0.9994	NO	
17	20	PFNS	47	0.9996	NO	
18	21	L-MeFOSAA	50	0.9984	NO	
19	23	L-EtFOSAA	52	0.9981	NO	

Quantify Sample Summary Report **MassLynx MassLynx V4.1 SCN945 SCN960**
Vista Analytical Laboratory

Dataset: F:\Projects\PFAS.PRO\Results\180825M1\180825M1-CRV.qld

Last Altered: Sunday, August 26, 2018 13:56:38 Pacific Daylight Time
Printed: Sunday, August 26, 2018 13:59:50 Pacific Daylight Time

Method: F:\Projects\PFAS.PRO\MethDB\PFAS_FULL_80C_082518.mdb 26 Aug 2018 13:06:23
Calibration: F:\Projects\PFAS.PRO\CurveDB\C18_VAL-PFAS_Q4_08-25-18.cdb 26 Aug 2018 13:56:38

Name: 180825M1_2, Date: 25-Aug-2018, Time: 13:42:57, ID: ST180825M1-1 PFC CS-2 18H2102, Description: PFC CS-2 18H2102

	#	Name	IS#	CoD	CoD Flag	%RSD
1	25	PFUdA	51	0.9976	NO	
2	26	PFDS	47	0.9997	NO	
3	27	PFDoA	53	0.9984	NO	
4	28	N-MeFOSA	54	0.9991	NO	
5	29	PFTrDA	53	0.9980	NO	
6	30	PFTeDA	55	0.9991	NO	
7	31	N-EtFOSA	56	0.9995	NO	
8	32	PFHxDA	57	0.9999	NO	
9	33	PFODA	57	0.9994	NO	
10	34	N-MeFOSE	58	0.9998	NO	
11	35	N-EtFOSE	59	0.9997	NO	
12	36	13C3-PFBA	60		NO	1.418
13	37	13C3-PFPeA	61		NO	2.553
14	38	13C3-PFBS	61		NO	3.369
15	39	13C2-4:2 FTS	61		NO	8.886
16	40	13C2-PFHxA	61		NO	3.036
17	41	13C4-PFHpA	61		NO	3.680
18	42	18O2-PFHxS	62		NO	4.140
19	43	13C2-6:2 FTS	63		NO	9.883
20	44	13C2-PFOA	63		NO	2.230
21	45	13C5-PFNA	64		NO	1.391
22	46	13C8-PFOSA	67		NO	5.491
23	47	13C8-PFOS	65		NO	4.671
24	48	13C2-PFDA	66		NO	4.972
25	49	13C2-8:2 FTS	63		NO	14.239
26	50	d3-N-MeFOSAA	67		NO	8.936
27	51	13C2-PFUdA	67		NO	3.193
28	52	d5-N-EtFOSAA	67		NO	4.073
29	53	13C2-PFDoA	66		NO	3.763
30	54	d3-N-MeFOSA	67		NO	11.997
31	55	13C2-PFTeDA	67		NO	8.939

Vista Analytical Laboratory

Dataset: F:\Projects\PFAS.PRO\Results\180825M1\180825M1-CRV.qld

Last Altered: Sunday, August 26, 2018 13:56:38 Pacific Daylight Time
Printed: Sunday, August 26, 2018 13:59:50 Pacific Daylight Time

Name: 180825M1_2, Date: 25-Aug-2018, Time: 13:42:57, ID: ST180825M1-1 PFC CS-2 18H2102, Description: PFC CS-2 18H2102

	#	Name	IS#	CoD	CoD Flag	%RSD
32	56	d5-N-ETFOSA	67		NO	10.345
33	57	13C2-PFHxDA	67		NO	11.905
34	58	d7-N-MeFOSE	67		NO	13.578
35	59	d9-N-EtFOSE	67		NO	11.752
36	60	13C4-PFBA	60		NO	0.000
37	61	13C5-PFHxA	61		NO	0.000
38	62	13C3-PFHxS	62		NO	0.000
39	63	13C8-PFOA	63		NO	0.000
40	64	13C9-PFNA	64		NO	0.000
41	65	13C4-PFOS	65		NO	0.000
42	66	13C6-PFDA	66		NO	0.000
43	67	13C7-PFUdA	67		NO	0.000

Dataset: F:\Projects\PFAS.PRO\Results\180825M1\180825M1-CRV.qld

Last Altered: Sunday, August 26, 2018 13:06:25 Pacific Daylight Time
Printed: Sunday, August 26, 2018 13:10:56 Pacific Daylight Time

Method: F:\Projects\PFAS.PRO\MethDB\PFAS_FULL_80C_082518.mdb 26 Aug 2018 13:06:23
Calibration: F:\Projects\PFAS.PRO\CurveDB\C18_VAL-PFAS_Q4_08-25-18.cdb 26 Aug 2018 13:06:13

Name: 180825M1_7, Date: 25-Aug-2018, Time: 14:35:59, ID: ST180825M1-6 PFC CS3 18H2107, Description: PFC CS3 18H2107

	Name	Ion Ratio	Ratio out?
1	PFBA		
2	PFPeA		
3	PFBS	2.816	NO
4	4:2 FTS	1.730	NO
5	PFHxA	15.151	NO
6	PFPeS	1.681	NO
7	PFHpA	23.106	NO
8	L-PFHxS	1.688	NO
9	6:2 FTS	2.820	NO
10	L-PFOA	3.473	NO
11	PFHpS	1.675	NO
12	PFNA	5.344	NO
13	PFOSA	32.315	NO
14	L-PFOS	1.927	NO
15	PFDA	6.681	NO
16	8:2 FTS	2.377	NO
17	PFNS	1.637	NO
18	L-MeFOSAA	2.611	NO
19	L-EtFOSAA	1.440	NO

Vista Analytical Laboratory

Dataset: F:\Projects\PFAS.PRO\Results\180825M1\180825M1-CRV.qld

Last Altered: Sunday, August 26, 2018 13:06:25 Pacific Daylight Time
Printed: Sunday, August 26, 2018 13:11:02 Pacific Daylight Time

Method: F:\Projects\PFAS.PRO\MethDB\PFAS_FULL_80C_082518.mdb 26 Aug 2018 13:06:23
Calibration: F:\Projects\PFAS.PRO\CurveDB\C18_VAL-PFAS_Q4_08-25-18.cdb 26 Aug 2018 13:06:13

Name: 180825M1_7, Date: 25-Aug-2018, Time: 14:35:59, ID: ST180825M1-6 PFC CS3 18H2107, Description: PFC CS3 18H2107

	Name	Ion Ratio	Ratio out?
1	PFUdA	12.603	NO
2	PFDS	1.664	NO
3	PFDoA	8.545	NO
4	N-MeFOSA	1.471	NO
5	PFTrDA	33.819	NO
6	PFTeDA	12.001	NO
7	N-EtFOSA	1.511	NO
8	PFHxDA	36.374	NO
9	PFODA		
10	N-MeFOSE		
11	N-EtFOSE		

Quantify Compound Summary Report **MassLynx MassLynx V4.1 SCN945 SCN960**
Vista Analytical Laboratory

Dataset: Untitled

Last Altered: Sunday, August 26, 2018 13:15:11 Pacific Daylight Time
Printed: Sunday, August 26, 2018 13:15:22 Pacific Daylight Time

Method: F:\Projects\PFAS.PRO\MethDB\PFAS_FULL_80C_082518.mdb 26 Aug 2018 13:06:23
Calibration: F:\Projects\PFAS.PRO\CurveDB\C18_VAL-PFAS_Q4_08-25-18.cdb 26 Aug 2018 13:06:13

Compound name: PFBA

	#	Name	ID	Acq.Date	Acq.Time
1	1	180825M1_1	IPA	25-Aug-18	13:32:22
2	2	180825M1_2	ST180825M1-1 PFC CS-2 18H2102	25-Aug-18	13:42:57
3	3	180825M1_3	ST180825M1-2 PFC CS-1 18H2103	25-Aug-18	13:53:35
4	4	180825M1_4	ST180825M1-3 PFC CS0 18H2104	25-Aug-18	14:04:14
5	5	180825M1_5	ST180825M1-4 PFC CS1 18H2105	25-Aug-18	14:14:47
6	6	180825M1_6	ST180825M1-5 PFC CS2 18H2106	25-Aug-18	14:25:25
7	7	180825M1_7	ST180825M1-6 PFC CS3 18H2107	25-Aug-18	14:35:59
8	8	180825M1_8	ST180825M1-7 PFC CS4 18H2108	25-Aug-18	14:46:37
9	9	180825M1_9	ST180825M1-8 PFC CS5 18H2109	25-Aug-18	14:57:09
10	10	180825M1_10	ST180825M1-9 PFC CS6 18H2110	25-Aug-18	15:07:47
11	11	180825M1_11	ST180825M1-10 PFC CS7 18H2111	25-Aug-18	15:18:19
12	12	180825M1_12	IPA	25-Aug-18	15:28:58
13	13	180825M1_13	ICV180825M1-1 PFC 537 ICV 18H2112	25-Aug-18	15:39:31

Vista Analytical Laboratory Q1

Dataset: F:\Projects\PFAS.PRO\Results\180825M1\180825M1-CRV.qld

Last Altered: Sunday, August 26, 2018 13:06:25 Pacific Daylight Time
Printed: Sunday, August 26, 2018 13:08:05 Pacific Daylight Time

Method: F:\Projects\PFAS.PRO\MethDB\PFAS_FULL_80C_082518.mdb 26 Aug 2018 13:06:23
Calibration: F:\Projects\PFAS.PRO\CurveDB\C18_VAL-PFAS_Q4_08-25-18.cdb 26 Aug 2018 13:06:13

Compound name: PFBA
Correlation coefficient: r = 0.999319, r^2 = 0.998638
Calibration curve: 1.15617 * x + 0.0148209
Response type: Internal Std (Ref 36), Area * (IS Conc. / IS Area)
Curve type: Linear, Origin: Exclude, Weighting: 1/x, Axis trans: None

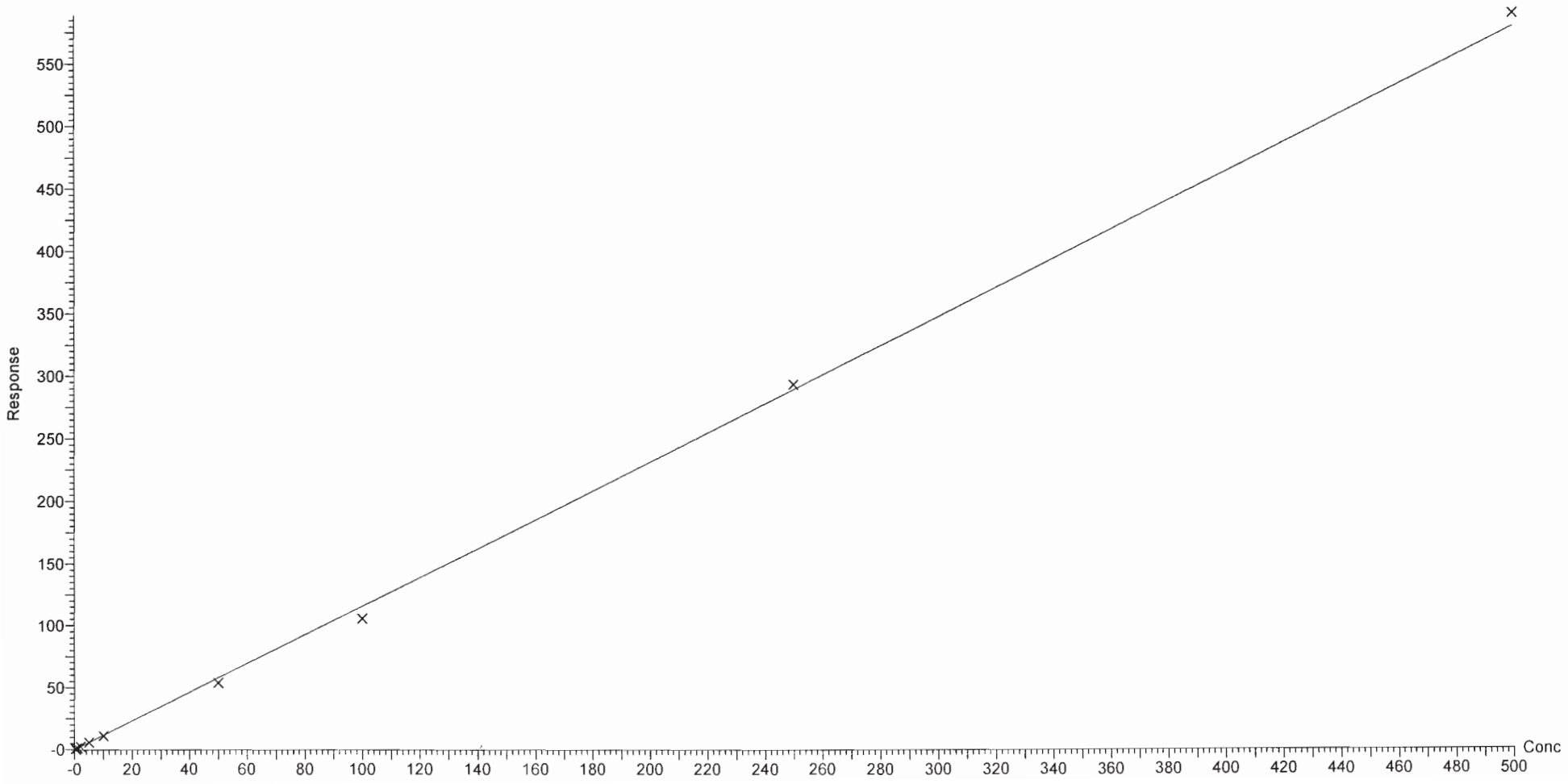

Dataset: F:\Projects\PFAS.PRO\Results\180825M1\180825M1-CRV.qld

Last Altered: Sunday, August 26, 2018 13:06:25 Pacific Daylight Time
Printed: Sunday, August 26, 2018 13:08:05 Pacific Daylight Time

Compound name: PFPeA
Coefficient of Determination: R^2 = 0.999514
Calibration curve: 0.000144741 * x^2 + 0.948444 * x + 0.0666422
Response type: Internal Std (Ref 37), Area * (IS Conc. / IS Area)
Curve type: 2nd Order, Origin: Exclude, Weighting: 1/x, Axis trans: None

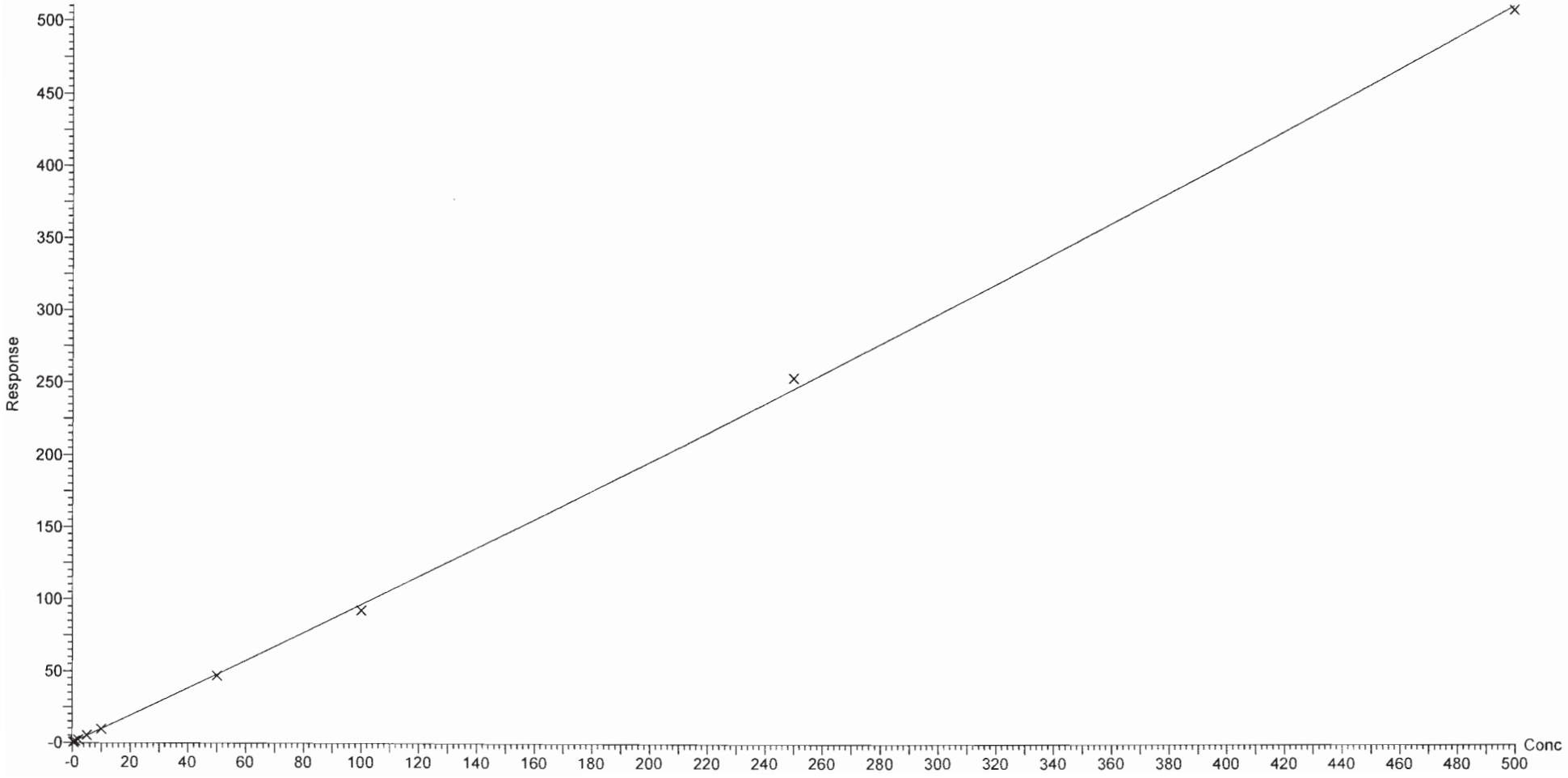

Dataset: F:\Projects\PFAS.PRO\Results\180825M1\180825M1-CRV.qld

Last Altered: Sunday, August 26, 2018 13:06:25 Pacific Daylight Time
Printed: Sunday, August 26, 2018 13:08:05 Pacific Daylight Time

Compound name: PFBS
Coefficient of Determination: R^2 = 0.998993
Calibration curve: 5.3431e-005 * x^2 + 1.98654 * x + 0.0349718
Response type: Internal Std (Ref 38), Area * (IS Conc. / IS Area)
Curve type: 2nd Order, Origin: Exclude, Weighting: 1/x, Axis trans: None

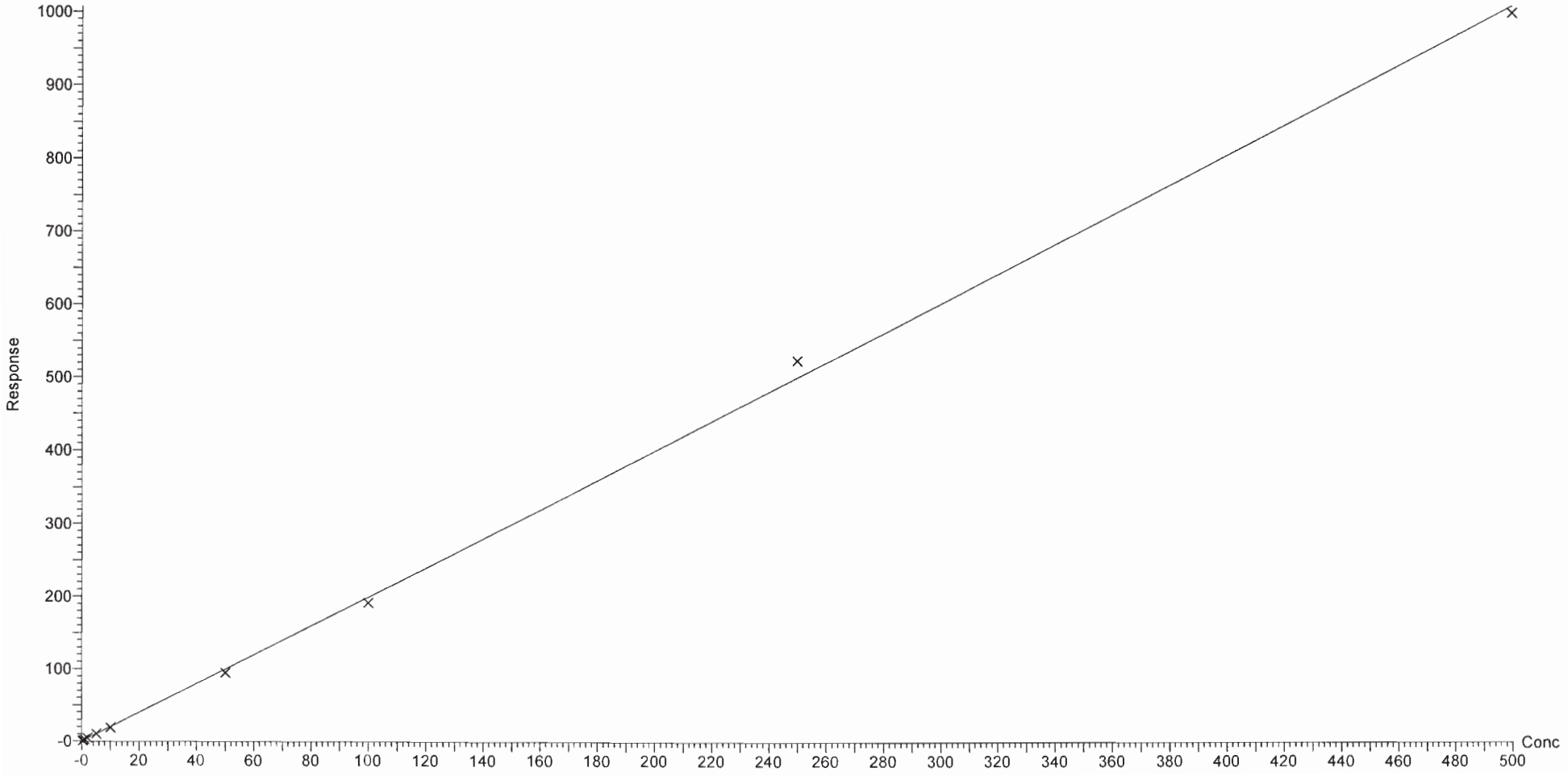

Dataset: F:\Projects\PFAS.PRO\Results\180825M1\180825M1-CRV.qld

Last Altered: Sunday, August 26, 2018 13:06:25 Pacific Daylight Time
Printed: Sunday, August 26, 2018 13:08:05 Pacific Daylight Time

Compound name: 4:2 FTS
Coefficient of Determination: R^2 = 0.999180
Calibration curve: -0.00270822 * x^2 + 0.96845 * x + 0.0731081
Response type: Internal Std (Ref 39), Area * (IS Conc. / IS Area)
Curve type: 2nd Order, Origin: Exclude, Weighting: 1/x, Axis trans: None

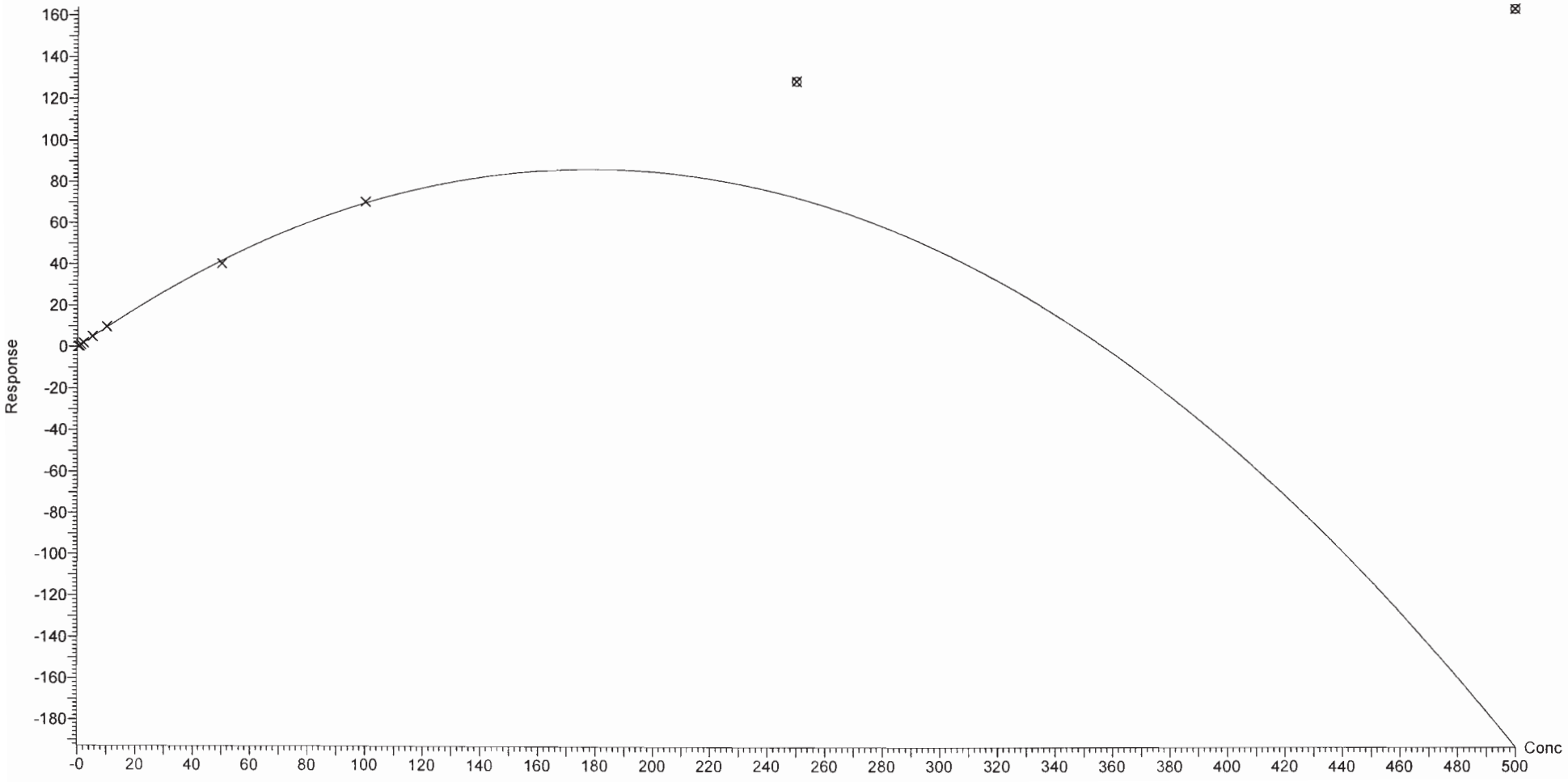

Dataset: F:\Projects\PFAS.PRO\Results\180825M1\180825M1-CRV.qld

Last Altered: Sunday, August 26, 2018 13:06:25 Pacific Daylight Time
Printed: Sunday, August 26, 2018 13:08:05 Pacific Daylight Time

Compound name: PFHxA
Coefficient of Determination: R^2 = 0.999220
Calibration curve: 7.04522e-007 * x^2 + 0.935981 * x + 0.0590134
Response type: Internal Std (Ref 40), Area * (IS Conc. / IS Area)
Curve type: 2nd Order, Origin: Include, Weighting: 1/x, Axis trans: None

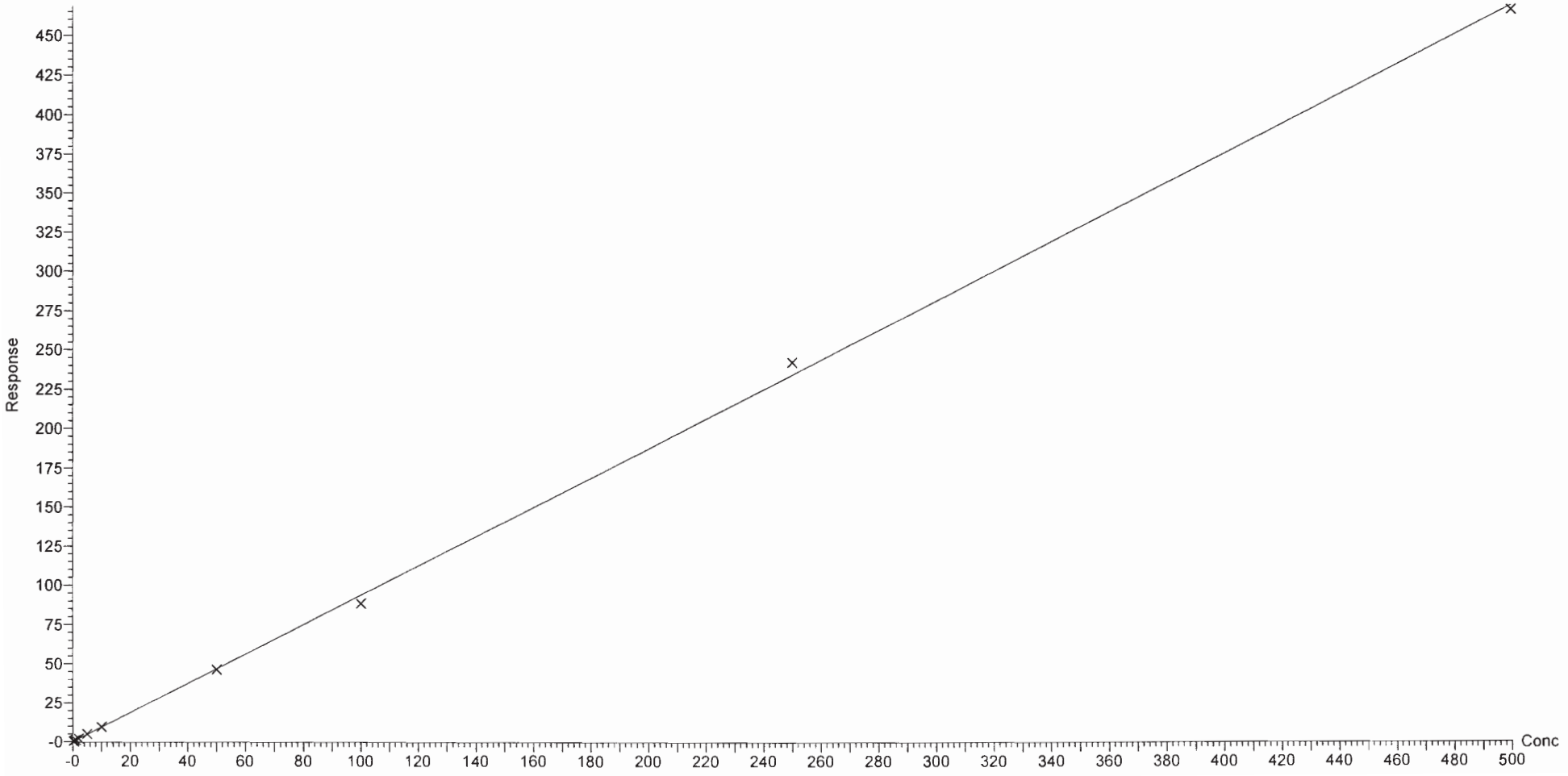

Dataset: F:\Projects\PFAS.PRO\Results\180825M1\180825M1-CRV.qld

Last Altered: Sunday, August 26, 2018 13:06:25 Pacific Daylight Time
Printed: Sunday, August 26, 2018 13:08:05 Pacific Daylight Time

Compound name: PFPeS
Coefficient of Determination: R^2 = 0.998782
Calibration curve: -0.000202992 * x^2 + 1.67569 * x + 0.00949485
Response type: Internal Std (Ref 38), Area * (IS Conc. / IS Area)
Curve type: 2nd Order, Origin: Exclude, Weighting: 1/x, Axis trans: None

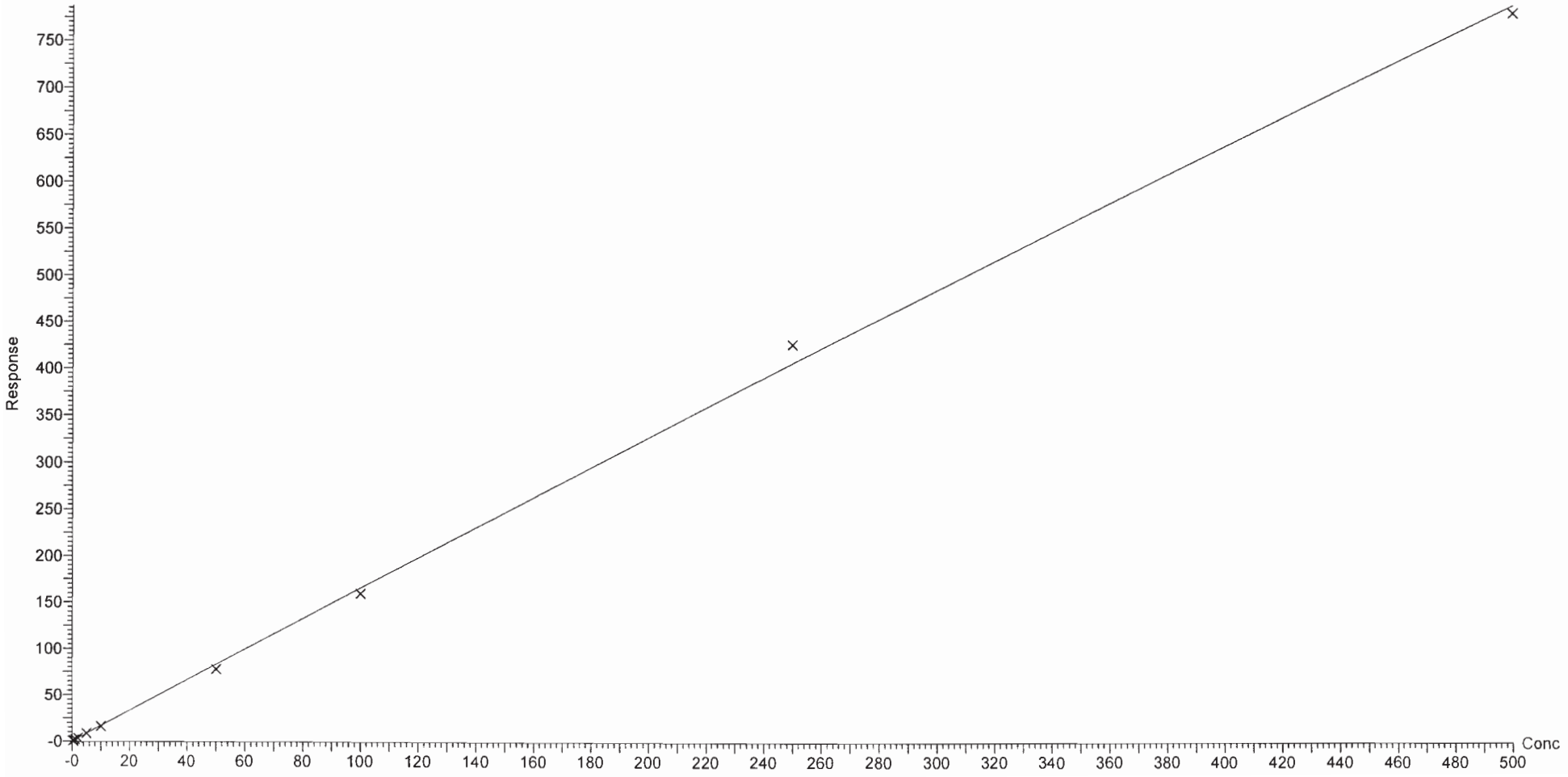

Dataset: F:\Projects\PFAS.PRO\Results\180825M1\180825M1-CRV.qld

Last Altered: Sunday, August 26, 2018 13:06:25 Pacific Daylight Time
Printed: Sunday, August 26, 2018 13:08:05 Pacific Daylight Time

Compound name: PFHpA
Correlation coefficient: r = 0.999254, r^2 = 0.998508
Calibration curve: 1.16602 * x + 0.0435023
Response type: Internal Std (Ref 41), Area * (IS Conc. / IS Area)
Curve type: Linear, Origin: Exclude, Weighting: 1/x, Axis trans: None

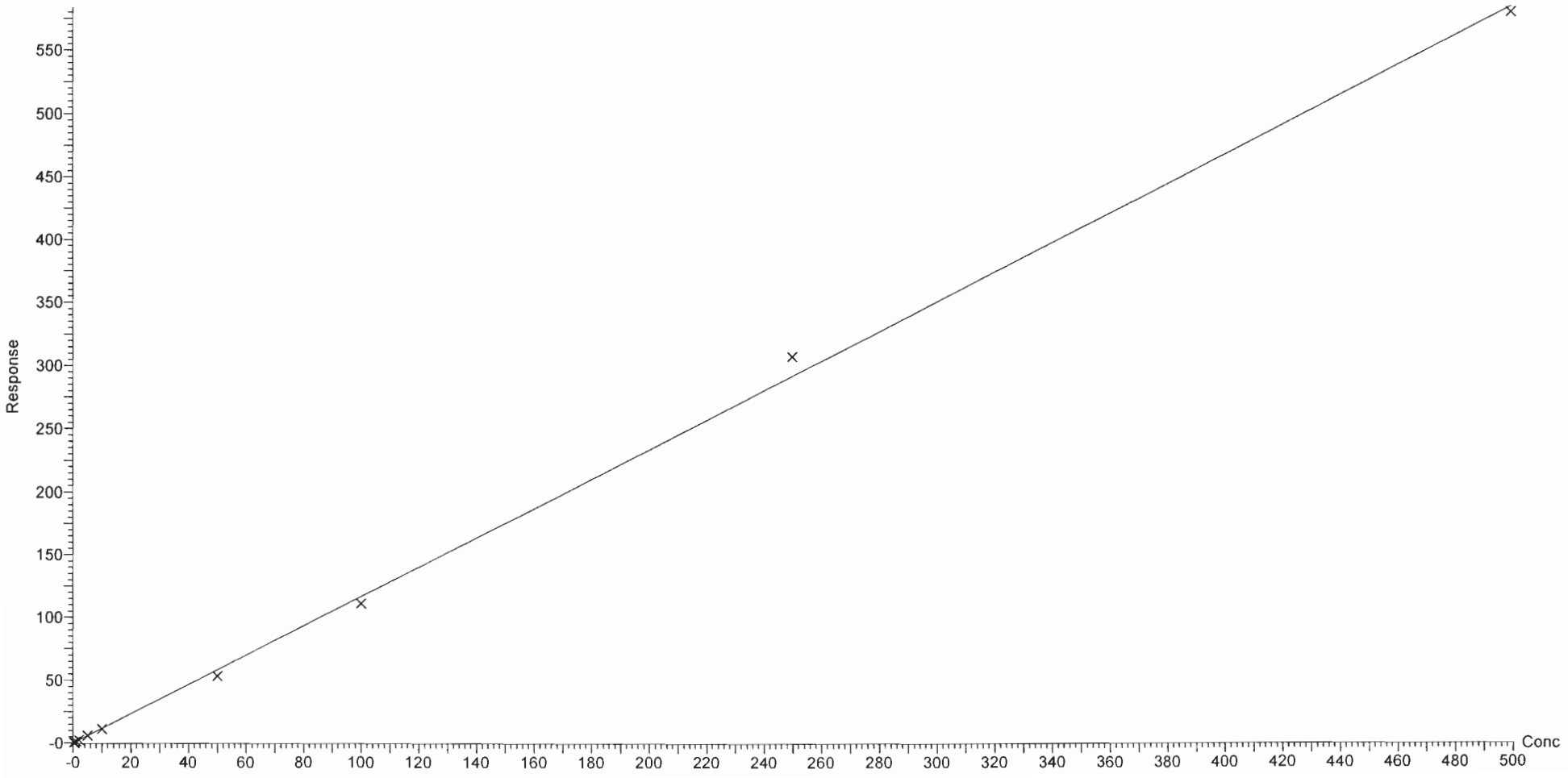

Vista Analytical Laboratory Q1

Dataset: F:\Projects\PFAS.PRO\Results\180825M1\180825M1-CRV.qld

Last Altered: Sunday, August 26, 2018 13:06:25 Pacific Daylight Time
Printed: Sunday, August 26, 2018 13:08:05 Pacific Daylight Time

Compound name: L-PFHxS
Coefficient of Determination: R^2 = 0.997546
Calibration curve: 0.000151543 * x^2 + 1.72502 * x + 0.0135457
Response type: Internal Std (Ref 42), Area * (IS Conc. / IS Area)
Curve type: 2nd Order, Origin: Include, Weighting: 1/x, Axis trans: None

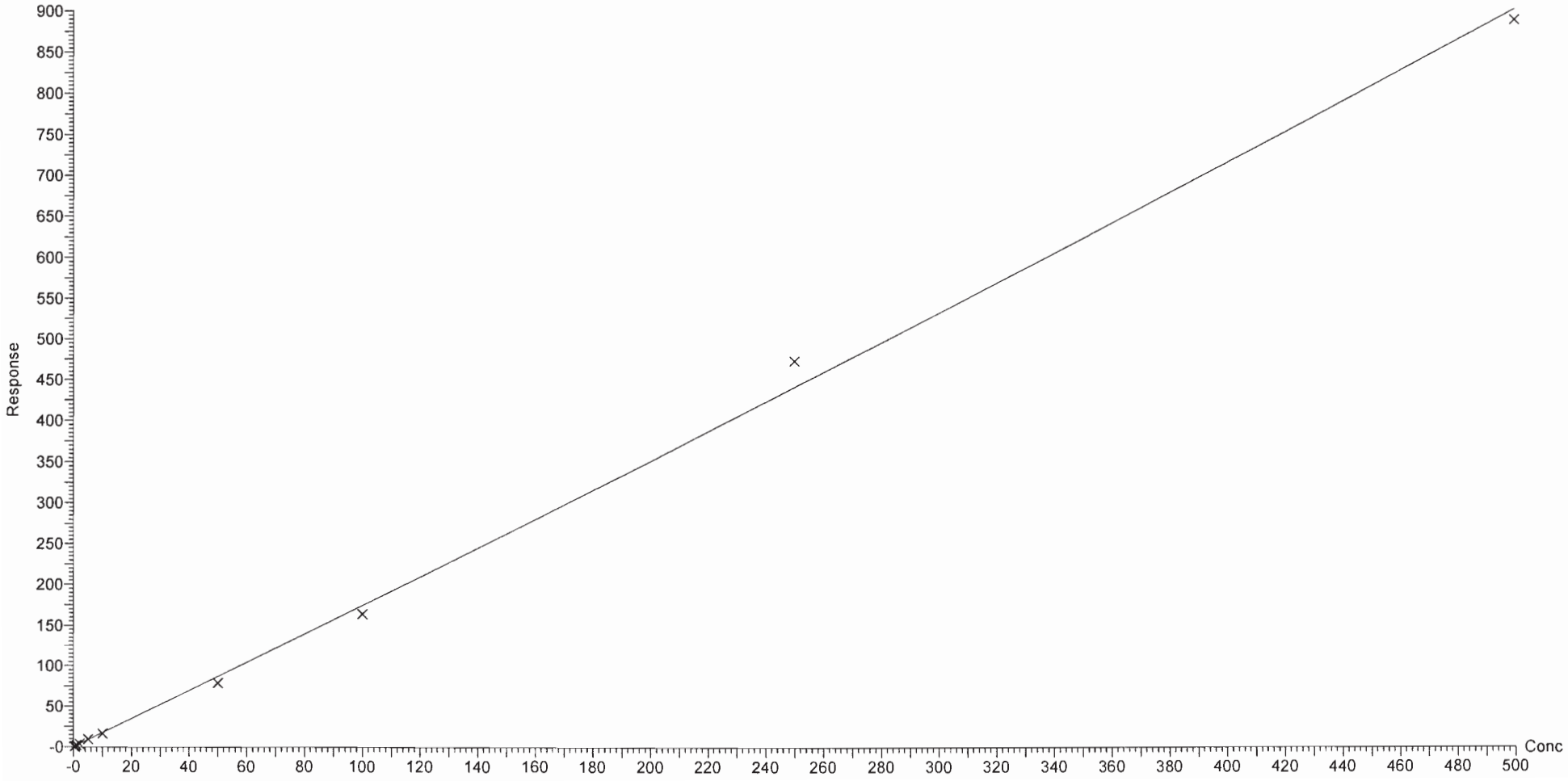

Vista Analytical Laboratory Q1

Dataset: F:\Projects\PFAS.PRO\Results\180825M1\180825M1-CRV.qld

Last Altered: Sunday, August 26, 2018 13:06:25 Pacific Daylight Time
Printed: Sunday, August 26, 2018 13:08:05 Pacific Daylight Time

Compound name: 6:2 FTS
Coefficient of Determination: R^2 = 0.999439
Calibration curve: -0.00252762 * x^2 + 1.02117 * x + 0.0388615
Response type: Internal Std (Ref 43), Area * (IS Conc. / IS Area)
Curve type: 2nd Order, Origin: Include, Weighting: 1/x, Axis trans: None

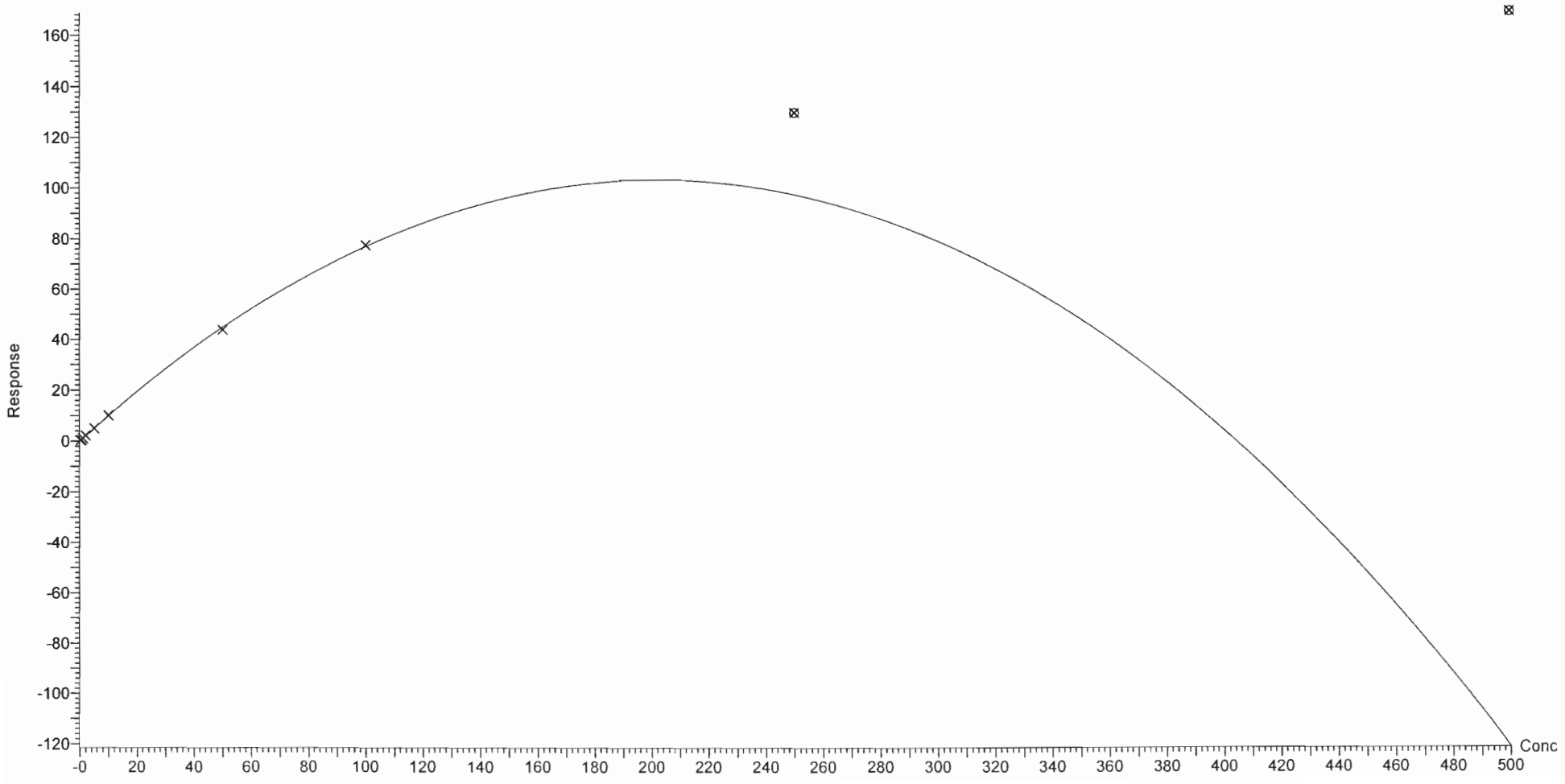

Dataset: F:\Projects\PFAS.PRO\Results\180825M1\180825M1-CRV.qld

Last Altered: Sunday, August 26, 2018 13:06:25 Pacific Daylight Time
Printed: Sunday, August 26, 2018 13:08:05 Pacific Daylight Time

Compound name: L-PFOA
Coefficient of Determination: R^2 = 0.999409
Calibration curve: 0.000181142 * x^2 + 1.22455 * x + 0.13836
Response type: Internal Std (Ref 44), Area * (IS Conc. / IS Area)
Curve type: 2nd Order, Origin: Exclude, Weighting: 1/x, Axis trans: None

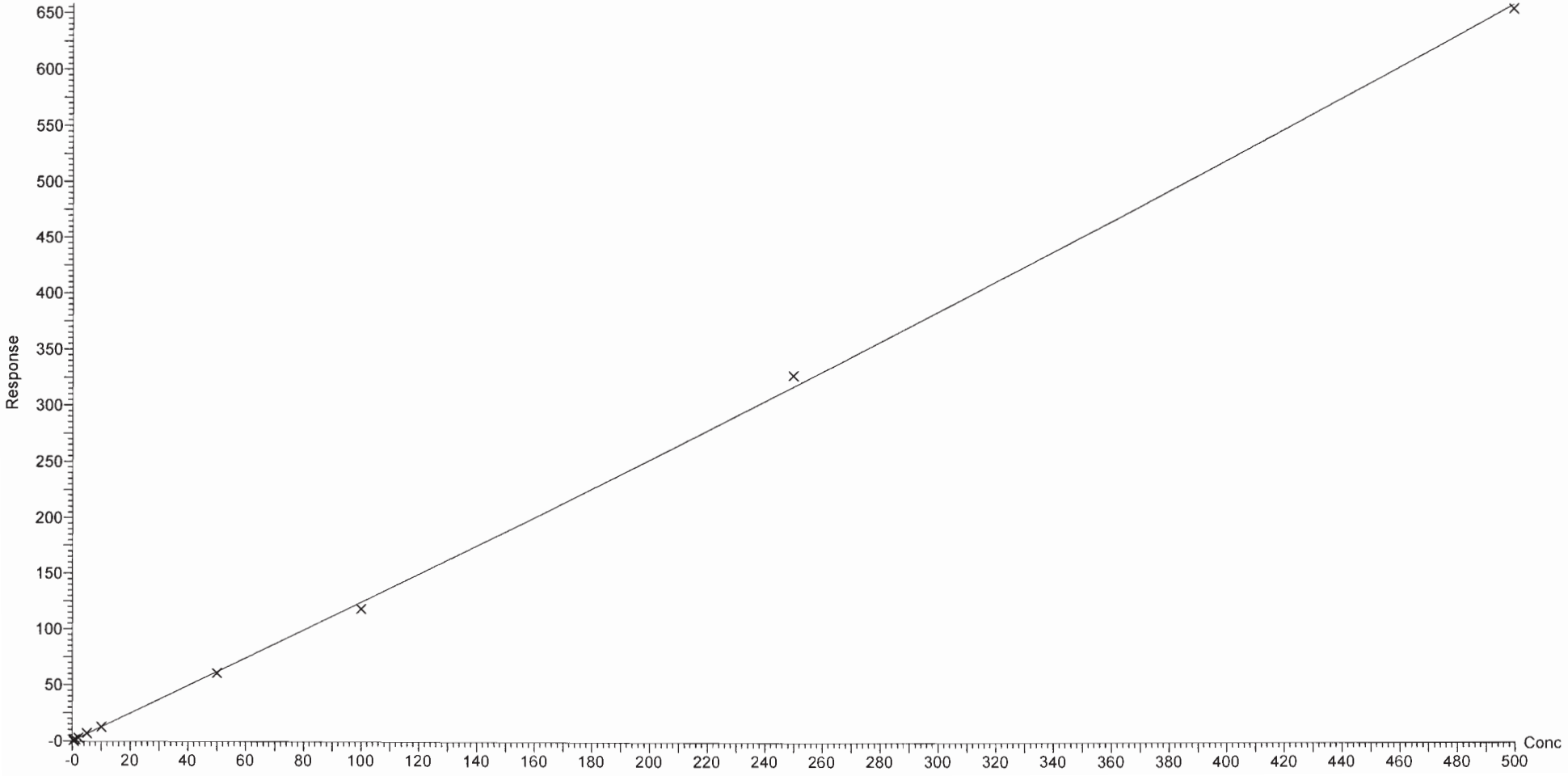

Dataset: F:\Projects\PFAS.PRO\Results\180825M1\180825M1-CRV.qld

Last Altered: Sunday, August 26, 2018 13:06:25 Pacific Daylight Time
Printed: Sunday, August 26, 2018 13:08:05 Pacific Daylight Time

Compound name: PFHpS
Coefficient of Determination: R^2 = 0.999506
Calibration curve: 0.000214586 * x^2 + 0.833847 * x + 0.0996653
Response type: Internal Std (Ref 47), Area * (IS Conc. / IS Area)
Curve type: 2nd Order, Origin: Exclude, Weighting: 1/x, Axis trans: None

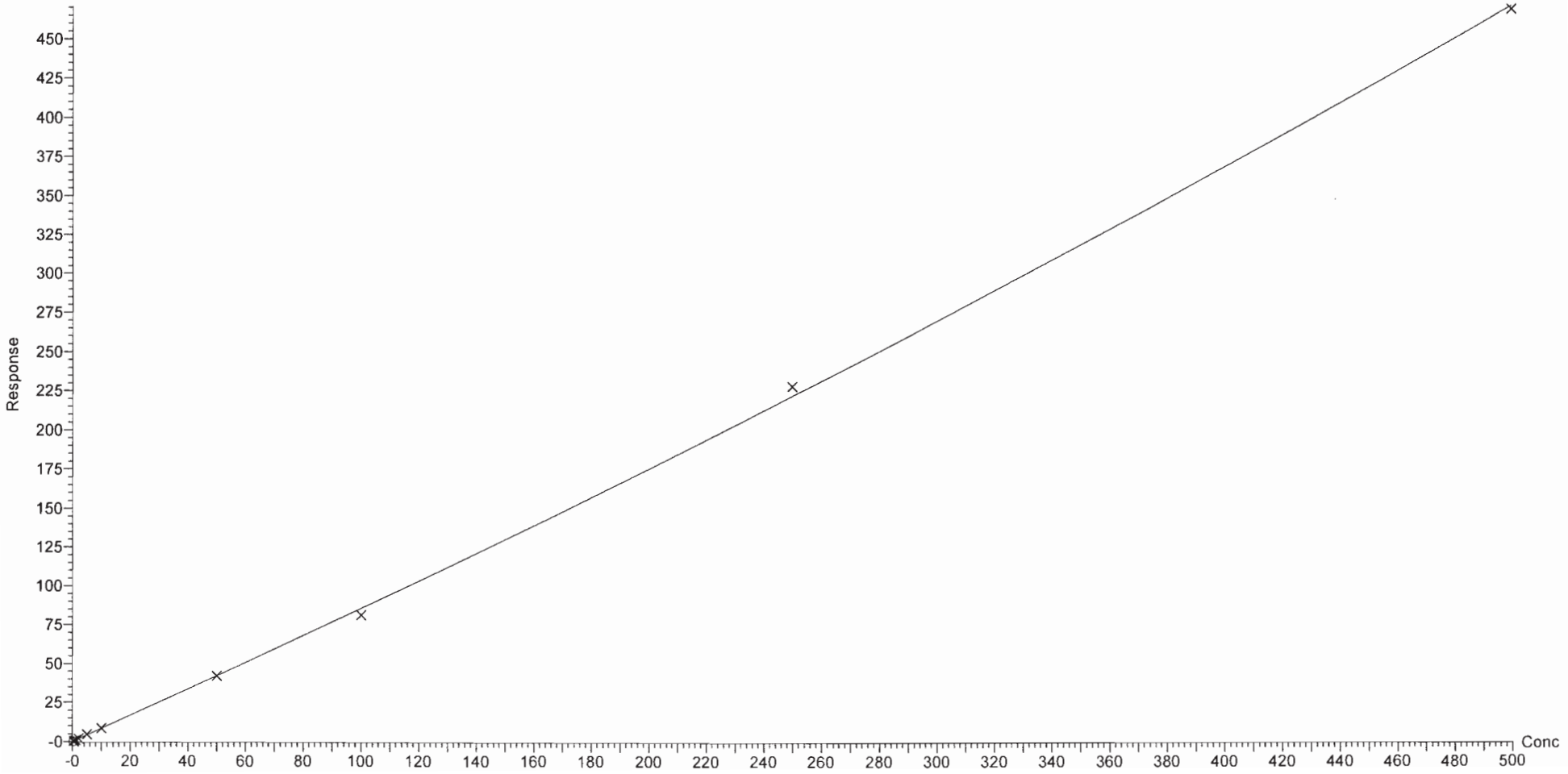

Dataset: F:\Projects\PFAS.PRO\Results\180825M1\180825M1-CRV.qld

Last Altered: Sunday, August 26, 2018 13:06:25 Pacific Daylight Time
Printed: Sunday, August 26, 2018 13:08:05 Pacific Daylight Time

Compound name: PFNA
Coefficient of Determination: R^2 = 0.999666
Calibration curve: 0.0001028 * x^2 + 1.18741 * x + 0.0680712
Response type: Internal Std (Ref 45), Area * (IS Conc. / IS Area)
Curve type: 2nd Order, Origin: Exclude, Weighting: 1/x, Axis trans: None

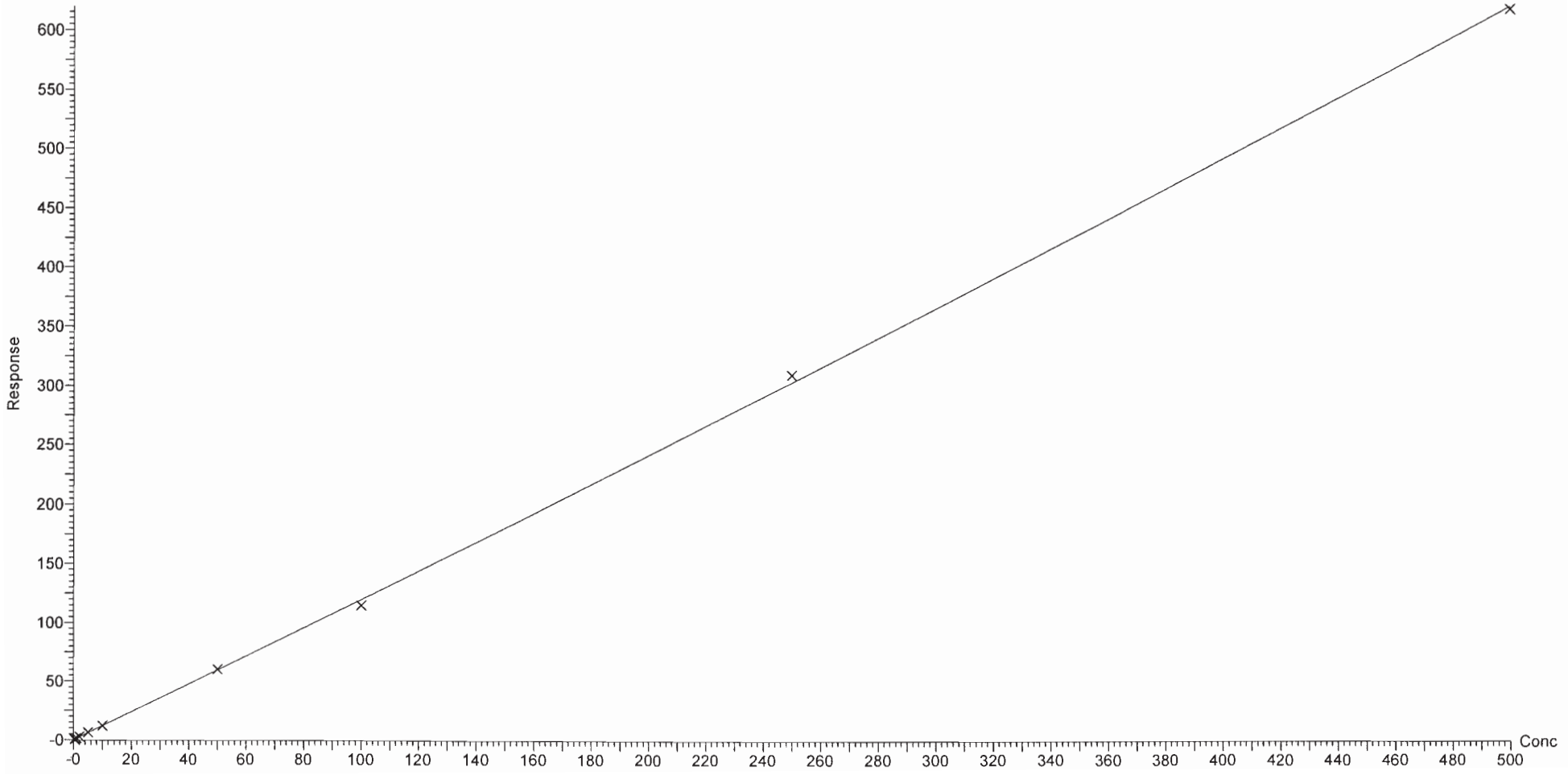

Dataset: F:\Projects\PFAS.PRO\Results\180825M1\180825M1-CRV.qld

Last Altered: Sunday, August 26, 2018 13:06:25 Pacific Daylight Time
Printed: Sunday, August 26, 2018 13:08:05 Pacific Daylight Time

Compound name: PFOSA
Coefficient of Determination: R^2 = 0.997902
Calibration curve: 2.85671e-005 * x^2 + 1.05136 * x + -0.00472244
Response type: Internal Std (Ref 46), Area * (IS Conc. / IS Area)
Curve type: 2nd Order, Origin: Exclude, Weighting: 1/x, Axis trans: None

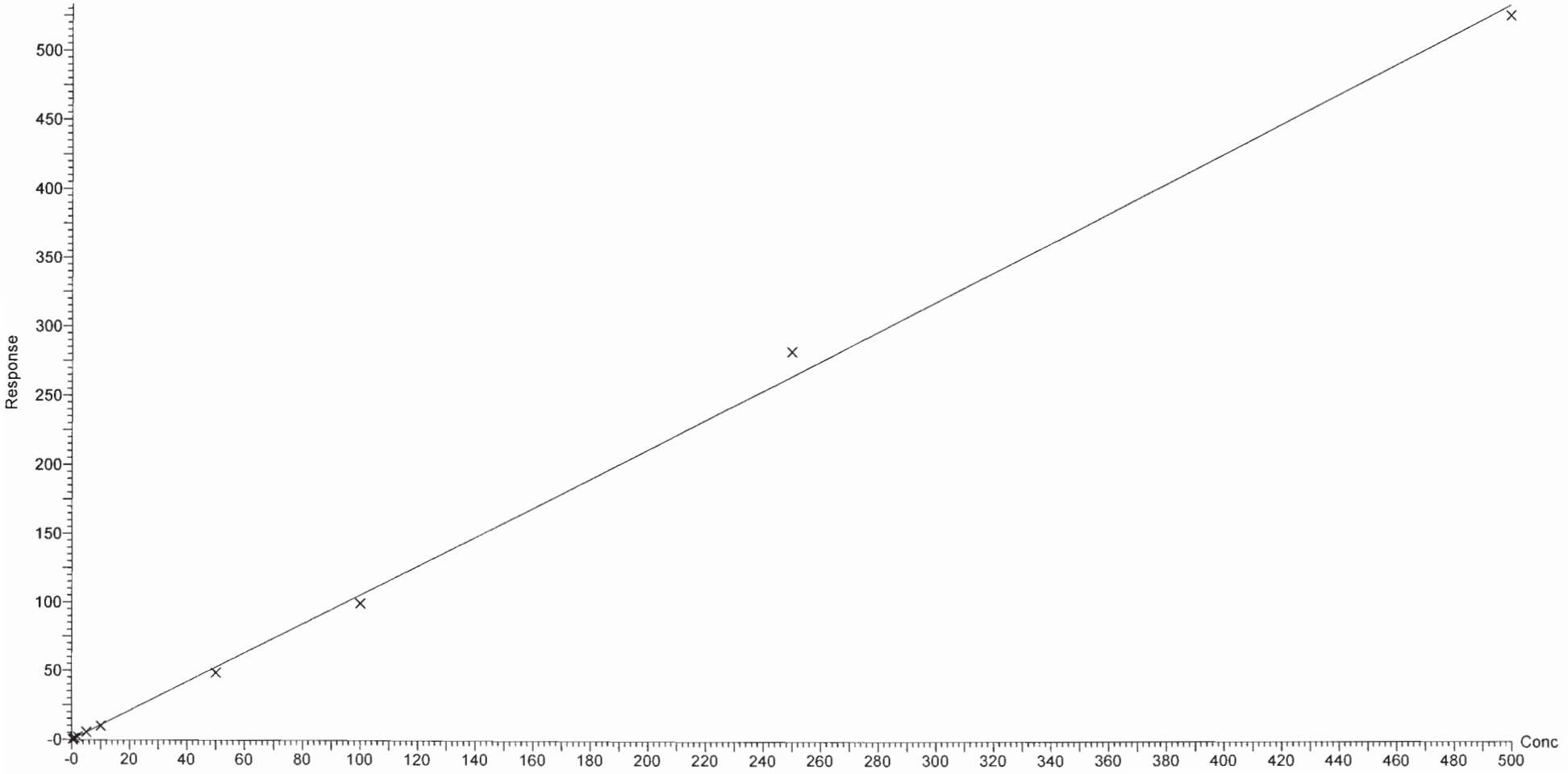

Dataset: F:\Projects\PFAS.PRO\Results\180825M1\180825M1-CRV.qld

Last Altered: Sunday, August 26, 2018 13:06:25 Pacific Daylight Time
Printed: Sunday, August 26, 2018 13:08:05 Pacific Daylight Time

Compound name: L-PFOS
Coefficient of Determination: R^2 = 0.999307
Calibration curve: 0.00043701 * x^2 + 0.964414 * x + 0.0441341
Response type: Internal Std (Ref 47), Area * (IS Conc. / IS Area)
Curve type: 2nd Order, Origin: Include, Weighting: 1/x, Axis trans: None

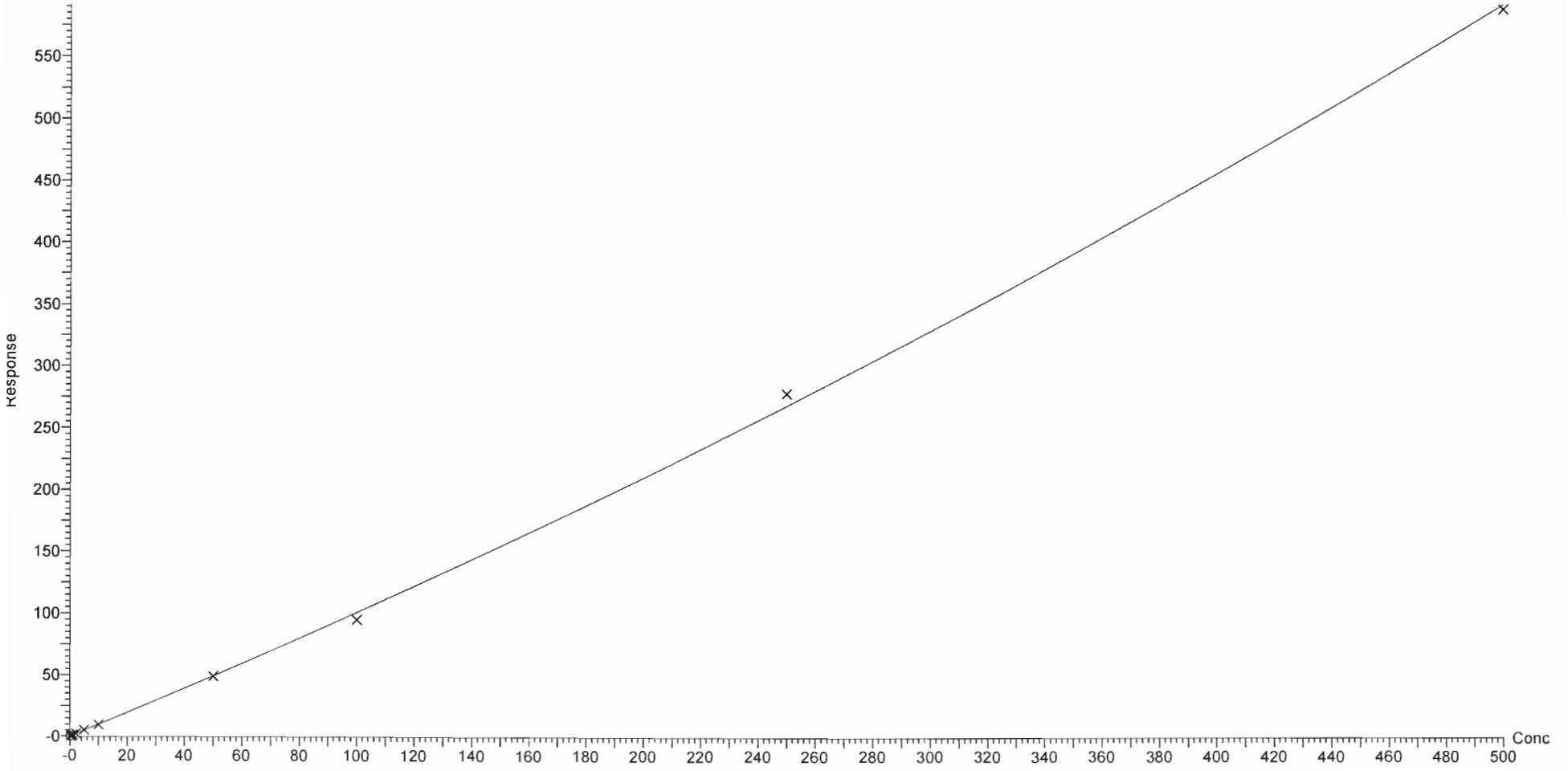

Dataset: F:\Projects\PFAS.PRO\Results\180825M1\180825M1-CRV.qld

Last Altered: Sunday, August 26, 2018 13:06:25 Pacific Daylight Time
Printed: Sunday, August 26, 2018 13:08:05 Pacific Daylight Time

Compound name: PFDA
Coefficient of Determination: R^2 = 0.998909
Calibration curve: -1.68153e-005 * x^2 + 1.21743 * x + 0.104096
Response type: Internal Std (Ref 48), Area * (IS Conc. / IS Area)
Curve type: 2nd Order, Origin: Exclude, Weighting: 1/x, Axis trans: None

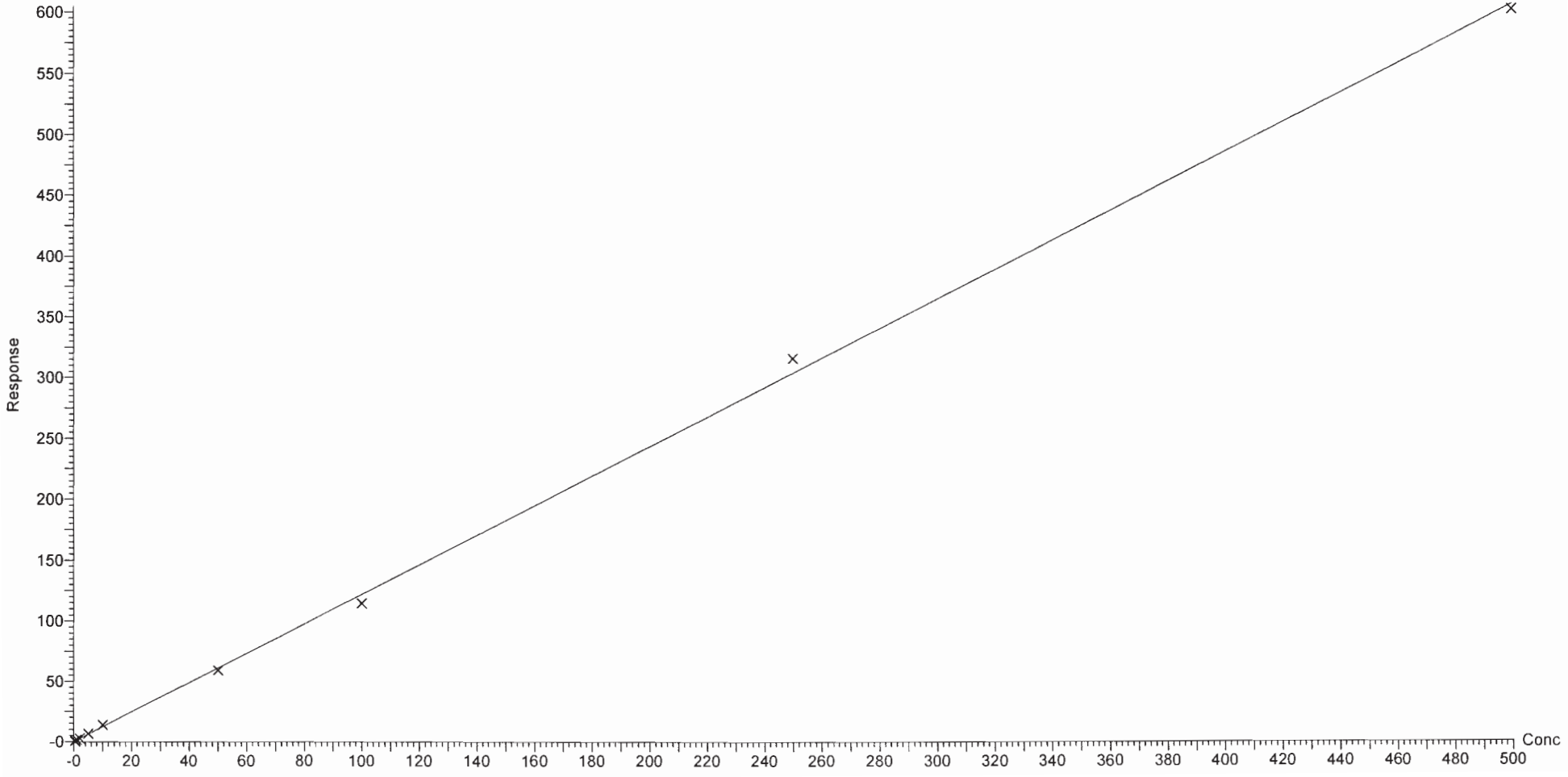

Dataset: F:\Projects\PFAS.PRO\Results\180825M1\180825M1-CRV.qld

Last Altered: Sunday, August 26, 2018 13:06:25 Pacific Daylight Time
Printed: Sunday, August 26, 2018 13:08:05 Pacific Daylight Time

Compound name: 8:2 FTS
Coefficient of Determination: R^2 = 0.999374
Calibration curve: -0.00565394 * x^2 + 1.414 * x + 0.0937769
Response type: Internal Std (Ref 49), Area * (IS Conc. / IS Area)
Curve type: 2nd Order, Origin: Exclude, Weighting: 1/x, Axis trans: None

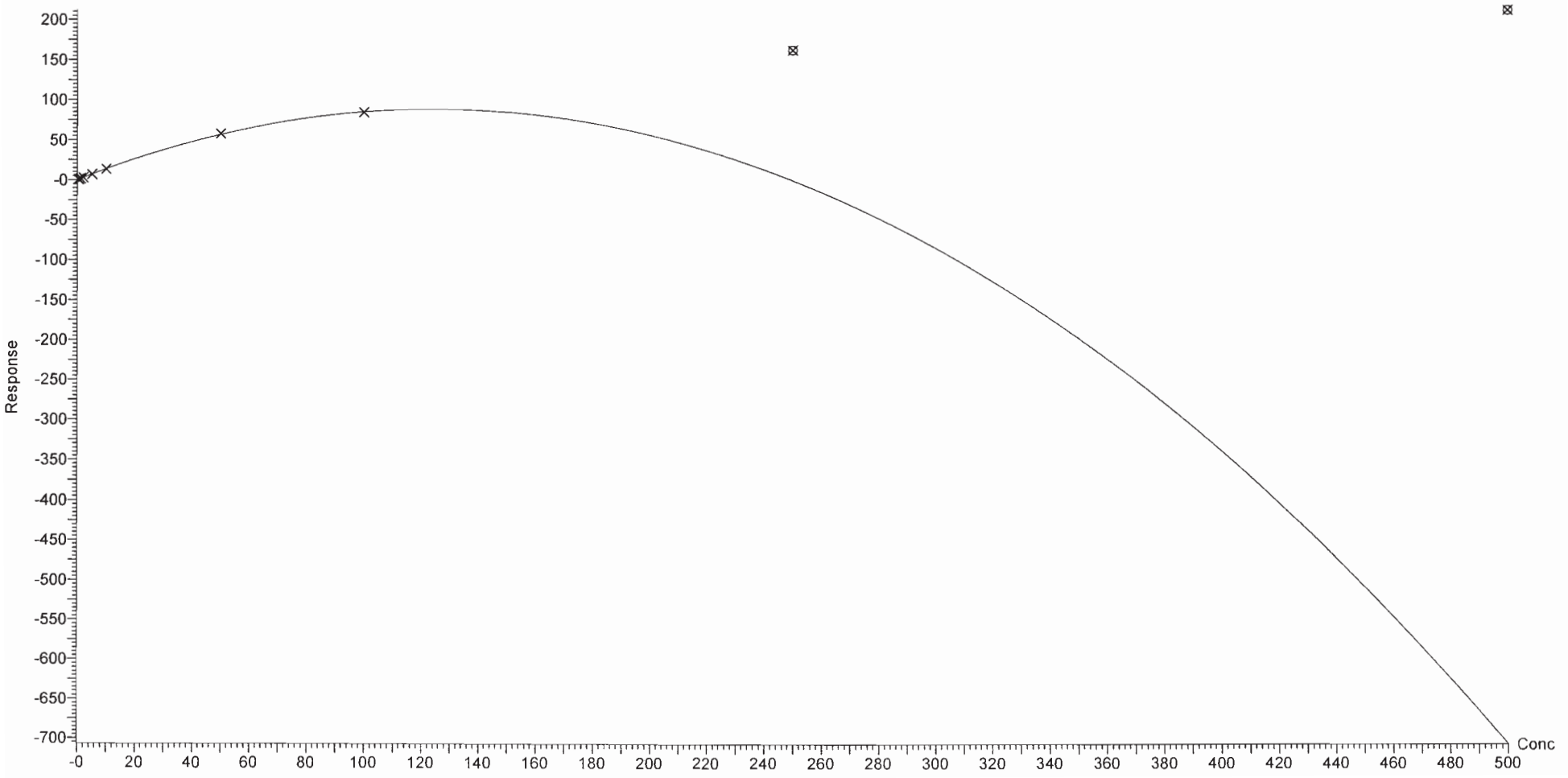

Vista Analytical Laboratory Q1

Dataset: F:\Projects\PFAS.PRO\Results\180825M1\180825M1-CRV.qld

Last Altered: Sunday, August 26, 2018 13:06:25 Pacific Daylight Time
Printed: Sunday, August 26, 2018 13:08:05 Pacific Daylight Time

Compound name: PFNS
Coefficient of Determination: R^2 = 0.999564
Calibration curve: 0.000187511 * x^2 + 0.764159 * x + 0.0402872
Response type: Internal Std (Ref 47), Area * (IS Conc. / IS Area)
Curve type: 2nd Order, Origin: Exclude, Weighting: 1/x, Axis trans: None

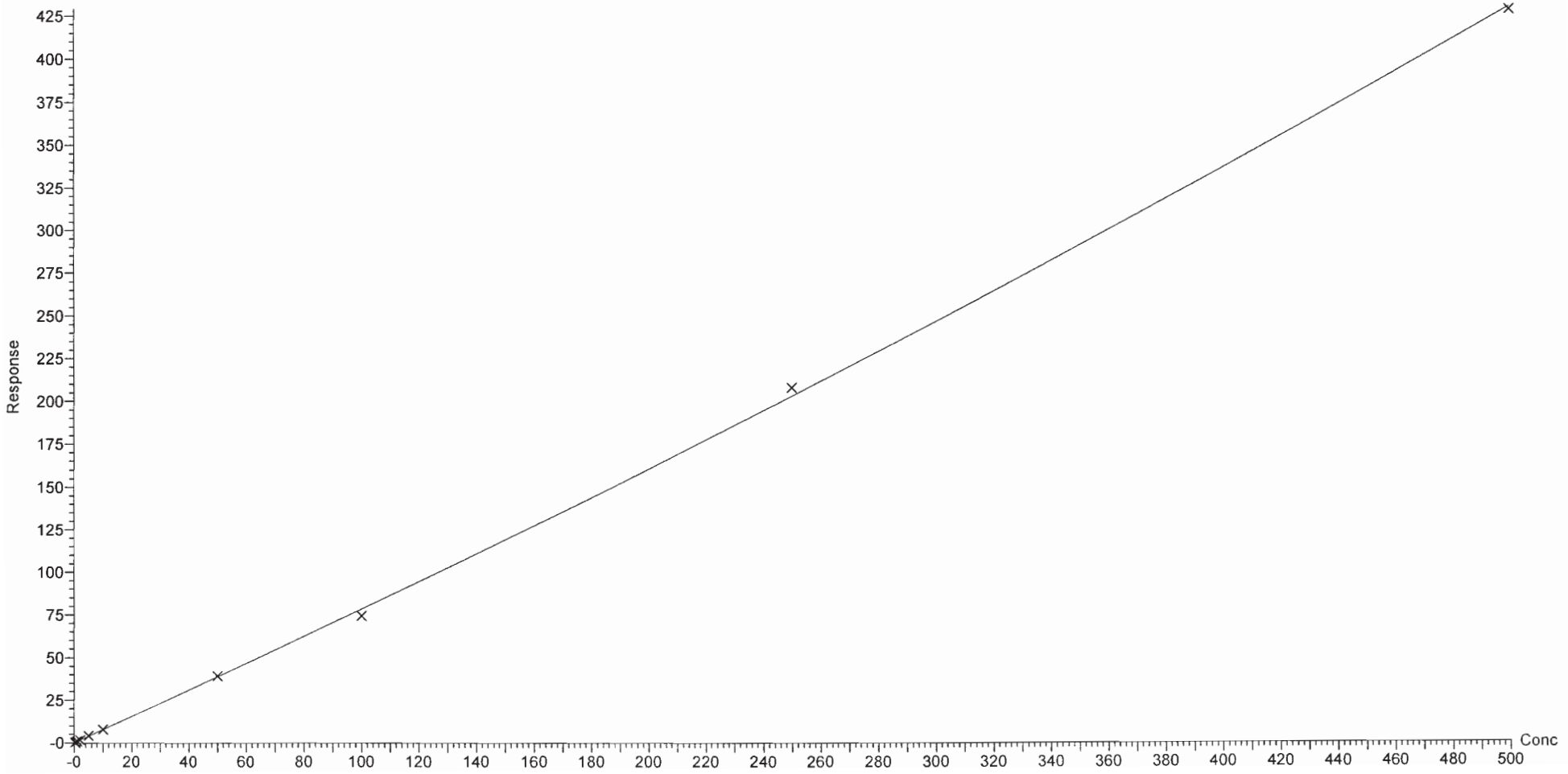

Vista Analytical Laboratory Q1

Dataset: F:\Projects\PFAS.PRO\Results\180825M1\180825M1-CRV.qld

Last Altered: Sunday, August 26, 2018 13:06:25 Pacific Daylight Time
Printed: Sunday, August 26, 2018 13:08:05 Pacific Daylight Time

Compound name: L-MeFOSAA
Coefficient of Determination: R^2 = 0.998420
Calibration curve: -0.000183868 * x^2 + 1.28749 * x + -0.0389104
Response type: Internal Std (Ref 50), Area * (IS Conc. / IS Area)
Curve type: 2nd Order, Origin: Include, Weighting: 1/x, Axis trans: None

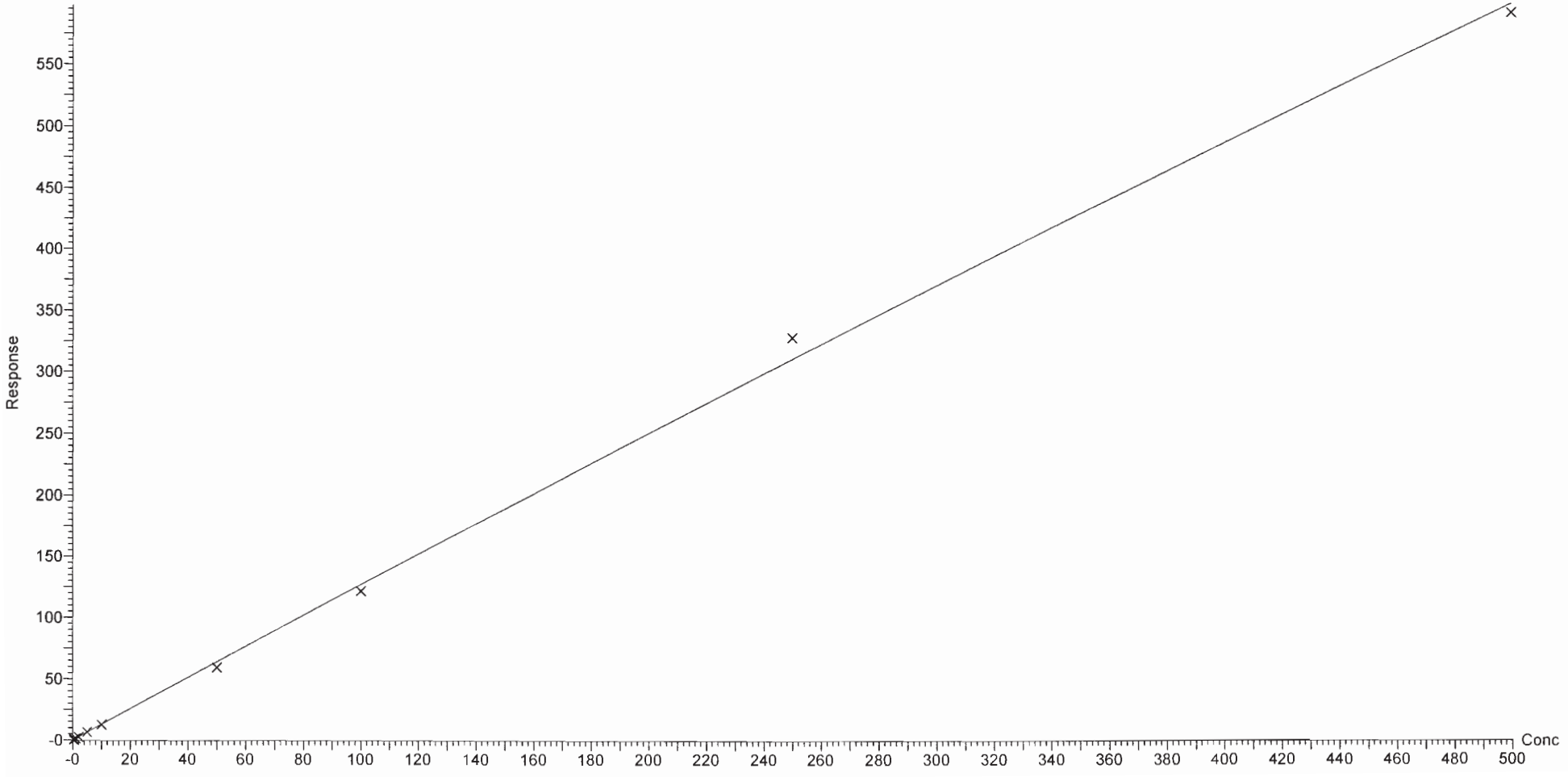

Dataset: F:\Projects\PFAS.PRO\Results\180825M1\180825M1-CRV.qld

Last Altered: Sunday, August 26, 2018 13:06:25 Pacific Daylight Time
Printed: Sunday, August 26, 2018 13:08:05 Pacific Daylight Time

Compound name: L-EtFOSAA
Coefficient of Determination: R^2 = 0.998074
Calibration curve: 0.000128744 * x^2 + 0.976058 * x + -0.0397067
Response type: Internal Std (Ref 52), Area * (IS Conc. / IS Area)
Curve type: 2nd Order, Origin: Exclude, Weighting: 1/x, Axis trans: None

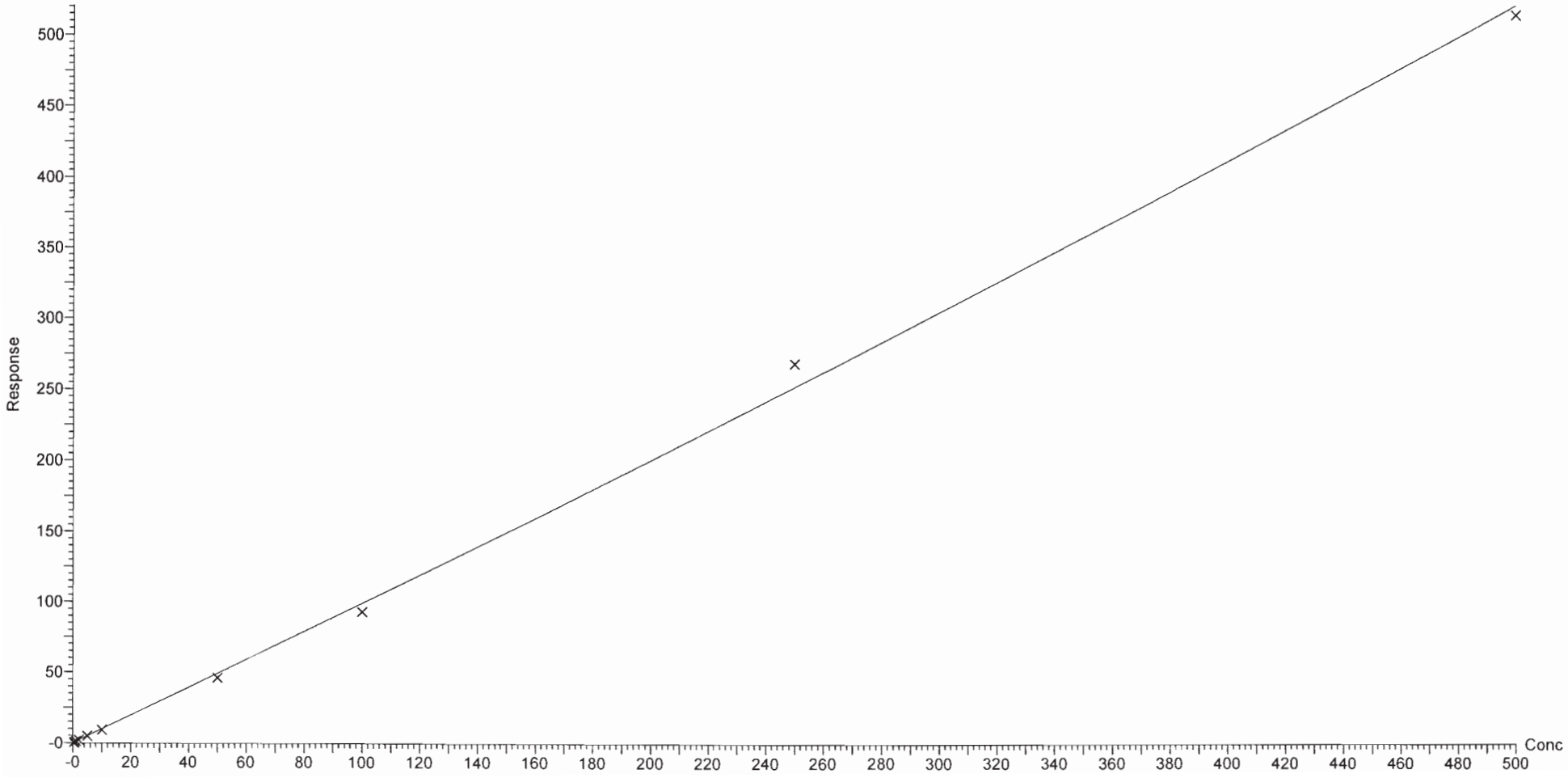

Dataset: F:\Projects\PFAS.PRO\Results\180825M1\180825M1-CRV.qld

Last Altered: Sunday, August 26, 2018 13:06:25 Pacific Daylight Time
Printed: Sunday, August 26, 2018 13:08:11 Pacific Daylight Time

Method: F:\Projects\PFAS.PRO\MethDB\PFAS_FULL_80C_082518.mdb 26 Aug 2018 13:06:23
Calibration: F:\Projects\PFAS.PRO\CurveDB\C18_VAL-PFAS_Q4_08-25-18.cdb 26 Aug 2018 13:06:13

Compound name: PFUdA
Coefficient of Determination: R^2 = 0.997599
Calibration curve: -2.06806e-006 * x^2 + 0.935607 * x + 0.110396
Response type: Internal Std (Ref 51), Area * (IS Conc. / IS Area)
Curve type: 2nd Order, Origin: Exclude, Weighting: 1/x, Axis trans: None

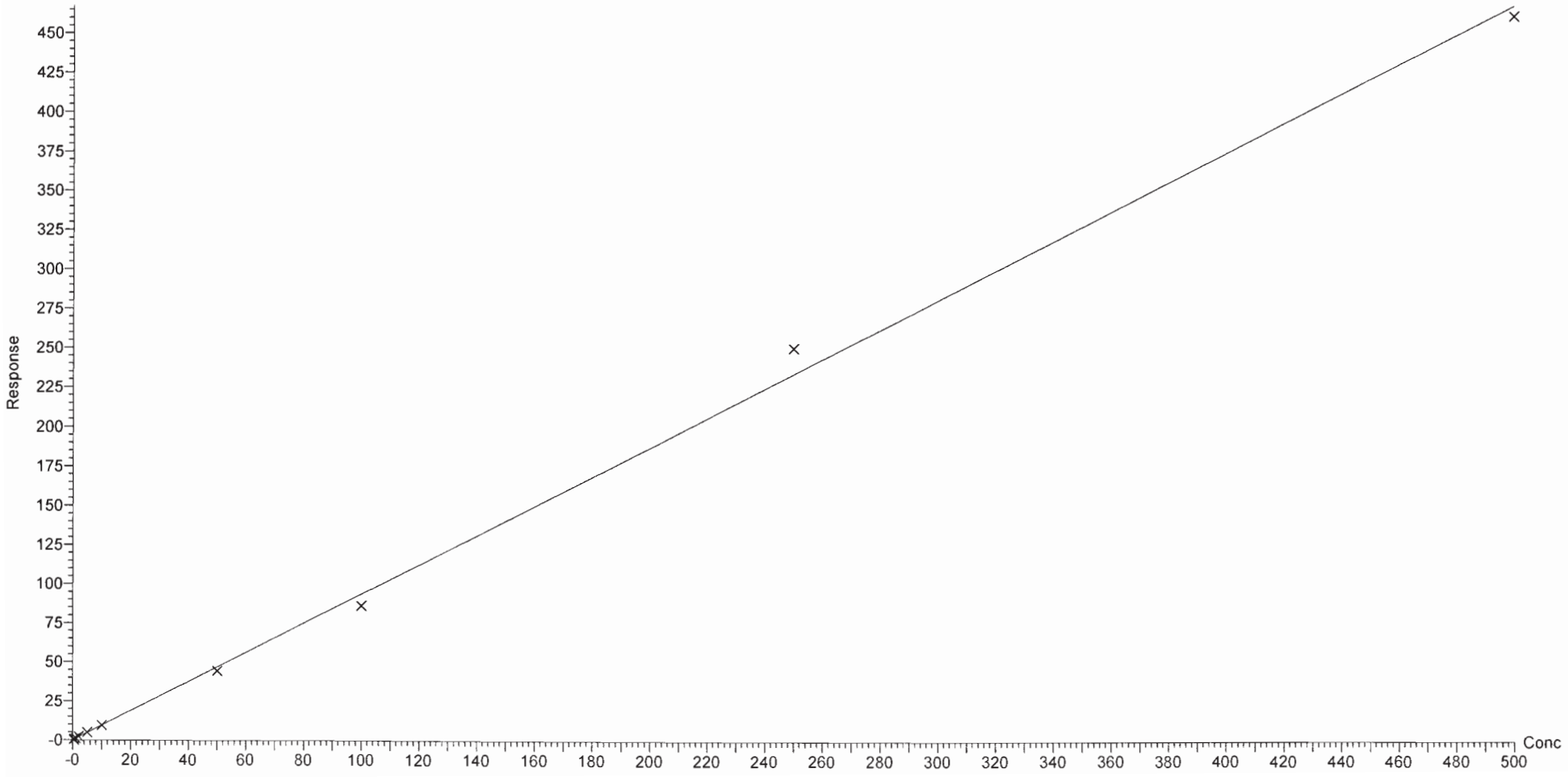

Dataset: F:\Projects\PFAS.PRO\Results\180825M1\180825M1-CRV.qld

Last Altered: Sunday, August 26, 2018 13:06:25 Pacific Daylight Time
Printed: Sunday, August 26, 2018 13:08:11 Pacific Daylight Time

Compound name: PFDS
Coefficient of Determination: R^2 = 0.999713
Calibration curve: 0.000173016 * x^2 + 0.917005 * x + 0.0530279
Response type: Internal Std (Ref 47), Area * (IS Conc. / IS Area)
Curve type: 2nd Order, Origin: Exclude, Weighting: 1/x, Axis trans: None

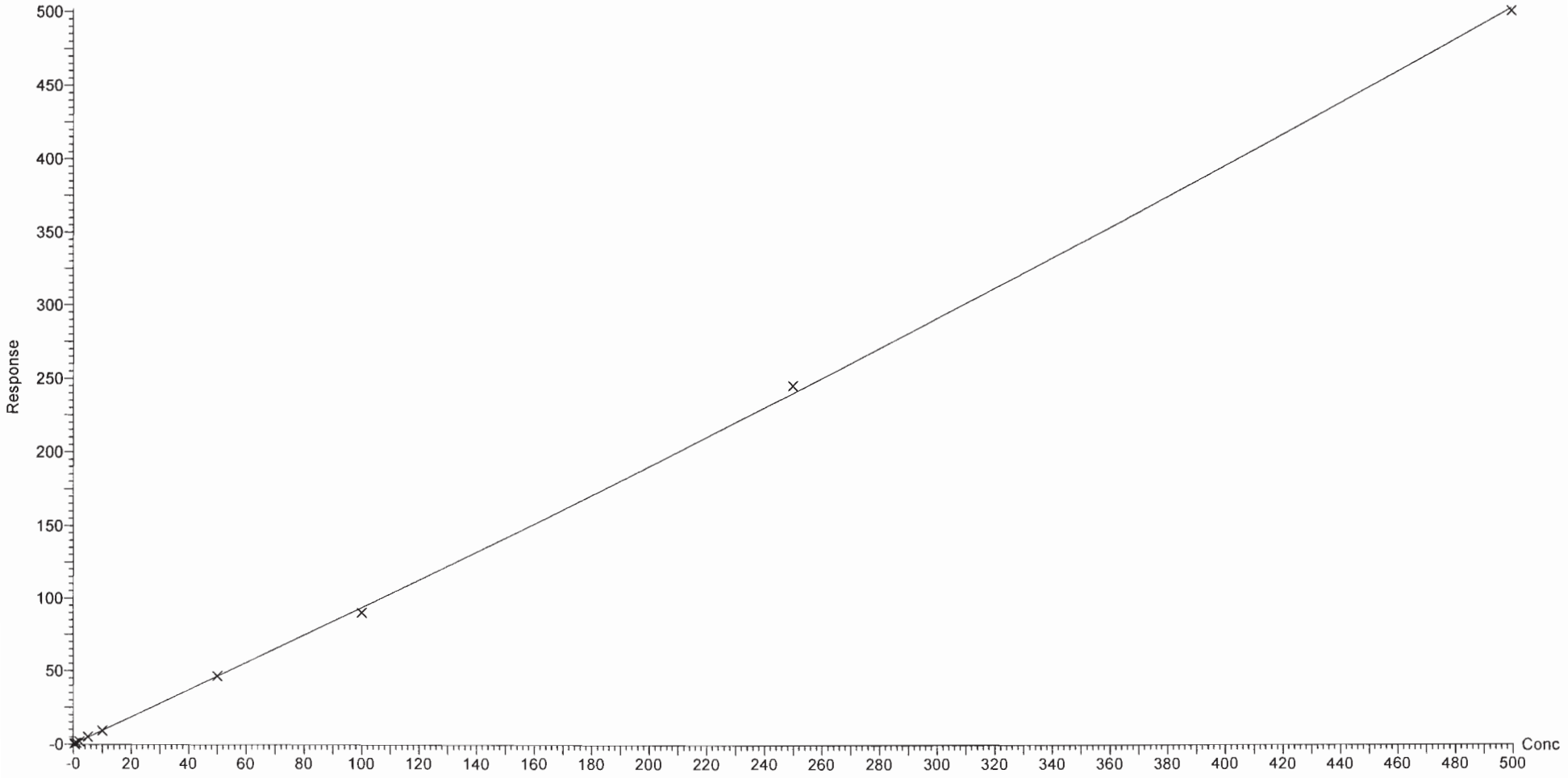

Vista Analytical Laboratory Q1

Dataset: F:\Projects\PFAS.PRO\Results\180825M1\180825M1-CRV.qld

Last Altered: Sunday, August 26, 2018 13:06:25 Pacific Daylight Time
Printed: Sunday, August 26, 2018 13:08:11 Pacific Daylight Time

Compound name: PFDoA
Coefficient of Determination: R^2 = 0.998423
Calibration curve: -3.47143e-005 * x^2 + 1.09278 * x + 0.0282702
Response type: Internal Std (Ref 53), Area * (IS Conc. / IS Area)
Curve type: 2nd Order, Origin: Exclude, Weighting: 1/x, Axis trans: None

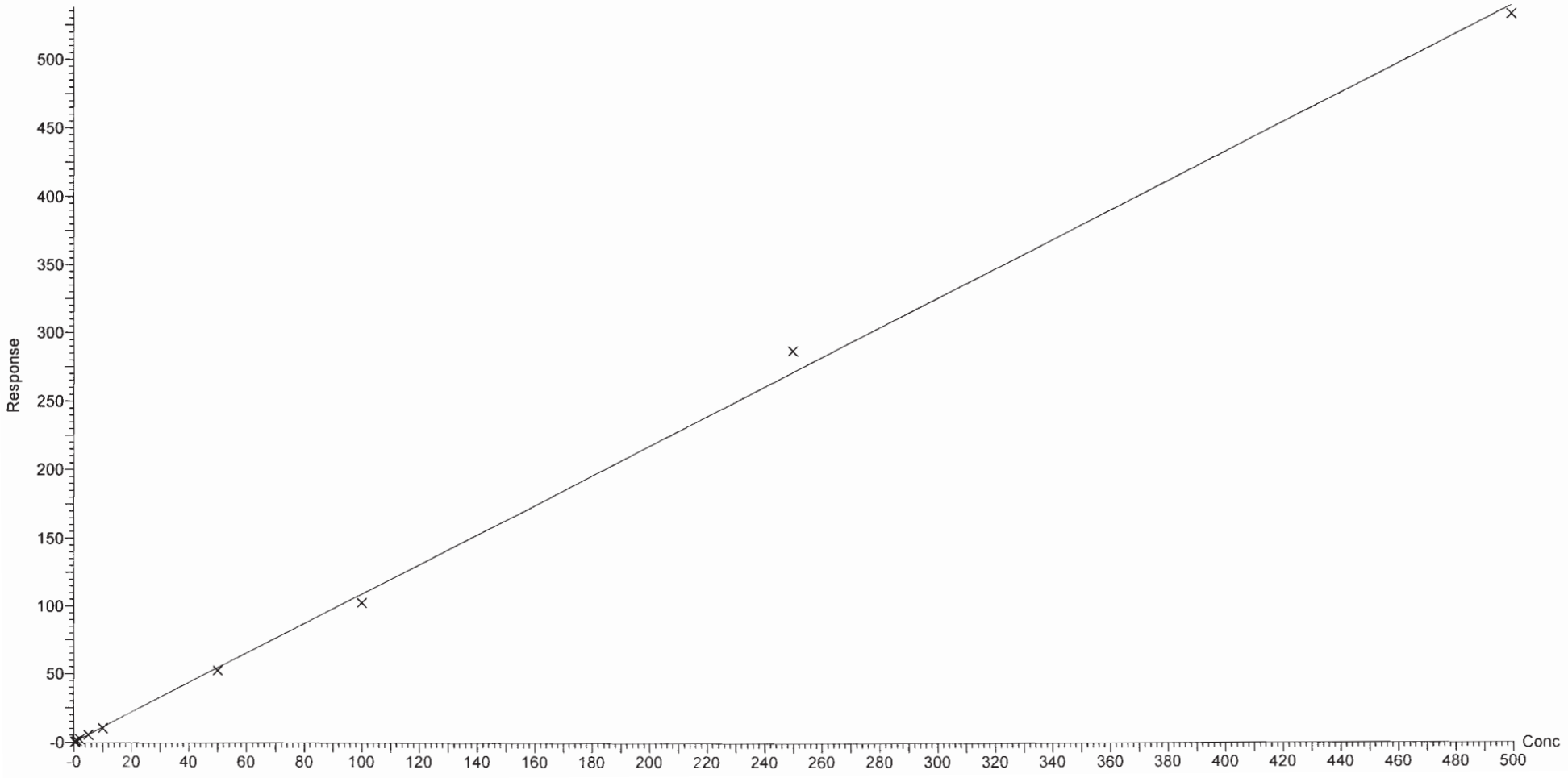

Vista Analytical Laboratory Q1

Dataset: F:\Projects\PFAS.PRO\Results\180825M1\180825M1-CRV.qld

Last Altered: Sunday, August 26, 2018 13:56:38 Pacific Daylight Time
Printed: Sunday, August 26, 2018 13:57:13 Pacific Daylight Time

Method: F:\Projects\PFAS.PRO\MethDB\PFAS_FULL_80C_082518.mdb 26 Aug 2018 13:06:23
Calibration: F:\Projects\PFAS.PRO\CurveDB\C18_VAL-PFAS_Q4_08-25-18.cdb 26 Aug 2018 13:56:38

Compound name: N-MeFOSA
Coefficient of Determination: R^2 = 0.999129
Calibration curve: -5.40052e-005 * x^2 + 0.997561 * x + 0.358081
Response type: Internal Std (Ref 54), Area * (IS Conc. / IS Area)
Curve type: 2nd Order, Origin: Include, Weighting: 1/x, Axis trans: None

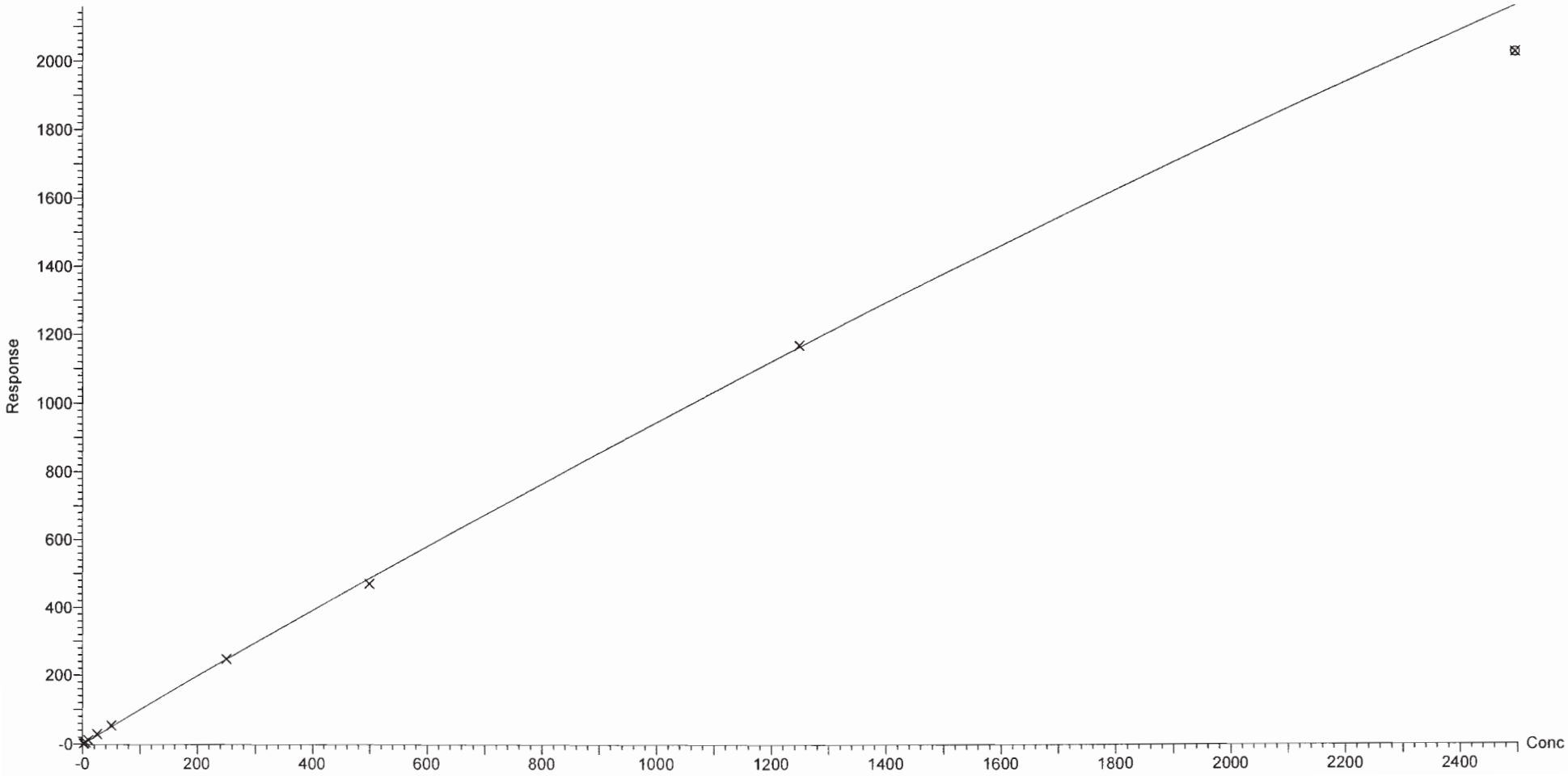

Vista Analytical Laboratory Q1

Dataset: F:\Projects\PFAS.PRO\Results\180825M1\180825M1-CRV.qld

Last Altered: Sunday, August 26, 2018 13:06:25 Pacific Daylight Time
Printed: Sunday, August 26, 2018 13:08:11 Pacific Daylight Time

Compound name: PFTrDA
Coefficient of Determination: R^2 = 0.998011
Calibration curve: -9.96252e-005 * x^2 + 1.13656 * x + 0.0423914
Response type: Internal Std (Ref 53), Area * (IS Conc. / IS Area)
Curve type: 2nd Order, Origin: Exclude, Weighting: 1/x, Axis trans: None

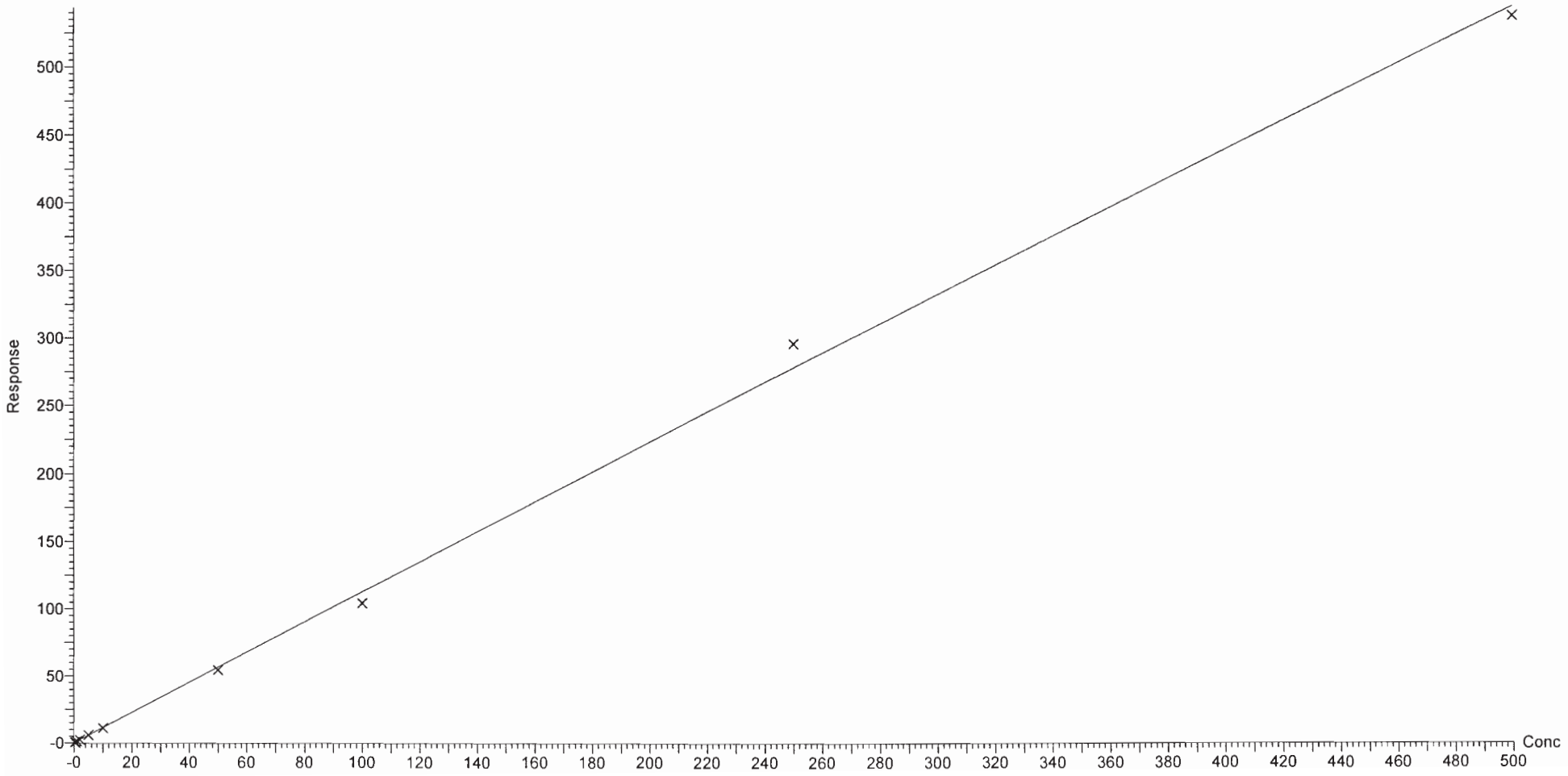

Dataset: F:\Projects\PFAS.PRO\Results\180825M1\180825M1-CRV.qld

Last Altered: Sunday, August 26, 2018 13:06:25 Pacific Daylight Time
Printed: Sunday, August 26, 2018 13:08:11 Pacific Daylight Time

Compound name: PFTeDA
Coefficient of Determination: R^2 = 0.999104
Calibration curve: -0.000166649 * x^2 + 1.29343 * x + 0.120523
Response type: Internal Std (Ref 55), Area * (IS Conc. / IS Area)
Curve type: 2nd Order, Origin: Exclude, Weighting: 1/x, Axis trans: None

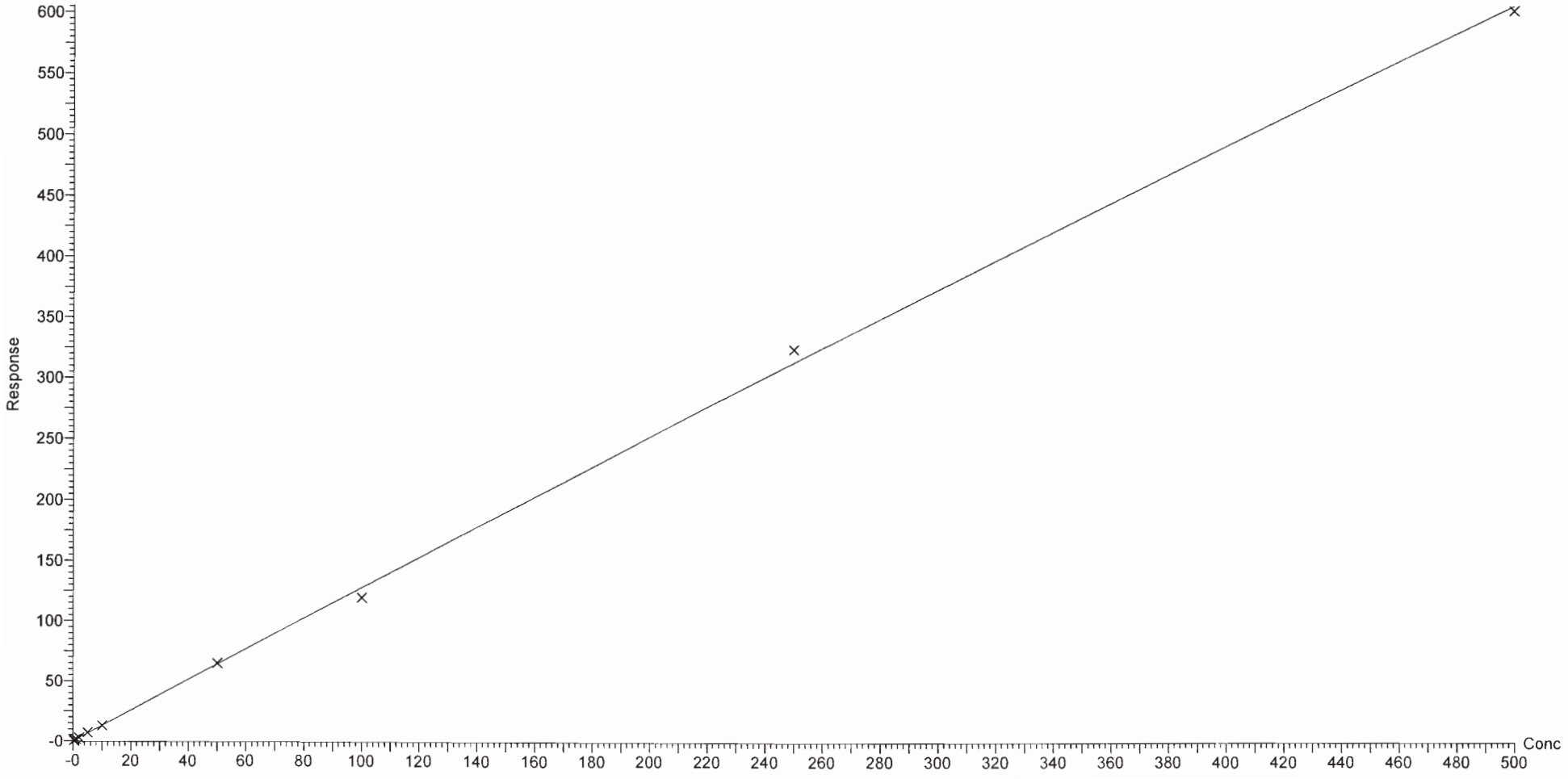

Dataset: F:\Projects\PFAS.PRO\Results\180825M1\180825M1-CRV.qld

Last Altered: Sunday, August 26, 2018 13:06:25 Pacific Daylight Time
Printed: Sunday, August 26, 2018 13:08:11 Pacific Daylight Time

Compound name: N-EtFOSA
Coefficient of Determination: R^2 = 0.999502
Calibration curve: -2.75571e-005 * x^2 + 0.936004 * x + 0.258395
Response type: Internal Std (Ref 56), Area * (IS Conc. / IS Area)
Curve type: 2nd Order, Origin: Exclude, Weighting: 1/x, Axis trans: None

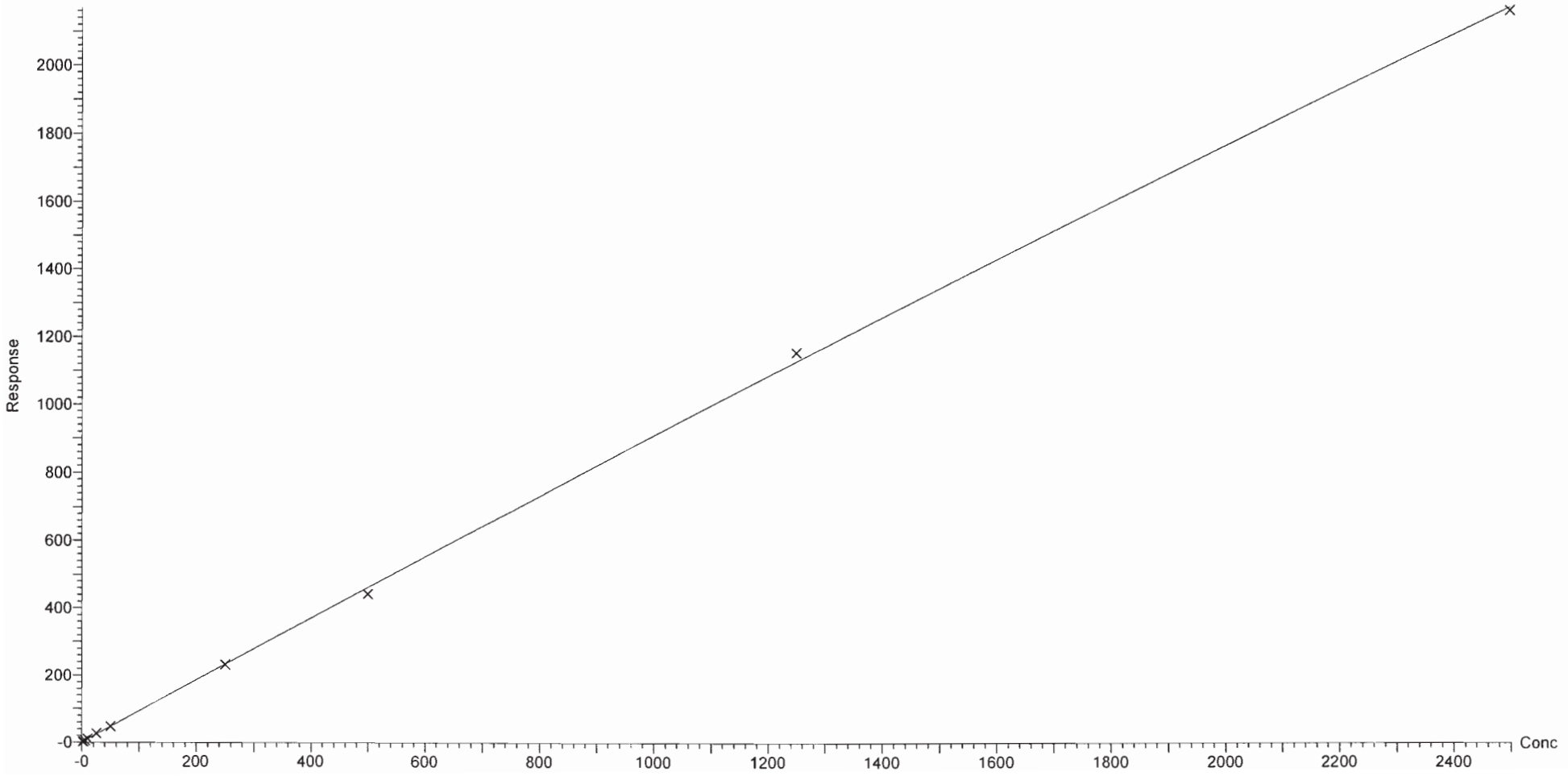

Dataset: F:\Projects\PFAS.PRO\Results\180825M1\180825M1-CRV.qld

Last Altered: Sunday, August 26, 2018 13:06:25 Pacific Daylight Time
Printed: Sunday, August 26, 2018 13:08:11 Pacific Daylight Time

Compound name: PFHxDA
Coefficient of Determination: R^2 = 0.999884
Calibration curve: -0.000167527 * x^2 + 0.655045 * x + 0.086491
Response type: Internal Std (Ref 57), Area * (IS Conc. / IS Area)
Curve type: 2nd Order, Origin: Exclude, Weighting: 1/x, Axis trans: None

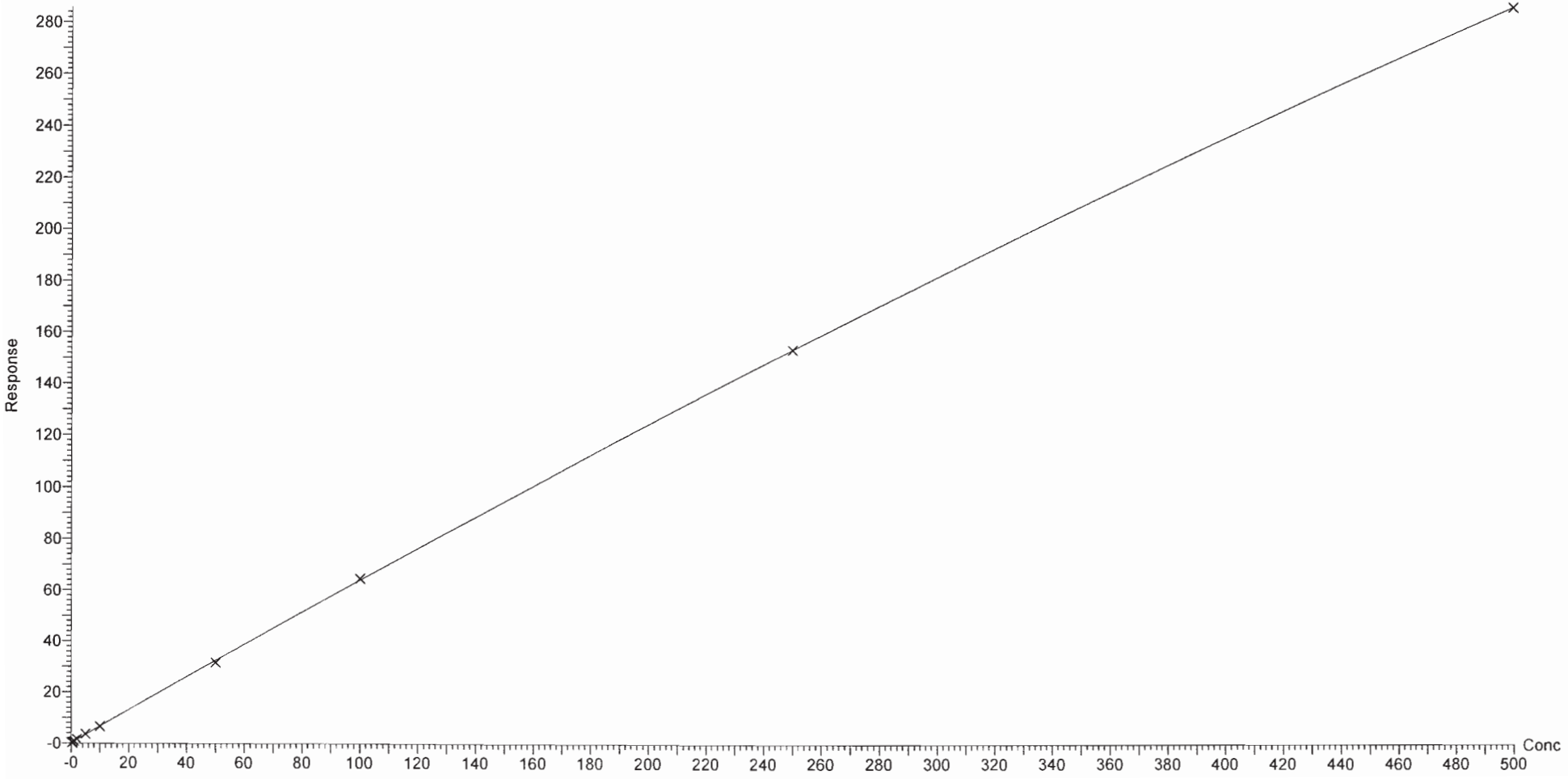

Dataset: F:\Projects\PFAS.PRO\Results\180825M1\180825M1-CRV.qld

Last Altered: Sunday, August 26, 2018 13:06:25 Pacific Daylight Time
Printed: Sunday, August 26, 2018 13:08:11 Pacific Daylight Time

Compound name: PFODA
Coefficient of Determination: R^2 = 0.999417
Calibration curve: -0.000192843 * x^2 + 0.82774 * x + 0.0187329
Response type: Internal Std (Ref 57), Area * (IS Conc. / IS Area)
Curve type: 2nd Order, Origin: Include, Weighting: 1/x, Axis trans: None

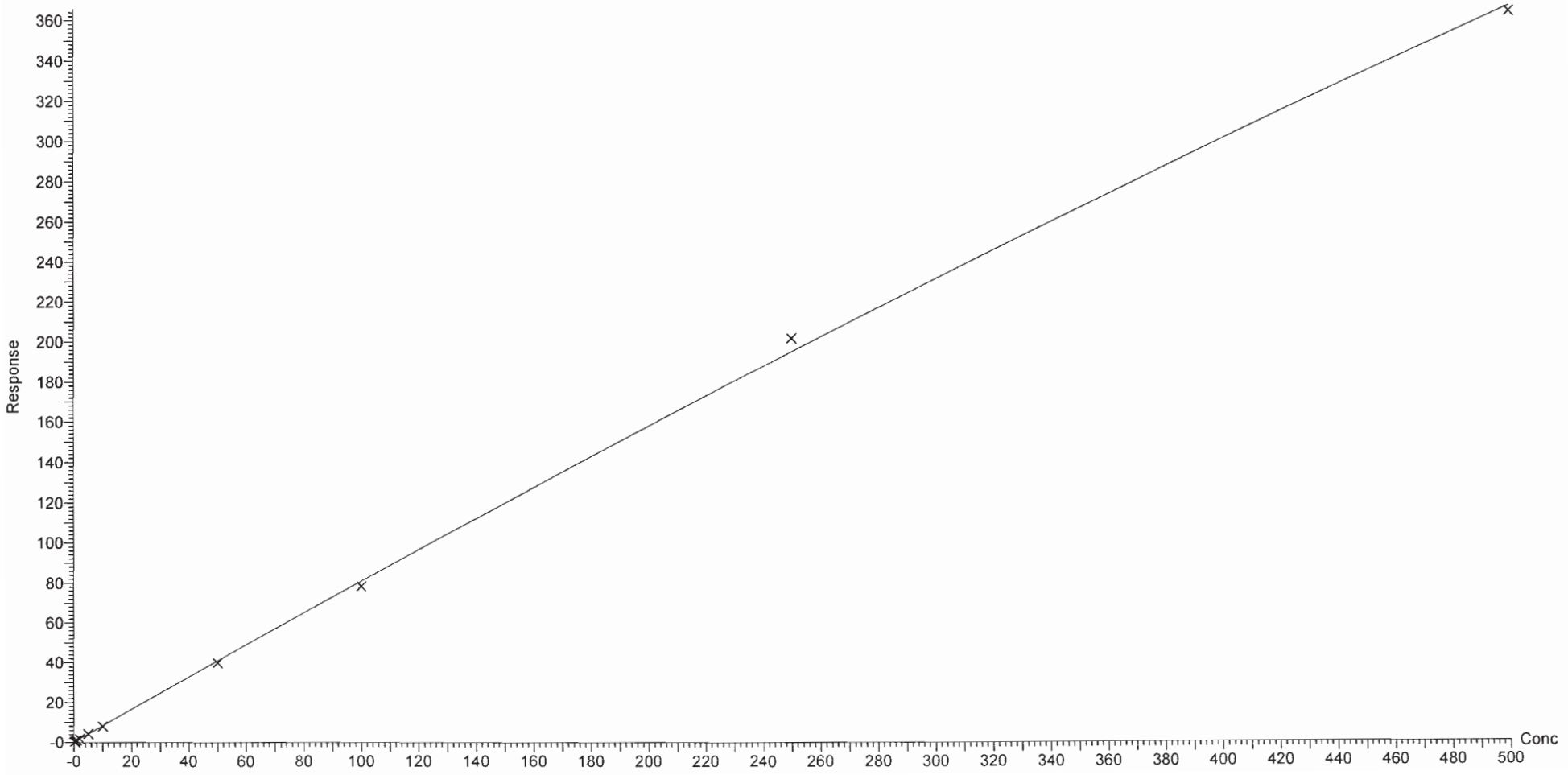

Dataset: F:\Projects\PFAS.PRO\Results\180825M1\180825M1-CRV.qld

Last Altered: Sunday, August 26, 2018 13:56:38 Pacific Daylight Time
Printed: Sunday, August 26, 2018 13:57:13 Pacific Daylight Time

Compound name: N-MeFOSE
Coefficient of Determination: R^2 = 0.999826
Calibration curve: 8.69533e-005 * x^2 + 0.96708 * x + 0.379389
Response type: Internal Std (Ref 58), Area * (IS Conc. / IS Area)
Curve type: 2nd Order, Origin: Exclude, Weighting: 1/x, Axis trans: None

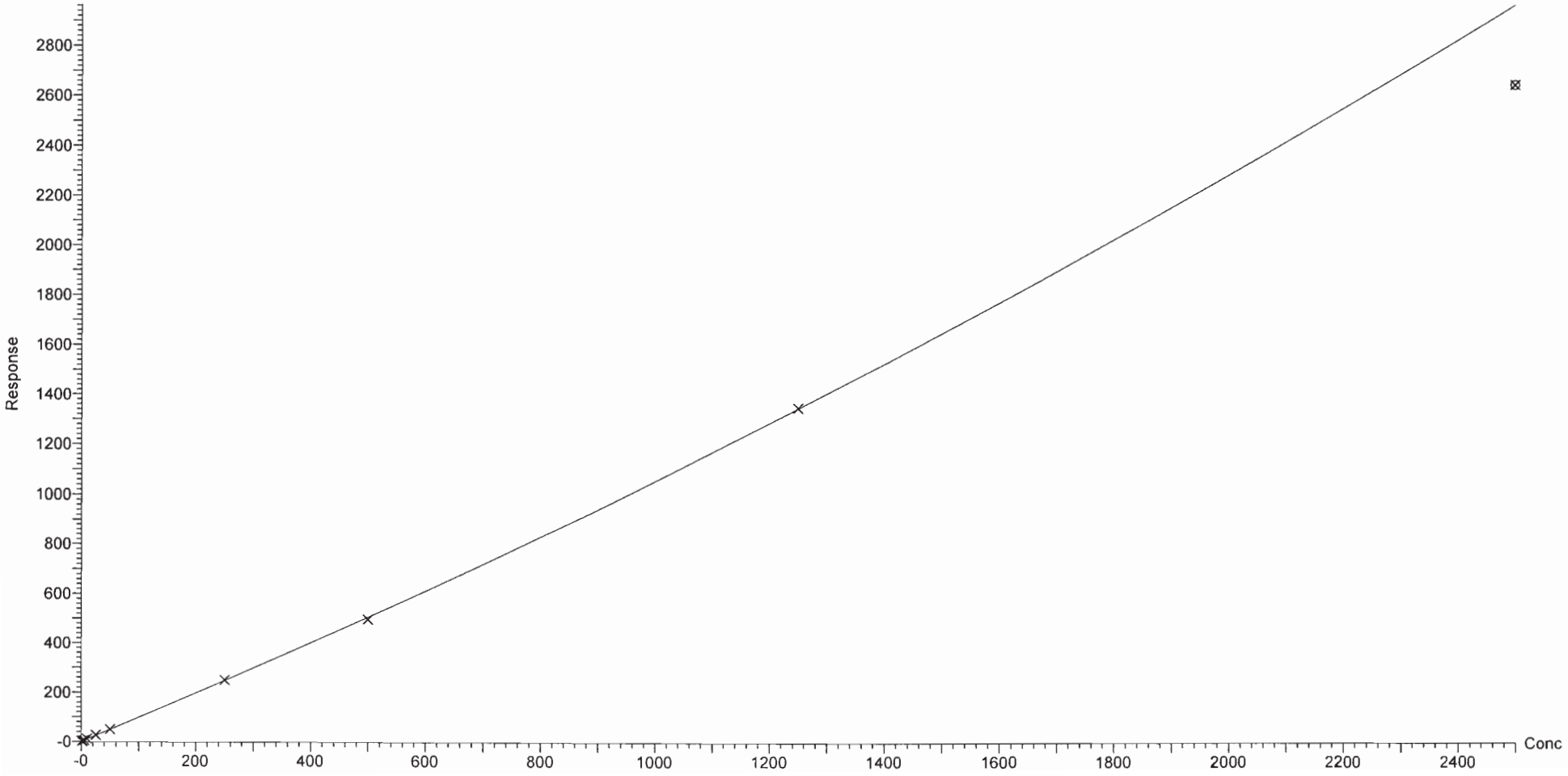

Vista Analytical Laboratory Q1

Dataset: F:\Projects\PFAS.PRO\Results\180825M1\180825M1-CRV.qld

Last Altered: Sunday, August 26, 2018 13:56:38 Pacific Daylight Time
Printed: Sunday, August 26, 2018 13:57:13 Pacific Daylight Time

Compound name: N-EtFOSE
Coefficient of Determination: R^2 = 0.999708
Calibration curve: 0.000128234 * x^2 + 1.0882 * x + 0.41178
Response type: Internal Std (Ref 59), Area * (IS Conc. / IS Area)
Curve type: 2nd Order, Origin: Exclude, Weighting: 1/x, Axis trans: None

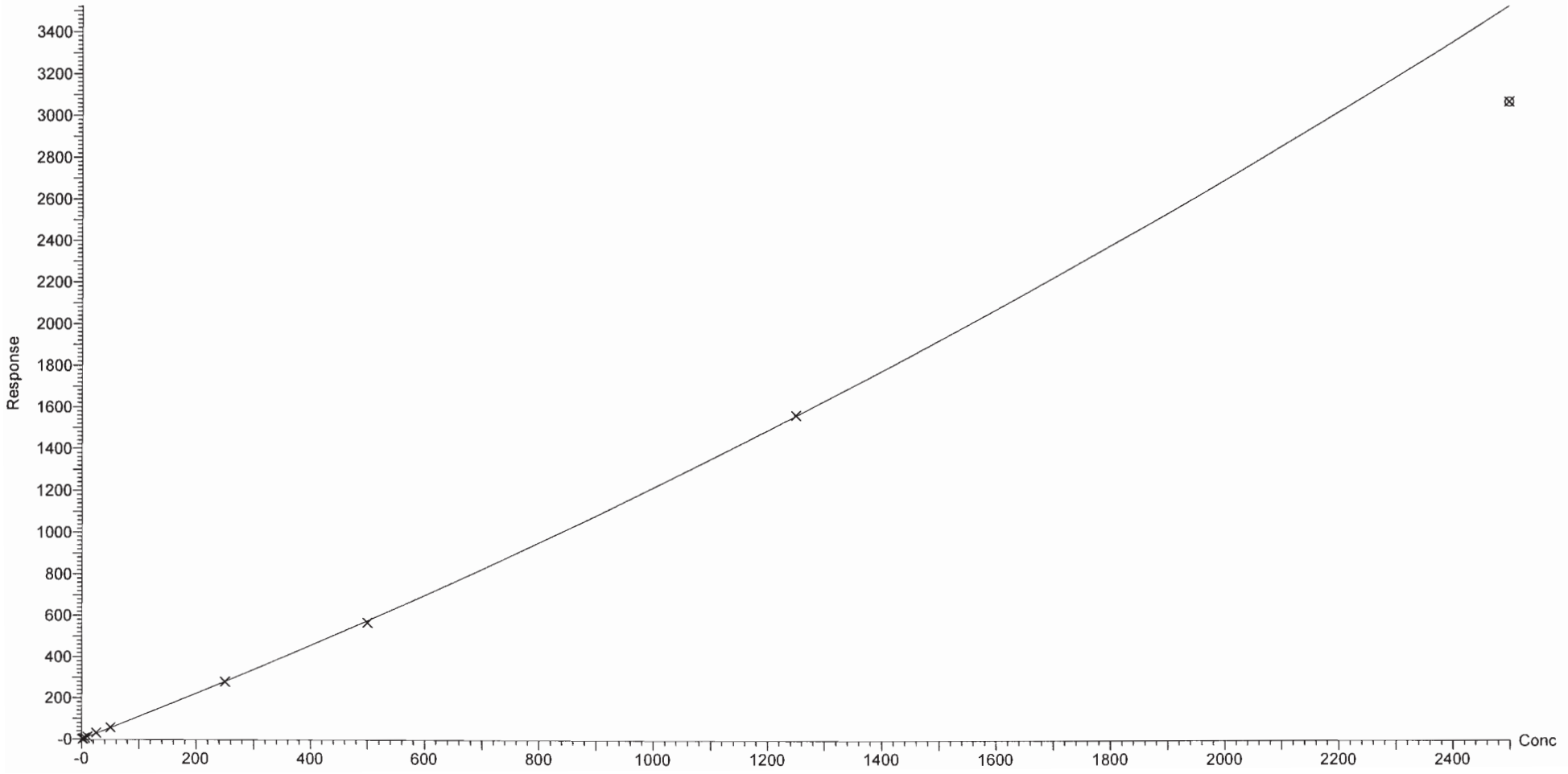

Dataset: F:\Projects\PFAS.PRO\Results\180825M1\180825M1-CRV.qld

Last Altered: Sunday, August 26, 2018 12:56:43 Pacific Daylight Time
Printed: Sunday, August 26, 2018 12:58:22 Pacific Daylight Time

Method: F:\Projects\PFAS.PRO\MethDB\PFAS_FULL_80C_082518.mdb 26 Aug 2018 10:52:58
Calibration: 26 Aug 2018 12:56:43

Name: 180825M1_2, Date: 25-Aug-2018, Time: 13:42:57, ID: ST180825M1-1 PFC CS-2 18H2102, Description: PFC CS-2 18H2102

PFBA

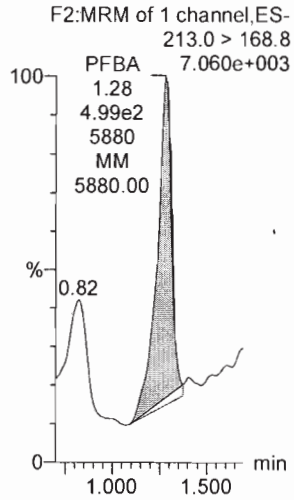

PFPeA

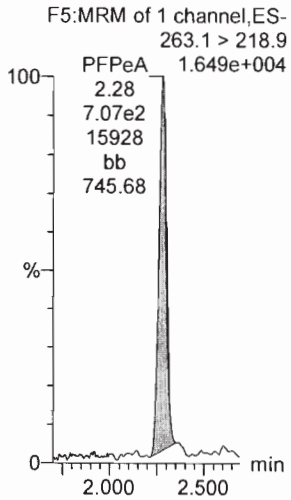

PFBS

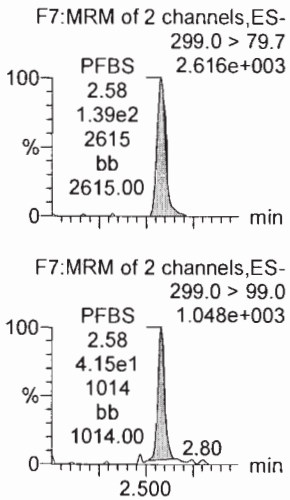

4:2 FTS

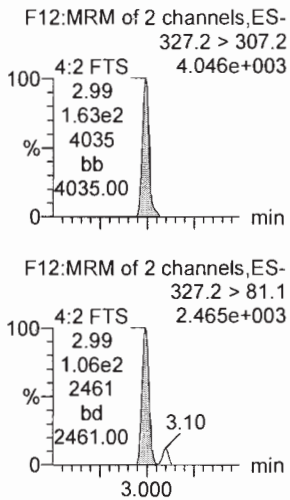

PFHxA

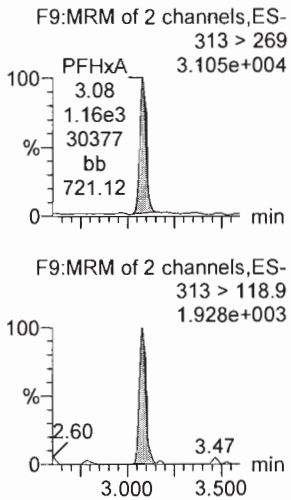

PFPeS

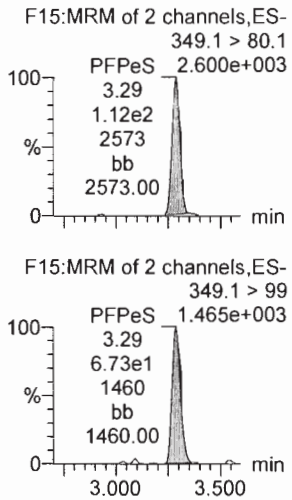

13C3-PFBA

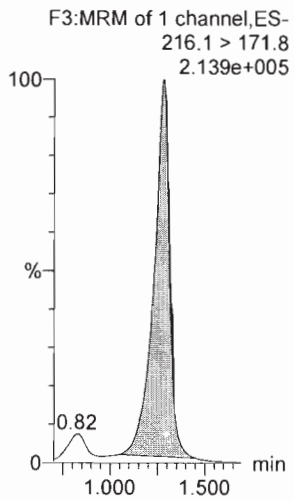

13C3-PFPeA

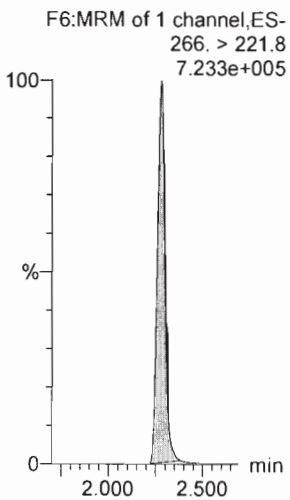

13C3-PFBS

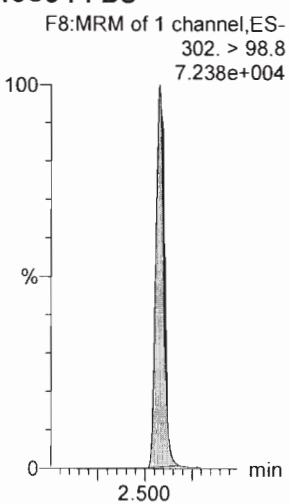

13C2-4:2 FTS

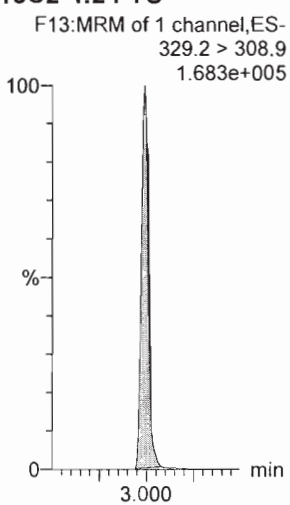

13C2-PFHxA

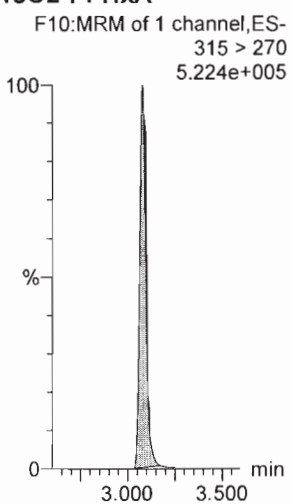

13C3-PFBS

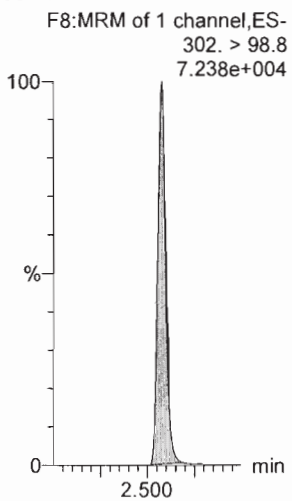

Dataset: F:\Projects\PFAS.PRO\Results\180825M1\180825M1-CRV.qld

Last Altered: Sunday, August 26, 2018 12:56:43 Pacific Daylight Time
Printed: Sunday, August 26, 2018 12:58:22 Pacific Daylight Time

Name: 180825M1_2, Date: 25-Aug-2018, Time: 13:42:57, ID: ST180825M1-1 PFC CS-2 18H2102, Description: PFC CS-2 18H2102

6:2 FTS

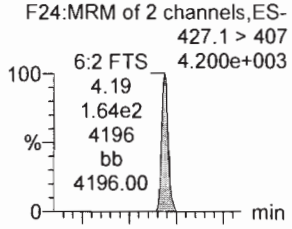

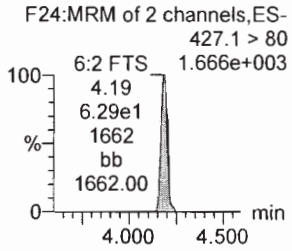

PFHpA

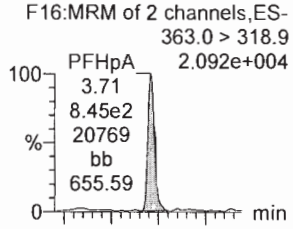

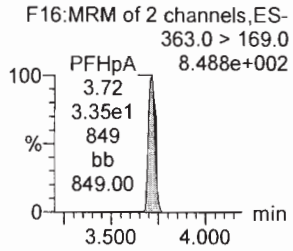

L-PFHxS

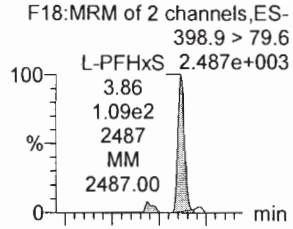

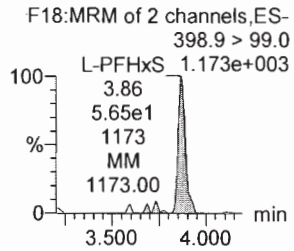

L-PFOA

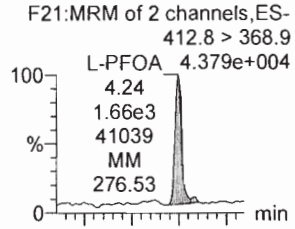

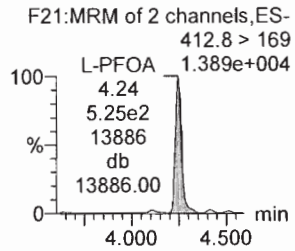

PFHpS

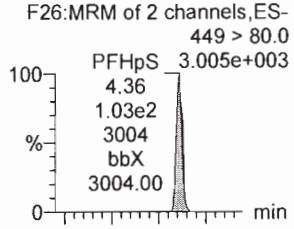

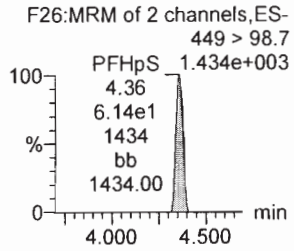

PFNA

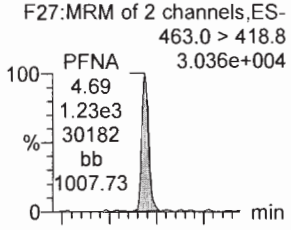

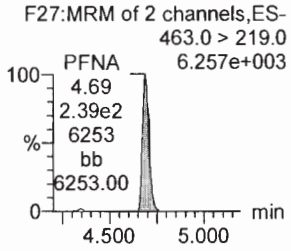

13C2-6:2 FTS

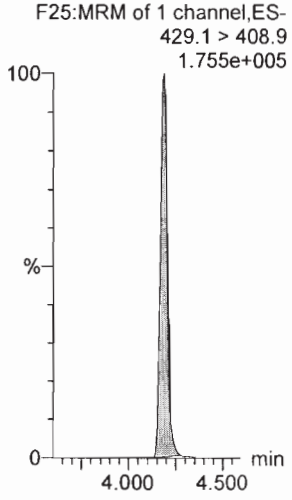

13C4-PFHpA

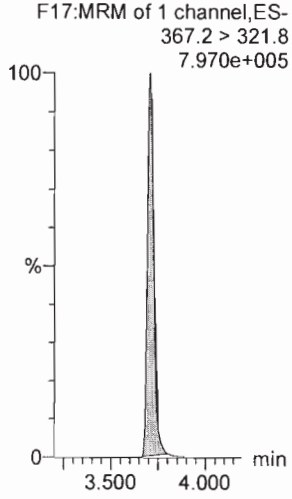

18O2-PFHxS

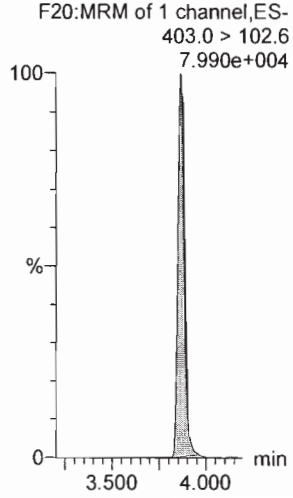

13C2-PFOA

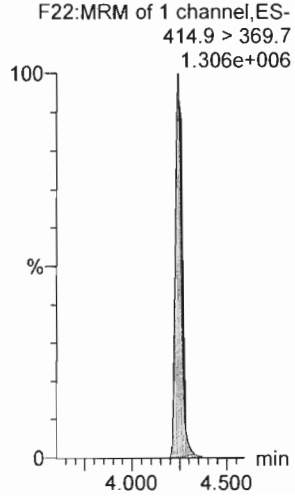

13C8-PFOS

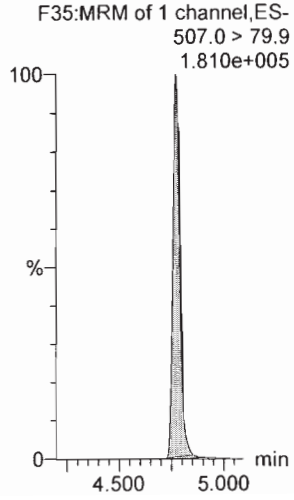

13C5-PFNA

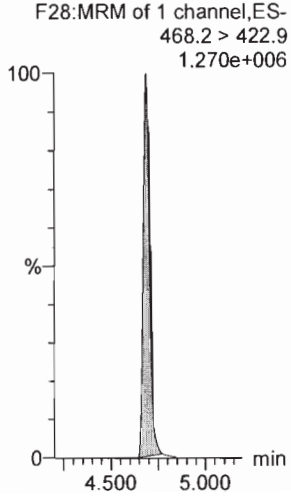

Dataset: F:\Projects\PFAS.PRO\Results\180825M1\180825M1-CRV.qld

Last Altered: Sunday, August 26, 2018 12:56:43 Pacific Daylight Time
Printed: Sunday, August 26, 2018 12:58:22 Pacific Daylight Time

Name: 180825M1_2, Date: 25-Aug-2018, Time: 13:42:57, ID: ST180825M1-1 PFC CS-2 18H2102, Description: PFC CS-2 18H2102

PFOSA

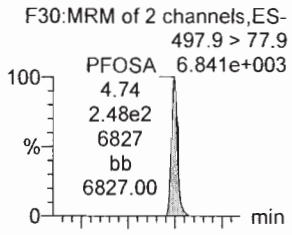

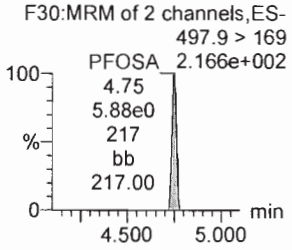

L-PFOS

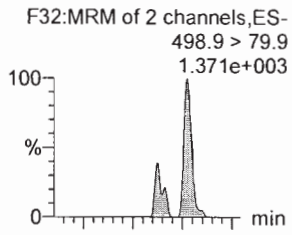

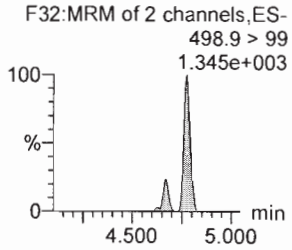

PFDA

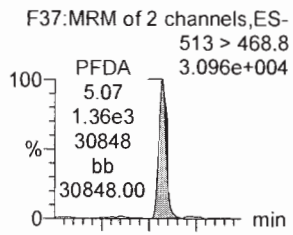

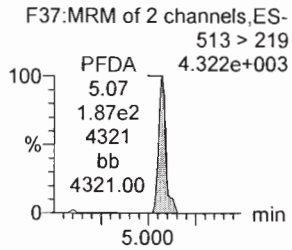

8:2 FTS

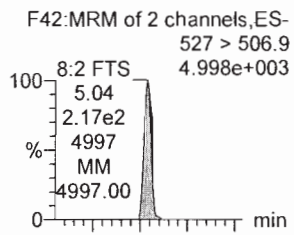

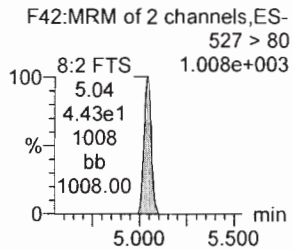

PFNS

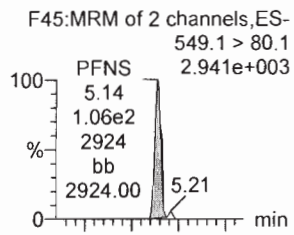

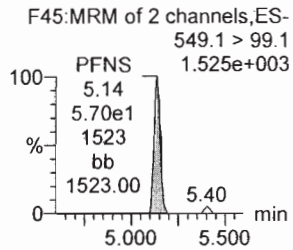

L-MeFOSAA

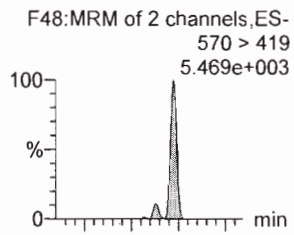

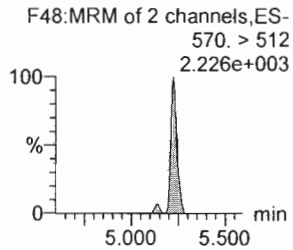

13C8-PFOSA

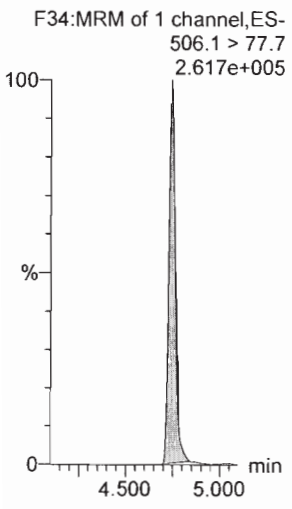

13C8-PFOS

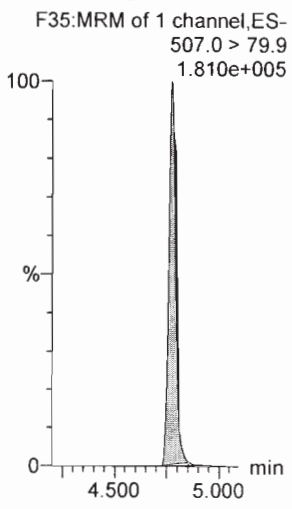

13C2-PFDA

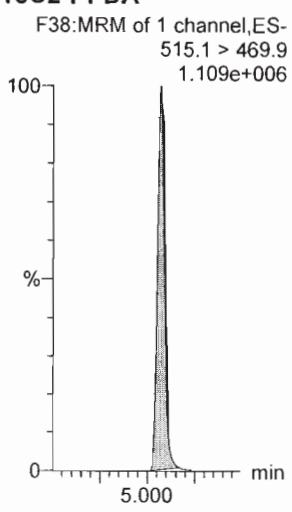

13C2-8:2 FTS

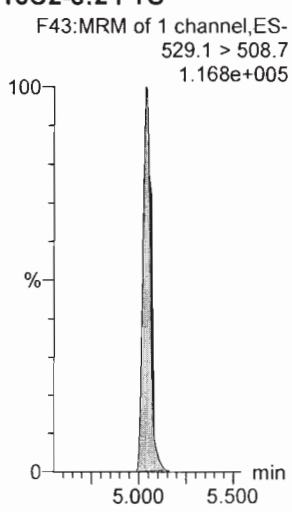

13C8-PFOS

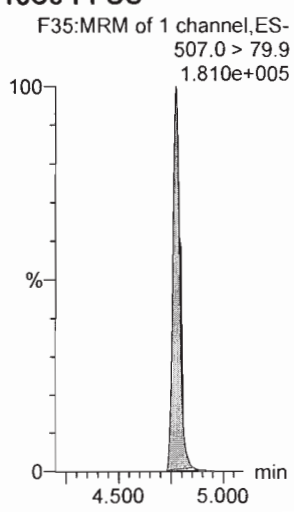

d3-N-MeFOSAA

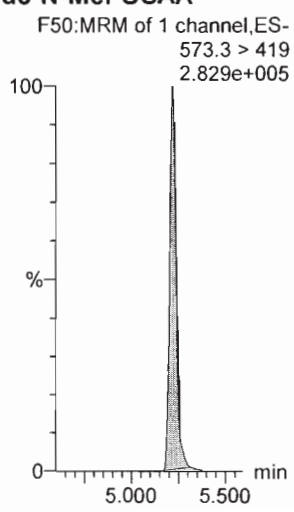

Dataset: F:\Projects\PFAS.PRO\Results\180825M1\180825M1-CRV.qld

Last Altered: Sunday, August 26, 2018 12:56:43 Pacific Daylight Time
Printed: Sunday, August 26, 2018 12:58:22 Pacific Daylight Time

Name: 180825M1_2, Date: 25-Aug-2018, Time: 13:42:57, ID: ST180825M1-1 PFC CS-2 18H2102, Description: PFC CS-2 18H2102

L-EtFOSAA

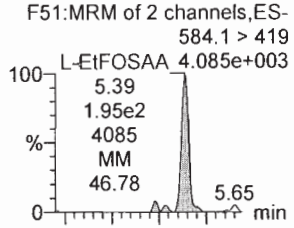

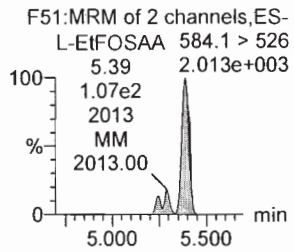

PFDoA

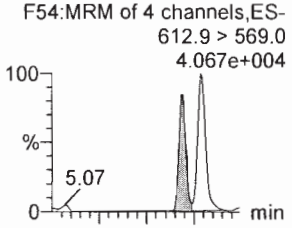

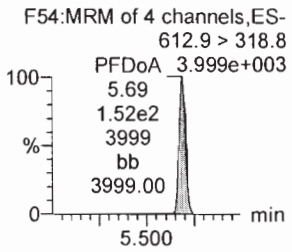

PFDS

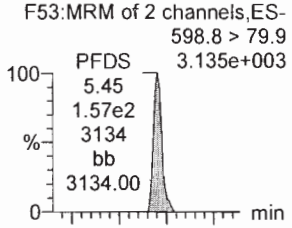

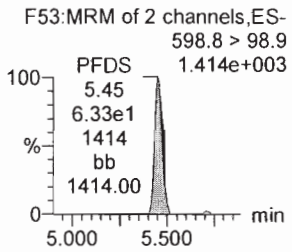

PFUdA

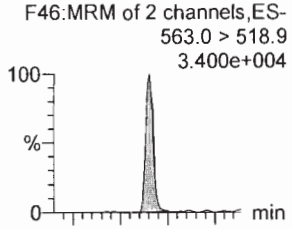

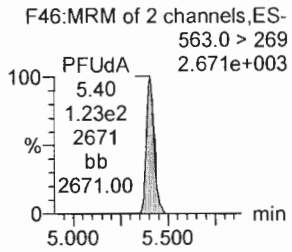

N-MeFOSA

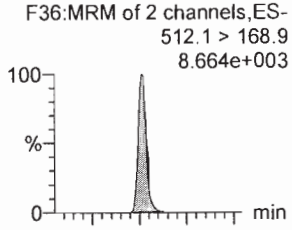

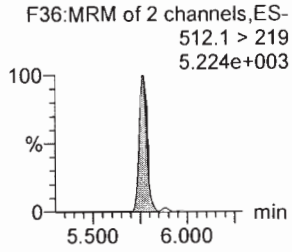

PFTrDA

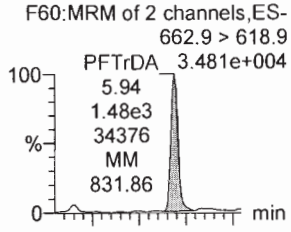

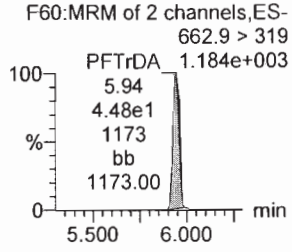

d5-N-EtFOSAA

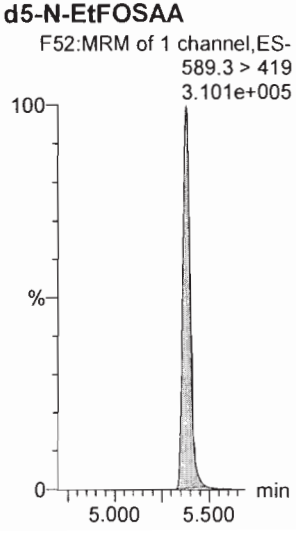

13C2-PFDoA

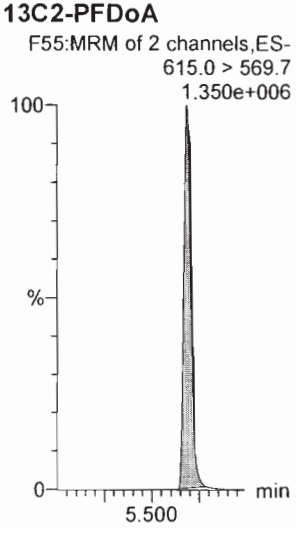

13C8-PFOS

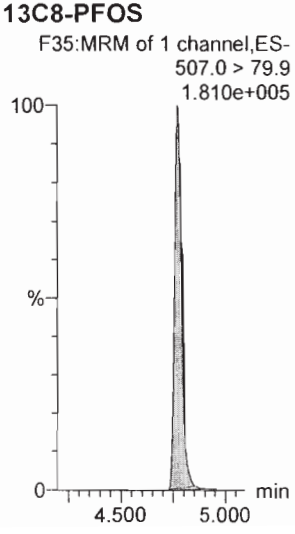

13C2-PFUdA

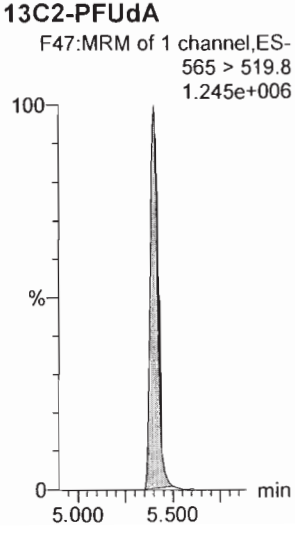

d3-N-MeFOSA

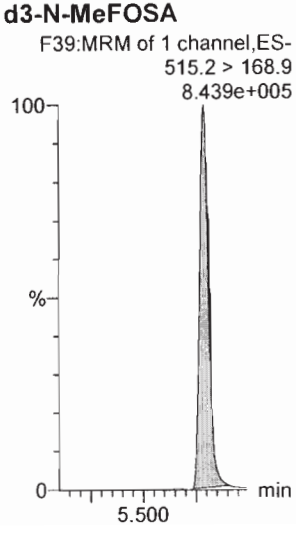

13C2-PFDoA

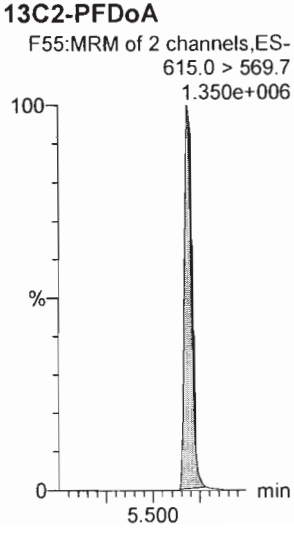

Dataset: F:\Projects\PFAS.PRO\Results\180825M1\180825M1-CRV.qld

Last Altered: Sunday, August 26, 2018 12:56:43 Pacific Daylight Time
Printed: Sunday, August 26, 2018 12:58:22 Pacific Daylight Time

Name: 180825M1_2, Date: 25-Aug-2018, Time: 13:42:57, ID: ST180825M1-1 PFC CS-2 18H2102, Description: PFC CS-2 18H2102

PFTeDA

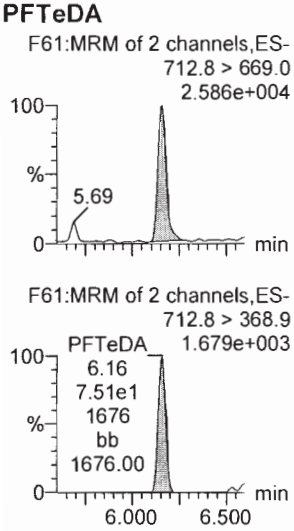

N-EtFOSA

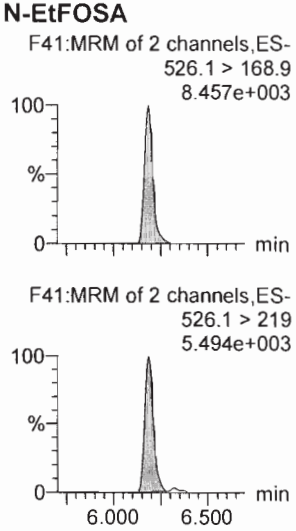

PFHxDA

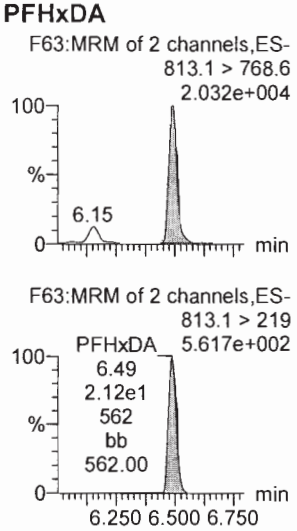

PFODA

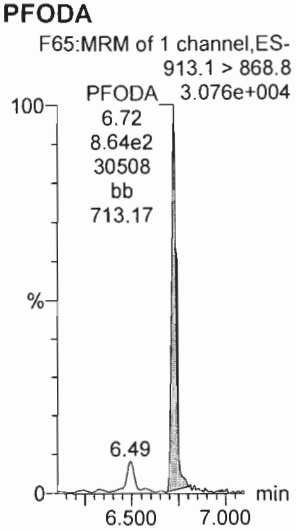

N-MeFOSE

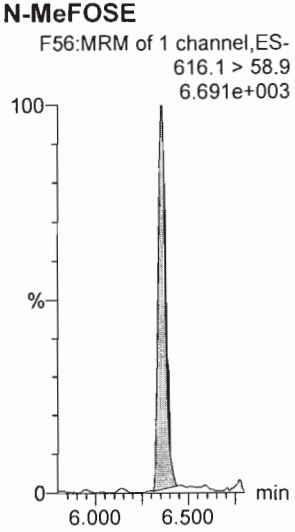

N-EtFOSE

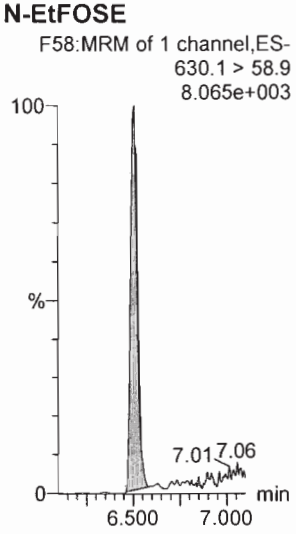

13C2-PFTeDA

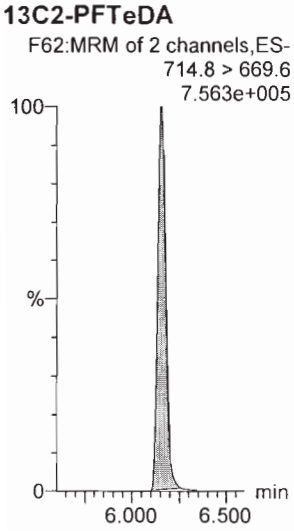

d5-N-ETFOSA

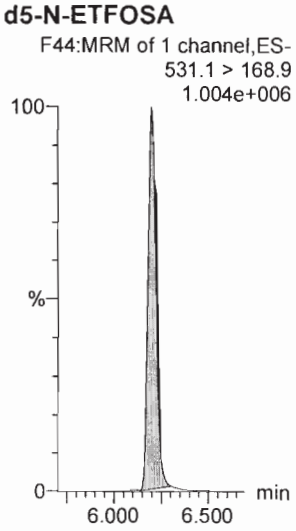

13C2-PFHxDA

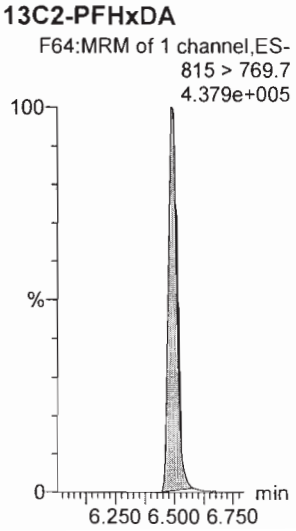

13C2-PFHxDA

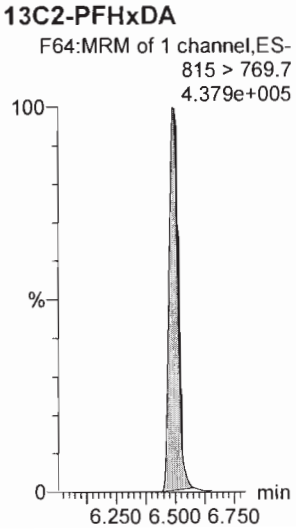

d7-N-MeFOSE

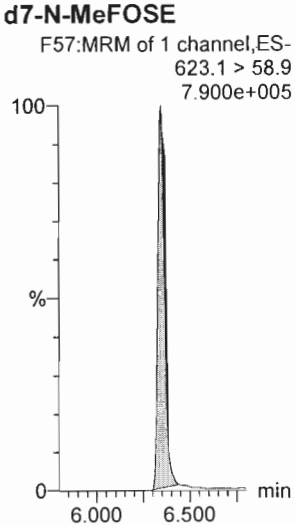

d9-N-EtFOSE

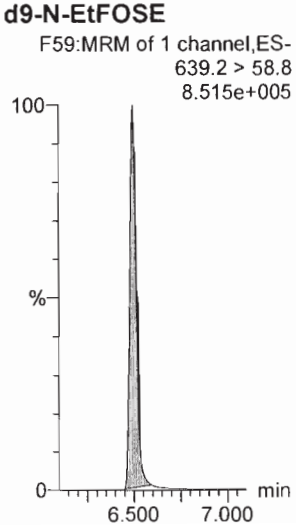

Dataset: F:\Projects\PFAS.PRO\Results\180825M1\180825M1-CRV.qld

Last Altered: Sunday, August 26, 2018 12:56:43 Pacific Daylight Time
Printed: Sunday, August 26, 2018 12:58:22 Pacific Daylight Time

Name: 180825M1_2, Date: 25-Aug-2018, Time: 13:42:57, ID: ST180825M1-1 PFC CS-2 18H2102, Description: PFC CS-2 18H2102

13C4-PFBA

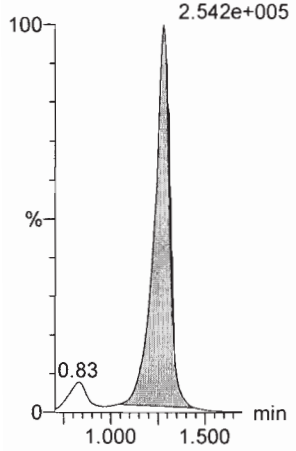

13C5-PFHxA

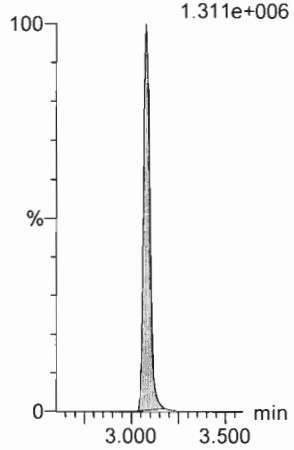

13C3-PFHxS

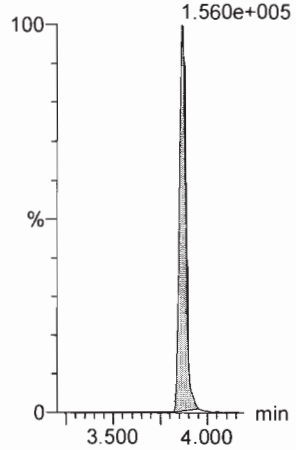

13C8-PFOA

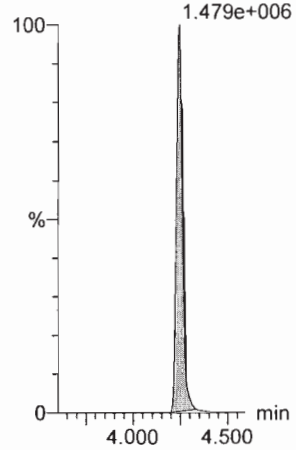

13C9-PFNA

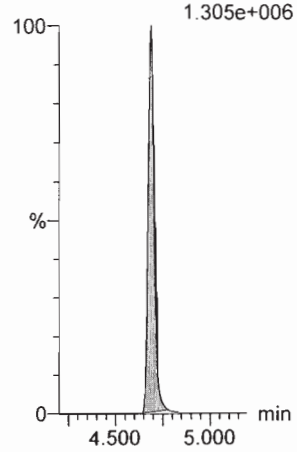

13C4-PFOS



13C6-PFDA

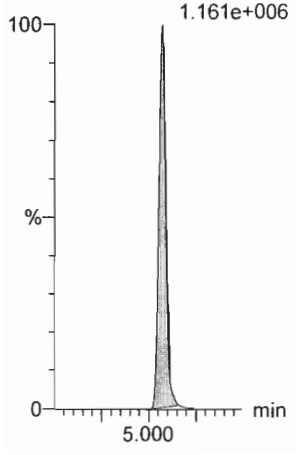

13C7-PFUdA

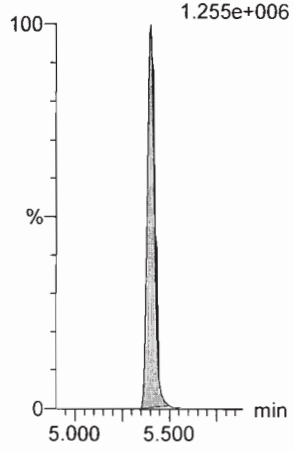

Dataset: Untitled

Last Altered: Sunday, August 26, 2018 12:50:42 Pacific Daylight Time
Printed: Sunday, August 26, 2018 12:51:08 Pacific Daylight Time

Name: 180825M1_3, Date: 25-Aug-2018, Time: 13:53:35, ID: ST180825M1-2 PFC CS-1 18H2103, Description: PFC CS-1 18H2103

PFBA

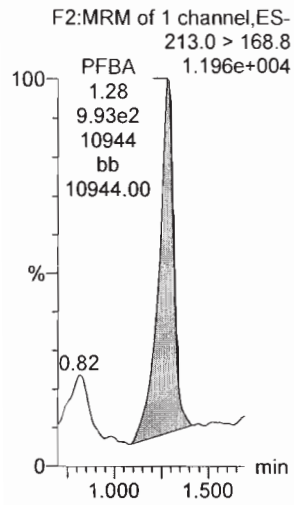

PFPeA

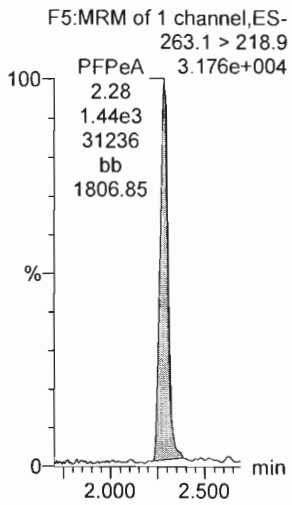

PFBS

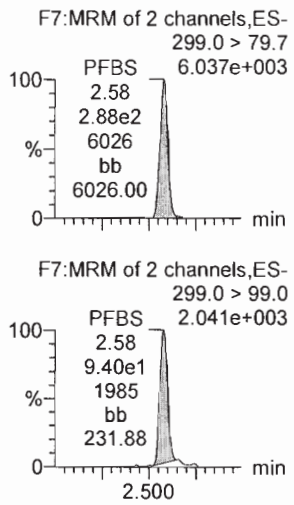

4:2 FTS

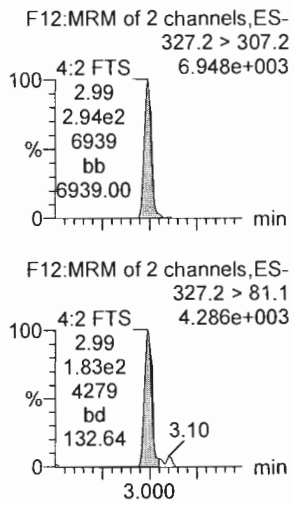

PFHxA

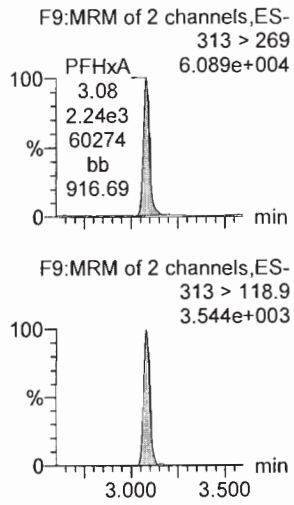

PFPeS

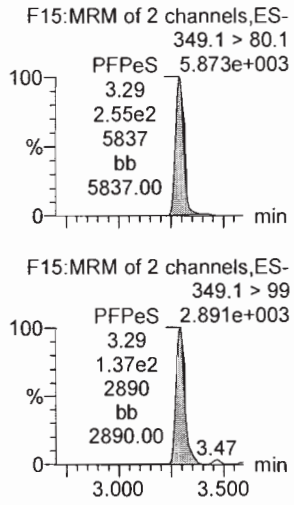

13C3-PFBA

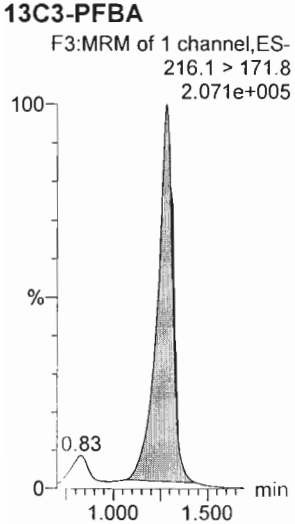

13C3-PFPeA

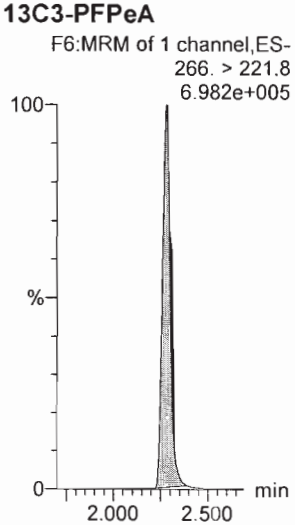

13C3-PFBS



13C2-4:2 FTS

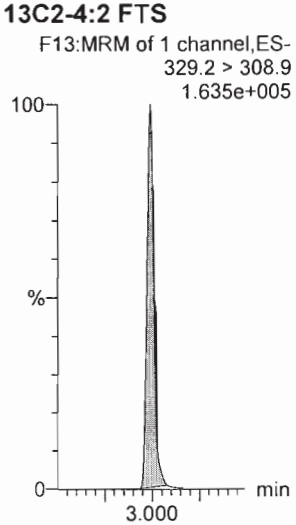

13C2-PFHxA

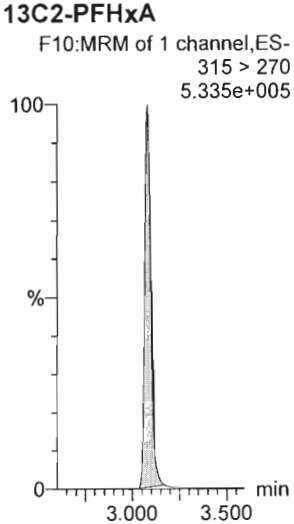

13C3-PFBS

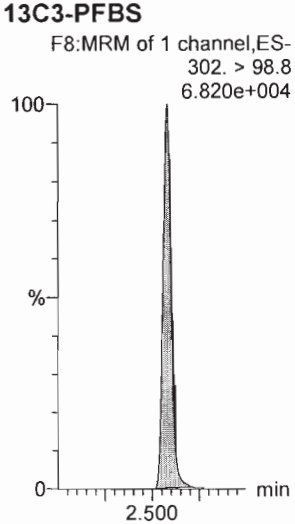

Dataset: Untitled

Last Altered: Sunday, August 26, 2018 12:50:42 Pacific Daylight Time
Printed: Sunday, August 26, 2018 12:51:08 Pacific Daylight Time

Name: 180825M1_3, Date: 25-Aug-2018, Time: 13:53:35, ID: ST180825M1-2 PFC CS-1 18H2103, Description: PFC CS-1 18H2103

6:2 FTS

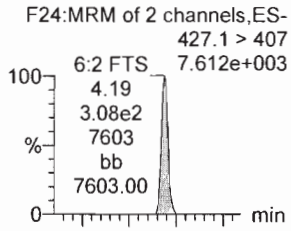

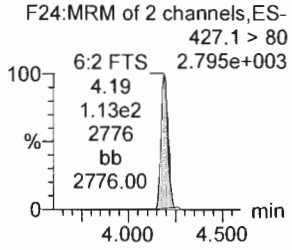

PFHpA

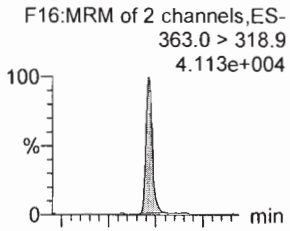

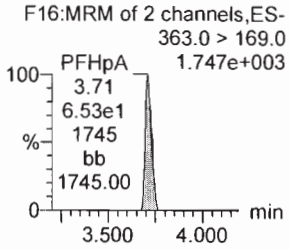

L-PFHxS

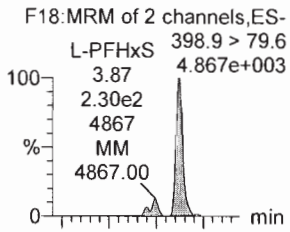

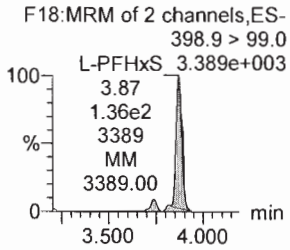

L-PFOA

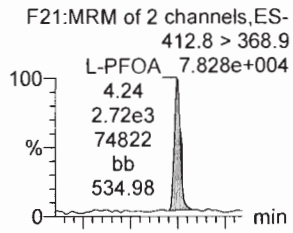

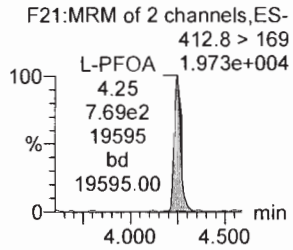

PFHpS

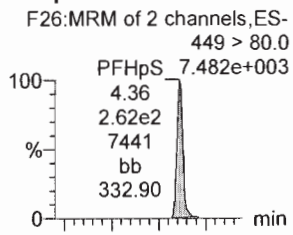

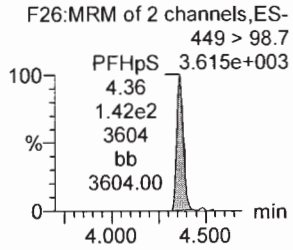

PFNA

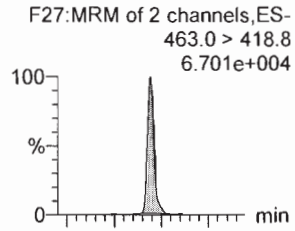

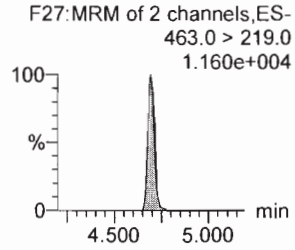

13C2-6:2 FTS

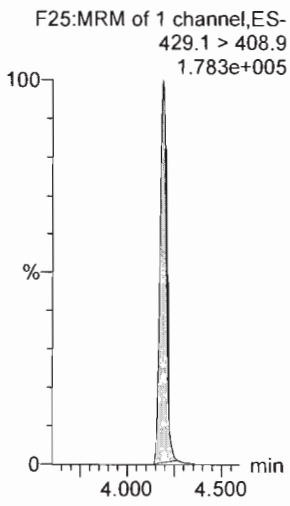

13C4-PFHpA

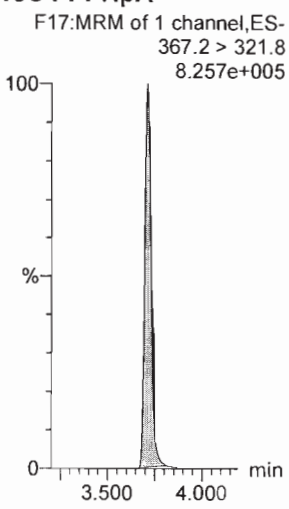

18O2-PFHxS

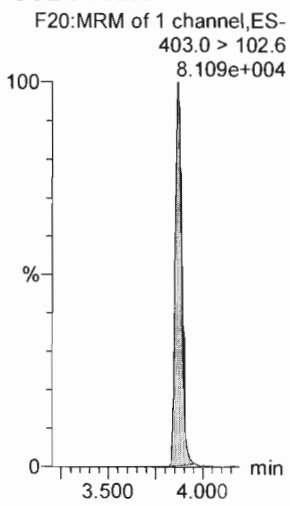

13C2-PFOA

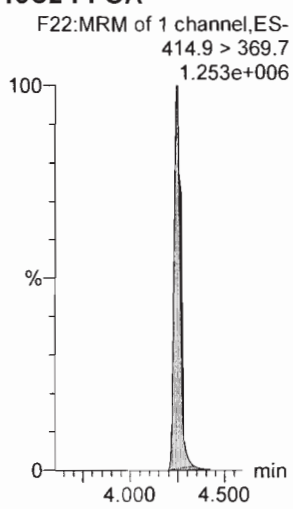

13C8-PFOS

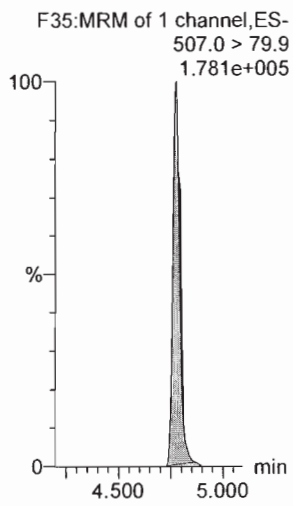

13C5-PFNA

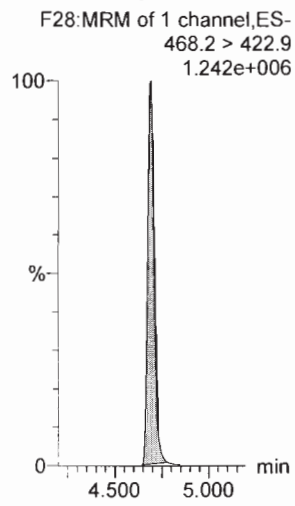

Dataset: Untitled

Last Altered: Sunday, August 26, 2018 12:50:42 Pacific Daylight Time
Printed: Sunday, August 26, 2018 12:51:08 Pacific Daylight Time

Name: 180825M1_3, Date: 25-Aug-2018, Time: 13:53:35, ID: ST180825M1-2 PFC CS-1 18H2103, Description: PFC CS-1 18H2103

PFOSA

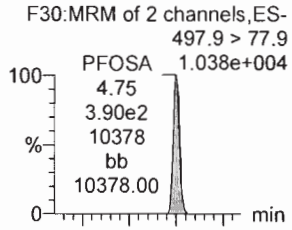

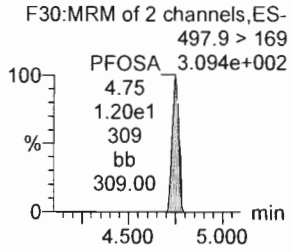

L-PFOS

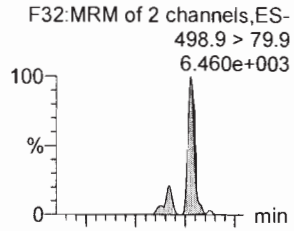

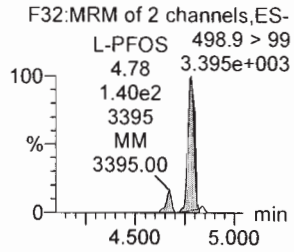

PFDA

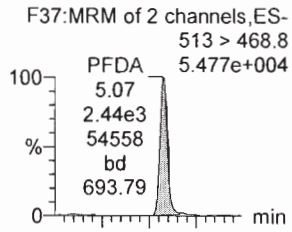

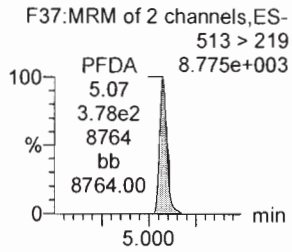

8:2 FTS

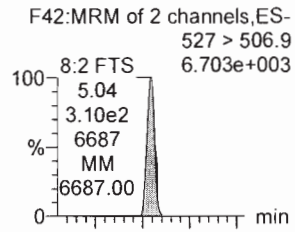

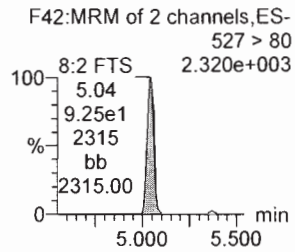

PFNS

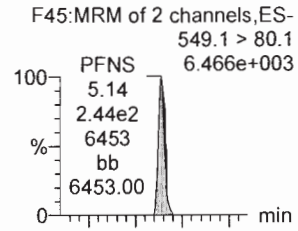

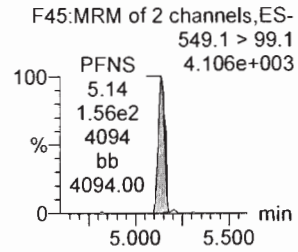

L-MeFOSAA

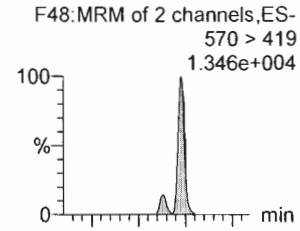

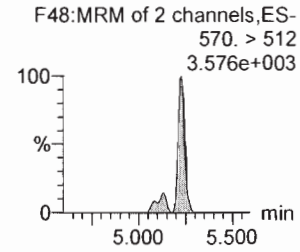

13C8-PFOSA

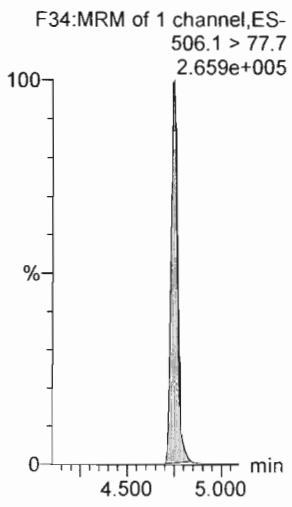

13C8-PFOS

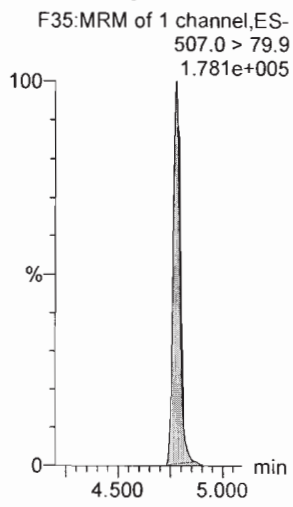

13C2-PFDA

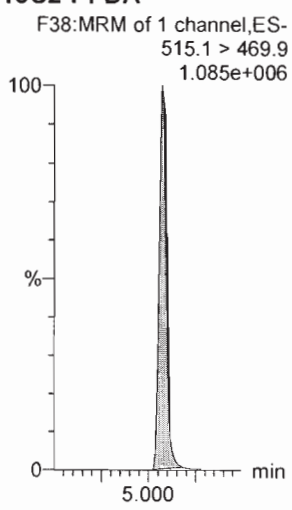

13C2-8:2 FTS

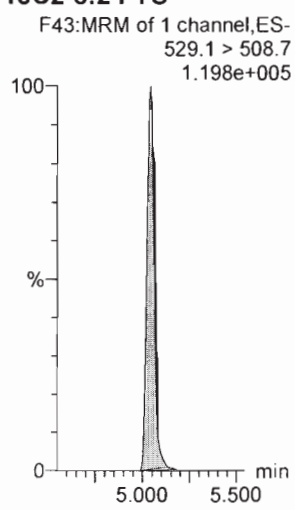

13C8-PFOS

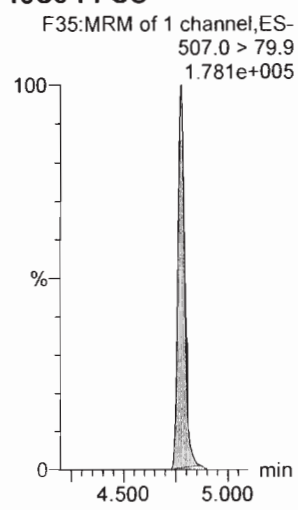

d3-N-MeFOSAA

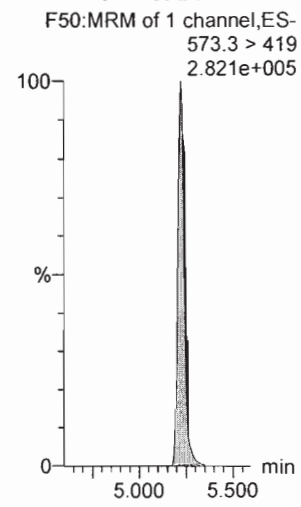

Dataset: Untitled

Last Altered: Sunday, August 26, 2018 12:50:42 Pacific Daylight Time
Printed: Sunday, August 26, 2018 12:51:08 Pacific Daylight Time

Name: 180825M1_3, Date: 25-Aug-2018, Time: 13:53:35, ID: ST180825M1-2 PFC CS-1 18H2103, Description: PFC CS-1 18H2103

L-EtFOSAA

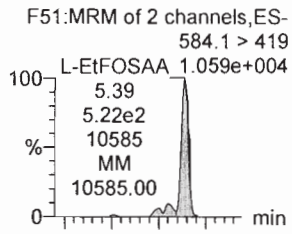

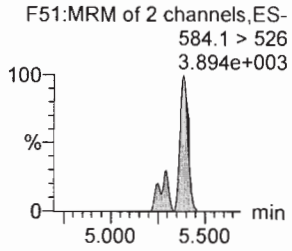

PFDoA

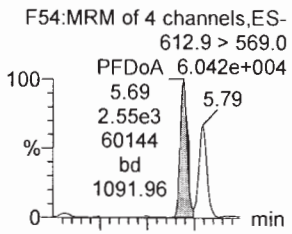

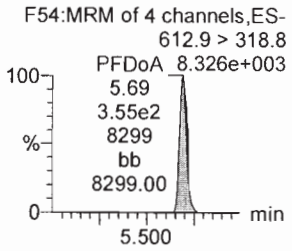

PFDS

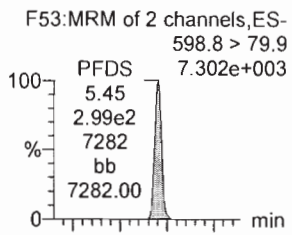

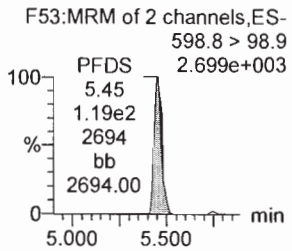

PFUdA

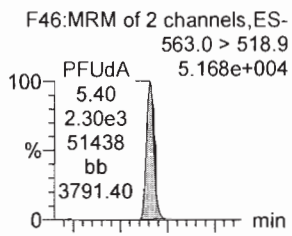

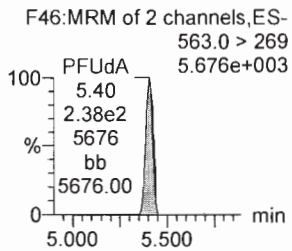

N-MeFOSA

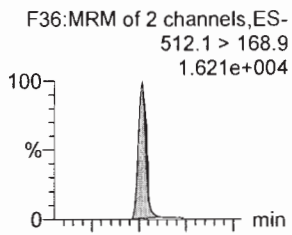

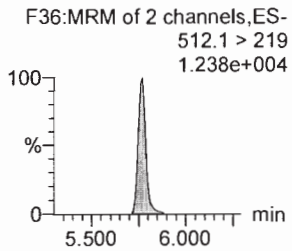

PFTrDA

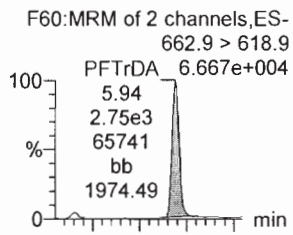

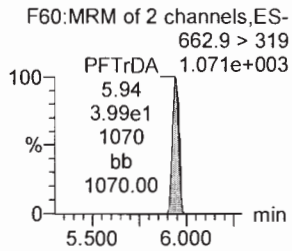

d5-N-EtFOSAA

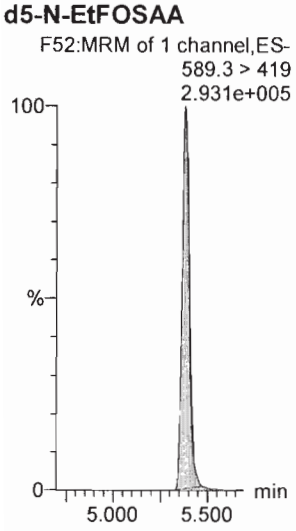

13C2-PFDoA

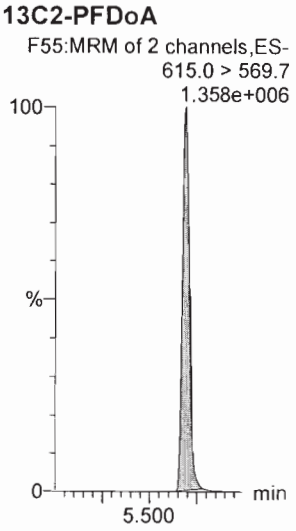

13C8-PFOS

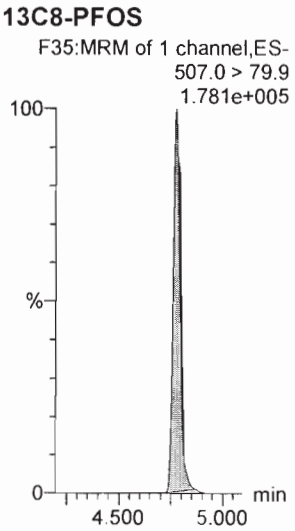

13C2-PFUdA

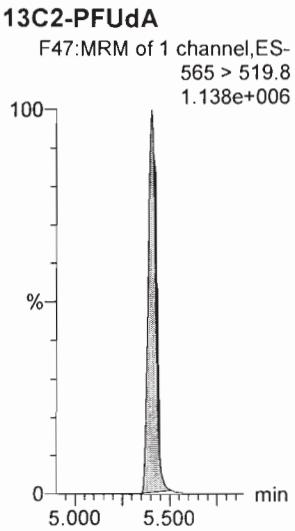

d3-N-MeFOSA

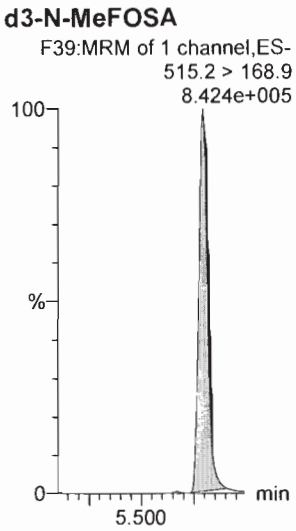

13C2-PFDoA

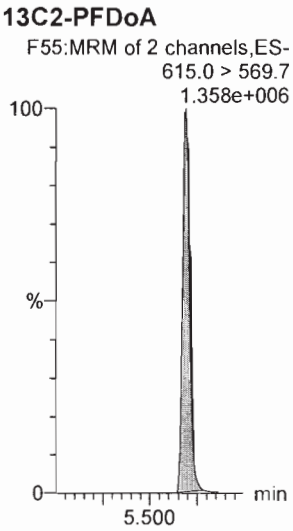

Dataset: Untitled

Last Altered: Sunday, August 26, 2018 12:50:42 Pacific Daylight Time
Printed: Sunday, August 26, 2018 12:51:08 Pacific Daylight Time

Name: 180825M1_3, Date: 25-Aug-2018, Time: 13:53:35, ID: ST180825M1-2 PFC CS-1 18H2103, Description: PFC CS-1 18H2103

PFTeDA

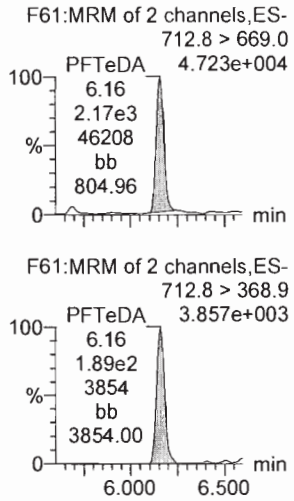

N-EtFOSA

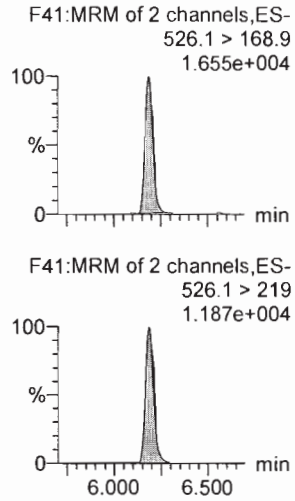

PFHxDA

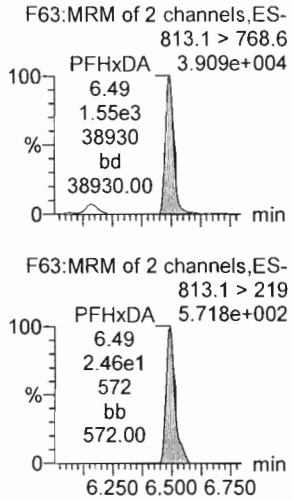

PFODA

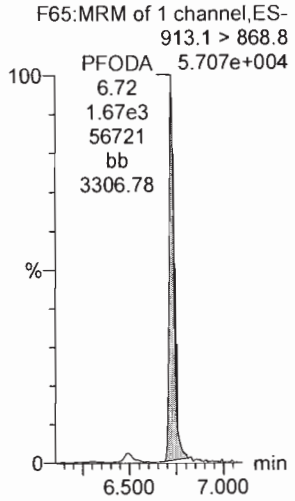

N-MeFOSE

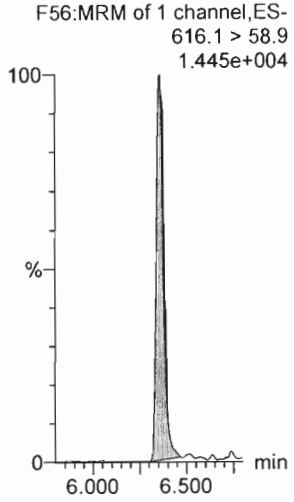

N-EtFOSE

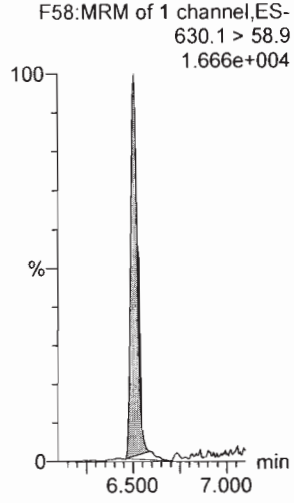

13C2-PFTeDA

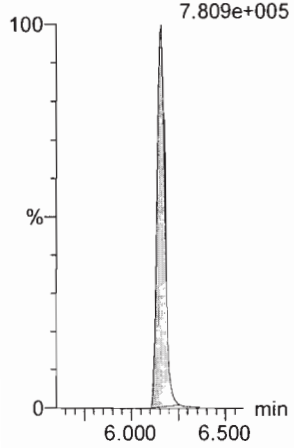

d5-N-ETFOSA

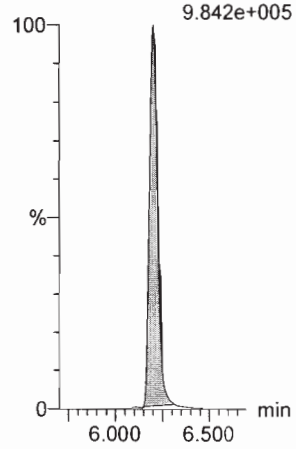

13C2-PFHxDA

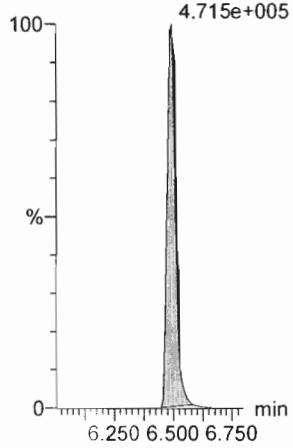

13C2-PFHxDA

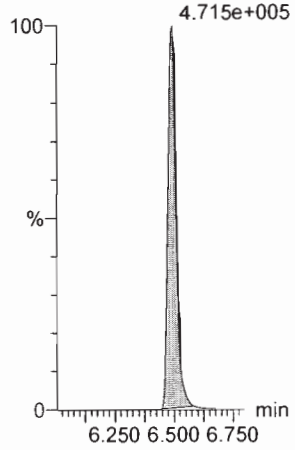

d7-N-MeFOSE

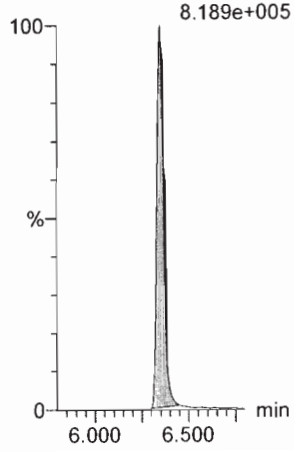

d9-N-EtFOSE

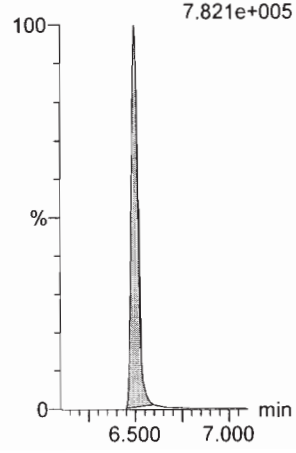

Dataset: Untitled

Last Altered: Sunday, August 26, 2018 12:50:42 Pacific Daylight Time
Printed: Sunday, August 26, 2018 12:51:08 Pacific Daylight Time

Name: 180825M1_3, Date: 25-Aug-2018, Time: 13:53:35, ID: ST180825M1-2 PFC CS-1 18H2103, Description: PFC CS-1 18H2103

13C4-PFBA

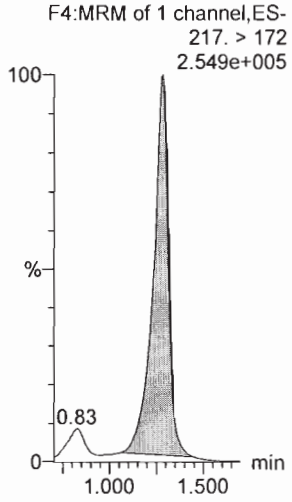

13C5-PFHxA

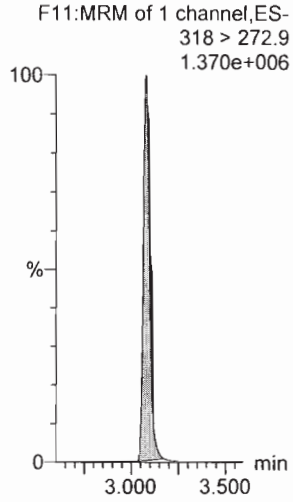

13C3-PFHxS

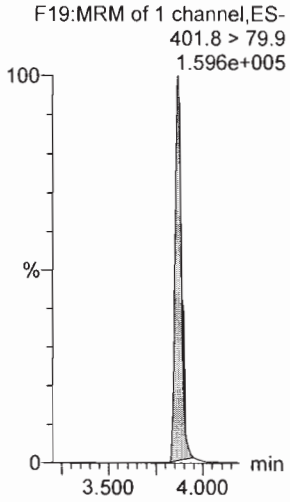

13C8-PFOA

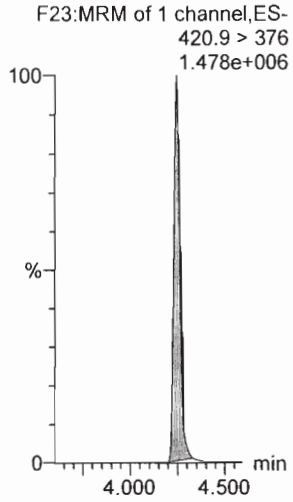

13C9-PFNA

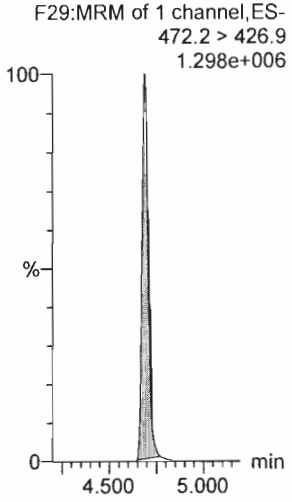

13C4-PFOS

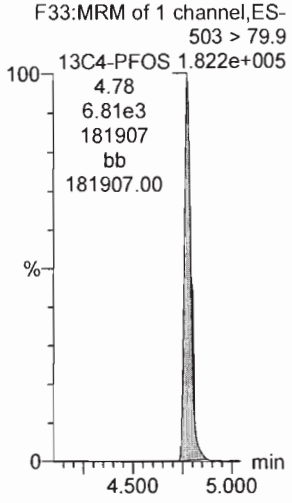

13C6-PFDA

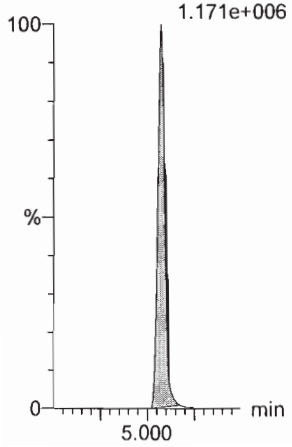

13C7-PFUdA

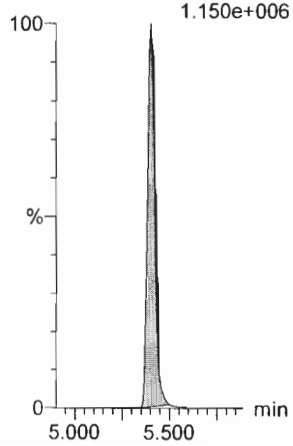

Dataset: Untitled

Last Altered: Sunday, August 26, 2018 12:50:42 Pacific Daylight Time
Printed: Sunday, August 26, 2018 12:51:08 Pacific Daylight Time

Name: 180825M1_4, Date: 25-Aug-2018, Time: 14:04:14, ID: ST180825M1-3 PFC CS0 18H2104, Description: PFC CS0 18H2104

PFBA

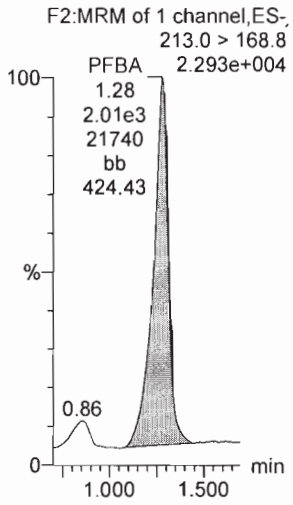

PFPeA

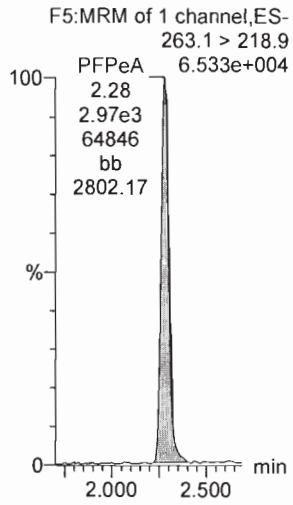

PFBS

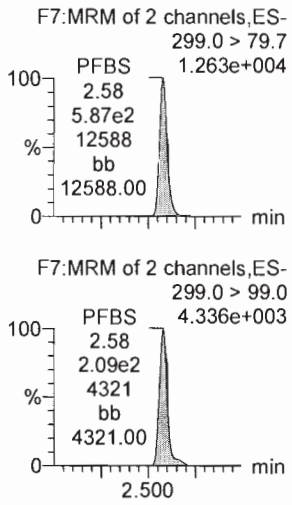

4:2 FTS

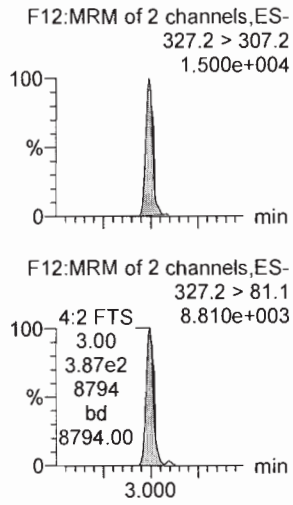

PFHxA

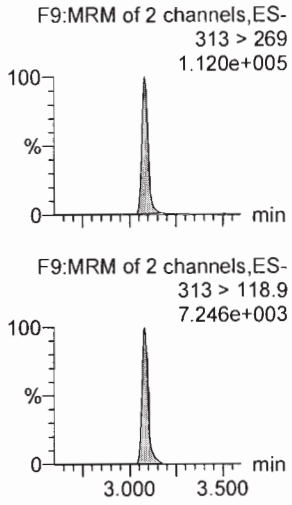

PFPeS

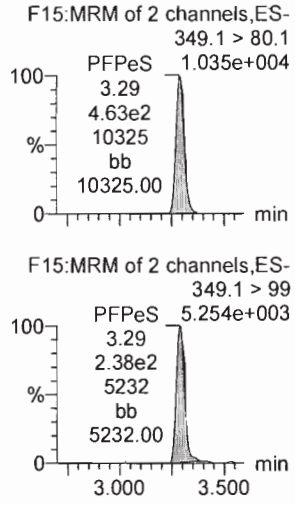

13C3-PFBA

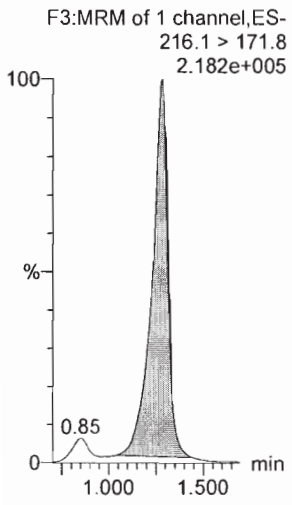

13C3-PFPeA

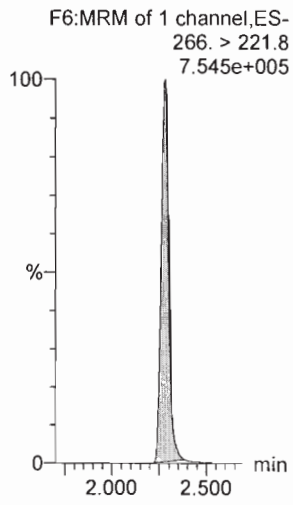

13C3-PFBS

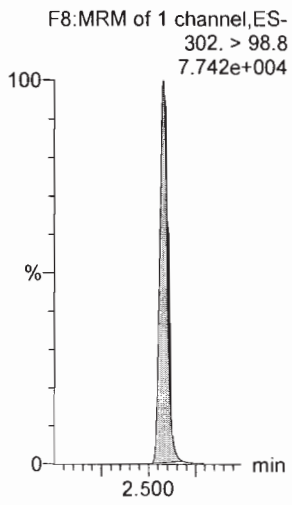

13C2-4:2 FTS

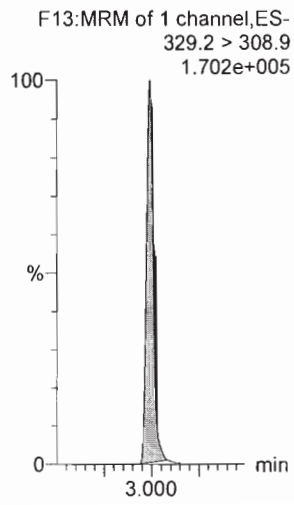

13C2-PFHxA

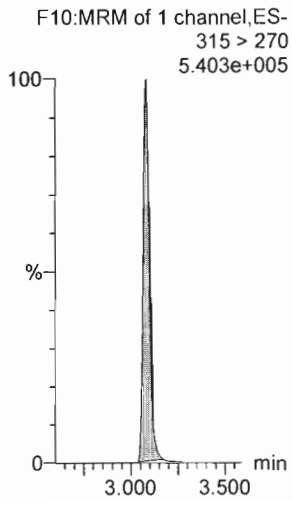

13C3-PFBS

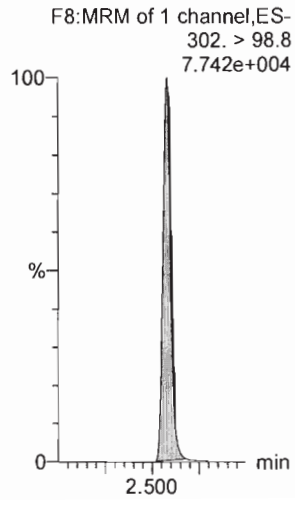

Dataset: Untitled

Last Altered: Sunday, August 26, 2018 12:50:42 Pacific Daylight Time
Printed: Sunday, August 26, 2018 12:51:08 Pacific Daylight Time

Name: 180825M1_4, Date: 25-Aug-2018, Time: 14:04:14, ID: ST180825M1-3 PFC CS0 18H2104, Description: PFC CS0 18H2104

6:2 FTS

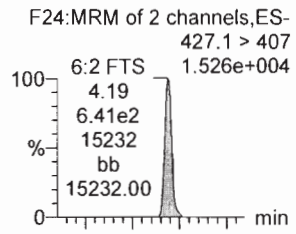

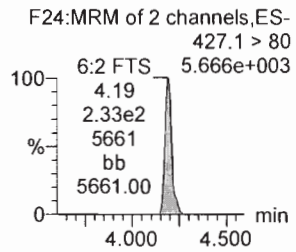

PFHpA

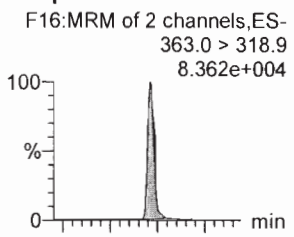

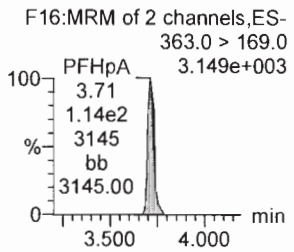

L-PFHxS

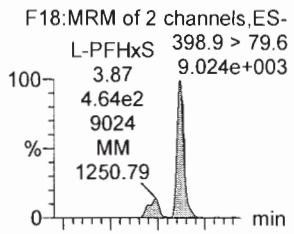

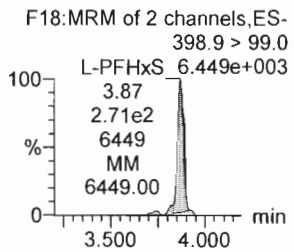

L-PFOA

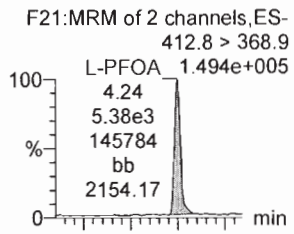

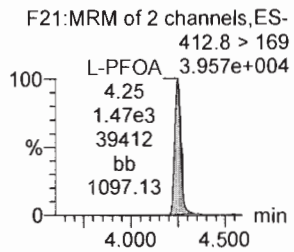

PFHpS

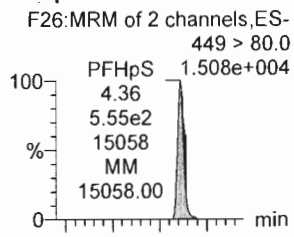

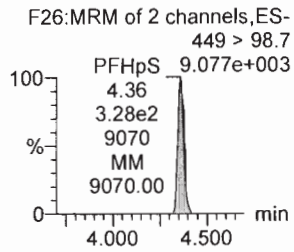

PFNA

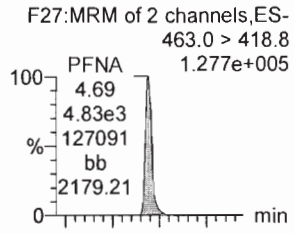

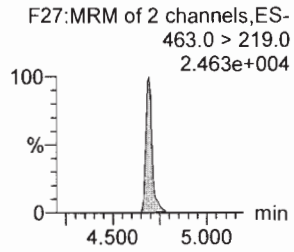

13C2-6:2 FTS

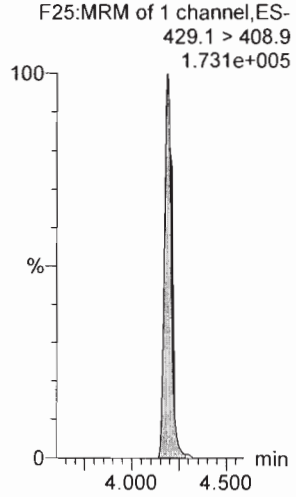

13C4-PFHpA

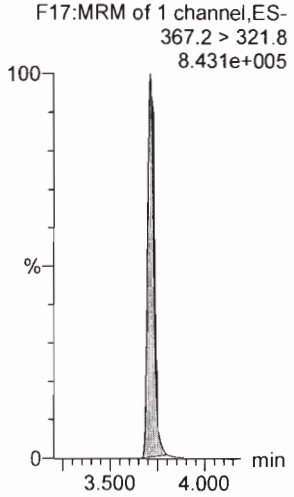

18O2-PFHxS

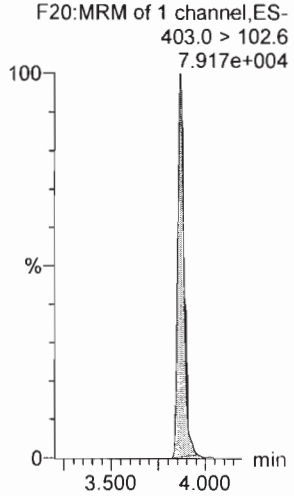

13C2-PFOA

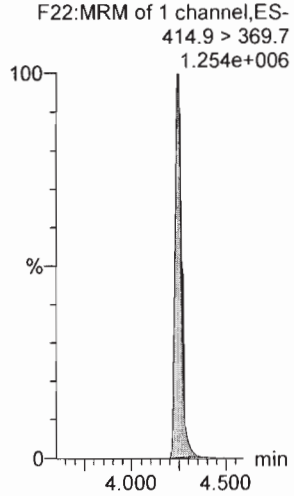

13C8-PFOS

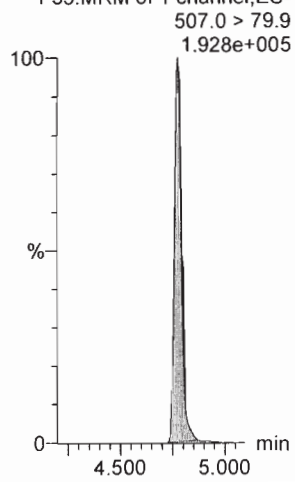

13C5-PFNA

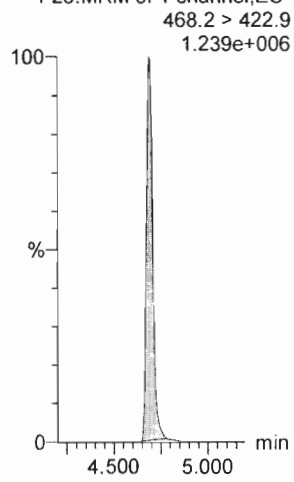

Dataset: Untitled

Last Altered: Sunday, August 26, 2018 12:50:42 Pacific Daylight Time
Printed: Sunday, August 26, 2018 12:51:08 Pacific Daylight Time

Name: 180825M1_4, Date: 25-Aug-2018, Time: 14:04:14, ID: ST180825M1-3 PFC CS0 18H2104, Description: PFC CS0 18H2104

PFOSA

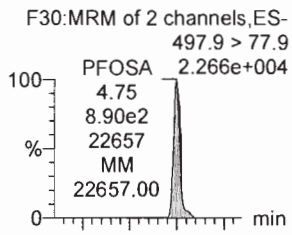

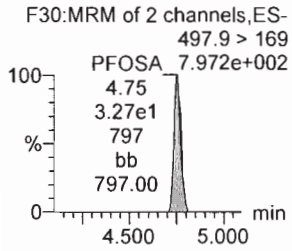

L-PFOS

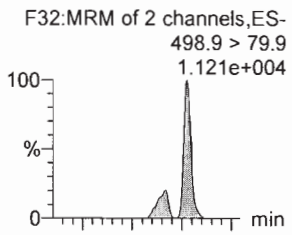

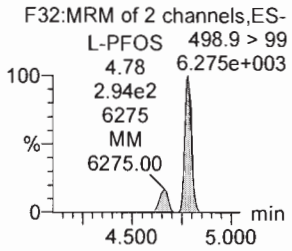

PFDA

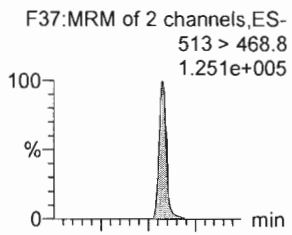

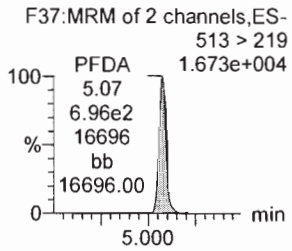

8:2 FTS

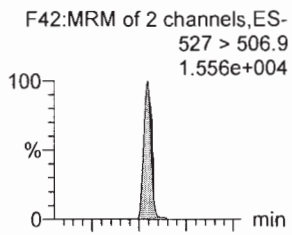

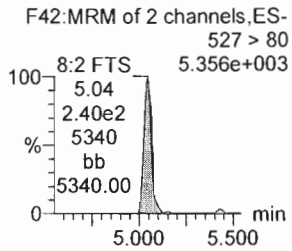

PFNS

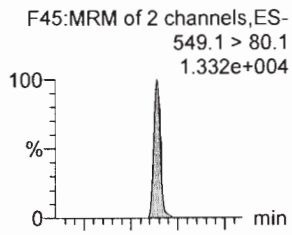

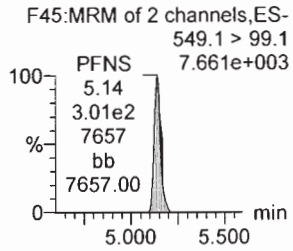

L-MeFOSAA

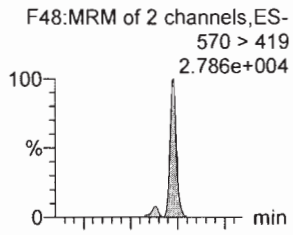

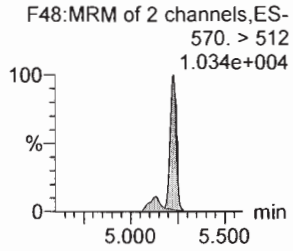

13C8-PFOSA

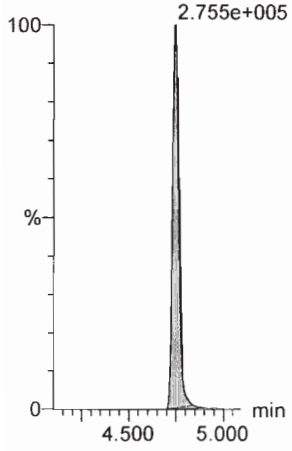

13C8-PFOS

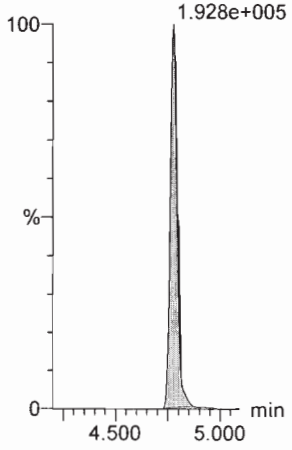

13C2-PFDA

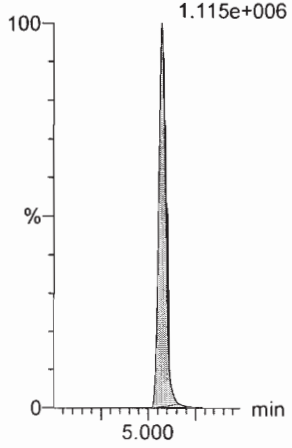

13C2-8:2 FTS

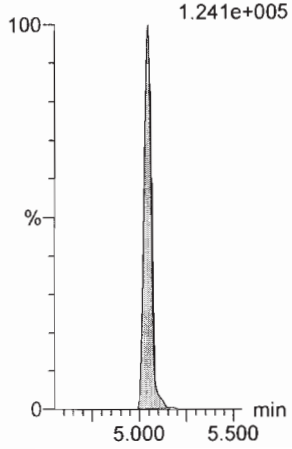

13C8-PFOS

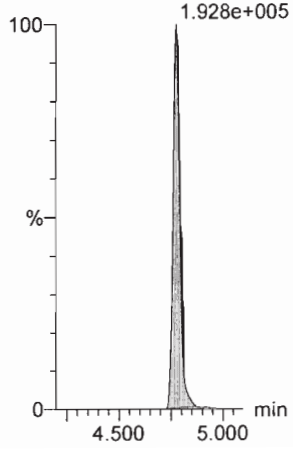

d3-N-MeFOSAA

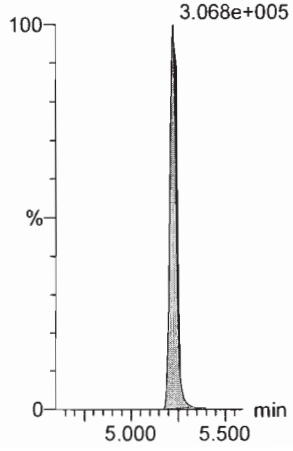

Dataset: Untitled

Last Altered: Sunday, August 26, 2018 12:50:42 Pacific Daylight Time
Printed: Sunday, August 26, 2018 12:51:08 Pacific Daylight Time

Name: 180825M1_4, Date: 25-Aug-2018, Time: 14:04:14, ID: ST180825M1-3 PFC CS0 18H2104, Description: PFC CS0 18H2104

L-EtFOSAA

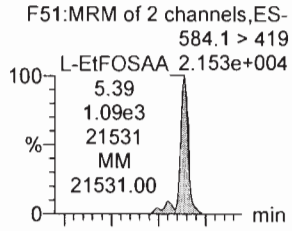

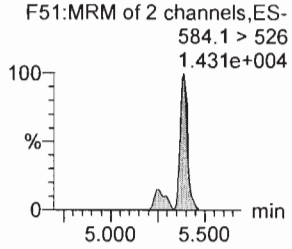

PFDoA

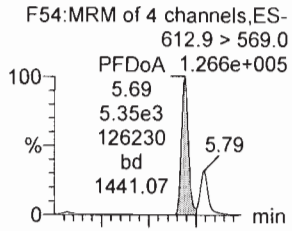

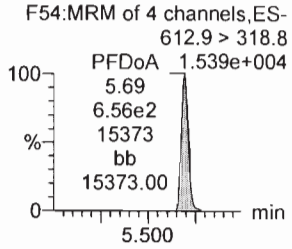

PFDS

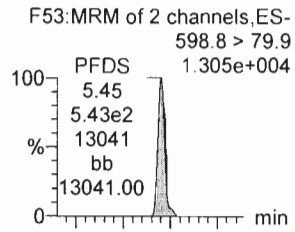

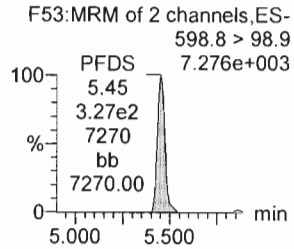

PFUdA

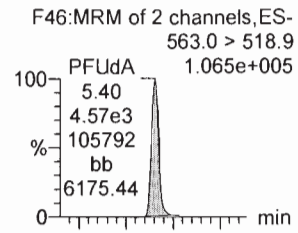

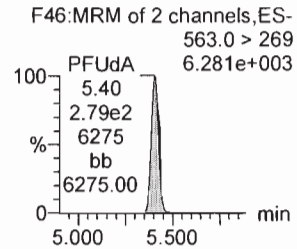

N-MeFOSA

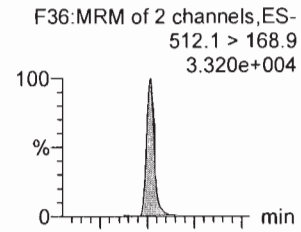

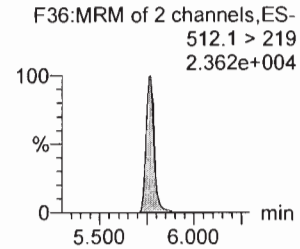

PFTrDA

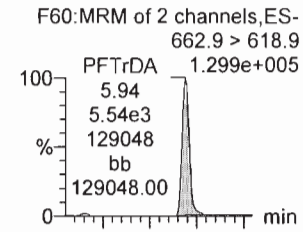

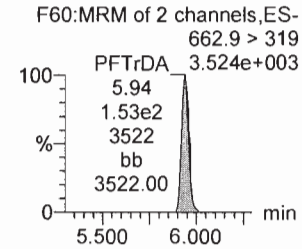

d5-N-EtFOSAA

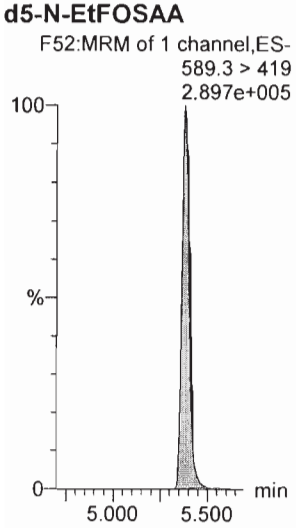

13C2-PFDoA

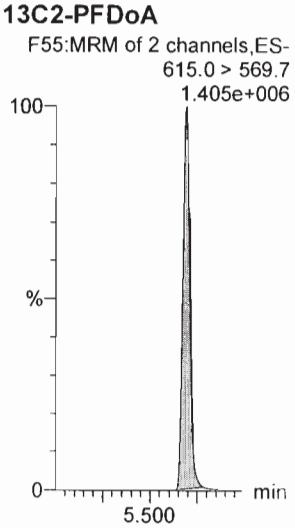

13C8-PFOS

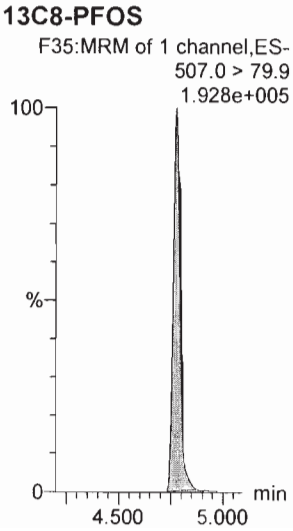

13C2-PFUdA

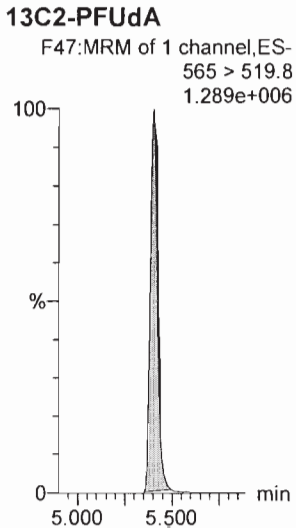

d3-N-MeFOSA

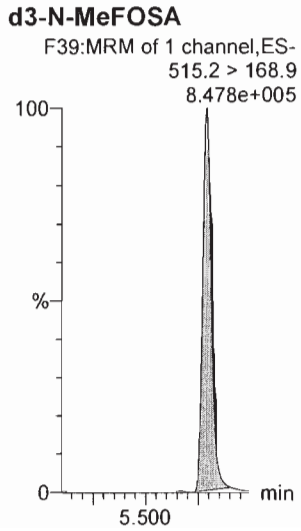

13C2-PFDoA

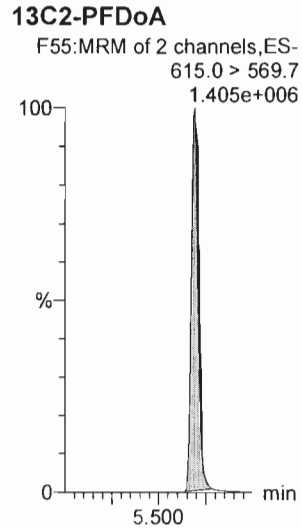

Dataset: Untitled

Last Altered: Sunday, August 26, 2018 12:50:42 Pacific Daylight Time
Printed: Sunday, August 26, 2018 12:51:08 Pacific Daylight Time

Name: 180825M1_4, Date: 25-Aug-2018, Time: 14:04:14, ID: ST180825M1-3 PFC CS0 18H2104, Description: PFC CS0 18H2104

PFTeDA

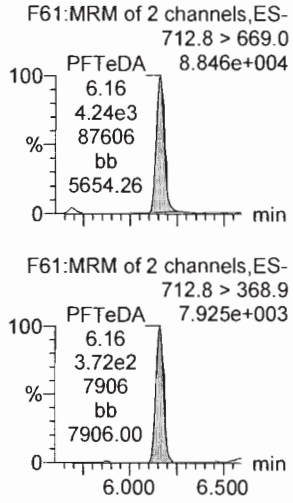

N-EtFOSA

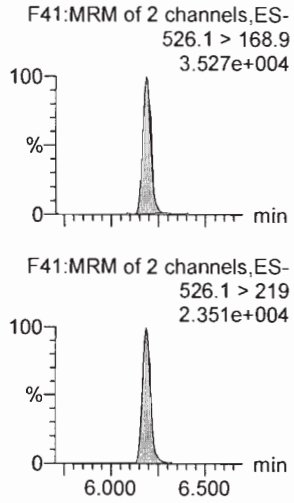

PFHxDA

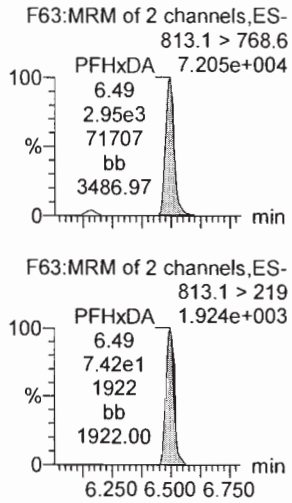

PFODA

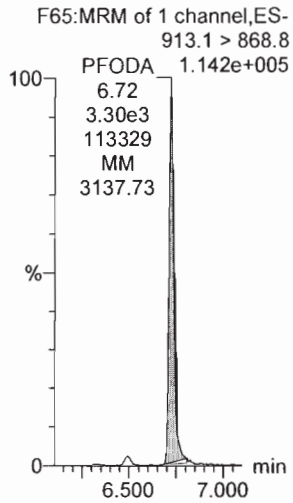

N-MeFOSE

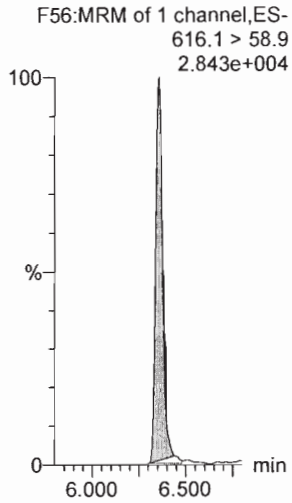

N-EtFOSE

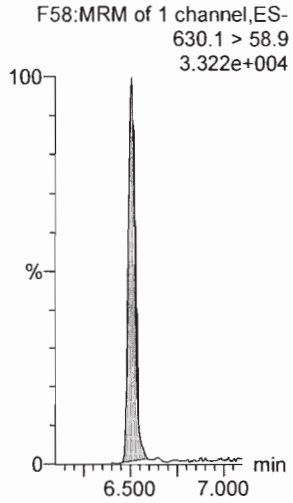

13C2-PFTeDA

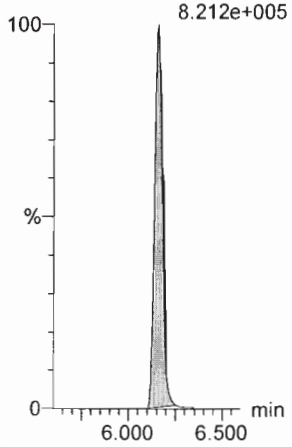

d5-N-ETFOSA

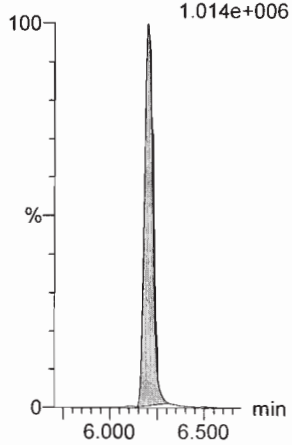

13C2-PFHxDA

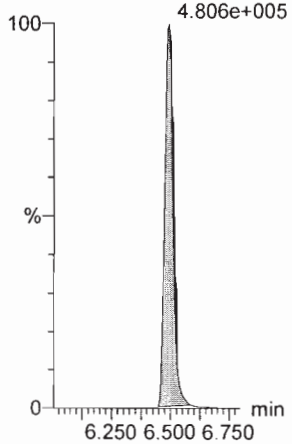

13C2-PFHxDA

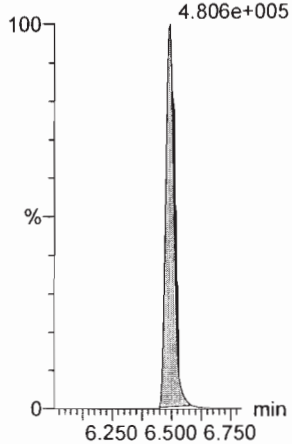

d7-N-MeFOSE

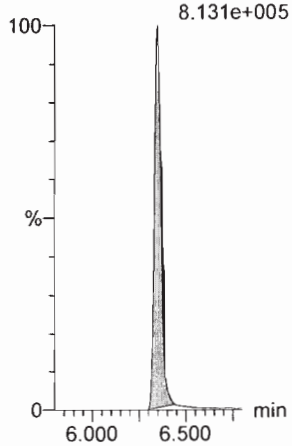

d9-N-EtFOSE

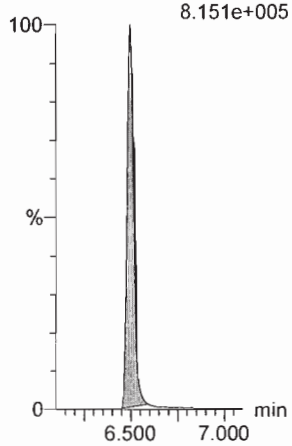

Dataset: Untitled

Last Altered: Sunday, August 26, 2018 12:50:42 Pacific Daylight Time
Printed: Sunday, August 26, 2018 12:51:08 Pacific Daylight Time

Name: 180825M1_4, Date: 25-Aug-2018, Time: 14:04:14, ID: ST180825M1-3 PFC CS0 18H2104, Description: PFC CS0 18H2104

13C4-PFBA

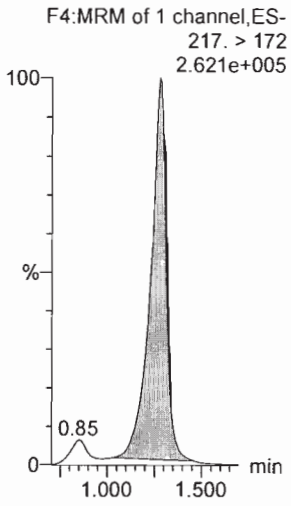

13C5-PFHxA

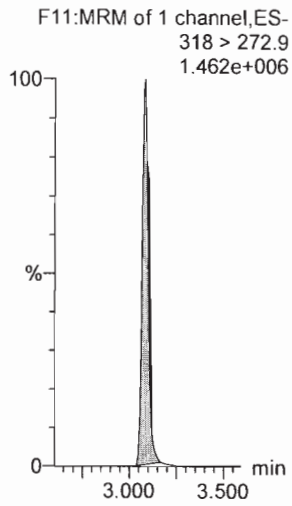

13C3-PFHxS

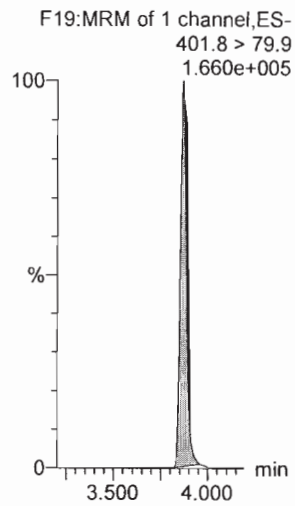

13C8-PFOA

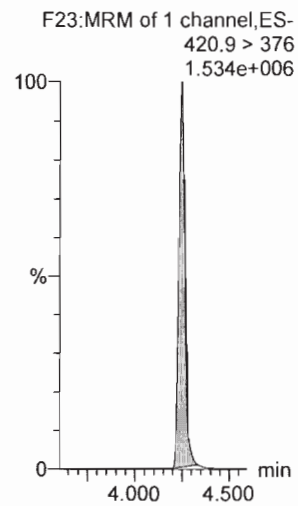

13C9-PFNA

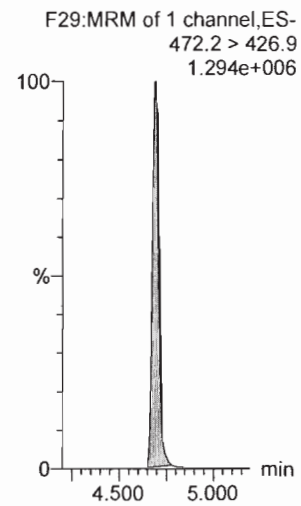

13C4-PFOS

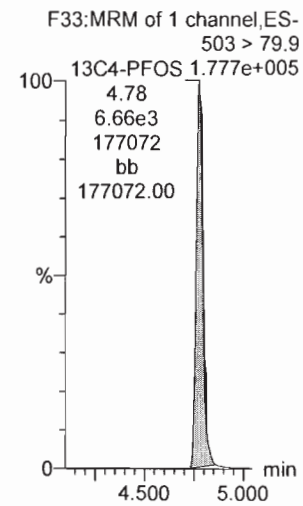

13C6-PFDA

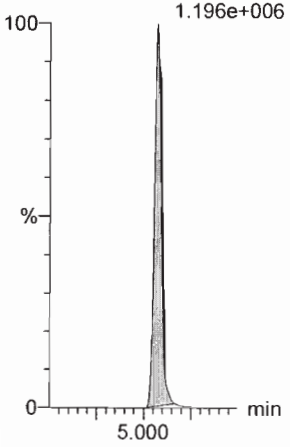

13C7-PFUdA

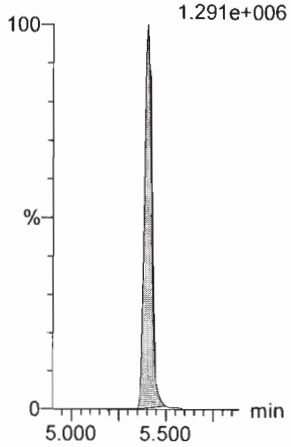

Dataset: Untitled

Last Altered: Sunday, August 26, 2018 12:50:42 Pacific Daylight Time
Printed: Sunday, August 26, 2018 12:51:08 Pacific Daylight Time

Name: 180825M1_5, Date: 25-Aug-2018, Time: 14:14:47, ID: ST180825M1-4 PFC CS1 18H2105, Description: PFC CS1 18H2105

PFBA

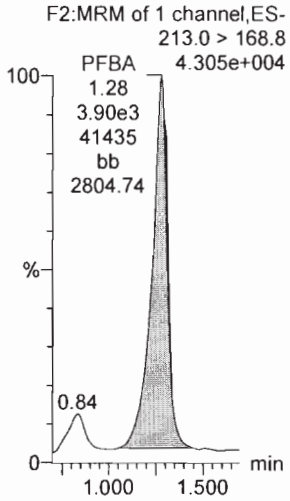

PFPeA

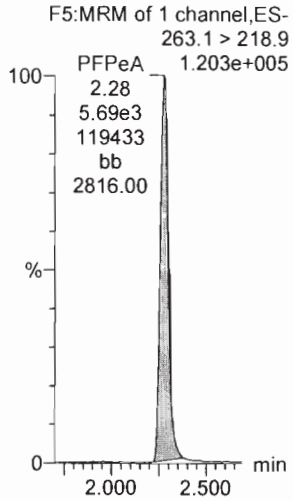

PFBS

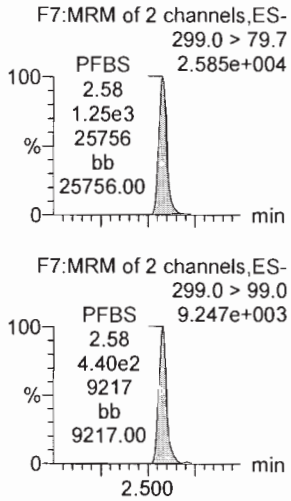

4:2 FTS

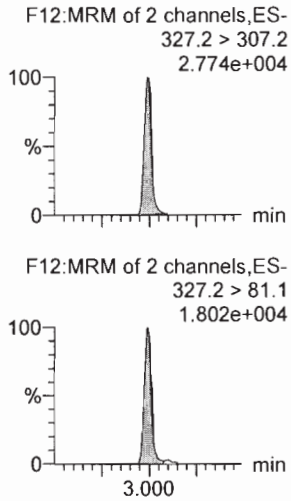

PFHxA

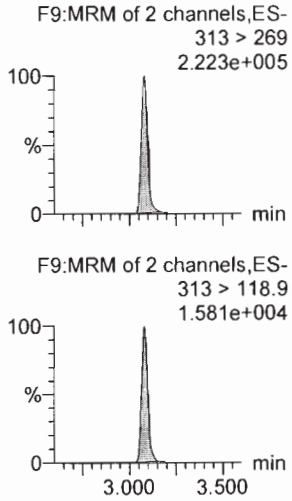

PFPeS

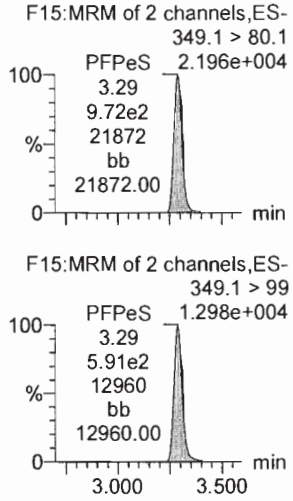

13C3-PFBA

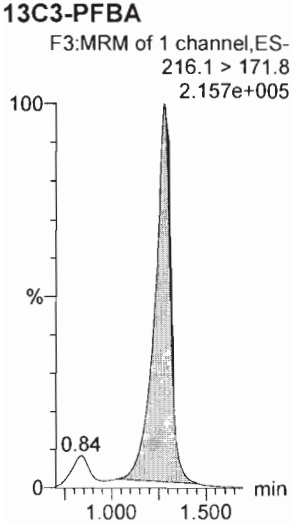

13C3-PFPeA

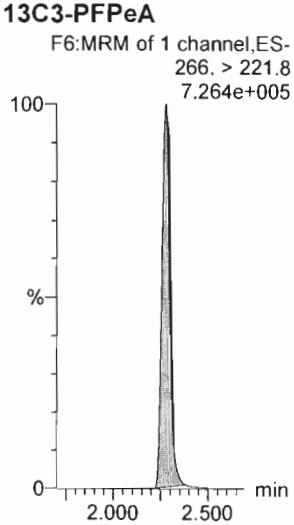

13C3-PFBS

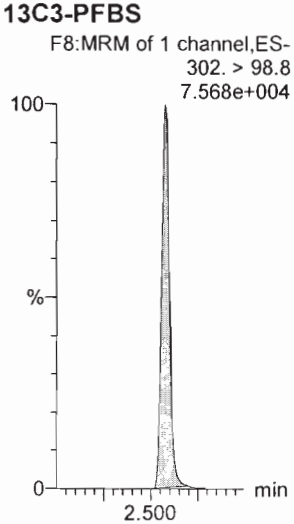

13C2-4:2 FTS

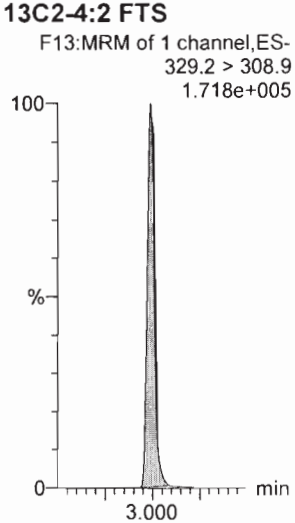

13C2-PFHxA

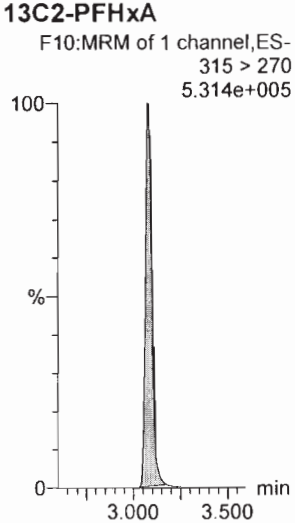

13C3-PFBS

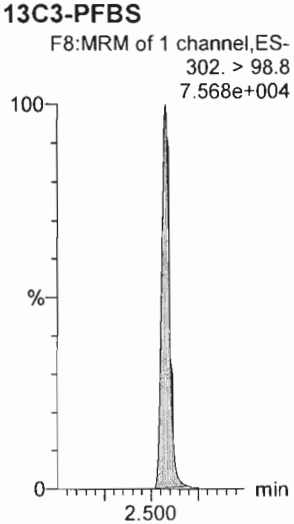

Dataset: Untitled

Last Altered: Sunday, August 26, 2018 12:50:42 Pacific Daylight Time
Printed: Sunday, August 26, 2018 12:51:08 Pacific Daylight Time

Name: 180825M1_5, Date: 25-Aug-2018, Time: 14:14:47, ID: ST180825M1-4 PFC CS1 18H2105, Description: PFC CS1 18H2105

6:2 FTS

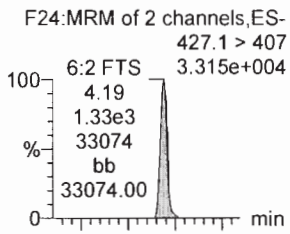

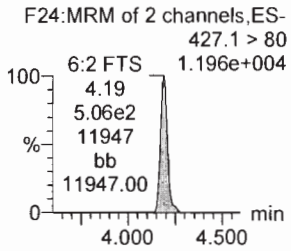

PFHpA

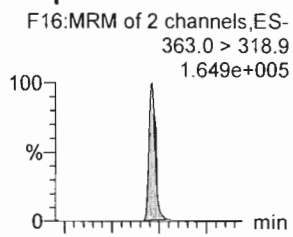

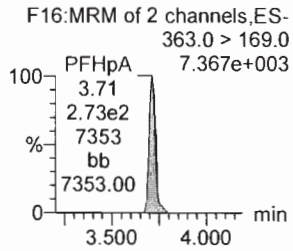

L-PFHxS

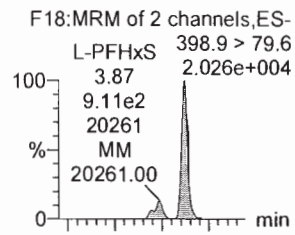

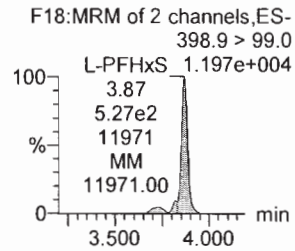

L-PFOA

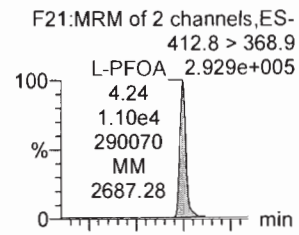

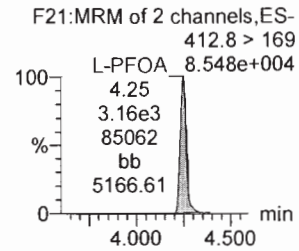

PFHpS

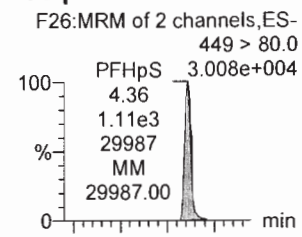

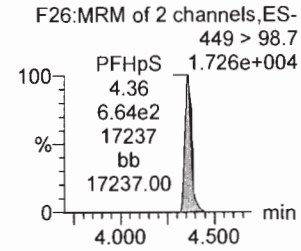

PFNA

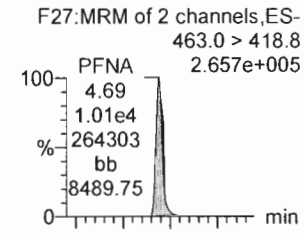

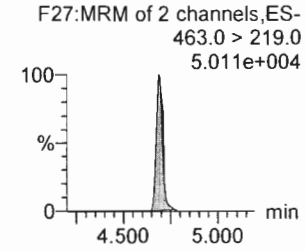

13C2-6:2 FTS

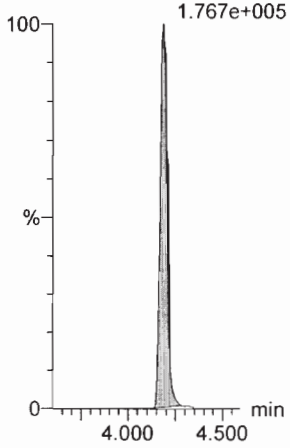

13C4-PFHpA

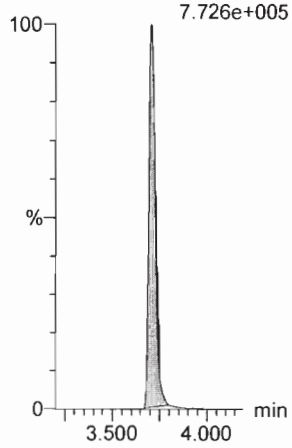

18O2-PFHxS

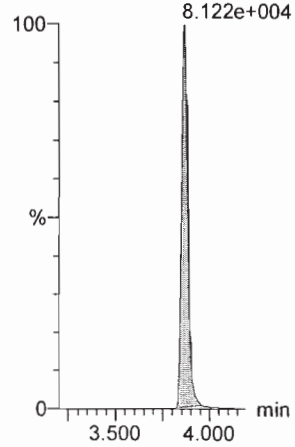

13C2-PFOA

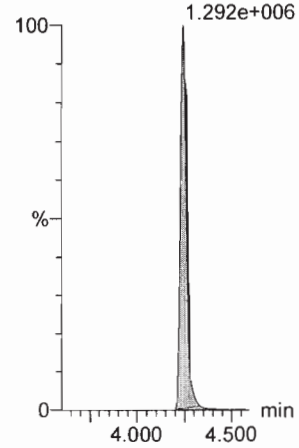

13C8-PFOS

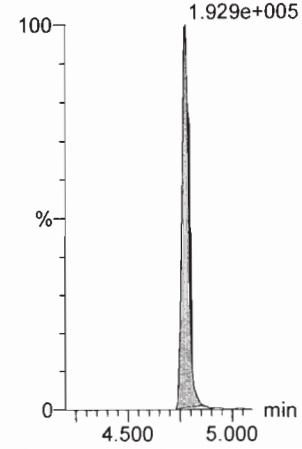

13C5-PFNA

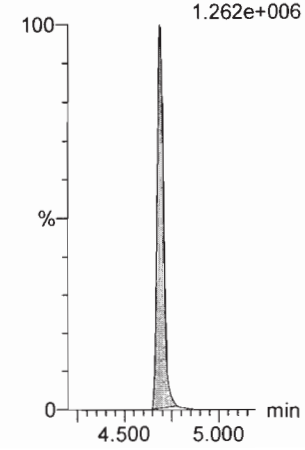

Dataset: Untitled

Last Altered: Sunday, August 26, 2018 12:50:42 Pacific Daylight Time
Printed: Sunday, August 26, 2018 12:51:08 Pacific Daylight Time

Name: 180825M1_5, Date: 25-Aug-2018, Time: 14:14:47, ID: ST180825M1-4 PFC CS1 18H2105, Description: PFC CS1 18H2105

PFOSA

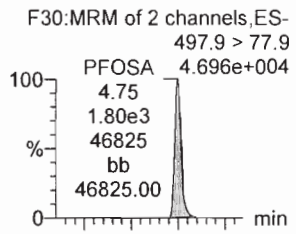

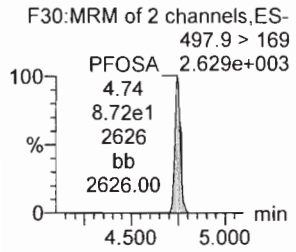

L-PFOS

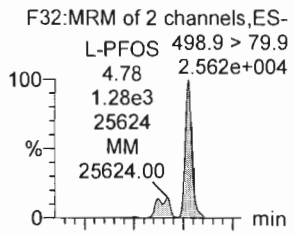

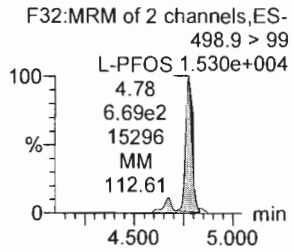

PFDA

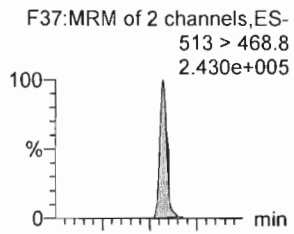

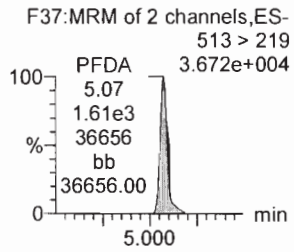

8:2 FTS

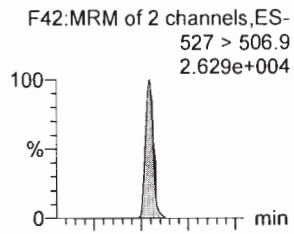

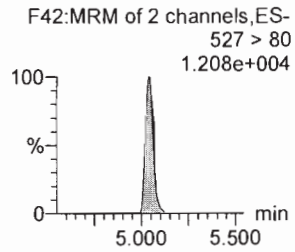

PFNS

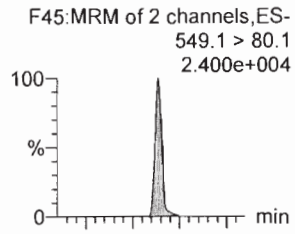

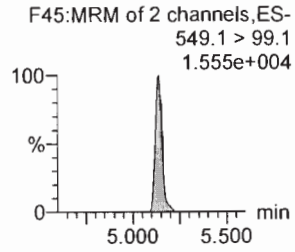

L-MeFOSAA

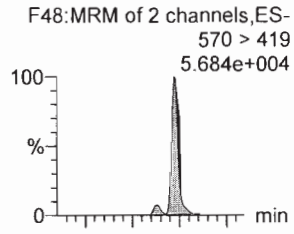

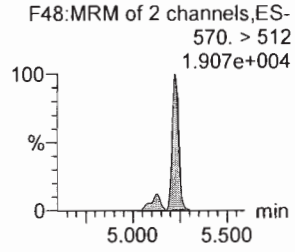

13C8-PFOSA

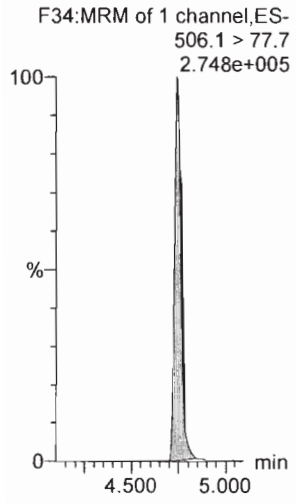

13C8-PFOS

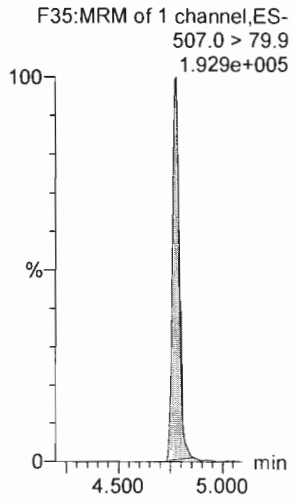

13C2-PFDA

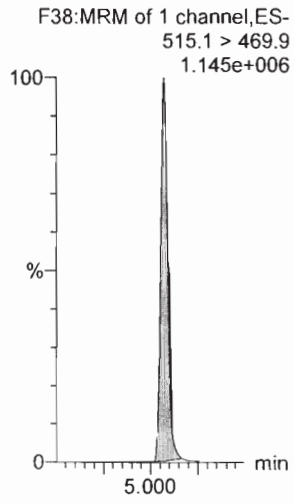

13C2-8:2 FTS

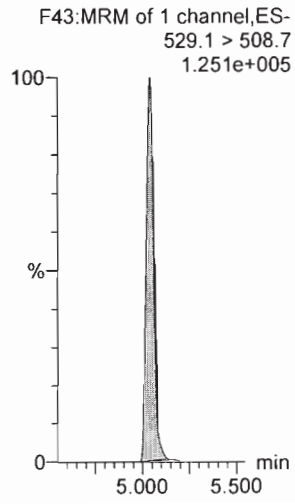

13C8-PFOS

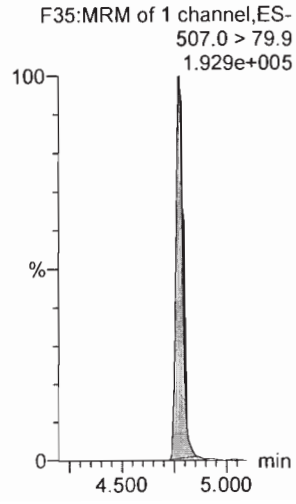

d3-N-MeFOSAA

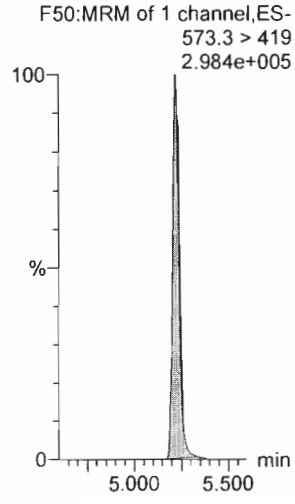

Dataset: Untitled

Last Altered: Sunday, August 26, 2018 12:50:42 Pacific Daylight Time
Printed: Sunday, August 26, 2018 12:51:08 Pacific Daylight Time

Name: 180825M1_5, Date: 25-Aug-2018, Time: 14:14:47, ID: ST180825M1-4 PFC CS1 18H2105, Description: PFC CS1 18H2105

L-EtFOSAA

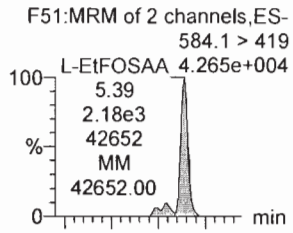

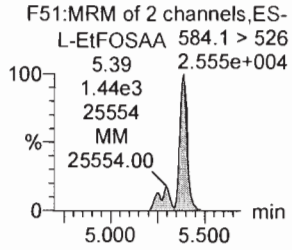

PFDoA

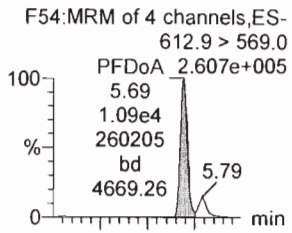

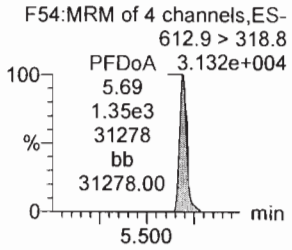

PFDS

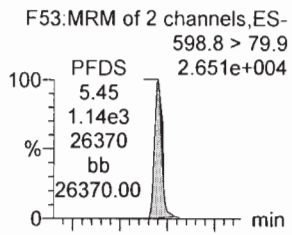

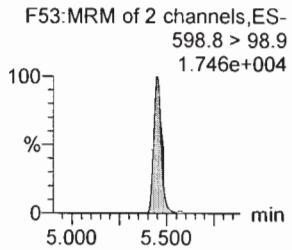

PFUdA

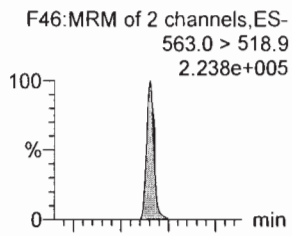

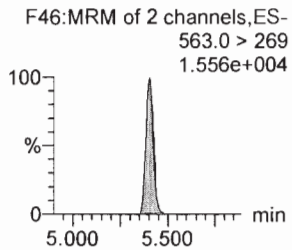

N-MeFOSA

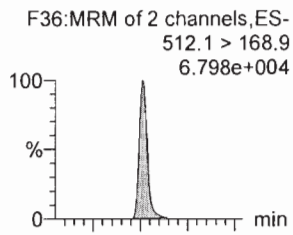

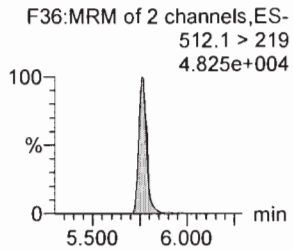

PFTrDA

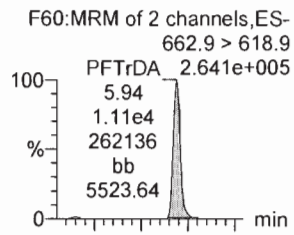

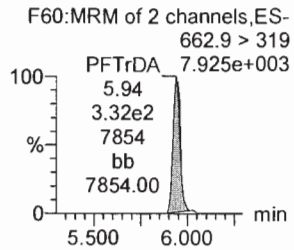

d5-N-EtFOSAA

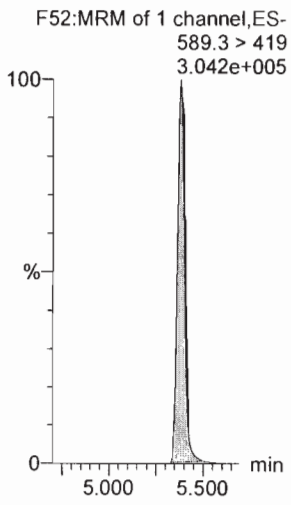

13C2-PFDoA

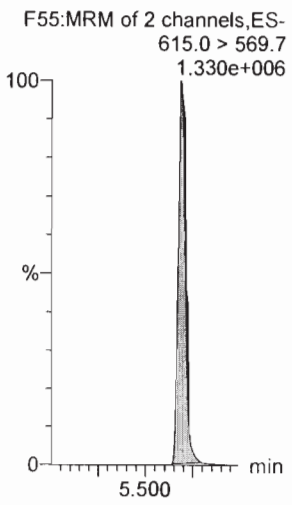

13C8-PFOS

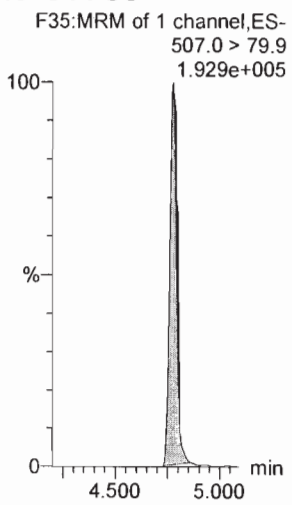

13C2-PFUdA

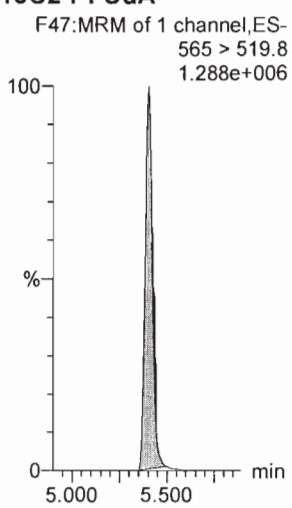

d3-N-MeFOSA

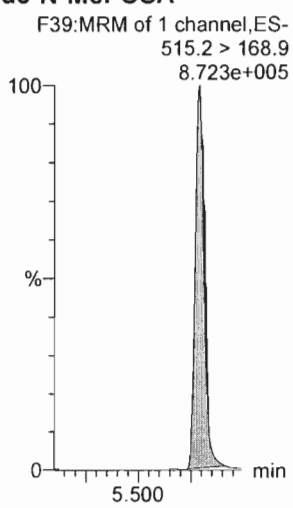

13C2-PFDoA

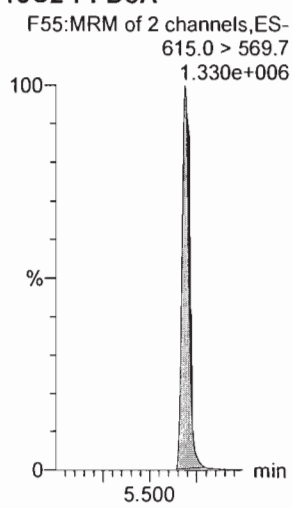

Dataset: Untitled

Last Altered: Sunday, August 26, 2018 12:50:42 Pacific Daylight Time
Printed: Sunday, August 26, 2018 12:51:08 Pacific Daylight Time

Name: 180825M1_5, Date: 25-Aug-2018, Time: 14:14:47, ID: ST180825M1-4 PFC CS1 18H2105, Description: PFC CS1 18H2105

PFTeDA

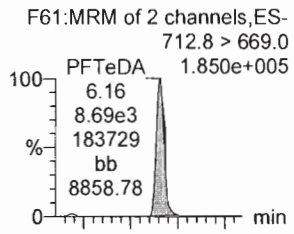

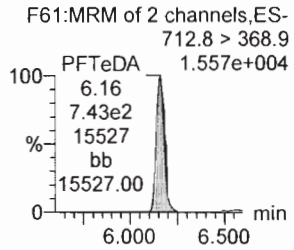

N-EtFOSA

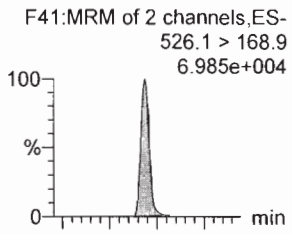

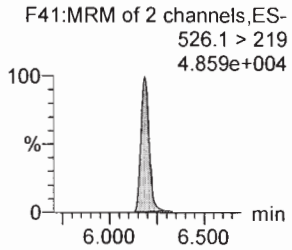

PFHxDA

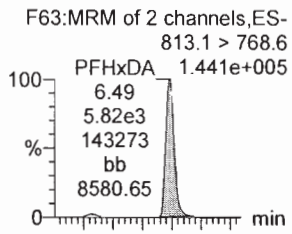

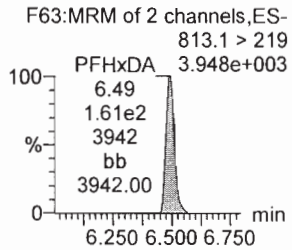

PFODA



N-MeFOSE

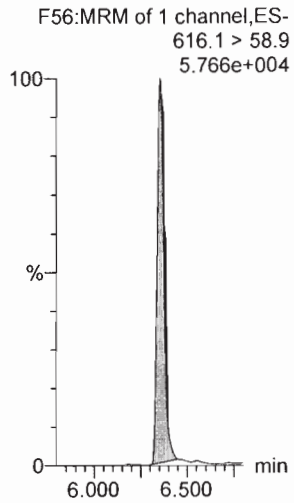

N-EtFOSE

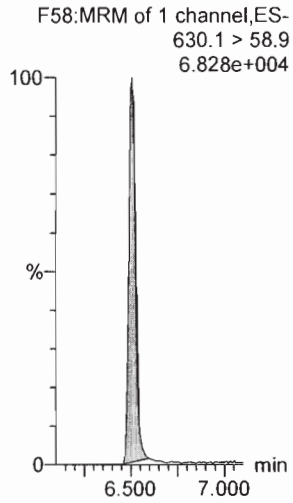

13C2-PFTeDA

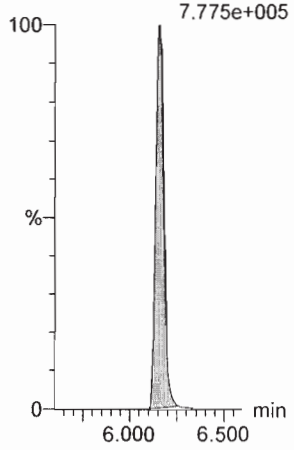

d5-N-ETFOSA

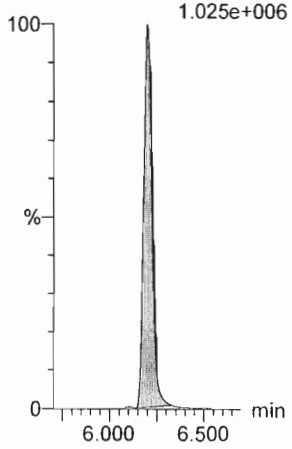

13C2-PFHxDA

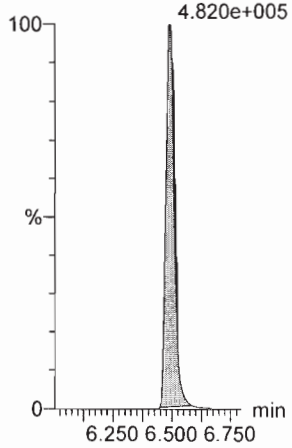

13C2-PFHxDA

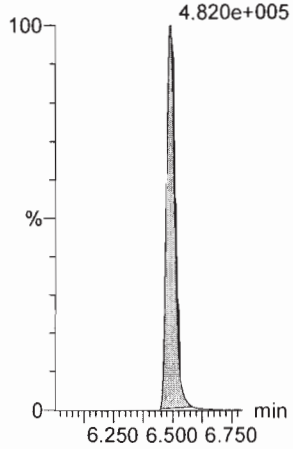

d7-N-MeFOSE

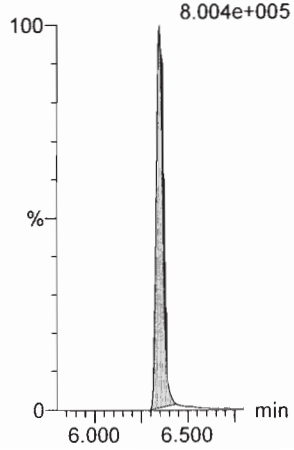

d9-N-EtFOSE

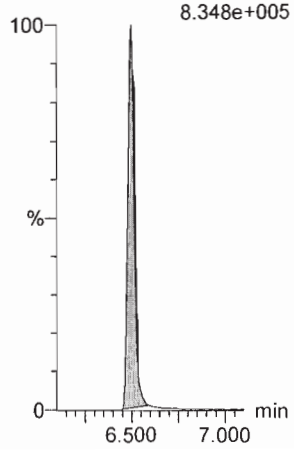

Dataset: Untitled

Last Altered: Sunday, August 26, 2018 12:50:42 Pacific Daylight Time
Printed: Sunday, August 26, 2018 12:51:08 Pacific Daylight Time

Name: 180825M1_5, Date: 25-Aug-2018, Time: 14:14:47, ID: ST180825M1-4 PFC CS1 18H2105, Description: PFC CS1 18H2105

13C4-PFBA

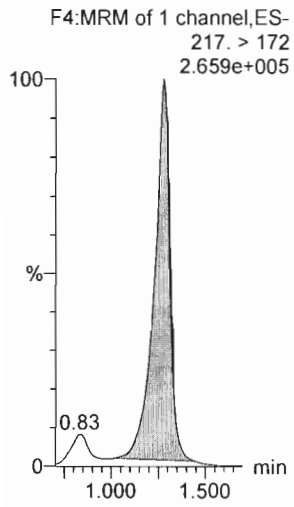

13C5-PFHxA

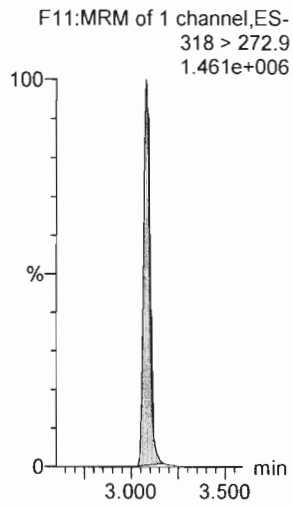

13C3-PFHxS

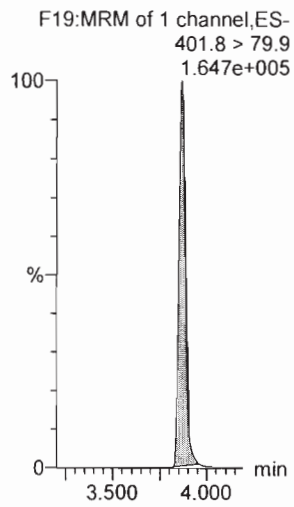

13C8-PFOA

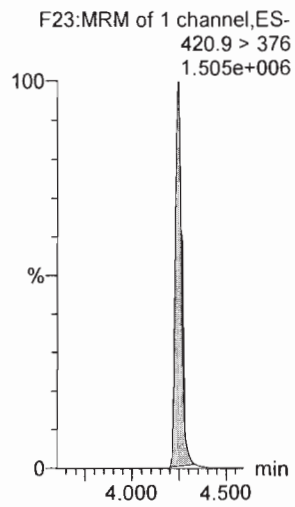

13C9-PFNA

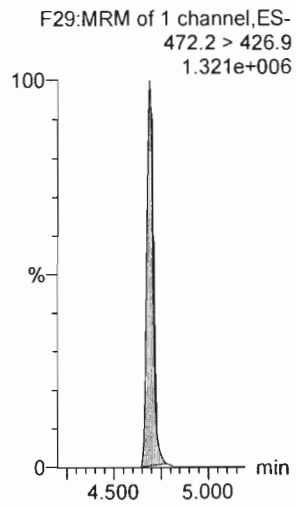

13C4-PFOS

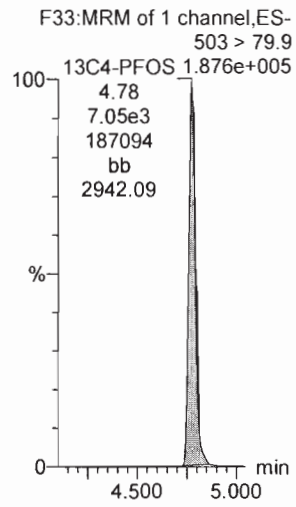

13C6-PFDA

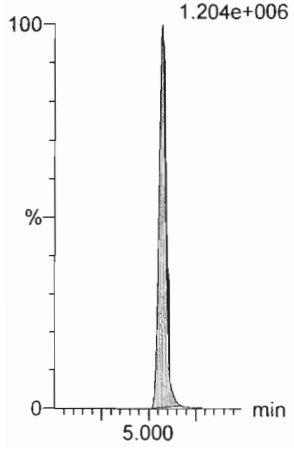

13C7-PFUdA

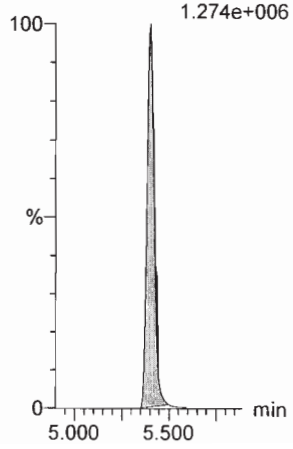

Dataset: Untitled

Last Altered: Sunday, August 26, 2018 12:50:42 Pacific Daylight Time
Printed: Sunday, August 26, 2018 12:51:08 Pacific Daylight Time

Name: 180825M1_6, Date: 25-Aug-2018, Time: 14:25:25, ID: ST180825M1-5 PFC CS2 18H2106, Description: PFC CS2 18H2106

PFBA

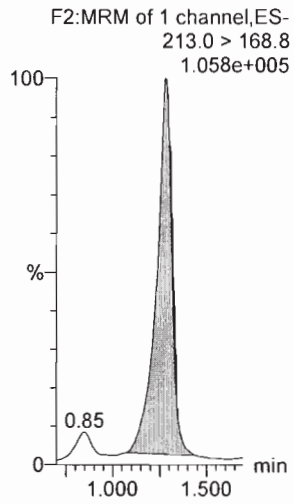

PFPeA

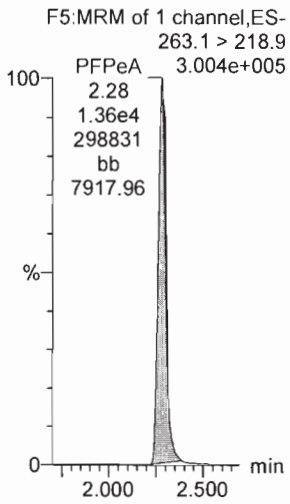

PFBS

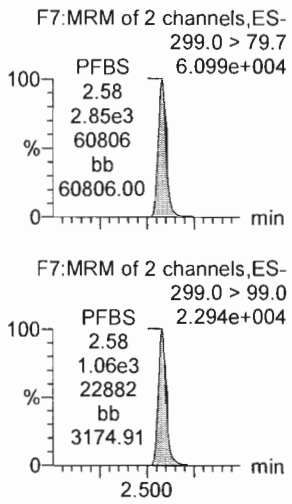

4:2 FTS

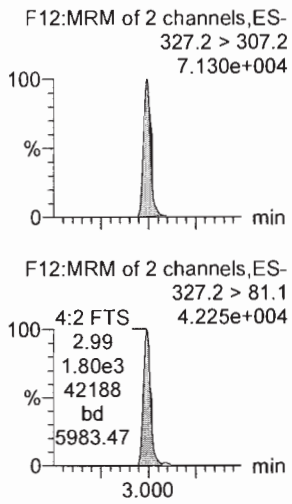

PFHxA

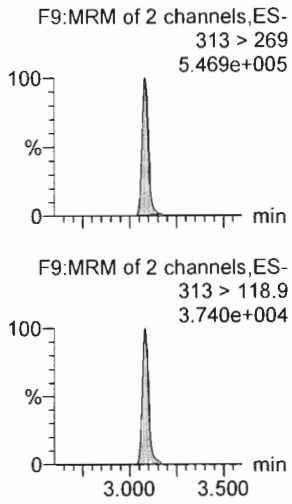

PFPeS

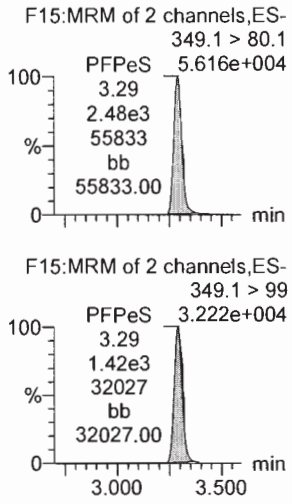

13C3-PFBA

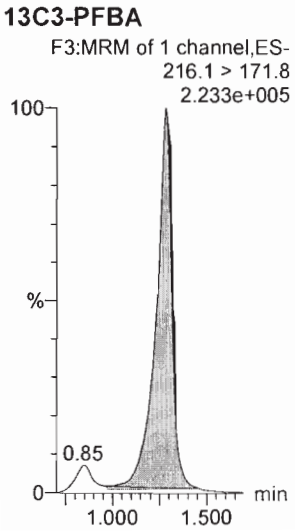

13C3-PFPeA

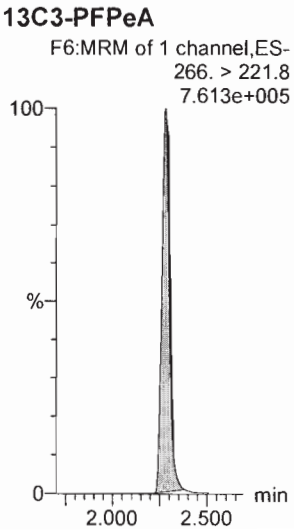

13C3-PFBS

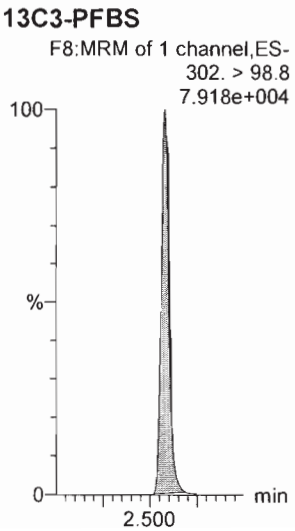

13C2-4:2 FTS

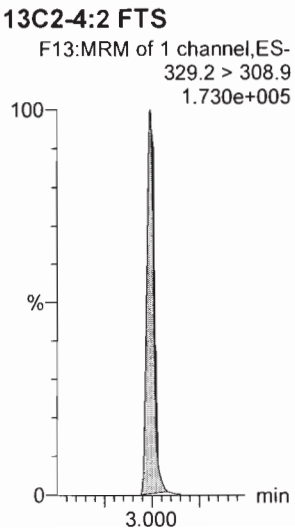

13C2-PFHxA

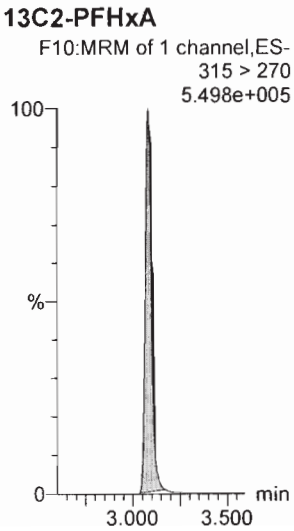

13C3-PFBS

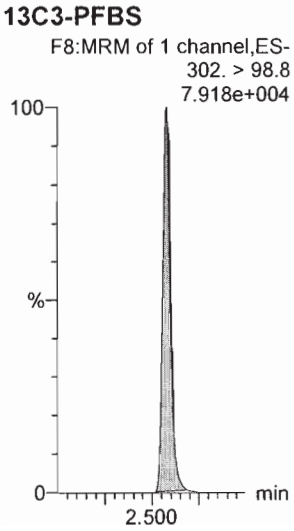

Dataset: Untitled

Last Altered: Sunday, August 26, 2018 12:50:42 Pacific Daylight Time
Printed: Sunday, August 26, 2018 12:51:08 Pacific Daylight Time

Name: 180825M1_6, Date: 25-Aug-2018, Time: 14:25:25, ID: ST180825M1-5 PFC CS2 18H2106, Description: PFC CS2 18H2106

6:2 FTS

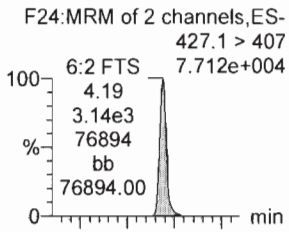

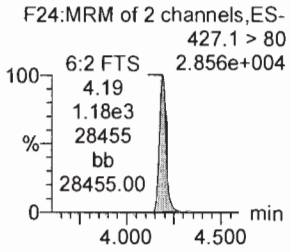

PFHpA

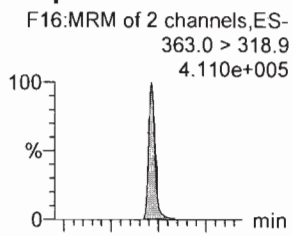

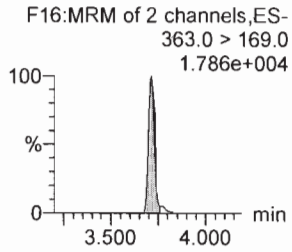

L-PFHxS

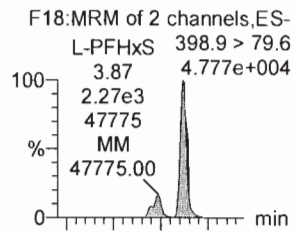

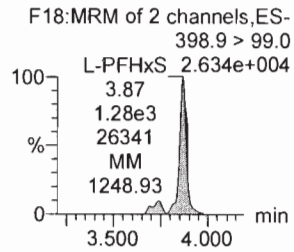

L-PFOA

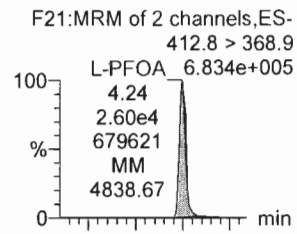

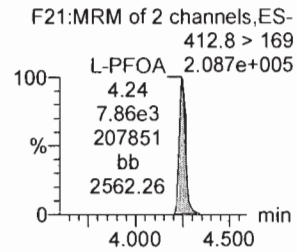

PFHpS

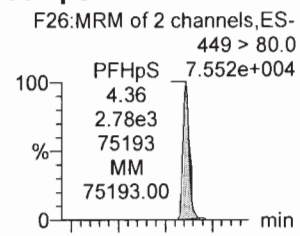

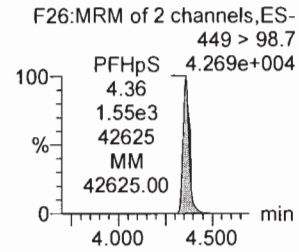

PFNA

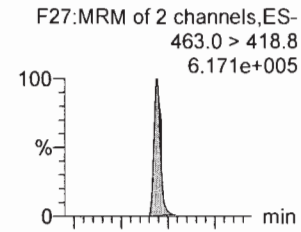

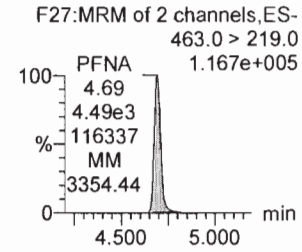

13C2-6:2 FTS

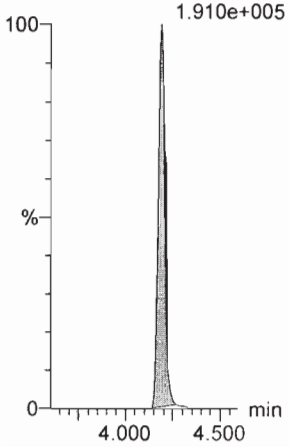

13C4-PFHpA

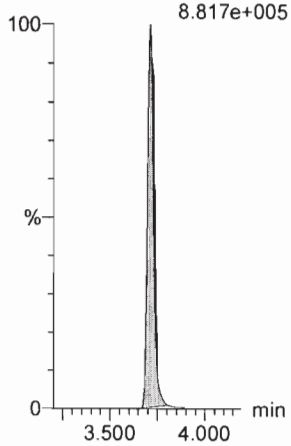

18O2-PFHxS

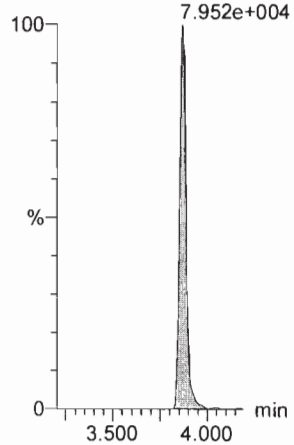

13C2-PFOA

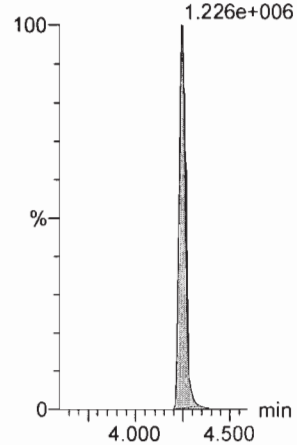

13C8-PFOS

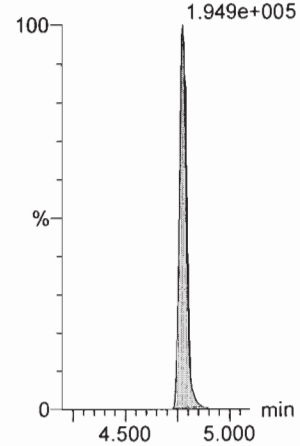

13C5-PFNA

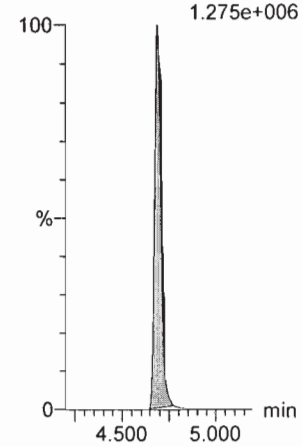

Dataset: Untitled

Last Altered: Sunday, August 26, 2018 12:50:42 Pacific Daylight Time
Printed: Sunday, August 26, 2018 12:51:08 Pacific Daylight Time

Name: 180825M1_6, Date: 25-Aug-2018, Time: 14:25:25, ID: ST180825M1-5 PFC CS2 18H2106, Description: PFC CS2 18H2106

PFOSA

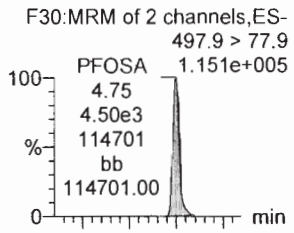

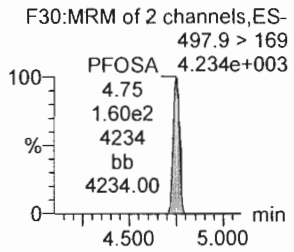

L-PFOS

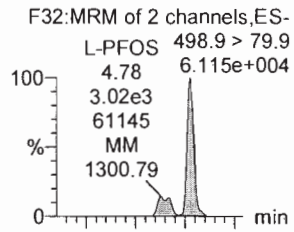

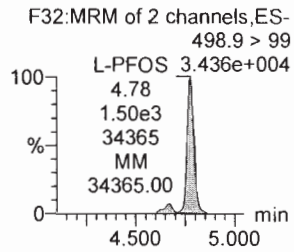

PFDA

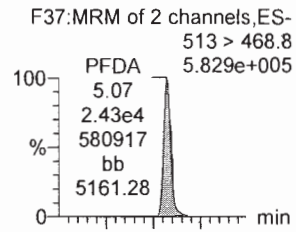

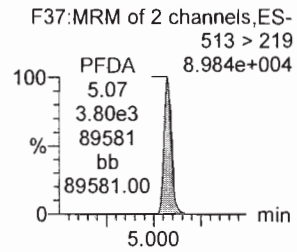

8:2 FTS

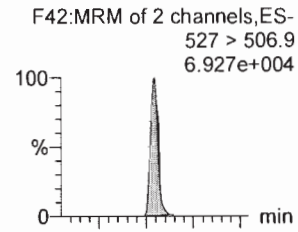

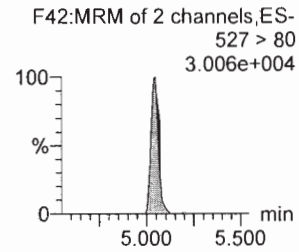

PFNS

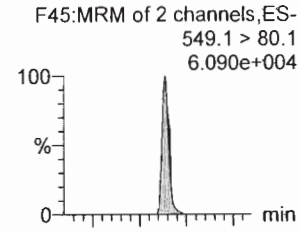

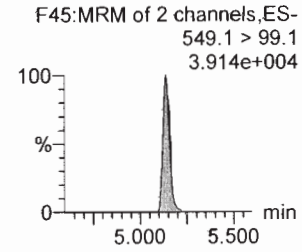

L-MeFOSAA

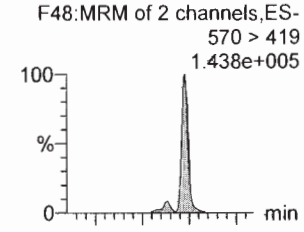

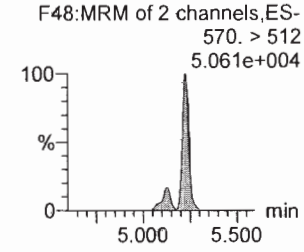

13C8-PFOSA

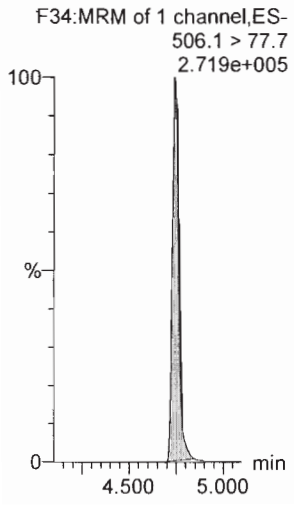

13C8-PFOS

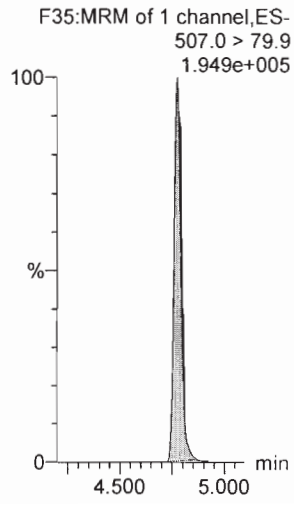

13C2-PFDA

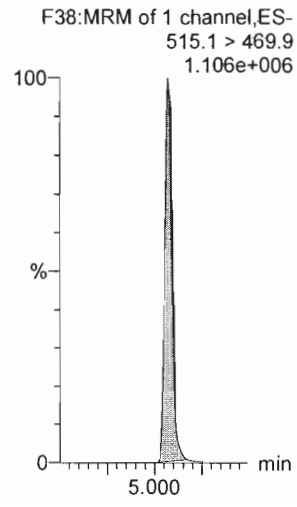

13C2-8:2 FTS

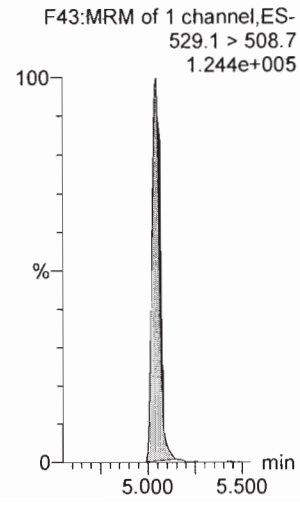

13C8-PFOS

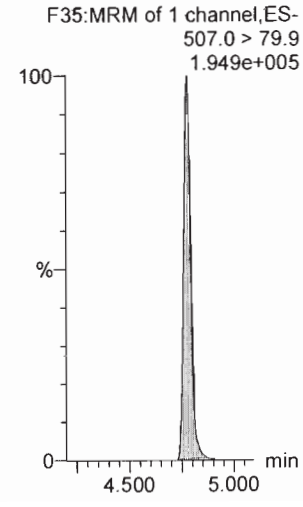

d3-N-MeFOSAA

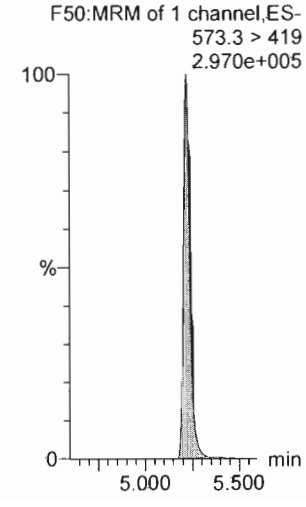

Dataset: Untitled

Last Altered: Sunday, August 26, 2018 12:50:42 Pacific Daylight Time
Printed: Sunday, August 26, 2018 12:51:08 Pacific Daylight Time

Name: 180825M1_6, Date: 25-Aug-2018, Time: 14:25:25, ID: ST180825M1-5 PFC CS2 18H2106, Description: PFC CS2 18H2106

L-EtFOSAA

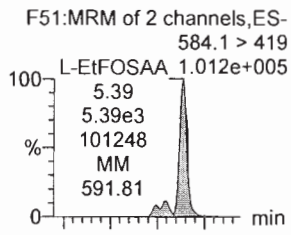

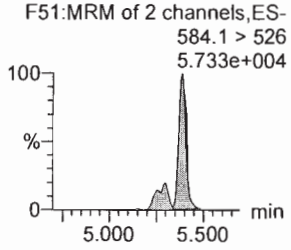

PFDoA

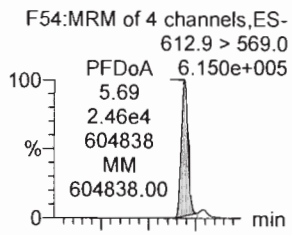

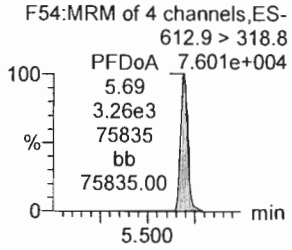

PFDS

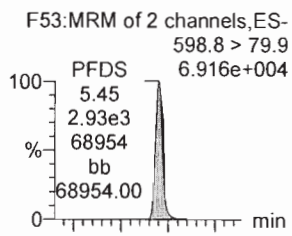

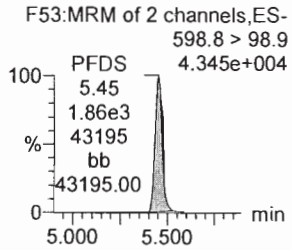

PFUdA

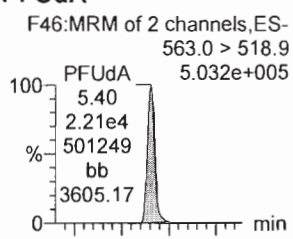

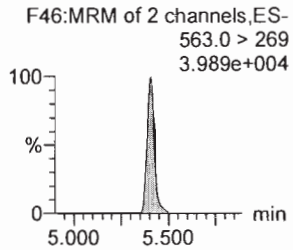

N-MeFOSA

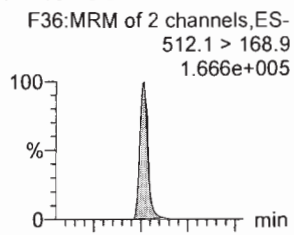

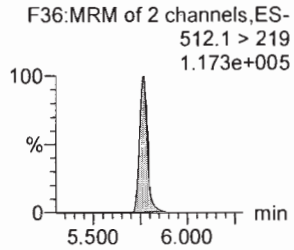

PFTrDA

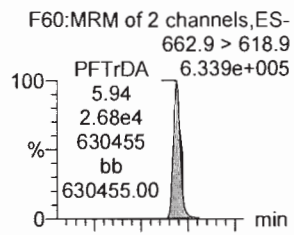

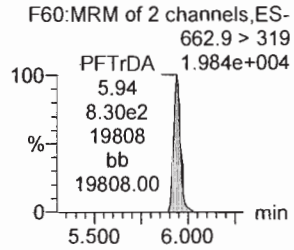

d5-N-EtFOSAA

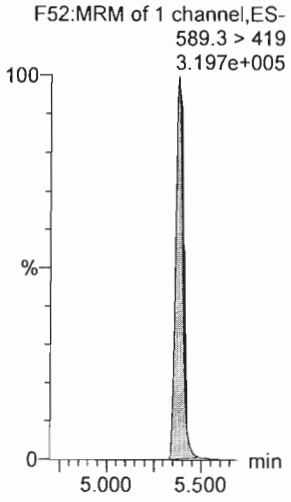

13C2-PFDoA

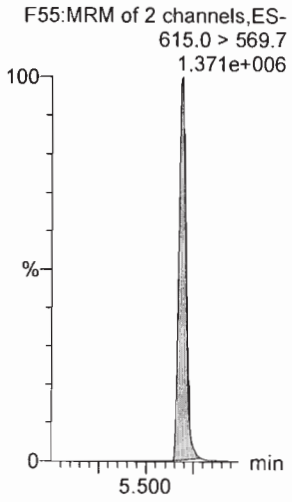

13C8-PFOS

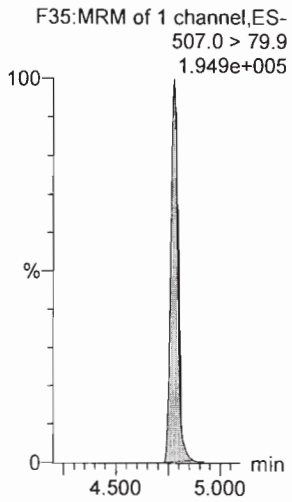

13C2-PFUdA

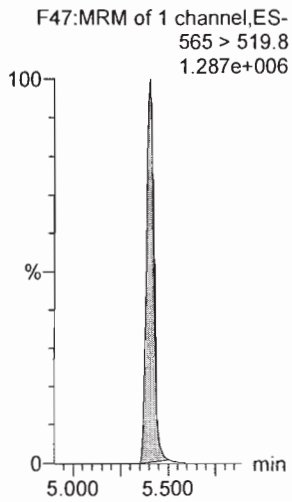

d3-N-MeFOSA

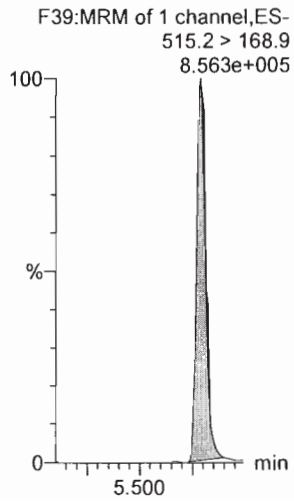

13C2-PFDoA

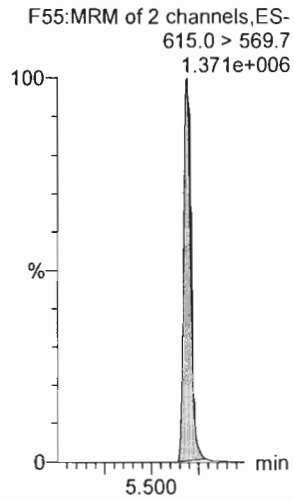

Dataset: Untitled

Last Altered: Sunday, August 26, 2018 12:50:42 Pacific Daylight Time
Printed: Sunday, August 26, 2018 12:51:08 Pacific Daylight Time

Name: 180825M1_6, Date: 25-Aug-2018, Time: 14:25:25, ID: ST180825M1-5 PFC CS2 18H2106, Description: PFC CS2 18H2106

PFTeDA

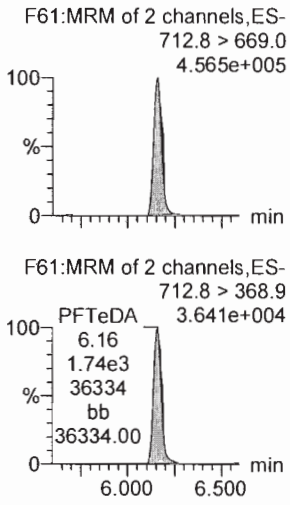

N-EtFOSA

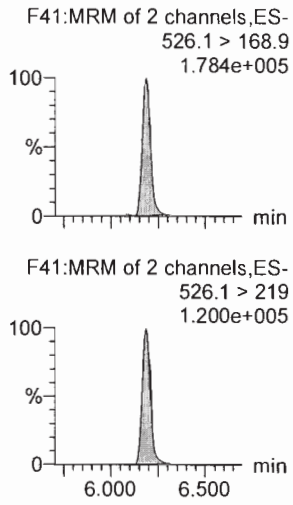

PFHxDA

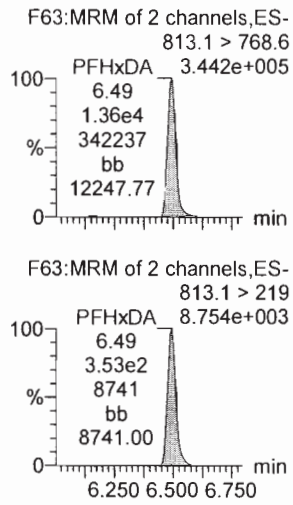

PFODA



N-MeFOSE

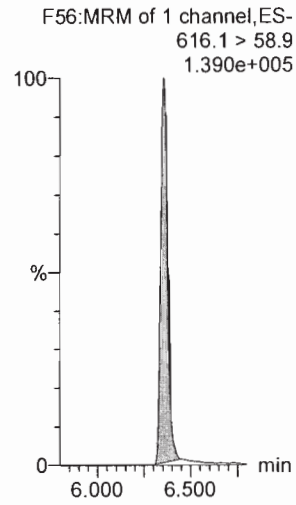

N-EtFOSE

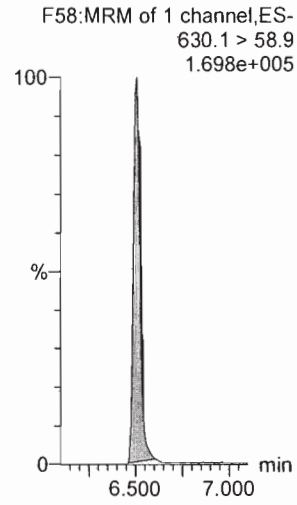

13C2-PFTeDA

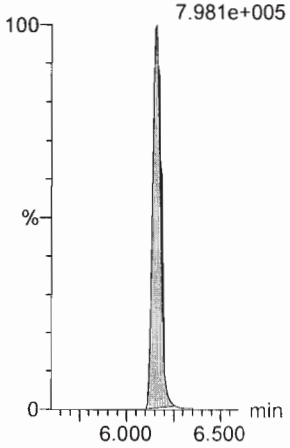

d5-N-ETFOSA

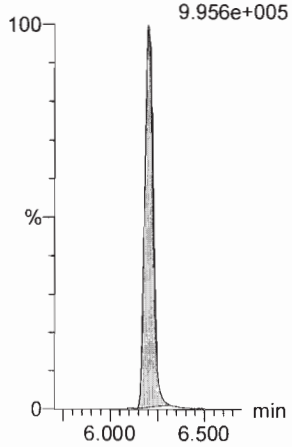

13C2-PFHxDA

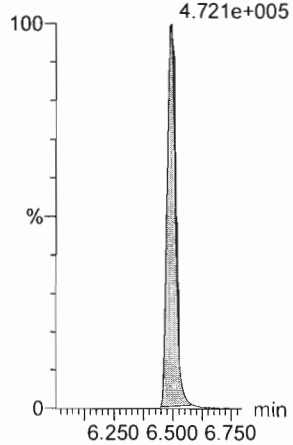

13C2-PFHxDA

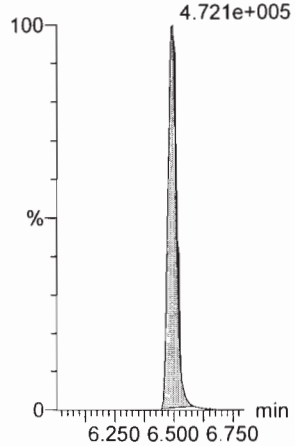

d7-N-MeFOSE

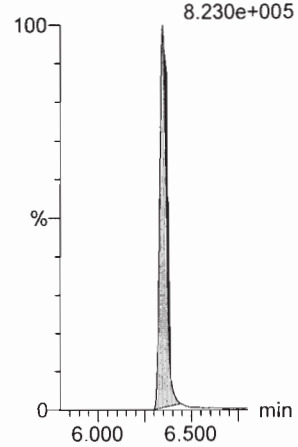

d9-N-EtFOSE

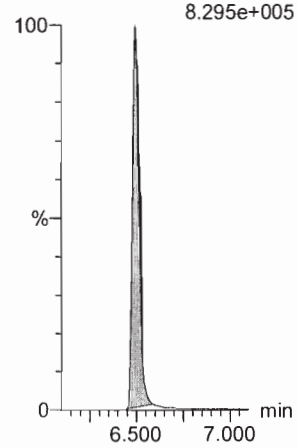

Dataset: Untitled

Last Altered: Sunday, August 26, 2018 12:50:42 Pacific Daylight Time
Printed: Sunday, August 26, 2018 12:51:08 Pacific Daylight Time

Name: 180825M1_6, Date: 25-Aug-2018, Time: 14:25:25, ID: ST180825M1-5 PFC CS2 18H2106, Description: PFC CS2 18H2106

13C4-PFBA

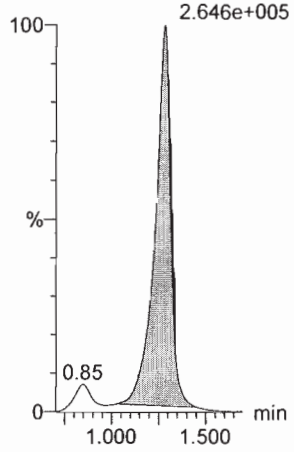

13C5-PFHxA

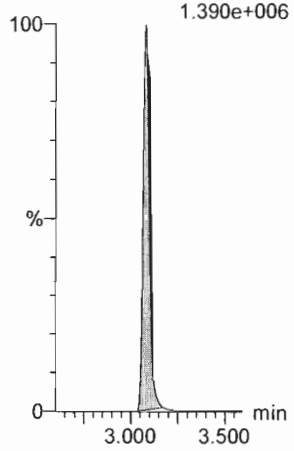

13C3-PFHxS

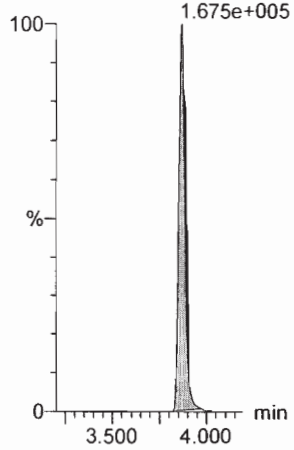

13C8-PFOA

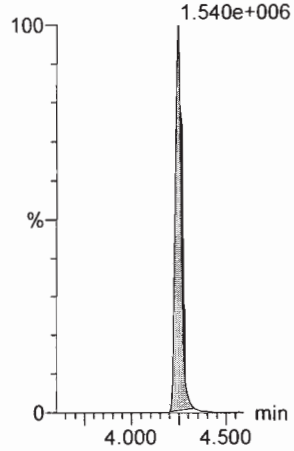

13C9-PFNA

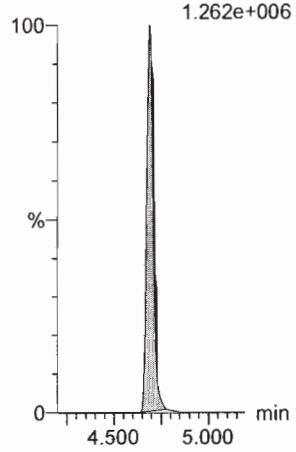

13C4-PFOS

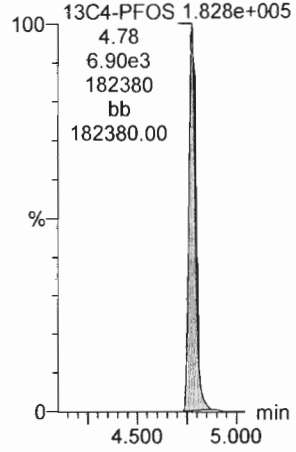

13C6-PFDA

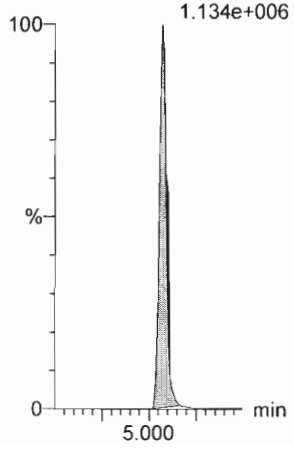

13C7-PFUdA

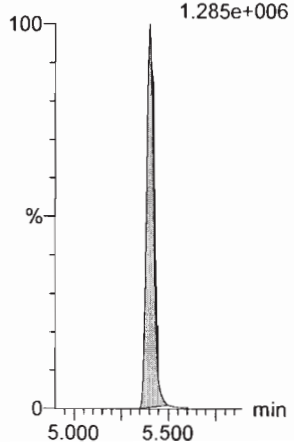

Dataset: F:\Projects\PFAS.PRO\Results\180825M1\180825M1-CRV.qld

Last Altered: Sunday, August 26, 2018 13:06:25 Pacific Daylight Time
Printed: Sunday, August 26, 2018 13:06:38 Pacific Daylight Time

Method: F:\Projects\PFAS.PRO\MethDB\PFAS_FULL_80C_082518.mdb 26 Aug 2018 13:06:23
Calibration: 26 Aug 2018 13:06:13

Name: 180825M1_7, Date: 25-Aug-2018, Time: 14:35:59, ID: ST180825M1-6 PFC CS3 18H2107, Description: PFC CS3 18H2107

PFBA

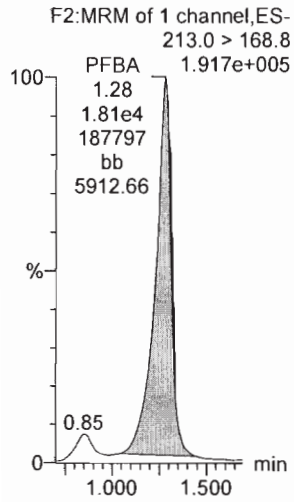

PFPeA

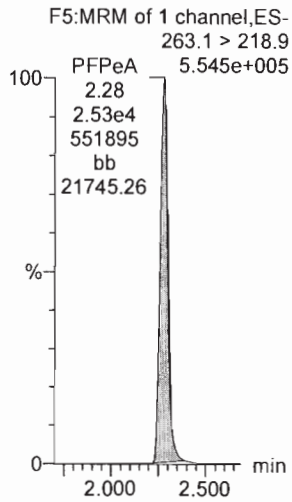

PFBS

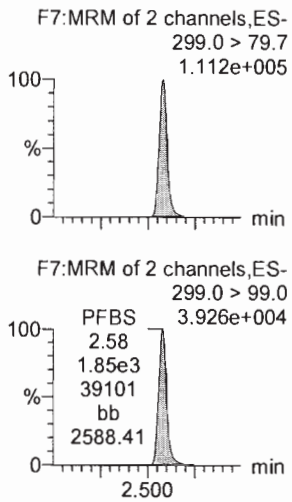

4:2 FTS

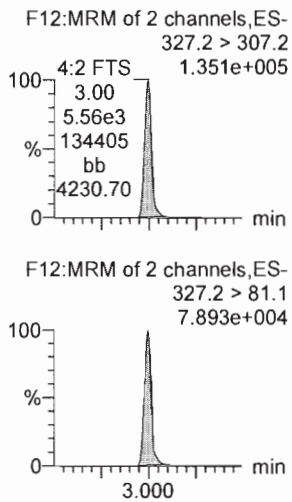

PFHxA

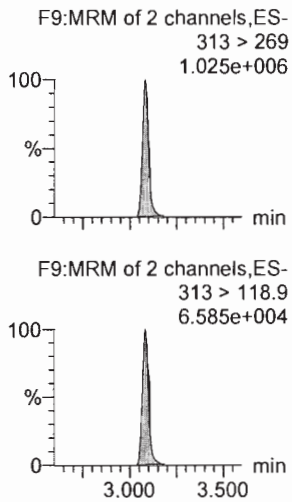

PFPeS

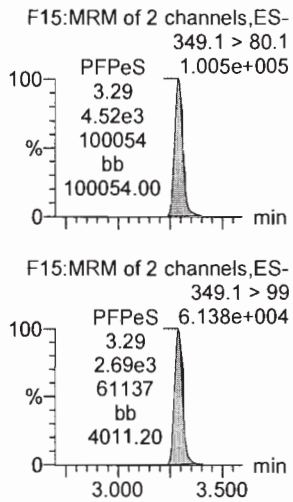

13C3-PFBA

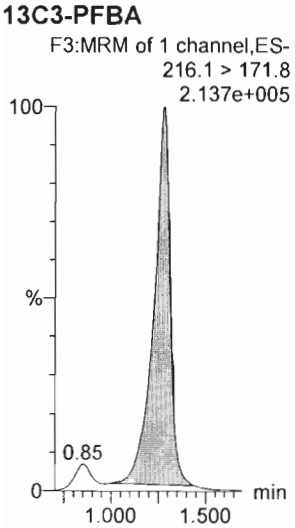

13C3-PFPeA

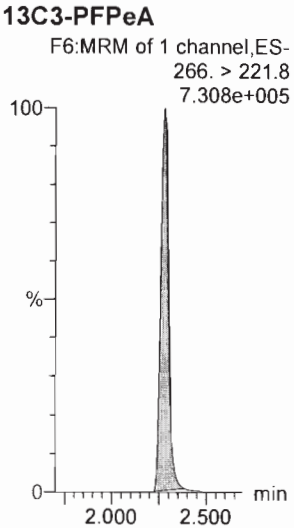

13C3-PFBS

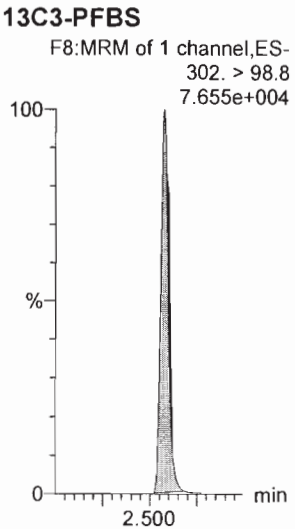

13C2-4:2 FTS

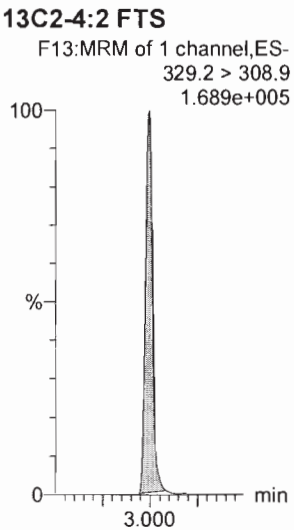

13C2-PFHxA

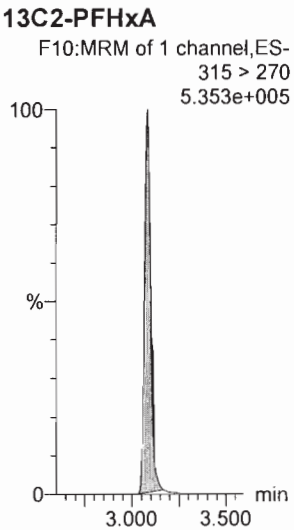

13C3-PFBS



Dataset: F:\Projects\PFAS.PRO\Results\180825M1\180825M1-CRV.qld

Last Altered: Sunday, August 26, 2018 13:06:25 Pacific Daylight Time
Printed: Sunday, August 26, 2018 13:06:38 Pacific Daylight Time

Name: 180825M1_7, Date: 25-Aug-2018, Time: 14:35:59, ID: ST180825M1-6 PFC CS3 18H2107, Description: PFC CS3 18H2107

6:2 FTS

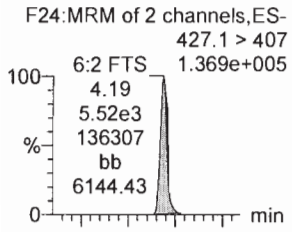

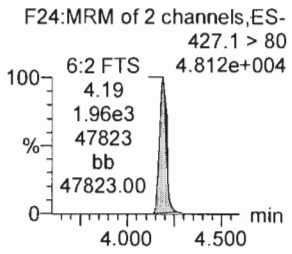

PFHpA

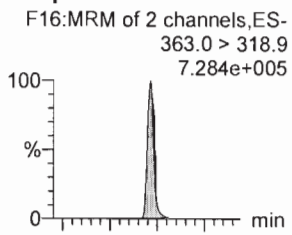

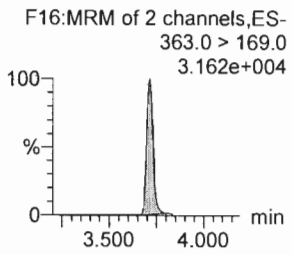

L-PFHxS

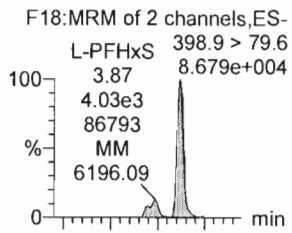

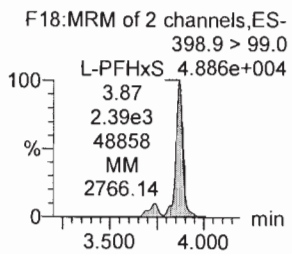

L-PFOA

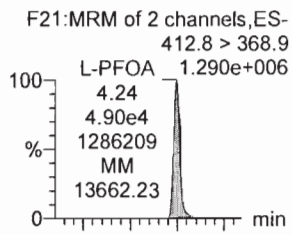

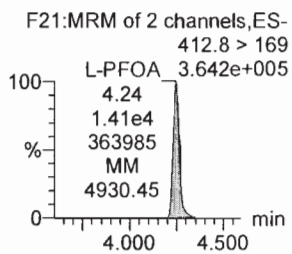

PFHpS

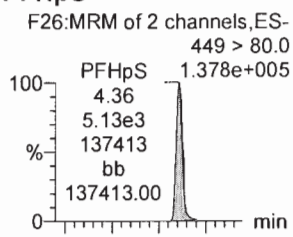

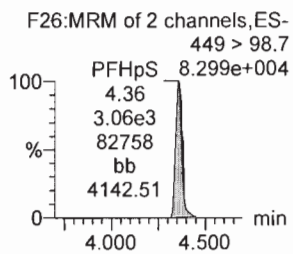

PFNA

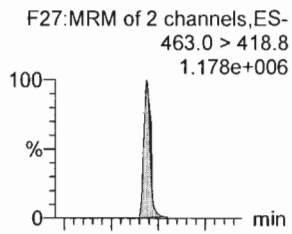

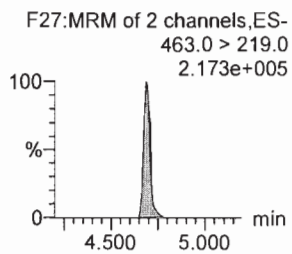

13C2-6:2 FTS

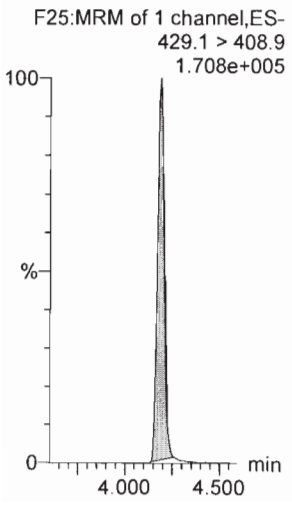

13C4-PFHpA

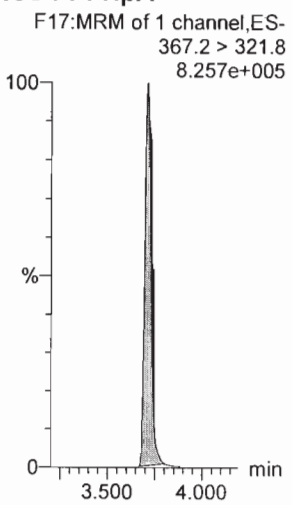

18O2-PFHxS

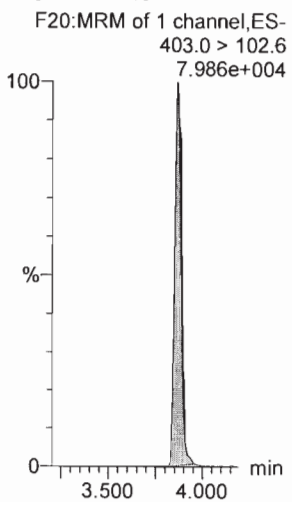

13C2-PFOA

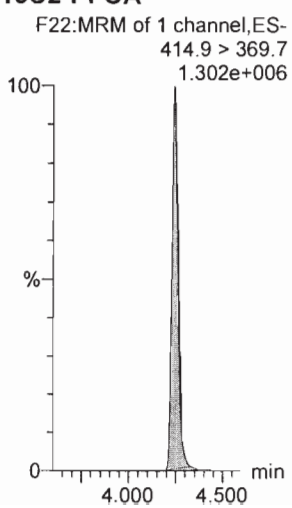

13C8-PFOS

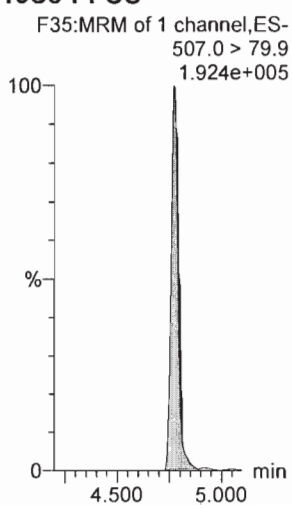

13C5-PFNA

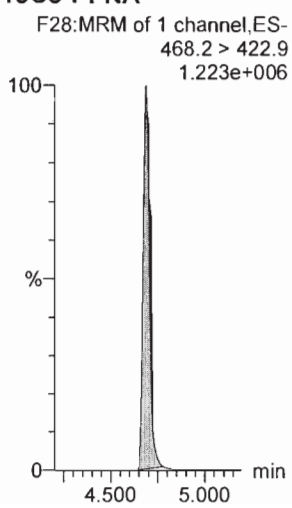

Dataset: F:\Projects\PFAS.PRO\Results\180825M1\180825M1-CRV.qld

Last Altered: Sunday, August 26, 2018 13:06:25 Pacific Daylight Time
Printed: Sunday, August 26, 2018 13:06:38 Pacific Daylight Time

Name: 180825M1_7, Date: 25-Aug-2018, Time: 14:35:59, ID: ST180825M1-6 PFC CS3 18H2107, Description: PFC CS3 18H2107

PFOSA

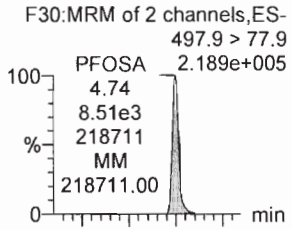

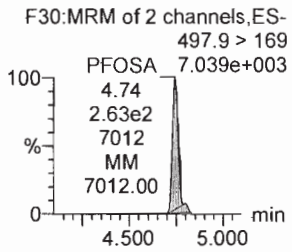

L-PFOS

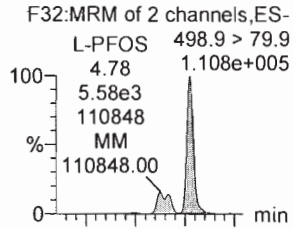

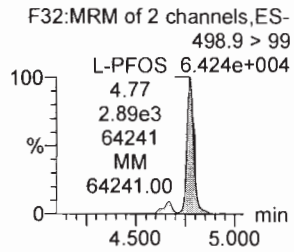

PFDA

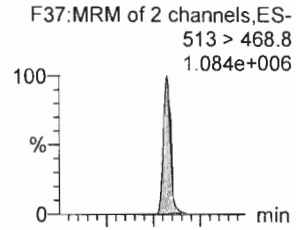

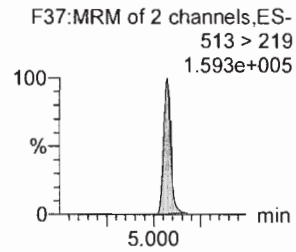

8:2 FTS

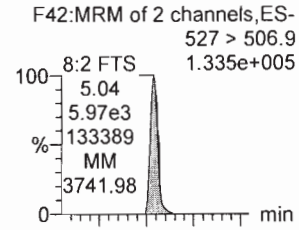

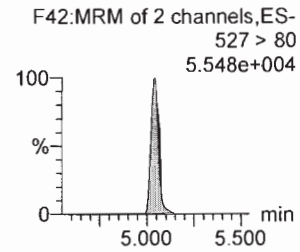

PFNS

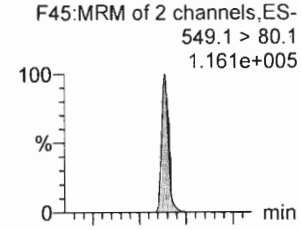

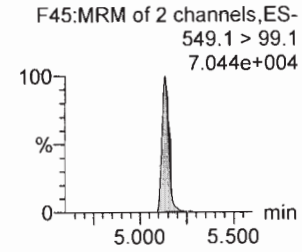

L-MeFOSAA

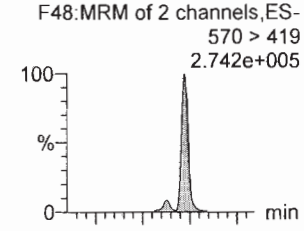

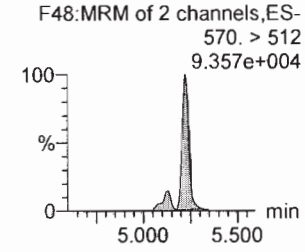

13C8-PFOSA

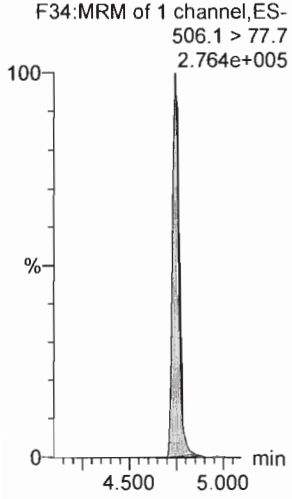

13C8-PFOS

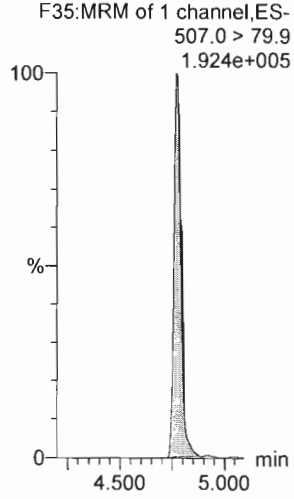

13C2-PFDA

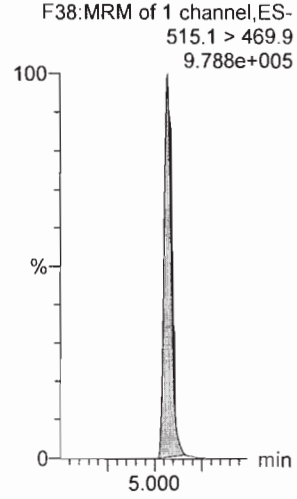

13C2-8:2 FTS

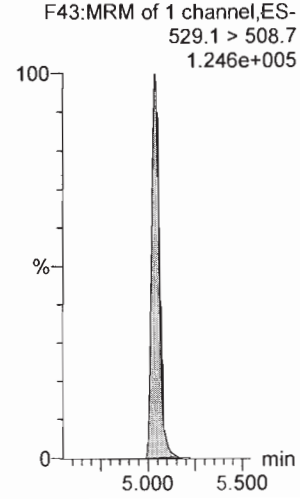

13C8-PFOS

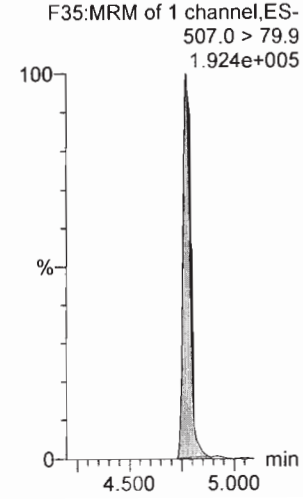

d3-N-MeFOSAA

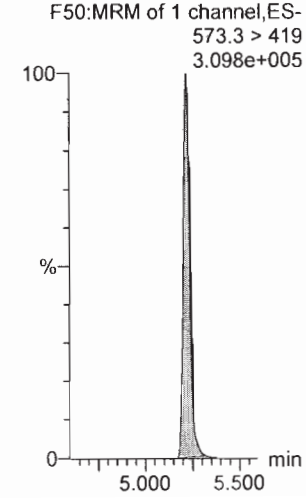

Dataset: F:\Projects\PFAS.PRO\Results\180825M1\180825M1-CRV.qld

Last Altered: Sunday, August 26, 2018 13:06:25 Pacific Daylight Time
Printed: Sunday, August 26, 2018 13:06:38 Pacific Daylight Time

Name: 180825M1_7, Date: 25-Aug-2018, Time: 14:35:59, ID: ST180825M1-6 PFC CS3 18H2107, Description: PFC CS3 18H2107

L-EtFOSAA

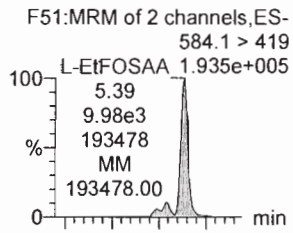

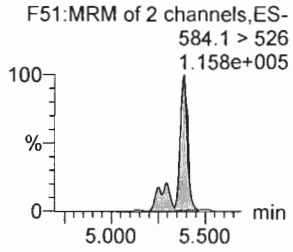

PFDoA

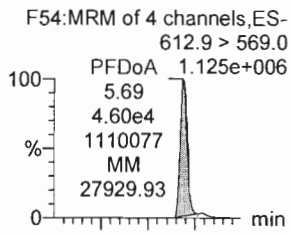

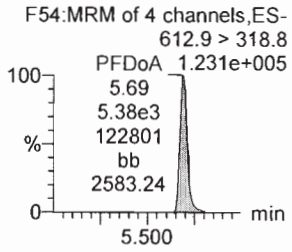

PFDS

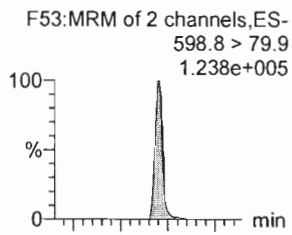

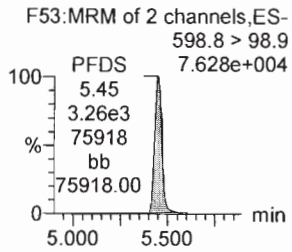

PFUdA

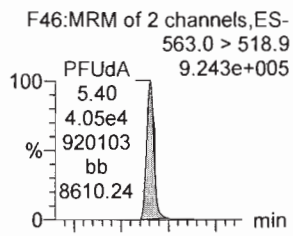

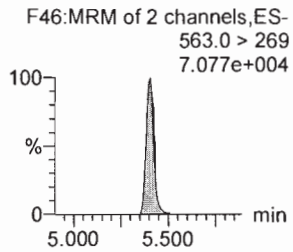

N-MeFOSA

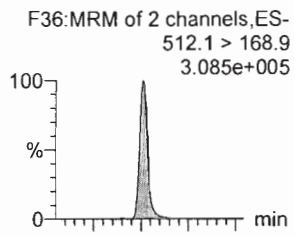

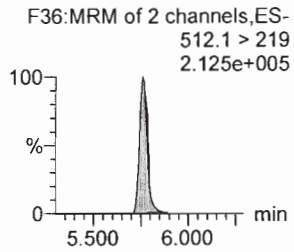

PFTrDA

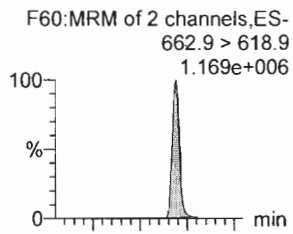

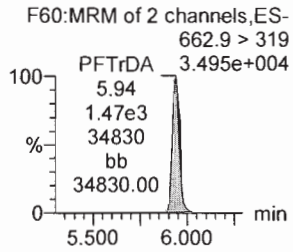

d5-N-EtFOSAA

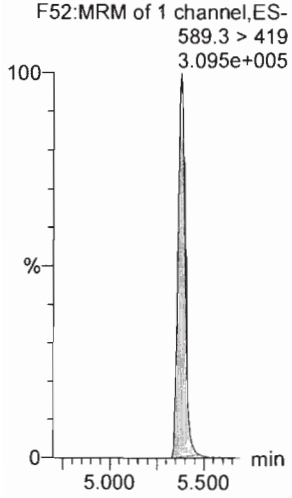

13C2-PFDoA

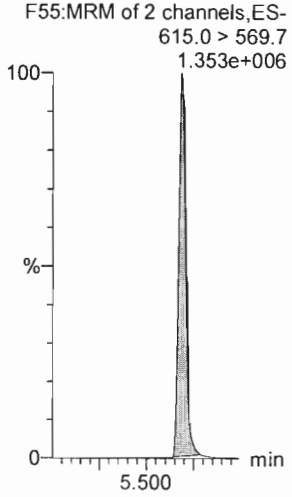

13C8-PFOS

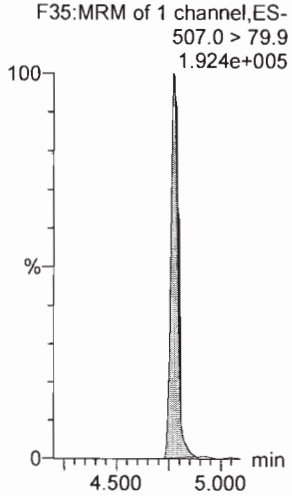

13C2-PFUdA

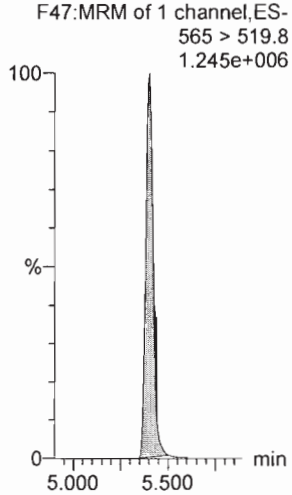

d3-N-MeFOSA

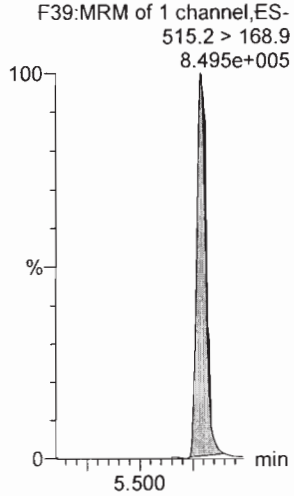

13C2-PFDoA

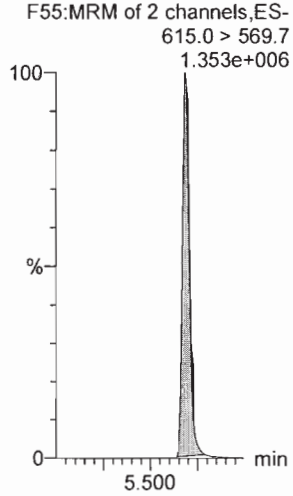

Dataset: F:\Projects\PFAS.PRO\Results\180825M1\180825M1-CRV.qld

Last Altered: Sunday, August 26, 2018 13:06:25 Pacific Daylight Time
Printed: Sunday, August 26, 2018 13:06:38 Pacific Daylight Time

Name: 180825M1_7, Date: 25-Aug-2018, Time: 14:35:59, ID: ST180825M1-6 PFC CS3 18H2107, Description: PFC CS3 18H2107

PFTeDA

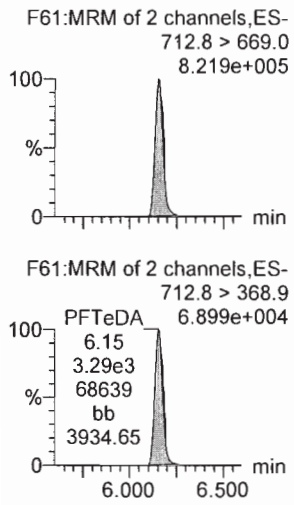

N-EtFOSA

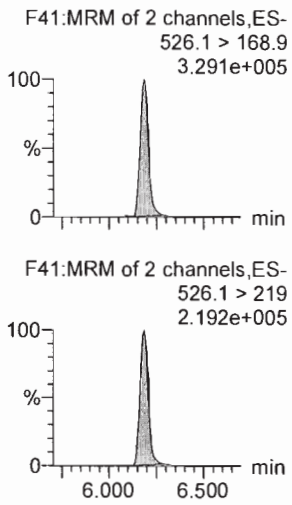

PFHxDA

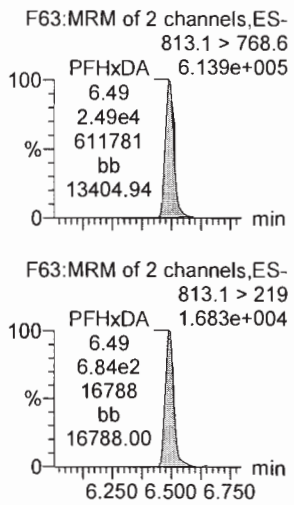

PFODA

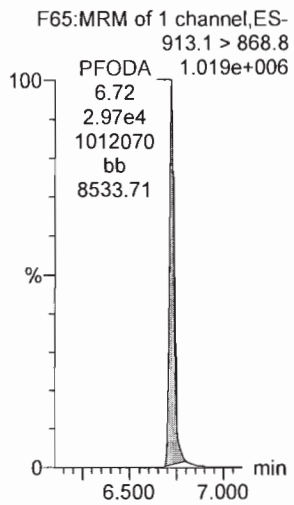

N-MeFOSE

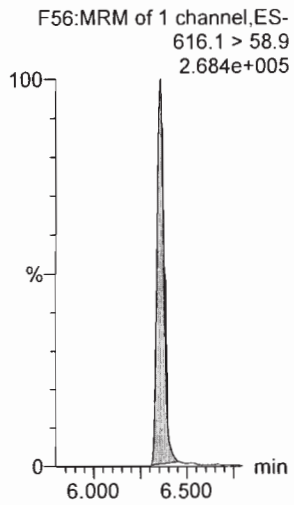

N-EtFOSE

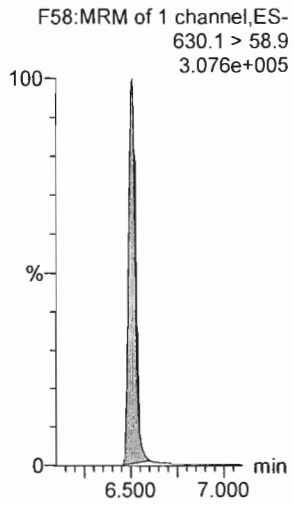

13C2-PFTeDA

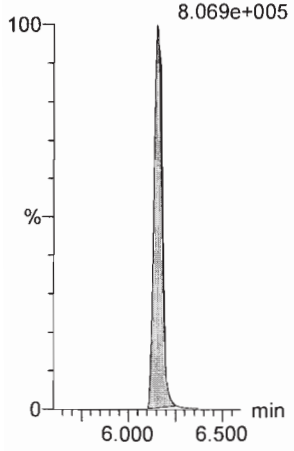

d5-N-ETFOSA

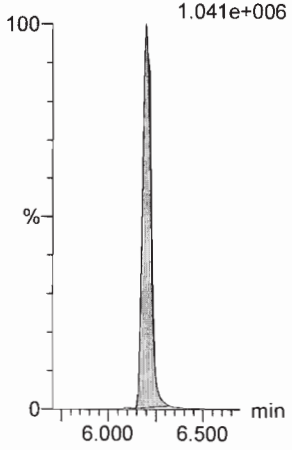

13C2-PFHxDA

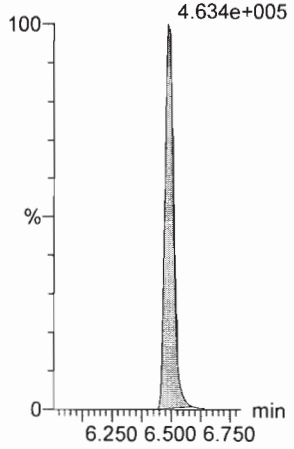

13C2-PFHxDA

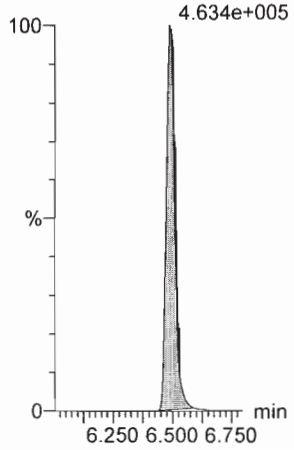

d7-N-MeFOSE

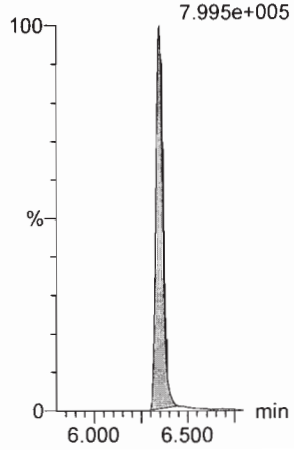

d9-N-EtFOSE

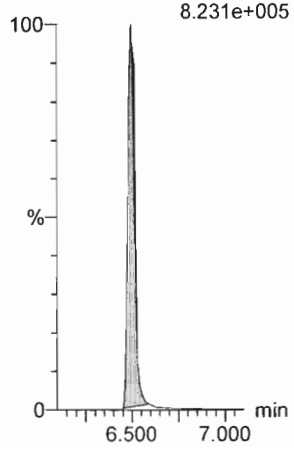

Dataset: F:\Projects\PFAS.PRO\Results\180825M1\180825M1-CRV.qld

Last Altered: Sunday, August 26, 2018 13:06:25 Pacific Daylight Time
Printed: Sunday, August 26, 2018 13:06:38 Pacific Daylight Time

Name: 180825M1_7, Date: 25-Aug-2018, Time: 14:35:59, ID: ST180825M1-6 PFC CS3 18H2107, Description: PFC CS3 18H2107

13C4-PFBA

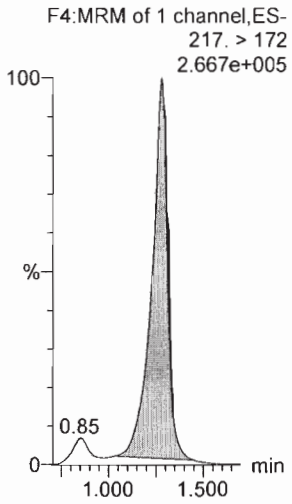

13C5-PFHxA

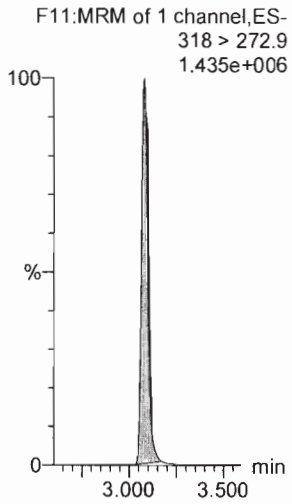

13C3-PFHxS

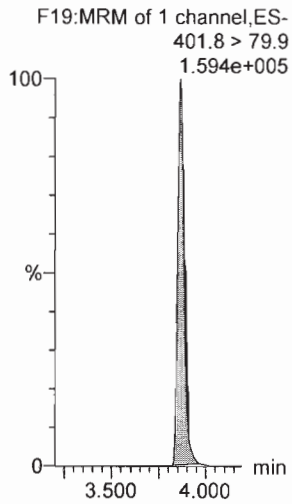

13C8-PFOA

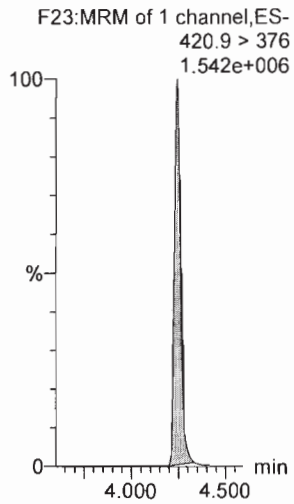

13C9-PFNA

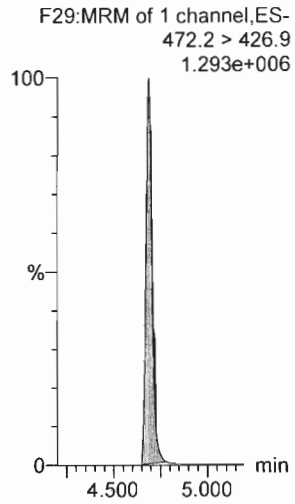

13C4-PFOS

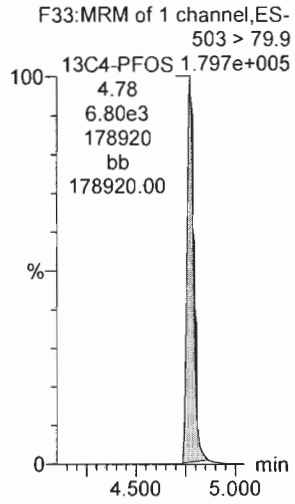

13C6-PFDA

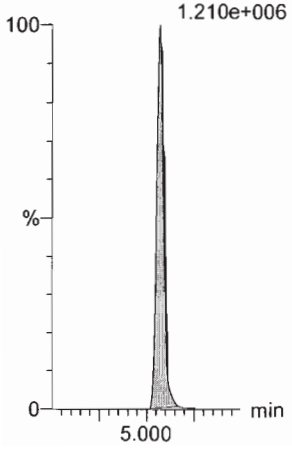

13C7-PFUdA

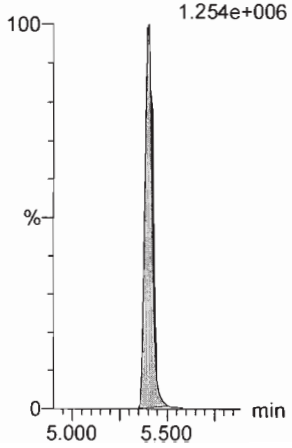

Dataset: Untitled

Last Altered: Sunday, August 26, 2018 12:50:42 Pacific Daylight Time
Printed: Sunday, August 26, 2018 12:51:08 Pacific Daylight Time

Name: 180825M1_8, Date: 25-Aug-2018, Time: 14:46:37, ID: ST180825M1-7 PFC CS4 18H2108, Description: PFC CS4 18H2108

PFBA

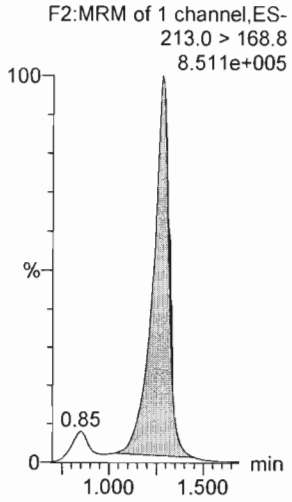

PFPeA

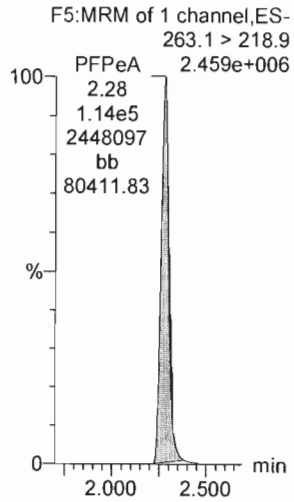

PFBS

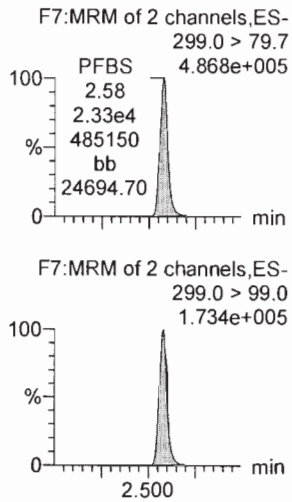

4:2 FTS

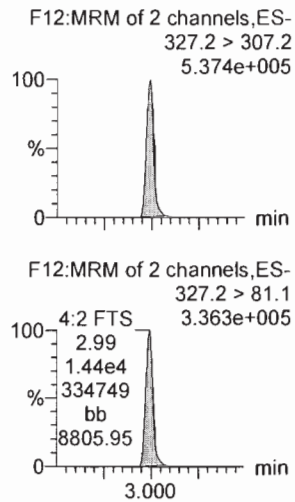

PFHxA

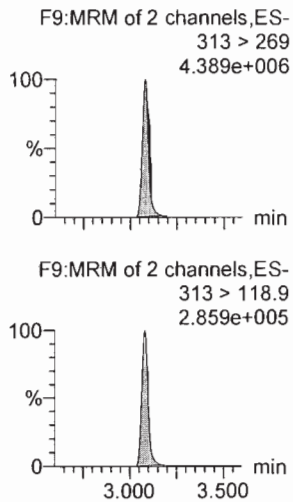

PFPeS

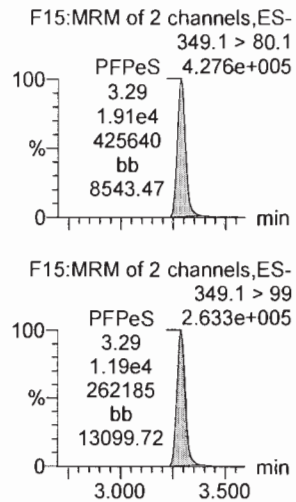

13C3-PFBA

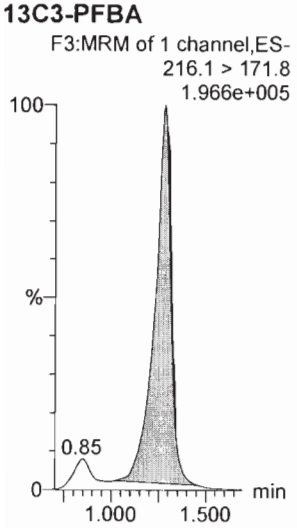

13C3-PFPeA

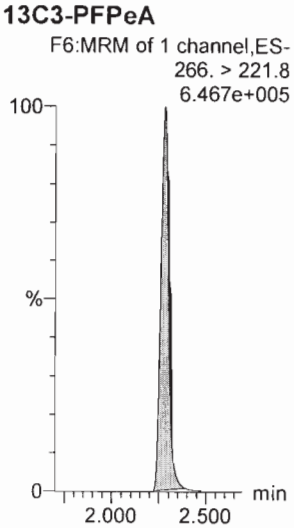

13C3-PFBS

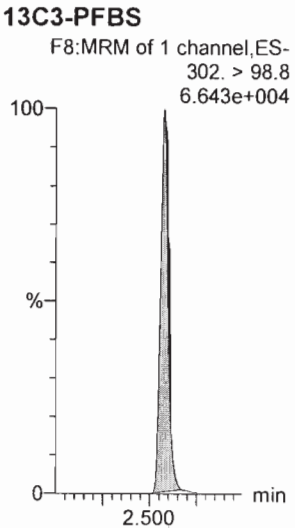

13C2-4:2 FTS

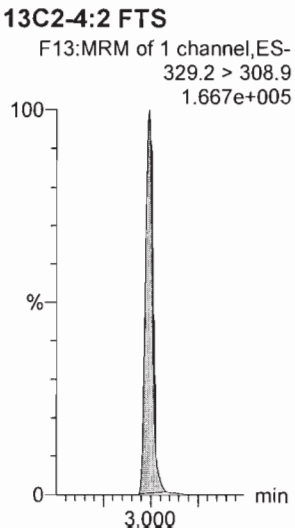

13C2-PFHxA

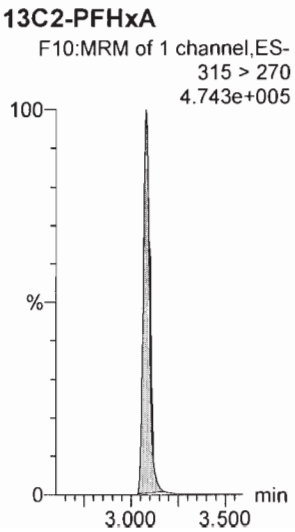

13C3-PFBS

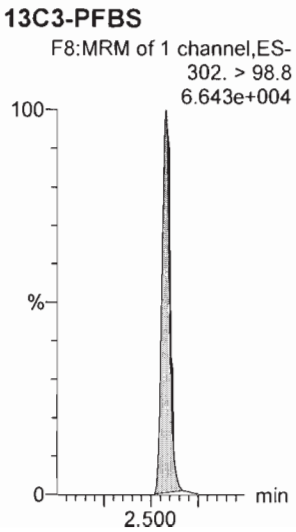

Dataset: Untitled

Last Altered: Sunday, August 26, 2018 12:50:42 Pacific Daylight Time
Printed: Sunday, August 26, 2018 12:51:08 Pacific Daylight Time

Name: 180825M1_8, Date: 25-Aug-2018, Time: 14:46:37, ID: ST180825M1-7 PFC CS4 18H2108, Description: PFC CS4 18H2108

6:2 FTS

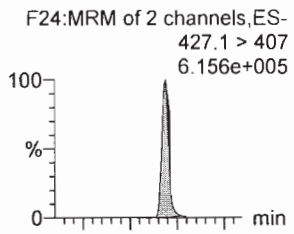

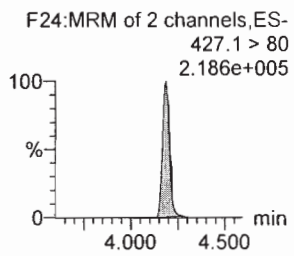

PFHpA

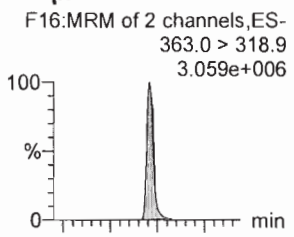

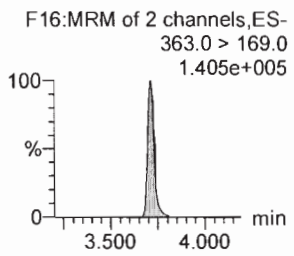

L-PFHxS

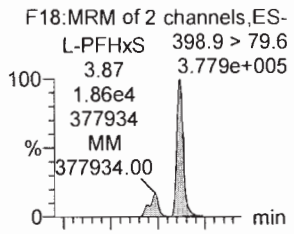

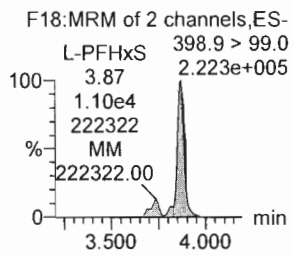

L-PFOA

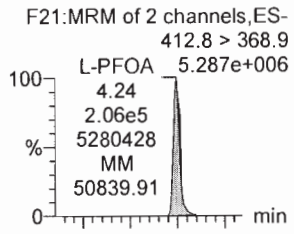

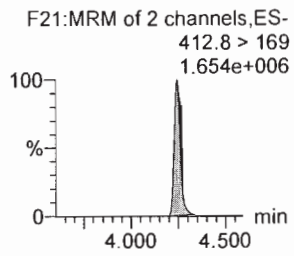

PFHpS

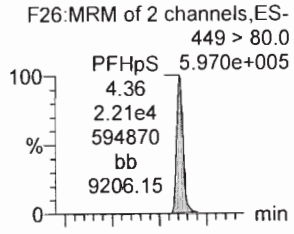

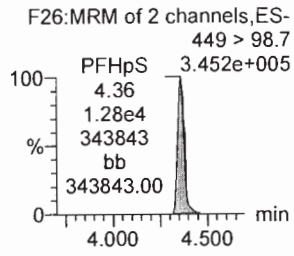

PFNA

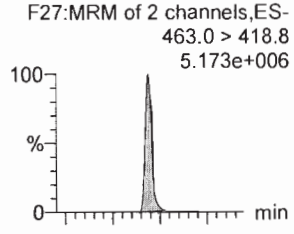

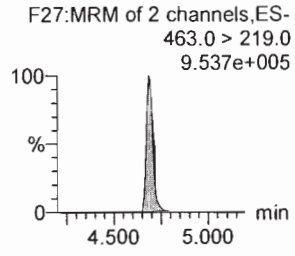

13C2-6:2 FTS

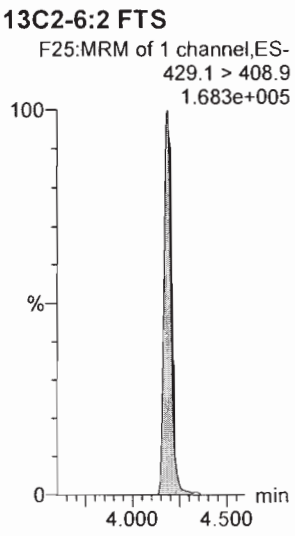

13C4-PFHpA

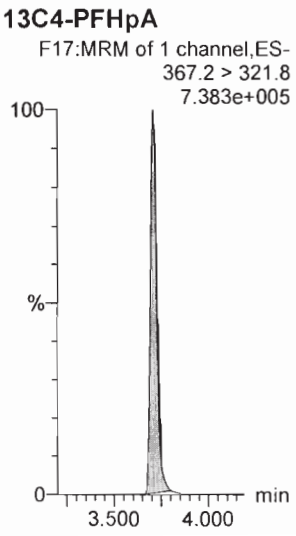

18O2-PFHxS

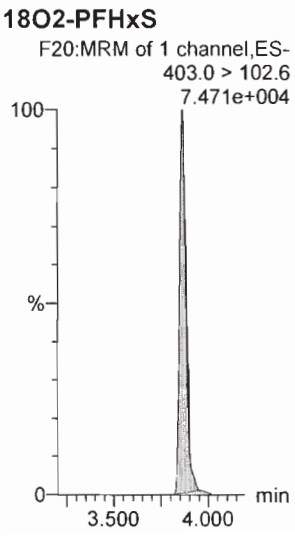

13C2-PFOA

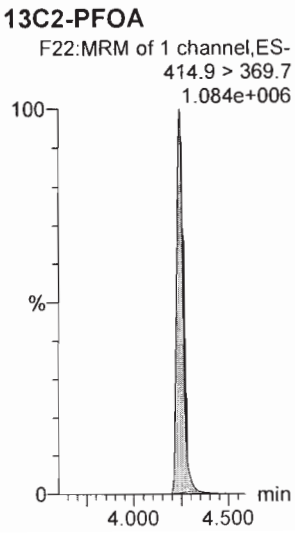

13C8-PFOS

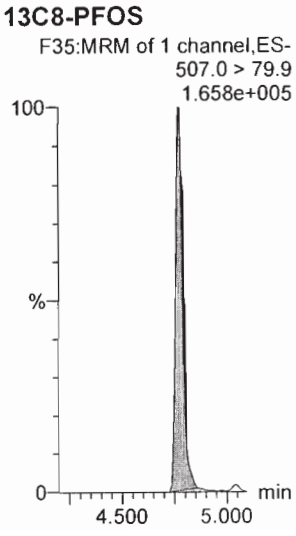

13C5-PFNA

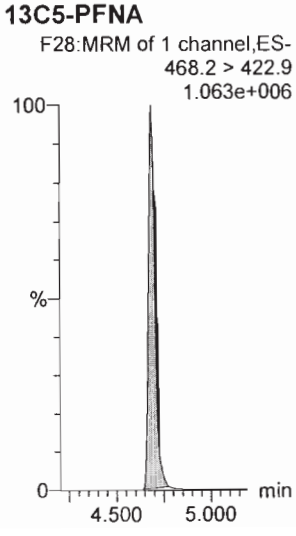

Dataset: Untitled

Last Altered: Sunday, August 26, 2018 12:50:42 Pacific Daylight Time
Printed: Sunday, August 26, 2018 12:51:08 Pacific Daylight Time

Name: 180825M1_8, Date: 25-Aug-2018, Time: 14:46:37, ID: ST180825M1-7 PFC CS4 18H2108, Description: PFC CS4 18H2108

PFOSA

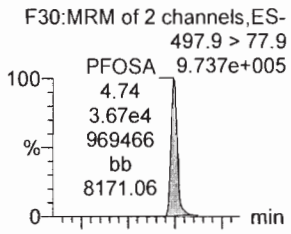

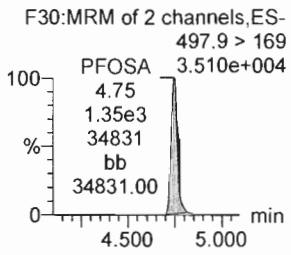

L-PFOS

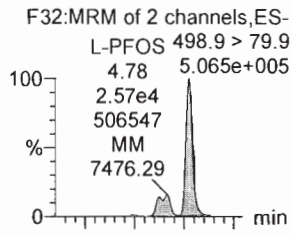

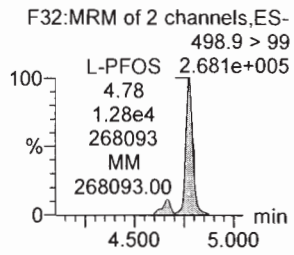

PFDA

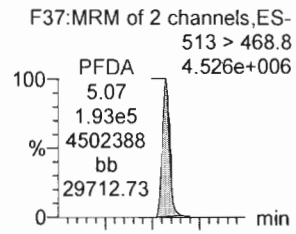

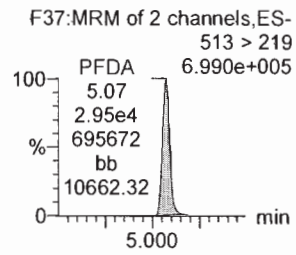

8:2 FTS

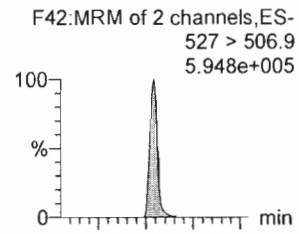

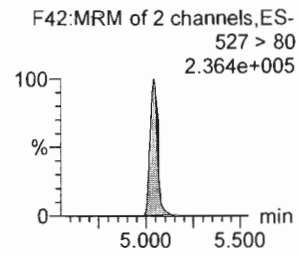

PFNS

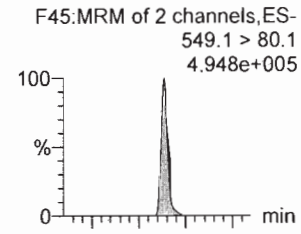

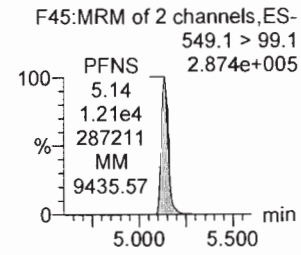

L-MeFOSAA

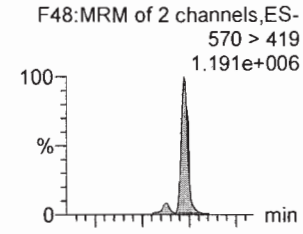

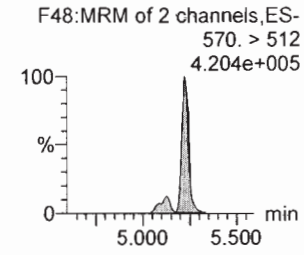

13C8-PFOSA

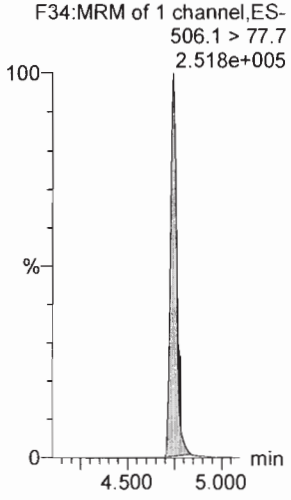

13C8-PFOS

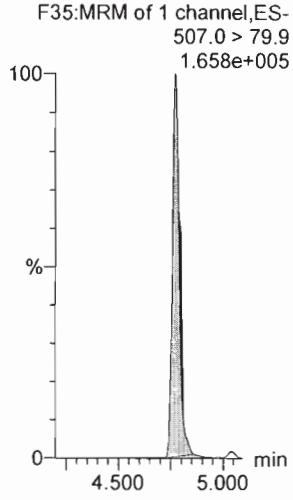

13C2-PFDA

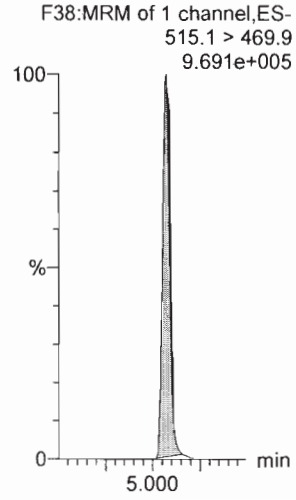

13C2-8:2 FTS

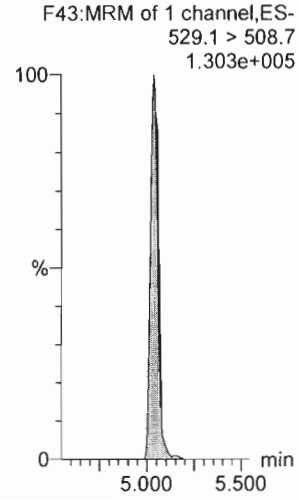

13C8-PFOS

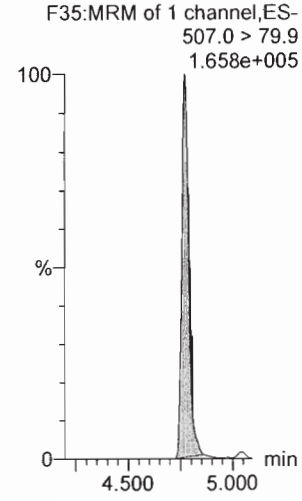

d3-N-MeFOSAA

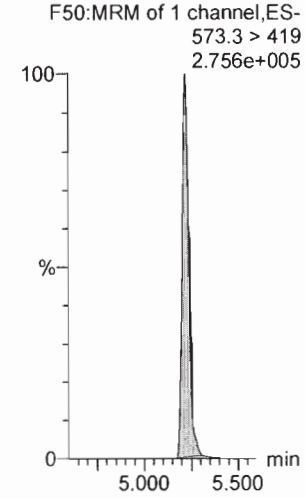

Dataset: Untitled

Last Altered: Sunday, August 26, 2018 12:50:42 Pacific Daylight Time
Printed: Sunday, August 26, 2018 12:51:08 Pacific Daylight Time

Name: 180825M1_8, Date: 25-Aug-2018, Time: 14:46:37, ID: ST180825M1-7 PFC CS4 18H2108, Description: PFC CS4 18H2108

L-EtFOSAA

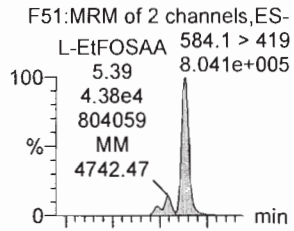

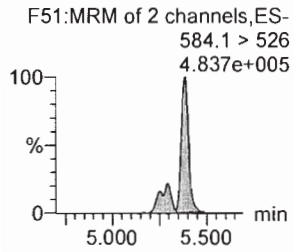

PFDoA

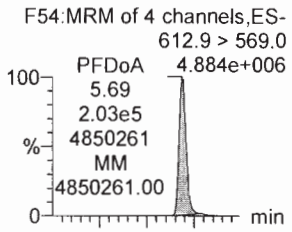

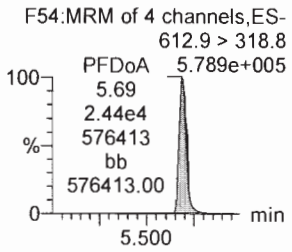

PFDS

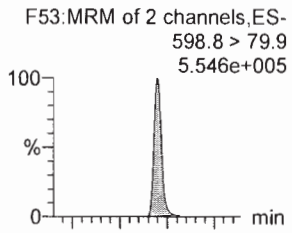

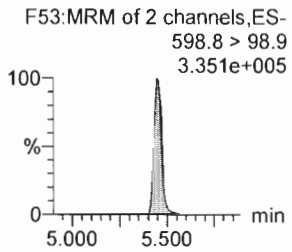

PFUdA

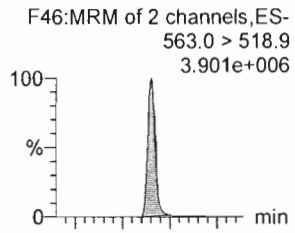

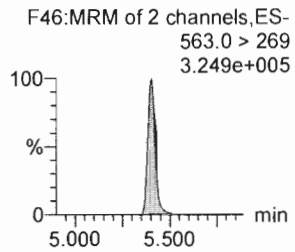

N-MeFOSA

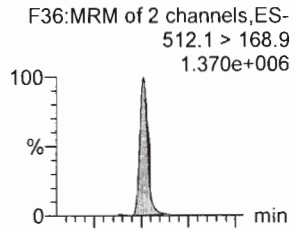

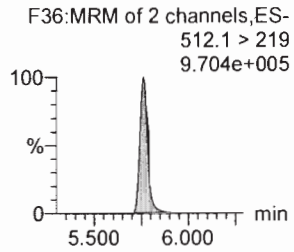

PFTrDA

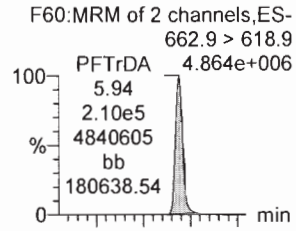

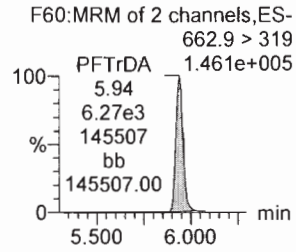

d5-N-EtFOSAA

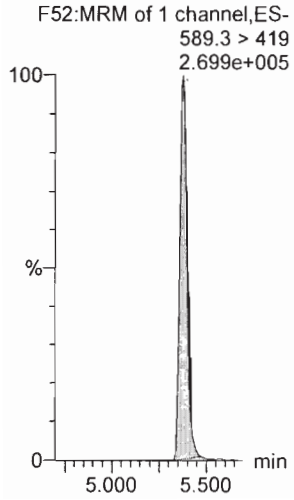

13C2-PFDoA

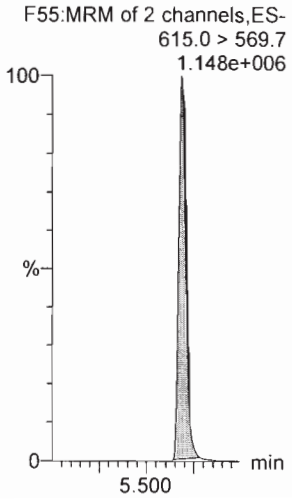

13C8-PFOS

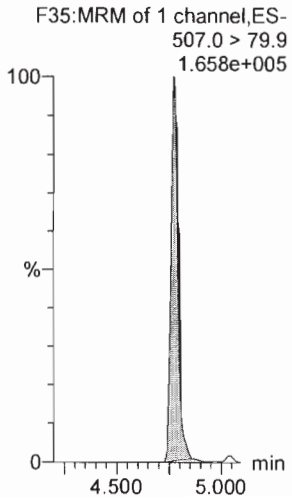

13C2-PFUdA

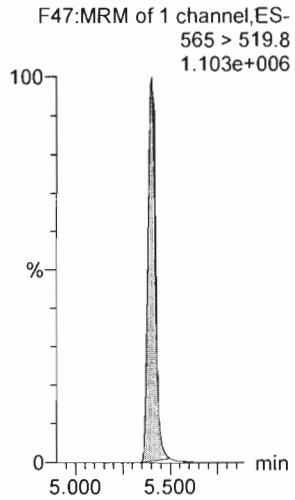

d3-N-MeFOSA

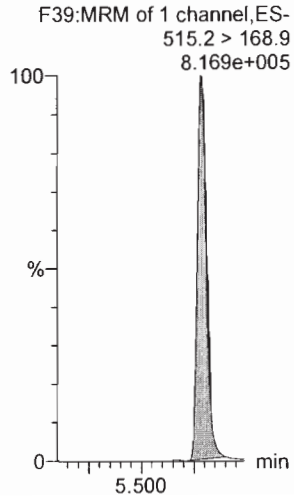

13C2-PFDoA

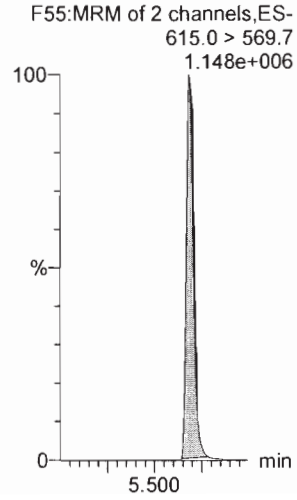

Dataset: Untitled

Last Altered: Sunday, August 26, 2018 12:50:42 Pacific Daylight Time
Printed: Sunday, August 26, 2018 12:51:08 Pacific Daylight Time

Name: 180825M1_8, Date: 25-Aug-2018, Time: 14:46:37, ID: ST180825M1-7 PFC CS4 18H2108, Description: PFC CS4 18H2108

PFTeDA

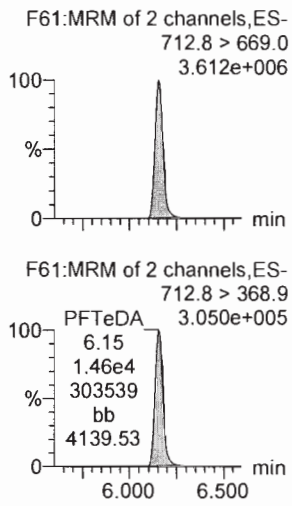

N-EtFOSA

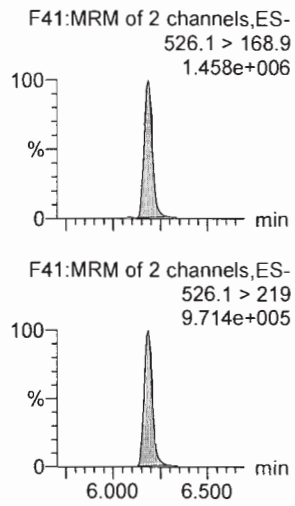

PFHxDA

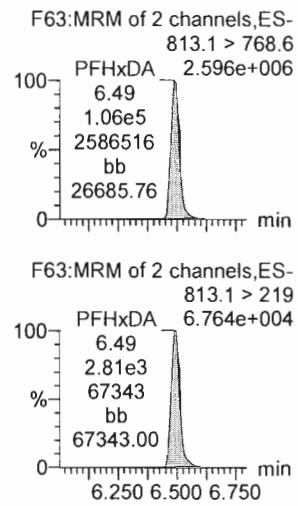

PFODA



N-MeFOSE

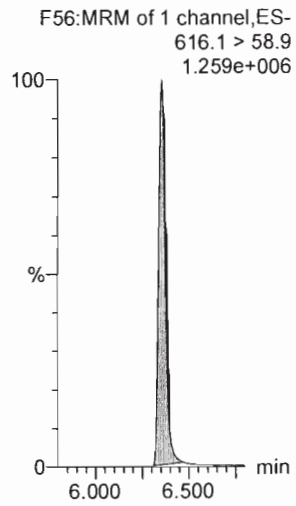

N-EtFOSE

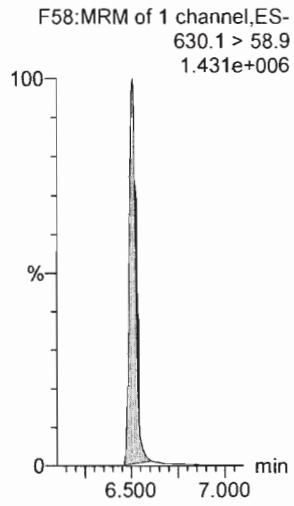

13C2-PFTeDA

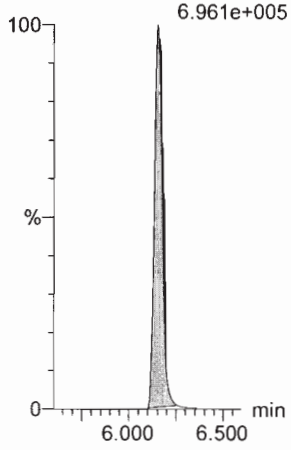

d5-N-ETFOSA

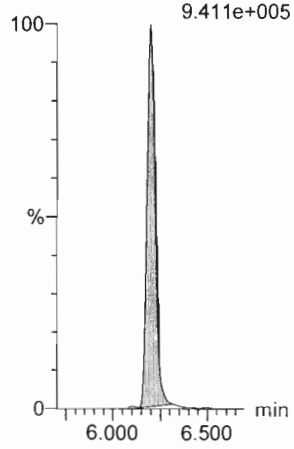

13C2-PFHxDA

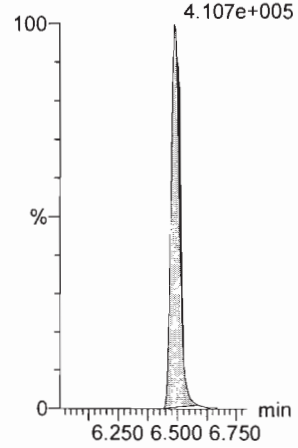

13C2-PFHxDA

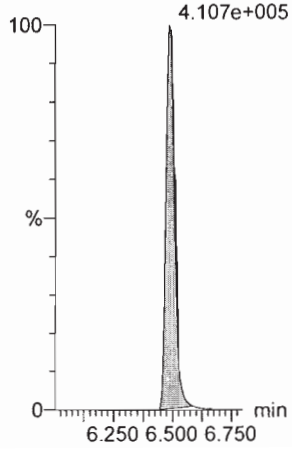

d7-N-MeFOSE

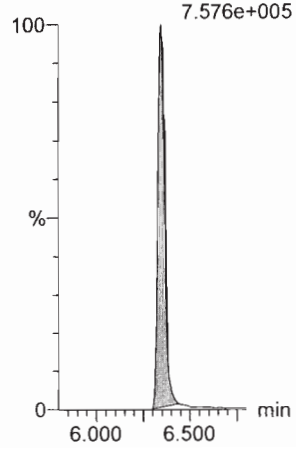

d9-N-EtFOSE

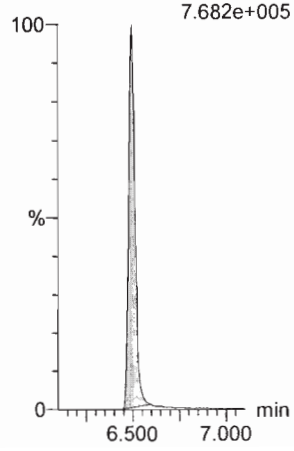

Dataset: Untitled

Last Altered: Sunday, August 26, 2018 12:50:42 Pacific Daylight Time
Printed: Sunday, August 26, 2018 12:51:08 Pacific Daylight Time

Name: 180825M1_8, Date: 25-Aug-2018, Time: 14:46:37, ID: ST180825M1-7 PFC CS4 18H2108, Description: PFC CS4 18H2108

13C4-PFBA

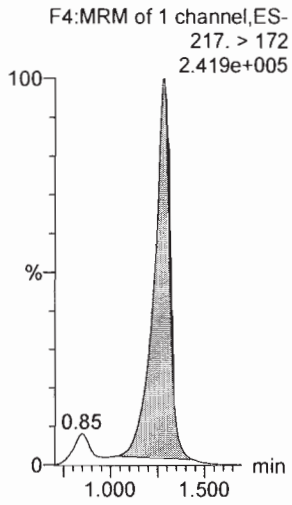

13C5-PFHxA

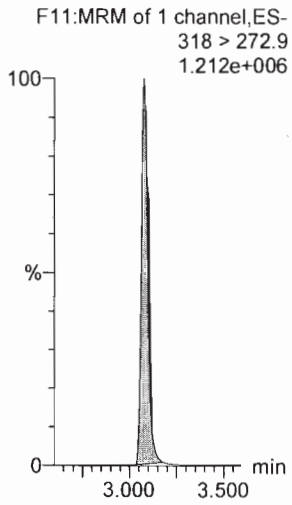

13C3-PFHxS

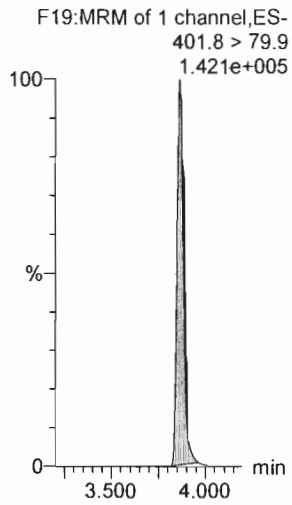

13C8-PFOA

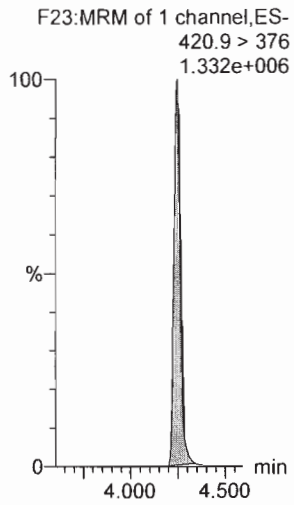

13C9-PFNA

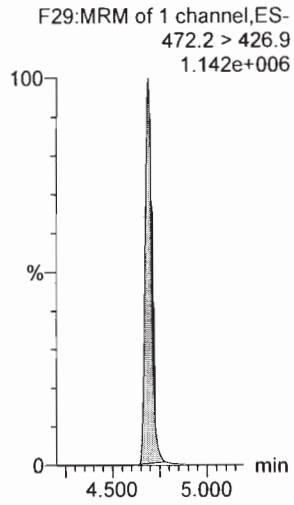

13C4-PFOS

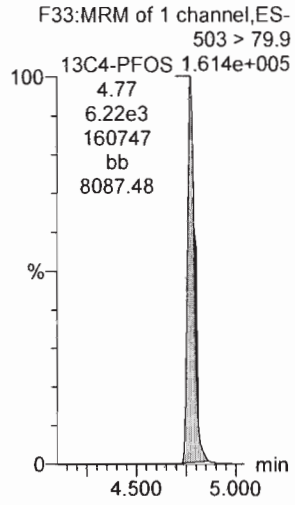

13C6-PFDA

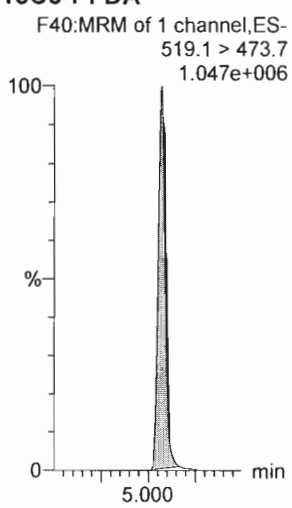

13C7-PFUdA

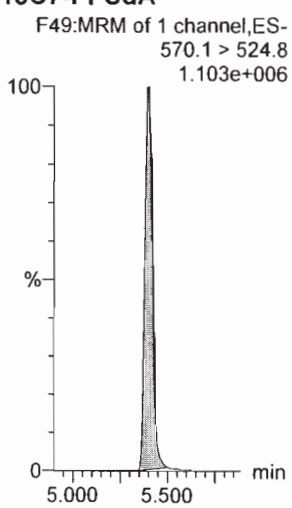

Dataset: Untitled

Last Altered: Sunday, August 26, 2018 12:50:42 Pacific Daylight Time
Printed: Sunday, August 26, 2018 12:51:08 Pacific Daylight Time

Name: 180825M1_9, Date: 25-Aug-2018, Time: 14:57:09, ID: ST180825M1-8 PFC CS5 18H2109, Description: PFC CS5 18H2109

PFBA

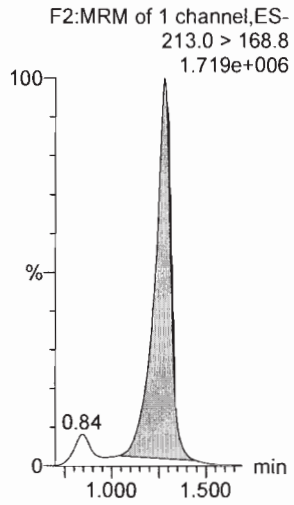

PFPeA

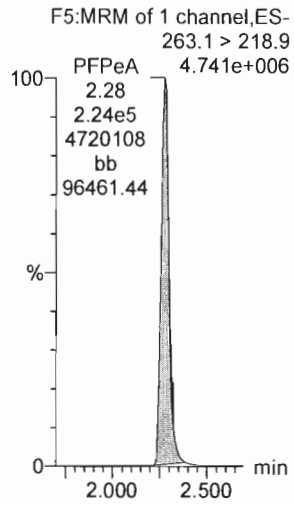

PFBS

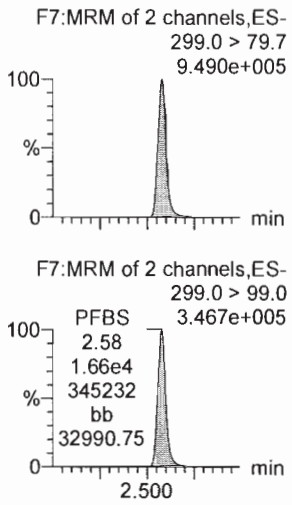

4:2 FTS

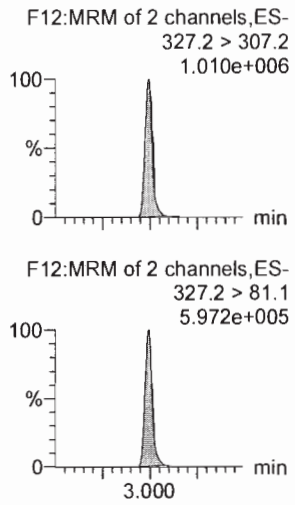

PFHxA

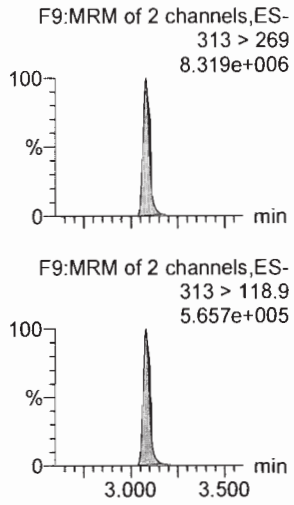

PFPeS

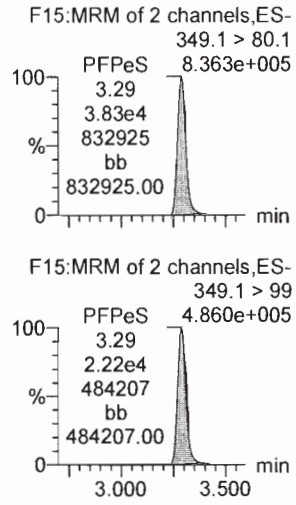

13C3-PFBA

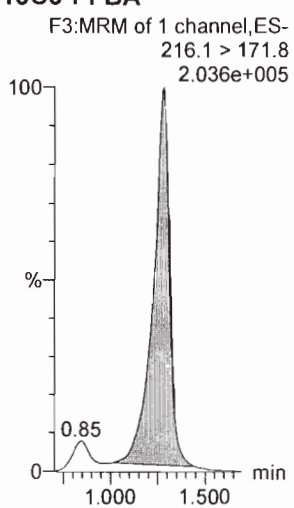

13C3-PFPeA

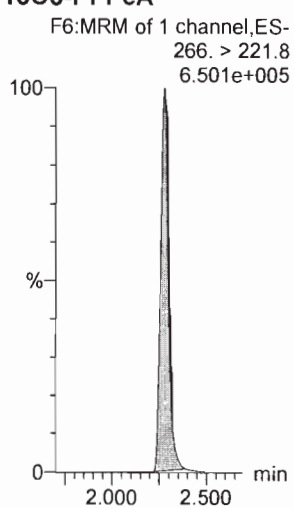

13C3-PFBS

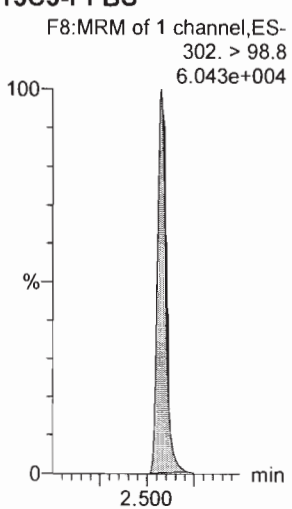

13C2-4:2 FTS

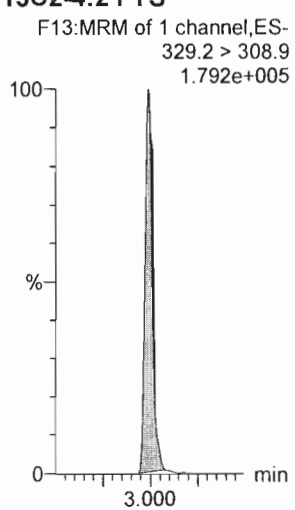

13C2-PFHxA

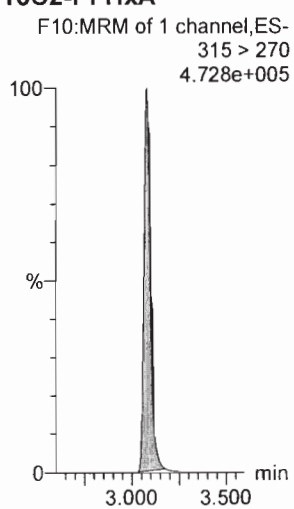

13C3-PFBS

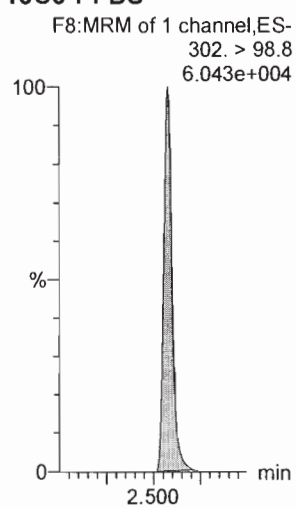

Dataset: Untitled

Last Altered: Sunday, August 26, 2018 12:50:42 Pacific Daylight Time
Printed: Sunday, August 26, 2018 12:51:08 Pacific Daylight Time

Name: 180825M1_9, Date: 25-Aug-2018, Time: 14:57:09, ID: ST180825M1-8 PFC CS5 18H2109, Description: PFC CS5 18H2109

6:2 FTS

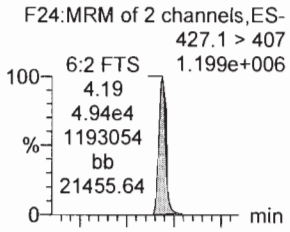

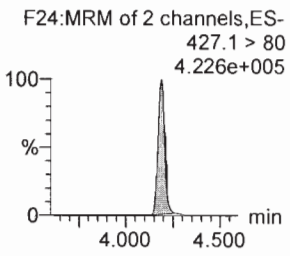

PFHpA

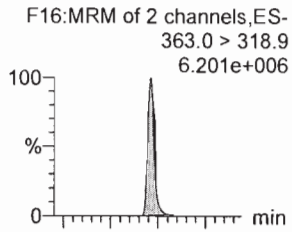

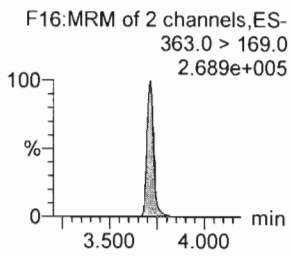

L-PFHxS

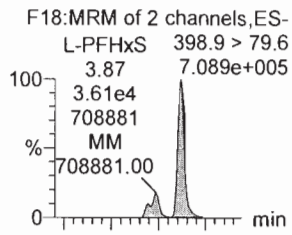

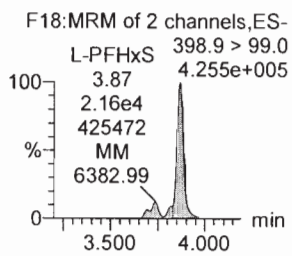

L-PFOA

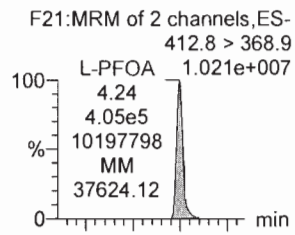

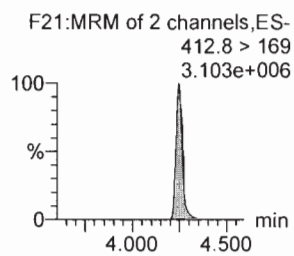

PFHpS

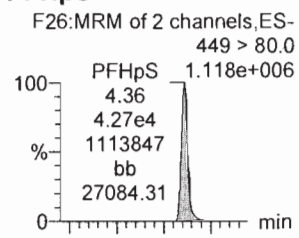

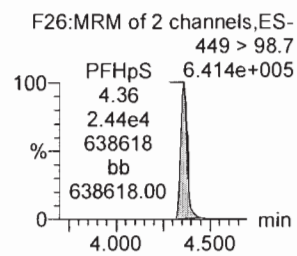

PFNA

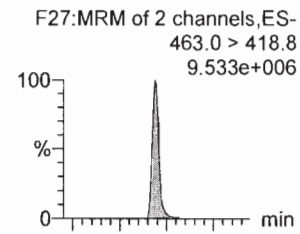

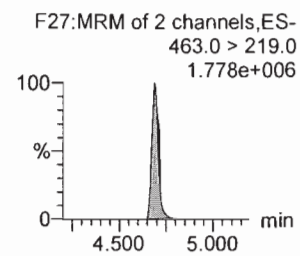

13C2-6:2 FTS

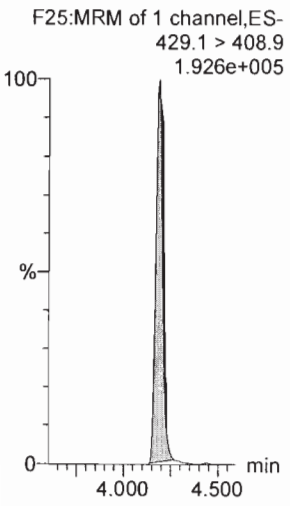

13C4-PFHpA

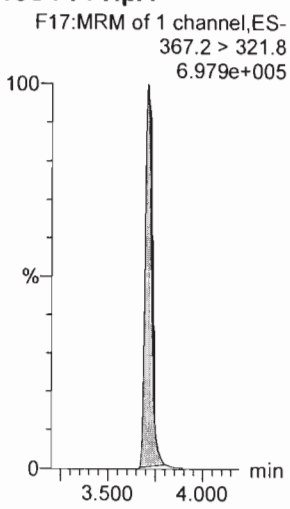

18O2-PFHxS

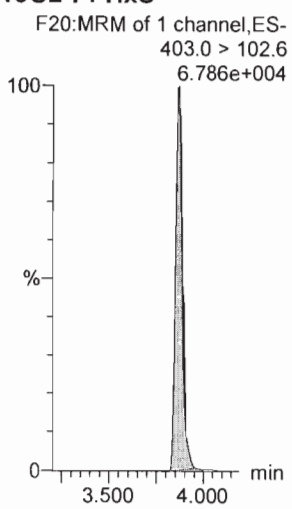

13C2-PFOA

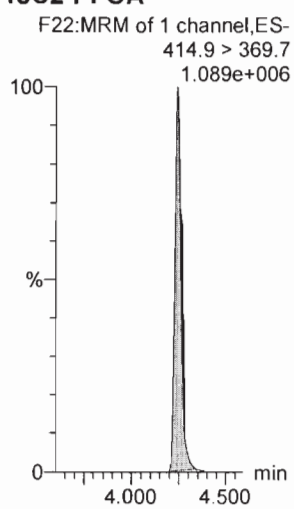

13C8-PFOS

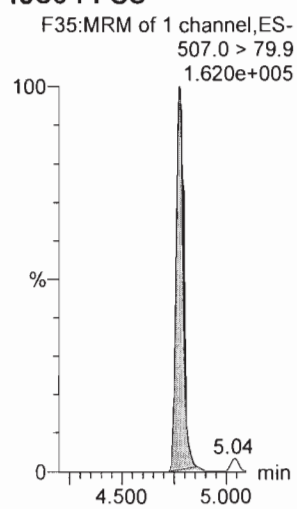

13C5-PFNA

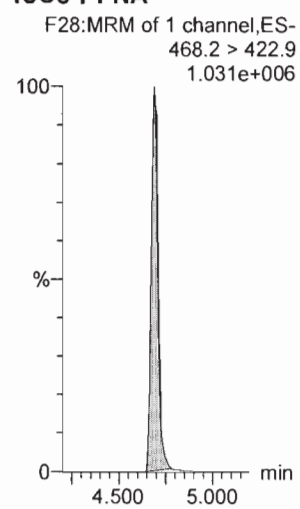

Dataset: Untitled

Last Altered: Sunday, August 26, 2018 12:50:42 Pacific Daylight Time
Printed: Sunday, August 26, 2018 12:51:08 Pacific Daylight Time

Name: 180825M1_9, Date: 25-Aug-2018, Time: 14:57:09, ID: ST180825M1-8 PFC CS5 18H2109, Description: PFC CS5 18H2109

PFOSA

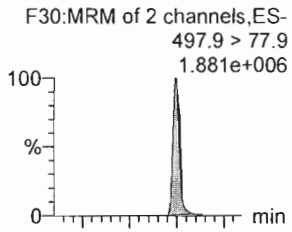

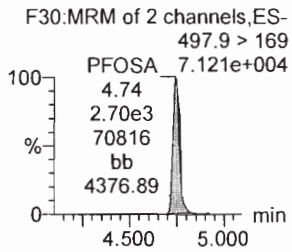

L-PFOS

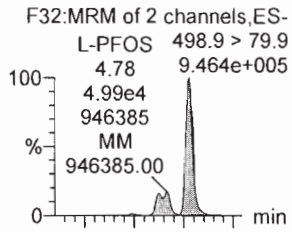

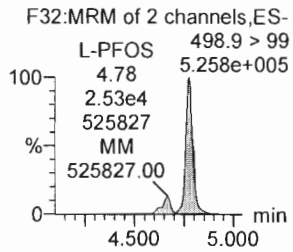

PFDA

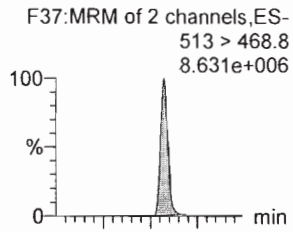

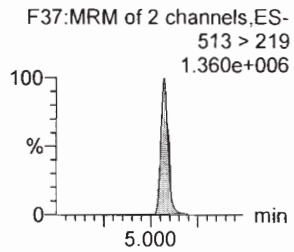

8:2 FTS

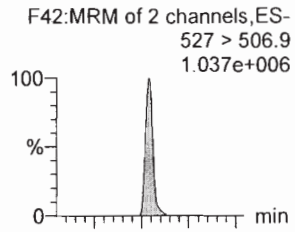

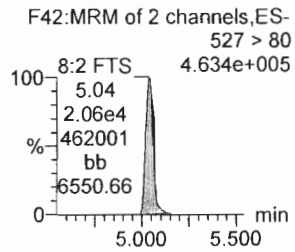

PFNS

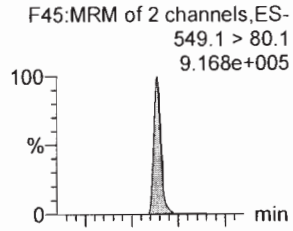

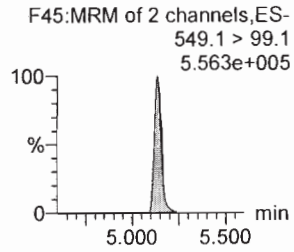

L-MeFOSAA

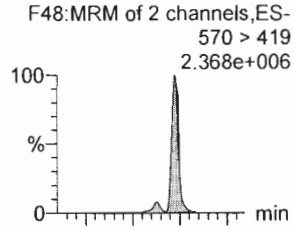

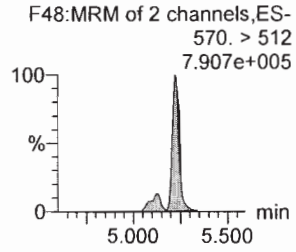

13C8-PFOSA

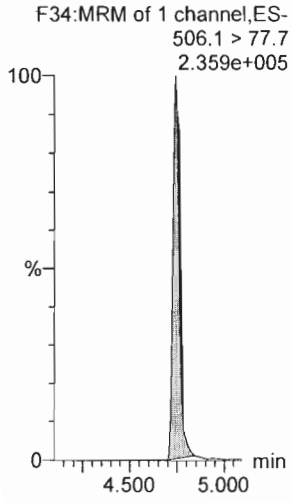

13C8-PFOS

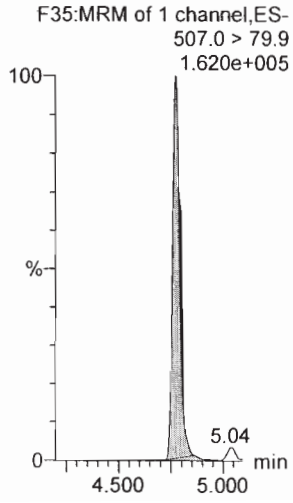

13C2-PFDA

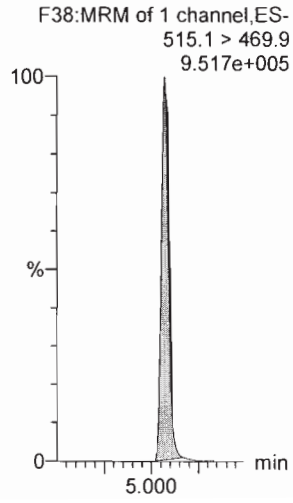

13C2-8:2 FTS

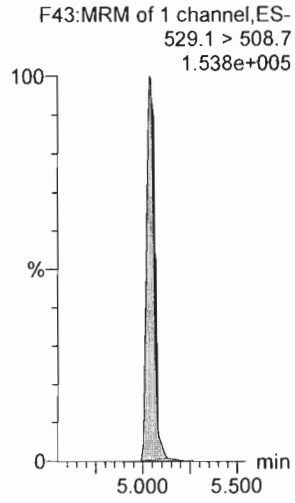

13C8-PFOS

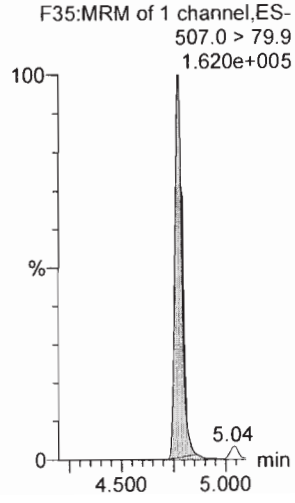

d3-N-MeFOSAA

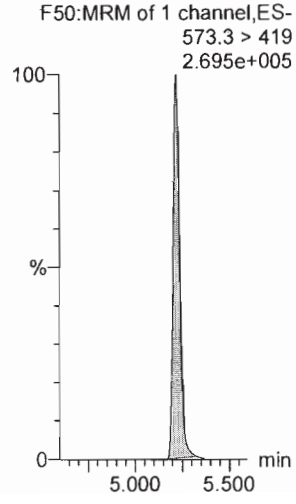

Dataset: Untitled

Last Altered: Sunday, August 26, 2018 12:50:42 Pacific Daylight Time
Printed: Sunday, August 26, 2018 12:51:08 Pacific Daylight Time

Name: 180825M1_9, Date: 25-Aug-2018, Time: 14:57:09, ID: ST180825M1-8 PFC CS5 18H2109, Description: PFC CS5 18H2109

L-EtFOSAA

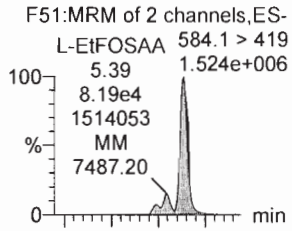

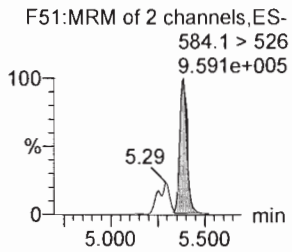

PFDoA

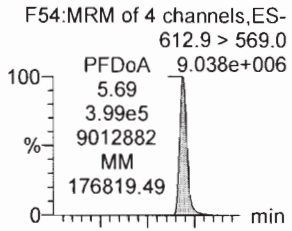

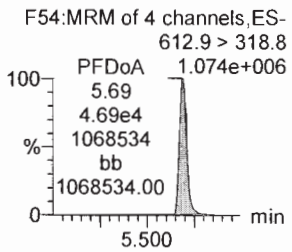

PFDS

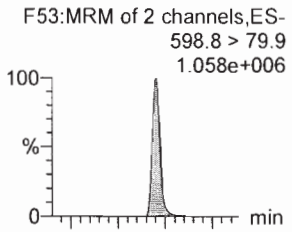

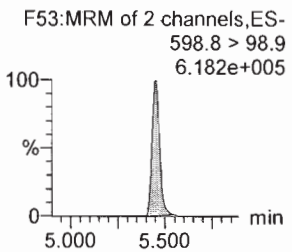

PFUdA

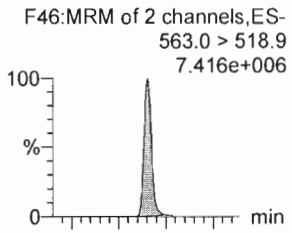

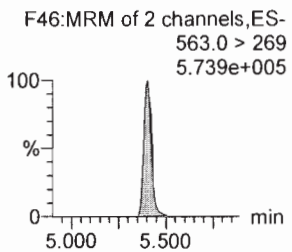

N-MeFOSA

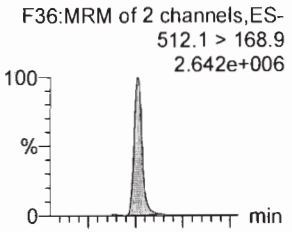

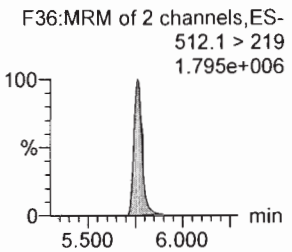

PFTrDA

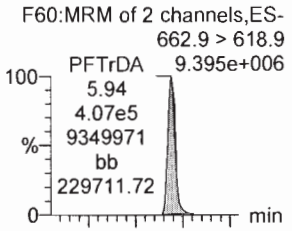

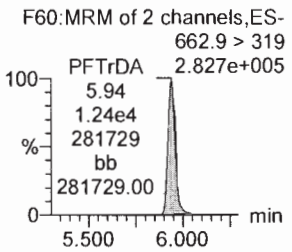

d5-N-EtFOSAA

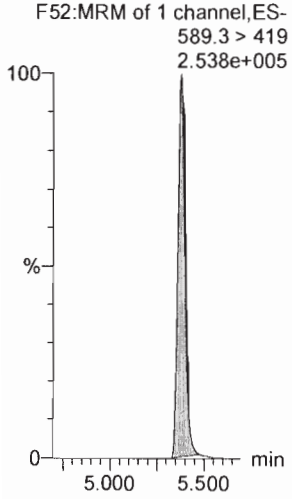

13C2-PFDoA

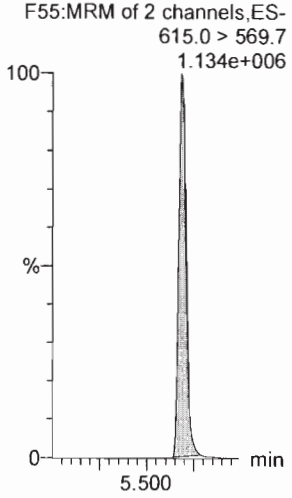

13C8-PFOS

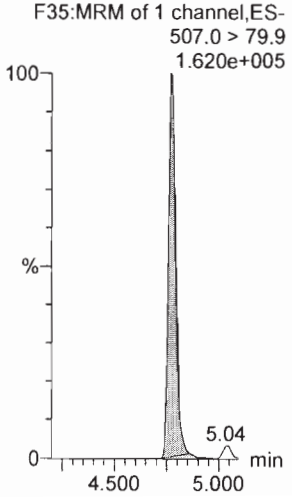

13C2-PFUdA

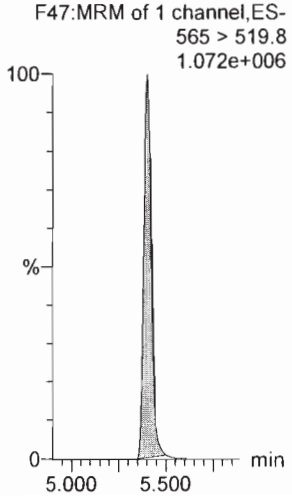

d3-N-MeFOSA

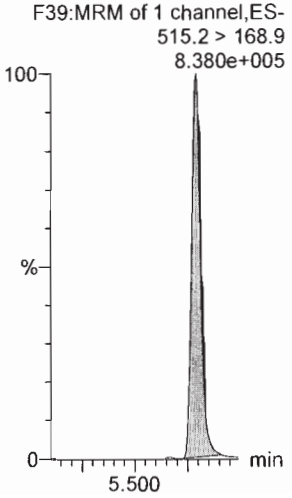

13C2-PFDoA

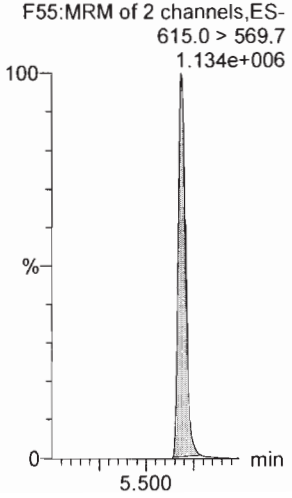

Dataset: Untitled

Last Altered: Sunday, August 26, 2018 12:50:42 Pacific Daylight Time
Printed: Sunday, August 26, 2018 12:51:08 Pacific Daylight Time

Name: 180825M1_9, Date: 25-Aug-2018, Time: 14:57:09, ID: ST180825M1-8 PFC CS5 18H2109, Description: PFC CS5 18H2109

PFTeDA

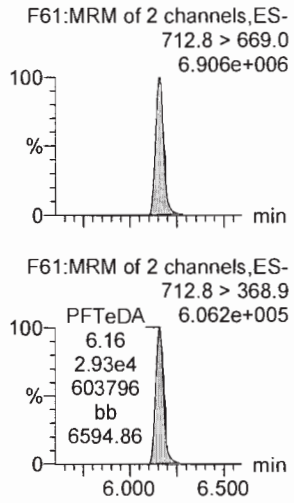

N-EtFOSA

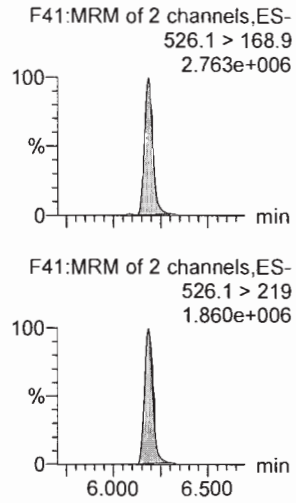

PFHxDA

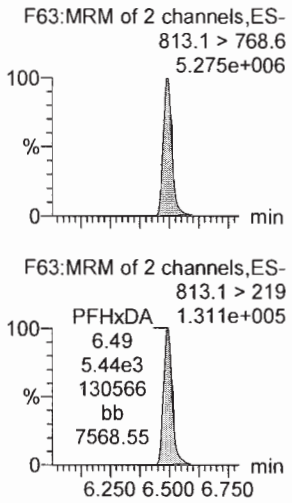

PFODA

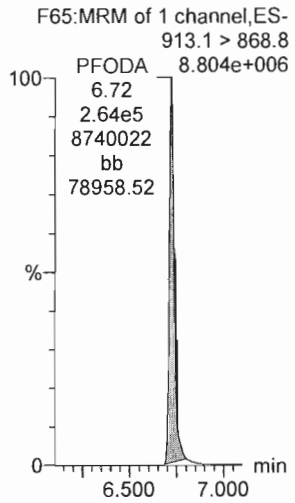

N-MeFOSE

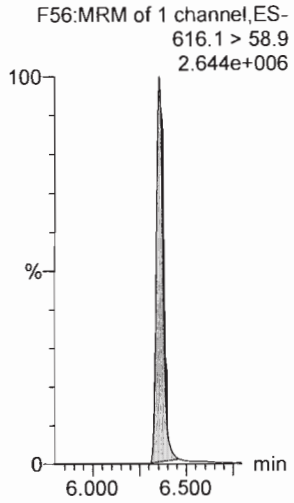

N-EtFOSE

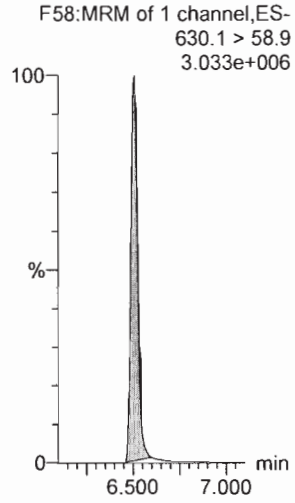

13C2-PFTeDA

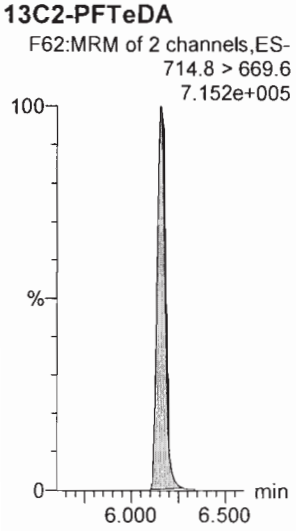

d5-N-ETFOSA

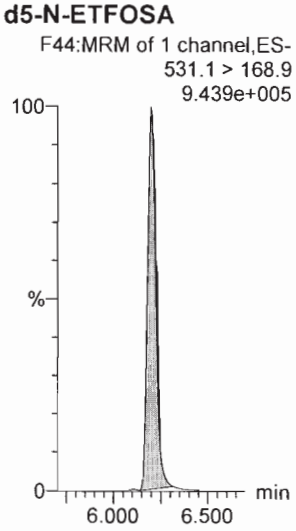

13C2-PFHxDA

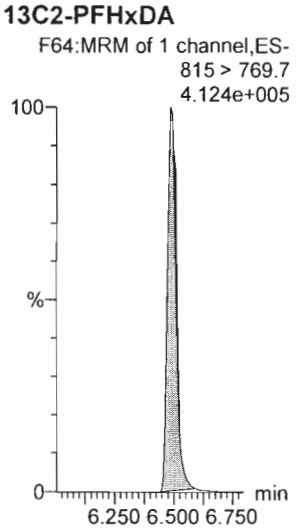

13C2-PFHxDA

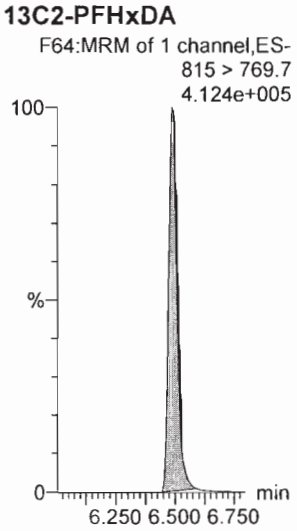

d7-N-MeFOSE

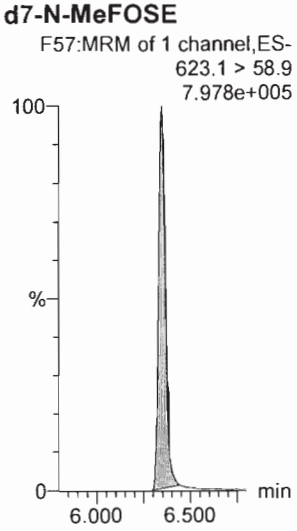

d9-N-EtFOSE

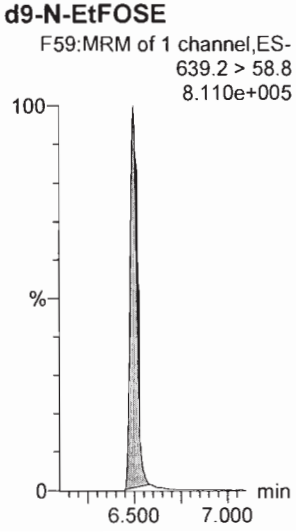

Dataset: Untitled

Last Altered: Sunday, August 26, 2018 12:50:42 Pacific Daylight Time
Printed: Sunday, August 26, 2018 12:51:08 Pacific Daylight Time

Name: 180825M1_9, Date: 25-Aug-2018, Time: 14:57:09, ID: ST180825M1-8 PFC CS5 18H2109, Description: PFC CS5 18H2109

13C4-PFBA

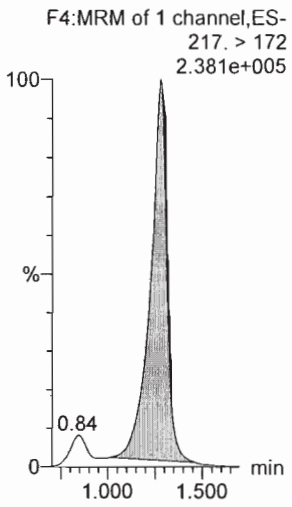

13C5-PFHxA

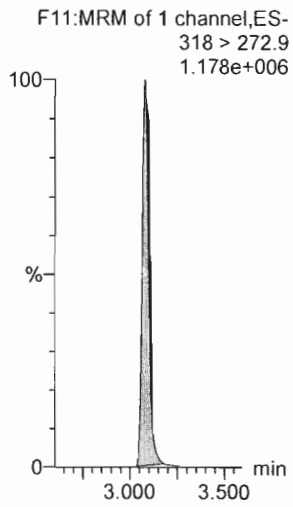

13C3-PFHxS

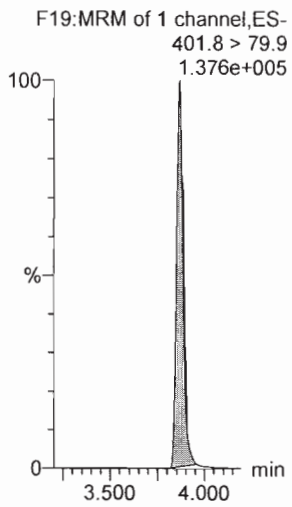

13C8-PFOA

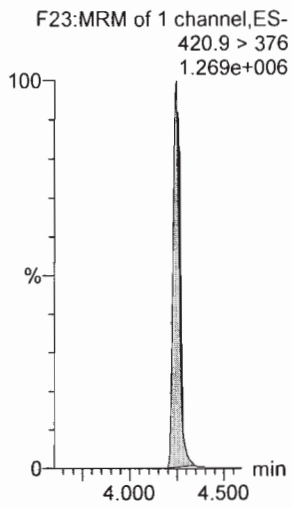

13C9-PFNA

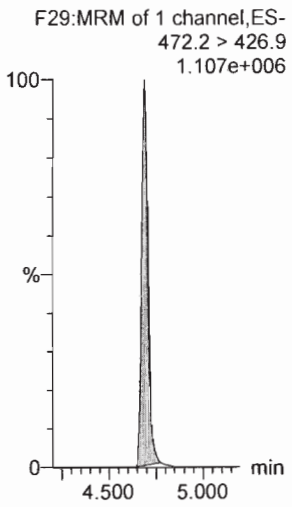

13C4-PFOS

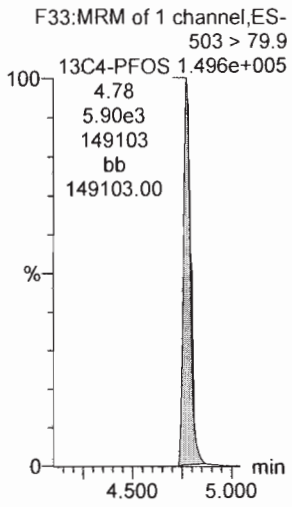

13C6-PFDA

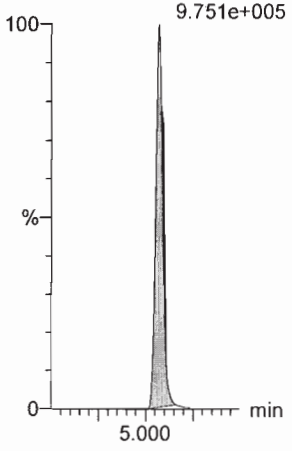

13C7-PFUdA

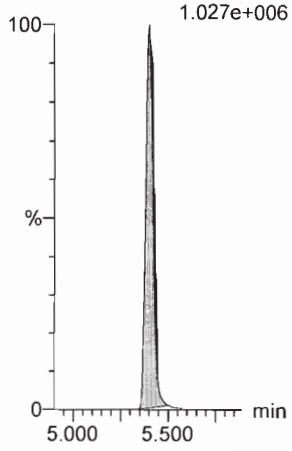

Dataset: Untitled

Last Altered: Sunday, August 26, 2018 12:50:42 Pacific Daylight Time
Printed: Sunday, August 26, 2018 12:51:08 Pacific Daylight Time

Name: 180825M1_10, Date: 25-Aug-2018, Time: 15:07:47, ID: ST180825M1-9 PFC CS6 18H2110, Description: PFC CS6 18H2110

PFBA

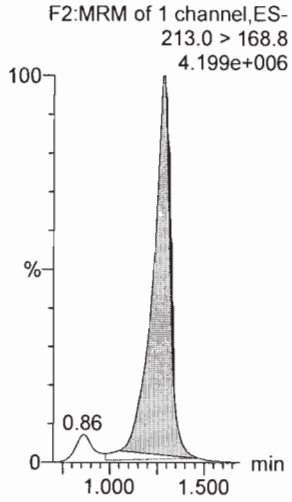

PFPeA

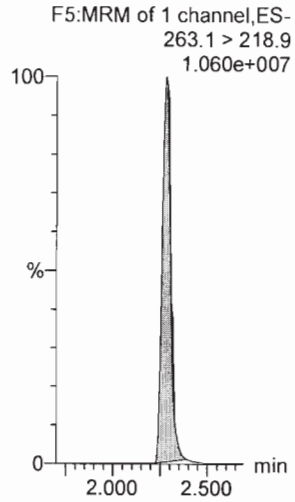

PFBS

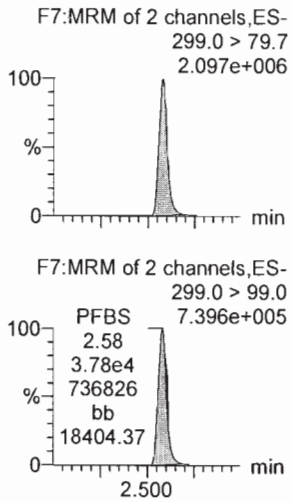

4:2 FTS

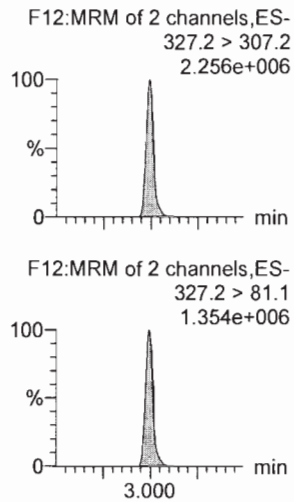

PFHxA

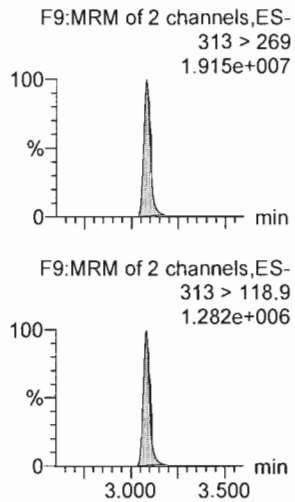

PFPeS

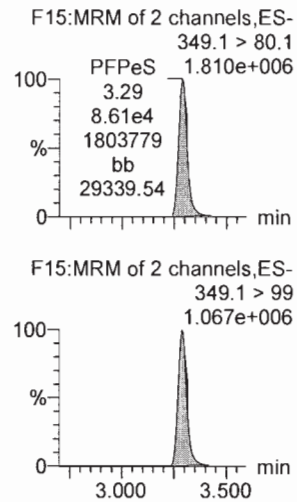

13C3-PFBA

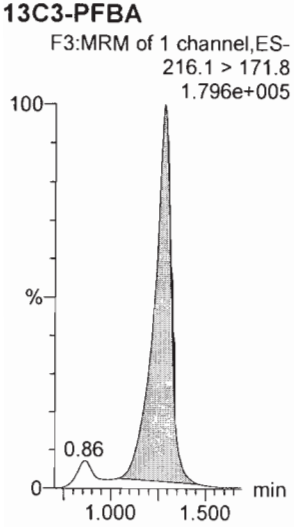

13C3-PFPeA

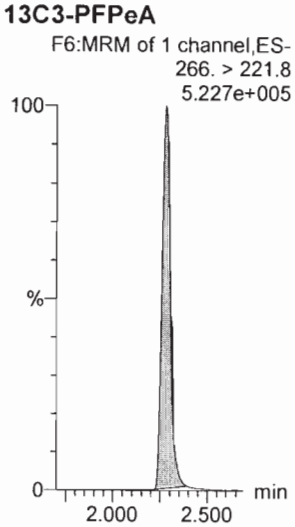

13C3-PFBS

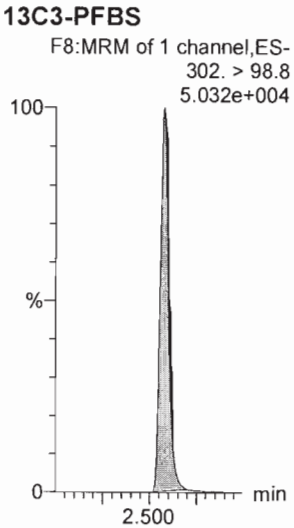

13C2-4:2 FTS

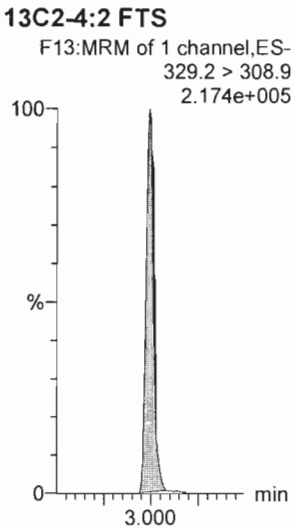

13C2-PFHxA

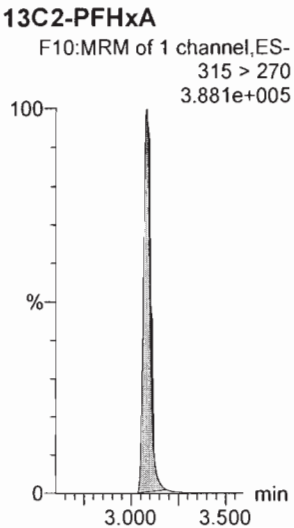

13C3-PFBS

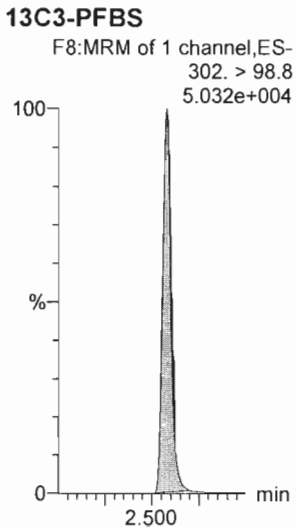

Dataset: Untitled

Last Altered: Sunday, August 26, 2018 12:50:42 Pacific Daylight Time
Printed: Sunday, August 26, 2018 12:51:08 Pacific Daylight Time

Name: 180825M1_10, Date: 25-Aug-2018, Time: 15:07:47, ID: ST180825M1-9 PFC CS6 18H2110, Description: PFC CS6 18H2110

6:2 FTS

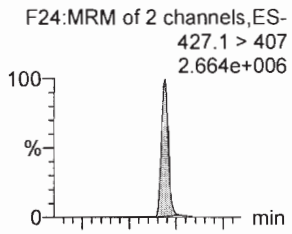

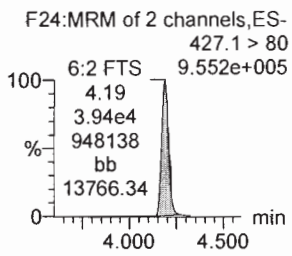

PFHpA

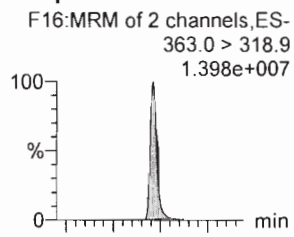

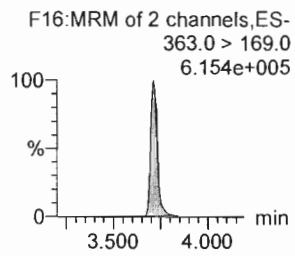

L-PFHxS

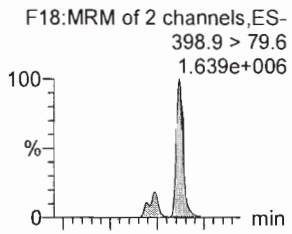

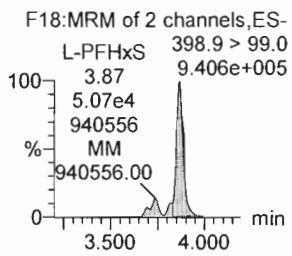

L-PFOA

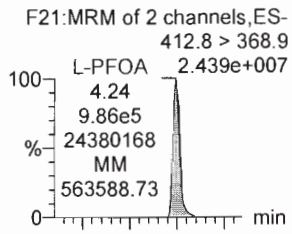

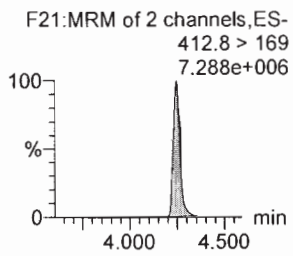

PFHpS

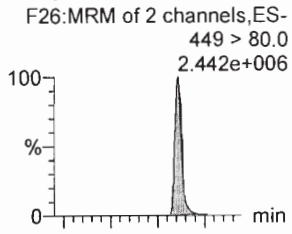

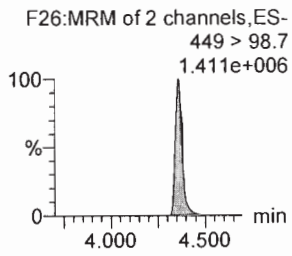

PFNA

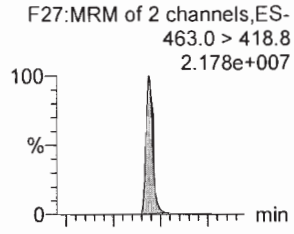

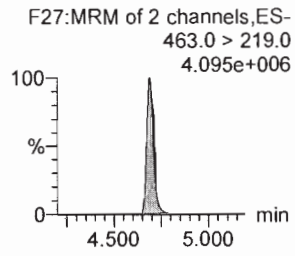

13C2-6:2 FTS

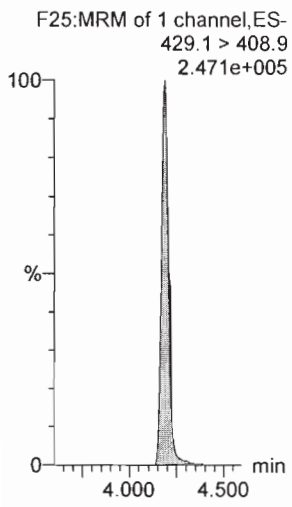

13C4-PFHpA

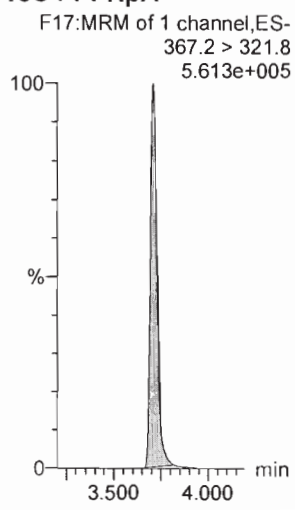

18O2-PFHxS

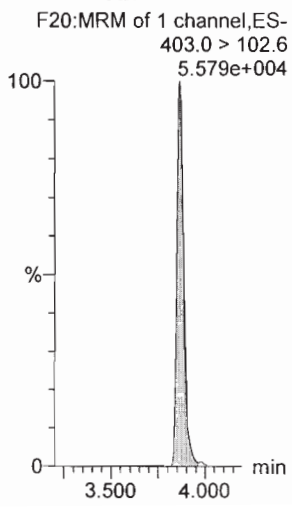

13C2-PFOA

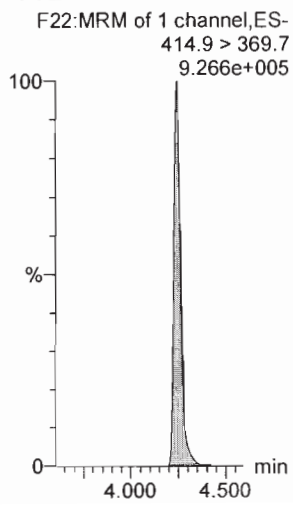

13C8-PFOS

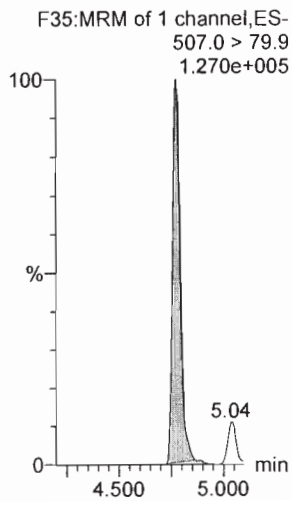

13C5-PFNA

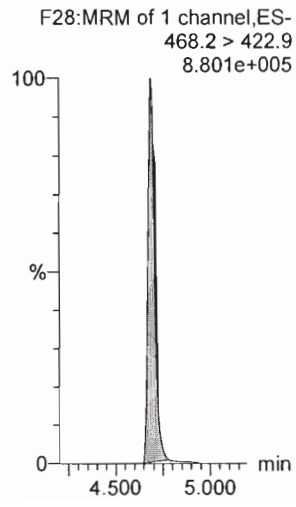

Dataset: Untitled

Last Altered: Sunday, August 26, 2018 12:50:42 Pacific Daylight Time
Printed: Sunday, August 26, 2018 12:51:08 Pacific Daylight Time

Name: 180825M1_10, Date: 25-Aug-2018, Time: 15:07:47, ID: ST180825M1-9 PFC CS6 18H2110, Description: PFC CS6 18H2110

PFOSA

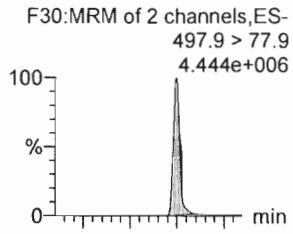

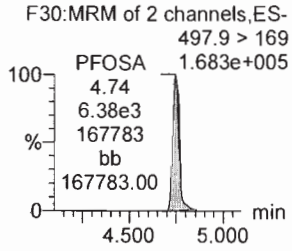

L-PFOS

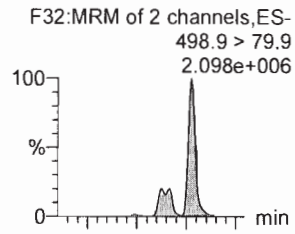

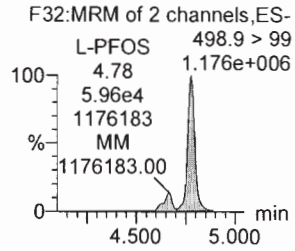

PFDA

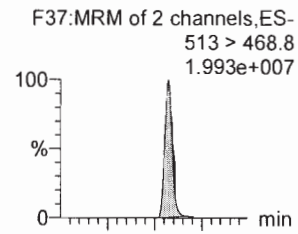

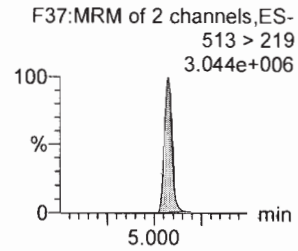

8:2 FTS

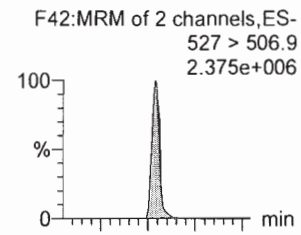

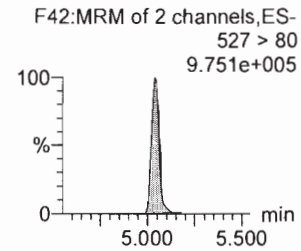

PFNS

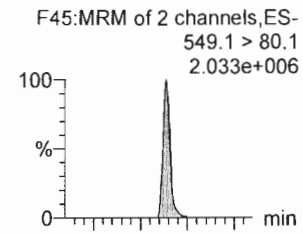

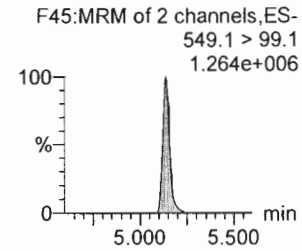

L-MeFOSAA

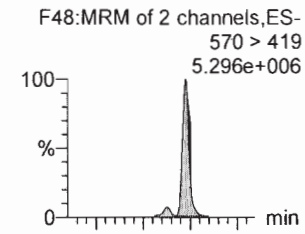

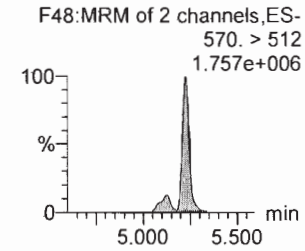

13C8-PFOSA

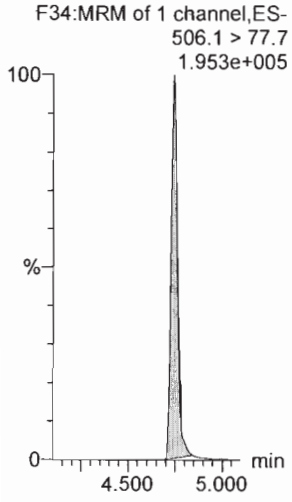

13C8-PFOS

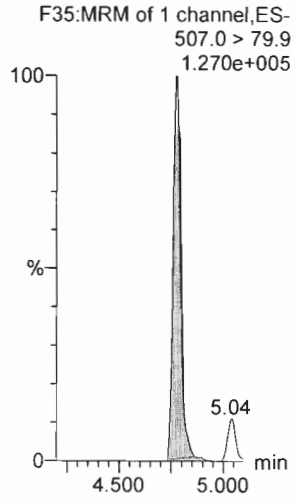

13C2-PFDA

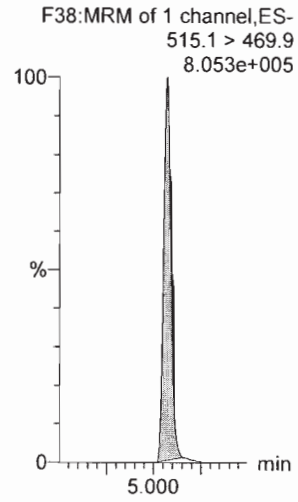

13C2-8:2 FTS

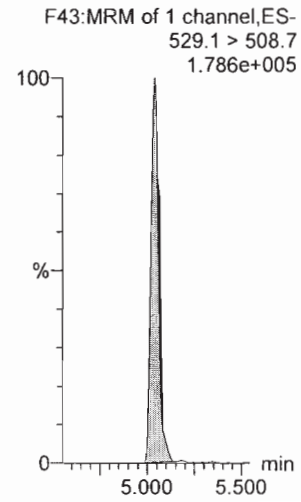

13C8-PFOS

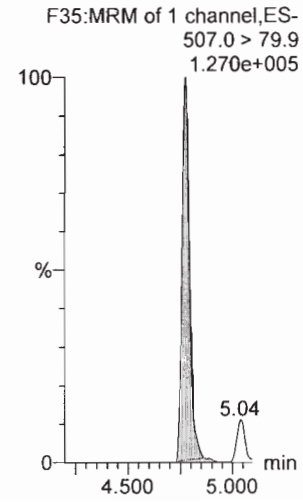

d3-N-MeFOSAA

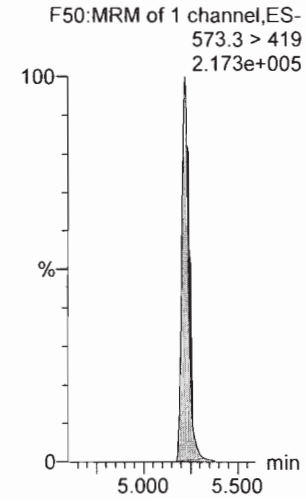

Dataset: Untitled

Last Altered: Sunday, August 26, 2018 12:50:42 Pacific Daylight Time
Printed: Sunday, August 26, 2018 12:51:08 Pacific Daylight Time

Name: 180825M1_10, Date: 25-Aug-2018, Time: 15:07:47, ID: ST180825M1-9 PFC CS6 18H2110, Description: PFC CS6 18H2110

L-EtFOSAA

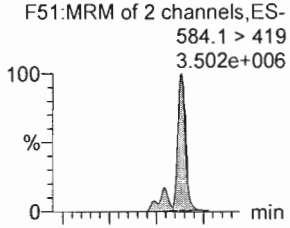

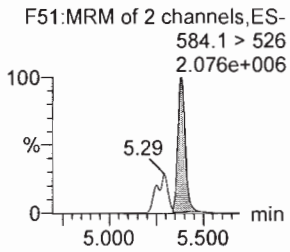

PFDoA

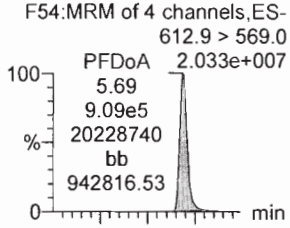

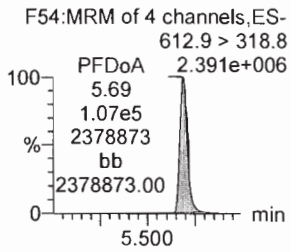

PFDS

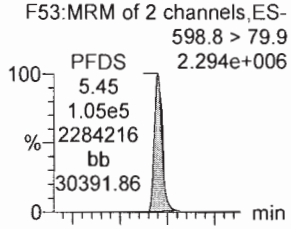

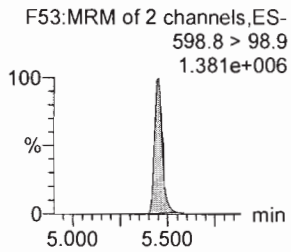

PFUdA

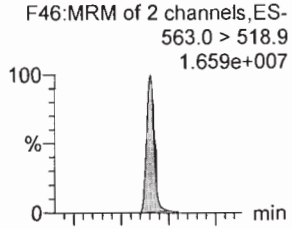

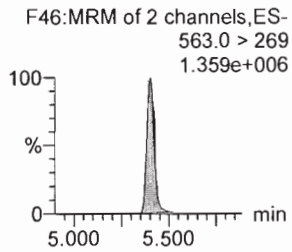

N-MeFOSA

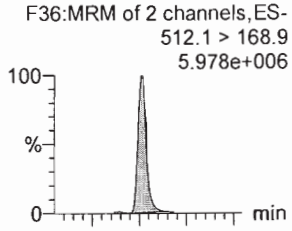

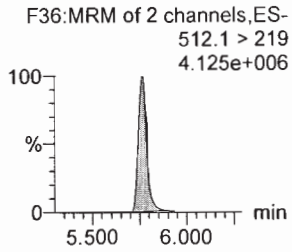

PFTrDA

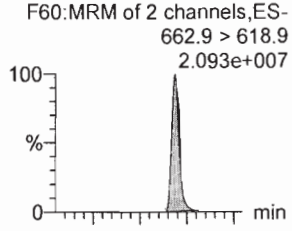

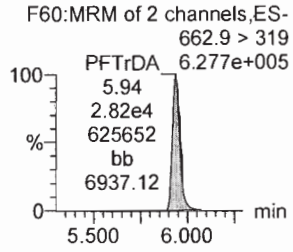

d5-N-EtFOSAA

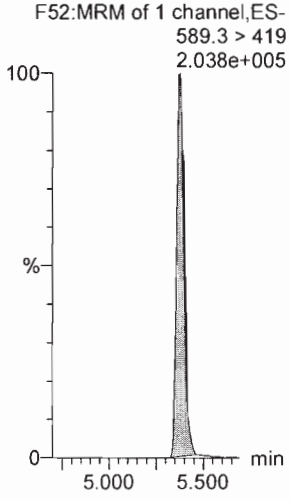

13C2-PFDoA

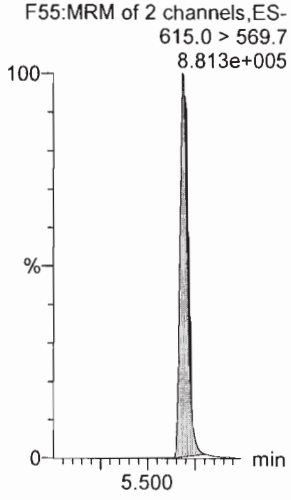

13C8-PFOS

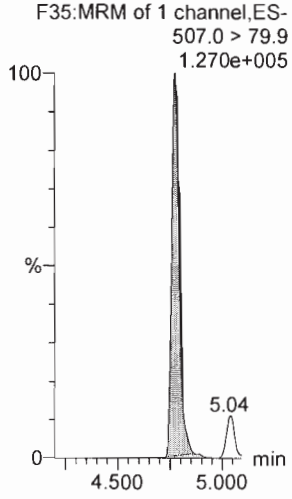

13C2-PFUdA

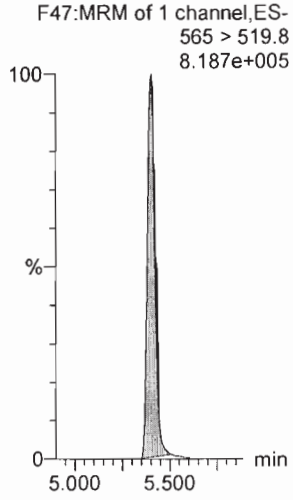

d3-N-MeFOSA

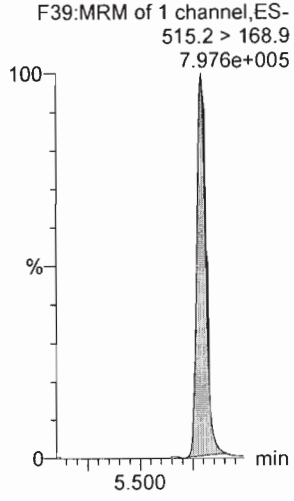

13C2-PFDoA

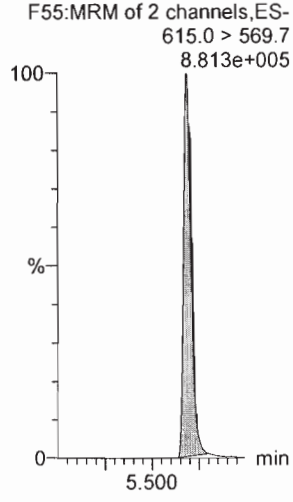

Dataset: Untitled

Last Altered: Sunday, August 26, 2018 12:50:42 Pacific Daylight Time
Printed: Sunday, August 26, 2018 12:51:08 Pacific Daylight Time

Name: 180825M1_10, Date: 25-Aug-2018, Time: 15:07:47, ID: ST180825M1-9 PFC CS6 18H2110, Description: PFC CS6 18H2110

PFTeDA

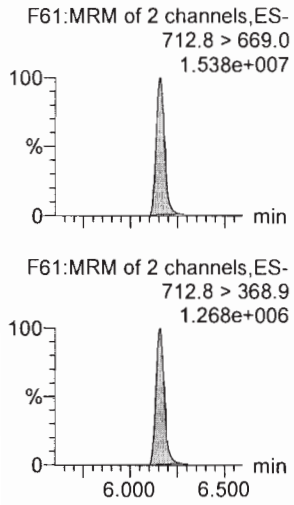

N-EtFOSA

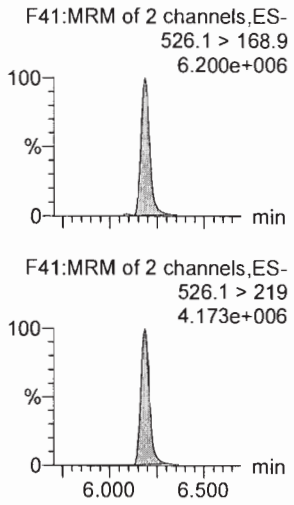

PFHxDA

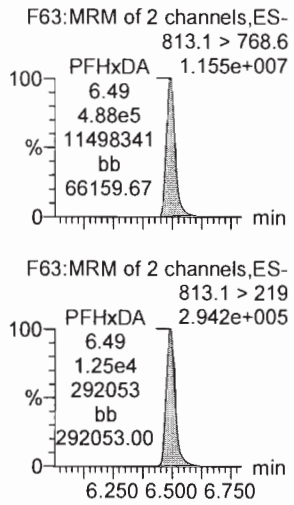

PFODA

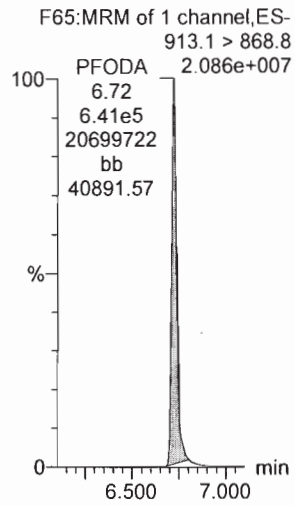

N-MeFOSE

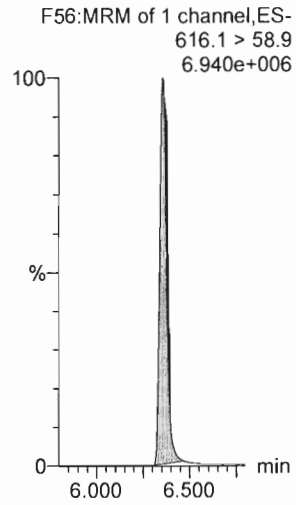

N-EtFOSE

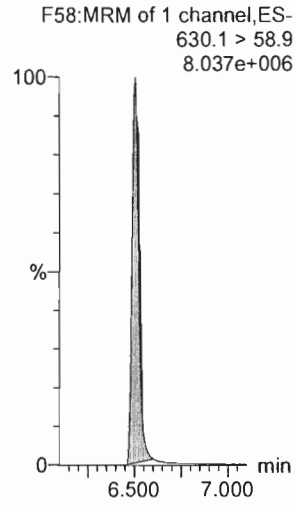

13C2-PFTeDA

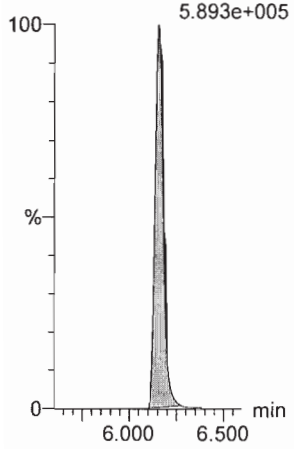

d5-N-ETFOSA

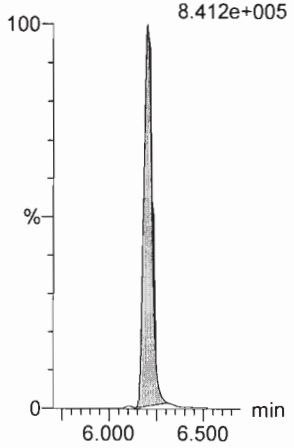

13C2-PFHxDA

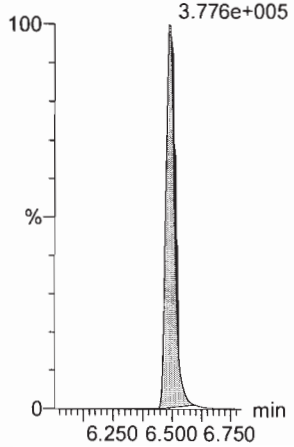

13C2-PFHxDA

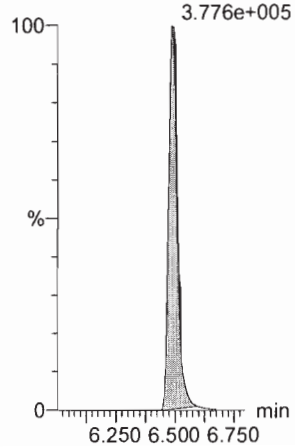

d7-N-MeFOSE

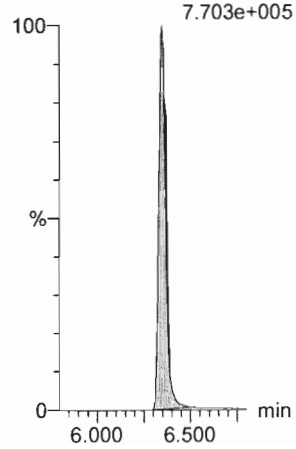

d9-N-EtFOSE

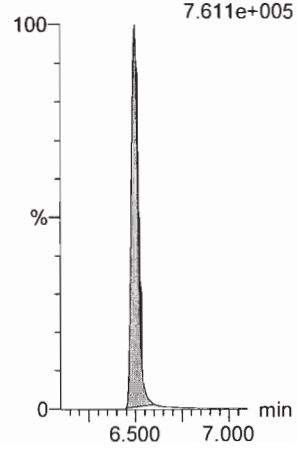

Dataset: Untitled

Last Altered: Sunday, August 26, 2018 12:50:42 Pacific Daylight Time
Printed: Sunday, August 26, 2018 12:51:08 Pacific Daylight Time

Name: 180825M1_10, Date: 25-Aug-2018, Time: 15:07:47, ID: ST180825M1-9 PFC CS6 18H2110, Description: PFC CS6 18H2110

13C4-PFBA

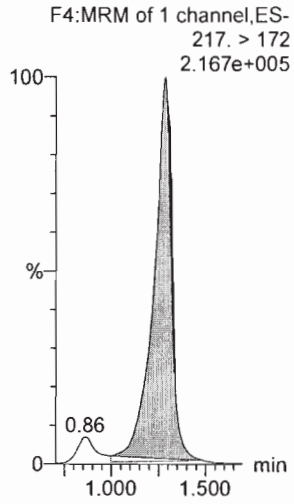

13C5-PFHxA

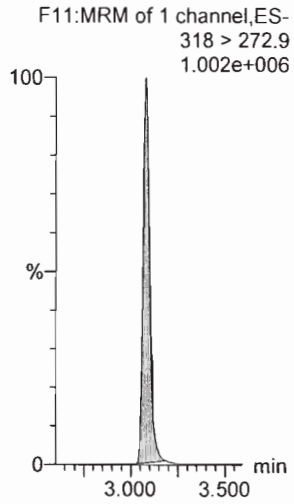

13C3-PFHxS

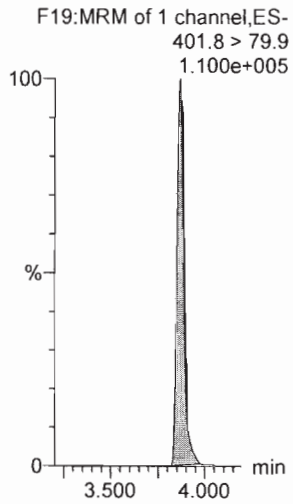

13C8-PFOA

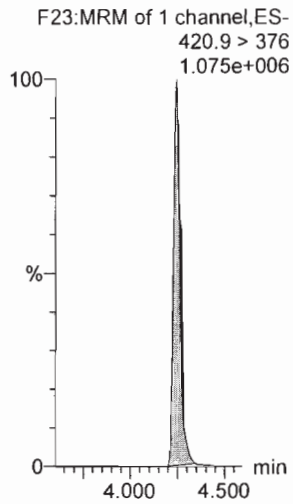

13C9-PFNA

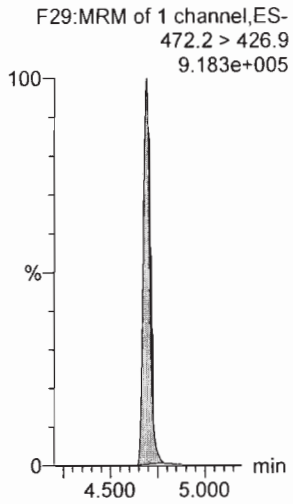

13C4-PFOS

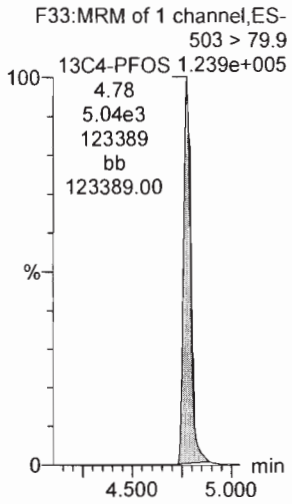

13C6-PFDA

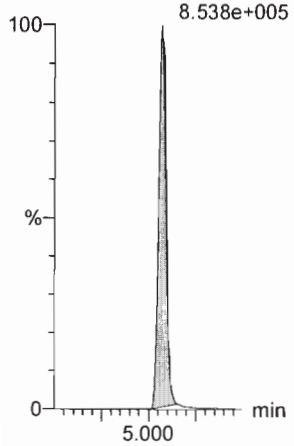

13C7-PFUdA

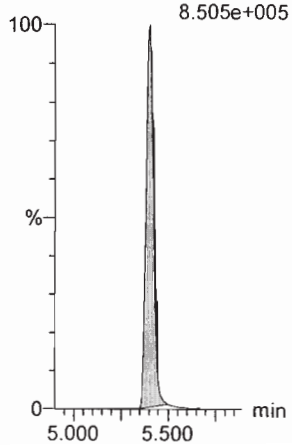

Dataset: Untitled

Last Altered: Sunday, August 26, 2018 12:50:42 Pacific Daylight Time
Printed: Sunday, August 26, 2018 12:51:08 Pacific Daylight Time

Name: 180825M1_11, Date: 25-Aug-2018, Time: 15:18:19, ID: ST180825M1-10 PFC CS7 18H2111, Description: PFC CS7 18H2111

PFBA

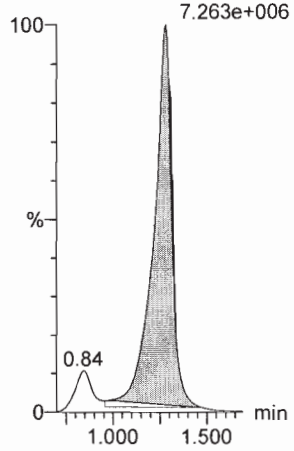

PFPeA

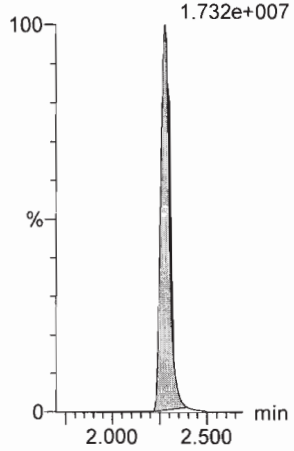

PFBS

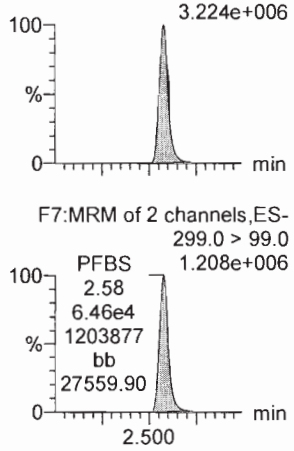

4:2 FTS

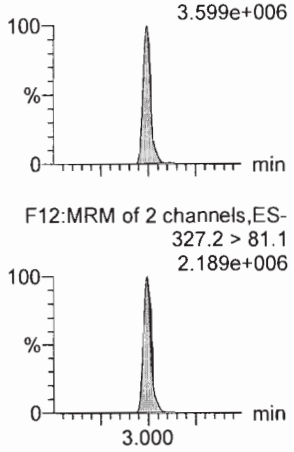

PFHxA

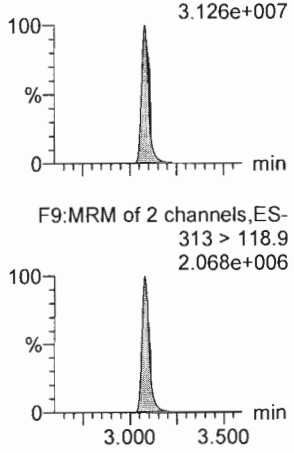

PFPeS

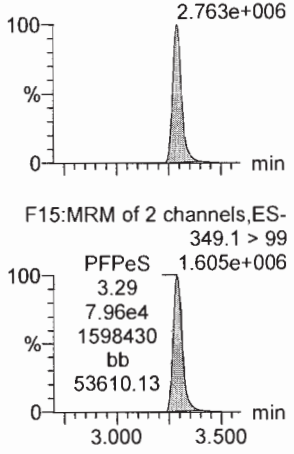

13C3-PFBA

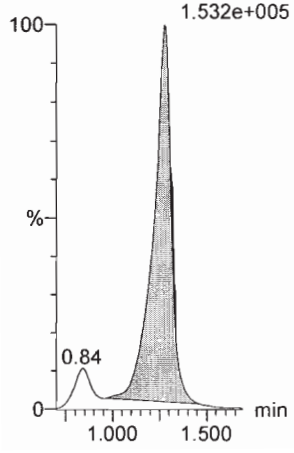

13C3-PFPeA

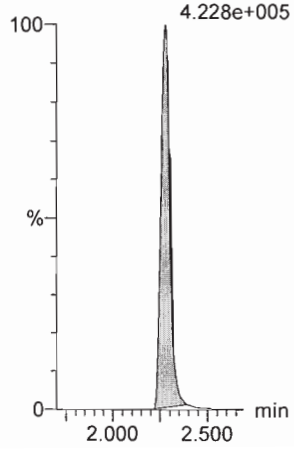

13C3-PFBS

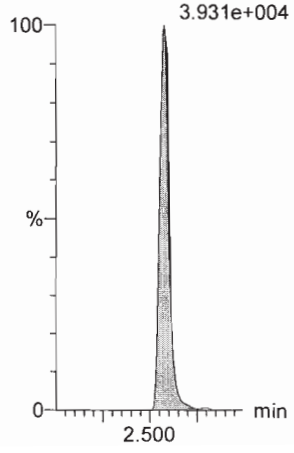

13C2-4:2 FTS

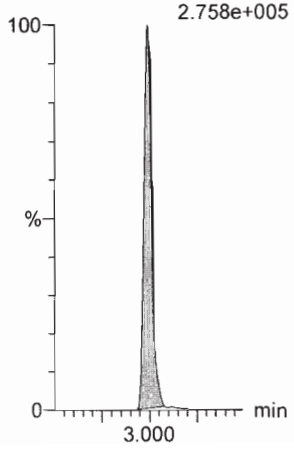

13C2-PFHxA

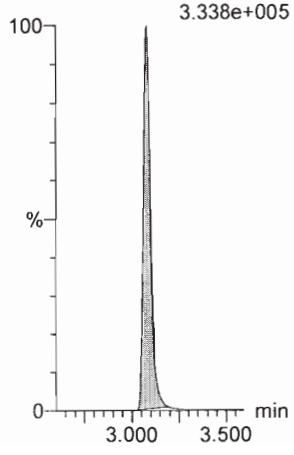

13C3-PFBS

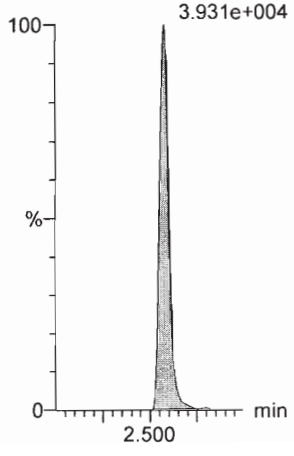

Dataset: Untitled

Last Altered: Sunday, August 26, 2018 12:50:42 Pacific Daylight Time
Printed: Sunday, August 26, 2018 12:51:08 Pacific Daylight Time

Name: 180825M1_11, Date: 25-Aug-2018, Time: 15:18:19, ID: ST180825M1-10 PFC CS7 18H2111, Description: PFC CS7 18H2111

6:2 FTS

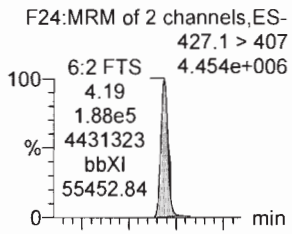

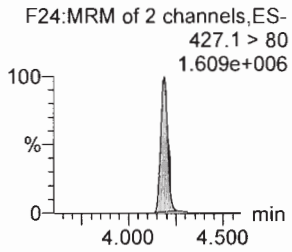

PFHpA

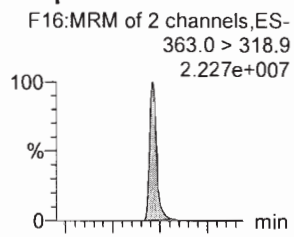

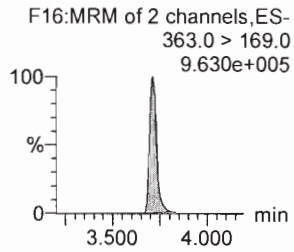

L-PFHxS

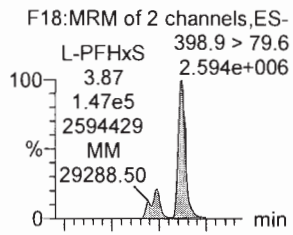

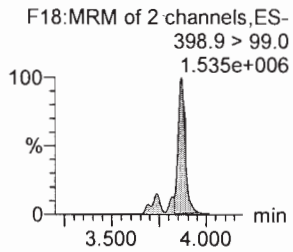

L-PFOA

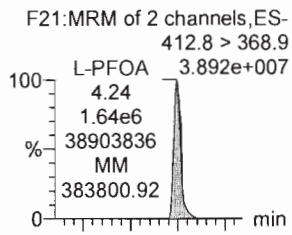

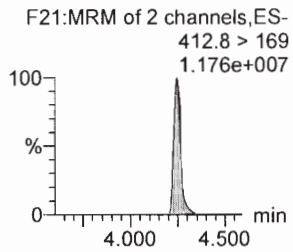

PFHpS

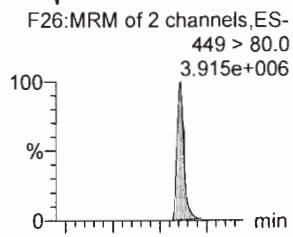

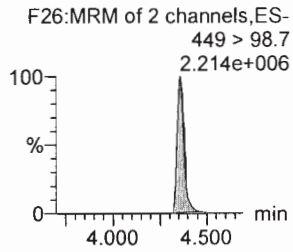

PFNA

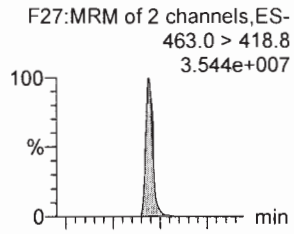

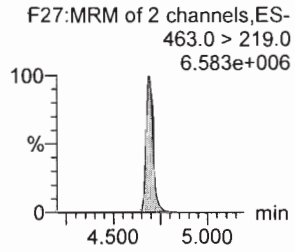

13C2-6:2 FTS

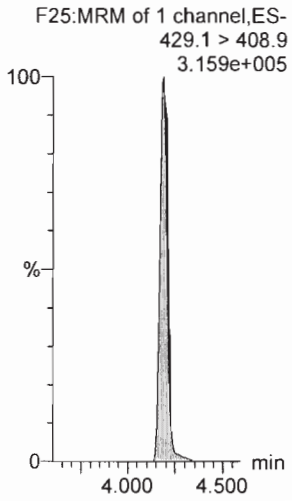

13C4-PFHpA

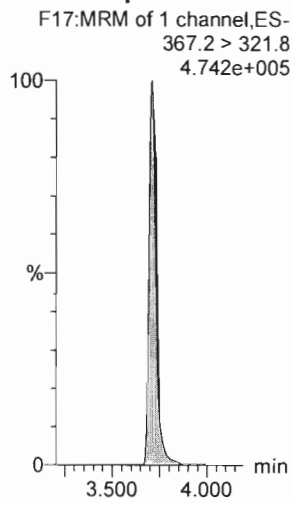

18O2-PFHxS

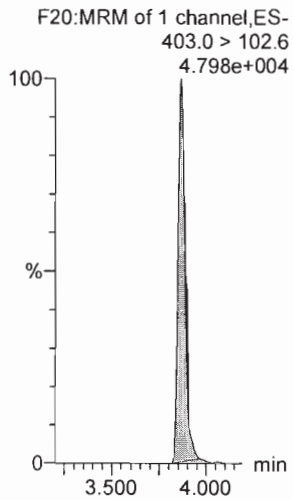

13C2-PFOA

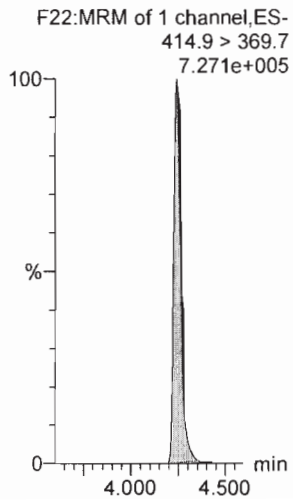

13C8-PFOS

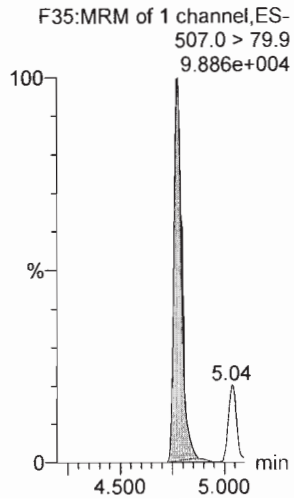

13C5-PFNA

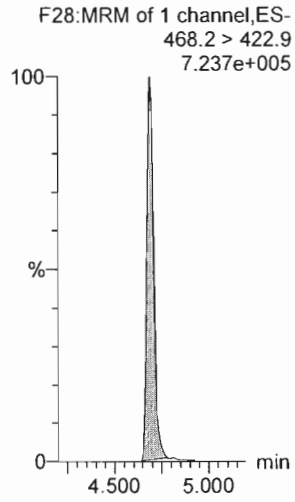

Dataset: Untitled

Last Altered: Sunday, August 26, 2018 12:50:42 Pacific Daylight Time
Printed: Sunday, August 26, 2018 12:51:08 Pacific Daylight Time

Name: 180825M1_11, Date: 25-Aug-2018, Time: 15:18:19, ID: ST180825M1-10 PFC CS7 18H2111, Description: PFC CS7 18H2111

PFOSA

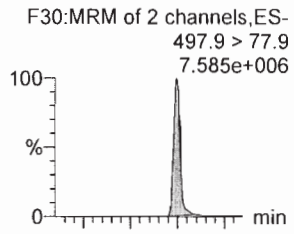

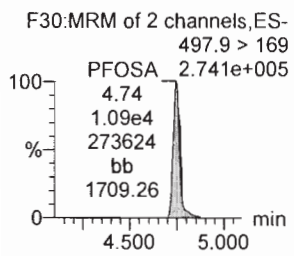

L-PFOS

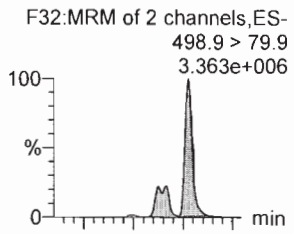

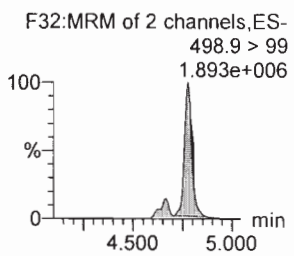

PFDA

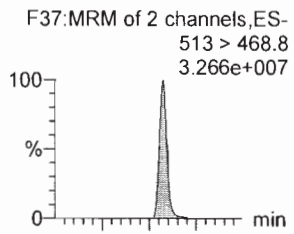

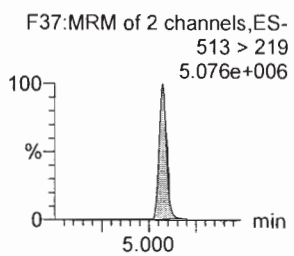

8:2 FTS

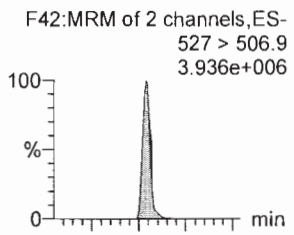

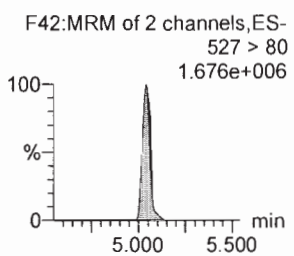

PFNS

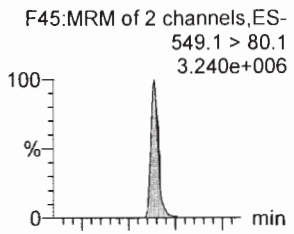

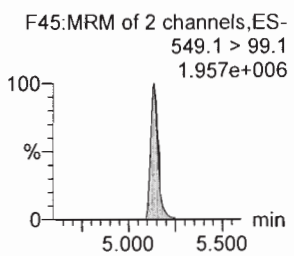

L-MeFOSAA

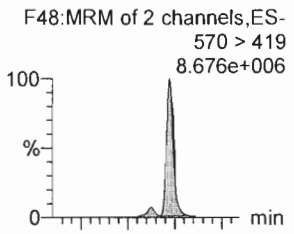

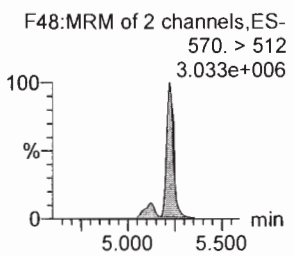

13C8-PFOSA

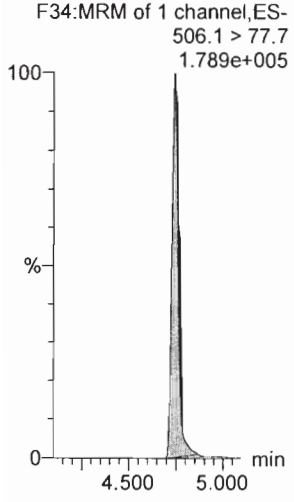

13C8-PFOS

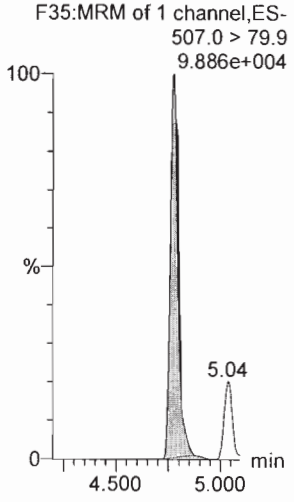

13C2-PFDA

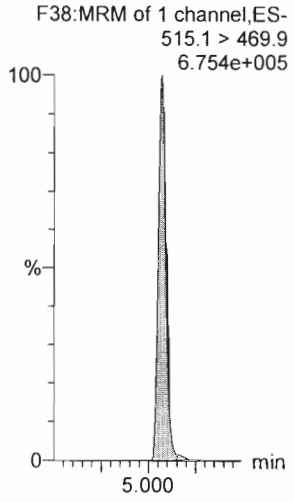

13C2-8:2 FTS

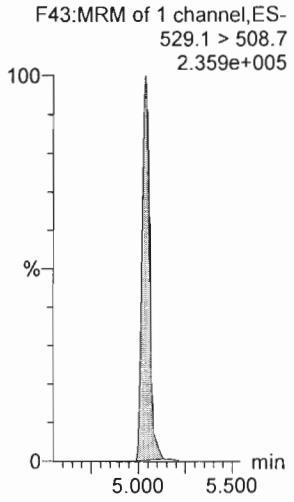

13C8-PFOS

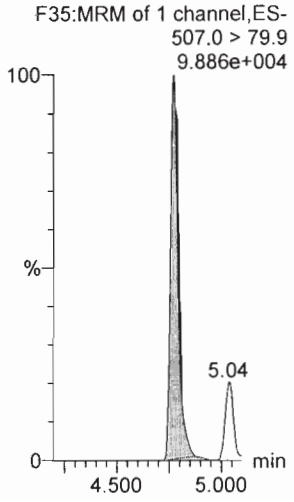

d3-N-MeFOSAA

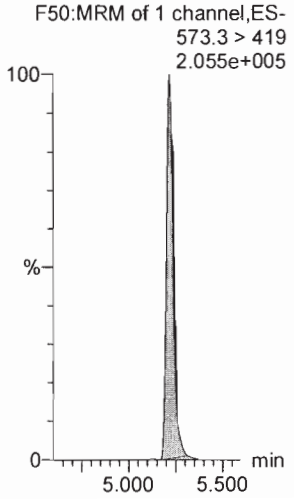

Dataset: Untitled

Last Altered: Sunday, August 26, 2018 12:50:42 Pacific Daylight Time
Printed: Sunday, August 26, 2018 12:51:08 Pacific Daylight Time

Name: 180825M1_11, Date: 25-Aug-2018, Time: 15:18:19, ID: ST180825M1-10 PFC CS7 18H2111, Description: PFC CS7 18H2111

L-EtFOSAA

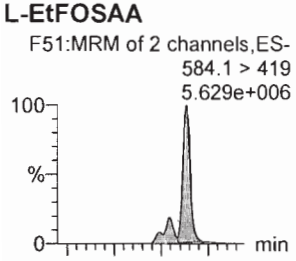

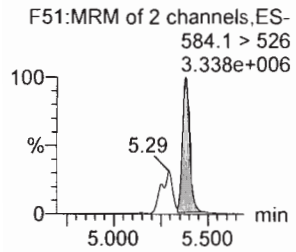

PFDoA

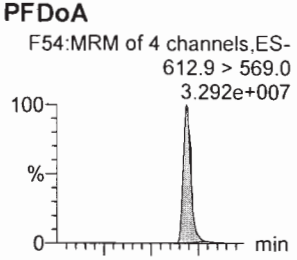

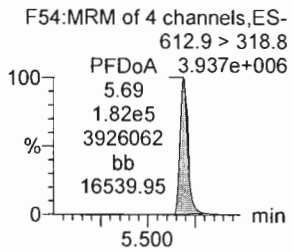

PFDS

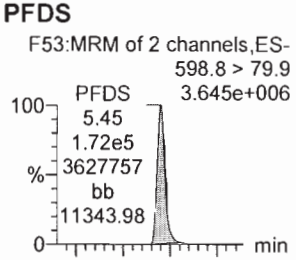

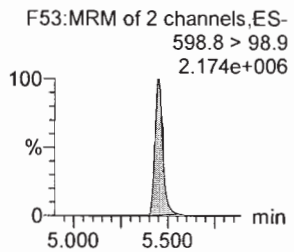

PFUdA

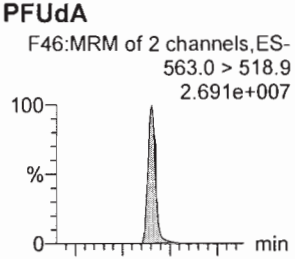

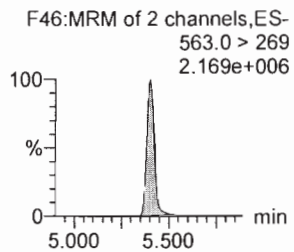

N-MeFOSA

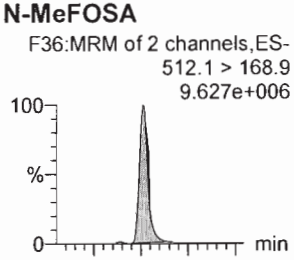

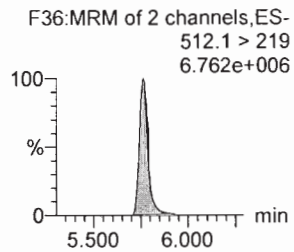

PFTrDA

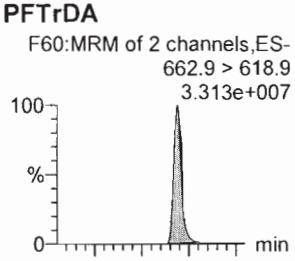

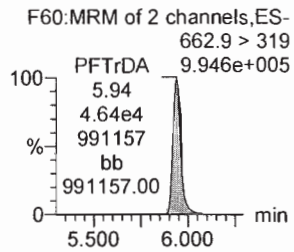

d5-N-EtFOSAA

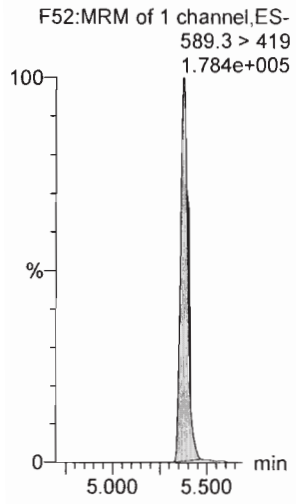

13C2-PFDoA

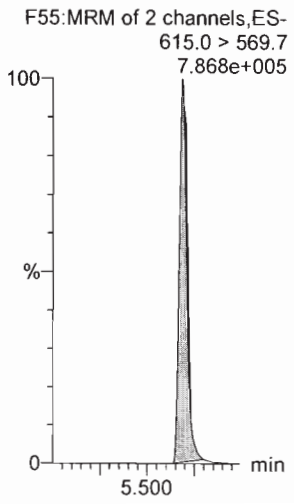

13C8-PFOS

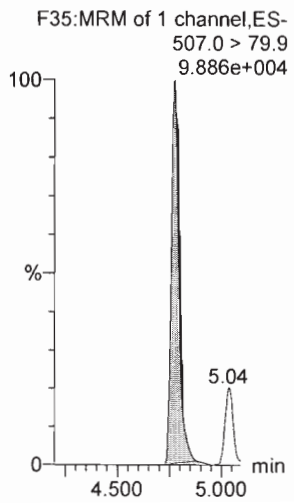

13C2-PFUdA

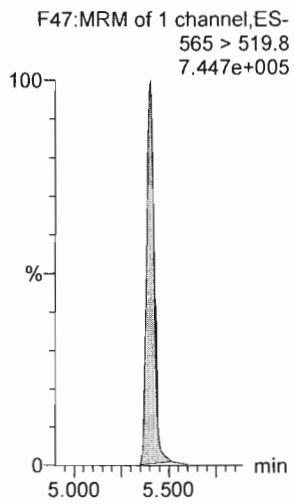

d3-N-MeFOSA

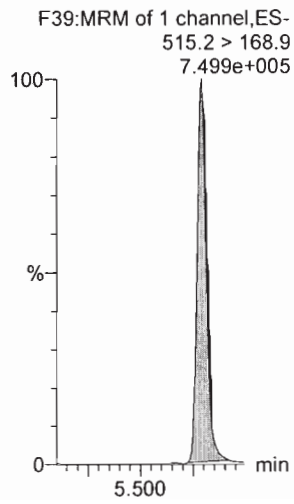

13C2-PFDoA

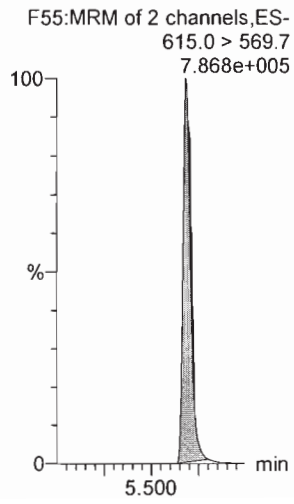

Dataset: Untitled

Last Altered: Sunday, August 26, 2018 12:50:42 Pacific Daylight Time
Printed: Sunday, August 26, 2018 12:51:08 Pacific Daylight Time

Name: 180825M1_11, Date: 25-Aug-2018, Time: 15:18:19, ID: ST180825M1-10 PFC CS7 18H2111, Description: PFC CS7 18H2111

PFTeDA

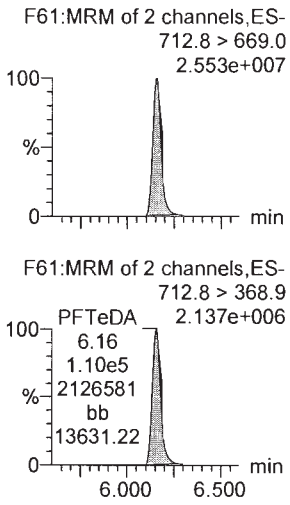

N-EtFOSA

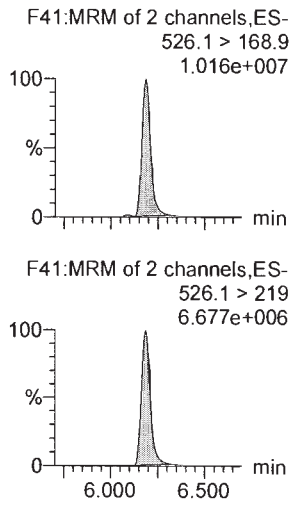

PFHxDA

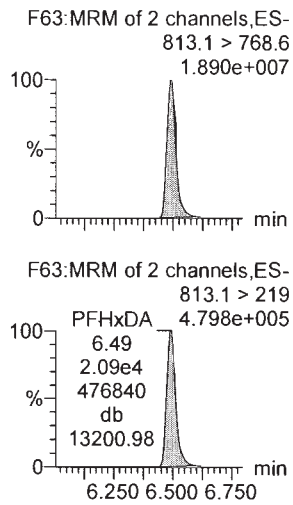

PFODA

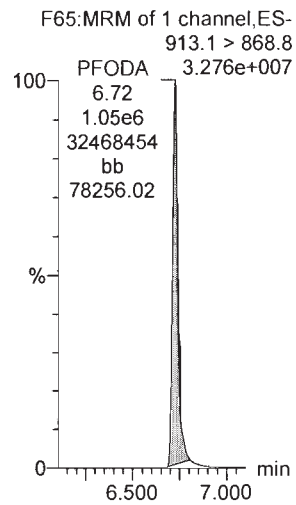

N-MeFOSE

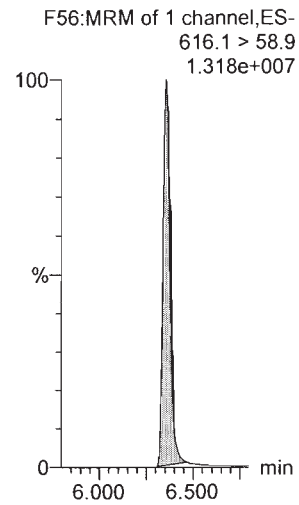

N-EtFOSE

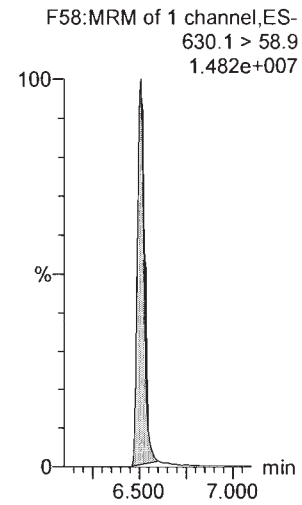

13C2-PFTeDA

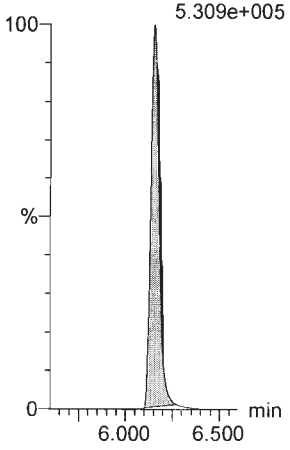

d5-N-ETFOSA

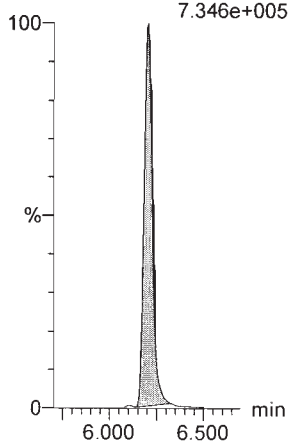

13C2-PFHxDA

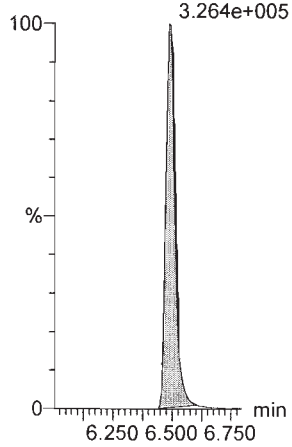

13C2-PFHxDA

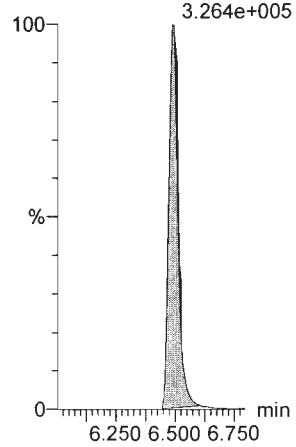

d7-N-MeFOSE

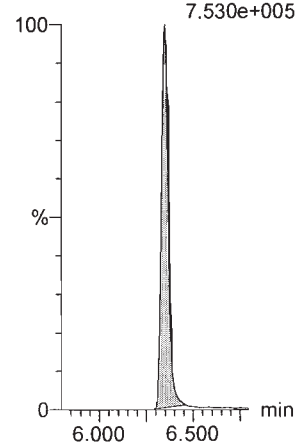

d9-N-EtFOSE

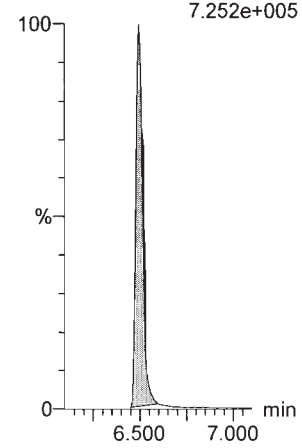

Dataset: Untitled

Last Altered: Sunday, August 26, 2018 12:50:42 Pacific Daylight Time
Printed: Sunday, August 26, 2018 12:51:08 Pacific Daylight Time

Name: 180825M1_11, Date: 25-Aug-2018, Time: 15:18:19, ID: ST180825M1-10 PFC CS7 18H2111, Description: PFC CS7 18H2111

13C4-PFBA

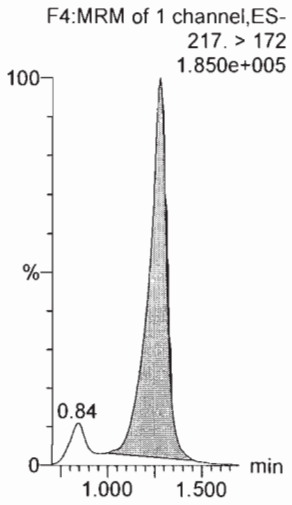

13C5-PFHxA

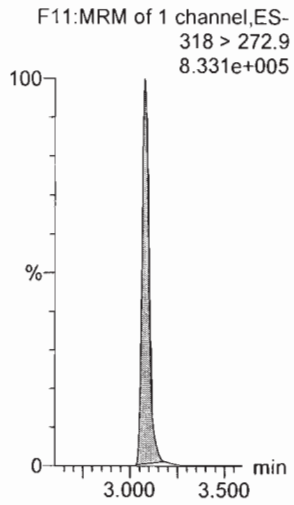

13C3-PFHxS

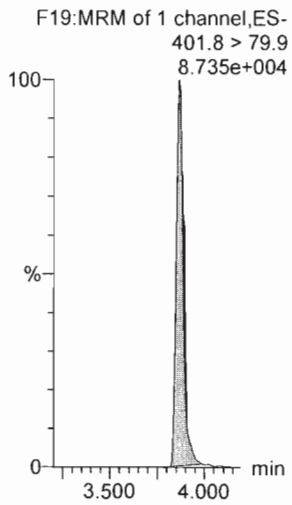

13C8-PFOA

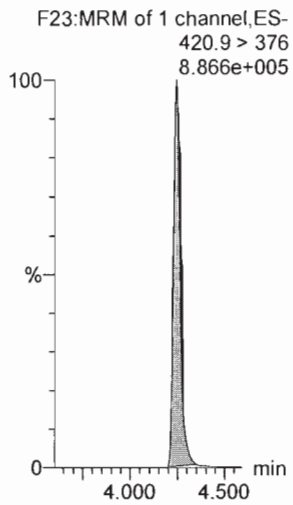

13C9-PFNA

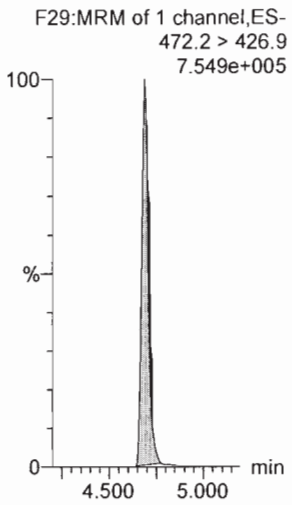

13C4-PFOS

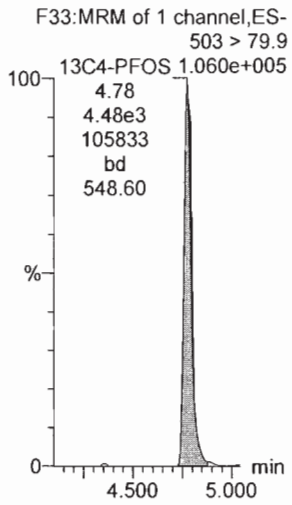

13C6-PFDA

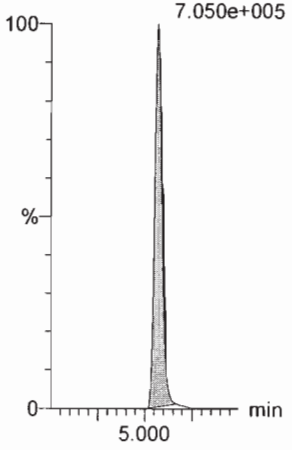

13C7-PFUdA

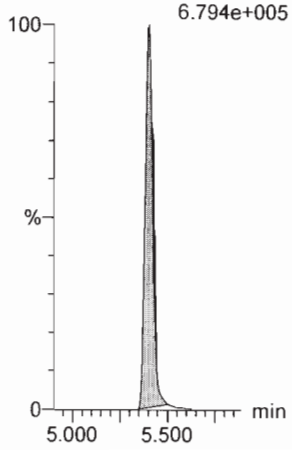

Dataset: F:\Projects\PFAS.PRO\Results\180825M1\180825M1-ICV.qld

Last Altered: Sunday, August 26, 2018 14:02:36 Pacific Daylight Time
Printed: Sunday, August 26, 2018 14:02:46 Pacific Daylight Time

JAQ 8/26/18

Name: 180825M1_13, Date: 25-Aug-2018, Time: 15:39:31, ID: ICV180825M1-1 PFC 537 ICV 18H2112, Description: PFC 537 ICV 18H2112

	#	Name	Trace	Area	IS Area	wt/vol	RT	Response	Conc.	%Rec	Recovery ...	Ion Ratio	Ratio Out?
1	1	PFBA	213.0 > 168.8	16304.701	20872.879	1.00	1.28	9.764	8.4	84.3	NO		
2	2	PFPeA	263.1 > 218.9	23254.469	33972.676	1.00	2.28	8.556	8.9	89.4	NO		
3	3	PFBS	299.0 > 79.7	4456.397	3661.540	1.00	2.58	15.214	7.6	76.4	NO	2.825	NO
4	4	4:2 FTS	327.2>307.2	4676.337	7160.343	1.00	2.99	8.164	8.6	85.6	NO	1.569	NO
5	5	PFHxA	313 > 269	37456.898	20432.775	1.00	3.08	9.166	9.7	97.3	NO	15.718	NO
6	6	PFPeS	349.1>80.1	3872.627	3661.540	1.00	3.29	13.221	7.9	78.9	NO	1.605	NO
7	36	13C3-PFBA	216.1 > 171.8	20872.879	24634.092	1.00	1.28	10.591	12.8	102.5	NO		
8	37	13C3-PFPeA	266. > 221.8	33972.676	53533.598	1.00	2.28	7.933	12.4	99.1	NO		
9	38	13C3-PFBS	302. > 98.8	3661.540	53533.598	1.00	2.58	0.855	13.1	105.0	NO		
10	39	13C2-4:2 FTS	329.2>308.9	7160.343	53533.598	1.00	2.99	1.672	11.9	95.6	NO		
11	40	13C2-PFHxA	315 > 270	20432.775	53533.598	1.00	3.08	4.771	4.9	98.6	NO		
12	38	13C3-PFBS	302. > 98.8	3661.540	53533.598	1.00	2.58	0.855	13.1	105.0	NO		
13	-1												
14	10	6:2 FTS	427.1 > 407	5351.408	7117.616	1.00	4.19	9.398	9.4	93.8	NO	2.828	NO
15	7	PFHpA	363.0 > 318.9	26905.873	32289.414	1.00	3.71	10.416	8.9	89.0	NO	23.786	NO
16	8	L-PFHxS	398.9 > 79.6	3532.396	3116.586	1.00	3.87	14.168	8.2	82.0	NO	1.834	NO
17	11	L-PFOA	412.8 > 368.9	44224.664	48186.914	1.00	4.24	11.472	9.2	92.4	NO	3.311	NO
18	13	PFHpS	449 > 80.0	4436.996	7228.960	1.00	4.36	7.672	9.1	90.6	NO	1.832	NO
19	14	PFNA	463.0 > 418.8	40037.152	49002.898	1.00	4.69	10.213	8.5	85.4	NO	5.504	NO
20	43	13C2-6:2 FTS	429.1 > 408.9	7117.616	57151.953	1.00	4.19	1.557	11.6	93.2	NO		
21	41	13C4-PFHpA	367.2 > 321.8	32289.414	53533.598	1.00	3.71	7.540	12.9	103.1	NO		
22	42	18O2-PFHxS	403.0 > 102.6	3116.586	6468.684	1.00	3.86	6.022	11.6	93.1	NO		
23	44	13C2-PFOA	414.9 > 369.7	48186.914	57151.953	1.00	4.24	10.539	12.2	97.8	NO		
24	47	13C8-PFOS	507.0 > 79.9	7228.960	7016.534	1.00	4.78	12.878	12.1	96.9	NO		
25	45	13C5-PFNA	468.2 > 422.9	49002.898	50642.996	1.00	4.69	12.095	12.6	100.8	NO		
26	-1												
27	15	PFOSA	497.9 > 77.9	7518.828	10517.188	1.00	4.74	8.936	8.5	85.0	NO	26.986	NO
28	16	L-PFOS	498.9 > 79.9	4840.961	7228.960	1.00	4.78	8.371	8.6	86.0	NO	2.015	NO
29	18	PFDA	513 > 468.8	40626.453	48526.910	1.00	5.07	10.465	8.5	85.1	NO	6.717	NO
30	19	8:2 FTS	527 > 506.9	5287.812	5860.404	1.00	5.04	11.279	8.2	81.8	NO	2.390	NO
31	20	PFNS	549.1 > 80.1	4191.539	7228.960	1.00	5.14	7.248	9.4	94.1	NO	1.636	NO
32	21	L-MeFOSAA	570 > 419	12292.269	11825.309	1.00	5.23	12.994	10.1	101.4	NO	2.698	NO
33	46	13C8-PFOSA	506.1 > 77.7	10517.188	56823.914	1.00	4.74	2.314	11.8	94.5	NO		
34	47	13C8-PFOS	507.0 > 79.9	7228.960	7016.534	1.00	4.78	12.878	12.1	96.9	NO		

DM 8/26/18

Dataset: F:\Projects\PFAS.PRO\Results\180825M1\180825M1-ICV.qld

Last Altered: Sunday, August 26, 2018 14:02:36 Pacific Daylight Time
Printed: Sunday, August 26, 2018 14:02:46 Pacific Daylight Time

(A) not in ICU
MR 8/26/18

Name: 180825M1_13, Date: 25-Aug-2018, Time: 15:39:31, ID: ICV180825M1-1 PFC 537 ICV 18H2112, Description: PFC 537 ICV 18H2112

	#	Name	Trace	Area	IS Area	wt/vol	RT	Response	Conc.	%Rec	Recovery ...	Ion Ratio	Ratio Out?
35	48	13C2-PFDA	515.1 > 469.9	48526.910	50910.547	1.00	5.07	11.915	12.6	101.0	NO		
36	49	13C2-8:2 FTS	529.1 > 508.7	5860.404	57151.953	1.00	5.04	1.282	12.2	97.8	NO		
37	47	13C8-PFOS	507.0 > 79.9	7228.960	7016.534	1.00	4.78	12.878	12.1	96.9	NO		
38	50	d3-N-MeFOSAA	573.3 > 419	11825.309	56823.914	1.00	5.22	2.601	11.5	91.9	NO		
39	-1												
40	23	L-EtFOSAA	584.1 > 419	10259.498	13323.948	1.00	5.39	9.625	9.9	98.9	NO	1.568	NO
41	27	PFDoA	612.9 > 569.0	43496.309	57954.438	1.00	5.69	9.382	8.6	85.6	NO	8.161	NO
42	26	PFDS	598.8 > 79.9	5131.950	7228.960	1.00	5.45	8.874	9.6	96.0	NO	1.669	NO
43	25	PFUdA	563.0 > 518.9	38617.039	55932.109	1.00	5.40	8.630	9.1	91.1	NO	12.501	NO
44	28	N-MeFOSA	512.1 > 168.9		42279.090	1.00				(A)	NO		
45	29	PFTrDA	662.9 > 618.9	46939.617	57954.438	1.00	5.94	10.124	8.9	88.8	NO	34.423	NO
46	52	d5-N-EtFOSAA	589.3 > 419	13323.948	56823.914	1.00	5.38	2.931	11.9	95.2	NO		
47	53	13C2-PFDoA	615.0 > 569.7	57954.438	50910.547	1.00	5.69	14.229	12.5	99.6	NO		
48	47	13C8-PFOS	507.0 > 79.9	7228.960	7016.534	1.00	4.78	12.878	12.1	96.9	NO		
49	51	13C2-PFUdA	565 > 519.8	55932.109	56823.914	1.00	5.40	12.304	12.2	97.7	NO		
50	54	d3-N-MeFOSA	515.2 > 168.9	42279.090	56823.914	1.00	5.79	9.300	139.8	93.2	NO		
51	53	13C2-PFDoA	615.0 > 569.7	57954.438	50910.547	1.00	5.69	14.229	12.5	99.6	NO		
52	-1												
53	30	PFTeDA	712.8 > 669.0	37014.336	39396.961	1.00	6.16	11.744	9.0	90.0	NO	11.547	NO
54	31	N-EtFOSA	526.1 > 168.9		52236.305	1.00				(A)	NO		
55	32	PFHxDA	813.1 > 768.6		19917.531	1.00					NO		
56	33	PFODA	913.1 > 868.8		19917.531	1.00					NO		
57	34	N-MeFOSE	616.1 > 58.9		33154.070	1.00					NO		
58	35	N-EtFOSE	630.1 > 58.9		34060.570	1.00					NO		
59	55	13C2-PFTeDA	714.8 > 669.6	39396.961	56823.914	1.00	6.15	8.666	12.0	95.9	NO		
60	56	d5-N-ETFOSA	531.1 > 168.9	52236.305	56823.914	1.00	6.20	11.491	140.9	93.9	NO		
61	57	13C2-PFHxDA	815 > 769.7	19917.531	56823.914	1.00	6.49	4.381	4.8	95.4	NO		
62	57	13C2-PFHxDA	815 > 769.7	19917.531	56823.914	1.00	6.49	4.381	4.8	95.4	NO		
63	58	d7-N-MeFOSE	623.1 > 58.9	33154.070	56823.914	1.00	6.35	7.293	135.1	90.0	NO		
64	59	d9-N-EtFOSE	639.2 > 58.8	34060.570	56823.914	1.00	6.50	7.493	139.6	93.1	NO		
65	-1												
66	60	13C4-PFBA	217. > 172	24634.092	24634.092	1.00	1.28	12.500	12.5	100.0	NO		
67	61	13C5-PFHxA	318 > 272.9	53533.598	53533.598	1.00	3.08	12.500	12.5	100.0	NO		
68	62	13C3-PFHxS	401.8 > 79.9	6468.684	6468.684	1.00	3.87	12.500	12.5	100.0	NO		

Dataset: F:\Projects\PFAS.PRO\Results\180825M1\180825M1-ICV.qld

Last Altered: Sunday, August 26, 2018 14:02:36 Pacific Daylight Time
Printed: Sunday, August 26, 2018 14:02:46 Pacific Daylight Time

Name: 180825M1_13, Date: 25-Aug-2018, Time: 15:39:31, ID: ICV180825M1-1 PFC 537 ICV 18H2112, Description: PFC 537 ICV 18H2112

	#	Name	Trace	Area	IS Area	wt/vol	RT	Response	Conc.	%Rec	Recovery ...	Ion Ratio	Ratio Out?
69	63	13C8-PFOA	420.9 > 376	57151.953	57151.953	1.00	4.24	12.500	12.5	100.0	NO		
70	64	13C9-PFNA	472.2 > 426.9	50642.996	50642.996	1.00	4.69	12.500	12.5	100.0	NO		
71	65	13C4-PFOS	503 > 79.9	7016.534	7016.534	1.00	4.78	12.500	12.5	100.0	NO		
72	66	13C6-PFDA	519.1 > 473.7	50910.547	50910.547	1.00	5.07	12.500	12.5	100.0	NO		
73	67	13C7-PFUdA	570.1 > 524.8	56823.914	56823.914	1.00	5.40	12.500	12.5	100.0	NO		

Dataset: F:\Projects\PFAS.PRO\Results\180825M1\180825M1-ICV.qld

Last Altered: Sunday, August 26, 2018 14:02:36 Pacific Daylight Time
Printed: Sunday, August 26, 2018 14:02:46 Pacific Daylight Time

Method: F:\Projects\PFAS.PRO\MethDB\PFAS_FULL_80C_082518.mdb 26 Aug 2018 13:06:23
Calibration: F:\Projects\PFAS.PRO\CurveDB\C18_VAL-PFAS_Q4_08-25-18.cdb 26 Aug 2018 13:56:38

Name: 180825M1_13, Date: 25-Aug-2018, Time: 15:39:31, ID: ICV180825M1-1 PFC 537 ICV 18H2112, Description: PFC 537 ICV 18H2112

PFBA

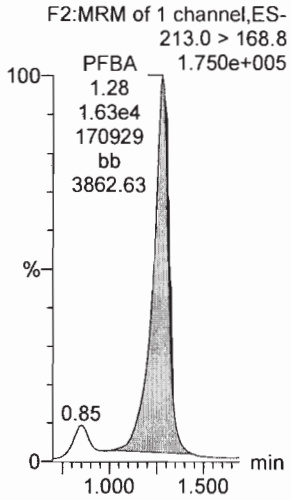

PFPeA

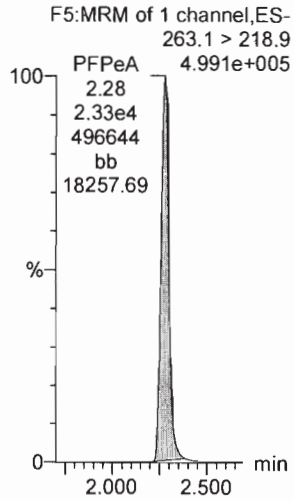

PFBS

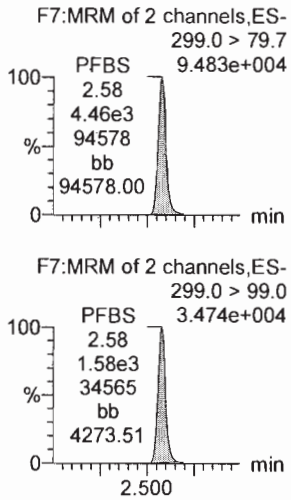

4:2 FTS

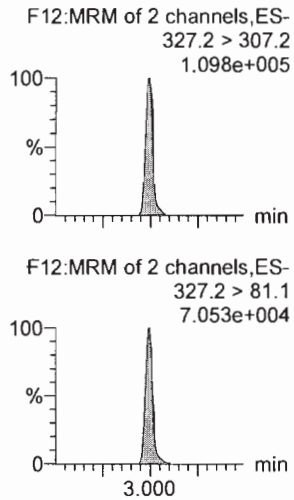

PFHxA

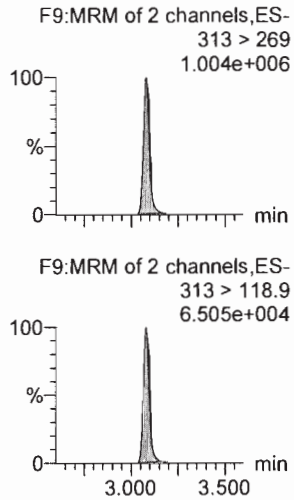

PFPeS

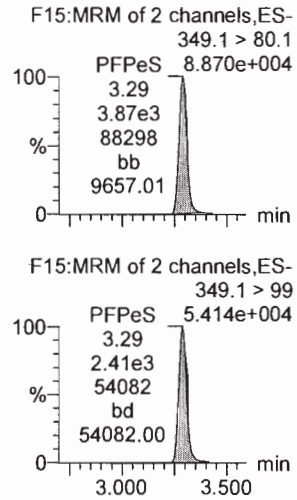

13C3-PFBA

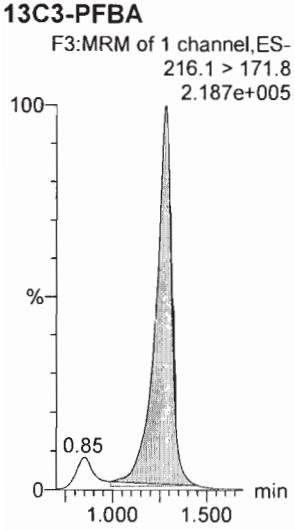

13C3-PFPeA

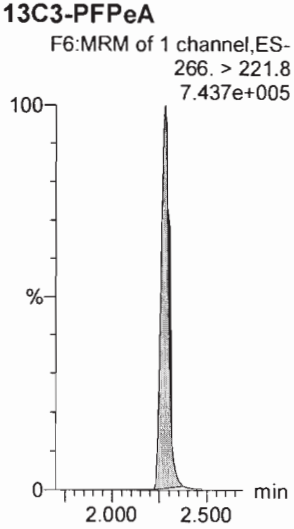

13C3-PFBS

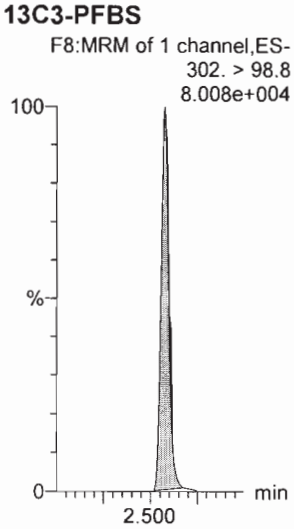

13C2-4:2 FTS

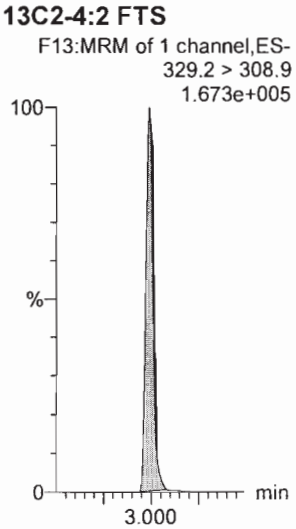

13C2-PFHxA

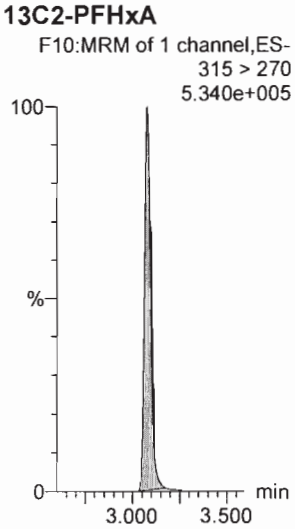

13C3-PFBS

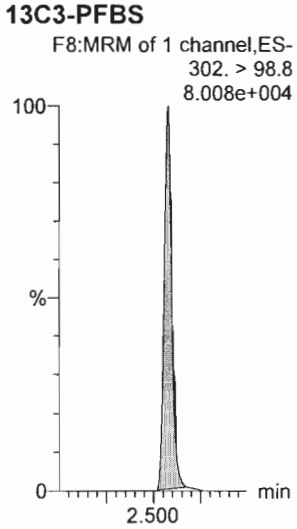

Dataset: F:\Projects\PFAS.PRO\Results\180825M1\180825M1-ICV.qld

Last Altered: Sunday, August 26, 2018 14:02:36 Pacific Daylight Time
Printed: Sunday, August 26, 2018 14:02:46 Pacific Daylight Time

Name: 180825M1_13, Date: 25-Aug-2018, Time: 15:39:31, ID: ICV180825M1-1 PFC 537 ICV 18H2112, Description: PFC 537 ICV 18H2112

6:2 FTS

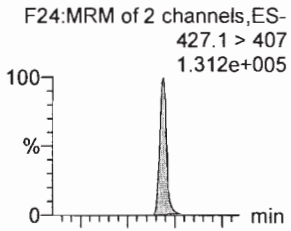

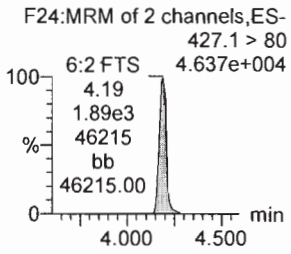

PFHpA

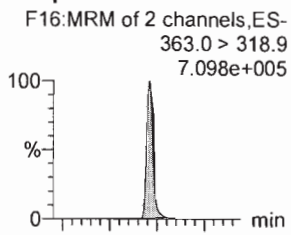

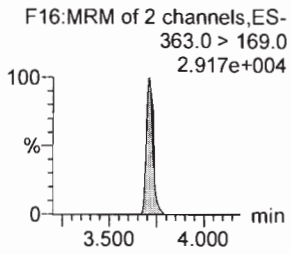

L-PFHxS

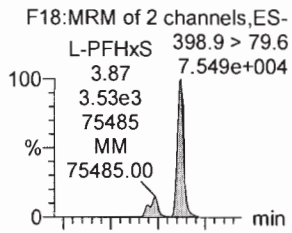

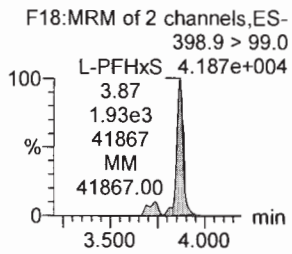

L-PFOA

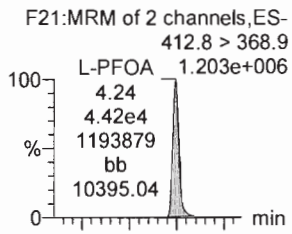

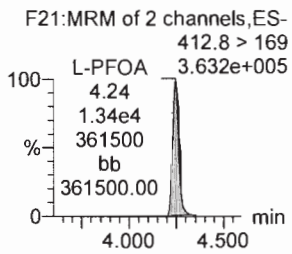

PFHpS

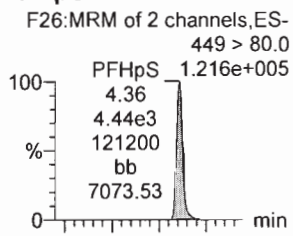

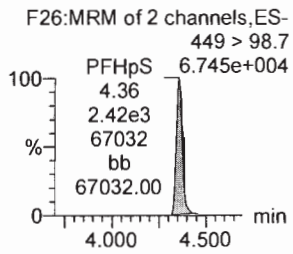

PFNA

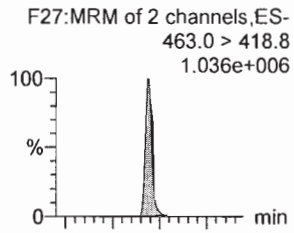

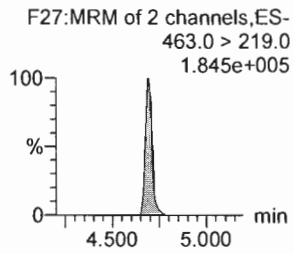

13C2-6:2 FTS

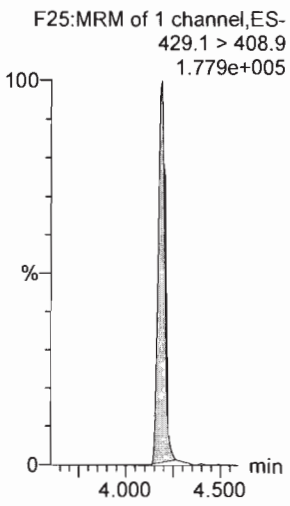

13C4-PFHpA

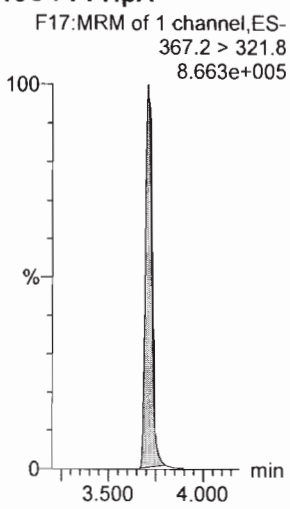

18O2-PFHxS

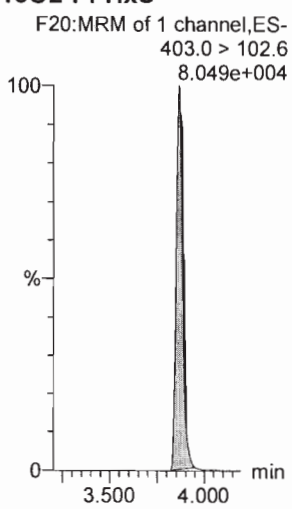

13C2-PFOA

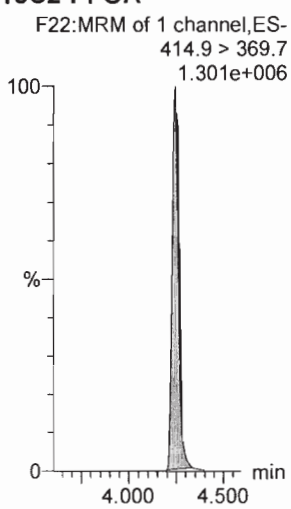

13C8-PFOS

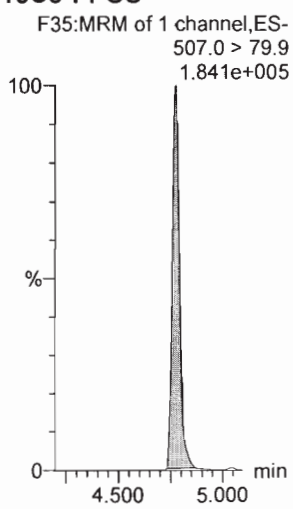

13C5-PFNA

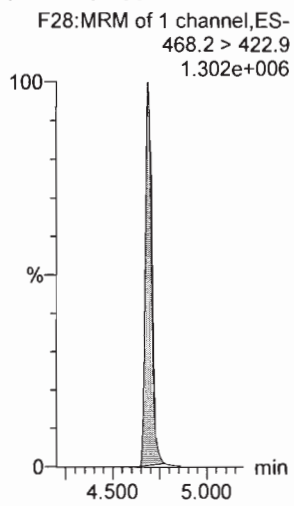

Quantify Sample Report **MassLynx MassLynx V4.1 SCN945 SCN960**
Vista Analytical Laboratory

Dataset: F:\Projects\PFAS.PRO\Results\180825M1\180825M1-ICV.qld

Last Altered: Sunday, August 26, 2018 14:02:36 Pacific Daylight Time
Printed: Sunday, August 26, 2018 14:02:46 Pacific Daylight Time

Name: 180825M1_13, Date: 25-Aug-2018, Time: 15:39:31, ID: ICV180825M1-1 PFC 537 ICV 18H2112, Description: PFC 537 ICV 18H2112

PFOSA

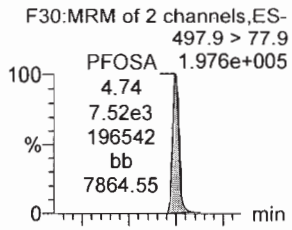

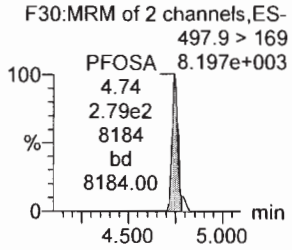

L-PFOS

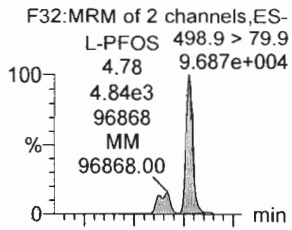

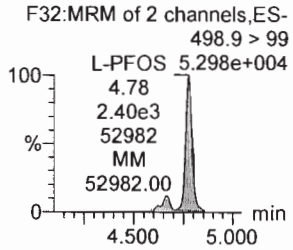

PFDA

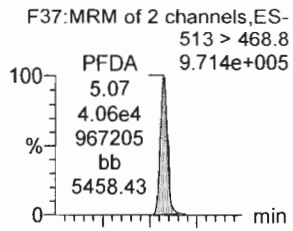

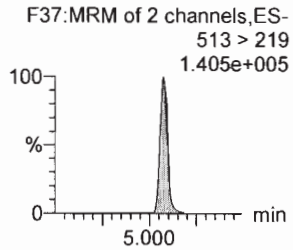

8:2 FTS

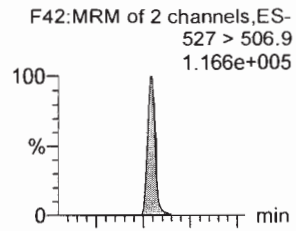

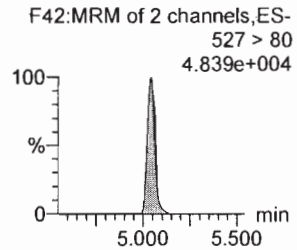

PFNS

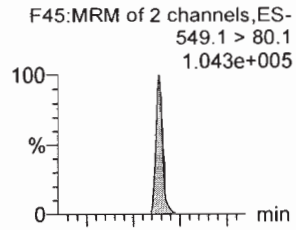

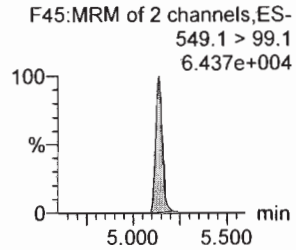

L-MeFOSAA

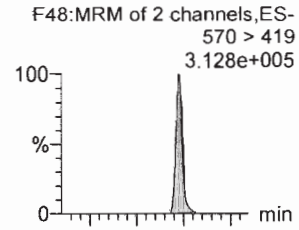

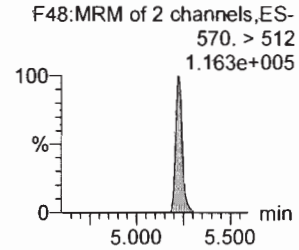

13C8-PFOSA

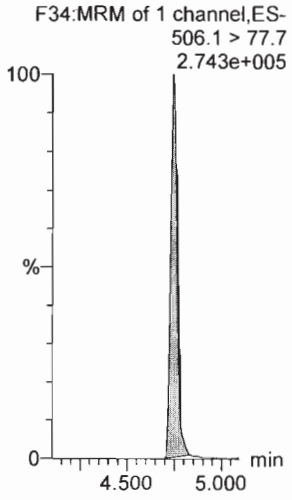

13C8-PFOS

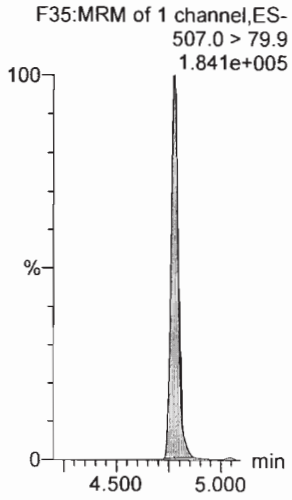

13C2-PFDA

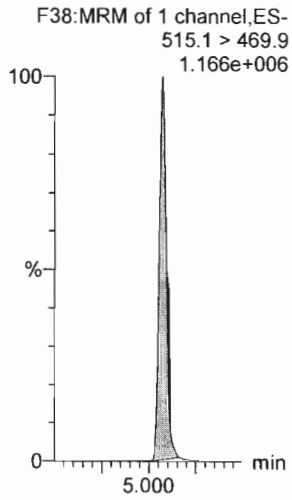

13C2-8:2 FTS

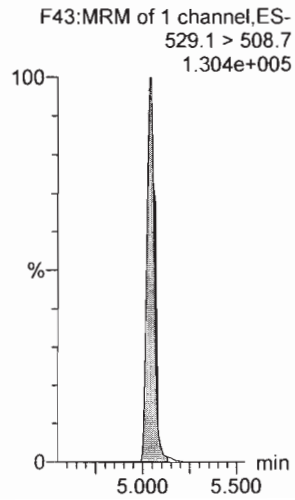

13C8-PFOS

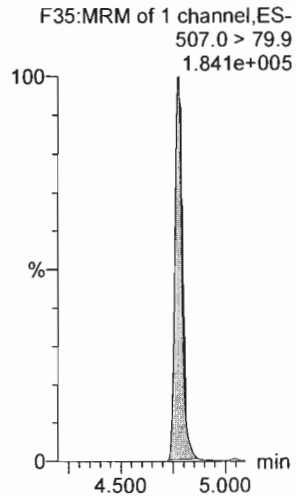

d3-N-MeFOSAA

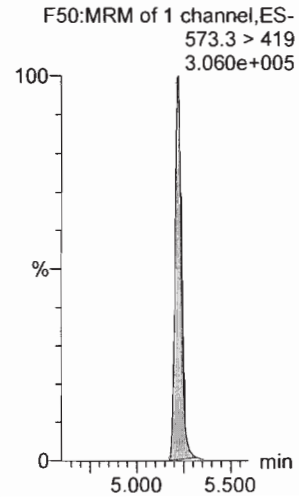

Dataset: F:\Projects\PFAS.PRO\Results\180825M1\180825M1-ICV.qld

Last Altered: Sunday, August 26, 2018 14:02:36 Pacific Daylight Time
Printed: Sunday, August 26, 2018 14:02:46 Pacific Daylight Time

Name: 180825M1_13, Date: 25-Aug-2018, Time: 15:39:31, ID: ICV180825M1-1 PFC 537 ICV 18H2112, Description: PFC 537 ICV 18H2112

L-EtFOSAA

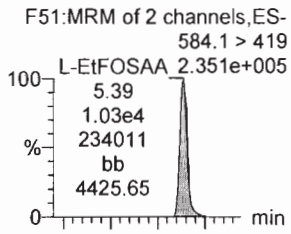

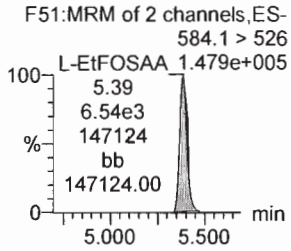

PFDoA

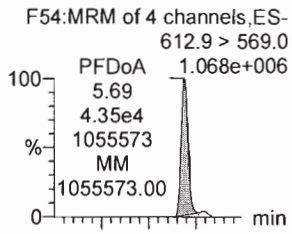

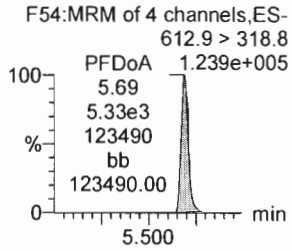

PFDS

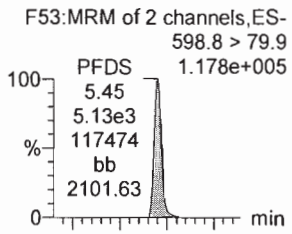

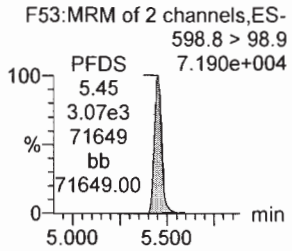

PFUdA

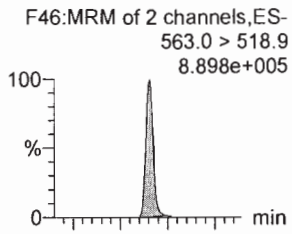

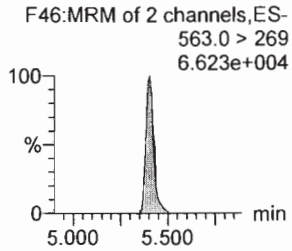

N-MeFOSA

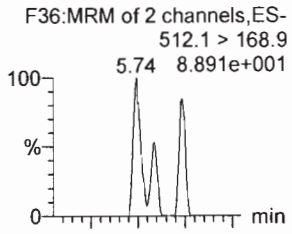

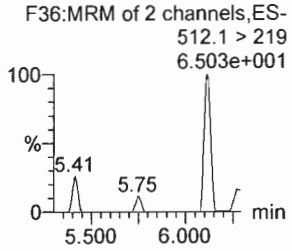

PFTrDA

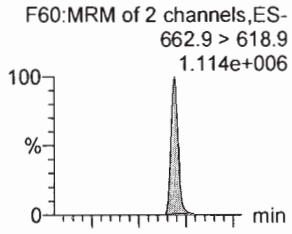

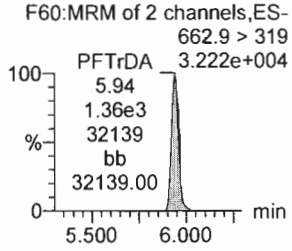

d5-N-EtFOSAA

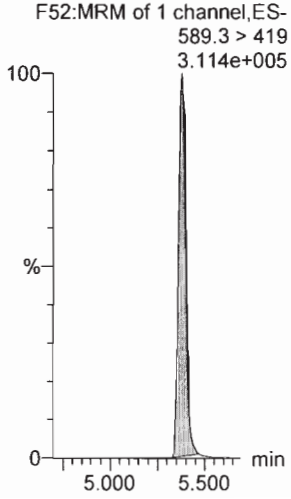

13C2-PFDoA

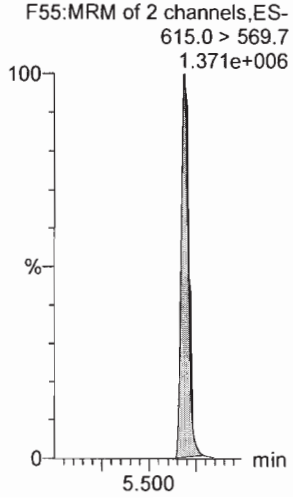

13C8-PFOS

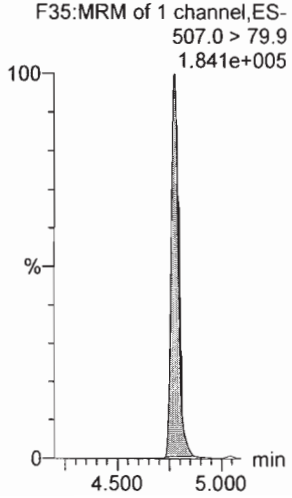

13C2-PFUdA

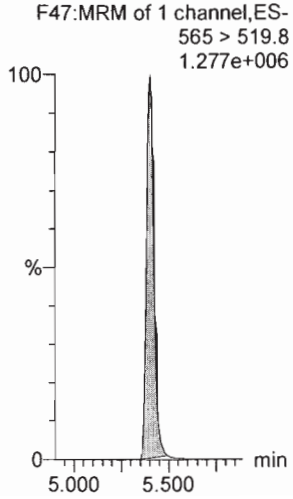

d3-N-MeFOSA

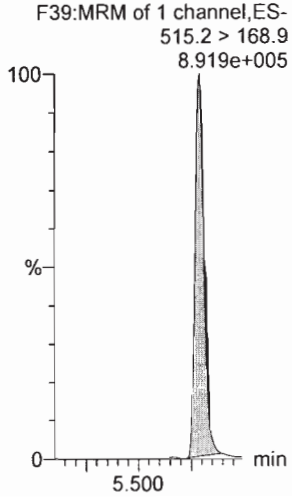

13C2-PFDoA

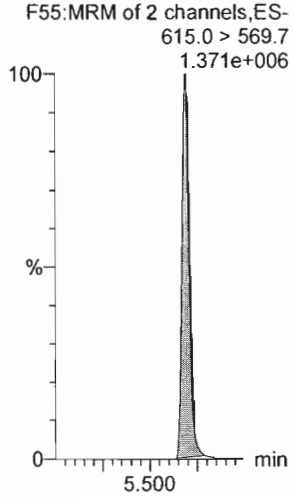

Dataset: F:\Projects\PFAS.PRO\Results\180825M1\180825M1-ICV.qld

Last Altered: Sunday, August 26, 2018 14:02:36 Pacific Daylight Time
Printed: Sunday, August 26, 2018 14:02:46 Pacific Daylight Time

Name: 180825M1_13, Date: 25-Aug-2018, Time: 15:39:31, ID: ICV180825M1-1 PFC 537 ICV 18H2112, Description: PFC 537 ICV 18H2112

PFTeDA

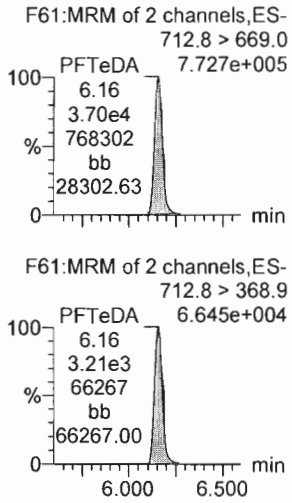

N-EtFOSA

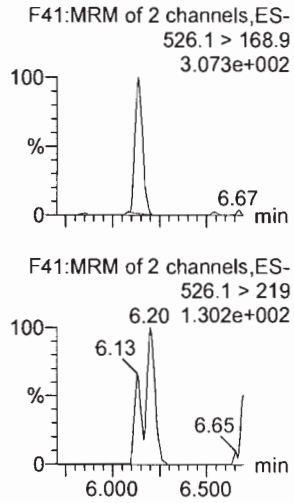

PFHxDA

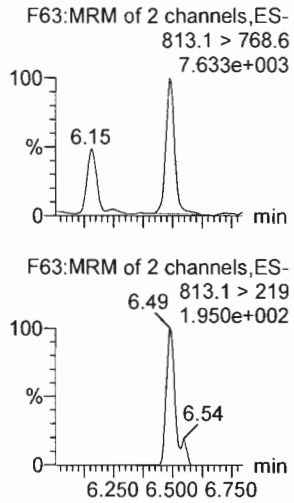

PFODA

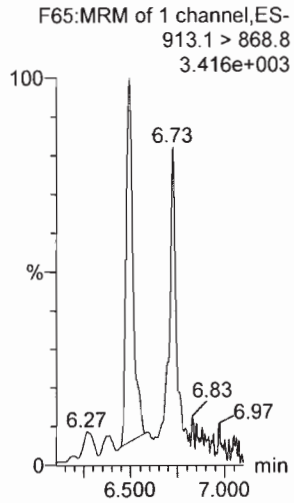

N-MeFOSE

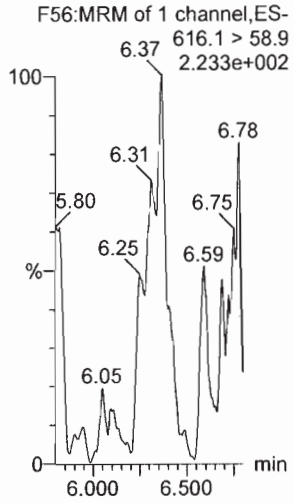

N-EtFOSE

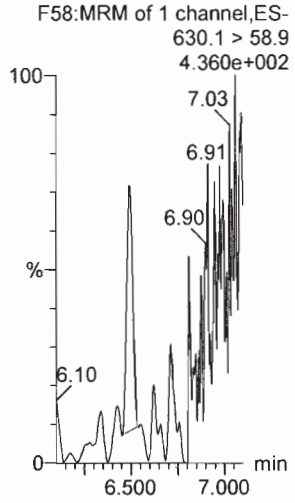

13C2-PFTeDA

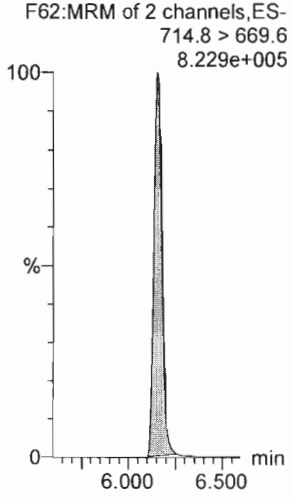

d5-N-ETFOSA

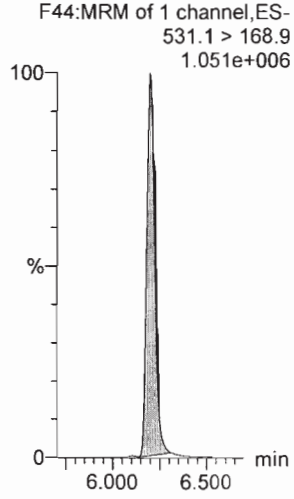

13C2-PFHxDA

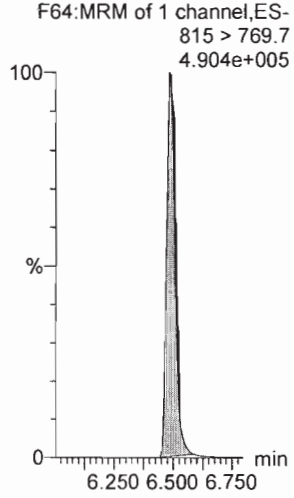

13C2-PFHxDA

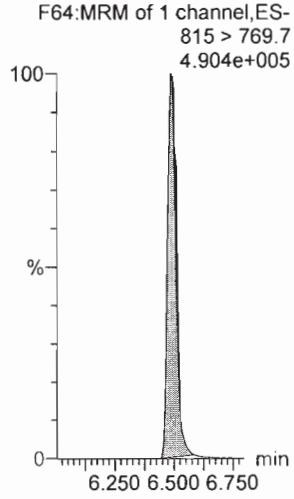

d7-N-MeFOSE

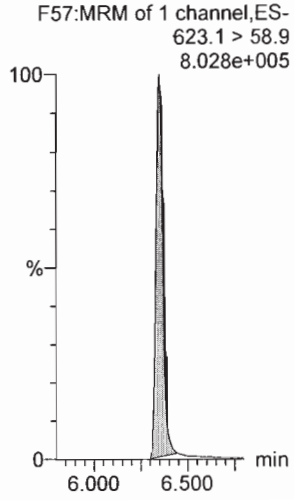

d9-N-EtFOSE

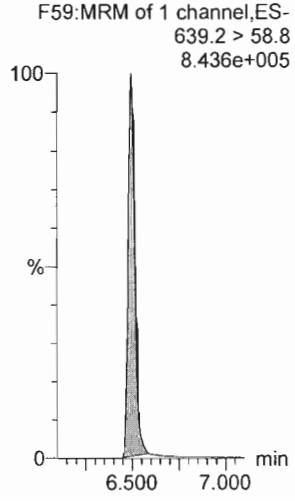

Dataset: F:\Projects\PFAS.PRO\Results\180825M1\180825M1-ICV.qld

Last Altered: Sunday, August 26, 2018 14:02:36 Pacific Daylight Time
Printed: Sunday, August 26, 2018 14:02:46 Pacific Daylight Time

Name: 180825M1_13, Date: 25-Aug-2018, Time: 15:39:31, ID: ICV180825M1-1 PFC 537 ICV 18H2112, Description: PFC 537 ICV 18H2112

13C4-PFBA

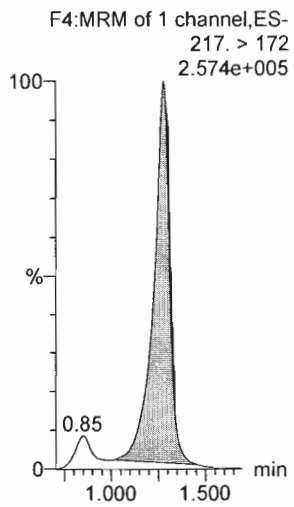

13C5-PFHxA

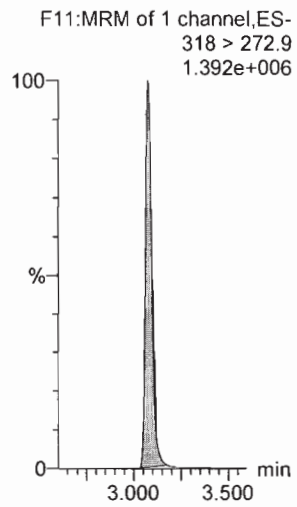

13C3-PFHxS

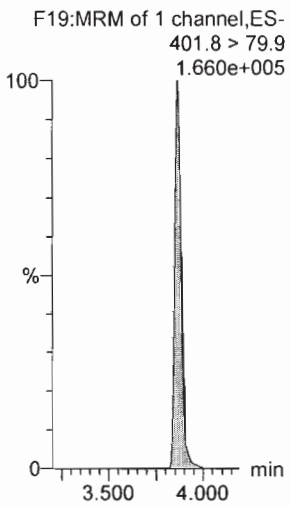

13C8-PFOA

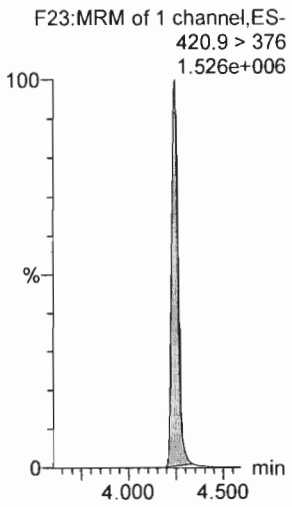

13C9-PFNA

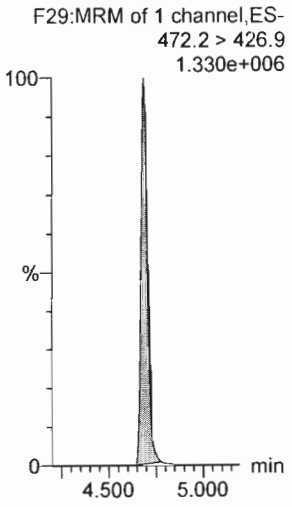

13C4-PFOS

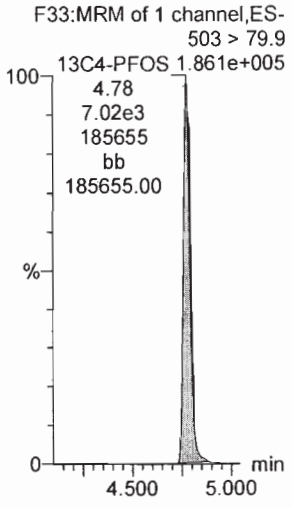

13C6-PFDA

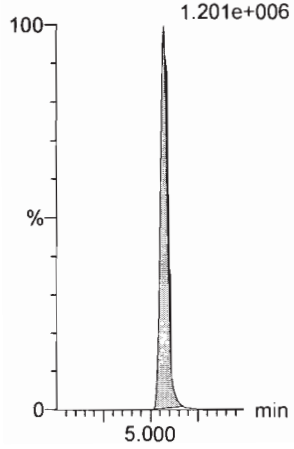

13C7-PFUdA

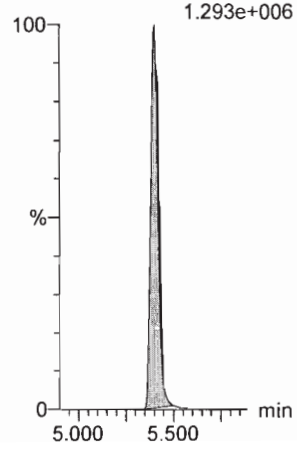

Vista Analytical Laboratory

Dataset: Untitled

Last Altered: Sunday, August 26, 2018 13:16:26 Pacific Daylight Time
Printed: Sunday, August 26, 2018 13:16:38 Pacific Daylight Time

Method: F:\Projects\PFAS.PRO\MethDB\PFAS_FULL_80C_082518.mdb 26 Aug 2018 13:06:23
Calibration: F:\Projects\PFAS.PRO\CurveDB\C18_VAL-PFAS_Q4_08-25-18.cdb 26 Aug 2018 13:06:13

Name: 180825M1_12, Date: 25-Aug-2018, Time: 15:28:58, ID: IPA, Description: IPA

PFBA

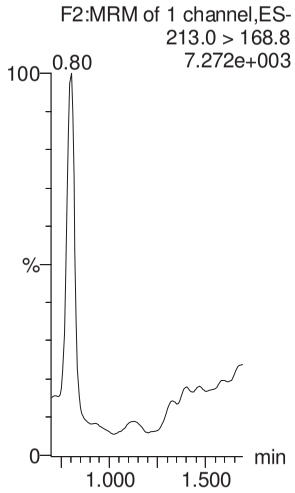

PFPeA

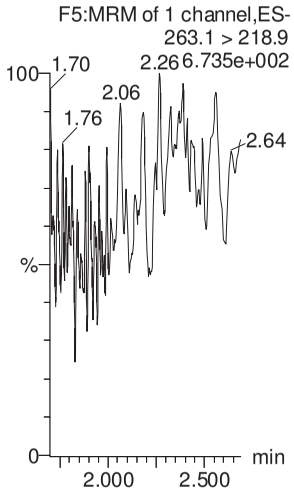

PFBS

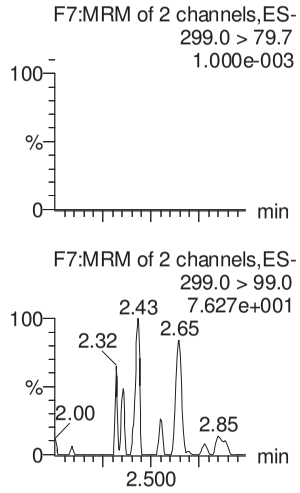

4:2 FTS

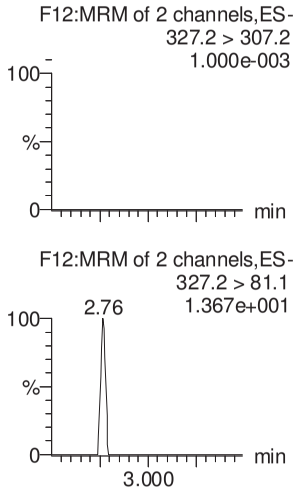

PFHxA

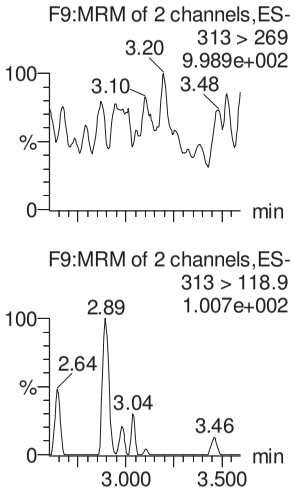

PFPeS

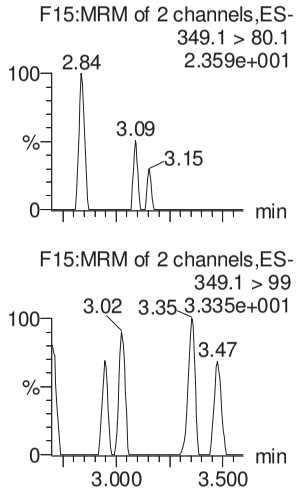

13C3-PFBA

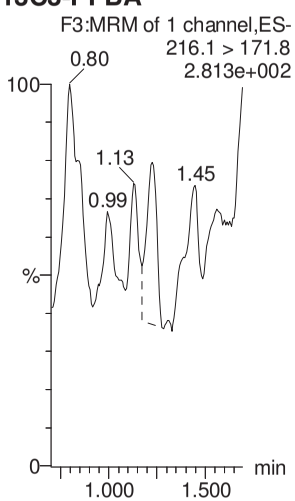

13C3-PFPeA

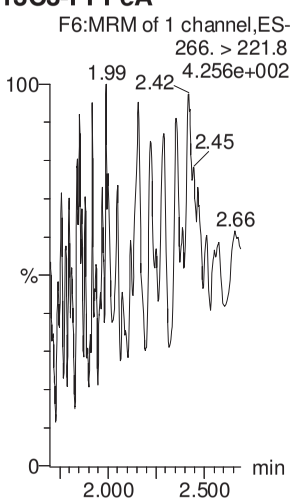

13C3-PFBS

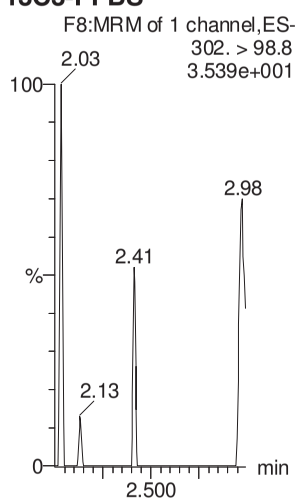

13C2-4:2 FTS

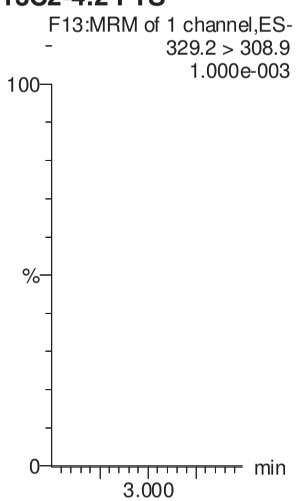

13C2-PFHxA

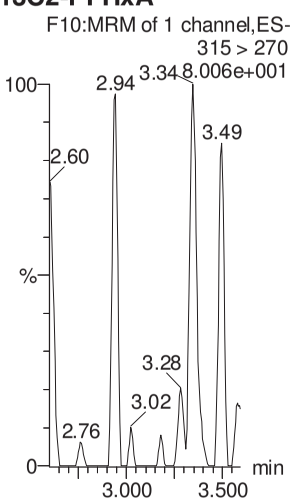

13C3-PFBS

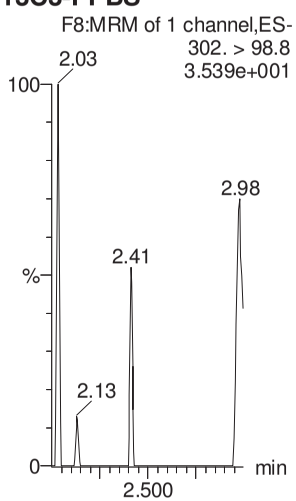

Dataset: Untitled

Last Altered: Sunday, August 26, 2018 13:16:26 Pacific Daylight Time
Printed: Sunday, August 26, 2018 13:16:38 Pacific Daylight Time

Name: 180825M1_12, Date: 25-Aug-2018, Time: 15:28:58, ID: IPA, Description: IPA

6:2 FTS

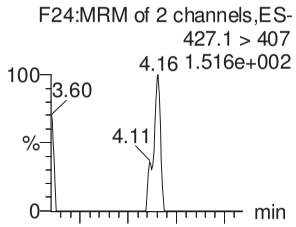

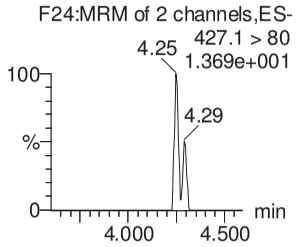

PFHpA

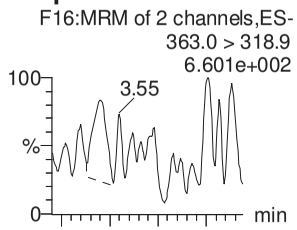

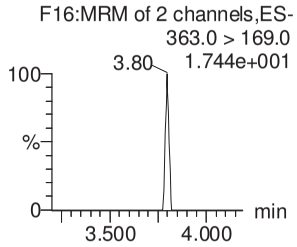

L-PFHxS

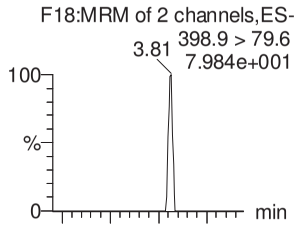

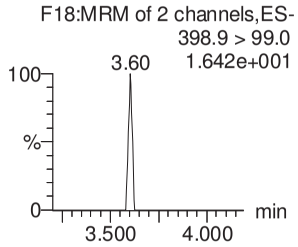

L-PFOA

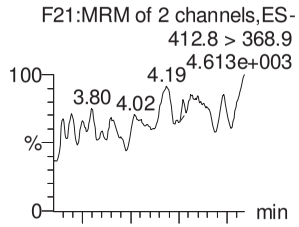

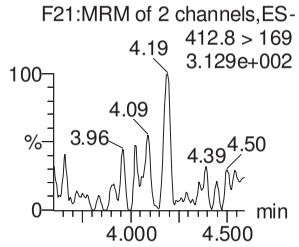

PFHpS

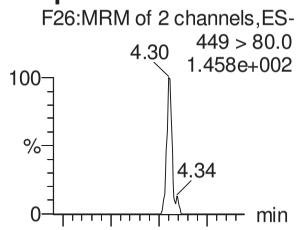

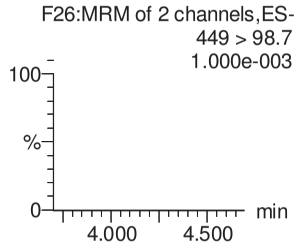

PFNA

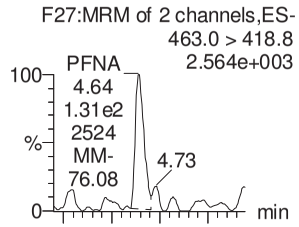

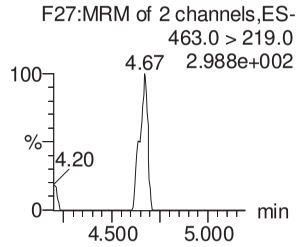

13C2-6:2 FTS

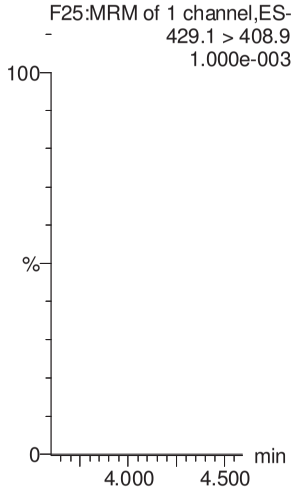

13C4-PFHpA

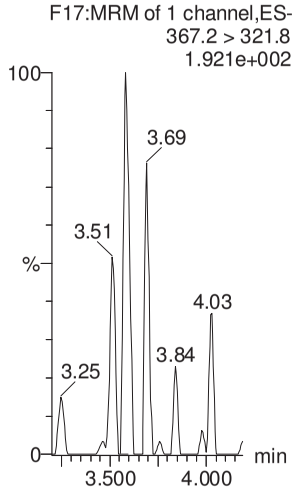

18O2-PFHxS

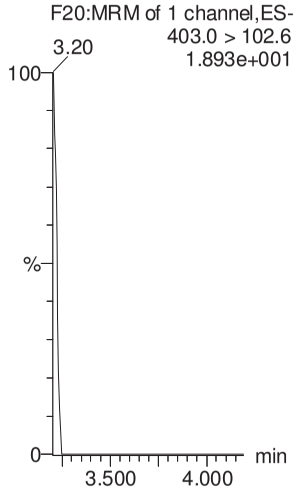

13C2-PFOA

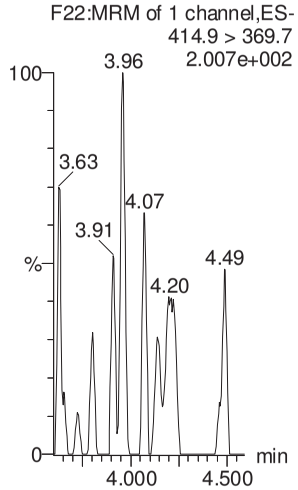

13C8-PFOS

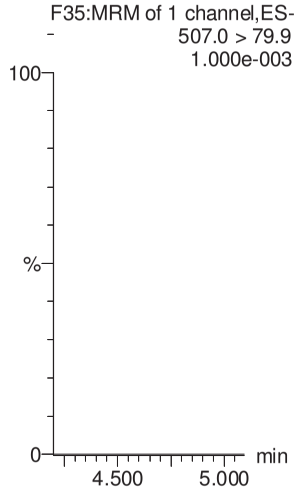

13C5-PFNA

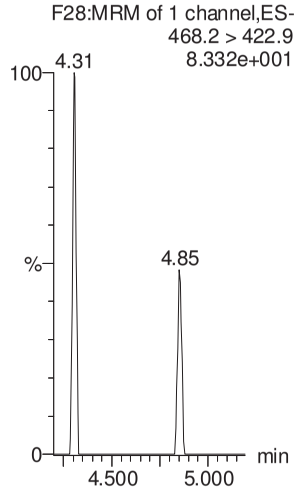

Dataset: Untitled

Last Altered: Sunday, August 26, 2018 13:16:26 Pacific Daylight Time
Printed: Sunday, August 26, 2018 13:16:38 Pacific Daylight Time

Name: 180825M1_12, Date: 25-Aug-2018, Time: 15:28:58, ID: IPA, Description: IPA

PFOSA

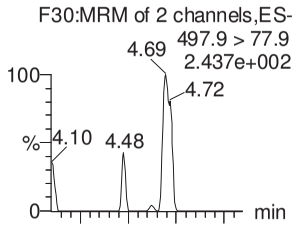

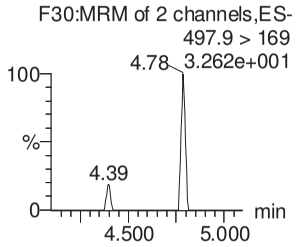

L-PFOS

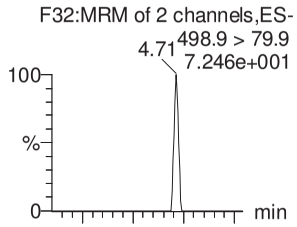

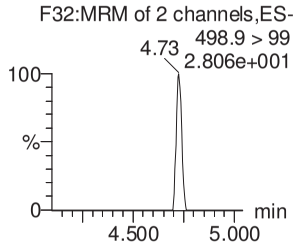

PFDA

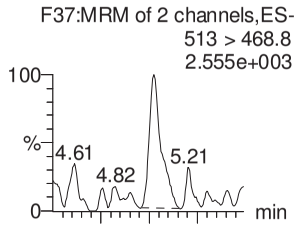

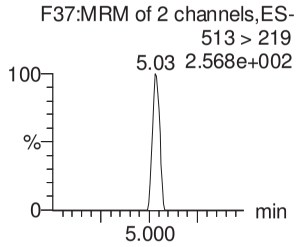

8:2 FTS

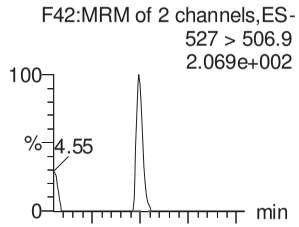

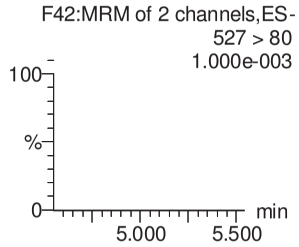

PFNS

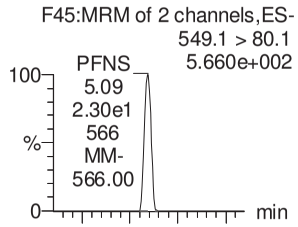

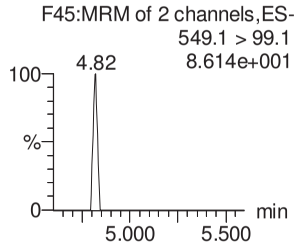

L-MeFOSAA

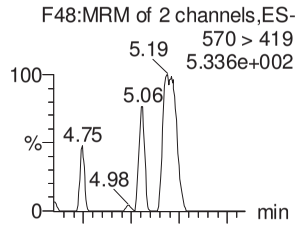

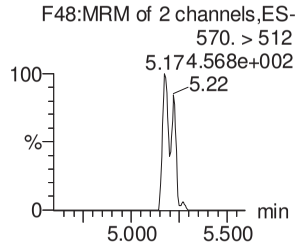

13C8-PFOSA

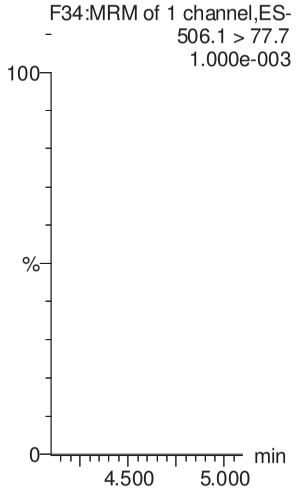

13C8-PFOS

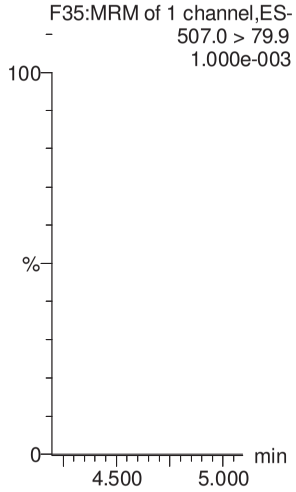

13C2-PFDA

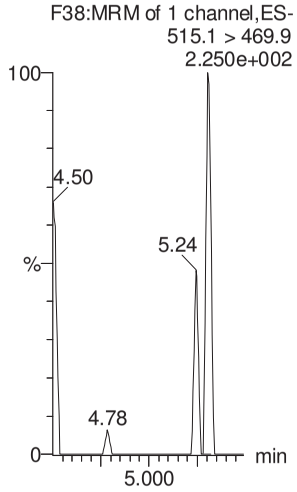

13C2-8:2 FTS

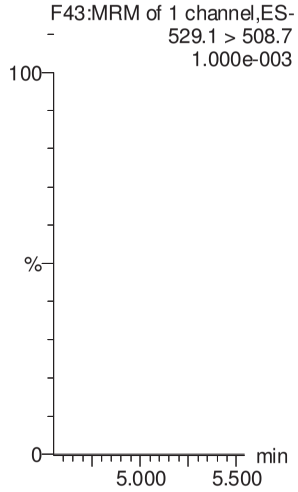

13C8-PFOS

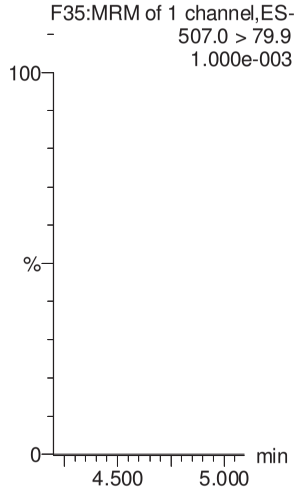

d3-N-MeFOSAA

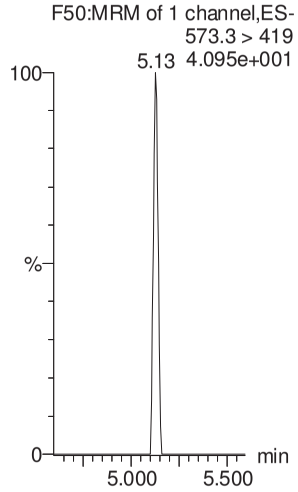

Dataset: Untitled

Last Altered: Sunday, August 26, 2018 13:16:26 Pacific Daylight Time
Printed: Sunday, August 26, 2018 13:16:38 Pacific Daylight Time

Name: 180825M1_12, Date: 25-Aug-2018, Time: 15:28:58, ID: IPA, Description: IPA

L-EtFOSAA

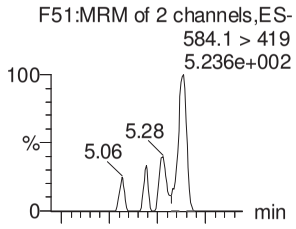

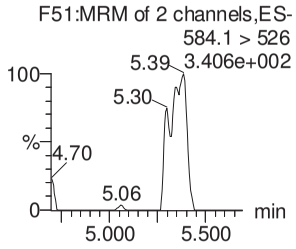

PFDoA

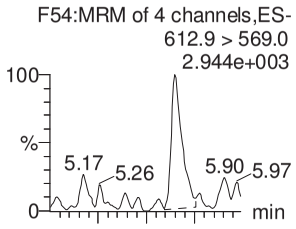

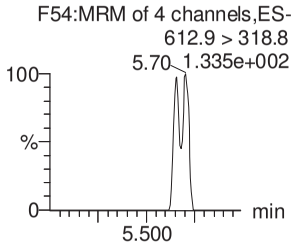

PFDS

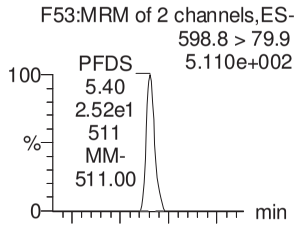

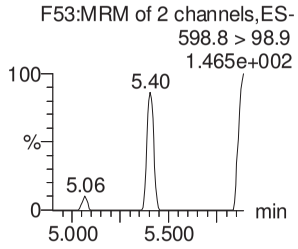

PFUdA

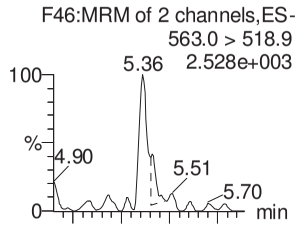

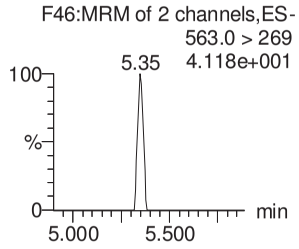

N-MeFOSA

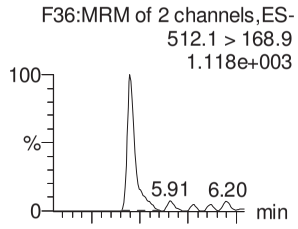

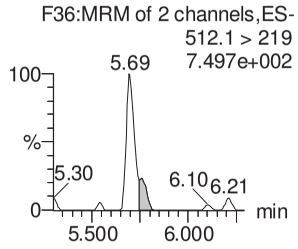

PFTrDA

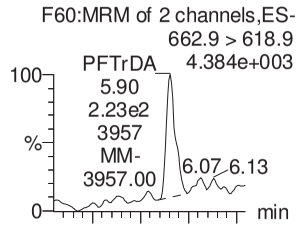

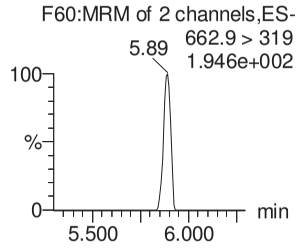

d5-N-EtFOSAA

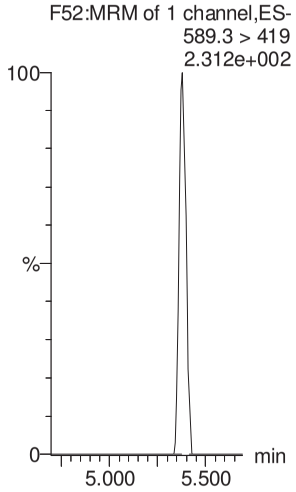

13C2-PFDoA

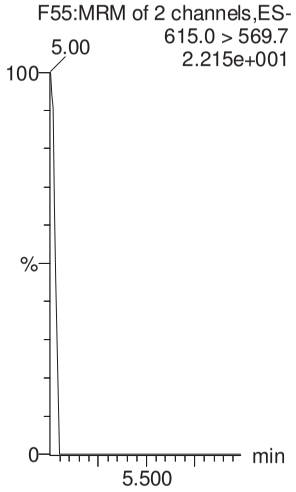

13C8-PFOS

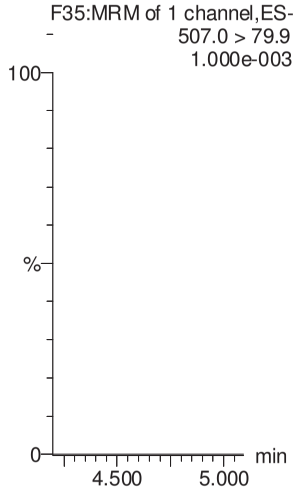

13C2-PFUdA

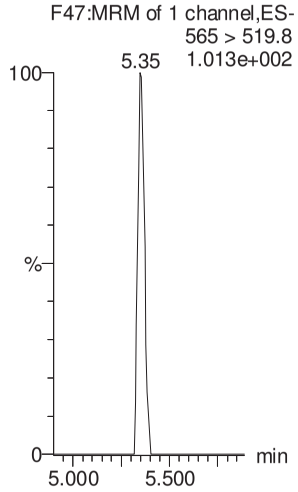

d3-N-MeFOSA

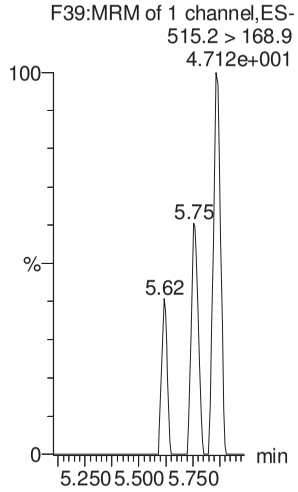

13C2-PFDoA

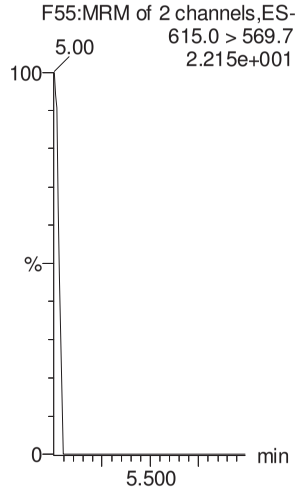

Dataset: Untitled

Last Altered: Sunday, August 26, 2018 13:16:26 Pacific Daylight Time
Printed: Sunday, August 26, 2018 13:16:38 Pacific Daylight Time

Name: 180825M1_12, Date: 25-Aug-2018, Time: 15:28:58, ID: IPA, Description: IPA

PFTeDA

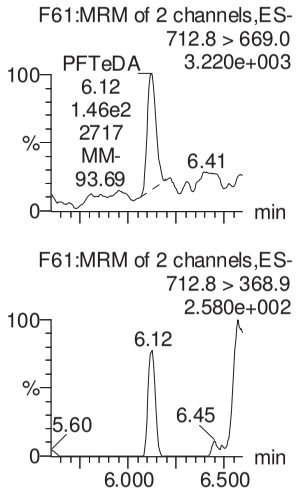

N-EtFOSA

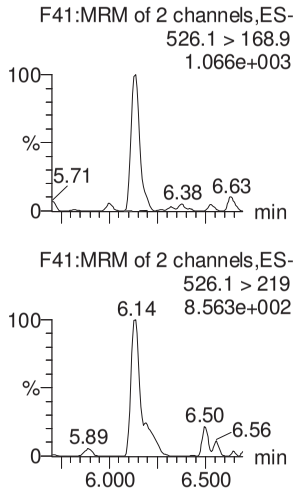

PFHxDA

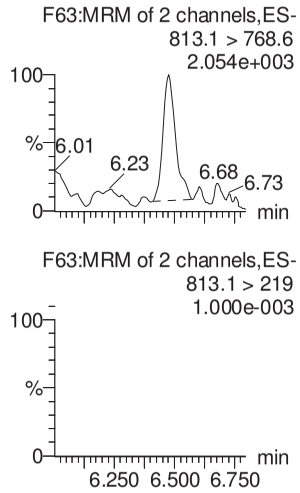

PFODA

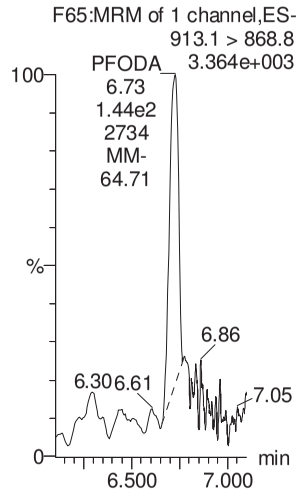

N-MeFOSE

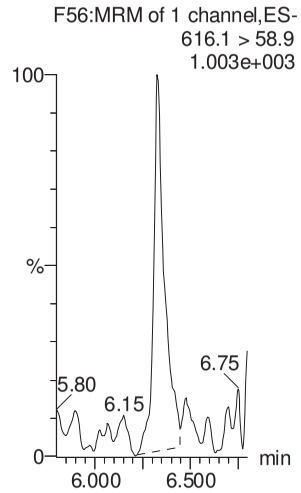

N-EtFOSE

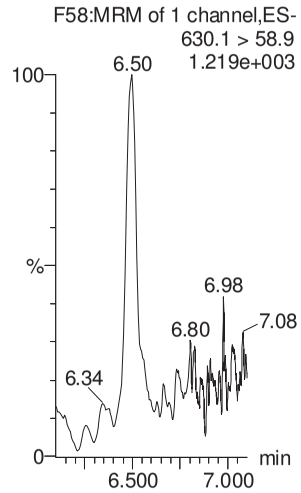

13C2-PFTeDA

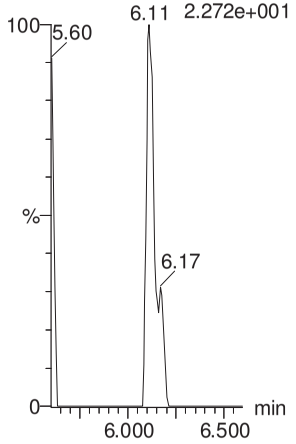

d5-N-ETFOSA

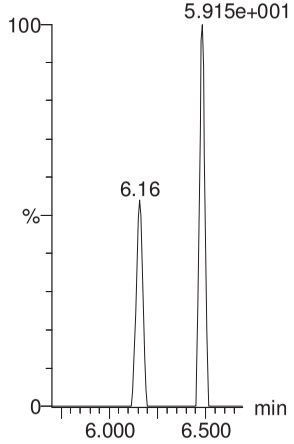

13C2-PFHxDA

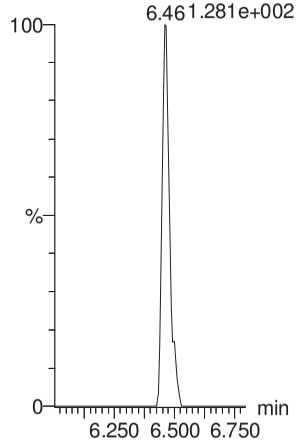

13C2-PFHxDA

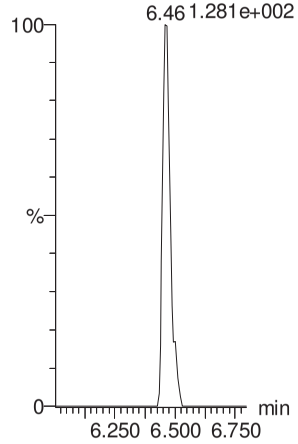

d7-N-MeFOSE

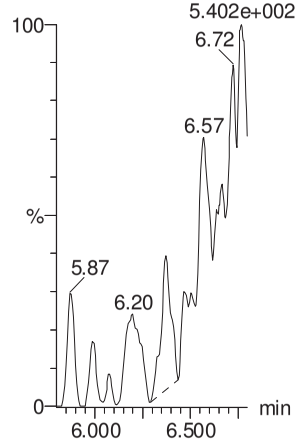

d9-N-EtFOSE

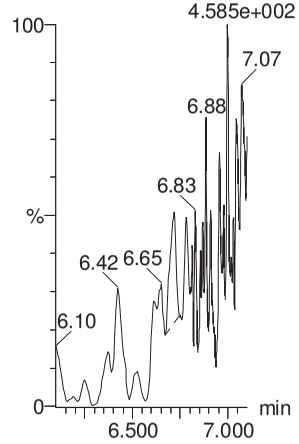

Vista Analytical Laboratory

Dataset: Untitled

Last Altered: Sunday, August 26, 2018 13:16:26 Pacific Daylight Time
Printed: Sunday, August 26, 2018 13:16:38 Pacific Daylight Time

Name: 180825M1_12, Date: 25-Aug-2018, Time: 15:28:58, ID: IPA, Description: IPA

13C4-PFBA

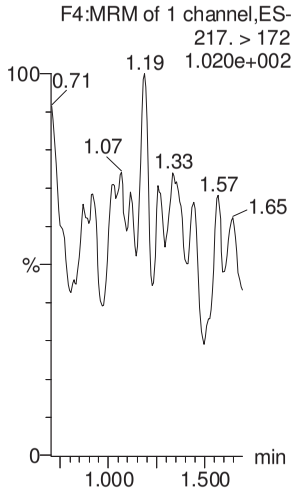

13C5-PFHxA

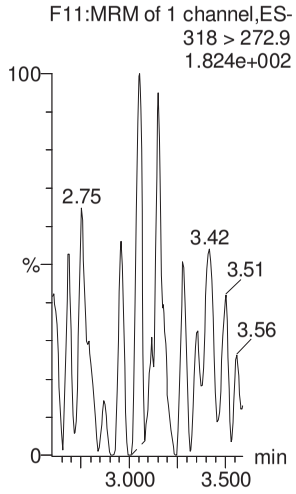

13C3-PFHxS

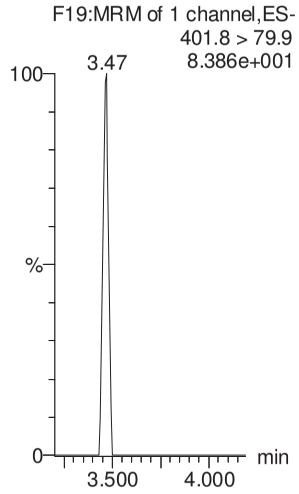

13C8-PFOA

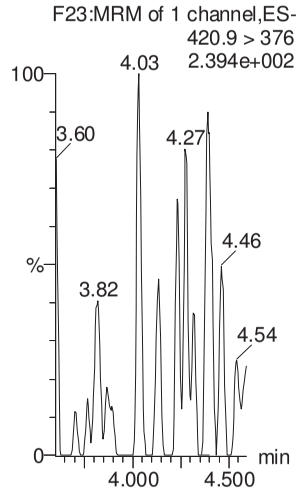

13C9-PFNA

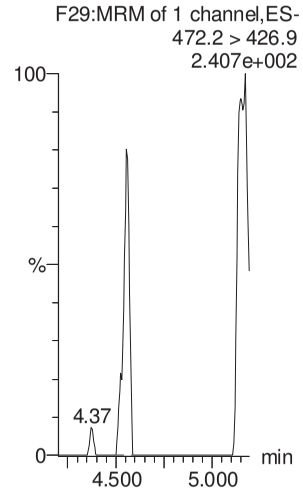

13C4-PFOS

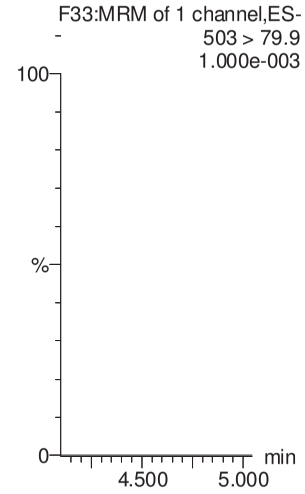

13C6-PFDA

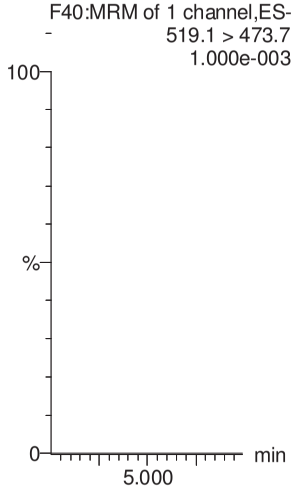

13C7-PFUdA

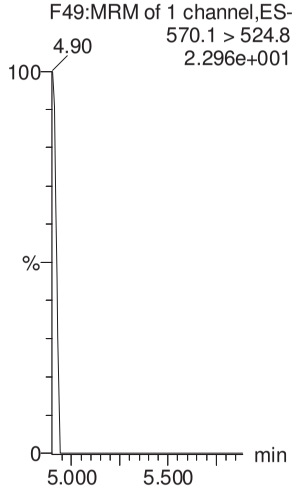

TUNE CHECKS

Tunecheck 08-25-18

Calibration Verification Report - MS1 Static 20180823

Printed: **Sat Aug 25 12:10:05 2018**

Data file: STATMS1V - Calibrated

22 matches of 23 tested references

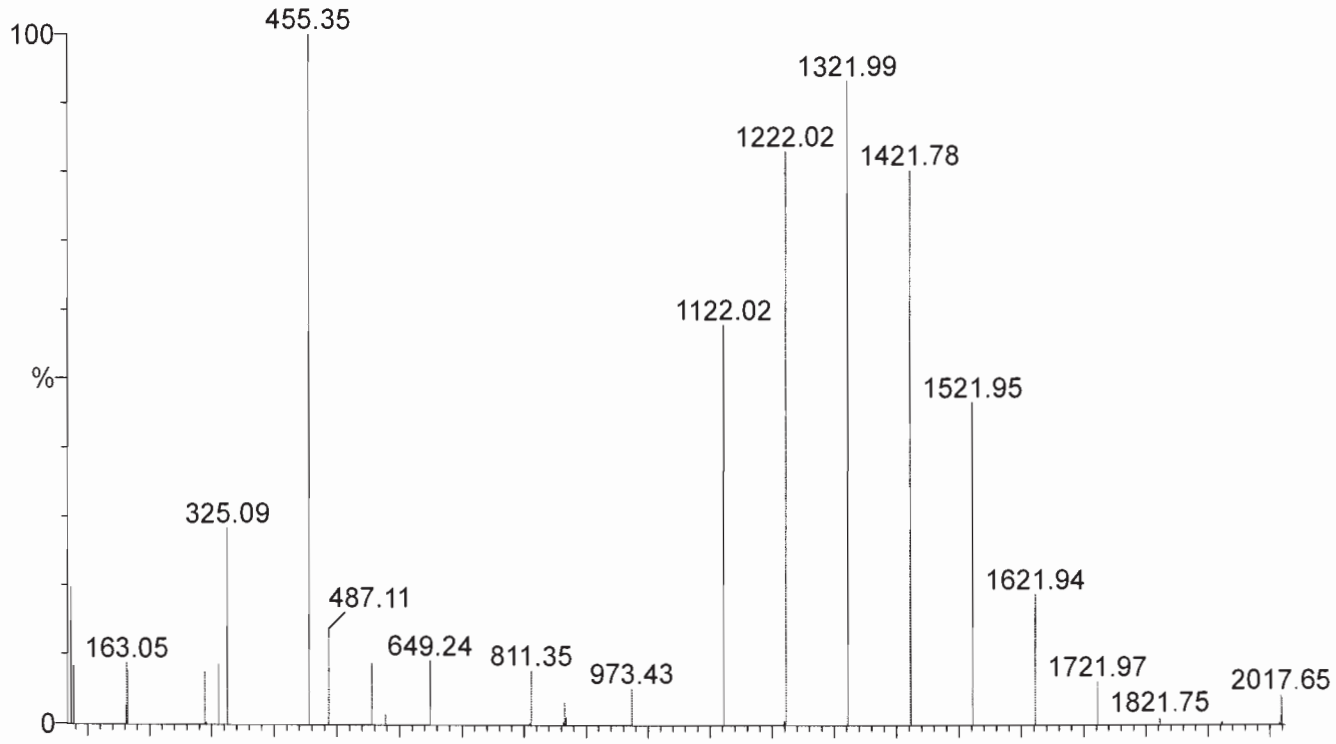

Reference: c:\masslynx\ref\ESI Calibration TQ ResCal.ref

Mean residual = 0.0533 amu

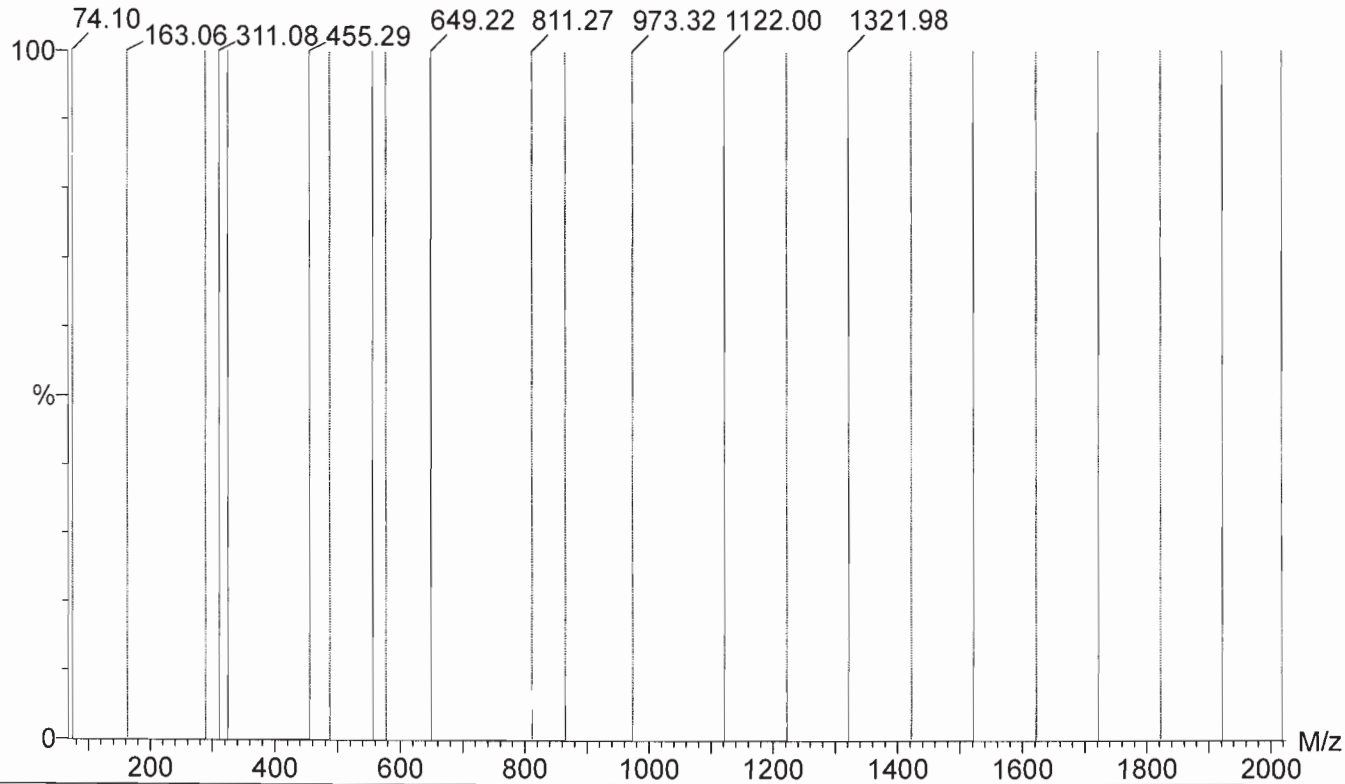

Data file: SCNMS1V - Calibrated 23 matches of 23 tested references

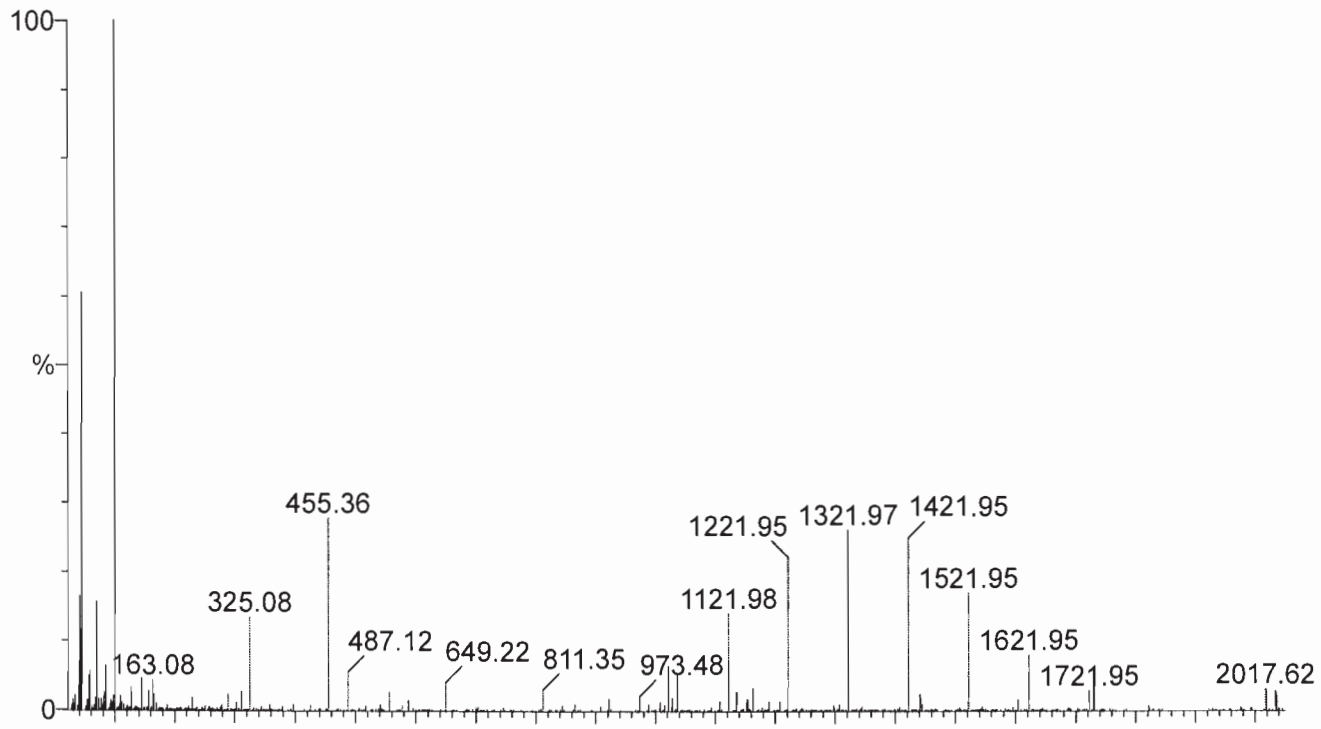

Reference: c:\masslynx\ref\ESI Calibration TQ ResCal.ref Mean residual = 0.0547 amu

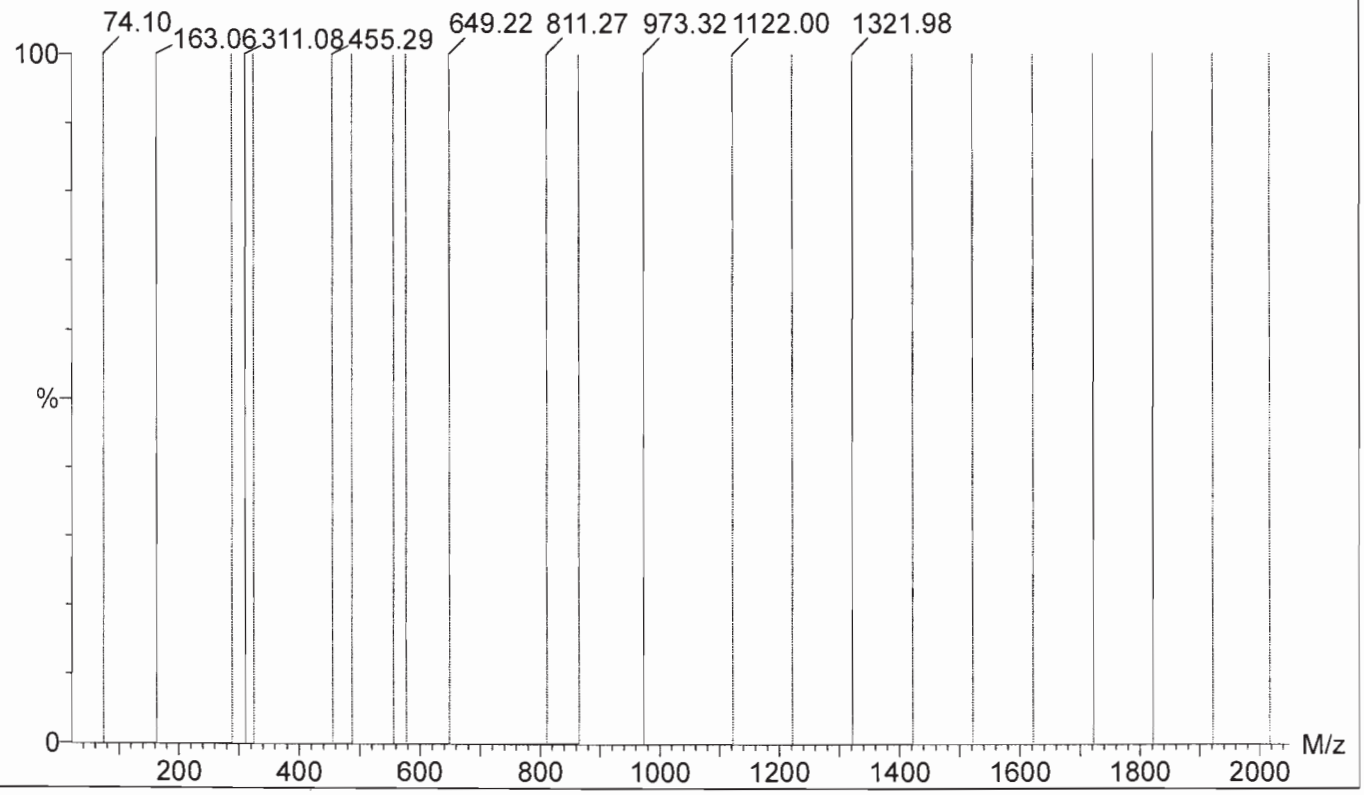

Data file: FASTMS1V - Calibrated 22 matches of 23 tested references

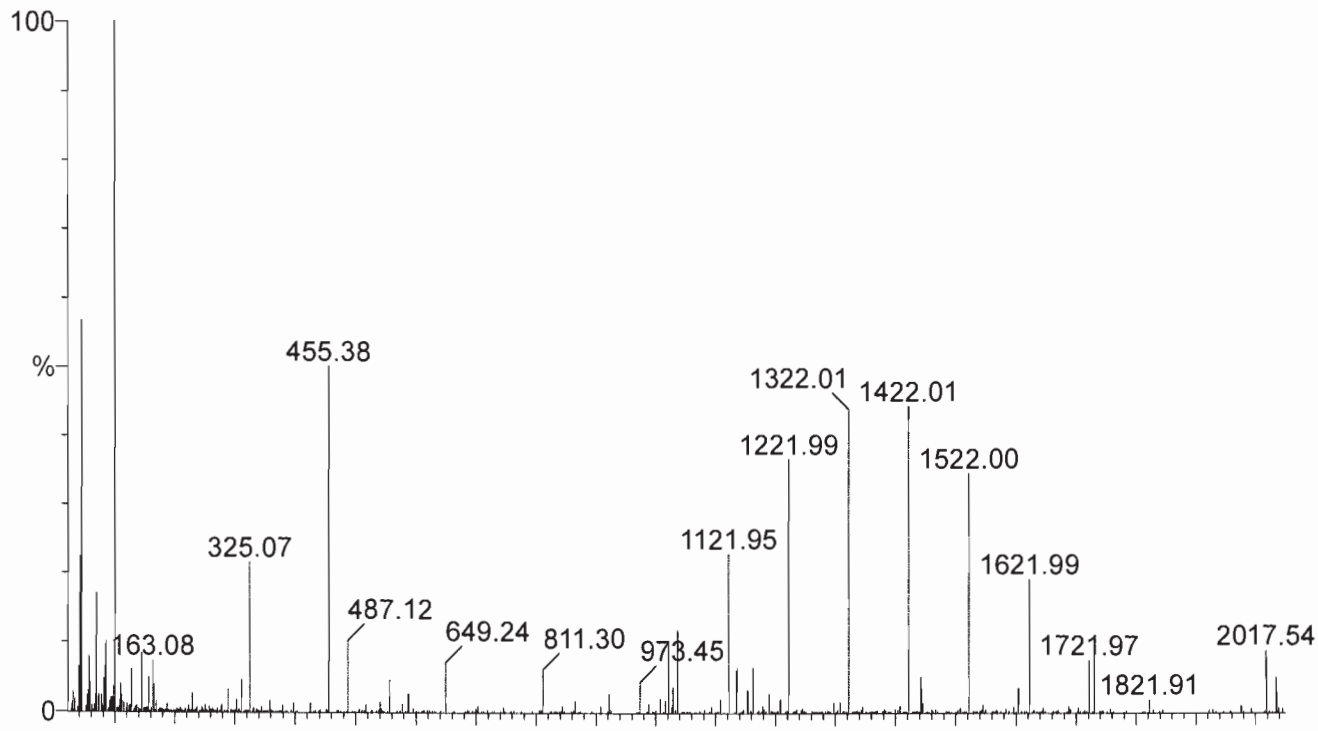

Reference: c:\masslynx\ref\ESI Calibration TQ ResCal.ref Mean residual = 0.0339 amu

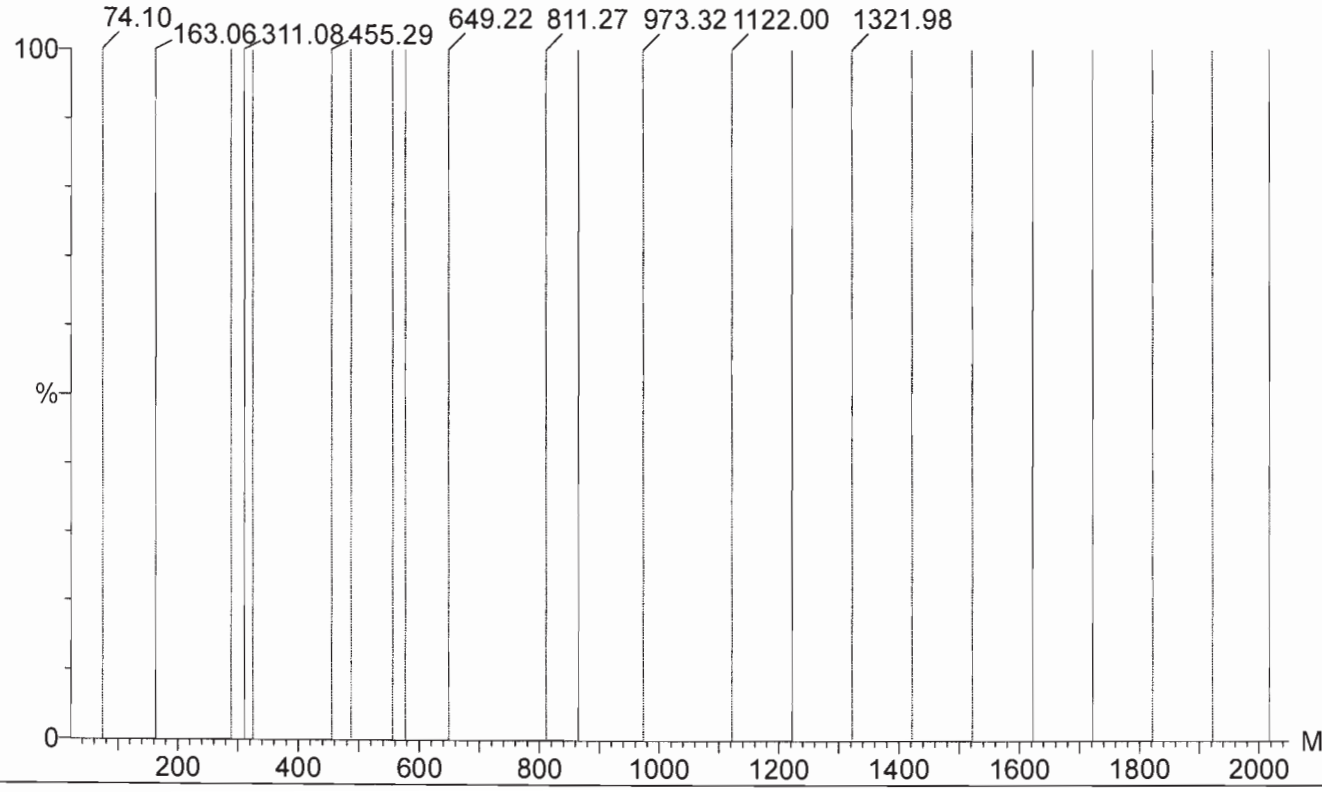

Data file: STATMS2V - Calibrated 23 matches of 23 tested references

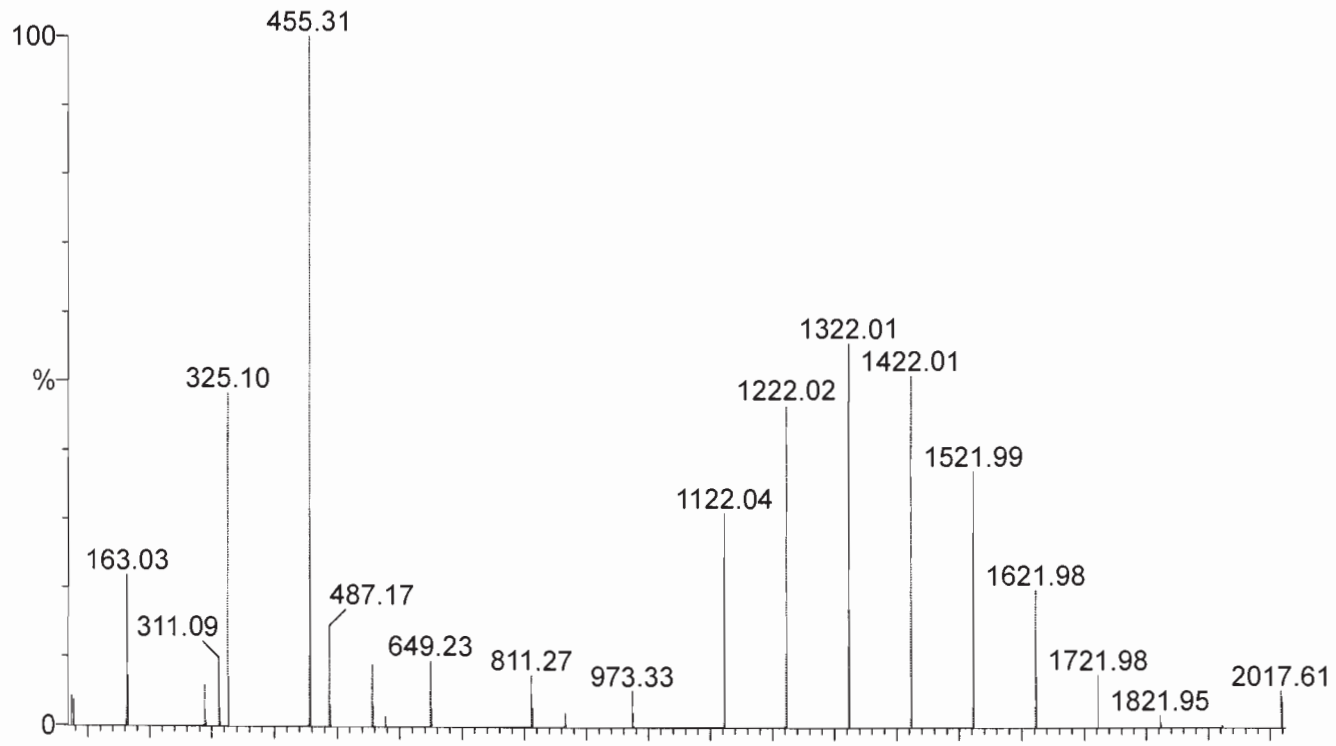

Reference: c:\masslynx\ref\ESI Calibration TQ ResCal.ref Mean residual = 0.02 amu

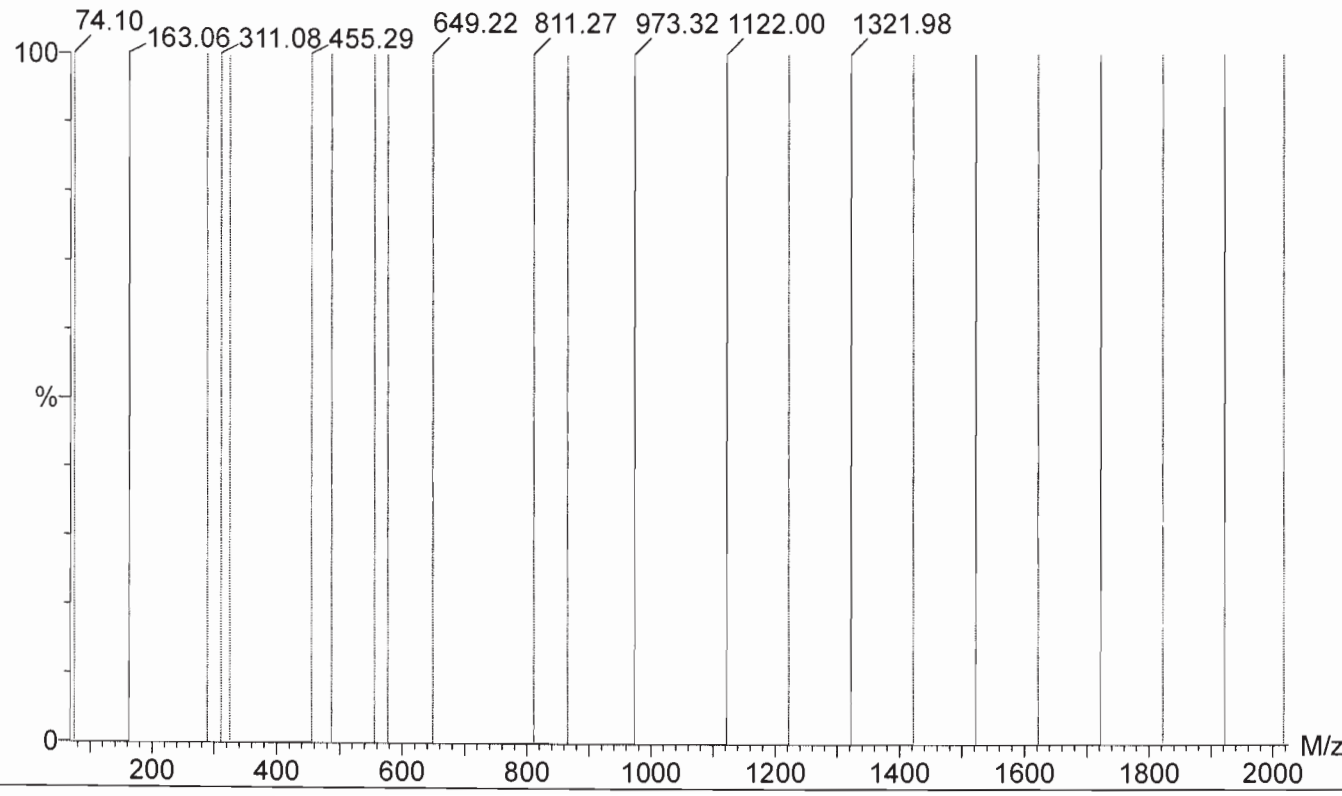

Data file: SCNMS2V - Calibrated 23 matches of 23 tested references

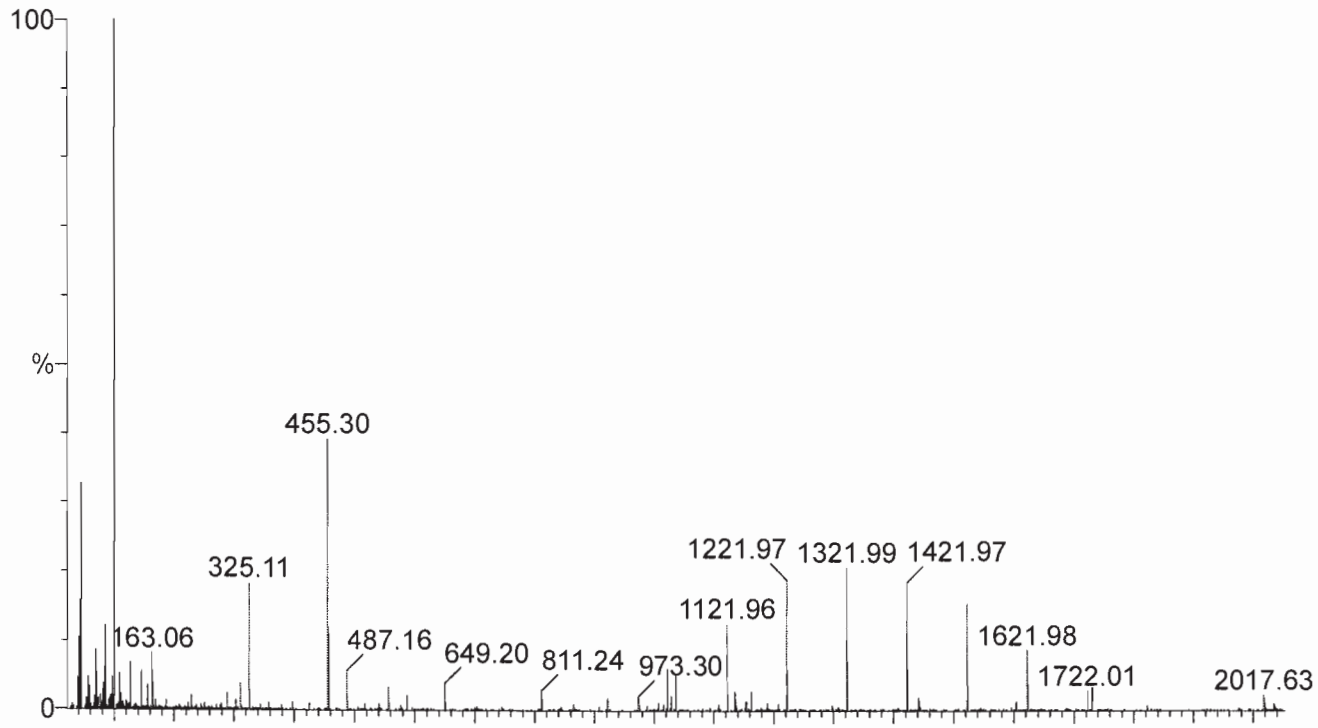

Reference: c:\masslynx\ref\ESI Calibration TQ ResCal.ref Mean residual = 0.0218 amu

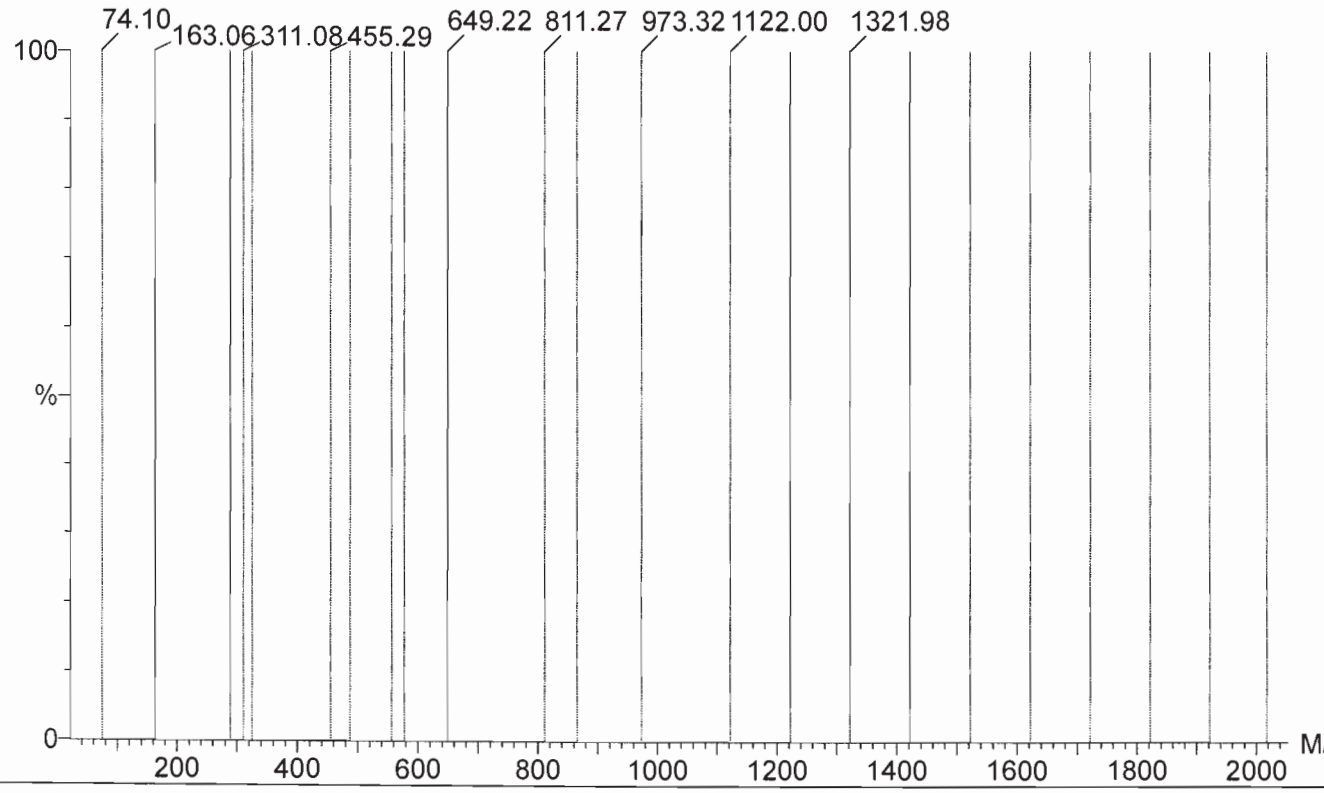

Data file: FASTMS2V - Calibrated 23 matches of 23 tested references

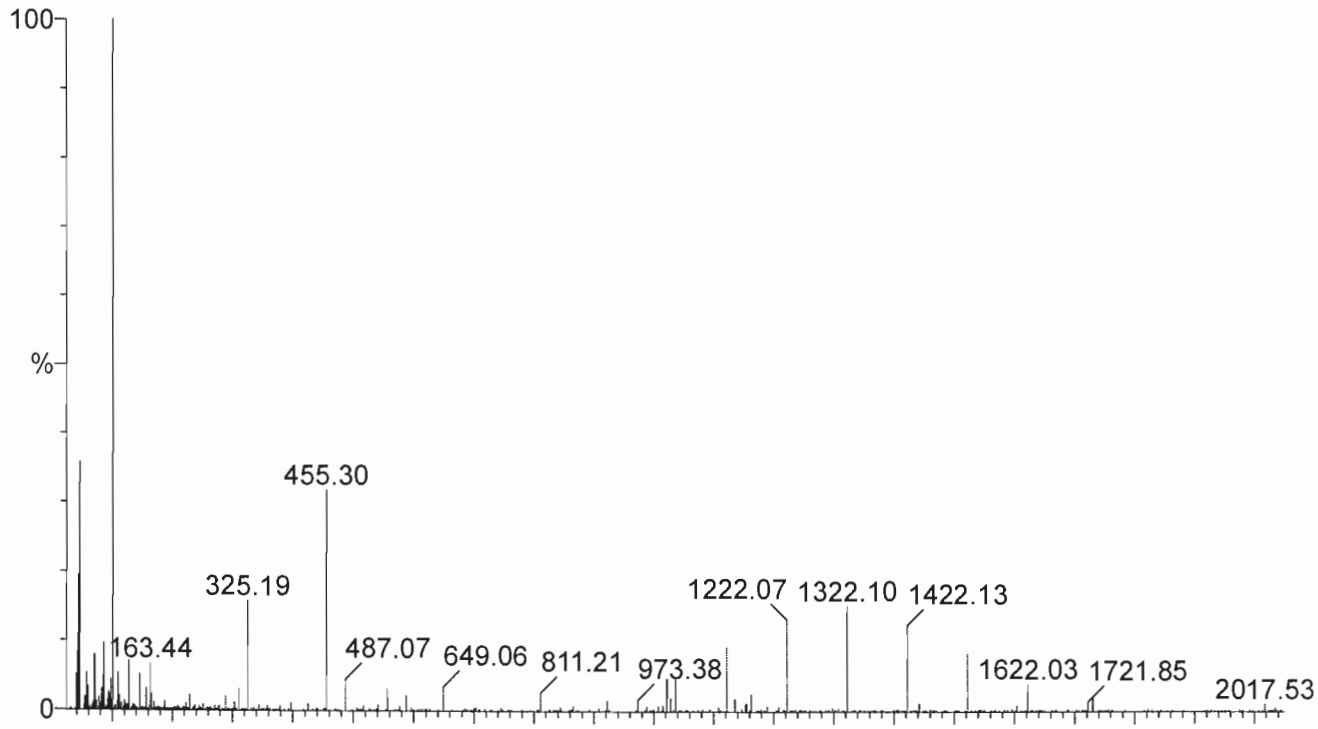

Reference: c:\masslynx\ref\ESI Calibration TQ ResCal.ref Mean residual = 0.135 amu

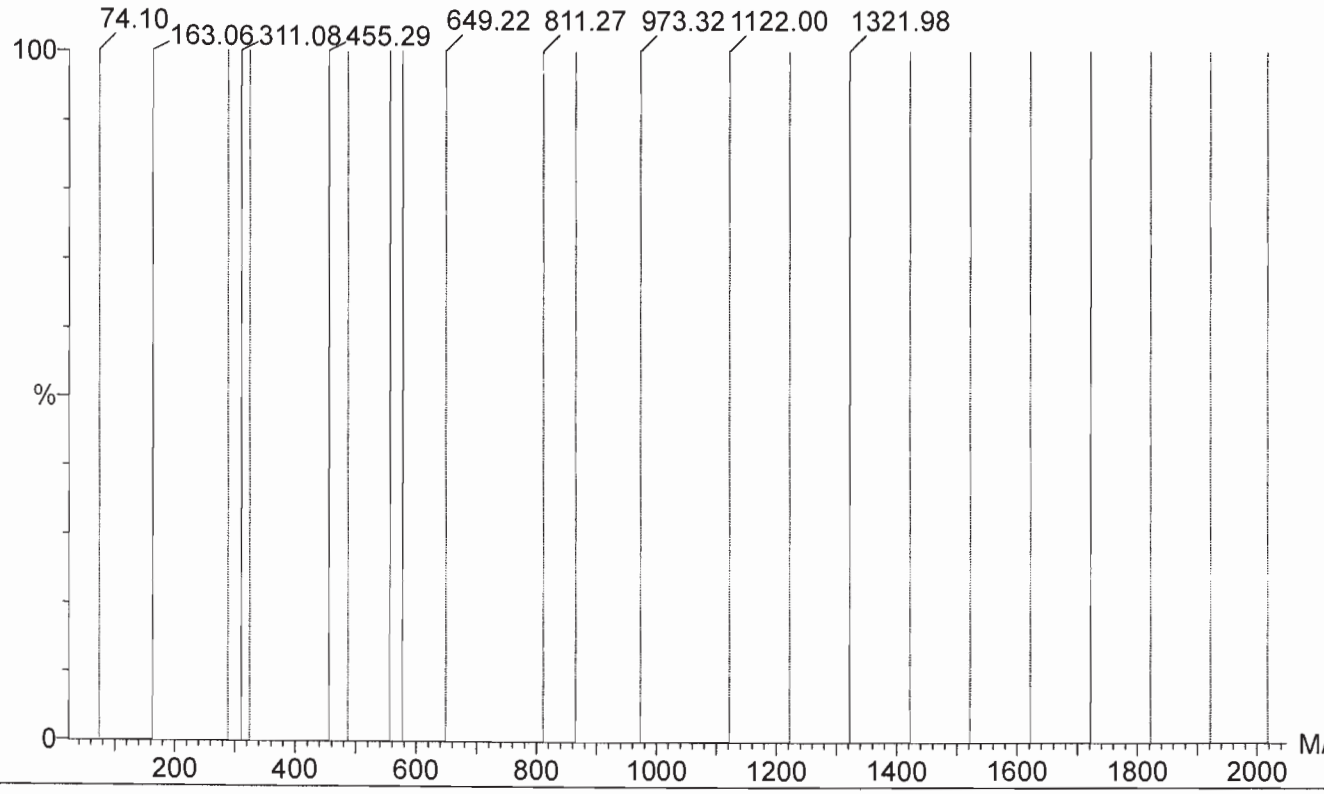

"WE13-GW-TANK1-IDW-072918","Modified EPA 537","Initial","1802154-01","Vista","375-22-4","PFBA","9.30","ng/L","","1.38","LOD","","TRG","","","4.02","LOQ","YES","-99","","0.249","0.001","2.51",""
"WE13-GW-TANK1-IDW-072918","Modified EPA 537","Initial","1802154-01","Vista","2706-90-3","PFPeA","17.9","ng/L","","1.38","LOD","","TRG","","","4.02","LOQ","YES","-99","","0.249","0.001","2.51",""
"WE13-GW-TANK1-IDW-072918","Modified EPA 537","Initial","1802154-01","Vista","375-73-5","PFBS","2.51","ng/L","UU","1.38","LOD","","TRG","","","4.02","LOQ","YES","-99","","0.249","0.001","2.51",""
"WE13-GW-TANK1-IDW-072918","Modified EPA 537","Initial","1802154-01","Vista","307-24-4","PFHxA","14.5","ng/L","","1.38","LOD","","TRG","","","4.02","LOQ","YES","-99","","0.249","0.001","2.51",""
"WE13-GW-TANK1-IDW-072918","Modified EPA 537","Initial","1802154-01","Vista","375-85-9","PFHpA","11.9","ng/L","","1.38","LOD","","TRG","","","4.02","LOQ","YES","-99","","0.249","0.001","2.51",""
"WE13-GW-TANK1-IDW-072918","Modified EPA 537","Initial","1802154-01","Vista","355-46-4","PFHxS","2.32","ng/L","J","1.38","LOD","","TRG","","","4.02","LOQ","YES","-99","","0.249","0.001","2.51",""
"WE13-GW-TANK1-IDW-072918","Modified EPA 537","Initial","1802154-01","Vista","27619-97-2","6:2 FTS","1.59","ng/L","J","1.38","LOD","","TRG","","","4.02","LOQ","YES","-99","","0.249","0.001","2.51",""
"WE13-GW-TANK1-IDW-072918","Modified EPA 537","Initial","1802154-01","Vista","335-67-1","PFOA","19.8","ng/L","","1.38","LOD","","TRG","","","4.02","LOQ","YES","-99","","0.249","0.001","2.51",""
"WE13-GW-TANK1-IDW-072918","Modified EPA 537","Initial","1802154-01","Vista","375-92-8","PFHpS","2.51","ng/L","UU","1.38","LOD","","TRG","","","4.02","LOQ","YES","-99","","0.249","0.001","2.51",""
"WE13-GW-TANK1-IDW-072918","Modified EPA 537","Initial","1802154-01","Vista","375-95-1","PFNA","5.85","ng/L","","1.38","LOD","","TRG","","","4.02","LOQ","YES","-99","","0.249","0.001","2.51",""
"WE13-GW-TANK1-IDW-072918","Modified EPA 537","Initial","1802154-01","Vista","754-91-6","PFOSA","2.51","ng/L","UU","1.38","LOD","","TRG","","","4.02","LOQ","YES","-99","","0.249","0.001","2.51",""
"WE13-GW-TANK1-IDW-072918","Modified EPA 537","Initial","1802154-01","Vista","1763-23-1","PFOS","10.5","ng/L","","1.38","LOD","","TRG","","","4.02","LOQ","YES","-99","","0.249","0.001","2.51",""
"WE13-GW-TANK1-IDW-072918","Modified EPA 537","Initial","1802154-01","Vista","335-76-2","PFDA","2.51","ng/L","UU","1.38","LOD","","TRG","","","4.02","LOQ","YES","-99","","0.249","0.001","2.51",""
"WE13-GW-TANK1-IDW-072918","Modified EPA 537","Initial","1802154-01","Vista","39108-34-4","8:2 FTS","2.51","ng/L","UU","1.38","LOD","","TRG","","","4.02","LOQ","YES","-99","","0.249","0.001","2.51",""
"WE13-GW-TANK1-IDW-072918","Modified EPA 537","Initial","1802154-01","Vista","2355-31-9","MeFOSAA","2.51","ng/L","UU","1.38","LOD","","TRG","","","4.02","LOQ","YES","-99","","0.249","0.001","2.51",""
"WE13-GW-TANK1-IDW-072918","Modified EPA 537","Initial","1802154-01","Vista","2991-50-6","EtFOSAA","2.51","ng/L","UU","1.38","LOD","","TRG","","","4.02","LOQ","YES","-99","","0.249","0.001","2.51","",""
"WE13-GW-TANK1-IDW-072918","Modified EPA 537","Initial","1802154-01","Vista","2058-94-8","PFUnA","2.51","ng/L","UU","1.38","LOD","","TRG","","","4.02","LOQ","YES","-99","","0.249","0.001","2.51",""
"WE13-GW-TANK1-IDW-072918","Modified EPA 537","Initial","1802154-01","Vista","335-77-3","PFDS","2.51","ng/L","UU","1.38","LOD","","TRG","","","4.02","LOQ","YES","-99","","0.249","0.001","2.51",""
"WE13-GW-TANK1-IDW-072918","Modified EPA 537","Initial","1802154-01","Vista","307-55-1","PFDoA","2.51","ng/L","UU","1.38","LOD","","TRG","","","4.02","LOQ","YES","-99","","0.249","0.001","2.51",""
"WE13-GW-TANK1-IDW-072918","Modified EPA 537","Initial","1802154-01","Vista","72629-94-8","PFTrDA","2.51","ng/L","UU","1.38","LOD","","TRG","","","4.02","LOQ","YES","-99","","0.249","0.001","2.51",""
"WE13-GW-TANK1-IDW-072918","Modified EPA 537","Initial","1802154-01","Vista","376-06-7","PFTeDA","2.51","ng/L","UU","1.38","LOD","","TRG","","","4.02","LOQ","YES","-99","","0.249","0.001","2.51",""
"WE13-GW-TANK1-IDW-072918","Modified EPA 537","Initial","1802154-01","Vista","13C3-PFBA","13C3-PFBA","85.7","%R","","-99","NA","","IS","85.7","","-99","NA","YES","100","","0.249","0.001","-99",""
"WE13-GW-TANK1-IDW-072918","Modified EPA 537","Initial","1802154-01","Vista","13C3-PFPeA","13C3-PFPeA","84.0","%R","","-99","NA","","IS","84.0","","-99","NA","YES","100","","0.249","0.001","-99",""

"WE13-GW-TANK1-IDW-072918","Modified EPA 537","Initial","1802154-01","Vista","13C3-PFBS","13C3-PFBS","90.7","%R","","-99","NA","","IS","90.7","","-99","NA","YES","100","","0.249","0.001","-99",""
"WE13-GW-TANK1-IDW-072918","Modified EPA 537","Initial","1802154-01","Vista","13C2-PFHxA","13C2-PFHxA","85.8","%R","","-99","NA","","IS","85.8","","-99","NA","YES","100","","0.249","0.001","-99",""
"WE13-GW-TANK1-IDW-072918","Modified EPA 537","Initial","1802154-01","Vista","13C4-PFHpA","13C4-PFHpA","85.0","%R","","-99","NA","","IS","85.0","","-99","NA","YES","100","","0.249","0.001","-99",""
"WE13-GW-TANK1-IDW-072918","Modified EPA 537","Initial","1802154-01","Vista","18O2-PFHxS","18O2-PFHxS","82.8","%R","","-99","NA","","IS","82.8","","-99","NA","YES","100","","0.249","0.001","-99",""
"WE13-GW-TANK1-IDW-072918","Modified EPA 537","Initial","1802154-01","Vista","13C2-PFOA","13C2-PFOA","79.1","%R","","-99","NA","","IS","79.1","","-99","NA","YES","100","","0.249","0.001","-99",""
"WE13-GW-TANK1-IDW-072918","Modified EPA 537","Initial","1802154-01","Vista","13C5-PFNA","13C5-PFNA","71.3","%R","","-99","NA","","IS","71.3","","-99","NA","YES","100","","0.249","0.001","-99",""
"WE13-GW-TANK1-IDW-072918","Modified EPA 537","Initial","1802154-01","Vista","13C8-PFOSA","13C8-PFOSA","44.1","%R","H","-99","NA","","IS","44.1","","-99","NA","YES","100","","0.249","0.001","-99",""
"WE13-GW-TANK1-IDW-072918","Modified EPA 537","Initial","1802154-01","Vista","13C8-PFOS","13C8-PFOS","73.4","%R","","-99","NA","","IS","73.4","","-99","NA","YES","100","","0.249","0.001","-99",""
"WE13-GW-TANK1-IDW-072918","Modified EPA 537","Initial","1802154-01","Vista","13C2-PFDA","13C2-PFDA","61.3","%R","","-99","NA","","IS","61.3","","-99","NA","YES","100","","0.249","0.001","-99",""
"WE13-GW-TANK1-IDW-072918","Modified EPA 537","Initial","1802154-01","Vista","d3-MeFOSAA","d3-MeFOSAA","45.6","%R","H","-99","NA","","IS","45.6","","-99","NA","YES","100","","0.249","0.001","-99",""
"WE13-GW-TANK1-IDW-072918","Modified EPA 537","Initial","1802154-01","Vista","d5-EtFOSAA","d5-EtFOSAA","50.0","%R","","-99","NA","","IS","50.0","","-99","NA","YES","100","","0.249","0.001","-99",""
"WE13-GW-TANK1-IDW-072918","Modified EPA 537","Initial","1802154-01","Vista","13C2-PFUnA","13C2-PFUnA","59.0","%R","","-99","NA","","IS","59.0","","-99","NA","YES","100","","0.249","0.001","-99",""
"WE13-GW-TANK1-IDW-072918","Modified EPA 537","Initial","1802154-01","Vista","13C2-PFDoA","13C2-PFDoA","54.7","%R","","-99","NA","","IS","54.7","","-99","NA","YES","100","","0.249","0.001","-99",""
"WE13-GW-TANK1-IDW-072918","Modified EPA 537","Initial","1802154-01","Vista","13C2-PFTeDA","13C2-PFTeDA","49.4","%R","H","-99","NA","","IS","49.4","","-99","NA","YES","100","","0.249","0.001","-99",""
"WE13-GW-TANK2-IDW-072918","Modified EPA 537","Initial","1802154-02","Vista","375-22-4","PFBA","2.52","ng/L","UU","1.38","LOD","","TRG","","","4.03","LOQ","YES","-99","","0.248","0.001","2.52",""
"WE13-GW-TANK2-IDW-072918","Modified EPA 537","Initial","1802154-02","Vista","2706-90-3","PFPeA","12.1","ng/L","","1.38","LOD","","TRG","","","4.03","LOQ","YES","-99","","0.248","0.001","2.52",""
"WE13-GW-TANK2-IDW-072918","Modified EPA 537","Initial","1802154-02","Vista","375-73-5","PFBS","2.52","ng/L","UU","1.38","LOD","","TRG","","","4.03","LOQ","YES","-99","","0.248","0.001","2.52",""
"WE13-GW-TANK2-IDW-072918","Modified EPA 537","Initial","1802154-02","Vista","307-24-4","PFHxA","10.2","ng/L","","1.38","LOD","","TRG","","","4.03","LOQ","YES","-99","","0.248","0.001","2.52",""
"WE13-GW-TANK2-IDW-072918","Modified EPA 537","Initial","1802154-02","Vista","375-85-9","PFHpA","8.76","ng/L","","1.38","LOD","","TRG","","","4.03","LOQ","YES","-99","","0.248","0.001","2.52",""
"WE13-GW-TANK2-IDW-072918","Modified EPA 537","Initial","1802154-02","Vista","355-46-4","PFHxS","2.52","ng/L","UU","1.38","LOD","","TRG","","","4.03","LOQ","YES","-99","","0.248","0.001","2.52",""
"WE13-GW-TANK2-IDW-072918","Modified EPA 537","Initial","1802154-02","Vista","27619-97-2","6:2 FTS","3.60","ng/L","J","1.38","LOD","","TRG","","","4.03","LOQ","YES","-99","","0.248","0.001","2.52",""
"WE13-GW-TANK2-IDW-072918","Modified EPA 537","Initial","1802154-02","Vista","335-67-1","PFOA","8.26","ng/L","","1.38","LOD","","TRG","","","4.03","LOQ","YES","-99","","0.248","0.001","2.52",""
"WE13-GW-TANK2-IDW-072918","Modified EPA 537","Initial","1802154-02","Vista","375-92-8","PFHpS","2.52","ng/L","UU","1.38","LOD","","TRG","","","4.03","LOQ","YES","-99","","0.248","0.001","2.52",""
"WE13-GW-TANK2-IDW-072918","Modified EPA 537","Initial","1802154-02","Vista","375-95-1","PFNA","7.13","ng/L","","1.38","LOD","","TRG","","","4.03","LOQ","YES","-99","","0.248","0.001","2.52",""
"WE13-GW-TANK2-IDW-072918","Modified EPA 537","Initial","1802154-02","Vista","754-91-6","PFOSA","2.52","ng/L","UU","1.38","LOD","","TRG","","","4.03","LOQ","YES","-99","","0.248","0.001","2.52","
"
"WE13-GW-TANK2-IDW-072918","Modified EPA 537","Initial","1802154-02","Vista","1763-23-1","PFOS","5.10","ng/L","","1.38","LOD","","TRG","","","4.03","LOQ","YES","-99","","0.248","0.001","2.52",""
"WE13-GW-TANK2-IDW-072918","Modified EPA 537","Initial","1802154-02","Vista","335-76-

2","PFDA","2.52","ng/L","UU","1.38","LOD","","TRG","","","4.03","LOQ","YES","-99","","0.248","0.001","2.52",""
"WE13-GW-TANK2-IDW-072918","Modified EPA 537","Initial","1802154-02","Vista","39108-34-4","8:2
FTS","2.52","ng/L","UU","1.38","LOD","","TRG","","","4.03","LOQ","YES","-99","","0.248","0.001","2.52",""
"WE13-GW-TANK2-IDW-072918","Modified EPA 537","Initial","1802154-02","Vista","2355-31-
9","MeFOSAA","2.52","ng/L","UU","1.38","LOD","","TRG","","","4.03","LOQ","YES","-99","","0.248","0.001","2.5
2",""
"WE13-GW-TANK2-IDW-072918","Modified EPA 537","Initial","1802154-02","Vista","2991-50-
6","EtFOSAA","2.52","ng/L","UU","1.38","LOD","","TRG","","","4.03","LOQ","YES","-99","","0.248","0.001","2.52
",""
"WE13-GW-TANK2-IDW-072918","Modified EPA 537","Initial","1802154-02","Vista","2058-94-
8","PFUnA","2.52","ng/L","UU","1.38","LOD","","TRG","","","4.03","LOQ","YES","-99","","0.248","0.001","2.52","
"
"WE13-GW-TANK2-IDW-072918","Modified EPA 537","Initial","1802154-02","Vista","335-77-
3","PFDS","2.52","ng/L","UU","1.38","LOD","","TRG","","","4.03","LOQ","YES","-99","","0.248","0.001","2.52",""
"WE13-GW-TANK2-IDW-072918","Modified EPA 537","Initial","1802154-02","Vista","307-55-
1","PFDoA","2.52","ng/L","UU","1.38","LOD","","TRG","","","4.03","LOQ","YES","-99","","0.248","0.001","2.52","
"
"WE13-GW-TANK2-IDW-072918","Modified EPA 537","Initial","1802154-02","Vista","72629-94-
8","PFTrDA","2.52","ng/L","UU","1.38","LOD","","TRG","","","4.03","LOQ","YES","-99","","0.248","0.001","2.52",
""
"WE13-GW-TANK2-IDW-072918","Modified EPA 537","Initial","1802154-02","Vista","376-06-
7","PFTeDA","2.52","ng/L","UU","1.38","LOD","","TRG","","","4.03","LOQ","YES","-99","","0.248","0.001","2.52",
""
"WE13-GW-TANK2-IDW-072918","Modified EPA 537","Initial","1802154-02","Vista","13C3-PFBA","13C3-
PFBA","42.5","%R","H","-99","NA","","IS","42.5","","-99","NA","YES","100","","0.248","0.001","-99",""
"WE13-GW-TANK2-IDW-072918","Modified EPA 537","Initial","1802154-02","Vista","13C3-PFPeA","13C3-
PFPeA","48.8","%R","H","-99","NA","","IS","48.8","","-99","NA","YES","100","","0.248","0.001","-99",""
"WE13-GW-TANK2-IDW-072918","Modified EPA 537","Initial","1802154-02","Vista","13C3-PFBS","13C3-
PFBS","42.0","%R","H","-99","NA","","IS","42.0","","-99","NA","YES","100","","0.248","0.001","-99",""
"WE13-GW-TANK2-IDW-072918","Modified EPA 537","Initial","1802154-02","Vista","13C2-PFHxA","13C2-
PFHxA","54.3","%R","","-99","NA","","IS","54.3","","-99","NA","YES","100","","0.248","0.001","-99",""
"WE13-GW-TANK2-IDW-072918","Modified EPA 537","Initial","1802154-02","Vista","13C4-PFHpA","13C4-
PFHpA","61.2","%R","","-99","NA","","IS","61.2","","-99","NA","YES","100","","0.248","0.001","-99",""
"WE13-GW-TANK2-IDW-072918","Modified EPA 537","Initial","1802154-02","Vista","18O2-PFHxS","18O2-
PFHxS","44.4","%R","H","-99","NA","","IS","44.4","","-99","NA","YES","100","","0.248","0.001","-99",""
"WE13-GW-TANK2-IDW-072918","Modified EPA 537","Initial","1802154-02","Vista","13C2-PFOA","13C2-
PFOA","55.3","%R","","-99","NA","","IS","55.3","","-99","NA","YES","100","","0.248","0.001","-99",""
"WE13-GW-TANK2-IDW-072918","Modified EPA 537","Initial","1802154-02","Vista","13C5-PFNA","13C5-
PFNA","52.3","%R","","-99","NA","","IS","52.3","","-99","NA","YES","100","","0.248","0.001","-99",""
"WE13-GW-TANK2-IDW-072918","Modified EPA 537","Initial","1802154-02","Vista","13C8-PFOSA","13C8-
PFOSA","48.9","%R","H","-99","NA","","IS","48.9","","-99","NA","YES","100","","0.248","0.001","-99",""
"WE13-GW-TANK2-IDW-072918","Modified EPA 537","Initial","1802154-02","Vista","13C8-PFOS","13C8-
PFOS","50.6","%R","","-99","NA","","IS","50.6","","-99","NA","YES","100","","0.248","0.001","-99",""
"WE13-GW-TANK2-IDW-072918","Modified EPA 537","Initial","1802154-02","Vista","13C2-PFDA","13C2-
PFDA","49.1","%R","H","-99","NA","","IS","49.1","","-99","NA","YES","100","","0.248","0.001","-99",""
"WE13-GW-TANK2-IDW-072918","Modified EPA 537","Initial","1802154-02","Vista","d3-MeFOSAA","d3-
MeFOSAA","50.8","%R","","-99","NA","","IS","50.8","","-99","NA","YES","100","","0.248","0.001","-99",""
"WE13-GW-TANK2-IDW-072918","Modified EPA 537","Initial","1802154-02","Vista","d5-EtFOSAA","d5-
EtFOSAA","56.0","%R","","-99","NA","","IS","56.0","","-99","NA","YES","100","","0.248","0.001","-99",""
"WE13-GW-TANK2-IDW-072918","Modified EPA 537","Initial","1802154-02","Vista","13C2-PFUnA","13C2-
PFUnA","50.5","%R","","-99","NA","","IS","50.5","","-99","NA","YES","100","","0.248","0.001","-99",""
"WE13-GW-TANK2-IDW-072918","Modified EPA 537","Initial","1802154-02","Vista","13C2-PFDoA","13C2-
PFDoA","52.0","%R","","-99","NA","","IS","52.0","","-99","NA","YES","100","","0.248","0.001","-99",""
"WE13-GW-TANK2-IDW-072918","Modified EPA 537","Initial","1802154-02","Vista","13C2-PFTeDA","13C2-

PFTeDA","42.0","%R","H","-99","NA","","IS","42.0","","-99","NA","YES","100","","0.248","0.001","-99",""
"EB03-WE13-GW-IDW-072918","Modified EPA 537","Initial","1802154-03","Vista","375-22-
4","PFBA","2.45","ng/L","UU","1.34","LOD","","TRG","","","3.92","LOQ","YES","-99","","0.255","0.001","2.45",""
"EB03-WE13-GW-IDW-072918","Modified EPA 537","Initial","1802154-03","Vista","2706-90-
3","PFPeA","2.45","ng/L","UU","1.34","LOD","","TRG","","","3.92","LOQ","YES","-99","","0.255","0.001","2.45",""
"EB03-WE13-GW-IDW-072918","Modified EPA 537","Initial","1802154-03","Vista","375-73-
5","PFBS","2.45","ng/L","UU","1.34","LOD","","TRG","","","3.92","LOQ","YES","-99","","0.255","0.001","2.45",""
"EB03-WE13-GW-IDW-072918","Modified EPA 537","Initial","1802154-03","Vista","307-24-
4","PFHxA","2.45","ng/L","UU","1.34","LOD","","TRG","","","3.92","LOQ","YES","-99","","0.255","0.001","2.45","
"
"EB03-WE13-GW-IDW-072918","Modified EPA 537","Initial","1802154-03","Vista","375-85-
9","PFHpA","2.45","ng/L","UU","1.34","LOD","","TRG","","","3.92","LOQ","YES","-99","","0.255","0.001","2.45","
"
"EB03-WE13-GW-IDW-072918","Modified EPA 537","Initial","1802154-03","Vista","355-46-
4","PFHxS","2.45","ng/L","UU","1.34","LOD","","TRG","","","3.92","LOQ","YES","-99","","0.255","0.001","2.45",""
"EB03-WE13-GW-IDW-072918","Modified EPA 537","Initial","1802154-03","Vista","27619-97-2","6:2
FTS","2.45","ng/L","UU","1.34","LOD","","TRG","","","3.92","LOQ","YES","-99","","0.255","0.001","2.45",""
"EB03-WE13-GW-IDW-072918","Modified EPA 537","Initial","1802154-03","Vista","335-67-
1","PFOA","2.45","ng/L","UU","1.34","LOD","","TRG","","","3.92","LOQ","YES","-99","","0.255","0.001","2.45",""
"EB03-WE13-GW-IDW-072918","Modified EPA 537","Initial","1802154-03","Vista","375-92-
8","PFHpS","2.45","ng/L","UU","1.34","LOD","","TRG","","","3.92","LOQ","YES","-99","","0.255","0.001","2.45",""
"EB03-WE13-GW-IDW-072918","Modified EPA 537","Initial","1802154-03","Vista","375-95-
1","PFNA","2.45","ng/L","UU","1.34","LOD","","TRG","","","3.92","LOQ","YES","-99","","0.255","0.001","2.45",""
"EB03-WE13-GW-IDW-072918","Modified EPA 537","Initial","1802154-03","Vista","754-91-
6","PFOSA","2.45","ng/L","UU","1.34","LOD","","TRG","","","3.92","LOQ","YES","-99","","0.255","0.001","2.45","
"
"EB03-WE13-GW-IDW-072918","Modified EPA 537","Initial","1802154-03","Vista","1763-23-
1","PFOS","2.45","ng/L","UU","1.34","LOD","","TRG","","","3.92","LOQ","YES","-99","","0.255","0.001","2.45",""
"EB03-WE13-GW-IDW-072918","Modified EPA 537","Initial","1802154-03","Vista","335-76-
2","PFDA","2.45","ng/L","UU","1.34","LOD","","TRG","","","3.92","LOQ","YES","-99","","0.255","0.001","2.45",""
"EB03-WE13-GW-IDW-072918","Modified EPA 537","Initial","1802154-03","Vista","39108-34-4","8:2
FTS","2.45","ng/L","UU","1.34","LOD","","TRG","","","3.92","LOQ","YES","-99","","0.255","0.001","2.45",""
"EB03-WE13-GW-IDW-072918","Modified EPA 537","Initial","1802154-03","Vista","2355-31-
9","MeFOSAA","2.45","ng/L","UU","1.34","LOD","","TRG","","","3.92","LOQ","YES","-99","","0.255","0.001","2.4
5",""
"EB03-WE13-GW-IDW-072918","Modified EPA 537","Initial","1802154-03","Vista","2991-50-
6","EtFOSAA","2.45","ng/L","UU","1.34","LOD","","TRG","","","3.92","LOQ","YES","-99","","0.255","0.001","2.45
",""
"EB03-WE13-GW-IDW-072918","Modified EPA 537","Initial","1802154-03","Vista","2058-94-
8","PFUnA","2.45","ng/L","UU","1.34","LOD","","TRG","","","3.92","LOQ","YES","-99","","0.255","0.001","2.45","
"
"EB03-WE13-GW-IDW-072918","Modified EPA 537","Initial","1802154-03","Vista","335-77-
3","PFDS","2.45","ng/L","UU","1.34","LOD","","TRG","","","3.92","LOQ","YES","-99","","0.255","0.001","2.45",""
"EB03-WE13-GW-IDW-072918","Modified EPA 537","Initial","1802154-03","Vista","307-55-
1","PFDoA","2.45","ng/L","UU","1.34","LOD","","TRG","","","3.92","LOQ","YES","-99","","0.255","0.001","2.45","
"
"EB03-WE13-GW-IDW-072918","Modified EPA 537","Initial","1802154-03","Vista","72629-94-
8","PFTrDA","2.45","ng/L","UU","1.34","LOD","","TRG","","","3.92","LOQ","YES","-99","","0.255","0.001","2.45",
""
"EB03-WE13-GW-IDW-072918","Modified EPA 537","Initial","1802154-03","Vista","376-06-
7","PFTeDA","2.45","ng/L","UU","1.34","LOD","","TRG","","","3.92","LOQ","YES","-99","","0.255","0.001","2.45",
""
"EB03-WE13-GW-IDW-072918","Modified EPA 537","Initial","1802154-03","Vista","13C3-PFBA","13C3-
PFBA","17.8","%R","H","-99","NA","","IS","17.8","","-99","NA","YES","100","","0.255","0.001","-99",""

"EB03-WE13-GW-IDW-072918","Modified EPA 537","Initial","1802154-03","Vista","13C3-PFPeA","13C3-PFPeA","29.2","%R","H","-99","NA","","IS","29.2","","-99","NA","YES","100","","0.255","0.001","-99",""
"EB03-WE13-GW-IDW-072918","Modified EPA 537","Initial","1802154-03","Vista","13C3-PFBS","13C3-PFBS","17.6","%R","H","-99","NA","","IS","17.6","","-99","NA","YES","100","","0.255","0.001","-99",""
"EB03-WE13-GW-IDW-072918","Modified EPA 537","Initial","1802154-03","Vista","13C2-PFHxA","13C2-PFHxA","40.9","%R","H","-99","NA","","IS","40.9","","-99","NA","YES","100","","0.255","0.001","-99",""
"EB03-WE13-GW-IDW-072918","Modified EPA 537","Initial","1802154-03","Vista","13C4-PFHpA","13C4-PFHpA","49.9","%R","H","-99","NA","","IS","49.9","","-99","NA","YES","100","","0.255","0.001","-99",""
"EB03-WE13-GW-IDW-072918","Modified EPA 537","Initial","1802154-03","Vista","18O2-PFHxS","18O2-PFHxS","25.7","%R","H","-99","NA","","IS","25.7","","-99","NA","YES","100","","0.255","0.001","-99",""
"EB03-WE13-GW-IDW-072918","Modified EPA 537","Initial","1802154-03","Vista","13C2-PFOA","13C2-PFOA","51.3","%R","","-99","NA","","IS","51.3","","-99","NA","YES","100","","0.255","0.001","-99",""
"EB03-WE13-GW-IDW-072918","Modified EPA 537","Initial","1802154-03","Vista","13C5-PFNA","13C5-PFNA","54.1","%R","","-99","NA","","IS","54.1","","-99","NA","YES","100","","0.255","0.001","-99",""
"EB03-WE13-GW-IDW-072918","Modified EPA 537","Initial","1802154-03","Vista","13C8-PFOSA","13C8-PFOSA","19.0","%R","H","-99","NA","","IS","19.0","","-99","NA","YES","100","","0.255","0.001","-99",""
"EB03-WE13-GW-IDW-072918","Modified EPA 537","Initial","1802154-03","Vista","13C8-PFOS","13C8-PFOS","37.7","%R","H","-99","NA","","IS","37.7","","-99","NA","YES","100","","0.255","0.001","-99",""
"EB03-WE13-GW-IDW-072918","Modified EPA 537","Initial","1802154-03","Vista","13C2-PFDA","13C2-PFDA","53.4","%R","","-99","NA","","IS","53.4","","-99","NA","YES","100","","0.255","0.001","-99",""
"EB03-WE13-GW-IDW-072918","Modified EPA 537","Initial","1802154-03","Vista","d3-MeFOSAA","d3-MeFOSAA","25.5","%R","H","-99","NA","","IS","25.5","","-99","NA","YES","100","","0.255","0.001","-99",""
"EB03-WE13-GW-IDW-072918","Modified EPA 537","Initial","1802154-03","Vista","d5-EtFOSAA","d5-EtFOSAA","34.8","%R","H","-99","NA","","IS","34.8","","-99","NA","YES","100","","0.255","0.001","-99",""
"EB03-WE13-GW-IDW-072918","Modified EPA 537","Initial","1802154-03","Vista","13C2-PFUnA","13C2-PFUnA","51.0","%R","","-99","NA","","IS","51.0","","-99","NA","YES","100","","0.255","0.001","-99",""
"EB03-WE13-GW-IDW-072918","Modified EPA 537","Initial","1802154-03","Vista","13C2-PFDoA","13C2-PFDoA","47.1","%R","H","-99","NA","","IS","47.1","","-99","NA","YES","100","","0.255","0.001","-99",""
"EB03-WE13-GW-IDW-072918","Modified EPA 537","Initial","1802154-03","Vista","13C2-PFTeDA","13C2-PFTeDA","50.5","%R","","-99","NA","","IS","50.5","","-99","NA","YES","100","","0.255","0.001","-99",""
"B8H0064-BLK1","Modified EPA 537","Initial","B8H0064-BLK1","Vista","375-22-4","PFBA","2.50","ng/L","UU","1.37","LOD","","TRG","","","4.00","LOQ","YES","-99","","0.250","0.001","2.50",""
"B8H0064-BLK1","Modified EPA 537","Initial","B8H0064-BLK1","Vista","2706-90-3","PFPeA","2.50","ng/L","UU","1.37","LOD","","TRG","","","4.00","LOQ","YES","-99","","0.250","0.001","2.50",""
"B8H0064-BLK1","Modified EPA 537","Initial","B8H0064-BLK1","Vista","375-73-5","PFBS","2.50","ng/L","UU","1.37","LOD","","TRG","","","4.00","LOQ","YES","-99","","0.250","0.001","2.50",""
"B8H0064-BLK1","Modified EPA 537","Initial","B8H0064-BLK1","Vista","307-24-4","PFHxA","2.50","ng/L","UU","1.37","LOD","","TRG","","","4.00","LOQ","YES","-99","","0.250","0.001","2.50","
"
"B8H0064-BLK1","Modified EPA 537","Initial","B8H0064-BLK1","Vista","375-85-9","PFHpA","2.50","ng/L","UU","1.37","LOD","","TRG","","","4.00","LOQ","YES","-99","","0.250","0.001","2.50","
"
"B8H0064-BLK1","Modified EPA 537","Initial","B8H0064-BLK1","Vista","355-46-4","PFHxS","2.50","ng/L","UU","1.37","LOD","","TRG","","","4.00","LOQ","YES","-99","","0.250","0.001","2.50",""
"B8H0064-BLK1","Modified EPA 537","Initial","B8H0064-BLK1","Vista","27619-97-2","6:2 FTS","2.50","ng/L","UU","1.37","LOD","","TRG","","","4.00","LOQ","YES","-99","","0.250","0.001","2.50",""
"B8H0064-BLK1","Modified EPA 537","Initial","B8H0064-BLK1","Vista","335-67-1","PFOA","2.50","ng/L","UU","1.37","LOD","","TRG","","","4.00","LOQ","YES","-99","","0.250","0.001","2.50",""
"B8H0064-BLK1","Modified EPA 537","Initial","B8H0064-BLK1","Vista","375-92-8","PFHpS","2.50","ng/L","UU","1.37","LOD","","TRG","","","4.00","LOQ","YES","-99","","0.250","0.001","2.50",""
"B8H0064-BLK1","Modified EPA 537","Initial","B8H0064-BLK1","Vista","375-95-1","PFNA","2.50","ng/L","UU","1.37","LOD","","TRG","","","4.00","LOQ","YES","-99","","0.250","0.001","2.50",""
"B8H0064-BLK1","Modified EPA 537","Initial","B8H0064-BLK1","Vista","754-91-6","PFOSA","2.50","ng/L","UU","1.37","LOD","","TRG","","","4.00","LOQ","YES","-99","","0.250","0.001","2.50","

"
"B8H0064-BLK1","Modified EPA 537","Initial","B8H0064-BLK1","Vista","1763-23-1","PFOS","2.50","ng/L","UU","1.37","LOD","","TRG","","","4.00","LOQ","YES","-99","","0.250","0.001","2.50",""
"B8H0064-BLK1","Modified EPA 537","Initial","B8H0064-BLK1","Vista","335-76-2","PFDA","2.50","ng/L","UU","1.37","LOD","","TRG","","","4.00","LOQ","YES","-99","","0.250","0.001","2.50",""
"B8H0064-BLK1","Modified EPA 537","Initial","B8H0064-BLK1","Vista","39108-34-4","8:2 FTS","2.50","ng/L","UU","1.37","LOD","","TRG","","","4.00","LOQ","YES","-99","","0.250","0.001","2.50",""
"B8H0064-BLK1","Modified EPA 537","Initial","B8H0064-BLK1","Vista","2355-31-9","MeFOSAA","2.50","ng/L","UU","1.37","LOD","","TRG","","","4.00","LOQ","YES","-99","","0.250","0.001","2.50",""
"B8H0064-BLK1","Modified EPA 537","Initial","B8H0064-BLK1","Vista","2991-50-6","EtFOSAA","2.50","ng/L","UU","1.37","LOD","","TRG","","","4.00","LOQ","YES","-99","","0.250","0.001","2.50","",""
"B8H0064-BLK1","Modified EPA 537","Initial","B8H0064-BLK1","Vista","2058-94-8","PFUnA","2.50","ng/L","UU","1.37","LOD","","TRG","","","4.00","LOQ","YES","-99","","0.250","0.001","2.50",""
"B8H0064-BLK1","Modified EPA 537","Initial","B8H0064-BLK1","Vista","335-77-3","PFDS","2.50","ng/L","UU","1.37","LOD","","TRG","","","4.00","LOQ","YES","-99","","0.250","0.001","2.50",""
"B8H0064-BLK1","Modified EPA 537","Initial","B8H0064-BLK1","Vista","307-55-1","PFDoA","2.50","ng/L","UU","1.37","LOD","","TRG","","","4.00","LOQ","YES","-99","","0.250","0.001","2.50",""
"B8H0064-BLK1","Modified EPA 537","Initial","B8H0064-BLK1","Vista","72629-94-8","PFTrDA","2.50","ng/L","UU","1.37","LOD","","TRG","","","4.00","LOQ","YES","-99","","0.250","0.001","2.50",""
"B8H0064-BLK1","Modified EPA 537","Initial","B8H0064-BLK1","Vista","376-06-7","PFTeDA","2.50","ng/L","UU","1.37","LOD","","TRG","","","4.00","LOQ","YES","-99","","0.250","0.001","2.50",""
"B8H0064-BLK1","Modified EPA 537","Initial","B8H0064-BLK1","Vista","13C3-PFBA","13C3-PFBA","6.60","%R","H","-99","NA","","IS","6.60","","-99","NA","YES","100","","0.250","0.001","-99",""
"B8H0064-BLK1","Modified EPA 537","Initial","B8H0064-BLK1","Vista","13C3-PFPeA","13C3-PFPeA","9.50","%R","H","-99","NA","","IS","9.50","","-99","NA","YES","100","","0.250","0.001","-99",""
"B8H0064-BLK1","Modified EPA 537","Initial","B8H0064-BLK1","Vista","13C3-PFBS","13C3-PFBS","4.20","%R","H","-99","NA","","IS","4.20","","-99","NA","YES","100","","0.250","0.001","-99",""
"B8H0064-BLK1","Modified EPA 537","Initial","B8H0064-BLK1","Vista","13C2-PFHxA","13C2-PFHxA","13.8","%R","H","-99","NA","","IS","13.8","","-99","NA","YES","100","","0.250","0.001","-99",""
"B8H0064-BLK1","Modified EPA 537","Initial","B8H0064-BLK1","Vista","13C4-PFHpA","13C4-PFHpA","17.6","%R","H","-99","NA","","IS","17.6","","-99","NA","YES","100","","0.250","0.001","-99",""
"B8H0064-BLK1","Modified EPA 537","Initial","B8H0064-BLK1","Vista","18O2-PFHxS","18O2-PFHxS","6.90","%R","H","-99","NA","","IS","6.90","","-99","NA","YES","100","","0.250","0.001","-99",""
"B8H0064-BLK1","Modified EPA 537","Initial","B8H0064-BLK1","Vista","13C2-PFOA","13C2-PFOA","18.8","%R","H","-99","NA","","IS","18.8","","-99","NA","YES","100","","0.250","0.001","-99",""
"B8H0064-BLK1","Modified EPA 537","Initial","B8H0064-BLK1","Vista","13C5-PFNA","13C5-PFNA","22.5","%R","H","-99","NA","","IS","22.5","","-99","NA","YES","100","","0.250","0.001","-99",""
"B8H0064-BLK1","Modified EPA 537","Initial","B8H0064-BLK1","Vista","13C8-PFOSA","13C8-PFOSA","31.3","%R","H","-99","NA","","IS","31.3","","-99","NA","YES","100","","0.250","0.001","-99",""
"B8H0064-BLK1","Modified EPA 537","Initial","B8H0064-BLK1","Vista","13C8-PFOS","13C8-PFOS","10.7","%R","H","-99","NA","","IS","10.7","","-99","NA","YES","100","","0.250","0.001","-99",""
"B8H0064-BLK1","Modified EPA 537","Initial","B8H0064-BLK1","Vista","13C2-PFDA","13C2-PFDA","20.5","%R","H","-99","NA","","IS","20.5","","-99","NA","YES","100","","0.250","0.001","-99",""
"B8H0064-BLK1","Modified EPA 537","Initial","B8H0064-BLK1","Vista","d3-MeFOSAA","d3-MeFOSAA","13.9","%R","H","-99","NA","","IS","13.9","","-99","NA","YES","100","","0.250","0.001","-99",""
"B8H0064-BLK1","Modified EPA 537","Initial","B8H0064-BLK1","Vista","d5-EtFOSAA","d5-EtFOSAA","24.4","%R","H","-99","NA","","IS","24.4","","-99","NA","YES","100","","0.250","0.001","-99",""
"B8H0064-BLK1","Modified EPA 537","Initial","B8H0064-BLK1","Vista","13C2-PFUnA","13C2-

PFUnA","18.8","%R","H","-99","NA","","IS","18.8","","-99","NA","YES","100","","0.250","0.001","-99",""
"B8H0064-BLK1","Modified EPA 537","Initial","B8H0064-BLK1","Vista","13C2-PFDoA","13C2-
PFDoA","18.3","%R","H","-99","NA","","IS","18.3","","-99","NA","YES","100","","0.250","0.001","-99",""
"B8H0064-BLK1","Modified EPA 537","Initial","B8H0064-BLK1","Vista","13C2-PFTeDA","13C2-
PFTeDA","29.3","%R","H","-99","NA","","IS","29.3","","-99","NA","YES","100","","0.250","0.001","-99",""
"B8H0064-BS1","Modified EPA 537","Initial","B8H0064-BS1","Vista","375-22-
4","PFBA","38.8","ng/L","","1.37","LOD","","TRG","97.1","","4.00","LOQ","YES","40.0","","0.250","0.001","2.50","
"
"B8H0064-BS1","Modified EPA 537","Initial","B8H0064-BS1","Vista","2706-90-
3","PFPeA","41.1","ng/L","","1.37","LOD","","TRG","103","","4.00","LOQ","YES","40.0","","0.250","0.001","2.50","
"
"B8H0064-BS1","Modified EPA 537","Initial","B8H0064-BS1","Vista","375-73-
5","PFBS","42.4","ng/L","","1.37","LOD","","TRG","106","","4.00","LOQ","YES","40.0","","0.250","0.001","2.50",""
"B8H0064-BS1","Modified EPA 537","Initial","B8H0064-BS1","Vista","307-24-
4","PFHxA","42.4","ng/L","","1.37","LOD","","TRG","106","","4.00","LOQ","YES","40.0","","0.250","0.001","2.50",
""
"B8H0064-BS1","Modified EPA 537","Initial","B8H0064-BS1","Vista","375-85-
9","PFHpA","42.2","ng/L","","1.37","LOD","","TRG","106","","4.00","LOQ","YES","40.0","","0.250","0.001","2.50",
""
"B8H0064-BS1","Modified EPA 537","Initial","B8H0064-BS1","Vista","355-46-
4","PFHxS","41.4","ng/L","","1.37","LOD","","TRG","104","","4.00","LOQ","YES","40.0","","0.250","0.001","2.50","
"
"B8H0064-BS1","Modified EPA 537","Initial","B8H0064-BS1","Vista","27619-97-2","6:2
FTS","45.2","ng/L","","1.37","LOD","","TRG","113","","4.00","LOQ","YES","40.0","","0.250","0.001","2.50",""
"B8H0064-BS1","Modified EPA 537","Initial","B8H0064-BS1","Vista","335-67-
1","PFOA","40.8","ng/L","","1.37","LOD","","TRG","102","","4.00","LOQ","YES","40.0","","0.250","0.001","2.50","
"
"B8H0064-BS1","Modified EPA 537","Initial","B8H0064-BS1","Vista","375-92-
8","PFHpS","39.8","ng/L","","1.37","LOD","","TRG","99.4","","4.00","LOQ","YES","40.0","","0.250","0.001","2.50",
""
"B8H0064-BS1","Modified EPA 537","Initial","B8H0064-BS1","Vista","375-95-
1","PFNA","40.3","ng/L","","1.37","LOD","","TRG","101","","4.00","LOQ","YES","40.0","","0.250","0.001","2.50","
"
"B8H0064-BS1","Modified EPA 537","Initial","B8H0064-BS1","Vista","754-91-
6","PFOSA","43.9","ng/L","","1.37","LOD","","TRG","110","","4.00","LOQ","YES","40.0","","0.250","0.001","2.50",
""
"B8H0064-BS1","Modified EPA 537","Initial","B8H0064-BS1","Vista","1763-23-
1","PFOS","40.8","ng/L","","1.37","LOD","","TRG","102","","4.00","LOQ","YES","40.0","","0.250","0.001","2.50",""
"B8H0064-BS1","Modified EPA 537","Initial","B8H0064-BS1","Vista","335-76-
2","PFDA","42.4","ng/L","","1.37","LOD","","TRG","106","","4.00","LOQ","YES","40.0","","0.250","0.001","2.50","
"
"B8H0064-BS1","Modified EPA 537","Initial","B8H0064-BS1","Vista","39108-34-4","8:2
FTS","47.3","ng/L","","1.37","LOD","","TRG","118","","4.00","LOQ","YES","40.0","","0.250","0.001","2.50",""
"B8H0064-BS1","Modified EPA 537","Initial","B8H0064-BS1","Vista","2355-31-
9","MeFOSAA","39.2","ng/L","","1.37","LOD","","TRG","98.0","","4.00","LOQ","YES","40.0","","0.250","0.001","2.
50",""
"B8H0064-BS1","Modified EPA 537","Initial","B8H0064-BS1","Vista","2991-50-
6","EtFOSAA","45.0","ng/L","","1.37","LOD","","TRG","112","","4.00","LOQ","YES","40.0","","0.250","0.001","2.5
0",""
"B8H0064-BS1","Modified EPA 537","Initial","B8H0064-BS1","Vista","2058-94-
8","PFUnA","42.9","ng/L","","1.37","LOD","","TRG","107","","4.00","LOQ","YES","40.0","","0.250","0.001","2.50",
""
"B8H0064-BS1","Modified EPA 537","Initial","B8H0064-BS1","Vista","335-77-
3","PFDS","51.7","ng/L","","1.37","LOD","","TRG","129","","4.00","LOQ","YES","40.0","","0.250","0.001","2.50",""

"B8H0064-BS1","Modified EPA 537","Initial","B8H0064-BS1","Vista","307-55-1","PFDoA","42.4","ng/L","","1.37","LOD","","TRG","106","","4.00","LOQ","YES","40.0","","0.250","0.001","2.50",""
"B8H0064-BS1","Modified EPA 537","Initial","B8H0064-BS1","Vista","72629-94-8","PFTrDA","49.2","ng/L","","1.37","LOD","","TRG","123","","4.00","LOQ","YES","40.0","","0.250","0.001","2.50","",""
"B8H0064-BS1","Modified EPA 537","Initial","B8H0064-BS1","Vista","376-06-7","PFTeDA","43.1","ng/L","","1.37","LOD","","TRG","108","","4.00","LOQ","YES","40.0","","0.250","0.001","2.50","",""
"B8H0064-BS1","Modified EPA 537","Initial","B8H0064-BS1","Vista","13C3-PFBA","13C3-PFBA","14.3","%R","H","-99","NA","","IS","14.3","","-99","NA","YES","100","","0.250","0.001","-99",""
"B8H0064-BS1","Modified EPA 537","Initial","B8H0064-BS1","Vista","13C3-PFPeA","13C3-PFPeA","18.4","%R","H","-99","NA","","IS","18.4","","-99","NA","YES","100","","0.250","0.001","-99",""
"B8H0064-BS1","Modified EPA 537","Initial","B8H0064-BS1","Vista","13C3-PFBS","13C3-PFBS","10.5","%R","H","-99","NA","","IS","10.5","","-99","NA","YES","100","","0.250","0.001","-99",""
"B8H0064-BS1","Modified EPA 537","Initial","B8H0064-BS1","Vista","13C2-PFHxA","13C2-PFHxA","24.4","%R","H","-99","NA","","IS","24.4","","-99","NA","YES","100","","0.250","0.001","-99",""
"B8H0064-BS1","Modified EPA 537","Initial","B8H0064-BS1","Vista","13C4-PFHpA","13C4-PFHpA","29.9","%R","H","-99","NA","","IS","29.9","","-99","NA","YES","100","","0.250","0.001","-99",""
"B8H0064-BS1","Modified EPA 537","Initial","B8H0064-BS1","Vista","18O2-PFHxS","18O2-PFHxS","14.3","%R","H","-99","NA","","IS","14.3","","-99","NA","YES","100","","0.250","0.001","-99",""
"B8H0064-BS1","Modified EPA 537","Initial","B8H0064-BS1","Vista","13C2-PFOA","13C2-PFOA","33.6","%R","H","-99","NA","","IS","33.6","","-99","NA","YES","100","","0.250","0.001","-99",""
"B8H0064-BS1","Modified EPA 537","Initial","B8H0064-BS1","Vista","13C5-PFNA","13C5-PFNA","33.8","%R","H","-99","NA","","IS","33.8","","-99","NA","YES","100","","0.250","0.001","-99",""
"B8H0064-BS1","Modified EPA 537","Initial","B8H0064-BS1","Vista","13C8-PFOSA","13C8-PFOSA","34.8","%R","H","-99","NA","","IS","34.8","","-99","NA","YES","100","","0.250","0.001","-99",""
"B8H0064-BS1","Modified EPA 537","Initial","B8H0064-BS1","Vista","13C8-PFOS","13C8-PFOS","19.4","%R","H","-99","NA","","IS","19.4","","-99","NA","YES","100","","0.250","0.001","-99",""
"B8H0064-BS1","Modified EPA 537","Initial","B8H0064-BS1","Vista","13C2-PFDA","13C2-PFDA","30.6","%R","H","-99","NA","","IS","30.6","","-99","NA","YES","100","","0.250","0.001","-99",""
"B8H0064-BS1","Modified EPA 537","Initial","B8H0064-BS1","Vista","d3-MeFOSAA","d3-MeFOSAA","19.0","%R","H","-99","NA","","IS","19.0","","-99","NA","YES","100","","0.250","0.001","-99",""
"B8H0064-BS1","Modified EPA 537","Initial","B8H0064-BS1","Vista","d5-EtFOSAA","d5-EtFOSAA","23.2","%R","H","-99","NA","","IS","23.2","","-99","NA","YES","100","","0.250","0.001","-99",""
"B8H0064-BS1","Modified EPA 537","Initial","B8H0064-BS1","Vista","13C2-PFUnA","13C2-PFUnA","27.2","%R","H","-99","NA","","IS","27.2","","-99","NA","YES","100","","0.250","0.001","-99",""
"B8H0064-BS1","Modified EPA 537","Initial","B8H0064-BS1","Vista","13C2-PFDoA","13C2-PFDoA","28.7","%R","H","-99","NA","","IS","28.7","","-99","NA","YES","100","","0.250","0.001","-99",""
"B8H0064-BS1","Modified EPA 537","Initial","B8H0064-BS1","Vista","13C2-PFTeDA","13C2-PFTeDA","35.0","%R","H","-99","NA","","IS","35.0","","-99","NA","YES","100","","0.250","0.001","-99",""
"112G08005-WE13","112G08005-WE13","WE13-GW-TANK1-IDW-072918","07/29/2018 10:30","AQ","1802154-01","NM","","0.80","Modified EPA 537","METHOD","Initial","08/09/2018 08:30","08/25/2018 23:26","Vista","COA","WET","NA","1","NA","NA","01/01/1900 00:00","100","B8H0064","B8H0064","NA","S8H0088","1802154","08/01/2018 10:19","01/01/1900 00:00",""
"112G08005-WE13","112G08005-WE13","WE13-GW-TANK2-IDW-072918","07/29/2018 10:45","AQ","1802154-02","NM","","0.80","Modified EPA 537","METHOD","Initial","08/09/2018 08:30","08/25/2018 23:36","Vista","COA","WET","NA","1","NA","NA","01/01/1900 00:00","100","B8H0064","B8H0064","NA","S8H0088","1802154","08/01/2018 10:19","01/01/1900 00:00",""
"112G08005-WE13","112G08005-WE13","EB03-WE13-GW-IDW-072918","07/29/2018 10:40","AQ","1802154-03","NM","","0.80","Modified EPA 537","METHOD","Initial","08/09/2018 08:30","08/25/2018 23:47","Vista","COA","WET","NA","1","NA","NA","01/01/1900 00:00","100","B8H0064","B8H0064","NA","S8H0088","1802154","08/01/2018 10:19","01/01/1900 00:00",""
"112G08005-WE13","112G08005-WE13","B8H0064-BLK1","01/01/1900 00:00","AQ","B8H0064-

BLK1","MB","","-99","Modified EPA 537","METHOD","Initial","08/09/2018 08:30","08/25/2018 22:54","Vista","COA","WET","NA","1","NA","NA","01/01/1900 00:00","100","B8H0064","B8H0064","NA","S8H0088","1802154","01/01/1900 00:00","01/01/1900 00:00",""
"112G08005-WE13","112G08005-WE13","B8H0064-BS1","01/01/1900 00:00","AQ","B8H0064-BS1","LCS","","-99","Modified EPA 537","METHOD","Initial","08/09/2018 08:30","08/25/2018 22:43","Vista","COA","WET","NA","1","NA","NA","01/01/1900 00:00","100","B8H0064","B8H0064","NA","S8H0088","1802154","01/01/1900 00:00","01/01/1900 00:00",""

DODCMD_ID	INSTALLATION_ID	SDG	SITE_NAME	NORM_SITE_NAME	LOCATION_NAME	LOCATION_TYPE_DESC	COORD_X	COORD_Y	CONTRACT_ID	DO_CTO_NUMBER	CONTR_NAME	SAMPLE_NAME	SAMPLE_MATRIX_DESC	SAMPLE_TYPE_DESC	COLLECT_DATE	ANALYTICAL_METHOD
MID_ATLANTIC	BETHPAGE_NWIRP	1802154							N6247016D9008	WE13	TETRA TECH NUS, INC.	EB03-WE13-GW-IDW-072918	IDW Water	Purge and rinseate water	29-Jul-18	537_MOD
MID_ATLANTIC	BETHPAGE_NWIRP	1802154							N6247016D9008	WE13	TETRA TECH NUS, INC.	WE13-GW-TANK1-IDW-072918	IDW Water	Purge and rinseate water	29-Jul-18	537_MOD
MID_ATLANTIC	BETHPAGE_NWIRP	1802154							N6247016D9008	WE13	TETRA TECH NUS, INC.	WE13-GW-TANK2-IDW-072918	IDW Water	Purge and rinseate water	29-Jul-18	537_MOD

ANALYTICAL_METHOD_GRP_DESC
Perfluoroalkyl Compounds
Perfluoroalkyl Compounds
Perfluoroalkyl Compounds