Navy_CLEAN_PFAS_FOIA_request_covers.indd

NAVFAC
Naval Facilities Engineering Command

Groundwater Sample Results, Combined Level 2 and Level 4 Laboratory Report, Electronic Data Deliverable, Data Validation Report, and the Sample Location Report, SDG 1800153

Naval Weapons Industrial Reserve Plant Calverton
Riverhead, New York

August 2019

APPROVED FOR PUBLIC RELEASE; DISTRIBUTION UNLIMITED

February 09, 2018

Vista Work Order No. 1800153

Ms. Kristi Francisco
Tetra Tech
5700 Lake Wright Drive, Suite 309
Norfolk, VA 23502

Dear Ms. Francisco,

Enclosed are the results for the sample set received at Vista Analytical Laboratory on January 19, 2018. This sample set was analyzed on a standard turn-around time, under your Project Name '112G08005-WE05'. The SDG Number is WE05.

Vista Analytical Laboratory is committed to serving you effectively. If you require additional information, please contact me at 916-673-1520 or by email at mmaier@vista-analytical.com.

Thank you for choosing Vista as part of your analytical support team.

Sincerely,

Martha Maier
Laboratory Director

Vista Analytical Laboratory certifies that the report herein meets all the requirements set forth by NELAP for those applicable test methods. Results relate only to the samples as received by the laboratory. This report should not be reproduced except in full without the written approval of Vista.

SDG Number WE05
Vista Work Order No. 1800153
Case Narrative

Sample Condition on Receipt:

Five groundwater samples, two soil samples and seven QC water samples were received in good condition and within the method temperature requirements. The samples were received and stored securely in accordance with Vista standard operating procedures and EPA methodology. The soil samples were assigned to Vista Work Order #1800140.

Analytical Notes:

Modified EPA Method 537

Eleven of the samples were extracted and analyzed for a selected list of PFAS using Modified EPA Method 537.

Samples "FT-TW507-1924", "FT-TW510-1520" and "FT-Dup03-20180118" contained particulate and were centrifuged prior to extraction.

Holding Times

The samples were extracted and analyzed within the method hold times.

Quality Control

The Initial Calibration met the method acceptance criteria. The recovery of PFTeDA was > 130% in two Continuing Calibration Verifications. This analyte was not detected in the associated samples. The recoveries of all other analytes were within the method acceptance criteria.

A Method Blank and Ongoing Precision and Recovery (OPR) sample were extracted and analyzed with each preparation batch. No analytes were detected in the Method Blanks above 1/2 the LOQ. The recoveries of MeFOSAA, PFUnA and PFTeDA were > 130% in the OPR associated with sample "FT-FRB02-20180117". These analytes were not detected in this sample. The recoveries of all other analytes were within the method acceptance criteria.

The labeled standard recoveries outside the acceptance criteria are listed in the table below.

As requested, an MS/MSD was performed on sample "FT-TW507-1924". The MS/MSD recoveries and/or RPDs were out of the acceptance criteria for PFHxA, PFHpA, PFHxS, PFOA, PFOS, and PFNA.

EPA Method 537

Sample "FT-FB02-20180117" was extracted and analyzed for a selected list of PFAS using EPA Method 537.

Holding Times

The sample was extracted and analyzed within the method hold times.

Quality Control

The Initial Calibration and Continuing Calibration Verifications met the method acceptance criteria.

A Laboratory Fortified Blank (LFB) and Laboratory Reagent Blank (LRB) were extracted and analyzed with the preparation batch. No analytes were detected in the Laboratory Reagent Blank above 1/2 the LOQ. The LFB recoveries were within the method acceptance criteria.

The surrogate recoveries for all QC and field samples were within the acceptance criteria.

QC Anomalies

LabNumber	SampleName	Analysis	Analyte	Flag	%Rec
1800153-01	FT-TW507-1924	Modified EPA Method 537	13C2-PFTeDA	H	45.9
1800153-04	FT-TW513-2025	Modified EPA Method 537	13C2-PFTeDA	H	42.2
1800153-11	FT-FRB02-20180117	Modified EPA Method 537	13C2-PFDoA	H	41.4
1800153-11	FT-FRB02-20180117	Modified EPA Method 537	13C2-PFTeDA	H	40.7

H = Recovery was outside laboratory acceptance criteria.

In addition, the laboratory QC officer must read and sign a copy of the Quality Assurance Review Form displayed on the next page of this Attachment. Electronic deliverables are not considered to be complete without the accompanying Quality Assurance Review Form.

I Anna Helak, as the designated Quality Assurance Officer, hereby attest that all electronic deliverables have been thoroughly reviewed and are in agreement with the associated hardcopy data. The enclosed electronic files have been reviewed for accuracy (including significant figures), completeness and format. The laboratory will be responsible for any labor time necessary to correct enclosed electronic deliverables that have been found to be in error. I can be reached at (916) 673 1520 If there are any questions or problems with the enclosed electronic deliverables.

Signature: Anna Title: QA Manager Date: 02/09/18

Revision 9
ISG
08/18/16

TABLE OF CONTENTS

Case Narrative..... 1

Signed Attestation Statement..... 4

Table of Contents..... 5

Sample Inventory..... 6

Analytical Results..... 7

Qualifiers..... 27

Certifications..... 28

Sample Receipt..... 29

Extraction Information..... 31

Sample Data - Modified EPA Method 537..... 44

Sample Data - EPA Method 537..... 178

IIS Areas, IBs and CCVs..... 194

ICAL with ICV and IB..... 358

PFAS Standards..... 842

Sample Inventory Report

Vista Sample ID	Client Sample ID	Sampled	Received	Components/Containers
1800153-01	FT-TW507-1924	MS/MSD18-Jan-18 10:30	19-Jan-18 09:28	HDPE Bottle, 250 mL
				HDPE Bottle, 250 mL
				HDPE Bottle, 250 mL
				HDPE Bottle, 250 mL
				HDPE Bottle, 250 mL
				HDPE Bottle, 250 mL
1800153-02	FT-TW510-1520	18-Jan-18 08:15	19-Jan-18 09:28	HDPE Bottle, 250 mL
				HDPE Bottle, 250 mL
1800153-03	FT-TW511-1722	18-Jan-18 09:18	19-Jan-18 09:28	HDPE Bottle, 250 mL
				HDPE Bottle, 250 mL
1800153-04	FT-TW513-2025	18-Jan-18 09:50	19-Jan-18 09:28	HDPE Bottle, 250 mL
				HDPE Bottle, 250 mL
1800153-05	FT-Dup03-20180118	18-Jan-18 08:00	19-Jan-18 09:28	HDPE Bottle, 250 mL
				HDPE Bottle, 250 mL
1800153-06	FT-TW507-1924-FRB	18-Jan-18 10:30	19-Jan-18 09:28	HDPE Bottle, 250 mL
				HDPE Bottle, 250 mL
1800153-07	FT-EB01-20180116	16-Jan-18 16:00	19-Jan-18 09:28	HDPE Bottle, 250 mL
				HDPE Bottle, 250 mL
1800153-08	FT-EB02-20180117	17-Jan-18 11:05	19-Jan-18 09:28	HDPE Bottle, 250 mL
				HDPE Bottle, 250 mL
1800153-09	FT-EB03-20180118	18-Jan-18 10:00	19-Jan-18 09:28	HDPE Bottle, 250 mL
				HDPE Bottle, 250 mL
1800153-10	FT-FRB01-20180116	16-Jan-18 16:05	19-Jan-18 09:28	HDPE Bottle, 250 mL
				HDPE Bottle, 250 mL
1800153-11	FT-FRB02-20180117	17-Jan-18 11:40	19-Jan-18 09:28	HDPE Bottle, 250 mL
				HDPE Bottle, 250 mL
1800153-12	FT-FB02-20180117	17-Jan-18 11:00	19-Jan-18 09:28	HDPE Bottle, 250 mL
				HDPE Bottle, 250 mL

ANALYTICAL RESULTS

Sample ID: Method Blank **Modified EPA Method 537**

Client Data
Name: Tetra Tech
Project: 112G08005-WE05
Matrix: Aqueous

Laboratory Data
Lab Sample: B8A0134-BLK1
Column: BEH C18

Analyte	Conc. (ng/L)	DL	LOD	LOQ	Qualifiers	Batch	Extracted	Samp Size	Analyzed	Dilution
PFBS	ND	0.895	2.50	4.00		B8A0134	24-Jan-18	0.250 L	01-Feb-18 13:33	1
PFHxA	ND	1.09	2.50	4.00		B8A0134	24-Jan-18	0.250 L	01-Feb-18 13:33	1
PFHpA	ND	0.296	2.50	4.00		B8A0134	24-Jan-18	0.250 L	01-Feb-18 13:33	1
PFHxS	ND	0.474	2.50	4.00		B8A0134	24-Jan-18	0.250 L	01-Feb-18 13:33	1
PFOA	ND	0.326	2.50	4.00		B8A0134	24-Jan-18	0.250 L	01-Feb-18 13:33	1
PFOS	ND	0.404	2.50	4.00		B8A0134	24-Jan-18	0.250 L	01-Feb-18 13:33	1
PFNA	ND	0.405	2.50	4.00		B8A0134	24-Jan-18	0.250 L	01-Feb-18 13:33	1
PFDA	ND	0.745	2.50	4.00		B8A0134	24-Jan-18	0.250 L	01-Feb-18 13:33	1
MeFOSAA	ND	0.825	2.50	4.00		B8A0134	24-Jan-18	0.250 L	01-Feb-18 13:33	1
PFUnA	ND	0.525	2.50	4.00		B8A0134	24-Jan-18	0.250 L	01-Feb-18 13:33	1
EtFOSAA	ND	0.685	2.50	4.00		B8A0134	24-Jan-18	0.250 L	01-Feb-18 13:33	1
PFDoA	ND	0.396	2.50	4.00		B8A0134	24-Jan-18	0.250 L	01-Feb-18 13:33	1
PFTrDA	ND	0.247	2.50	4.00		B8A0134	24-Jan-18	0.250 L	01-Feb-18 13:33	1
PFTeDA	ND	0.378	2.50	4.00		B8A0134	24-Jan-18	0.250 L	01-Feb-18 13:33	1

Labeled Standards	Type	% Recovery	Limits	Qualifiers	Batch	Extracted	Samp Size	Analyzed	Dilution
13C3-PFBS	IS	98.2	50 - 150		B8A0134	24-Jan-18	0.250 L	01-Feb-18 13:33	1
13C2-PFHxA	IS	100	50 - 150		B8A0134	24-Jan-18	0.250 L	01-Feb-18 13:33	1
13C4-PFHpA	IS	97.6	50 - 150		B8A0134	24-Jan-18	0.250 L	01-Feb-18 13:33	1
18O2-PFHxS	IS	88.0	50 - 150		B8A0134	24-Jan-18	0.250 L	01-Feb-18 13:33	1
13C2-PFOA	IS	83.0	50 - 150		B8A0134	24-Jan-18	0.250 L	01-Feb-18 13:33	1
13C8-PFOS	IS	100	50 - 150		B8A0134	24-Jan-18	0.250 L	01-Feb-18 13:33	1
13C5-PFNA	IS	102	50 - 150		B8A0134	24-Jan-18	0.250 L	01-Feb-18 13:33	1
13C2-PFDA	IS	85.9	50 - 150		B8A0134	24-Jan-18	0.250 L	01-Feb-18 13:33	1
d3-MeFOSAA	IS	99.6	50 - 150		B8A0134	24-Jan-18	0.250 L	01-Feb-18 13:33	1
13C2-PFUnA	IS	115	50 - 150		B8A0134	24-Jan-18	0.250 L	01-Feb-18 13:33	1
d5-EtFOSAA	IS	97.1	50 - 150		B8A0134	24-Jan-18	0.250 L	01-Feb-18 13:33	1
13C2-PFDoA	IS	91.3	50 - 150		B8A0134	24-Jan-18	0.250 L	01-Feb-18 13:33	1
13C2-PFTeDA	IS	92.4	50 - 150		B8A0134	24-Jan-18	0.250 L	01-Feb-18 13:33	1

DL - Detection Limit
LOD - Limit of Detection
LOQ - Limit of quantitation
LCL-UCL- Lower control limit - upper control limit
Results reported to the DL.
When reported, PFHxS, PFOA and PFOS include both linear and branched isomers.
Only the linear isomer is reported for all other analytes.

Sample ID: OPR **Modified EPA Method 537**

Client Data

Name: Tetra Tech
Project: 112G08005-WE05
Matrix: Aqueous

Laboratory Data

Lab Sample: B8A0134-BS1
Column: BEH C18

Analyte	Amt Found (ng/L)	Spike Amt	% Rec	Limits	Qualifiers	Batch	Extracted	Samp Size	Analyzed	Dilution
PFBS	46.4	40.0	116	70-130		B8A0134	24-Jan-18	0.250 L	01-Feb-18 13:21	1
PFHxA	45.7	40.0	114	70-130		B8A0134	24-Jan-18	0.250 L	01-Feb-18 13:21	1
PFHpA	39.5	40.0	98.7	70-130		B8A0134	24-Jan-18	0.250 L	01-Feb-18 13:21	1
PFHxS	39.9	40.0	99.8	70-130		B8A0134	24-Jan-18	0.250 L	01-Feb-18 13:21	1
PFOA	40.8	40.0	102	70-130		B8A0134	24-Jan-18	0.250 L	01-Feb-18 13:21	1
PFOS	42.0	40.0	105	70-130		B8A0134	24-Jan-18	0.250 L	01-Feb-18 13:21	1
PFNA	41.2	40.0	103	70-130		B8A0134	24-Jan-18	0.250 L	01-Feb-18 13:21	1
PFDA	44.0	40.0	110	70-130		B8A0134	24-Jan-18	0.250 L	01-Feb-18 13:21	1
MeFOSAA	42.5	40.0	106	70-130		B8A0134	24-Jan-18	0.250 L	01-Feb-18 13:21	1
PFUnA	34.5	40.0	86.2	70-130		B8A0134	24-Jan-18	0.250 L	01-Feb-18 13:21	1
EtFOSAA	45.6	40.0	114	70-130		B8A0134	24-Jan-18	0.250 L	01-Feb-18 13:21	1
PFDoA	30.3	40.0	75.7	70-130		B8A0134	24-Jan-18	0.250 L	01-Feb-18 13:21	1
PFTrDA	28.0	40.0	70.0	60-130		B8A0134	24-Jan-18	0.250 L	01-Feb-18 13:21	1
PFTeDA	42.4	40.0	106	70-130		B8A0134	24-Jan-18	0.250 L	01-Feb-18 13:21	1

Labeled Standards	Type	% Rec	Limits	Qualifiers	Batch	Extracted	Samp Size	Analyzed	Dilution
13C3-PFBS	IS	104	50- 150		B8A0134	24-Jan-18	0.250 L	01-Feb-18 13:21	1
13C2-PFHxA	IS	102	50- 150		B8A0134	24-Jan-18	0.250 L	01-Feb-18 13:21	1
13C4-PFHpA	IS	94.2	50- 150		B8A0134	24-Jan-18	0.250 L	01-Feb-18 13:21	1
18O2-PFHxS	IS	108	50- 150		B8A0134	24-Jan-18	0.250 L	01-Feb-18 13:21	1
13C2-PFOA	IS	98.3	50- 150		B8A0134	24-Jan-18	0.250 L	01-Feb-18 13:21	1
13C8-PFOS	IS	83.6	50- 150		B8A0134	24-Jan-18	0.250 L	01-Feb-18 13:21	1
13C5-PFNA	IS	102	50- 150		B8A0134	24-Jan-18	0.250 L	01-Feb-18 13:21	1
13C2-PFDA	IS	78.3	50- 150		B8A0134	24-Jan-18	0.250 L	01-Feb-18 13:21	1
d3-MeFOSAA	IS	64.8	50- 150		B8A0134	24-Jan-18	0.250 L	01-Feb-18 13:21	1
13C2-PFUnA	IS	86.9	50- 150		B8A0134	24-Jan-18	0.250 L	01-Feb-18 13:21	1
d5-EtFOSAA	IS	77.9	50- 150		B8A0134	24-Jan-18	0.250 L	01-Feb-18 13:21	1
13C2-PFDoA	IS	93.5	50- 150		B8A0134	24-Jan-18	0.250 L	01-Feb-18 13:21	1
13C2-PFTeDA	IS	81.0	50- 150		B8A0134	24-Jan-18	0.250 L	01-Feb-18 13:21	1

Sample ID: Method Blank

Modified EPA Method 537

Client Data

Name: Tetra Tech
Project: 112G08005-WE05
Matrix: Aqueous

Laboratory Data

Lab Sample: B8A0134-BLK1
Column: BEH C18

Analyte	Conc. (ng/L)	DL	LOD	LOQ	Qualifiers	Batch	Extracted	Samp Size	Analyzed	Dilution
PFBS	ND	0.895	2.50	J.00		B8A0134	23-6an-18	0.250 L	29-6an-18 18:J1	1
PFHxA	ND	1.09	2.50	J.00		B8A0134	23-6an-18	0.250 L	29-6an-18 18:J1	1
PFHpA	ND	0.293	2.50	J.00		B8A0134	23-6an-18	0.250 L	29-6an-18 18:J1	1
PFHxS	ND	0.J7J	2.50	J.00		B8A0134	23-6an-18	0.250 L	29-6an-18 18:J1	1
PFOA	ND	0.423	2.50	J.00		B8A0134	23-6an-18	0.250 L	29-6an-18 18:J1	1
PFOS	ND	0.J0J	2.50	J.00		B8A0134	23-6an-18	0.250 L	29-6an-18 18:J1	1
PFNA	ND	0.J05	2.50	J.00		B8A0134	23-6an-18	0.250 L	29-6an-18 18:J1	1
PFDA	ND	0.7J5	2.50	J.00		B8A0134	23-6an-18	0.250 L	29-6an-18 18:J1	1
MeFOSAA	ND	0.825	2.50	J.00		B8A0134	23-6an-18	0.250 L	29-6an-18 18:J1	1
PFUnA	ND	0.525	2.50	J.00		B8A0134	23-6an-18	0.250 L	29-6an-18 18:J1	1
EtFOSAA	ND	0.385	2.50	J.00		B8A0134	23-6an-18	0.250 L	29-6an-18 18:J1	1
PFDoA	ND	0.493	2.50	J.00		B8A0134	23-6an-18	0.250 L	29-6an-18 18:J1	1
PFTrDA	ND	0.2J7	2.50	J.00		B8A0134	23-6an-18	0.250 L	29-6an-18 18:J1	1
PFTeDA	ND	0.478	2.50	J.00		B8A0134	23-6an-18	0.250 L	29-6an-18 18:J1	1

Labeled Standards	Type	% Recovery	Limits	Qualifiers	Batch	Extracted	Samp Size	Analyzed	Dilution
14C4-PFBS	IS	103	50 - 150		B8A0134	23-6an-18	0.250 L	29-6an-18 18:J1	1
14C2-PFHxA	IS	87.4	50 - 150		B8A0134	23-6an-18	0.250 L	29-6an-18 18:J1	1
14CJ-PFHpA	IS	91.9	50 - 150		B8A0134	23-6an-18	0.250 L	29-6an-18 18:J1	1
18O2-PFHxS	IS	101	50 - 150		B8A0134	23-6an-18	0.250 L	29-6an-18 18:J1	1
14C2-PFOA	IS	35.3	50 - 150		B8A0134	23-6an-18	0.250 L	29-6an-18 18:J1	1
14C8-PFOS	IS	83.9	50 - 150		B8A0134	23-6an-18	0.250 L	29-6an-18 18:J1	1
14C5-PFNA	IS	75.5	50 - 150		B8A0134	23-6an-18	0.250 L	29-6an-18 18:J1	1
14C2-PFDA	IS	85.5	50 - 150		B8A0134	23-6an-18	0.250 L	29-6an-18 18:J1	1
d4-MeFOSAA	IS	74.5	50 - 150		B8A0134	23-6an-18	0.250 L	29-6an-18 18:J1	1
14C2-PFUnA	IS	31.8	50 - 150		B8A0134	23-6an-18	0.250 L	29-6an-18 18:J1	1
d5-EtFOSAA	IS	88.2	50 - 150		B8A0134	23-6an-18	0.250 L	29-6an-18 18:J1	1
14C2-PFDoA	IS	59.J	50 - 150		B8A0134	23-6an-18	0.250 L	29-6an-18 18:J1	1
14C2-PFTeDA	IS	52.8	50 - 150		B8A0134	23-6an-18	0.250 L	29-6an-18 18:J1	1

DL - Detection Limit
LOD - Limit of Detection
LOQ - Limit of quantitation
LCL-UCL- Lower control limit - upper control limit
Results reported to the DL.
When reported, PFHxS, PFOA and PFOS include both linear and branched isomers.
Only the linear isomer is reported for all other analytes.

Sample ID: OPR **Modified EPA Method 537**

Client Data

Name: Tetra Tech
Project: 112G08005-WE05
Matrix: Aqueous

Laboratory Data

Lab Sample: B8A0134-BS1
Column: BEH C18

Analyte	Amt Found (ng/L)	Spike Amt	% Rec	Limits	Qualifiers	Batch	Extracted	Samp Size	Analyzed	Dilution
PFBS	63.4	60.0	113	90-140		B8A0134	23-Jan-18	0.250 L	27-Jan-18 18:40	1
PFHxA	68.9	60.0	122	90-140		B8A0134	23-Jan-18	0.250 L	27-Jan-18 18:40	1
PFHpA	64.9	60.0	107	90-140		B8A0134	23-Jan-18	0.250 L	27-Jan-18 18:40	1
PFHxS	64.7	60.0	110	90-140		B8A0134	23-Jan-18	0.250 L	27-Jan-18 18:40	1
PFOA	64.0	60.0	108	90-140		B8A0134	23-Jan-18	0.250 L	27-Jan-18 18:40	1
PFOS	50.5	60.0	123	90-140		B8A0134	23-Jan-18	0.250 L	27-Jan-18 18:40	1
PFNA	65.7	60.0	115	90-140		B8A0134	23-Jan-18	0.250 L	27-Jan-18 18:40	1
PFDA	49.3	60.0	76.0	90-140		B8A0134	23-Jan-18	0.250 L	27-Jan-18 18:40	1
MeFOSAA	54.2	60.0	144	90-140	H	B8A0134	23-Jan-18	0.250 L	27-Jan-18 18:40	1
PFUnA	59.3	60.0	166	90-140	H	B8A0134	23-Jan-18	0.250 L	27-Jan-18 18:40	1
EtFOSAA	68.1	60.0	120	90-140		B8A0134	23-Jan-18	0.250 L	27-Jan-18 18:40	1
PFDoA	63.7	60.0	119	90-140		B8A0134	23-Jan-18	0.250 L	27-Jan-18 18:40	1
PFTrDA	69.1	60.0	118	30-140		B8A0134	23-Jan-18	0.250 L	27-Jan-18 18:40	1
PFTeDA	59.4	60.0	164	90-140	H	B8A0134	23-Jan-18	0.250 L	27-Jan-18 18:40	1

Labeled Standards	Type	% Rec	Limits	Qualifiers	Batch	Extracted	Samp Size	Analyzed	Dilution
14C4-PFBS	IS	75.0	50- 150		B8A0134	23-Jan-18	0.250 L	27-Jan-18 18:40	1
14C2-PFHxA	IS	84.6	50- 150		B8A0134	23-Jan-18	0.250 L	27-Jan-18 18:40	1
14C6-PFHpA	IS	105	50- 150		B8A0134	23-Jan-18	0.250 L	27-Jan-18 18:40	1
18O2-PFHxS	IS	86.7	50- 150		B8A0134	23-Jan-18	0.250 L	27-Jan-18 18:40	1
14C2-PFOA	IS	36.9	50- 150		B8A0134	23-Jan-18	0.250 L	27-Jan-18 18:40	1
14C8-PFOS	IS	105	50- 150		B8A0134	23-Jan-18	0.250 L	27-Jan-18 18:40	1
14C5-PFNA	IS	99.7	50- 150		B8A0134	23-Jan-18	0.250 L	27-Jan-18 18:40	1
14C2-PFDA	IS	89.2	50- 150		B8A0134	23-Jan-18	0.250 L	27-Jan-18 18:40	1
d4-MeFOSAA	IS	95.3	50- 150		B8A0134	23-Jan-18	0.250 L	27-Jan-18 18:40	1
14C2-PFUnA	IS	37.5	50- 150		B8A0134	23-Jan-18	0.250 L	27-Jan-18 18:40	1
d5-EtFOSAA	IS	96.1	50- 150		B8A0134	23-Jan-18	0.250 L	27-Jan-18 18:40	1
14C2-PFDoA	IS	34.0	50- 150		B8A0134	23-Jan-18	0.250 L	27-Jan-18 18:40	1
14C2-PFTeDA	IS	30.8	50- 150		B8A0134	23-Jan-18	0.250 L	27-Jan-18 18:40	1

Sample ID: FT-TW507-1924 **Modified EPA Method 537**

Client Data

Name: Tetra Tech
Project: 112G08005-WE05
SDG: WE05

Matrix: Groundwater
Date Collected: 18-Jan-18 10:30

Laboratory Data

Lab Sample: 1800153-01
Date Received: 19-Jan-18 09:28

Column: BEH C18

Analyte	Conc. (ng/L)	DL	LOD	LOQ	Qualifiers	Batch	Extracted	Samp Size	Analyzed	Dilution
PFBS	13.4	0.938	2.62	4.19		B8A0134	24-Jan-18	0.239 L	01-Feb-18 14:53	1
PFHxA	232	1.14	2.62	4.19		B8A0134	24-Jan-18	0.239 L	01-Feb-18 14:53	1
PFHpA	257	0.310	2.62	4.19		B8A0134	24-Jan-18	0.239 L	01-Feb-18 14:53	1
PFHxS	794	0.496	2.62	4.19		B8A0134	24-Jan-18	0.239 L	01-Feb-18 14:53	1
PFOA	649	0.341	2.62	4.19		B8A0134	24-Jan-18	0.239 L	01-Feb-18 14:53	1
PFOS	41.6	0.423	2.62	4.19		B8A0134	24-Jan-18	0.239 L	01-Feb-18 14:53	1
PFNA	432	0.424	2.62	4.19		B8A0134	24-Jan-18	0.239 L	01-Feb-18 14:53	1
PFDA	ND	0.781	2.62	4.19		B8A0134	24-Jan-18	0.239 L	01-Feb-18 14:53	1
MeFOSAA	ND	0.864	2.62	4.19		B8A0134	24-Jan-18	0.239 L	01-Feb-18 14:53	1
PFUnA	ND	0.550	2.62	4.19		B8A0134	24-Jan-18	0.239 L	01-Feb-18 14:53	1
EtFOSAA	ND	0.718	2.62	4.19		B8A0134	24-Jan-18	0.239 L	01-Feb-18 14:53	1
PFDoA	ND	0.415	2.62	4.19		B8A0134	24-Jan-18	0.239 L	01-Feb-18 14:53	1
PFTrDA	ND	0.259	2.62	4.19		B8A0134	24-Jan-18	0.239 L	01-Feb-18 14:53	1
PFTeDA	ND	0.396	2.62	4.19		B8A0134	24-Jan-18	0.239 L	01-Feb-18 14:53	1

Labeled Standards	Type	% Recovery	Limits	Qualifiers	Batch	Extracted	Samp Size	Analyzed	Dilution
13C3-PFBS	IS	101	50 - 150		B8A0134	24-Jan-18	0.239 L	01-Feb-18 14:53	1
13C2-PFHxA	IS	92.1	50 - 150		B8A0134	24-Jan-18	0.239 L	01-Feb-18 14:53	1
13C4-PFHpA	IS	98.2	50 - 150		B8A0134	24-Jan-18	0.239 L	01-Feb-18 14:53	1
18O2-PFHxS	IS	106	50 - 150		B8A0134	24-Jan-18	0.239 L	01-Feb-18 14:53	1
13C2-PFOA	IS	95.1	50 - 150		B8A0134	24-Jan-18	0.239 L	01-Feb-18 14:53	1
13C8-PFOS	IS	83.4	50 - 150		B8A0134	24-Jan-18	0.239 L	01-Feb-18 14:53	1
13C5-PFNA	IS	72.4	50 - 150		B8A0134	24-Jan-18	0.239 L	01-Feb-18 14:53	1
13C2-PFDA	IS	75.6	50 - 150		B8A0134	24-Jan-18	0.239 L	01-Feb-18 14:53	1
d3-MeFOSAA	IS	77.1	50 - 150		B8A0134	24-Jan-18	0.239 L	01-Feb-18 14:53	1
13C2-PFUnA	IS	76.9	50 - 150		B8A0134	24-Jan-18	0.239 L	01-Feb-18 14:53	1
d5-EtFOSAA	IS	78.4	50 - 150		B8A0134	24-Jan-18	0.239 L	01-Feb-18 14:53	1
13C2-PFDoA	IS	67.1	50 - 150		B8A0134	24-Jan-18	0.239 L	01-Feb-18 14:53	1
13C2-PFTeDA	IS	45.9	50 - 150	H	B8A0134	24-Jan-18	0.239 L	01-Feb-18 14:53	1

DL - Detection Limit
LOD - Limit of Detection
LOQ - Limit of quantitation
LCL-UCL- Lower control limit - upper control limit
Results reported to the DL.
When reported, PFHxS, PFOA and PFOS include both linear and branched isomers.
Only the linear isomer is reported for all other analytes.

Sample ID: FT-TW507-1924

Modified EPA Method 537

Name:	Tetra Tech	Lab Sample:	B8A0134-MS1/B8A0134-MSD1	Source Lab Sample:	1800153-01
Project:	112G08005-WE05	QC Batch:	B8A0134	Date Extracted:	24-Jan-18
Matrix:	Aqueous	Samp Size:	0.222/0.234 L	Column:	BEH C18

Analyte	Sample (ng/L)	MS (ng/L)	MS Spike Amt	MS % Rec	MS Quals	MSD (ng/L)	MSD Spike Amt	MSD % Rec	RPD	MSD Quals	%Rec Limits	RPD Limits	MS Analyzed	MS Dil	MSD Analyzed	MSD Dil
PFBS	13.4	63.8	45.0	112		64.4	42.8	119	6.06		70-130	30	01-Feb-18 13:44	1	01-Feb-18 13:55	1
PFHxA	232	259	45.0	59.4	H	244	42.8	28.1	71.5	H	70-130	30	01-Feb-18 13:44	1	01-Feb-18 13:55	1
PFHpA	257	322	45.0	145	H	290	42.8	79.3	58.6	H	70-130	30	01-Feb-18 13:44	1	01-Feb-18 13:55	1
PFHxS	794	954	45.0	354	H	895	42.8	236	40.0	H	70-130	30	01-Feb-18 13:44	1	01-Feb-18 13:55	1
PFOA	649	607	45.0	-91.7	H	646	42.8	-6.09	175	H	70-130	30	01-Feb-18 13:44	1	01-Feb-18 13:55	1
PFOS	41.6	55.8	45.0	31.6	H	51.6	42.8	23.4	29.8	H	70-130	30	01-Feb-18 13:44	1	01-Feb-18 13:55	1
PFNA	432	497	45.0	144	H	536	42.8	243	51.2	H	70-130	30	01-Feb-18 13:44	1	01-Feb-18 13:55	1
PFDA	ND	47.0	45.0	104		43.1	42.8	101	2.93		70-130	30	01-Feb-18 13:44	1	01-Feb-18 13:55	1
MeFOSAA	ND	43.0	45.0	95.5		43.6	42.8	102	6.58		70-130	30	01-Feb-18 13:44	1	01-Feb-18 13:55	1
PFUnA	ND	41.6	45.0	92.5		43.3	42.8	101	8.79		70-130	30	01-Feb-18 13:44	1	01-Feb-18 13:55	1
EtFOSAA	ND	45.2	45.0	100		49.7	42.8	116	14.8		70-130	30	01-Feb-18 13:44	1	01-Feb-18 13:55	1
PFDoA	ND	43.6	45.0	96.8		35.6	42.8	83.1	15.2		70-130	30	01-Feb-18 13:44	1	01-Feb-18 13:55	1
PFTrDA	ND	42.6	45.0	94.7		39.6	42.8	92.5	2.35		60-130	30	01-Feb-18 13:44	1	01-Feb-18 13:55	1
PFTeDA	ND	45.7	45.0	102		46.7	42.8	109	6.64		70-130	30	01-Feb-18 13:44	1	01-Feb-18 13:55	1

Labeled Standards	Type	MS % Rec	MS Quals	MSD % Rec	MSD Quals	Limits	MS Analyzed	MS Dil	MSD Analyzed	MSD Dil
13C3-PFBS	IS	104		98.7		50-150	01-Feb-18 13:44	1	01-Feb-18 13:55	1
13C2-PFHxA	IS	95.8		95.1		50-150	01-Feb-18 13:44	1	01-Feb-18 13:55	1
13C4-PFHpA	IS	93.4		105		50-150	01-Feb-18 13:44	1	01-Feb-18 13:55	1
18O2-PFHxS	IS	92.6		103		50-150	01-Feb-18 13:44	1	01-Feb-18 13:55	1
13C2-PFOA	IS	96.6		85.8		50-150	01-Feb-18 13:44	1	01-Feb-18 13:55	1
13C8-PFOS	IS	94.8		99.0		50-150	01-Feb-18 13:44	1	01-Feb-18 13:55	1
13C5-PFNA	IS	100		89.8		50-150	01-Feb-18 13:44	1	01-Feb-18 13:55	1
13C2-PFDA	IS	89.4		84.2		50-150	01-Feb-18 13:44	1	01-Feb-18 13:55	1
d3-MeFOSAA	IS	76.7		105		50-150	01-Feb-18 13:44	1	01-Feb-18 13:55	1
13C2-PFUnA	IS	88.0		112		50-150	01-Feb-18 13:44	1	01-Feb-18 13:55	1
d5-EtFOSAA	IS	86.0		98.1		50-150	01-Feb-18 13:44	1	01-Feb-18 13:55	1
13C2-PFDoA	IS	86.7		101		50-150	01-Feb-18 13:44	1	01-Feb-18 13:55	1
13C2-PFTeDA	IS	61.9		87.9		50-150	01-Feb-18 13:44	1	01-Feb-18 13:55	1

Vista Analytical Laboratory

Sample ID: FT-TW510-1520

Modified EPA Method 537

Client Data

Name: Tetra Tech
Project: 112G08005-WE05
SDG: WE05

Matrix: Groundwater
Date Collected: 18-Jan-18 08:15

Laboratory Data

Lab Sample: 1800153-02
Date Received: 19-Jan-18 09:28

Column: BEH C18

Analyte	Conc. (ng/L)	DL	LOD	LOQ	Qualifiers	Batch	Extracted	Samp Size	Analyzed	Dilution
PFBS	12.0	0.911	2.55	4.06		B8A0134	24-Jan-18	0.245 L	01-Feb-18 15:04	1
PFHxA	457	1.11	2.55	4.06		B8A0134	24-Jan-18	0.245 L	01-Feb-18 15:04	1
PFHpA	332	0.301	2.55	4.06		B8A0134	24-Jan-18	0.245 L	01-Feb-18 15:04	1
PFHxS	4160	2.41	12.8	20.4	D	B8A0134	24-Jan-18	0.245 L	05-Feb-18 14:45	5
PFOA	2200	1.77	12.8	20.4	D	B8A0134	24-Jan-18	0.245 L	05-Feb-18 14:45	5
PFOS	972	0.411	2.55	4.06		B8A0134	24-Jan-18	0.245 L	01-Feb-18 15:04	1
PFNA	ND	0.412	2.55	4.06		B8A0134	24-Jan-18	0.245 L	01-Feb-18 15:04	1
PFDA	60.7	0.659	2.55	4.06		B8A0134	24-Jan-18	0.245 L	01-Feb-18 15:04	1
MeFOSAA	ND	0.840	2.55	4.06		B8A0134	24-Jan-18	0.245 L	01-Feb-18 15:04	1
PFUnA	28.8	0.535	2.55	4.06		B8A0134	24-Jan-18	0.245 L	01-Feb-18 15:04	1
EtFOSAA	ND	0.798	2.55	4.06		B8A0134	24-Jan-18	0.245 L	01-Feb-18 15:04	1
PFDoA	ND	0.403	2.55	4.06		B8A0134	24-Jan-18	0.245 L	01-Feb-18 15:04	1
PFTrDA	ND	0.252	2.55	4.06		B8A0134	24-Jan-18	0.245 L	01-Feb-18 15:04	1
PFTeDA	ND	0.384	2.55	4.06		B8A0134	24-Jan-18	0.245 L	01-Feb-18 15:04	1

Labeled Standards	Type	% Recovery	Limits	Qualifiers	Batch	Extracted	Samp Size	Analyzed	Dilution
13C3-PFBS	IS	103	50 - 150		B8A0134	24-Jan-18	0.245 L	01-Feb-18 15:04	1
13C2-PFHxA	IS	98.1	50 - 150		B8A0134	24-Jan-18	0.245 L	01-Feb-18 15:04	1
13C4-PFHpA	IS	96.4	50 - 150		B8A0134	24-Jan-18	0.245 L	01-Feb-18 15:04	1
18O2-PFHxS	IS	80.9	50 - 150	D	B8A0134	24-Jan-18	0.245 L	05-Feb-18 14:45	5
13C2-PFOA	IS	98.3	50 - 150	D	B8A0134	24-Jan-18	0.245 L	05-Feb-18 14:45	5
13C8-PFOS	IS	95.3	50 - 150		B8A0134	24-Jan-18	0.245 L	01-Feb-18 15:04	1
13C5-PFNA	IS	92.2	50 - 150		B8A0134	24-Jan-18	0.245 L	01-Feb-18 15:04	1
13C2-PFDA	IS	67.0	50 - 150		B8A0134	24-Jan-18	0.245 L	01-Feb-18 15:04	1
d3-MeFOSAA	IS	65.0	50 - 150		B8A0134	24-Jan-18	0.245 L	01-Feb-18 15:04	1
13C2-PFUnA	IS	80.7	50 - 150		B8A0134	24-Jan-18	0.245 L	01-Feb-18 15:04	1
d5-EtFOSAA	IS	80.3	50 - 150		B8A0134	24-Jan-18	0.245 L	01-Feb-18 15:04	1
13C2-PFDoA	IS	69.9	50 - 150		B8A0134	24-Jan-18	0.245 L	01-Feb-18 15:04	1
13C2-PFTeDA	IS	68.9	50 - 150		B8A0134	24-Jan-18	0.245 L	01-Feb-18 15:04	1

DL - Detection Limit
LOD - Limit of Detection
LOQ - Limit of quantitation
LCL-UCL- Lower control limit - upper control limit
Results reported to the DL.
When reported, PFHxS, PFOA and PFOS include both linear and branched isomers.
Only the linear isomer is reported for all other analytes.

Sample ID: FT-TW511-1722 **Modified EPA Method 537**

Client Data

Name: Tetra Tech
Project: 112G08005-WE05
SDG: WE05

Matrix: Groundwater
Date Collected: 18-Jan-18 0R:18

Laboratory Data

Lab Sample: 1800153-03
Date v ecei9ed: 1R-Jan-18 0R:28

Column: BEH C18

Analyte	Conc. (ng/L)	DL	LOD	LOQ	Qualifiers	Batch	Extracted	Samp Size	Analyzed	Dilution
PFBS	2.01	0.R22	2.54	6.12	J	B87 0136	26-Jan-18	0.263 L	01-Feb-18 15:1A	1
PFHx7	104	1.12	2.54	6.12		B87 0136	26-Jan-18	0.263 L	01-Feb-18 15:1A	1
PFHp7	16A	0.306	2.54	6.12		B87 0136	26-Jan-18	0.263 L	01-Feb-18 15:1A	1
PFHxS	2A0	0.688	2.54	6.12		B87 0136	26-Jan-18	0.263 L	01-Feb-18 15:1A	1
PFO7	1130	0.335	2.54	6.12		B87 0136	26-Jan-18	0.263 L	01-Feb-18 15:1A	1
PFOS	A2.2	0.61A	2.54	6.12		B87 0136	26-Jan-18	0.263 L	01-Feb-18 15:1A	1
PFN7	1050	0.614	2.54	6.12		B87 0136	26-Jan-18	0.263 L	01-Feb-18 15:1A	1
PFD7	AR5	0.4A8	2.54	6.12		B87 0136	26-Jan-18	0.263 L	01-Feb-18 15:1A	1
MeFOS7 7	ND	0.850	2.54	6.12		B87 0136	26-Jan-18	0.263 L	01-Feb-18 15:1A	1
PFUn7	R46	0.561	2.54	6.12		B87 0136	26-Jan-18	0.263 L	01-Feb-18 15:1A	1
EtFOS7 7	ND	0.40A	2.54	6.12		B87 0136	26-Jan-18	0.263 L	01-Feb-18 15:1A	1
PFDo7	ND	0.608	2.54	6.12		B87 0136	26-Jan-18	0.263 L	01-Feb-18 15:1A	1
PFTrD7	ND	0.256	2.54	6.12		B87 0136	26-Jan-18	0.263 L	01-Feb-18 15:1A	1
PFTeD7	ND	0.38R	2.54	6.12		B87 0136	26-Jan-18	0.263 L	01-Feb-18 15:1A	1

Labeled Standards	Type	% Recovery	Limits	Qualifiers	Batch	Extracted	Samp Size	Analyzed	Dilution
13C3-PFBS	IS	84.R	50 - 150		B87 0136	26-Jan-18	0.263 L	01-Feb-18 15:1A	1
13C2-PFHx7	IS	R3.0	50 - 150		B87 0136	26-Jan-18	0.263 L	01-Feb-18 15:1A	1
13C6-PFHp7	IS	RR.8	50 - 150		B87 0136	26-Jan-18	0.263 L	01-Feb-18 15:1A	1
18O2-PFHxS	IS	88.R	50 - 150		B87 0136	26-Jan-18	0.263 L	01-Feb-18 15:1A	1
13C2-PFO7	IS	100	50 - 150		B87 0136	26-Jan-18	0.263 L	01-Feb-18 15:1A	1
13C8-PFOS	IS	R5.6	50 - 150		B87 0136	26-Jan-18	0.263 L	01-Feb-18 15:1A	1
13C5-PFN7	IS	86.4	50 - 150		B87 0136	26-Jan-18	0.263 L	01-Feb-18 15:1A	1
13C2-PFD7	IS	45.R	50 - 150		B87 0136	26-Jan-18	0.263 L	01-Feb-18 15:1A	1
d3-MeFOS7 7	IS	AR.8	50 - 150		B87 0136	26-Jan-18	0.263 L	01-Feb-18 15:1A	1
13C2-PFUn7	IS	45.A	50 - 150		B87 0136	26-Jan-18	0.263 L	01-Feb-18 15:1A	1
d5-EtFOS7 7	IS	85.5	50 - 150		B87 0136	26-Jan-18	0.263 L	01-Feb-18 15:1A	1
13C2-PFDo7	IS	44.5	50 - 150		B87 0136	26-Jan-18	0.263 L	01-Feb-18 15:1A	1
13C2-PFTeD7	IS	AA3	50 - 150		B87 0136	26-Jan-18	0.263 L	01-Feb-18 15:1A	1

DL - Detection Limit
LOD - Limit of Detection
LOQ - Limit of quantitation
LCL-UCL- Lower control limit - upper control limit
v esults reported to the DL.

When reported, PFHxS, PFO7 and PFOS include both linear and branched isomers.
Only the linear isomer is reported for all other analytes.

Vista Analytical Laboratory

Sample ID: FT-TW510-2L25

d rf iEef PAh d et3rf 507

Client Data

Name: hetra hecu
Project: 112G08005-WE05
SDG: WE05

Matrix: GronBdJ ater
Date Collected: 18-RaB-18 0v:50

baoryatryMData

Lab Sample: 1800153-0T
Date 9 eceiFed: 1v-RaB-18 0v:28

ColnmB: HEw C18

h nalMe	Crnc. (ng/b)	Db	bOD	bOQ	QualiEeys	Batc3	Pxtyactef	Samp Size	h nalMef	Dilutirn
P. HS	345T	04v56	245A	T42A	R	H87 013T	2T-RaB-18	0423T L	01-. eb-18 15:2A	1
P. wx7	vv48	1416	245A	T42A		H87 013T	2T-RaB-18	0423T L	01-. eb-18 15:2A	1
P. wp7	6042	0436	245A	T42A		H87 013T	2T-RaB-18	0423T L	01-. eb-18 15:2A	1
P. wxS	10A	0506	245A	T42A		H87 013T	2T-RaB-18	0423T L	01-. eb-18 15:2A	1
P. O7	132	043T8	245A	T42A		H87 013T	2T-RaB-18	0423T L	01-. eb-18 15:2A	1
P. OS	14TA	041T31	245A	T42A	R	H87 013T	2T-RaB-18	0423T L	01-. eb-18 15:2A	1
P. N7	1346	041T33	245A	T42A		H87 013T	2T-RaB-18	0423T L	01-. eb-18 15:2A	1
P. D7	ND	04Av6	245A	T42A		H87 013T	2T-RaB-18	0423T L	01-. eb-18 15:2A	1
Me. OS7 7	ND	0488 2	245A	T42A		H87 013T	2T-RaB-18	0423T L	01-. eb-18 15:2A	1
P. UB7	ND	0456 1	245A	T42A		H87 013T	2T-RaB-18	0423T L	01-. eb-18 15:2A	1
Et. OS7 7	ND	04A32	245A	T42A		H87 013T	2T-RaB-18	0423T L	01-. eb-18 15:2A	1
P. Do7	ND	041T23	245A	T42A		H87 013T	2T-RaB-18	0423T L	01-. eb-18 15:2A	1
P. hrD7	ND	0426T	245A	T42A		H87 013T	2T-RaB-18	0423T L	01-. eb-18 15:2A	1
P. heD7	ND	041T03	245A	T42A		H87 013T	2T-RaB-18	0423T L	01-. eb-18 15:2A	1

b aoelef Stanf ayf s	TMpe	% RecrveyM	bimits	QualiEeys	Batc3	Pxtyactef	Samp Size	h nalMef	Dilutirn
13C3-P. HS	IS	10A	50 - 150		H87 013T	2T-RaB-18	0423T L	01-. eb-18 15:2A	1
13C2-P. wx7	IS	111	50 - 150		H87 013T	2T-RaB-18	0423T L	01-. eb-18 15:2A	1
13CT-P. wp7	IS	113	50 - 150		H87 013T	2T-RaB-18	0423T L	01-. eb-18 15:2A	1
18O2-P. wxS	IS	814A	50 - 150		H87 013T	2T-RaB-18	0423T L	01-. eb-18 15:2A	1
13C2-P. O7	IS	v346	50 - 150		H87 013T	2T-RaB-18	0423T L	01-. eb-18 15:2A	1
13C8-P. OS	IS	8v4v	50 - 150		H87 013T	2T-RaB-18	0423T L	01-. eb-18 15:2A	1
13C5-P. N7	IS	A64A	50 - 150		H87 013T	2T-RaB-18	0423T L	01-. eb-18 15:2A	1
13C2-P. D7	IS	8643	50 - 150		H87 013T	2T-RaB-18	0423T L	01-. eb-18 15:2A	1
d3-Me. OS7 7	IS	5148	50 - 150		H87 013T	2T-RaB-18	0423T L	01-. eb-18 15:2A	1
13C2-P. UB7	IS	Av45	50 - 150		H87 013T	2T-RaB-18	0423T L	01-. eb-18 15:2A	1
d5-Et. OS7 7	IS	5040	50 - 150		H87 013T	2T-RaB-18	0423T L	01-. eb-18 15:2A	1
13C2-P. Do7	IS	A548	50 - 150		H87 013T	2T-RaB-18	0423T L	01-. eb-18 15:2A	1
13C2-P. heD7	IS	T242	50 - 150	w	H87 013T	2T-RaB-18	0423T L	01-. eb-18 15:2A	1

DL - DetectioB Limit

LOD - Limit of DetectioB
LOQ - Limit of qnaBtitatioB

LCL-UCL- LoJ er coBtrol limit - npper coBtrol limit
9 esnlts reported to tue DL4

WueB reported, P. wxS, P. O7 aBd P. OS iBclnde botu liBear aBd braBcued isomers4
OBly tue liBear isomer is reported for all otuer aBalytes4

Sample ID: FT-Dup03-20180118

Modified EPA Method 537

Client Data

Name: Tetra Tech
Project: 112G08005-WE05
SDG: WE05

Matrix: Groundwater
Date Collected: 18-Jan-18 08:00

Laboratory Data

Lab Sample: 1800153-05
Date Received: 19-Jan-18 09:28

Column: BEH C18

Analyte	Conc. (ng/L)	DL	LOD	LOQ	Qualifiers	Batch	Extracted	Samp Size	Analyzed	Dilution
PFBS	11.9	0.898	2.51	4.01		B8A0134	24-Jan-18	0.249 L	01-Feb-18 16:09	1
PFHxA	455	1.09	2.51	4.01		B8A0134	24-Jan-18	0.249 L	01-Feb-18 16:09	1
PFHpA	303	0.296	2.51	4.01		B8A0134	24-Jan-18	0.249 L	01-Feb-18 16:09	1
PFHxS	3550	2.38	12.6	20.1	D	B8A0134	24-Jan-18	0.249 L	05-Feb-18 14:56	5
PF7 A	2520	1.63	12.6	20.1	D	B8A0134	24-Jan-18	0.249 L	05-Feb-18 14:56	5
PF7 S	9OO	0.405	2.51	4.01		B8A0134	24-Jan-18	0.249 L	01-Feb-18 16:09	1
PFNA	ND	0.406	2.51	4.01		B8A0134	24-Jan-18	0.249 L	01-Feb-18 16:09	1
PFDA	O8.0	0.O4O	2.51	4.01		B8A0134	24-Jan-18	0.249 L	01-Feb-18 16:09	1
MeF7 SAA	ND	0.828	2.51	4.01		B8A0134	24-Jan-18	0.249 L	01-Feb-18 16:09	1
PFUnA	21.1	0.52O	2.51	4.01		B8A0134	24-Jan-18	0.249 L	01-Feb-18 16:09	1
EtF7 SAA	ND	0.68O	2.51	4.01		B8A0134	24-Jan-18	0.249 L	01-Feb-18 16:09	1
PFDoA	0.442	0.39O	2.51	4.01	J	B8A0134	24-Jan-18	0.249 L	01-Feb-18 16:09	1
PFTrDA	ND	0.248	2.51	4.01		B8A0134	24-Jan-18	0.249 L	01-Feb-18 16:09	1
PFTeDA	ND	0.3O9	2.51	4.01		B8A0134	24-Jan-18	0.249 L	01-Feb-18 16:09	1

Labeled Standards	Type	% Recovery	Limits	Qualifiers	Batch	Extracted	Samp Size	Analyzed	Dilution
13C3-PFBS	IS	104	50 - 150		B8A0134	24-Jan-18	0.249 L	01-Feb-18 16:09	1
13C2-PFHxA	IS	98.8	50 - 150		B8A0134	24-Jan-18	0.249 L	01-Feb-18 16:09	1
13C4-PFHpA	IS	108	50 - 150		B8A0134	24-Jan-18	0.249 L	01-Feb-18 16:09	1
187 2-PFHxS	IS	103	50 - 150	D	B8A0134	24-Jan-18	0.249 L	05-Feb-18 14:56	5
13C2-PF7 A	IS	116	50 - 150	D	B8A0134	24-Jan-18	0.249 L	05-Feb-18 14:56	5
13C8-PF7 S	IS	95.1	50 - 150		B8A0134	24-Jan-18	0.249 L	01-Feb-18 16:09	1
13C5-PFNA	IS	95.9	50 - 150		B8A0134	24-Jan-18	0.249 L	01-Feb-18 16:09	1
13C2-PFDA	IS	88.8	50 - 150		B8A0134	24-Jan-18	0.249 L	01-Feb-18 16:09	1
d3-MeF7 SAA	IS	O6.4	50 - 150		B8A0134	24-Jan-18	0.249 L	01-Feb-18 16:09	1
13C2-PFUnA	IS	92.5	50 - 150		B8A0134	24-Jan-18	0.249 L	01-Feb-18 16:09	1
d5-EtF7 SAA	IS	80.8	50 - 150		B8A0134	24-Jan-18	0.249 L	01-Feb-18 16:09	1
13C2-PFDoA	IS	80.6	50 - 150		B8A0134	24-Jan-18	0.249 L	01-Feb-18 16:09	1
13C2-PFTeDA	IS	O4.0	50 - 150		B8A0134	24-Jan-18	0.249 L	01-Feb-18 16:09	1

DL - Detection Limit

L7 D - Limit of Detection
L7 Q - Limit of quantitation

LCL-UCL- Lower control limit - upper control limit
Results reported to the DL.

When reported, PFHxS, PF7 A and PF7 S include both linear and branched isomers.
7 nly the linear isomer is reported for all other analytes.

Sample ID: FT-TW507-1924-FLb

f yEiHeE Ah3 f etcyE 5. 7

Client Data

Name: hetra hecu
Project: 112G08005-WE05
SDG: WE05

Matrix: J C Water
Date Collected: 18-RaB-18 10:30

o ar yMatyMd Data

Lab Sample: 1800153-0T
Date v ecei9ed: 1F-RaB-18 0F:28

ColnmB: HEw C18

3 naldte	Cyn(g/n) Qu	Do	o x D	o x s	s zaliHeMO	b at(c	A%6Ma(teE	Samp SiBe	3 naldBeE	Dilz tiyn
P. HS	ND	04882	246T	34F6		H8A0136	26-RaB-18	04256 L	01-. eb-18 1T:20	1
P. wxA	ND	1407	246T	34F6		H8A0136	26-RaB-18	04256 L	01-. eb-18 1T:20	1
P. wpA	ND	042F1	246T	34F6		H8A0136	26-RaB-18	04256 L	01-. eb-18 1T:20	1
P. wxS	ND	0467T7	246T	34F6		H8A0136	26-RaB-18	04256 L	01-. eb-18 1T:20	1
P. OA	ND	04821	246T	34F6		H8A0136	26-RaB-18	04256 L	01-. eb-18 1T:20	1
P. OS	ND	04BF8	246T	34F6		H8A0136	26-RaB-18	04256 L	01-. eb-18 1T:20	1
P. NA	ND	04BFF	246T	34F6		H8A0136	26-RaB-18	04256 L	01-. eb-18 1T:20	1
P. DA	ND	04736	246T	34F6		H8A0136	26-RaB-18	04256 L	01-. eb-18 1T:20	1
Me. OSAA	ND	04813	246T	34F6		H8A0136	26-RaB-18	04256 L	01-. eb-18 1T:20	1
P. UBA	ND	04517	246T	34F6		H8A0136	26-RaB-18	04256 L	01-. eb-18 1T:20	1
Et. OSAA	ND	041T75	246T	34F6		H8A0136	26-RaB-18	04256 L	01-. eb-18 1T:20	1
P. DoA	ND	04BF0	246T	34F6		H8A0136	26-RaB-18	04256 L	01-. eb-18 1T:20	1
P. hrDA	ND	04263	246T	34F6		H8A0136	26-RaB-18	04256 L	01-. eb-18 1T:20	1
P. heDA	ND	04B72	246T	34F6		H8A0136	26-RaB-18	04256 L	01-. eb-18 1T:20	1

o ar eleE StanEaMO	Tdpe	R Le(yveMd	o imitO	s zaliHeMO	b at(c	A%6Ma(teE	Samp SiBe	3 naldBeE	Dilz tiyn
13C3-P. HS	IS	FT4B	50 - 150		H8A0136	26-RaB-18	04256 L	01-. eb-18 1T:20	1
13C2-P. wxA	IS	F54B	50 - 150		H8A0136	26-RaB-18	04256 L	01-. eb-18 1T:20	1
13C6-P. wpA	IS	105	50 - 150		H8A0136	26-RaB-18	04256 L	01-. eb-18 1T:20	1
18O2-P. wxS	IS	115	50 - 150		H8A0136	26-RaB-18	04256 L	01-. eb-18 1T:20	1
13C2-P. OA	IS	F345	50 - 150		H8A0136	26-RaB-18	04256 L	01-. eb-18 1T:20	1
13C8-P. OS	IS	F640	50 - 150		H8A0136	26-RaB-18	04256 L	01-. eb-18 1T:20	1
13C5-P. NA	IS	FT4T	50 - 150		H8A0136	26-RaB-18	04256 L	01-. eb-18 1T:20	1
13C2-P. DA	IS	T24T	50 - 150		H8A0136	26-RaB-18	04256 L	01-. eb-18 1T:20	1
d3-Me. OSAA	IS	5F41	50 - 150		H8A0136	26-RaB-18	04256 L	01-. eb-18 1T:20	1
13C2-P. UBA	IS	T846	50 - 150		H8A0136	26-RaB-18	04256 L	01-. eb-18 1T:20	1
d5-Et. OSAA	IS	T84T	50 - 150		H8A0136	26-RaB-18	04256 L	01-. eb-18 1T:20	1
13C2-P. DoA	IS	T147	50 - 150		H8A0136	26-RaB-18	04256 L	01-. eb-18 1T:20	1
13C2-P. heDA	IS	574T	50 - 150		H8A0136	26-RaB-18	04256 L	01-. eb-18 1T:20	1

DL - DetectioB Limit

LOD - Limit oQ DetectioB
LOJ - Limit oQ qnaBtitatioB

LCL-UCL- Los er coBtrol limit - npper coBtrol limit
v e, nlt, reported to tue DL4

WueB reportedyP. wxSyP. OA aBd P. OS iBclnde botu liBear aBd braBcued i, omer, 4
OBlf tue liBear i, omer i, reported Q r all otuer aBalf te, 4

Sample ID: FT-EB01-20180116

Modified EPA Method 537

Client Data

Name: hetra hecu
Project: 112G08005-WE05
SDG: WE05

Matrix: J C Water
Date Collected: 1R-vaB-18 1R:00

Laboratory Data

Lab Sample: 1800153-0T
Date 9 eceiFed: 1. -vaB-18 0. :28

ColnmB: HEw C18

Analyte	Conc. (ng/L)	DL	LOD	LOQ	Qualifiers	Batch	Extracted	Samp Size	Analyzed	Dilution
P4HS	ND	068 80	26AR	36 3		H87 013A	2A-vaB-18	0625AL	01-4eb-18 1R:32	1
P4wx7	ND	160T	26AR	36 3		H87 013A	2A-vaB-18	0625AL	01-4eb-18 1R:32	1
P4wp7	ND	062. 0	26AR	36 3		H87 013A	2A-vaB-18	0625AL	01-4eb-18 1R:32	1
P4wxS	ND	06AR5	26AR	36 3		H87 013A	2A-vaB-18	0625AL	01-4eb-18 1R:32	1
P4O7	ND	0620	26AR	36 3		H87 013A	2A-vaB-18	0625AL	01-4eb-18 1R:32	1
P4OS	ND	063. T	26AR	36 3		H87 013A	2A-vaB-18	0625AL	01-4eb-18 1R:32	1
P4N7	ND	063. 8	26AR	36 3		H87 013A	2A-vaB-18	0625AL	01-4eb-18 1R:32	1
P4D7	ND	061 32	26AR	36 3		H87 013A	2A-vaB-18	0625AL	01-4eb-18 1R:32	1
Me4OS7 7	ND	0611	26AR	36 3		H87 013A	2A-vaB-18	0625AL	01-4eb-18 1R:32	1
P4UB7	163A	0651R	26AR	36 3	v	H87 013A	2A-vaB-18	0625AL	01-4eb-18 1R:32	1
Et4OS7 7	ND	06RT3	26AR	36 3		H87 013A	2A-vaB-18	0625AL	01-4eb-18 1R:32	1
P4Do7	ND	0638.	26AR	36 3		H87 013A	2A-vaB-18	0625AL	01-4eb-18 1R:32	1
P4hrD7	ND	062A3	26AR	36 3		H87 013A	2A-vaB-18	0625AL	01-4eb-18 1R:32	1
P4heD7	ND	063T1	26AR	36 3		H87 013A	2A-vaB-18	0625AL	01-4eb-18 1R:32	1

Labeled Standards	Type	% Recovery	Limits	Qualifiers	Batch	Extracted	Samp Size	Analyzed	Dilution
13C3-P4HS	IS	. T60	50 - 150		H87 013A	2A-vaB-18	0625AL	01-4eb-18 1R:32	1
13C2-P4wx7	IS	. 068	50 - 150		H87 013A	2A-vaB-18	0625AL	01-4eb-18 1R:32	1
13CA-P4wp7	IS	. 26A	50 - 150		H87 013A	2A-vaB-18	0625AL	01-4eb-18 1R:32	1
18O2-P4wxS	IS	. 865	50 - 150		H87 013A	2A-vaB-18	0625AL	01-4eb-18 1R:32	1
13C2-P4O7	IS	. . 6	50 - 150		H87 013A	2A-vaB-18	0625AL	01-4eb-18 1R:32	1
13C8-P4OS	IS	10R	50 - 150		H87 013A	2A-vaB-18	0625AL	01-4eb-18 1R:32	1
13C5-P4N7	IS	T863	50 - 150		H87 013A	2A-vaB-18	0625AL	01-4eb-18 1R:32	1
13C2-P4D7	IS	103	50 - 150		H87 013A	2A-vaB-18	0625AL	01-4eb-18 1R:32	1
d3-Me4OS7 7	IS	R566	50 - 150		H87 013A	2A-vaB-18	0625AL	01-4eb-18 1R:32	1
13C2-P4UB7	IS	TA6R	50 - 150		H87 013A	2A-vaB-18	0625AL	01-4eb-18 1R:32	1
d5-Et4OS7 7	IS	T262	50 - 150		H87 013A	2A-vaB-18	0625AL	01-4eb-18 1R:32	1
13C2-P4Do7	IS	T56R	50 - 150		H87 013A	2A-vaB-18	0625AL	01-4eb-18 1R:32	1
13C2-P4heD7	IS	R868	50 - 150		H87 013A	2A-vaB-18	0625AL	01-4eb-18 1R:32	1

DL - DetectioB Limit
LOD - Limit oQ DetectioB
LOJ - Limit oQ qnaBtitatioB
LCL-UCL- Los er coBtrol limit - npper coBtrol limit
9 e, nlt, reported to tue DL6
WueB reportedyP4wxSyP4O7 aBd P4OS iBclnde botu liBear aBd braBcued i, omer, 6
OBlf tue liBear i, omer i, reported Qor all otuer aBalf te, 6

Sample ID: FT-u0 32-2318311L **d rf iEief u PA d ethrf 57L**

Client Data				baoryatryMData			
Name:	Tetra Tech	Matrix:	wC Water	Lab Sample:	1800153-08	Column:	BEH C18
Project:	112G08005-WE05	Date Collected:	1J-Ran-18 11:05	Date v ecei9ed:	1F-Ran-18 0F:28		
SDG:	WE05						

AnalMe	Crnc. (ng/b)	Db	bBD	bBQ	QsaliEieyz	0 atch	u xtyactef	Samp SiOe	AnalMOef	Dils tirn
P. BS	ND	04868	24A2	3488		B87 013A	2A-Ran-18	04258 L	01-. eb-18 16:A3	1
P. Hx7	ND	1406	24A2	3488		B87 013A	2A-Ran-18	04258 L	01-. eb-18 16:A3	1
P. Hp7	ND	04286	24A2	3488		B87 013A	2A-Ran-18	04258 L	01-. eb-18 16:A3	1
P. HxS	ND	04A5F	24A2	3488		B87 013A	2A-Ran-18	04258 L	01-. eb-18 16:A3	1
P. O7	ND	04316	24A2	3488		B87 013A	2A-Ran-18	04258 L	01-. eb-18 16:A3	1
P. OS	ND	043F1	24A2	3488		B87 013A	2A-Ran-18	04258 L	01-. eb-18 16:A3	1
P. N7	ND	043F3	24A2	3488		B87 013A	2A-Ran-18	04258 L	01-. eb-18 16:A3	1
P. D7	ND	04J22	24A2	3488		B87 013A	2A-Ran-18	04258 L	01-. eb-18 16:A3	1
Me. OS7 7	ND	04800	24A2	3488		B87 013A	2A-Ran-18	04258 L	01-. eb-18 16:A3	1
P. Un7	ND	0450F	24A2	3488		B87 013A	2A-Ran-18	04258 L	01-. eb-18 16:A3	1
Et. OS7 7	ND	0466A	24A2	3488		B87 013A	2A-Ran-18	04258 L	01-. eb-18 16:A3	1
P. Do7	ND	0438A	24A2	3488		B87 013A	2A-Ran-18	04258 L	01-. eb-18 16:A3	1
P. TrD7	ND	0423F	24A2	3488		B87 013A	2A-Ran-18	04258 L	01-. eb-18 16:A3	1
P. TeD7	ND	04366	24A2	3488		B87 013A	2A-Ran-18	04258 L	01-. eb-18 16:A3	1

baoelef Stanf ayf z	TMpe	% RecrveyM	bimitz	QsaliEieyz	0 atch	u xtyactef	Samp SiOe	AnalMOef	Dils tirn
13C3-P. BS	IS	100	50 - 150		B87 013A	2A-Ran-18	04258 L	01-. eb-18 16:A3	1
13C2-P. Hx7	IS	8848	50 - 150		B87 013A	2A-Ran-18	04258 L	01-. eb-18 16:A3	1
13CA-P. Hp7	IS	10A	50 - 150		B87 013A	2A-Ran-18	04258 L	01-. eb-18 16:A3	1
18O2-P. HxS	IS	103	50 - 150		B87 013A	2A-Ran-18	04258 L	01-. eb-18 16:A3	1
13C2-P. O7	IS	F14J	50 - 150		B87 013A	2A-Ran-18	04258 L	01-. eb-18 16:A3	1
13C8-P. OS	IS	FF42	50 - 150		B87 013A	2A-Ran-18	04258 L	01-. eb-18 16:A3	1
13C5-P. N7	IS	FJ46	50 - 150		B87 013A	2A-Ran-18	04258 L	01-. eb-18 16:A3	1
13C2-P. D7	IS	8348	50 - 150		B87 013A	2A-Ran-18	04258 L	01-. eb-18 16:A3	1
d3-Me. OS7 7	IS	JF40	50 - 150		B87 013A	2A-Ran-18	04258 L	01-. eb-18 16:A3	1
13C2-P. Un7	IS	F24J	50 - 150		B87 013A	2A-Ran-18	04258 L	01-. eb-18 16:A3	1
d5-Et. OS7 7	IS	JJ48	50 - 150		B87 013A	2A-Ran-18	04258 L	01-. eb-18 16:A3	1
13C2-P. Do7	IS	814J	50 - 150		B87 013A	2A-Ran-18	04258 L	01-. eb-18 16:A3	1
13C2-P. TeD7	IS	JA42	50 - 150		B87 013A	2A-Ran-18	04258 L	01-. eb-18 16:A3	1

DL - Detection Limit
LOD - Limit oQDetection
LOw - Limit oQquantitation
LCL-UCL- Los er control limit - upper control limit
v e, ult, reported to the DL4
When reportedyP. HxSyP. O7 and P. OS include both linear and branched i, omer, 4
Onlf the linear i, omer i, reported Qor all other analf te, 4

Sample ID: FT-u 0 32-138L388L **d rf iLief u PA d ethrf 527**

Client Data

Name: hetra hecu
Project: 112G08005-WE05
SDG: WE05

Matrix: J C Water
Date Collected: 18-RaB-18 10:00

b aoryatryMData

Lab Sample: 1800153-0T
Date v ecei9ed: 1T-RaB-18 0T:28

ColnmB: HEw C18

AnalMe	Crnc. (ng/b)	Db	b B D	b B Q	Qs aliLeyz	0 atch	u xtyactef	Samp SiQe	AnalMef	Dils tirn
PFHS	ND	0.T55	2.46	A26		H87 013A	2A-RaB-18	0.23AL	01-Feb-18 14:55	1
PFwx7	ND	1.14	2.46	A26		H87 013A	2A-RaB-18	0.23AL	01-Feb-18 14:55	1
PFwp7	ND	0.315	2.46	A26		H87 013A	2A-RaB-18	0.23AL	01-Feb-18 14:55	1
PFwxS	ND	0.505	2.46	A26		H87 013A	2A-RaB-18	0.23AL	01-Feb-18 14:55	1
PFO7	ND	0.3A6	2.46	A26		H87 013A	2A-RaB-18	0.23AL	01-Feb-18 14:55	1
PFOS	ND	0.A30	2.46	A26		H87 013A	2A-RaB-18	0.23AL	01-Feb-18 14:55	1
PFN7	ND	0.A32	2.46	A26		H87 013A	2A-RaB-18	0.23AL	01-Feb-18 14:55	1
PFD7	ND	0.6T5	2.46	A26		H87 013A	2A-RaB-18	0.23AL	01-Feb-18 14:55	1
MeFOS7 7	ND	0.880	2.46	A26		H87 013A	2A-RaB-18	0.23AL	01-Feb-18 14:55	1
PFUB7	ND	0.540	2.46	A26		H87 013A	2A-RaB-18	0.23AL	01-Feb-18 14:55	1
EtFOS7 7	ND	0.631	2.46	A26		H87 013A	2A-RaB-18	0.23AL	01-Feb-18 14:55	1
PFDo7	ND	0.A22	2.46	A26		H87 013A	2A-RaB-18	0.23AL	01-Feb-18 14:55	1
PFhrD7	ND	0.24A	2.46	A26		H87 013A	2A-RaB-18	0.23AL	01-Feb-18 14:55	1
PFheD7	ND	0.A03	2.46	A26		H87 013A	2A-RaB-18	0.23AL	01-Feb-18 14:55	1

b aoelef Stanf ayf z	TMpe	% RecrveyM	b imitz	Qs aliLeyz	0 atch	u xtyactef	Samp SiQe	AnalMef	Dils tirn
13C3-PFHS	IS	102	50 - 150		H87 013A	2A-RaB-18	0.23AL	01-Feb-18 14:55	1
13C2-PFwx7	IS	T6.8	50 - 150		H87 013A	2A-RaB-18	0.23AL	01-Feb-18 14:55	1
13CA-PFwp7	IS	T3.3	50 - 150		H87 013A	2A-RaB-18	0.23AL	01-Feb-18 14:55	1
18O2-PFwxS	IS	102	50 - 150		H87 013A	2A-RaB-18	0.23AL	01-Feb-18 14:55	1
13C2-PFO7	IS	T2.3	50 - 150		H87 013A	2A-RaB-18	0.23AL	01-Feb-18 14:55	1
13C8-PFOS	IS	TT.1	50 - 150		H87 013A	2A-RaB-18	0.23AL	01-Feb-18 14:55	1
13C5-PFN7	IS	6T.6	50 - 150		H87 013A	2A-RaB-18	0.23AL	01-Feb-18 14:55	1
13C2-PFD7	IS	6A2	50 - 150		H87 013A	2A-RaB-18	0.23AL	01-Feb-18 14:55	1
d3-MeFOS7 7	IS	56.8	50 - 150		H87 013A	2A-RaB-18	0.23AL	01-Feb-18 14:55	1
13C2-PFUB7	IS	44.5	50 - 150		H87 013A	2A-RaB-18	0.23AL	01-Feb-18 14:55	1
d5-EtFOS7 7	IS	41.3	50 - 150		H87 013A	2A-RaB-18	0.23AL	01-Feb-18 14:55	1
13C2-PFDo7	IS	60.5	50 - 150		H87 013A	2A-RaB-18	0.23AL	01-Feb-18 14:55	1
13C2-PFheD7	IS	5A1	50 - 150		H87 013A	2A-RaB-18	0.23AL	01-Feb-18 14:55	1

DL - DetectioB Limit
LOD - Limit oQ DetectioB
LOJ - Limit oQqnaBtitatioB
LCL-UCL- Los er coBtrol limit - npper coBtrol limit v e, nlt, reported to tue DL.
WueB reportedyPFwxSyPFO7 aBd PFOS iBclnde botu liBear aBd braBcued i, omer, . OBlf tue liBear i, omer i, reported Qor all otuer aBalf te, .

Sample ID: FT-FEB01-20180116

Modified PAh Met5od 37c

Client Data

Name: Tetra Tech
Project: 112G08005-WE05
SDG: WE05

Matrix: wC Water
Date Collected: 1J-Ran-18 1J:05

Laboratory Data

Lab Sample: 1800153-10
Date v ecei9ed: 1F-Ran-18 0F:28

Column: BEH C18

h nalyte	Con. (gn/)LQ	DL	Lx D	Lx u	u s alifierz	Bat. 5	P%6ra. ted	Samp SiQe	h nalyQed	Dils tion
P. BS	ND	04862	24A3	34F0		B87 013A	2A-Ran-18	04256 L	01-. eb-18 16:0J	1
P. Hx7	ND	140J	24A3	34F0		B87 013A	2A-Ran-18	04256 L	01-. eb-18 16:0J	1
P. Hp7	ND	04288	24A3	34F0		B87 013A	2A-Ran-18	04256 L	01-. eb-18 16:0J	1
P. HxS	ND	04AJ1	24A3	34F0		B87 013A	2A-Ran-18	04256 L	01-. eb-18 16:0J	1
P. O7	ND	04316	24A3	34F0		B87 013A	2A-Ran-18	04256 L	01-. eb-18 16:0J	1
P. OS	ND	043F3	24A3	34F0		B87 013A	2A-Ran-18	04256 L	01-. eb-18 16:0J	1
P. N7	ND	043F5	24A3	34F0		B87 013A	2A-Ran-18	04256 L	01-. eb-18 16:0J	1
P. D7	ND	04562J	24A3	34F0		B87 013A	2A-Ran-18	04256 L	01-. eb-18 16:0J	1
Me. OS7 7	ND	04804A	24A3	34F0		B87 013A	2A-Ran-18	04256 L	01-. eb-18 16:0J	1
P. Un7	ND	04511	24A3	34F0		B87 013A	2A-Ran-18	04256 L	01-. eb-18 16:0J	1
Et. OS7 7	ND	04IJ6	24A3	34F0		B87 013A	2A-Ran-18	04256 L	01-. eb-18 16:0J	1
P. Do7	ND	043 8J	24A3	34F0		B87 013A	2A-Ran-18	04256 L	01-. eb-18 16:0J	1
P. TrD7	ND	042A1	24A3	34F0		B87 013A	2A-Ran-18	04256 L	01-. eb-18 16:0J	1
P. TeD7	ND	043J8	24A3	34F0		B87 013A	2A-Ran-18	04256 L	01-. eb-18 16:0J	1

Labeled Standardz	Type	R Ee. overy	Limitz	u s alifierz	Bat. 5	P%6ra. ted	Samp SiQe	h nalyQed	Dils tion
13C3-P. BS	IS	F24I	50 - 150		B87 013A	2A-Ran-18	04256 L	01-. eb-18 16:0J	1
13C2-P. Hx7	IS	FJ42	50 - 150		B87 013A	2A-Ran-18	04256 L	01-. eb-18 16:0J	1
13CA-P. Hp7	IS	110	50 - 150		B87 013A	2A-Ran-18	04256 L	01-. eb-18 16:0J	1
18O2-P. HxS	IS	884A	50 - 150		B87 013A	2A-Ran-18	04256 L	01-. eb-18 16:0J	1
13C2-P. O7	IS	8F4A	50 - 150		B87 013A	2A-Ran-18	04256 L	01-. eb-18 16:0J	1
13C8-P. OS	IS	FJ41	50 - 150		B87 013A	2A-Ran-18	04256 L	01-. eb-18 16:0J	1
13C5-P. N7	IS	8545	50 - 150		B87 013A	2A-Ran-18	04256 L	01-. eb-18 16:0J	1
13C2-P. D7	IS	10F	50 - 150		B87 013A	2A-Ran-18	04256 L	01-. eb-18 16:0J	1
d3-Me. OS7 7	IS	JJ43	50 - 150		B87 013A	2A-Ran-18	04256 L	01-. eb-18 16:0J	1
13C2-P. Un7	IS	8546	50 - 150		B87 013A	2A-Ran-18	04256 L	01-. eb-18 16:0J	1
d5-Et. OS7 7	IS	J842	50 - 150		B87 013A	2A-Ran-18	04256 L	01-. eb-18 16:0J	1
13C2-P. Do7	IS	6545	50 - 150		B87 013A	2A-Ran-18	04256 L	01-. eb-18 16:0J	1
13C2-P. TeD7	IS	5648	50 - 150		B87 013A	2A-Ran-18	04256 L	01-. eb-18 16:0J	1

DL - Detection Limit

LOD - Limit oQDetection
LOw - Limit oQquantitation

LCL-UCL- Los er control limit - upper control limit
v e, ult, reported to the DL4

When reportedyP. HxSyP. O7 and P. OS include both linear and branched i, omer, 4
Onlf the linear i, omer i, reported Qor all other analf te, 4

Sample ID: FT-Fu 0 32-2318311L d rfiEef PAh d et5rf 7cL

Client Data

Name: Tetra Tech
Project: 112G08005-WE05
SDG: WE05

Matrix: wC Water
Date Collected: 1J-Ran-18 11:v0

baoryatryMData

Lab Sample: 1800153-11
Date 9eceiFed: 1. -Ran-18 0. :28

Column: BEH C18

h nalMe	Crn. (gn/)bQ	Db	bx D	bx s	s zaliEeyO	0 at. 5	P%ya. tef	Samp SiBe	h nalMef	Dilztirn
P4BS	ND	06 88	26J	v6v2		B8A0173	27-Ran-18	06227 L	2. -Ran-18 1. :15	1
P4HxA	ND	1620	26J	v6v2		B8A0173	27-Ran-18	06227 L	2. -Ran-18 1. :15	1
P4HpA	ND	06327	26J	v6v2		B8A0173	27-Ran-18	06227 L	2. -Ran-18 1. :15	1
P4HxS	ND	06523	26J	v6v2		B8A0173	27-Ran-18	06227 L	2. -Ran-18 1. :15	1
P4OA	ND	0635.	26J	v6v2		B8A0173	27-Ran-18	06227 L	2. -Ran-18 1. :15	1
P4OS	ND	06vv7	26J	v6v2		B8A0173	27-Ran-18	06227 L	2. -Ran-18 1. :15	1
P4NA	ND	06vvJ	26J	v6v2		B8A0173	27-Ran-18	06227 L	2. -Ran-18 1. :15	1
P4DA	ND	06823	26J	v6v2		B8A0173	27-Ran-18	06227 L	2. -Ran-18 1. :15	1
Me4OSAA	ND	06 11	26J	v6v2		B8A0173	27-Ran-18	06227 L	2. -Ran-18 1. :15	1
P4UnA	ND	06580	26J	v6v2		B8A0173	27-Ran-18	06227 L	2. -Ran-18 1. :15	1
Et4OSAA	ND	06J57	26J	v6v2		B8A0173	27-Ran-18	06227 L	2. -Ran-18 1. :15	1
P4DoA	ND	06v3J	26J	v6v2		B8A0173	27-Ran-18	06227 L	2. -Ran-18 1. :15	1
P4TrDA	ND	062J3	26J	v6v2		B8A0173	27-Ran-18	06227 L	2. -Ran-18 1. :15	1
P4TeDA	ND	06v1J	26J	v6v2		B8A0173	27-Ran-18	06227 L	2. -Ran-18 1. :15	1

baoelef Stanf ayf O	TMpe	R u e. rveyM	bimitO	s zaliEeyO	0 at. 5	P%ya. tef	Samp SiBe	h nalMef	Dilztirn
13C3-P4BS	IS	8J67	50 - 150		B8A0173	27-Ran-18	06227 L	2. -Ran-18 1. :15	1
13C2-P4HxA	IS	8J65	50 - 150		B8A0173	27-Ran-18	06227 L	2. -Ran-18 1. :15	1
13Cv-P4HpA	IS	. 06	50 - 150		B8A0173	27-Ran-18	06227 L	2. -Ran-18 1. :15	1
18O2-P4HxS	IS	. 16	50 - 150		B8A0173	27-Ran-18	06227 L	2. -Ran-18 1. :15	1
13C2-P4OA	IS	J76	50 - 150		B8A0173	27-Ran-18	06227 L	2. -Ran-18 1. :15	1
13C8-P4OS	IS	8J6	50 - 150		B8A0173	27-Ran-18	06227 L	2. -Ran-18 1. :15	1
13C5-P4NA	IS	7v65	50 - 150		B8A0173	27-Ran-18	06227 L	2. -Ran-18 1. :15	1
13C2-P4DA	IS	8862	50 - 150		B8A0173	27-Ran-18	06227 L	2. -Ran-18 1. :15	1
d3-Me4OSAA	IS	756	50 - 150		B8A0173	27-Ran-18	06227 L	2. -Ran-18 1. :15	1
13C2-P4UnA	IS	5862	50 - 150		B8A0173	27-Ran-18	06227 L	2. -Ran-18 1. :15	1
d5-Et4OSAA	IS	5. 6	50 - 150		B8A0173	27-Ran-18	06227 L	2. -Ran-18 1. :15	1
13C2-P4DoA	IS	v16v	50 - 150	H	B8A0173	27-Ran-18	06227 L	2. -Ran-18 1. :15	1
13C2-P4TeDA	IS	v06	50 - 150	H	B8A0173	27-Ran-18	06227 L	2. -Ran-18 1. :15	1

DL - Detection Limit
LOD - Limit oQDetection
LOw - Limit oQquantitation
LCL-UCL- Los er control limit - upper control limit
9e, ult, reported to the DL6
When reportedyP4HxSyP4OA and P4OS include both linear and branched i, omer, 6
Onlf the linear i, omer i, reported Qor all other analf te, 6

Sample ID: LRB

EPA Method 537

Client Data

Name: Tetra Tech
Project: 112G08005-WE05
Matrix: Aqueous

Laboratory Data

Lab Sample: B8A0146-BLK1
Column: BEH C18

Analyte	Conc. (ng/L)	DL	LOD	LOQ	Qualifiers	Batch	Extracted	Samp Size	Analyzed	Dilution
PFBS	ND	0.443	5.00	10.0		B8A0146	26-Jan-18	0.250 L	29-Jan-18 19:36	1
PFHxA	1.28	0.663	5.00	10.0	J	B8A0146	26-Jan-18	0.250 L	29-Jan-18 19:36	1
PFHpA	ND	0.533	5.00	10.0		B8A0146	26-Jan-18	0.250 L	29-Jan-18 19:36	1
PFHxS	ND	0.415	5.00	10.0		B8A0146	26-Jan-18	0.250 L	29-Jan-18 19:36	1
PFOA	ND	1.08	5.00	10.0		B8A0146	26-Jan-18	0.250 L	29-Jan-18 19:36	1
PFNA	ND	1.44	5.00	10.0		B8A0146	26-Jan-18	0.250 L	29-Jan-18 19:36	1
PFOS	ND	1.04	5.00	10.0		B8A0146	26-Jan-18	0.250 L	29-Jan-18 19:36	1
PFDA	ND	1.28	5.00	10.0		B8A0146	26-Jan-18	0.250 L	29-Jan-18 19:36	1
MeFOSAA	ND	3.04	5.00	10.0		B8A0146	26-Jan-18	0.250 L	29-Jan-18 19:36	1
EtFOSAA	ND	1.93	5.00	10.0		B8A0146	26-Jan-18	0.250 L	29-Jan-18 19:36	1
PFUnA	ND	0.255	5.00	10.0		B8A0146	26-Jan-18	0.250 L	29-Jan-18 19:36	1
PFDoA	ND	0.952	5.00	10.0		B8A0146	26-Jan-18	0.250 L	29-Jan-18 19:36	1
PFTrDA	ND	0.943	5.00	10.0		B8A0146	26-Jan-18	0.250 L	29-Jan-18 19:36	1
PFTeDA	ND	0.777	5.00	10.0		B8A0146	26-Jan-18	0.250 L	29-Jan-18 19:36	1

Labeled Standards	Type	% Recovery	Limits	Qualifiers	Batch	Extracted	Samp Size	Analyzed	Dilution
13C2-PFHxA	SURR	98.6	70 - 130		B8A0146	26-Jan-18	0.250 L	29-Jan-18 19:36	1
13C2-PFDA	SURR	83.2	70 - 130		B8A0146	26-Jan-18	0.250 L	29-Jan-18 19:36	1
d5-EtFOSAA	SURR	98.5	70 - 130		B8A0146	26-Jan-18	0.250 L	29-Jan-18 19:36	1

DL - Detection Limit
LOD - Limit of Detection
LOQ - Limit of quantitation
LCL-UCL- Lower control limit - upper control limit
Results reported to the DL.
When reported, PFHxS, PFOA and PFOS include both linear and branched isomers.
Only the linear isomer is reported for all other analytes.

Sample ID: LFB

EPA Method 537

Client Data

Name: Tetra Tech
Project: 112G08005-WE05
Matrix: Aqueous

Laboratory Data

Lab Sample: B8A0146-BS1
Column: BEH C18

Analyte	Amt Found (ng/L)	Spike Amt	% Rec	Limits	Qualifiers	Batch	Extracted	Samp Size	Analyzed	Dilution
PFBS	19.3	17.7	109	70-130		B8A0146	26-Jan-18	0.250 L	29-Jan-18 19:24	1
PFHxA	16.3	20.0	81.5	70-130	B	B8A0146	26-Jan-18	0.250 L	29-Jan-18 19:24	1
PFHpA	15.5	20.0	77.7	70-130		B8A0146	26-Jan-18	0.250 L	29-Jan-18 19:24	1
PFHxS	21.5	18.2	118	70-130		B8A0146	26-Jan-18	0.250 L	29-Jan-18 19:24	1
PFOA	17.2	20.0	85.8	70-130		B8A0146	26-Jan-18	0.250 L	29-Jan-18 19:24	1
PFNA	16.8	20.0	84.0	70-130		B8A0146	26-Jan-18	0.250 L	29-Jan-18 19:24	1
PFOS	16.1	18.5	87.4	70-130		B8A0146	26-Jan-18	0.250 L	29-Jan-18 19:24	1
PFDA	15.1	20.0	75.4	70-130		B8A0146	26-Jan-18	0.250 L	29-Jan-18 19:24	1
MeFOSAA	18.7	20.0	93.3	70-130		B8A0146	26-Jan-18	0.250 L	29-Jan-18 19:24	1
EtFOSAA	19.1	20.0	95.7	70-130		B8A0146	26-Jan-18	0.250 L	29-Jan-18 19:24	1
PFUnA	16.3	20.0	81.6	70-130		B8A0146	26-Jan-18	0.250 L	29-Jan-18 19:24	1
PFDoA	21.8	20.0	109	70-130		B8A0146	26-Jan-18	0.250 L	29-Jan-18 19:24	1
PFTrDA	15.3	20.0	76.7	70-130		B8A0146	26-Jan-18	0.250 L	29-Jan-18 19:24	1
PFTeDA	17.4	20.0	86.9	70-130		B8A0146	26-Jan-18	0.250 L	29-Jan-18 19:24	1

Labeled Standards	Type	% Rec	Limits	Qualifiers	Batch	Extracted	Samp Size	Analyzed	Dilution
13C2-PFHxA	SURR	100	70- 130		B8A0146	26-Jan-18	0.250 L	29-Jan-18 19:24	1
13C2-PFDA	SURR	75.1	70- 130		B8A0146	26-Jan-18	0.250 L	29-Jan-18 19:24	1
d5-EtFOSAA	SURR	97.5	70- 130		B8A0146	26-Jan-18	0.250 L	29-Jan-18 19:24	1

Sample ID: FT-Fu 03-30210228 **Mdf E etPoA h58**

Client Data

Name: Tetra Tech
Project: 112G08005-WE05
SDG: WE05

Matrix: QC Water
Date Collected: 17-Jan-18 11:00

Laboratory Data

Lab Sample: 1800153-12
Date Received: 19-Jan-18 09:28

Column: BEH C18

f nalyte	Con7c.n(gL/	DL	LBD	LB)	) Qalisierz	u at7P	Mxtra7teA	Samp SiQe	f nalyQeA	DilQtion
PFBS	ND	0.424	4.79	9.57		B8A0146	26-Jan-18	0.261 L	29-Jan-18 20:13	1
PFHxA	0.939	0.634	4.79	9.57	J, B	B8A0146	26-Jan-18	0.261 L	29-Jan-18 20:13	1
PFHpA	ND	0.510	4.79	9.57		B8A0146	26-Jan-18	0.261 L	29-Jan-18 20:13	1
PFHxS	ND	0.397	4.79	9.57		B8A0146	26-Jan-18	0.261 L	29-Jan-18 20:13	1
PFOA	ND	1.03	4.79	9.57		B8A0146	26-Jan-18	0.261 L	29-Jan-18 20:13	1
PFNA	ND	1.38	4.79	9.57		B8A0146	26-Jan-18	0.261 L	29-Jan-18 20:13	1
PFOS	ND	0.995	4.79	9.57		B8A0146	26-Jan-18	0.261 L	29-Jan-18 20:13	1
PFDA	ND	1.22	4.79	9.57		B8A0146	26-Jan-18	0.261 L	29-Jan-18 20:13	1
MeFOSAA	ND	2.91	4.79	9.57		B8A0146	26-Jan-18	0.261 L	29-Jan-18 20:13	1
EtFOSAA	ND	1.85	4.79	9.57		B8A0146	26-Jan-18	0.261 L	29-Jan-18 20:13	1
PFUnA	ND	0.244	4.79	9.57		B8A0146	26-Jan-18	0.261 L	29-Jan-18 20:13	1
PFDoA	ND	0.911	4.79	9.57		B8A0146	26-Jan-18	0.261 L	29-Jan-18 20:13	1
PFTrDA	ND	0.902	4.79	9.57		B8A0146	26-Jan-18	0.261 L	29-Jan-18 20:13	1
PFTeDA	ND	0.743	4.79	9.57		B8A0146	26-Jan-18	0.261 L	29-Jan-18 20:13	1

LabeleA StanAarAz	Type	% Re7overy	Limitz	) Qalisierz	u at7P	Mxtra7teA	Samp SiQe	f nalyQeA	DilQtion
13C2-PFHxA	SURR	92.5	70 - 130		B8A0146	26-Jan-18	0.261 L	29-Jan-18 20:13	1
13C2-PFDA	SURR	78.4	70 - 130		B8A0146	26-Jan-18	0.261 L	29-Jan-18 20:13	1
d5-EtFOSAA	SURR	88.9	70 - 130		B8A0146	26-Jan-18	0.261 L	29-Jan-18 20:13	1

DL - Detection Limit
LOD - Limit of Detection
LOQ - Limit of quantitation
LCL-UCL- Lower control limit - upper control limit
Results reported to the DL.
When reported, PFHxS, PFOA and PFOS include both linear and branched isomers.
Only the linear isomer is reported for all other analytes.

DATA QUALIFIERS & ABBREVIATIONS

B	**This compound was also detected in the method blank.**
D	**Dilution**
E	**The associated compound concentration exceeded the calibration range of the instrument.**
H	**Recovery and/or RPD was outside laboratory acceptance limits.**
I	**Chemical Interference**
J	**The amount detected is below the Reporting Limit/LOQ.**
M	**Estimated Maximum Possible Concentration. (CA Region 2 projects only)**
*****	**See Cover Letter**
Conc.	**Concentration**
NA	**Not applicable**
ND	**Not Detected**
TEQ	**Toxic Equivalency**
U	**Not Detected (specific projects only)**

Unless otherwise noted, solid sample results are reported in dry weight. Tissue samples are reported in wet weight.

CERTIFICATIONS

Accrediting Authority	Certificate Number
Alaska Department of Environmental Conservation	17-013
Arkansas Department of Environmental Quality	17-015-0
California Department of Health – ELAP	2892
DoD ELAP - A2LA Accredited - ISO/IEC 17025:2005	3091.01
Florida Department of Health	E87777-18
Hawaii Department of Health	N/A
Louisiana Department of Environmental Quality	01977
Maine Department of Health	2016026
Minnesota Department of Health	1322288
New Hampshire Environmental Accreditation Program	207717
New Jersey Department of Environmental Protection	CA003
New York Department of Health	11411
Oregon Laboratory Accreditation Program	4042-008
Pennsylvania Department of Environmental Protection	014
Texas Commission on Environmental Quality	T104704189-17-8
Virginia Department of General Services	9077
Washington Department of Ecology	C584
Wisconsin Department of Natural Resources	998036160

Current certificates and lists of licensed parameters are located in the Quality Assurance office and are available upon request.

1800153 6.6°C

TETRA TECH

CHAIN OF CUSTODY

Project No:	Facility:	Project Manger:	Phone:	Laboratory Name and Contact:
112G08005-WE05	NWIRP Calverton Site 2	Kristi Francisco	757-466-4902	Vista Karen Volpendesta
Samplers:		**Field Ops. Leader:**	**Phone:**	**Address:**
Jacob Birkett Beau Benfield		Jacob Birkett	757-814-9916	1104 Windfield Way
		Fed Ex Airbill Number:	8102 9107 0959	**City, State, Zip:** El Dorado Hills, CA 95762

Date Year: 2018	Time	Sample ID	Location ID	Top Depth (FT)	Bottom Depth (FT)	Matrix (GW, SO, SW, QC)	Grab, Composite (G, C)	Total No. of Containers	ANALYSIS	PFAS method 537 (ONLY PFOA, PFOS, PFBS)	PFAS method 537 modified: List 14 compounds	PFAS method 537 V1.1: List 14 compounds	Comments
Container Type: Plastic (P) or Glass (G)										P	P	P	
Preservative Used:										None	None	Trizma	
1/18	1030	FT-TW507-1924	S507	19	24	GW	G	6			6		Run MS/MSD
1/18	0815	FT-TW510-1520	S510	15	20	GW	G	2			2		
1/18	0918	FT-TW511-1722	S511	17	22	GW	G	2			2		
1/18	0950	FT-TW513-2025	S513	20	25	GW	G	2			2		
* 1/16	1200	FT-Dup01-20180116	--	--	--	SO	G	1		1			Duplicate
* 1/17	1200	FT-Dup02-20180117	--	--	--	SO	G	1		1			Duplicate
1/18	0800	FT-Dup03-20180118	--	--	--	GW	G	2			2		Duplicate
1/18	1030	FT-TW507-1924-FRB	--	--	--	QC	G	2			2		Field Reagent Blank
1/16	1600	FT-EB01-20180116	--	--	--	QC	G	2			2		Equipment Blank: Cutting shoe
1/17	1105	FT-EB02-20180117	--	--	--	QC	G	2			2		Equipment Blank: Cutting shoe/liner
1/18	1000	FT-EB03-20180118	--	--	--	QC	G	2			2		Equipment Blank: ~~Cutting shoe~~ point holder
1/16	1605	FT-FRB01-20180116	--	--	--	QC	G	2			2		Field Reagent Blank
1/17	1140	FT-FRB02-20180117	--	--	--	QC	G	2			2		Field Reagent Blank
1/17	1100	FT-FB01-20180117	--	--	--	QC	G	2				2	Field Blank: drilling water tank
		FBB		1-18-18									

1. Relinquished By:	Date:	Time:	1. Received By:	Date:	Time:
Jacob Birkett	01/18/18	1530	FedEx		
2. Relinquished By:	Date:	Time:	2. Received By:	Date:	Time:
Ashveen Kaushik	01/19/18	1018			

Note there is no FT-FB01 sample

* 1800140 Work Order

Vista Analytical Laboratory

Sample Log-in Checklist

Vista Work Order #: 1800153 **TAT** Std

Samples Arrival:	**Date/Time** 01/19/18 0928	**Initials:** AP	**Location:** WR-2 **Shelf/Rack:** N/A
Logged In:	**Date/Time** 01/20/18 1211	**Initials:** BDB	**Location:** WR-2 **Shelf/Rack:** E6

Delivered By:	(FedEx)	UPS	On Trac	GSO	DHL	Hand Delivered	Other
Preservation:	(Ice)		Blue Ice		Dry Ice		None

Temp °C: 0.7 (uncorrected)	**Time:** 1015	**Thermometer ID:** IR-4
Temp °C: 0.6 (corrected)	**Probe used:** Yes☐ No☒	

	YES	NO	NA
Adequate Sample Volume Received?	✓		
Holding Time Acceptable?	✓		
Shipping Container(s) Intact?	✓		
Shipping Custody Seals Intact?	✓		
Shipping Documentation Present?	✓		
Airbill — Trk # 8102 9107 0959	✓		
Sample Container Intact?	✓		
Sample Custody Seals Intact?			✓
Chain of Custody / Sample Documentation Present?	✓		
COC Anomaly/Sample Acceptance Form completed?		✓	✓

If Chlorinated or Drinking Water Samples, Acceptable Preservation?					✓		
Preservation Documented:	$Na_2S_2O_3$	(Trizma)	None		(Yes)	No	NA
Shipping Container	Vista	(Client)	Retain	(Return)		Dispose	

Comments:

EXTRACTION INFORMATION

Process Sheet

Workorder: 1800153

Prep Expiration: 2018-Feb-01
Client: Tetra Tech

Workorder Due: 09-Feb-18 00:00
TAT: 21

Method: **537M PFAS DOD (LOQ as mRL)**
Matrix: **Aqueous**

Prep Batch: B8A0134

Prep Data Entered: 1.25.18
Date and Initials

Version: 537 (14 Analyte)
DoD: DoD QSM 5.1

Initial Sequence: _____

LabSampID	A/B	Prep Rec	Spike Rec	ClientSampleID	Comments	Location	Container
1800153-01	ABC	☑	☑	FT-TW507-1924	**MS/MSD**	WR-2 E-6	HDPE Bottle, 250 mL
1800153-02	"A"	☑	☑	FT-TW510-1520		WR-2 E-6	HDPE Bottle, 250 mL
1800153-03		☑	☑	FT-TW511-1722		WR-2 E-6	HDPE Bottle, 250 mL
1800153-04		☑	☑	FT-TW513-2025		WR-2 E-6	HDPE Bottle, 250 mL
1800153-05		☑	☑	FT-Dup03-20180118		WR-2 E-6	HDPE Bottle, 250 mL
1800153-06		☑	☑	FT-TW507-1924-FRB		WR-2 E-6	HDPE Bottle, 250 mL
1800153-07		☑	☑	FT-EB01-20180116		WR-2 E-6	HDPE Bottle, 250 mL
1800153-08		☑	☑	FT-EB02-20180117		WR-2 E-6	HDPE Bottle, 250 mL
1800153-09		☑	☑	FT-EB03-20180118		WR-2 E-6	HDPE Bottle, 250 mL
1800153-10		☑	☑	FT-FRB01-20180116		WR-2 E-6	HDPE Bottle, 250 mL
~~1800153-T1~~		☐	☐	FT-FRB02-20180117	"FT-FB02-20180117" HN 1/23/18	WR-2 E-6	HDPE Bottle, 250 mL

Cancelled 1/26/18 MC RX'd

WO Comments: **Provide all analytical runs.**
MS/MSD per batch, if MS/MSD is not provided - LCS/LCSD.

Pre-Prep Check Out: HN 1/23/18
Pre-Prep Check In: HN 1/23/18

Prep Check Out: MA 1124118
Prep Check In: NA

Prep Reconciled Initals/Date: HN 1/23/18
Spike Reconciled Initals/Date: MA 1124118
VialBoxID: Blame Hugo

PREPARATION BENCH SHEET

Matrix: Aqueous

Method: 537M Linear All/Branched/Total PFHxS/PFOA/
Method: 537M PFAS
Method: 537M PFAS DOD (LOQ as mRL)

B8A0134

Prepared using: LCMS - SPE Extraction-LCMS

Chemist: KC

Prep Date/Time: ~~23~~-Jan-18 ~~14:04~~ 24 8:30
KC 1/24/18

Date/Initals: HN 1/23/18 | BalanceID: HRMS-8

Cen	VISTA Sample ID	pH Before	pH After	Chlorine (Cl)	Drops HCl Added	Bottle + Sample (g)	Bottle Only (g)	Sample Amt. (L)	IS/NS CHEM/WIT DATE	SPE	RS CHEM/WIT DATE
☐	B8A0134-BLK1 (A)	5	2	0	4	NA	NA	(0.250) ✓	KC MA 1/24/18	MA 01124/18	KC MA 1/24/18
☐	B8A0134-BS1 ↓	5	2	0	4	↓	↓	↓ ✓	↓	↓	↓
☑	B8A0134-MS1 1800153-01	6	2	0	3	249.89	27.84	0.22205 ✓			
☑	B8A0134-MSD1 1800153-01	6	2	0	3	261.46	27.56	0.23340 ✓			
☐	1800141-01	5	2	0	3	269.37	27.76	0.24161			
☐	1800144-01	5	2	0	5	282.84	27.76	0.25508			
☐	1800144-02	5	2	0	5	277.13	28.02	0.24911			
☑	1800144-03 (B)	7	2	0	12	282.05	27.51	0.25454			
☑	1800153-01	6	2	0	2	266.35	27.76	0.23854 ✓			
☑	1800153-02 (B)	7	2	0	9	273.35	27.87	0.24548 ✓			
☐	1800153-03	5	2	0	2	270.51	27.87	0.24264 ✓			
☐	1800153-04	5	2	0	2	261.95	27.98	0.23397 ✓			
☑	1800153-05 (B)	7	2	0	8	276.34	27.17	0.24917 ✓			
☐	1800153-06	5	2	0	2	280.72	27.05	0.25367 ✓			
☐	1800153-07	5	2	0	2	282.01	27.68	0.25433 ✓			
☐	1800153-08	5	2	0	2	285.80	27.89	0.25791 ✓	↓	↓	↓

IS: 17L2601, 10µL (V6)
IS SUP: NA
NS: 17L2103, 10µL (V3)
RS: 17L2332, 10µL (V6)

SPE Chem: Strata X-AW 33um 200mg 6mL
Ele SOLV: 0.5% NH4OH in MeOH, MeOH
Final Volume(s): ~~1 µL~~ 1 mL
HN 1/24/18

Notes: (A) 1.25 g Trizma added HN 1/23/18
(B) Sample formed thick foam layer after being shaken 1/23/18 HN

Comments: Assume 1 g = 1 mL
Cen = Centrifuged

PREPARATION BENCH SHEET

Matrix: Aqueous

Method: 537M Linear All/Branched/Total PFHxS/PFOA/
Method: 537M PFAS
Method: 537M PFAS DOD (LOQ as mRL)

B8A0134

Chemist: KC

Prep Date/Time: ~~23~~-Jan-18 ~~14:04~~ 24 8:30 KC 1/24/18

Prepared using: LCMS - SPE Extraction-LCMS

Date/Initals: HN 1/23/18 | BalanceID: HRMS-8

Cen	VISTA Sample ID	pH Before	pH After	Chlorine (Cl)	Drops HCl Added	Bottle + Sample (g)	Bottle Only (g)	Sample Amt. (L)	IS/NS CHEM/WIT DATE	SPE	RS CHEM/WIT DATE
☐	1800153-09	5	2	0	2	262.02	27.68	0.23434 ✓	KC MA 1/24/18	MA 01124/18	KC MA 1/24/18
☐	1800153-10	5	2	0	2	284.60	27.96	0.25664 ✓	↓	↓	↓
☐	1800153-11	7	2	0	7	280.24	28.72	0.25152	↓	↓	↓

IS: 17L2604, 10µL (V6)
IS SUP: NA
NS: 17L2103, 10µL (V3)
RS: 17L2332, 10mL (V6)

SPE Chem: Strata X-AW 33µm 200mg/6mL
Ele SOLV: 0.5% NH4OH in MeOH, MeOH
Final Volume(s) 1mL

Notes:

Comments: Assume 1 g = 1 mL
Cen = Centrifuged

Batch: B8A0134

Matrix: Aqueous

LabNumber	WetWeight (Initial)	% Solids (Extraction Solids)	DryWeight	Final	Extracted	Ext By	Spike	SpikeAmount	ClientMatrix	Analysis
1800141-01	0.24161	NA	NA	1000	24-Jan-18 08:30	KC			Drinking Water	537M Linear All/Branched/
1800144-01	0.25508			1000	24-Jan-18 08:30	KC			Drinking Water	537M PFAS
1800144-02	0.24911			1000	24-Jan-18 08:30	KC			Drinking Water	537M PFAS
1800144-03	0.25454			1000	24-Jan-18 08:30	KC			Drinking Water	537M PFAS
1800153-01	0.23859			1000	24-Jan-18 08:30	KC			Groundwater	537M PFAS
1800153-01	0.23859			1000	24-Jan-18 08:30	KC			Groundwater	537M Linear All/Branched/
1800153-01	0.23859			1000	24-Jan-18 08:30	KC			Groundwater	537M PFAS DOD (LOQ as
1800153-02	0.24548			1000	24-Jan-18 08:30	KC			Groundwater	537M PFAS DOD (LOQ as
1800153-03	0.24264			1000	24-Jan-18 08:30	KC			Groundwater	537M PFAS DOD (LOQ as
1800153-04	0.23397			1000	24-Jan-18 08:30	KC			Groundwater	537M PFAS DOD (LOQ as
1800153-05	0.24917			1000	24-Jan-18 08:30	KC			Groundwater	537M PFAS DOD (LOQ as
1800153-06	0.25367			1000	24-Jan-18 08:30	KC			QC Water	537M PFAS DOD (LOQ as
1800153-07	0.25433			1000	24-Jan-18 08:30	KC			QC Water	537M PFAS DOD (LOQ as
1800153-08	0.25791			1000	24-Jan-18 08:30	KC			QC Water	537M PFAS DOD (LOQ as
1800153-09	0.23434			1000	24-Jan-18 08:30	KC			QC Water	537M PFAS DOD (LOQ as
1800153-10	0.25664			1000	24-Jan-18 08:30	KC			QC Water	537M PFAS DOD (LOQ as
1800153-11	0.25152			1000	24-Jan-18 08:30	KC			QC Water	537M PFAS DOD (LOQ as
B8A0134-BLK1	0.25			1000	24-Jan-18 08:30	KC				QC
B8A0134-BS1	0.25			1000	24-Jan-18 08:30	KC	17L2103	10		QC
B8A0134-MS1	0.22205			1000	24-Jan-18 08:30	KC	17L2103	10		QC
B8A0134-MSD1	0.2339			1000	24-Jan-18 08:30	KC	17L2103	10		QC

FR 1.25.18

RX

Process Sheet

Workorder: 1800153

Prep Expiration: 2018-Feb-01
Client: Tetra Tech

Workorder Due: 09-Feb-18 00:00

TAT: 21

Method: **537M PFAS DOD (LOQ as mRL)**
Matrix: **Aqueous**

Prep Batch: B8A0163

Prep Data Entered: 1·29·18 7R
Date and Initials

Version: 537 (14 Analyte)
DoD: DoD QSM 5.1

Initial Sequence: _____

LabSampID	A/B	Prep Rec	Spike Rec	ClientSampleID	Comments	Location	Container
1800153-01		☐	☐	FT-TW507-1924	**MS/MSD**	WR-2 E-6	HDPE Bottle, 250 mL
1800153-02		☐	☐	FT-TW510-1520		WR-2 E-6	HDPE Bottle, 250 mL
1800153-03		☐	☐	FT-TW511-1722		WR-2 E-6	HDPE Bottle, 250 mL
1800153-04		☐	☐	FT-TW513-2025		WR-2 E-6	HDPE Bottle, 250 mL
1800153-05		☐	☐	FT-Dup03-20180118		WR-2 E-6	HDPE Bottle, 250 mL
1800153-06		☐	☐	FT-TW507-1924-FRB		WR-2 E-6	HDPE Bottle, 250 mL
1800153-07		☐	☐	FT-EB01-20180116		WR-2 E-6	HDPE Bottle, 250 mL
1800153-08		☐	☐	FT-EB02-20180117		WR-2 E-6	HDPE Bottle, 250 mL
1800153-09		☐	☐	FT-EB03-20180118		WR-2 E-6	HDPE Bottle, 250 mL
1800153-10		☐	☐	FT-FRB01-20180116		WR-2 E-6	HDPE Bottle, 250 mL
1800153-11	A	☑	☑	FT-FRB02-20180117		WR-2 E-6	HDPE Bottle, 250 mL

WO Comments: **Provide all analytical runs.**
MS/MSD per batch, if MS/MSD is not provided - LCS/LCSD.

Pre-Prep Check Out: MA 1/26/18
Pre-Prep Check In: NA

Prep Check Out: NA
Prep Check In: NA

Prep Reconciled Initals/Date: MA 1/26/18
Spike Reconciled Initals/Date: GRB 1/26/18
VialBoxID: Malory

PREPARATION BENCH SHEET

Matrix: Aqueous

Method: 537M PFAS DOD (LOQ as mRL)

B8A0163

Chemist: GRB

Prep Date/Time: 26-Jan-18 08:~~59~~ 11:30

GRB 1/26/18

Prepared using: LCMS - SPE Extraction-LCMS

Date/Initals: 01/26/18 MA | BalanceID: HRMS-8

Cen	VISTA Sample ID	pH Before	pH After	Chlorine (Cl)	Drops HCl Added	Bottle + Sample (g)	Bottle Only (g)	Sample Amt. (L)	IS/NS CHEM/WIT DATE	SPE	RS CHEM/WIT DATE
☐	B8A0163-BLK1 (A)	5	2	0	4	NA	NA	(0.250)	GRB MA 1/26/18	MA 1/26/18	GRB LC 1/26/18
☐	B8A0163-BS1 (A)	5	2	0	4	NA	NA	(0.250)			
☐	B8A0163-MS1 1800204-06	6	2	0	4	143.97	26.70	0.11727			
☐	B8A0163-MSD1 1800204-06	6	2	0	4	145.92	26.73	0.11919			
☐	1800153-11RE1	5	2	0	4	253.48	27.10	0.22638 ✓			
☐	1800184-01	6	2	0	4	142.51	26.68	0.11583			
☐	1800184-02	6	2	0	4	146.58	26.92	0.11966			
☐	1800184-03	6	2	0	4	146.25	26.78	0.11947			
☐	1800188-01	6	2	0	4	146.69	26.73	0.11996			
☐	1800188-02	6	2	0	4	142.54	26.75	0.11579			
☐	1800188-03	6	2	0	4	144.72	26.77	0.11795			
☐	1800204-01	6	2	0	5	147.95	26.69	0.12126			
☐	1800204-02	6	2	0	6	144.36	26.66	0.11770			
☐	1800204-03	6	2	0	6	145.68	26.64	0.11904			
☐	1800204-04	6	2	0	6	141.87	26.65	0.11522			
☐	1800204-05	6	2	0	4	147.83	26.67	0.12116			

IS: 1712601, 10µL (V5)

IS SUP: NA

NS: 1712103, 10µL (V3)

RS: 1712332, 10µL (V6)

SPE Chem: Strata X-AW 33µm 200mg/6mL

Ele SOLV: 0.5% NH_4OH in MeOH / MeOH

Final Volume(s) 1 mL

Notes: (A) 1.25g Trizma added MA 01126/18

Comments: Assume 1 g = 1 mL

Cen = Centrifuged

PREPARATION BENCH SHEET

Matrix: Aqueous

Method: 537M PFAS DOD (LOQ as mRL)

B8A0163

Chemist: GRB

Prep Date/Time: 26-Jan-18 08:59 / 11:30 GRB 1/26/18

Prepared using: LCMS - SPE Extraction-LCMS

Date/Initals: 01/26/18 MA | BalanceID: HRMS-8

Cen	VISTA Sample ID	pH Before	pH After	Chlorine (Cl)	Drops HCl Added	Bottle + Sample (g)	Bottle Only (g)	Sample Amt. (L)	IS/NS CHEM/WIT DATE	SPE	RS CHEM/WIT DATE
☐	1800204-06	6	2	0	4	144.91	26.72	0.11819	GRB MA 1/26/18	MA 1/26/18	GRB LC 1/26/18
☐	1800204-07	6	2	0	4	143.96	26.77	0.11719			
☐	1800206-01	6	2	0	4	145.39	26.81	0.11858			
☐	1800206-02	6	2	0	4	146.00	26.80	0.11920			
☐	1800206-03	6	2	0	4	146.61	26.83	0.11978			
☐	1800206-04	6	2	0	4	146.38	26.82	0.11956			
☐	1800206-05	6	2	0	4	146.81	26.78	0.12003			
☐	1800206-06	6	2	0	4	146.57	26.83	0.11974			

IS: 1712601, 10µL (V5)

IS SUP: NA

NS: 1712103, 10µL (V3)

RS: 1712332, 10µL

SPE Chem: Strata X-Aw 33um 200mg 6mL

Ele SOLV: 0.5% NH4OH in MeOH | MeOH

Final Volume(s): 1mL

Notes:

Comments: Assume 1 g = 1 mL

Cen = Centrifuged

Batch: B8A0163

Matrix: Aqueous

LabNumber	WetWeight (Initial)	% Solids (Extraction Solids)	DryWeight	Final	Extracted	Ext By	Spike	SpikeAmount	ClientMatrix	Analysis
1800153-11RE1	0.22638	NA	NA	1000	26-Jan-18 11:30	GRB			QC Water	537M PFAS DOD (LOQ as
1800184-01	0.11583			1000	26-Jan-18 11:30	GRB			QC Water	537M PFAS DOD (LOQ as
1800184-02	0.11966			1000	26-Jan-18 11:30	GRB			QC Water	537M PFAS DOD (LOQ as
1800184-03	0.11947			1000	26-Jan-18 11:30	GRB			QC Water	537M PFAS DOD (LOQ as
1800188-01	0.11996			1000	26-Jan-18 11:30	GRB			QC Water	537M PFAS DOD (LOQ as
1800188-02	0.11579			1000	26-Jan-18 11:30	GRB			QC Water	537M PFAS DOD (LOQ as
1800188-03	0.11795			1000	26-Jan-18 11:30	GRB			QC Water	537M PFAS DOD (LOQ as
1800204-01	0.12126			1000	26-Jan-18 11:30	GRB			Potable Water	537M PFAS DOD (LOQ as
1800204-02	0.1177			1000	26-Jan-18 11:30	GRB			Potable Water	537M PFAS DOD (LOQ as
1800204-03	0.11904			1000	26-Jan-18 11:30	GRB			Potable Water	537M PFAS DOD (LOQ as
1800204-04	0.11522			1000	26-Jan-18 11:30	GRB			Potable Water	537M PFAS DOD (LOQ as
1800204-05	0.12116			1000	26-Jan-18 11:30	GRB			Potable Water	537M PFAS DOD (LOQ as
1800204-06	0.11819			1000	26-Jan-18 11:30	GRB			Potable Water	537M PFAS DOD (LOQ as
1800204-07	0.11719			1000	26-Jan-18 11:30	GRB			Potable Water	537M PFAS DOD (LOQ as
1800206-01	0.11858			1000	26-Jan-18 11:30	GRB			QC Water	537M PFAS DOD (LOQ as
1800206-02	0.1192			1000	26-Jan-18 11:30	GRB			QC Water	537M PFAS DOD (LOQ as
1800206-03	0.11978			1000	26-Jan-18 11:30	GRB			QC Water	537M PFAS DOD (LOQ as
1800206-04	0.11956			1000	26-Jan-18 11:30	GRB			QC Water	537M PFAS DOD (LOQ as
1800206-05	0.12003			1000	26-Jan-18 11:30	GRB			QC Water	537M PFAS DOD (LOQ as
1800206-06	0.11974			1000	26-Jan-18 11:30	GRB			QC Water	537M PFAS DOD (LOQ as
B8A0163-BLK1	0.25			1000	26-Jan-18 11:30	GRB				QC
B8A0163-BS1	0.25			1000	26-Jan-18 11:30	GRB	17L2103	10		QC
B8A0163-MS1	0.11727			1000	26-Jan-18 11:30	GRB	17L2103	10		QC
B8A0163-MSD1	0.11919			1000	26-Jan-18 11:30	GRB	17L2103	10		QC

JR 1.29.18

Process Sheet

Workorder: 1800153

Prep Expiration: 2018-Jan-31
Client: Tetra Tech

Workorder Due: 09-Feb-18 00:00

TAT: 21

Method: **537 PFAS DW DoD Unmodified**
Matrix: **Aqueous**

Prep Batch: B8A0146

Prep Data Entered: 1.29.18 JR
Date and Initials

Version: 14 Analyte DW (Full List)
DoD: DoD QSM 5.1

Initial Sequence: _____

LabSampID	A/B	Prep Rec	Spike Rec	ClientSampleID	Comments	Location	Container
1800153-12	A	☑	☑	FT-FB02-20180117	~~"FT-FRB02-20180117"~~ MA 01/26/18	WR-2 E-6	HDPE Bottle, 250 mL

WO Comments: **Provide all analytical runs.**
MS/MSD per batch, if MS/MSD is not provided - LCS/LCSD.

Pre-Prep Check Out: MA 1126118
Pre-Prep Check In: NA

Prep Check Out: NA
Prep Check In: NA

Prep Reconciled Initals/Date: MA 1/26/18
Spike Reconciled Initals/Date: KC 1/26/18
VialBoxID: Archer

PREPARATION BENCH SHEET

Matrix: Aqueous

Method: 537 PFAS DW DoD Unmodified

B8A0146

Chemist: KC

Prep Date/Time: ~~24~~-Jan-18 ~~14:19~~ 26 9:30

KC 1/26/18

Prepared using: LCMS - SPE Extraction-LCMS

BalanceID: HRMS-8

Cen	VISTA Sample ID	Bottle + Sample (g)	Bottle Only (g)	Sample Amt. (L)	SS/NS CHEM/WIT DATE	SPE	IS CHEM/WIT DATE
☐	B8A0146-BLK1 (A)	NA	NA	(0.250) ✓	KC HN 1/26/18	KC HN 1/26/18	KC HN ~~1/26/18~~ KC 1/26/18
☐	B8A0146-BS1 (A)	NA	NA	(0.250) ✓			
☐	B8A0146-MS1 1800164-02	285.47	27.28	0.25819 ✓			
☐	B8A0146-MSD1 1800164-02	283.21	27.02	0.25619			
☐	1800153-12	289.70	28.34	0.26136 ✓			
☐	1800160-01	288.51	27.49	0.26102			
☐	1800160-02	290.32	27.43	0.26289			
☐	1800160-03	279.61	27.04	0.25257			
☐	1800160-04	280.92	27.86	0.25303			
☐	1800160-05	284.59	27.85	0.25674			
☐	1800162-01	282.88	27.74	0.25514			
☐	1800162-02	288.02	27.63	0.26039			
☐	1800162-03	288.67	26.93	0.26174			
☐	1800162-04	284.92	27.03	0.25789			
☐	1800162-05	286.59	27.52	0.25907			
☐	1800164-01	288.66	27.72	0.26094			

SS/IS: 17L1416, 20µL (V2)

NS: ~~17L2801~~ 17L2815, 20µL KC 1/26/18

IS/RS: 17L1417, 20µL (V2)

SPE Chem: Strata-X 33µm 500mg/6mL

Lot#: 517-062481

Ele SOLV: MeOH

Lot#: DT189

Final Volume(s) 1mL

Notes: (A) 1.25g Trizma added MA 01/26/18

Comments: Assume 1 g = 1 mL

Cen = Centrifuged

PREPARATION BENCH SHEET

Matrix: Aqueous

Method: 537 PFAS DW DoD Unmodified

B8A0146

Chemist: KC

Prep Date/Time: ~~24-Jan-18 14:19~~ 26 9:30
KC 1/26/18

Prepared using: LCMS - SPE Extraction-LCMS

BalanceID: HRMS-8

Cen	VISTA Sample ID	Bottle + Sample (g)	Bottle Only (g)	Sample Amt. (L)	SS/NS CHEM/WIT DATE	SPE	IS CHEM/WIT DATE
☐	1800164-02	280.42	27.76	0.25266	KC HN 1/26/18	KC HN 1/26/18	KC HN 1/26/18
☐	1800164-03	295.51	27.43	0.26808	↓	↓	↓
☐	1800164-04	290.70	27.59	0.26311			
☐	1800164-05	299.25	27.49	0.27176			
☐	1800164-06	287.05	27.44	0.25961			

SS/IS: 17L1416, 20µL (V2)

NS: 17L2815, 20µL

IS/RS: 17L1417, 20µL (V2)

SPE Chem: Strata-X-33µm 500mg/6mL
Lot#: S17-002481

Ele SOLV: MeOH
Lot#: DT189

Final Volume(s) 1mL

Notes:

Comments: Assume 1 g = 1 mL
Cen = Centrifuged

Batch: B8A0146

Matrix: Aqueous

LabNumber	WetWeight (Initial)	% Solids (Extraction Solids)	DryWeight	Final	Extracted	Ext By	Spike	SpikeAmount	ClientMatrix	Analysis
1800153-12	0.26136	NA	NA	1000	26-Jan-18 09:30	KC			QC Water	537 PFAS DW DoD Unmoc
1800160-01	0.26102			1000	26-Jan-18 09:30	KC			Potable Water	537 PFAS DW DoD Unmoc
1800160-02	0.26289			1000	26-Jan-18 09:30	KC			Potable Water	537 PFAS DW DoD Unmoc
1800160-03	0.25257			1000	26-Jan-18 09:30	KC			Potable Water	537 PFAS DW DoD Unmoc
1800160-04	0.25303			1000	26-Jan-18 09:30	KC			Potable Water	537 PFAS DW DoD Unmoc
1800160-05	0.25674			1000	26-Jan-18 09:30	KC			Potable Water	537 PFAS DW DoD Unmoc
1800162-01	0.25514			1000	26-Jan-18 09:30	KC			QC Water	537 PFAS DW DoD Unmoc
1800162-02	0.26039			1000	26-Jan-18 09:30	KC			QC Water	537 PFAS DW DoD Unmoc
1800162-03	0.26174			1000	26-Jan-18 09:30	KC			QC Water	537 PFAS DW DoD Unmoc
1800162-04	0.25789			1000	26-Jan-18 09:30	KC			QC Water	537 PFAS DW DoD Unmoc
1800162-05	0.25907			1000	26-Jan-18 09:30	KC			QC Water	537 PFAS DW DoD Unmoc
1800164-01	0.26094			1000	26-Jan-18 09:30	KC			Potable Water	537 PFAS DW DoD Unmoc
1800164-02	0.25266			1000	26-Jan-18 09:30	KC			Potable Water	537 PFAS DW DoD Unmoc
1800164-03	0.26808			1000	26-Jan-18 09:30	KC			Potable Water	537 PFAS DW DoD Unmoc
1800164-04	0.26311			1000	26-Jan-18 09:30	KC			Potable Water	537 PFAS DW DoD Unmoc
1800164-05	0.27176			1000	26-Jan-18 09:30	KC			Potable Water	537 PFAS DW DoD Unmoc
1800164-06	0.25961			1000	26-Jan-18 09:30	KC			Potable Water	537 PFAS DW DoD Unmoc
B8A0146-BLK1	0.25			1000	26-Jan-18 09:30	KC				QC
B8A0146-BS1	0.25			1000	26-Jan-18 09:30	KC	17L2815	20		QC
B8A0146-MS1	0.25819			1000	26-Jan-18 09:30	KC	17L2815	20		QC
B8A0146-MSD1	0.25619			1000	26-Jan-18 09:30	KC	17L2815	20		QC

JR 1.29.18

SAMPLE DATA – MODIFIED EPA METHOD 537

Vista Analytical Laboratory

Rev'd: MM 2/7/2018

Dataset: Z:\Projects\PFAS.PRO\Results\180201M2\180201M2-16.qld

Last Altered: Saturday, February 03, 2018 11:59:36 Pacific Standard Time
Printed: Saturday, February 03, 2018 12:00:32 Pacific Standard Time

Method: Z:\Projects\PFAS.PRO\MethDB\PFAS_FULL_80C_020118.mdb 02 Feb 2018 09:02:54
Calibration: Z:\Projects\PFAS.PRO\CurveDB\C18_VAL-PFAS_Q4_02-01-18-FULL.cdb 02 Feb 2018 08:56:36

Name: 180201M2_16, Date: 01-Feb-2018, Time: 13:33:00, ID: B8A0134-BLK1 Method Blank 0.25, Description: Method Blank

	#	Name	Trace	Area	IS Area	Wt./Vol.	RRF	Pred.RT	RT	y Axis Resp.	Conc.	%Rec
1	3	PFBS	299.0 > 79.7		1.19e3	0.250		2.98				
2	5	PFHxA	313.2 > 268.9		2.85e3	0.250		3.48				
3	7	PFHpA	363.0 > 318.9		6.84e3	0.250		4.10				
4	8	L-PFHxS	398.9 > 79.6	2.67e-1	8.36e2	0.250		4.24	4.22	0.00399		
5	11	L-PFOA	413 > 368.7		9.37e3	0.250		4.61				
6	14	PFNA	463.0 > 418.8		8.27e3	0.250		5.04				
7	16	L-PFOS	499 > 79.9		2.55e3	0.250		5.11				
8	18	PFDA	513 > 468.8		8.04e3	0.250		5.40				
9	21	N-MeFOSAA	570.1 > 419		3.77e3	0.250		5.55				
10	22	N-EtFOSAA	584.2 > 419		4.14e3	0.250		5.70				
11	23	PFUdA	563.0 > 518.9		1.10e4	0.250		5.72				

MSF 2/3/18

Vista Analytical Laboratory

Rev'd: MM 2/7/2018

Dataset: Z:\Projects\PFAS.PRO\Results\180201M2\180201M2-16.qld

Last Altered: Saturday, February 03, 2018 11:59:36 Pacific Standard Time
Printed: Saturday, February 03, 2018 12:00:51 Pacific Standard Time

Method: Z:\Projects\PFAS.PRO\MethDB\PFAS_FULL_80C_020118.mdb 02 Feb 2018 09:02:54
Calibration: Z:\Projects\PFAS.PRO\CurveDB\C18_VAL-PFAS_Q4_02-01-18-FULL.cdb 02 Feb 2018 08:56:36

Name: 180201M2_16, Date: 01-Feb-2018, Time: 13:33:00, ID: B8A0134-BLK1 Method Blank 0.25, Description: Method Blank

	#	Name	Trace	Area	IS Area	Wt./Vol.	RRF	Pred.RT	RT	y Axis Resp.	Conc.	%Rec
1	25	PFDoA	612.9 > 569.0		6.94e3	0.250		5.99				
2	27	PFTrDA	662.9 > 618.9		3.78e3	0.250		6.22				
3	28	PFTeDA	712.9 > 668.8	2.25e1	3.78e3	0.250		6.41	6.39	0.0742		
4	36	13C3-PFBS	302. > 98.8	1.19e3	1.01e4	0.250	0.120	2.98	2.95	1.47	49.0938	98.2
5	37	13C2-PFHxA	315 > 269.8	2.85e3	1.01e4	0.250	0.700	3.48	3.46	3.51	20.0568	100.3
6	38	13C4-PFHpA	367.2 > 321.8	6.84e3	1.01e4	0.250	0.693	4.10	4.08	8.45	48.7792	97.6
7	39	18O2-PFHxS	403.0 > 102.6	8.36e2	2.77e3	0.250	0.343	4.24	4.22	3.77	44.0029	88.0
8	40	13C2-6:2 FTS	429.1 > 408.9	2.53e3	1.06e4	0.250	0.262	4.56	4.54	2.97	45.3675	90.7
9	41	13C2-PFOA	414.9 > 369.7	9.37e3	1.06e4	0.250	1.064	4.61	4.59	11.0	41.4799	83.0
10	42	13C5-PFNA	468.2 > 422.9	8.27e3	8.54e3	0.250	0.949	5.04	5.02	12.1	51.0708	102.1
11	43	13C8-PFOSA	506.1 > 77.7	1.72e3	9.92e3	0.250	0.211	5.09	5.07	2.16	40.9349	81.9
12	44	13C8-PFOS	507.0 > 79.9	2.55e3	2.51e3	0.250	1.014	5.11	5.09	12.7	50.0977	100.2
13	45	13C2-PFDA	515.1 > 469.9	8.04e3	8.52e3	0.250	1.099	5.40	5.38	11.8	42.9680	85.9
14	46	13C2-8:2 FTS	529.1 > 508.7	1.97e3	1.01e4	0.250	0.194	5.38	5.35	2.43	50.1440	100.3
15	47	d3-N-MeFOSAA	573.3 > 419	3.77e3	9.92e3	0.250	0.381	5.55	5.52	4.75	49.7764	99.6
16	48	d5-N-EtFOSAA	589.3 > 419	4.14e3	9.92e3	0.250	0.430	5.70	5.67	5.21	48.5625	97.1
17	49	13C2-PFUdA	565 > 519.8	1.10e4	9.92e3	0.250	0.966	5.72	5.70	13.9	57.3821	114.8
18	50	13C2-PFDoA	615.0 > 569.7	6.94e3	9.92e3	0.250	0.767	5.99	5.97	8.75	45.6418	91.3
19	52	13C2-PFTeDA	714.8 > 669.6	3.78e3	9.92e3	0.250	0.413	6.41	6.39	4.77	46.1837	92.4
20	57	13C4-PFBA	217. > 171.8	8.69e3	8.69e3	0.250	1.000	1.73	1.71	12.5	50.0000	100.0
21	58	13C5-PFHxA	318 > 272.9	1.01e4	1.01e4	0.250	1.000	3.48	3.46	12.5	50.0000	100.0
22	59	13C3-PFHxS	401.9 > 79.9	2.77e3	2.77e3	0.250	1.000	4.24	4.22	12.5	50.0000	100.0
23	60	13C8-PFOA	421.3 > 376	1.06e4	1.06e4	0.250	1.000	4.61	4.59	12.5	50.0000	100.0
24	61	13C9-PFNA	472.2 > 426.9	8.54e3	8.54e3	0.250	1.000	5.04	5.01	12.5	50.0000	100.0
25	62	13C4-PFOS	503 > 79.9	2.51e3	2.51e3	0.250	1.000	5.11	5.09	12.5	50.0000	100.0
26	63	13C6-PFDA	519.1 > 473.7	8.52e3	8.52e3	0.250	1.000	5.40	5.38	12.5	50.0000	100.0
27	64	13C7-PFUdA	570.1 > 524.8	9.92e3	9.92e3	0.250	1.000	5.72	5.69	12.5	50.0000	100.0
28	65	Total PFHxS	398.9 > 79.6	2.67e-1	8.36e2	0.250		4.24		0.000		
29	66	Total PFOA	413 > 368.7	0.00e0	9.37e3	0.250		4.61		0.000		
30	67	Total PFOS	499 > 79.9	0.00e0	2.55e3	0.250		5.11		0.000		
31	68	Total N-MeFOSAA	570.1 > 419	0.00e0	3.77e3	0.250		5.55		0.000		
32	69	Total N-EtFOSAA	584.2 > 419	0.00e0	4.14e3	0.250		5.70		0.000		

MSF 2/3/18

Vista Analytical Laboratory

Rev'd: MM 2/7/2018

Dataset: Z:\Projects\PFAS.PRO\Results\180201M2\180201M2-16.qld

Last Altered: Saturday, February 03, 2018 11:59:36 Pacific Standard Time
Printed: Saturday, February 03, 2018 12:00:51 Pacific Standard Time

Method: Z:\Projects\PFAS.PRO\MethDB\PFAS_FULL_80C_020118.mdb 02 Feb 2018 09:02:54
Calibration: Z:\Projects\PFAS.PRO\CurveDB\C18_VAL-PFAS_Q4_02-01-18-FULL.cdb 02 Feb 2018 08:56:36

Name: 180201M2_16, Date: 01-Feb-2018, Time: 13:33:00, ID: B8A0134-BLK1 Method Blank 0.25, Description: Method Blank

PFBS

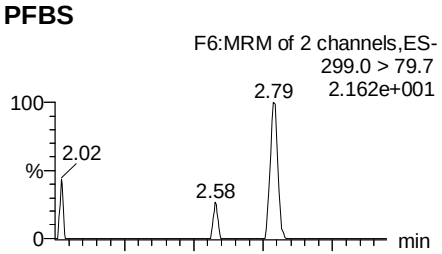

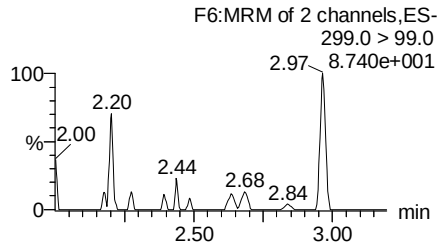

PFHxA

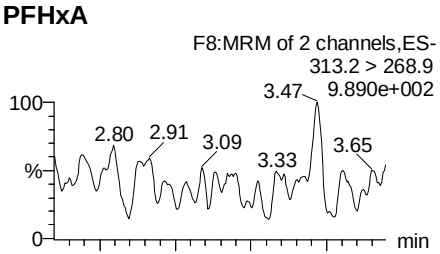

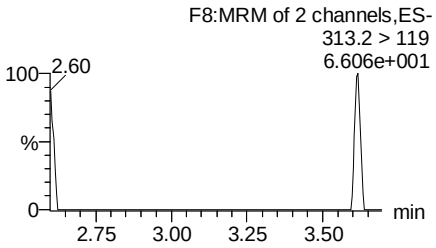

PFHpA

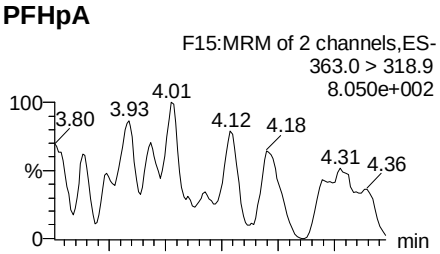

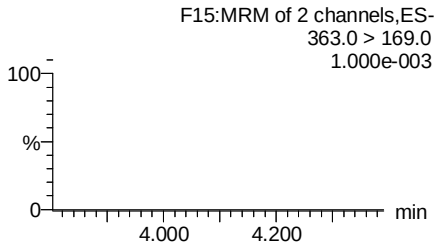

Total PFHxS

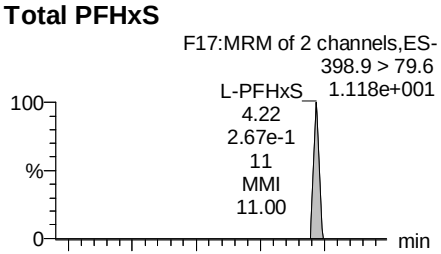

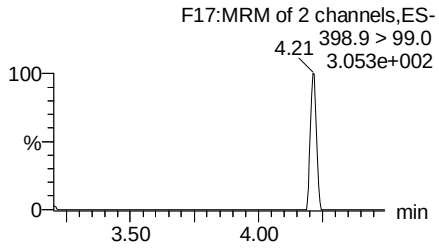

13C3-PFBS

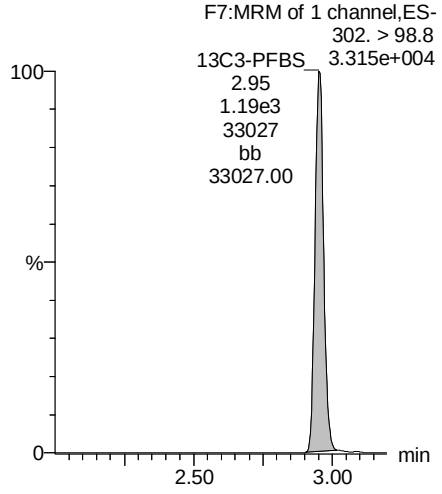

13C2-PFHxA

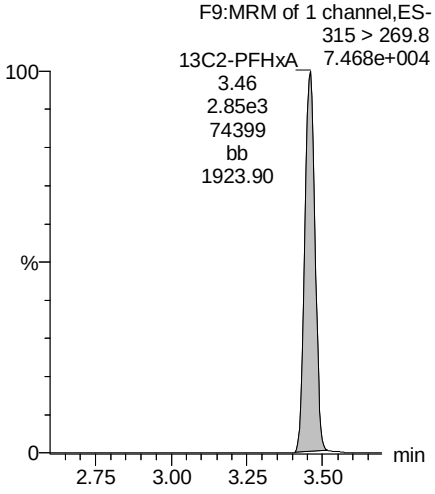

13C4-PFHpA

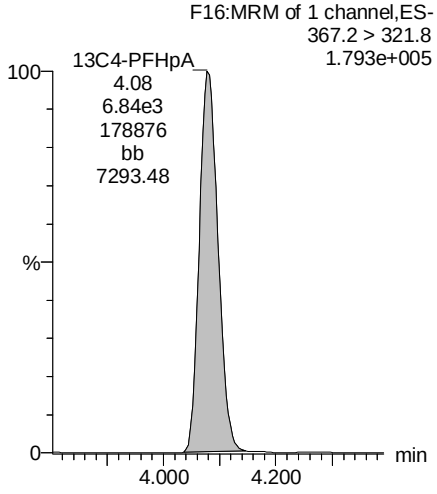

18O2-PFHxS

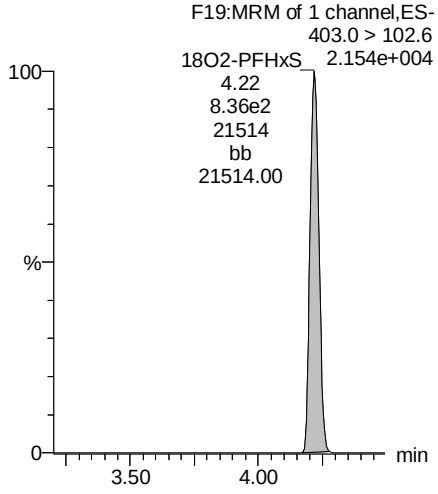

MSF 2/3/18

Rev'd: MM 2/7/2018

Dataset: Z:\Projects\PFAS.PRO\Results\180201M2\180201M2-16.qld

Last Altered: Saturday, February 03, 2018 11:59:36 Pacific Standard Time
Printed: Saturday, February 03, 2018 12:00:51 Pacific Standard Time

Name: 180201M2_16, Date: 01-Feb-2018, Time: 13:33:00, ID: B8A0134-BLK1 Method Blank 0.25, Description: Method Blank

Total PFOA

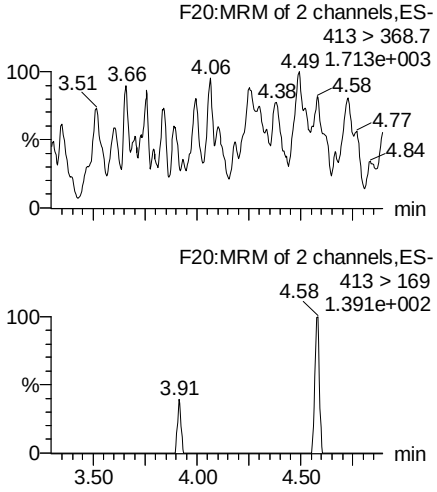

PFNA

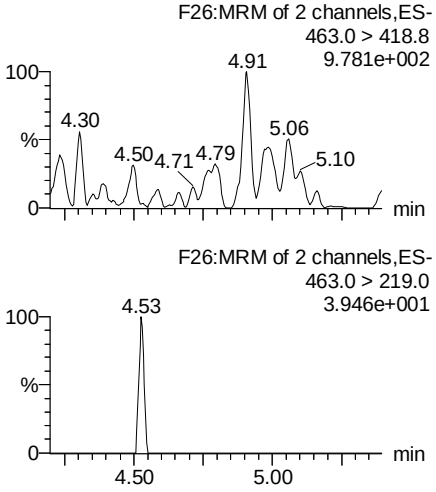

Total PFOS

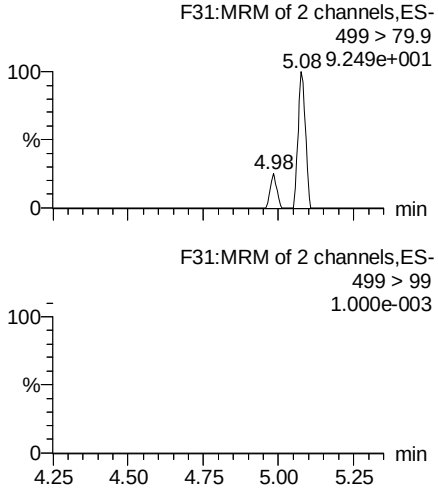

PFDA

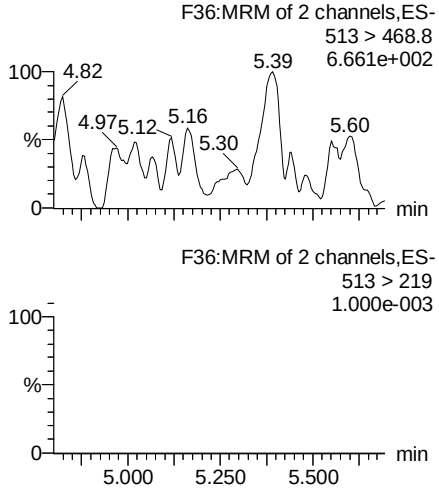

13C2-PFOA

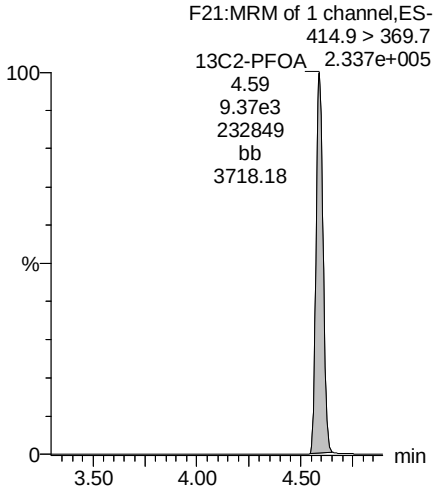

13C5-PFNA

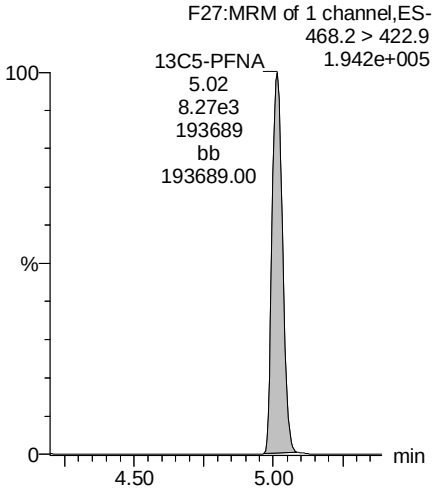

13C8-PFOS

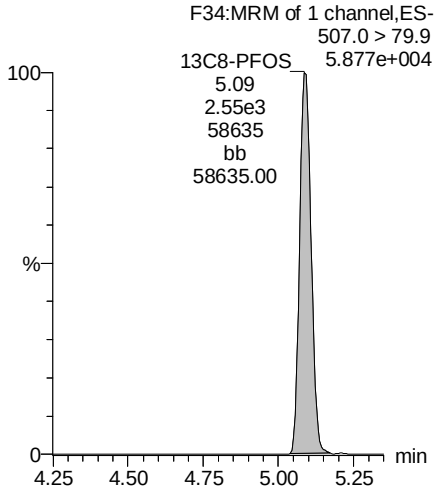

13C2-PFDA

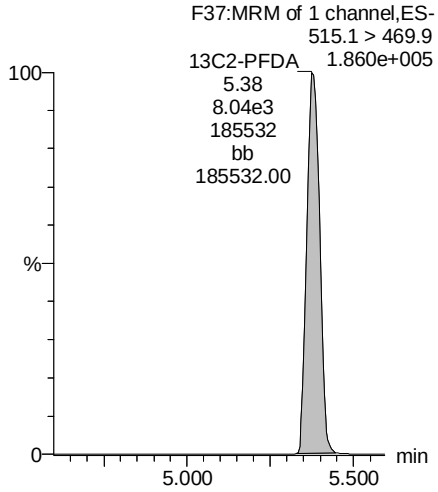

MSF 2/3/18

Rev'd: MM 2/7/2018

Dataset: Z:\Projects\PFAS.PRO\Results\180201M2\180201M2-16.qld

Last Altered: Saturday, February 03, 2018 11:59:36 Pacific Standard Time
Printed: Saturday, February 03, 2018 12:00:51 Pacific Standard Time

Name: 180201M2_16, Date: 01-Feb-2018, Time: 13:33:00, ID: B8A0134-BLK1 Method Blank 0.25, Description: Method Blank

PFUdA

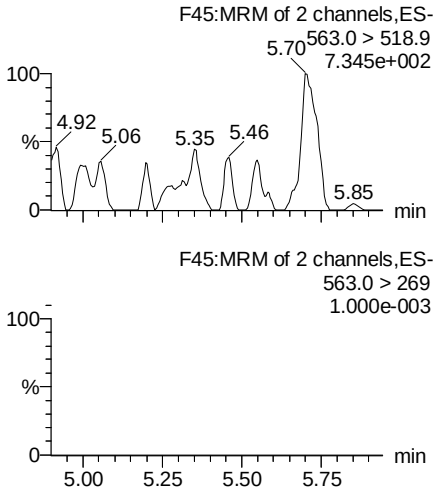

N-MeFOSAA

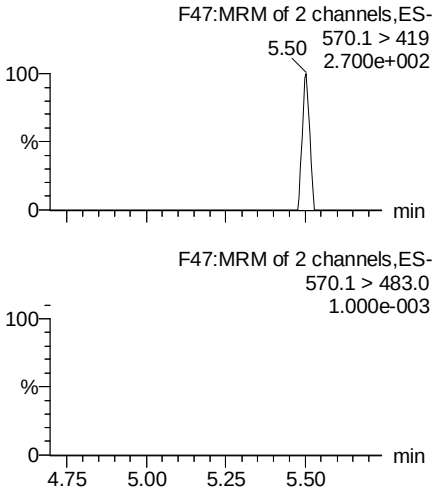

N-EtFOSAA

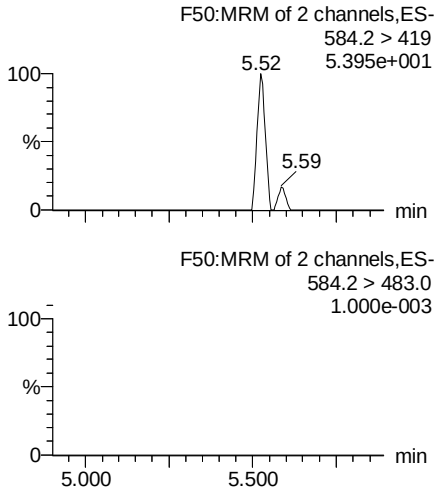

PFDoA

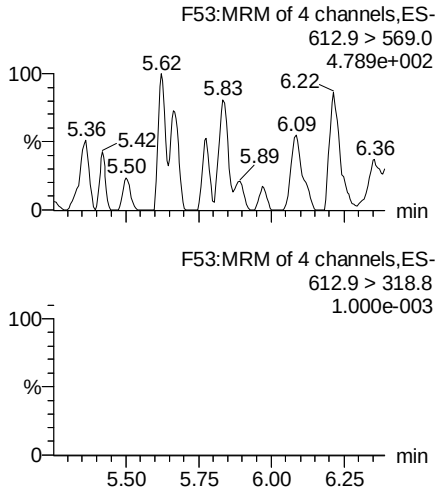

13C2-PFUdA

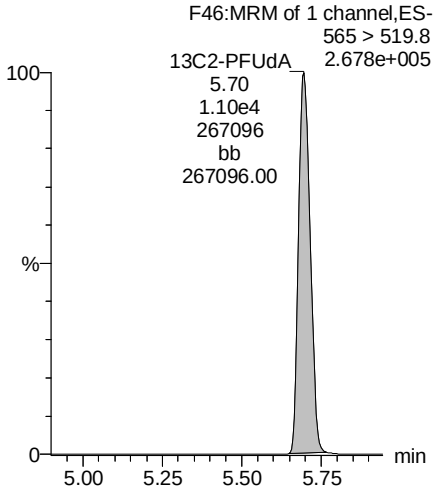

d3-N-MeFOSAA

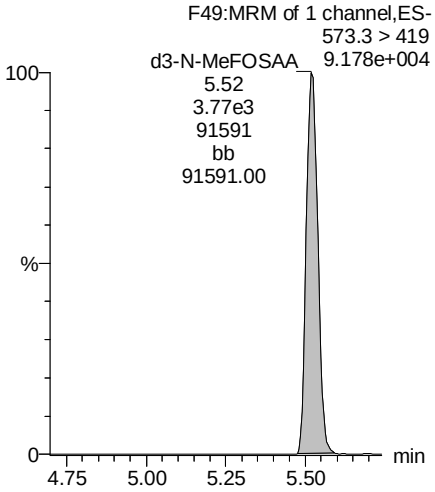

d5-N-EtFOSAA

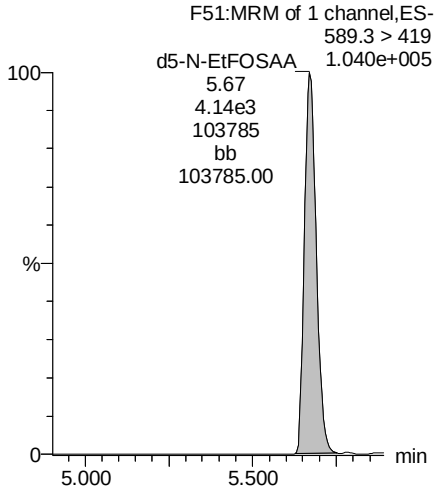

13C2-PFDoA

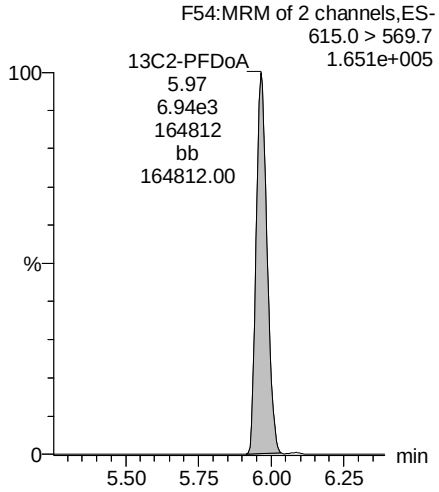

MSF 2/3/18

Rev'd: MM 2/7/2018

Dataset: Z:\Projects\PFAS.PRO\Results\180201M2\180201M2-16.qld

Last Altered: Saturday, February 03, 2018 11:59:36 Pacific Standard Time
Printed: Saturday, February 03, 2018 12:00:51 Pacific Standard Time

Name: 180201M2_16, Date: 01-Feb-2018, Time: 13:33:00, ID: B8A0134-BLK1 Method Blank 0.25, Description: Method Blank

PFTrDA

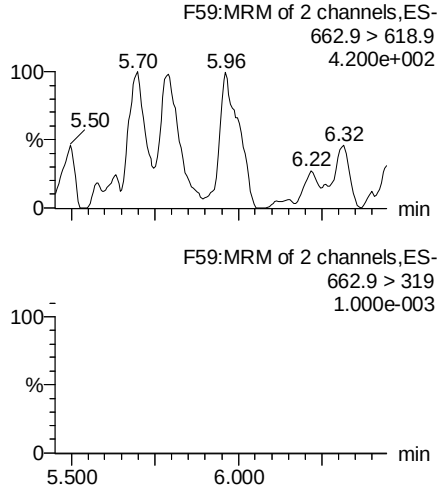

PFTeDA

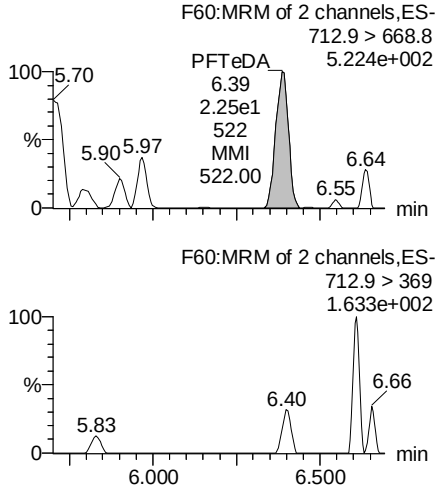

TCDA

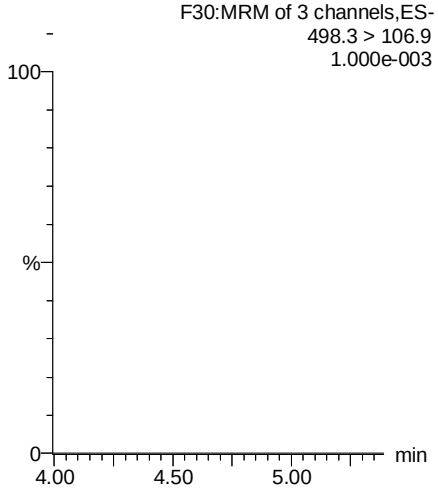

13C5-PFHxA

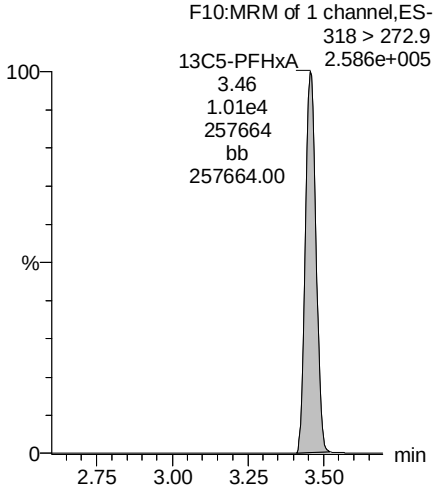

13C2-PFDoA

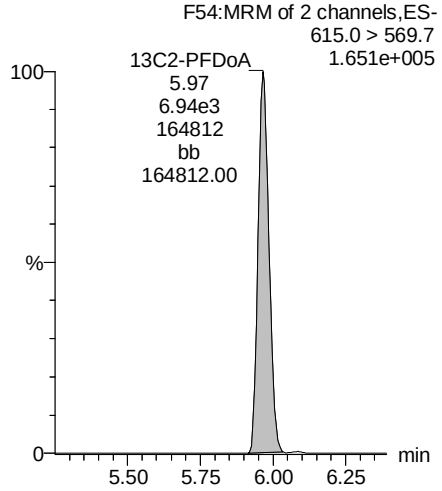

13C2-PFTeDA

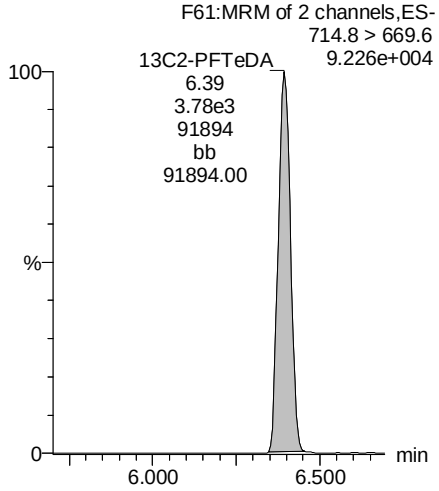

13C8-PFOS

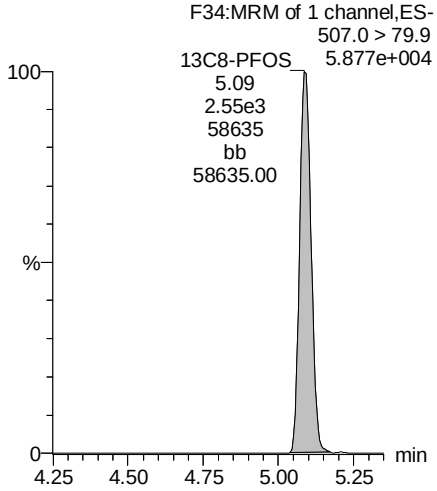

13C8-PFOA

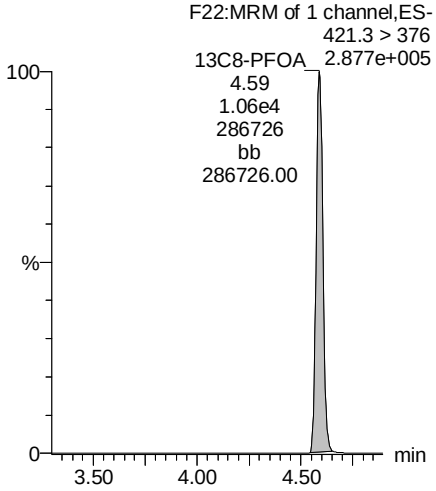

MSF 2/3/18

Rev'd: MM 2/7/2018

Dataset: Z:\Projects\PFAS.PRO\Results\180201M2\180201M2-16.qld

Last Altered: Saturday, February 03, 2018 11:59:36 Pacific Standard Time
Printed: Saturday, February 03, 2018 12:00:51 Pacific Standard Time

Name: 180201M2_16, Date: 01-Feb-2018, Time: 13:33:00, ID: B8A0134-BLK1 Method Blank 0.25, Description: Method Blank

13C3-PFHxS

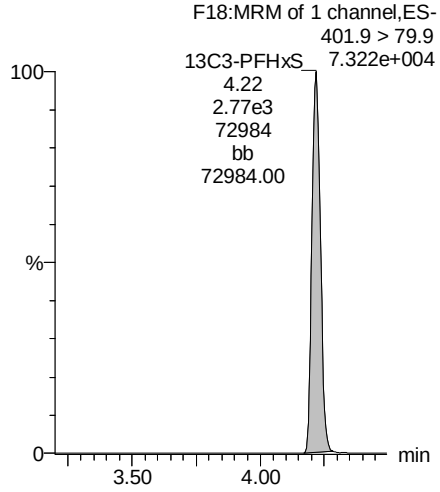

13C9-PFNA

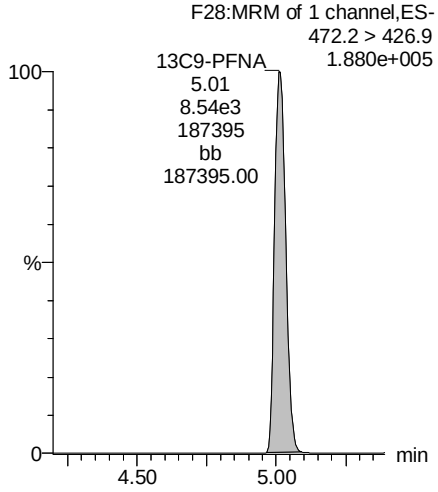

13C4-PFOS

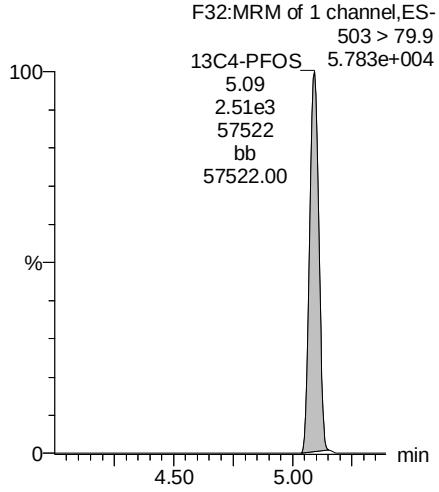

13C6-PFDA

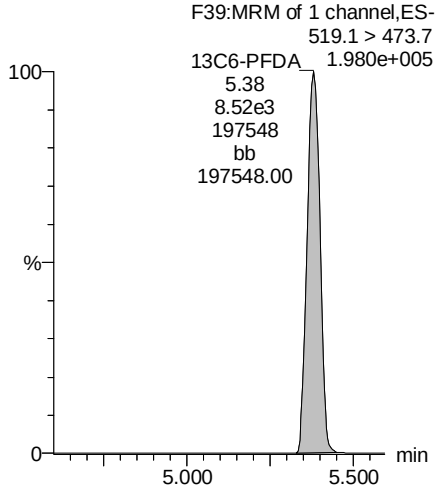

13C7-PFUdA

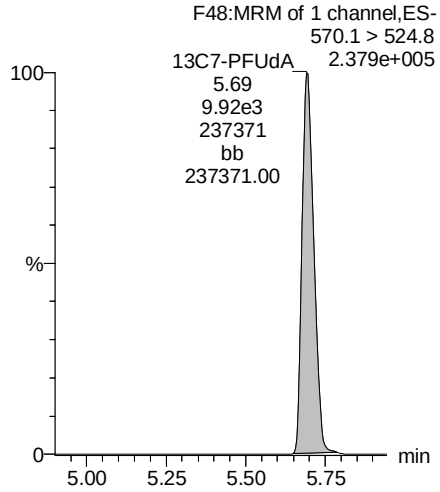

MSF 2/3/18

Vista Analytical Laboratory

Rev'd: MM 2/7/2018

Dataset: Z:\Projects\PFAS.PRO\Results\180201M2\180201M2-15.qld

Last Altered: Friday, February 02, 2018 10:34:00 Pacific Standard Time
Printed: Saturday, February 03, 2018 11:54:51 Pacific Standard Time

Method: F:\Projects\PFAS.PRO\MethDB\PFAS_FULL_80C_020118.mdb 02 Feb 2018 09:02:54
Calibration: F:\Projects\PFAS.PRO\CurveDB\C18_VAL-PFAS_Q4_02-01-18-FULL.cdb 02 Feb 2018 08:56:36

Name: 180201M2_15, Date: 01-Feb-2018, Time: 13:21:29, ID: B8A0134-BS1 OPR 0.25, Description: OPR

	#	Name	Trace	Area	IS Area	Wt./Vol.	RRF	Pred.RT	RT	y Axis Resp.	Conc.	%Rec
1	3	PFBS	299.0 > 79.7	1.66e3	1.17e3	0.250		2.98	2.95	17.8	46.3562	115.9
2	5	PFHxA	313.2 > 268.9	9.24e3	2.67e3	0.250		3.48	3.46	17.3	45.7307	114.3
3	7	PFHpA	363.0 > 318.9	6.43e3	6.10e3	0.250		4.10	4.08	13.2	39.4937	98.7
4	8	L-PFHxS	398.9 > 79.6	1.34e3	9.97e2	0.250		4.24	4.22	16.8	39.9075	99.8
5	11	L-PFOA	413 > 368.7	7.53e3	9.47e3	0.250		4.61	4.59	9.94	40.7862	102.0
6	14	PFNA	463.0 > 418.8	8.74e3	8.94e3	0.250		5.04	5.02	12.2	41.2451	103.1
7	16	L-PFOS	499 > 79.9	2.08e3	2.26e3	0.250		5.11	5.09	11.5	42.0205	105.1
8	18	PFDA	513 > 468.8	7.95e3	7.48e3	0.250		5.40	5.38	13.3	44.0109	110.0
9	21	N-MeFOSAA	570.1 > 419	3.35e3	2.78e3	0.250		5.55	5.53	15.0	42.4757	106.2
10	22	N-EtFOSAA	584.2 > 419	3.69e3	3.77e3	0.250		5.70	5.68	12.2	45.5809	114.0
11	23	PFUdA	563.0 > 518.9	7.40e3	9.47e3	0.250		5.72	5.70	9.77	34.4725	86.2

MSF 2/3/18

Vista Analytical Laboratory

Rev'd: MM 2/7/2018

Dataset: Z:\Projects\PFAS.PRO\Results\180201M2\180201M2-15.qld

Last Altered: Friday, February 02, 2018 10:34:00 Pacific Standard Time
Printed: Saturday, February 03, 2018 11:55:20 Pacific Standard Time

Method: F:\Projects\PFAS.PRO\MethDB\PFAS_FULL_80C_020118.mdb 02 Feb 2018 09:02:54
Calibration: F:\Projects\PFAS.PRO\CurveDB\C18_VAL-PFAS_Q4_02-01-18-FULL.cdb 02 Feb 2018 08:56:36

Name: 180201M2_15, Date: 01-Feb-2018, Time: 13:21:29, ID: B8A0134-BS1 OPR 0.25, Description: OPR

	#	Name	Trace	Area	IS Area	Wt./Vol.	RRF	Pred.RT	RT	y Axis Resp.	Conc.	%Rec
1	25	PFDoA	612.9 > 569.0	8.93e3	8.09e3	0.250		5.99	5.97	13.8	30.2985	75.7
2	27	PFTrDA	662.9 > 618.9	8.70e3	3.77e3	0.250		6.22	6.21	28.8	27.9938	70.0
3	28	PFTeDA	712.9 > 668.8	6.91e3	3.77e3	0.250		6.41	6.39	22.9	42.4340	106.1
4	36	13C3-PFBS	302. > 98.8	1.17e3	9.34e3	0.250	0.120	2.98	2.95	1.57	52.1466	104.3
5	37	13C2-PFHxA	315 > 269.8	2.67e3	9.34e3	0.250	0.700	3.48	3.46	3.57	20.4030	102.0
6	38	13C4-PFHpA	367.2 > 321.8	6.10e3	9.34e3	0.250	0.693	4.10	4.08	8.16	47.1055	94.2
7	39	18O2-PFHxS	403.0 > 102.6	9.97e2	2.70e3	0.250	0.343	4.24	4.22	4.61	53.7959	107.6
8	40	13C2-6:2 FTS	429.1 > 408.9	2.42e3	9.06e3	0.250	0.262	4.56	4.54	3.34	51.0061	102.0
9	41	13C2-PFOA	414.9 > 369.7	9.47e3	9.06e3	0.250	1.064	4.61	4.59	13.1	49.1389	98.3
10	42	13C5-PFNA	468.2 > 422.9	8.94e3	9.23e3	0.250	0.949	5.04	5.02	12.1	51.0600	102.1
11	43	13C8-PFOSA	506.1 > 77.7	1.41e3	1.13e4	0.250	0.211	5.09	5.08	1.56	29.5836	59.2
12	44	13C8-PFOS	507.0 > 79.9	2.26e3	2.67e3	0.250	1.014	5.11	5.09	10.6	41.8213	83.6
13	45	13C2-PFDA	515.1 > 469.9	7.48e3	8.69e3	0.250	1.099	5.40	5.38	10.8	39.1523	78.3
14	46	13C2-8:2 FTS	529.1 > 508.7	1.86e3	9.34e3	0.250	0.194	5.38	5.36	2.50	51.4394	102.9
15	47	d3-N-MeFOSAA	573.3 > 419	2.78e3	1.13e4	0.250	0.381	5.55	5.52	3.09	32.3836	64.8
16	48	d5-N-EtFOSAA	589.3 > 419	3.77e3	1.13e4	0.250	0.430	5.70	5.68	4.18	38.9532	77.9
17	49	13C2-PFUdA	565 > 519.8	9.47e3	1.13e4	0.250	0.966	5.72	5.70	10.5	43.4717	86.9
18	50	13C2-PFDoA	615.0 > 569.7	8.09e3	1.13e4	0.250	0.767	5.99	5.97	8.97	46.7529	93.5
19	52	13C2-PFTeDA	714.8 > 669.6	3.77e3	1.13e4	0.250	0.413	6.41	6.39	4.18	40.5208	81.0
20	57	13C4-PFBA	217. > 171.8	8.57e3	8.57e3	0.250	1.000	1.73	1.71	12.5	50.0000	100.0
21	58	13C5-PFHxA	318 > 272.9	9.34e3	9.34e3	0.250	1.000	3.48	3.46	12.5	50.0000	100.0
22	59	13C3-PFHxS	401.9 > 79.9	2.70e3	2.70e3	0.250	1.000	4.24	4.22	12.5	50.0000	100.0
23	60	13C8-PFOA	421.3 > 376	9.06e3	9.06e3	0.250	1.000	4.61	4.59	12.5	50.0000	100.0
24	61	13C9-PFNA	472.2 > 426.9	9.23e3	9.23e3	0.250	1.000	5.04	5.02	12.5	50.0000	100.0
25	62	13C4-PFOS	503 > 79.9	2.67e3	2.67e3	0.250	1.000	5.11	5.09	12.5	50.0000	100.0
26	63	13C6-PFDA	519.1 > 473.7	8.69e3	8.69e3	0.250	1.000	5.40	5.38	12.5	50.0000	100.0
27	64	13C7-PFUdA	570.1 > 524.8	1.13e4	1.13e4	0.250	1.000	5.72	5.70	12.5	50.0000	100.0
28	65	Total PFHxS	398.9 > 79.6	1.34e3	9.97e2	0.250		4.24		16.8	39.9075	
29	66	Total PFOA	413 > 368.7	7.53e3	9.47e3	0.250		4.61		9.94	40.7862	
30	67	Total PFOS	499 > 79.9	2.08e3	2.26e3	0.250		5.11		11.5	42.0205	
31	68	Total N-MeFOSAA	570.1 > 419	3.35e3	2.78e3	0.250		5.55		15.0	42.4757	
32	69	Total N-EtFOSAA	584.2 > 419	3.69e3	3.77e3	0.250		5.70		12.2	45.5809	

MSF 2/3/18

Vista Analytical Laboratory

Rev'd: MM 2/7/2018

Dataset: Z:\Projects\PFAS.PRO\Results\180201M2\180201M2-15.qld

Last Altered: Friday, February 02, 2018 10:34:00 Pacific Standard Time
Printed: Saturday, February 03, 2018 11:55:20 Pacific Standard Time

Method: F:\Projects\PFAS.PRO\MethDB\PFAS_FULL_80C_020118.mdb 02 Feb 2018 09:02:54
Calibration: F:\Projects\PFAS.PRO\CurveDB\C18_VAL-PFAS_Q4_02-01-18-FULL.cdb 02 Feb 2018 08:56:36

Name: 180201M2_15, Date: 01-Feb-2018, Time: 13:21:29, ID: B8A0134-BS1 OPR 0.25, Description: OPR

PFBS

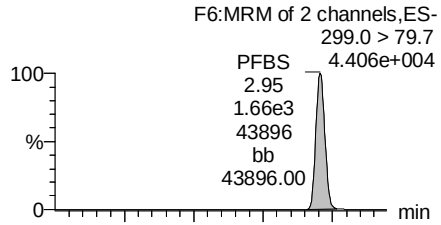

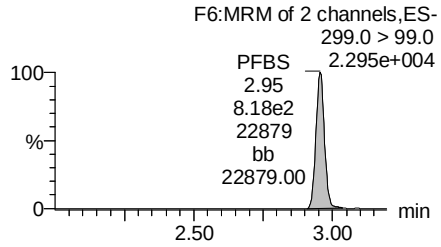

PFHxA

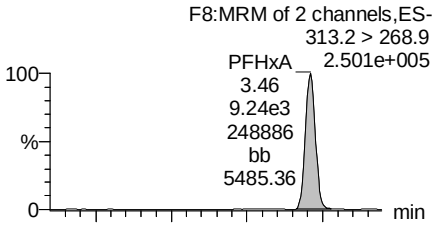

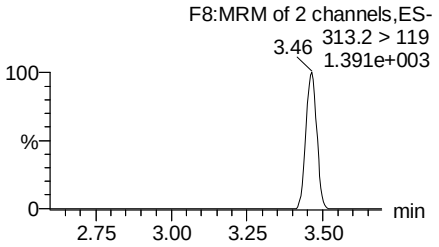

PFHpA

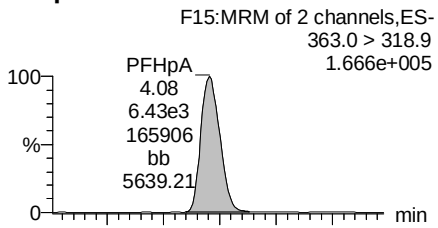

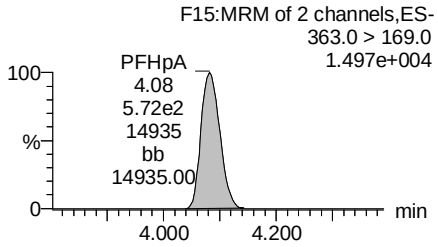

Total PFHxS

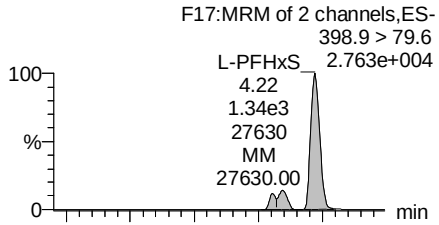

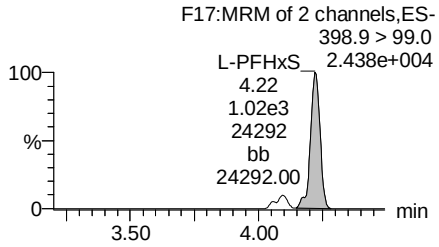

13C3-PFBS

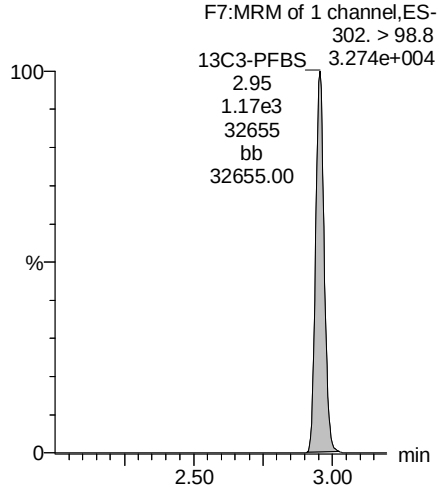

13C2-PFHxA

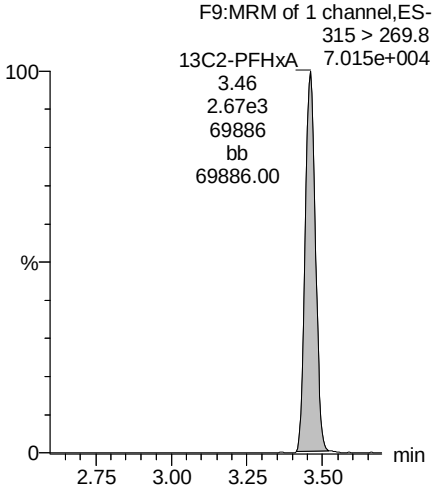

13C4-PFHpA

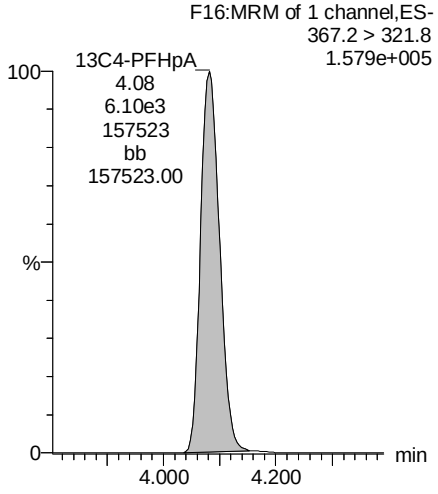

18O2-PFHxS

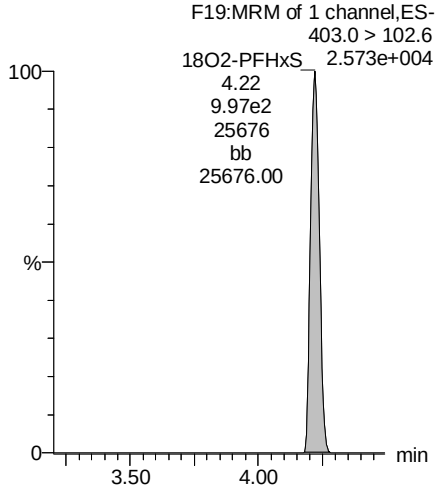

MSF 2/3/18

Vista Analytical Laboratory

Rev'd: MM 2/7/2018

Dataset: Z:\Projects\PFAS.PRO\Results\180201M2\180201M2-15.qld

Last Altered: Friday, February 02, 2018 10:34:00 Pacific Standard Time
Printed: Saturday, February 03, 2018 11:55:20 Pacific Standard Time

Name: 180201M2_15, Date: 01-Feb-2018, Time: 13:21:29, ID: B8A0134-BS1 OPR 0.25, Description: OPR

Total PFOA

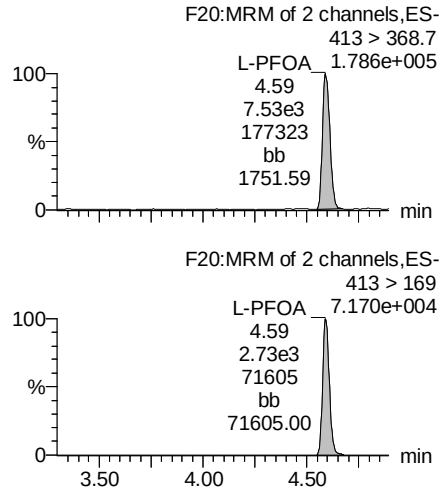

PFNA

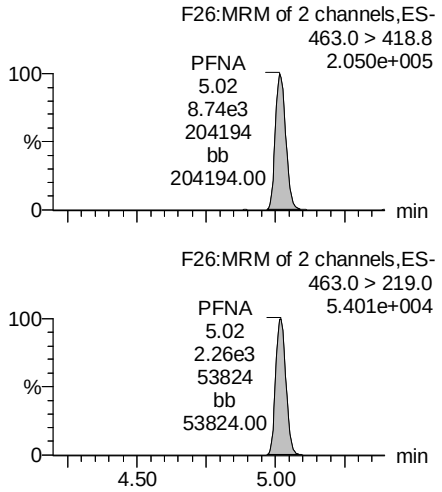

Total PFOS

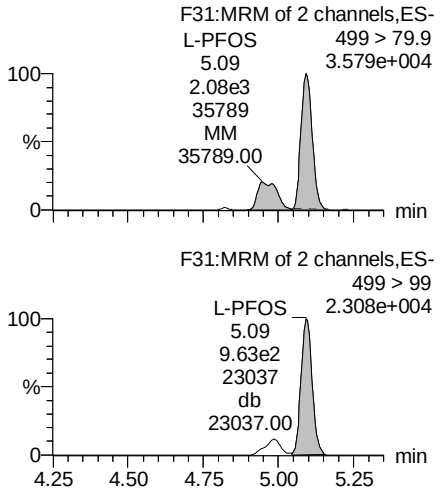

PFDA

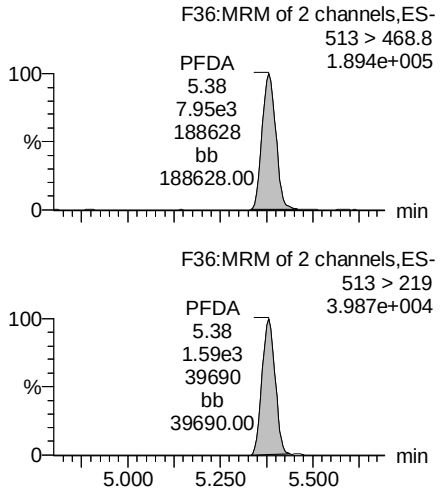

13C2-PFOA

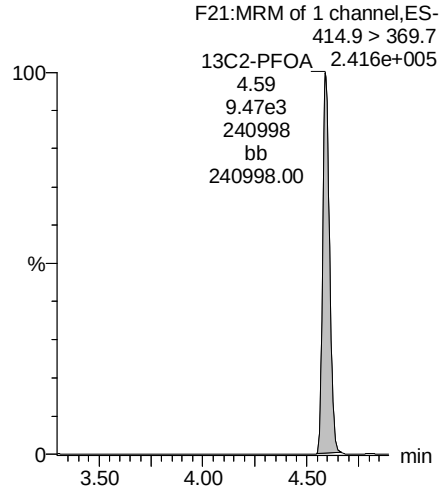

13C5-PFNA

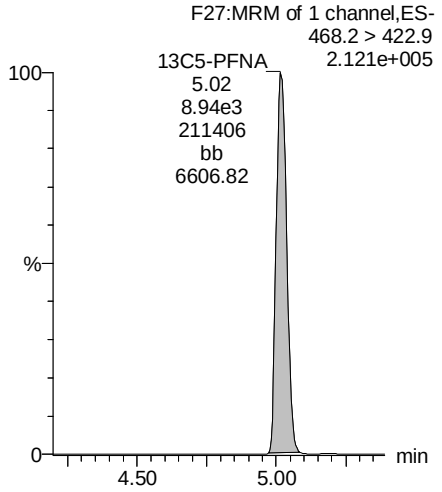

13C8-PFOS

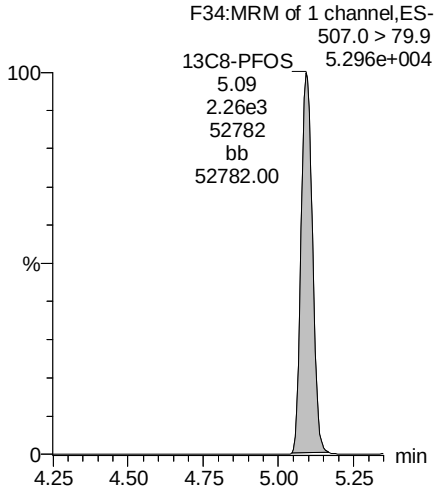

13C2-PFDA

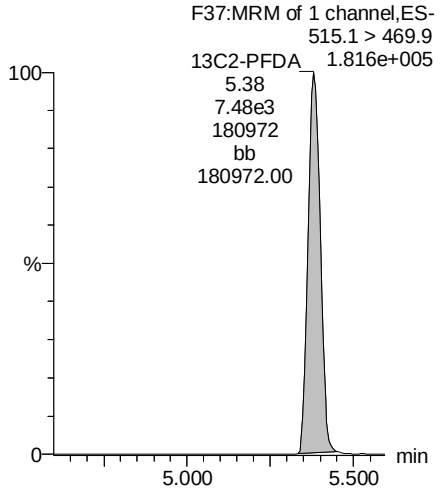

MSF 2/3/18

Vista Analytical Laboratory

Rev'd: MM 2/7/2018

Dataset: Z:\Projects\PFAS.PRO\Results\180201M2\180201M2-15.qld

Last Altered: Friday, February 02, 2018 10:34:00 Pacific Standard Time
Printed: Saturday, February 03, 2018 11:55:20 Pacific Standard Time

Name: 180201M2_15, Date: 01-Feb-2018, Time: 13:21:29, ID: B8A0134-BS1 OPR 0.25, Description: OPR

PFUdA

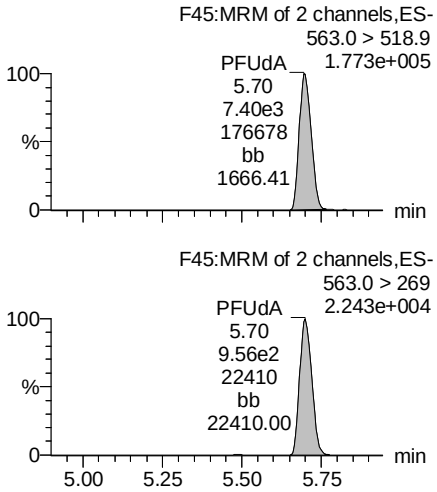

N-MeFOSAA

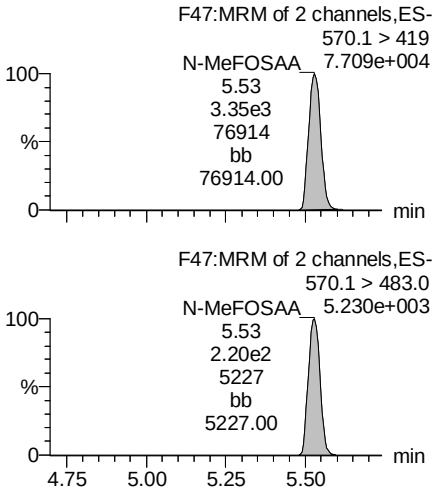

N-EtFOSAA

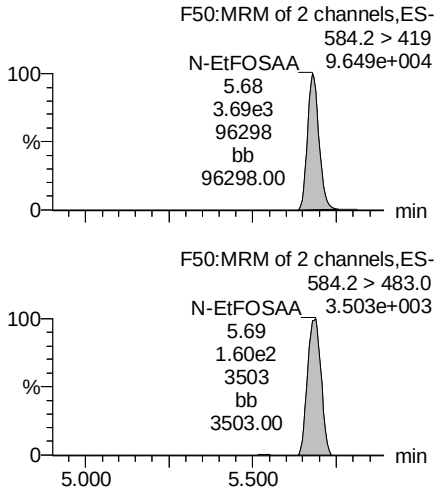

PFDoA

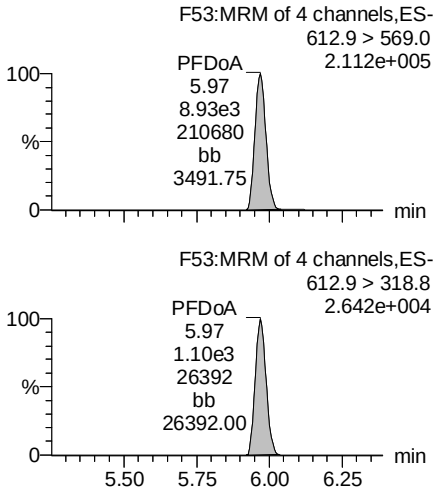

13C2-PFUdA

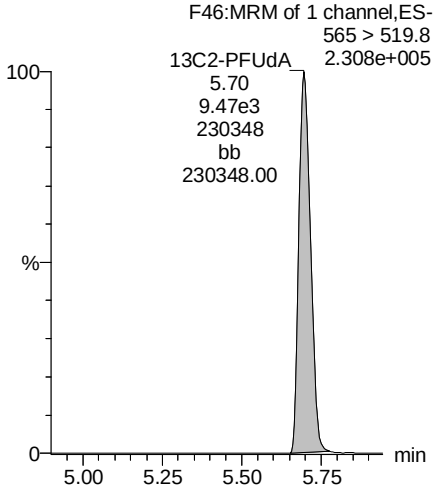

d3-N-MeFOSAA

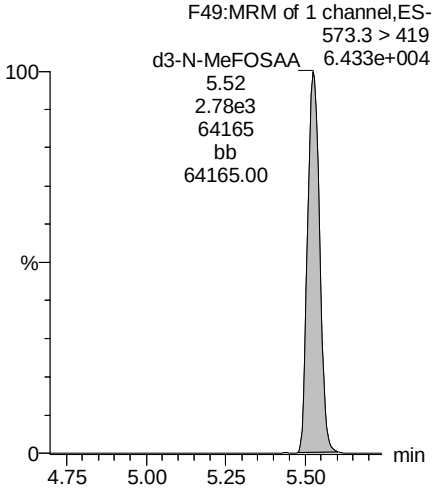

d5-N-EtFOSAA

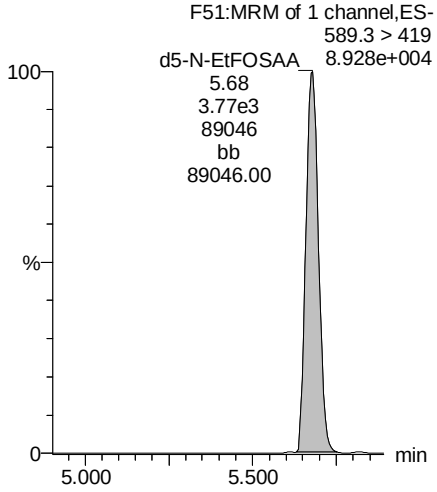

13C2-PFDoA

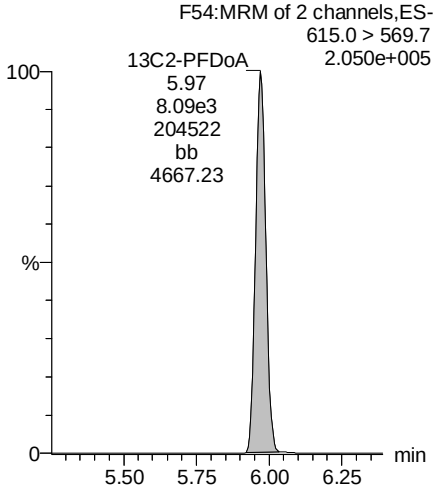

MSF 2/3/18

Vista Analytical Laboratory

Rev'd: MM 2/7/2018

Dataset: Z:\Projects\PFAS.PRO\Results\180201M2\180201M2-15.qld

Last Altered: Friday, February 02, 2018 10:34:00 Pacific Standard Time
Printed: Saturday, February 03, 2018 11:55:20 Pacific Standard Time

Name: 180201M2_15, Date: 01-Feb-2018, Time: 13:21:29, ID: B8A0134-BS1 OPR 0.25, Description: OPR

PFTrDA

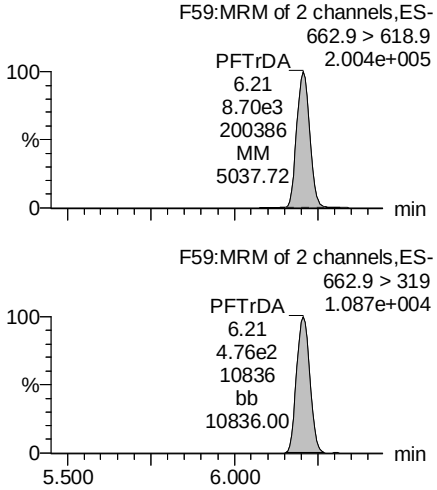

PFTeDA

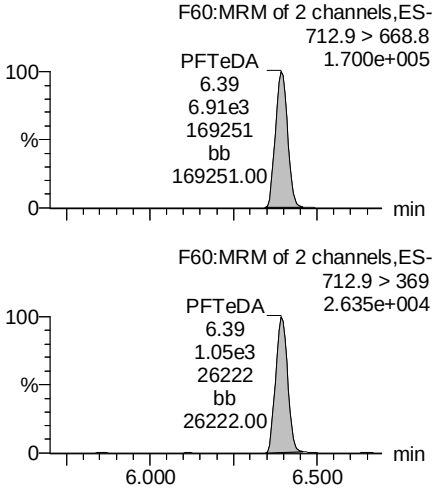

TCDA

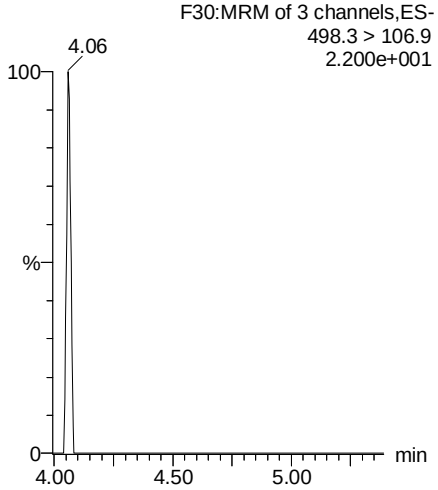

13C5-PFHxA

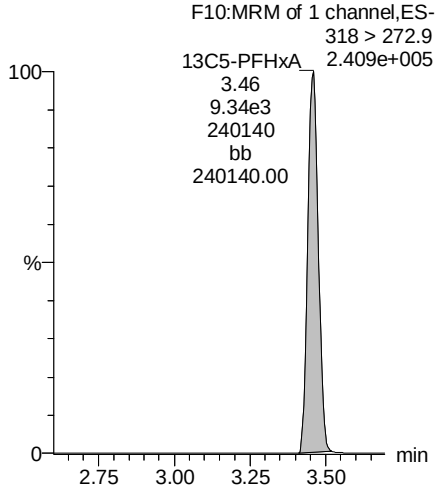

13C2-PFDoA

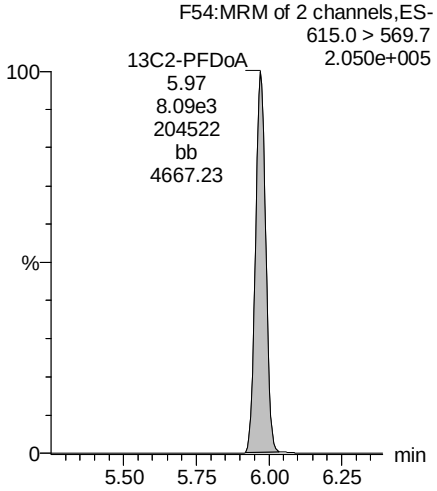

13C2-PFTeDA

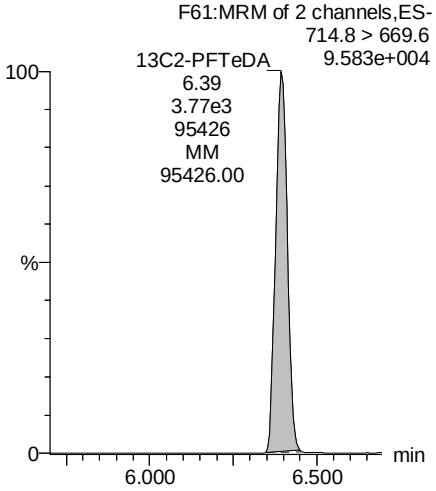

13C8-PFOS

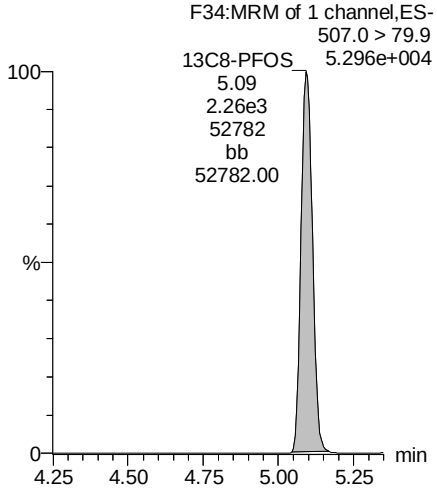

13C8-PFOA

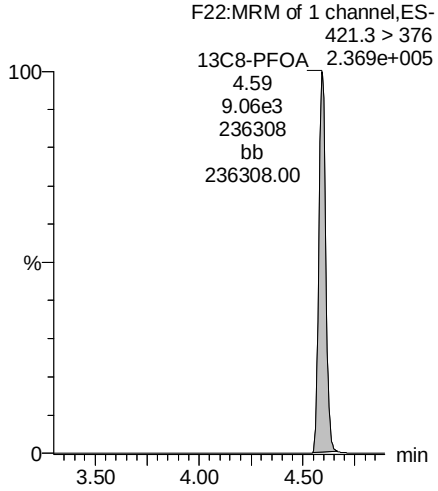

MSF 2/3/18

Vista Analytical Laboratory

Rev'd: MM 2/7/2018

Dataset: Z:\Projects\PFAS.PRO\Results\180201M2\180201M2-15.qld

Last Altered: Friday, February 02, 2018 10:34:00 Pacific Standard Time
Printed: Saturday, February 03, 2018 11:55:20 Pacific Standard Time

Name: 180201M2_15, Date: 01-Feb-2018, Time: 13:21:29, ID: B8A0134-BS1 OPR 0.25, Description: OPR

13C3-PFHxS

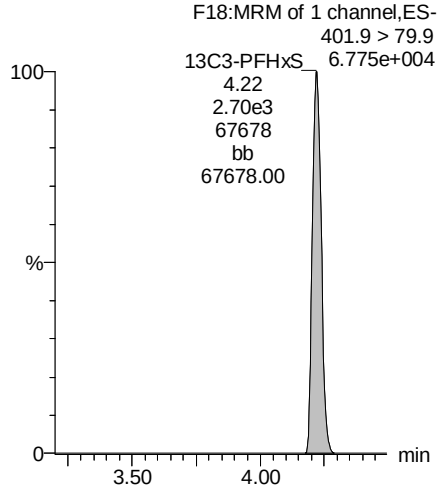

13C9-PFNA

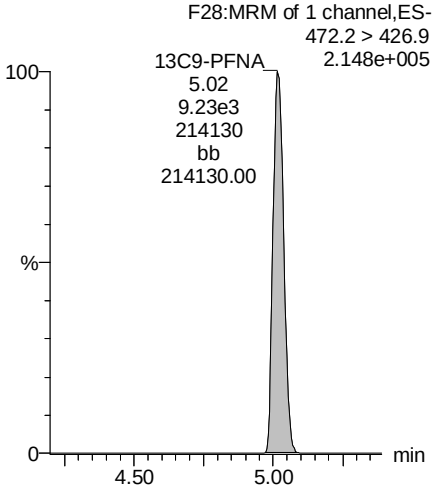

13C4-PFOS

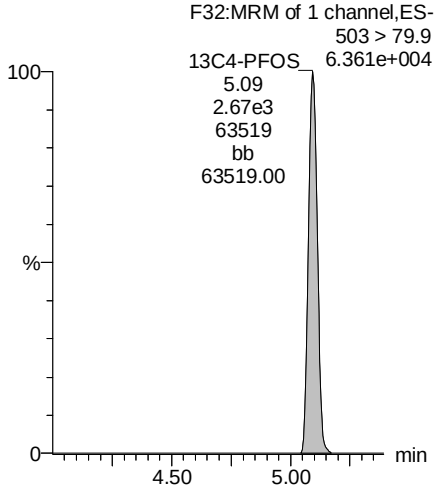

13C6-PFDA

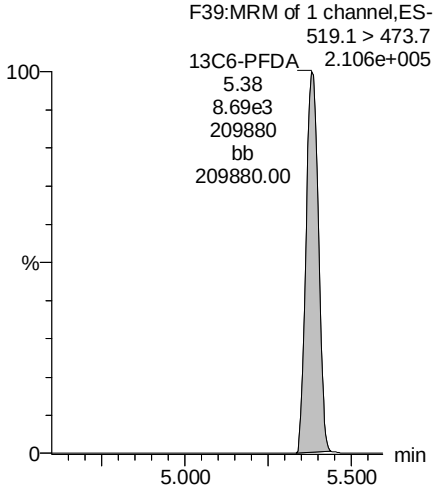

13C7-PFUdA

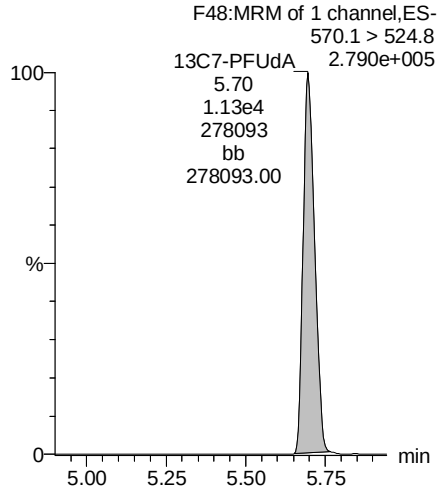

MSF 2/3/18

Vista Analytical Laboratory

Rev'd: MM 2/3/2018

Dataset: Z:\Projects\PFAS.PRO\Results\180129M1\180129M1-45.qld

Last Altered: Friday, February 02, 2018 11:15:23 Pacific Standard Time
Printed: Friday, February 02, 2018 14:23:19 Pacific Standard Time

Method: U:\Q4.PRO\MethDB\PFAS_FULL_80C_012518.mdb 26 Jan 2018 09:01:53
Calibration: U:\Q4.PRO\CurveDB\C18_VAL-PFAS_Q4_01-29-18-FULL.cdb 30 Jan 2018 08:15:32

Name: 180129M1_45, Date: 29-Jan-2018, Time: 18:41:26, ID: B8A0163-BLK1 Method Blank 0.25, Description: Method Blank

	#	Name	Trace	Area	IS Area	Wt./Vol.	RRF	Pred.RT	RT	y Axis Resp.	Conc.	%Rec
1	1	PFBA	213.0 > 168.8		5.93e3	0.2500		1.29				
2	2	PFPeA	263.1 > 218.9		6.91e3	0.2500		2.27				
3	3	PFBS	299.0 > 79.7		1.07e3	0.2500		2.56				
4	4	PFHxA	313.2 > 268.9		2.34e3	0.2500		3.05				
5	5	PFHpA	363.0 > 318.9		6.02e3	0.2500		3.68				
6	6	L-PFHxS	398.9 > 79.6		8.11e2	0.2500		3.80				
7	9	L-PFOA	413 > 368.7		7.67e3	0.2500		4.20				
8	12	PFNA	463.0 > 418.8		6.37e3	0.2500		4.65				
9	13	PFOSA	498.1 > 77.8		1.14e3	0.2500		4.70				
10	14	L-PFOS	499 > 79.9		2.28e3	0.2500		4.75				
11	16	PFDA	513 > 468.8		5.89e3	0.2500		5.03				
12	18	N-MeFOSAA	570.1 > 419		2.92e3	0.2500		5.20				
13	19	N-EtFOSAA	584.2 > 419		3.83e3	0.2500		5.30				
14	20	PFUdA	563.0 > 518.9		6.51e3	0.2500		5.36				
15	21	PFDS	598.8 > 80		5.04e3	0.2500		5.40				
16	22	PFDoA	612.9 > 569.0		5.04e3	0.2500		5.65				
17	24	PFTrDA	662.9 > 618.9		5.04e3	0.2500		5.90				

ANP 2/2/2018

Vista Analytical Laboratory

Rev'd: MM 2/3/2018

Dataset: Z:\Projects\PFAS.PRO\Results\180129M1\180129M1-45.qld

Last Altered: Friday, February 02, 2018 11:15:23 Pacific Standard Time
Printed: Friday, February 02, 2018 14:23:30 Pacific Standard Time

Method: U:\Q4.PRO\MethDB\PFAS_FULL_80C_012518.mdb 26 Jan 2018 09:01:53
Calibration: U:\Q4.PRO\CurveDB\C18_VAL-PFAS_Q4_01-29-18-FULL.cdb 30 Jan 2018 08:15:32

Name: 180129M1_45, Date: 29-Jan-2018, Time: 18:41:26, ID: B8A0163-BLK1 Method Blank 0.25, Description: Method Blank

	#	Name	Trace	Area	IS Area	Wt./Vol.	RRF	Pred.RT	RT	y Axis Resp.	Conc.	%Rec
1	25	PFTeDA	712.9 > 668.8		2.12e3	0.2500		6.12				
2	31	13C3-PFBA	216.1 > 171.8	5.93e3	7.43e3	0.2500	0.861	1.30	1.38	9.97	46.325	92.7
3	32	13C3-PFPeA	266. > 221.8	6.91e3	9.52e3	0.2500	0.860	2.27	2.33	9.07	42.181	84.4
4	33	13C3-PFBS	302. > 98.8	1.07e3	9.52e3	0.2500	0.106	2.56	2.61	1.40	53.083	106.2
5	34	13C2-PFHxA	315 > 269.8	2.34e3	9.52e3	0.2500	0.705	3.05	3.10	3.08	17.467	87.3
6	35	13C4-PFHpA	367.2 > 321.8	6.02e3	9.52e3	0.2500	0.688	3.68	3.72	7.90	45.966	91.9
7	36	18O2-PFHxS	403.0 > 102.6	8.11e2	2.31e3	0.2500	0.348	3.80	3.86	4.39	50.457	100.9
8	37	13C2-6:2 FTS	429.1 > 408.9	2.02e3	9.84e3	0.2500	0.238	4.15	4.18	2.56	43.044	86.1
9	38	13C2-PFOA	414.9 > 369.7	7.67e3	9.84e3	0.2500	1.190	4.20	4.23	9.75	32.776	65.6
10	39	13C5-PFNA	468.2 > 422.9	6.37e3	8.45e3	0.2500	0.999	4.65	4.66	9.43	37.756	75.5
11	40	13C8-PFOSA	506.1 > 77.7	1.14e3	9.98e3	0.2500	0.211	4.70	4.74	1.43	27.011	54.0
12	41	13C8-PFOS	507.0 > 79.9	2.28e3	2.74e3	0.2500	0.957	4.75	4.75	10.4	43.440	86.9
13	42	13C2-PFDA	515.1 > 469.9	5.89e3	7.14e3	0.2500	0.965	5.03	5.04	10.3	42.742	85.5
14	43	13C2-8:2 FTS	529.1 > 508.7	1.57e3	9.52e3	0.2500	0.162	5.00	5.00	2.07	51.023	102.0
15	44	d3-N-MeFOSAA	573.3 > 419	2.92e3	9.98e3	0.2500	0.398	5.20	5.18	3.66	36.775	73.5
16	45	d5-N-EtFOSAA	589.3 > 419	3.83e3	9.98e3	0.2500	0.435	5.30	5.33	4.80	44.111	88.2
17	46	13C2-PFUdA	565 > 519.8	6.51e3	9.98e3	0.2500	1.057	5.36	5.35	8.16	30.889	61.8
18	47	13C2-PFDoA	615.0 > 569.7	5.04e3	9.98e3	0.2500	0.851	5.65	5.63	6.32	29.697	59.4
19	49	13C2-PFTeDA	714.8 > 669.6	2.12e3	9.98e3	0.2500	0.403	6.12	6.09	2.66	26.414	52.8
20	54	13C4-PFBA	217. > 171.8	7.43e3	7.43e3	0.2500	1.000	1.30	1.38	12.5	50.000	100.0
21	55	13C5-PFHxA	318 > 272.9	9.52e3	9.52e3	0.2500	1.000	3.05	3.10	12.5	50.000	100.0
22	56	13C3-PFHxS	401.9 > 79.9	2.31e3	2.31e3	0.2500	1.000	3.80	3.86	12.5	50.000	100.0
23	57	13C8-PFOA	421.3 > 376	9.84e3	9.84e3	0.2500	1.000	4.20	4.23	12.5	50.000	100.0
24	58	13C9-PFNA	472.2 > 426.9	8.45e3	8.45e3	0.2500	1.000	4.65	4.66	12.5	50.000	100.0
25	59	13C4-PFOS	503 > 79.9	2.74e3	2.74e3	0.2500	1.000	4.60	4.74	12.5	50.000	100.0
26	60	13C6-PFDA	519.1 > 473.7	7.14e3	7.14e3	0.2500	1.000	5.03	5.03	12.5	50.000	100.0
27	61	13C7-PFUdA	570.1 > 524.8	9.98e3	9.98e3	0.2500	1.000	5.36	5.36	12.5	50.000	100.0
28	62	Total PFHxS	398.9 > 79.6	0.00e0	8.11e2	0.2500		3.70		0.000		
29	63	Total PFOA	413 > 368.7	0.00e0	7.67e3	0.2500		4.60		0.000		
30	64	Total PFOS	499 > 79.9	0.00e0	2.28e3	0.2500		4.70		0.000		
31	65	Total N-MeFOSAA	570.1 > 419	0.00e0	2.92e3	0.2500		5.20		0.000		
32	66	Total N-EtFOSAA	584.2 > 419	0.00e0	3.83e3	0.2500		5.30		0.000		

ANP 2/2/2018

Dataset: Z:\Projects\PFAS.PRO\Results\180129M1\180129M1-45.qld

Last Altered: Friday, February 02, 2018 11:15:23 Pacific Standard Time
Printed: Friday, February 02, 2018 14:23:30 Pacific Standard Time

Method: U:\Q4.PRO\MethDB\PFAS_FULL_80C_012518.mdb 26 Jan 2018 09:01:53
Calibration: U:\Q4.PRO\CurveDB\C18_VAL-PFAS_Q4_01-29-18-FULL.cdb 30 Jan 2018 08:15:32

Name: 180129M1_45, Date: 29-Jan-2018, Time: 18:41:26, ID: B8A0163-BLK1 Method Blank 0.25, Description: Method Blank

Total PFHxS

	#	Name	Trace	RT	Area	IS Area	Response	Primary Flags	Conc.
1									

Total PFOA

	#	Name	Trace	RT	Area	IS Area	Response	Primary Flags	Conc.
1									

Total PFOS

	#	Name	Trace	RT	Area	IS Area	Response	Primary Flags	Conc.
1									

Total N-Me-FOSAA

	#	Name	Trace	RT	Area	IS Area	Response	Primary Flags	Conc.
1									

Total N-EtFOSAA

	#	Name	Trace	RT	Area	IS Area	Response	Primary Flags	Conc.
1									

Total PFOA+PFOS,Total PFOA,Total PFOS

	#	Name	Trace	RT	Area	IS Area	Response	Primary Flags	Conc.
1									

ANP 2/2/2018

Dataset: Z:\Projects\PFAS.PRO\Results\180129M1\180129M1-45.qld

Last Altered: Friday, February 02, 2018 11:15:23 Pacific Standard Time
Printed: Friday, February 02, 2018 14:23:30 Pacific Standard Time

Method: U:\Q4.PRO\MethDB\PFAS_FULL_80C_012518.mdb 26 Jan 2018 09:01:53
Calibration: U:\Q4.PRO\CurveDB\C18_VAL-PFAS_Q4_01-29-18-FULL.cdb 30 Jan 2018 08:15:32

Name: 180129M1_45, Date: 29-Jan-2018, Time: 18:41:26, ID: B8A0163-BLK1 Method Blank 0.25, Description: Method Blank

PFBA

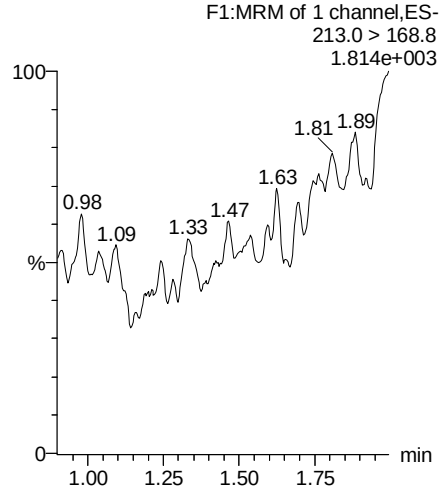

PFPeA

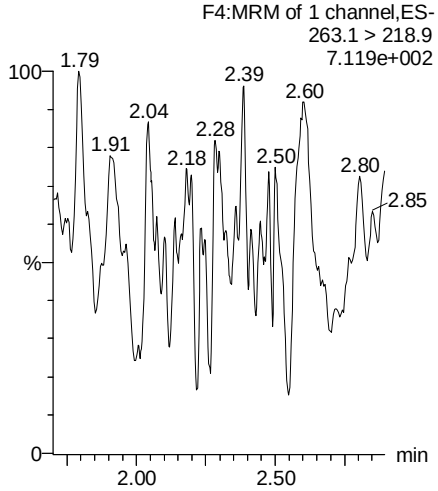

PFBS

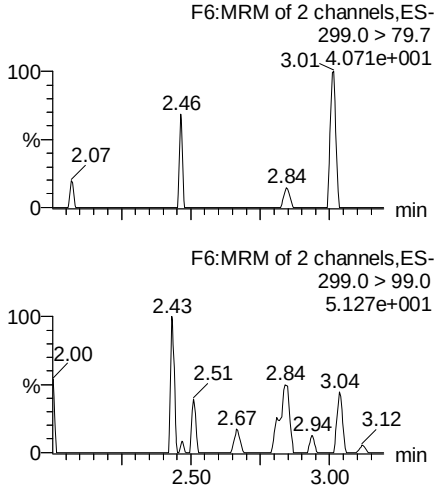

PFHxA

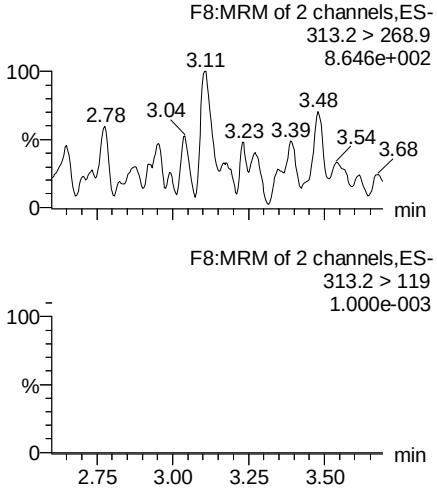

13C3-PFBA

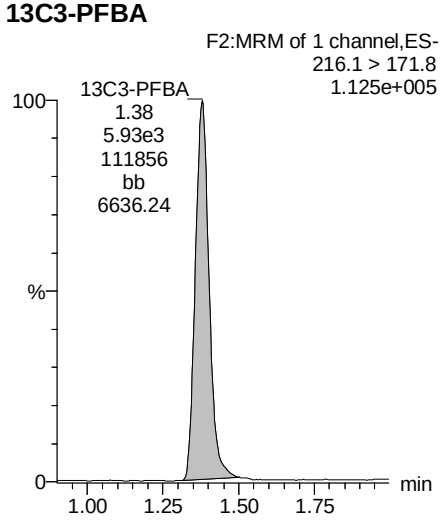

13C3-PFPeA

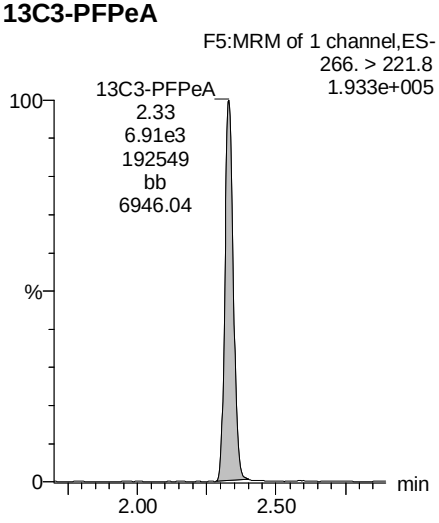

13C3-PFBS

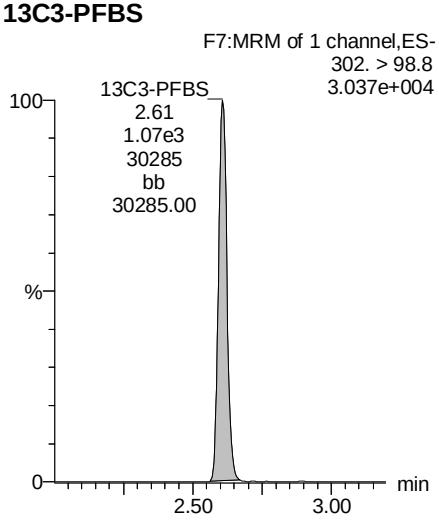

13C2-PFHxA

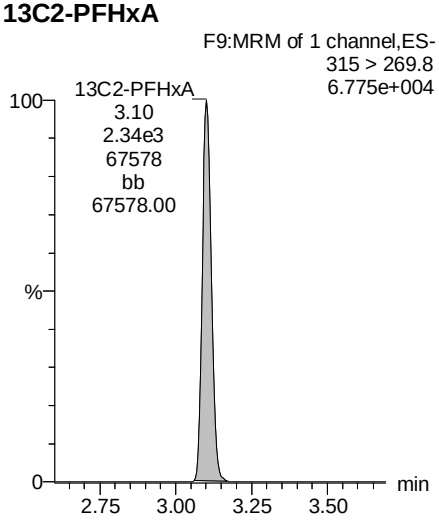

ANP 2/2/2018

Dataset: Z:\Projects\PFAS.PRO\Results\180129M1\180129M1-45.qld

Last Altered: Friday, February 02, 2018 11:15:23 Pacific Standard Time
Printed: Friday, February 02, 2018 14:23:30 Pacific Standard Time

Name: 180129M1_45, Date: 29-Jan-2018, Time: 18:41:26, ID: B8A0163-BLK1 Method Blank 0.25, Description: Method Blank

PFHpA

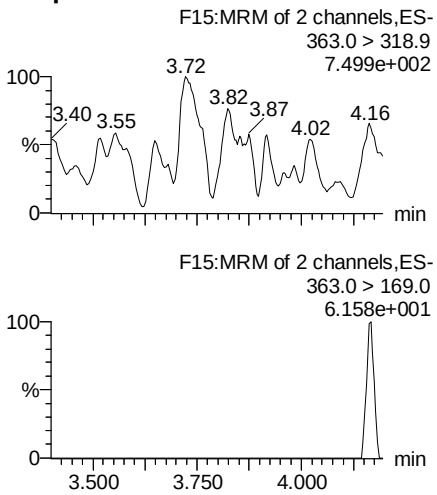

Total PFHxS

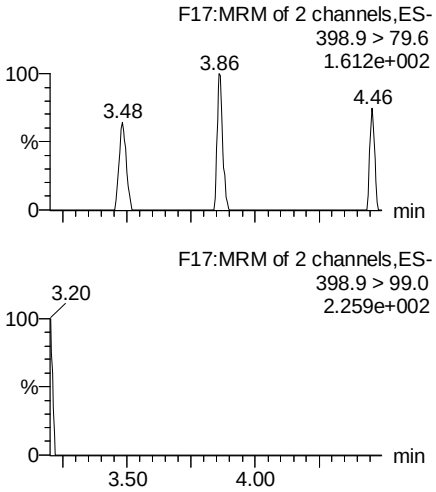

Total PFOA

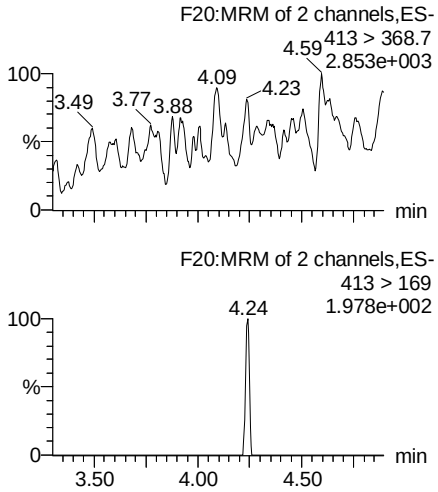

Total PFOS

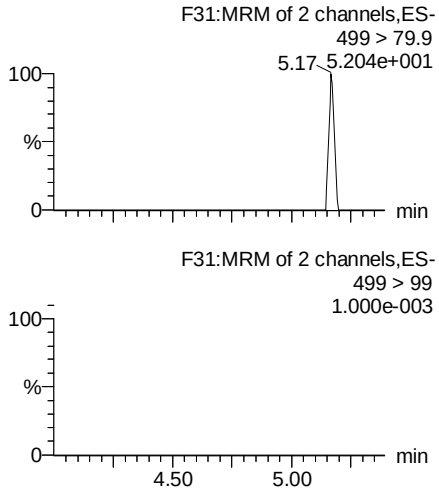

13C4-PFHpA

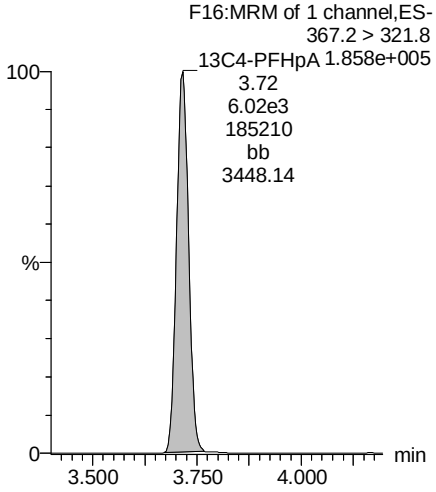

18O2-PFHxS

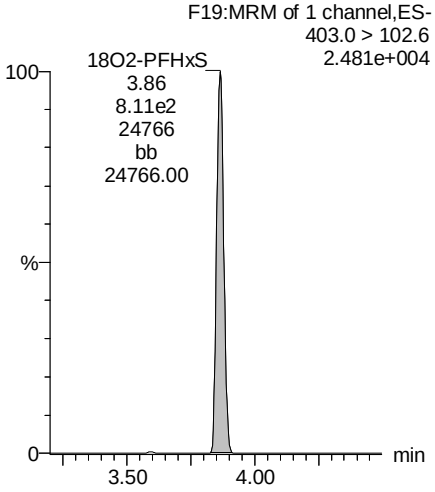

13C2-PFOA

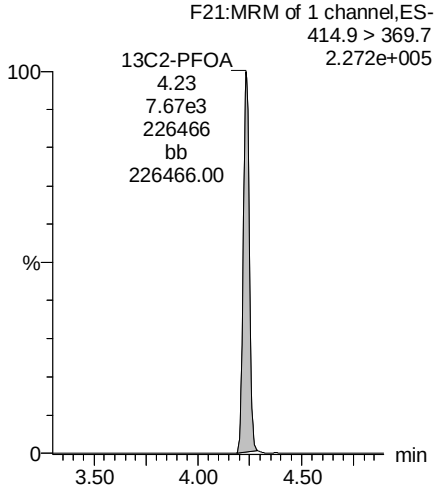

13C8-PFOS

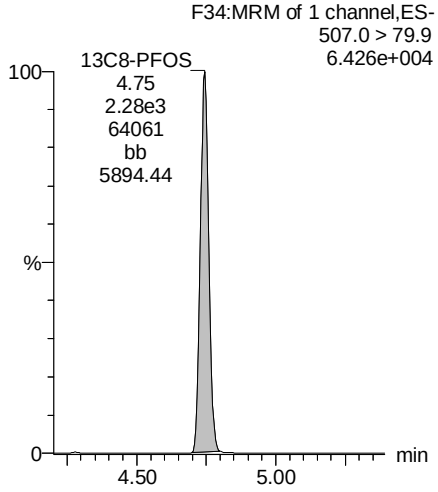

ANP 2/2/2018

Dataset: Z:\Projects\PFAS.PRO\Results\180129M1\180129M1-45.qld

Last Altered: Friday, February 02, 2018 11:15:23 Pacific Standard Time
Printed: Friday, February 02, 2018 14:23:30 Pacific Standard Time

Name: 180129M1_45, Date: 29-Jan-2018, Time: 18:41:26, ID: B8A0163-BLK1 Method Blank 0.25, Description: Method Blank

PFNA

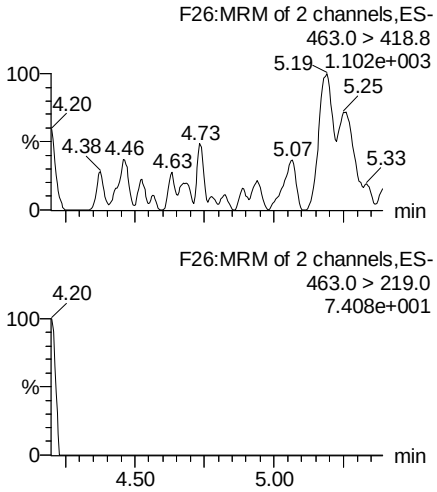

PFOSA

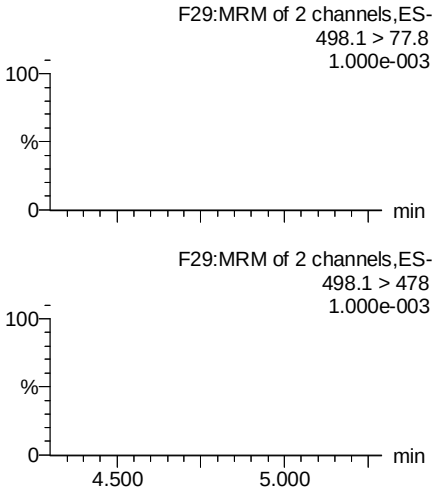

PFDA

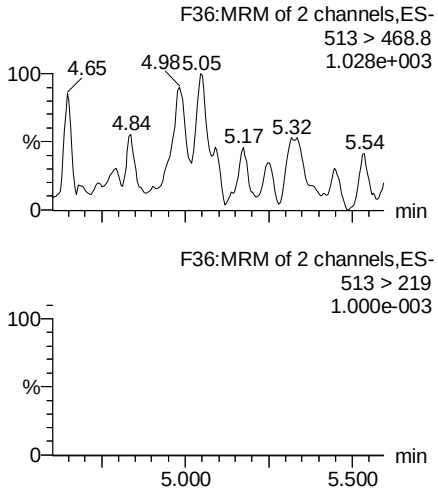

N-MeFOSAA

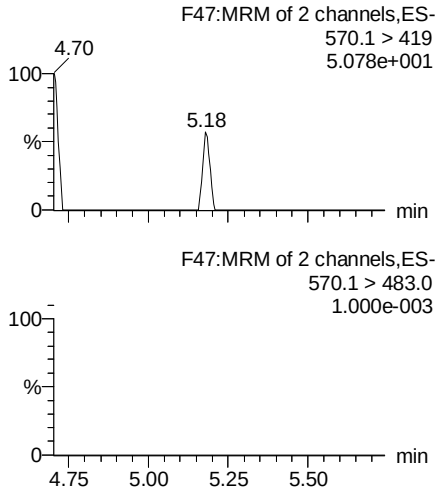

13C5-PFNA

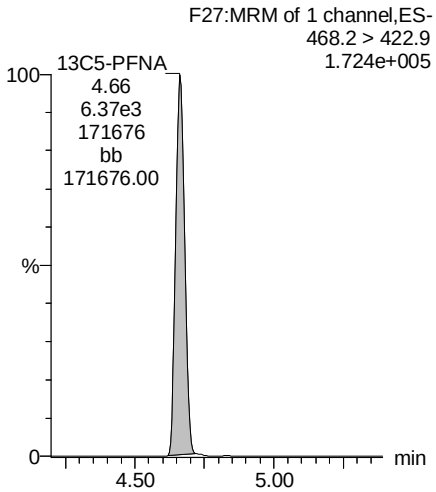

13C8-PFOSA

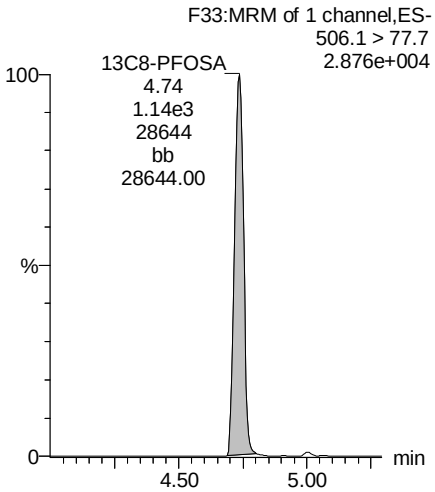

13C2-PFDA

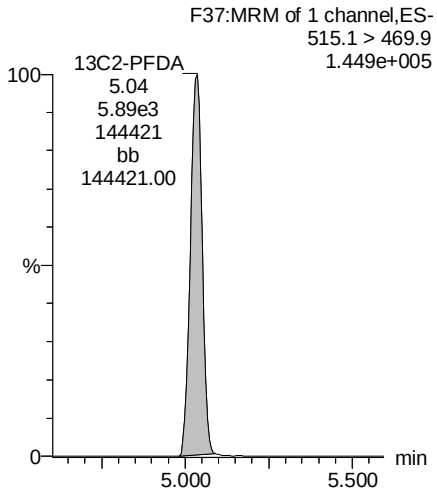

d3-N-MeFOSAA

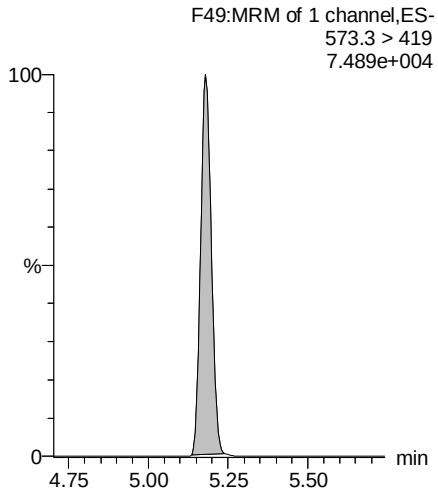

ANP 2/2/2018

Dataset: Z:\Projects\PFAS.PRO\Results\180129M1\180129M1-45.qld

Last Altered: Friday, February 02, 2018 11:15:23 Pacific Standard Time
Printed: Friday, February 02, 2018 14:23:30 Pacific Standard Time

Name: 180129M1_45, Date: 29-Jan-2018, Time: 18:41:26, ID: B8A0163-BLK1 Method Blank 0.25, Description: Method Blank

N-EtFOSAA

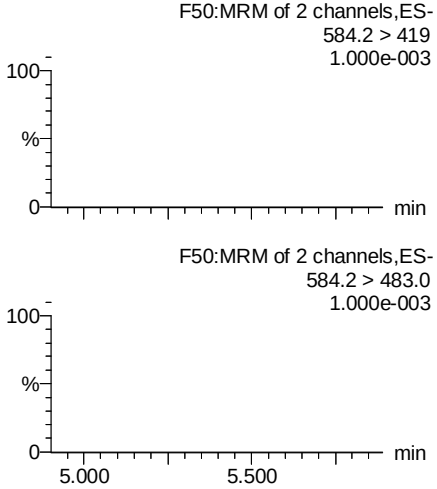

PFUdA

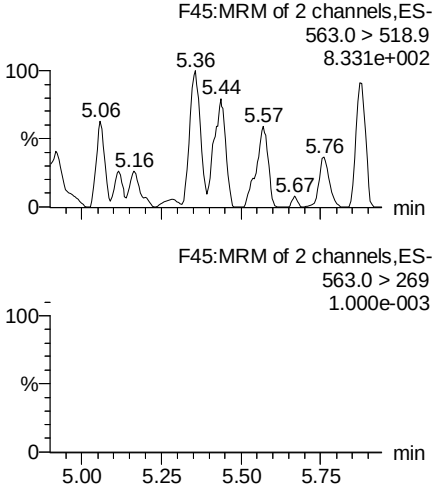

PFDS

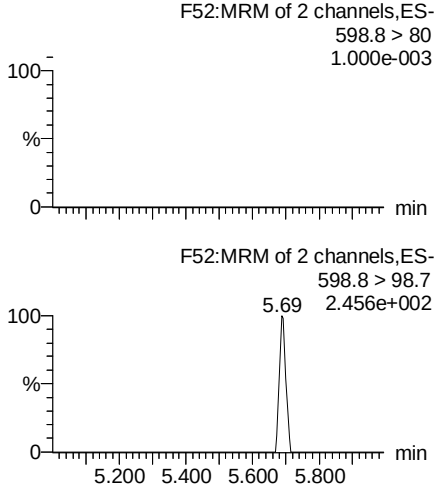

PFDoA

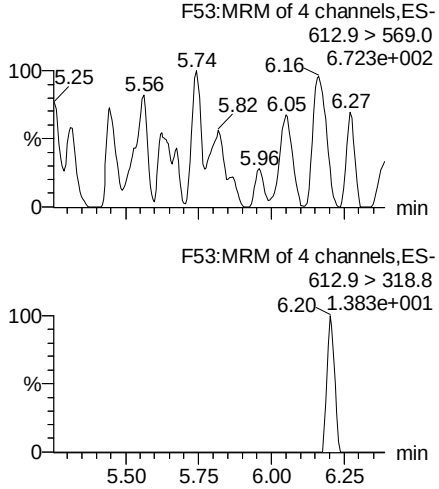

13C2-PFUdA

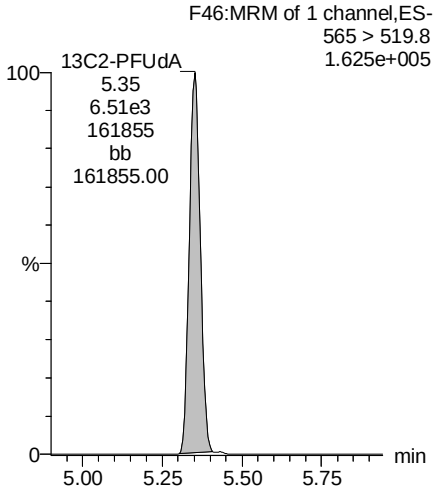

13C2-PFDoA

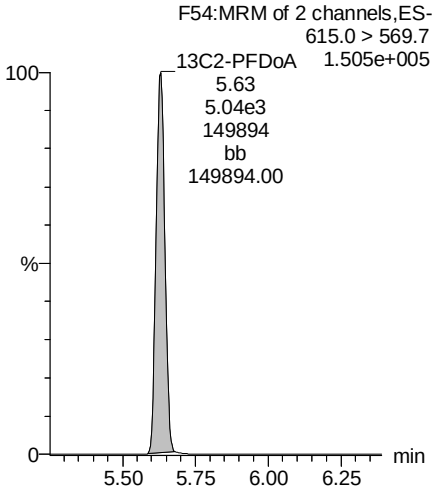

13C2-PFDoA

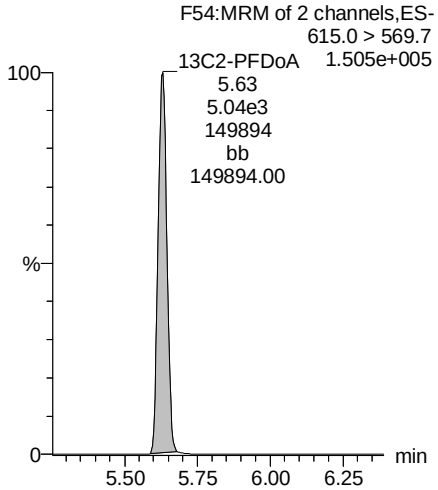

d5-N-EtFOSAA

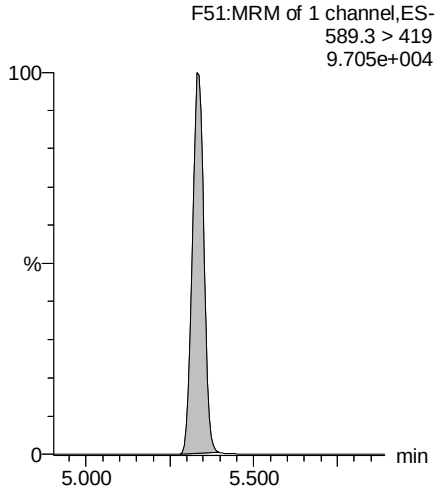

ANP 2/2/2018

Dataset: Z:\Projects\PFAS.PRO\Results\180129M1\180129M1-45.qld

Last Altered: Friday, February 02, 2018 11:15:23 Pacific Standard Time
Printed: Friday, February 02, 2018 14:23:30 Pacific Standard Time

Name: 180129M1_45, Date: 29-Jan-2018, Time: 18:41:26, ID: B8A0163-BLK1 Method Blank 0.25, Description: Method Blank

PFTeDA

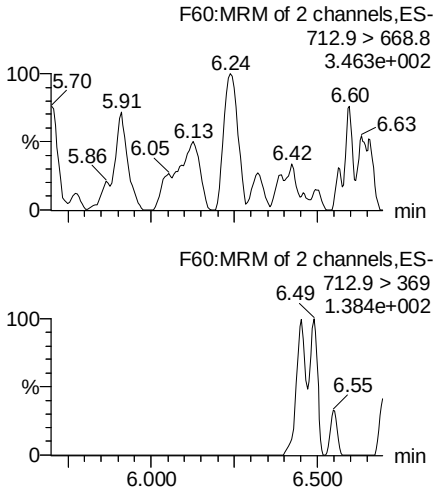

PFTrDA

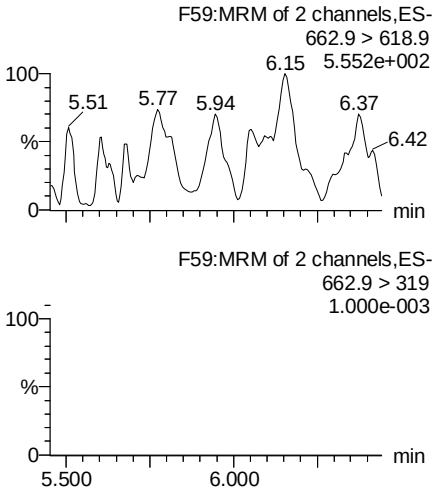

TCDA

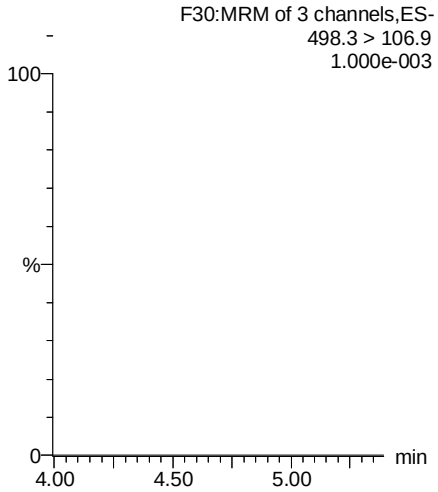

13C5-PFHxA

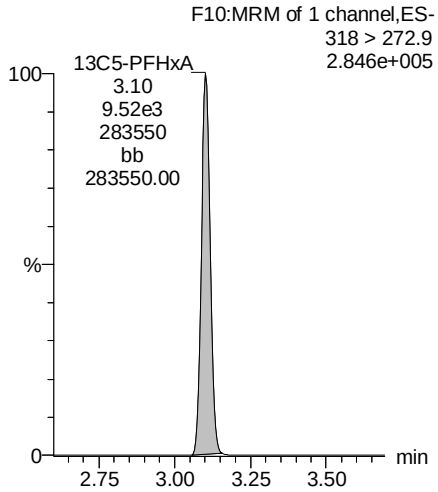

13C2-PFTeDA

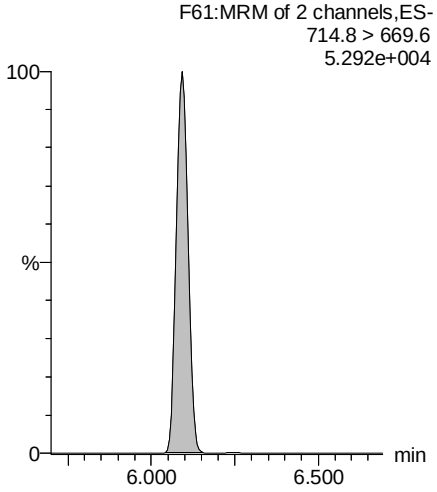

13C2-PFDoA

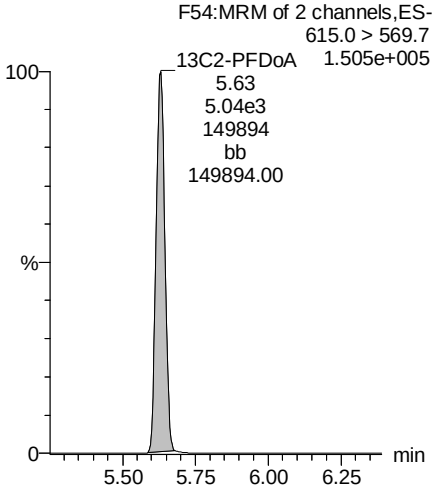

13C2-PFTeDA

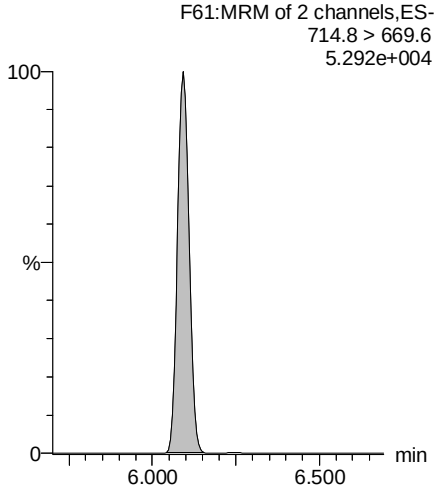

13C8-PFOS

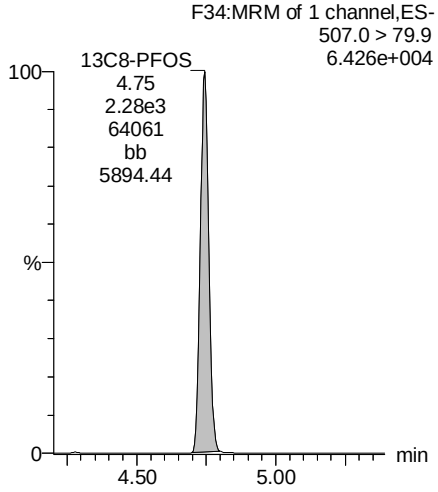

ANP 2/2/2018

Dataset: Z:\Projects\PFAS.PRO\Results\180129M1\180129M1-45.qld

Last Altered: Friday, February 02, 2018 11:15:23 Pacific Standard Time
Printed: Friday, February 02, 2018 14:23:30 Pacific Standard Time

Name: 180129M1_45, Date: 29-Jan-2018, Time: 18:41:26, ID: B8A0163-BLK1 Method Blank 0.25, Description: Method Blank

13C3-PFHxS

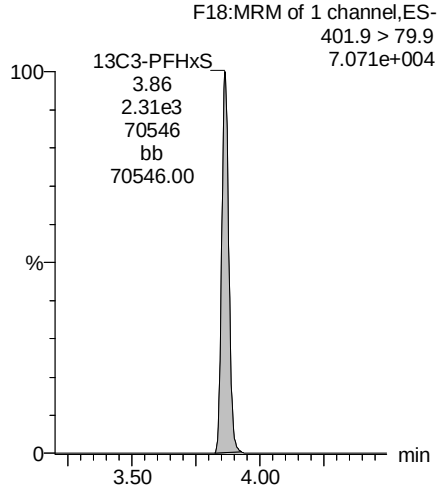

13C4-PFOS

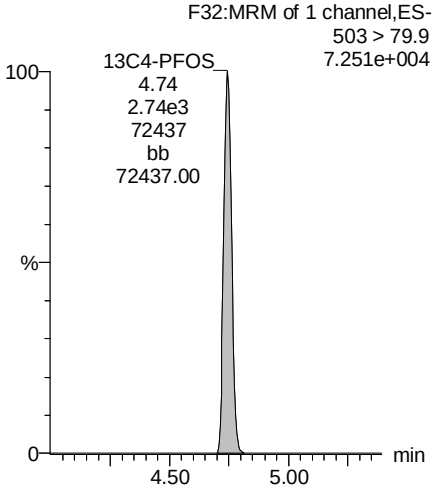

13C9-PFNA

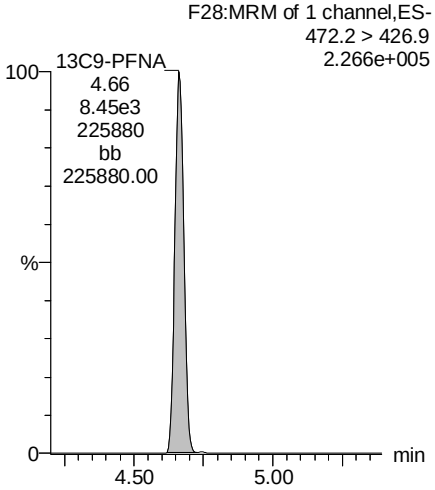

13C6-PFDA

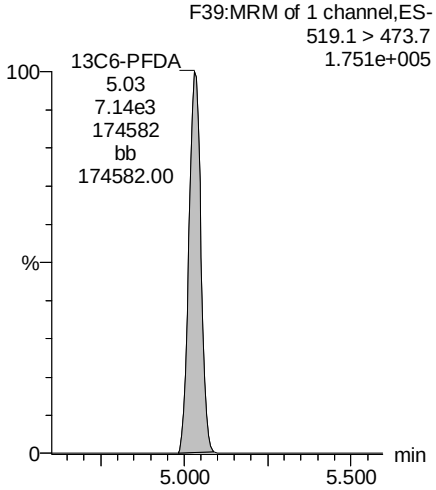

ANP 2/2/2018

Vista Analytical Laboratory

Rev'd: MM 2/3/2018

Dataset: Z:\Projects\PFAS.PRO\Results\180129M1\180129M1-44.qld

Last Altered: Tuesday, January 30, 2018 09:22:22 Pacific Standard Time
Printed: Friday, February 02, 2018 14:20:01 Pacific Standard Time

Method: F:\Projects\PFAS.PRO\MethDB\PFAS_FULL_80C_012518.mdb 26 Jan 2018 09:01:53
Calibration: F:\Projects\PFAS.PRO\CurveDB\C18_VAL-PFAS_Q4_01-29-18-FULL.cdb 30 Jan 2018 08:15:32

Name: 180129M1_44, Date: 29-Jan-2018, Time: 18:30:02, ID: B8A0163-BS1 OPR 0.25, Description: OPR

	#	Name	Trace	Area	IS Area	Wt./Vol.	RRF	Pred.RT	RT	y Axis Resp.	Conc.	%Rec
1	1	PFBA	213.0 > 168.8	6.78e3	6.80e3	0.2500		1.29	1.38	12.5	42.009	105.0
2	2	PFPeA	263.1 > 218.9	7.01e3	8.22e3	0.2500		2.27	2.33	10.7	43.611	109.0
3	3	PFBS	299.0 > 79.7	1.63e3	9.51e2	0.2500		2.56	2.61	21.4	46.254	115.6
4	4	PFHxA	313.2 > 268.9	8.12e3	2.23e3	0.2500		3.05	3.10	18.2	48.671	121.7
5	5	PFHpA	363.0 > 318.9	7.49e3	6.85e3	0.2500		3.68	3.72	13.7	43.714	109.3
6	6	L-PFHxS	398.9 > 79.6	1.33e3	8.49e2	0.2500		3.80	3.86	19.6	43.884	109.7
7	9	L-PFOA	413 > 368.7	7.37e3	8.62e3	0.2500		4.20	4.23	10.7	43.047	107.6
8	12	PFNA	463.0 > 418.8	8.86e3	7.28e3	0.2500		4.65	4.66	15.2	45.865	114.7
9	13	PFOSA	498.1 > 77.8	1.28e3	1.22e3	0.2500		4.70	4.73	13.1	48.843	122.1
10	14	L-PFOS	499 > 79.9	2.17e3	2.12e3	0.2500		4.75	4.74	12.8	50.500	126.2
11	16	PFDA	513 > 468.8	6.85e3	7.06e3	0.2500		5.03	5.03	12.1	37.611	94.0
12	18	N-MeFOSAA	570.1 > 419	4.50e3	3.35e3	0.2500		5.20	5.18	16.8	53.220	133.1
13	19	N-EtFOSAA	584.2 > 419	3.64e3	3.59e3	0.2500		5.30	5.34	12.7	48.075	120.2
14	20	PFUdA	563.0 > 518.9	8.53e3	8.19e3	0.2500		5.36	5.35	13.0	57.585	144.0
15	21	PFDS	598.8 > 80	2.07e3	5.98e3	0.2500		5.40	5.39	4.34	51.767	129.4
16	22	PFDoA	612.9 > 569.0	7.82e3	5.98e3	0.2500		5.65	5.64	16.4	46.927	117.3
17	24	PFTrDA	662.9 > 618.9	9.16e3	5.98e3	0.2500		5.90	5.88	19.2	47.113	117.8

ANP 2/2/2018

Vista Analytical Laboratory

Rev'd: MM 2/3/2018

Dataset: Z:\Projects\PFAS.PRO\Results\180129M1\180129M1-44.qld

Last Altered: Tuesday, January 30, 2018 09:22:22 Pacific Standard Time
Printed: Friday, February 02, 2018 14:20:12 Pacific Standard Time

Method: F:\Projects\PFAS.PRO\MethDB\PFAS_FULL_80C_012518.mdb 26 Jan 2018 09:01:53
Calibration: F:\Projects\PFAS.PRO\CurveDB\C18_VAL-PFAS_Q4_01-29-18-FULL.cdb 30 Jan 2018 08:15:32

Name: 180129M1_44, Date: 29-Jan-2018, Time: 18:30:02, ID: B8A0163-BS1 OPR 0.25, Description: OPR

	#	Name	Trace	Area	IS Area	Wt./Vol.	RRF	Pred.RT	RT	y Axis Resp.	Conc.	%Rec
1	25	PFTeDA	712.9 > 668.8	6.27e3	2.73e3	0.2500		6.12	6.09	28.7	57.277	143.2
2	31	13C3-PFBA	216.1 > 171.8	6.80e3	8.38e3	0.2500	0.861	1.30	1.39	10.1	47.120	94.2
3	32	13C3-PFPeA	266. > 221.8	8.22e3	9.48e3	0.2500	0.860	2.27	2.33	10.8	50.398	100.8
4	33	13C3-PFBS	302. > 98.8	9.51e2	9.48e3	0.2500	0.106	2.56	2.61	1.25	47.522	95.0
5	34	13C2-PFHxA	315 > 269.8	2.23e3	9.48e3	0.2500	0.705	3.05	3.10	2.94	16.677	83.4
6	35	13C4-PFHpA	367.2 > 321.8	6.85e3	9.48e3	0.2500	0.688	3.68	3.72	9.03	52.515	105.0
7	36	18O2-PFHxS	403.0 > 102.6	8.49e2	2.87e3	0.2500	0.348	3.80	3.87	3.69	42.440	84.9
8	37	13C2-6:2 FTS	429.1 > 408.9	2.14e3	1.12e4	0.2500	0.238	4.15	4.18	2.39	40.129	80.3
9	38	13C2-PFOA	414.9 > 369.7	8.62e3	1.12e4	0.2500	1.190	4.20	4.23	9.62	32.344	64.7
10	39	13C5-PFNA	468.2 > 422.9	7.28e3	9.35e3	0.2500	0.999	4.65	4.66	9.73	38.955	77.9
11	40	13C8-PFOSA	506.1 > 77.7	1.22e3	1.11e4	0.2500	0.211	4.70	4.73	1.37	25.935	51.9
12	41	13C8-PFOS	507.0 > 79.9	2.12e3	2.12e3	0.2500	0.957	4.75	4.74	12.5	52.243	104.5
13	42	13C2-PFDA	515.1 > 469.9	7.06e3	8.40e3	0.2500	0.965	5.03	5.03	10.5	43.580	87.2
14	43	13C2-8:2 FTS	529.1 > 508.7	1.42e3	9.48e3	0.2500	0.162	5.00	5.00	1.87	46.265	92.5
15	44	d3-N-MeFOSAA	573.3 > 419	3.35e3	1.11e4	0.2500	0.398	5.20	5.18	3.76	37.794	75.6
16	45	d5-N-EtFOSAA	589.3 > 419	3.59e3	1.11e4	0.2500	0.435	5.30	5.34	4.03	37.074	74.1
17	46	13C2-PFUdA	565 > 519.8	8.19e3	1.11e4	0.2500	1.057	5.36	5.35	9.18	34.762	69.5
18	47	13C2-PFDoA	615.0 > 569.7	5.98e3	1.11e4	0.2500	0.851	5.65	5.63	6.70	31.510	63.0
19	49	13C2-PFTeDA	714.8 > 669.6	2.73e3	1.11e4	0.2500	0.403	6.12	6.09	3.06	30.416	60.8
20	54	13C4-PFBA	217. > 171.8	8.38e3	8.38e3	0.2500	1.000	1.30	1.38	12.5	50.000	100.0
21	55	13C5-PFHxA	318 > 272.9	9.48e3	9.48e3	0.2500	1.000	3.05	3.10	12.5	50.000	100.0
22	56	13C3-PFHxS	401.9 > 79.9	2.87e3	2.87e3	0.2500	1.000	3.80	3.87	12.5	50.000	100.0
23	57	13C8-PFOA	421.3 > 376	1.12e4	1.12e4	0.2500	1.000	4.20	4.23	12.5	50.000	100.0
24	58	13C9-PFNA	472.2 > 426.9	9.35e3	9.35e3	0.2500	1.000	4.65	4.66	12.5	50.000	100.0
25	59	13C4-PFOS	503 > 79.9	2.12e3	2.12e3	0.2500	1.000	4.60	4.74	12.5	50.000	100.0
26	60	13C6-PFDA	519.1 > 473.7	8.40e3	8.40e3	0.2500	1.000	5.03	5.03	12.5	50.000	100.0
27	61	13C7-PFUdA	570.1 > 524.8	1.11e4	1.11e4	0.2500	1.000	5.36	5.35	12.5	50.000	100.0
28	62	Total PFHxS	398.9 > 79.6	1.33e3	8.49e2	0.2500		3.70		19.6	43.884	
29	63	Total PFOA	413 > 368.7	7.37e3	8.62e3	0.2500		4.60		10.7	43.047	
30	64	Total PFOS	499 > 79.9	2.17e3	2.12e3	0.2500		4.70		12.8	50.500	
31	65	Total N-MeFOSAA	570.1 > 419	4.50e3	3.35e3	0.2500		5.20		16.8	53.220	
32	66	Total N-EtFOSAA	584.2 > 419	3.64e3	3.59e3	0.2500		5.30		12.7	48.075	

ANP 2/2/2018

Vista Analytical Laboratory

Rev'd: MM 2/3/2018

Dataset: Z:\Projects\PFAS.PRO\Results\180129M1\180129M1-44.qld

Last Altered: Tuesday, January 30, 2018 09:22:22 Pacific Standard Time
Printed: Friday, February 02, 2018 14:20:12 Pacific Standard Time

Method: F:\Projects\PFAS.PRO\MethDB\PFAS_FULL_80C_012518.mdb 26 Jan 2018 09:01:53
Calibration: F:\Projects\PFAS.PRO\CurveDB\C18_VAL-PFAS_Q4_01-29-18-FULL.cdb 30 Jan 2018 08:15:32

Name: 180129M1_44, Date: 29-Jan-2018, Time: 18:30:02, ID: B8A0163-BS1 OPR 0.25, Description: OPR

Total PFHxS

	#	Name	Trace	RT	Area	IS Area	Response	Primary Flags	Conc.
1	6	L-PFHxS	398.9 > 79.6	3.86	1329.356	849.224	19.567	MM	43.9
2	7	Br-PFHxS	398.9 > 79.6			849.224		MM-	

Total PFOA

	#	Name	Trace	RT	Area	IS Area	Response	Primary Flags	Conc.
1	9	L-PFOA	413 > 368.7	4.23	7371.076	8623.893	10.684	bd	43.0

Total PFOS

	#	Name	Trace	RT	Area	IS Area	Response	Primary Flags	Conc.
1	14	L-PFOS	499 > 79.9	4.74	2168.697	2118.384	12.797	MM	50.5
2	15	Br-PFOS	499 > 79.9			2118.384		MM-I	

Total N-Me-FOSAA

	#	Name	Trace	RT	Area	IS Area	Response	Primary Flags	Conc.
1	18	N-MeFOSAA	570.1 > 419	5.18	4496.477	3352.206	16.767	bb	53.2

Total N-EtFOSAA

	#	Name	Trace	RT	Area	IS Area	Response	Primary Flags	Conc.
1	19	N-EtFOSAA	584.2 > 419	5.34	3643.944	3594.146	12.673	bb	48.1

Total PFOA+PFOS,Total PFOA,Total PFOS

	#	Name	Trace	RT	Area	IS Area	Response	Primary Flags	Conc.
1	9	L-PFOA	413 > 368.7	4.23	7371.076	8623.893	10.684	bd	43.0
2	14	L-PFOS	499 > 79.9	4.74	2168.697	2118.384	12.797	MM	50.5
3	15	Br-PFOS	499 > 79.9			2118.384		MM-I	

ANP 2/2/2018

Vista Analytical Laboratory

Rev'd: MM 2/3/2018

Dataset: Z:\Projects\PFAS.PRO\Results\180129M1\180129M1-44.qld

Last Altered: Tuesday, January 30, 2018 09:22:22 Pacific Standard Time
Printed: Friday, February 02, 2018 14:20:12 Pacific Standard Time

Method: F:\Projects\PFAS.PRO\MethDB\PFAS_FULL_80C_012518.mdb 26 Jan 2018 09:01:53
Calibration: F:\Projects\PFAS.PRO\CurveDB\C18_VAL-PFAS_Q4_01-29-18-FULL.cdb 30 Jan 2018 08:15:32

Name: 180129M1_44, Date: 29-Jan-2018, Time: 18:30:02, ID: B8A0163-BS1 OPR 0.25, Description: OPR

PFBA

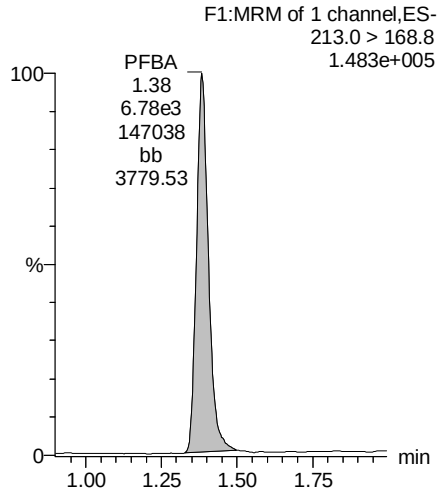

PFPeA

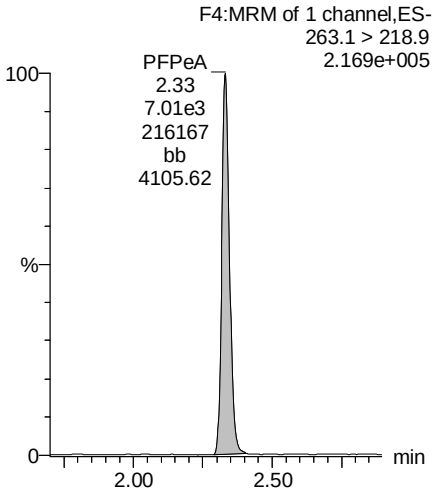

PFBS

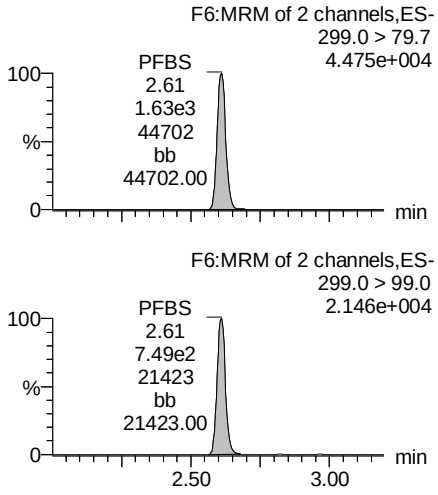

PFHxA

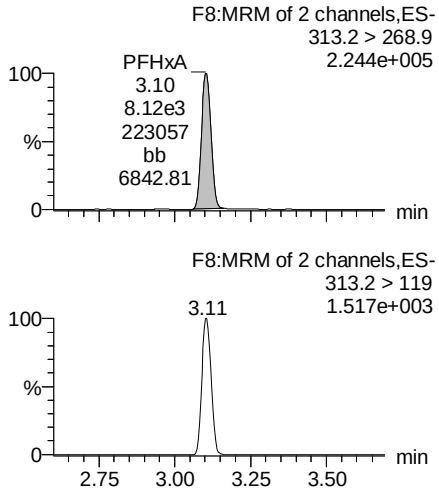

13C3-PFBA

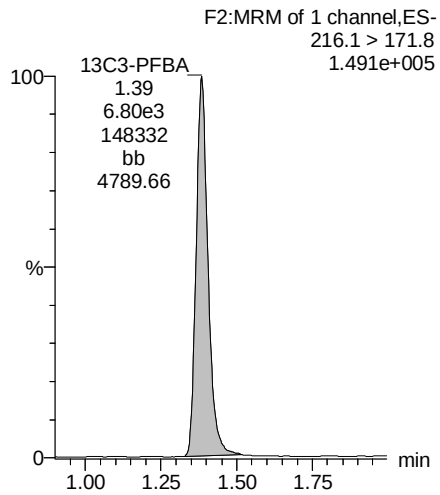

13C3-PFPeA

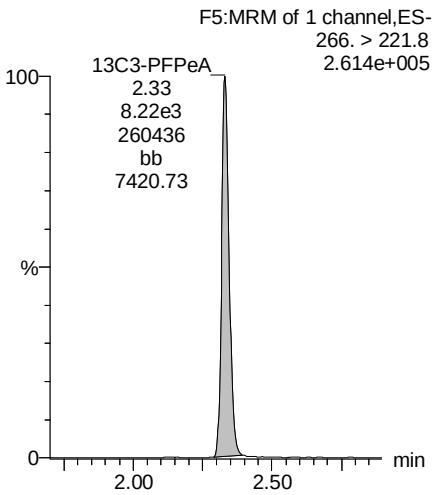

13C3-PFBS

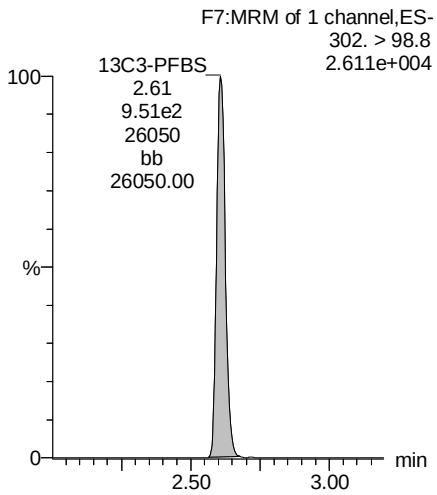

13C2-PFHxA

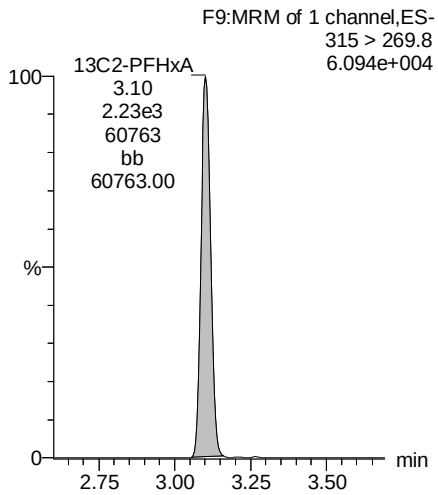

ANP 2/2/2018

Dataset: Z:\Projects\PFAS.PRO\Results\180129M1\180129M1-44.qld

Last Altered: Tuesday, January 30, 2018 09:22:22 Pacific Standard Time
Printed: Friday, February 02, 2018 14:20:12 Pacific Standard Time

Name: 180129M1_44, Date: 29-Jan-2018, Time: 18:30:02, ID: B8A0163-BS1 OPR 0.25, Description: OPR

PFHpA

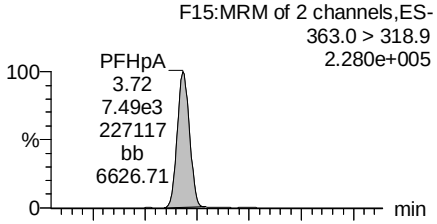

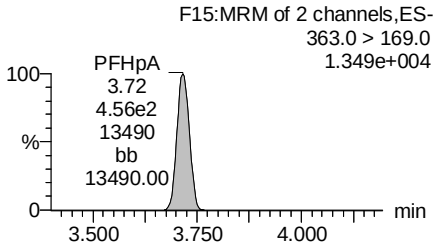

Total PFHxS

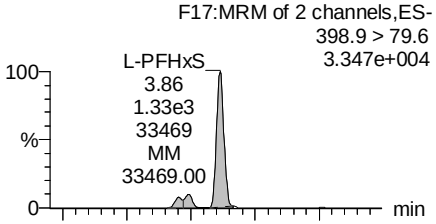

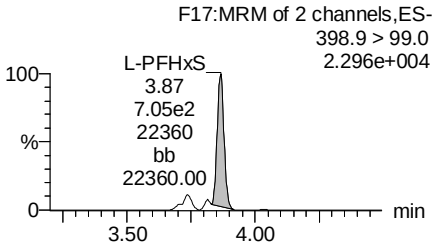

Total PFOA

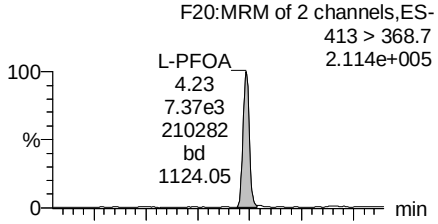

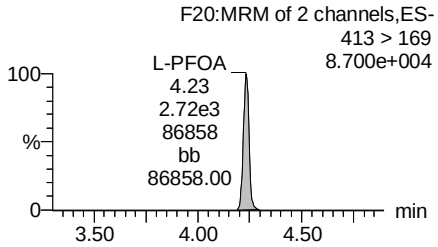

Total PFOS

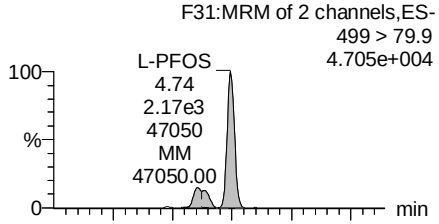

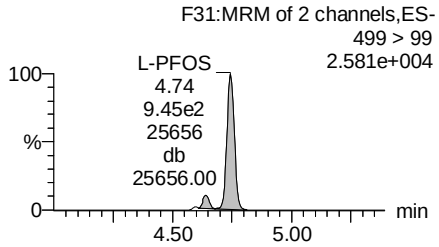

13C4-PFHpA

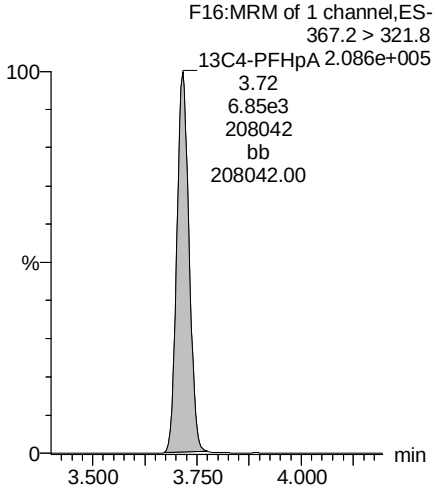

18O2-PFHxS

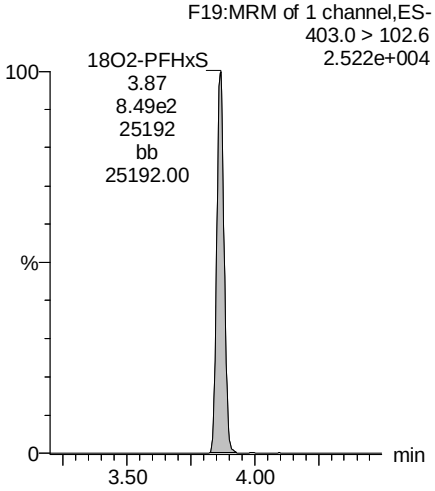

13C2-PFOA

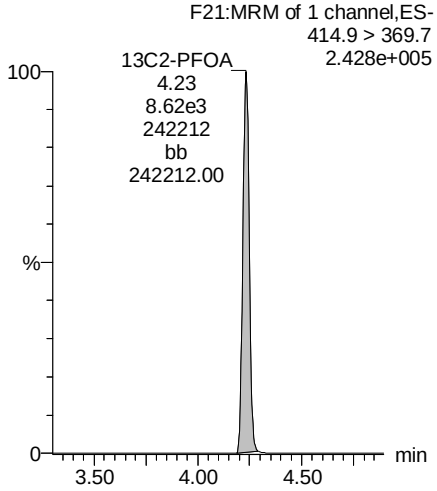

13C8-PFOS

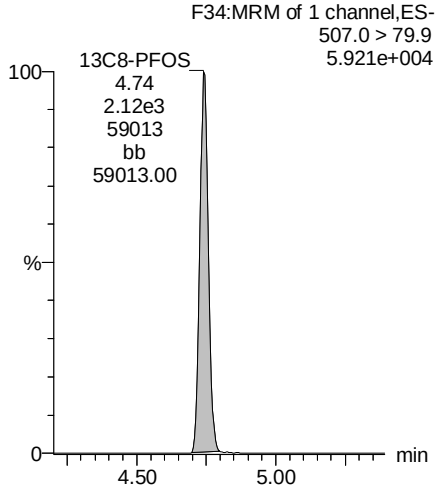

ANP 2/2/2018

Dataset: Z:\Projects\PFAS.PRO\Results\180129M1\180129M1-44.qld

Last Altered: Tuesday, January 30, 2018 09:22:22 Pacific Standard Time
Printed: Friday, February 02, 2018 14:20:12 Pacific Standard Time

Name: 180129M1_44, Date: 29-Jan-2018, Time: 18:30:02, ID: B8A0163-BS1 OPR 0.25, Description: OPR

PFNA

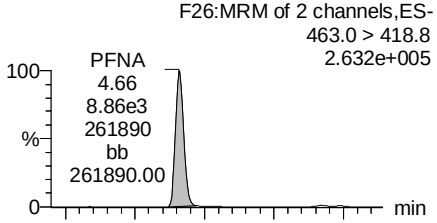

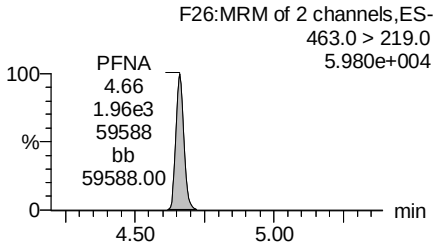

PFOSA

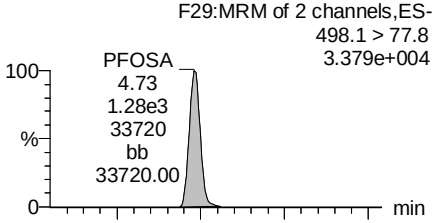

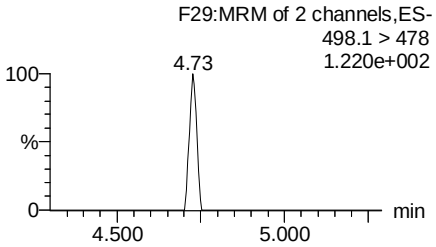

PFDA

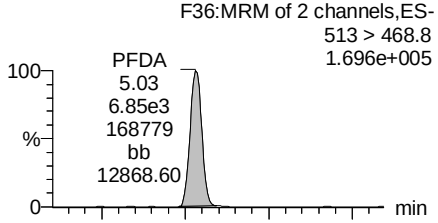

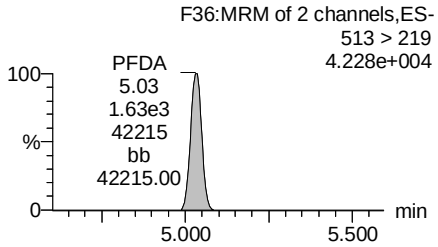

N-MeFOSAA

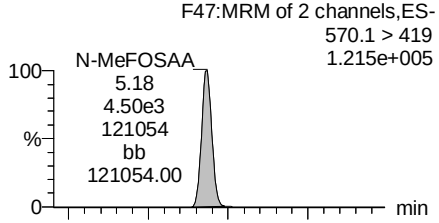

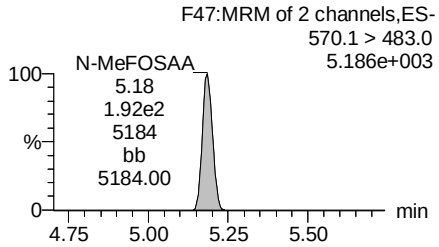

13C5-PFNA

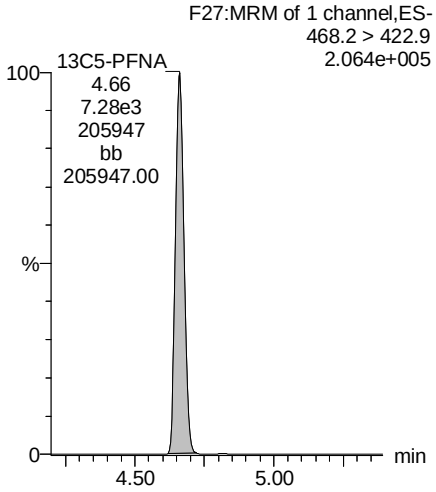

13C8-PFOSA

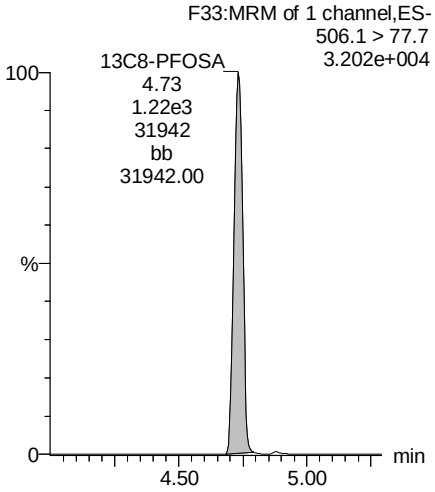

13C2-PFDA

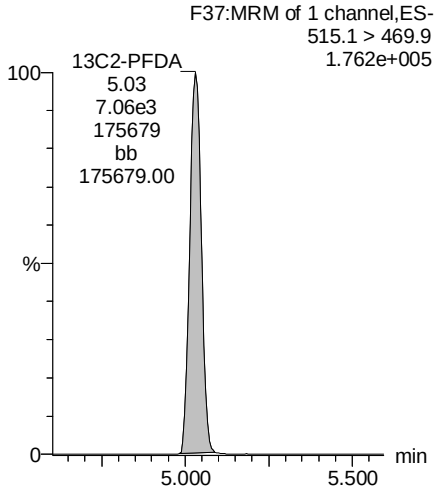

d3-N-MeFOSAA

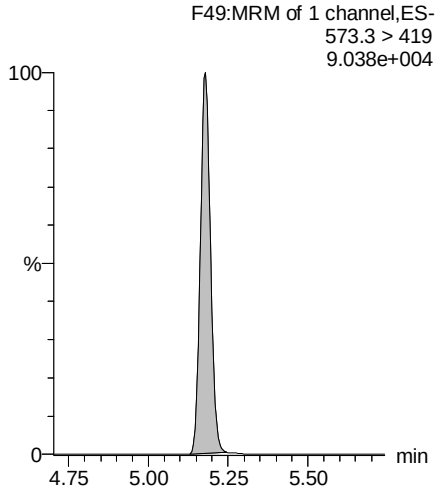

ANP 2/2/2018

Dataset: Z:\Projects\PFAS.PRO\Results\180129M1\180129M1-44.qld

Last Altered: Tuesday, January 30, 2018 09:22:22 Pacific Standard Time
Printed: Friday, February 02, 2018 14:20:12 Pacific Standard Time

Name: 180129M1_44, Date: 29-Jan-2018, Time: 18:30:02, ID: B8A0163-BS1 OPR 0.25, Description: OPR

N-EtFOSAA

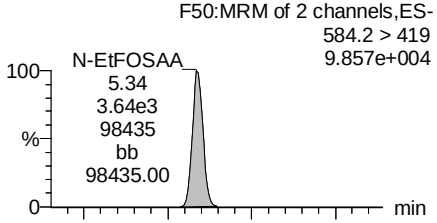

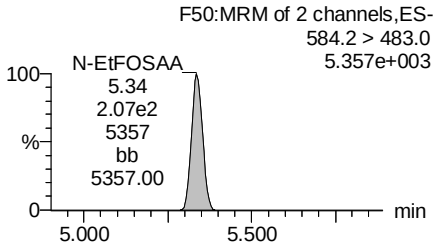

PFUdA

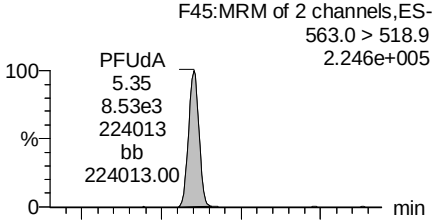

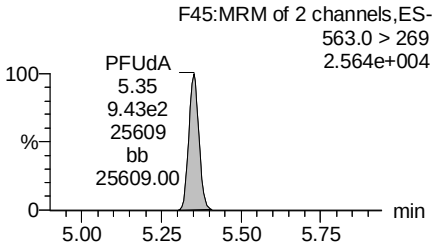

PFDS

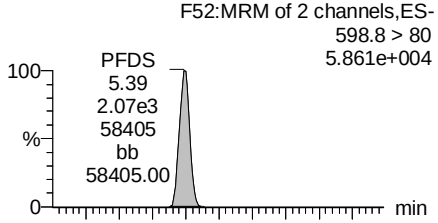

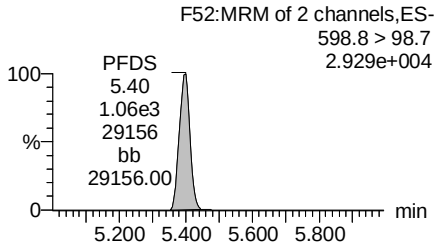

PFDoA

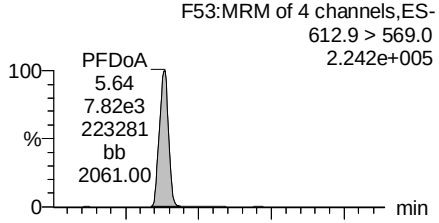

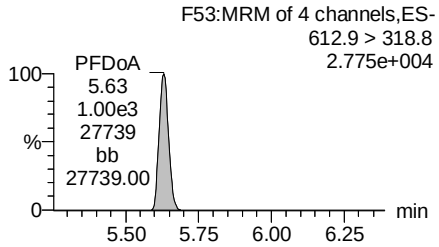

13C2-PFUdA

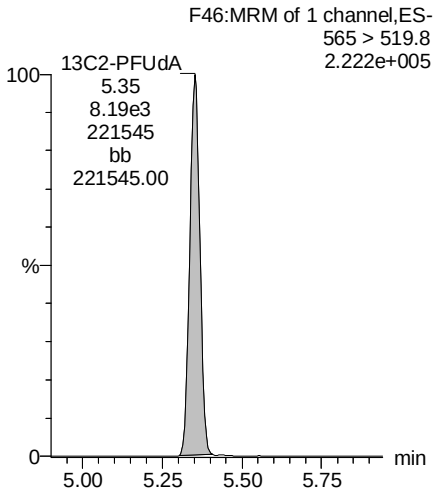

13C2-PFDoA

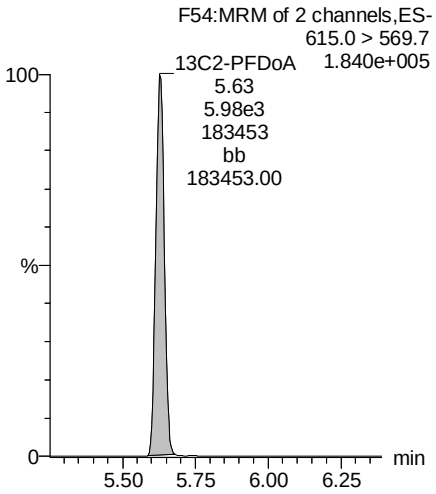

13C2-PFDoA

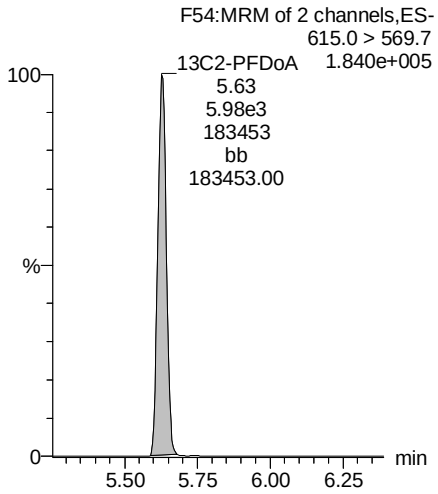

d5-N-EtFOSAA

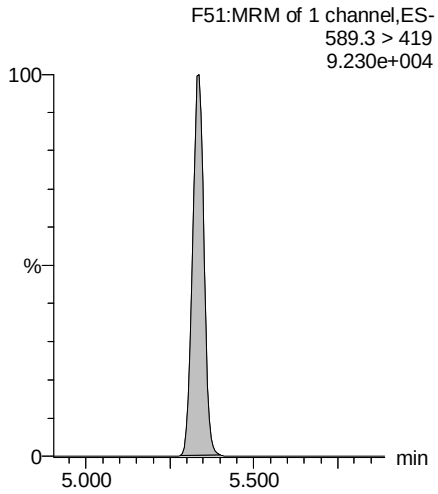

ANP 2/2/2018

Dataset: Z:\Projects\PFAS.PRO\Results\180129M1\180129M1-44.qld

Last Altered: Tuesday, January 30, 2018 09:22:22 Pacific Standard Time
Printed: Friday, February 02, 2018 14:20:12 Pacific Standard Time

Name: 180129M1_44, Date: 29-Jan-2018, Time: 18:30:02, ID: B8A0163-BS1 OPR 0.25, Description: OPR

PFTeDA

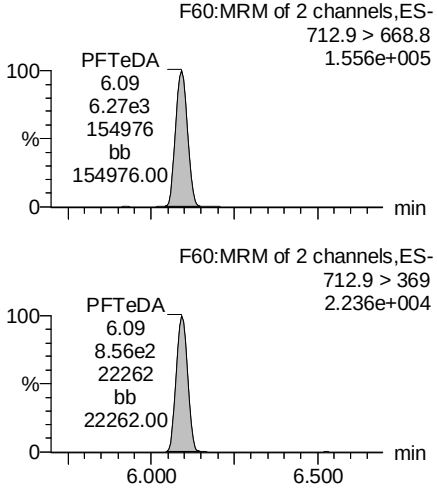

PFTrDA

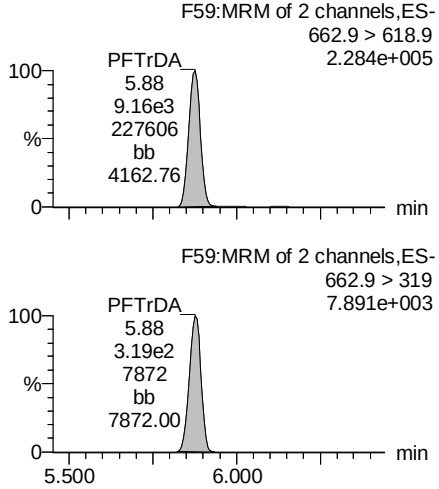

TCDA

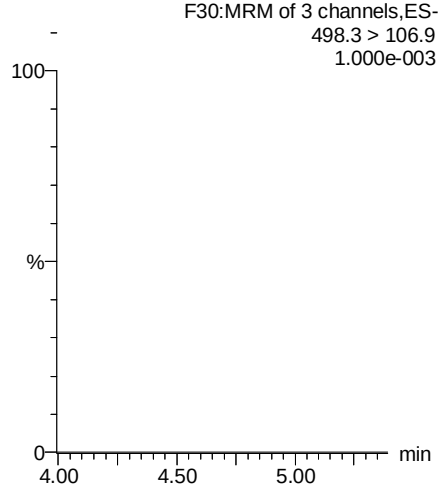

13C5-PFHxA

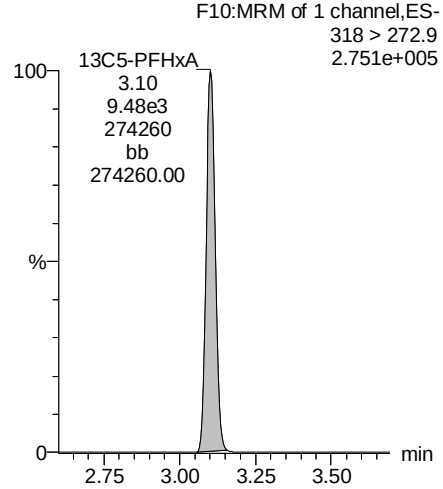

13C2-PFTeDA

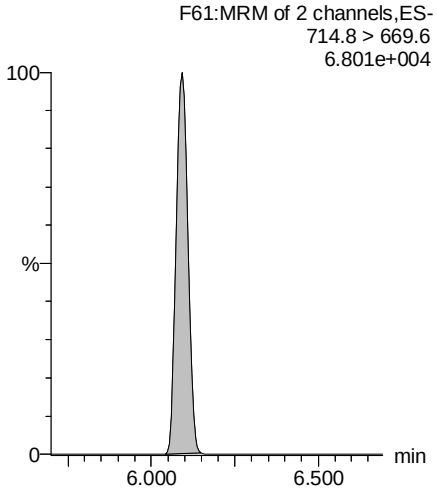

13C2-PFDoA

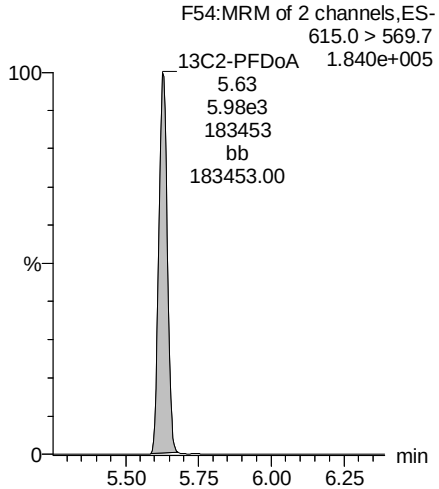

13C2-PFTeDA

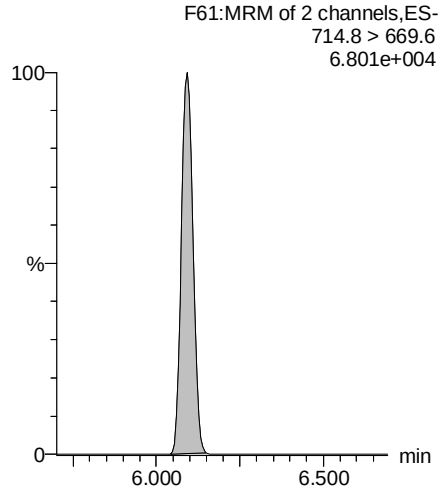

13C8-PFOS

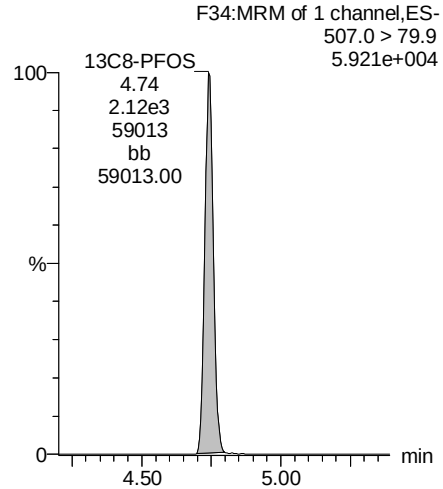

ANP 2/2/2018

Dataset: Z:\Projects\PFAS.PRO\Results\180129M1\180129M1-44.qld

Last Altered: Tuesday, January 30, 2018 09:22:22 Pacific Standard Time
Printed: Friday, February 02, 2018 14:20:12 Pacific Standard Time

Name: 180129M1_44, Date: 29-Jan-2018, Time: 18:30:02, ID: B8A0163-BS1 OPR 0.25, Description: OPR

13C3-PFHxS

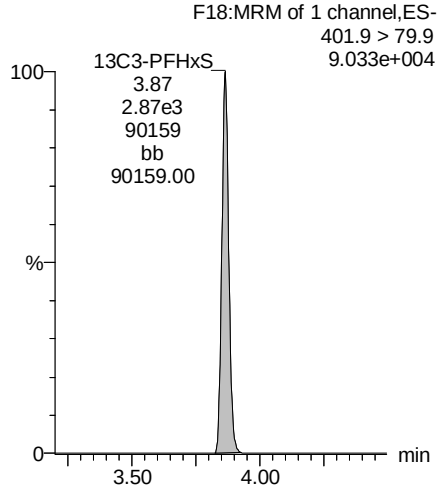

13C4-PFOS

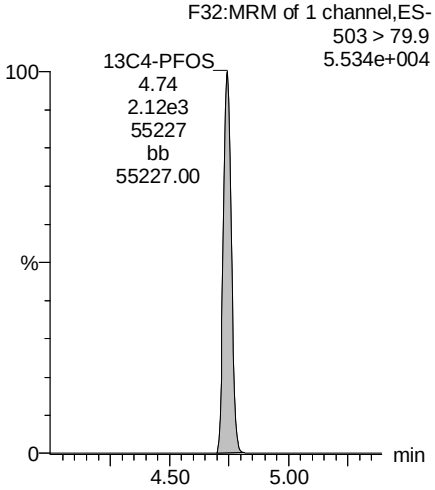

13C9-PFNA

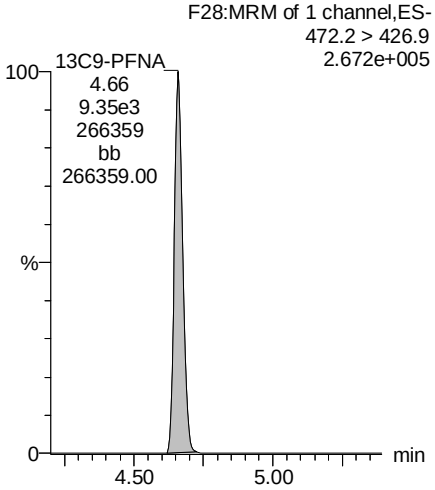

13C6-PFDA

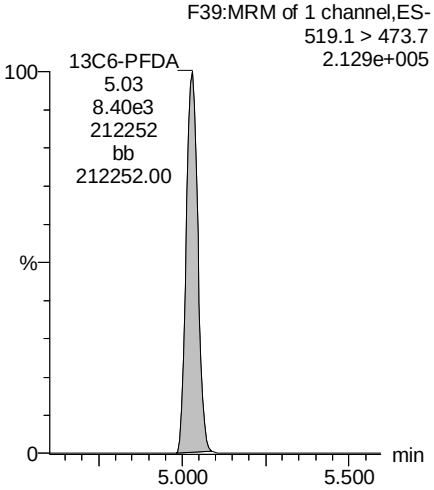

ANP 2/2/2018

Vista Analytical Laboratory

Rev'd: MM 2/7/2018

Dataset: Z:\Projects\PFAS.PRO\Results\180201M2\180201M2-23.qld

Last Altered: Saturday, February 03, 2018 12:38:30 Pacific Standard Time
Printed: Saturday, February 03, 2018 12:39:49 Pacific Standard Time

Method: Z:\Projects\PFAS.PRO\MethDB\PFAS_FULL_80C_020118.mdb 03 Feb 2018 12:08:27
Calibration: Z:\Projects\PFAS.PRO\CurveDB\C18_VAL-PFAS_Q4_02-01-18-FULL.cdb 02 Feb 2018 08:56:36

Name: 180201M2_23, Date: 01-Feb-2018, Time: 14:53:20, ID: 1800153-01 FT-TW507-1924 0.23859, Description: FT-TW507-1924

	#	Name	Trace	Area	IS Area	Wt./Vol.	RRF	Pred.RT	RT	y Axis Resp.	Conc.	%Rec
1	3	PFBS	299.0 > 79.7	4.24e2	1.05e3	0.239		2.98	2.94	5.02	13.4170	
2	5	PFHxA	313.2 > 268.9	3.73e4	2.25e3	0.239		3.48	3.44	82.9	231.7672	
3	7	PFHpA	363.0 > 318.9	3.88e4	5.93e3	0.239		4.10	4.07	81.9	256.5646	
4	8	L-PFHxS	398.9 > 79.6	2.18e4	8.59e2	0.239		4.24	4.20	317	794.4770	
5	11	L-PFOA	413 > 368.7	9.80e4	8.88e3	0.239		4.61	4.57	138	581.1353	
6	14	PFNA	463.0 > 418.8	6.28e4	6.64e3	0.239		5.04	5.01	118	431.9111	
7	16	L-PFOS	499 > 79.9	1.78e3	2.06e3	0.239		5.11	4.93	10.8	41.5921	
8	18	PFDA	513 > 468.8		7.68e3	0.239		5.40				
9	21	N-MeFOSAA	570.1 > 419		2.69e3	0.239		5.55				
10	22	N-EtFOSAA	584.2 > 419		3.08e3	0.239		5.70				
11	23	PFUdA	563.0 > 518.9		6.80e3	0.239		5.72				

MSF 2/3/18

Vista Analytical Laboratory

Rev'd: MM 2/7/2018

Dataset: Z:\Projects\PFAS.PRO\Results\180201M2\180201M2-23.qld

Last Altered: Saturday, February 03, 2018 12:38:30 Pacific Standard Time
Printed: Saturday, February 03, 2018 12:40:03 Pacific Standard Time

Method: Z:\Projects\PFAS.PRO\MethDB\PFAS_FULL_80C_020118.mdb 03 Feb 2018 12:08:27
Calibration: Z:\Projects\PFAS.PRO\CurveDB\C18_VAL-PFAS_Q4_02-01-18-FULL.cdb 02 Feb 2018 08:56:36

Name: 180201M2_23, Date: 01-Feb-2018, Time: 14:53:20, ID: 1800153-01 FT-TW507-1924 0.23859, Description: FT-TW507-1924

	#	Name	Trace	Area	IS Area	Wt./Vol.	RRF	Pred.RT	RT	y Axis Resp.	Conc.	%Rec
1	25	PFDoA	612.9 > 569.0		4.71e3	0.239		5.99				
2	27	PFTrDA	662.9 > 618.9		1.73e3	0.239		6.22				
3	28	PFTeDA	712.9 > 668.8		1.73e3	0.239		6.41				
4	36	13C3-PFBS	302. > 98.8	1.05e3	8.71e3	0.239	0.120	2.98	2.94	1.51	52.8104	100.8
5	37	13C2-PFHxA	315 > 269.8	2.25e3	8.71e3	0.239	0.700	3.48	3.44	3.23	19.3048	92.1
6	38	13C4-PFHpA	367.2 > 321.8	5.93e3	8.71e3	0.239	0.693	4.10	4.07	8.50	51.4597	98.2
7	39	18O2-PFHxS	403.0 > 102.6	8.59e2	2.37e3	0.239	0.343	4.24	4.20	4.54	55.5750	106.1
8	40	13C2-6:2 FTS	429.1 > 408.9	2.21e3	8.77e3	0.239	0.262	4.56	4.53	3.15	50.3878	96.2
9	41	13C2-PFOA	414.9 > 369.7	8.88e3	8.77e3	0.239	1.064	4.61	4.57	12.6	49.8364	95.1
10	42	13C5-PFNA	468.2 > 422.9	6.64e3	9.67e3	0.239	0.949	5.04	5.00	8.58	37.9189	72.4
11	43	13C8-PFOSA	506.1 > 77.7	1.33e3	9.15e3	0.239	0.211	5.09	5.06	1.82	36.0714	68.9
12	44	13C8-PFOS	507.0 > 79.9	2.06e3	2.43e3	0.239	1.014	5.11	5.08	10.6	43.7152	83.4
13	45	13C2-PFDA	515.1 > 469.9	7.68e3	9.26e3	0.239	1.099	5.40	5.37	10.4	39.5845	75.6
14	46	13C2-8:2 FTS	529.1 > 508.7	1.42e3	8.71e3	0.239	0.194	5.38	5.34	2.04	44.0210	84.0
15	47	d3-N-MeFOSAA	573.3 > 419	2.69e3	9.15e3	0.239	0.381	5.55	5.51	3.68	40.3907	77.1
16	48	d5-N-EtFOSAA	589.3 > 419	3.08e3	9.15e3	0.239	0.430	5.70	5.66	4.21	41.0492	78.4
17	49	13C2-PFUdA	565 > 519.8	6.80e3	9.15e3	0.239	0.966	5.72	5.68	9.28	40.2825	76.9
18	50	13C2-PFDoA	615.0 > 569.7	4.71e3	9.15e3	0.239	0.767	5.99	5.95	6.43	35.1432	67.1
19	52	13C2-PFTeDA	714.8 > 669.6	1.73e3	9.15e3	0.239	0.413	6.41	6.38	2.37	24.0367	45.9
20	57	13C4-PFBA	217. > 171.8	7.54e3	7.54e3	0.239	1.000	1.73	1.69	12.5	52.3911	100.0
21	58	13C5-PFHxA	318 > 272.9	8.71e3	8.71e3	0.239	1.000	3.48	3.44	12.5	52.3911	100.0
22	59	13C3-PFHxS	401.9 > 79.9	2.37e3	2.37e3	0.239	1.000	4.24	4.20	12.5	52.3911	100.0
23	60	13C8-PFOA	421.3 > 376	8.77e3	8.77e3	0.239	1.000	4.61	4.57	12.5	52.3911	100.0
24	61	13C9-PFNA	472.2 > 426.9	9.67e3	9.67e3	0.239	1.000	5.04	5.00	12.5	52.3911	100.0
25	62	13C4-PFOS	503 > 79.9	2.43e3	2.43e3	0.239	1.000	5.11	5.08	12.5	52.3911	100.0
26	63	13C6-PFDA	519.1 > 473.7	9.26e3	9.26e3	0.239	1.000	5.40	5.36	12.5	52.3911	100.0
27	64	13C7-PFUdA	570.1 > 524.8	9.15e3	9.15e3	0.239	1.000	5.72	5.68	12.5	52.3911	100.0
28	65	Total PFHxS	398.9 > 79.6	2.18e4	8.59e2	0.239		4.24		317	794.4770	
29	66	Total PFOA	413 > 368.7	1.09e5	8.88e3	0.239		4.61		154	648.7529	
30	67	Total PFOS	499 > 79.9	1.78e3	2.06e3	0.239		5.11		10.8	41.5921	
31	68	Total N-MeFOSAA	570.1 > 419	0.00e0	2.69e3	0.239		5.55		0.000		
32	69	Total N-EtFOSAA	584.2 > 419	0.00e0	3.08e3	0.239		5.70		0.000		

MSF 2/3/18

Vista Analytical Laboratory

Rev'd: MM 2/7/2018

Dataset: Z:\Projects\PFAS.PRO\Results\180201M2\180201M2-23.qld

Last Altered: Saturday, February 03, 2018 12:38:30 Pacific Standard Time
Printed: Saturday, February 03, 2018 12:40:03 Pacific Standard Time

Method: Z:\Projects\PFAS.PRO\MethDB\PFAS_FULL_80C_020118.mdb 03 Feb 2018 12:08:27
Calibration: Z:\Projects\PFAS.PRO\CurveDB\C18_VAL-PFAS_Q4_02-01-18-FULL.cdb 02 Feb 2018 08:56:36

Name: 180201M2_23, Date: 01-Feb-2018, Time: 14:53:20, ID: 1800153-01 FT-TW507-1924 0.23859, Description: FT-TW507-1924

PFBS

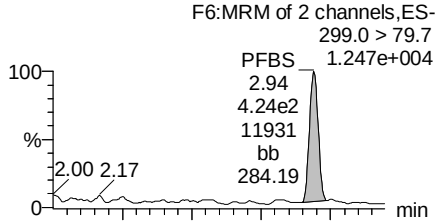

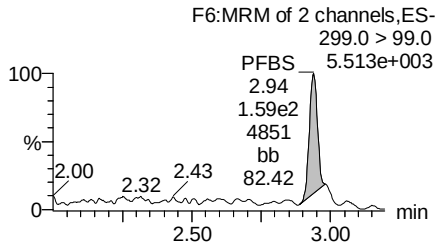

PFHxA

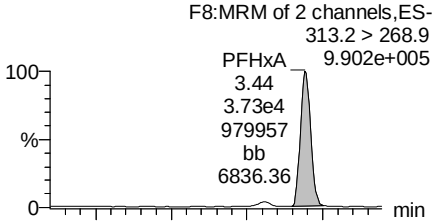

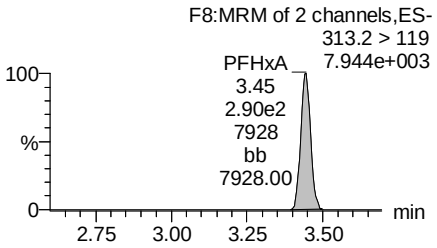

PFHpA

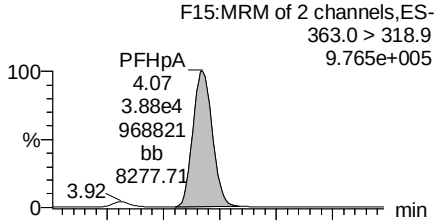

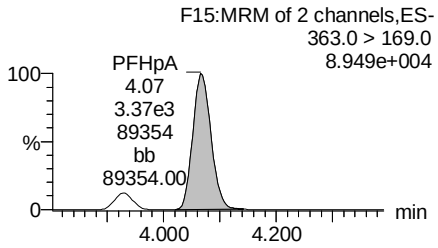

Total PFHxS

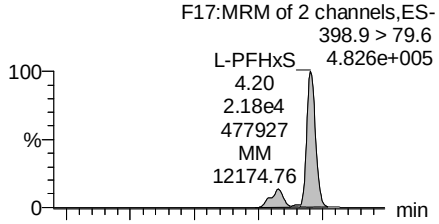

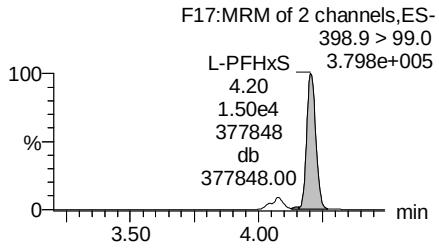

13C3-PFBS

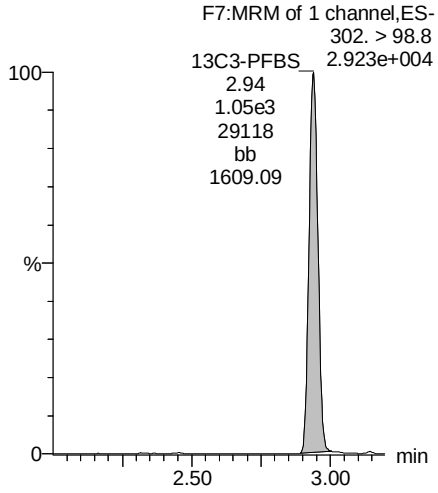

13C2-PFHxA

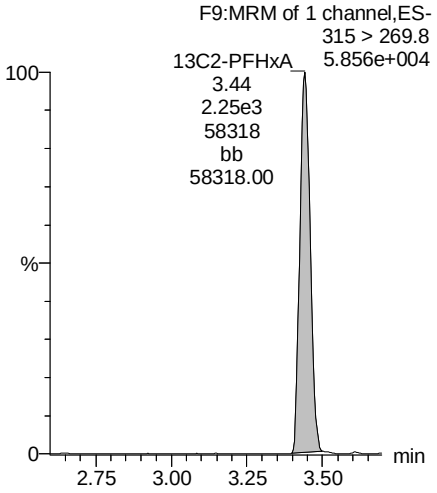

13C4-PFHpA

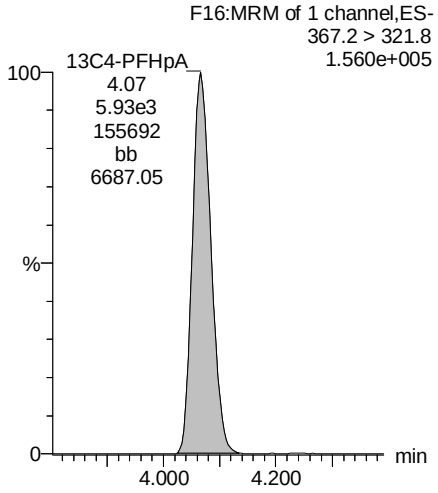

18O2-PFHxS

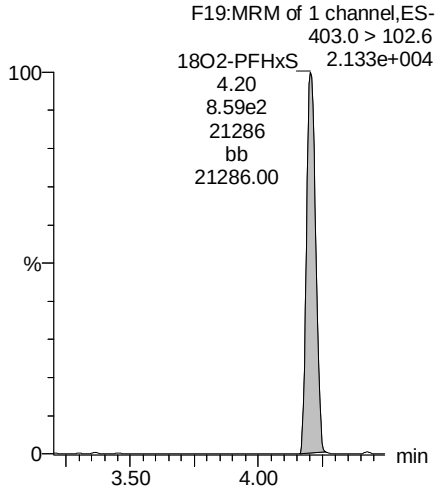

MSF 2/3/18

Vista Analytical Laboratory

Rev'd: MM 2/7/2018

Dataset: Z:\Projects\PFAS.PRO\Results\180201M2\180201M2-23.qld

Last Altered: Saturday, February 03, 2018 12:38:30 Pacific Standard Time
Printed: Saturday, February 03, 2018 12:40:03 Pacific Standard Time

Name: 180201M2_23, Date: 01-Feb-2018, Time: 14:53:20, ID: 1800153-01 FT-TW507-1924 0.23859, Description: FT-TW507-1924

Total PFOA

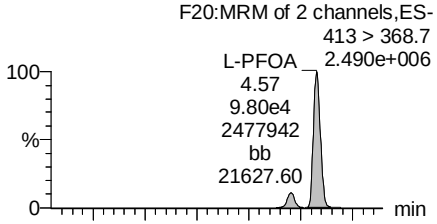

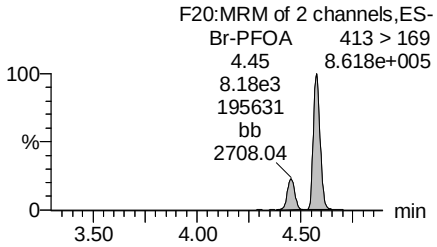

PFNA

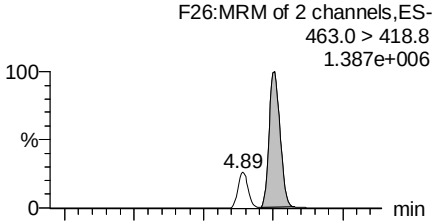

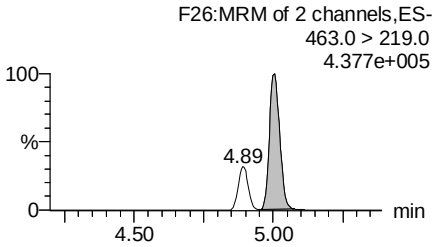

Total PFOS

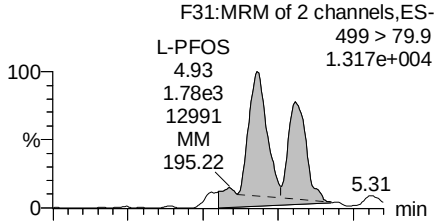

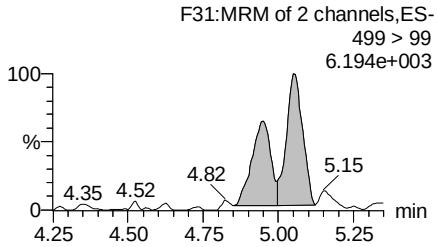

PFDA

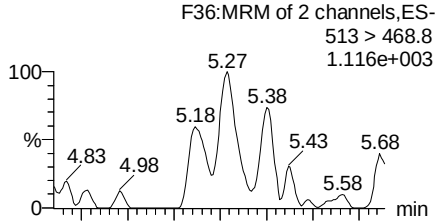

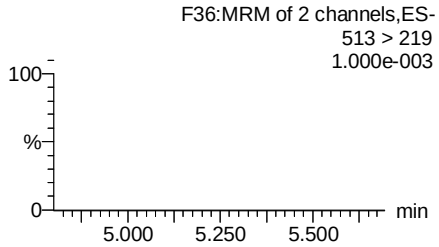

13C2-PFOA

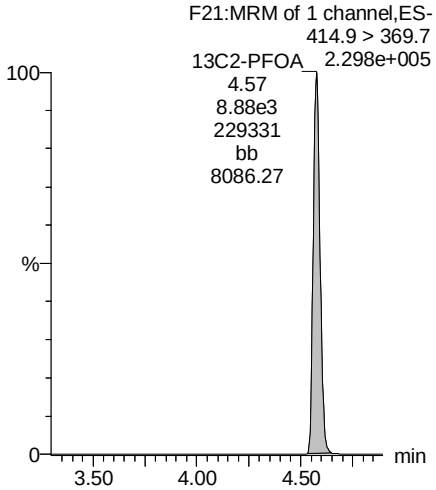

13C5-PFNA

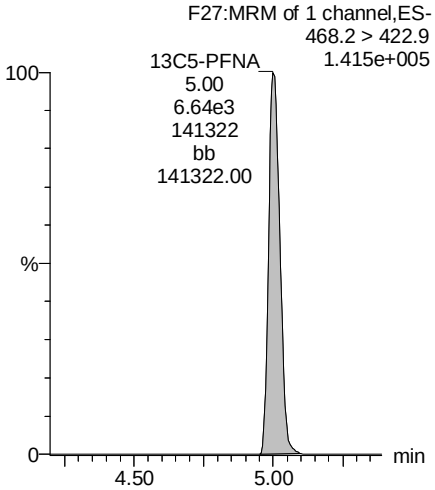

13C8-PFOS

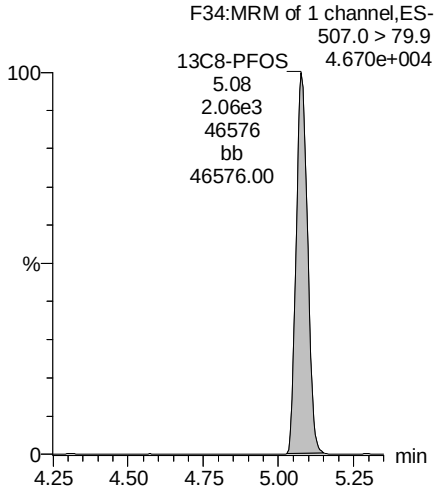

13C2-PFDA

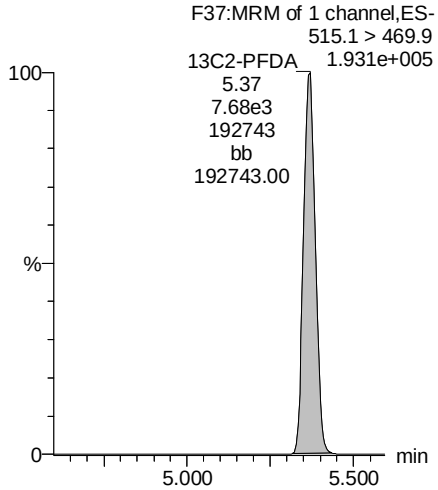

MSF 2/3/18

Rev'd: MM 2/7/2018

Dataset: Z:\Projects\PFAS.PRO\Results\180201M2\180201M2-23.qld

Last Altered: Saturday, February 03, 2018 12:38:30 Pacific Standard Time
Printed: Saturday, February 03, 2018 12:40:03 Pacific Standard Time

Name: 180201M2_23, Date: 01-Feb-2018, Time: 14:53:20, ID: 1800153-01 FT-TW507-1924 0.23859, Description: FT-TW507-1924

PFUdA

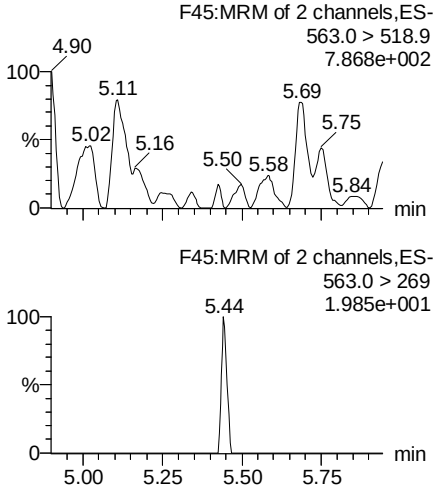

N-MeFOSAA

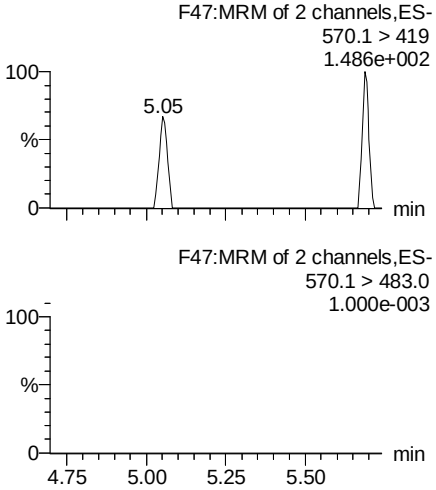

N-EtFOSAA

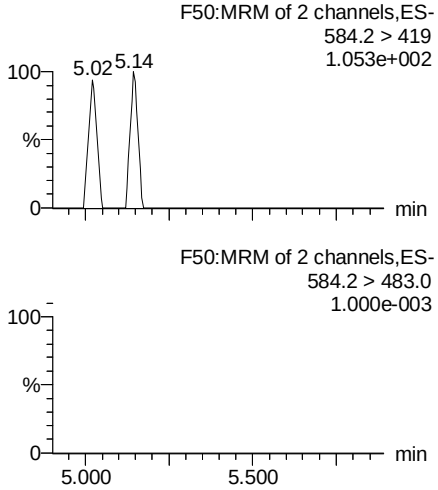

PFDoA

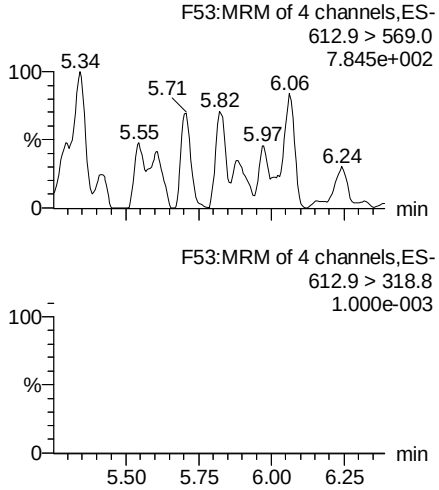

13C2-PFUdA

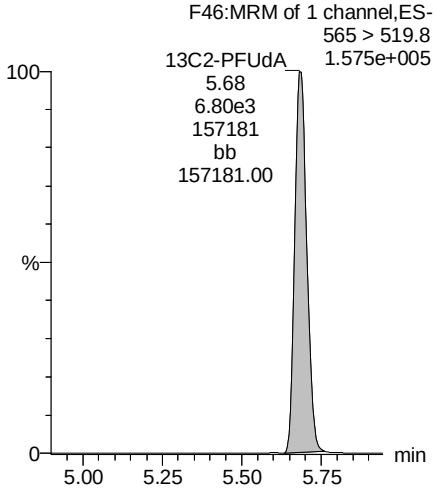

d3-N-MeFOSAA

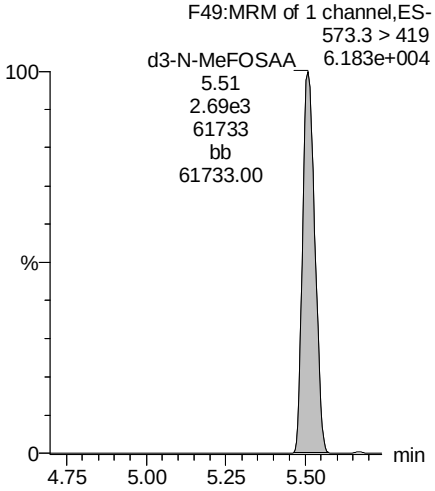

d5-N-EtFOSAA

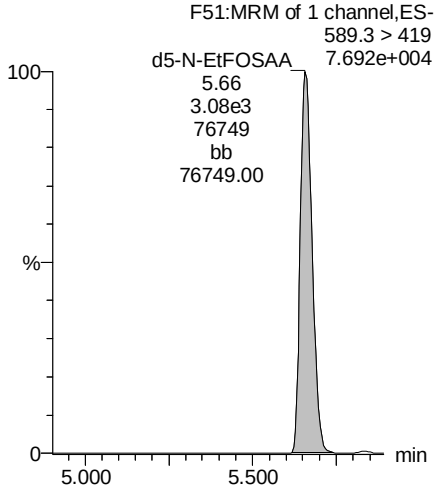

13C2-PFDoA

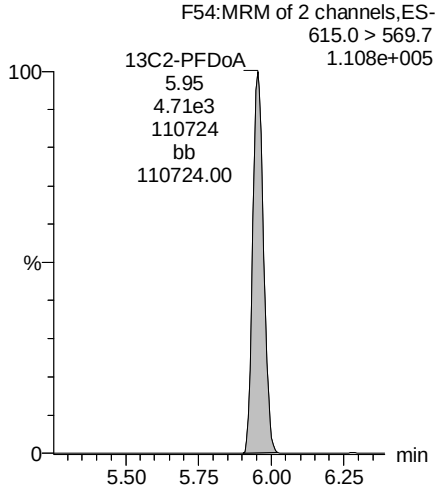

MSF 2/3/18

Rev'd: MM 2/7/2018

Dataset: Z:\Projects\PFAS.PRO\Results\180201M2\180201M2-23.qld

Last Altered: Saturday, February 03, 2018 12:38:30 Pacific Standard Time
Printed: Saturday, February 03, 2018 12:40:03 Pacific Standard Time

Name: 180201M2_23, Date: 01-Feb-2018, Time: 14:53:20, ID: 1800153-01 FT-TW507-1924 0.23859, Description: FT-TW507-1924

PFTrDA

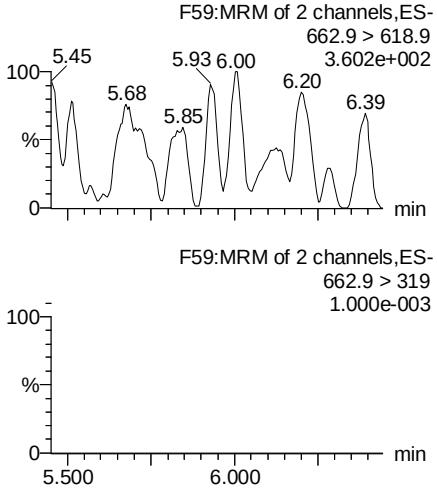

PFTeDA

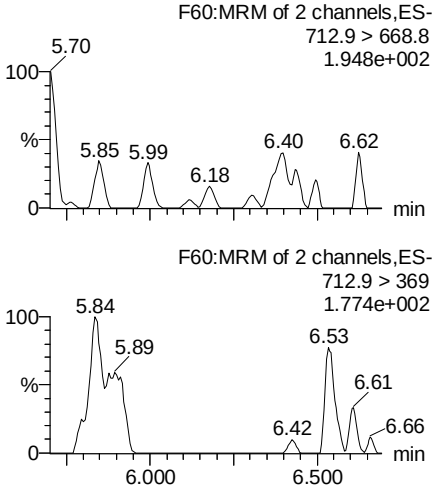

TCDA

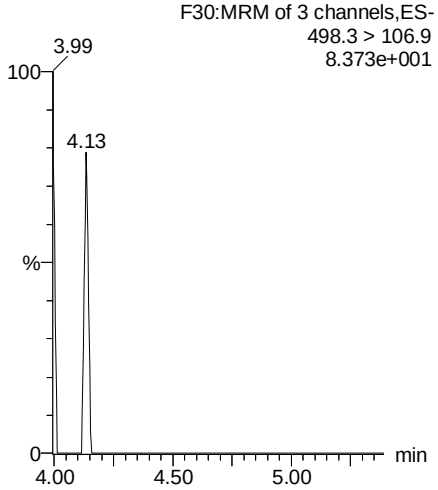

13C5-PFHxA

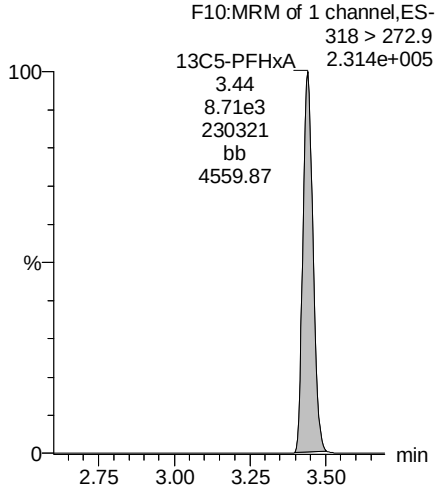

13C2-PFDoA

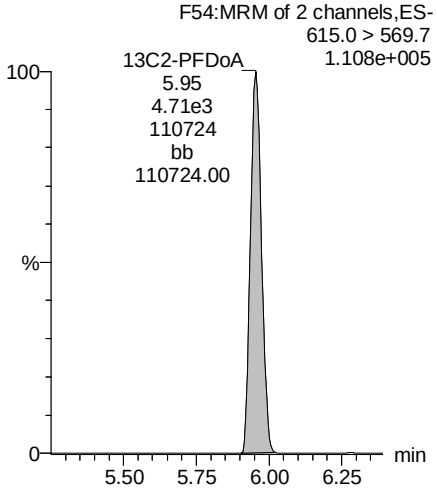

13C2-PFTeDA

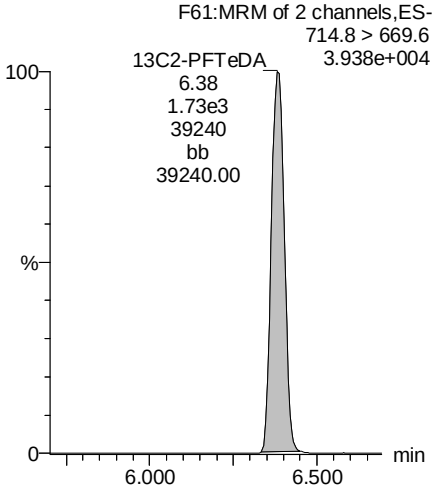

13C8-PFOS

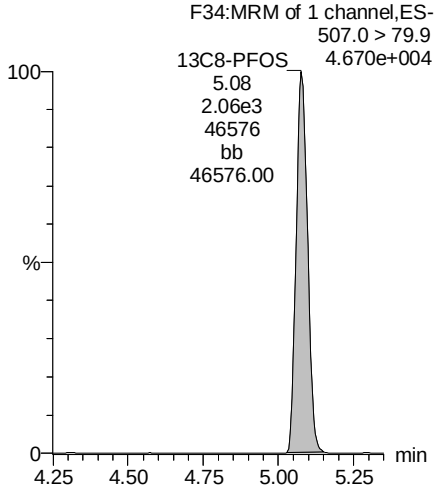

13C8-PFOA

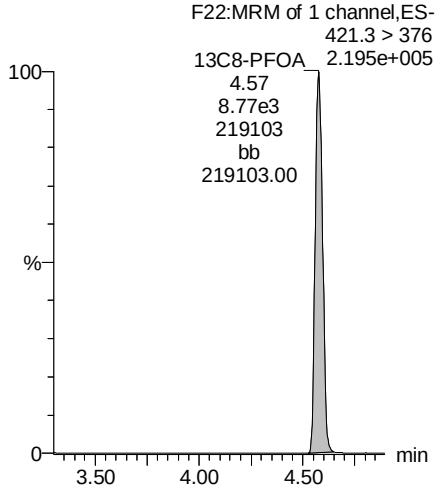

MSF 2/3/18

Vista Analytical Laboratory

Rev'd: MM 2/7/2018

Dataset: Z:\Projects\PFAS.PRO\Results\180201M2\180201M2-23.qld

Last Altered: Saturday, February 03, 2018 12:38:30 Pacific Standard Time
Printed: Saturday, February 03, 2018 12:40:03 Pacific Standard Time

Name: 180201M2_23, Date: 01-Feb-2018, Time: 14:53:20, ID: 1800153-01 FT-TW507-1924 0.23859, Description: FT-TW507-1924

13C3-PFHxS

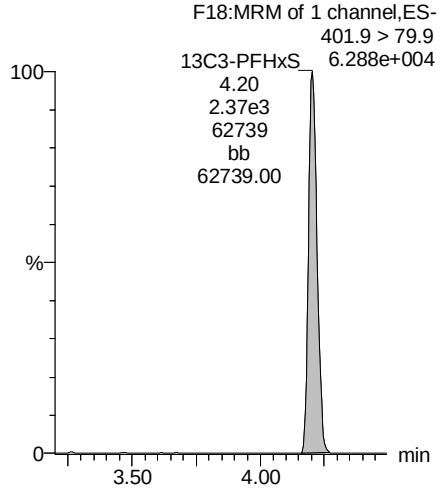

13C9-PFNA

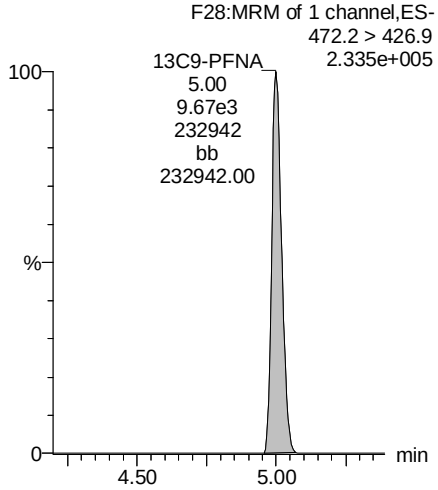

13C4-PFOS

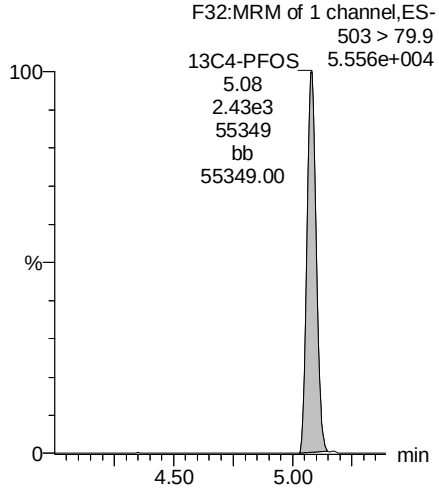

13C6-PFDA

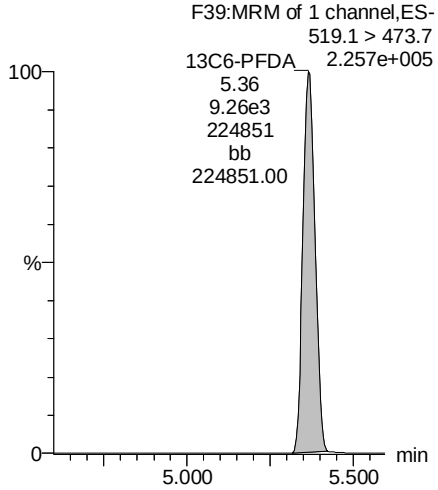

13C7-PFUdA

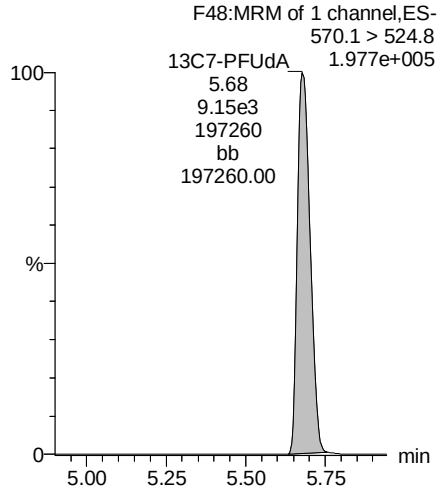

MSF 2/3/18

Vista Analytical Laboratory

Rev'd: MM 2/7/2018

Dataset: Z:\Projects\PFAS.PRO\Results\180201M2\180201M2-17.qld

Last Altered: Saturday, February 03, 2018 12:09:34 Pacific Standard Time
Printed: Saturday, February 03, 2018 12:11:01 Pacific Standard Time

Method: Z:\Projects\PFAS.PRO\MethDB\PFAS_FULL_80C_020118.mdb 03 Feb 2018 12:08:27
Calibration: Z:\Projects\PFAS.PRO\CurveDB\C18_VAL-PFAS_Q4_02-01-18-FULL.cdb 02 Feb 2018 08:56:36

Name: 180201M2_17, Date: 01-Feb-2018, Time: 13:44:26, ID: B8A0134-MS1 Matrix Spike 0.22205, Description: Matrix Spike

	#	Name	Trace	Area	IS Area	Wt./Vol.	RRF	Pred.RT	RT	y Axis Resp.	Conc.	%Rec
1	3	PFBS	299.0 > 79.7	2.00e3	1.15e3	0.222		2.98	2.95	21.7	63.8353	
2	5	PFHxA	313.2 > 268.9	4.25e4	2.47e3	0.222		3.48	3.45	86.0	258.5095	
3	7	PFHpA	363.0 > 318.9	4.56e4	5.96e3	0.222		4.10	4.08	95.6	321.6528	
4	8	L-PFHxS	398.9 > 79.6	2.33e4	8.24e2	0.222		4.24	4.22	354	953.8109	
5	11	L-PFOA	413 > 368.7	9.37e4	9.64e3	0.222		4.61	4.59	122	551.7988	
6	14	PFNA	463.0 > 418.8	9.01e4	8.91e3	0.222		5.04	5.02	126	496.6809	
7	16	L-PFOS	499 > 79.9	2.73e3	2.52e3	0.222		5.11	5.09	13.5	55.8012	
8	18	PFDA	513 > 468.8	7.13e3	7.06e3	0.222		5.40	5.38	12.6	47.0151	
9	21	N-MeFOSAA	570.1 > 419	3.49e3	3.23e3	0.222		5.55	5.52	13.5	42.9581	
10	22	N-EtFOSAA	584.2 > 419	3.51e3	4.08e3	0.222		5.70	5.67	10.8	45.1609	
11	23	PFUdA	563.0 > 518.9	7.86e3	9.39e3	0.222		5.72	5.69	10.5	41.6343	

MSF 2/3/18

Vista Analytical Laboratory

Rev'd: MM 2/7/2018

Dataset: Z:\Projects\PFAS.PRO\Results\180201M2\180201M2-17.qld

Last Altered: Saturday, February 03, 2018 12:09:34 Pacific Standard Time
Printed: Saturday, February 03, 2018 12:11:23 Pacific Standard Time

Method: Z:\Projects\PFAS.PRO\MethDB\PFAS_FULL_80C_020118.mdb 03 Feb 2018 12:08:27
Calibration: Z:\Projects\PFAS.PRO\CurveDB\C18_VAL-PFAS_Q4_02-01-18-FULL.cdb 02 Feb 2018 08:56:36

Name: 180201M2_17, Date: 01-Feb-2018, Time: 13:44:26, ID: B8A0134-MS1 Matrix Spike 0.22205, Description: Matrix Spike

	#	Name	Trace	Area	IS Area	Wt./Vol.	RRF	Pred.RT	RT	y Axis Resp.	Conc.	%Rec
1	25	PFDoA	612.9 > 569.0	1.04e4	7.35e3	0.222		5.99	5.96	17.6	43.5598	
2	27	PFTrDA	662.9 > 618.9	8.77e3	2.82e3	0.222		6.22	6.20	38.8	42.6368	
3	28	PFTeDA	712.9 > 668.8	4.95e3	2.82e3	0.222		6.41	6.39	21.9	45.6786	
4	36	13C3-PFBS	302. > 98.8	1.15e3	9.21e3	0.222	0.120	2.98	2.95	1.57	58.7356	104.3
5	37	13C2-PFHxA	315 > 269.8	2.47e3	9.21e3	0.222	0.700	3.48	3.46	3.35	21.5656	95.8
6	38	13C4-PFHpA	367.2 > 321.8	5.96e3	9.21e3	0.222	0.693	4.10	4.08	8.09	52.5937	93.4
7	39	18O2-PFHxS	403.0 > 102.6	8.24e2	2.60e3	0.222	0.343	4.24	4.21	3.97	52.1445	92.6
8	40	13C2-6:2 FTS	429.1 > 408.9	2.37e3	9.38e3	0.222	0.262	4.56	4.54	3.16	54.2077	96.3
9	41	13C2-PFOA	414.9 > 369.7	9.64e3	9.38e3	0.222	1.064	4.61	4.59	12.8	54.3824	96.6
10	42	13C5-PFNA	468.2 > 422.9	8.91e3	9.38e3	0.222	0.949	5.04	5.01	11.9	56.3802	100.2
11	43	13C8-PFOSA	506.1 > 77.7	1.55e3	1.10e4	0.222	0.211	5.09	5.07	1.75	37.2995	66.3
12	44	13C8-PFOS	507.0 > 79.9	2.52e3	2.62e3	0.222	1.014	5.11	5.09	12.0	53.3612	94.8
13	45	13C2-PFDA	515.1 > 469.9	7.06e3	7.18e3	0.222	1.099	5.40	5.38	12.3	50.3445	89.4
14	46	13C2-8:2 FTS	529.1 > 508.7	1.41e3	9.21e3	0.222	0.194	5.38	5.35	1.91	44.3045	78.7
15	47	d3-N-MeFOSAA	573.3 > 419	3.23e3	1.10e4	0.222	0.381	5.55	5.52	3.66	43.1671	76.7
16	48	d5-N-EtFOSAA	589.3 > 419	4.08e3	1.10e4	0.222	0.430	5.70	5.67	4.62	48.3925	86.0
17	49	13C2-PFUdA	565 > 519.8	9.39e3	1.10e4	0.222	0.966	5.72	5.69	10.6	49.5175	88.0
18	50	13C2-PFDoA	615.0 > 569.7	7.35e3	1.10e4	0.222	0.767	5.99	5.97	8.32	48.8209	86.7
19	52	13C2-PFTeDA	714.8 > 669.6	2.82e3	1.10e4	0.222	0.413	6.41	6.39	3.19	34.8284	61.9
20	57	13C4-PFBA	217. > 171.8	8.14e3	8.14e3	0.222	1.000	1.73	1.70	12.5	56.2936	100.0
21	58	13C5-PFHxA	318 > 272.9	9.21e3	9.21e3	0.222	1.000	3.48	3.46	12.5	56.2936	100.0
22	59	13C3-PFHxS	401.9 > 79.9	2.60e3	2.60e3	0.222	1.000	4.24	4.21	12.5	56.2936	100.0
23	60	13C8-PFOA	421.3 > 376	9.38e3	9.38e3	0.222	1.000	4.61	4.59	12.5	56.2936	100.0
24	61	13C9-PFNA	472.2 > 426.9	9.38e3	9.38e3	0.222	1.000	5.04	5.01	12.5	56.2936	100.0
25	62	13C4-PFOS	503 > 79.9	2.62e3	2.62e3	0.222	1.000	5.11	5.09	12.5	56.2936	100.0
26	63	13C6-PFDA	519.1 > 473.7	7.18e3	7.18e3	0.222	1.000	5.40	5.38	12.5	56.2936	100.0
27	64	13C7-PFUdA	570.1 > 524.8	1.10e4	1.10e4	0.222	1.000	5.72	5.69	12.5	56.2936	100.0
28	65	Total PFHxS	398.9 > 79.6	2.33e4	8.24e2	0.222		4.24		354	953.8109	
29	66	Total PFOA	413 > 368.7	1.03e5	9.64e3	0.222		4.61		134	607.4713	
30	67	Total PFOS	499 > 79.9	2.73e3	2.52e3	0.222		5.11		13.5	55.8012	
31	68	Total N-MeFOSAA	570.1 > 419	3.49e3	3.23e3	0.222		5.55		13.5	42.9581	
32	69	Total N-EtFOSAA	584.2 > 419	3.51e3	4.08e3	0.222		5.70		10.8	45.1609	

MSF 2/3/18

Vista Analytical Laboratory

Rev'd: MM 2/7/2018

Dataset: Z:\Projects\PFAS.PRO\Results\180201M2\180201M2-17.qld

Last Altered: Saturday, February 03, 2018 12:09:34 Pacific Standard Time
Printed: Saturday, February 03, 2018 12:11:23 Pacific Standard Time

Method: Z:\Projects\PFAS.PRO\MethDB\PFAS_FULL_80C_020118.mdb 03 Feb 2018 12:08:27
Calibration: Z:\Projects\PFAS.PRO\CurveDB\C18_VAL-PFAS_Q4_02-01-18-FULL.cdb 02 Feb 2018 08:56:36

Name: 180201M2_17, Date: 01-Feb-2018, Time: 13:44:26, ID: B8A0134-MS1 Matrix Spike 0.22205, Description: Matrix Spike

PFBS

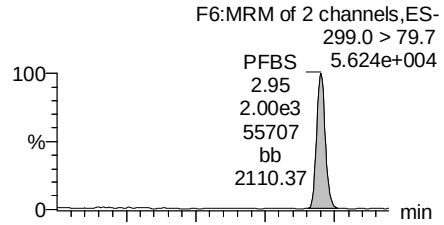

PFHxA

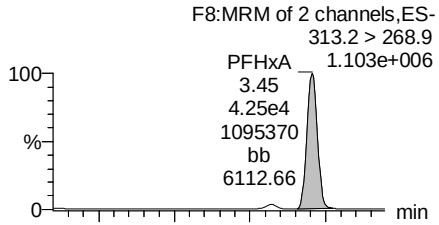

PFHpA

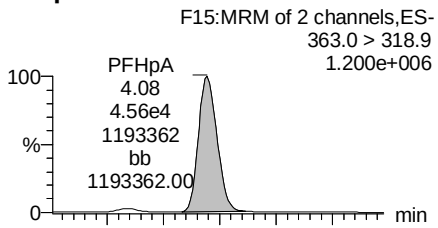

Total PFHxS

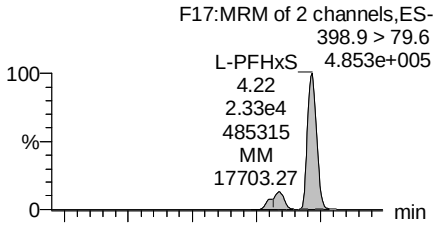

13C3-PFBS

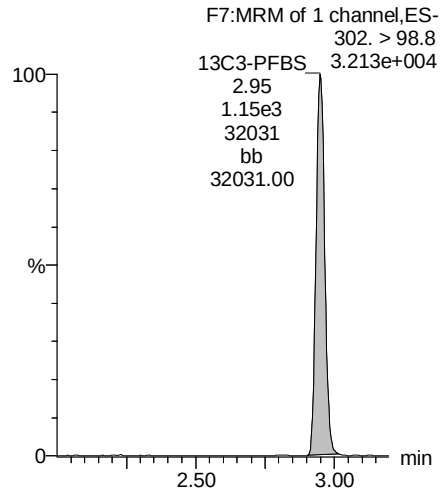

13C2-PFHxA

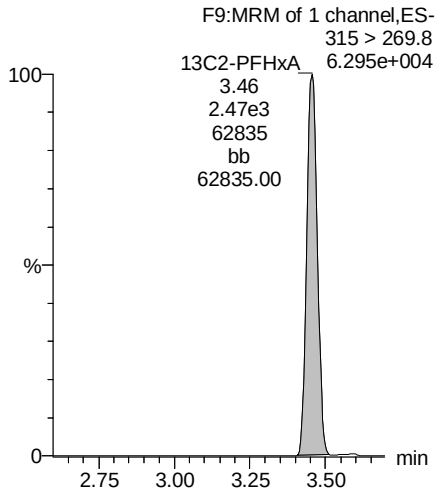

13C4-PFHpA

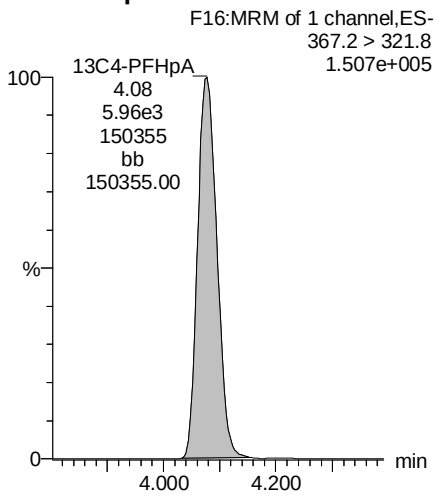

18O2-PFHxS

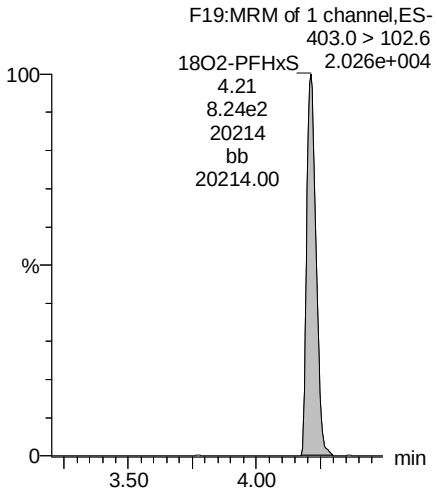

MSF 2/3/18

Vista Analytical Laboratory

Rev'd: MM 2/7/2018

Dataset: Z:\Projects\PFAS.PRO\Results\180201M2\180201M2-17.qld

Last Altered: Saturday, February 03, 2018 12:09:34 Pacific Standard Time
Printed: Saturday, February 03, 2018 12:11:23 Pacific Standard Time

Name: 180201M2_17, Date: 01-Feb-2018, Time: 13:44:26, ID: B8A0134-MS1 Matrix Spike 0.22205, Description: Matrix Spike

Total PFOA

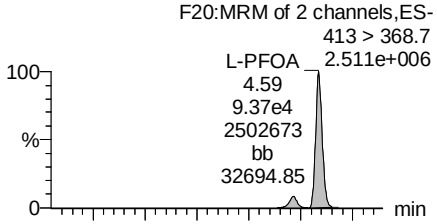

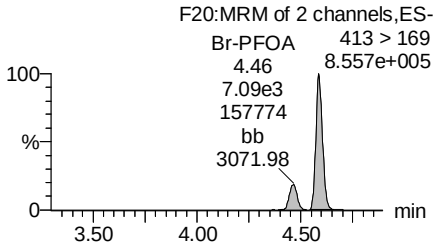

PFNA

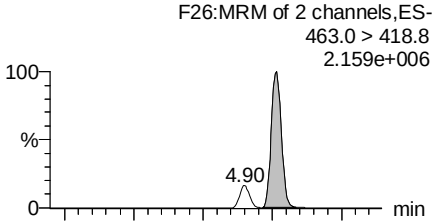

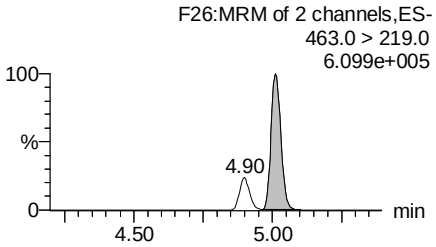

Total PFOS

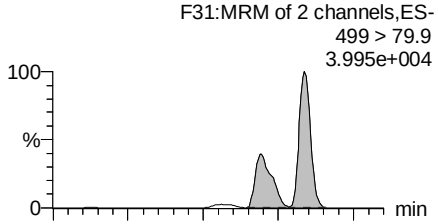

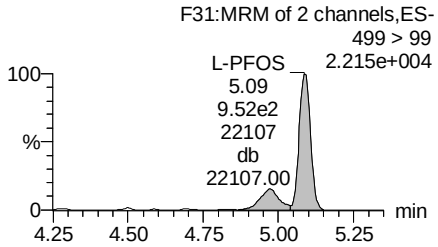

PFDA

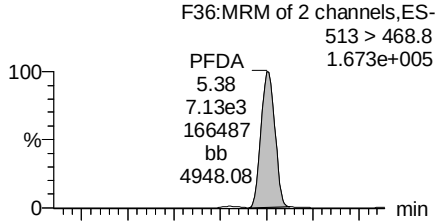

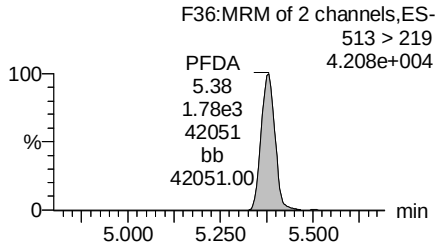

13C2-PFOA

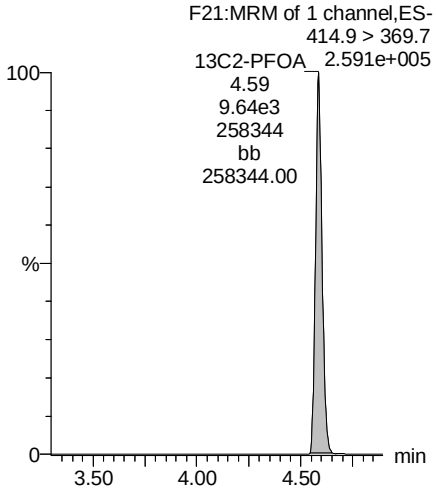

13C5-PFNA

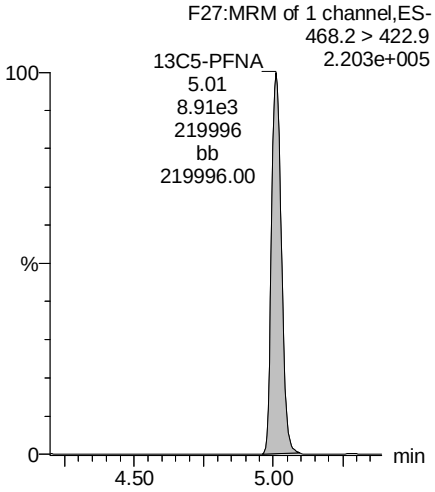

13C8-PFOS

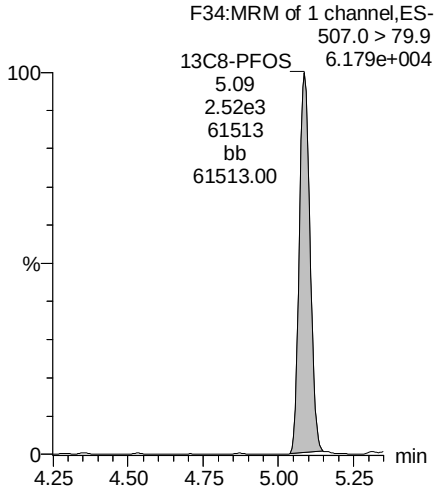

13C2-PFDA

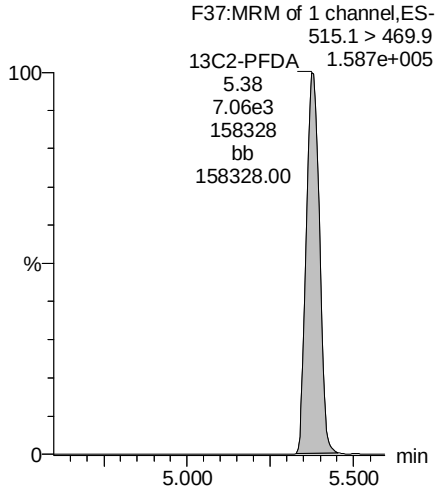

MSF 2/3/18

Rev'd: MM 2/7/2018

Dataset: Z:\Projects\PFAS.PRO\Results\180201M2\180201M2-17.qld

Last Altered: Saturday, February 03, 2018 12:09:34 Pacific Standard Time
Printed: Saturday, February 03, 2018 12:11:23 Pacific Standard Time

Name: 180201M2_17, Date: 01-Feb-2018, Time: 13:44:26, ID: B8A0134-MS1 Matrix Spike 0.22205, Description: Matrix Spike

PFUdA

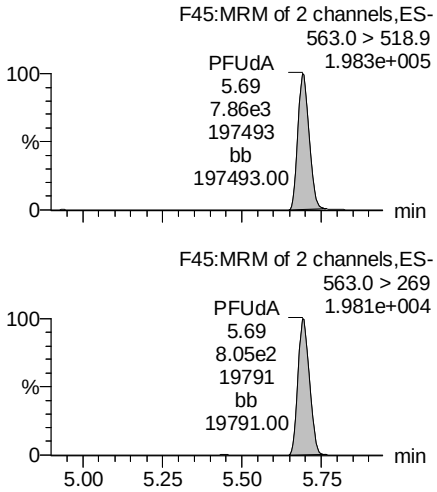

N-MeFOSAA

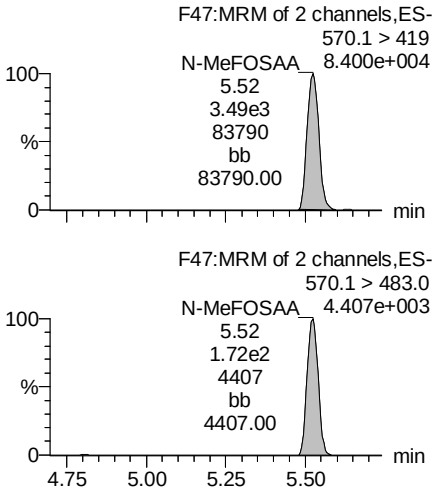

N-EtFOSAA

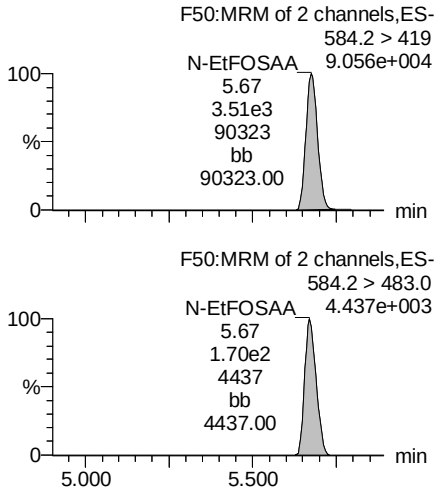

PFDoA

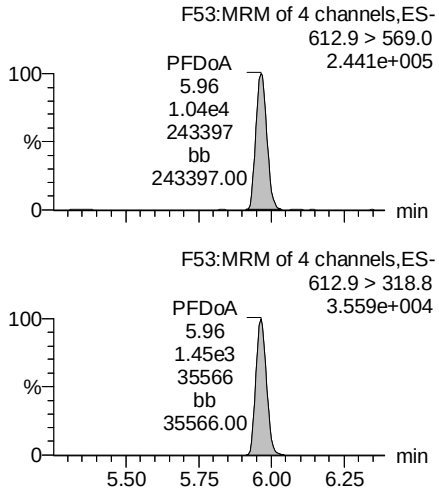

13C2-PFUdA

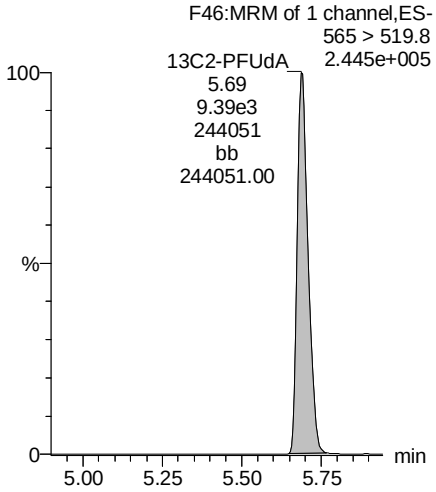

d3-N-MeFOSAA

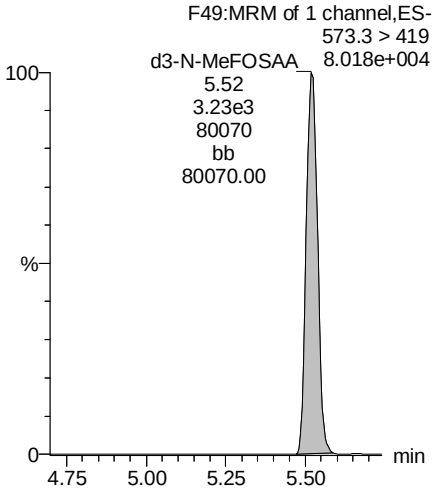

d5-N-EtFOSAA

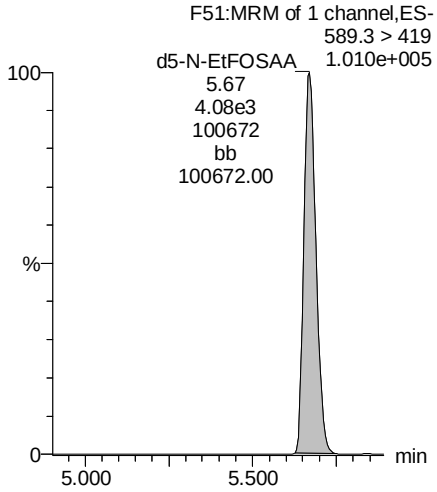

13C2-PFDoA

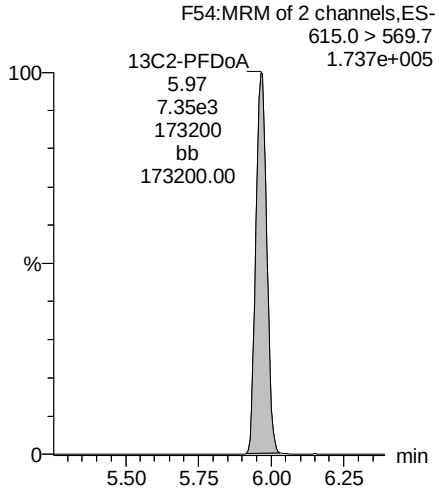

MSF 2/3/18

Vista Analytical Laboratory

Rev'd: MM 2/7/2018

Dataset: Z:\Projects\PFAS.PRO\Results\180201M2\180201M2-17.qld

Last Altered: Saturday, February 03, 2018 12:09:34 Pacific Standard Time
Printed: Saturday, February 03, 2018 12:11:23 Pacific Standard Time

Name: 180201M2_17, Date: 01-Feb-2018, Time: 13:44:26, ID: B8A0134-MS1 Matrix Spike 0.22205, Description: Matrix Spike

PFTrDA

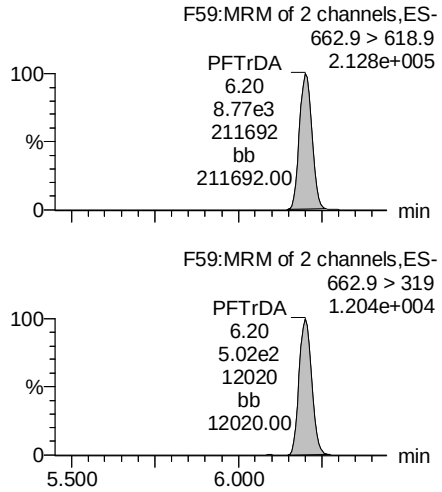

PFTeDA

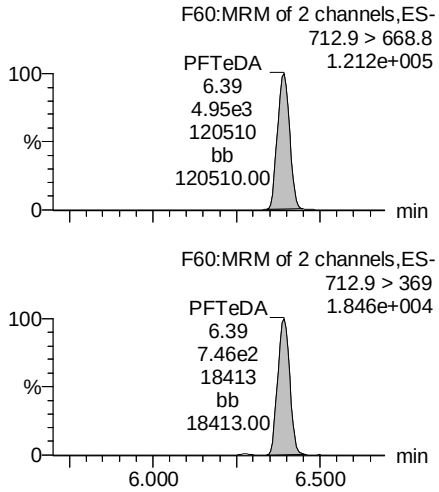

TCDA

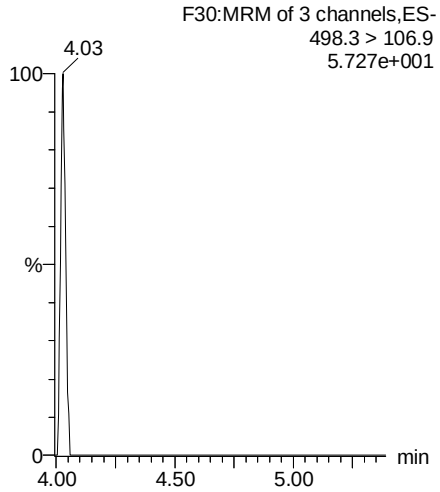

13C5-PFHxA

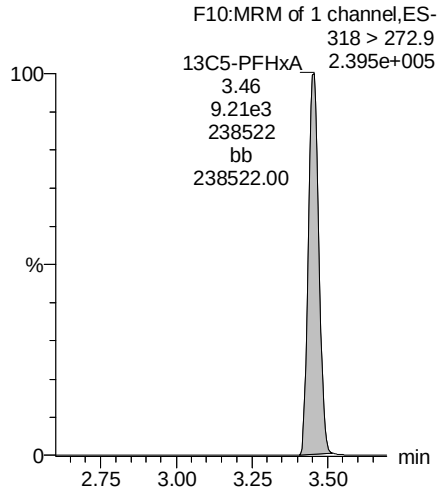

13C2-PFDoA

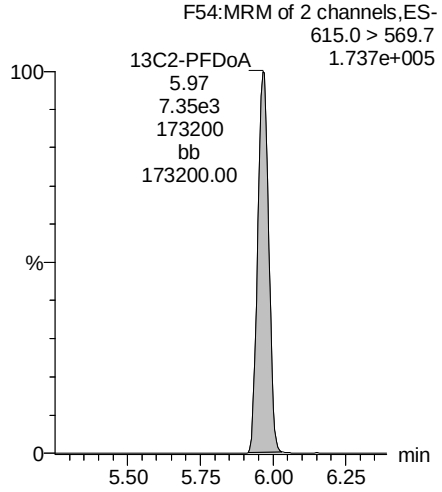

13C2-PFTeDA

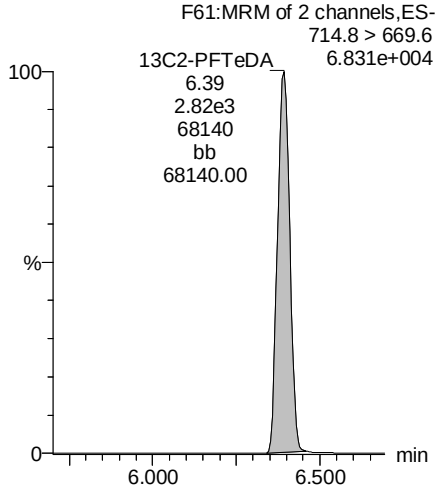

13C8-PFOS

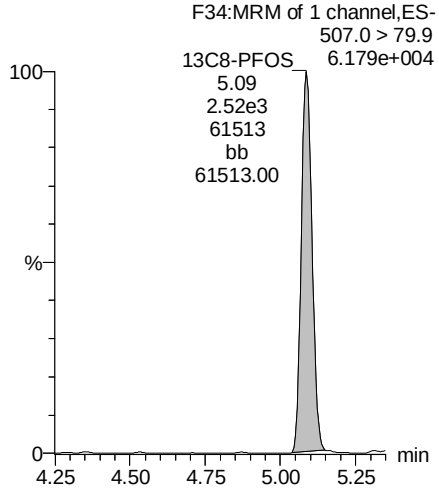

13C8-PFOA

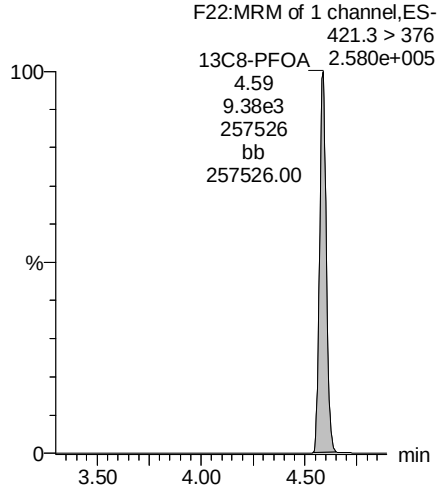

MSF 2/3/18

Vista Analytical Laboratory

Rev'd: MM 2/7/2018

Dataset: Z:\Projects\PFAS.PRO\Results\180201M2\180201M2-17.qld

Last Altered: Saturday, February 03, 2018 12:09:34 Pacific Standard Time
Printed: Saturday, February 03, 2018 12:11:23 Pacific Standard Time

Name: 180201M2_17, Date: 01-Feb-2018, Time: 13:44:26, ID: B8A0134-MS1 Matrix Spike 0.22205, Description: Matrix Spike

13C3-PFHxS

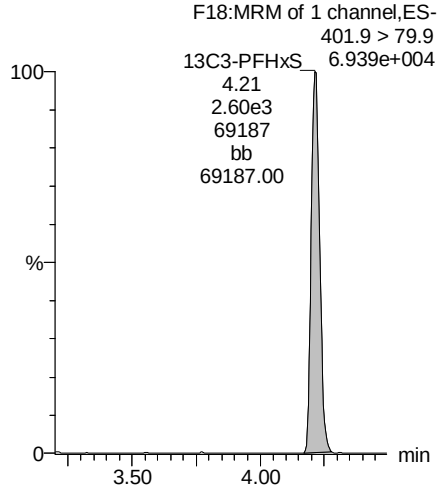

13C9-PFNA

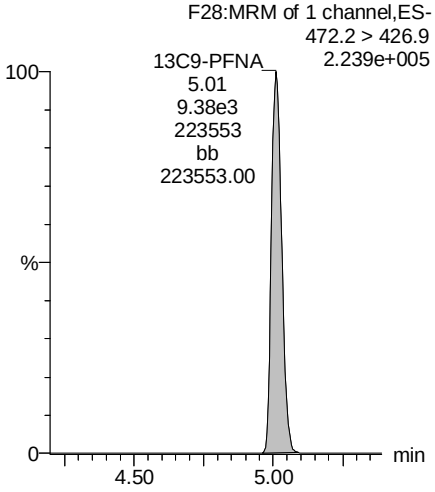

13C4-PFOS

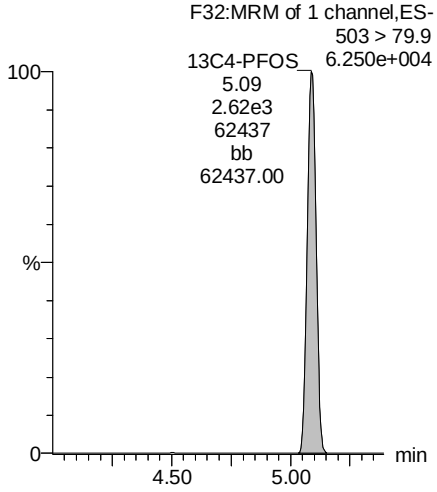

13C6-PFDA

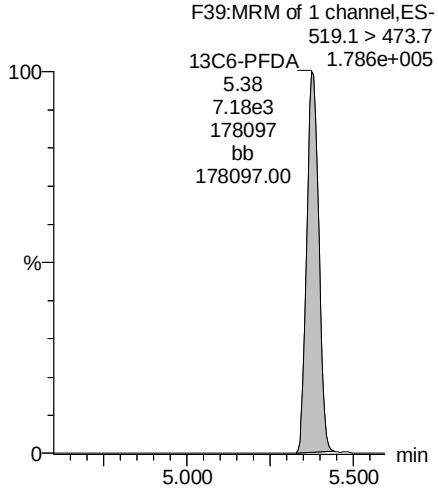

13C7-PFUdA

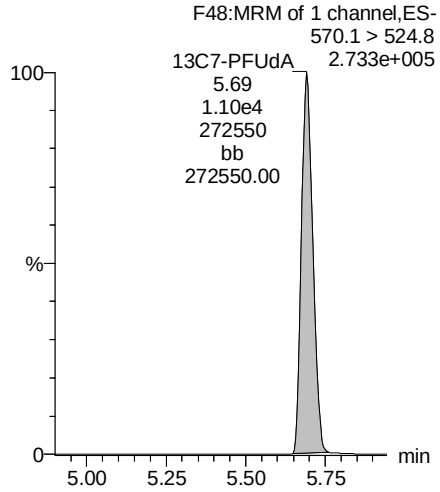

MSF 2/3/18

Vista Analytical Laboratory

Rev'd: MM 2/7/2018

Dataset: Z:\Projects\PFAS.PRO\Results\180201M2\180201M2-18.qld

Last Altered: Saturday, February 03, 2018 12:13:40 Pacific Standard Time
Printed: Saturday, February 03, 2018 12:14:37 Pacific Standard Time

Method: Z:\Projects\PFAS.PRO\MethDB\PFAS_FULL_80C_020118.mdb 03 Feb 2018 12:08:27
Calibration: Z:\Projects\PFAS.PRO\CurveDB\C18_VAL-PFAS_Q4_02-01-18-FULL.cdb 02 Feb 2018 08:56:36

Name: 180201M2_18, Date: 01-Feb-2018, Time: 13:55:56, ID: B8A0134-MSD1 Matrix Spike Dup 0.2339, Description: Matrix Spike Dup

	#	Name	Trace	Area	IS Area	Wt./Vol.	RRF	Pred.RT	RT	y Axis Resp.	Conc.	%Rec
1	3	PFBS	299.0 > 79.7	2.13e3	1.15e3	0.234		2.98	2.95	23.1	64.3610	
2	5	PFHxA	313.2 > 268.9	4.44e4	2.60e3	0.234		3.48	3.45	85.4	243.7830	
3	7	PFHpA	363.0 > 318.9	5.13e4	7.05e3	0.234		4.10	4.08	90.9	290.4942	
4	8	L-PFHxS	398.9 > 79.6	2.46e4	8.81e2	0.234		4.24	4.21	350	895.4420	
5	11	L-PFOA	413 > 368.7	1.01e5	9.33e3	0.234		4.61	4.59	136	582.9194	
6	14	PFNA	463.0 > 418.8	8.61e4	7.52e3	0.234		5.04	5.01	143	536.0030	
7	16	L-PFOS	499 > 79.9	2.81e3	2.66e3	0.234		5.11	5.09	13.2	51.5894	
8	18	PFDA	513 > 468.8	7.79e3	7.99e3	0.234		5.40	5.38	12.2	43.0637	
9	21	N-MeFOSAA	570.1 > 419	4.20e3	3.63e3	0.234		5.55	5.52	14.4	43.5870	
10	22	N-EtFOSAA	584.2 > 419	3.82e3	3.82e3	0.234		5.70	5.67	12.5	49.6562	
11	23	PFUdA	563.0 > 518.9	8.99e3	9.80e3	0.234		5.72	5.69	11.5	43.2765	

MSF 2/3/18

Vista Analytical Laboratory

Rev'd: MM 2/7/2018

Dataset: Z:\Projects\PFAS.PRO\Results\180201M2\180201M2-18.qld

Last Altered: Saturday, February 03, 2018 12:13:40 Pacific Standard Time
Printed: Saturday, February 03, 2018 12:14:52 Pacific Standard Time

Method: Z:\Projects\PFAS.PRO\MethDB\PFAS_FULL_80C_020118.mdb 03 Feb 2018 12:08:27
Calibration: Z:\Projects\PFAS.PRO\CurveDB\C18_VAL-PFAS_Q4_02-01-18-FULL.cdb 02 Feb 2018 08:56:36

Name: 180201M2_18, Date: 01-Feb-2018, Time: 13:55:56, ID: B8A0134-MSD1 Matrix Spike Dup 0.2339, Description: Matrix Spike Dup

	#	Name	Trace	Area	IS Area	Wt./Vol.	RRF	Pred.RT	RT	y Axis Resp.	Conc.	%Rec
1	25	PFDoA	612.9 > 569.0	8.55e3	7.05e3	0.234		5.99	5.96	15.2	35.5642	
2	27	PFTrDA	662.9 > 618.9	1.00e4	3.29e3	0.234		6.22	6.20	38.0	39.5697	
3	28	PFTeDA	712.9 > 668.8	6.21e3	3.29e3	0.234		6.41	6.39	23.6	46.7297	
4	36	13C3-PFBS	302. > 98.8	1.15e3	9.74e3	0.234	0.120	2.98	2.95	1.48	52.7260	98.7
5	37	13C2-PFHxA	315 > 269.8	2.60e3	9.74e3	0.234	0.700	3.48	3.45	3.33	20.3391	95.1
6	38	13C4-PFHpA	367.2 > 321.8	7.05e3	9.74e3	0.234	0.693	4.10	4.08	9.05	55.8386	104.5
7	39	18O2-PFHxS	403.0 > 102.6	8.81e2	2.51e3	0.234	0.343	4.24	4.21	4.39	54.8505	102.6
8	40	13C2-6:2 FTS	429.1 > 408.9	2.64e3	1.02e4	0.234	0.262	4.56	4.53	3.23	52.6622	98.5
9	41	13C2-PFOA	414.9 > 369.7	9.33e3	1.02e4	0.234	1.064	4.61	4.59	11.4	45.8620	85.8
10	42	13C5-PFNA	468.2 > 422.9	7.52e3	8.82e3	0.234	0.949	5.04	5.01	10.7	47.9961	89.8
11	43	13C8-PFOSA	506.1 > 77.7	2.04e3	9.07e3	0.234	0.211	5.09	5.07	2.81	56.8015	106.3
12	44	13C8-PFOS	507.0 > 79.9	2.66e3	2.65e3	0.234	1.014	5.11	5.09	12.5	52.8923	99.0
13	45	13C2-PFDA	515.1 > 469.9	7.99e3	8.64e3	0.234	1.099	5.40	5.38	11.6	44.9717	84.2
14	46	13C2-8:2 FTS	529.1 > 508.7	1.51e3	9.74e3	0.234	0.194	5.38	5.35	1.93	42.5431	79.6
15	47	d3-N-MeFOSAA	573.3 > 419	3.63e3	9.07e3	0.234	0.381	5.55	5.52	5.00	56.0892	105.0
16	48	d5-N-EtFOSAA	589.3 > 419	3.82e3	9.07e3	0.234	0.430	5.70	5.67	5.27	52.4374	98.1
17	49	13C2-PFUdA	565 > 519.8	9.80e3	9.07e3	0.234	0.966	5.72	5.69	13.5	59.7998	111.9
18	50	13C2-PFDoA	615.0 > 569.7	7.05e3	9.07e3	0.234	0.767	5.99	5.96	9.72	54.1694	101.4
19	52	13C2-PFTeDA	714.8 > 669.6	3.29e3	9.07e3	0.234	0.413	6.41	6.39	4.54	46.9539	87.9
20	57	13C4-PFBA	217. > 171.8	8.09e3	8.09e3	0.234	1.000	1.73	1.70	12.5	53.4416	100.0
21	58	13C5-PFHxA	318 > 272.9	9.74e3	9.74e3	0.234	1.000	3.48	3.45	12.5	53.4416	100.0
22	59	13C3-PFHxS	401.9 > 79.9	2.51e3	2.51e3	0.234	1.000	4.24	4.21	12.5	53.4416	100.0
23	60	13C8-PFOA	421.3 > 376	1.02e4	1.02e4	0.234	1.000	4.61	4.58	12.5	53.4416	100.0
24	61	13C9-PFNA	472.2 > 426.9	8.82e3	8.82e3	0.234	1.000	5.04	5.01	12.5	53.4416	100.0
25	62	13C4-PFOS	503 > 79.9	2.65e3	2.65e3	0.234	1.000	5.11	5.08	12.5	53.4416	100.0
26	63	13C6-PFDA	519.1 > 473.7	8.64e3	8.64e3	0.234	1.000	5.40	5.38	12.5	53.4416	100.0
27	64	13C7-PFUdA	570.1 > 524.8	9.07e3	9.07e3	0.234	1.000	5.72	5.69	12.5	53.4416	100.0
28	65	Total PFHxS	398.9 > 79.6	2.46e4	8.81e2	0.234		4.24		350	895.4420	
29	66	Total PFOA	413 > 368.7	1.12e5	9.33e3	0.234		4.61		150	646.1445	
30	67	Total PFOS	499 > 79.9	2.81e3	2.66e3	0.234		5.11		13.2	51.5894	
31	68	Total N-MeFOSAA	570.1 > 419	4.20e3	3.63e3	0.234		5.55		14.4	43.5870	
32	69	Total N-EtFOSAA	584.2 > 419	3.82e3	3.82e3	0.234		5.70		12.5	49.6562	

MSF 2/3/18

Vista Analytical Laboratory

Rev'd: MM 2/7/2018

Dataset: Z:\Projects\PFAS.PRO\Results\180201M2\180201M2-18.qld

Last Altered: Saturday, February 03, 2018 12:13:40 Pacific Standard Time
Printed: Saturday, February 03, 2018 12:14:52 Pacific Standard Time

Method: Z:\Projects\PFAS.PRO\MethDB\PFAS_FULL_80C_020118.mdb 03 Feb 2018 12:08:27
Calibration: Z:\Projects\PFAS.PRO\CurveDB\C18_VAL-PFAS_Q4_02-01-18-FULL.cdb 02 Feb 2018 08:56:36

Name: 180201M2_18, Date: 01-Feb-2018, Time: 13:55:56, ID: B8A0134-MSD1 Matrix Spike Dup 0.2339, Description: Matrix Spike Dup

PFBS

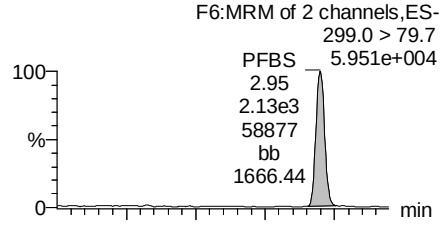

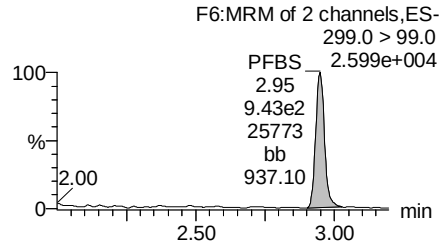

PFHxA

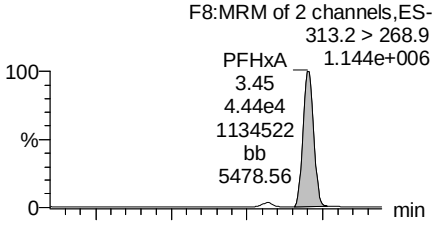

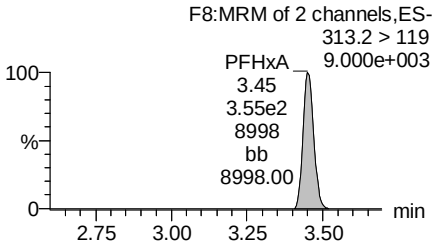

PFHpA

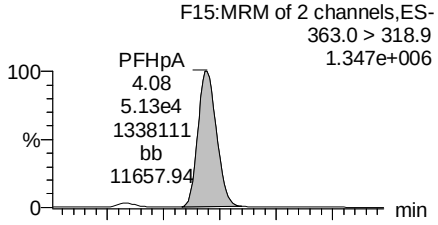

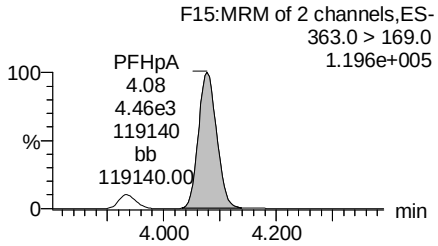

Total PFHxS

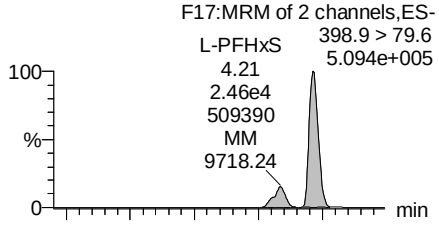

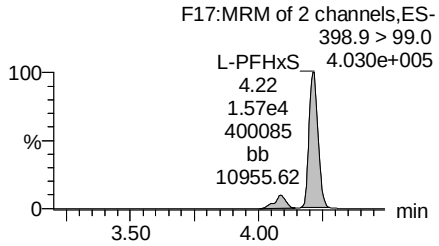

13C3-PFBS

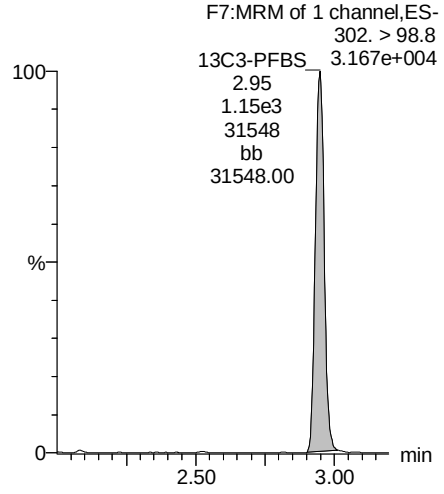

13C2-PFHxA

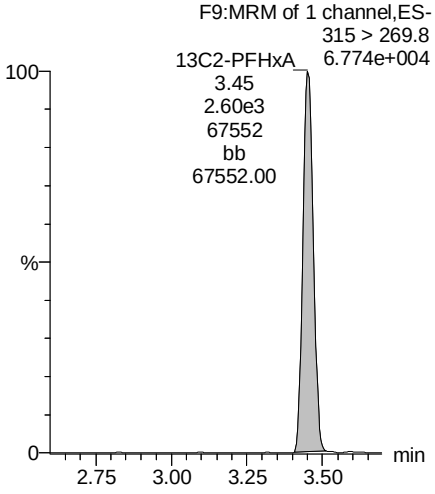

13C4-PFHpA

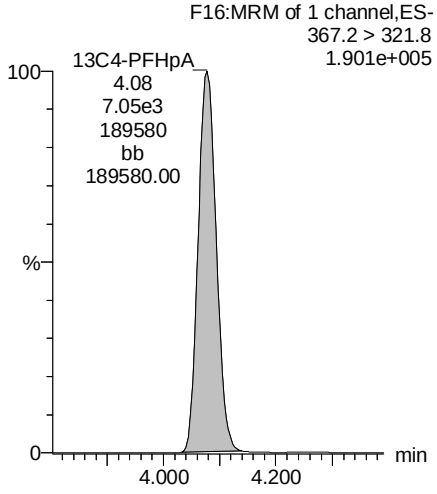

18O2-PFHxS

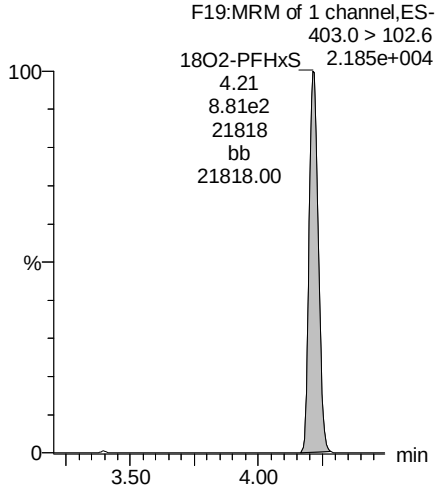

MSF 2/3/18

Vista Analytical Laboratory

Rev'd: MM 2/7/2018

Dataset: Z:\Projects\PFAS.PRO\Results\180201M2\180201M2-18.qld

Last Altered: Saturday, February 03, 2018 12:13:40 Pacific Standard Time
Printed: Saturday, February 03, 2018 12:14:52 Pacific Standard Time

Name: 180201M2_18, Date: 01-Feb-2018, Time: 13:55:56, ID: B8A0134-MSD1 Matrix Spike Dup 0.2339, Description: Matrix Spike Dup

Total PFOA

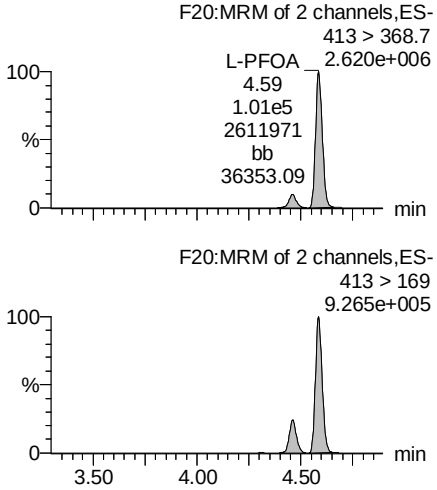

PFNA

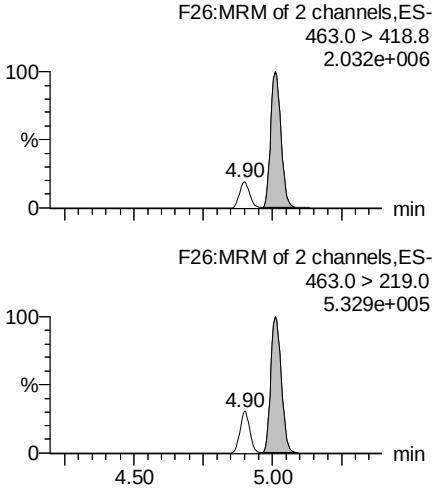

Total PFOS

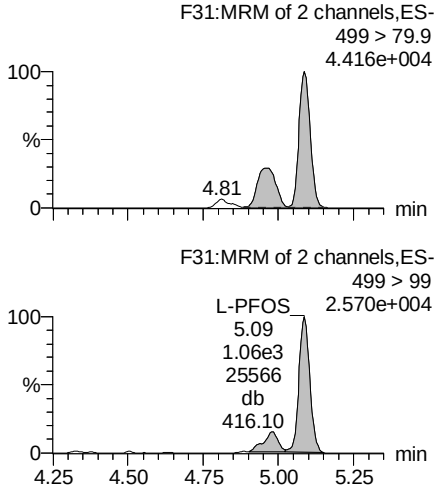

PFDA

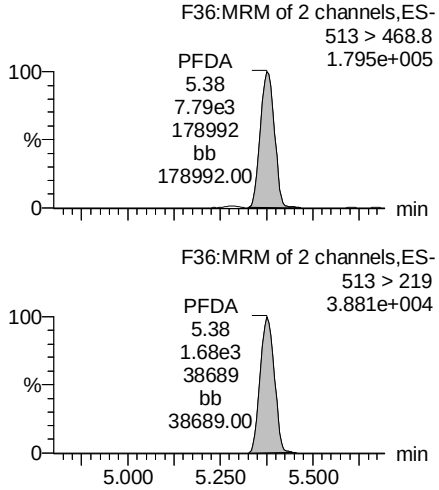

13C2-PFOA

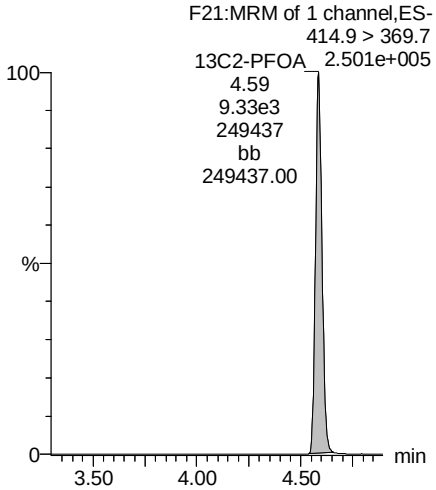

13C5-PFNA

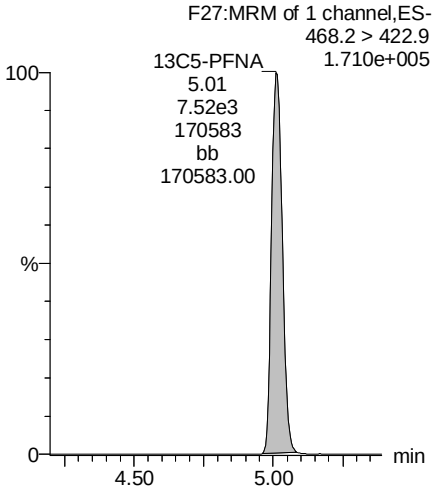

13C8-PFOS

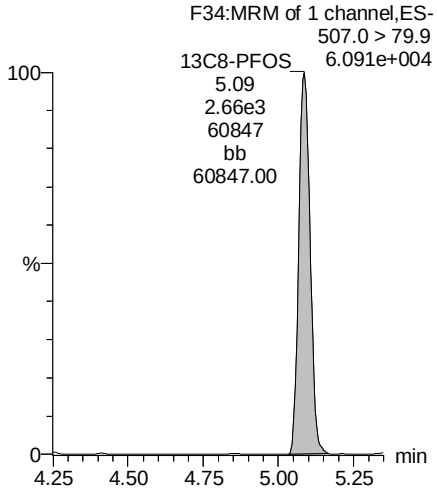

13C2-PFDA

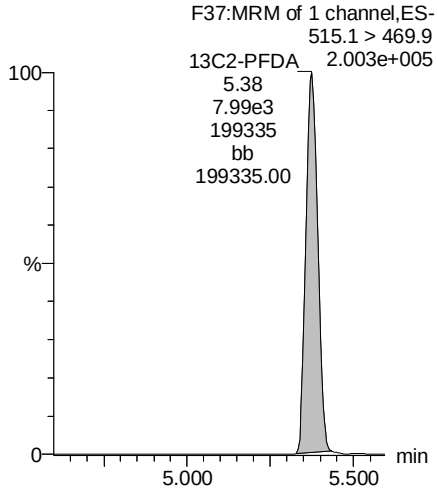

MSF 2/3/18

Vista Analytical Laboratory

Rev'd: MM 2/7/2018

Dataset: Z:\Projects\PFAS.PRO\Results\180201M2\180201M2-18.qld

Last Altered: Saturday, February 03, 2018 12:13:40 Pacific Standard Time
Printed: Saturday, February 03, 2018 12:14:52 Pacific Standard Time

Name: 180201M2_18, Date: 01-Feb-2018, Time: 13:55:56, ID: B8A0134-MSD1 Matrix Spike Dup 0.2339, Description: Matrix Spike Dup

PFUdA

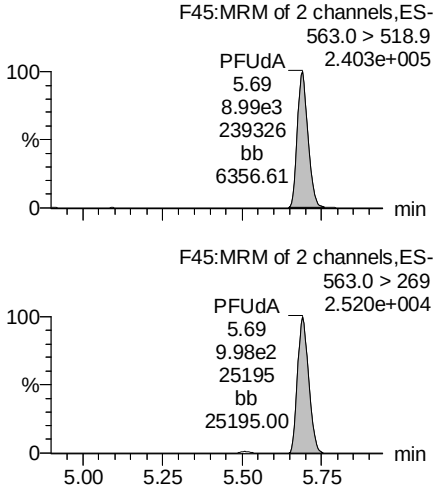

N-MeFOSAA

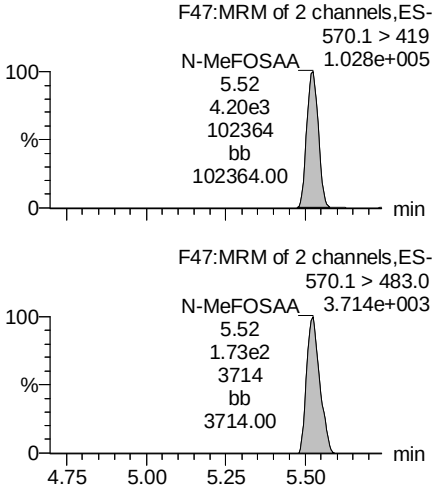

N-EtFOSAA

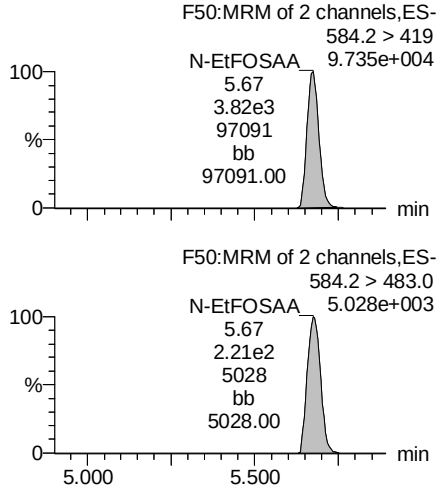

PFDoA

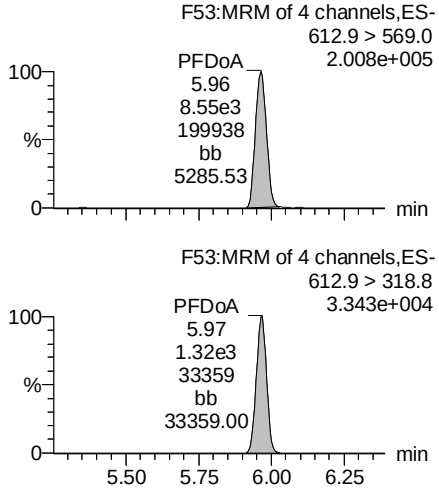

13C2-PFUdA

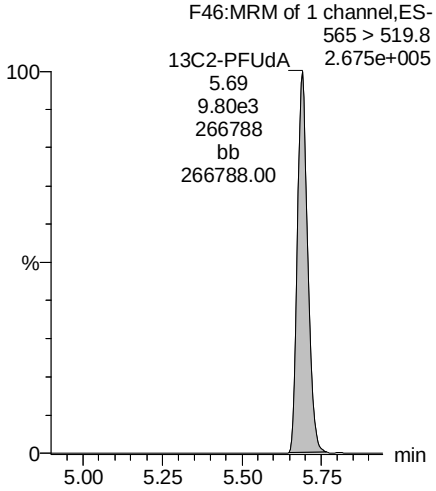

d3-N-MeFOSAA

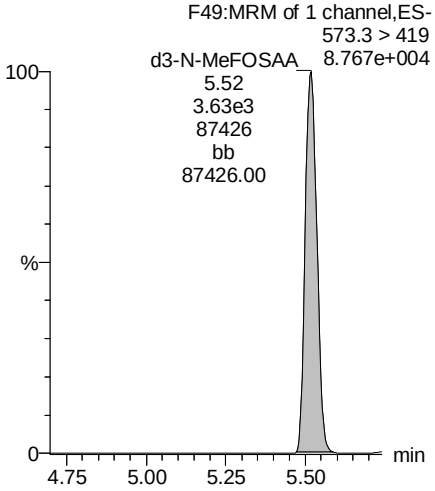

d5-N-EtFOSAA

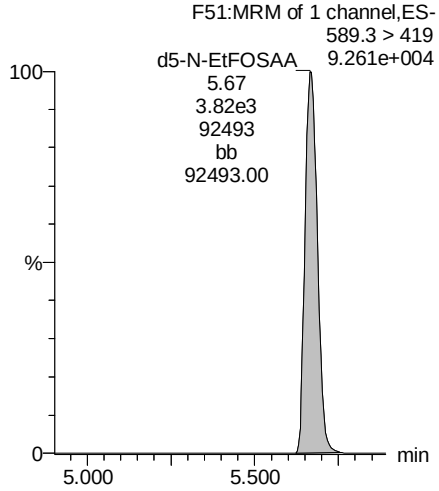

13C2-PFDoA

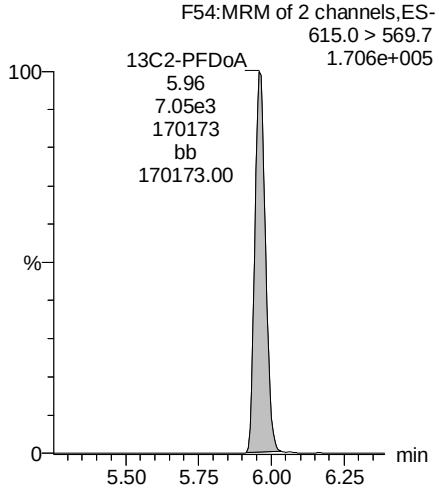

MSF 2/3/18

Vista Analytical Laboratory

Rev'd: MM 2/7/2018

Dataset: Z:\Projects\PFAS.PRO\Results\180201M2\180201M2-18.qld

Last Altered: Saturday, February 03, 2018 12:13:40 Pacific Standard Time
Printed: Saturday, February 03, 2018 12:14:52 Pacific Standard Time

Name: 180201M2_18, Date: 01-Feb-2018, Time: 13:55:56, ID: B8A0134-MSD1 Matrix Spike Dup 0.2339, Description: Matrix Spike Dup

PFTrDA

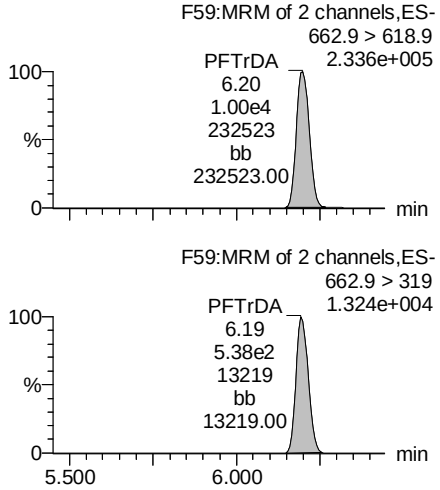

PFTeDA

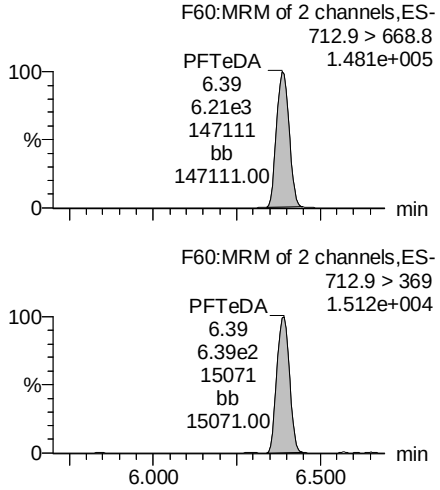

TCDA

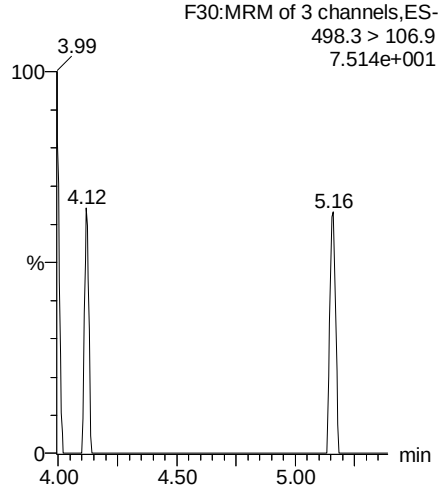

13C5-PFHxA

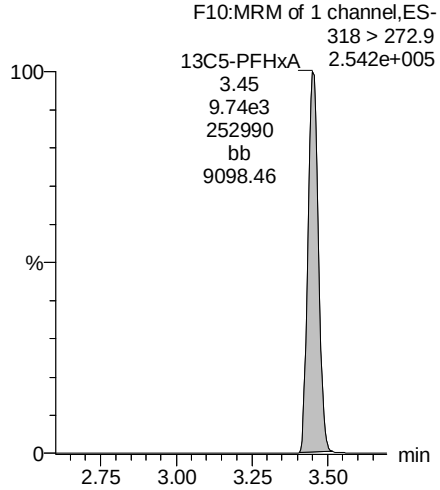

13C2-PFDoA

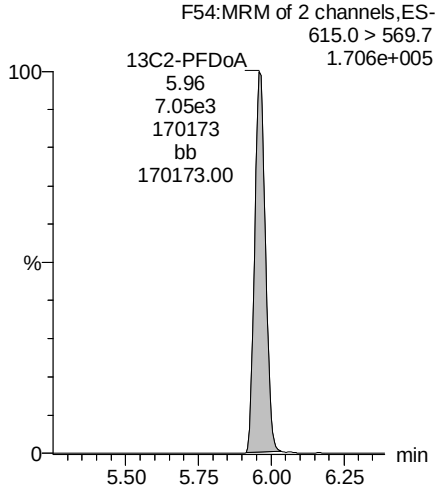

13C2-PFTeDA

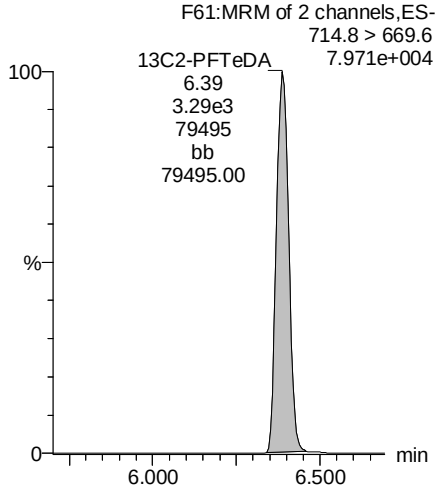

13C8-PFOS

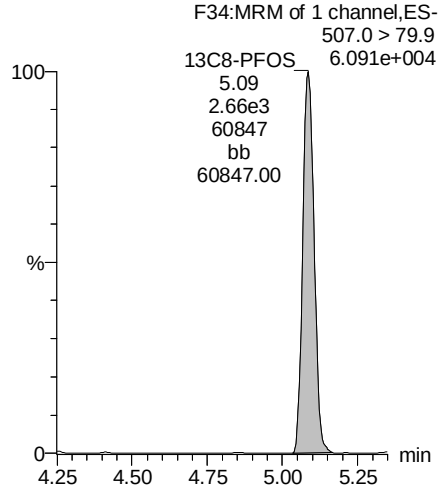

13C8-PFOA

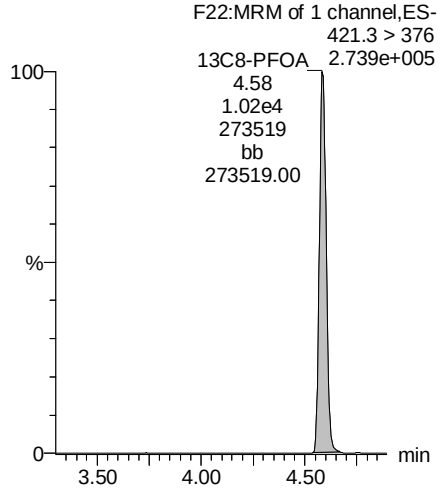

MSF 2/3/18

Rev'd: MM 2/7/2018

Dataset: Z:\Projects\PFAS.PRO\Results\180201M2\180201M2-18.qld

Last Altered: Saturday, February 03, 2018 12:13:40 Pacific Standard Time
Printed: Saturday, February 03, 2018 12:14:52 Pacific Standard Time

Name: 180201M2_18, Date: 01-Feb-2018, Time: 13:55:56, ID: B8A0134-MSD1 Matrix Spike Dup 0.2339, Description: Matrix Spike Dup

13C3-PFHxS

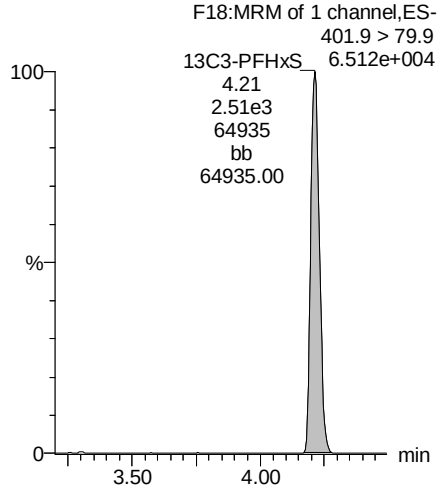

13C9-PFNA

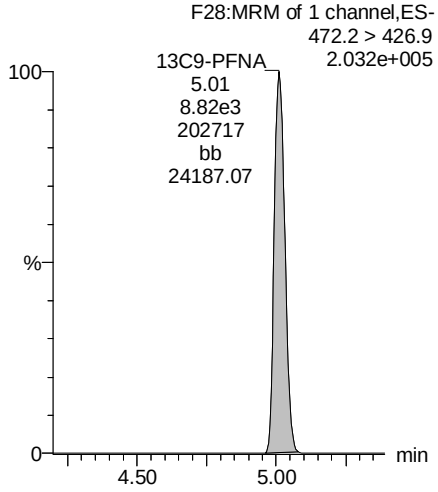

13C4-PFOS

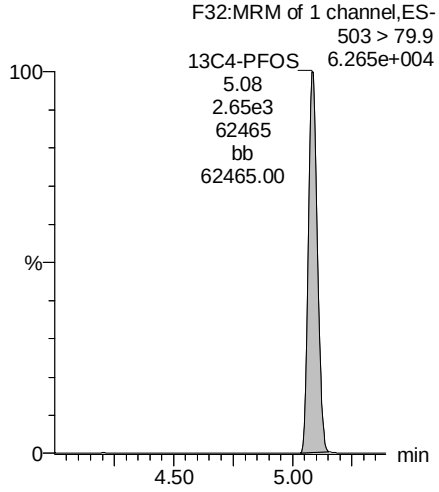

13C6-PFDA

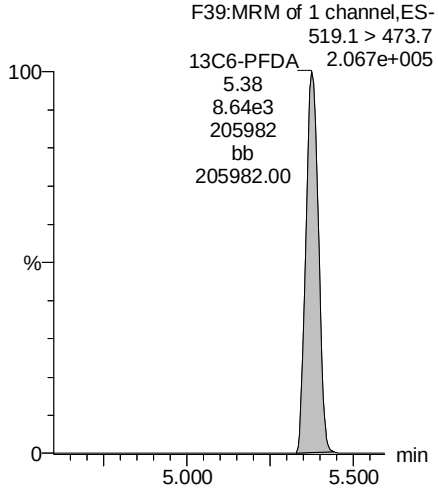

13C7-PFUdA

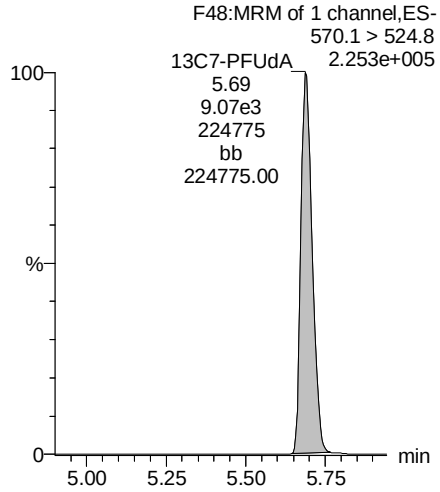

MSF 2/3/18

Vista Analytical Laboratory

Rev'd: MM 2/7/2018

Dataset: Z:\Projects\PFAS.PRO\Results\180201M2\180201M2-24.qld

Last Altered: Saturday, February 03, 2018 12:55:45 Pacific Standard Time
Printed: Saturday, February 03, 2018 12:58:32 Pacific Standard Time

Method: Z:\Projects\PFAS.PRO\MethDB\PFAS_FULL_80C_020118.mdb 03 Feb 2018 12:08:27
Calibration: Z:\Projects\PFAS.PRO\CurveDB\C18_VAL-PFAS_Q4_02-01-18-FULL.cdb 02 Feb 2018 08:56:36

Name: 180201M2_24, Date: 01-Feb-2018, Time: 15:04:46, ID: 1800153-02 FT-TW510-1520 0.24548, Description: FT-TW510-1520

	#	Name	Trace	Area	IS Area	Wt./Vol.	RRF	Pred.RT	RT	y Axis Resp.	Conc.	%Rec
1	3	PFBS	299.0 > 79.7	4.45e2	1.20e3	0.245		2.98	2.91	4.64	12.0109	
2	5	PFHxA	313.2 > 268.9	8.86e4	2.66e3	0.245		3.48	3.41	167	456.1602	
3	7	PFHpA	363.0 > 318.9	5.70e4	6.52e3	0.245		4.10	4.04	109	332.4419	
4	8	L-PFHxS	398.9 > 79.6	9.02e4	8.01e2	0.245		4.24	4.18	1410	3432.9699	E
5	11	L-PFOA	413 > 368.7	4.08e5	9.86e3	0.245		4.61	4.56	518	1984.6624	
6	14	PFNA	463.0 > 418.8	1.11e6	7.23e3	0.245		5.04	5.00	1930		
7	16	L-PFOS	499 > 79.9	5.07e4	2.62e3	0.245		5.11	5.07	242	961.6987	
8	18	PFDA	513 > 468.8	1.30e4	7.79e3	0.245		5.40	5.36	20.9	70.6204	
9	21	N-MeFOSAA	570.1 > 419		3.23e3	0.245		5.55				
10	22	N-EtFOSAA	584.2 > 419		3.90e3	0.245		5.70				
11	23	PFUdA	563.0 > 518.9	5.65e3	8.79e3	0.245		5.72	5.68	8.03	28.8361	

MSF 2/3/18

Vista Analytical Laboratory

Rev'd: MM 2/7/2018

Dataset: Z:\Projects\PFAS.PRO\Results\180201M2\180201M2-24.qld

Last Altered: Saturday, February 03, 2018 12:55:45 Pacific Standard Time
Printed: Saturday, February 03, 2018 12:59:26 Pacific Standard Time

Method: Z:\Projects\PFAS.PRO\MethDB\PFAS_FULL_80C_020118.mdb 03 Feb 2018 12:08:27
Calibration: Z:\Projects\PFAS.PRO\CurveDB\C18_VAL-PFAS_Q4_02-01-18-FULL.cdb 02 Feb 2018 08:56:36

Name: 180201M2_24, Date: 01-Feb-2018, Time: 15:04:46, ID: 1800153-02 FT-TW510-1520 0.24548, Description: FT-TW510-1520

	#	Name	Trace	Area	IS Area	Wt./Vol.	RRF	Pred.RT	RT	y Axis Resp.	Conc.	%Rec
1	25	PFDoA	612.9 > 569.0		6.92e3	0.245		5.99				
2	27	PFTrDA	662.9 > 618.9		3.68e3	0.245		6.22				
3	28	PFTeDA	712.9 > 668.8		3.68e3	0.245		6.41				
4	36	13C3-PFBS	302. > 98.8	1.20e3	9.67e3	0.245	0.120	2.98	2.91	1.55	52.5188	103.1
5	37	13C2-PFHxA	315 > 269.8	2.66e3	9.67e3	0.245	0.700	3.48	3.41	3.44	19.9914	98.1
6	38	13C4-PFHpA	367.2 > 321.8	6.52e3	9.67e3	0.245	0.693	4.10	4.04	8.43	49.6003	97.4
7	39	18O2-PFHxS	403.0 > 102.6	8.01e2	2.20e3	0.245	0.343	4.24	4.18	4.55	54.0681	106.2
8	40	13C2-6:2 FTS	429.1 > 408.9	4.07e3	1.05e4	0.245	0.262	4.56	4.51	4.86	75.4914	148.3
9	41	13C2-PFOA	414.9 > 369.7	9.86e3	1.05e4	0.245	1.064	4.61	4.56	11.8	45.0435	88.5
10	42	13C5-PFNA	468.2 > 422.9	7.23e3	8.27e3	0.245	0.949	5.04	5.00	10.9	46.9248	92.2
11	43	13C8-PFOSA	506.1 > 77.7	1.45e3	1.13e4	0.245	0.211	5.09	5.05	1.60	30.9061	60.7
12	44	13C8-PFOS	507.0 > 79.9	2.62e3	2.71e3	0.245	1.014	5.11	5.07	12.1	48.5271	95.3
13	45	13C2-PFDA	515.1 > 469.9	7.79e3	9.33e3	0.245	1.099	5.40	5.36	10.4	38.7159	76.0
14	46	13C2-8:2 FTS	529.1 > 508.7	2.06e3	9.67e3	0.245	0.194	5.38	5.34	2.66	55.8653	109.7
15	47	d3-N-MeFOSAA	573.3 > 419	3.23e3	1.13e4	0.245	0.381	5.55	5.51	3.58	38.2131	75.0
16	48	d5-N-EtFOSAA	589.3 > 419	3.90e3	1.13e4	0.245	0.430	5.70	5.66	4.31	40.8880	80.3
17	49	13C2-PFUdA	565 > 519.8	8.79e3	1.13e4	0.245	0.966	5.72	5.68	9.73	41.0434	80.6
18	50	13C2-PFDoA	615.0 > 569.7	6.92e3	1.13e4	0.245	0.767	5.99	5.95	7.66	40.6609	79.9
19	52	13C2-PFTeDA	714.8 > 669.6	3.68e3	1.13e4	0.245	0.413	6.41	6.38	4.07	40.1573	78.9
20	57	13C4-PFBA	217. > 171.8	8.47e3	8.47e3	0.245	1.000	1.73	1.68	12.5	50.9206	100.0
21	58	13C5-PFHxA	318 > 272.9	9.67e3	9.67e3	0.245	1.000	3.48	3.41	12.5	50.9206	100.0
22	59	13C3-PFHxS	401.9 > 79.9	2.20e3	2.20e3	0.245	1.000	4.24	4.18	12.5	50.9206	100.0
23	60	13C8-PFOA	421.3 > 376	1.05e4	1.05e4	0.245	1.000	4.61	4.56	12.5	50.9206	100.0
24	61	13C9-PFNA	472.2 > 426.9	8.27e3	8.27e3	0.245	1.000	5.04	5.00	12.5	50.9206	100.0
25	62	13C4-PFOS	503 > 79.9	2.71e3	2.71e3	0.245	1.000	5.11	5.07	12.5	50.9206	100.0
26	63	13C6-PFDA	519.1 > 473.7	9.33e3	9.33e3	0.245	1.000	5.40	5.36	12.5	50.9206	100.0
27	64	13C7-PFUdA	570.1 > 524.8	1.13e4	1.13e4	0.245	1.000	5.72	5.68	12.5	50.9206	100.0
28	65	Total PFHxS	398.9 > 79.6	9.02e4	8.01e2	0.245		4.24		1410	3432.9699	
29	66	Total PFOA	413 > 368.7	4.42e5	9.86e3	0.245		4.61		560	2161.6728	
30	67	Total PFOS	499 > 79.9	5.07e4	2.62e3	0.245		5.11		242	961.6987	
31	68	Total N-MeFOSAA	570.1 > 419	0.00e0	3.23e3	0.245		5.55		0.000		
32	69	Total N-EtFOSAA	584.2 > 419	0.00e0	3.90e3	0.245		5.70		0.000		

MSF 2/3/18

Vista Analytical Laboratory

Rev'd: MM 2/7/2018

Dataset: Z:\Projects\PFAS.PRO\Results\180201M2\180201M2-24.qld

Last Altered: Saturday, February 03, 2018 12:55:45 Pacific Standard Time
Printed: Saturday, February 03, 2018 12:59:26 Pacific Standard Time

Method: Z:\Projects\PFAS.PRO\MethDB\PFAS_FULL_80C_020118.mdb 03 Feb 2018 12:08:27
Calibration: Z:\Projects\PFAS.PRO\CurveDB\C18_VAL-PFAS_Q4_02-01-18-FULL.cdb 02 Feb 2018 08:56:36

Name: 180201M2_24, Date: 01-Feb-2018, Time: 15:04:46, ID: 1800153-02 FT-TW510-1520 0.24548, Description: FT-TW510-1520

PFBS

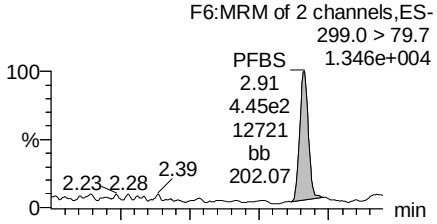

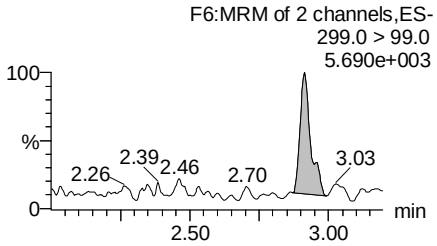

PFHxA

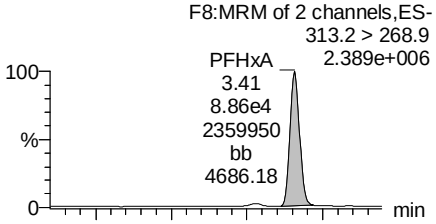

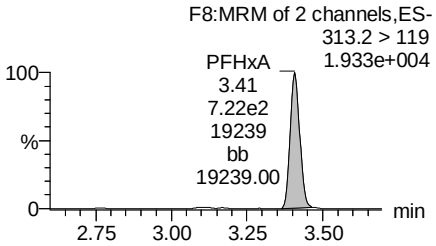

PFHpA

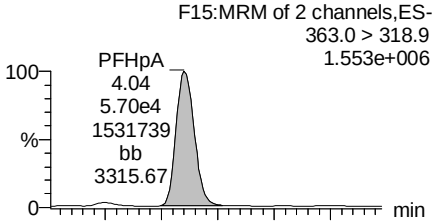

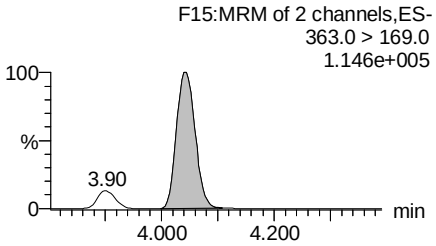

Total PFHxS

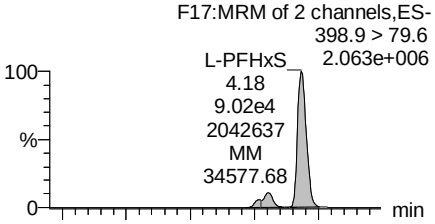

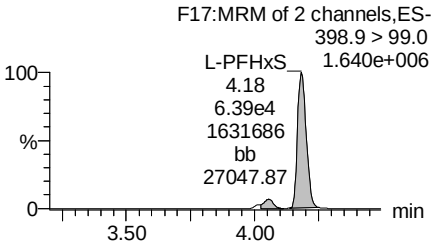

13C3-PFBS

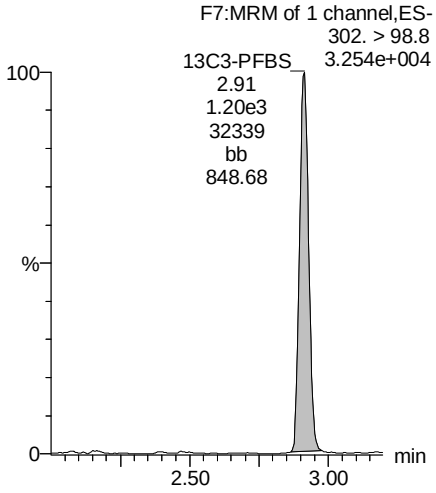

13C2-PFHxA

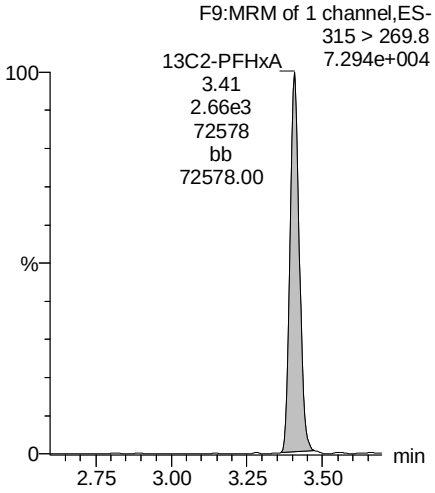

13C4-PFHpA

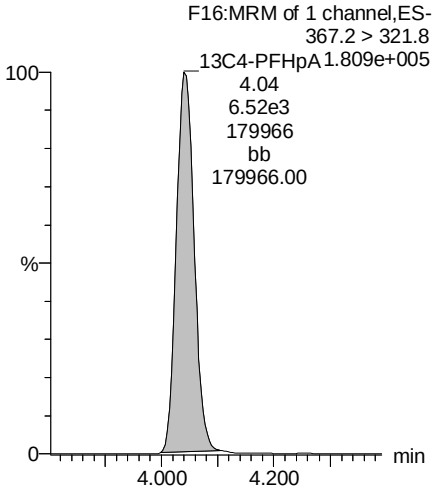

18O2-PFHxS

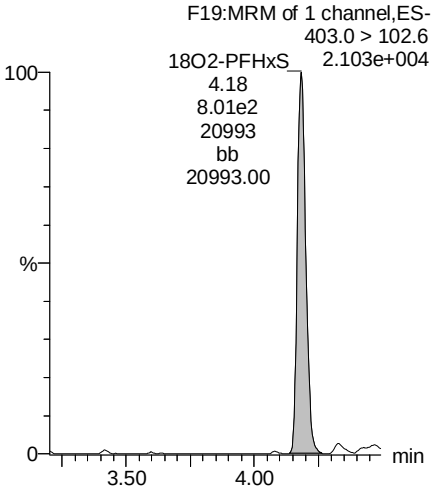

MSF 2/3/18

Vista Analytical Laboratory

Rev'd: MM 2/7/2018

Dataset: Z:\Projects\PFAS.PRO\Results\180201M2\180201M2-24.qld

Last Altered: Saturday, February 03, 2018 12:55:45 Pacific Standard Time
Printed: Saturday, February 03, 2018 12:59:26 Pacific Standard Time

Name: 180201M2_24, Date: 01-Feb-2018, Time: 15:04:46, ID: 1800153-02 FT-TW510-1520 0.24548, Description: FT-TW510-1520

Total PFOA

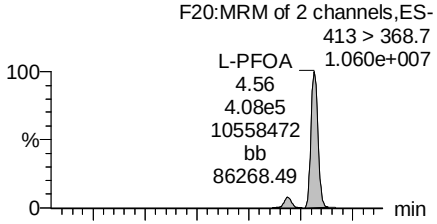

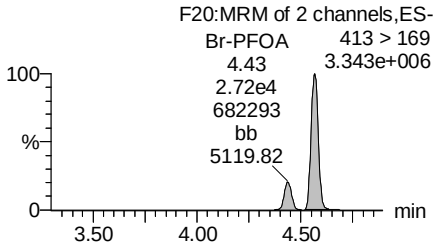

PFNA

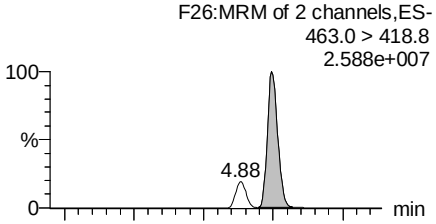

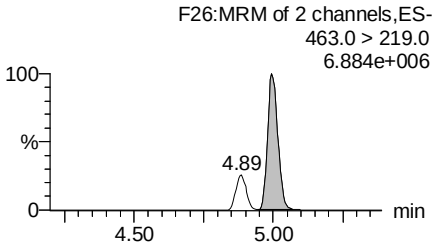

Total PFOS

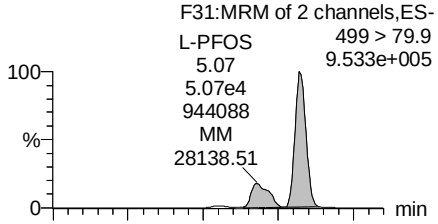

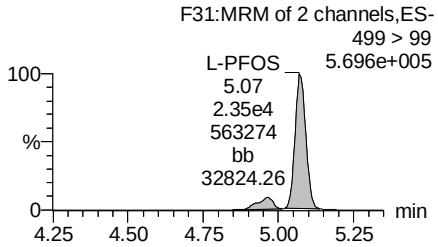

PFDA

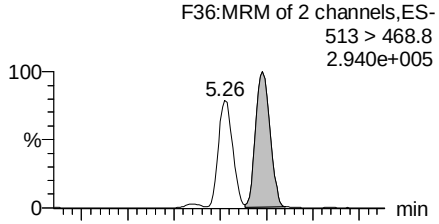

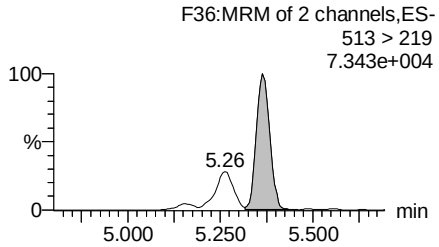

13C2-PFOA

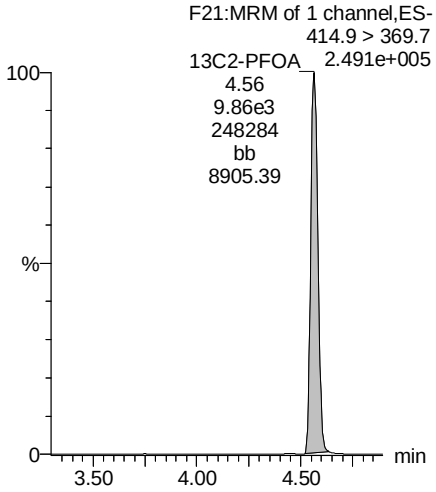

13C5-PFNA

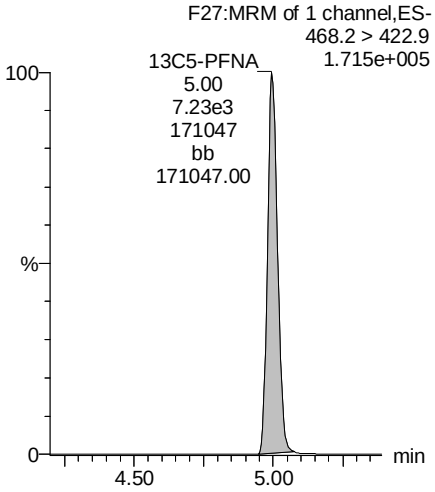

13C8-PFOS

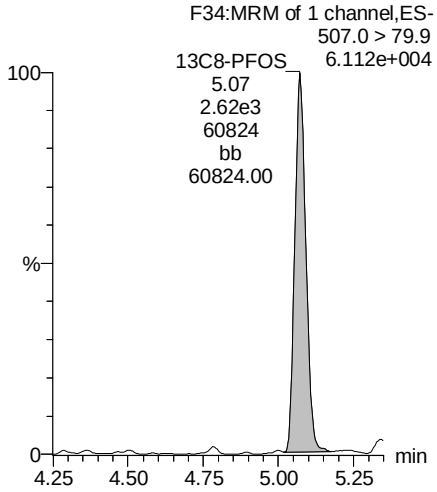

13C2-PFDA

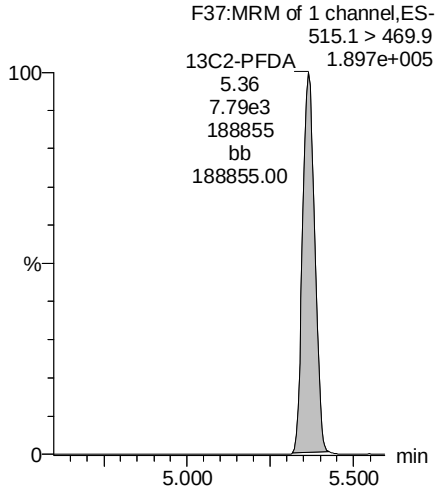

MSF 2/3/18

Vista Analytical Laboratory

Rev'd: MM 2/7/2018

Dataset: Z:\Projects\PFAS.PRO\Results\180201M2\180201M2-24.qld

Last Altered: Saturday, February 03, 2018 12:55:45 Pacific Standard Time
Printed: Saturday, February 03, 2018 12:59:26 Pacific Standard Time

Name: 180201M2_24, Date: 01-Feb-2018, Time: 15:04:46, ID: 1800153-02 FT-TW510-1520 0.24548, Description: FT-TW510-1520

PFUdA

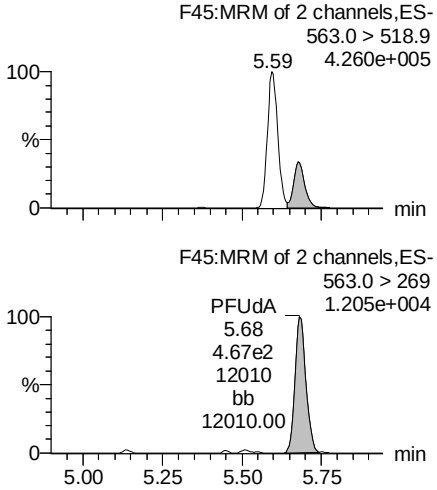

N-MeFOSAA

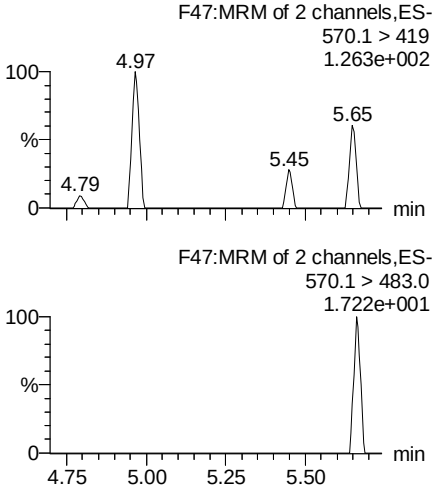

N-EtFOSAA

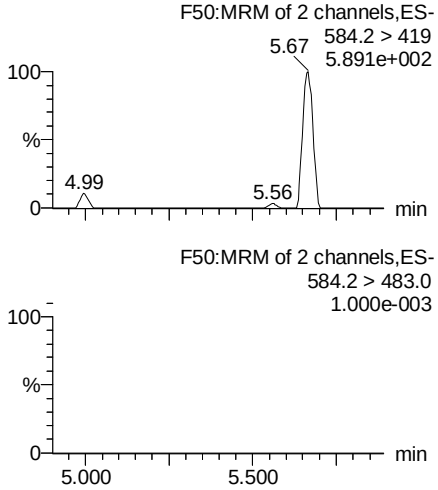

PFDoA

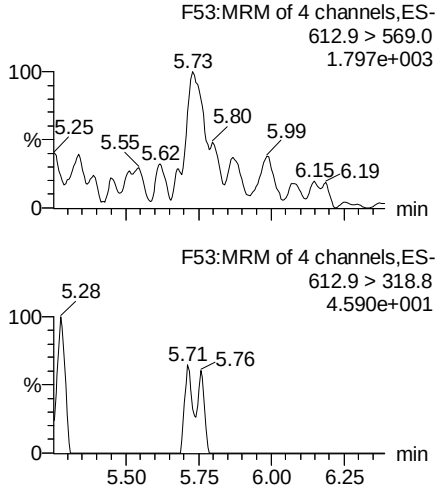

13C2-PFUdA

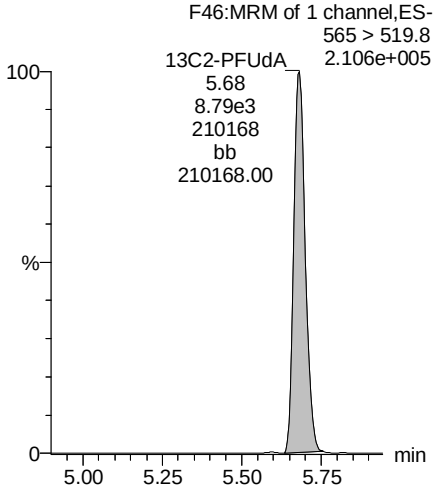

d3-N-MeFOSAA

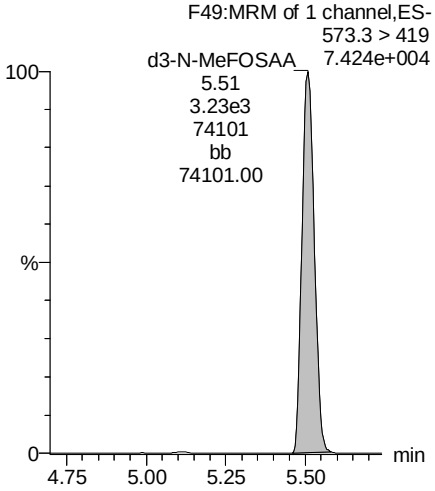

d5-N-EtFOSAA

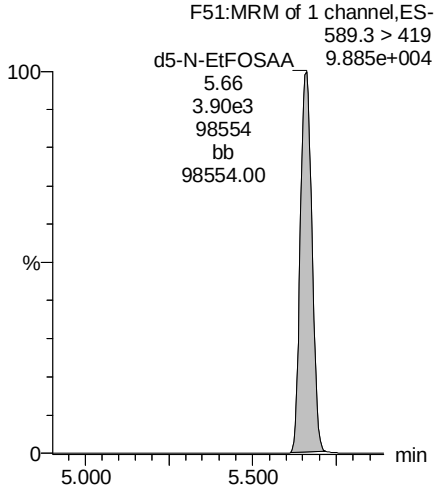

13C2-PFDoA

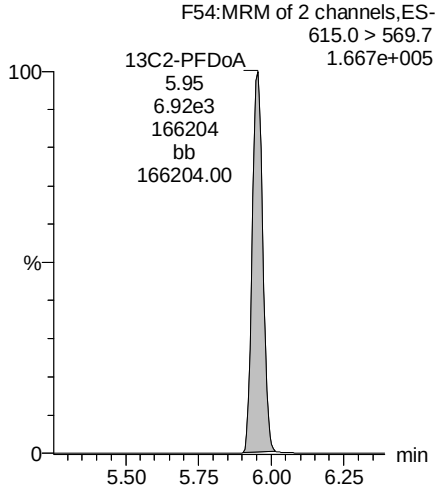

MSF 2/3/18

Rev'd: MM 2/7/2018

Dataset: Z:\Projects\PFAS.PRO\Results\180201M2\180201M2-24.qld

Last Altered: Saturday, February 03, 2018 12:55:45 Pacific Standard Time
Printed: Saturday, February 03, 2018 12:59:26 Pacific Standard Time

Name: 180201M2_24, Date: 01-Feb-2018, Time: 15:04:46, ID: 1800153-02 FT-TW510-1520 0.24548, Description: FT-TW510-1520

PFTrDA

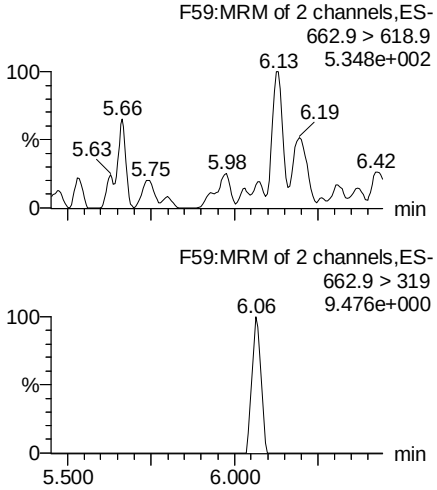

PFTeDA

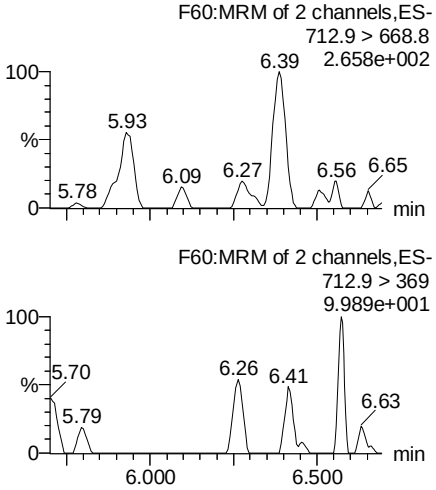

TCDA

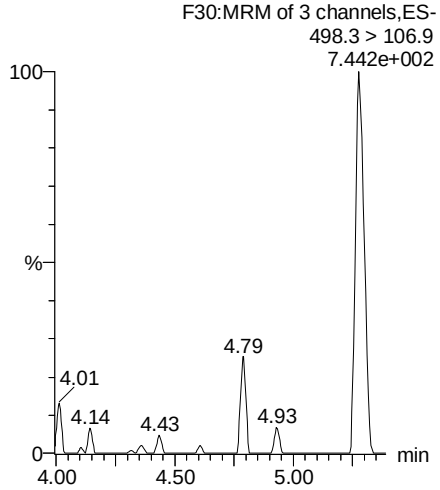

13C5-PFHxA

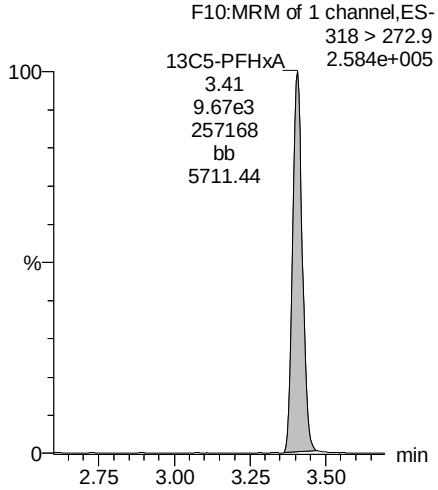

13C2-PFDoA

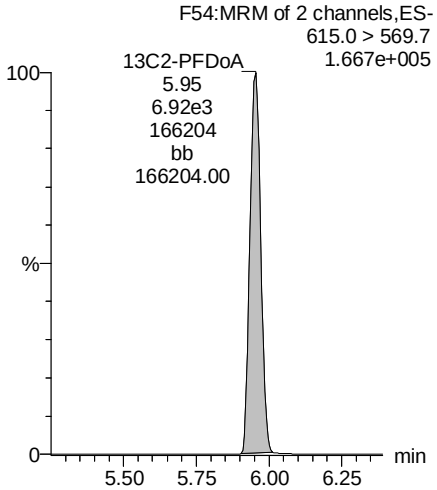

13C2-PFTeDA

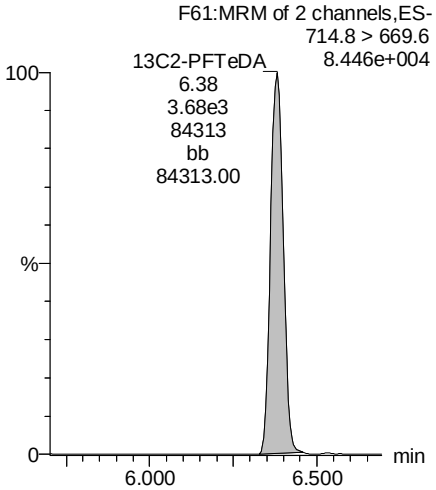

13C8-PFOS

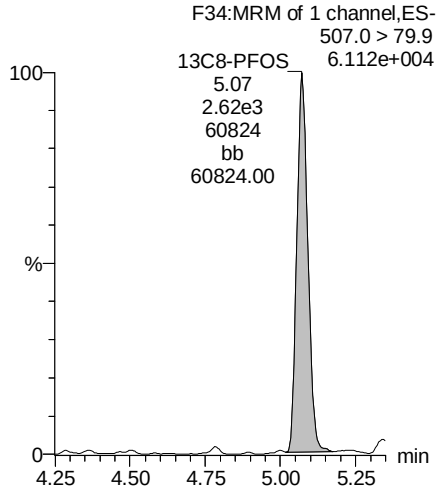

13C8-PFOA

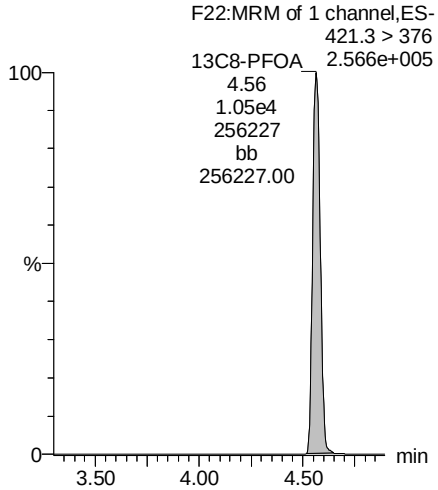

MSF 2/3/18

Vista Analytical Laboratory

Rev'd: MM 2/7/2018

Dataset: Z:\Projects\PFAS.PRO\Results\180201M2\180201M2-24.qld

Last Altered: Saturday, February 03, 2018 12:55:45 Pacific Standard Time
Printed: Saturday, February 03, 2018 12:59:26 Pacific Standard Time

Name: 180201M2_24, Date: 01-Feb-2018, Time: 15:04:46, ID: 1800153-02 FT-TW510-1520 0.24548, Description: FT-TW510-1520

13C3-PFHxS

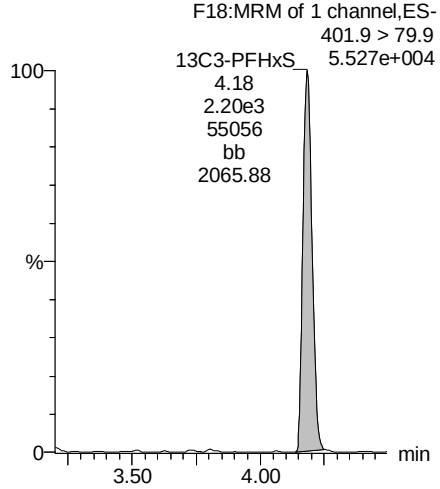

13C9-PFNA

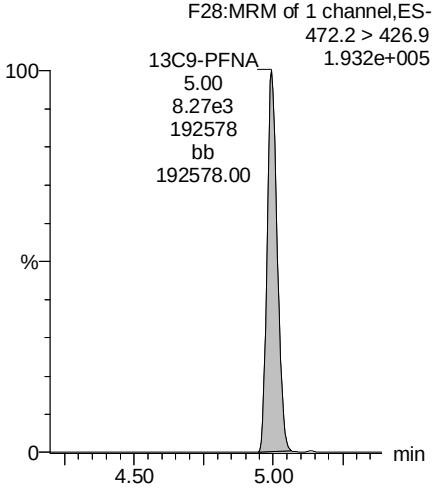

13C4-PFOS

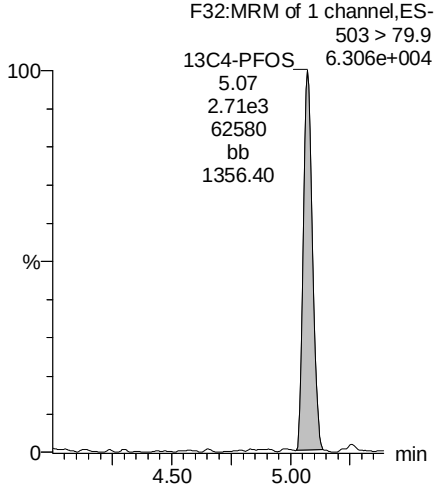

13C6-PFDA

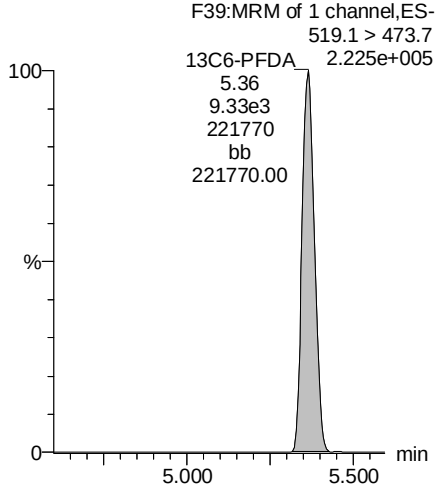

13C7-PFUdA

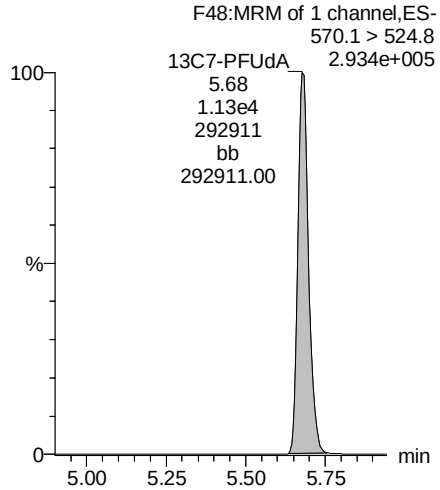

MSF 2/3/18

Vista Analytical Laboratory

Rev'd: MM 2/7/2018

Dataset: F:\Projects\PFAS.PRO\Results\180205M1\180205M1-16.qld

Last Altered: Tuesday, February 06, 2018 15:10:48 Pacific Standard Time
Printed: Tuesday, February 06, 2018 15:11:55 Pacific Standard Time

Method: F:\Projects\PFAS.PRO\MethDB\PFAS_FULL_80C_020218.mdb 05 Feb 2018 15:16:58
Calibration: F:\Projects\PFAS.PRO\CurveDB\C18_VAL-PFAS_Q4_02-05-18-FULL.cdb 06 Feb 2018 09:06:52

Name: 180205M1_16, Date: 05-Feb-2018, Time: 14:45:12, ID: 1800153-02@5X FT-TW510-1520 0.24548, Description: FT-TW510-1520

	#	Name	Trace	Area	IS Area	Wt./Vol.	RRF	Pred.RT	RT	y Axis Resp.	Conc.	%Rec
1	8	L-PFHxS	398.9 > 79.6	1.86e4	1.18e2	0.2455		3.96	3.96	1960	4170	
2	11	L-PFOA	413 > 368.7	6.35e4	1.81e3	0.2455		4.33	4.33	438	2040	
3	39	18O2-PFHxS	403.0 > 102.6	1.18e2	4.18e2	0.2455	0.350	3.96	3.96	3.54	41.2	80.9
4	41	13C2-PFOA	414.9 > 369.7	1.81e3	1.73e3	0.2455	1.069	4.33	4.33	13.1	50.0	98.3
5	59	13C3-PFHxS	401.9 > 79.9	4.18e2	4.18e2	0.2455	1.000	3.96	3.96	12.5	50.9	100.0
6	60	13C8-PFOA	421.3 > 376	1.73e3	1.73e3	0.2455	1.000	4.33	4.33	12.5	50.9	100.0
7	65	Total PFHxS	398.9 > 79.6	1.86e4	1.18e2	0.2455		3.96		1960	4170	
8	66	Total PFOA	413 > 368.7	6.87e4	1.81e3	0.2455		4.33		473	2200	

AC 2/6/2018

Vista Analytical Laboratory

Rev'd: MM 2/7/2018

Dataset: F:\Projects\PFAS.PRO\Results\180205M1\180205M1-16.qld

Last Altered: Tuesday, February 06, 2018 15:10:48 Pacific Standard Time
Printed: Tuesday, February 06, 2018 15:11:55 Pacific Standard Time

Method: F:\Projects\PFAS.PRO\MethDB\PFAS_FULL_80C_020218.mdb 05 Feb 2018 15:16:58
Calibration: F:\Projects\PFAS.PRO\CurveDB\C18_VAL-PFAS_Q4_02-05-18-FULL.cdb 06 Feb 2018 09:06:52

Name: 180205M1_16, Date: 05-Feb-2018, Time: 14:45:12, ID: 1800153-02@5X FT-TW510-1520 0.24548, Description: FT-TW510-1520

PFBS

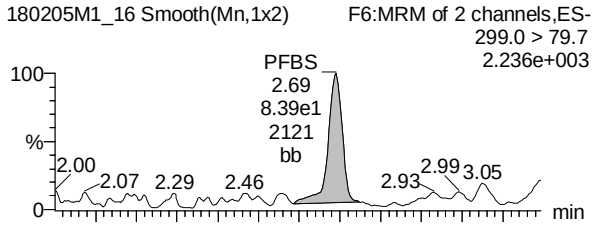

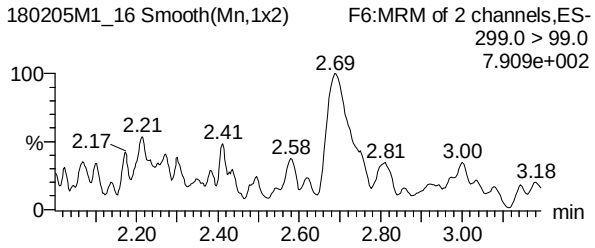

PFHpA

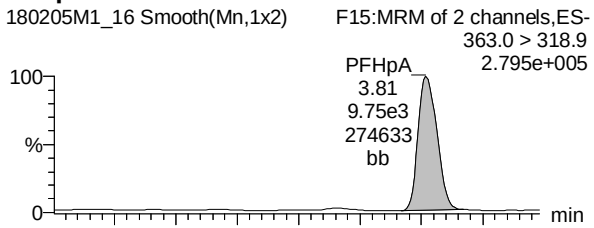

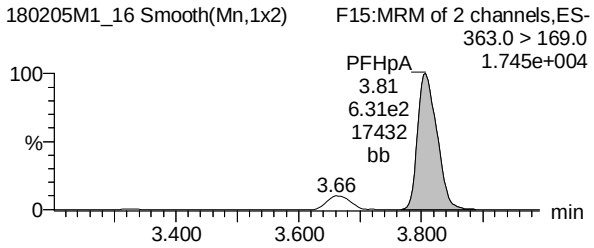

Total PFHxS

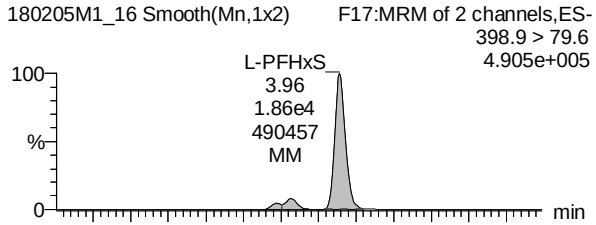

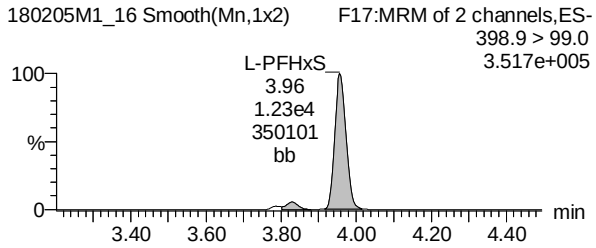

13C3-PFBS

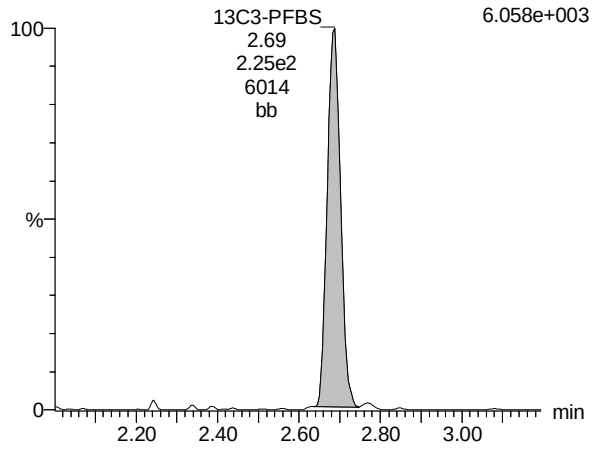

13C4-PFHpA

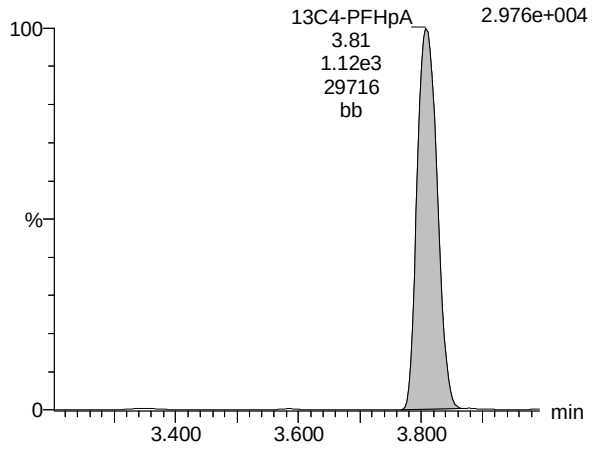

18O2-PFHxS

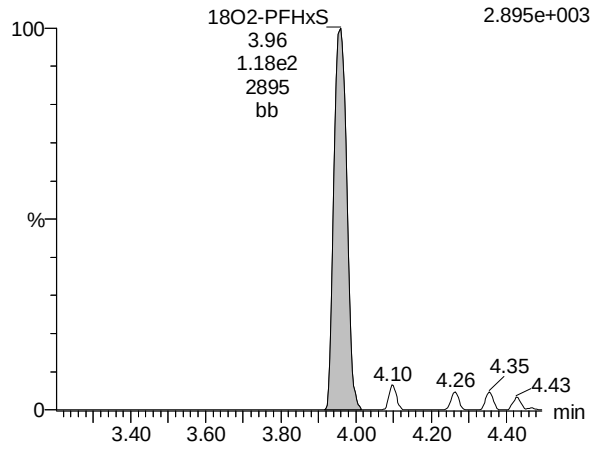

AC 2/6/2018

Vista Analytical Laboratory

Rev'd: MM 2/7/2018

Dataset: F:\Projects\PFAS.PRO\Results\180205M1\180205M1-16.qld

Last Altered: Tuesday, February 06, 2018 15:10:48 Pacific Standard Time
Printed: Tuesday, February 06, 2018 15:11:55 Pacific Standard Time

Name: 180205M1_16, Date: 05-Feb-2018, Time: 14:45:12, ID: 1800153-02@5X FT-TW510-1520 0.24548, Description: FT-TW510-1520

Total PFOA

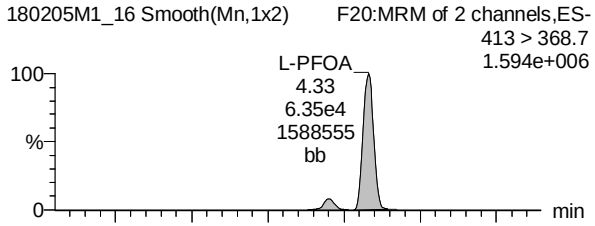

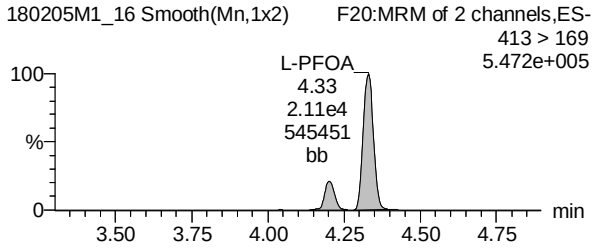

PFNA

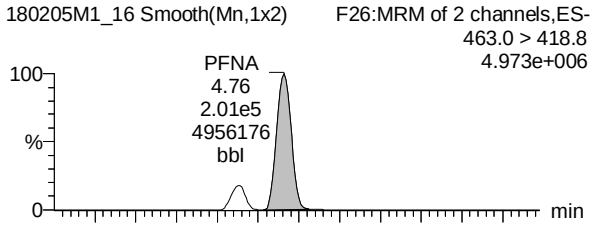

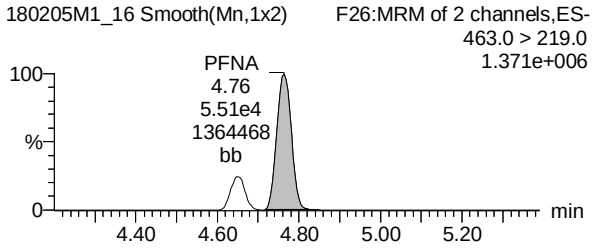

Total PFOS

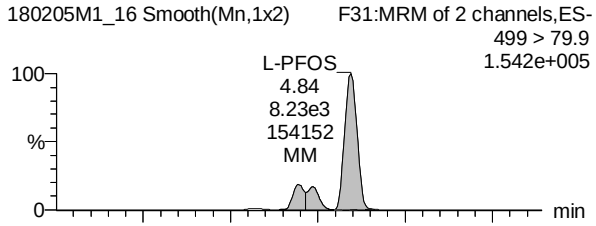

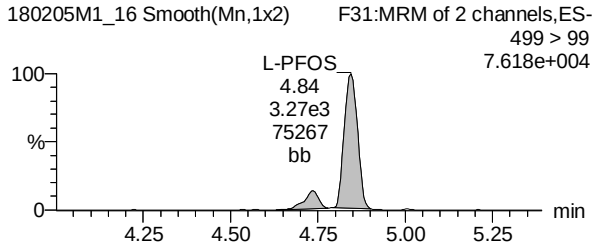

13C2-PFOA

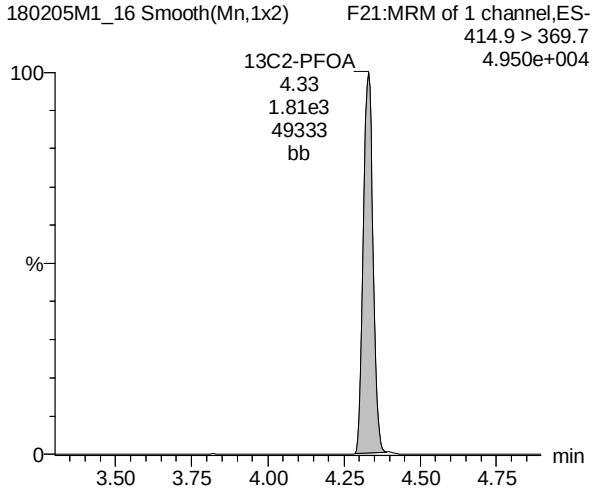

13C5-PFNA

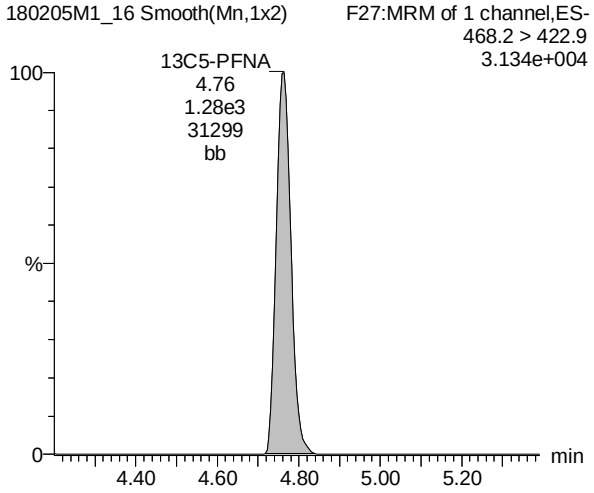

13C8-PFOS

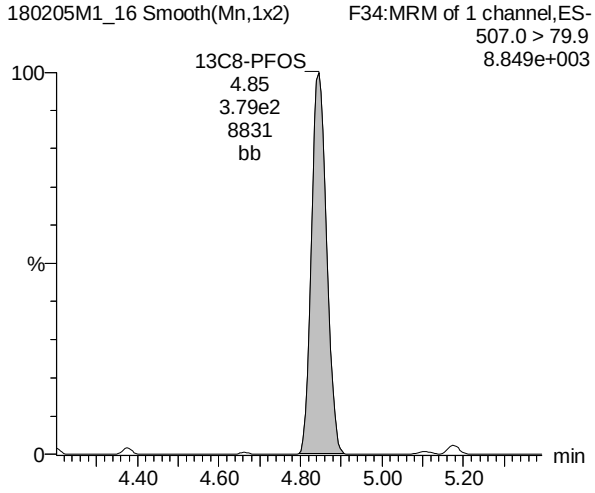

AC 2/6/2018

Dataset: F:\Projects\PFAS.PRO\Results\180205M1\180205M1-16.qld

Last Altered: Tuesday, February 06, 2018 15:10:48 Pacific Standard Time
Printed: Tuesday, February 06, 2018 15:11:55 Pacific Standard Time

Name: 180205M1_16, Date: 05-Feb-2018, Time: 14:45:12, ID: 1800153-02@5X FT-TW510-1520 0.24548, Description: FT-TW510-1520

TCDA

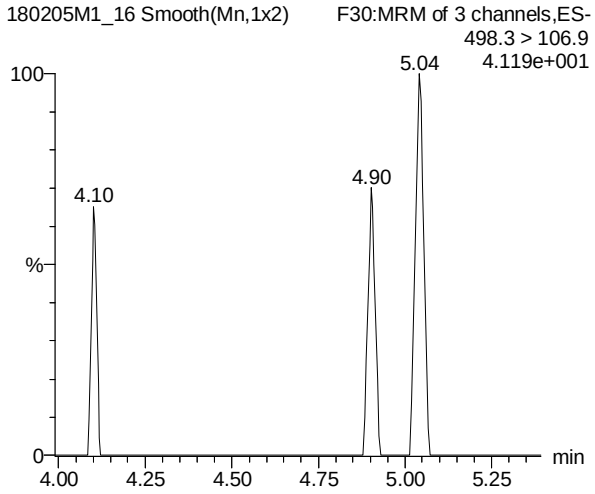

13C5-PFHxA

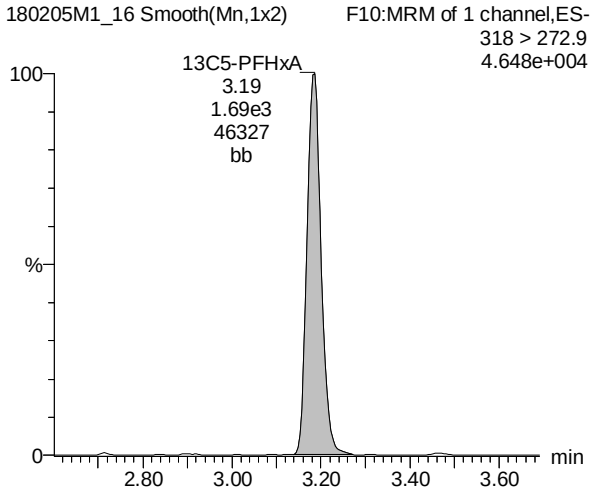

13C3-PFHxS

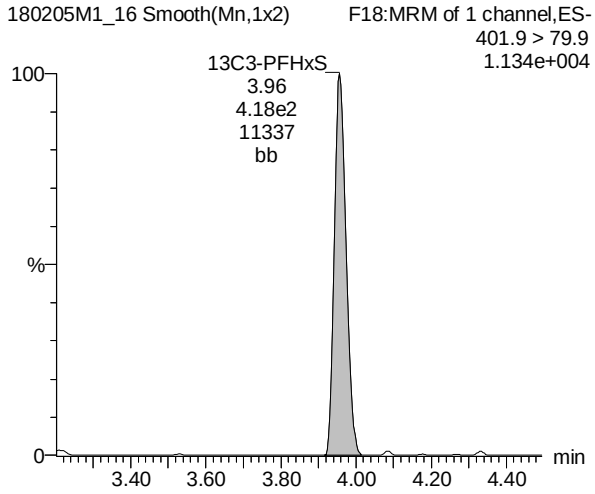

13C8-PFOS

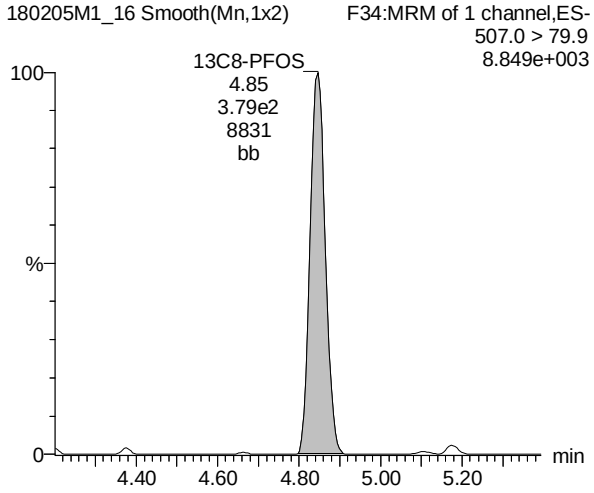

13C8-PFOA

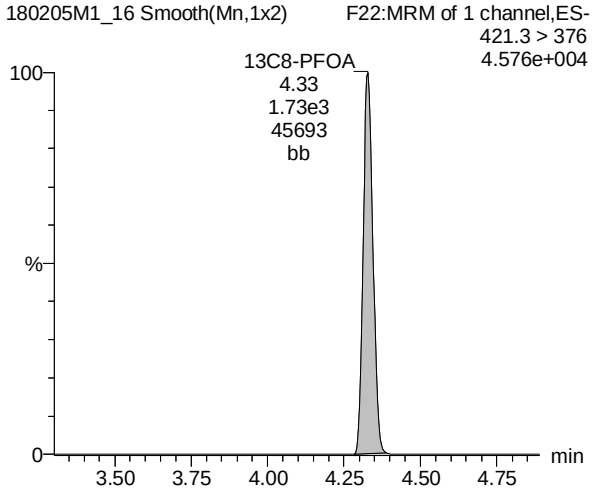

13C9-PFNA

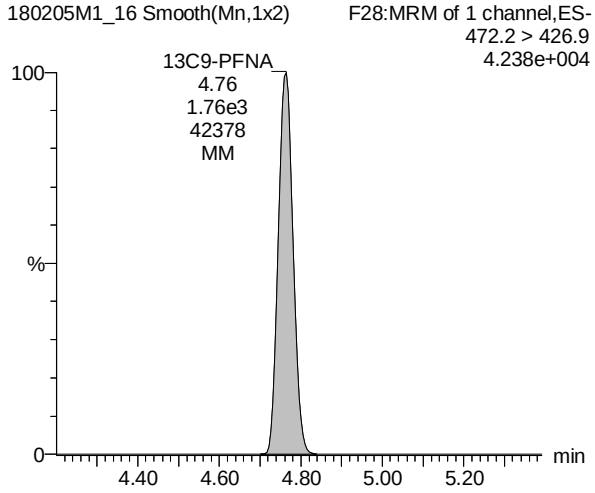

AC 2/6/2018

Vista Analytical Laboratory

Rev'd: MM 2/7/2018

Dataset: F:\Projects\PFAS.PRO\Results\180205M1\180205M1-16.qld

Last Altered: Tuesday, February 06, 2018 15:10:48 Pacific Standard Time
Printed: Tuesday, February 06, 2018 15:11:55 Pacific Standard Time

Name: 180205M1_16, Date: 05-Feb-2018, Time: 14:45:12, ID: 1800153-02@5X FT-TW510-1520 0.24548, Description: FT-TW510-1520

13C4-PFOS

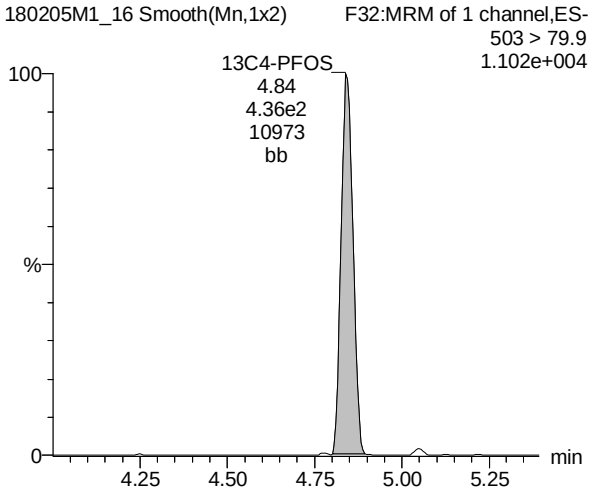

AC 2/6/2018

Vista Analytical Laboratory

Rev'd: MM 2/8/2018

Dataset: Z:\Projects\PFAS.PRO\Results\180201M2\180201M2-25.qld

Last Altered: Thursday, February 08, 2018 10:32:45 Pacific Standard Time
Printed: Thursday, February 08, 2018 10:34:17 Pacific Standard Time

Method: Z:\Projects\PFAS.PRO\MethDB\PFAS_FULL_80C_020118.mdb 03 Feb 2018 12:08:27
Calibration: Z:\Projects\PFAS.PRO\CurveDB\C18_VAL-PFAS_Q4_02-01-18-FULL.cdb 02 Feb 2018 08:56:36

Name: 180201M2_25, Date: 01-Feb-2018, Time: 15:16:13, ID: 1800153-03 FT-TW511-1722 0.24264, Description: FT-TW511-1722

	#	Name	Trace	Area	IS Area	Wt./Vol.	RRF	Pred.RT	RT	y Axis Resp.	Conc.	%Rec
1	3	PFBS	299.0 > 79.7	7.12e1	9.66e2	0.243		2.98	2.94	0.921	2.0105	
2	5	PFHxA	313.2 > 268.9	1.86e4	2.38e3	0.243		3.48	3.44	39.1	106.9769	
3	7	PFHpA	363.0 > 318.9	2.39e4	6.32e3	0.243		4.10	4.06	47.3	145.7220	
4	8	L-PFHxS	398.9 > 79.6	6.33e3	7.50e2	0.243		4.24	4.20	106	260.2595	
5	11	L-PFOA	413 > 368.7	1.73e5	8.57e3	0.243		4.61	4.57	253	1024.4070	
6	14	PFNA	463.0 > 418.8	1.54e5	6.83e3	0.243		5.04	5.00	283	1053.9727	
7	16	L-PFOS	499 > 79.9	3.30e3	2.50e3	0.243		5.11	4.92	16.5	62.2071	
8	18	PFDA	513 > 468.8	1.20e3	6.85e3	0.243		5.40	5.36	2.19	6.9512	
9	21	N-MeFOSAA	570.1 > 419		2.76e3	0.243		5.55				
10	22	N-EtFOSAA	584.2 > 419		3.81e3	0.243		5.70				
11	23	PFUdA	563.0 > 518.9	1.64e3	7.57e3	0.243		5.72	5.68	2.71	9.7408	

GM for MSF 2/8/2018

Vista Analytical Laboratory

Rev'd: MM 2/8/2018

Dataset: Z:\Projects\PFAS.PRO\Results\180201M2\180201M2-25.qld

Last Altered: Thursday, February 08, 2018 10:32:45 Pacific Standard Time
Printed: Thursday, February 08, 2018 10:34:45 Pacific Standard Time

Method: Z:\Projects\PFAS.PRO\MethDB\PFAS_FULL_80C_020118.mdb 03 Feb 2018 12:08:27
Calibration: Z:\Projects\PFAS.PRO\CurveDB\C18_VAL-PFAS_Q4_02-01-18-FULL.cdb 02 Feb 2018 08:56:36

Name: 180201M2_25, Date: 01-Feb-2018, Time: 15:16:13, ID: 1800153-03 FT-TW511-1722 0.24264, Description: FT-TW511-1722

	#	Name	Trace	Area	IS Area	Wt./Vol.	RRF	Pred.RT	RT	y Axis Resp.	Conc.	%Rec
1	25	PFDoA	612.9 > 569.0		6.16e3	0.243		5.99				
2	27	PFTrDA	662.9 > 618.9		2.84e3	0.243		6.22				
3	28	PFTeDA	712.9 > 668.8		2.84e3	0.243		6.41				
4	36	13C3-PFBS	302. > 98.8	9.66e2	9.15e3	0.243	0.120	2.98	2.94	1.32	45.2972	87.9
5	37	13C2-PFHxA	315 > 269.8	2.38e3	9.15e3	0.243	0.700	3.48	3.44	3.26	19.1733	93.0
6	38	13C4-PFHpA	367.2 > 321.8	6.32e3	9.15e3	0.243	0.693	4.10	4.06	8.64	51.4163	99.8
7	39	18O2-PFHxS	403.0 > 102.6	7.50e2	2.46e3	0.243	0.343	4.24	4.20	3.81	45.7848	88.9
8	40	13C2-6:2 FTS	429.1 > 408.9	2.32e3	8.05e3	0.243	0.262	4.56	4.52	3.60	56.5913	109.9
9	41	13C2-PFOA	414.9 > 369.7	8.57e3	8.05e3	0.243	1.064	4.61	4.57	13.3	51.5243	100.0
10	42	13C5-PFNA	468.2 > 422.9	6.83e3	8.49e3	0.243	0.949	5.04	5.00	10.0	43.6502	84.7
11	43	13C8-PFOSA	506.1 > 77.7	1.61e3	1.04e4	0.243	0.211	5.09	5.05	1.94	37.8107	73.4
12	44	13C8-PFOS	507.0 > 79.9	2.50e3	2.59e3	0.243	1.014	5.11	5.07	12.1	49.1480	95.4
13	45	13C2-PFDA	515.1 > 469.9	6.85e3	8.22e3	0.243	1.099	5.40	5.36	10.4	39.0900	75.9
14	46	13C2-8:2 FTS	529.1 > 508.7	1.56e3	9.15e3	0.243	0.194	5.38	5.34	2.13	45.1936	87.7
15	47	d3-N-MeFOSAA	573.3 > 419	2.76e3	1.04e4	0.243	0.381	5.55	5.50	3.33	35.9441	69.8
16	48	d5-N-EtFOSAA	589.3 > 419	3.81e3	1.04e4	0.243	0.430	5.70	5.66	4.59	44.0661	85.5
17	49	13C2-PFUdA	565 > 519.8	7.57e3	1.04e4	0.243	0.966	5.72	5.68	9.12	38.9359	75.6
18	50	13C2-PFDoA	615.0 > 569.7	6.16e3	1.04e4	0.243	0.767	5.99	5.95	7.43	39.9056	77.5
19	52	13C2-PFTeDA	714.8 > 669.6	2.84e3	1.04e4	0.243	0.413	6.41	6.38	3.42	34.1298	66.3
20	57	13C4-PFBA	217. > 171.8	7.75e3	7.75e3	0.243	1.000	1.73	1.69	12.5	51.5167	100.0
21	58	13C5-PFHxA	318 > 272.9	9.15e3	9.15e3	0.243	1.000	3.48	3.44	12.5	51.5167	100.0
22	59	13C3-PFHxS	401.9 > 79.9	2.46e3	2.46e3	0.243	1.000	4.24	4.20	12.5	51.5167	100.0
23	60	13C8-PFOA	421.3 > 376	8.05e3	8.05e3	0.243	1.000	4.61	4.57	12.5	51.5167	100.0
24	61	13C9-PFNA	472.2 > 426.9	8.49e3	8.49e3	0.243	1.000	5.04	5.00	12.5	51.5167	100.0
25	62	13C4-PFOS	503 > 79.9	2.59e3	2.59e3	0.243	1.000	5.11	5.07	12.5	51.5167	100.0
26	63	13C6-PFDA	519.1 > 473.7	8.22e3	8.22e3	0.243	1.000	5.40	5.36	12.5	51.5167	100.0
27	64	13C7-PFUdA	570.1 > 524.8	1.04e4	1.04e4	0.243	1.000	5.72	5.68	12.5	51.5167	100.0
28	65	Total PFHxS	398.9 > 79.6	6.33e3	7.50e2	0.243		4.24		106	260.2595	
29	66	Total PFOA	413 > 368.7	1.90e5	8.57e3	0.243		4.61		278	1129.9218	
30	67	Total PFOS	499 > 79.9	3.30e3	2.50e3	0.243		5.11		16.5	62.2071	
31	68	Total N-MeFOSAA	570.1 > 419	0.00e0	2.76e3	0.243		5.55		0.000		
32	69	Total N-EtFOSAA	584.2 > 419	0.00e0	3.81e3	0.243		5.70		0.000		

GM for MSF 2/8/2018

Vista Analytical Laboratory

Rev'd: MM 2/8/2018

Dataset: Z:\Projects\PFAS.PRO\Results\180201M2\180201M2-25.qld

Last Altered: Thursday, February 08, 2018 10:32:45 Pacific Standard Time
Printed: Thursday, February 08, 2018 10:34:45 Pacific Standard Time

Method: Z:\Projects\PFAS.PRO\MethDB\PFAS_FULL_80C_020118.mdb 03 Feb 2018 12:08:27
Calibration: Z:\Projects\PFAS.PRO\CurveDB\C18_VAL-PFAS_Q4_02-01-18-FULL.cdb 02 Feb 2018 08:56:36

Name: 180201M2_25, Date: 01-Feb-2018, Time: 15:16:13, ID: 1800153-03 FT-TW511-1722 0.24264, Description: FT-TW511-1722

PFBS

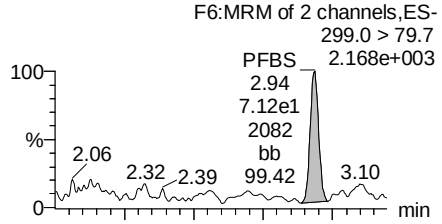

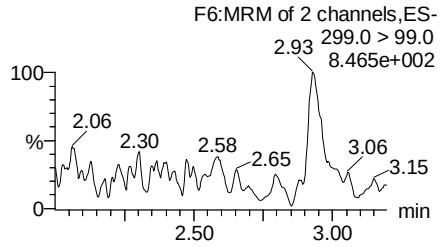

PFHxA

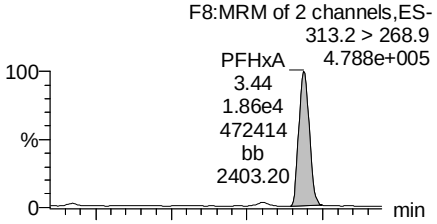

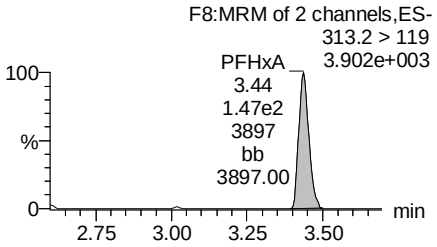

PFHpA

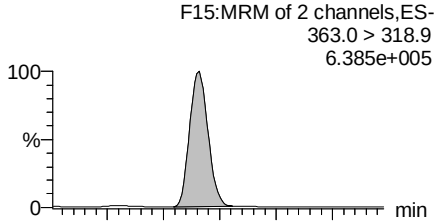

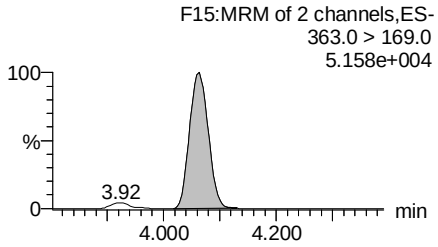

Total PFHxS

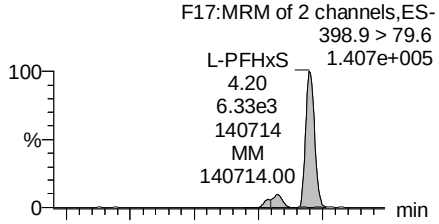

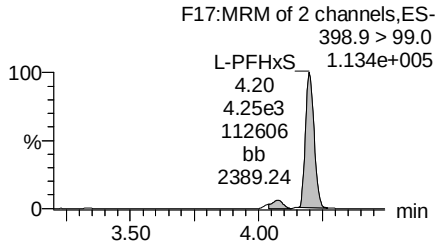

13C3-PFBS

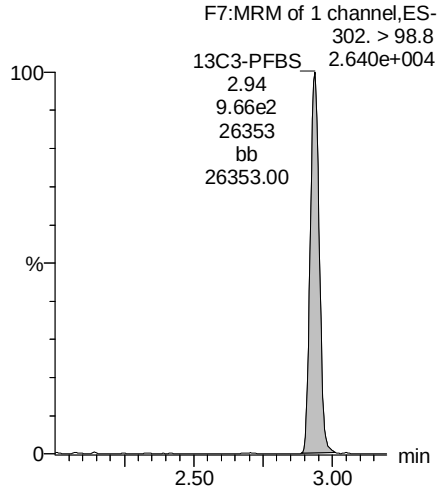

13C2-PFHxA

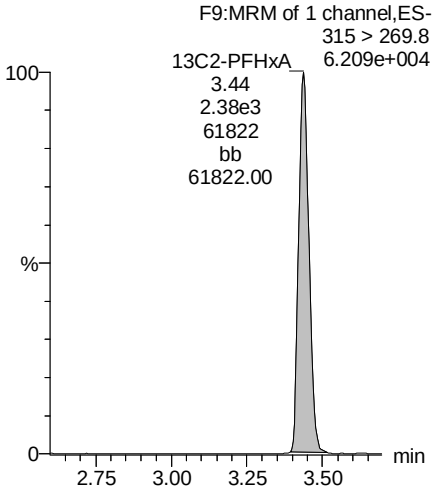

13C4-PFHpA

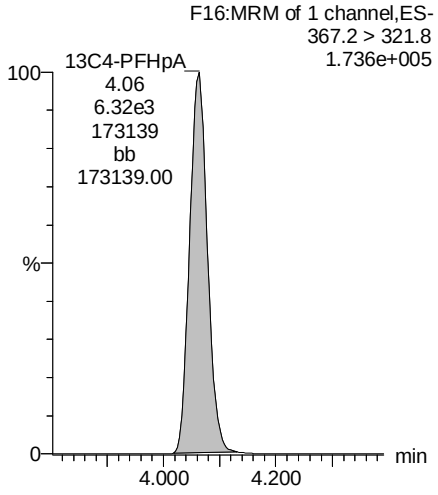

18O2-PFHxS

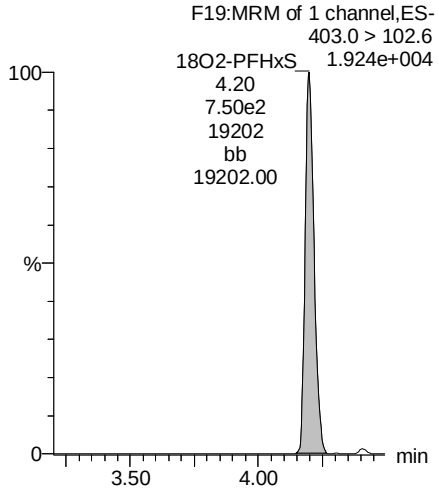

GM for MSF 2/8/2018

Vista Analytical Laboratory

Rev'd: MM 2/8/2018

Dataset: Z:\Projects\PFAS.PRO\Results\180201M2\180201M2-25.qld

Last Altered: Thursday, February 08, 2018 10:32:45 Pacific Standard Time
Printed: Thursday, February 08, 2018 10:34:45 Pacific Standard Time

Name: 180201M2_25, Date: 01-Feb-2018, Time: 15:16:13, ID: 1800153-03 FT-TW511-1722 0.24264, Description: FT-TW511-1722

Total PFOA

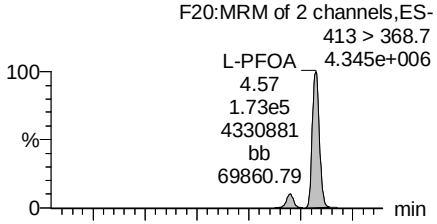

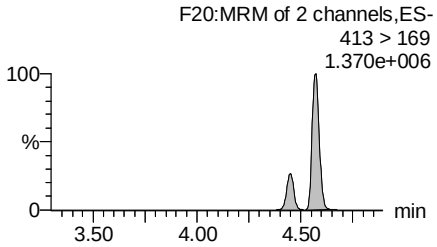

PFNA

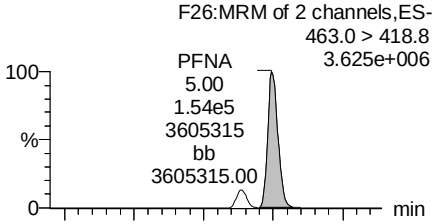

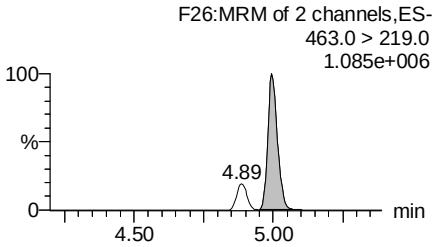

Total PFOS

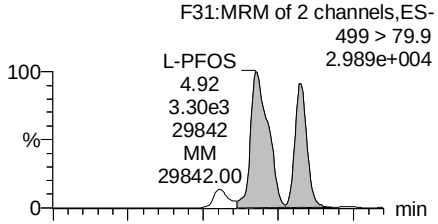

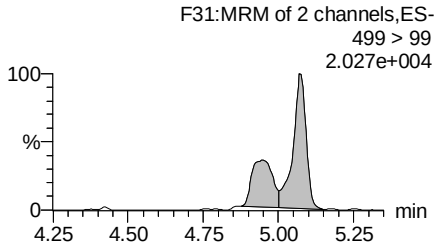

PFDA

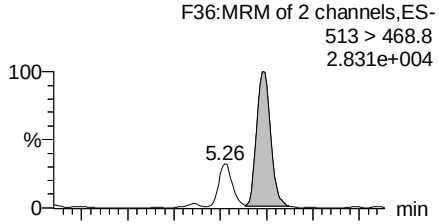

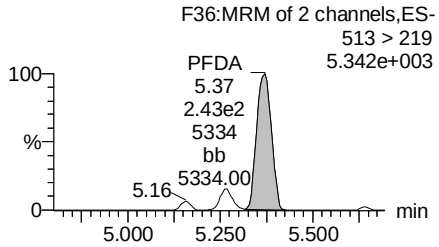

13C2-PFOA

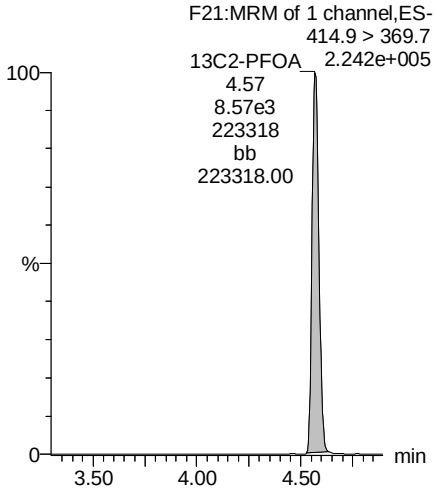

13C5-PFNA

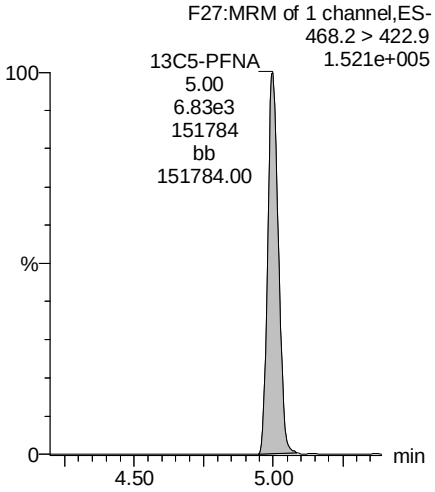

13C8-PFOS

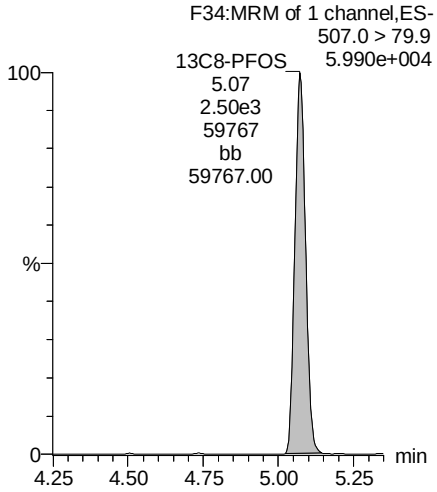

13C2-PFDA

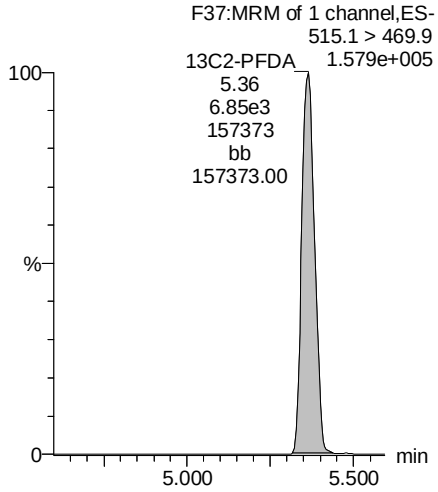

GM for MSF 2/8/2018

Vista Analytical Laboratory

Rev'd: MM 2/8/2018

Dataset: Z:\Projects\PFAS.PRO\Results\180201M2\180201M2-25.qld

Last Altered: Thursday, February 08, 2018 10:32:45 Pacific Standard Time
Printed: Thursday, February 08, 2018 10:34:45 Pacific Standard Time

Name: 180201M2_25, Date: 01-Feb-2018, Time: 15:16:13, ID: 1800153-03 FT-TW511-1722 0.24264, Description: FT-TW511-1722

PFUdA

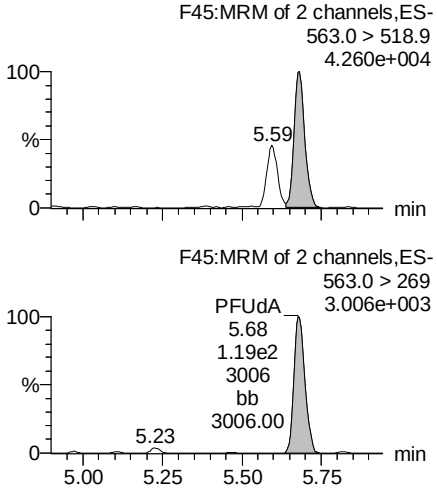

N-MeFOSAA

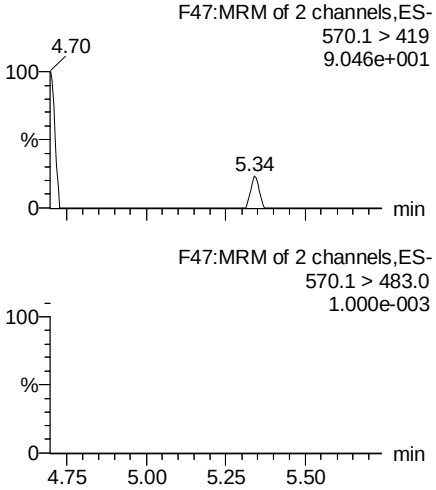

N-EtFOSAA

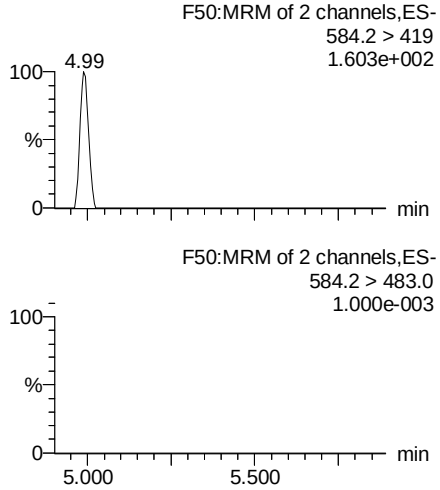

PFDoA

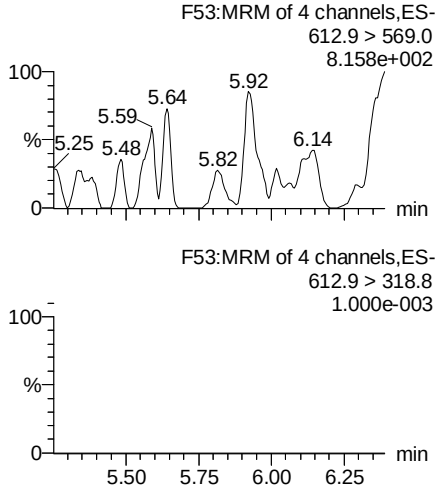

13C2-PFUdA

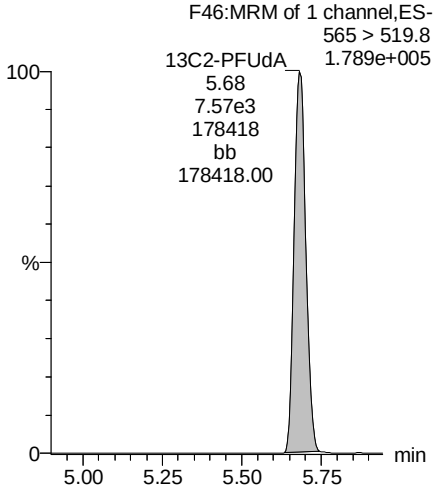

d3-N-MeFOSAA

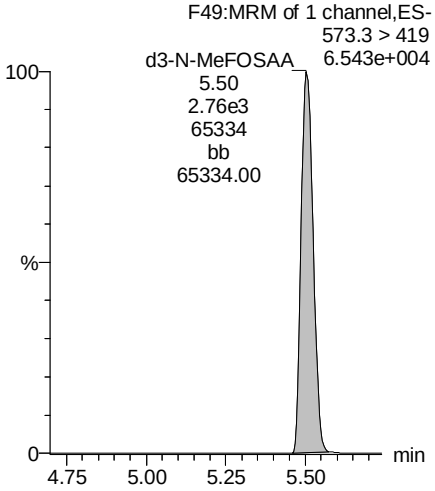

d5-N-EtFOSAA

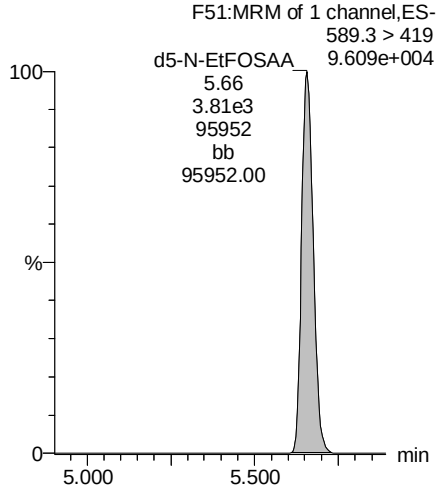

13C2-PFDoA

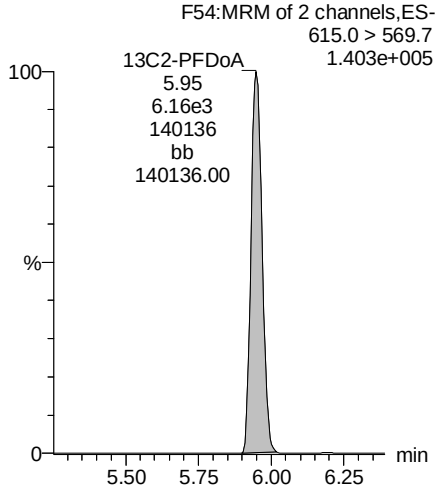

GM for MSF 2/8/2018

Vista Analytical Laboratory

Rev'd: MM 2/8/2018

Dataset: Z:\Projects\PFAS.PRO\Results\180201M2\180201M2-25.qld

Last Altered: Thursday, February 08, 2018 10:32:45 Pacific Standard Time
Printed: Thursday, February 08, 2018 10:34:45 Pacific Standard Time

Name: 180201M2_25, Date: 01-Feb-2018, Time: 15:16:13, ID: 1800153-03 FT-TW511-1722 0.24264, Description: FT-TW511-1722

PFTrDA

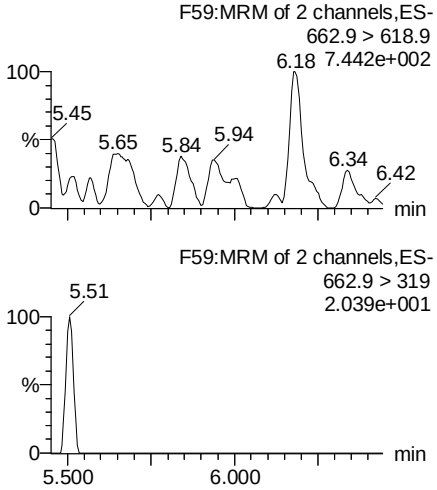

PFTeDA

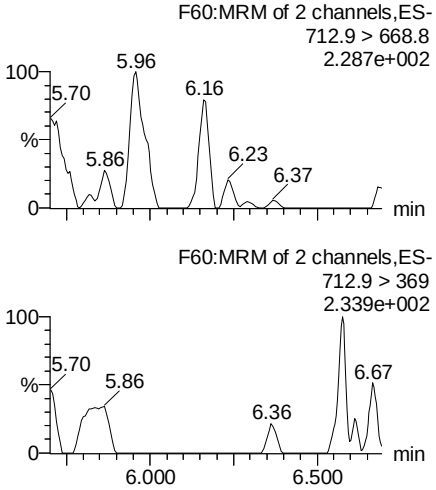

TCDA

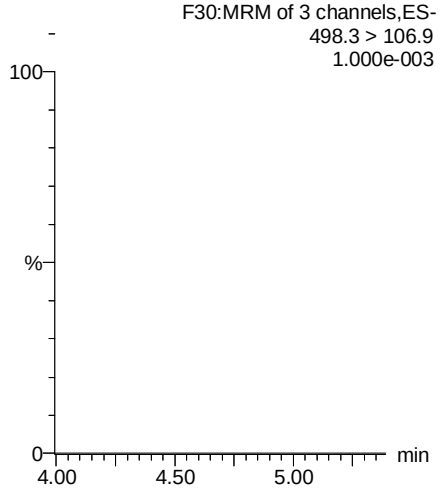

13C5-PFHxA

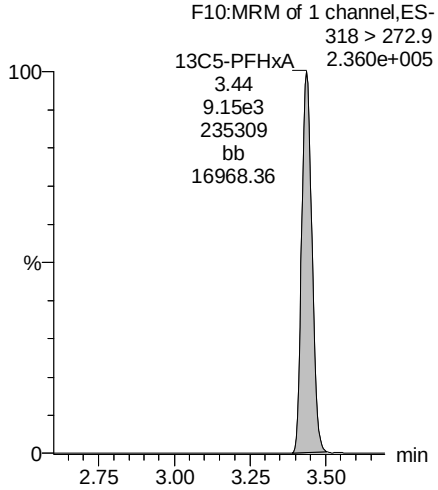

13C2-PFDoA

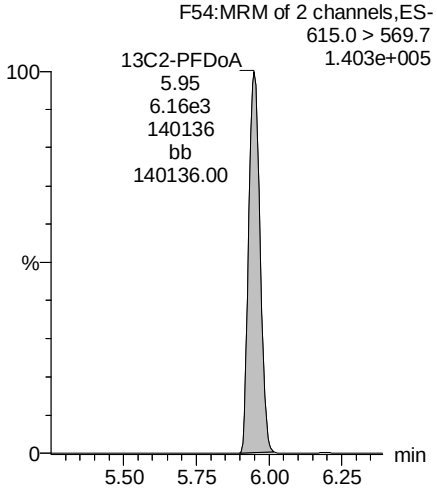

13C2-PFTeDA

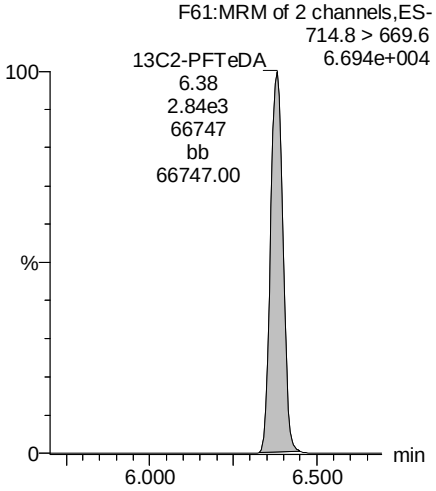

13C8-PFOS

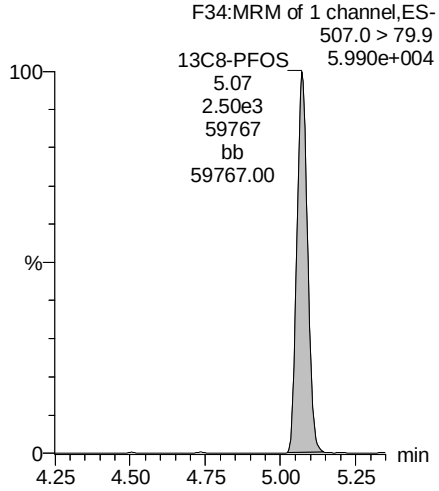

13C8-PFOA

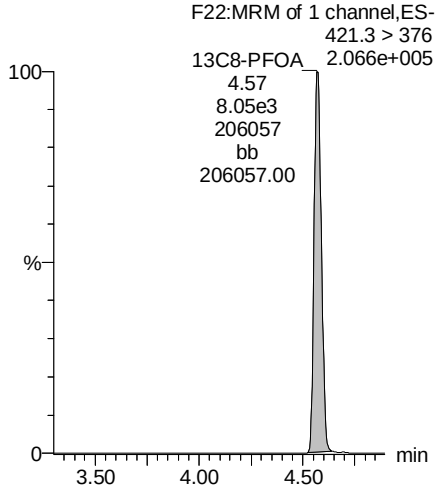

GM for MSF 2/8/2018

Vista Analytical Laboratory

Rev'd: MM 2/8/2018

Dataset: Z:\Projects\PFAS.PRO\Results\180201M2\180201M2-25.qld

Last Altered: Thursday, February 08, 2018 10:32:45 Pacific Standard Time
Printed: Thursday, February 08, 2018 10:34:45 Pacific Standard Time

Name: 180201M2_25, Date: 01-Feb-2018, Time: 15:16:13, ID: 1800153-03 FT-TW511-1722 0.24264, Description: FT-TW511-1722

13C3-PFHxS

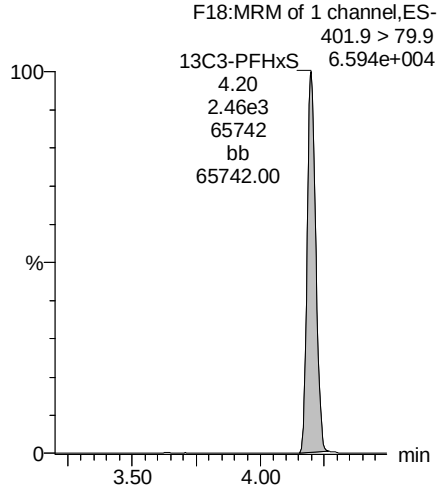

13C9-PFNA

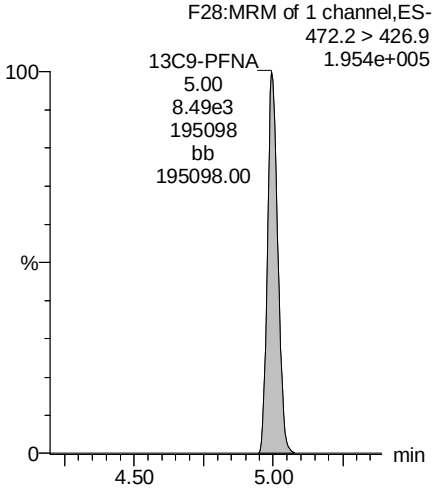

13C4-PFOS

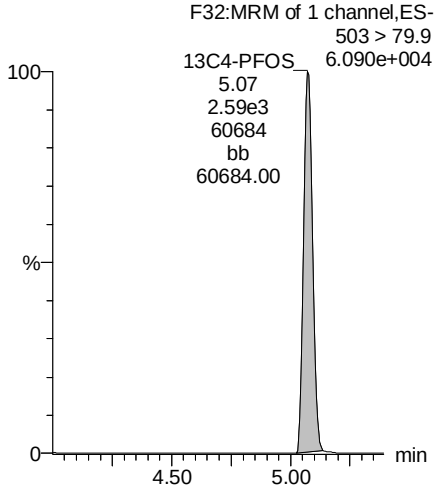

13C6-PFDA

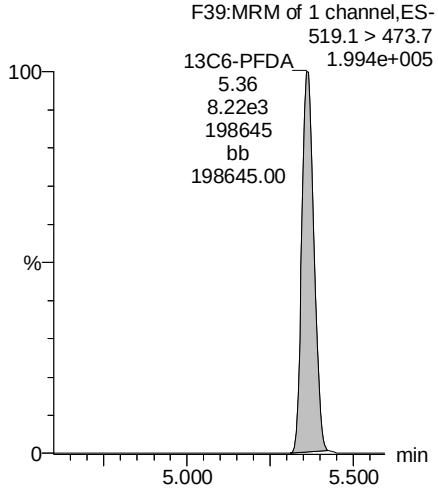

13C7-PFUdA

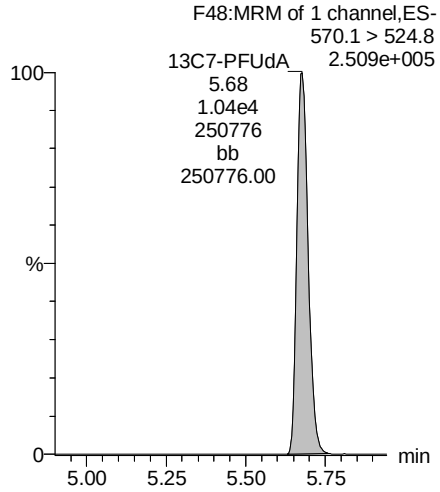

GM for MSF 2/8/2018

Vista Analytical Laboratory

Rev'd: MM 2/8/2018

Dataset: Z:\Projects\PFAS.PRO\Results\180201M2\180201M2-26.qld

Last Altered: Thursday, February 08, 2018 10:37:57 Pacific Standard Time
Printed: Thursday, February 08, 2018 10:38:34 Pacific Standard Time

Method: Z:\Projects\PFAS.PRO\MethDB\PFAS_FULL_80C_020118.mdb 03 Feb 2018 12:08:27
Calibration: Z:\Projects\PFAS.PRO\CurveDB\C18_VAL-PFAS_Q4_02-01-18-FULL.cdb 02 Feb 2018 08:56:36

Name: 180201M2_26, Date: 01-Feb-2018, Time: 15:27:40, ID: 1800153-04 FT-TW513-2025 0.23397, Description: FT-TW513-2025

	#	Name	Trace	Area	IS Area	Wt./Vol.	RRF	Pred.RT	RT	y Axis Resp.	Conc.	%Rec
1	3	PFBS	299.0 > 79.7	1.20e2	1.02e3	0.234		2.98	2.92	1.47	3.6423	
2	5	PFHxA	313.2 > 268.9	1.74e4	2.47e3	0.234		3.48	3.42	35.2	99.8381	
3	7	PFHpA	363.0 > 318.9	9.36e3	6.22e3	0.234		4.10	4.05	18.8	60.1828	
4	8	L-PFHxS	398.9 > 79.6	2.39e3	7.11e2	0.234		4.24	4.18	42.1	107.4798	
5	11	L-PFOA	413 > 368.7	1.99e4	8.74e3	0.234		4.61	4.56	28.4	124.6613	
6	14	PFNA	463.0 > 418.8	2.22e3	7.14e3	0.234		5.04	4.98	3.88	13.6122	
7	16	L-PFOS	499 > 79.9	8.05e1	2.62e3	0.234		5.11	4.92	0.383	1.4736	
8	18	PFDA	513 > 468.8		7.16e3	0.234		5.40				
9	21	N-MeFOSAA	570.1 > 419		2.73e3	0.234		5.55				
10	22	N-EtFOSAA	584.2 > 419		2.97e3	0.234		5.70				
11	23	PFUdA	563.0 > 518.9	5.49e1	1.06e4	0.234		5.72	5.66	0.0648	0.1224	

GM for MSF 2/8/2018

Vista Analytical Laboratory

Rev'd: MM 2/8/2018

Dataset: Z:\Projects\PFAS.PRO\Results\180201M2\180201M2-26.qld

Last Altered: Thursday, February 08, 2018 10:37:57 Pacific Standard Time
Printed: Thursday, February 08, 2018 10:38:46 Pacific Standard Time

Method: Z:\Projects\PFAS.PRO\MethDB\PFAS_FULL_80C_020118.mdb 03 Feb 2018 12:08:27
Calibration: Z:\Projects\PFAS.PRO\CurveDB\C18_VAL-PFAS_Q4_02-01-18-FULL.cdb 02 Feb 2018 08:56:36

Name: 180201M2_26, Date: 01-Feb-2018, Time: 15:27:40, ID: 1800153-04 FT-TW513-2025 0.23397, Description: FT-TW513-2025

	#	Name	Trace	Area	IS Area	Wt./Vol.	RRF	Pred.RT	RT	y Axis Resp.	Conc.	%Rec
1	25	PFDoA	612.9 > 569.0		8.03e3	0.234		5.99				
2	27	PFTrDA	662.9 > 618.9		2.41e3	0.234		6.22				
3	28	PFTeDA	712.9 > 668.8		2.41e3	0.234		6.41				
4	36	13C3-PFBS	302. > 98.8	1.02e3	7.96e3	0.234	0.120	2.98	2.92	1.61	57.1815	107.0
5	37	13C2-PFHxA	315 > 269.8	2.47e3	7.96e3	0.234	0.700	3.48	3.42	3.88	23.6679	110.8
6	38	13C4-PFHpA	367.2 > 321.8	6.22e3	7.96e3	0.234	0.693	4.10	4.05	9.76	60.2532	112.8
7	39	18O2-PFHxS	403.0 > 102.6	7.11e2	2.54e3	0.234	0.343	4.24	4.18	3.50	43.6221	81.7
8	40	13C2-6:2 FTS	429.1 > 408.9	2.15e3	8.78e3	0.234	0.262	4.56	4.50	3.06	49.8862	93.4
9	41	13C2-PFOA	414.9 > 369.7	8.74e3	8.78e3	0.234	1.064	4.61	4.56	12.4	49.9944	93.6
10	42	13C5-PFNA	468.2 > 422.9	7.14e3	9.80e3	0.234	0.949	5.04	4.98	9.10	41.0022	76.7
11	43	13C8-PFOSA	506.1 > 77.7	1.86e3	1.38e4	0.234	0.211	5.09	5.04	1.68	33.9693	63.6
12	44	13C8-PFOS	507.0 > 79.9	2.62e3	2.88e3	0.234	1.014	5.11	5.06	11.4	48.0170	89.9
13	45	13C2-PFDA	515.1 > 469.9	7.16e3	7.54e3	0.234	1.099	5.40	5.35	11.9	46.1235	86.3
14	46	13C2-8:2 FTS	529.1 > 508.7	2.68e3	7.96e3	0.234	0.194	5.38	5.32	4.21	92.7912	173.7
15	47	d3-N-MeFOSAA	573.3 > 419	2.73e3	1.38e4	0.234	0.381	5.55	5.49	2.47	27.6966	51.8
16	48	d5-N-EtFOSAA	589.3 > 419	2.97e3	1.38e4	0.234	0.430	5.70	5.64	2.69	26.7271	50.0
17	49	13C2-PFUdA	565 > 519.8	1.06e4	1.38e4	0.234	0.966	5.72	5.67	9.59	42.4567	79.5
18	50	13C2-PFDoA	615.0 > 569.7	8.03e3	1.38e4	0.234	0.767	5.99	5.94	7.27	40.4920	75.8
19	52	13C2-PFTeDA	714.8 > 669.6	2.41e3	1.38e4	0.234	0.413	6.41	6.36	2.18	22.5520	42.2
20	57	13C4-PFBA	217. > 171.8	7.76e3	7.76e3	0.234	1.000	1.73	1.67	12.5	53.4257	100.0
21	58	13C5-PFHxA	318 > 272.9	7.96e3	7.96e3	0.234	1.000	3.48	3.42	12.5	53.4257	100.0
22	59	13C3-PFHxS	401.9 > 79.9	2.54e3	2.54e3	0.234	1.000	4.24	4.18	12.5	53.4257	100.0
23	60	13C8-PFOA	421.3 > 376	8.78e3	8.78e3	0.234	1.000	4.61	4.56	12.5	53.4257	100.0
24	61	13C9-PFNA	472.2 > 426.9	9.80e3	9.80e3	0.234	1.000	5.04	4.98	12.5	53.4257	100.0
25	62	13C4-PFOS	503 > 79.9	2.88e3	2.88e3	0.234	1.000	5.11	5.06	12.5	53.4257	100.0
26	63	13C6-PFDA	519.1 > 473.7	7.54e3	7.54e3	0.234	1.000	5.40	5.35	12.5	53.4257	100.0
27	64	13C7-PFUdA	570.1 > 524.8	1.38e4	1.38e4	0.234	1.000	5.72	5.67	12.5	53.4257	100.0
28	65	Total PFHxS	398.9 > 79.6	2.39e3	7.11e2	0.234		4.24		42.1	107.4798	
29	66	Total PFOA	413 > 368.7	2.11e4	8.74e3	0.234		4.61		30.2	132.0924	
30	67	Total PFOS	499 > 79.9	8.05e1	2.62e3	0.234		5.11		0.383	1.4736	
31	68	Total N-MeFOSAA	570.1 > 419	0.00e0	2.73e3	0.234		5.55		0.000		
32	69	Total N-EtFOSAA	584.2 > 419	0.00e0	2.97e3	0.234		5.70		0.000		

GM for MSF 2/8/2018

Vista Analytical Laboratory

Rev'd: MM 2/8/2018

Dataset: Z:\Projects\PFAS.PRO\Results\180201M2\180201M2-26.qld

Last Altered: Thursday, February 08, 2018 10:37:57 Pacific Standard Time
Printed: Thursday, February 08, 2018 10:38:46 Pacific Standard Time

Method: Z:\Projects\PFAS.PRO\MethDB\PFAS_FULL_80C_020118.mdb 03 Feb 2018 12:08:27
Calibration: Z:\Projects\PFAS.PRO\CurveDB\C18_VAL-PFAS_Q4_02-01-18-FULL.cdb 02 Feb 2018 08:56:36

Name: 180201M2_26, Date: 01-Feb-2018, Time: 15:27:40, ID: 1800153-04 FT-TW513-2025 0.23397, Description: FT-TW513-2025

PFBS

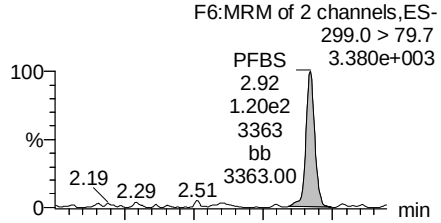

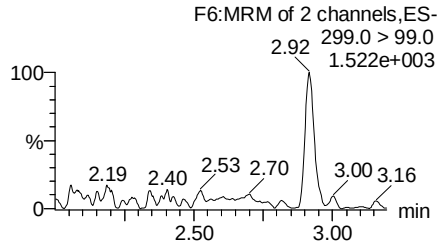

PFHxA

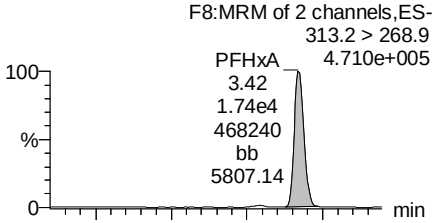

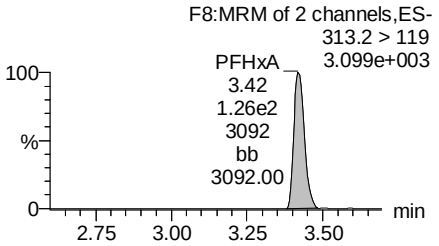

PFHpA

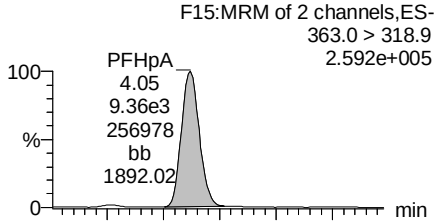

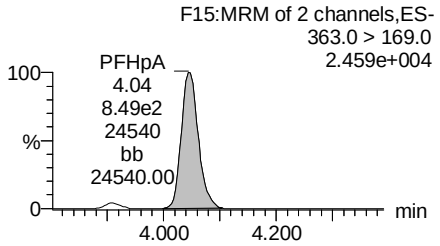

Total PFHxS

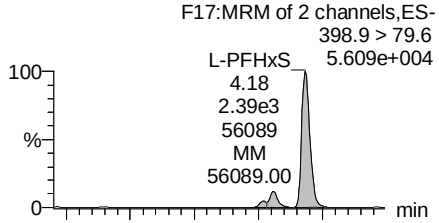

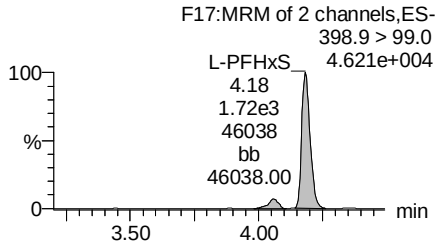

13C3-PFBS

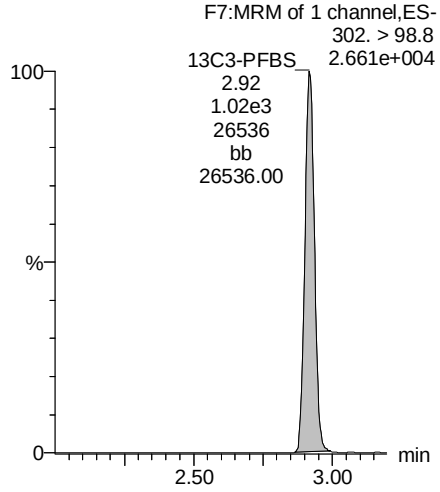

13C2-PFHxA

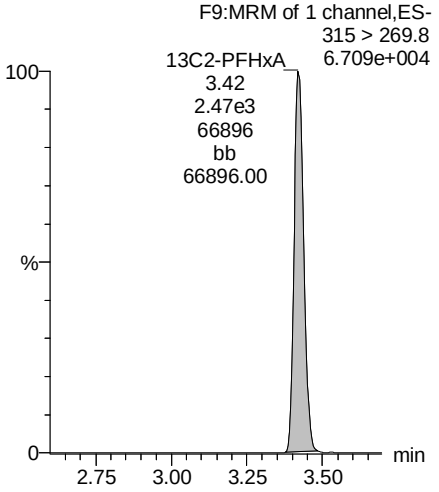

13C4-PFHpA

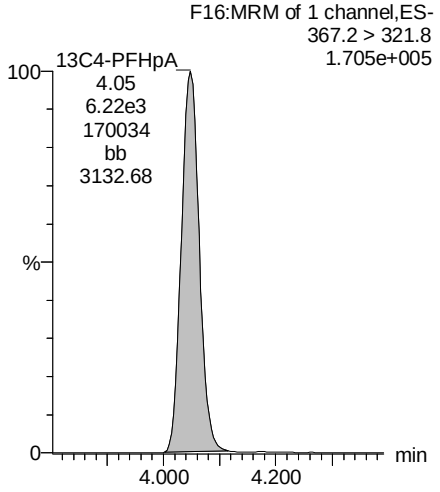

18O2-PFHxS

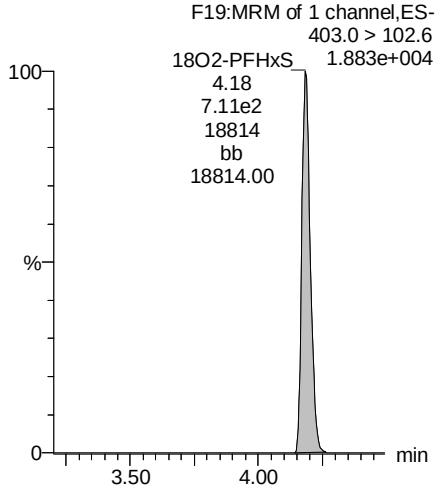

GM for MSF 2/8/2018

Vista Analytical Laboratory

Rev'd: MM 2/8/2018

Dataset: Z:\Projects\PFAS.PRO\Results\180201M2\180201M2-26.qld

Last Altered: Thursday, February 08, 2018 10:37:57 Pacific Standard Time
Printed: Thursday, February 08, 2018 10:38:46 Pacific Standard Time

Name: 180201M2_26, Date: 01-Feb-2018, Time: 15:27:40, ID: 1800153-04 FT-TW513-2025 0.23397, Description: FT-TW513-2025

Total PFOA

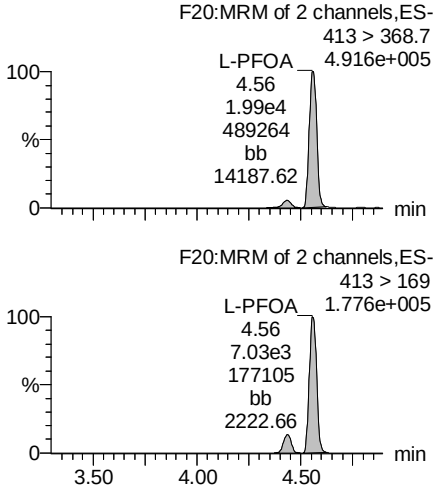

PFNA

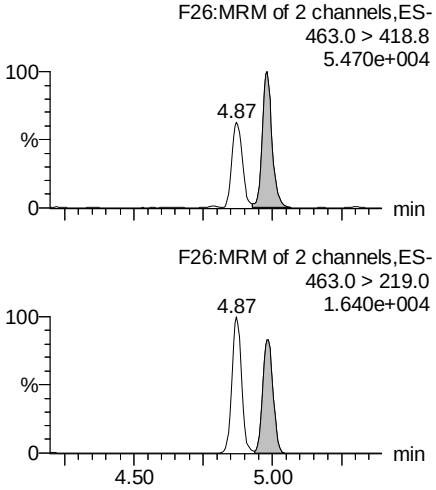

Total PFOS

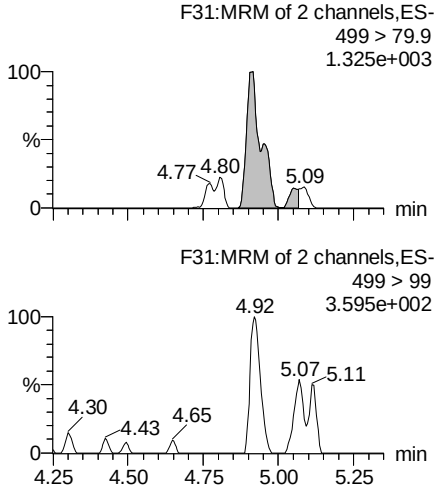

PFDA

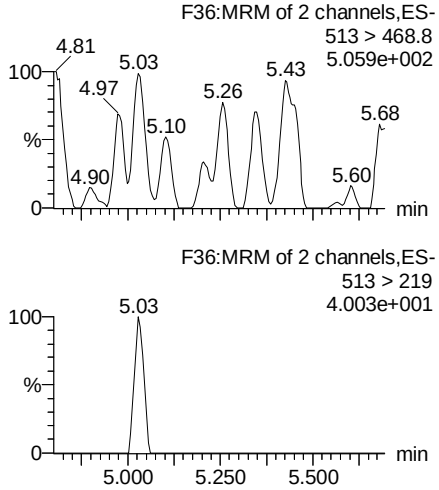

13C2-PFOA

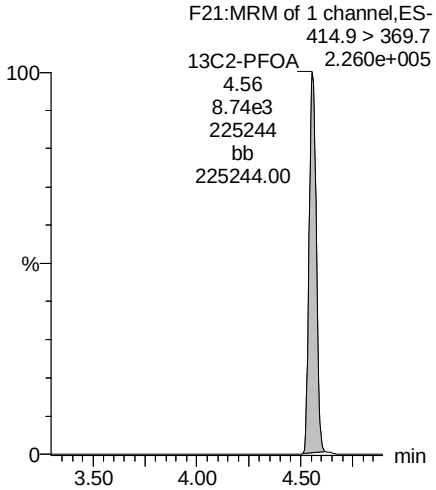

13C5-PFNA

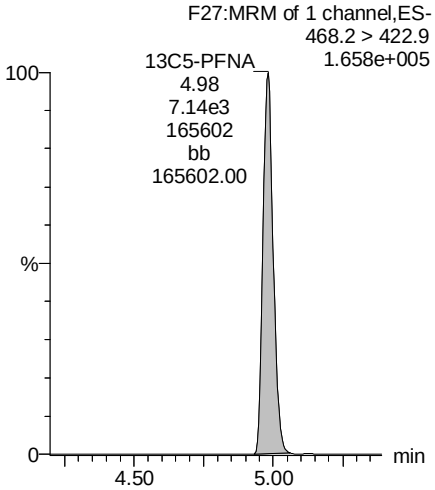

13C8-PFOS

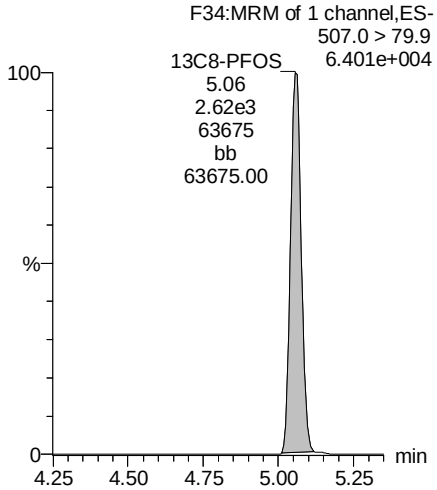

13C2-PFDA

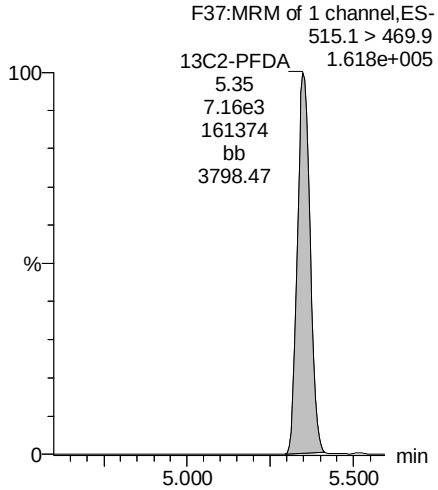

GM for MSF 2/8/2018

Vista Analytical Laboratory

Rev'd: MM 2/8/2018

Dataset: Z:\Projects\PFAS.PRO\Results\180201M2\180201M2-26.qld

Last Altered: Thursday, February 08, 2018 10:37:57 Pacific Standard Time
Printed: Thursday, February 08, 2018 10:38:46 Pacific Standard Time

Name: 180201M2_26, Date: 01-Feb-2018, Time: 15:27:40, ID: 1800153-04 FT-TW513-2025 0.23397, Description: FT-TW513-2025

PFUdA

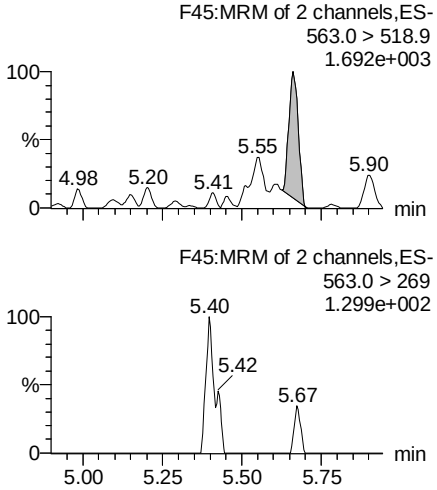

N-MeFOSAA

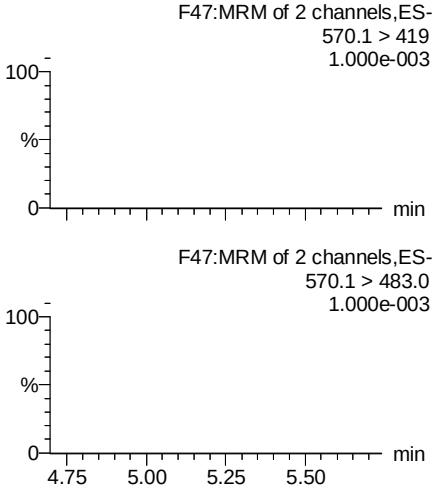

N-EtFOSAA

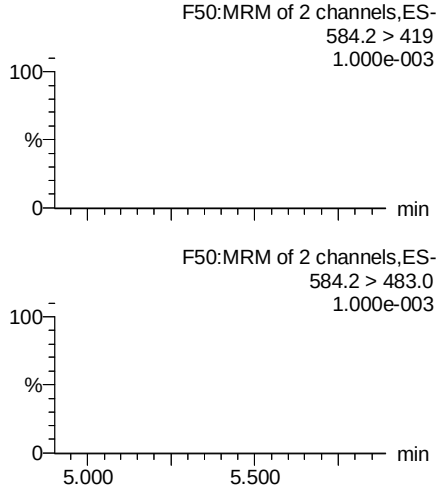

PFDoA

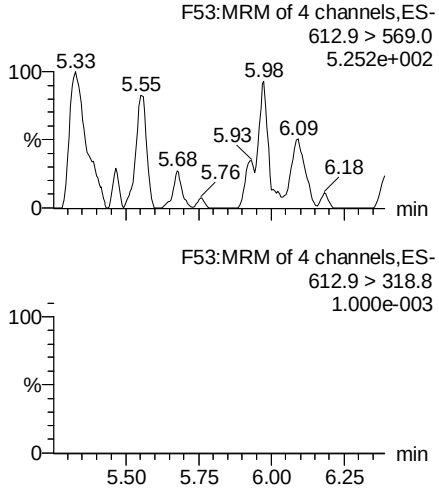

13C2-PFUdA

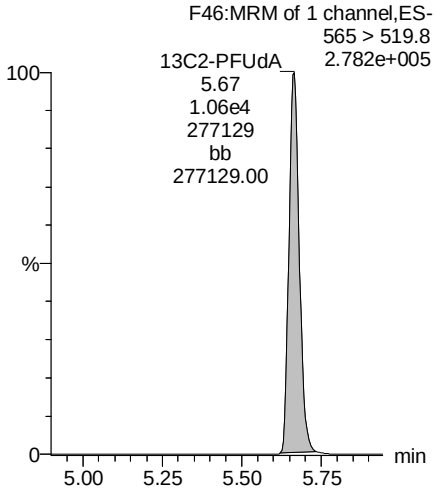

d3-N-MeFOSAA

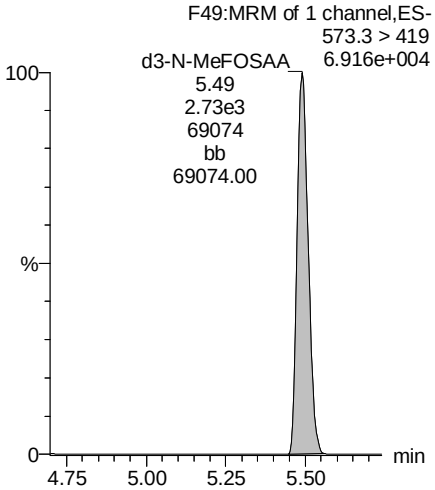

d5-N-EtFOSAA

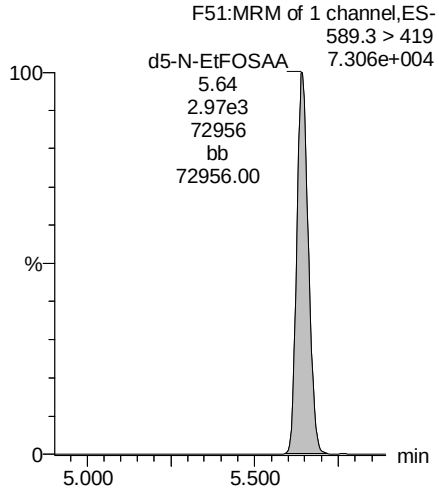

13C2-PFDoA

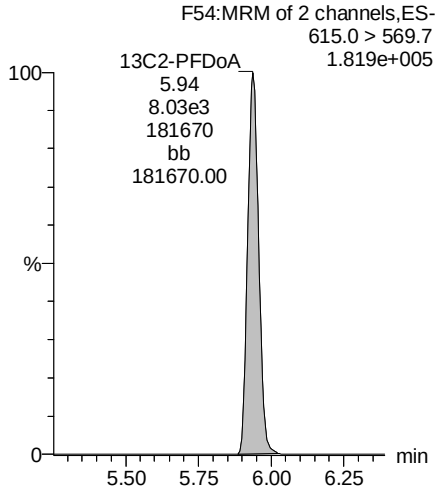

GM for MSF 2/8/2018

Vista Analytical Laboratory

Rev'd: MM 2/8/2018

Dataset: Z:\Projects\PFAS.PRO\Results\180201M2\180201M2-26.qld

Last Altered: Thursday, February 08, 2018 10:37:57 Pacific Standard Time
Printed: Thursday, February 08, 2018 10:38:46 Pacific Standard Time

Name: 180201M2_26, Date: 01-Feb-2018, Time: 15:27:40, ID: 1800153-04 FT-TW513-2025 0.23397, Description: FT-TW513-2025

PFTrDA

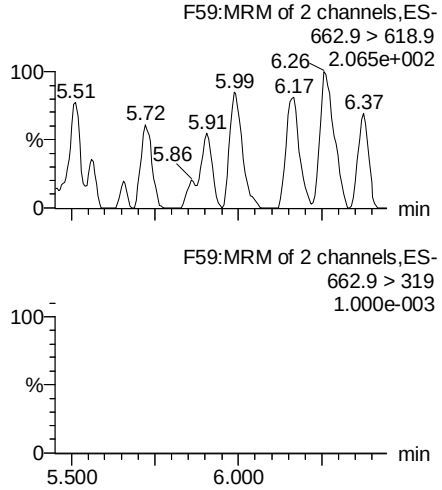

PFTeDA

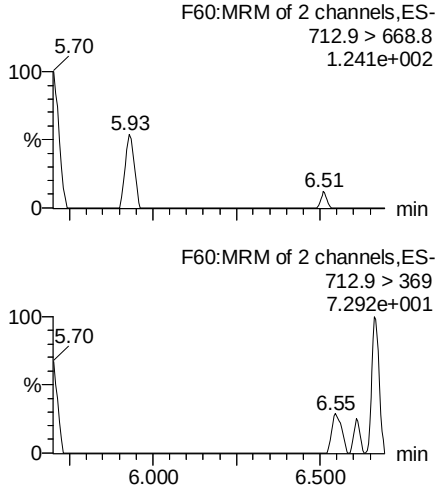

TCDA

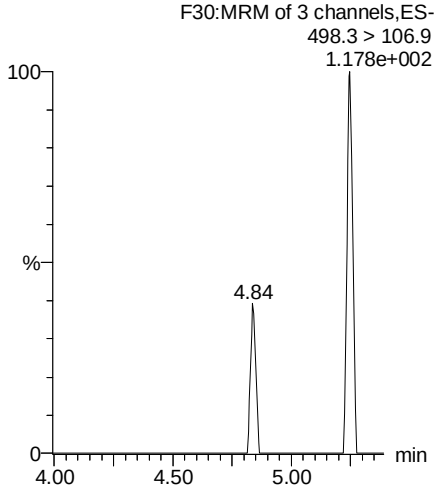

13C5-PFHxA

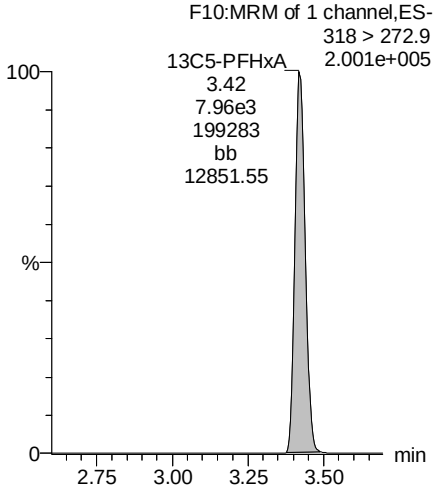

13C2-PFDoA

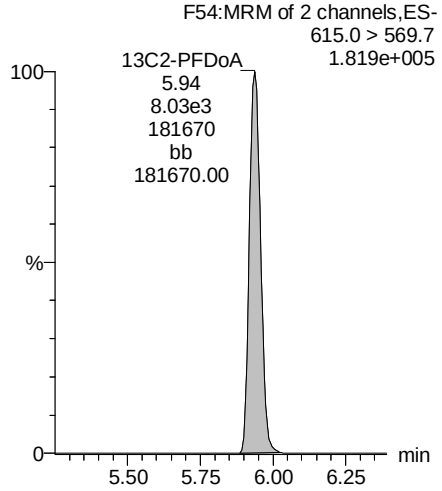

13C2-PFTeDA

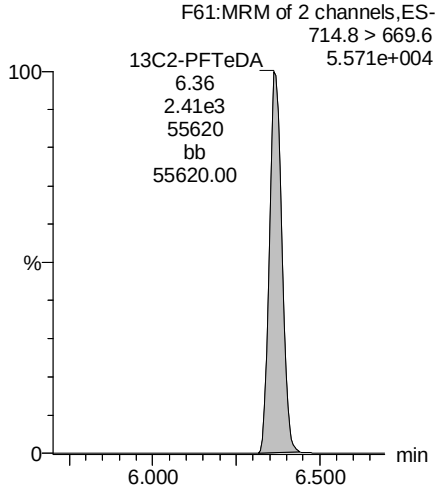

13C8-PFOS

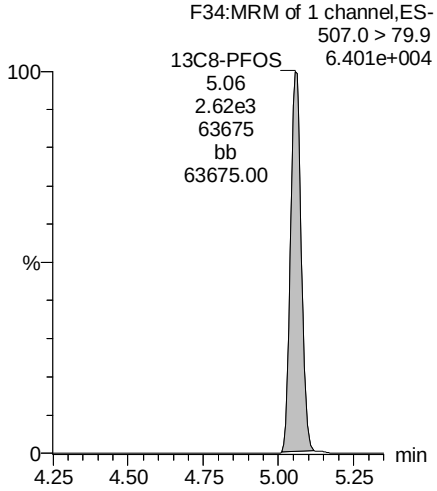

13C8-PFOA

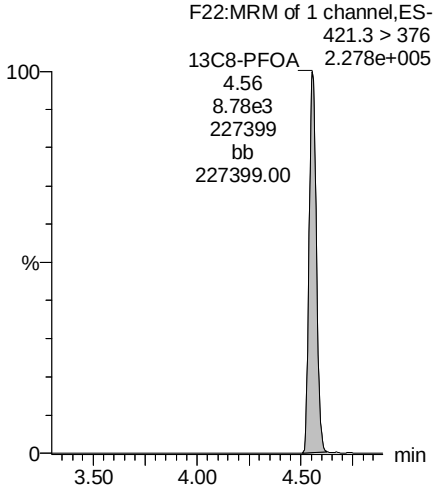

GM for MSF 2/8/2018

Vista Analytical Laboratory

Rev'd: MM 2/8/2018

Dataset: Z:\Projects\PFAS.PRO\Results\180201M2\180201M2-26.qld

Last Altered: Thursday, February 08, 2018 10:37:57 Pacific Standard Time
Printed: Thursday, February 08, 2018 10:38:46 Pacific Standard Time

Name: 180201M2_26, Date: 01-Feb-2018, Time: 15:27:40, ID: 1800153-04 FT-TW513-2025 0.23397, Description: FT-TW513-2025

13C3-PFHxS

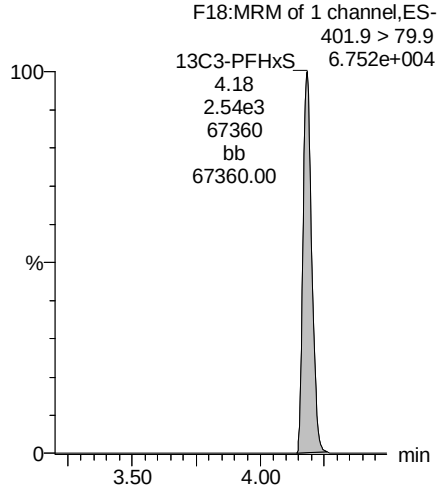

13C9-PFNA

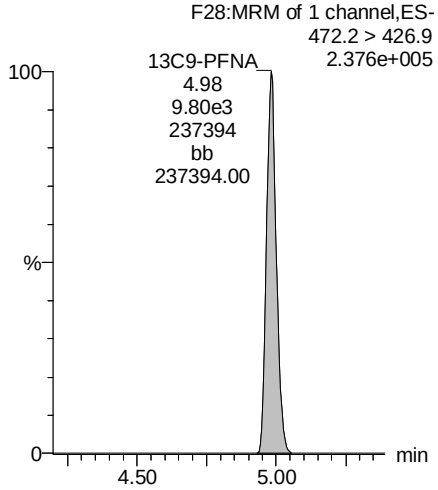

13C4-PFOS

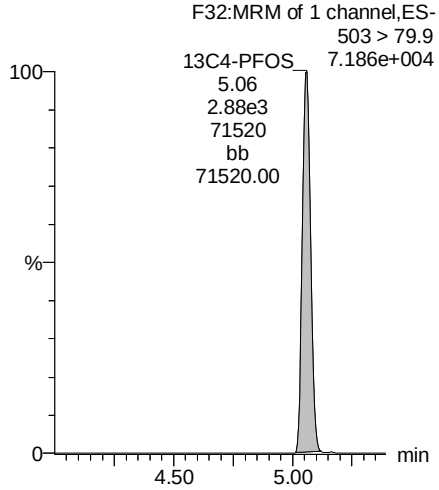

13C6-PFDA

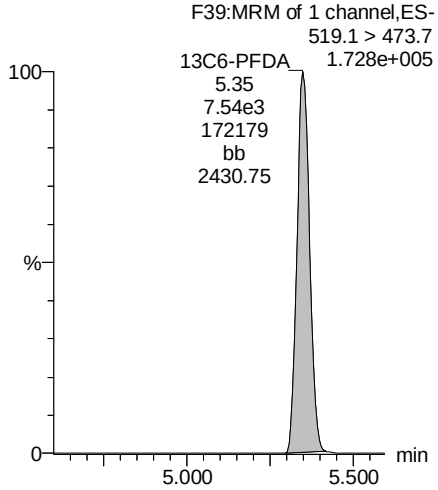

13C7-PFUdA

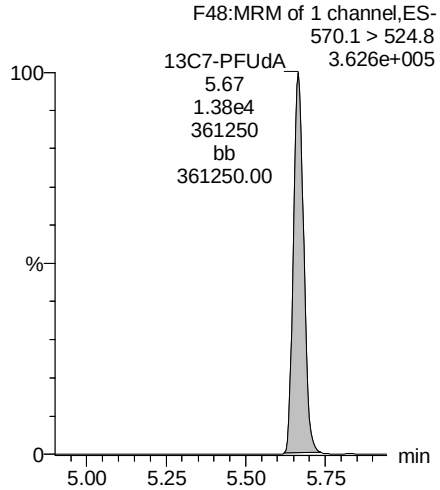

GM for MSF 2/8/2018

Vista Analytical Laboratory

Rev'd: MM 2/8/2018

Dataset: Z:\Projects\PFAS.PRO\Results\180201M2\180201M2-27.qld

Last Altered: Thursday, February 08, 2018 10:40:49 Pacific Standard Time
Printed: Thursday, February 08, 2018 10:41:08 Pacific Standard Time

*See dilution.

Method: Z:\Projects\PFAS.PRO\MethDB\PFAS_FULL_80C_020118.mdb 03 Feb 2018 12:08:27
Calibration: Z:\Projects\PFAS.PRO\CurveDB\C18_VAL-PFAS_Q4_02-01-18-FULL.cdb 02 Feb 2018 08:56:36

Name: 180201M2_27, Date: 01-Feb-2018, Time: 16:09:28, ID: 1800153-05 FT-Dup03-20180118 0.24917, Description: FT-Dup03-20180118

	#	Name	Trace	Area	IS Area	Wt./Vol.	RRF	Pred.RT	RT	y Axis Resp.	Conc.	%Rec
1	3	PFBS	299.0 > 79.7	4.56e2	1.22e3	0.249		2.98	2.91	4.68	11.9277	
2	5	PFHxA	313.2 > 268.9	9.10e4	2.70e3	0.249		3.48	3.40	169	455.1603	
3	7	PFHpA	363.0 > 318.9	5.91e4	7.31e3	0.249		4.10	4.03	101	303.0491	
4	8	L-PFHxS	398.9 > 79.6	9.40e4	8.21e2	0.249		4.24	4.18	1430	3437.1645	E*
5	11	L-PFOA	413 > 368.7	4.33e5	1.07e4	0.249		4.61	4.55	506	1915.0677	
6	14	PFNA	463.0 > 418.8	1.06e6	7.04e3	0.249		5.04	4.99	1890		
7	16	L-PFOS	499 > 79.9	5.23e4	2.63e3	0.249		5.11	5.06	249	977.0327	
8	18	PFDA	513 > 468.8	1.36e4	7.77e3	0.249		5.40	5.35	21.9	73.0463	
9	21	N-MeFOSAA	570.1 > 419		3.49e3	0.249		5.55				
10	22	N-EtFOSAA	584.2 > 419		4.15e3	0.249		5.70				
11	23	PFUdA	563.0 > 518.9	5.12e3	1.07e4	0.249		5.72	5.67	5.98	21.1242	

AD 2/7/18

Vista Analytical Laboratory

Rev'd: MM 2/8/2018

Dataset: Z:\Projects\PFAS.PRO\Results\180201M2\180201M2-27.qld

Last Altered: Thursday, February 08, 2018 10:40:49 Pacific Standard Time
Printed: Thursday, February 08, 2018 10:48:00 Pacific Standard Time

Method: Z:\Projects\PFAS.PRO\MethDB\PFAS_FULL_80C_020118.mdb 03 Feb 2018 12:08:27
Calibration: Z:\Projects\PFAS.PRO\CurveDB\C18_VAL-PFAS_Q4_02-01-18-FULL.cdb 02 Feb 2018 08:56:36

Name: 180201M2_27, Date: 01-Feb-2018, Time: 16:09:28, ID: 1800153-05 FT-Dup03-20180118 0.24917, Description: FT-Dup03-20180118

	#	Name	Trace	Area	IS Area	Wt./Vol.	RRF	Pred.RT	RT	y Axis Resp.	Conc.	%Rec
1	25	PFDoA	612.9 > 569.0	8.30e1	7.40e3	0.249		5.99	5.72	0.140	0.4424	
2	27	PFTrDA	662.9 > 618.9		3.66e3	0.249		6.22				
3	28	PFTeDA	712.9 > 668.8		3.66e3	0.249		6.41				
4	36	13C3-PFBS	302. > 98.8	1.22e3	9.75e3	0.249	0.120	2.98	2.90	1.56	52.2169	104.1
5	37	13C2-PFHxA	315 > 269.8	2.70e3	9.75e3	0.249	0.700	3.48	3.40	3.46	19.8185	98.8
6	38	13C4-PFHpA	367.2 > 321.8	7.31e3	9.75e3	0.249	0.693	4.10	4.03	9.37	54.3054	108.3
7	39	18O2-PFHxS	403.0 > 102.6	8.21e2	2.45e3	0.249	0.343	4.24	4.18	4.19	49.0837	97.8
8	40	13C2-6:2 FTS	429.1 > 408.9	3.98e3	9.85e3	0.249	0.262	4.56	4.50	5.06	77.4030	154.3
9	41	13C2-PFOA	414.9 > 369.7	1.07e4	9.85e3	0.249	1.064	4.61	4.56	13.6	51.1866	102.0
10	42	13C5-PFNA	468.2 > 422.9	7.04e3	7.74e3	0.249	0.949	5.04	4.99	11.4	48.1149	95.9
11	43	13C8-PFOSA	506.1 > 77.7	1.61e3	1.20e4	0.249	0.211	5.09	5.04	1.68	31.8407	63.5
12	44	13C8-PFOS	507.0 > 79.9	2.63e3	2.73e3	0.249	1.014	5.11	5.06	12.1	47.6902	95.1
13	45	13C2-PFDA	515.1 > 469.9	7.77e3	7.96e3	0.249	1.099	5.40	5.35	12.2	44.5726	88.8
14	46	13C2-8:2 FTS	529.1 > 508.7	2.03e3	9.75e3	0.249	0.194	5.38	5.32	2.60	53.8214	107.3
15	47	d3-N-MeFOSAA	573.3 > 419	3.49e3	1.20e4	0.249	0.381	5.55	5.49	3.64	38.3237	76.4
16	48	d5-N-EtFOSAA	589.3 > 419	4.15e3	1.20e4	0.249	0.430	5.70	5.64	4.34	40.5577	80.8
17	49	13C2-PFUdA	565 > 519.8	1.07e4	1.20e4	0.249	0.966	5.72	5.67	11.2	46.4240	92.5
18	50	13C2-PFDoA	615.0 > 569.7	7.40e3	1.20e4	0.249	0.767	5.99	5.94	7.73	40.4360	80.6
19	52	13C2-PFTeDA	714.8 > 669.6	3.66e3	1.20e4	0.249	0.413	6.41	6.37	3.82	37.1296	74.0
20	57	13C4-PFBA	217. > 171.8	8.12e3	8.12e3	0.249	1.000	1.73	1.66	12.5	50.1666	100.0
21	58	13C5-PFHxA	318 > 272.9	9.75e3	9.75e3	0.249	1.000	3.48	3.40	12.5	50.1666	100.0
22	59	13C3-PFHxS	401.9 > 79.9	2.45e3	2.45e3	0.249	1.000	4.24	4.17	12.5	50.1666	100.0
23	60	13C8-PFOA	421.3 > 376	9.85e3	9.85e3	0.249	1.000	4.61	4.55	12.5	50.1666	100.0
24	61	13C9-PFNA	472.2 > 426.9	7.74e3	7.74e3	0.249	1.000	5.04	4.99	12.5	50.1666	100.0
25	62	13C4-PFOS	503 > 79.9	2.73e3	2.73e3	0.249	1.000	5.11	5.06	12.5	50.1666	100.0
26	63	13C6-PFDA	519.1 > 473.7	7.96e3	7.96e3	0.249	1.000	5.40	5.35	12.5	50.1666	100.0
27	64	13C7-PFUdA	570.1 > 524.8	1.20e4	1.20e4	0.249	1.000	5.72	5.67	12.5	50.1666	100.0
28	65	Total PFHxS	398.9 > 79.6	9.40e4	8.21e2	0.249		4.24		1430	3437.1645	
29	66	Total PFOA	413 > 368.7	4.66e5	1.07e4	0.249		4.61		545	2074.7819	
30	67	Total PFOS	499 > 79.9	5.23e4	2.63e3	0.249		5.11		249	977.0327	
31	68	Total N-MeFOSAA	570.1 > 419	0.00e0	3.49e3	0.249		5.55		0.000		
32	69	Total N-EtFOSAA	584.2 > 419	0.00e0	4.15e3	0.249		5.70		0.000		

AD 2/7/18

Vista Analytical Laboratory

Rev'd: MM 2/8/2018

Dataset: Z:\Projects\PFAS.PRO\Results\180201M2\180201M2-27.qld

Last Altered: Thursday, February 08, 2018 10:40:49 Pacific Standard Time
Printed: Thursday, February 08, 2018 10:48:00 Pacific Standard Time

Method: Z:\Projects\PFAS.PRO\MethDB\PFAS_FULL_80C_020118.mdb 03 Feb 2018 12:08:27
Calibration: Z:\Projects\PFAS.PRO\CurveDB\C18_VAL-PFAS_Q4_02-01-18-FULL.cdb 02 Feb 2018 08:56:36

Name: 180201M2_27, Date: 01-Feb-2018, Time: 16:09:28, ID: 1800153-05 FT-Dup03-20180118 0.24917, Description: FT-Dup03-20180118

PFBS

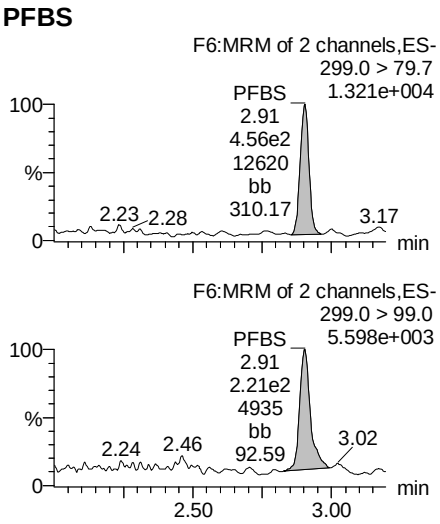

PFHxA

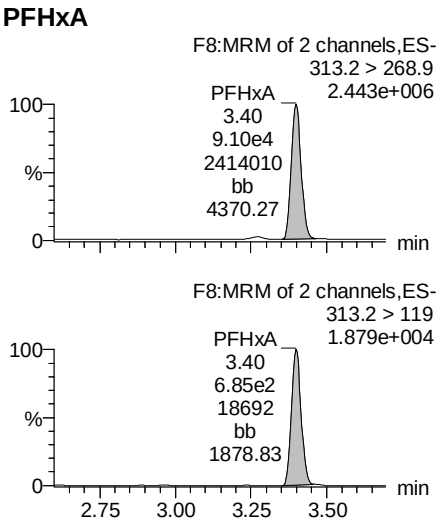

PFHpA

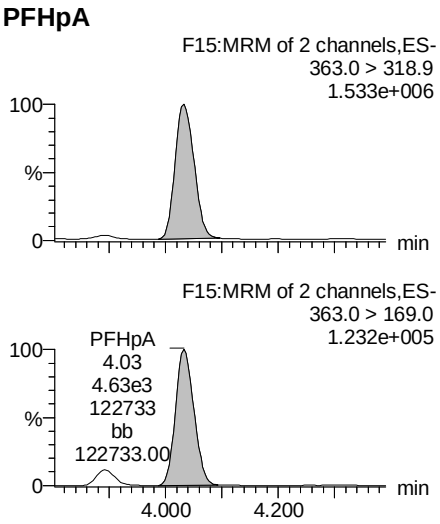

Total PFHxS

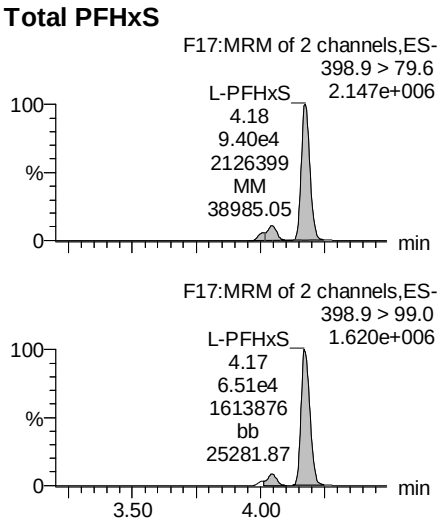

13C3-PFBS

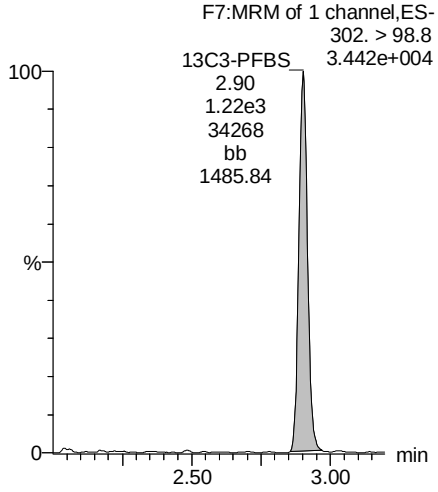

13C2-PFHxA

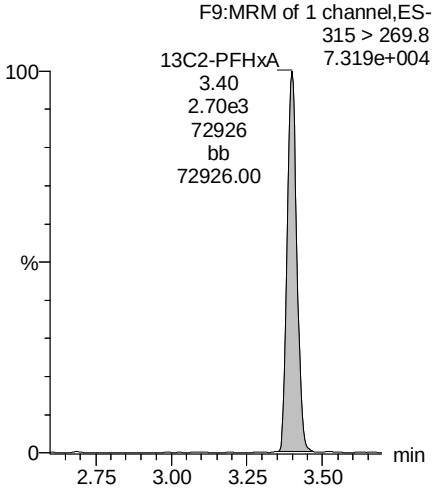

13C4-PFHpA

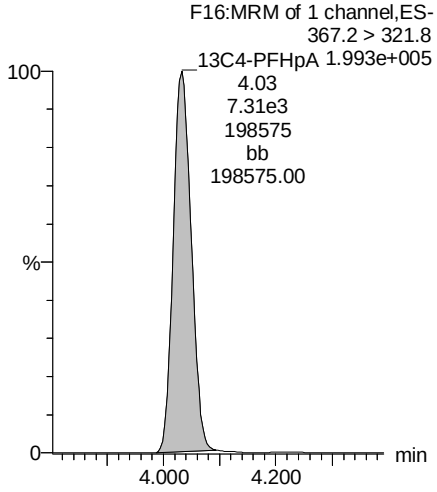

18O2-PFHxS

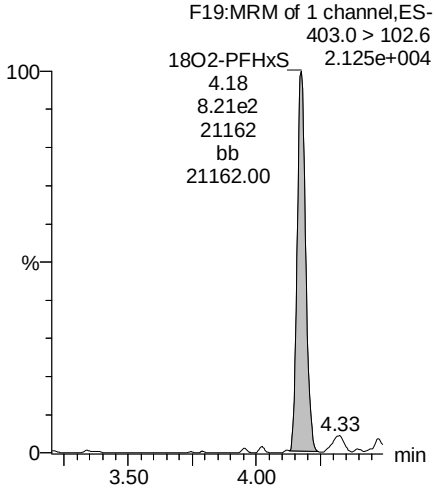

AD 2/7/18

Vista Analytical Laboratory

Rev'd: MM 2/8/2018

Dataset: Z:\Projects\PFAS.PRO\Results\180201M2\180201M2-27.qld

Last Altered: Thursday, February 08, 2018 10:40:49 Pacific Standard Time
Printed: Thursday, February 08, 2018 10:48:00 Pacific Standard Time

Name: 180201M2_27, Date: 01-Feb-2018, Time: 16:09:28, ID: 1800153-05 FT-Dup03-20180118 0.24917, Description: FT-Dup03-20180118

Total PFOA

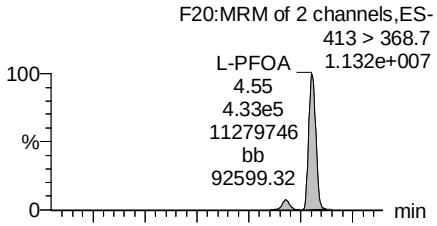

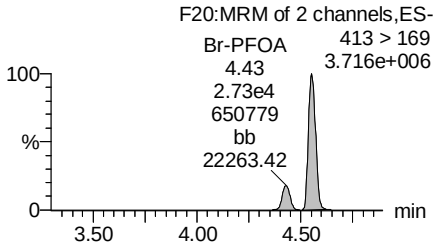

PFNA

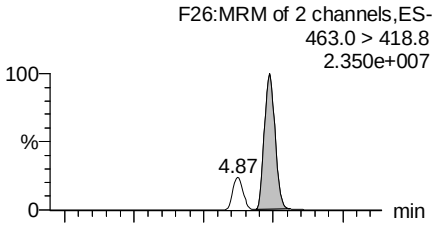

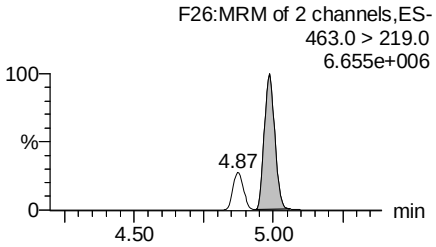

Total PFOS

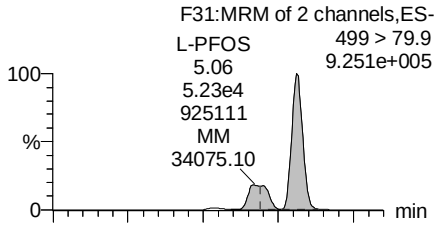

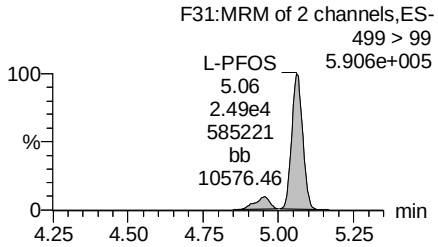

PFDA

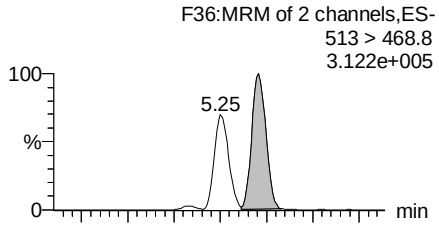

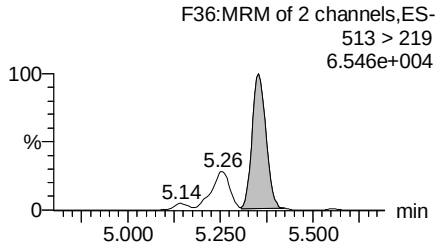

13C2-PFOA

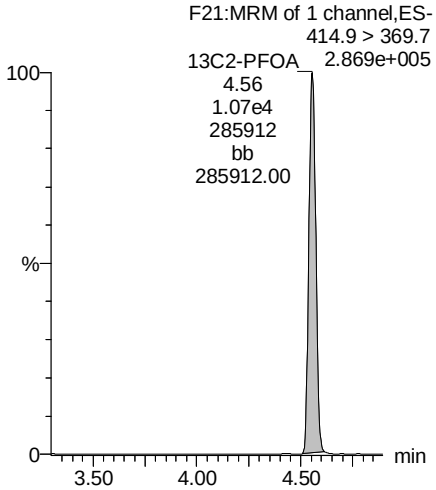

13C5-PFNA

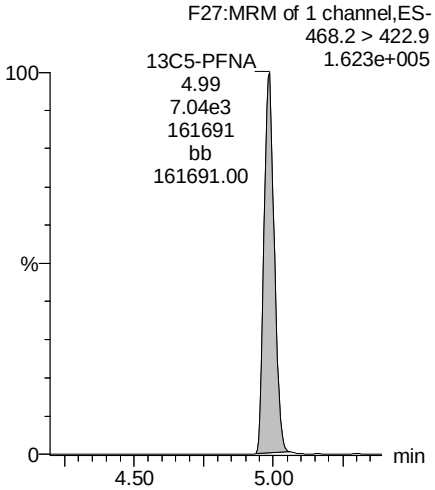

13C8-PFOS

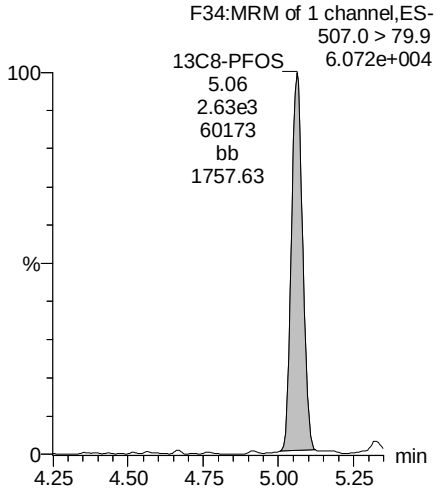

13C2-PFDA

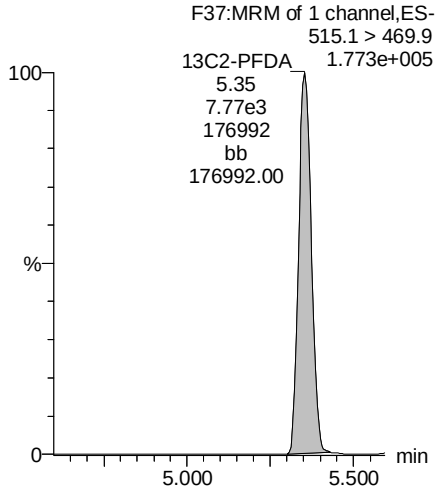

AD 2/7/18

Vista Analytical Laboratory

Rev'd: MM 2/8/2018

Dataset: Z:\Projects\PFAS.PRO\Results\180201M2\180201M2-27.qld

Last Altered: Thursday, February 08, 2018 10:40:49 Pacific Standard Time
Printed: Thursday, February 08, 2018 10:48:00 Pacific Standard Time

Name: 180201M2_27, Date: 01-Feb-2018, Time: 16:09:28, ID: 1800153-05 FT-Dup03-20180118 0.24917, Description: FT-Dup03-20180118

PFUdA

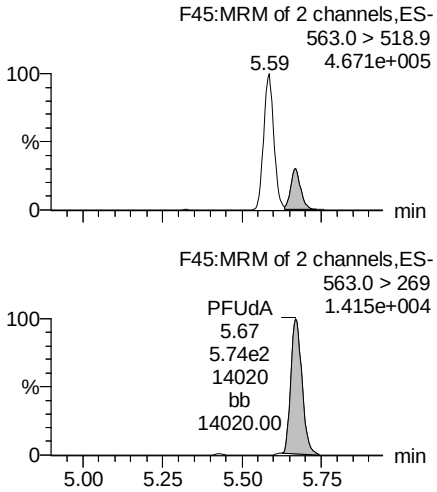

N-MeFOSAA

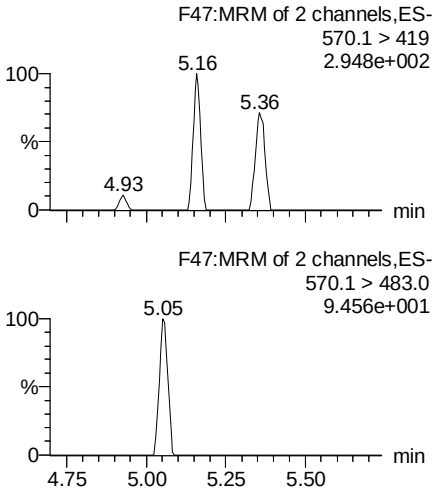

N-EtFOSAA

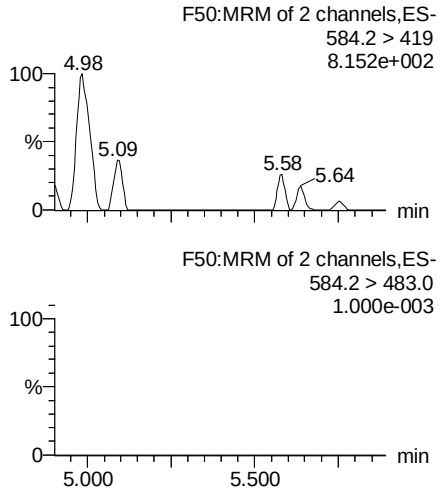

PFDoA

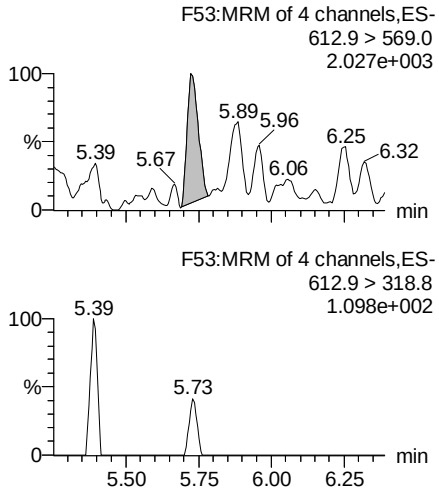

13C2-PFUdA

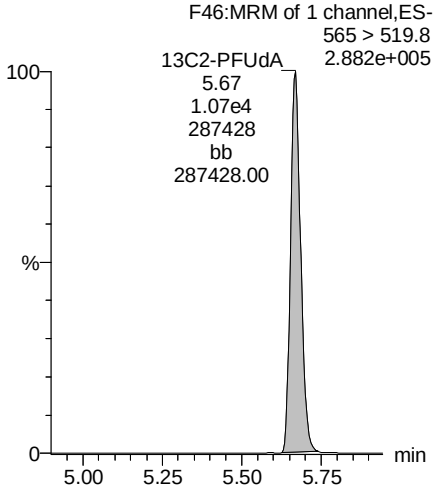

d3-N-MeFOSAA

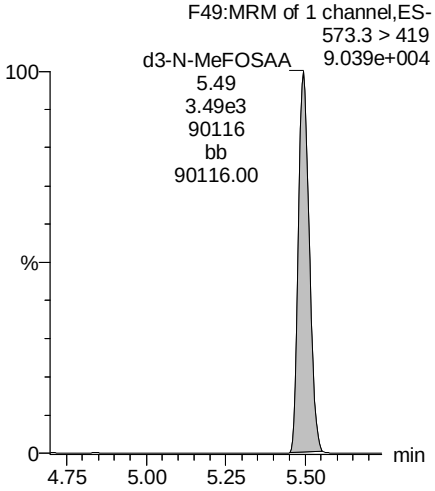

d5-N-EtFOSAA

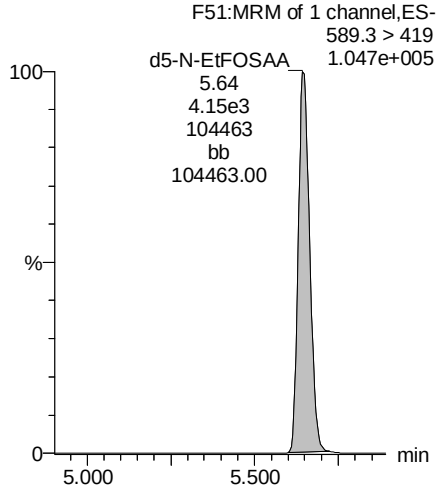

13C2-PFDoA

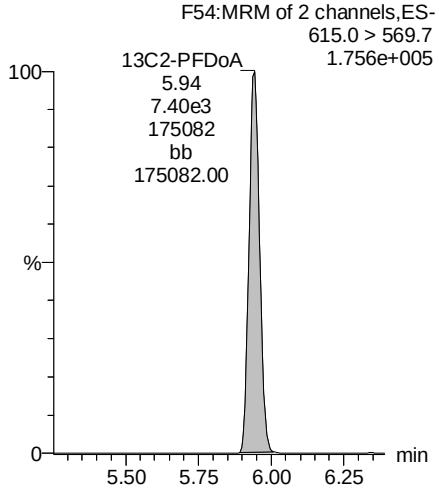

AD 2/7/18

Vista Analytical Laboratory

Rev'd: MM 2/8/2018

Dataset: Z:\Projects\PFAS.PRO\Results\180201M2\180201M2-27.qld

Last Altered: Thursday, February 08, 2018 10:40:49 Pacific Standard Time
Printed: Thursday, February 08, 2018 10:48:00 Pacific Standard Time

Name: 180201M2_27, Date: 01-Feb-2018, Time: 16:09:28, ID: 1800153-05 FT-Dup03-20180118 0.24917, Description: FT-Dup03-20180118

PFTrDA

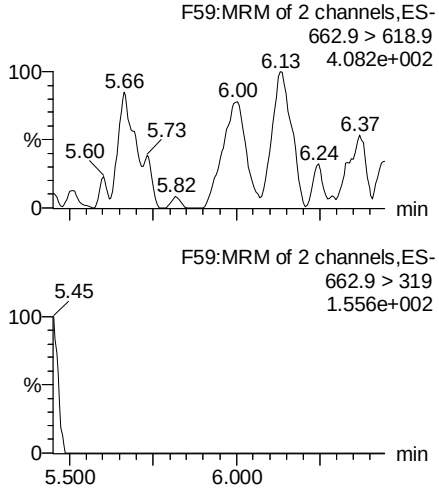

PFTeDA

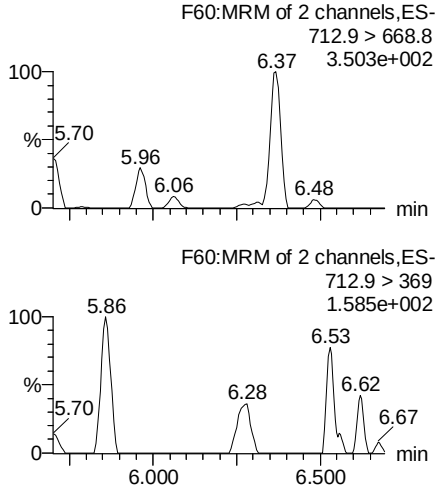

TCDA

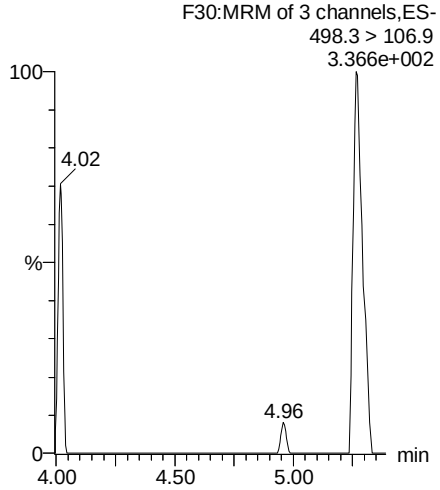

13C5-PFHxA

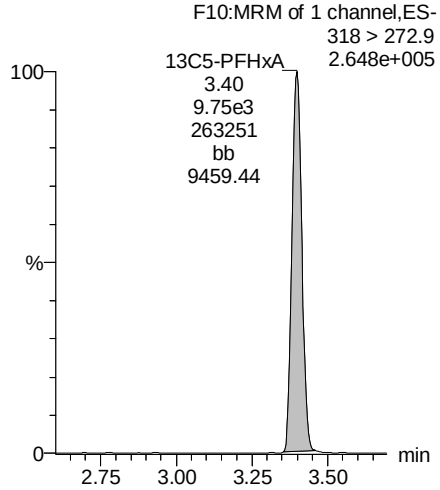

13C2-PFDoA

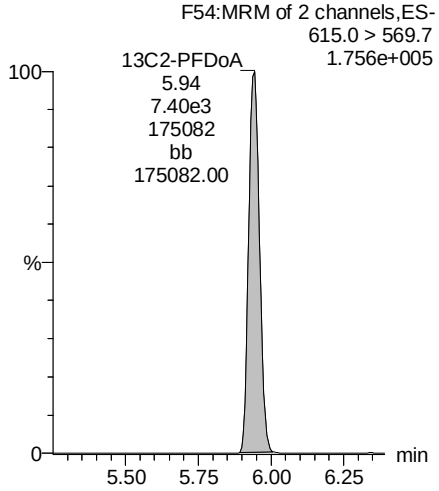

13C2-PFTeDA

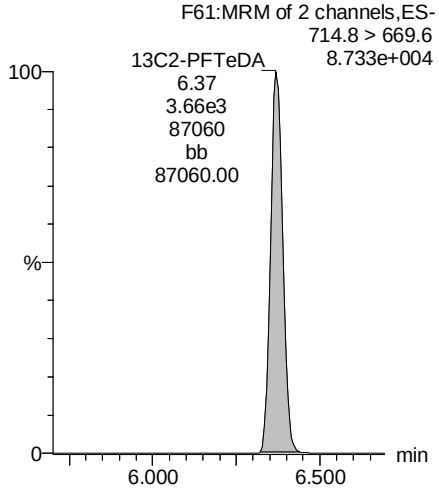

13C8-PFOS

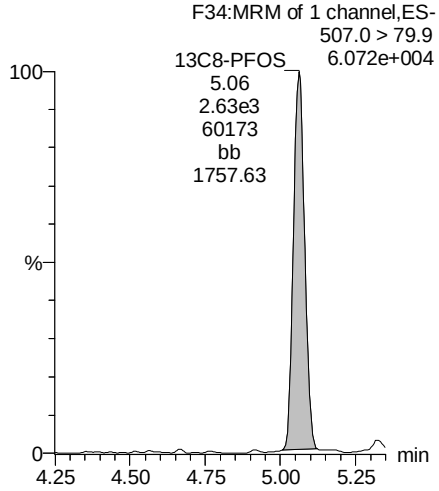

13C8-PFOA

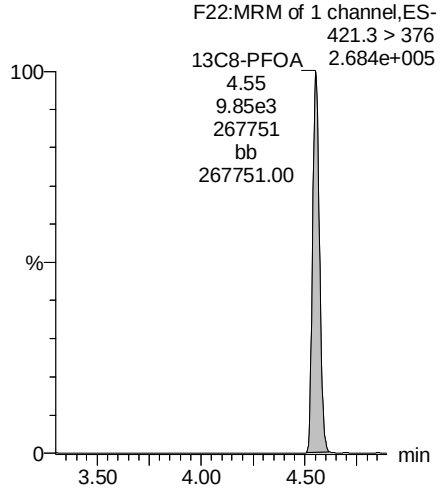

AD 2/7/18

Vista Analytical Laboratory

Rev'd: MM 2/8/2018

Dataset: Z:\Projects\PFAS.PRO\Results\180201M2\180201M2-27.qld

Last Altered: Thursday, February 08, 2018 10:40:49 Pacific Standard Time
Printed: Thursday, February 08, 2018 10:48:00 Pacific Standard Time

Name: 180201M2_27, Date: 01-Feb-2018, Time: 16:09:28, ID: 1800153-05 FT-Dup03-20180118 0.24917, Description: FT-Dup03-20180118

13C3-PFHxS

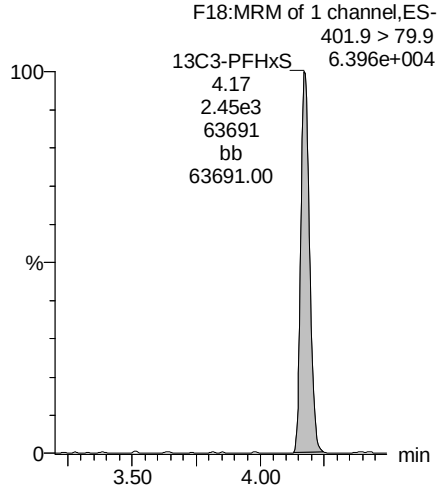

13C9-PFNA

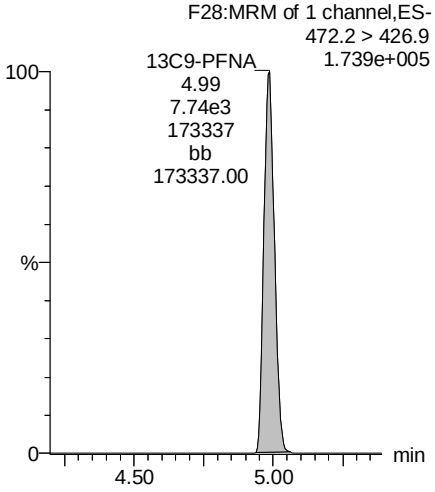

13C4-PFOS

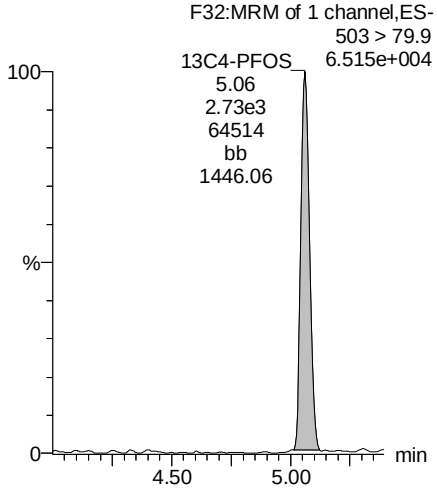

13C6-PFDA

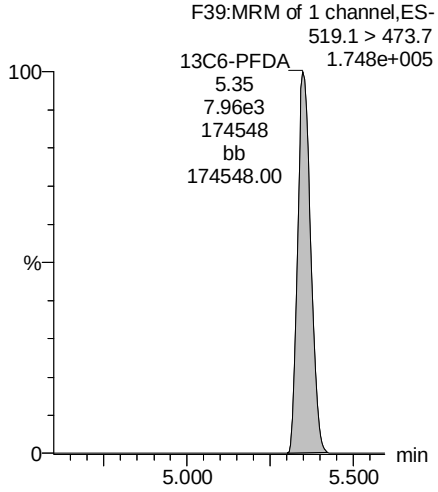

13C7-PFUdA

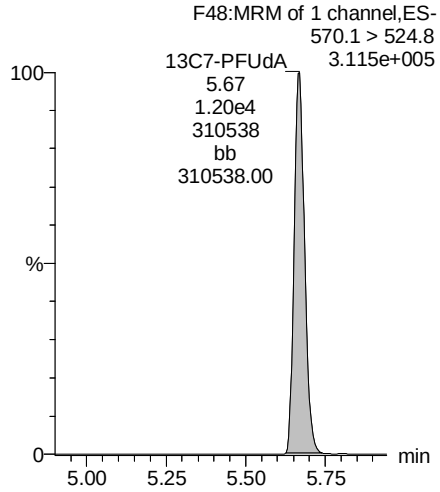

AD 2/7/18

Vista Analytical Laboratory

Rev'd: MM 2/7/2018

Dataset: F:\Projects\PFAS.PRO\Results\180205M1\180205M1-17.qld

Last Altered: Tuesday, February 06, 2018 15:13:20 Pacific Standard Time
Printed: Tuesday, February 06, 2018 15:13:36 Pacific Standard Time

Method: F:\Projects\PFAS.PRO\MethDB\PFAS_FULL_80C_020218.mdb 05 Feb 2018 15:16:58
Calibration: F:\Projects\PFAS.PRO\CurveDB\C18_VAL-PFAS_Q4_02-05-18-FULL.cdb 06 Feb 2018 09:06:52

Name: 180205M1_17, Date: 05-Feb-2018, Time: 14:56:39, ID: 1800153-05@5X FT-Dup03-20180118 0.24917, Description: FT-Dup03-20180118

	#	Name	Trace	Area	IS Area	Wt./Vol.	RRF	Pred.RT	RT	y Axis Resp.	Conc.	%Rec
1	8	L-PFHxS	398.9 > 79.6	1.75e4	1.30e2	0.2492		3.96	3.96	1690	3550	
2	11	L-PFOA	413 > 368.7	7.16e4	1.75e3	0.2492		4.33	4.33	511	2380	
3	39	18O2-PFHxS	403.0 > 102.6	1.30e2	3.60e2	0.2492	0.350	3.96	3.96	4.52	51.8	103.3
4	41	13C2-PFOA	414.9 > 369.7	1.75e3	1.42e3	0.2492	1.069	4.33	4.33	15.5	58.1	115.9
5	59	13C3-PFHxS	401.9 > 79.9	3.60e2	3.60e2	0.2492	1.000	3.96	3.96	12.5	50.2	100.0
6	60	13C8-PFOA	421.3 > 376	1.42e3	1.42e3	0.2492	1.000	4.33	4.33	12.5	50.2	100.0
7	65	Total PFHxS	398.9 > 79.6	1.75e4	1.30e2	0.2492		3.96		1690	3550	
8	66	Total PFOA	413 > 368.7	7.63e4	1.75e3	0.2492		4.33		544	2520	

AC 2/6/2018

Vista Analytical Laboratory

Rev'd: MM 2/7/2018

Dataset: F:\Projects\PFAS.PRO\Results\180205M1\180205M1-17.qld

Last Altered: Tuesday, February 06, 2018 15:13:20 Pacific Standard Time
Printed: Tuesday, February 06, 2018 15:13:36 Pacific Standard Time

Method: F:\Projects\PFAS.PRO\MethDB\PFAS_FULL_80C_020218.mdb 05 Feb 2018 15:16:58
Calibration: F:\Projects\PFAS.PRO\CurveDB\C18_VAL-PFAS_Q4_02-05-18-FULL.cdb 06 Feb 2018 09:06:52

Name: 180205M1_17, Date: 05-Feb-2018, Time: 14:56:39, ID: 1800153-05@5X FT-Dup03-20180118 0.24917, Description: FT-Dup03-20180118

PFBS

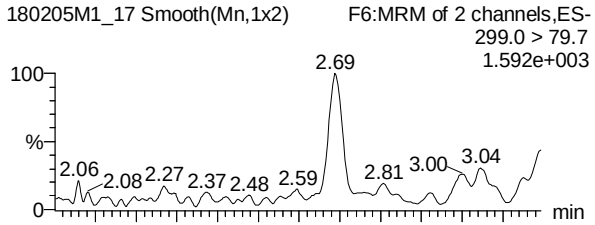

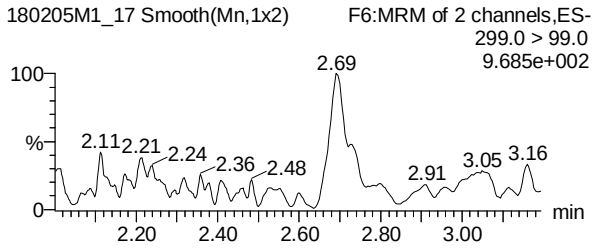

PFHpA

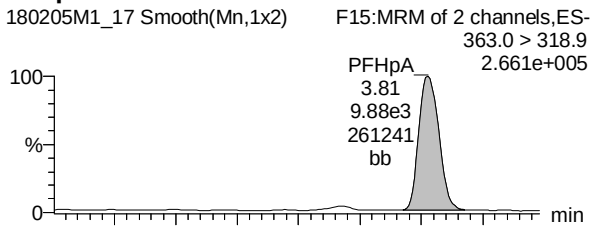

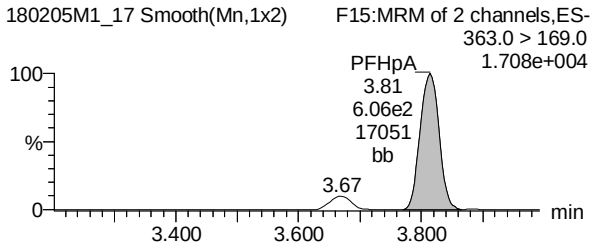

Total PFHxS

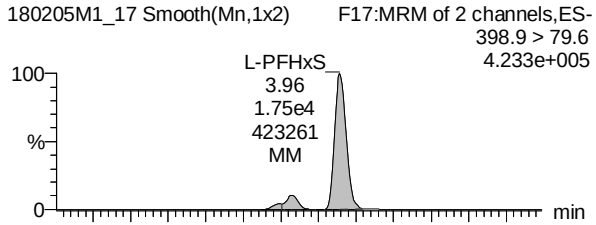

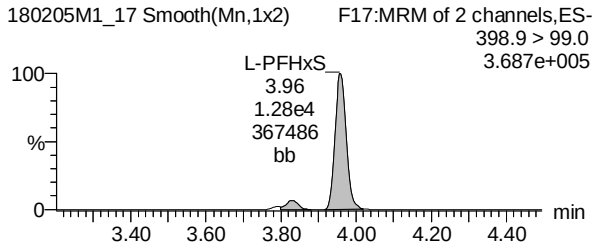

13C3-PFBS

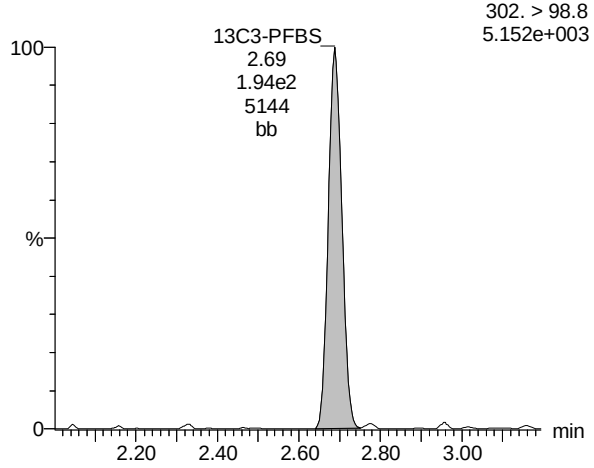

13C4-PFHpA

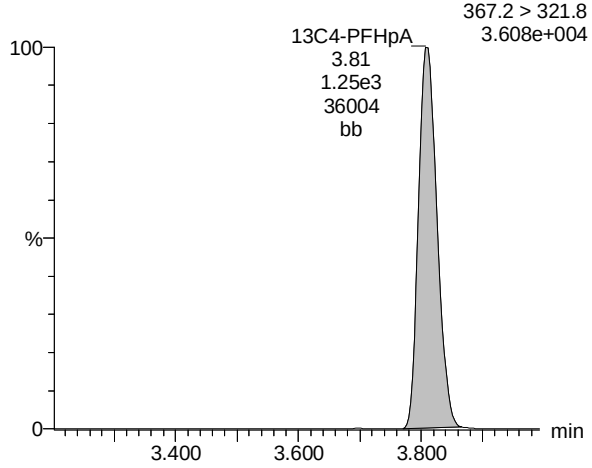

18O2-PFHxS

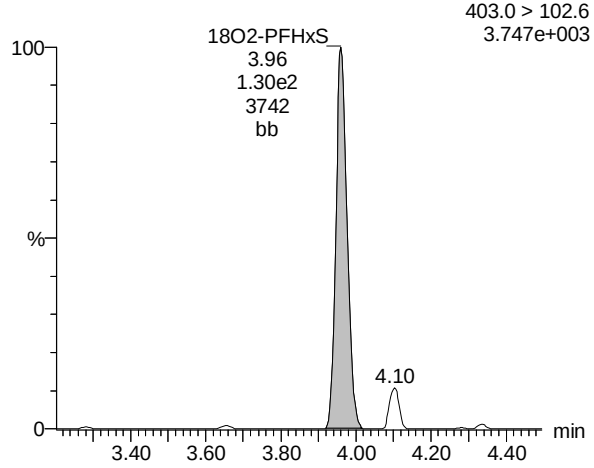

AC 2/6/2018

Vista Analytical Laboratory

Rev'd: MM 2/7/2018

Dataset: F:\Projects\PFAS.PRO\Results\180205M1\180205M1-17.qld

Last Altered: Tuesday, February 06, 2018 15:13:20 Pacific Standard Time
Printed: Tuesday, February 06, 2018 15:13:36 Pacific Standard Time

Name: 180205M1_17, Date: 05-Feb-2018, Time: 14:56:39, ID: 1800153-05@5X FT-Dup03-20180118 0.24917, Description: FT-Dup03-20180118

Total PFOA

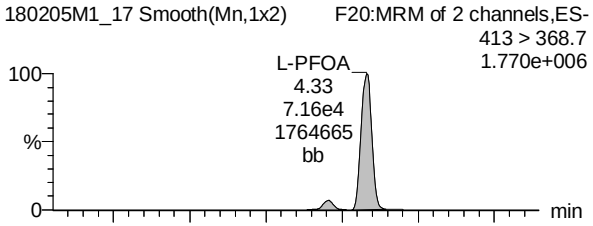

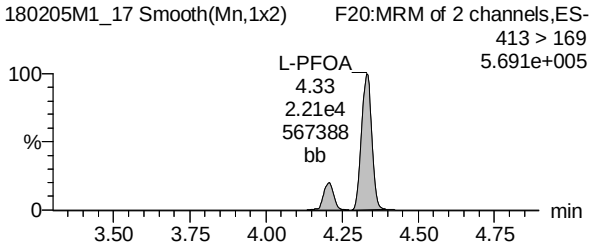

PFNA

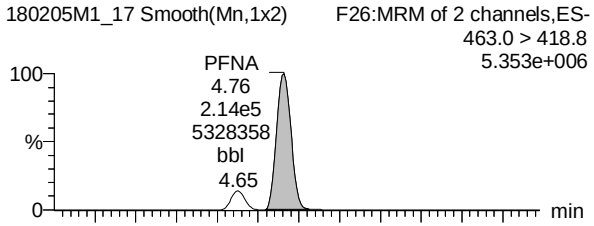

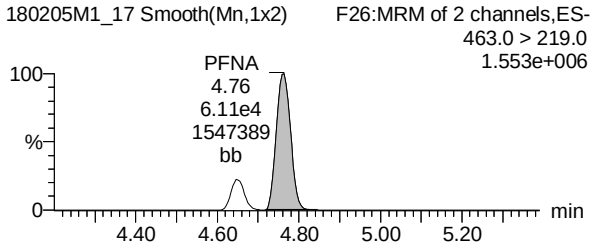

Total PFOS

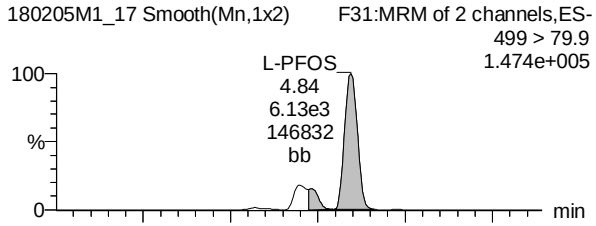

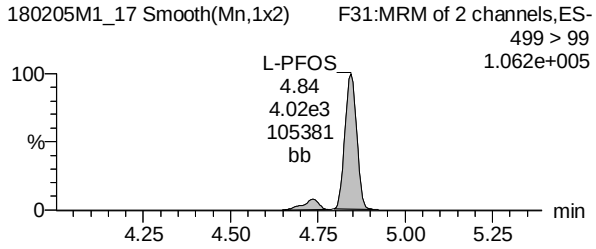

13C2-PFOA

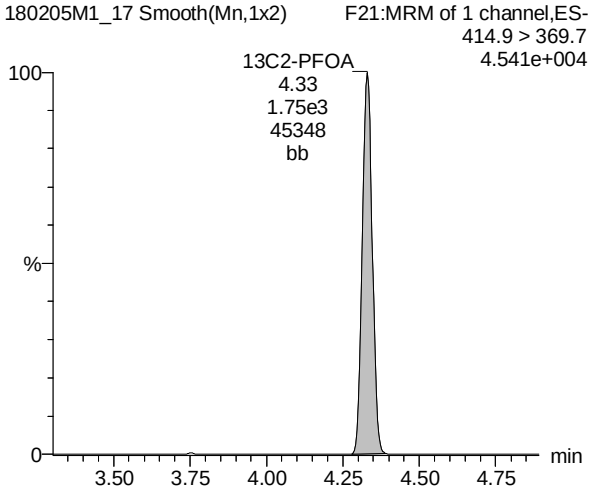

13C5-PFNA

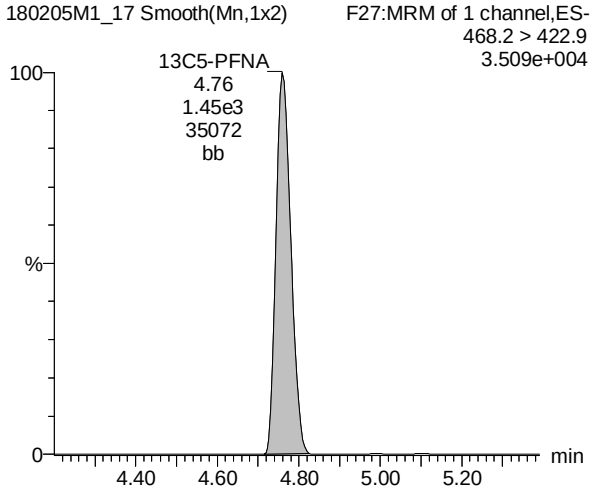

13C8-PFOS

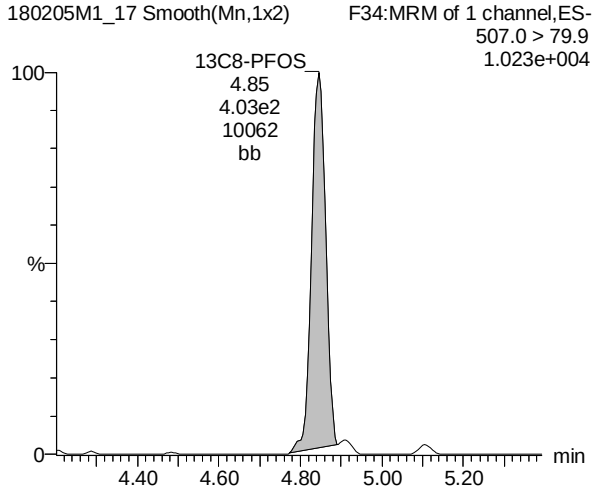

AC 2/6/2018

Vista Analytical Laboratory

Rev'd: MM 2/7/2018

Dataset: F:\Projects\PFAS.PRO\Results\180205M1\180205M1-17.qld

Last Altered: Tuesday, February 06, 2018 15:13:20 Pacific Standard Time
Printed: Tuesday, February 06, 2018 15:13:36 Pacific Standard Time

Name: 180205M1_17, Date: 05-Feb-2018, Time: 14:56:39, ID: 1800153-05@5X FT-Dup03-20180118 0.24917, Description: FT-Dup03-20180118

TCDA

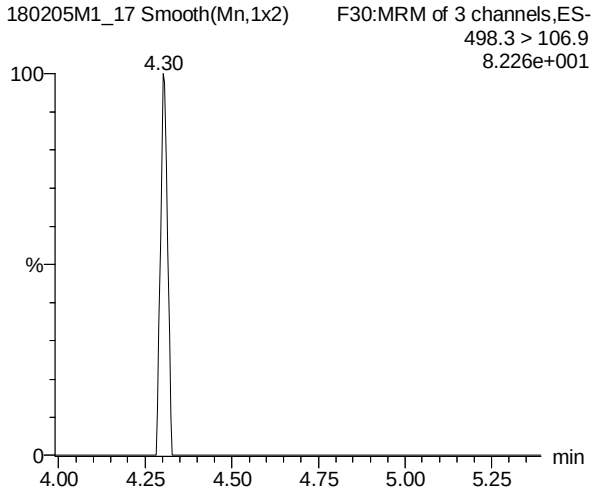

13C5-PFHxA

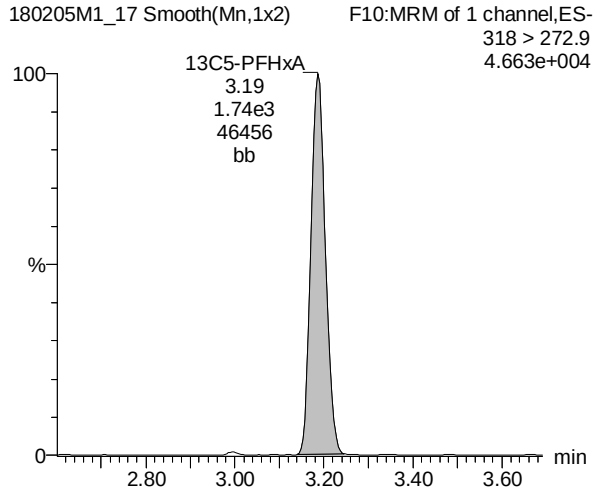

13C3-PFHxS

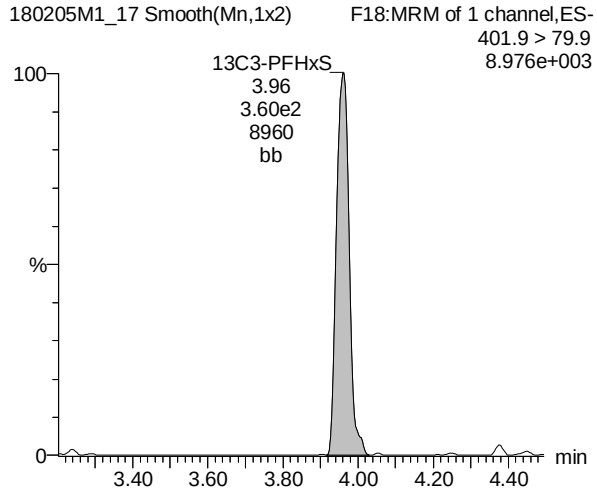

13C8-PFOS

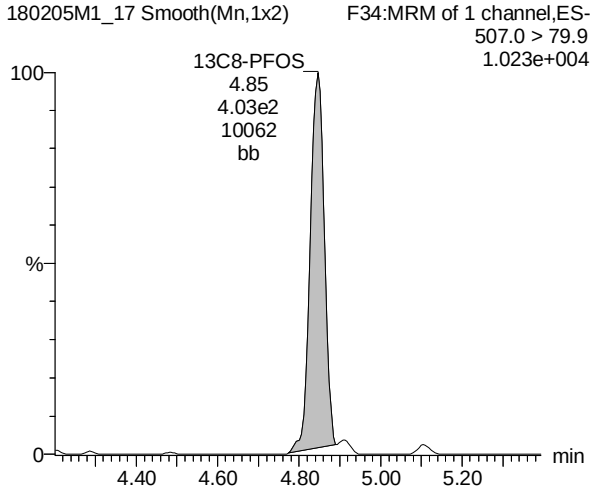

13C8-PFOA

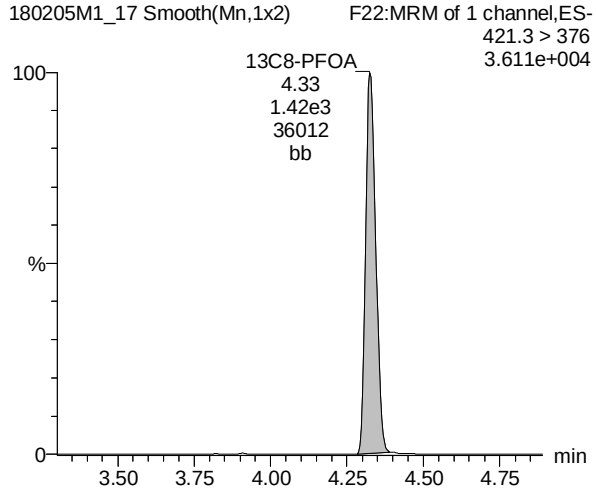

13C9-PFNA

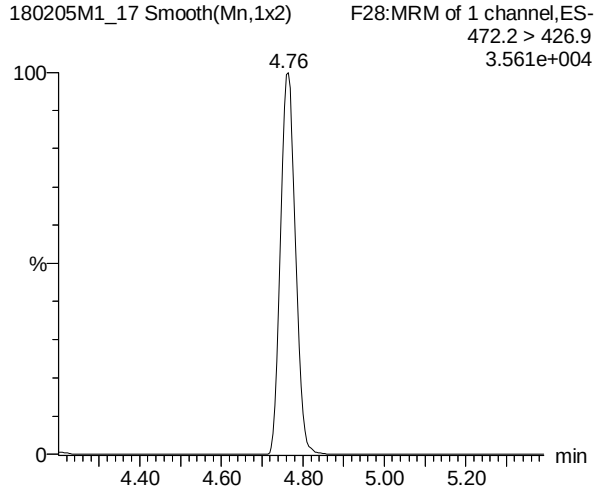

AC 2/6/2018

Vista Analytical Laboratory

Rev'd: MM 2/7/2018

Dataset: F:\Projects\PFAS.PRO\Results\180205M1\180205M1-17.qld

Last Altered: Tuesday, February 06, 2018 15:13:20 Pacific Standard Time
Printed: Tuesday, February 06, 2018 15:13:36 Pacific Standard Time

Name: 180205M1_17, Date: 05-Feb-2018, Time: 14:56:39, ID: 1800153-05@5X FT-Dup03-20180118 0.24917, Description: FT-Dup03-20180118

13C4-PFOS

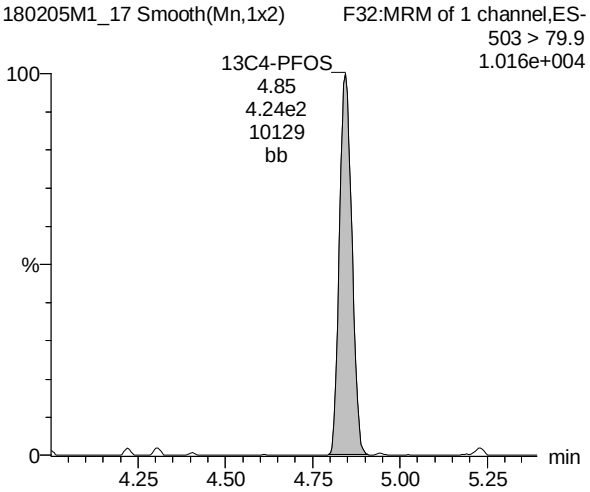

AC 2/6/2018

Vista Analytical Laboratory

Rev'd: MM 2/7/2018

Dataset: Z:\Projects\PFAS.PRO\Results\180201M2\180201M2-28.qld

Last Altered: Saturday, February 03, 2018 13:26:16 Pacific Standard Time
Printed: Saturday, February 03, 2018 13:27:14 Pacific Standard Time

Method: Z:\Projects\PFAS.PRO\MethDB\PFAS_FULL_80C_020118.mdb 03 Feb 2018 12:08:27
Calibration: Z:\Projects\PFAS.PRO\CurveDB\C18_VAL-PFAS_Q4_02-01-18-FULL.cdb 02 Feb 2018 08:56:36

Name: 180201M2_28, Date: 01-Feb-2018, Time: 16:20:57, ID: 1800153-06 FT-TW507-1924-FRB 0.25367, Description: FT-TW507-1924-FRB

	#	Name	Trace	Area	IS Area	Wt./Vol.	RRF	Pred.RT	RT	y Axis Resp.	Conc.	%Rec
1	3	PFBS	299.0 > 79.7		1.17e3	0.254		2.98				
2	5	PFHxA	313.2 > 268.9		2.70e3	0.254		3.48				
3	7	PFHpA	363.0 > 318.9		7.34e3	0.254		4.10				
4	8	L-PFHxS	398.9 > 79.6	1.50e0	9.57e2	0.254		4.24	4.12	0.0196		
5	11	L-PFOA	413 > 368.7		1.09e4	0.254		4.61				
6	14	PFNA	463.0 > 418.8	1.04e2	9.01e3	0.254		5.04	4.96	0.145	0.0118	
7	16	L-PFOS	499 > 79.9		2.53e3	0.254		5.11				
8	18	PFDA	513 > 468.8		8.24e3	0.254		5.40				
9	21	N-MeFOSAA	570.1 > 419		3.14e3	0.254		5.55				
10	22	N-EtFOSAA	584.2 > 419		4.10e3	0.254		5.70				
11	23	PFUdA	563.0 > 518.9		9.20e3	0.254		5.72				

MSF 2/3/18

Vista Analytical Laboratory

Rev'd: MM 2/7/2018

Dataset: Z:\Projects\PFAS.PRO\Results\180201M2\180201M2-28.qld

Last Altered: Saturday, February 03, 2018 13:26:16 Pacific Standard Time
Printed: Saturday, February 03, 2018 13:27:31 Pacific Standard Time

Method: Z:\Projects\PFAS.PRO\MethDB\PFAS_FULL_80C_020118.mdb 03 Feb 2018 12:08:27
Calibration: Z:\Projects\PFAS.PRO\CurveDB\C18_VAL-PFAS_Q4_02-01-18-FULL.cdb 02 Feb 2018 08:56:36

Name: 180201M2_28, Date: 01-Feb-2018, Time: 16:20:57, ID: 1800153-06 FT-TW507-1924-FRB 0.25367, Description: FT-TW507-1924-FRB

	#	Name	Trace	Area	IS Area	Wt./Vol.	RRF	Pred.RT	RT	y Axis Resp.	Conc.	%Rec
1	25	PFDoA	612.9 > 569.0		6.59e3	0.254		5.99				
2	27	PFTrDA	662.9 > 618.9		3.31e3	0.254		6.22				
3	28	PFTeDA	712.9 > 668.8	8.45e0	3.31e3	0.254		6.41	6.37	0.0319		
4	36	13C3-PFBS	302. > 98.8	1.17e3	1.01e4	0.254	0.120	2.98	2.92	1.45	47.4740	96.3
5	37	13C2-PFHxA	315 > 269.8	2.70e3	1.01e4	0.254	0.700	3.48	3.43	3.34	18.7890	95.3
6	38	13C4-PFHpA	367.2 > 321.8	7.34e3	1.01e4	0.254	0.693	4.10	4.05	9.08	51.6912	104.9
7	39	18O2-PFHxS	403.0 > 102.6	9.57e2	2.43e3	0.254	0.343	4.24	4.19	4.93	56.7252	115.1
8	40	13C2-6:2 FTS	429.1 > 408.9	2.36e3	1.10e4	0.254	0.262	4.56	4.51	2.69	40.4703	82.1
9	41	13C2-PFOA	414.9 > 369.7	1.09e4	1.10e4	0.254	1.064	4.61	4.56	12.4	46.0700	93.5
10	42	13C5-PFNA	468.2 > 422.9	9.01e3	9.83e3	0.254	0.949	5.04	4.99	11.5	47.6103	96.6
11	43	13C8-PFOSA	506.1 > 77.7	1.37e3	1.39e4	0.254	0.211	5.09	5.04	1.23	23.0155	46.7
12	44	13C8-PFOS	507.0 > 79.9	2.53e3	2.65e3	0.254	1.014	5.11	5.06	11.9	46.3198	94.0
13	45	13C2-PFDA	515.1 > 469.9	8.24e3	1.20e4	0.254	1.099	5.40	5.35	8.60	30.8621	62.6
14	46	13C2-8:2 FTS	529.1 > 508.7	1.72e3	1.01e4	0.254	0.194	5.38	5.33	2.13	43.2049	87.7
15	47	d3-N-MeFOSAA	573.3 > 419	3.14e3	1.39e4	0.254	0.381	5.55	5.49	2.82	29.1440	59.1
16	48	d5-N-EtFOSAA	589.3 > 419	4.10e3	1.39e4	0.254	0.430	5.70	5.64	3.68	33.7828	68.6
17	49	13C2-PFUdA	565 > 519.8	9.20e3	1.39e4	0.254	0.966	5.72	5.67	8.26	33.7242	68.4
18	50	13C2-PFDoA	615.0 > 569.7	6.59e3	1.39e4	0.254	0.767	5.99	5.94	5.91	30.3958	61.7
19	52	13C2-PFTeDA	714.8 > 669.6	3.31e3	1.39e4	0.254	0.413	6.41	6.36	2.97	28.3753	57.6
20	57	13C4-PFBA	217. > 171.8	8.77e3	8.77e3	0.254	1.000	1.73	1.68	12.5	49.2766	100.0
21	58	13C5-PFHxA	318 > 272.9	1.01e4	1.01e4	0.254	1.000	3.48	3.42	12.5	49.2766	100.0
22	59	13C3-PFHxS	401.9 > 79.9	2.43e3	2.43e3	0.254	1.000	4.24	4.19	12.5	49.2766	100.0
23	60	13C8-PFOA	421.3 > 376	1.10e4	1.10e4	0.254	1.000	4.61	4.56	12.5	49.2766	100.0
24	61	13C9-PFNA	472.2 > 426.9	9.83e3	9.83e3	0.254	1.000	5.04	4.99	12.5	49.2766	100.0
25	62	13C4-PFOS	503 > 79.9	2.65e3	2.65e3	0.254	1.000	5.11	5.06	12.5	49.2766	100.0
26	63	13C6-PFDA	519.1 > 473.7	1.20e4	1.20e4	0.254	1.000	5.40	5.35	12.5	49.2766	100.0
27	64	13C7-PFUdA	570.1 > 524.8	1.39e4	1.39e4	0.254	1.000	5.72	5.67	12.5	49.2766	100.0
28	65	Total PFHxS	398.9 > 79.6	1.50e0	9.57e2	0.254		4.24		0.000		
29	66	Total PFOA	413 > 368.7	0.00e0	1.09e4	0.254		4.61		0.000		
30	67	Total PFOS	499 > 79.9	0.00e0	2.53e3	0.254		5.11		0.000		
31	68	Total N-MeFOSAA	570.1 > 419	0.00e0	3.14e3	0.254		5.55		0.000		
32	69	Total N-EtFOSAA	584.2 > 419	0.00e0	4.10e3	0.254		5.70		0.000		

MSF 2/3/18

Vista Analytical Laboratory

Rev'd: MM 2/7/2018

Dataset: Z:\Projects\PFAS.PRO\Results\180201M2\180201M2-28.qld

Last Altered: Saturday, February 03, 2018 13:26:16 Pacific Standard Time
Printed: Saturday, February 03, 2018 13:27:31 Pacific Standard Time

Method: Z:\Projects\PFAS.PRO\MethDB\PFAS_FULL_80C_020118.mdb 03 Feb 2018 12:08:27
Calibration: Z:\Projects\PFAS.PRO\CurveDB\C18_VAL-PFAS_Q4_02-01-18-FULL.cdb 02 Feb 2018 08:56:36

Name: 180201M2_28, Date: 01-Feb-2018, Time: 16:20:57, ID: 1800153-06 FT-TW507-1924-FRB 0.25367, Description: FT-TW507-1924-FRB

PFBS

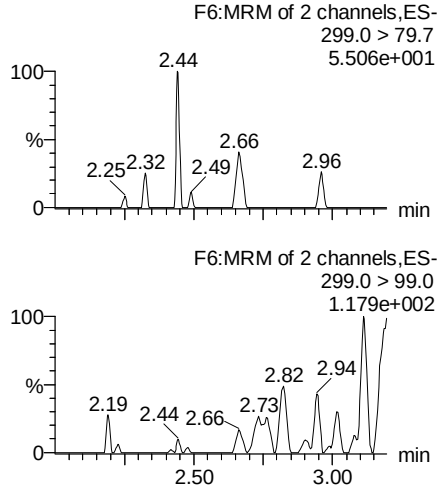

PFHxA

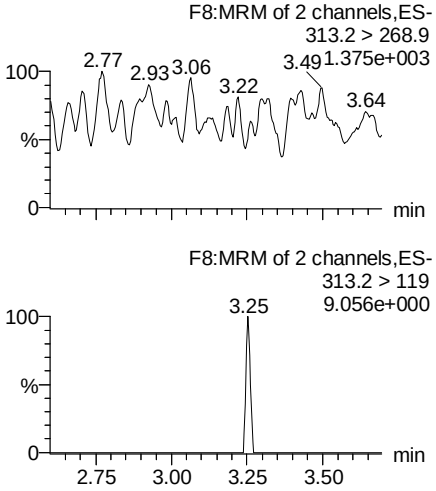

PFHpA

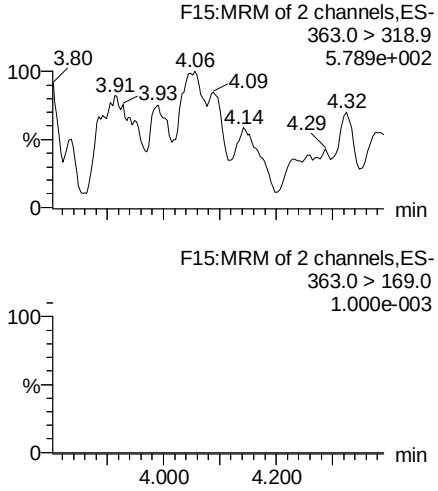

Total PFHxS

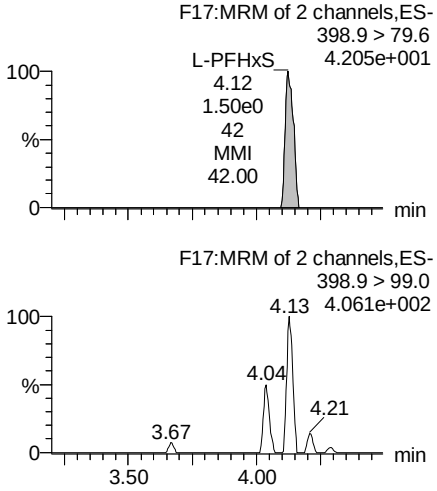

13C3-PFBS

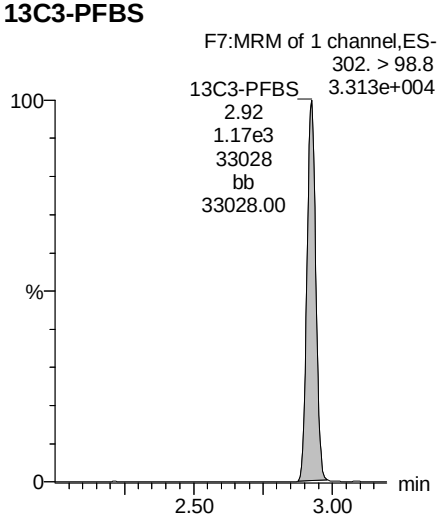

13C2-PFHxA

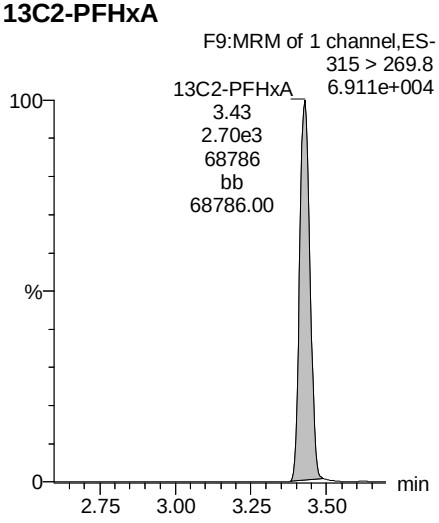

13C4-PFHpA

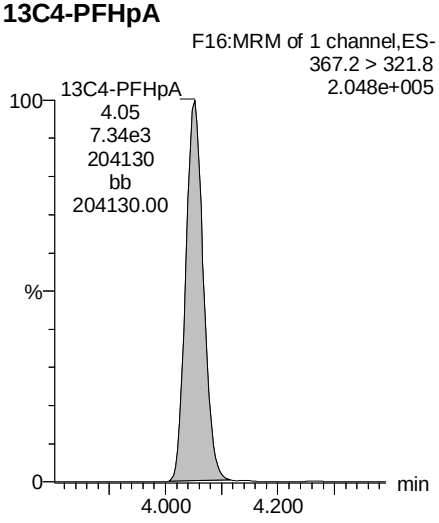

18O2-PFHxS

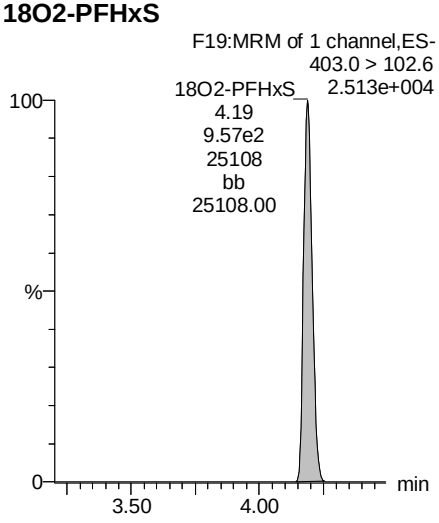

MSF 2/3/18

Rev'd: MM 2/7/2018

Dataset: Z:\Projects\PFAS.PRO\Results\180201M2\180201M2-28.qld

Last Altered: Saturday, February 03, 2018 13:26:16 Pacific Standard Time
Printed: Saturday, February 03, 2018 13:27:31 Pacific Standard Time

Name: 180201M2_28, Date: 01-Feb-2018, Time: 16:20:57, ID: 1800153-06 FT-TW507-1924-FRB 0.25367, Description: FT-TW507-1924-FRB

Total PFOA

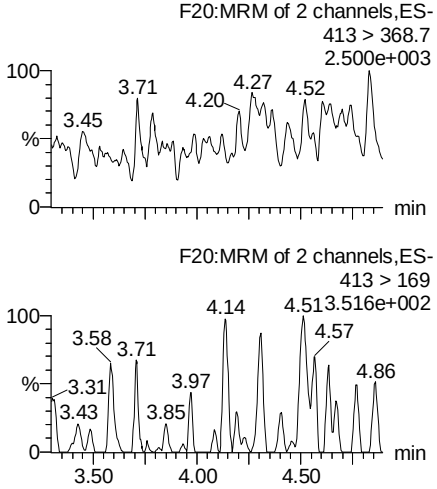

PFNA

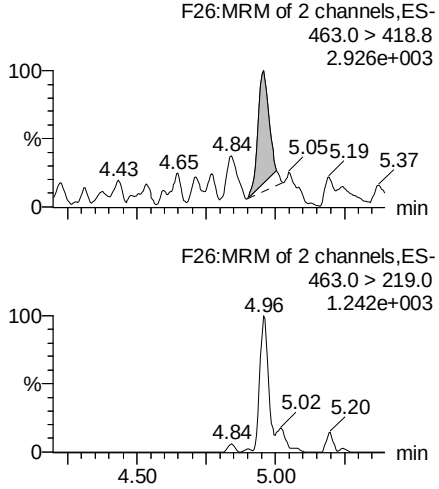

Total PFOS

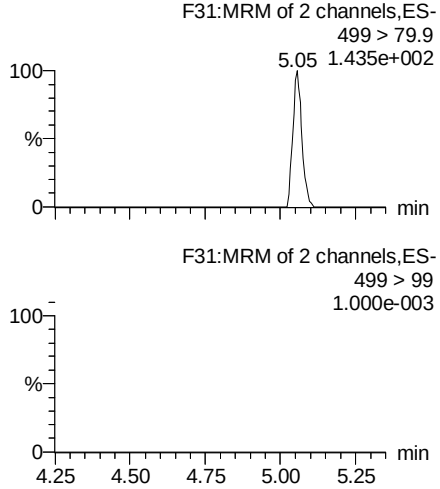

PFDA

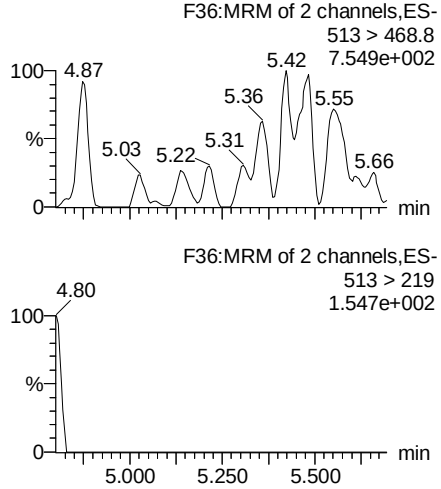

13C2-PFOA

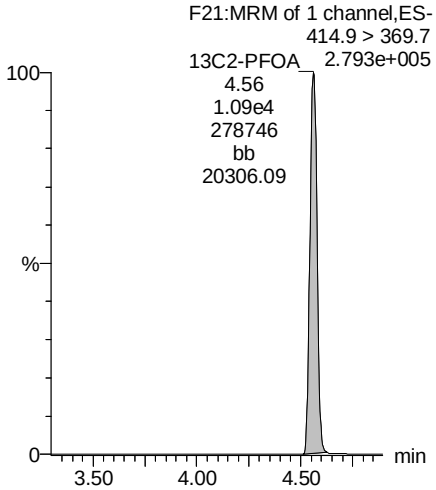

13C5-PFNA

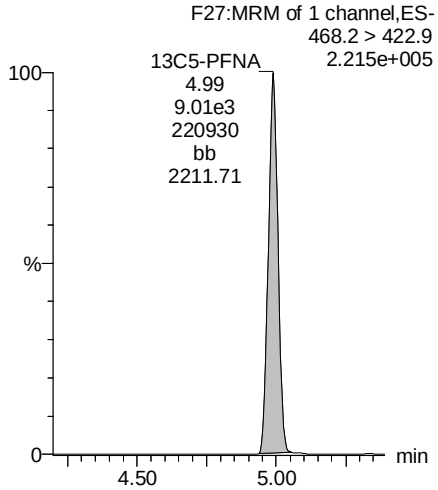

13C8-PFOS

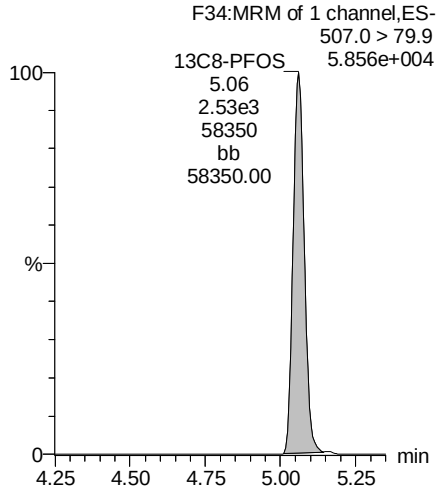

13C2-PFDA

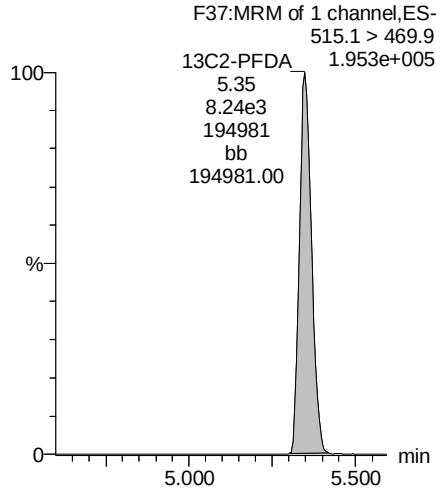

MSF 2/3/18

Vista Analytical Laboratory

Rev'd: MM 2/7/2018

Dataset: Z:\Projects\PFAS.PRO\Results\180201M2\180201M2-28.qld

Last Altered: Saturday, February 03, 2018 13:26:16 Pacific Standard Time
Printed: Saturday, February 03, 2018 13:27:31 Pacific Standard Time

Name: 180201M2_28, Date: 01-Feb-2018, Time: 16:20:57, ID: 1800153-06 FT-TW507-1924-FRB 0.25367, Description: FT-TW507-1924-FRB

PFUdA

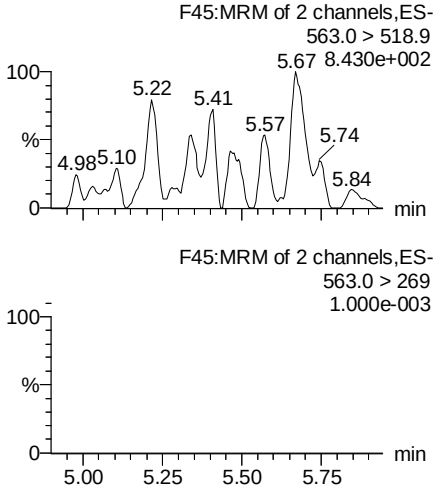

N-MeFOSAA

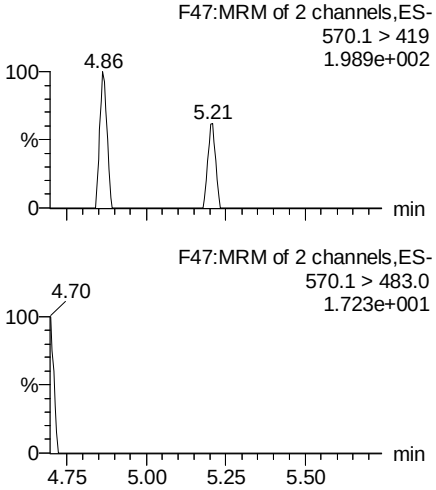

N-EtFOSAA

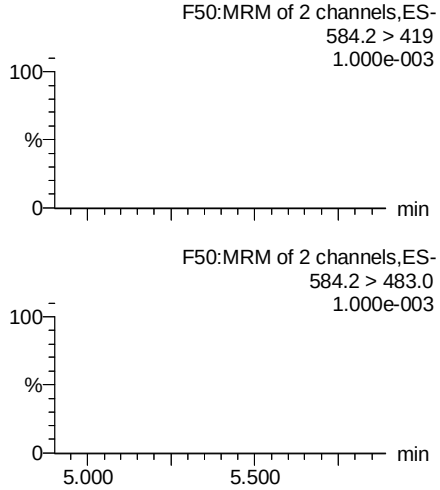

PFDoA

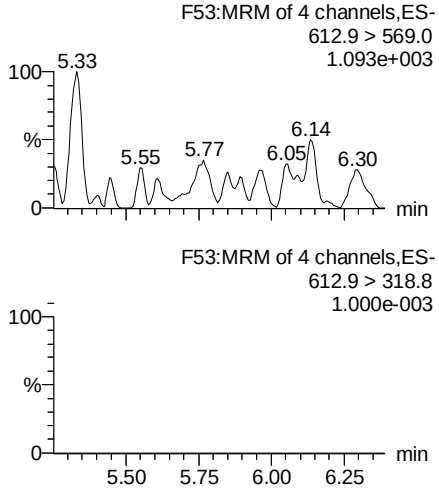

13C2-PFUdA

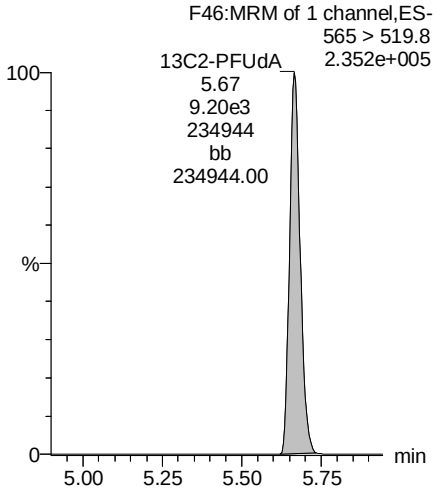

d3-N-MeFOSAA

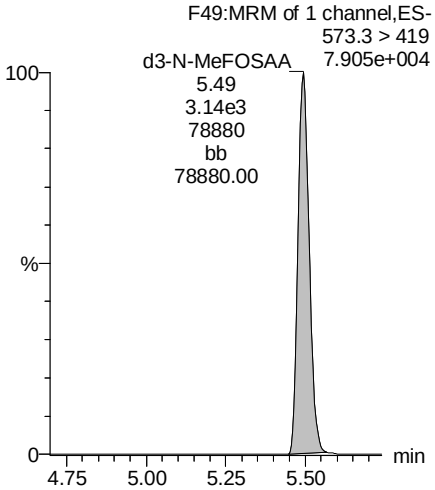

d5-N-EtFOSAA

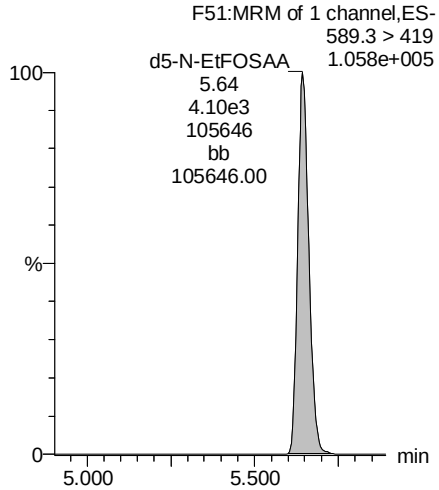

13C2-PFDoA

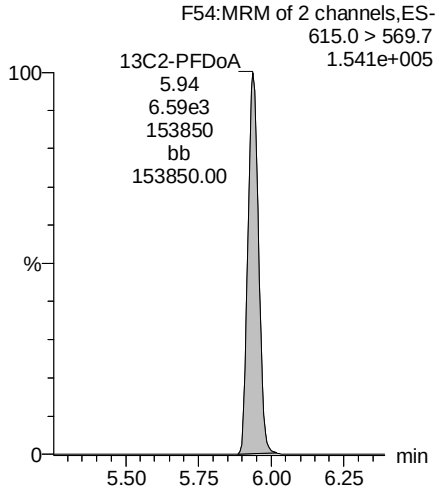

MSF 2/3/18

Dataset: Z:\Projects\PFAS.PRO\Results\180201M2\180201M2-28.qld

Last Altered: Saturday, February 03, 2018 13:26:16 Pacific Standard Time
Printed: Saturday, February 03, 2018 13:27:31 Pacific Standard Time

Name: 180201M2_28, Date: 01-Feb-2018, Time: 16:20:57, ID: 1800153-06 FT-TW507-1924-FRB 0.25367, Description: FT-TW507-1924-FRB

PFTrDA

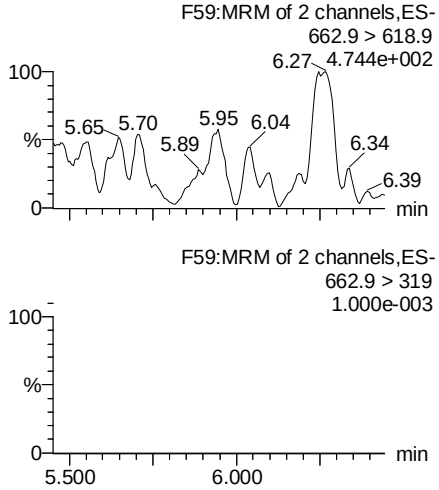

PFTeDA

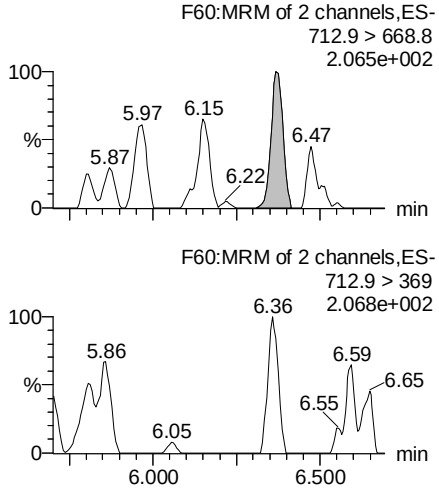

TCDA

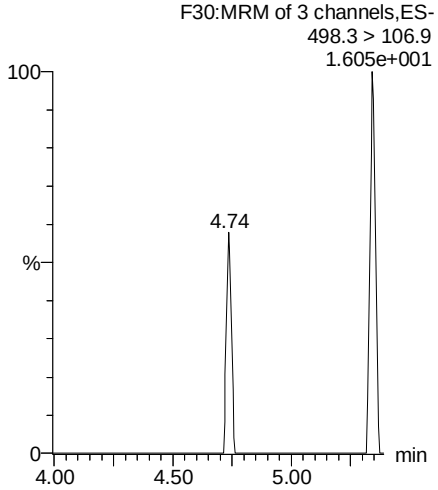

13C5-PFHxA

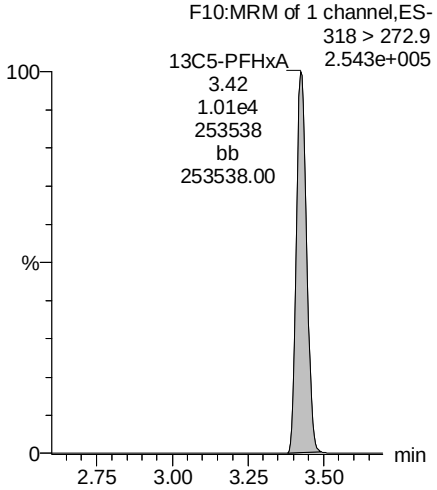

13C2-PFDoA

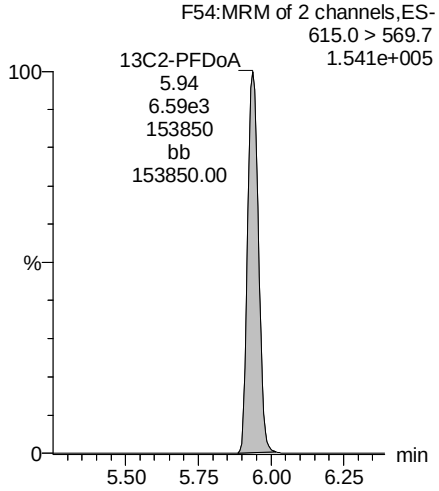

13C2-PFTeDA

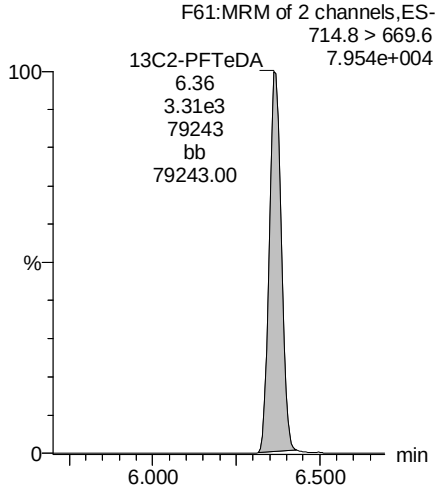

13C8-PFOS

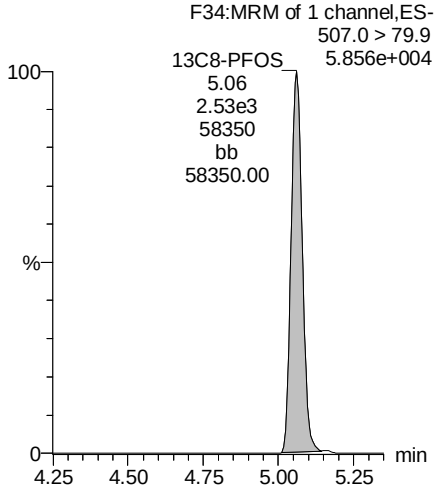

13C8-PFOA

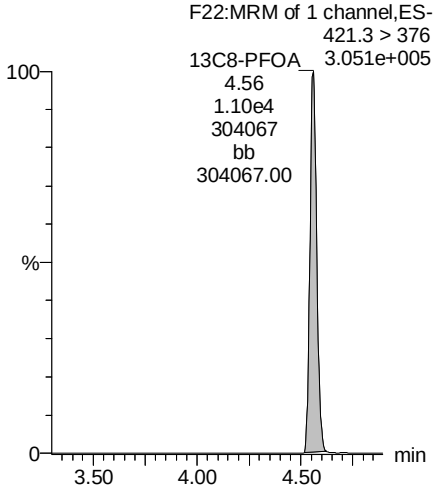

MSF 2/3/18

Vista Analytical Laboratory

Rev'd: MM 2/7/2018

Dataset: Z:\Projects\PFAS.PRO\Results\180201M2\180201M2-28.qld

Last Altered: Saturday, February 03, 2018 13:26:16 Pacific Standard Time
Printed: Saturday, February 03, 2018 13:27:31 Pacific Standard Time

Name: 180201M2_28, Date: 01-Feb-2018, Time: 16:20:57, ID: 1800153-06 FT-TW507-1924-FRB 0.25367, Description: FT-TW507-1924-FRB

13C3-PFHxS

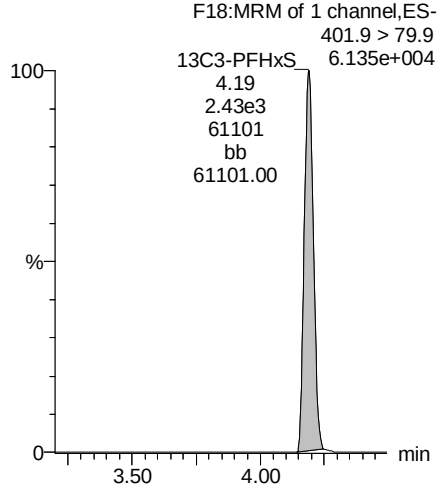

13C9-PFNA

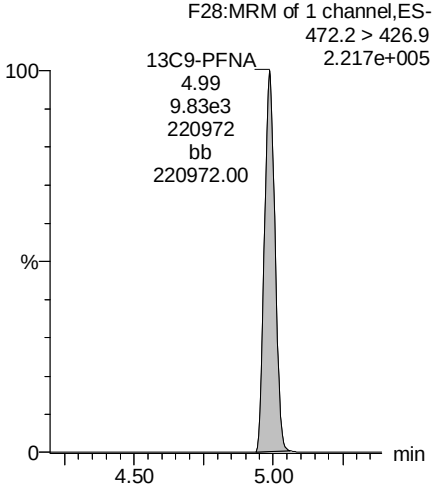

13C4-PFOS

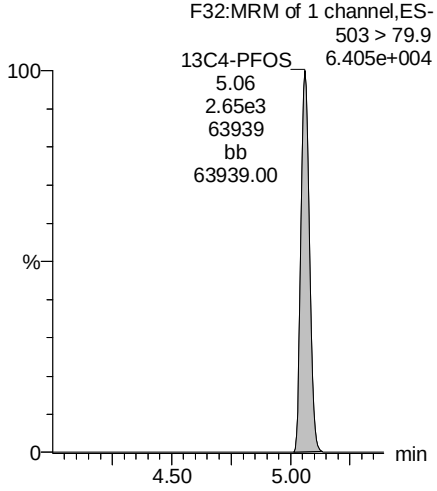

13C6-PFDA

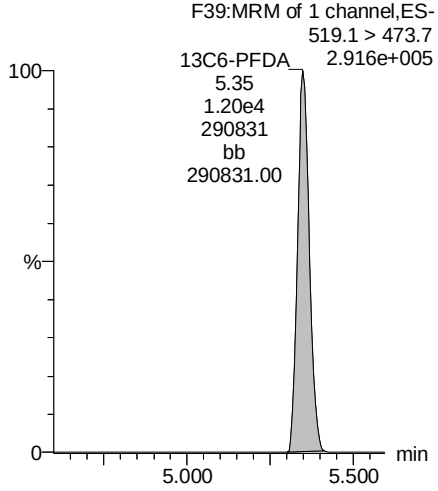

13C7-PFUdA

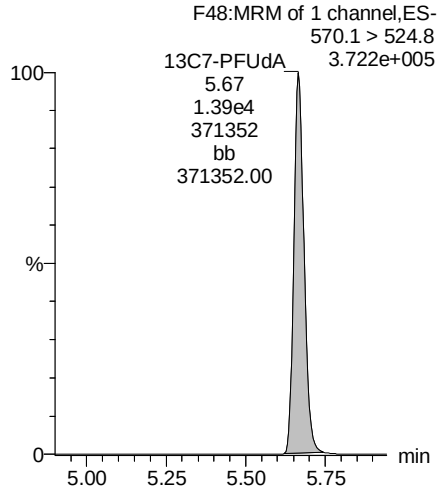

MSF 2/3/18

Vista Analytical Laboratory

Rev'd: MM 2/7/2018

Dataset: Z:\Projects\PFAS.PRO\Results\180201M2\180201M2-29.qld

Last Altered: Saturday, February 03, 2018 13:29:56 Pacific Standard Time
Printed: Saturday, February 03, 2018 13:30:38 Pacific Standard Time

Method: Z:\Projects\PFAS.PRO\MethDB\PFAS_FULL_80C_020118.mdb 03 Feb 2018 12:08:27
Calibration: Z:\Projects\PFAS.PRO\CurveDB\C18_VAL-PFAS_Q4_02-01-18-FULL.cdb 02 Feb 2018 08:56:36

Name: 180201M2_29, Date: 01-Feb-2018, Time: 16:32:26, ID: 1800153-07 FT-EB01-20180116 0.25433, Description: FT-EB01-20180116

	#	Name	Trace	Area	IS Area	Wt./Vol.	RRF	Pred.RT	RT	y Axis Resp.	Conc.	%Rec
1	3	PFBS	299.0 > 79.7		1.24e3	0.254		2.98				
2	5	PFHxA	313.2 > 268.9		2.70e3	0.254		3.48				
3	7	PFHpA	363.0 > 318.9		6.79e3	0.254		4.10				
4	8	L-PFHxS	398.9 > 79.6		8.24e2	0.254		4.24				
5	11	L-PFOA	413 > 368.7		9.56e3	0.254		4.61				
6	14	PFNA	463.0 > 418.8	1.02e2	7.83e3	0.254		5.04	4.98	0.163	0.0727	
7	16	L-PFOS	499 > 79.9		2.98e3	0.254		5.11				
8	18	PFDA	513 > 468.8	4.10e1	8.18e3	0.254		5.40	5.33	0.0626		
9	21	N-MeFOSAA	570.1 > 419		3.16e3	0.254		5.55				
10	22	N-EtFOSAA	584.2 > 419		3.92e3	0.254		5.70				
11	23	PFUdA	563.0 > 518.9	3.04e2	9.10e3	0.254		5.72	5.67	0.418	1.3392	

MSF 2/3/18

Vista Analytical Laboratory

Rev'd: MM 2/7/2018

Dataset: Z:\Projects\PFAS.PRO\Results\180201M2\180201M2-29.qld

Last Altered: Saturday, February 03, 2018 13:29:56 Pacific Standard Time
Printed: Saturday, February 03, 2018 13:31:07 Pacific Standard Time

Method: Z:\Projects\PFAS.PRO\MethDB\PFAS_FULL_80C_020118.mdb 03 Feb 2018 12:08:27
Calibration: Z:\Projects\PFAS.PRO\CurveDB\C18_VAL-PFAS_Q4_02-01-18-FULL.cdb 02 Feb 2018 08:56:36

Name: 180201M2_29, Date: 01-Feb-2018, Time: 16:32:26, ID: 1800153-07 FT-EB01-20180116 0.25433, Description: FT-EB01-20180116

	#	Name	Trace	Area	IS Area	Wt./Vol.	RRF	Pred.RT	RT	y Axis Resp.	Conc.	%Rec
1	25	PFDoA	612.9 > 569.0		7.33e3	0.254		5.99				
2	27	PFTrDA	662.9 > 618.9		3.60e3	0.254		6.22				
3	28	PFTeDA	712.9 > 668.8		3.60e3	0.254		6.41				
4	36	13C3-PFBS	302. > 98.8	1.24e3	1.06e4	0.254	0.120	2.98	2.91	1.46	47.6612	97.0
5	37	13C2-PFHxA	315 > 269.8	2.70e3	1.06e4	0.254	0.700	3.48	3.41	3.18	17.8578	90.8
6	38	13C4-PFHpA	367.2 > 321.8	6.79e3	1.06e4	0.254	0.693	4.10	4.03	8.00	45.3992	92.4
7	39	18O2-PFHxS	403.0 > 102.6	8.24e2	2.44e3	0.254	0.343	4.24	4.18	4.22	48.4134	98.5
8	40	13C2-6:2 FTS	429.1 > 408.9	2.57e3	9.00e3	0.254	0.262	4.56	4.49	3.56	53.4536	108.8
9	41	13C2-PFOA	414.9 > 369.7	9.56e3	9.00e3	0.254	1.064	4.61	4.54	13.3	49.1119	99.9
10	42	13C5-PFNA	468.2 > 422.9	7.83e3	1.05e4	0.254	0.949	5.04	4.98	9.28	38.4784	78.3
11	43	13C8-PFOSA	506.1 > 77.7	1.69e3	1.26e4	0.254	0.211	5.09	5.03	1.67	31.0020	63.1
12	44	13C8-PFOS	507.0 > 79.9	2.98e3	2.76e3	0.254	1.014	5.11	5.06	13.5	52.2509	106.3
13	45	13C2-PFDA	515.1 > 469.9	8.18e3	7.22e3	0.254	1.099	5.40	5.34	14.2	50.6812	103.1
14	46	13C2-8:2 FTS	529.1 > 508.7	1.77e3	1.06e4	0.254	0.194	5.38	5.32	2.09	42.2573	86.0
15	47	d3-N-MeFOSAA	573.3 > 419	3.16e3	1.26e4	0.254	0.381	5.55	5.49	3.12	32.1718	65.5
16	48	d5-N-EtFOSAA	589.3 > 419	3.92e3	1.26e4	0.254	0.430	5.70	5.64	3.88	35.4932	72.2
17	49	13C2-PFUdA	565 > 519.8	9.10e3	1.26e4	0.254	0.966	5.72	5.67	9.00	36.6437	74.6
18	50	13C2-PFDoA	615.0 > 569.7	7.33e3	1.26e4	0.254	0.767	5.99	5.94	7.24	37.1336	75.6
19	52	13C2-PFTeDA	714.8 > 669.6	3.60e3	1.26e4	0.254	0.413	6.41	6.38	3.56	33.8372	68.8
20	57	13C4-PFBA	217. > 171.8	8.72e3	8.72e3	0.254	1.000	1.73	1.66	12.5	49.1487	100.0
21	58	13C5-PFHxA	318 > 272.9	1.06e4	1.06e4	0.254	1.000	3.48	3.41	12.5	49.1487	100.0
22	59	13C3-PFHxS	401.9 > 79.9	2.44e3	2.44e3	0.254	1.000	4.24	4.17	12.5	49.1487	100.0
23	60	13C8-PFOA	421.3 > 376	9.00e3	9.00e3	0.254	1.000	4.61	4.54	12.5	49.1487	100.0
24	61	13C9-PFNA	472.2 > 426.9	1.05e4	1.05e4	0.254	1.000	5.04	4.97	12.5	49.1487	100.0
25	62	13C4-PFOS	503 > 79.9	2.76e3	2.76e3	0.254	1.000	5.11	5.05	12.5	49.1487	100.0
26	63	13C6-PFDA	519.1 > 473.7	7.22e3	7.22e3	0.254	1.000	5.40	5.34	12.5	49.1487	100.0
27	64	13C7-PFUdA	570.1 > 524.8	1.26e4	1.26e4	0.254	1.000	5.72	5.66	12.5	49.1487	100.0
28	65	Total PFHxS	398.9 > 79.6	0.00e0	8.24e2	0.254		4.24		0.000		
29	66	Total PFOA	413 > 368.7	0.00e0	9.56e3	0.254		4.61		0.000		
30	67	Total PFOS	499 > 79.9	0.00e0	2.98e3	0.254		5.11		0.000		
31	68	Total N-MeFOSAA	570.1 > 419	0.00e0	3.16e3	0.254		5.55		0.000		
32	69	Total N-EtFOSAA	584.2 > 419	0.00e0	3.92e3	0.254		5.70		0.000		

MSF 2/3/18

Vista Analytical Laboratory

Rev'd: MM 2/7/2018

Dataset: Z:\Projects\PFAS.PRO\Results\180201M2\180201M2-29.qld

Last Altered: Saturday, February 03, 2018 13:29:56 Pacific Standard Time
Printed: Saturday, February 03, 2018 13:31:07 Pacific Standard Time

Method: Z:\Projects\PFAS.PRO\MethDB\PFAS_FULL_80C_020118.mdb 03 Feb 2018 12:08:27
Calibration: Z:\Projects\PFAS.PRO\CurveDB\C18_VAL-PFAS_Q4_02-01-18-FULL.cdb 02 Feb 2018 08:56:36

Name: 180201M2_29, Date: 01-Feb-2018, Time: 16:32:26, ID: 1800153-07 FT-EB01-20180116 0.25433, Description: FT-EB01-20180116

PFBS

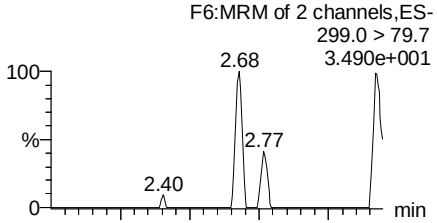

PFHxA

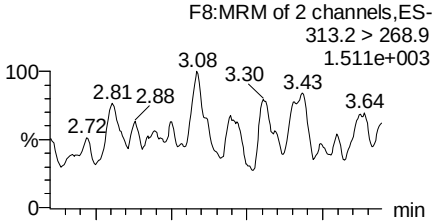

PFHpA

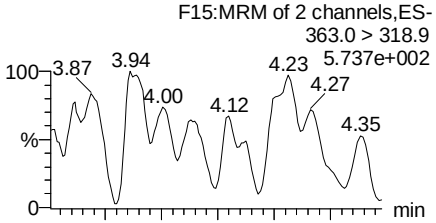

Total PFHxS

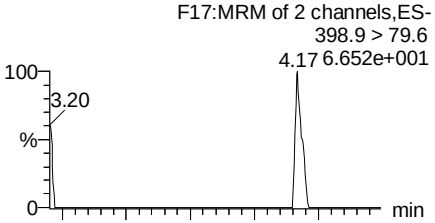

13C3-PFBS

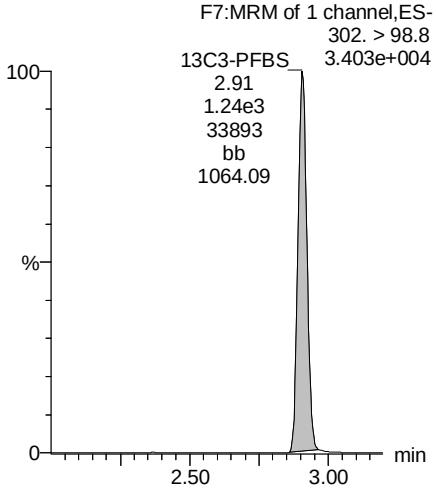

13C2-PFHxA

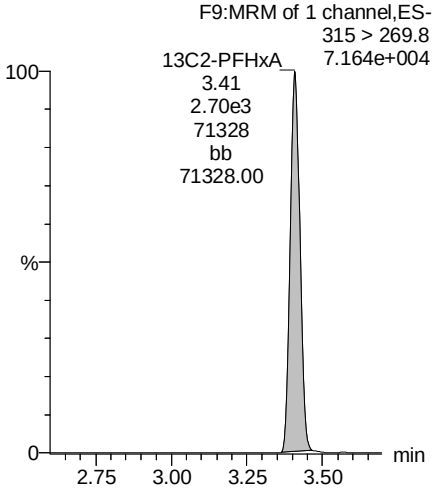

13C4-PFHpA

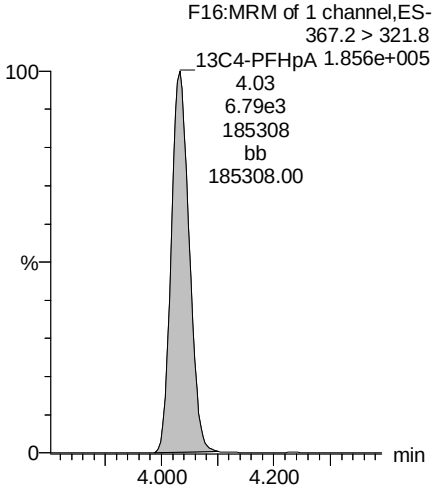

18O2-PFHxS

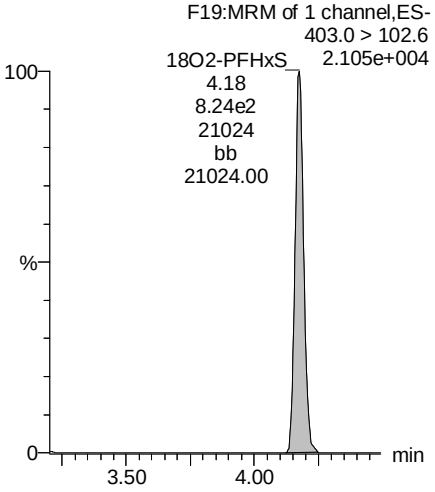

MSF 2/3/18

Rev'd: MM 2/7/2018

Dataset: Z:\Projects\PFAS.PRO\Results\180201M2\180201M2-29.qld

Last Altered: Saturday, February 03, 2018 13:29:56 Pacific Standard Time
Printed: Saturday, February 03, 2018 13:31:07 Pacific Standard Time

Name: 180201M2_29, Date: 01-Feb-2018, Time: 16:32:26, ID: 1800153-07 FT-EB01-20180116 0.25433, Description: FT-EB01-20180116

Total PFOA

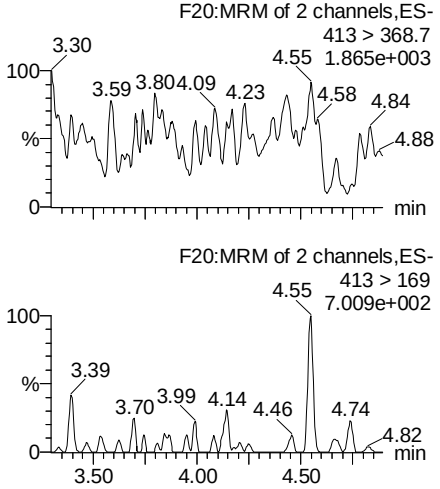

PFNA

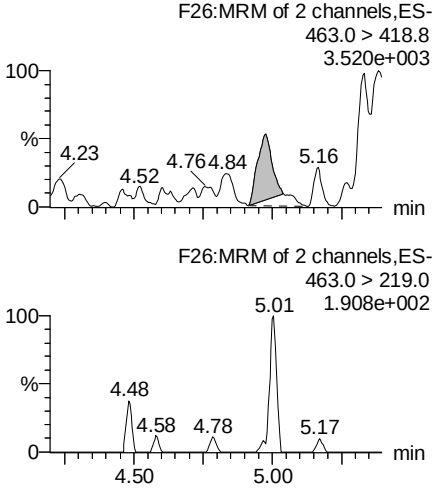

Total PFOS

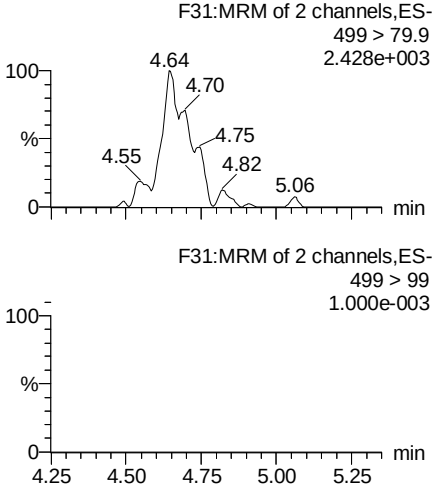

PFDA

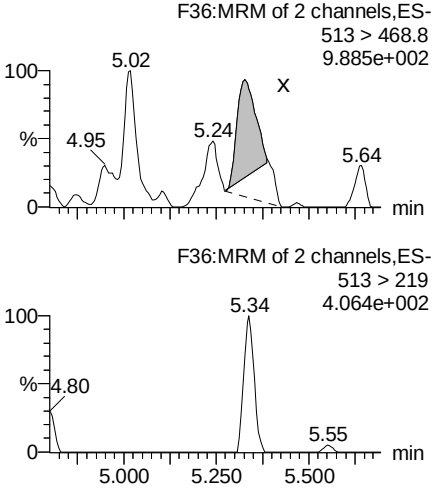

13C2-PFOA

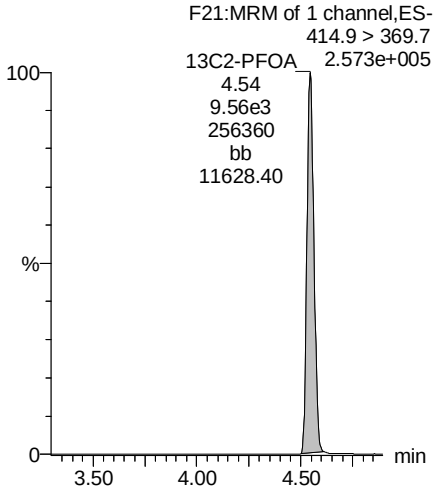

13C5-PFNA

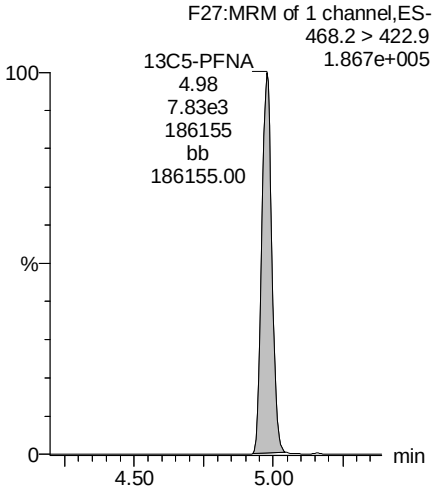

13C8-PFOS

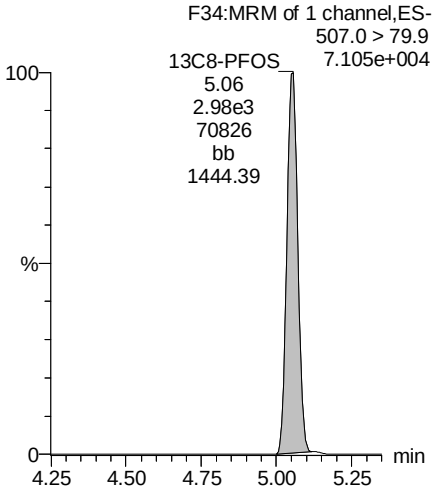

13C2-PFDA

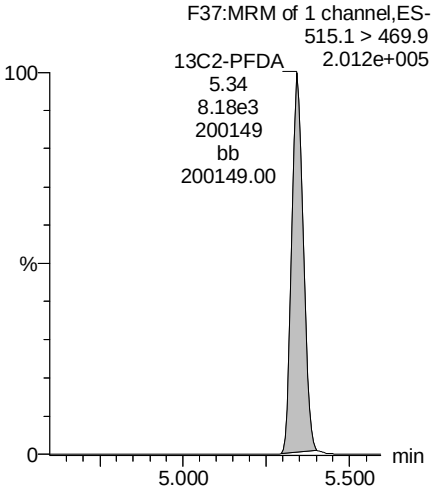

MSF 2/3/18

Vista Analytical Laboratory

Rev'd: MM 2/7/2018

Dataset: Z:\Projects\PFAS.PRO\Results\180201M2\180201M2-29.qld

Last Altered: Saturday, February 03, 2018 13:29:56 Pacific Standard Time
Printed: Saturday, February 03, 2018 13:31:07 Pacific Standard Time

Name: 180201M2_29, Date: 01-Feb-2018, Time: 16:32:26, ID: 1800153-07 FT-EB01-20180116 0.25433, Description: FT-EB01-20180116

PFUdA

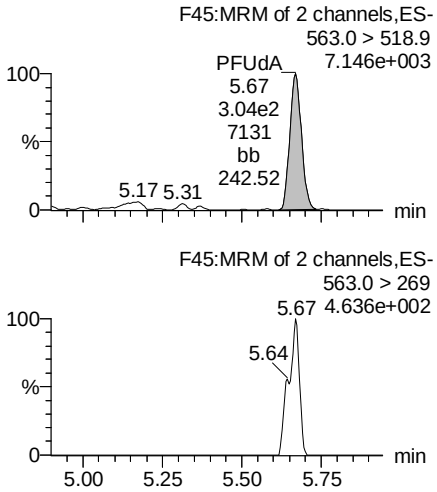

N-MeFOSAA

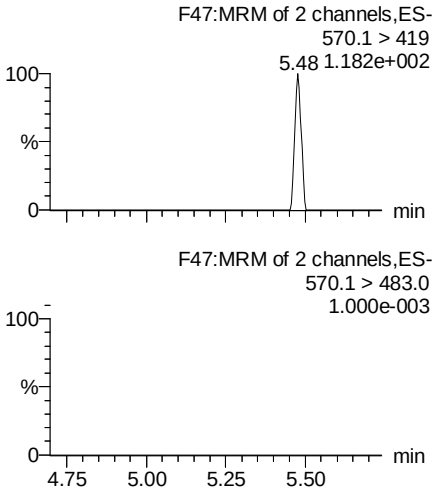

N-EtFOSAA

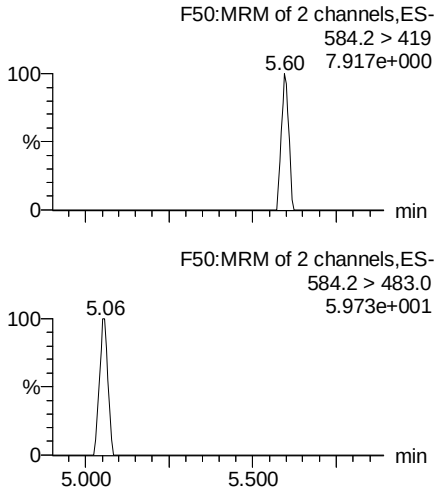

PFDoA

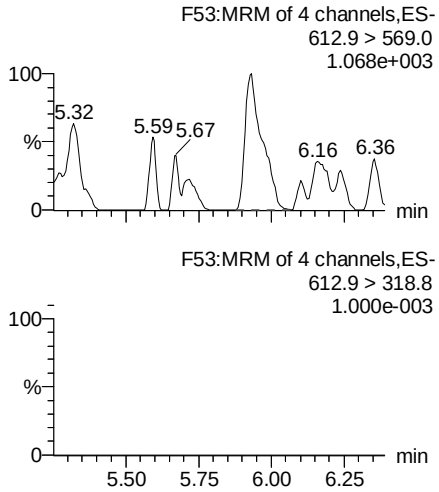

13C2-PFUdA

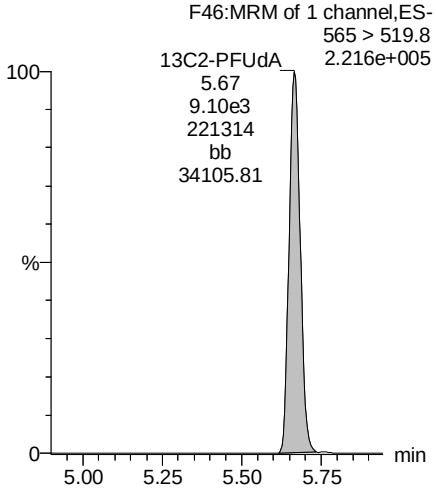

d3-N-MeFOSAA

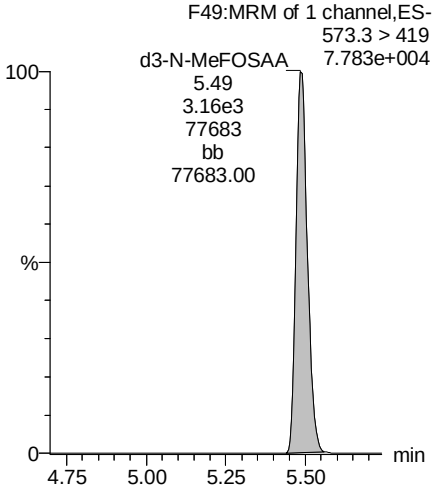

d5-N-EtFOSAA

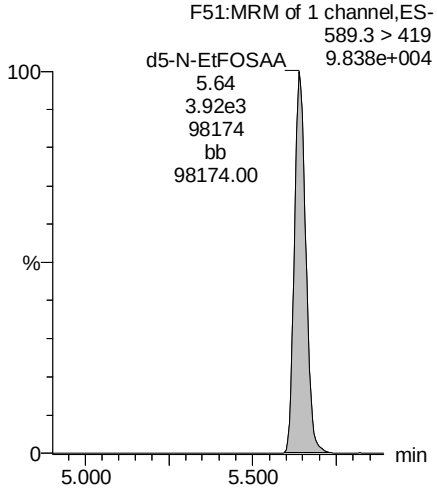

13C2-PFDoA

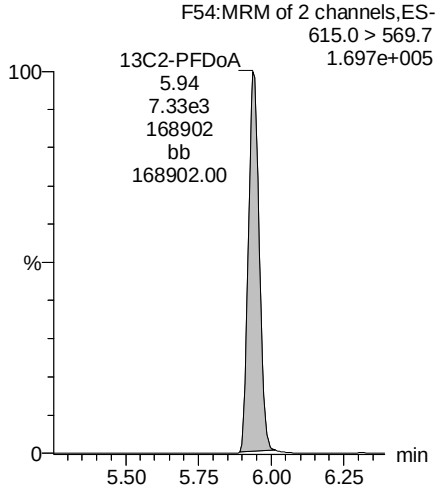

MSF 2/3/18

Vista Analytical Laboratory

Rev'd: MM 2/7/2018

Dataset: Z:\Projects\PFAS.PRO\Results\180201M2\180201M2-29.qld

Last Altered: Saturday, February 03, 2018 13:29:56 Pacific Standard Time
Printed: Saturday, February 03, 2018 13:31:07 Pacific Standard Time

Name: 180201M2_29, Date: 01-Feb-2018, Time: 16:32:26, ID: 1800153-07 FT-EB01-20180116 0.25433, Description: FT-EB01-20180116

PFTrDA

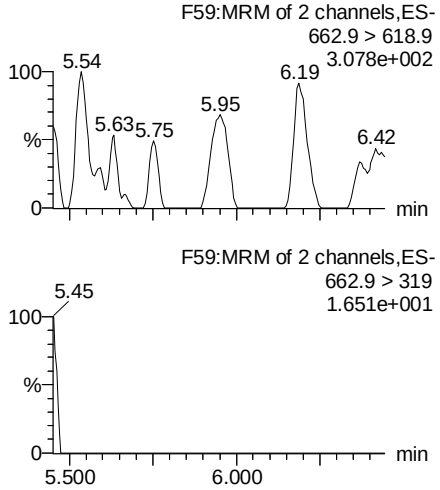

PFTeDA

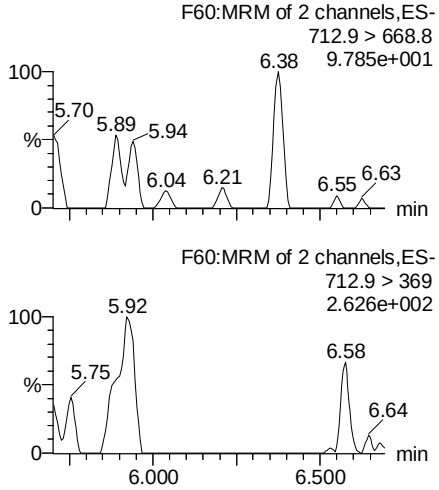

TCDA

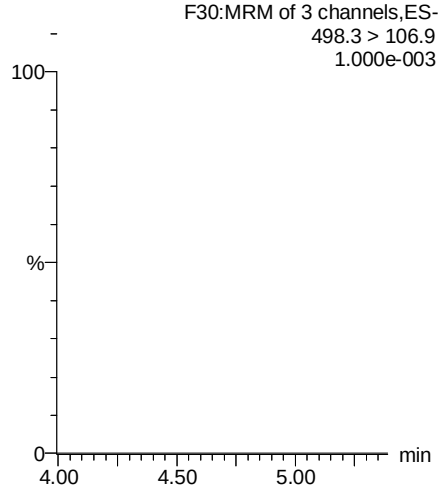

13C5-PFHxA

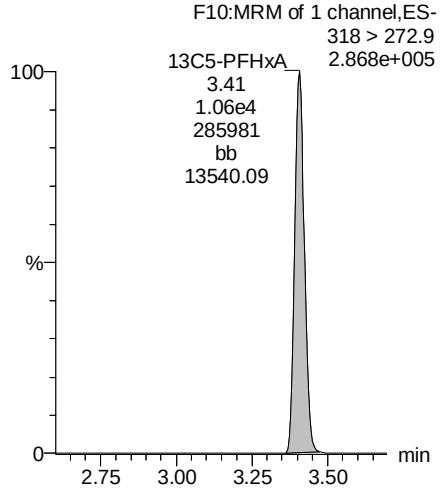

13C2-PFDoA

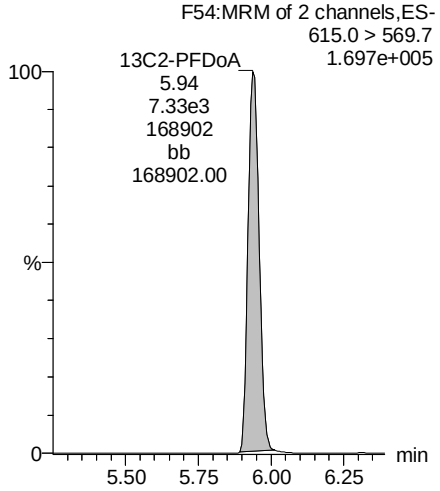

13C2-PFTeDA

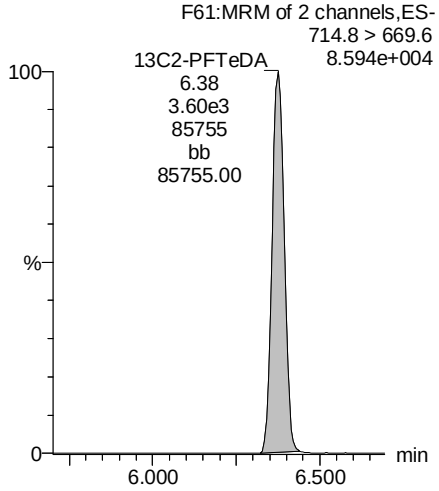

13C8-PFOS

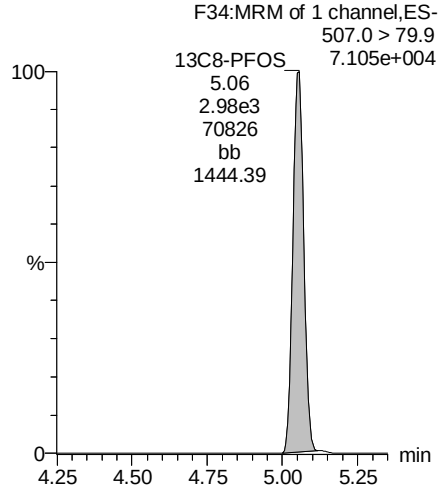

13C8-PFOA

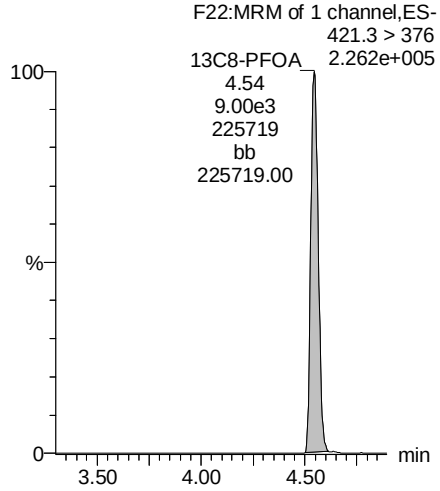

MSF 2/3/18

Vista Analytical Laboratory

Rev'd: MM 2/7/2018

Dataset: Z:\Projects\PFAS.PRO\Results\180201M2\180201M2-29.qld

Last Altered: Saturday, February 03, 2018 13:29:56 Pacific Standard Time
Printed: Saturday, February 03, 2018 13:31:07 Pacific Standard Time

Name: 180201M2_29, Date: 01-Feb-2018, Time: 16:32:26, ID: 1800153-07 FT-EB01-20180116 0.25433, Description: FT-EB01-20180116

13C3-PFHxS

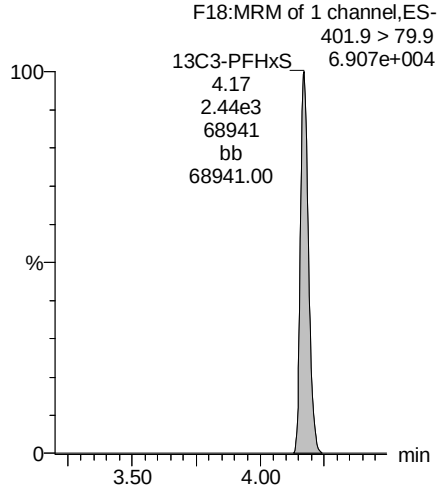

13C9-PFNA

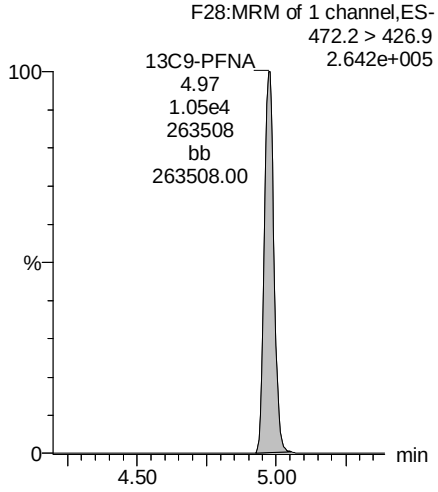

13C4-PFOS

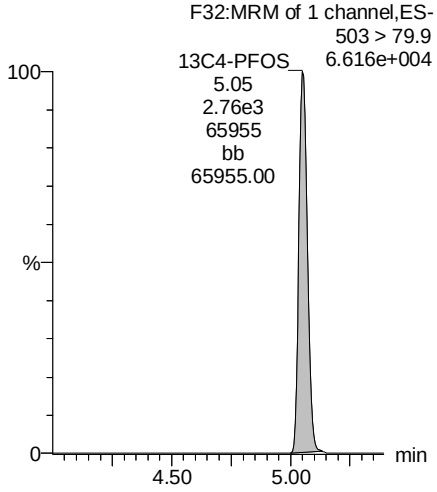

13C6-PFDA

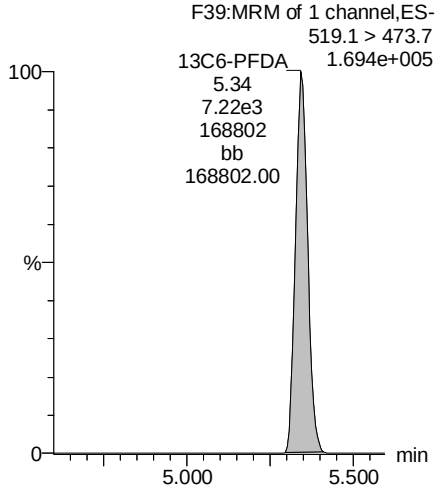

13C7-PFUdA

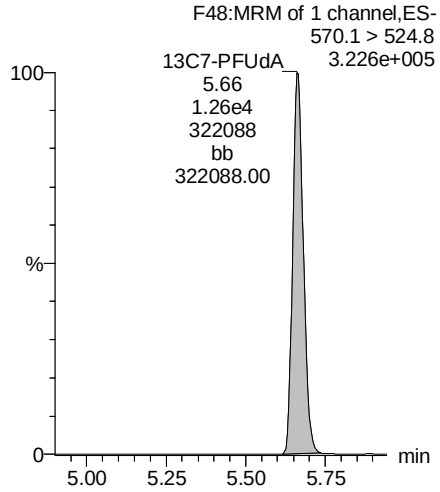

MSF 2/3/18

Vista Analytical Laboratory

Rev'd: MM 2/8/2018

Dataset: Z:\Projects\PFAS.PRO\Results\180201M2\180201M2-30.qld

Last Altered: Thursday, February 08, 2018 10:50:25 Pacific Standard Time
Printed: Thursday, February 08, 2018 10:51:06 Pacific Standard Time

Method: Z:\Projects\PFAS.PRO\MethDB\PFAS_FULL_80C_020118.mdb 03 Feb 2018 12:08:27
Calibration: Z:\Projects\PFAS.PRO\CurveDB\C18_VAL-PFAS_Q4_02-01-18-FULL.cdb 02 Feb 2018 08:56:36

Name: 180201M2_30, Date: 01-Feb-2018, Time: 16:43:47, ID: 1800153-08 FT-EB02-20180117 0.25791, Description: FT-EB02-20180117

	#	Name	Trace	Area	IS Area	Wt./Vol.	RRF	Pred.RT	RT	y Axis Resp.	Conc.	%Rec
1	3	PFBS	299.0 > 79.7	2.41e0	1.24e3	0.258		2.98	2.90	0.0242		
2	5	PFHxA	313.2 > 268.9		2.57e3	0.258		3.48				
3	7	PFHpA	363.0 > 318.9		7.41e3	0.258		4.10				
4	8	L-PFHxS	398.9 > 79.6	9.87e0	9.60e2	0.258		4.24	4.17	0.129	0.0695	
5	11	L-PFOA	413 > 368.7	1.06e2	1.06e4	0.258		4.61	4.54	0.125	0.2697	
6	14	PFNA	463.0 > 418.8	8.76e1	9.38e3	0.258		5.04	4.98	0.117		
7	16	L-PFOS	499 > 79.9	1.35e1	2.67e3	0.258		5.11	5.05	0.0633	0.2038	
8	18	PFDA	513 > 468.8		8.32e3	0.258		5.40				
9	21	N-MeFOSAA	570.1 > 419	7.29e-1	3.57e3	0.258		5.55	5.49	0.00255	0.2106	
10	22	N-EtFOSAA	584.2 > 419		3.96e3	0.258		5.70				
11	23	PFUdA	563.0 > 518.9	1.54e1	1.06e4	0.258		5.72	5.67	0.0181		

GM for MSF 2/8/2018

Vista Analytical Laboratory

Rev'd: MM 2/8/2018

Dataset: Z:\Projects\PFAS.PRO\Results\180201M2\180201M2-30.qld

Last Altered: Thursday, February 08, 2018 10:50:25 Pacific Standard Time
Printed: Thursday, February 08, 2018 10:51:17 Pacific Standard Time

Method: Z:\Projects\PFAS.PRO\MethDB\PFAS_FULL_80C_020118.mdb 03 Feb 2018 12:08:27
Calibration: Z:\Projects\PFAS.PRO\CurveDB\C18_VAL-PFAS_Q4_02-01-18-FULL.cdb 02 Feb 2018 08:56:36

Name: 180201M2_30, Date: 01-Feb-2018, Time: 16:43:47, ID: 1800153-08 FT-EB02-20180117 0.25791, Description: FT-EB02-20180117

	#	Name	Trace	Area	IS Area	Wt./Vol.	RRF	Pred.RT	RT	y Axis Resp.	Conc.	%Rec
1	25	PFDoA	612.9 > 569.0		7.42e3	0.258		5.99				
2	27	PFTrDA	662.9 > 618.9		3.63e3	0.258		6.22				
3	28	PFTeDA	712.9 > 668.8		3.63e3	0.258		6.41				
4	36	13C3-PFBS	302. > 98.8	1.24e3	1.03e4	0.258	0.120	2.98	2.90	1.50	48.4771	100.0
5	37	13C2-PFHxA	315 > 269.8	2.57e3	1.03e4	0.258	0.700	3.48	3.40	3.11	17.2154	88.8
6	38	13C4-PFHpA	367.2 > 321.8	7.41e3	1.03e4	0.258	0.693	4.10	4.03	8.96	50.1499	103.5
7	39	18O2-PFHxS	403.0 > 102.6	9.60e2	2.72e3	0.258	0.343	4.24	4.17	4.41	49.9539	103.1
8	40	13C2-6:2 FTS	429.1 > 408.9	2.59e3	1.09e4	0.258	0.262	4.56	4.49	2.98	44.0597	90.9
9	41	13C2-PFOA	414.9 > 369.7	1.06e4	1.09e4	0.258	1.064	4.61	4.54	12.2	44.4530	91.7
10	42	13C5-PFNA	468.2 > 422.9	9.38e3	1.01e4	0.258	0.949	5.04	4.97	11.6	47.2999	97.6
11	43	13C8-PFOSA	506.1 > 77.7	1.61e3	1.18e4	0.258	0.211	5.09	5.03	1.70	31.2404	64.5
12	44	13C8-PFOS	507.0 > 79.9	2.67e3	2.65e3	0.258	1.014	5.11	5.05	12.6	48.0808	99.2
13	45	13C2-PFDA	515.1 > 469.9	8.32e3	9.04e3	0.258	1.099	5.40	5.34	11.5	40.6225	83.8
14	46	13C2-8:2 FTS	529.1 > 508.7	1.82e3	1.03e4	0.258	0.194	5.38	5.32	2.20	43.9901	90.8
15	47	d3-N-MeFOSAA	573.3 > 419	3.57e3	1.18e4	0.258	0.381	5.55	5.49	3.76	38.2661	79.0
16	48	d5-N-EtFOSAA	589.3 > 419	3.96e3	1.18e4	0.258	0.430	5.70	5.64	4.18	37.7131	77.8
17	49	13C2-PFUdA	565 > 519.8	1.06e4	1.18e4	0.258	0.966	5.72	5.66	11.2	44.9105	92.7
18	50	13C2-PFDoA	615.0 > 569.7	7.42e3	1.18e4	0.258	0.767	5.99	5.94	7.83	39.5803	81.7
19	52	13C2-PFTeDA	714.8 > 669.6	3.63e3	1.18e4	0.258	0.413	6.41	6.37	3.83	35.9500	74.2
20	57	13C4-PFBA	217. > 171.8	8.70e3	8.70e3	0.258	1.000	1.73	1.65	12.5	48.4665	100.0
21	58	13C5-PFHxA	318 > 272.9	1.03e4	1.03e4	0.258	1.000	3.48	3.40	12.5	48.4665	100.0
22	59	13C3-PFHxS	401.9 > 79.9	2.72e3	2.72e3	0.258	1.000	4.24	4.17	12.5	48.4665	100.0
23	60	13C8-PFOA	421.3 > 376	1.09e4	1.09e4	0.258	1.000	4.61	4.54	12.5	48.4665	100.0
24	61	13C9-PFNA	472.2 > 426.9	1.01e4	1.01e4	0.258	1.000	5.04	4.97	12.5	48.4665	100.0
25	62	13C4-PFOS	503 > 79.9	2.65e3	2.65e3	0.258	1.000	5.11	5.05	12.5	48.4665	100.0
26	63	13C6-PFDA	519.1 > 473.7	9.04e3	9.04e3	0.258	1.000	5.40	5.34	12.5	48.4665	100.0
27	64	13C7-PFUdA	570.1 > 524.8	1.18e4	1.18e4	0.258	1.000	5.72	5.66	12.5	48.4665	100.0
28	65	Total PFHxS	398.9 > 79.6	9.87e0	9.60e2	0.258		4.24		0.129	0.0695	
29	66	Total PFOA	413 > 368.7	1.06e2	1.06e4	0.258		4.61		0.125	0.2697	
30	67	Total PFOS	499 > 79.9	1.35e1	2.67e3	0.258		5.11		0.0633	0.2038	
31	68	Total N-MeFOSAA	570.1 > 419	7.29e-1	3.57e3	0.258		5.55		0.00255	0.2106	
32	69	Total N-EtFOSAA	584.2 > 419	0.00e0	3.96e3	0.258		5.70		0.000		

GM for MSF 2/8/2018

Vista Analytical Laboratory

Rev'd: MM 2/8/2018

Dataset: Z:\Projects\PFAS.PRO\Results\180201M2\180201M2-30.qld

Last Altered: Thursday, February 08, 2018 10:50:25 Pacific Standard Time
Printed: Thursday, February 08, 2018 10:51:17 Pacific Standard Time

Method: Z:\Projects\PFAS.PRO\MethDB\PFAS_FULL_80C_020118.mdb 03 Feb 2018 12:08:27
Calibration: Z:\Projects\PFAS.PRO\CurveDB\C18_VAL-PFAS_Q4_02-01-18-FULL.cdb 02 Feb 2018 08:56:36

Name: 180201M2_30, Date: 01-Feb-2018, Time: 16:43:47, ID: 1800153-08 FT-EB02-20180117 0.25791, Description: FT-EB02-20180117

PFBS

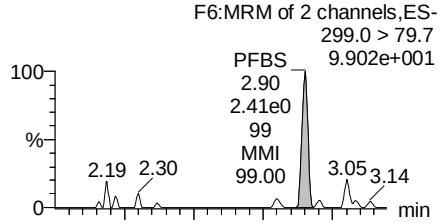

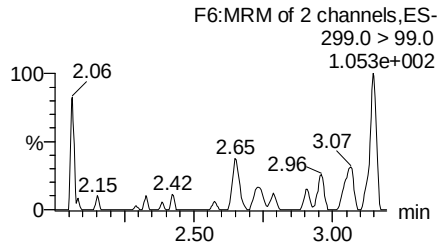

PFHxA

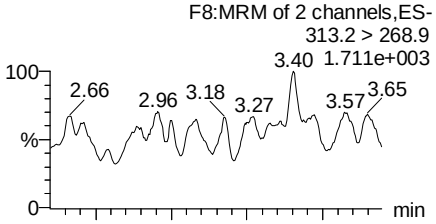

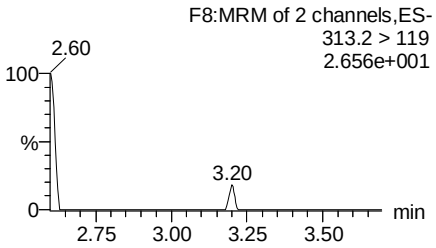

PFHpA

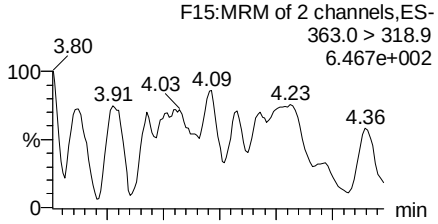

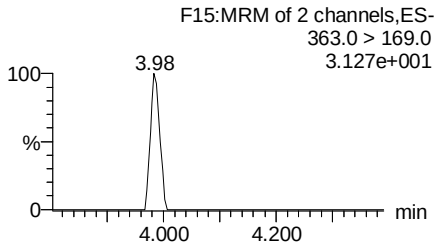

Total PFHxS

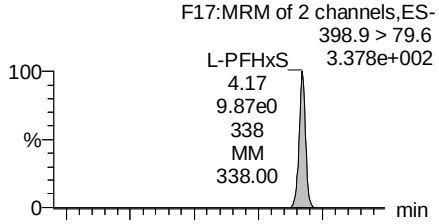

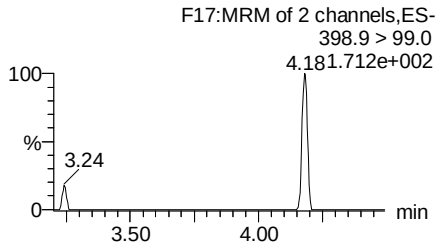

13C3-PFBS

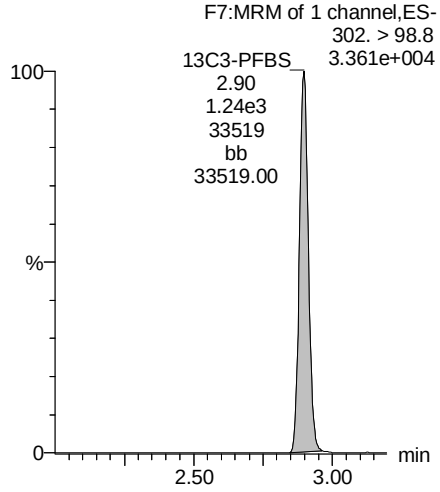

13C2-PFHxA

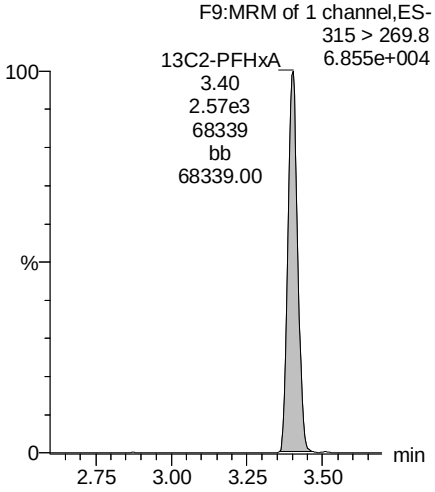

13C4-PFHpA

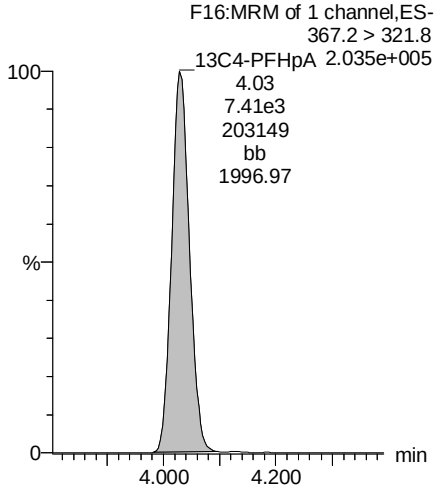

18O2-PFHxS

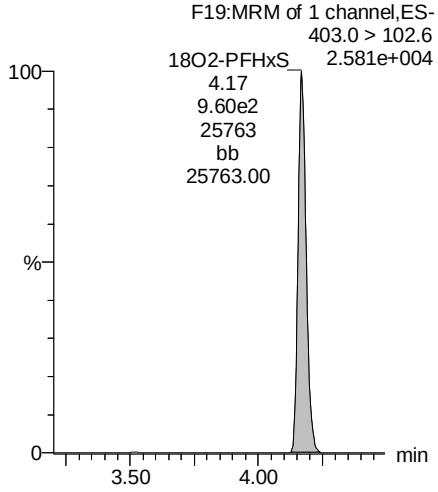

GM for MSF 2/8/2018

Vista Analytical Laboratory

Rev'd: MM 2/8/2018

Dataset: Z:\Projects\PFAS.PRO\Results\180201M2\180201M2-30.qld

Last Altered: Thursday, February 08, 2018 10:50:25 Pacific Standard Time
Printed: Thursday, February 08, 2018 10:51:17 Pacific Standard Time

Name: 180201M2_30, Date: 01-Feb-2018, Time: 16:43:47, ID: 1800153-08 FT-EB02-20180117 0.25791, Description: FT-EB02-20180117

Total PFOA

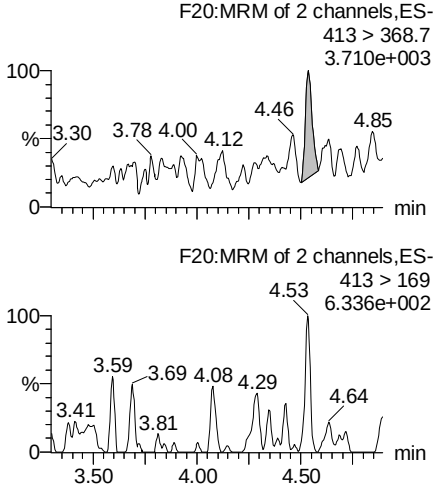

PFNA

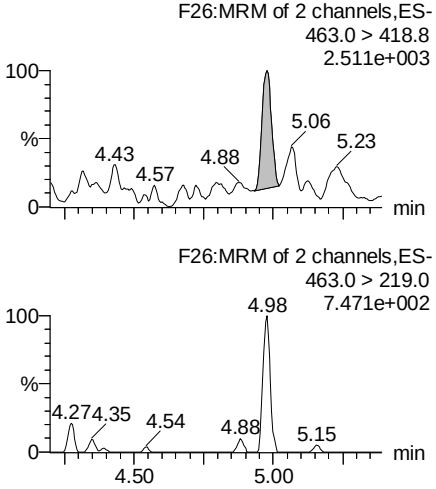

Total PFOS

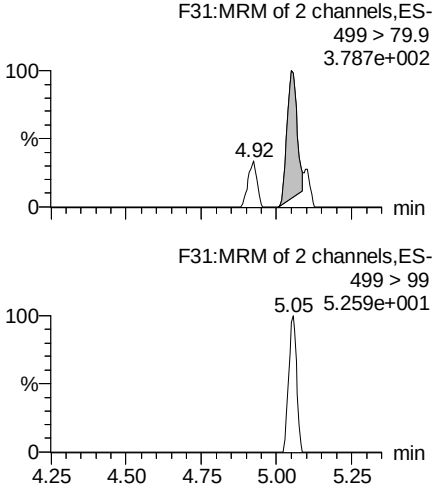

PFDA

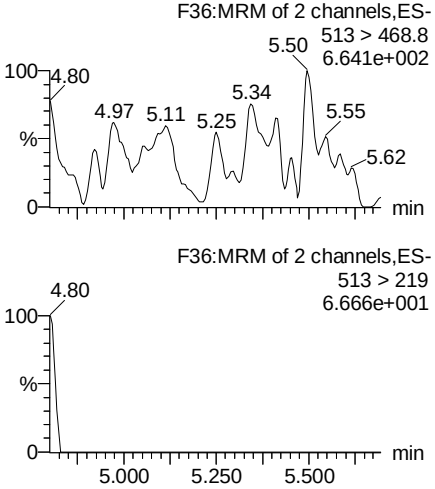

13C2-PFOA

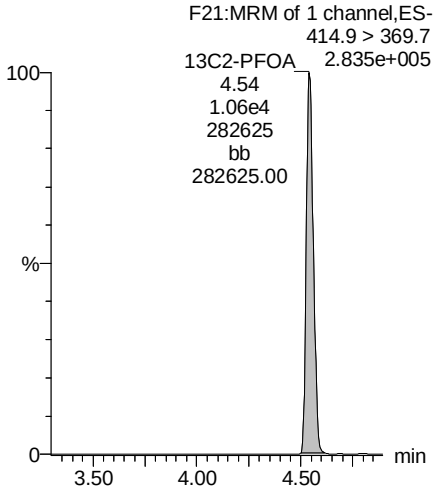

13C5-PFNA

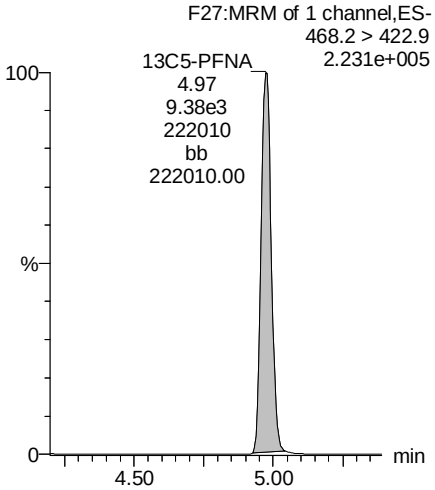

13C8-PFOS

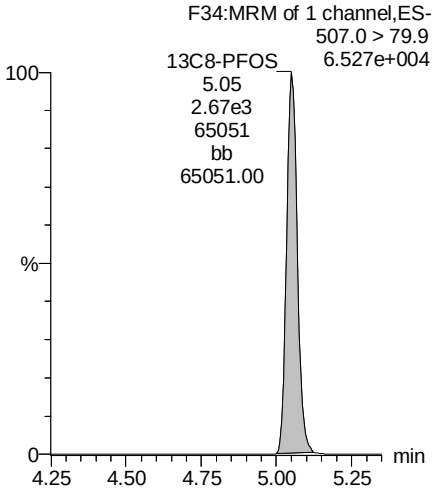

13C2-PFDA

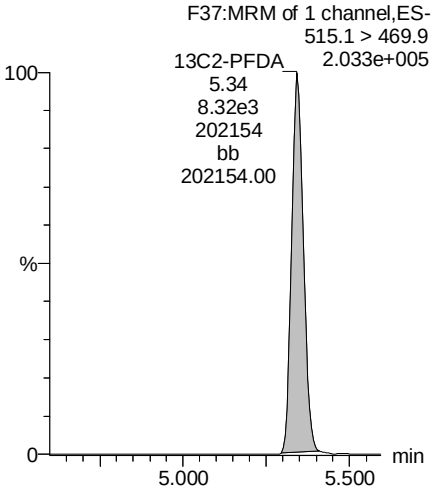

GM for MSF 2/8/2018

Vista Analytical Laboratory

Rev'd: MM 2/8/2018

Dataset: Z:\Projects\PFAS.PRO\Results\180201M2\180201M2-30.qld

Last Altered: Thursday, February 08, 2018 10:50:25 Pacific Standard Time
Printed: Thursday, February 08, 2018 10:51:17 Pacific Standard Time

Name: 180201M2_30, Date: 01-Feb-2018, Time: 16:43:47, ID: 1800153-08 FT-EB02-20180117 0.25791, Description: FT-EB02-20180117

PFUdA

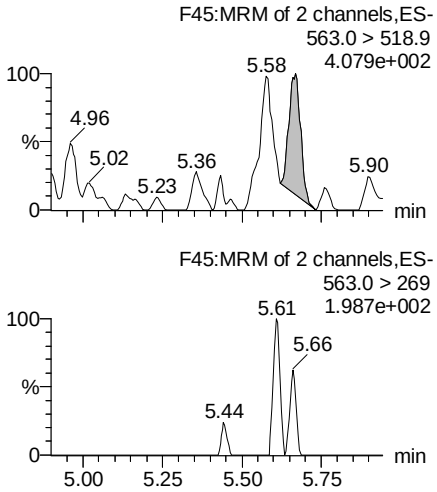

N-MeFOSAA

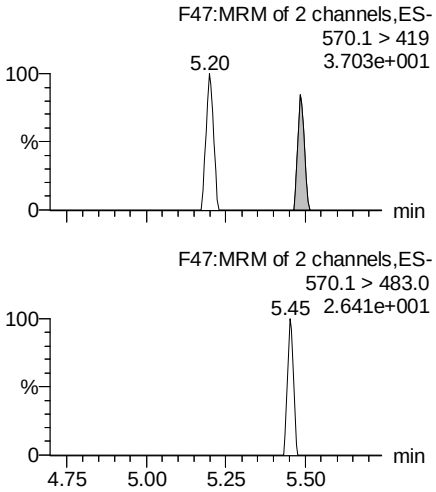

N-EtFOSAA

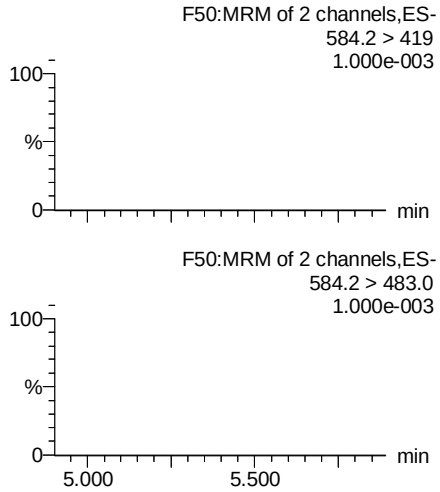

PFDoA

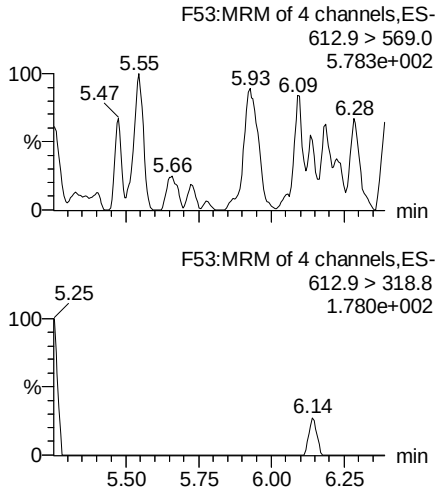

13C2-PFUdA

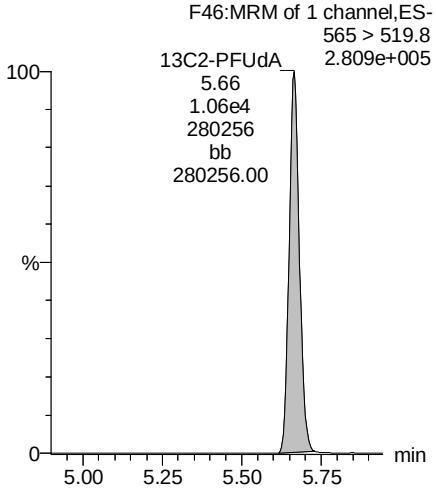

d3-N-MeFOSAA

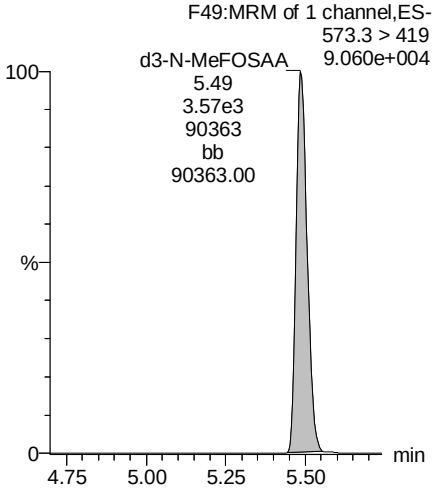

d5-N-EtFOSAA

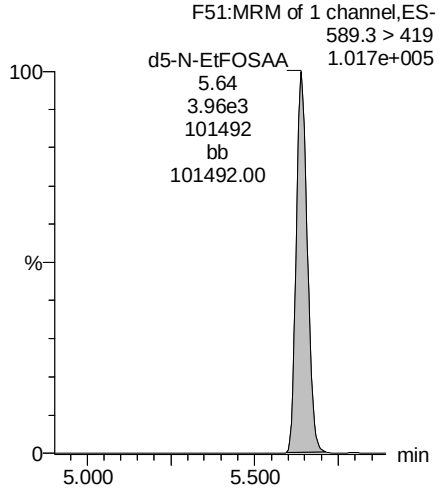

13C2-PFDoA

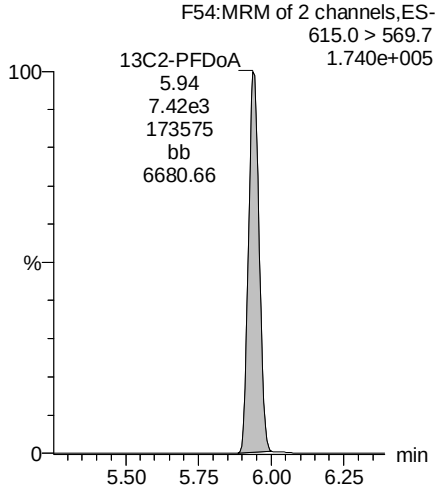

GM for MSF 2/8/2018

Rev'd: MM 2/8/2018

Dataset: Z:\Projects\PFAS.PRO\Results\180201M2\180201M2-30.qld

Last Altered: Thursday, February 08, 2018 10:50:25 Pacific Standard Time
Printed: Thursday, February 08, 2018 10:51:17 Pacific Standard Time

Name: 180201M2_30, Date: 01-Feb-2018, Time: 16:43:47, ID: 1800153-08 FT-EB02-20180117 0.25791, Description: FT-EB02-20180117

PFTrDA

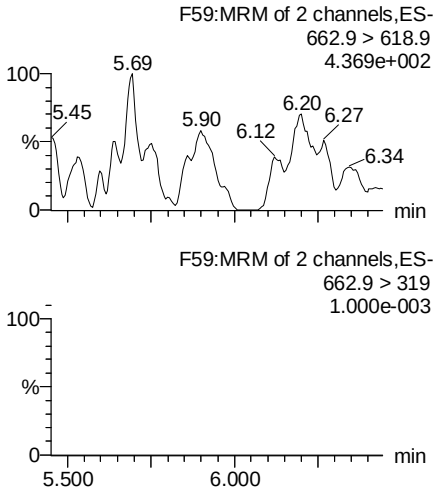

PFTeDA

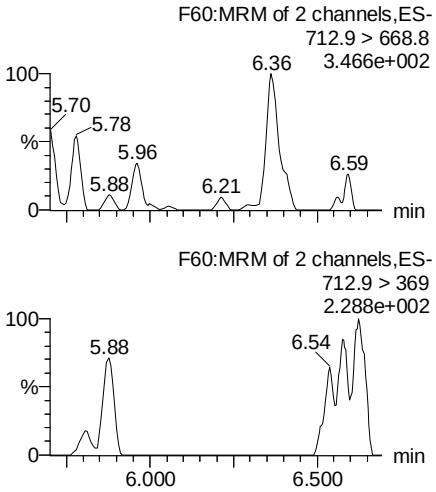

TCDA

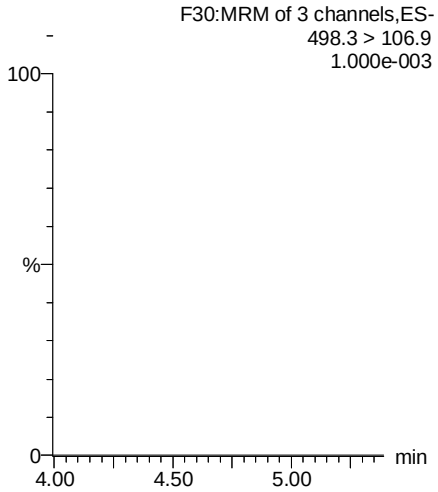

13C5-PFHxA

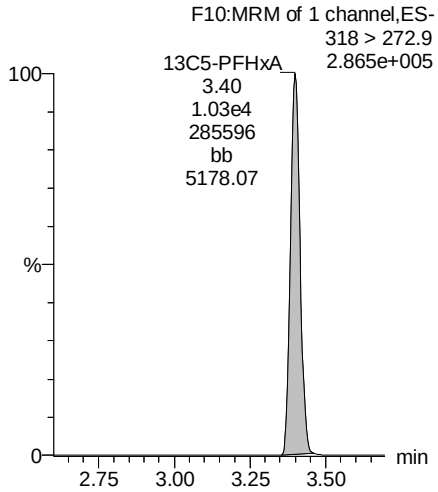

13C2-PFDoA

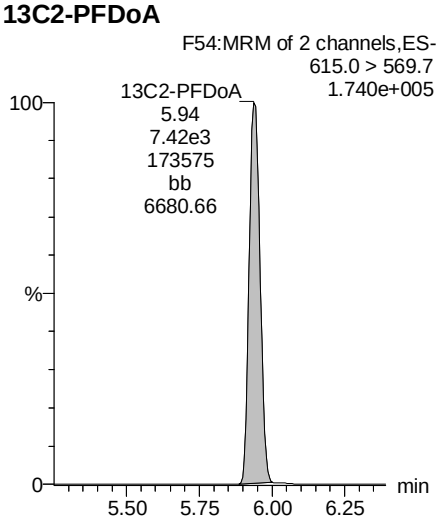

13C2-PFTeDA

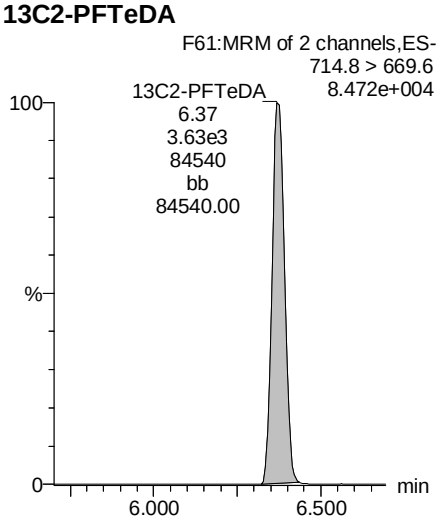

13C8-PFOS

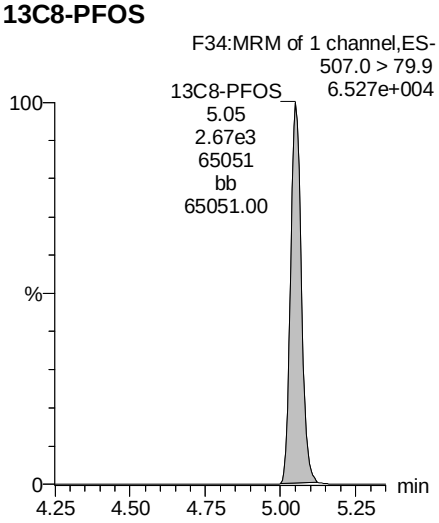

13C8-PFOA

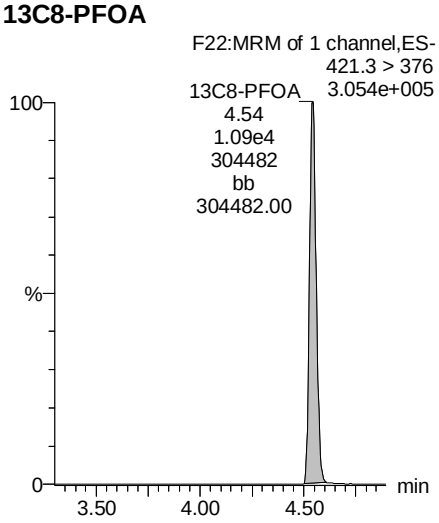

GM for MSF 2/8/2018

Vista Analytical Laboratory

Rev'd: MM 2/8/2018

Dataset: Z:\Projects\PFAS.PRO\Results\180201M2\180201M2-30.qld

Last Altered: Thursday, February 08, 2018 10:50:25 Pacific Standard Time
Printed: Thursday, February 08, 2018 10:51:17 Pacific Standard Time

Name: 180201M2_30, Date: 01-Feb-2018, Time: 16:43:47, ID: 1800153-08 FT-EB02-20180117 0.25791, Description: FT-EB02-20180117

13C3-PFHxS

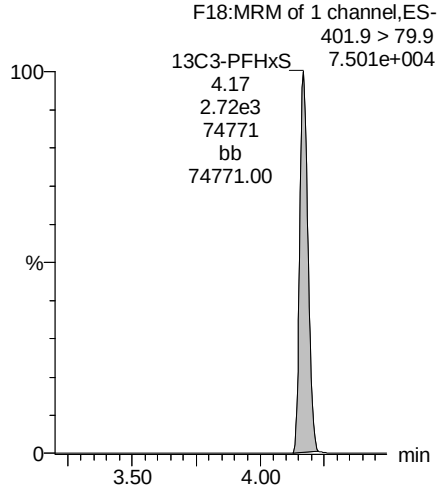

13C9-PFNA

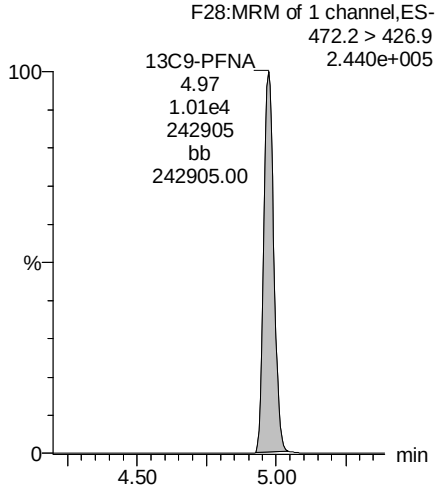

13C4-PFOS

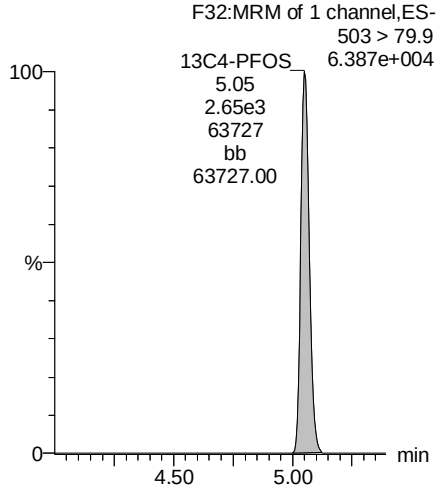

13C6-PFDA

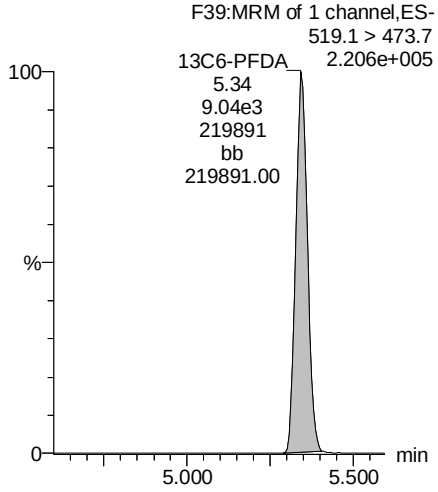

13C7-PFUdA

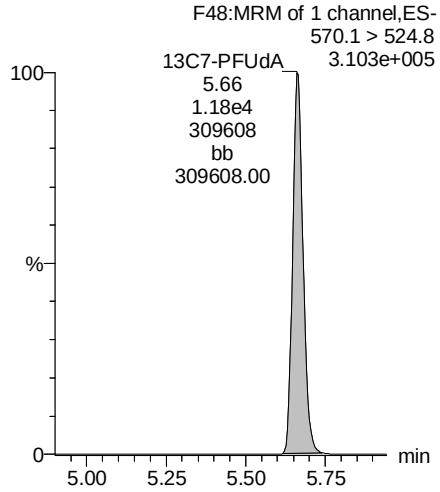

GM for MSF 2/8/2018

Vista Analytical Laboratory

Rev'd: MM 2/7/2018

Dataset: Z:\Projects\PFAS.PRO\Results\180201M2\180201M2-31.qld

Last Altered: Saturday, February 03, 2018 13:37:53 Pacific Standard Time
Printed: Saturday, February 03, 2018 13:38:53 Pacific Standard Time

Method: Z:\Projects\PFAS.PRO\MethDB\PFAS_FULL_80C_020118.mdb 03 Feb 2018 12:08:27
Calibration: Z:\Projects\PFAS.PRO\CurveDB\C18_VAL-PFAS_Q4_02-01-18-FULL.cdb 02 Feb 2018 08:56:36

Name: 180201M2_31, Date: 01-Feb-2018, Time: 16:55:14, ID: 1800153-09 FT-EB03-20180118 0.23434, Description: FT-EB03-20180118

	#	Name	Trace	Area	IS Area	Wt./Vol.	RRF	Pred.RT	RT	y Axis Resp.	Conc.	%Rec
1	3	PFBS	299.0 > 79.7		1.26e3	0.234		2.98				
2	5	PFHxA	313.2 > 268.9		2.82e3	0.234		3.48				
3	7	PFHpA	363.0 > 318.9		6.65e3	0.234		4.10				
4	8	L-PFHxS	398.9 > 79.6	1.66e-1	9.78e2	0.234		4.24	4.16	0.00212		
5	11	L-PFOA	413 > 368.7		8.61e3	0.234		4.61				
6	14	PFNA	463.0 > 418.8		9.30e3	0.234		5.04				
7	16	L-PFOS	499 > 79.9		2.76e3	0.234		5.11				
8	18	PFDA	513 > 468.8		8.16e3	0.234		5.40				
9	21	N-MeFOSAA	570.1 > 419		3.19e3	0.234		5.55				
10	22	N-EtFOSAA	584.2 > 419		3.81e3	0.234		5.70				
11	23	PFUdA	563.0 > 518.9	2.27e1	9.29e3	0.234		5.72	5.67	0.0306		

MSF 2/3/18

Vista Analytical Laboratory

Rev'd: MM 2/7/2018

Dataset: Z:\Projects\PFAS.PRO\Results\180201M2\180201M2-31.qld

Last Altered: Saturday, February 03, 2018 13:37:53 Pacific Standard Time
Printed: Saturday, February 03, 2018 13:39:11 Pacific Standard Time

Method: Z:\Projects\PFAS.PRO\MethDB\PFAS_FULL_80C_020118.mdb 03 Feb 2018 12:08:27
Calibration: Z:\Projects\PFAS.PRO\CurveDB\C18_VAL-PFAS_Q4_02-01-18-FULL.cdb 02 Feb 2018 08:56:36

Name: 180201M2_31, Date: 01-Feb-2018, Time: 16:55:14, ID: 1800153-09 FT-EB03-20180118 0.23434, Description: FT-EB03-20180118

	#	Name	Trace	Area	IS Area	Wt./Vol.	RRF	Pred.RT	RT	y Axis Resp.	Conc.	%Rec
1	25	PFDoA	612.9 > 569.0		7.83e3	0.234		5.99				
2	27	PFTrDA	662.9 > 618.9		3.24e3	0.234		6.22				
3	28	PFTeDA	712.9 > 668.8		3.24e3	0.234		6.41				
4	36	13C3-PFBS	302. > 98.8	1.26e3	1.03e4	0.234	0.120	2.98	2.89	1.53	54.4629	102.1
5	37	13C2-PFHxA	315 > 269.8	2.82e3	1.03e4	0.234	0.700	3.48	3.39	3.43	20.8730	97.8
6	38	13C4-PFHpA	367.2 > 321.8	6.65e3	1.03e4	0.234	0.693	4.10	4.03	8.08	49.7752	93.3
7	39	18O2-PFHxS	403.0 > 102.6	9.78e2	2.79e3	0.234	0.343	4.24	4.17	4.38	54.5158	102.2
8	40	13C2-6:2 FTS	429.1 > 408.9	2.74e3	8.77e3	0.234	0.262	4.56	4.49	3.91	63.6306	119.3
9	41	13C2-PFOA	414.9 > 369.7	8.61e3	8.77e3	0.234	1.064	4.61	4.54	12.3	49.2212	92.3
10	42	13C5-PFNA	468.2 > 422.9	9.30e3	1.23e4	0.234	0.949	5.04	4.97	9.45	42.4866	79.7
11	43	13C8-PFOSA	506.1 > 77.7	1.58e3	1.45e4	0.234	0.211	5.09	5.02	1.36	27.5284	51.6
12	44	13C8-PFOS	507.0 > 79.9	2.76e3	2.75e3	0.234	1.014	5.11	5.05	12.6	52.8675	99.1
13	45	13C2-PFDA	515.1 > 469.9	8.16e3	1.00e4	0.234	1.099	5.40	5.34	10.2	39.5989	74.2
14	46	13C2-8:2 FTS	529.1 > 508.7	1.93e3	1.03e4	0.234	0.194	5.38	5.32	2.34	51.4706	96.5
15	47	d3-N-MeFOSAA	573.3 > 419	3.19e3	1.45e4	0.234	0.381	5.55	5.49	2.75	30.8153	57.8
16	48	d5-N-EtFOSAA	589.3 > 419	3.81e3	1.45e4	0.234	0.430	5.70	5.64	3.29	32.7060	61.3
17	49	13C2-PFUdA	565 > 519.8	9.29e3	1.45e4	0.234	0.966	5.72	5.66	8.02	35.4460	66.5
18	50	13C2-PFDoA	615.0 > 569.7	7.83e3	1.45e4	0.234	0.767	5.99	5.94	6.76	37.6057	70.5
19	52	13C2-PFTeDA	714.8 > 669.6	3.24e3	1.45e4	0.234	0.413	6.41	6.37	2.79	28.8490	54.1
20	57	13C4-PFBA	217. > 171.8	8.85e3	8.85e3	0.234	1.000	1.73	1.65	12.5	53.3413	100.0
21	58	13C5-PFHxA	318 > 272.9	1.03e4	1.03e4	0.234	1.000	3.48	3.39	12.5	53.3413	100.0
22	59	13C3-PFHxS	401.9 > 79.9	2.79e3	2.79e3	0.234	1.000	4.24	4.17	12.5	53.3413	100.0
23	60	13C8-PFOA	421.3 > 376	8.77e3	8.77e3	0.234	1.000	4.61	4.54	12.5	53.3413	100.0
24	61	13C9-PFNA	472.2 > 426.9	1.23e4	1.23e4	0.234	1.000	5.04	4.97	12.5	53.3413	100.0
25	62	13C4-PFOS	503 > 79.9	2.75e3	2.75e3	0.234	1.000	5.11	5.05	12.5	53.3413	100.0
26	63	13C6-PFDA	519.1 > 473.7	1.00e4	1.00e4	0.234	1.000	5.40	5.34	12.5	53.3413	100.0
27	64	13C7-PFUdA	570.1 > 524.8	1.45e4	1.45e4	0.234	1.000	5.72	5.66	12.5	53.3413	100.0
28	65	Total PFHxS	398.9 > 79.6	1.66e-1	9.78e2	0.234		4.24		0.000		
29	66	Total PFOA	413 > 368.7	0.00e0	8.61e3	0.234		4.61		0.000		
30	67	Total PFOS	499 > 79.9	0.00e0	2.76e3	0.234		5.11		0.000		
31	68	Total N-MeFOSAA	570.1 > 419	0.00e0	3.19e3	0.234		5.55		0.000		
32	69	Total N-EtFOSAA	584.2 > 419	0.00e0	3.81e3	0.234		5.70		0.000		

MSF 2/3/18

Vista Analytical Laboratory

Rev'd: MM 2/7/2018

Dataset: Z:\Projects\PFAS.PRO\Results\180201M2\180201M2-31.qld

Last Altered: Saturday, February 03, 2018 13:37:53 Pacific Standard Time
Printed: Saturday, February 03, 2018 13:39:11 Pacific Standard Time

Method: Z:\Projects\PFAS.PRO\MethDB\PFAS_FULL_80C_020118.mdb 03 Feb 2018 12:08:27
Calibration: Z:\Projects\PFAS.PRO\CurveDB\C18_VAL-PFAS_Q4_02-01-18-FULL.cdb 02 Feb 2018 08:56:36

Name: 180201M2_31, Date: 01-Feb-2018, Time: 16:55:14, ID: 1800153-09 FT-EB03-20180118 0.23434, Description: FT-EB03-20180118

PFBS

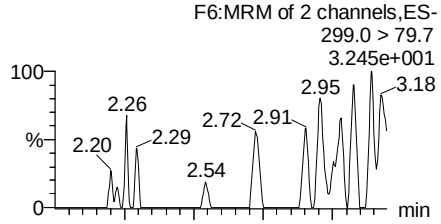

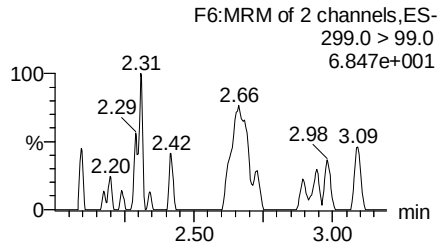

PFHxA

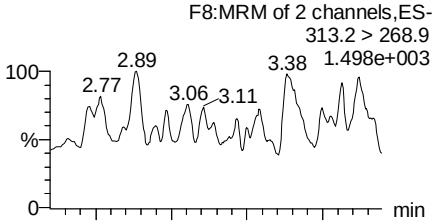

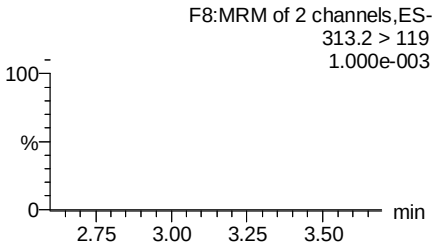

PFHpA

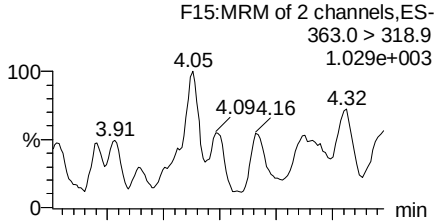

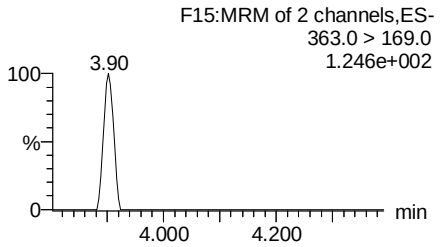

Total PFHxS

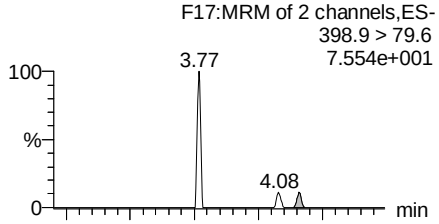

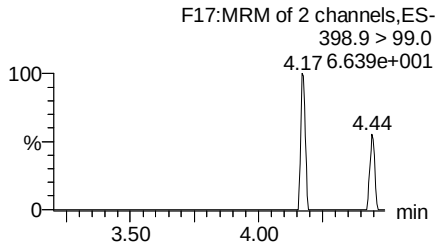

13C3-PFBS

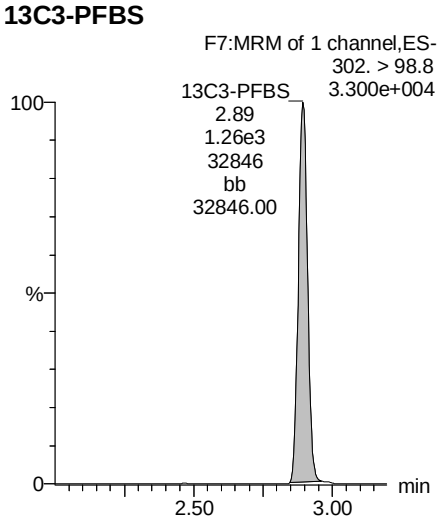

13C2-PFHxA

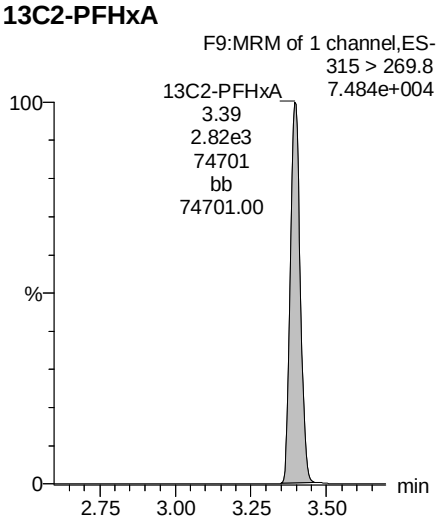

13C4-PFHpA

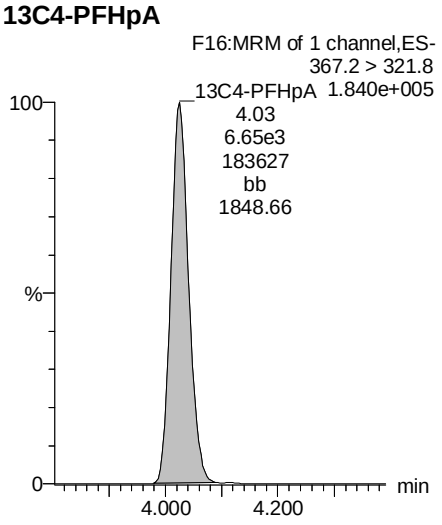

18O2-PFHxS

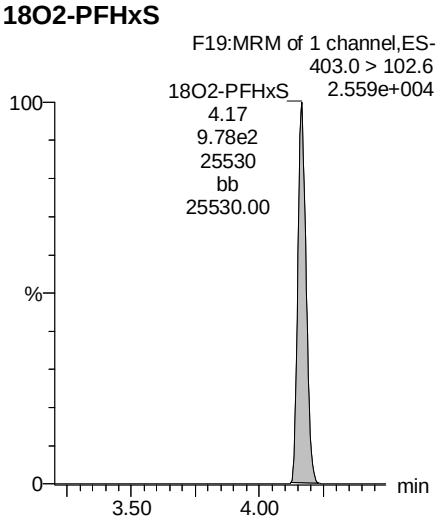

MSF 2/3/18

Dataset: Z:\Projects\PFAS.PRO\Results\180201M2\180201M2-31.qld

Last Altered: Saturday, February 03, 2018 13:37:53 Pacific Standard Time
Printed: Saturday, February 03, 2018 13:39:11 Pacific Standard Time

Name: 180201M2_31, Date: 01-Feb-2018, Time: 16:55:14, ID: 1800153-09 FT-EB03-20180118 0.23434, Description: FT-EB03-20180118

Total PFOA

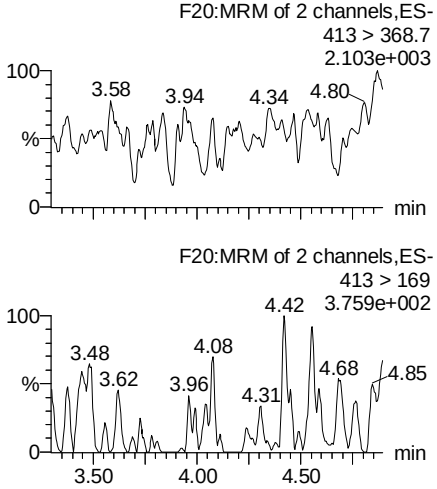

PFNA

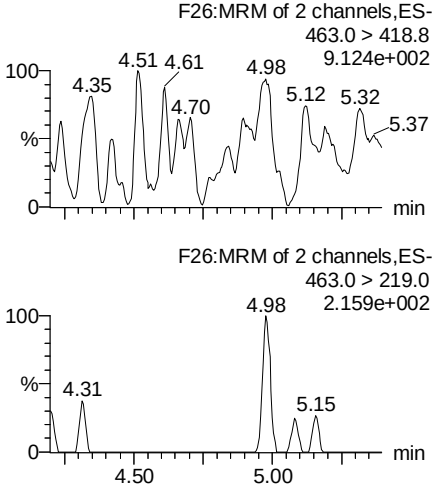

Total PFOS

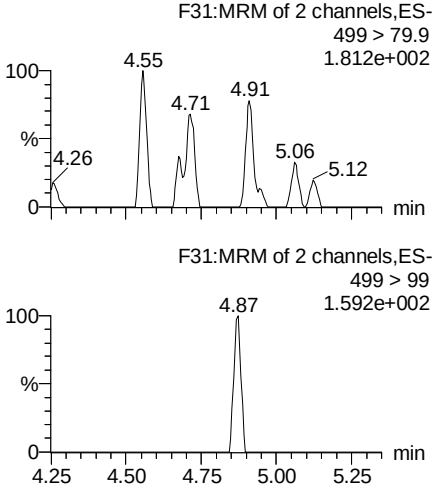

PFDA

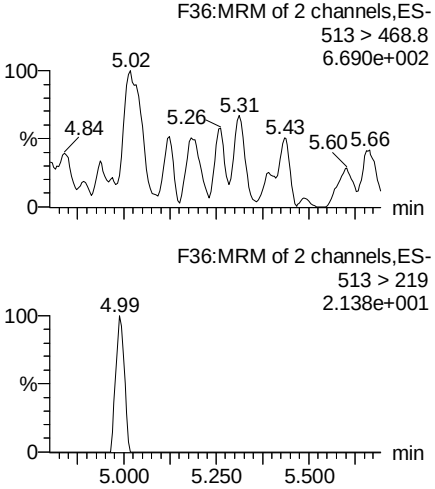

13C2-PFOA

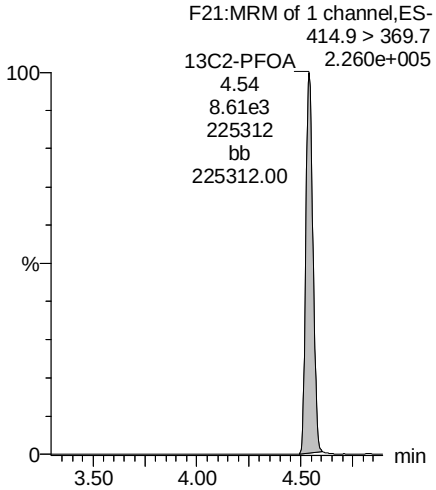

13C5-PFNA

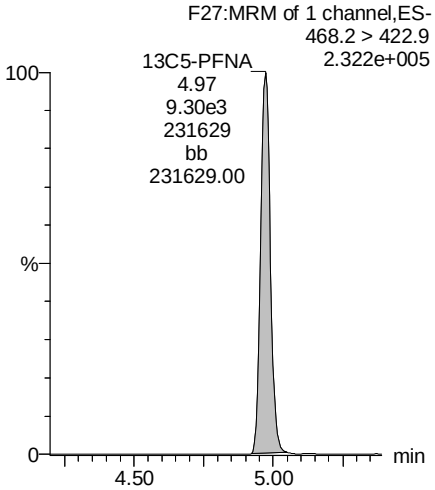

13C8-PFOS

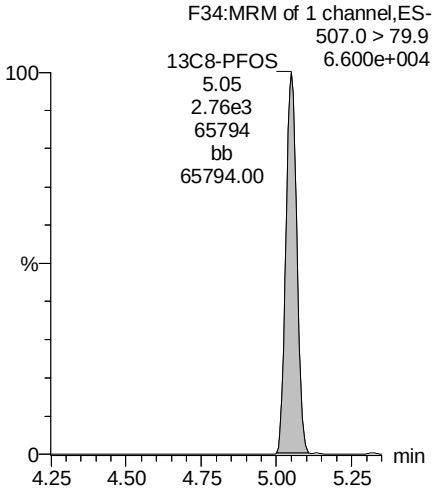

13C2-PFDA

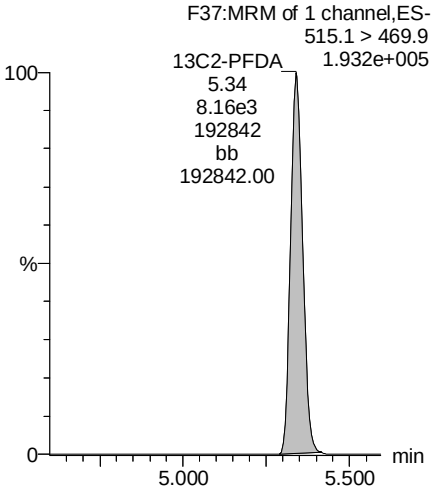

MSF 2/3/18

Vista Analytical Laboratory

Rev'd: MM 2/7/2018

Dataset: Z:\Projects\PFAS.PRO\Results\180201M2\180201M2-31.qld

Last Altered: Saturday, February 03, 2018 13:37:53 Pacific Standard Time
Printed: Saturday, February 03, 2018 13:39:11 Pacific Standard Time

Name: 180201M2_31, Date: 01-Feb-2018, Time: 16:55:14, ID: 1800153-09 FT-EB03-20180118 0.23434, Description: FT-EB03-20180118

PFUdA

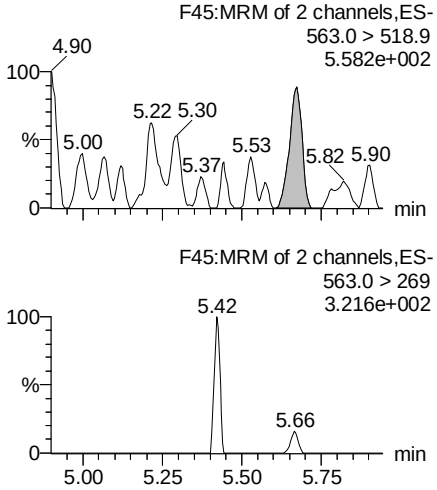

N-MeFOSAA

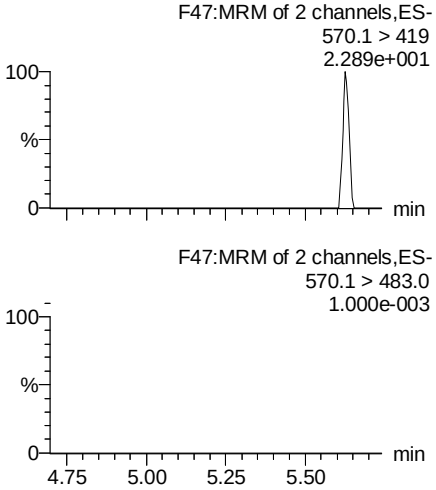

N-EtFOSAA

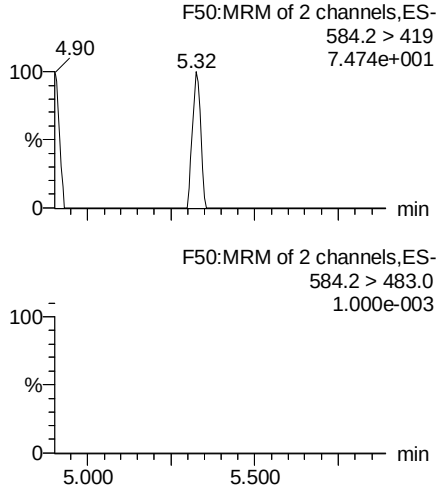

PFDoA

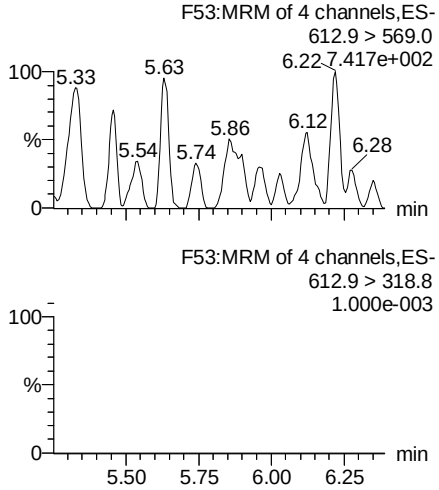

13C2-PFUdA

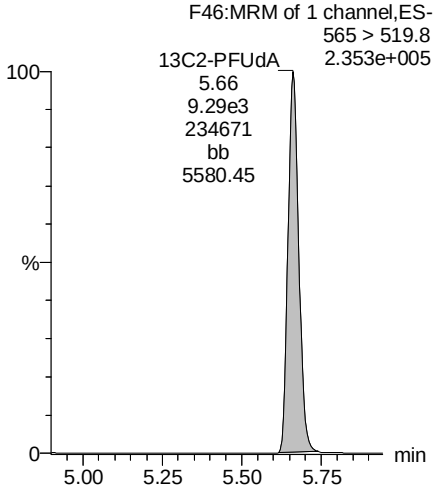

d3-N-MeFOSAA

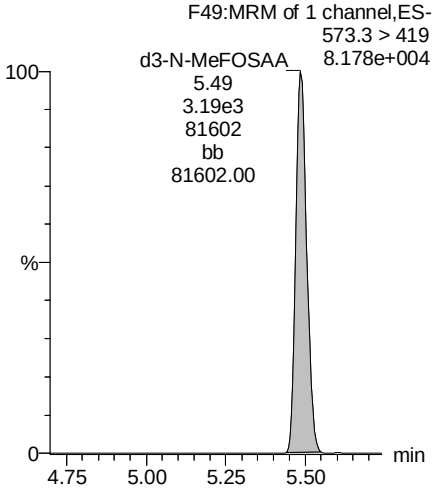

d5-N-EtFOSAA

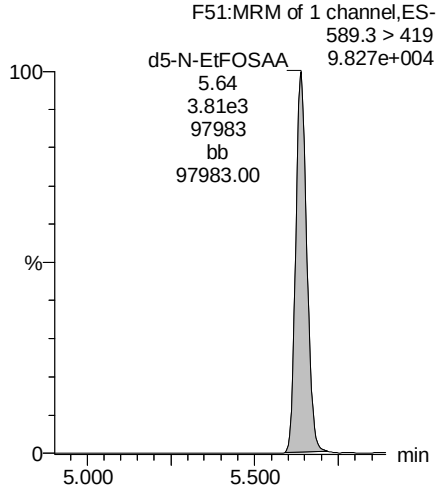

13C2-PFDoA

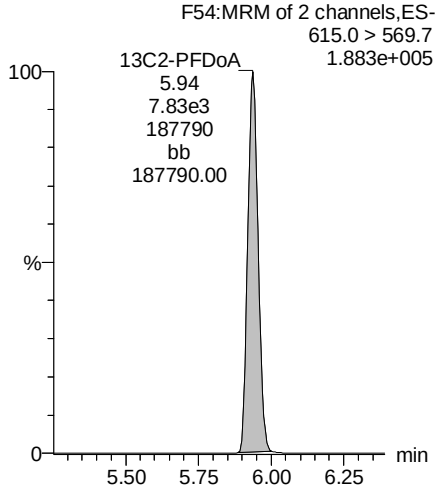

MSF 2/3/18

Rev'd: MM 2/7/2018

Dataset: Z:\Projects\PFAS.PRO\Results\180201M2\180201M2-31.qld

Last Altered: Saturday, February 03, 2018 13:37:53 Pacific Standard Time
Printed: Saturday, February 03, 2018 13:39:11 Pacific Standard Time

Name: 180201M2_31, Date: 01-Feb-2018, Time: 16:55:14, ID: 1800153-09 FT-EB03-20180118 0.23434, Description: FT-EB03-20180118

PFTrDA

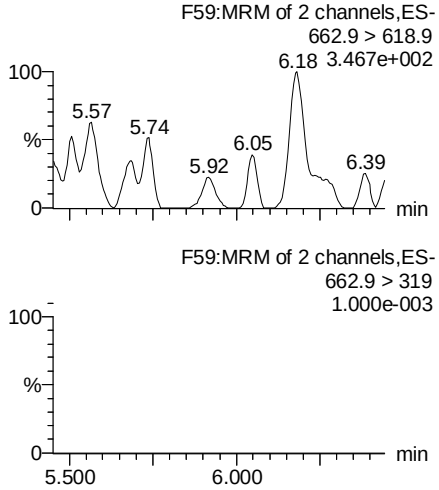

PFTeDA

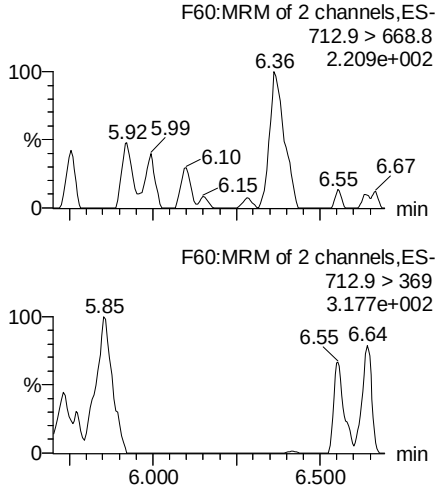

TCDA

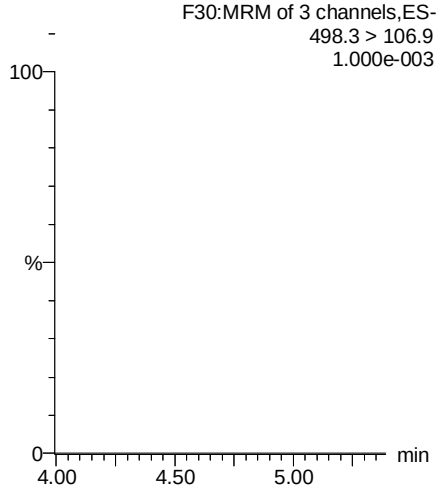

13C5-PFHxA

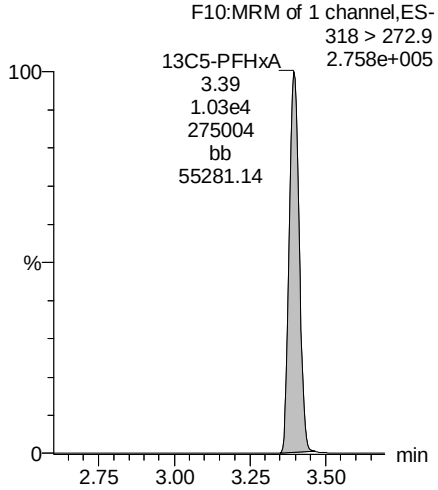

13C2-PFDoA

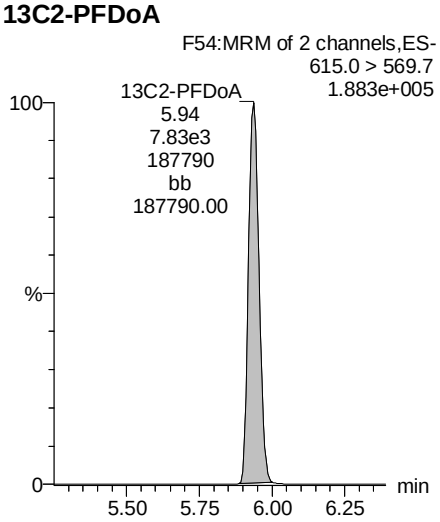

13C2-PFTeDA

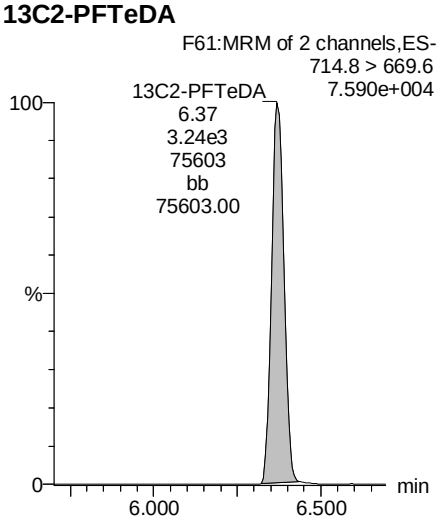

13C8-PFOS

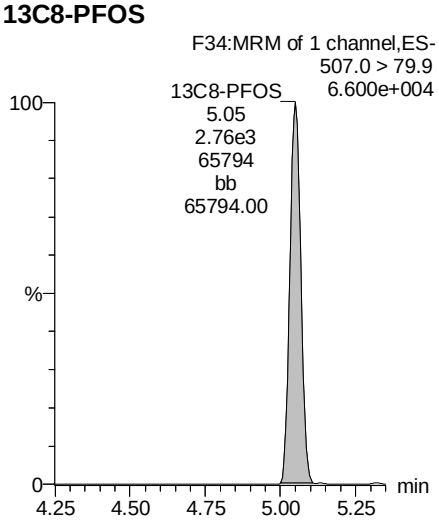

13C8-PFOA

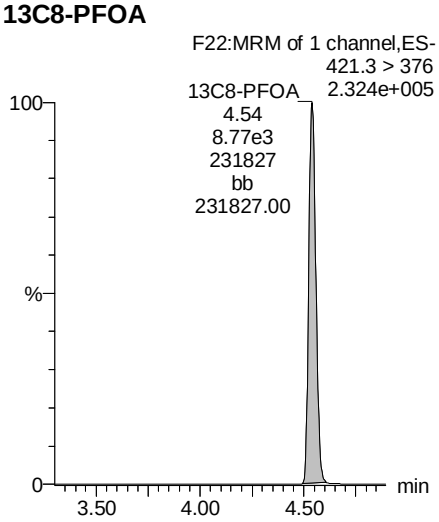

MSF 2/3/18

Vista Analytical Laboratory

Rev'd: MM 2/7/2018

Dataset: Z:\Projects\PFAS.PRO\Results\180201M2\180201M2-31.qld

Last Altered: Saturday, February 03, 2018 13:37:53 Pacific Standard Time
Printed: Saturday, February 03, 2018 13:39:11 Pacific Standard Time

Name: 180201M2_31, Date: 01-Feb-2018, Time: 16:55:14, ID: 1800153-09 FT-EB03-20180118 0.23434, Description: FT-EB03-20180118

13C3-PFHxS

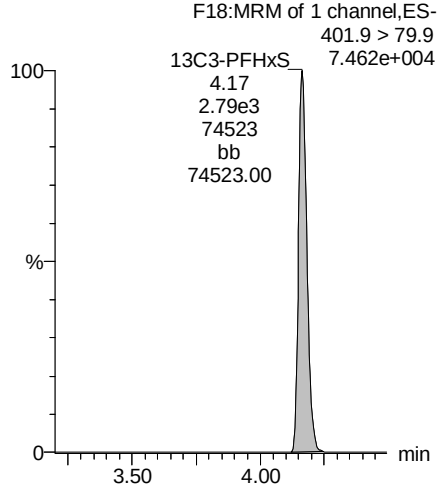

13C9-PFNA

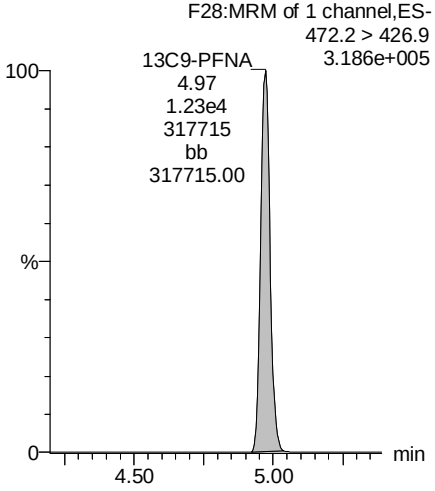

13C4-PFOS

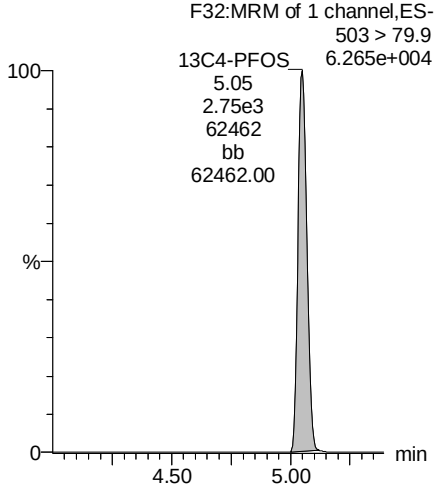

13C6-PFDA

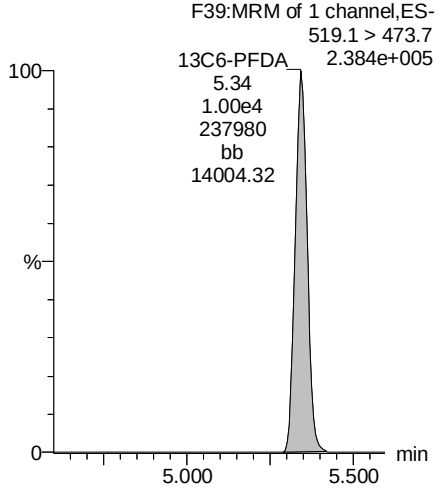

13C7-PFUdA

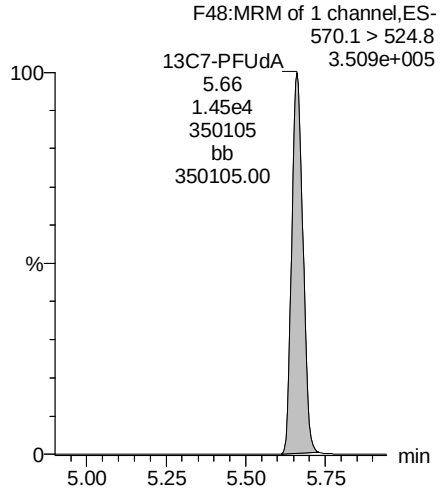

MSF 2/3/18

Vista Analytical Laboratory

Rev'd: MM 2/7/2018

Dataset: Z:\Projects\PFAS.PRO\Results\180201M2\180201M2-32.qld

Last Altered: Saturday, February 03, 2018 13:41:02 Pacific Standard Time
Printed: Saturday, February 03, 2018 13:42:02 Pacific Standard Time

Method: Z:\Projects\PFAS.PRO\MethDB\PFAS_FULL_80C_020118.mdb 03 Feb 2018 12:08:27
Calibration: Z:\Projects\PFAS.PRO\CurveDB\C18_VAL-PFAS_Q4_02-01-18-FULL.cdb 02 Feb 2018 08:56:36

Name: 180201M2_32, Date: 01-Feb-2018, Time: 17:06:41, ID: 1800153-10 FT-FRB01-20180116 0.25664, Description: FT-FRB01-20180116

	#	Name	Trace	Area	IS Area	Wt./Vol.	RRF	Pred.RT	RT	y Axis Resp.	Conc.	%Rec
1	3	PFBS	299.0 > 79.7	2.10e0	1.10e3	0.257		2.98	2.90	0.0238		
2	5	PFHxA	313.2 > 268.9		2.67e3	0.257		3.48				
3	7	PFHpA	363.0 > 318.9		7.57e3	0.257		4.10				
4	8	L-PFHxS	398.9 > 79.6	9.18e-1	8.62e2	0.257		4.24	4.16	0.0133		
5	11	L-PFOA	413 > 368.7		1.07e4	0.257		4.61				
6	14	PFNA	463.0 > 418.8		9.61e3	0.257		5.04				
7	16	L-PFOS	499 > 79.9	2.07e1	2.84e3	0.257		5.11	5.05	0.0912	0.3041	
8	18	PFDA	513 > 468.8		8.49e3	0.257		5.40				
9	21	N-MeFOSAA	570.1 > 419		3.52e3	0.257		5.55				
10	22	N-EtFOSAA	584.2 > 419		4.07e3	0.257		5.70				
11	23	PFUdA	563.0 > 518.9		1.15e4	0.257		5.72				

MSF 2/3/18

Vista Analytical Laboratory

Rev'd: MM 2/7/2018

Dataset: Z:\Projects\PFAS.PRO\Results\180201M2\180201M2-32.qld

Last Altered: Saturday, February 03, 2018 13:41:02 Pacific Standard Time
Printed: Saturday, February 03, 2018 13:42:19 Pacific Standard Time

Method: Z:\Projects\PFAS.PRO\MethDB\PFAS_FULL_80C_020118.mdb 03 Feb 2018 12:08:27
Calibration: Z:\Projects\PFAS.PRO\CurveDB\C18_VAL-PFAS_Q4_02-01-18-FULL.cdb 02 Feb 2018 08:56:36

Name: 180201M2_32, Date: 01-Feb-2018, Time: 17:06:41, ID: 1800153-10 FT-FRB01-20180116 0.25664, Description: FT-FRB01-20180116

	#	Name	Trace	Area	IS Area	Wt./Vol.	RRF	Pred.RT	RT	y Axis Resp.	Conc.	%Rec
1	25	PFDoA	612.9 > 569.0		8.06e3	0.257		5.99				
2	27	PFTrDA	662.9 > 618.9		3.32e3	0.257		6.22				
3	28	PFTeDA	712.9 > 668.8		3.32e3	0.257		6.41				
4	36	13C3-PFBS	302. > 98.8	1.10e3	9.92e3	0.257	0.120	2.98	2.89	1.39	45.0942	92.6
5	37	13C2-PFHxA	315 > 269.8	2.67e3	9.92e3	0.257	0.700	3.48	3.39	3.37	18.7470	96.2
6	38	13C4-PFHpA	367.2 > 321.8	7.57e3	9.92e3	0.257	0.693	4.10	4.03	9.54	53.6575	110.2
7	39	18O2-PFHxS	403.0 > 102.6	8.62e2	2.85e3	0.257	0.343	4.24	4.17	3.79	43.0722	88.4
8	40	13C2-6:2 FTS	429.1 > 408.9	2.83e3	1.12e4	0.257	0.262	4.56	4.49	3.15	46.8740	96.2
9	41	13C2-PFOA	414.9 > 369.7	1.07e4	1.12e4	0.257	1.064	4.61	4.54	11.9	43.5314	89.4
10	42	13C5-PFNA	468.2 > 422.9	9.61e3	1.19e4	0.257	0.949	5.04	4.97	10.1	41.6396	85.5
11	43	13C8-PFOSA	506.1 > 77.7	1.82e3	1.39e4	0.257	0.211	5.09	5.02	1.64	30.2255	62.1
12	44	13C8-PFOS	507.0 > 79.9	2.84e3	2.91e3	0.257	1.014	5.11	5.04	12.2	46.8083	96.1
13	45	13C2-PFDA	515.1 > 469.9	8.49e3	7.09e3	0.257	1.099	5.40	5.34	15.0	53.0511	108.9
14	46	13C2-8:2 FTS	529.1 > 508.7	2.11e3	9.92e3	0.257	0.194	5.38	5.31	2.67	53.5262	109.9
15	47	d3-N-MeFOSAA	573.3 > 419	3.52e3	1.39e4	0.257	0.381	5.55	5.48	3.16	32.3058	66.3
16	48	d5-N-EtFOSAA	589.3 > 419	4.07e3	1.39e4	0.257	0.430	5.70	5.64	3.66	33.2250	68.2
17	49	13C2-PFUdA	565 > 519.8	1.15e4	1.39e4	0.257	0.966	5.72	5.66	10.3	41.7421	85.7
18	50	13C2-PFDoA	615.0 > 569.7	8.06e3	1.39e4	0.257	0.767	5.99	5.93	7.24	36.7938	75.5
19	52	13C2-PFTeDA	714.8 > 669.6	3.32e3	1.39e4	0.257	0.413	6.41	6.37	2.98	28.1352	57.8
20	57	13C4-PFBA	217. > 171.8	8.94e3	8.94e3	0.257	1.000	1.73	1.65	12.5	48.7064	100.0
21	58	13C5-PFHxA	318 > 272.9	9.92e3	9.92e3	0.257	1.000	3.48	3.39	12.5	48.7064	100.0
22	59	13C3-PFHxS	401.9 > 79.9	2.85e3	2.85e3	0.257	1.000	4.24	4.17	12.5	48.7064	100.0
23	60	13C8-PFOA	421.3 > 376	1.12e4	1.12e4	0.257	1.000	4.61	4.54	12.5	48.7064	100.0
24	61	13C9-PFNA	472.2 > 426.9	1.19e4	1.19e4	0.257	1.000	5.04	4.97	12.5	48.7064	100.0
25	62	13C4-PFOS	503 > 79.9	2.91e3	2.91e3	0.257	1.000	5.11	5.04	12.5	48.7064	100.0
26	63	13C6-PFDA	519.1 > 473.7	7.09e3	7.09e3	0.257	1.000	5.40	5.34	12.5	48.7064	100.0
27	64	13C7-PFUdA	570.1 > 524.8	1.39e4	1.39e4	0.257	1.000	5.72	5.66	12.5	48.7064	100.0
28	65	Total PFHxS	398.9 > 79.6	9.18e-1	8.62e2	0.257		4.24		0.000		
29	66	Total PFOA	413 > 368.7	0.00e0	1.07e4	0.257		4.61		0.000		
30	67	Total PFOS	499 > 79.9	2.07e1	2.84e3	0.257		5.11		0.0912	0.3041	
31	68	Total N-MeFOSAA	570.1 > 419	0.00e0	3.52e3	0.257		5.55		0.000		
32	69	Total N-EtFOSAA	584.2 > 419	0.00e0	4.07e3	0.257		5.70		0.000		

MSF 2/3/18

Vista Analytical Laboratory

Rev'd: MM 2/7/2018

Dataset: Z:\Projects\PFAS.PRO\Results\180201M2\180201M2-32.qld

Last Altered: Saturday, February 03, 2018 13:41:02 Pacific Standard Time
Printed: Saturday, February 03, 2018 13:42:19 Pacific Standard Time

Method: Z:\Projects\PFAS.PRO\MethDB\PFAS_FULL_80C_020118.mdb 03 Feb 2018 12:08:27
Calibration: Z:\Projects\PFAS.PRO\CurveDB\C18_VAL-PFAS_Q4_02-01-18-FULL.cdb 02 Feb 2018 08:56:36

Name: 180201M2_32, Date: 01-Feb-2018, Time: 17:06:41, ID: 1800153-10 FT-FRB01-20180116 0.25664, Description: FT-FRB01-20180116

PFBS

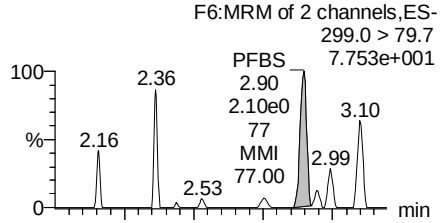

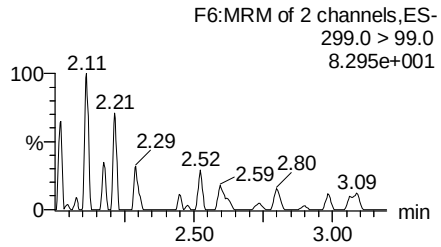

PFHxA

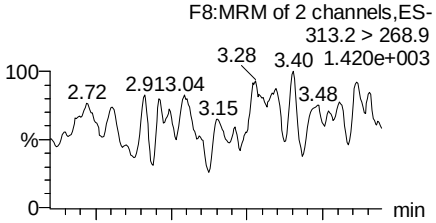

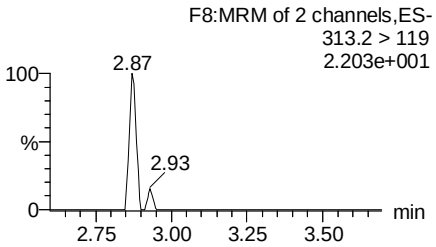

PFHpA

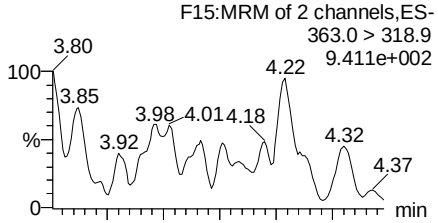

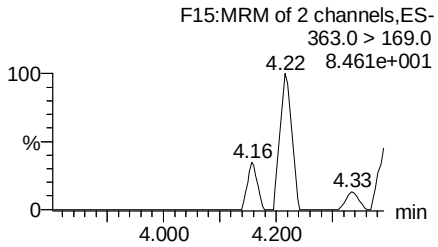

Total PFHxS

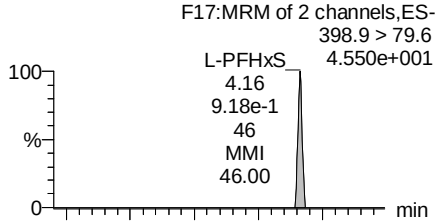

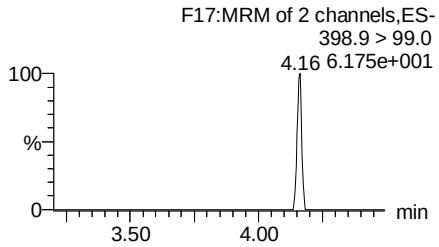

13C3-PFBS

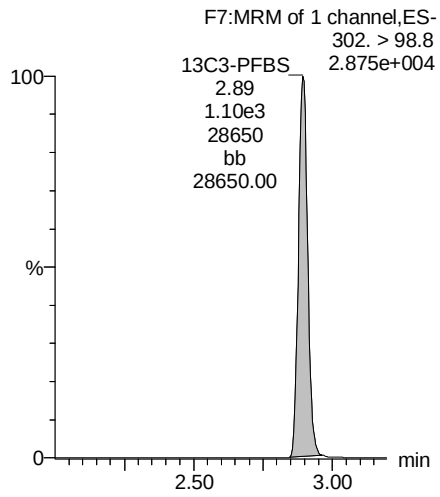

13C2-PFHxA

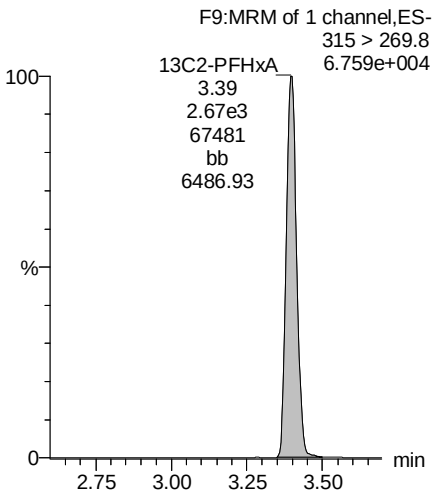

13C4-PFHpA

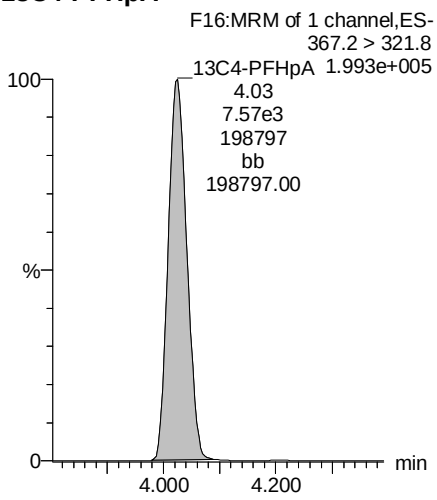

18O2-PFHxS

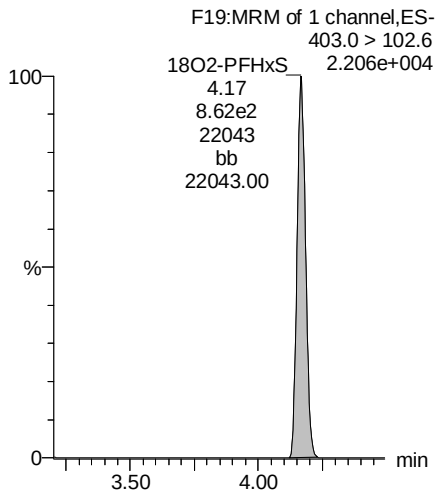

MSF 2/3/18

Rev'd: MM 2/7/2018

Dataset: Z:\Projects\PFAS.PRO\Results\180201M2\180201M2-32.qld

Last Altered: Saturday, February 03, 2018 13:41:02 Pacific Standard Time
Printed: Saturday, February 03, 2018 13:42:19 Pacific Standard Time

Name: 180201M2_32, Date: 01-Feb-2018, Time: 17:06:41, ID: 1800153-10 FT-FRB01-20180116 0.25664, Description: FT-FRB01-20180116

Total PFOA

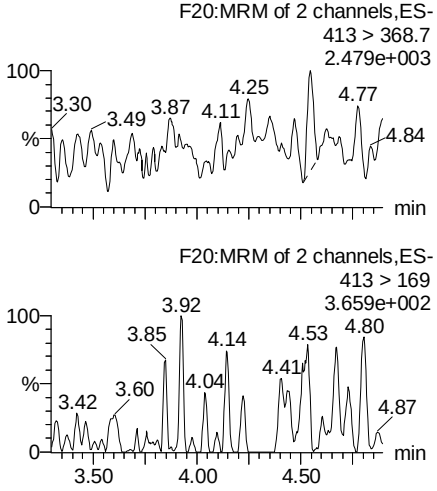

PFNA

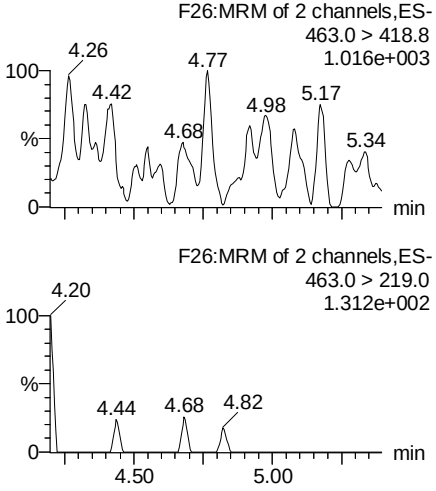

Total PFOS

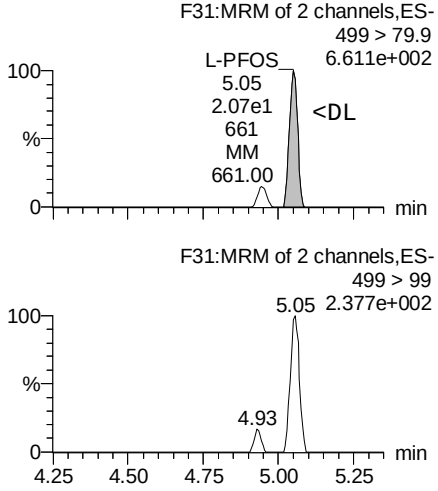

PFDA

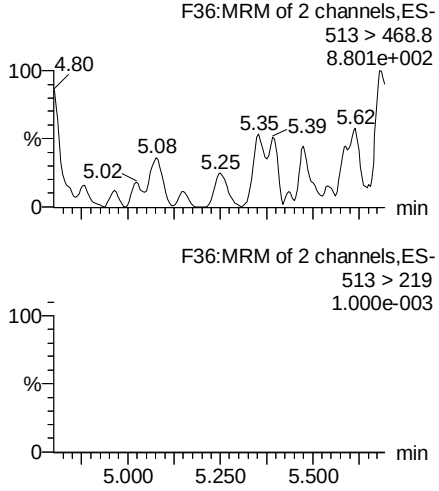

13C2-PFOA

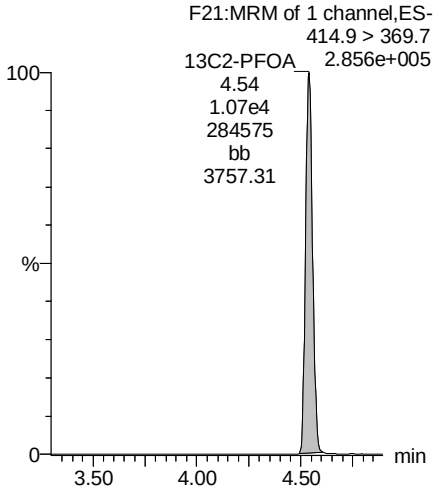

13C5-PFNA

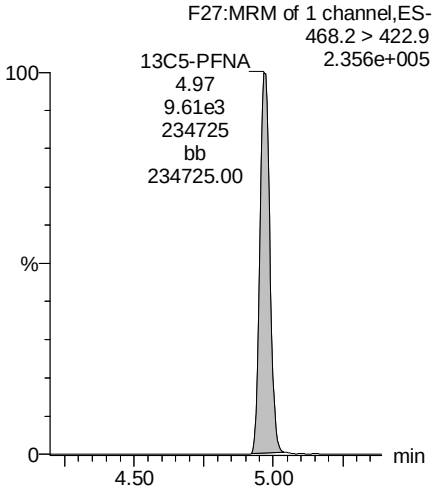

13C8-PFOS

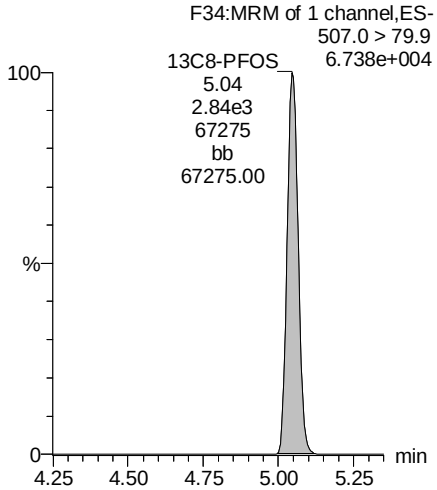

13C2-PFDA

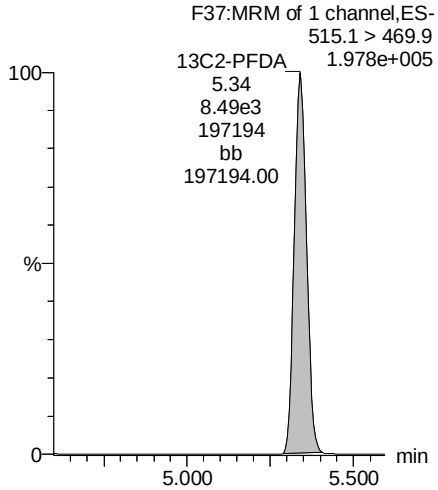

MSF 2/3/18

Vista Analytical Laboratory

Rev'd: MM 2/7/2018

Dataset: Z:\Projects\PFAS.PRO\Results\180201M2\180201M2-32.qld

Last Altered: Saturday, February 03, 2018 13:41:02 Pacific Standard Time
Printed: Saturday, February 03, 2018 13:42:19 Pacific Standard Time

Name: 180201M2_32, Date: 01-Feb-2018, Time: 17:06:41, ID: 1800153-10 FT-FRB01-20180116 0.25664, Description: FT-FRB01-20180116

PFUdA

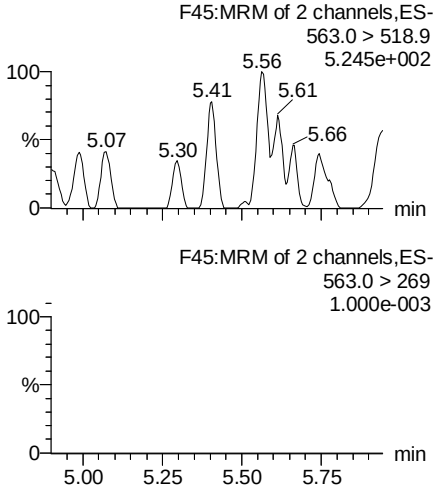

N-MeFOSAA

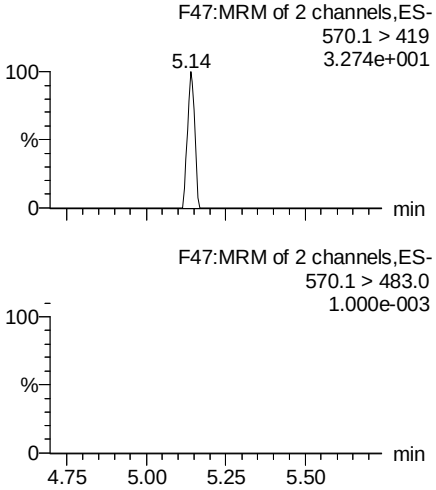

N-EtFOSAA

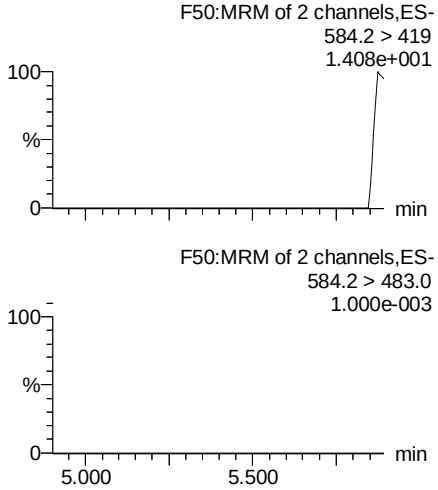

PFDoA

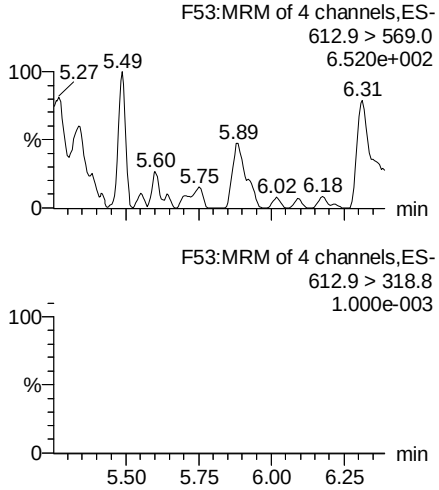

13C2-PFUdA

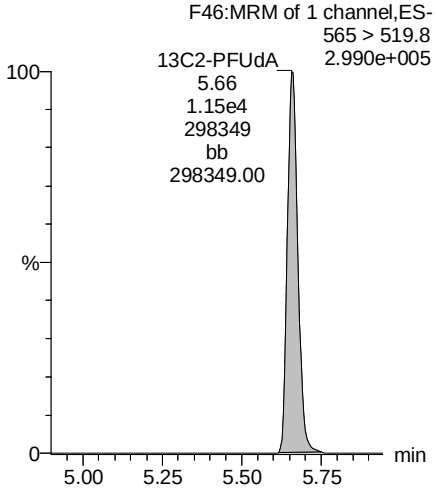

d3-N-MeFOSAA

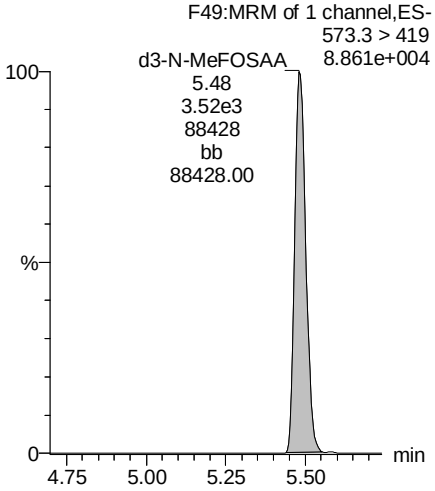

d5-N-EtFOSAA

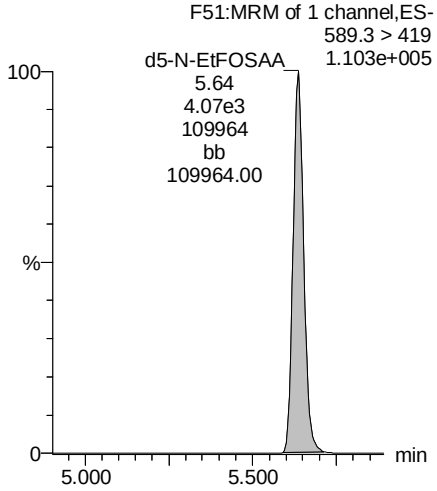

13C2-PFDoA

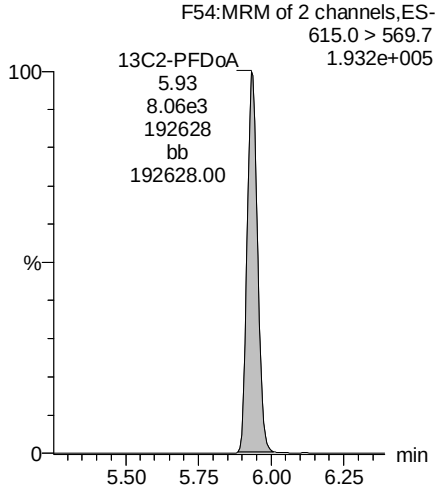

MSF 2/3/18

Rev'd: MM 2/7/2018

Dataset: Z:\Projects\PFAS.PRO\Results\180201M2\180201M2-32.qld

Last Altered: Saturday, February 03, 2018 13:41:02 Pacific Standard Time
Printed: Saturday, February 03, 2018 13:42:19 Pacific Standard Time

Name: 180201M2_32, Date: 01-Feb-2018, Time: 17:06:41, ID: 1800153-10 FT-FRB01-20180116 0.25664, Description: FT-FRB01-20180116

PFTrDA

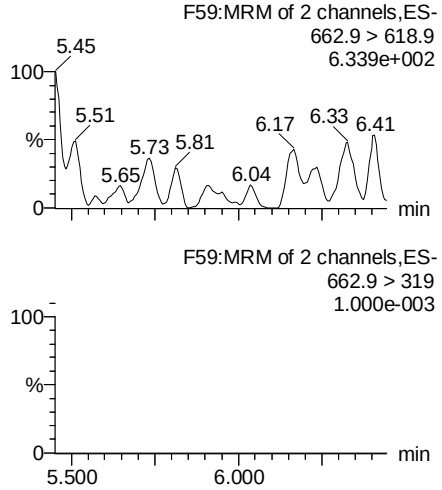

PFTeDA

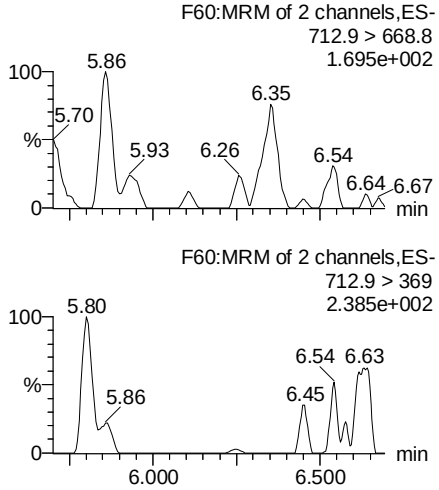

TCDA

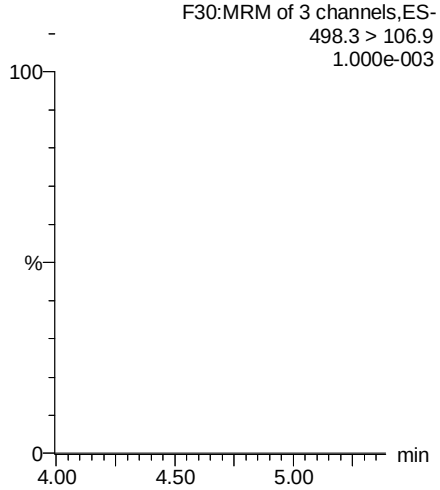

13C5-PFHxA

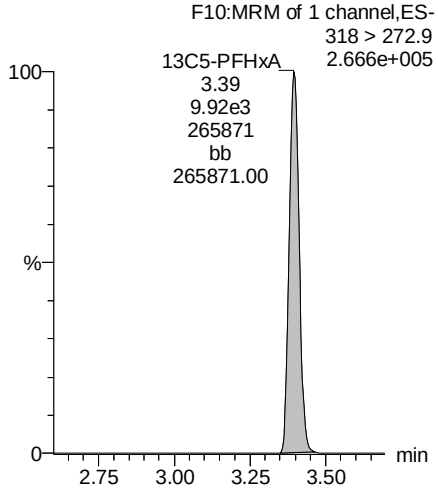

13C2-PFDoA

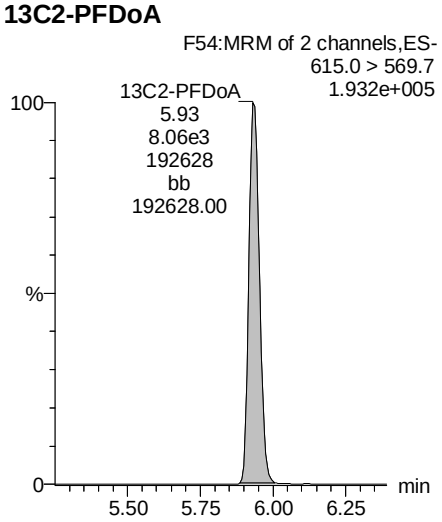

13C2-PFTeDA

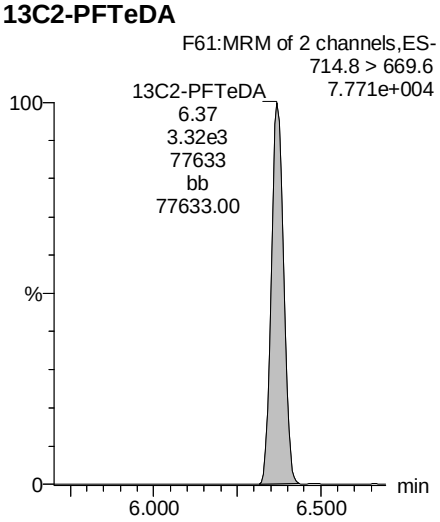

13C8-PFOS

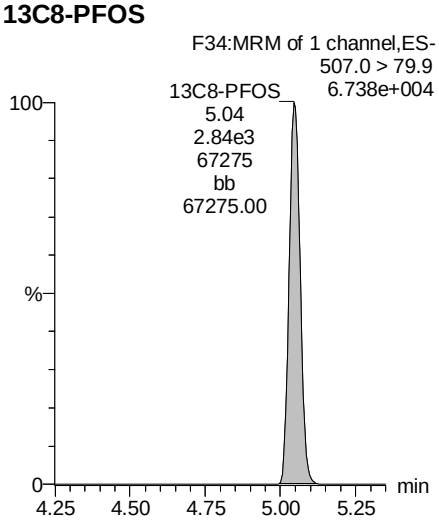

13C8-PFOA

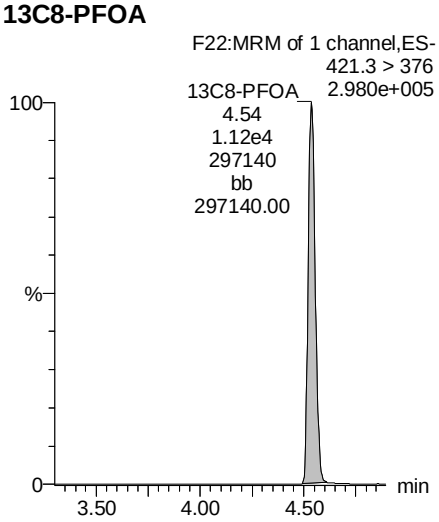

MSF 2/3/18

Vista Analytical Laboratory

Rev'd: MM 2/7/2018

Dataset: Z:\Projects\PFAS.PRO\Results\180201M2\180201M2-32.qld

Last Altered: Saturday, February 03, 2018 13:41:02 Pacific Standard Time
Printed: Saturday, February 03, 2018 13:42:19 Pacific Standard Time

Name: 180201M2_32, Date: 01-Feb-2018, Time: 17:06:41, ID: 1800153-10 FT-FRB01-20180116 0.25664, Description: FT-FRB01-20180116

13C3-PFHxS

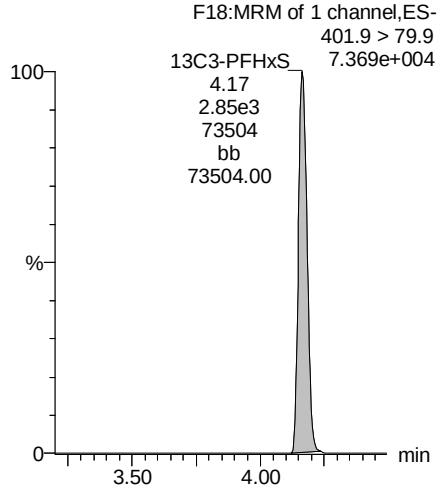

13C9-PFNA

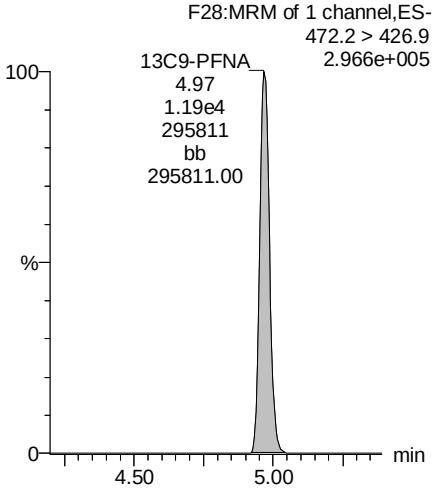

13C4-PFOS

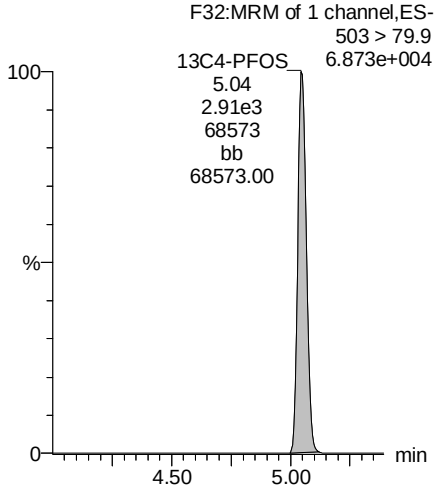

13C6-PFDA

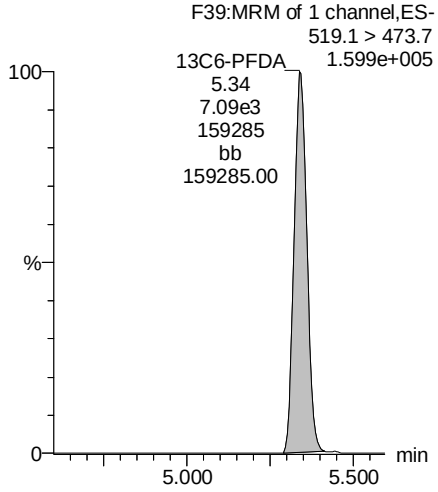

13C7-PFUdA

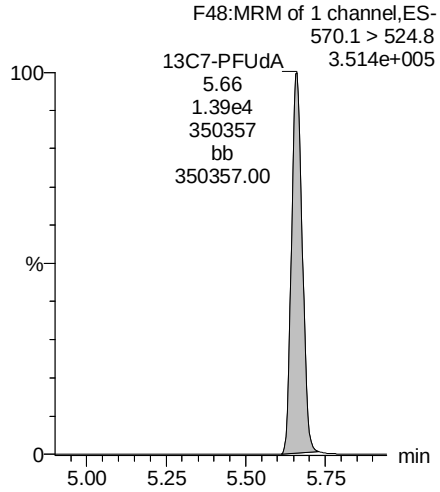

MSF 2/3/18

Vista Analytical Laboratory

Rev'd: MM 2/8/2018

Dataset: Z:\Projects\PFAS.PRO\Results\180129M1\180129M1-48.qld

Last Altered: Thursday, February 08, 2018 11:31:02 Pacific Standard Time
Printed: Thursday, February 08, 2018 11:31:28 Pacific Standard Time

Method: Z:\Projects\PFAS.PRO\MethDB\PFAS_FULL_80C_012518.mdb 01 Feb 2018 14:12:19
Calibration: Z:\Projects\PFAS.PRO\CurveDB\C18_VAL-PFAS_Q4_01-29-18-FULL.cdb 30 Jan 2018 08:15:32

Name: 180129M1_48, Date: 29-Jan-2018, Time: 19:15:52, ID: 1800153-11RE1 FT-FRB02-20180117 0.22638, Description: FT-FRB02-20180117

	#	Name	Trace	Area	IS Area	Wt./Vol.	RRF	Pred.RT	RT	y Axis Resp.	Conc.	%Rec
1	3	PFBS	299.0 > 79.7		7.50e2	0.226		2.56				
2	4	PFHxA	313.2 > 268.9		2.00e3	0.226		3.05				
3	5	PFHpA	363.0 > 318.9		5.07e3	0.226		3.68				
4	6	L-PFHxS	398.9 > 79.6		6.78e2	0.226		3.80				
5	9	L-PFOA	413 > 368.7		6.57e3	0.226		4.20				
6	12	PFNA	463.0 > 418.8		4.94e3	0.226		4.65				
7	14	L-PFOS	499 > 79.9		1.72e3	0.226		4.75				
8	16	PFDA	513 > 468.8		4.70e3	0.226		5.03				
9	18	N-MeFOSAA	570.1 > 419		2.48e3	0.226		5.20				
10	19	N-EtFOSAA	584.2 > 419		2.48e3	0.226		5.30				
11	20	PFUdA	563.0 > 518.9		5.84e3	0.226		5.36				
12	22	PFDoA	612.9 > 569.0		3.35e3	0.226		5.65				

GMAD 2/7/18

Vista Analytical Laboratory

Rev'd: MM 2/8/2018

Dataset: Z:\Projects\PFAS.PRO\Results\180129M1\180129M1-48.qld

Last Altered: Thursday, February 08, 2018 11:31:02 Pacific Standard Time
Printed: Thursday, February 08, 2018 11:31:38 Pacific Standard Time

Method: Z:\Projects\PFAS.PRO\MethDB\PFAS_FULL_80C_012518.mdb 01 Feb 2018 14:12:19
Calibration: Z:\Projects\PFAS.PRO\CurveDB\C18_VAL-PFAS_Q4_01-29-18-FULL.cdb 30 Jan 2018 08:15:32

Name: 180129M1_48, Date: 29-Jan-2018, Time: 19:15:52, ID: 1800153-11RE1 FT-FRB02-20180117 0.22638, Description: FT-FRB02-20180117

	#	Name	Trace	Area	IS Area	Wt./Vol.	RRF	Pred.RT	RT	y Axis Resp.	Conc.	%Rec	
1	24	PFTrDA	662.9 > 618.9		3.35e3	0.226		5.90					
2	25	PFTeDA	712.9 > 668.8		1.56e3	0.226		6.12					
3	33	13C3-PFBS	302. > 98.8	7.50e2	8.11e3	0.226	0.106	2.56	2.61	1.16	48.3706	87.6	
4	34	13C2-PFHxA	315 > 269.8	2.00e3	8.11e3	0.226	0.705	3.05	3.11	3.08	19.3217	87.5	
5	35	13C4-PFHpA	367.2 > 321.8	5.07e3	8.11e3	0.226	0.688	3.68	3.72	7.82	50.2187	90.9	
6	36	18O2-PFHxS	403.0 > 102.6	6.78e2	2.12e3	0.226	0.348	3.80	3.87	3.99	50.6397	91.7	
7	37	13C2-6:2 FTS	429.1 > 408.9	1.88e3	7.18e3	0.226	0.238	4.15	4.18	3.27	60.6888	109.9	
8	38	13C2-PFOA	414.9 > 369.7	6.57e3	7.18e3	0.226	1.190	4.20	4.24	11.4	42.4446	76.9	
9	39	13C5-PFNA	468.2 > 422.9	4.94e3	7.66e3	0.226	0.999	4.65	4.66	8.06	35.6177	64.5	
10	40	13C8-PFOSA	506.1 > 77.7	1.11e3	9.50e3	0.226	0.211	4.70	4.73	1.46	30.6044	55.4	
11	41	13C8-PFOS	507.0 > 79.9	1.72e3	2.05e3	0.226	0.957	4.75	4.75	10.5	48.5500	87.9	
12	42	13C2-PFDA	515.1 > 469.9	4.70e3	5.52e3	0.226	0.965	5.03	5.04	10.6	48.6865	88.2	
13	43	13C2-8:2 FTS	529.1 > 508.7	9.28e2	8.11e3	0.226	0.162	5.00	5.00	1.43	38.9861	70.6	
14	44	d3-N-MeFOSAA	573.3 > 419	2.48e3	9.50e3	0.226	0.398	5.20	5.18	3.27	36.2701	65.7	
15	45	d5-N-EtFOSAA	589.3 > 419	2.48e3	9.50e3	0.226	0.435	5.30	5.33	3.26	33.0642	59.9	
16	46	13C2-PFUdA	565 > 519.8	5.84e3	9.50e3	0.226	1.057	5.36	5.35	7.68	32.1123	58.2	
17	47	13C2-PFDoA	615.0 > 569.7	3.35e3	9.50e3	0.226	0.851	5.65	5.63	4.40	22.8655	41.4	H
18	49	13C2-PFTeDA	714.8 > 669.6	1.56e3	9.50e3	0.226	0.403	6.12	6.09	2.05	22.4542	40.7	H
19	55	13C5-PFHxA	318 > 272.9	8.11e3	8.11e3	0.226	1.000	3.05	3.11	12.5	55.2169	100.0	
20	56	13C3-PFHxS	401.9 > 79.9	2.12e3	2.12e3	0.226	1.000	3.80	3.87	12.5	55.2169	100.0	
21	57	13C8-PFOA	421.3 > 376	7.18e3	7.18e3	0.226	1.000	4.20	4.24	12.5	55.2169	100.0	
22	58	13C9-PFNA	472.2 > 426.9	7.66e3	7.66e3	0.226	1.000	4.65	4.66	12.5	55.2169	100.0	
23	59	13C4-PFOS	503 > 79.9	2.05e3	2.05e3	0.226	1.000	4.60	4.74	12.5	55.2169	100.0	
24	60	13C6-PFDA	519.1 > 473.7	5.52e3	5.52e3	0.226	1.000	5.03	5.04	12.5	55.2169	100.0	
25	61	13C7-PFUdA	570.1 > 524.8	9.50e3	9.50e3	0.226	1.000	5.36	5.35	12.5	55.2169	100.0	
26	62	Total PFHxS	398.9 > 79.6	0.00e0	6.78e2	0.226		3.70		0.000			
27	63	Total PFOA	413 > 368.7	6.05e1	6.57e3	0.226		4.19		0.115	0.1092		
28	64	Total PFOS	499 > 79.9	0.00e0	1.72e3	0.226		4.70		0.000			
29	65	Total N-MeFOSAA	570.1 > 419	0.00e0	2.48e3	0.226		5.20		0.000			
30	66	Total N-EtFOSAA	584.2 > 419	0.00e0	2.48e3	0.226		5.30		0.000			

GMAD 2/7/18

Vista Analytical Laboratory

Rev'd: MM 2/8/2018

Dataset: Z:\Projects\PFAS.PRO\Results\180129M1\180129M1-48.qld

Last Altered: Thursday, February 08, 2018 11:31:02 Pacific Standard Time
Printed: Thursday, February 08, 2018 11:31:38 Pacific Standard Time

Method: Z:\Projects\PFAS.PRO\MethDB\PFAS_FULL_80C_012518.mdb 01 Feb 2018 14:12:19
Calibration: Z:\Projects\PFAS.PRO\CurveDB\C18_VAL-PFAS_Q4_01-29-18-FULL.cdb 30 Jan 2018 08:15:32

Name: 180129M1_48, Date: 29-Jan-2018, Time: 19:15:52, ID: 1800153-11RE1 FT-FRB02-20180117 0.22638, Description: FT-FRB02-20180117

PFBS

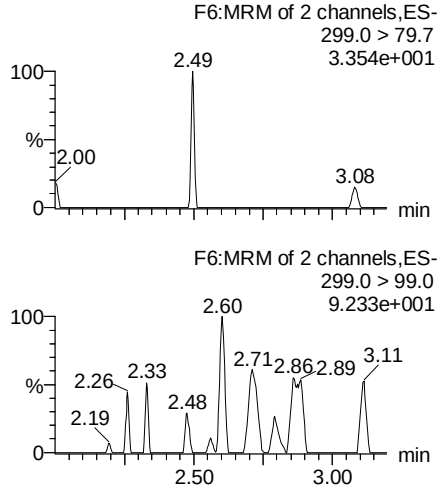

PFHxA

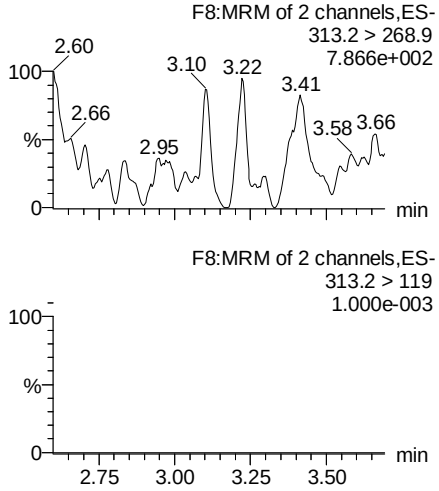

PFHpA

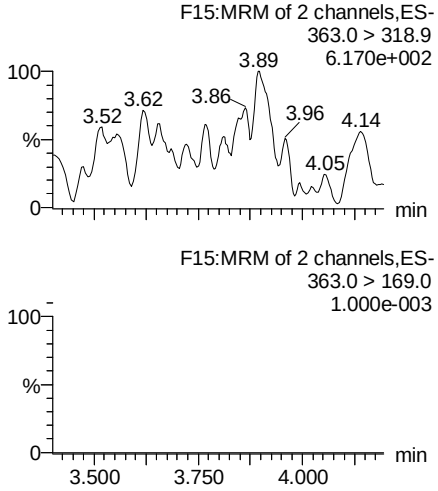

Total PFHxS

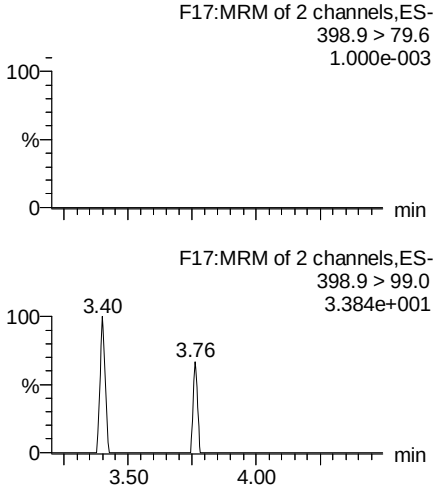

13C3-PFBS

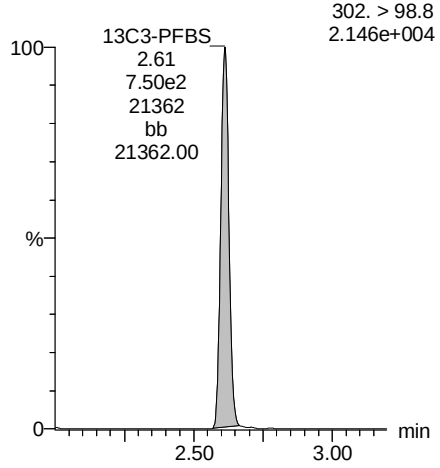

13C2-PFHxA

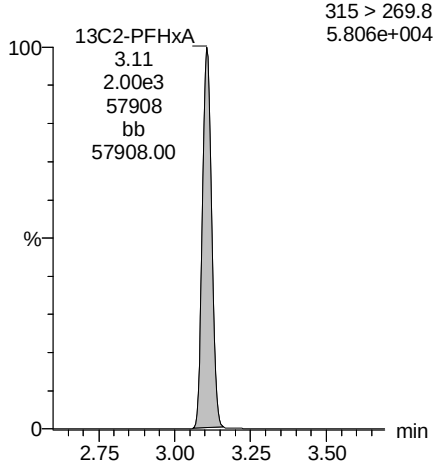

13C4-PFHpA

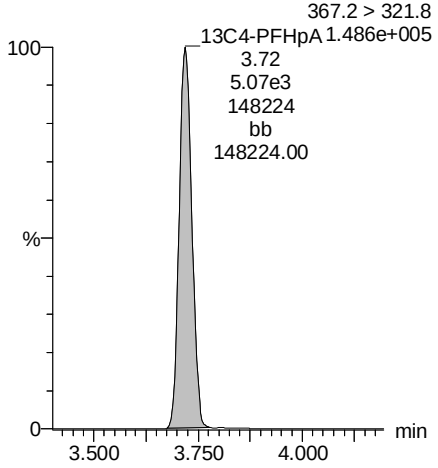

18O2-PFHxS

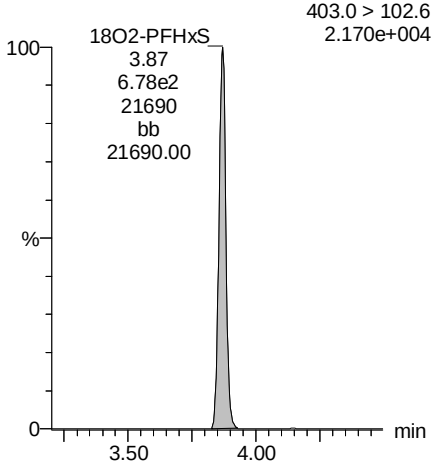

GMAD 2/7/18

Vista Analytical Laboratory

Rev'd: MM 2/8/2018

Dataset: Z:\Projects\PFAS.PRO\Results\180129M1\180129M1-48.qld

Last Altered: Thursday, February 08, 2018 11:31:02 Pacific Standard Time
Printed: Thursday, February 08, 2018 11:31:38 Pacific Standard Time

Name: 180129M1_48, Date: 29-Jan-2018, Time: 19:15:52, ID: 1800153-11RE1 FT-FRB02-20180117 0.22638, Description: FT-FRB02-20180117

Total PFOA

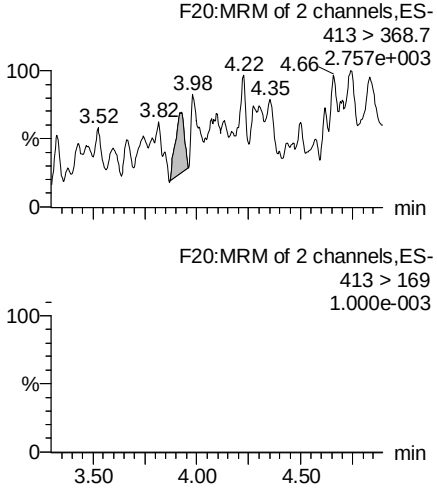

PFNA

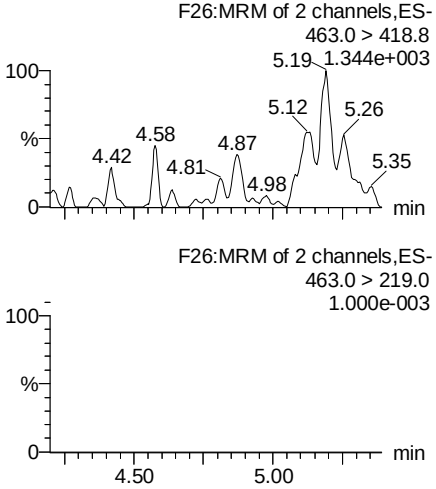

Total PFOS

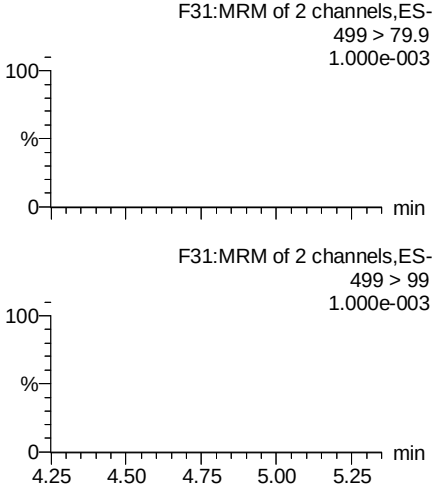

PFDA

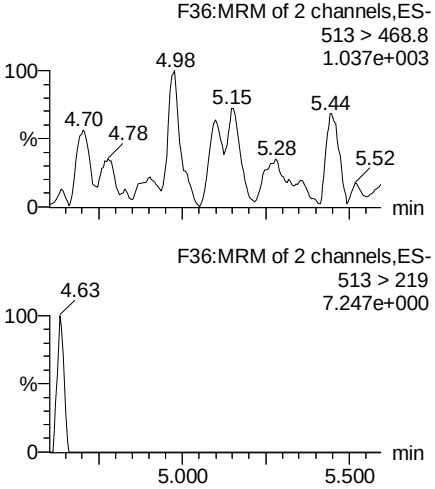

13C2-PFOA

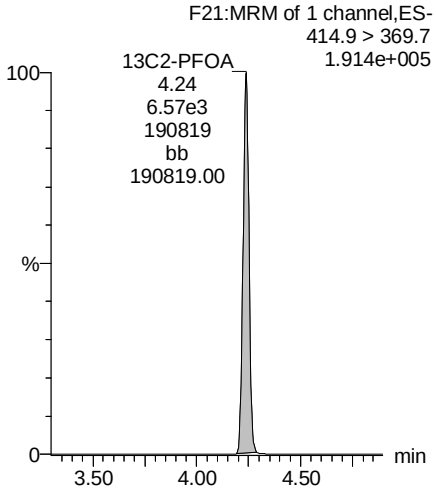

13C5-PFNA

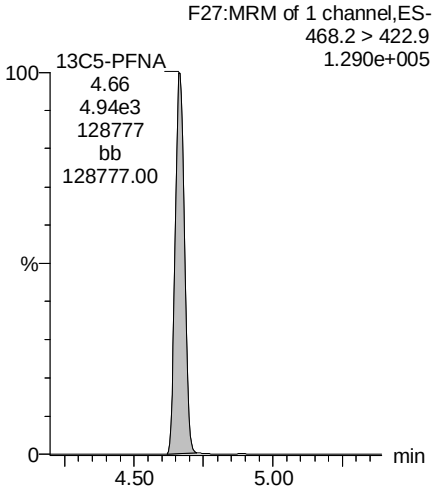

13C8-PFOS

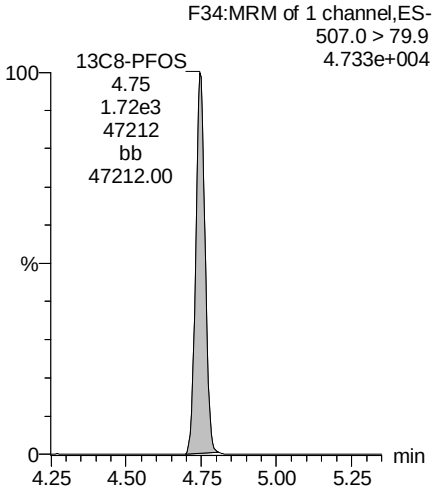

13C2-PFDA

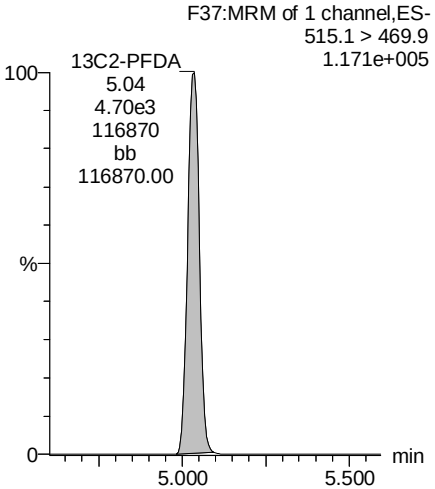

GMAD 2/7/18

Vista Analytical Laboratory

Rev'd: MM 2/8/2018

Dataset: Z:\Projects\PFAS.PRO\Results\180129M1\180129M1-48.qld

Last Altered: Thursday, February 08, 2018 11:31:02 Pacific Standard Time
Printed: Thursday, February 08, 2018 11:31:38 Pacific Standard Time

Name: 180129M1_48, Date: 29-Jan-2018, Time: 19:15:52, ID: 1800153-11RE1 FT-FRB02-20180117 0.22638, Description: FT-FRB02-20180117

PFUdA

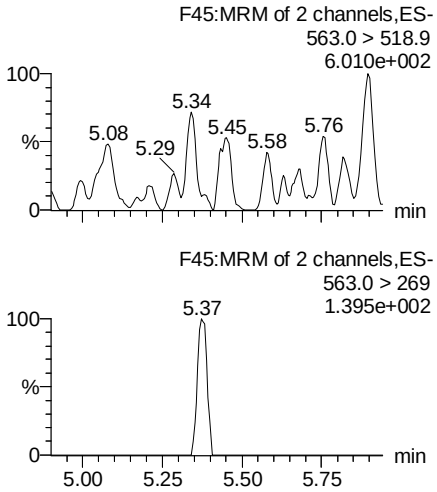

N-MeFOSAA

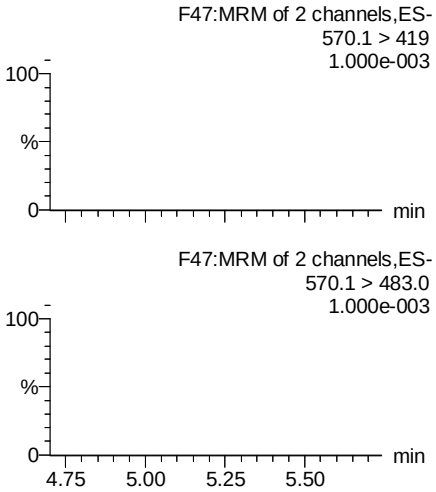

N-EtFOSAA

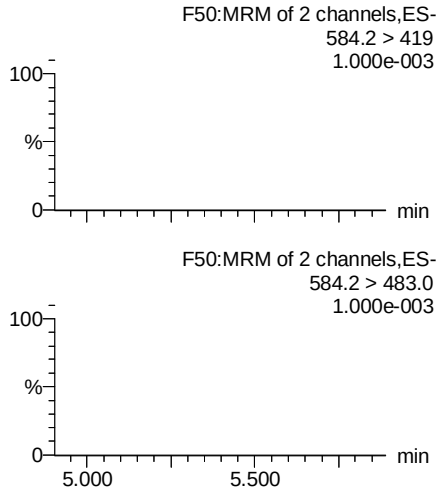

PFDoA

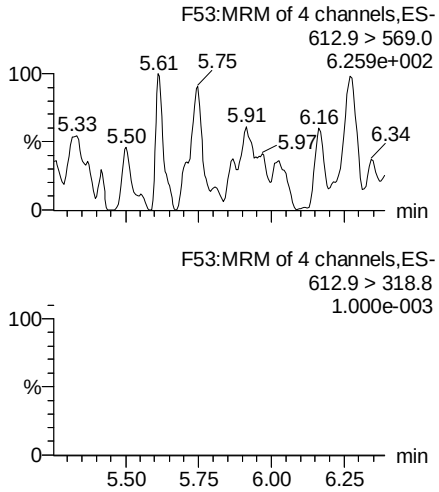

13C2-PFUdA

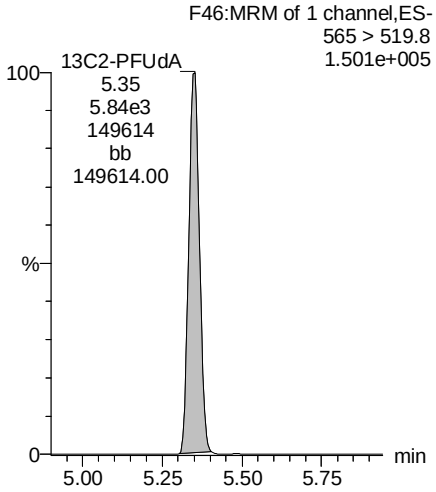

d3-N-MeFOSAA

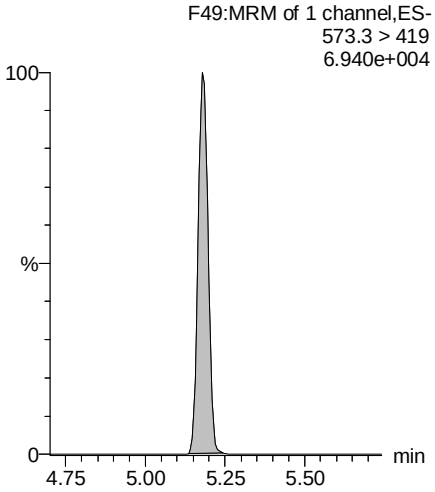

d5-N-EtFOSAA

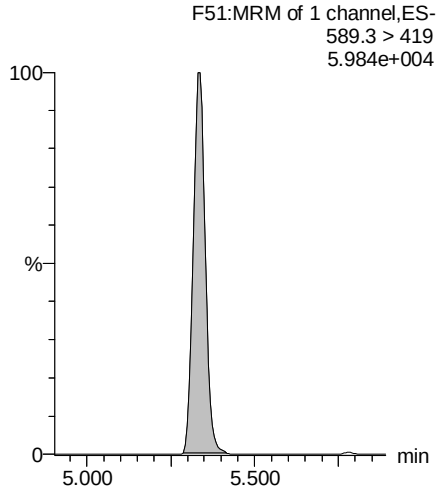

13C2-PFDoA

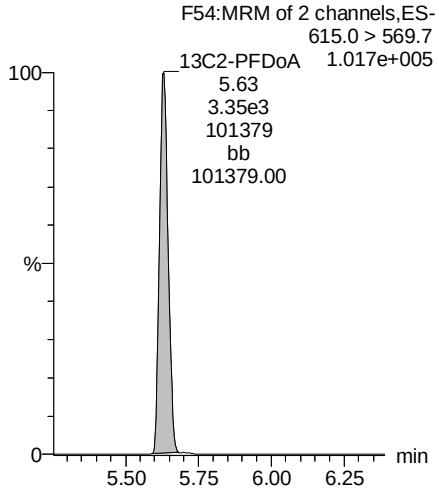

GMAD 2/7/18

Vista Analytical Laboratory

Rev'd: MM 2/8/2018

Dataset: Z:\Projects\PFAS.PRO\Results\180129M1\180129M1-48.qld

Last Altered: Thursday, February 08, 2018 11:31:02 Pacific Standard Time
Printed: Thursday, February 08, 2018 11:31:38 Pacific Standard Time

Name: 180129M1_48, Date: 29-Jan-2018, Time: 19:15:52, ID: 1800153-11RE1 FT-FRB02-20180117 0.22638, Description: FT-FRB02-20180117

PFTrDA

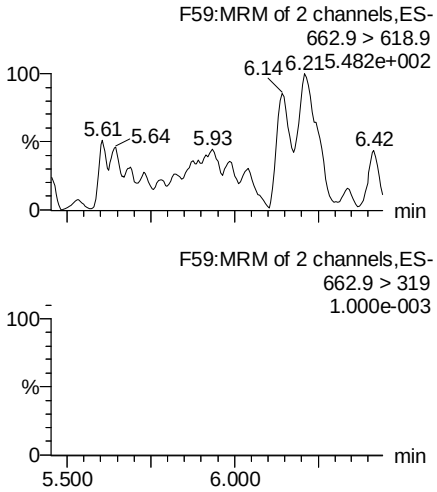

PFTeDA

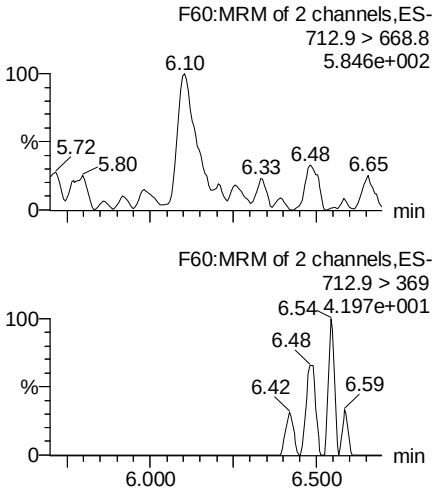

TCDA

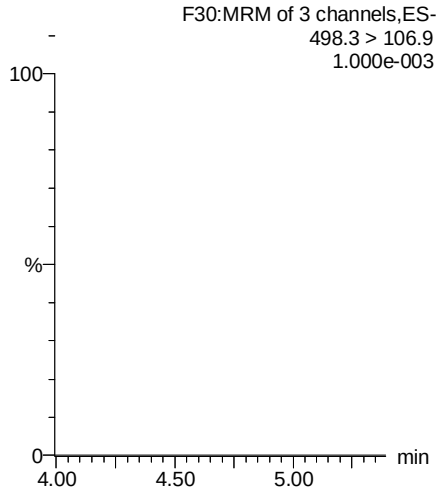

13C5-PFHxA

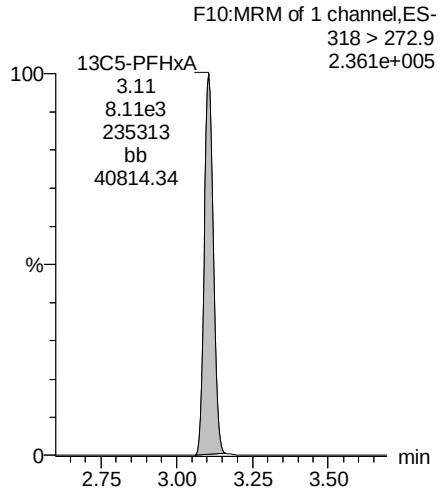

13C2-PFDoA

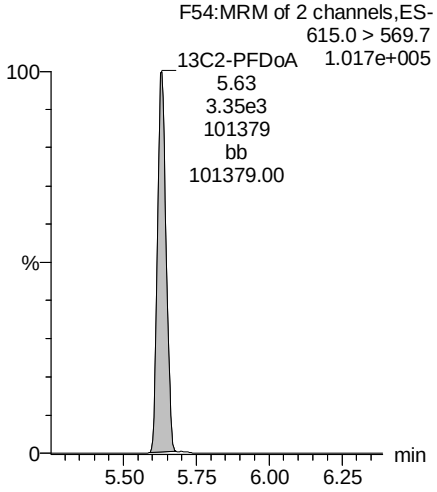

13C2-PFTeDA

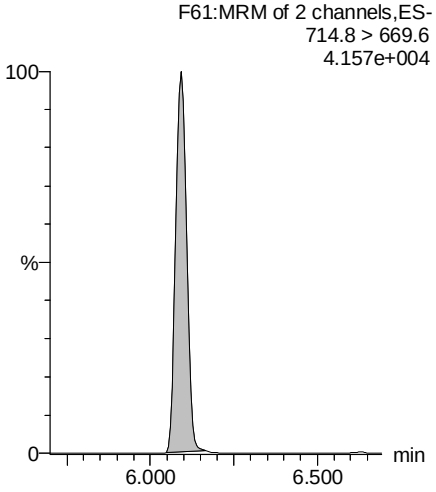

13C8-PFOS

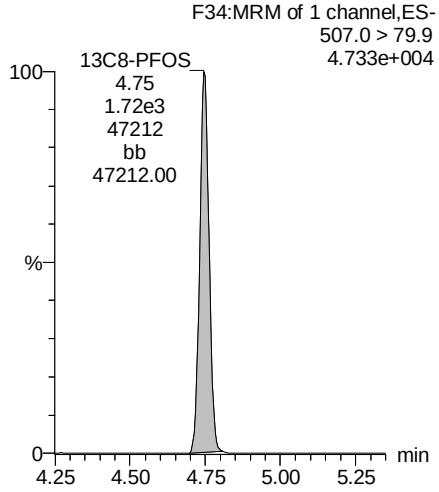

13C8-PFOA

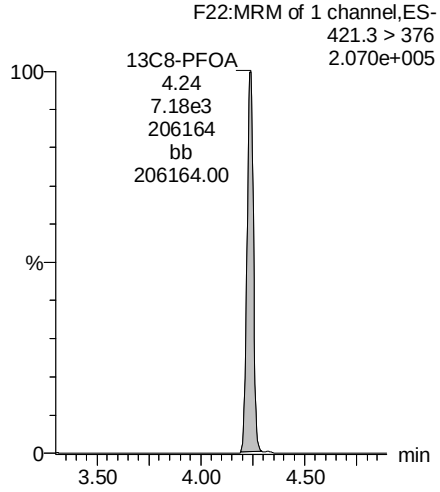

GMAD 2/7/18

Vista Analytical Laboratory

Rev'd: MM 2/8/2018

Dataset: Z:\Projects\PFAS.PRO\Results\180129M1\180129M1-48.qld

Last Altered: Thursday, February 08, 2018 11:31:02 Pacific Standard Time
Printed: Thursday, February 08, 2018 11:31:38 Pacific Standard Time

Name: 180129M1_48, Date: 29-Jan-2018, Time: 19:15:52, ID: 1800153-11RE1 FT-FRB02-20180117 0.22638, Description: FT-FRB02-20180117

13C3-PFHxS

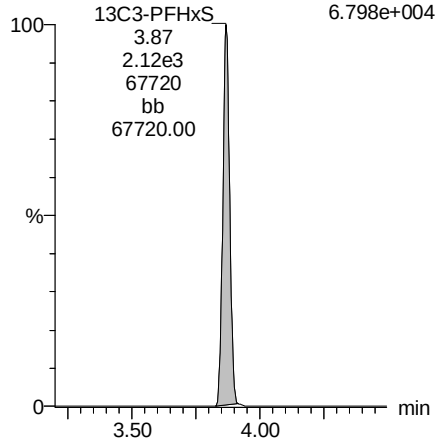

13C9-PFNA

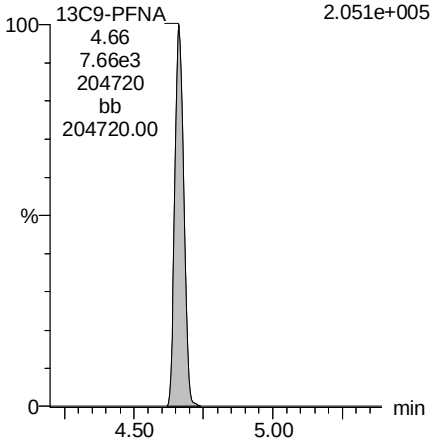

13C4-PFOS

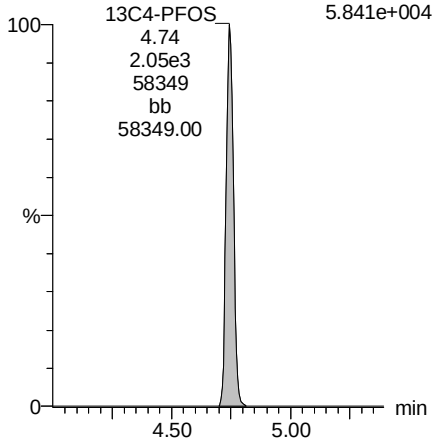

13C6-PFDA

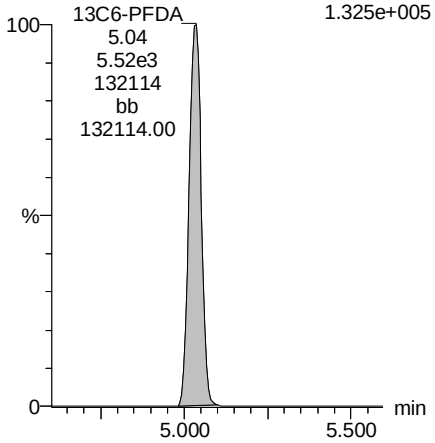

13C7-PFUdA

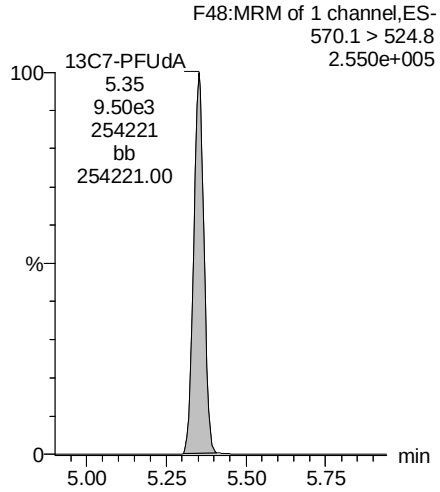

GMAD 2/7/18

SAMPLE DATA –EPA METHOD 537

Vista Analytical Laboratory

Rev'd: MM 1/31/2018

Dataset: U:\Q1.PRO\Results\2018\180129G2\180129G2-19.qld

Last Altered: Tuesday, January 30, 2018 16:09:12 Pacific Standard Time
Printed: Tuesday, January 30, 2018 16:09:23 Pacific Standard Time

Method: U:\Q1.PRO\MethDB\PFAS_DW_L14_1214total.mdb 26 Jan 2018 11:13:56
Calibration: U:\Q1.PRO\CurveDB\C18_537_Q1_01-29-18_L14.cdb 30 Jan 2018 09:36:46

Name: 180129G2_19, Date: 29-Jan-2018, Time: 19:36:24, ID: B8A0146-BLK1 LRB 0.25, Description: LRB

	#	Name	Trace	Area	IS Area	Wt./Vol.	RRF	Pred.RT	RT	y Axis Resp.	Conc.	%Rec
1	1	PFBS	299 > 79.7		7.17e3	0.2500		3.01				
2	2	PFHxA	313.2 > 268.9	4.68e1	5.60e3	0.2500		3.36	3.37	0.0836	1.28	
3	3	PFHpA	363 > 318.9	4.96e0	5.60e3	0.2500		3.88	3.90	0.00886	0.0461	
4	4	PFHxS	398.9 > 79.6		7.17e3	0.2500		4.01				
5	5	PFOA	413 > 368.7	2.71e1	5.60e3	0.2500		4.31	4.32	0.0483	0.220	
6	6	PFNA	463 > 418.8	6.39e0	5.60e3	0.2500		4.65	4.64	0.0114	0.0404	
7	7	PFOS	499 >79.9		7.17e3	0.2500		4.71				
8	8	PFDA	513 > 468.8	1.60e1	5.60e3	0.2500		4.98	4.94	0.0286	0.103	
9	9	N-MeFOSAA	570.1 > 419.0		6.62e3	0.2500		5.01				
10	10	N-EtFOSAA	584.2 >419.0		6.62e3	0.2500		5.19				
11	11	PFDoA	612.9 > 318.8		5.60e3	0.2500		5.34				
12	12	PFUnA	563 > 518.9		5.60e3	0.2500		5.14				
13	13	PFTrDA	662.9 > 618.9		5.60e3	0.2500		5.67				
14	14	PFTeDA	712.9 > 668.8		5.60e3	0.2500		5.84				
15	15	13C2-PFHxA	315 > 269.8	2.17e3	5.60e3	0.2500	0.393	3.46	3.37	3.87	39.5	98.6
16	16	13C2-PFDA	515.1 > 469.9	4.13e3	5.60e3	0.2500	0.887	4.91	4.95	7.38	33.3	83.2
17	17	d5-N-EtFOSAA	589.3 > 419.0	6.84e3	6.62e3	0.2500	1.049	5.07	5.20	41.3	158	98.5
18	18	13C2-PFOA	414.9 > 369.7	5.60e3	5.60e3	0.2500	1.000	4.31	4.31	10.0	40.0	100.0
19	19	13C4-PFOS	503.0 > 79.9	7.17e3	7.17e3	0.2500	1.000	4.81	4.71	28.7	115	100.0
20	20	d3-N-MeFOSAA	573.3 > 419.0	6.62e3	6.62e3	0.2500	1.000	5.16	5.07	40.0	160	100.0

GM 1/30/2018

Dataset: U:\Q1.PRO\Results\2018\180129G2\180129G2-19.qld

Last Altered: Tuesday, January 30, 2018 16:09:12 Pacific Standard Time
Printed: Tuesday, January 30, 2018 16:09:23 Pacific Standard Time

Method: U:\Q1.PRO\MethDB\PFAS_DW_L14_1214total.mdb 26 Jan 2018 11:13:56
Calibration: U:\Q1.PRO\CurveDB\C18_537_Q1_01-29-18_L14.cdb 30 Jan 2018 09:36:46

Name: 180129G2_19, Date: 29-Jan-2018, Time: 19:36:24, ID: B8A0146-BLK1 LRB 0.25, Description: LRB

PFBS

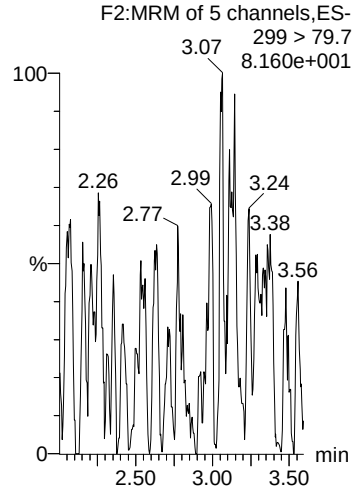

PFHxA

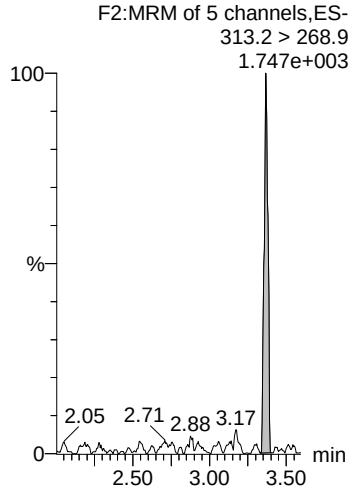

PFHpA

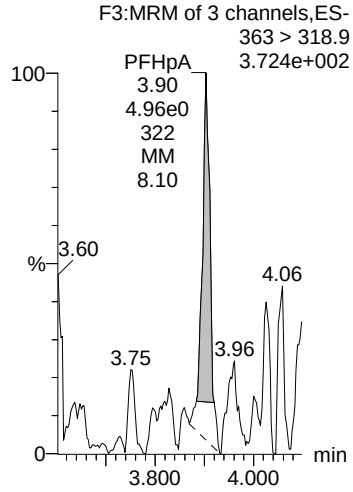

PFHxS

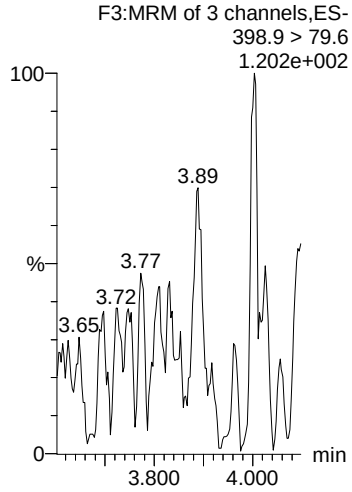

PFOA

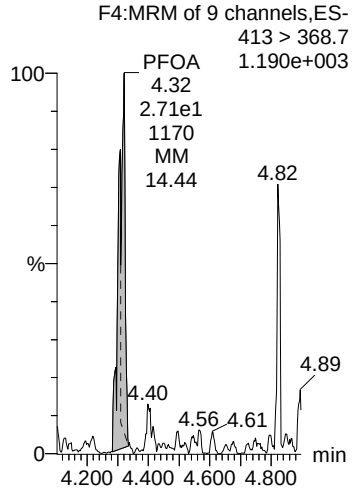

13C4-PFOS

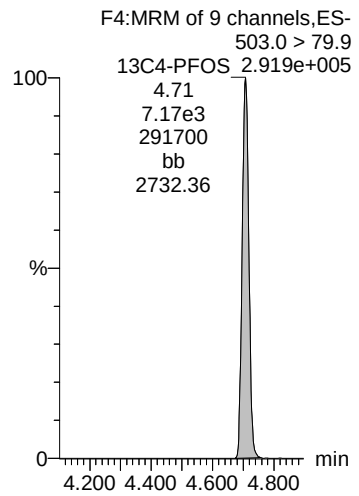

13C2-PFOA

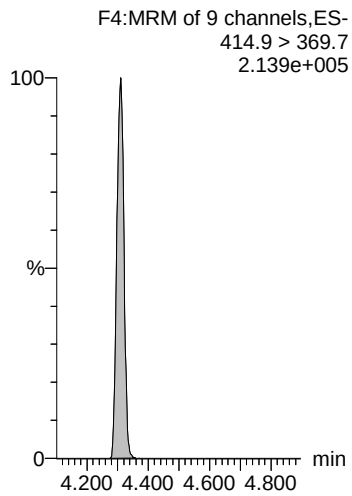

13C2-PFOA

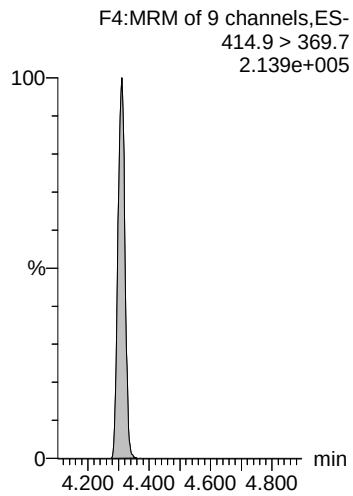

13C4-PFOS

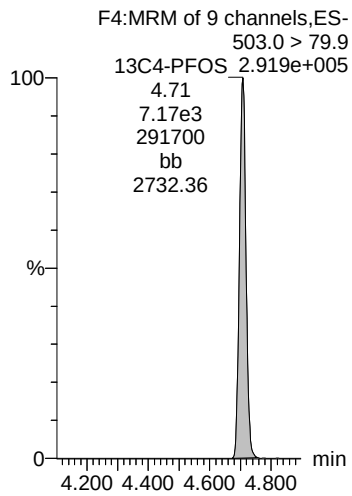

13C2-PFOA

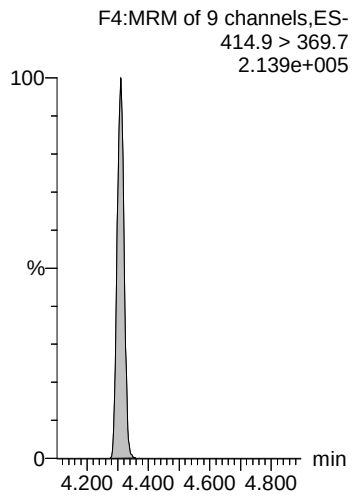

GM 1/30/2018

Vista Analytical Laboratory

Rev'd: MM 1/31/2018

Dataset: U:\Q1.PRO\Results\2018\180129G2\180129G2-19.qld

Last Altered: Tuesday, January 30, 2018 16:09:12 Pacific Standard Time
Printed: Tuesday, January 30, 2018 16:09:23 Pacific Standard Time

Name: 180129G2_19, Date: 29-Jan-2018, Time: 19:36:24, ID: B8A0146-BLK1 LRB 0.25, Description: LRB

PFNA

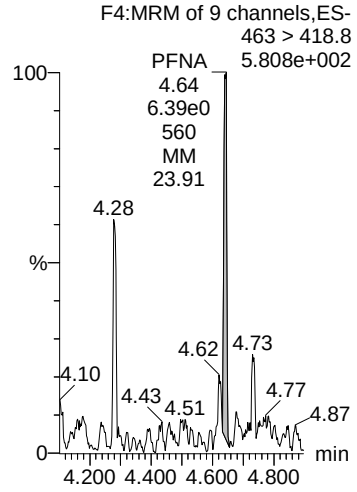

PFOS

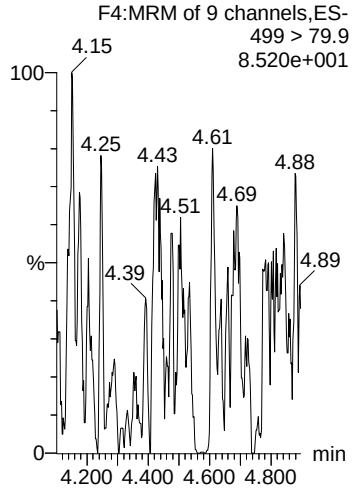

PFDA

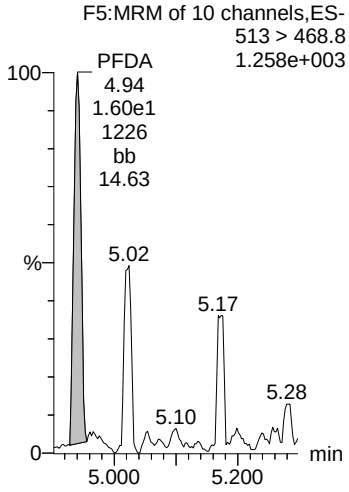

N-MeFOSAA

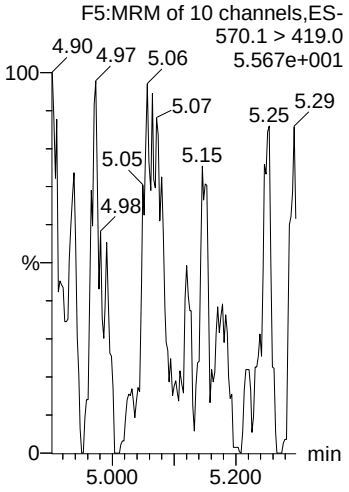

N-EtFOSAA

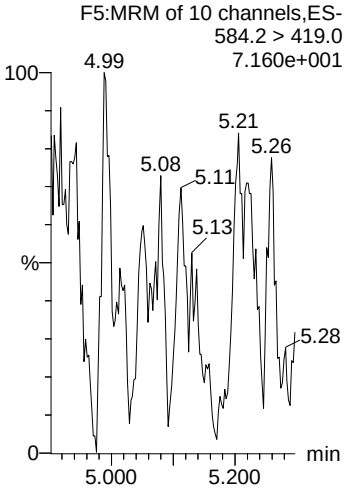

13C2-PFOA

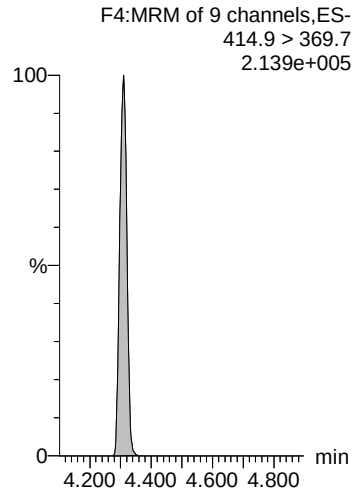

13C4-PFOS

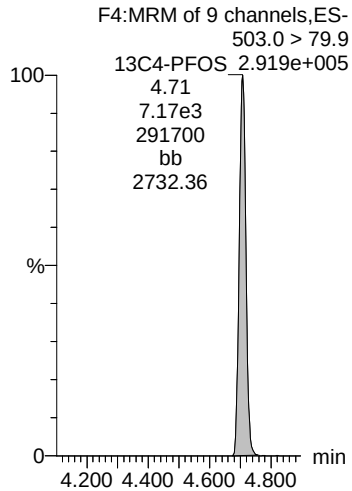

13C2-PFOA

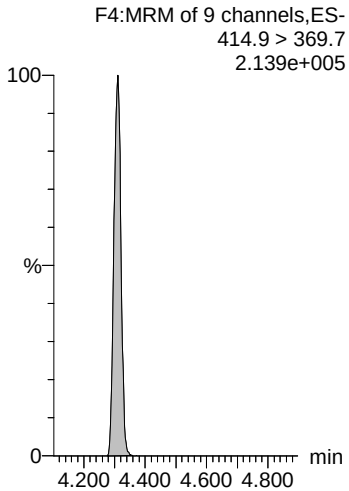

d3-N-MeFOSAA

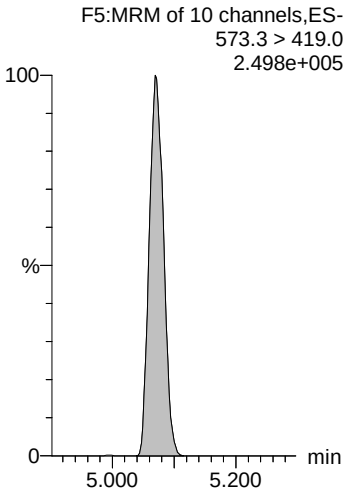

d3-N-MeFOSAA

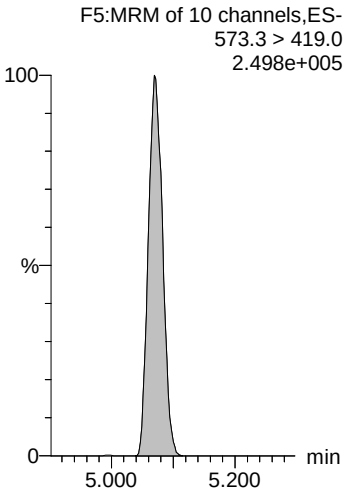

GM 1/30/2018

Dataset: U:\Q1.PRO\Results\2018\180129G2\180129G2-19.qld

Last Altered: Tuesday, January 30, 2018 16:09:12 Pacific Standard Time
Printed: Tuesday, January 30, 2018 16:09:23 Pacific Standard Time

Name: 180129G2_19, Date: 29-Jan-2018, Time: 19:36:24, ID: B8A0146-BLK1 LRB 0.25, Description: LRB

PFUnA

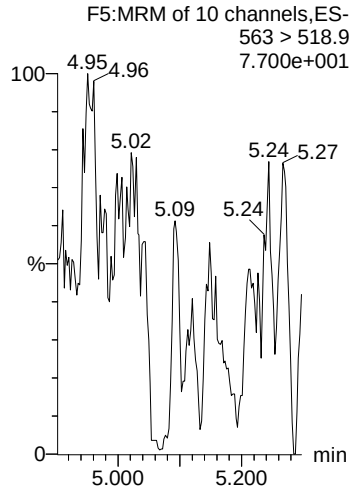

PFDoA

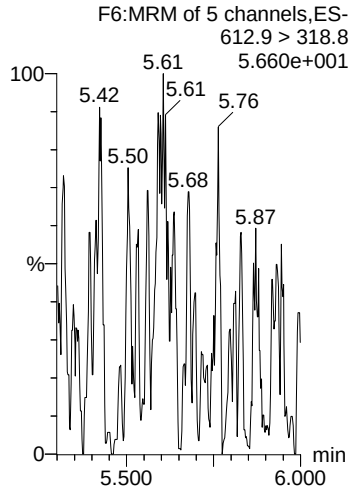

PFTrDA

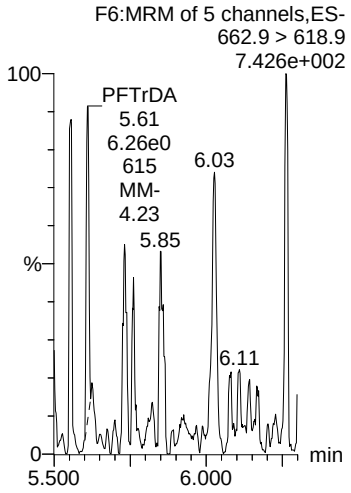

PFTeDA

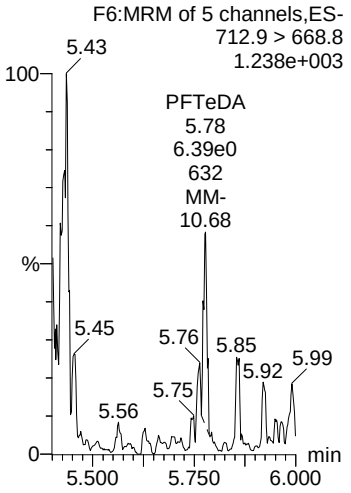

13C2-PFHxA

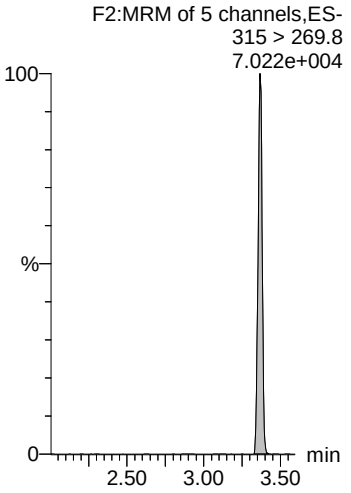

13C2-PFOA

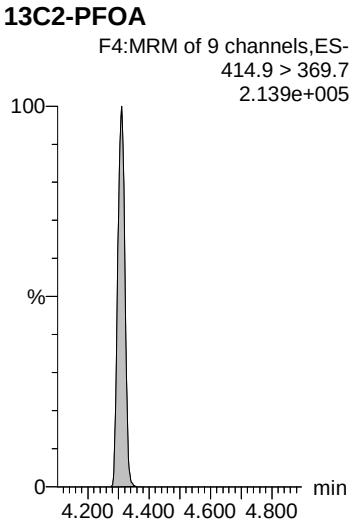

13C2-PFOA

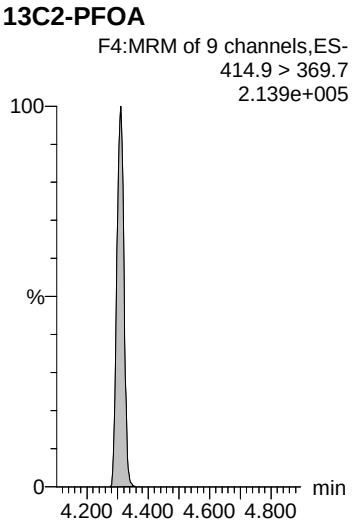

13C2-PFOA

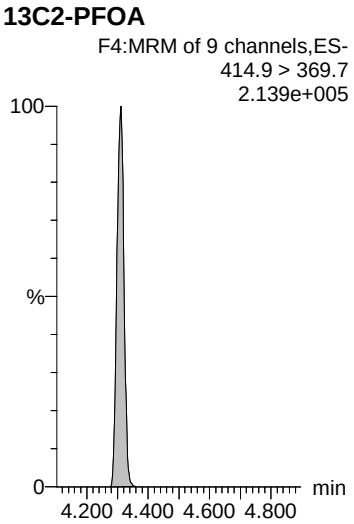

13C2-PFOA

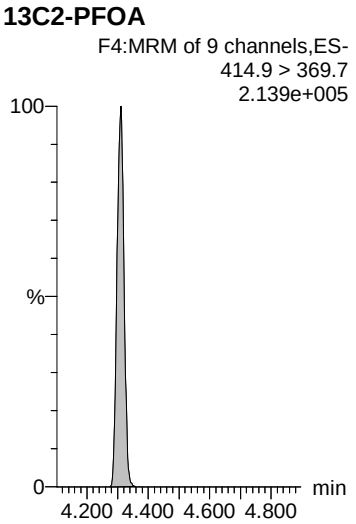

13C2-PFDA

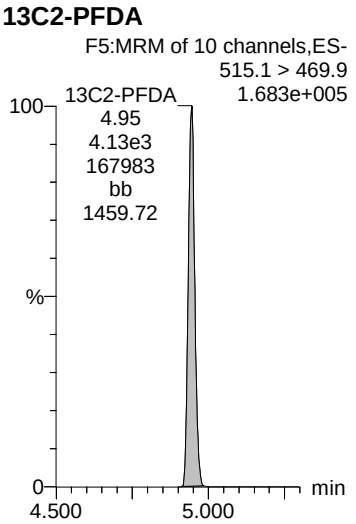

GM 1/30/2018

Vista Analytical Laboratory

Rev'd: MM 1/31/2018

Dataset: U:\Q1.PRO\Results\2018\180129G2\180129G2-19.qld

Last Altered: Tuesday, January 30, 2018 16:09:12 Pacific Standard Time
Printed: Tuesday, January 30, 2018 16:09:23 Pacific Standard Time

Name: 180129G2_19, Date: 29-Jan-2018, Time: 19:36:24, ID: B8A0146-BLK1 LRB 0.25, Description: LRB

d5-N-EtFOSAA

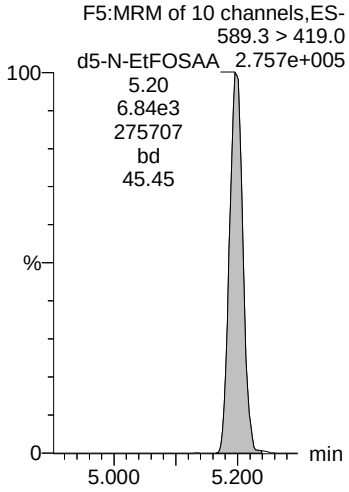

GM 1/30/2018

Vista Analytical Laboratory

Rev'd: MM 1/31/2018

Dataset: U:\Q1.PRO\Results\2018\180129G2\180129G2-18.qld

Last Altered: Tuesday, January 30, 2018 16:06:49 Pacific Standard Time
Printed: Tuesday, January 30, 2018 16:07:47 Pacific Standard Time

Method: U:\Q1.PRO\MethDB\PFAS_DW_L14_1214total.mdb 26 Jan 2018 11:13:56
Calibration: U:\Q1.PRO\CurveDB\C18_537_Q1_01-29-18_L14.cdb 30 Jan 2018 09:36:46

Name: 180129G2_18, Date: 29-Jan-2018, Time: 19:24:00, ID: B8A0146-BS1 LFB 0.25, Description: LFB

	#	Name	Trace	Area	IS Area	Wt./Vol.	RRF	Pred.RT	RT	y Axis Resp.	Conc.	%Rec
1	1	PFBS	299 > 79.7	6.74e2	7.77e3	0.2500		3.01	3.00	2.49	19.3	109.0
2	2	PFHxA	313.2 > 268.9	6.36e2	5.96e3	0.2500		3.36	3.37	1.07	16.3	81.5
3	3	PFHpA	363 > 318.9	1.78e3	5.96e3	0.2500		3.88	3.90	2.99	15.5	77.7
4	4	PFHxS	398.9 > 79.6	1.01e3	7.77e3	0.2500		4.01	4.02	3.73	21.5	118.0
5	5	PFOA	413 > 368.7	2.25e3	5.96e3	0.2500		4.31	4.31	3.77	17.2	85.8
6	6	PFNA	463 > 418.8	2.83e3	5.96e3	0.2500		4.65	4.65	4.74	16.8	84.0
7	7	PFOS	499 >79.9	1.10e3	7.77e3	0.2500		4.71	4.71	4.05	16.1	87.3
8	8	PFDA	513 > 468.8	2.49e3	5.96e3	0.2500		4.98	4.95	4.17	15.1	75.4
9	9	N-MeFOSAA	570.1 > 419.0	1.43e3	6.10e3	0.2500		5.01	5.07	9.37	18.7	93.3
10	10	N-EtFOSAA	584.2 >419.0	1.01e3	6.10e3	0.2500		5.19	5.20	6.61	19.1	95.7
11	11	PFDoA	612.9 > 318.8	5.01e2	5.96e3	0.2500		5.34	5.42	0.841	21.8	108.8
12	12	PFUnA	563 > 518.9	2.68e3	5.96e3	0.2500		5.14	5.21	4.50	16.3	81.6
13	13	PFTrDA	662.9 > 618.9	3.73e3	5.96e3	0.2500		5.67	5.62	6.26	15.3	76.7
14	14	PFTeDA	712.9 > 668.8	4.02e3	5.96e3	0.2500		5.84	5.78	6.75	17.4	86.9
15	15	13C2-PFHxA	315 > 269.8	2.34e3	5.96e3	0.2500	0.393	3.46	3.37	3.92	40.0	100.0
16	16	13C2-PFDA	515.1 > 469.9	3.97e3	5.96e3	0.2500	0.887	4.91	4.94	6.66	30.1	75.1
17	17	d5-N-EtFOSAA	589.3 > 419.0	6.23e3	6.10e3	0.2500	1.049	5.07	5.20	40.9	156	97.5
18	18	13C2-PFOA	414.9 > 369.7	5.96e3	5.96e3	0.2500	1.000	4.31	4.31	10.0	40.0	100.0
19	19	13C4-PFOS	503.0 > 79.9	7.77e3	7.77e3	0.2500	1.000	4.81	4.71	28.7	115	100.0
20	20	d3-N-MeFOSAA	573.3 > 419.0	6.10e3	6.10e3	0.2500	1.000	5.16	5.07	40.0	160	100.0

GM 1/30/2018

Vista Analytical Laboratory

Rev'd: MM 1/31/2018

Dataset: U:\Q1.PRO\Results\2018\180129G2\180129G2-18.qld

Last Altered: Tuesday, January 30, 2018 16:06:49 Pacific Standard Time
Printed: Tuesday, January 30, 2018 16:07:47 Pacific Standard Time

Method: U:\Q1.PRO\MethDB\PFAS_DW_L14_1214total.mdb 26 Jan 2018 11:13:56
Calibration: U:\Q1.PRO\CurveDB\C18_537_Q1_01-29-18_L14.cdb 30 Jan 2018 09:36:46

Name: 180129G2_18, Date: 29-Jan-2018, Time: 19:24:00, ID: B8A0146-BS1 LFB 0.25, Description: LFB

PFBS

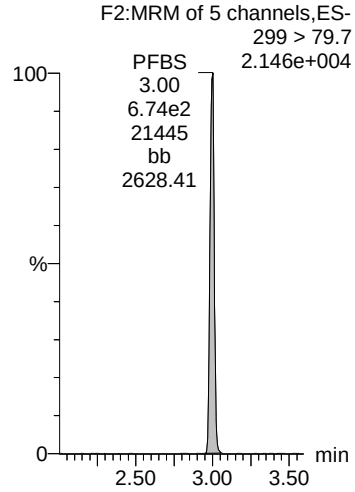

PFHxA

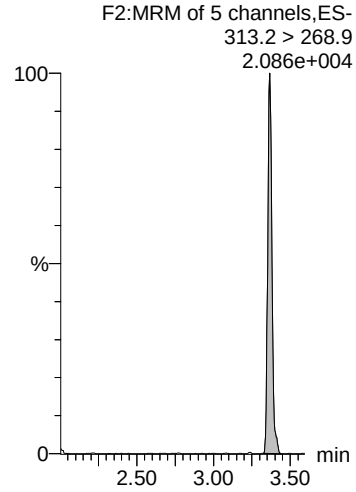

PFHpA

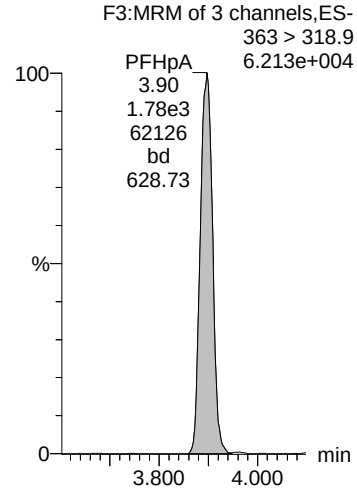

PFHxS

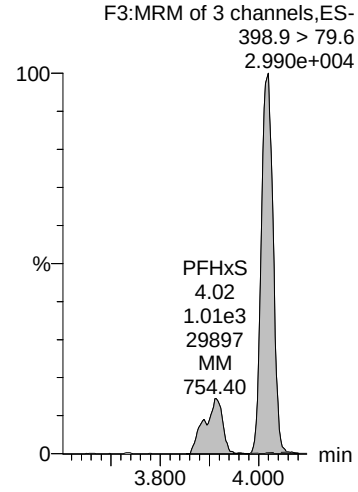

PFOA

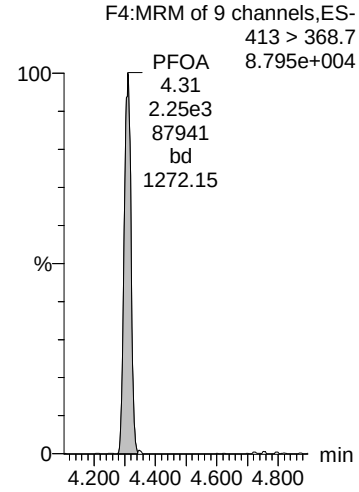

13C4-PFOS

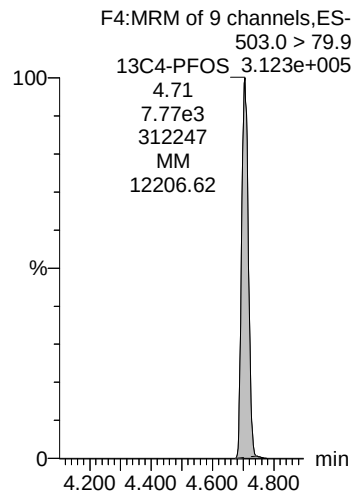

13C2-PFOA

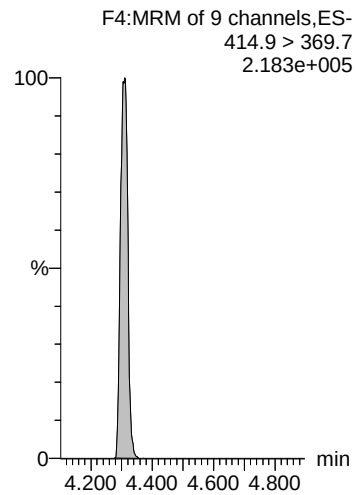

13C2-PFOA

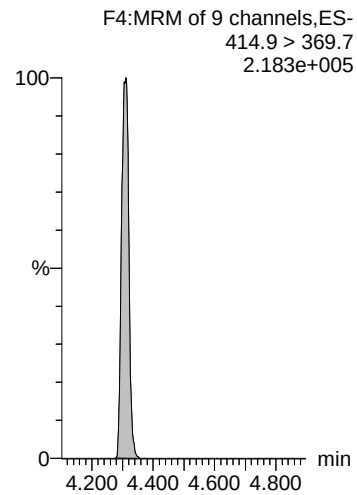

13C4-PFOS

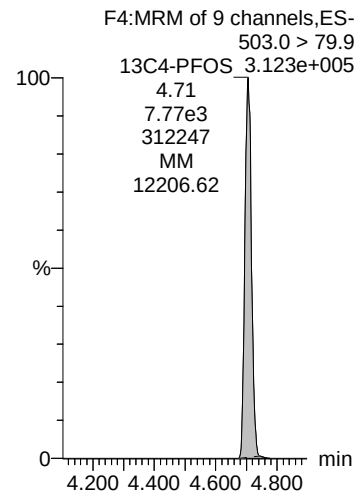

13C2-PFOA

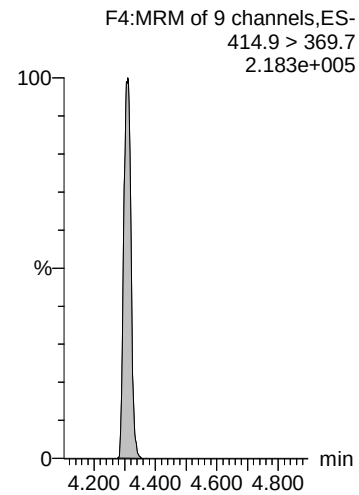

GM 1/30/2018

Vista Analytical Laboratory

Rev'd: MM 1/31/2018

Dataset: U:\Q1.PRO\Results\2018\180129G2\180129G2-18.qld

Last Altered: Tuesday, January 30, 2018 16:06:49 Pacific Standard Time
Printed: Tuesday, January 30, 2018 16:07:47 Pacific Standard Time

Name: 180129G2_18, Date: 29-Jan-2018, Time: 19:24:00, ID: B8A0146-BS1 LFB 0.25, Description: LFB

PFNA

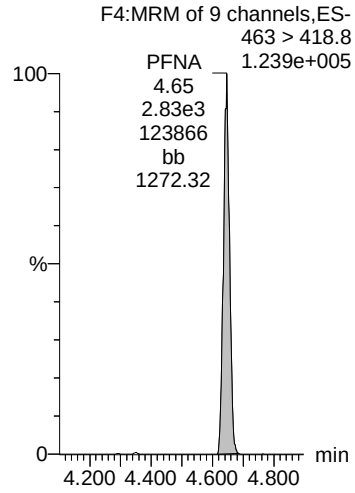

PFOS

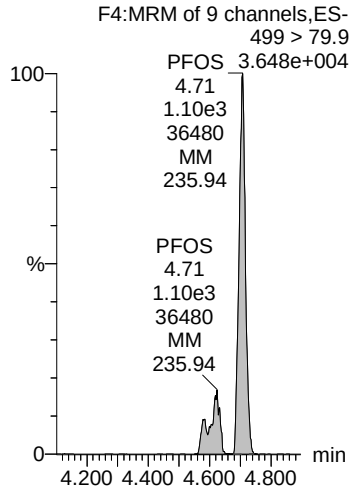

PFDA

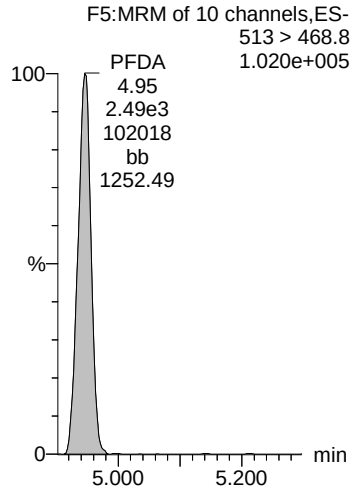

N-MeFOSAA

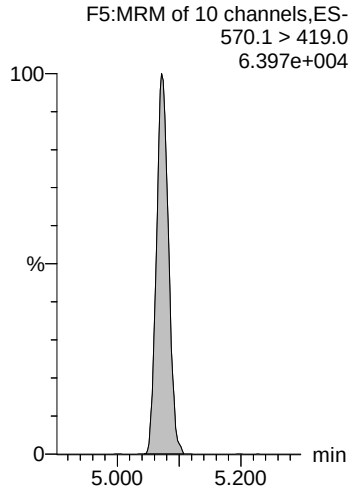

N-EtFOSAA

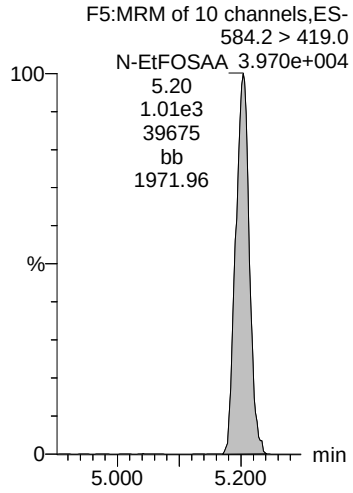

13C2-PFOA

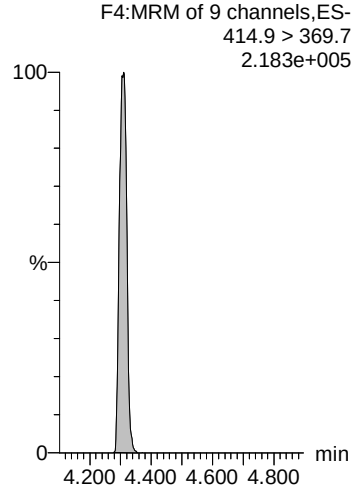

13C4-PFOS

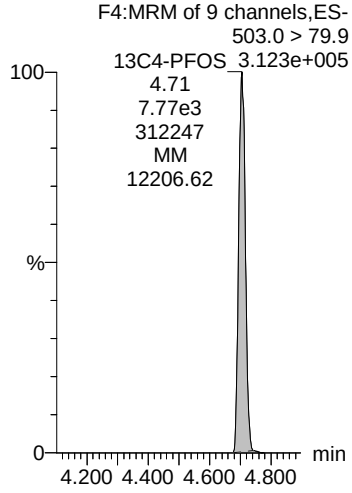

13C2-PFOA

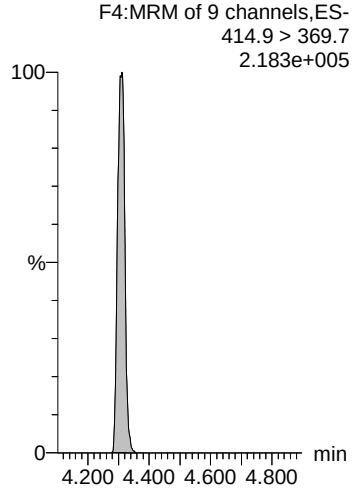

d3-N-MeFOSAA

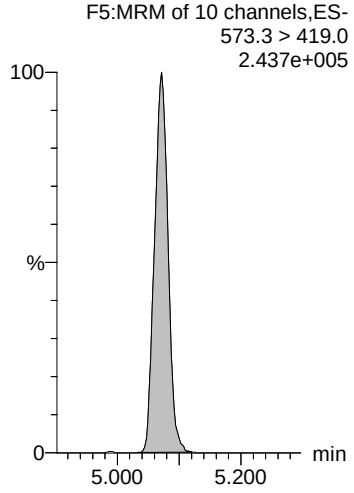

d3-N-MeFOSAA

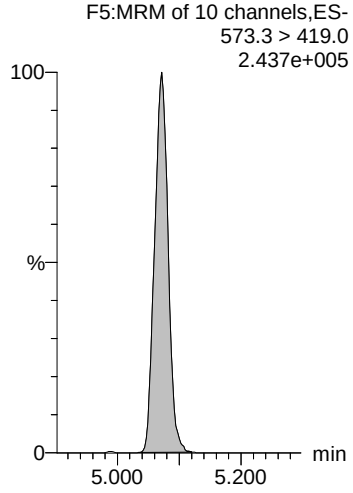

GM 1/30/2018

Dataset: U:\Q1.PRO\Results\2018\180129G2\180129G2-18.qld

Last Altered: Tuesday, January 30, 2018 16:06:49 Pacific Standard Time
Printed: Tuesday, January 30, 2018 16:07:47 Pacific Standard Time

Name: 180129G2_18, Date: 29-Jan-2018, Time: 19:24:00, ID: B8A0146-BS1 LFB 0.25, Description: LFB

PFUnA

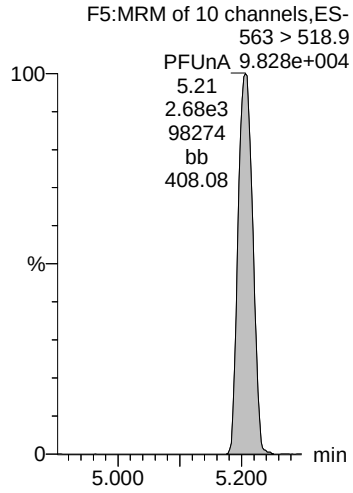

PFDoA

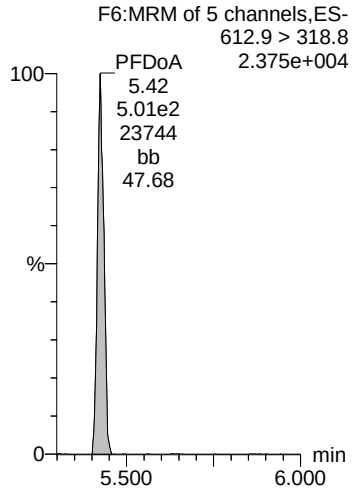

PFTrDA

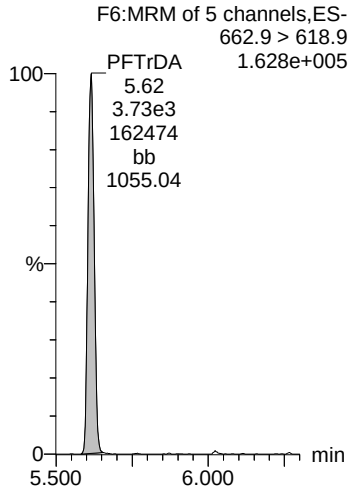

PFTeDA

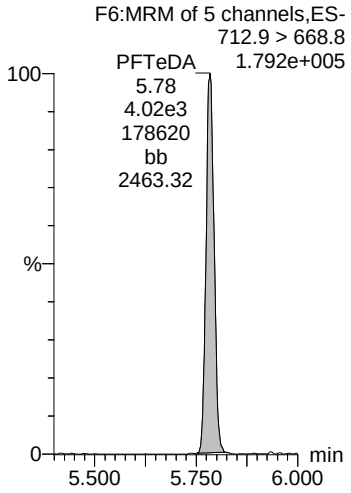

13C2-PFHxA

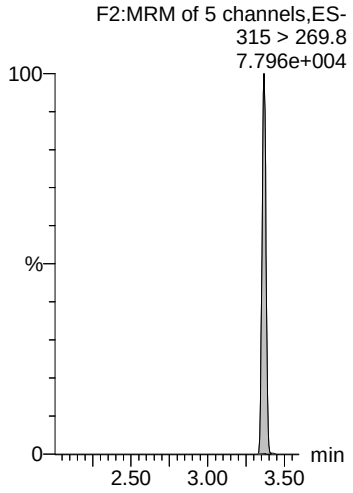

13C2-PFOA

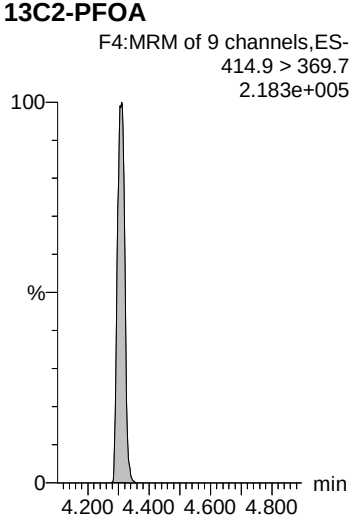

13C2-PFOA

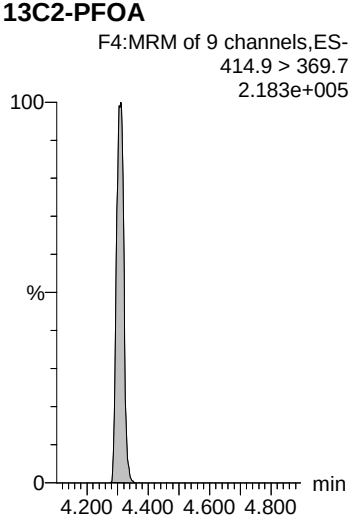

13C2-PFOA

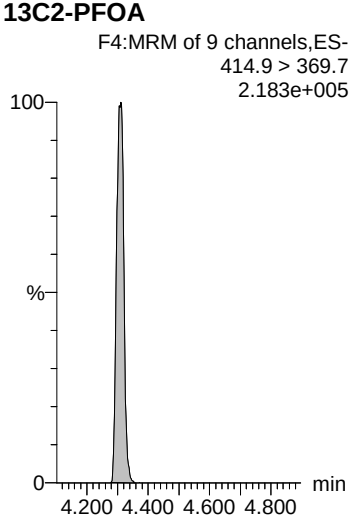

13C2-PFOA

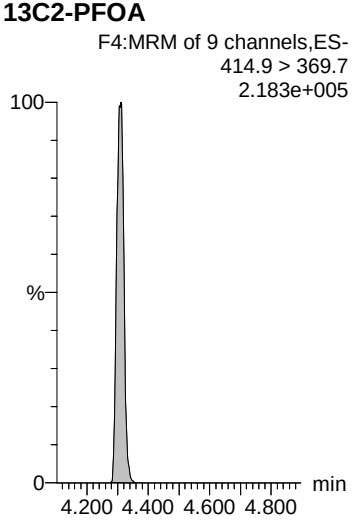

13C2-PFDA

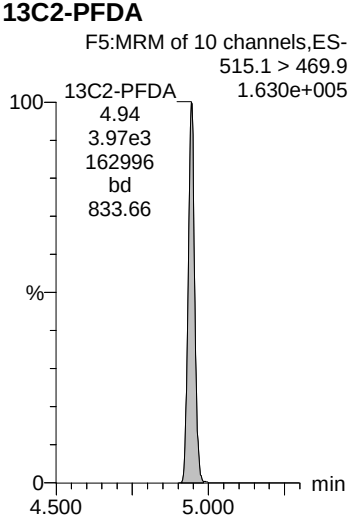

GM 1/30/2018

Dataset: U:\Q1.PRO\Results\2018\180129G2\180129G2-18.qld

Last Altered: Tuesday, January 30, 2018 16:06:49 Pacific Standard Time
Printed: Tuesday, January 30, 2018 16:07:47 Pacific Standard Time

Name: 180129G2_18, Date: 29-Jan-2018, Time: 19:24:00, ID: B8A0146-BS1 LFB 0.25, Description: LFB

d5-N-EtFOSAA

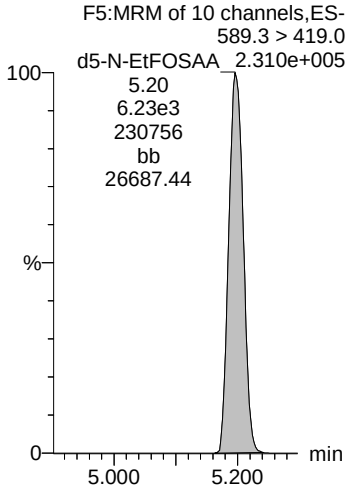

GM 1/30/2018

Vista Analytical Laboratory

Dataset: U:\Q1.PRO\Results\2018\180129G2\180129G2-22.qld

Last Altered: Tuesday, January 30, 2018 16:11:17 Pacific Standard Time
Printed: Thursday, February 08, 2018 11:33:57 Pacific Standard Time

Method: U:\Q1.PRO\MethDB\PFAS_DW_L14_1214total.mdb 26 Jan 2018 11:13:56
Calibration: U:\Q1.PRO\CurveDB\C18_537_Q1_01-29-18_L14.cdb 30 Jan 2018 09:36:46

Name: 180129G2_22, Date: 29-Jan-2018, Time: 20:13:35, ID: 1800153-12 FT-FB02-20180117 0.26136, Description: FT-FB02-20180117

	#	Name	Trace	Area	IS Area	Wt./Vol.	RRF	Pred.RT	RT	y Axis Resp.	Conc.	%Rec
1	1	PFBS	299 > 79.7		6.85e3	0.2614		3.01				
2	2	PFHxA	313.2 > 268.9	3.79e1	5.90e3	0.2614		3.36	3.37	0.0643	0.939	
3	3	PFHpA	363 > 318.9	3.19e1	5.90e3	0.2614		3.88	3.89	0.0541	0.269	
4	4	PFHxS	398.9 > 79.6	1.09e1	6.85e3	0.2614		4.01	4.02	0.0459	0.258	
5	5	PFOA	413 > 368.7	6.82e1	5.90e3	0.2614		4.31	4.31	0.116	0.503	
6	6	PFNA	463 > 418.8		5.90e3	0.2614		4.65				
7	7	PFOS	499 >79.9	2.36e0	6.85e3	0.2614		4.71	4.60	0.00988	0.0379	
8	8	PFDA	513 > 468.8	4.39e1	5.90e3	0.2614		4.98	4.95	0.0744	0.256	
9	9	N-MeFOSAA	570.1 > 419.0		6.65e3	0.2614		5.01				
10	10	N-EtFOSAA	584.2 >419.0		6.65e3	0.2614		5.19				
11	11	PFDoA	612.9 > 318.8		5.90e3	0.2614		5.34				
12	12	PFUnA	563 > 518.9	2.74e1	5.90e3	0.2614		5.14	5.20	0.0465	0.161	
13	13	PFTrDA	662.9 > 618.9		5.90e3	0.2614		5.67				
14	14	PFTeDA	712.9 > 668.8		5.90e3	0.2614		5.84				
15	15	13C2-PFHxA	315 > 269.8	2.14e3	5.90e3	0.2614	0.393	3.46	3.37	3.63	35.4	92.5
16	16	13C2-PFDA	515.1 > 469.9	4.10e3	5.90e3	0.2614	0.887	4.91	4.94	6.95	30.0	78.4
17	17	d5-N-EtFOSAA	589.3 > 419.0	6.20e3	6.65e3	0.2614	1.049	5.07	5.19	37.3	136	88.9
18	18	13C2-PFOA	414.9 > 369.7	5.90e3	5.90e3	0.2614	1.000	4.31	4.31	10.0	38.3	100.0
19	19	13C4-PFOS	503.0 > 79.9	6.85e3	6.85e3	0.2614	1.000	4.81	4.71	28.7	110	100.0
20	20	d3-N-MeFOSAA	573.3 > 419.0	6.65e3	6.65e3	0.2614	1.000	5.16	5.07	40.0	153	100.0
21	21	Total PFOA	413 > 368.7	6.82e1	5.90e3	0.2614	0.886	4.32		0.116	0.503	
22	22	Total PFOS	499 >79.9	2.36e0	6.85e3	0.2614	0.978	4.73		0.00988	0.0379	
23	23	Total PFOA+PFOS	413 > 368.7,4...	7.05e1		0.2614	0.932	0.00		0.125	0.540	

GM 2/8/2018

Vista Analytical Laboratory

Dataset: U:\Q1.PRO\Results\2018\180129G2\180129G2-22.qld

Last Altered: Tuesday, January 30, 2018 16:11:17 Pacific Standard Time
Printed: Thursday, February 08, 2018 11:33:57 Pacific Standard Time

Method: U:\Q1.PRO\MethDB\PFAS_DW_L14_1214total.mdb 26 Jan 2018 11:13:56
Calibration: U:\Q1.PRO\CurveDB\C18_537_Q1_01-29-18_L14.cdb 30 Jan 2018 09:36:46

Name: 180129G2_22, Date: 29-Jan-2018, Time: 20:13:35, ID: 1800153-12 FT-FB02-20180117 0.26136, Description: FT-FB02-20180117

PFBS

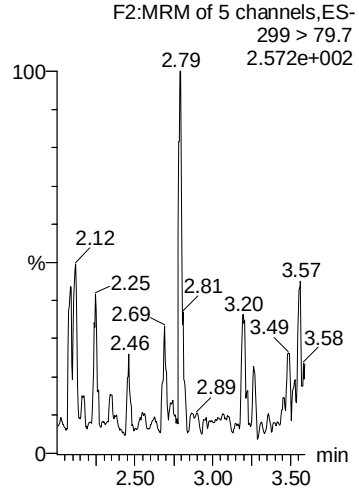

PFHxA

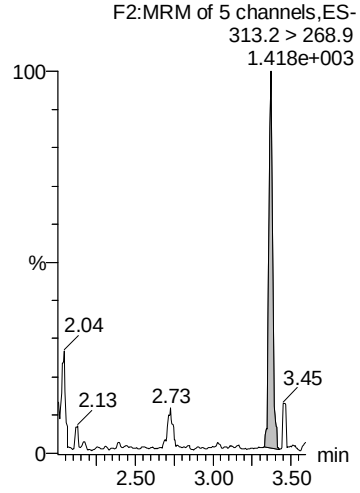

PFHpA

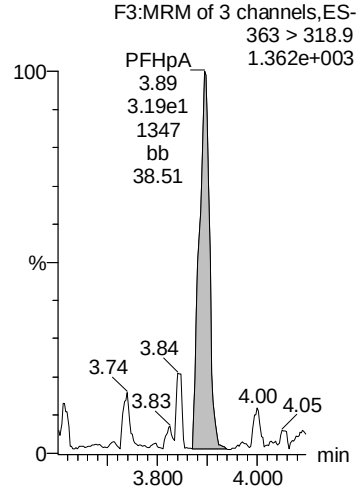

PFHxS

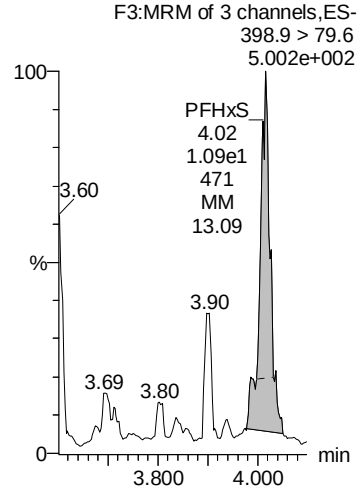

PFOA

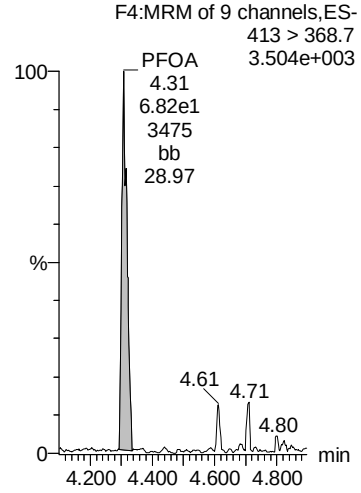

13C4-PFOS

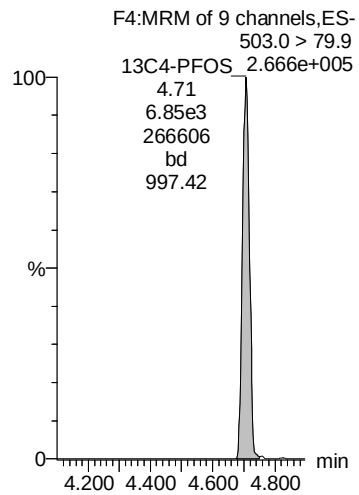

13C2-PFOA

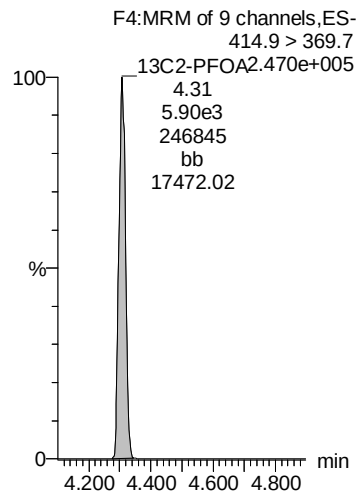

13C2-PFOA

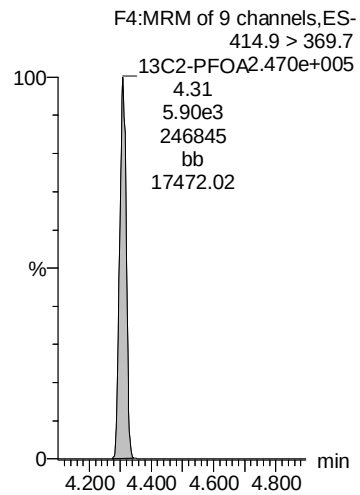

13C4-PFOS

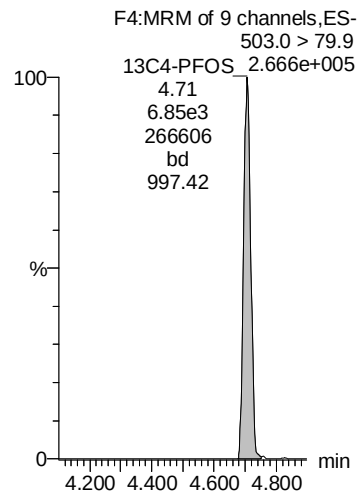

13C2-PFOA

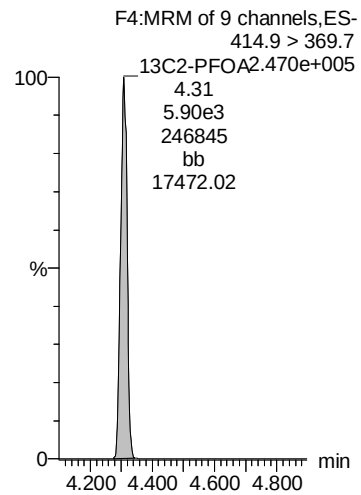

GM 2/8/2018

Vista Analytical Laboratory

Dataset: U:\Q1.PRO\Results\2018\180129G2\180129G2-22.qld

Last Altered: Tuesday, January 30, 2018 16:11:17 Pacific Standard Time
Printed: Thursday, February 08, 2018 11:33:57 Pacific Standard Time

Name: 180129G2_22, Date: 29-Jan-2018, Time: 20:13:35, ID: 1800153-12 FT-FB02-20180117 0.26136, Description: FT-FB02-20180117

PFNA

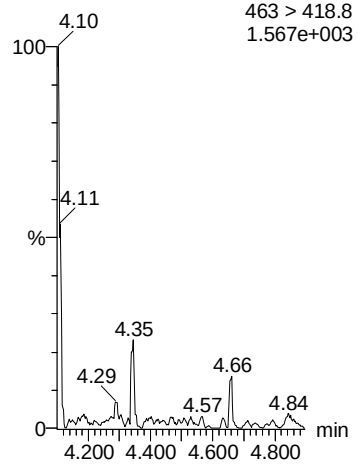

PFOS

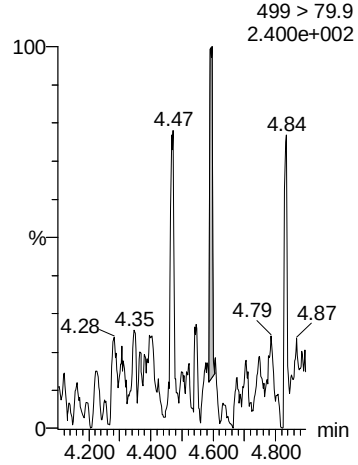

PFDA

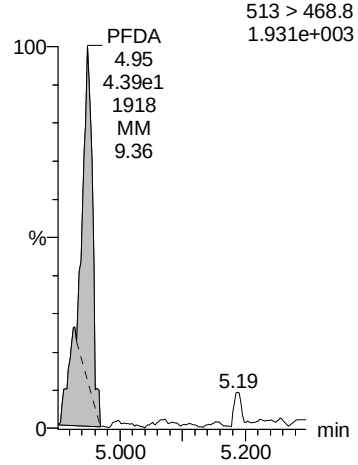

N-MeFOSAA

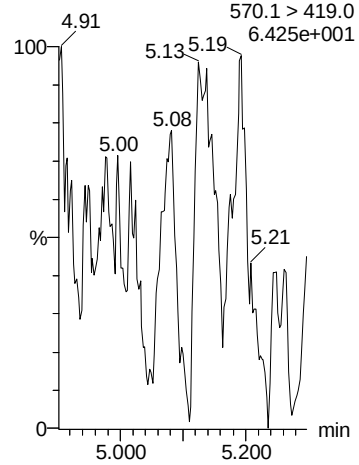

N-EtFOSAA

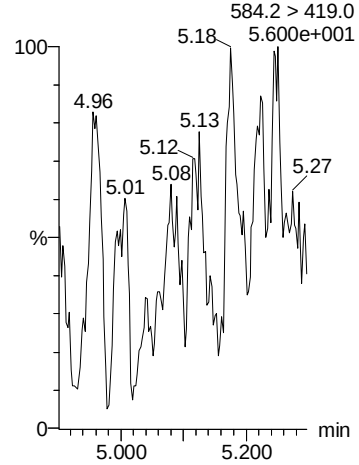

13C2-PFOA

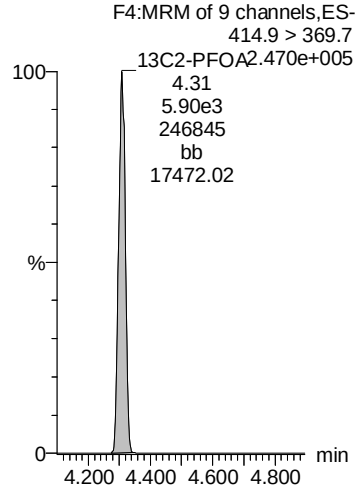

13C4-PFOS

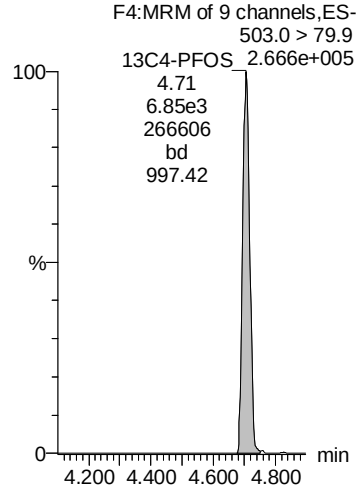

13C2-PFOA

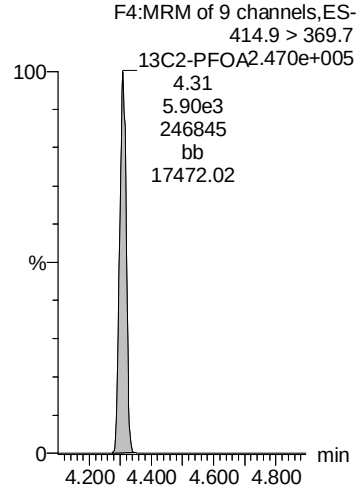

d3-N-MeFOSAA

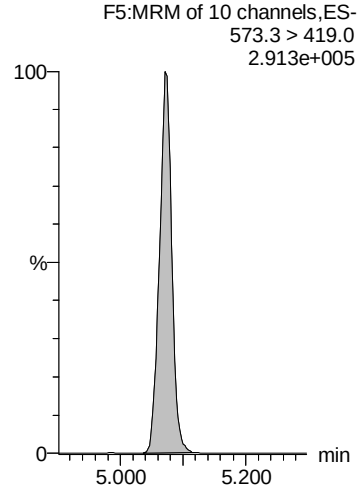

d3-N-MeFOSAA

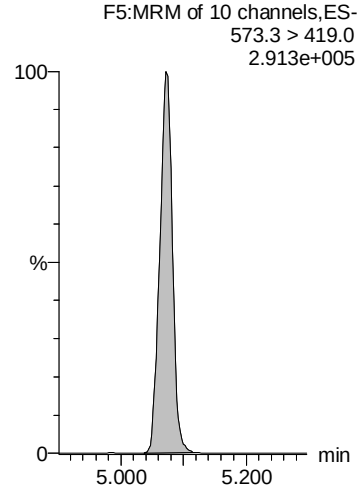

GM 2/8/2018

Vista Analytical Laboratory

Dataset: U:\Q1.PRO\Results\2018\180129G2\180129G2-22.qld

Last Altered: Tuesday, January 30, 2018 16:11:17 Pacific Standard Time
Printed: Thursday, February 08, 2018 11:33:57 Pacific Standard Time

Name: 180129G2_22, Date: 29-Jan-2018, Time: 20:13:35, ID: 1800153-12 FT-FB02-20180117 0.26136, Description: FT-FB02-20180117

PFUnA

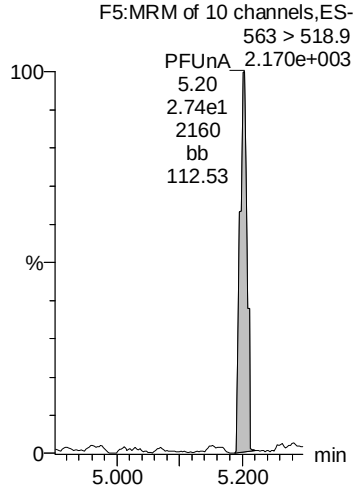

PFDoA

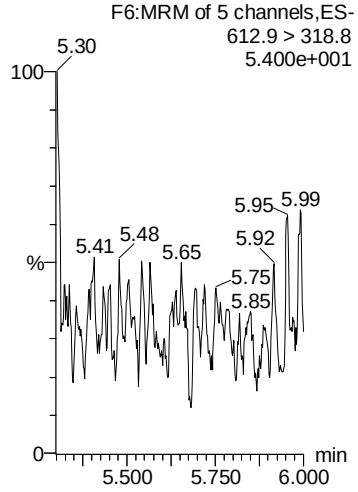

PFTrDA

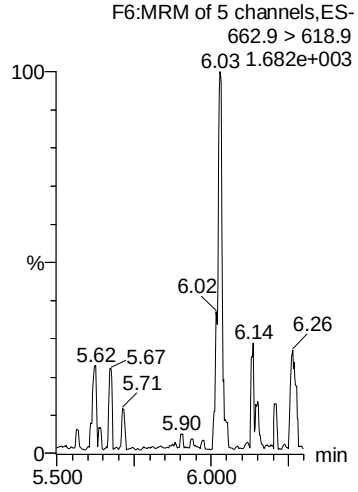

PFTeDA

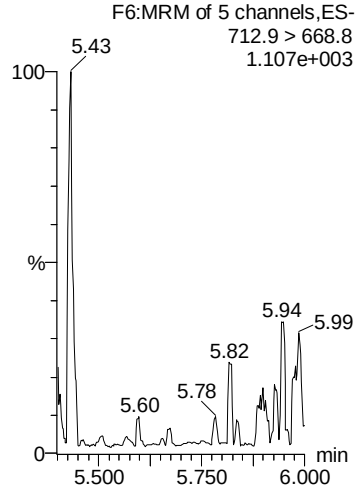

13C2-PFHxA

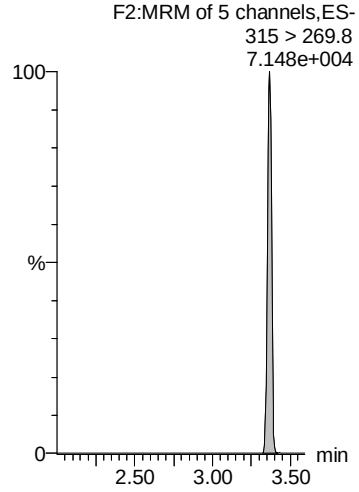

13C2-PFOA

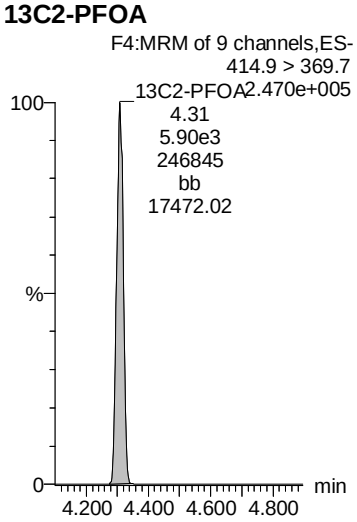

13C2-PFOA

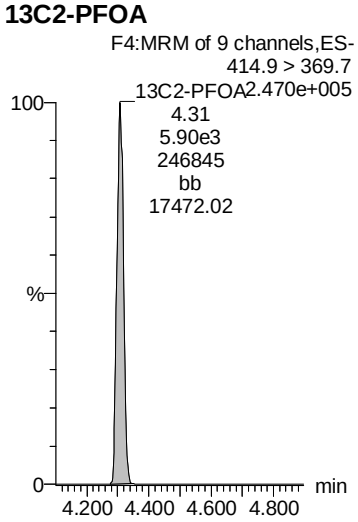

13C2-PFOA

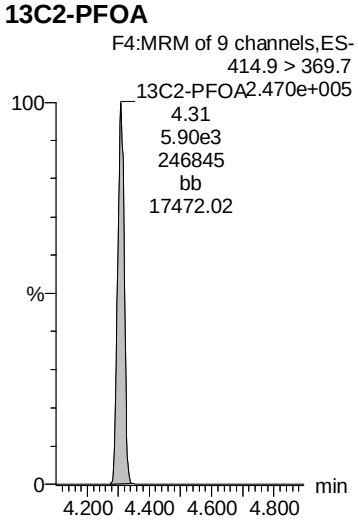

13C2-PFOA

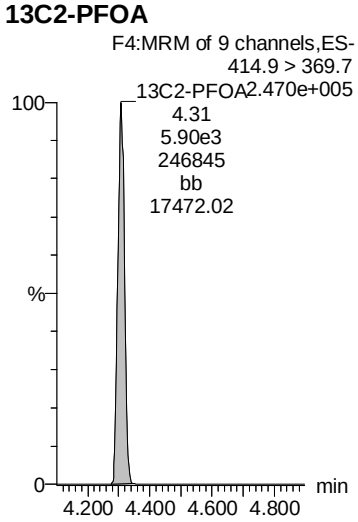

13C2-PFDA

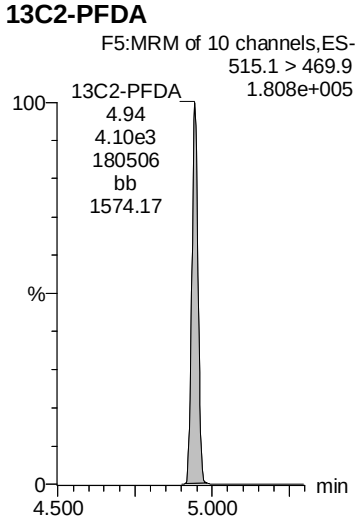

GM 2/8/2018

Vista Analytical Laboratory

Dataset: U:\Q1.PRO\Results\2018\180129G2\180129G2-22.qld

Last Altered: Tuesday, January 30, 2018 16:11:17 Pacific Standard Time
Printed: Thursday, February 08, 2018 11:33:57 Pacific Standard Time

Name: 180129G2_22, Date: 29-Jan-2018, Time: 20:13:35, ID: 1800153-12 FT-FB02-20180117 0.26136, Description: FT-FB02-20180117

d5-N-EtFOSAA

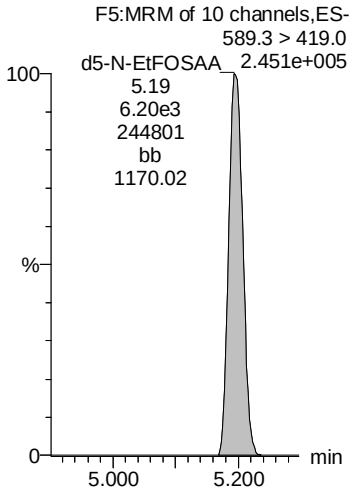

GM 2/8/2018

INJECTION INTERNAL STANDARD (IIS) AREAS,

INSTRUMENT BLANKS (IB)

AND

CONTINUTING CALIBRATION VERIFICATIONS CCV)

IS Area

Ical

Compound 18: 13C2-PFOA

	ID	Name	Type	Std. Conc	RT	Area	Ical Area	Area %
1	B8A0136-BS1 LFB 0.25	180129G2_	Analyte	10	4.31	5637.246	5932.02	95.03
2	B8A0136-BLK1 LRB 0.25	180129G2_	Analyte	10	4.31	4601.84	5932.02	77.58
3	1800079-02 WS 258 0.00025	180129G2_	Analyte	10	4.31	5250.273	5932.02	88.51
4	IPA	180129G2_	Analyte	10			5932.02	0.00
5	B8A0146-BS1 LFB 0.25	180129G2_	Analyte	10	4.31	5962.248	5932.02	100.51
6	B8A0146-BLK1 LRB 0.25	180129G2_	Analyte	10	4.31	5601.567	5932.02	94.43
7	B8A0146-MS1 LFSM 0.25819	180129G2_	Analyte	10	4.31	5897.685	5932.02	99.42
8	B8A0146-MSD1 LFSMD 0.25619	180129G2_	Analyte	10	4.31	5940.897	5932.02	100.15
9	1800153-12 FT-FB02-20180117 0.26136	180129G2_	Analyte	10	4.31	5895.935	5932.02	99.39
10	1800160-01 REEPDW114 0.26102	180129G2_	Analyte	10	4.31	6473.64	5932.02	109.13
11	1800160-02 REEPDW115 0.26289	180129G2_	Analyte	10	4.31	5344.741	5932.02	90.10
12	1800160-03 REEPDW116 0.25257	180129G2_	Analyte	10	4.31	5349.341	5932.02	90.18
13	1800160-04 REEPDW117 0.25303	180129G2_	Analyte	10	4.31	5688.078	5932.02	95.89
14	1800160-05 REEPDW118 0.25674	180129G2_	Analyte	10	4.31	5652.557	5932.02	95.29
15	1800162-01 REEPDW114FRB 0.25514	180129G2_	Analyte	10	4.31	5572.971	5932.02	93.95
16	1800162-02 REEPDW115FRB 0.26039	180129G2_	Analyte	10	4.31	5569.906	5932.02	93.90
17	1800162-03 REEPDW116FRB 0.26174	180129G2_	Analyte	10	4.31	5496.573	5932.02	92.66
18	1800162-04 REEPDW117FRB 0.25789	180129G2_	Analyte	10	4.31	5568.339	5932.02	93.87
19	1800162-05 REEPDW118FRB 0.25907	180129G2_	Analyte	10	4.31	5969.96	5932.02	100.64
20	1800164-01 REEPDW119 0.26094	180129G2_	Analyte	10	4.31	5877.332	5932.02	99.08
21	1800164-02 REEPDW120 0.25266	180129G2_	Analyte	10	4.31	5295.202	5932.02	89.26
22	1800164-03 REEPDW511 0.26808	180129G2_	Analyte	10	4.31	5934.925	5932.02	100.05
23	1800164-04 REEPDW121 0.26311	180129G2_	Analyte	10	4.31	6204.599	5932.02	104.60
24	IPA	180129G2_	Analyte	10			5932.02	0.00
25	ST180129G2-10 PFC CS2 537 18A2412	180129G2_	Analyte	10	4.31	5974.595	5932.02	100.72
26	IPA	180129G2_	Analyte	10			5932.02	0.00
27	1800164-05 REEPDW122 0.27176	180129G2_	Analyte	10	4.31	5560.048	5932.02	93.73

28	1800164-06 REEPDW123 0.25961	180129G2_	Analyte	10	4.31	6877.431	5932.02	115.94
29	B8A0078-BLK1 LRB 0.25	180129G2_	Analyte	10	4.31	6159.703	5932.02	103.84
30	B8A0078-BS1 LFB 0.25	180129G2_	Analyte	10	4.31	5281.851	5932.02	89.04
31	B8A0078-BS2 LFB 0.25	180129G2_	Analyte	10	4.3	5675.715	5932.02	95.68
32	B8A0078-BS3 LFB 0.25	180129G2_	Analyte	10	4.31	5517.478	5932.02	93.01
33	B8A0078-BS4 LFB 0.25	180129G2_	Analyte	10	4.31	4805.521	5932.02	81.01
34	IPA	180129G2_	Analyte	10			5932.02	0.00
35	ST180129G2-11 PFC CS4 537 18A2414	180129G2_	Analyte	10	4.31	6016.371	5932.02	101.42

Compound 19: 13C4-PFOS

	ID	Name	Type	Std. Conc	RT	Area	Ical Area	Area %
1	B8A0136-BS1 LFB 0.25	180129G2_	Analyte	28.7	4.71	7375.078	9685.362	76.15
2	B8A0136-BLK1 LRB 0.25	180129G2_	Analyte	28.7	4.71	6192.907	9685.362	63.94
3	1800079-02 WS 258 0.00025	180129G2_	Analyte	28.7	4.71	7266.862	9685.362	75.03
4	IPA	180129G2_	Analyte	28.7			9685.362	0.00
5	B8A0146-BS1 LFB 0.25	180129G2_	Analyte	28.7	4.71	7692.375	9685.362	79.42
6	B8A0146-BLK1 LRB 0.25	180129G2_	Analyte	28.7	4.71	7167.442	9685.362	74.00
7	B8A0146-MS1 LFSM 0.25819	180129G2_	Analyte	28.7	4.71	7234.91	9685.362	74.70
8	B8A0146-MSD1 LFSMD 0.25619	180129G2_	Analyte	28.7	4.71	6661.101	9685.362	68.77
9	1800153-12 FT-FB02-20180117 0.26136	180129G2_	Analyte	28.7	4.71	6845.129	9685.362	70.67
10	1800160-01 REEPDW114 0.26102	180129G2_	Analyte	28.7	4.71	8200.221	9685.362	84.67
11	1800160-02 REEPDW115 0.26289	180129G2_	Analyte	28.7	4.71	7359.129	9685.362	75.98
12	1800160-03 REEPDW116 0.25257	180129G2_	Analyte	28.7	4.71	6542.086	9685.362	67.55
13	1800160-04 REEPDW117 0.25303	180129G2_	Analyte	28.7	4.71	7762.644	9685.362	80.15
14	1800160-05 REEPDW118 0.25674	180129G2_	Analyte	28.7	4.71	7214.938	9685.362	74.49
15	1800162-01 REEPDW114FRB 0.25514	180129G2_	Analyte	28.7	4.71	7167.101	9685.362	74.00
16	1800162-02 REEPDW115FRB 0.26039	180129G2_	Analyte	28.7	4.71	7355.103	9685.362	75.94
17	1800162-03 REEPDW116FRB 0.26174	180129G2_	Analyte	28.7	4.71	7160.124	9685.362	73.93
18	1800162-04 REEPDW117FRB 0.25789	180129G2_	Analyte	28.7	4.71	6343.758	9685.362	65.50
19	1800162-05 REEPDW118FRB 0.25907	180129G2_	Analyte	28.7	4.71	7073.135	9685.362	73.03
20	1800164-01 REEPDW119 0.26094	180129G2_	Analyte	28.7	4.71	6555.448	9685.362	67.68
21	1800164-02 REEPDW120 0.25266	180129G2_	Analyte	28.7	4.71	7254.044	9685.362	74.90

22	1800164-03 REEPDW511 0.26808	180129G2_	Analyte	28.7	4.71	6660.905	9685.362	68.77
23	1800164-04 REEPDW121 0.26311	180129G2_	Analyte	28.7	4.71	6879.907	9685.362	71.03
24	IPA	180129G2_	Analyte	28.7			9685.362	0.00
25	ST180129G2-10 PFC CS2 537 18A2412	180129G2_	Analyte	28.7	4.71	7420.949	9685.362	76.62
26	IPA	180129G2_	Analyte	28.7			9685.362	0.00
27	1800164-05 REEPDW122 0.27176	180129G2_	Analyte	28.7	4.71	7493.987	9685.362	77.37
28	1800164-06 REEPDW123 0.25961	180129G2_	Analyte	28.7	4.71	7652.197	9685.362	79.01
29	B8A0078-BLK1 LRB 0.25	180129G2_	Analyte	28.7	4.71	7115.15	9685.362	73.46
30	B8A0078-BS1 LFB 0.25	180129G2_	Analyte	28.7	4.71	6777.94	9685.362	69.98
31	B8A0078-BS2 LFB 0.25	180129G2_	Analyte	28.7	4.71	6474.591	9685.362	66.85
32	B8A0078-BS3 LFB 0.25	180129G2_	Analyte	28.7	4.71	6975.346	9685.362	72.02
33	B8A0078-BS4 LFB 0.25	180129G2_	Analyte	28.7	4.71	6447.471	9685.362	66.57
34	IPA	180129G2_	Analyte	28.7	4.71	5.843	9685.362	0.06
35	ST180129G2-11 PFC CS4 537 18A2414	180129G2_	Analyte	28.7	4.71	6464.711	9685.362	66.75

Compound 20: d3-N-MeFOSAA

ID	Name	Type	Std. Conc	RT	Area	Ical Area	Area %
1	B8A0136-BS1 LFB 0.25	180129G2_	Analyte	40	5.07	5843.167	7285.195	80.21
2	B8A0136-BLK1 LRB 0.25	180129G2_	Analyte	40	5.07	5870.653	7285.195	80.58
3	1800079-02 WS 258 0.00025	180129G2_	Analyte	40	5.07	5884.422	7285.195	80.77
4	IPA	180129G2_	Analyte	40			7285.195	0.00
5	B8A0146-BS1 LFB 0.25	180129G2_	Analyte	40	5.07	6096.348	7285.195	83.68
6	B8A0146-BLK1 LRB 0.25	180129G2_	Analyte	40	5.07	6622.168	7285.195	90.90
7	B8A0146-MS1 LFSM 0.25819	180129G2_	Analyte	40	5.07	5778.452	7285.195	79.32
8	B8A0146-MSD1 LFSMD 0.25619	180129G2_	Analyte	40	5.07	5639.449	7285.195	77.41
9	1800153-12 FT-FB02-20180117 0.26136	180129G2_	Analyte	40	5.07	6654.264	7285.195	91.34
10	1800160-01 REEPDW114 0.26102	180129G2_	Analyte	40	5.07	6432.663	7285.195	88.30
11	1800160-02 REEPDW115 0.26289	180129G2_	Analyte	40	5.07	6612.308	7285.195	90.76
12	1800160-03 REEPDW116 0.25257	180129G2_	Analyte	40	5.07	5658.82	7285.195	77.68
13	1800160-04 REEPDW117 0.25303	180129G2_	Analyte	40	5.07	5416.822	7285.195	74.35
14	1800160-05 REEPDW118 0.25674	180129G2_	Analyte	40	5.07	6051.302	7285.195	83.06
15	1800162-01 REEPDW114FRB 0.25514	180129G2_	Analyte	40	5.07	5874.809	7285.195	80.64

16	1800162-02 REEPDW115FRB 0.26039	180129G2_	Analyte	40	5.07	5395.047	7285.195	74.05
17	1800162-03 REEPDW116FRB 0.26174	180129G2_	Analyte	40	5.07	5277.456	7285.195	72.44
18	1800162-04 REEPDW117FRB 0.25789	180129G2_	Analyte	40	5.07	4968.717	7285.195	68.20
19	1800162-05 REEPDW118FRB 0.25907	180129G2_	Analyte	40	5.07	5660.813	7285.195	77.70
20	1800164-01 REEPDW119 0.26094	180129G2_	Analyte	40	5.07	5489.531	7285.195	75.35
21	1800164-02 REEPDW120 0.25266	180129G2_	Analyte	40	5.07	6188.493	7285.195	84.95
22	1800164-03 REEPDW511 0.26808	180129G2_	Analyte	40	5.07	5537.294	7285.195	76.01
23	1800164-04 REEPDW121 0.26311	180129G2_	Analyte	40	5.07	5604.485	7285.195	76.93
24	IPA	180129G2_	Analyte	40			7285.195	0.00
25	ST180129G2-10 PFC CS2 537 18A2412	180129G2_	Analyte	40	5.07	6033.682	7285.195	82.82
26	IPA	180129G2_	Analyte	40			7285.195	0.00
27	1800164-05 REEPDW122 0.27176	180129G2_	Analyte	40	5.08	5247.145	7285.195	72.02
28	1800164-06 REEPDW123 0.25961	180129G2_	Analyte	40	5.07	5334.75	7285.195	73.23
29	B8A0078-BLK1 LRB 0.25	180129G2_	Analyte	40	5.08	5480.695	7285.195	75.23
30	B8A0078-BS1 LFB 0.25	180129G2_	Analyte	40	5.07	5139.854	7285.195	70.55
31	B8A0078-BS2 LFB 0.25	180129G2_	Analyte	40	5.07	4756.371	7285.195	65.29
32	B8A0078-BS3 LFB 0.25	180129G2_	Analyte	40	5.07	4294.56	7285.195	58.95
33	B8A0078-BS4 LFB 0.25	180129G2_	Analyte	40	5.07	4476.226	7285.195	61.44
34	IPA	180129G2_	Analyte	40			7285.195	0.00
35	ST180129G2-11 PFC CS4 537 18A2414	180129G2_	Analyte	40	5.07	5286.865	7285.195	72.57

Ccal

Compound 18: 13C2-PFOA

	ID	Name	Type	Std. Conc	RT	Area	Ccal Area	Area %
25	ST180129G2-10 PFC CS2 537 18A2412	180129G2_	Analyte	10	4.31	5974.595	5974.595	100.00
26	IPA	180129G2_	Analyte	10			5974.595	0.00
27	1800164-05 REEPDW122 0.27176	180129G2_	Analyte	10	4.31	5560.048	5974.595	93.06
28	1800164-06 REEPDW123 0.25961	180129G2_	Analyte	10	4.31	6877.431	5974.595	115.11
29	B8A0078-BLK1 LRB 0.25	180129G2_	Analyte	10	4.31	6159.703	5974.595	103.10
30	B8A0078-BS1 LFB 0.25	180129G2_	Analyte	10	4.31	5281.851	5974.595	88.41
31	B8A0078-BS2 LFB 0.25	180129G2_	Analyte	10	4.3	5675.715	5974.595	95.00
32	B8A0078-BS3 LFB 0.25	180129G2_	Analyte	10	4.31	5517.478	5974.595	92.35

33	B8A0078-BS4 LFB 0.25	180129G2_	Analyte	10	4.31	4805.521	5974.595	80.43
34	IPA	180129G2_	Analyte	10			5974.595	0.00
35	ST180129G2-11 PFC CS4 537 18A2414	180129G2_	Analyte	10	4.31	6016.371	5974.595	100.70

Compound 19: 13C4-PFOS

	ID	Name	Type	Std. Conc	RT	Area	Ccal Area	Area %
25	ST180129G2-10 PFC CS2 537 18A2412	180129G2_	Analyte	28.7	4.71	7420.949	7420.949	100.00
26	IPA	180129G2_	Analyte	28.7			7420.949	0.00
27	1800164-05 REEPDW122 0.27176	180129G2_	Analyte	28.7	4.71	7493.987	7420.949	100.98
28	1800164-06 REEPDW123 0.25961	180129G2_	Analyte	28.7	4.71	7652.197	7420.949	103.12
29	B8A0078-BLK1 LRB 0.25	180129G2_	Analyte	28.7	4.71	7115.15	7420.949	95.88
30	B8A0078-BS1 LFB 0.25	180129G2_	Analyte	28.7	4.71	6777.94	7420.949	91.34
31	B8A0078-BS2 LFB 0.25	180129G2_	Analyte	28.7	4.71	6474.591	7420.949	87.25
32	B8A0078-BS3 LFB 0.25	180129G2_	Analyte	28.7	4.71	6975.346	7420.949	94.00
33	B8A0078-BS4 LFB 0.25	180129G2_	Analyte	28.7	4.71	6447.471	7420.949	86.88
34	IPA	180129G2_	Analyte	28.7	4.71	5.843	7420.949	0.08
35	ST180129G2-11 PFC CS4 537 18A2414	180129G2_	Analyte	28.7	4.71	6464.711	7420.949	87.11

Compound 20: d3-N-MeFOSAA

	ID	Name	Type	Std. Conc	RT	Area	Ccal Area	Area %
25	ST180129G2-10 PFC CS2 537 18A2412	180129G2_	Analyte	40	5.07	6033.682	6033.682	100.00
26	IPA	180129G2_	Analyte	40			6033.682	0.00
27	1800164-05 REEPDW122 0.27176	180129G2_	Analyte	40	5.08	5247.145	6033.682	86.96
28	1800164-06 REEPDW123 0.25961	180129G2_	Analyte	40	5.07	5334.75	6033.682	88.42
29	B8A0078-BLK1 LRB 0.25	180129G2_	Analyte	40	5.08	5480.695	6033.682	90.83
30	B8A0078-BS1 LFB 0.25	180129G2_	Analyte	40	5.07	5139.854	6033.682	85.19
31	B8A0078-BS2 LFB 0.25	180129G2_	Analyte	40	5.07	4756.371	6033.682	78.83
32	B8A0078-BS3 LFB 0.25	180129G2_	Analyte	40	5.07	4294.56	6033.682	71.18
33	B8A0078-BS4 LFB 0.25	180129G2_	Analyte	40	5.07	4476.226	6033.682	74.19
34	IPA	180129G2_	Analyte	40			6033.682	0.00

35	ST180129G2-11 PFC CS4 537 18A2414	180129G2_ Analyte	40	5.07	5286.865	6033.682	87.62	

LC Calibration Standards Review Checklist Q1

			ION Ratio	Concentration	C-Cals Name	Sign Date	Correct I-Cal	Manual Integrations	M
Calibration ID:	STL90179462-10	L (M) H	☑	☑	☑	☑	☑	☑	☐
Calibration ID:	↓ -11	L M (H)	☑	☑ (A)	☑	☑	☑	☑	☑
Calibration ID:		L M H	☐	☐	☐	☐	☐	☐	☐
Calibration ID:		L M H	☐	☐	☐	☐	☐	☐	☐
Calibration ID:		L M H	☐	☐	☐	☐	☐	☐	☐
Calibration ID:		L M H	☐	☐	☐	☐	☐	☐	☐
Calibration ID:		L M H	☐	☐	☐	☐	☐	☐	☐
Calibration ID:		L M H	☐	☐	☐	☐	☐	☐	☐
Calibration ID:		L M H	☐	☐	☐	☐	☐	☐	☐
Calibration ID:		L M H	☐	☐	☐	☐	☐	☐	☐

Full Mass Cal. Date: 4/5/17

Run Log Present: ☑

# of Samples per Sequence Checked: ☑

Reviewed By: JA 01/30/2018
Initials/Date

Comments:
(A) PFHxA <70%.

Vista Analytical Laboratory

Dataset: U:\Q1.PRO\Results\2018\180129G2\180129G2-38.qld

Last Altered: Tuesday, January 30, 2018 09:49:19 Pacific Standard Time
Printed: Tuesday, January 30, 2018 12:57:18 Pacific Standard Time

Method: U:\Q1.PRO\MethDB\PFAS_DW_L14_1214total.mdb 26 Jan 2018 11:13:56
Calibration: U:\Q1.PRO\CurveDB\C18_537_Q1_01-29-18_L14.cdb 30 Jan 2018 09:36:46

Name: 180129G2_38, Date: 29-Jan-2018, Time: 23:31:56, ID: ST180129G2-10 PFC CS2 537 18A2412, Description: PFC CS2 537 18A2412

	#	Name	Trace	Area	IS Area	Wt./Vol.	RRF	Pred.RT	RT	y Axis Resp.	Conc.	%Rec
1	1	PFBS	299 > 79.7	3.68e3	7.42e3	1.0000		3.01	2.99	14.2	25.7	116.3
2	2	PFHxA	313.2 > 268.9	2.91e3	5.97e3	1.0000		3.36	3.37	4.87	18.6	74.4
3	3	PFHpA	363 > 318.9	9.12e3	5.97e3	1.0000		3.87	3.90	15.3	19.9	79.4
4	4	PFHxS	398.9 > 79.6	5.13e3	7.42e3	1.0000		4.01	4.02	19.8	26.9	117.9
5	5	PFOA	413 > 368.7	1.28e4	5.97e3	1.0000		4.31	4.31	21.5	24.4	97.6
6	6	PFNA	463 > 418.8	1.50e4	5.97e3	1.0000		4.65	4.65	25.2	22.3	89.2
7	7	PFOS	499 >79.9	6.91e3	7.42e3	1.0000		4.71	4.71	26.7	25.8	111.7
8	8	PFDA	513 > 468.8	1.38e4	5.97e3	1.0000		4.98	4.95	23.2	21.3	85.1
9	9	N-MeFOSAA	570.1 > 419.0	7.60e3	6.03e3	1.0000		5.01	5.08	50.4	24.9	99.5
10	10	N-EtFOSAA	584.2 >419.0	5.24e3	6.03e3	1.0000		5.19	5.20	34.7	25.1	100.5
11	11	PFDoA	612.9 > 318.8	2.76e3	5.97e3	1.0000		5.34	5.42	4.62	29.2	116.9
12	12	PFUnA	563 > 518.9	1.55e4	5.97e3	1.0000		5.14	5.21	25.9	23.9	95.5
13	13	PFTrDA	662.9 > 618.9	2.42e4	5.97e3	1.0000		5.67	5.61	40.5	24.8	99.3
14	14	PFTeDA	712.9 > 668.8	2.23e4	5.97e3	1.0000		5.84	5.79	37.4	24.1	96.3
15	15	13C2-PFHxA	315 > 269.8	2.28e3	5.97e3	1.0000	0.393	3.45	3.37	3.82	9.73	97.3
16	16	13C2-PFDA	515.1 > 469.9	4.67e3	5.97e3	1.0000	0.887	4.91	4.95	7.81	8.80	88.0
17	17	d5-N-EtFOSAA	589.3 > 419.0	6.48e3	6.03e3	1.0000	1.049	5.07	5.19	42.9	40.9	102.3
18	18	13C2-PFOA	414.9 > 369.7	5.97e3	5.97e3	1.0000	1.000	4.31	4.31	10.0	10.0	100.0
19	19	13C4-PFOS	503.0 > 79.9	7.42e3	7.42e3	1.0000	1.000	4.81	4.71	28.7	28.7	100.0
20	20	d3-N-MeFOSAA	573.3 > 419.0	6.03e3	6.03e3	1.0000	1.000	5.16	5.07	40.0	40.0	100.0

70-130

AR 1/30/18

JA 01/30/2018

Vista Analytical Laboratory

Dataset: Untitled

Last Altered: Tuesday, January 30, 2018 13:05:28 Pacific Standard Time
Printed: Tuesday, January 30, 2018 13:05:52 Pacific Standard Time

Method: U:\Q1.pro\MethDB\PFAS_DW_L14_1214total.mdb 26 Jan 2018 11:13:56
Calibration: U:\Q1.PRO\CurveDB\C18_537_Q1_01-29-18_L14.cdb 30 Jan 2018 09:36:46

Compound name: PFBS

	Name	ID	Acq.Date	Acq.Time
1	180129G2_1	IPA	29-Jan-18	15:53:04
2	180129G2_2	ST180129G2-1 PFC CS-3 537 18A2408	29-Jan-18	16:05:26
3	180129G2_3	ST180129G2-2 PFC CS-2 537 18A2409	29-Jan-18	16:17:48
4	180129G2_4	ST180129G2-3 PFC CS-1 537 18A2512	29-Jan-18	16:30:12
5	180129G2_5	ST180129G2-4 PFC CS0 537 18A2410	29-Jan-18	16:42:37
6	180129G2_6	ST180129G2-5 PFC CS1 537 18A2411	29-Jan-18	16:55:04
7	180129G2_7	ST180129G2-6 PFC CS2 537 18A2412	29-Jan-18	17:07:28
8	180129G2_8	ST180129G2-7 PFC CS3 537 18A2413	29-Jan-18	17:19:53
9	180129G2_9	ST180129G2-8 PFC CS4 537 18A2414	29-Jan-18	17:32:19
10	180129G2_10	ST180129G2-9 PFC CS5 537 18A2415	29-Jan-18	17:44:44
11	180129G2_11	IPA	29-Jan-18	17:57:05
12	180129G2_12	ICV180129G2-1 PFC ICV 537 18A2416	29-Jan-18	18:09:32
13	180129G2_13	IPA	29-Jan-18	18:21:54
14	180129G2_14	B8A0136-BS1 LFB 0.25	29-Jan-18	18:34:22
15	180129G2_15	B8A0136-BLK1 LRB 0.25	29-Jan-18	18:46:43
16	180129G2_16	1800079-02 WS 258 0.00025	29-Jan-18	18:59:09
17	180129G2_17	IPA	29-Jan-18	19:11:34
18	180129G2_18	B8A0146-BS1 LFB 0.25	29-Jan-18	19:24:00
19	180129G2_19	B8A0146-BLK1 LRB 0.25	29-Jan-18	19:36:24
20	180129G2_20	B8A0146-MS1 LFSM 0.25819	29-Jan-18	19:48:49
21	180129G2_21	B8A0146-MSD1 LFSMD 0.25619	29-Jan-18	20:01:14
22	180129G2_22	1800153-12 FT-FB02-20180117 0.26136	29-Jan-18	20:13:35
23	180129G2_23	1800160-01 REEPDW114 0.26102	29-Jan-18	20:26:00
24	180129G2_24	1800160-02 REEPDW115 0.26289	29-Jan-18	20:38:17
25	180129G2_25	1800160-03 REEPDW116 0.25257	29-Jan-18	20:50:42
26	180129G2_26	1800160-04 REEPDW117 0.25303	29-Jan-18	21:03:07
27	180129G2_27	1800160-05 REEPDW118 0.25674	29-Jan-18	21:15:33
28	180129G2_28	1800162-01 REEPDW114FRB 0.25514	29-Jan-18	21:27:57
29	180129G2_29	1800162-02 REEPDW115FRB 0.26039	29-Jan-18	21:40:23
30	180129G2_30	1800162-03 REEPDW116FRB 0.26174	29-Jan-18	21:52:43
31	180129G2_31	1800162-04 REEPDW117FRB 0.25789	29-Jan-18	22:05:08

Dataset: Untitled

Last Altered: Tuesday, January 30, 2018 13:05:28 Pacific Standard Time
Printed: Tuesday, January 30, 2018 13:05:52 Pacific Standard Time

Compound name: PFBS

	Name	ID	Acq.Date	Acq.Time
32	180129G2_32	1800162-05 REEPDW118FRB 0.25907	29-Jan-18	22:17:26
33	180129G2_33	1800164-01 REEPDW119 0.26094	29-Jan-18	22:29:51
34	180129G2_34	1800164-02 REEPDW120 0.25266	29-Jan-18	22:42:16
35	180129G2_35	1800164-03 REEPDW511 0.26808	29-Jan-18	22:54:41
36	180129G2_36	1800164-04 REEPDW121 0.26311	29-Jan-18	23:07:06
37	180129G2_37	IPA	29-Jan-18	23:19:32
38	180129G2_38	ST180129G2-10 PFC CS2 537 18A2412	29-Jan-18	23:31:56
39	180129G2_39	IPA	29-Jan-18	23:44:20
40	180129G2_40	1800164-05 REEPDW122 0.27176	29-Jan-18	23:56:46
41	180129G2_41	1800164-06 REEPDW123 0.25961	30-Jan-18	00:09:07
42	180129G2_42	B8A0078-BLK1 LRB 0.25	30-Jan-18	00:21:24
43	180129G2_43	B8A0078-BS1 LFB 0.25	30-Jan-18	00:33:49
44	180129G2_44	B8A0078-BS2 LFB 0.25	30-Jan-18	00:46:14
45	180129G2_45	B8A0078-BS3 LFB 0.25	30-Jan-18	00:58:39
46	180129G2_46	B8A0078-BS4 LFB 0.25	30-Jan-18	01:11:04
47	180129G2_47	IPA	30-Jan-18	01:23:29
48	180129G2_48	ST180129G2-11 PFC CS4 537 18A2414	30-Jan-18	01:35:55
49	180129G2_49	IPA	30-Jan-18	01:48:19

Dataset: U:\Q1.PRO\Results\2018\180129G2\180129G2-38.qld

Last Altered: Tuesday, January 30, 2018 09:49:19 Pacific Standard Time
Printed: Tuesday, January 30, 2018 12:57:18 Pacific Standard Time

Method: U:\Q1.PRO\MethDB\PFAS_DW_L14_1214total.mdb 26 Jan 2018 11:13:56
Calibration: U:\Q1.PRO\CurveDB\C18_537_Q1_01-29-18_L14.cdb 30 Jan 2018 09:36:46

Name: 180129G2_38, Date: 29-Jan-2018, Time: 23:31:56, ID: ST180129G2-10 PFC CS2 537 18A2412, Description: PFC CS2 537 18A2412

PFBS

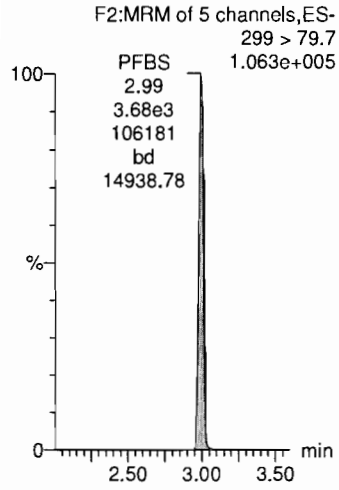

PFHxA

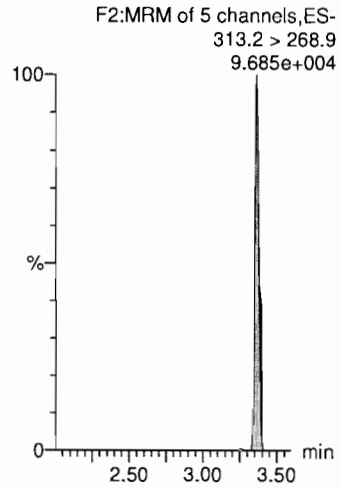

PFHpA

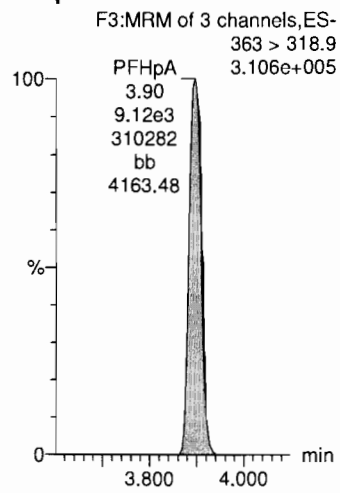

PFHxS

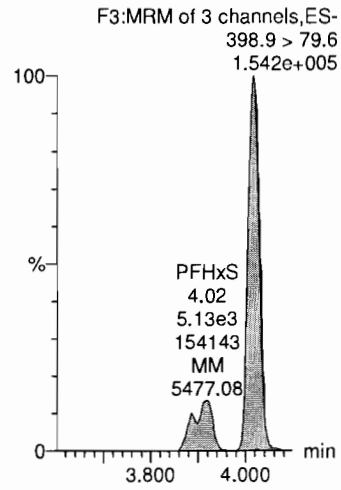

PFOA

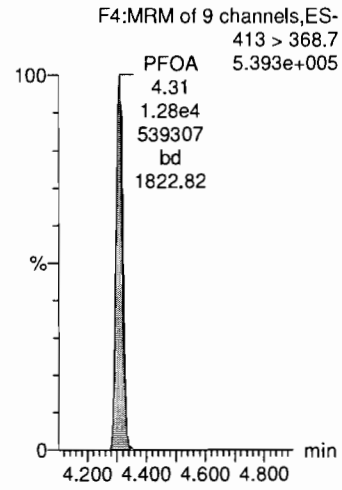

13C4-PFOS

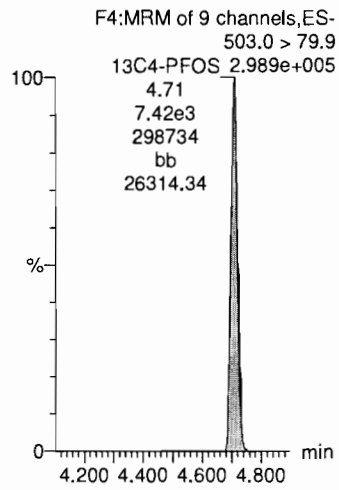

13C2-PFOA

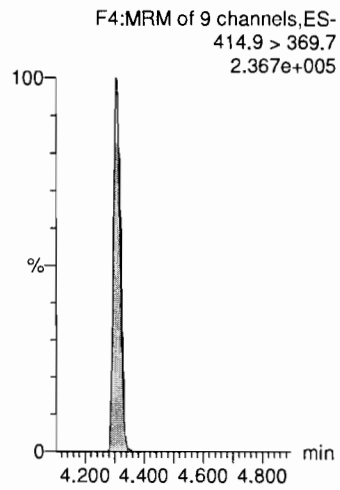

13C2-PFOA

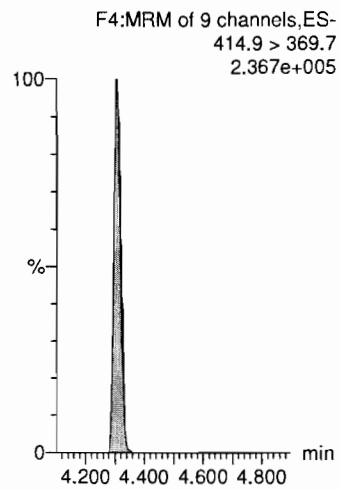

13C4-PFOS

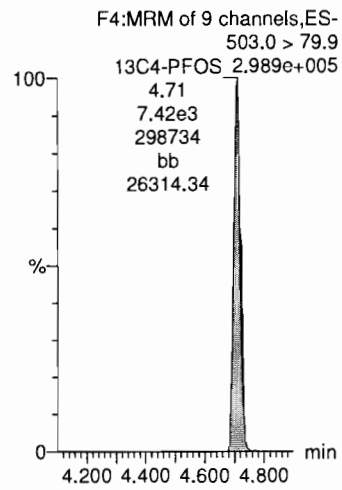

13C2-PFOA

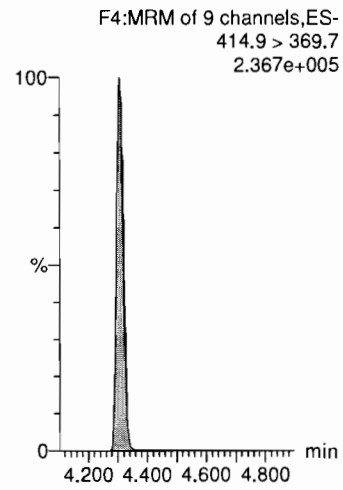

Dataset: U:\Q1.PRO\Results\2018\180129G2\180129G2-38.qld

Last Altered: Tuesday, January 30, 2018 09:49:19 Pacific Standard Time
Printed: Tuesday, January 30, 2018 12:57:18 Pacific Standard Time

Name: 180129G2_38, Date: 29-Jan-2018, Time: 23:31:56, ID: ST180129G2-10 PFC CS2 537 18A2412, Description: PFC CS2 537 18A2412

PFNA

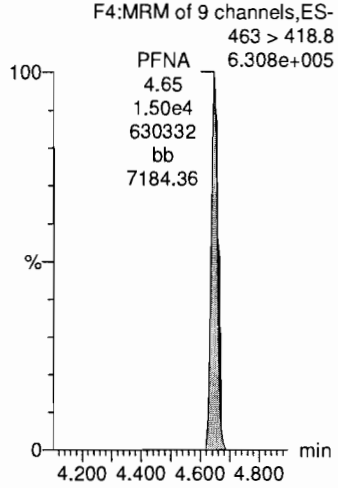

PFOS

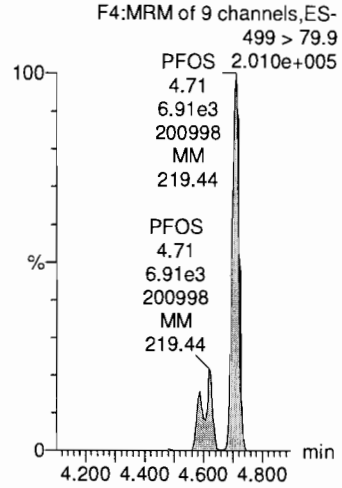

PFDA

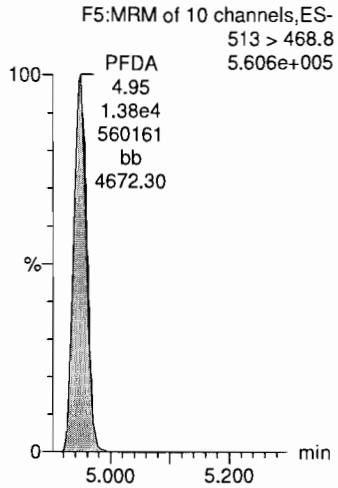

N-MeFOSAA

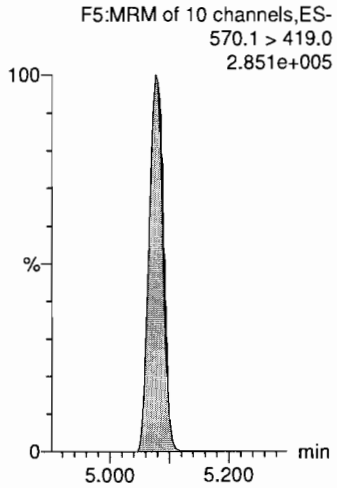

N-EtFOSAA

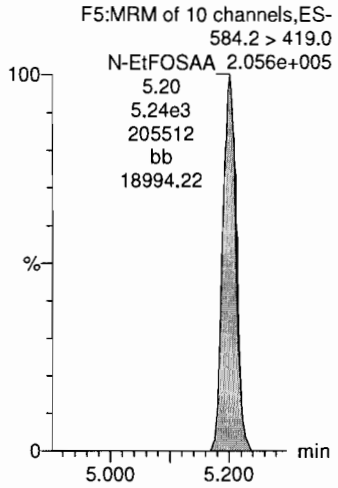

13C2-PFOA

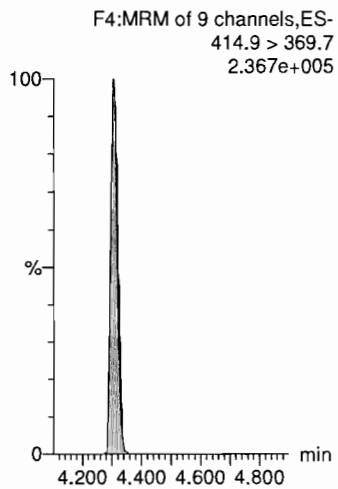

13C4-PFOS

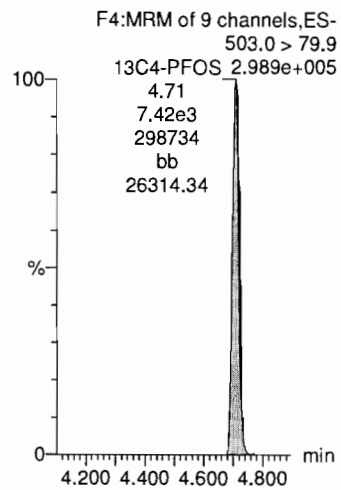

13C2-PFOA

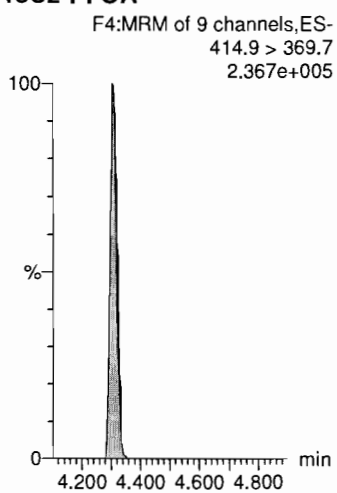

d3-N-MeFOSAA

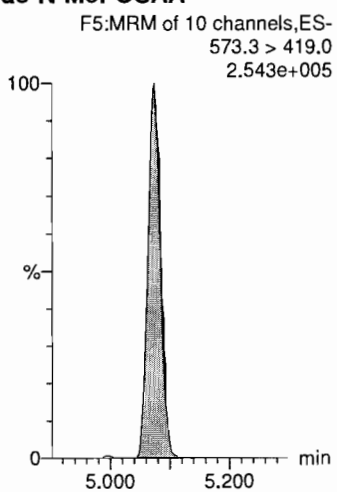

d3-N-MeFOSAA

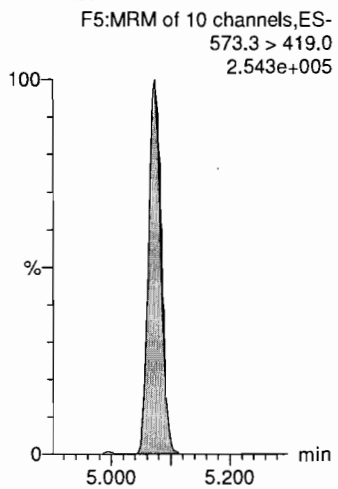

Dataset: U:\Q1.PRO\Results\2018\180129G2\180129G2-38.qld

Last Altered: Tuesday, January 30, 2018 09:49:19 Pacific Standard Time
Printed: Tuesday, January 30, 2018 12:57:18 Pacific Standard Time

Name: 180129G2_38, Date: 29-Jan-2018, Time: 23:31:56, ID: ST180129G2-10 PFC CS2 537 18A2412, Description: PFC CS2 537 18A2412

PFUnA

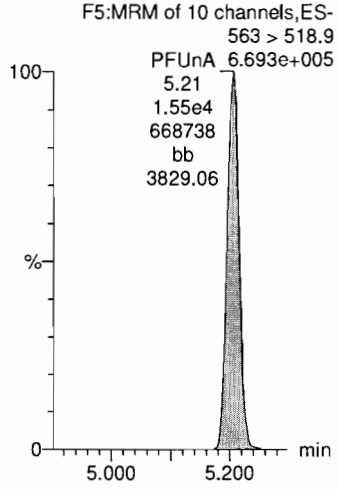

PFDoA

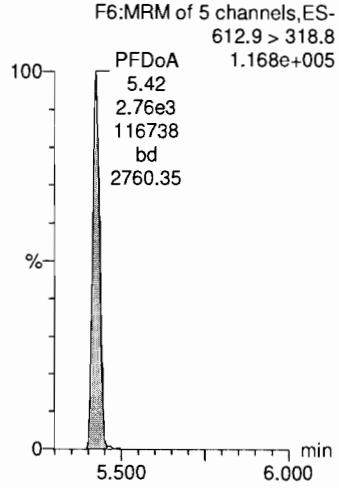

PFTrDA

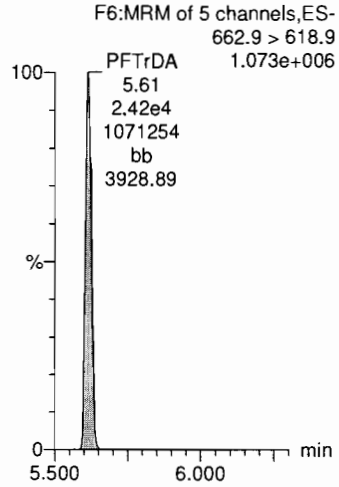

PFTeDA

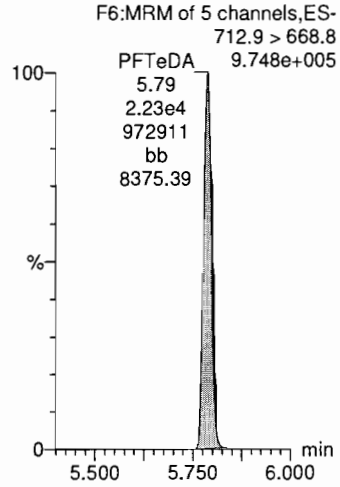

13C2-PFHxA

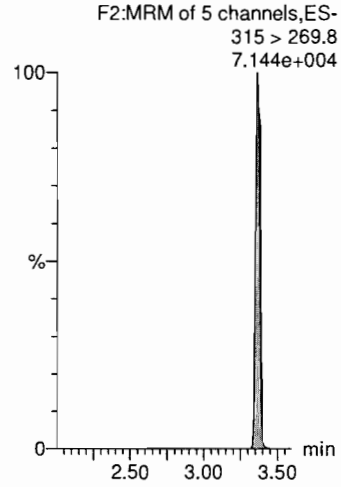

13C2-PFOA

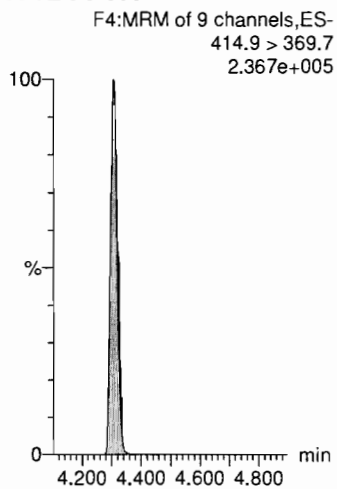

13C2-PFOA

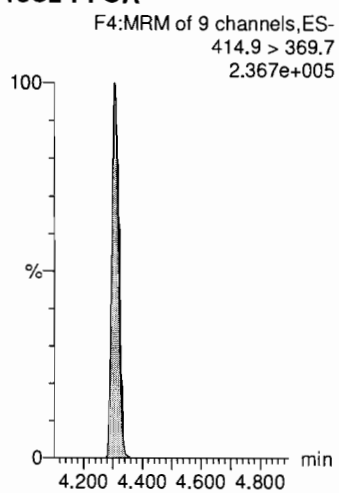

13C2-PFOA

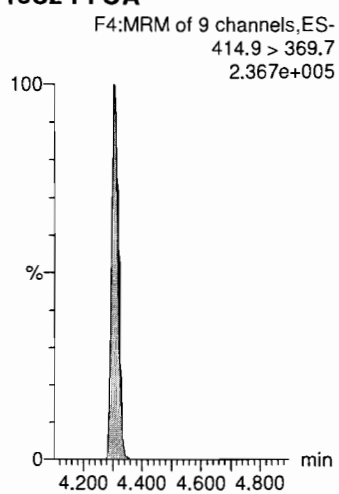

13C2-PFOA

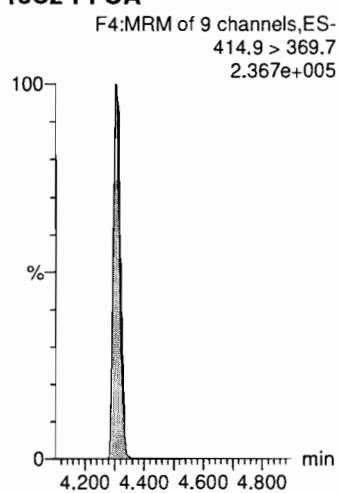

13C2-PFDA

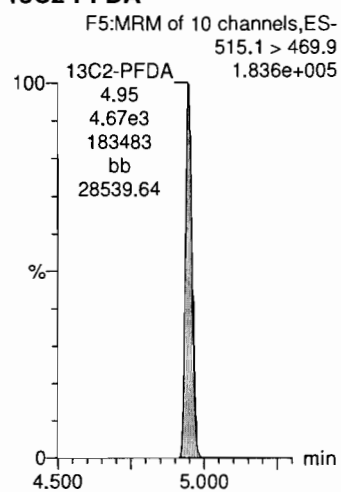

Dataset: U:\Q1.PRO\Results\2018\180129G2\180129G2-38.qld

Last Altered: Tuesday, January 30, 2018 09:49:19 Pacific Standard Time
Printed: Tuesday, January 30, 2018 12:57:18 Pacific Standard Time

Name: 180129G2_38, Date: 29-Jan-2018, Time: 23:31:56, ID: ST180129G2-10 PFC CS2 537 18A2412, Description: PFC CS2 537 18A2412

d5-N-EtFOSAA

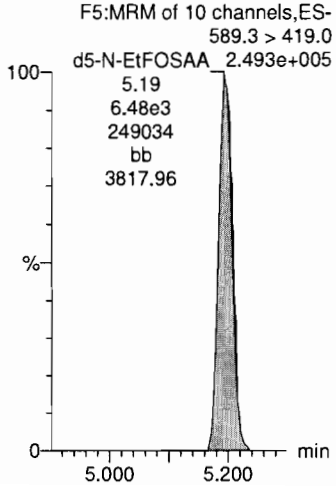

Dataset: F:\Projects\PFAS.PRO\Results\180129M1\180129M1-IIS.qld

Last Altered: Tuesday, January 30, 2018 09:14:25 Pacific Standard Time
Printed: Tuesday, January 30, 2018 09:15:52 Pacific Standard Time

Method: F:\Projects\PFAS.PRO\MethDB\PFAS_RS-1-23-18.mdb 24 Jan 2018 12:08:53
Calibration: 30 Jan 2018 09:05:24

Name: 180129M1_7, Date: 29-Jan-2018, Time: 11:24:59, ID: ST180129M1-6 PFC CS3 18A1909, Description: PFC CS3 18A1909

	#	Name	ID	Area	%Rec	Area Out
1	1	13C4-PFBA	ST180129M1-6 PFC CS3 18A1909	1.33e4	100.0	NO
2	2	13C5-PFHxA	ST180129M1-6 PFC CS3 18A1909	1.53e4	100.0	NO
3	3	13C3-PFHxS	ST180129M1-6 PFC CS3 18A1909	3.57e3	100.0	NO
4	4	13C8-PFOA	ST180129M1-6 PFC CS3 18A1909	1.62e4	100.0	NO
5	5	13C9-PFNA	ST180129M1-6 PFC CS3 18A1909	1.44e4	100.0	NO
6	6	13C4-PFOS	ST180129M1-6 PFC CS3 18A1909	3.14e3	100.0	NO
7	7	13C6-PFDA	ST180129M1-6 PFC CS3 18A1909	1.14e4	100.0	NO
8	8	13C7-PFUdA	ST180129M1-6 PFC CS3 18A1909	1.72e4	100.0	NO

Name: 180129M1_8, Date: 29-Jan-2018, Time: 11:36:29, ID: ST180129M1-7 PFC CS4 18A1910, Description: PFC CS4 18A1910

	#	Name	ID	Area	%Rec	Area Out
1	1	13C4-PFBA	ST180129M1-7 PFC CS4 18A1910	1.25e4	94.0	NO
2	2	13C5-PFHxA	ST180129M1-7 PFC CS4 18A1910	1.52e4	99.2	NO
3	3	13C3-PFHxS	ST180129M1-7 PFC CS4 18A1910	3.21e3	89.7	NO
4	4	13C8-PFOA	ST180129M1-7 PFC CS4 18A1910	1.47e4	90.6	NO
5	5	13C9-PFNA	ST180129M1-7 PFC CS4 18A1910	1.35e4	94.1	NO
6	6	13C4-PFOS	ST180129M1-7 PFC CS4 18A1910	3.73e3	118.7	NO
7	7	13C6-PFDA	ST180129M1-7 PFC CS4 18A1910	1.33e4	117.3	NO
8	8	13C7-PFUdA	ST180129M1-7 PFC CS4 18A1910	1.58e4	91.9	NO

Name: 180129M1_9, Date: 29-Jan-2018, Time: 11:47:59, ID: ST180129M1-8 PFC CS5 18A1911, Description: PFC CS5 18A1911

	#	Name	ID	Area	%Rec	Area Out
1	1	13C4-PFBA	ST180129M1-8 PFC CS5 18A1911	1.25e4	93.7	NO
2	2	13C5-PFHxA	ST180129M1-8 PFC CS5 18A1911	1.46e4	95.5	NO
3	3	13C3-PFHxS	ST180129M1-8 PFC CS5 18A1911	3.47e3	97.1	NO
4	4	13C8-PFOA	ST180129M1-8 PFC CS5 18A1911	1.56e4	96.2	NO
5	5	13C9-PFNA	ST180129M1-8 PFC CS5 18A1911	1.43e4	99.4	NO
6	6	13C4-PFOS	ST180129M1-8 PFC CS5 18A1911	3.23e3	102.9	NO
7	7	13C6-PFDA	ST180129M1-8 PFC CS5 18A1911	1.37e4	120.3	NO
8	8	13C7-PFUdA	ST180129M1-8 PFC CS5 18A1911	1.74e4	100.9	NO

Name: 180129M1_10, Date: 29-Jan-2018, Time: 11:59:26, ID: ST180129M1-9 PFC CS6 18A2403, Description: PFC CS6 18A2403

	#	Name	ID	Area	%Rec	Area Out
1	1	13C4-PFBA	ST180129M1-9 PFC CS6 18A2403	1.01e4	76.1	NO
2	2	13C5-PFHxA	ST180129M1-9 PFC CS6 18A2403	1.16e4	76.2	NO
3	3	13C3-PFHxS	ST180129M1-9 PFC CS6 18A2403	2.74e3	76.7	NO
4	4	13C8-PFOA	ST180129M1-9 PFC CS6 18A2403	9.61e3	59.2	NO
5	5	13C9-PFNA	ST180129M1-9 PFC CS6 18A2403	1.09e4	75.6	NO
6	6	13C4-PFOS	ST180129M1-9 PFC CS6 18A2403	2.58e3	82.2	NO
7	7	13C6-PFDA	ST180129M1-9 PFC CS6 18A2403	9.17e3	80.7	NO
8	8	13C7-PFUdA	ST180129M1-9 PFC CS6 18A2403	1.24e4	72.2	NO

AC 1/30/2018

Dataset: F:\Projects\PFAS.PRO\Results\180129M1\180129M1-IIS.qld

Last Altered: Tuesday, January 30, 2018 09:14:25 Pacific Standard Time
Printed: Tuesday, January 30, 2018 09:15:52 Pacific Standard Time

Name: 180129M1_11, Date: 29-Jan-2018, Time: 12:10:56, ID: ST180129M1-10 PFC CS7 18A2404, Description: PFC CS7 18A2404

	#	Name	ID	Area	%Rec	Area Out
1	1	13C4-PFBA	ST180129M1-10 PFC CS7 18A2404	8.26e3	62.0	NO
2	2	13C5-PFHxA	ST180129M1-10 PFC CS7 18A2404	1.08e4	70.9	NO
3	3	13C3-PFHxS	ST180129M1-10 PFC CS7 18A2404	2.66e3	74.4	NO
4	4	13C8-PFOA	ST180129M1-10 PFC CS7 18A2404	1.10e4	67.7	NO
5	5	13C9-PFNA	ST180129M1-10 PFC CS7 18A2404	1.13e4	78.6	NO
6	6	13C4-PFOS	ST180129M1-10 PFC CS7 18A2404	2.64e3	84.0	NO
7	7	13C6-PFDA	ST180129M1-10 PFC CS7 18A2404	9.52e3	83.8	NO
8	8	13C7-PFUdA	ST180129M1-10 PFC CS7 18A2404	1.06e4	61.5	NO

Name: 180129M1_12, Date: 29-Jan-2018, Time: 12:22:23, ID: IPA, Description: IPA

	#	Name	ID	Area	%Rec	Area Out
1	1	13C4-PFBA	IPA			NO
2	2	13C5-PFHxA	IPA			NO
3	3	13C3-PFHxS	IPA			NO
4	4	13C8-PFOA	IPA			NO
5	5	13C9-PFNA	IPA			NO
6	6	13C4-PFOS	IPA			NO
7	7	13C6-PFDA	IPA			NO
8	8	13C7-PFUdA	IPA			NO

Name: 180129M1_13, Date: 29-Jan-2018, Time: 12:33:53, ID: ICV180129M1-1 PFC ICV 18A1903, Description: PFC ICV 18A1903

	#	Name	ID	Area	%Rec	Area Out
1	1	13C4-PFBA	ICV180129M1-1 PFC ICV 18A1903	1.23e4	92.6	NO
2	2	13C5-PFHxA	ICV180129M1-1 PFC ICV 18A1903	1.32e4	86.7	NO
3	3	13C3-PFHxS	ICV180129M1-1 PFC ICV 18A1903	3.88e3	108.6	NO
4	4	13C8-PFOA	ICV180129M1-1 PFC ICV 18A1903	1.29e4	79.2	NO
5	5	13C9-PFNA	ICV180129M1-1 PFC ICV 18A1903	1.43e4	99.6	NO
6	6	13C4-PFOS	ICV180129M1-1 PFC ICV 18A1903	2.95e3	93.8	NO
7	7	13C6-PFDA	ICV180129M1-1 PFC ICV 18A1903	1.36e4	119.5	NO
8	8	13C7-PFUdA	ICV180129M1-1 PFC ICV 18A1903	1.60e4	93.2	NO

Name: 180129M1_14, Date: 29-Jan-2018, Time: 12:45:23, ID: IPA, Description: IPA

	#	Name	ID	Area	%Rec	Area Out
1	1	13C4-PFBA	IPA			NO
2	2	13C5-PFHxA	IPA			NO
3	3	13C3-PFHxS	IPA			NO
4	4	13C8-PFOA	IPA			NO
5	5	13C9-PFNA	IPA			NO
6	6	13C4-PFOS	IPA			NO
7	7	13C6-PFDA	IPA			NO
8	8	13C7-PFUdA	IPA			NO

AC 1/30/2018

Dataset: F:\Projects\PFAS.PRO\Results\180129M1\180129M1-IIS.qld

Last Altered: Tuesday, January 30, 2018 09:14:25 Pacific Standard Time
Printed: Tuesday, January 30, 2018 09:15:52 Pacific Standard Time

Name: 180129M1_15, Date: 29-Jan-2018, Time: 12:56:54, ID: B8A0103-BS1 OPR 0.25, Description: OPR

	#	Name	ID	Area	%Rec	Area Out
1	1	13C4-PFBA	B8A0103-BS1 OPR 0.25	7.82e3	58.7	NO
2	2	13C5-PFHxA	B8A0103-BS1 OPR 0.25	9.91e3	64.8	NO
3	3	13C3-PFHxS	B8A0103-BS1 OPR 0.25	2.53e3	70.9	NO
4	4	13C8-PFOA	B8A0103-BS1 OPR 0.25	9.03e3	55.6	NO
5	5	13C9-PFNA	B8A0103-BS1 OPR 0.25	9.09e3	63.3	NO
6	6	13C4-PFOS	B8A0103-BS1 OPR 0.25	2.50e3	79.6	NO
7	7	13C6-PFDA	B8A0103-BS1 OPR 0.25	9.62e3	84.7	NO
8	8	13C7-PFUdA	B8A0103-BS1 OPR 0.25	1.09e4	63.3	NO

Name: 180129M1_16, Date: 29-Jan-2018, Time: 13:08:19, ID: IPA, Description: IPA

	#	Name	ID	Area	%Rec	Area Out
1	1	13C4-PFBA	IPA			NO
2	2	13C5-PFHxA	IPA			NO
3	3	13C3-PFHxS	IPA			NO
4	4	13C8-PFOA	IPA			NO
5	5	13C9-PFNA	IPA			NO
6	6	13C4-PFOS	IPA			NO
7	7	13C6-PFDA	IPA			NO
8	8	13C7-PFUdA	IPA			NO

Name: 180129M1_17, Date: 29-Jan-2018, Time: 13:19:46, ID: B8A0103-BLK1 Method Blank 0.25, Description: Method Blank

	#	Name	ID	Area	%Rec	Area Out
1	1	13C4-PFBA	B8A0103-BLK1 Method Blank 0.25	6.28e3	47.1	YES
2	2	13C5-PFHxA	B8A0103-BLK1 Method Blank 0.25	8.73e3	57.1	NO
3	3	13C3-PFHxS	B8A0103-BLK1 Method Blank 0.25	1.83e3	51.2	NO
4	4	13C8-PFOA	B8A0103-BLK1 Method Blank 0.25	8.86e3	54.6	NO
5	5	13C9-PFNA	B8A0103-BLK1 Method Blank 0.25	6.97e3	48.5	YES
6	6	13C4-PFOS	B8A0103-BLK1 Method Blank 0.25	2.32e3	73.9	NO
7	7	13C6-PFDA	B8A0103-BLK1 Method Blank 0.25	6.87e3	60.4	NO
8	8	13C7-PFUdA	B8A0103-BLK1 Method Blank 0.25	8.06e3	46.8	YES

Name: 180129M1_18, Date: 29-Jan-2018, Time: 13:31:15, ID: 1800092-01 WT1801101415AB 0.25828, Description: WT1801101415AB

	#	Name	ID	Area	%Rec	Area Out
1	1	13C4-PFBA	1800092-01 WT1801101415AB 0.25828	7.07e3	53.0	NO
2	2	13C5-PFHxA	1800092-01 WT1801101415AB 0.25828	8.43e3	55.2	NO
3	3	13C3-PFHxS	1800092-01 WT1801101415AB 0.25828	2.03e3	56.8	NO
4	4	13C8-PFOA	1800092-01 WT1801101415AB 0.25828	9.28e3	57.2	NO
5	5	13C9-PFNA	1800092-01 WT1801101415AB 0.25828	6.46e3	44.9	YES
6	6	13C4-PFOS	1800092-01 WT1801101415AB 0.25828	2.37e3	75.4	NO
7	7	13C6-PFDA	1800092-01 WT1801101415AB 0.25828	4.91e3	43.2	YES
8	8	13C7-PFUdA	1800092-01 WT1801101415AB 0.25828	8.43e3	49.0	YES

AC 1/30/2018

Dataset: F:\Projects\PFAS.PRO\Results\180129M1\180129M1-IIS.qld

Last Altered: Tuesday, January 30, 2018 09:14:25 Pacific Standard Time
Printed: Tuesday, January 30, 2018 09:15:52 Pacific Standard Time

Name: 180129M1_19, Date: 29-Jan-2018, Time: 13:42:44, ID: 1800092-02 WT1801101430AB 0.25737, Description: WT1801101430AB

	#	Name	ID	Area	%Rec	Area Out
1	1	13C4-PFBA	1800092-02 WT1801101430AB 0.25737	7.62e3	57.2	NO
2	2	13C5-PFHxA	1800092-02 WT1801101430AB 0.25737	8.87e3	58.1	NO
3	3	13C3-PFHxS	1800092-02 WT1801101430AB 0.25737	2.37e3	66.4	NO
4	4	13C8-PFOA	1800092-02 WT1801101430AB 0.25737	1.10e4	67.5	NO
5	5	13C9-PFNA	1800092-02 WT1801101430AB 0.25737	8.24e3	57.4	NO
6	6	13C4-PFOS	1800092-02 WT1801101430AB 0.25737	2.10e3	66.9	NO
7	7	13C6-PFDA	1800092-02 WT1801101430AB 0.25737	6.36e3	56.0	NO
8	8	13C7-PFUdA	1800092-02 WT1801101430AB 0.25737	8.71e3	50.6	NO

Name: 180129M1_20, Date: 29-Jan-2018, Time: 13:54:15, ID: 1800092-03 WR1801101500AB 0.256, Description: WR1801101500AB

	#	Name	ID	Area	%Rec	Area Out
1	1	13C4-PFBA	1800092-03 WR1801101500AB 0.256	7.30e3	54.7	NO
2	2	13C5-PFHxA	1800092-03 WR1801101500AB 0.256	8.26e3	54.0	NO
3	3	13C3-PFHxS	1800092-03 WR1801101500AB 0.256	2.27e3	63.4	NO
4	4	13C8-PFOA	1800092-03 WR1801101500AB 0.256	9.24e3	56.9	NO
5	5	13C9-PFNA	1800092-03 WR1801101500AB 0.256	9.79e3	68.2	NO
6	6	13C4-PFOS	1800092-03 WR1801101500AB 0.256	2.16e3	68.7	NO
7	7	13C6-PFDA	1800092-03 WR1801101500AB 0.256	6.39e3	56.3	NO
8	8	13C7-PFUdA	1800092-03 WR1801101500AB 0.256	9.39e3	54.5	NO

Name: 180129M1_21, Date: 29-Jan-2018, Time: 14:05:41, ID: 1800092-04 WT1801101440AB 0.25087, Description: WT1801101440AB

	#	Name	ID	Area	%Rec	Area Out
1	1	13C4-PFBA	1800092-04 WT1801101440AB 0.25087	7.09e3	53.2	NO
2	2	13C5-PFHxA	1800092-04 WT1801101440AB 0.25087	8.68e3	56.8	NO
3	3	13C3-PFHxS	1800092-04 WT1801101440AB 0.25087	2.14e3	59.9	NO
4	4	13C8-PFOA	1800092-04 WT1801101440AB 0.25087	8.60e3	53.0	NO
5	5	13C9-PFNA	1800092-04 WT1801101440AB 0.25087	8.71e3	60.6	NO
6	6	13C4-PFOS	1800092-04 WT1801101440AB 0.25087	2.24e3	71.3	NO
7	7	13C6-PFDA	1800092-04 WT1801101440AB 0.25087	6.95e3	61.2	NO
8	8	13C7-PFUdA	1800092-04 WT1801101440AB 0.25087	9.63e3	55.9	NO

Name: 180129M1_22, Date: 29-Jan-2018, Time: 14:17:11, ID: 1800092-05 WR1801101525AB 0.25614, Description: WR1801101525AB

	#	Name	ID	Area	%Rec	Area Out
1	1	13C4-PFBA	1800092-05 WR1801101525AB 0.25614	6.89e3	51.7	NO
2	2	13C5-PFHxA	1800092-05 WR1801101525AB 0.25614	8.51e3	55.7	NO
3	3	13C3-PFHxS	1800092-05 WR1801101525AB 0.25614	2.29e3	64.1	NO
4	4	13C8-PFOA	1800092-05 WR1801101525AB 0.25614	7.49e3	46.1	YES
5	5	13C9-PFNA	1800092-05 WR1801101525AB 0.25614	7.56e3	52.6	NO
6	6	13C4-PFOS	1800092-05 WR1801101525AB 0.25614	2.36e3	75.0	NO
7	7	13C6-PFDA	1800092-05 WR1801101525AB 0.25614	6.36e3	55.9	NO
8	8	13C7-PFUdA	1800092-05 WR1801101525AB 0.25614	6.64e3	38.6	YES

AC 1/30/2018

Dataset: F:\Projects\PFAS.PRO\Results\180129M1\180129M1-IIS.qld

Last Altered: Tuesday, January 30, 2018 09:14:25 Pacific Standard Time
Printed: Tuesday, January 30, 2018 09:15:52 Pacific Standard Time

Name: 180129M1_23, Date: 29-Jan-2018, Time: 14:28:41, ID: 1800092-06 WT1801101545AB 0.25622, Description: WT1801101545AB

	#	Name	ID	Area	%Rec	Area Out
1	1	13C4-PFBA	1800092-06 WT1801101545AB 0.25622	6.98e3	52.4	NO
2	2	13C5-PFHxA	1800092-06 WT1801101545AB 0.25622	8.49e3	55.6	NO
3	3	13C3-PFHxS	1800092-06 WT1801101545AB 0.25622	2.36e3	65.9	NO
4	4	13C8-PFOA	1800092-06 WT1801101545AB 0.25622	8.19e3	50.4	NO
5	5	13C9-PFNA	1800092-06 WT1801101545AB 0.25622	7.59e3	52.9	NO
6	6	13C4-PFOS	1800092-06 WT1801101545AB 0.25622	2.42e3	77.0	NO
7	7	13C6-PFDA	1800092-06 WT1801101545AB 0.25622	6.88e3	60.6	NO
8	8	13C7-PFUdA	1800092-06 WT1801101545AB 0.25622	7.48e3	43.4	YES

Name: 180129M1_24, Date: 29-Jan-2018, Time: 14:40:11, ID: 1800092-07 WT1801101605AB 0.2499, Description: WT1801101605AB

	#	Name	ID	Area	%Rec	Area Out
1	1	13C4-PFBA	1800092-07 WT1801101605AB 0.2499	6.73e3	50.5	NO
2	2	13C5-PFHxA	1800092-07 WT1801101605AB 0.2499	7.82e3	51.2	NO
3	3	13C3-PFHxS	1800092-07 WT1801101605AB 0.2499	2.03e3	56.9	NO
4	4	13C8-PFOA	1800092-07 WT1801101605AB 0.2499	7.95e3	48.9	YES
5	5	13C9-PFNA	1800092-07 WT1801101605AB 0.2499	8.56e3	59.6	NO
6	6	13C4-PFOS	1800092-07 WT1801101605AB 0.2499	2.07e3	65.9	NO
7	7	13C6-PFDA	1800092-07 WT1801101605AB 0.2499	6.36e3	56.0	NO
8	8	13C7-PFUdA	1800092-07 WT1801101605AB 0.2499	8.54e3	49.6	YES

Name: 180129M1_25, Date: 29-Jan-2018, Time: 14:51:41, ID: 1800092-08 WT1801101620AB 0.25498, Description: WT1801101620AB

	#	Name	ID	Area	%Rec	Area Out
1	1	13C4-PFBA	1800092-08 WT1801101620AB 0.25498	6.87e3	51.5	NO
2	2	13C5-PFHxA	1800092-08 WT1801101620AB 0.25498	8.39e3	54.9	NO
3	3	13C3-PFHxS	1800092-08 WT1801101620AB 0.25498	2.39e3	66.8	NO
4	4	13C8-PFOA	1800092-08 WT1801101620AB 0.25498	8.61e3	53.0	NO
5	5	13C9-PFNA	1800092-08 WT1801101620AB 0.25498	8.62e3	60.0	NO
6	6	13C4-PFOS	1800092-08 WT1801101620AB 0.25498	2.65e3	84.5	NO
7	7	13C6-PFDA	1800092-08 WT1801101620AB 0.25498	8.70e3	76.5	NO
8	8	13C7-PFUdA	1800092-08 WT1801101620AB 0.25498	9.59e3	55.7	NO

Name: 180129M1_26, Date: 29-Jan-2018, Time: 15:03:11, ID: 1800092-09 WT1801101635AB 0.25384, Description: WT1801101635AB

	#	Name	ID	Area	%Rec	Area Out
1	1	13C4-PFBA	1800092-09 WT1801101635AB 0.25384	7.90e3	59.3	NO
2	2	13C5-PFHxA	1800092-09 WT1801101635AB 0.25384	9.25e3	60.5	NO
3	3	13C3-PFHxS	1800092-09 WT1801101635AB 0.25384	2.58e3	72.2	NO
4	4	13C8-PFOA	1800092-09 WT1801101635AB 0.25384	9.14e3	56.3	NO
5	5	13C9-PFNA	1800092-09 WT1801101635AB 0.25384	1.06e4	73.9	NO
6	6	13C4-PFOS	1800092-09 WT1801101635AB 0.25384	1.82e3	57.8	NO
7	7	13C6-PFDA	1800092-09 WT1801101635AB 0.25384	8.10e3	71.3	NO
8	8	13C7-PFUdA	1800092-09 WT1801101635AB 0.25384	1.06e4	61.4	NO

AC 1/30/2018

Dataset: F:\Projects\PFAS.PRO\Results\180129M1\180129M1-IIS.qld

Last Altered: Tuesday, January 30, 2018 09:14:25 Pacific Standard Time
Printed: Tuesday, January 30, 2018 09:15:52 Pacific Standard Time

Name: 180129M1_27, Date: 29-Jan-2018, Time: 15:14:40, ID: 1800092-10 WT1801110810AB 0.25852, Description: WT1801110810AB

	#	Name	ID	Area	%Rec	Area Out
1	1	13C4-PFBA	1800092-10 WT1801110810AB 0.25852	7.12e3	53.4	NO
2	2	13C5-PFHxA	1800092-10 WT1801110810AB 0.25852	8.30e3	54.3	NO
3	3	13C3-PFHxS	1800092-10 WT1801110810AB 0.25852	2.35e3	65.8	NO
4	4	13C8-PFOA	1800092-10 WT1801110810AB 0.25852	7.54e3	46.4	YES
5	5	13C9-PFNA	1800092-10 WT1801110810AB 0.25852	7.53e3	52.4	NO
6	6	13C4-PFOS	1800092-10 WT1801110810AB 0.25852	2.05e3	65.2	NO
7	7	13C6-PFDA	1800092-10 WT1801110810AB 0.25852	5.90e3	51.9	NO
8	8	13C7-PFUdA	1800092-10 WT1801110810AB 0.25852	8.26e3	48.0	YES

Name: 180129M1_28, Date: 29-Jan-2018, Time: 15:26:09, ID: IPA, Description: IPA

	#	Name	ID	Area	%Rec	Area Out
1	1	13C4-PFBA	IPA			NO
2	2	13C5-PFHxA	IPA			NO
3	3	13C3-PFHxS	IPA			NO
4	4	13C8-PFOA	IPA			NO
5	5	13C9-PFNA	IPA			NO
6	6	13C4-PFOS	IPA			NO
7	7	13C6-PFDA	IPA			NO
8	8	13C7-PFUdA	IPA			NO

Name: 180129M1_29, Date: 29-Jan-2018, Time: 15:37:39, ID: ST180129M1-11 PFC CS3 18A1909, Description: PFC CS3 18A1909

	#	Name	ID	Area	%Rec	Area Out
1	1	13C4-PFBA	ST180129M1-11 PFC CS3 18A1909	1.44e4	108.2	NO
2	2	13C5-PFHxA	ST180129M1-11 PFC CS3 18A1909	1.51e4	98.6	NO
3	3	13C3-PFHxS	ST180129M1-11 PFC CS3 18A1909	3.89e3	108.9	NO
4	4	13C8-PFOA	ST180129M1-11 PFC CS3 18A1909	1.57e4	96.8	NO
5	5	13C9-PFNA	ST180129M1-11 PFC CS3 18A1909	1.60e4	111.7	NO
6	6	13C4-PFOS	ST180129M1-11 PFC CS3 18A1909	3.61e3	114.9	NO
7	7	13C6-PFDA	ST180129M1-11 PFC CS3 18A1909	1.10e4	97.0	NO
8	8	13C7-PFUdA	ST180129M1-11 PFC CS3 18A1909	1.50e4	87.2	NO

Name: 180129M1_30, Date: 29-Jan-2018, Time: 15:49:08, ID: IPA, Description: IPA

	#	Name	ID	Area	%Rec	Area Out
1	1	13C4-PFBA	IPA			NO
2	2	13C5-PFHxA	IPA			NO
3	3	13C3-PFHxS	IPA	6.11e0	0.2	YES
4	4	13C8-PFOA	IPA			NO
5	5	13C9-PFNA	IPA			NO
6	6	13C4-PFOS	IPA			NO
7	7	13C6-PFDA	IPA			NO
8	8	13C7-PFUdA	IPA			NO

AC 1/30/2018

Dataset: F:\Projects\PFAS.PRO\Results\180129M1\180129M1-IIS.qld

Last Altered: Tuesday, January 30, 2018 09:14:25 Pacific Standard Time
Printed: Tuesday, January 30, 2018 09:15:52 Pacific Standard Time

Name: 180129M1_31, Date: 29-Jan-2018, Time: 16:00:38, ID: 1800092-11 WT1801110820AB 0.25871, Description: WT1801110820AB

	#	Name	ID	Area	%Rec	Area Out
1	1	13C4-PFBA	1800092-11 WT1801110820AB 0.25871	6.84e3	51.3	NO
2	2	13C5-PFHxA	1800092-11 WT1801110820AB 0.25871	8.33e3	54.5	NO
3	3	13C3-PFHxS	1800092-11 WT1801110820AB 0.25871	2.23e3	62.3	NO
4	4	13C8-PFOA	1800092-11 WT1801110820AB 0.25871	9.25e3	57.0	NO
5	5	13C9-PFNA	1800092-11 WT1801110820AB 0.25871	8.74e3	60.8	NO
6	6	13C4-PFOS	1800092-11 WT1801110820AB 0.25871	2.09e3	66.6	NO
7	7	13C6-PFDA	1800092-11 WT1801110820AB 0.25871	8.08e3	71.1	NO
8	8	13C7-PFUdA	1800092-11 WT1801110820AB 0.25871	7.63e3	44.3	YES

Name: 180129M1_32, Date: 29-Jan-2018, Time: 16:12:08, ID: 1800092-12 WT1801110830AB 0.25794, Description: WT1801110830AB

	#	Name	ID	Area	%Rec	Area Out
1	1	13C4-PFBA	1800092-12 WT1801110830AB 0.25794	7.01e3	52.6	NO
2	2	13C5-PFHxA	1800092-12 WT1801110830AB 0.25794	8.56e3	56.1	NO
3	3	13C3-PFHxS	1800092-12 WT1801110830AB 0.25794	2.28e3	63.8	NO
4	4	13C8-PFOA	1800092-12 WT1801110830AB 0.25794	8.23e3	50.7	NO
5	5	13C9-PFNA	1800092-12 WT1801110830AB 0.25794	8.56e3	59.5	NO
6	6	13C4-PFOS	1800092-12 WT1801110830AB 0.25794	2.01e3	64.0	NO
7	7	13C6-PFDA	1800092-12 WT1801110830AB 0.25794	6.44e3	56.7	NO
8	8	13C7-PFUdA	1800092-12 WT1801110830AB 0.25794	1.08e4	62.9	NO

Name: 180129M1_33, Date: 29-Jan-2018, Time: 16:23:36, ID: 1800092-13 WR1801110905AB 0.24937, Description: WR1801110905AB

	#	Name	ID	Area	%Rec	Area Out
1	1	13C4-PFBA	1800092-13 WR1801110905AB 0.24937	7.54e3	56.6	NO
2	2	13C5-PFHxA	1800092-13 WR1801110905AB 0.24937	9.40e3	61.5	NO
3	3	13C3-PFHxS	1800092-13 WR1801110905AB 0.24937	2.29e3	64.1	NO
4	4	13C8-PFOA	1800092-13 WR1801110905AB 0.24937	9.40e3	57.9	NO
5	5	13C9-PFNA	1800092-13 WR1801110905AB 0.24937	9.61e3	66.9	NO
6	6	13C4-PFOS	1800092-13 WR1801110905AB 0.24937	2.35e3	75.0	NO
7	7	13C6-PFDA	1800092-13 WR1801110905AB 0.24937	6.18e3	54.4	NO
8	8	13C7-PFUdA	1800092-13 WR1801110905AB 0.24937	8.50e3	49.4	YES

Name: 180129M1_34, Date: 29-Jan-2018, Time: 16:35:05, ID: 1800092-14 WT1801110925AB 0.2499, Description: WT1801110925AB

	#	Name	ID	Area	%Rec	Area Out
1	1	13C4-PFBA	1800092-14 WT1801110925AB 0.2499	7.44e3	55.8	NO
2	2	13C5-PFHxA	1800092-14 WT1801110925AB 0.2499	8.18e3	53.5	NO
3	3	13C3-PFHxS	1800092-14 WT1801110925AB 0.2499	2.41e3	67.4	NO
4	4	13C8-PFOA	1800092-14 WT1801110925AB 0.2499	8.94e3	55.1	NO
5	5	13C9-PFNA	1800092-14 WT1801110925AB 0.2499	9.23e3	64.3	NO
6	6	13C4-PFOS	1800092-14 WT1801110925AB 0.2499	2.41e3	76.9	NO
7	7	13C6-PFDA	1800092-14 WT1801110925AB 0.2499	7.08e3	62.3	NO
8	8	13C7-PFUdA	1800092-14 WT1801110925AB 0.2499	8.64e3	50.1	NO

AC 1/30/2018

Dataset: F:\Projects\PFAS.PRO\Results\180129M1\180129M1-IIS.qld

Last Altered: Tuesday, January 30, 2018 09:14:25 Pacific Standard Time
Printed: Tuesday, January 30, 2018 09:15:52 Pacific Standard Time

Name: 180129M1_35, Date: 29-Jan-2018, Time: 16:46:34, ID: 1800092-15 WT1801110930AB 0.24861, Description: WT1801110930AB

	#	Name	ID	Area	%Rec	Area Out
1	1	13C4-PFBA	1800092-15 WT1801110930AB 0.24861	7.56e3	56.7	NO
2	2	13C5-PFHxA	1800092-15 WT1801110930AB 0.24861	9.15e3	59.9	NO
3	3	13C3-PFHxS	1800092-15 WT1801110930AB 0.24861	2.40e3	67.1	NO
4	4	13C8-PFOA	1800092-15 WT1801110930AB 0.24861	9.34e3	57.5	NO
5	5	13C9-PFNA	1800092-15 WT1801110930AB 0.24861	8.41e3	58.5	NO
6	6	13C4-PFOS	1800092-15 WT1801110930AB 0.24861	2.38e3	75.9	NO
7	7	13C6-PFDA	1800092-15 WT1801110930AB 0.24861	9.27e3	81.5	NO
8	8	13C7-PFUdA	1800092-15 WT1801110930AB 0.24861	7.67e3	44.5	YES

Name: 180129M1_36, Date: 29-Jan-2018, Time: 16:58:04, ID: 1800092-16 FB1801110935AB 0.24833, Description: FB1801110935AB

	#	Name	ID	Area	%Rec	Area Out
1	1	13C4-PFBA	1800092-16 FB1801110935AB 0.24833	7.18e3	53.9	NO
2	2	13C5-PFHxA	1800092-16 FB1801110935AB 0.24833	9.18e3	60.1	NO
3	3	13C3-PFHxS	1800092-16 FB1801110935AB 0.24833	2.30e3	64.4	NO
4	4	13C8-PFOA	1800092-16 FB1801110935AB 0.24833	7.11e3	43.8	YES
5	5	13C9-PFNA	1800092-16 FB1801110935AB 0.24833	7.91e3	55.0	NO
6	6	13C4-PFOS	1800092-16 FB1801110935AB 0.24833	2.00e3	63.6	NO
7	7	13C6-PFDA	1800092-16 FB1801110935AB 0.24833	8.98e3	79.0	NO
8	8	13C7-PFUdA	1800092-16 FB1801110935AB 0.24833	9.94e3	57.7	NO

Name: 180129M1_37, Date: 29-Jan-2018, Time: 17:09:32, ID: 1800092-17 WR1801110955AB 0.25343, Description: WR1801110955AB

	#	Name	ID	Area	%Rec	Area Out
1	1	13C4-PFBA	1800092-17 WR1801110955AB 0.25343	7.09e3	53.2	NO
2	2	13C5-PFHxA	1800092-17 WR1801110955AB 0.25343	9.13e3	59.8	NO
3	3	13C3-PFHxS	1800092-17 WR1801110955AB 0.25343	2.14e3	59.7	NO
4	4	13C8-PFOA	1800092-17 WR1801110955AB 0.25343	7.58e3	46.7	YES
5	5	13C9-PFNA	1800092-17 WR1801110955AB 0.25343	7.55e3	52.5	NO
6	6	13C4-PFOS	1800092-17 WR1801110955AB 0.25343	2.45e3	78.0	NO
7	7	13C6-PFDA	1800092-17 WR1801110955AB 0.25343	7.47e3	65.7	NO
8	8	13C7-PFUdA	1800092-17 WR1801110955AB 0.25343	8.62e3	50.1	NO

Name: 180129M1_38, Date: 29-Jan-2018, Time: 17:21:01, ID: 1800092-18 WT1801111030AB 0.25343, Description: WT1801111030AB

	#	Name	ID	Area	%Rec	Area Out
1	1	13C4-PFBA	1800092-18 WT1801111030AB 0.25343	7.14e3	53.6	NO
2	2	13C5-PFHxA	1800092-18 WT1801111030AB 0.25343	7.45e3	48.8	YES
3	3	13C3-PFHxS	1800092-18 WT1801111030AB 0.25343	2.53e3	70.8	NO
4	4	13C8-PFOA	1800092-18 WT1801111030AB 0.25343	9.07e3	55.8	NO
5	5	13C9-PFNA	1800092-18 WT1801111030AB 0.25343	8.07e3	56.2	NO
6	6	13C4-PFOS	1800092-18 WT1801111030AB 0.25343	2.36e3	75.2	NO
7	7	13C6-PFDA	1800092-18 WT1801111030AB 0.25343	7.53e3	66.3	NO
8	8	13C7-PFUdA	1800092-18 WT1801111030AB 0.25343	7.78e3	45.1	YES

AC 1/30/2018

Dataset: F:\Projects\PFAS.PRO\Results\180129M1\180129M1-IIS.qld

Last Altered: Tuesday, January 30, 2018 09:14:25 Pacific Standard Time
Printed: Tuesday, January 30, 2018 09:15:52 Pacific Standard Time

Name: 180129M1_39, Date: 29-Jan-2018, Time: 17:32:30, ID: 1800092-19 WT1801111055AB 0.25311, Description: WT1801111055AB

	#	Name	ID	Area	%Rec	Area Out
1	1	13C4-PFBA	1800092-19 WT1801111055AB 0.25311	6.98e3	52.3	NO
2	2	13C5-PFHxA	1800092-19 WT1801111055AB 0.25311	7.91e3	51.8	NO
3	3	13C3-PFHxS	1800092-19 WT1801111055AB 0.25311	1.98e3	55.5	NO
4	4	13C8-PFOA	1800092-19 WT1801111055AB 0.25311	7.24e3	44.6	YES
5	5	13C9-PFNA	1800092-19 WT1801111055AB 0.25311	7.87e3	54.7	NO
6	6	13C4-PFOS	1800092-19 WT1801111055AB 0.25311	2.01e3	64.0	NO
7	7	13C6-PFDA	1800092-19 WT1801111055AB 0.25311	6.33e3	55.7	NO
8	8	13C7-PFUdA	1800092-19 WT1801111055AB 0.25311	7.48e3	43.4	YES

Name: 180129M1_40, Date: 29-Jan-2018, Time: 17:44:00, ID: 1800092-20 WR1801111105AB 0.25268, Description: WR1801111105AB

	#	Name	ID	Area	%Rec	Area Out
1	1	13C4-PFBA	1800092-20 WR1801111105AB 0.25268	6.92e3	51.9	NO
2	2	13C5-PFHxA	1800092-20 WR1801111105AB 0.25268	8.33e3	54.5	NO
3	3	13C3-PFHxS	1800092-20 WR1801111105AB 0.25268	2.50e3	70.0	NO
4	4	13C8-PFOA	1800092-20 WR1801111105AB 0.25268	8.97e3	55.3	NO
5	5	13C9-PFNA	1800092-20 WR1801111105AB 0.25268	8.68e3	60.4	NO
6	6	13C4-PFOS	1800092-20 WR1801111105AB 0.25268	2.33e3	74.1	NO
7	7	13C6-PFDA	1800092-20 WR1801111105AB 0.25268	7.56e3	66.5	NO
8	8	13C7-PFUdA	1800092-20 WR1801111105AB 0.25268	9.72e3	56.4	NO

Name: 180129M1_41, Date: 29-Jan-2018, Time: 17:55:29, ID: IPA, Description: IPA

	#	Name	ID	Area	%Rec	Area Out
1	1	13C4-PFBA	IPA			NO
2	2	13C5-PFHxA	IPA			NO
3	3	13C3-PFHxS	IPA			NO
4	4	13C8-PFOA	IPA			NO
5	5	13C9-PFNA	IPA			NO
6	6	13C4-PFOS	IPA			NO
7	7	13C6-PFDA	IPA			NO
8	8	13C7-PFUdA	IPA			NO

Name: 180129M1_42, Date: 29-Jan-2018, Time: 18:07:00, ID: ST180129M1-12 PFC CS3 18A1909, Description: PFC CS3 18A1909

	#	Name	ID	Area	%Rec	Area Out
1	1	13C4-PFBA	ST180129M1-12 PFC CS3 18A1909	1.46e4	109.3	NO
2	2	13C5-PFHxA	ST180129M1-12 PFC CS3 18A1909	1.78e4	116.6	NO
3	3	13C3-PFHxS	ST180129M1-12 PFC CS3 18A1909	4.35e3	121.8	NO
4	4	13C8-PFOA	ST180129M1-12 PFC CS3 18A1909	1.69e4	104.1	NO
5	5	13C9-PFNA	ST180129M1-12 PFC CS3 18A1909	1.84e4	127.9	NO
6	6	13C4-PFOS	ST180129M1-12 PFC CS3 18A1909	4.18e3	133.0	NO
7	7	13C6-PFDA	ST180129M1-12 PFC CS3 18A1909	1.20e4	105.6	NO
8	8	13C7-PFUdA	ST180129M1-12 PFC CS3 18A1909	1.42e4	82.7	NO

AC 1/30/2018

Dataset: F:\Projects\PFAS.PRO\Results\180129M1\180129M1-IIS.qld

Last Altered: Tuesday, January 30, 2018 09:14:25 Pacific Standard Time
Printed: Tuesday, January 30, 2018 09:15:52 Pacific Standard Time

Name: 180129M1_43, Date: 29-Jan-2018, Time: 18:18:29, ID: IPA, Description: IPA

	#	Name	ID	Area	%Rec	Area Out
1	1	13C4-PFBA	IPA			NO
2	2	13C5-PFHxA	IPA			NO
3	3	13C3-PFHxS	IPA			NO
4	4	13C8-PFOA	IPA			NO
5	5	13C9-PFNA	IPA			NO
6	6	13C4-PFOS	IPA			NO
7	7	13C6-PFDA	IPA			NO
8	8	13C7-PFUdA	IPA			NO

Name: 180129M1_44, Date: 29-Jan-2018, Time: 18:30:02, ID: B8A0163-BS1 OPR 0.25, Description: OPR

	#	Name	ID	Area	%Rec	Area Out
1	1	13C4-PFBA	B8A0163-BS1 OPR 0.25	8.38e3	62.9	NO
2	2	13C5-PFHxA	B8A0163-BS1 OPR 0.25	9.48e3	62.1	NO
3	3	13C3-PFHxS	B8A0163-BS1 OPR 0.25	2.87e3	80.4	NO
4	4	13C8-PFOA	B8A0163-BS1 OPR 0.25	1.12e4	69.0	NO
5	5	13C9-PFNA	B8A0163-BS1 OPR 0.25	9.35e3	65.0	NO
6	6	13C4-PFOS	B8A0163-BS1 OPR 0.25	2.12e3	67.5	NO
7	7	13C6-PFDA	B8A0163-BS1 OPR 0.25	8.40e3	73.9	NO
8	8	13C7-PFUdA	B8A0163-BS1 OPR 0.25	1.11e4	64.7	NO

Name: 180129M1_45, Date: 29-Jan-2018, Time: 18:41:26, ID: B8A0163-BLK1 Method Blank 0.25, Description: Method Blank

	#	Name	ID	Area	%Rec	Area Out
1	1	13C4-PFBA	B8A0163-BLK1 Method Blank 0.25	7.43e3	55.7	NO
2	2	13C5-PFHxA	B8A0163-BLK1 Method Blank 0.25	9.52e3	62.3	NO
3	3	13C3-PFHxS	B8A0163-BLK1 Method Blank 0.25	2.31e3	64.6	NO
4	4	13C8-PFOA	B8A0163-BLK1 Method Blank 0.25	9.84e3	60.6	NO
5	5	13C9-PFNA	B8A0163-BLK1 Method Blank 0.25	8.47e3	59.0	NO
6	6	13C4-PFOS	B8A0163-BLK1 Method Blank 0.25	2.74e3	87.2	NO
7	7	13C6-PFDA	B8A0163-BLK1 Method Blank 0.25	7.14e3	62.8	NO
8	8	13C7-PFUdA	B8A0163-BLK1 Method Blank 0.25	9.98e3	57.9	NO

Name: 180129M1_46, Date: 29-Jan-2018, Time: 18:52:53, ID: B8A0163-MS1 Matrix Spike 0.11727, Description: Matrix Spike

	#	Name	ID	Area	%Rec	Area Out
1	1	13C4-PFBA	B8A0163-MS1 Matrix Spike 0.11727	8.36e3	62.7	NO
2	2	13C5-PFHxA	B8A0163-MS1 Matrix Spike 0.11727	9.73e3	63.7	NO
3	3	13C3-PFHxS	B8A0163-MS1 Matrix Spike 0.11727	2.66e3	74.4	NO
4	4	13C8-PFOA	B8A0163-MS1 Matrix Spike 0.11727	8.30e3	51.1	NO
5	5	13C9-PFNA	B8A0163-MS1 Matrix Spike 0.11727	1.01e4	70.2	NO
6	6	13C4-PFOS	B8A0163-MS1 Matrix Spike 0.11727	2.57e3	81.8	NO
7	7	13C6-PFDA	B8A0163-MS1 Matrix Spike 0.11727	8.00e3	70.4	NO
8	8	13C7-PFUdA	B8A0163-MS1 Matrix Spike 0.11727	9.30e3	54.0	NO

AC 1/30/2018

Dataset: F:\Projects\PFAS.PRO\Results\180129M1\180129M1-IIS.qld

Last Altered: Tuesday, January 30, 2018 09:14:25 Pacific Standard Time
Printed: Tuesday, January 30, 2018 09:15:52 Pacific Standard Time

Name: 180129M1_47, Date: 29-Jan-2018, Time: 19:04:22, ID: B8A0163-MSD1 Matrix Spike Dup 0.11919, Description: Matrix Spike Dup

	#	Name	ID	Area	%Rec	Area Out
1	1	13C4-PFBA	B8A0163-MSD1 Matrix Spike Dup 0.119...	8.20e3	61.5	NO
2	2	13C5-PFHxA	B8A0163-MSD1 Matrix Spike Dup 0.119...	9.68e3	63.3	NO
3	3	13C3-PFHxS	B8A0163-MSD1 Matrix Spike Dup 0.119...	2.62e3	73.3	NO
4	4	13C8-PFOA	B8A0163-MSD1 Matrix Spike Dup 0.119...	9.21e3	56.7	NO
5	5	13C9-PFNA	B8A0163-MSD1 Matrix Spike Dup 0.119...	9.98e3	69.4	NO
6	6	13C4-PFOS	B8A0163-MSD1 Matrix Spike Dup 0.119...	2.02e3	64.3	NO
7	7	13C6-PFDA	B8A0163-MSD1 Matrix Spike Dup 0.119...	7.85e3	69.1	NO
8	8	13C7-PFUdA	B8A0163-MSD1 Matrix Spike Dup 0.119...	9.10e3	52.8	NO

Name: 180129M1_48, Date: 29-Jan-2018, Time: 19:15:52, ID: 1800153-11RE1 FT-FRB02-20180117 0.22638, Description: FT-FRB02-20180117

	#	Name	ID	Area	%Rec	Area Out
1	1	13C4-PFBA	1800153-11RE1 FT-FRB02-20180117 0...	6.70e3	50.3	NO
2	2	13C5-PFHxA	1800153-11RE1 FT-FRB02-20180117 0...	8.11e3	53.1	NO
3	3	13C3-PFHxS	1800153-11RE1 FT-FRB02-20180117 0...	2.12e3	59.4	NO
4	4	13C8-PFOA	1800153-11RE1 FT-FRB02-20180117 0...	7.18e3	44.2	YES
5	5	13C9-PFNA	1800153-11RE1 FT-FRB02-20180117 0...	7.66e3	53.3	NO
6	6	13C4-PFOS	1800153-11RE1 FT-FRB02-20180117 0...	2.05e3	65.3	NO
7	7	13C6-PFDA	1800153-11RE1 FT-FRB02-20180117 0...	5.52e3	48.6	YES
8	8	13C7-PFUdA	1800153-11RE1 FT-FRB02-20180117 0...	9.50e3	55.2	NO

Name: 180129M1_49, Date: 29-Jan-2018, Time: 19:27:21, ID: 1800184-01 REEPDW129FRB 0.11583, Description: REEPDW129FRB

	#	Name	ID	Area	%Rec	Area Out
1	1	13C4-PFBA	1800184-01 REEPDW129FRB 0.11583	8.06e3	60.5	NO
2	2	13C5-PFHxA	1800184-01 REEPDW129FRB 0.11583	9.08e3	59.4	NO
3	3	13C3-PFHxS	1800184-01 REEPDW129FRB 0.11583	2.14e3	60.0	NO
4	4	13C8-PFOA	1800184-01 REEPDW129FRB 0.11583	8.49e3	52.3	NO
5	5	13C9-PFNA	1800184-01 REEPDW129FRB 0.11583	1.05e4	72.8	NO
6	6	13C4-PFOS	1800184-01 REEPDW129FRB 0.11583	2.15e3	68.5	NO
7	7	13C6-PFDA	1800184-01 REEPDW129FRB 0.11583	6.68e3	58.8	NO
8	8	13C7-PFUdA	1800184-01 REEPDW129FRB 0.11583	7.70e3	44.7	YES

Name: 180129M1_50, Date: 29-Jan-2018, Time: 19:38:51, ID: 1800184-02 REEPDW130FRB 0.11966, Description: REEPDW130FRB

	#	Name	ID	Area	%Rec	Area Out
1	1	13C4-PFBA	1800184-02 REEPDW130FRB 0.11966	8.54e3	64.0	NO
2	2	13C5-PFHxA	1800184-02 REEPDW130FRB 0.11966	1.19e4	77.8	NO
3	3	13C3-PFHxS	1800184-02 REEPDW130FRB 0.11966	2.36e3	66.1	NO
4	4	13C8-PFOA	1800184-02 REEPDW130FRB 0.11966	8.68e3	53.4	NO
5	5	13C9-PFNA	1800184-02 REEPDW130FRB 0.11966	9.98e3	69.5	NO
6	6	13C4-PFOS	1800184-02 REEPDW130FRB 0.11966	2.43e3	77.2	NO
7	7	13C6-PFDA	1800184-02 REEPDW130FRB 0.11966	6.28e3	55.2	NO
8	8	13C7-PFUdA	1800184-02 REEPDW130FRB 0.11966	1.17e4	67.7	NO

AC 1/30/2018

Dataset: F:\Projects\PFAS.PRO\Results\180129M1\180129M1-IIS.qld

Last Altered: Tuesday, January 30, 2018 09:14:25 Pacific Standard Time
Printed: Tuesday, January 30, 2018 09:15:52 Pacific Standard Time

Name: 180129M1_51, Date: 29-Jan-2018, Time: 19:50:20, ID: 1800184-03 REEPDW131FRB 0.11947, Description: REEPDW131FRB

	#	Name	ID	Area	%Rec	Area Out
1	1	13C4-PFBA	1800184-03 REEPDW131FRB 0.11947	7.93e3	59.5	NO
2	2	13C5-PFHxA	1800184-03 REEPDW131FRB 0.11947	1.06e4	69.3	NO
3	3	13C3-PFHxS	1800184-03 REEPDW131FRB 0.11947	2.43e3	68.0	NO
4	4	13C8-PFOA	1800184-03 REEPDW131FRB 0.11947	8.49e3	52.3	NO
5	5	13C9-PFNA	1800184-03 REEPDW131FRB 0.11947	8.01e3	55.8	NO
6	6	13C4-PFOS	1800184-03 REEPDW131FRB 0.11947	2.69e3	85.7	NO
7	7	13C6-PFDA	1800184-03 REEPDW131FRB 0.11947	8.49e3	74.7	NO
8	8	13C7-PFUdA	1800184-03 REEPDW131FRB 0.11947	8.66e3	50.3	NO

Name: 180129M1_52, Date: 29-Jan-2018, Time: 20:01:42, ID: 1800188-01 REEPDW132FRB 0.11996, Description: REEPDW132FRB

	#	Name	ID	Area	%Rec	Area Out
1	1	13C4-PFBA	1800188-01 REEPDW132FRB 0.11996	7.24e3	54.3	NO
2	2	13C5-PFHxA	1800188-01 REEPDW132FRB 0.11996	8.51e3	55.7	NO
3	3	13C3-PFHxS	1800188-01 REEPDW132FRB 0.11996	2.48e3	69.3	NO
4	4	13C8-PFOA	1800188-01 REEPDW132FRB 0.11996	8.09e3	49.8	YES
5	5	13C9-PFNA	1800188-01 REEPDW132FRB 0.11996	7.71e3	53.6	NO
6	6	13C4-PFOS	1800188-01 REEPDW132FRB 0.11996	2.47e3	78.7	NO
7	7	13C6-PFDA	1800188-01 REEPDW132FRB 0.11996	7.87e3	69.2	NO
8	8	13C7-PFUdA	1800188-01 REEPDW132FRB 0.11996	8.65e3	50.2	NO

Name: 180129M1_53, Date: 29-Jan-2018, Time: 20:13:09, ID: 1800188-02 REEPDW133FRB 0.11579, Description: REEPDW133FRB

	#	Name	ID	Area	%Rec	Area Out
1	1	13C4-PFBA	1800188-02 REEPDW133FRB 0.11579	7.82e3	58.6	NO
2	2	13C5-PFHxA	1800188-02 REEPDW133FRB 0.11579	9.20e3	60.2	NO
3	3	13C3-PFHxS	1800188-02 REEPDW133FRB 0.11579	2.25e3	62.9	NO
4	4	13C8-PFOA	1800188-02 REEPDW133FRB 0.11579	8.34e3	51.3	NO
5	5	13C9-PFNA	1800188-02 REEPDW133FRB 0.11579	9.69e3	67.5	NO
6	6	13C4-PFOS	1800188-02 REEPDW133FRB 0.11579	2.19e3	69.6	NO
7	7	13C6-PFDA	1800188-02 REEPDW133FRB 0.11579	8.92e3	78.5	NO
8	8	13C7-PFUdA	1800188-02 REEPDW133FRB 0.11579	7.85e3	45.6	YES

Name: 180129M1_54, Date: 29-Jan-2018, Time: 20:24:39, ID: 1800188-03 REEPDW134FRB 0.11795, Description: REEPDW134FRB

	#	Name	ID	Area	%Rec	Area Out
1	1	13C4-PFBA	1800188-03 REEPDW134FRB 0.11795	8.23e3	61.8	NO
2	2	13C5-PFHxA	1800188-03 REEPDW134FRB 0.11795	1.05e4	68.5	NO
3	3	13C3-PFHxS	1800188-03 REEPDW134FRB 0.11795	2.48e3	69.5	NO
4	4	13C8-PFOA	1800188-03 REEPDW134FRB 0.11795	8.98e3	55.3	NO
5	5	13C9-PFNA	1800188-03 REEPDW134FRB 0.11795	8.45e3	58.8	NO
6	6	13C4-PFOS	1800188-03 REEPDW134FRB 0.11795	2.18e3	69.3	NO
7	7	13C6-PFDA	1800188-03 REEPDW134FRB 0.11795	1.00e4	88.0	NO
8	8	13C7-PFUdA	1800188-03 REEPDW134FRB 0.11795	9.19e3	53.4	NO

AC 1/30/2018

Dataset: F:\Projects\PFAS.PRO\Results\180129M1\180129M1-IIS.qld

Last Altered: Tuesday, January 30, 2018 09:14:25 Pacific Standard Time
Printed: Tuesday, January 30, 2018 09:15:52 Pacific Standard Time

Name: 180129M1_55, Date: 29-Jan-2018, Time: 20:36:09, ID: 1800204-01 REEPDW135 0.12126, Description: REEPDW135

	#	Name	ID	Area	%Rec	Area Out
1	1	13C4-PFBA	1800204-01 REEPDW135 0.12126	7.44e3	55.8	NO
2	2	13C5-PFHxA	1800204-01 REEPDW135 0.12126	9.34e3	61.1	NO
3	3	13C3-PFHxS	1800204-01 REEPDW135 0.12126	2.48e3	69.3	NO
4	4	13C8-PFOA	1800204-01 REEPDW135 0.12126	9.46e3	58.3	NO
5	5	13C9-PFNA	1800204-01 REEPDW135 0.12126	9.01e3	62.7	NO
6	6	13C4-PFOS	1800204-01 REEPDW135 0.12126	2.68e3	85.4	NO
7	7	13C6-PFDA	1800204-01 REEPDW135 0.12126	7.23e3	63.6	NO
8	8	13C7-PFUdA	1800204-01 REEPDW135 0.12126	9.24e3	53.6	NO

Name: 180129M1_56, Date: 29-Jan-2018, Time: 20:47:38, ID: 1800204-02 REEPDW136 0.1177, Description: REEPDW136

	#	Name	ID	Area	%Rec	Area Out
1	1	13C4-PFBA	1800204-02 REEPDW136 0.1177	7.05e3	52.9	NO
2	2	13C5-PFHxA	1800204-02 REEPDW136 0.1177	8.29e3	54.2	NO
3	3	13C3-PFHxS	1800204-02 REEPDW136 0.1177	2.30e3	64.4	NO
4	4	13C8-PFOA	1800204-02 REEPDW136 0.1177	8.19e3	50.4	NO
5	5	13C9-PFNA	1800204-02 REEPDW136 0.1177	8.74e3	60.8	NO
6	6	13C4-PFOS	1800204-02 REEPDW136 0.1177	2.56e3	81.4	NO
7	7	13C6-PFDA	1800204-02 REEPDW136 0.1177	6.58e3	57.9	NO
8	8	13C7-PFUdA	1800204-02 REEPDW136 0.1177	8.90e3	51.7	NO

Name: 180129M1_57, Date: 29-Jan-2018, Time: 20:59:07, ID: 1800204-03 REEPDW137 0.11904, Description: REEPDW137

	#	Name	ID	Area	%Rec	Area Out
1	1	13C4-PFBA	1800204-03 REEPDW137 0.11904	7.00e3	52.5	NO
2	2	13C5-PFHxA	1800204-03 REEPDW137 0.11904	9.36e3	61.3	NO
3	3	13C3-PFHxS	1800204-03 REEPDW137 0.11904	2.68e3	75.0	NO
4	4	13C8-PFOA	1800204-03 REEPDW137 0.11904	7.57e3	46.6	YES
5	5	13C9-PFNA	1800204-03 REEPDW137 0.11904	9.98e3	69.5	NO
6	6	13C4-PFOS	1800204-03 REEPDW137 0.11904	2.26e3	71.9	NO
7	7	13C6-PFDA	1800204-03 REEPDW137 0.11904	7.73e3	68.0	NO
8	8	13C7-PFUdA	1800204-03 REEPDW137 0.11904	7.84e3	45.5	YES

Name: 180129M1_58, Date: 29-Jan-2018, Time: 21:10:36, ID: 1800204-04 REEPDW138 0.11522, Description: REEPDW138

	#	Name	ID	Area	%Rec	Area Out
1	1	13C4-PFBA	1800204-04 REEPDW138 0.11522	8.59e3	64.4	NO
2	2	13C5-PFHxA	1800204-04 REEPDW138 0.11522	1.02e4	66.5	NO
3	3	13C3-PFHxS	1800204-04 REEPDW138 0.11522	2.85e3	79.6	NO
4	4	13C8-PFOA	1800204-04 REEPDW138 0.11522	9.66e3	59.5	NO
5	5	13C9-PFNA	1800204-04 REEPDW138 0.11522	9.83e3	68.4	NO
6	6	13C4-PFOS	1800204-04 REEPDW138 0.11522	2.30e3	73.1	NO
7	7	13C6-PFDA	1800204-04 REEPDW138 0.11522	9.75e3	85.8	NO
8	8	13C7-PFUdA	1800204-04 REEPDW138 0.11522	1.06e4	61.7	NO

AC 1/30/2018

Dataset: F:\Projects\PFAS.PRO\Results\180129M1\180129M1-IIS.qld

Last Altered: Tuesday, January 30, 2018 09:14:25 Pacific Standard Time
Printed: Tuesday, January 30, 2018 09:15:52 Pacific Standard Time

Name: 180129M1_59, Date: 29-Jan-2018, Time: 21:22:06, ID: 1800204-05 REEPDW139 0.12116, Description: REEPDW139

	#	Name	ID	Area	%Rec	Area Out
1	1	13C4-PFBA	1800204-05 REEPDW139 0.12116	7.53e3	56.5	NO
2	2	13C5-PFHxA	1800204-05 REEPDW139 0.12116	1.03e4	67.5	NO
3	3	13C3-PFHxS	1800204-05 REEPDW139 0.12116	2.80e3	78.3	NO
4	4	13C8-PFOA	1800204-05 REEPDW139 0.12116	1.02e4	62.6	NO
5	5	13C9-PFNA	1800204-05 REEPDW139 0.12116	1.14e4	79.2	NO
6	6	13C4-PFOS	1800204-05 REEPDW139 0.12116	2.40e3	76.5	NO
7	7	13C6-PFDA	1800204-05 REEPDW139 0.12116	1.11e4	97.2	NO
8	8	13C7-PFUdA	1800204-05 REEPDW139 0.12116	8.87e3	51.5	NO

Name: 180129M1_60, Date: 29-Jan-2018, Time: 21:33:35, ID: 1800204-06 REEPDW140 0.11819, Description: REEPDW140

	#	Name	ID	Area	%Rec	Area Out
1	1	13C4-PFBA	1800204-06 REEPDW140 0.11819	7.71e3	57.9	NO
2	2	13C5-PFHxA	1800204-06 REEPDW140 0.11819	1.01e4	65.9	NO
3	3	13C3-PFHxS	1800204-06 REEPDW140 0.11819	2.20e3	61.7	NO
4	4	13C8-PFOA	1800204-06 REEPDW140 0.11819	1.02e4	62.8	NO
5	5	13C9-PFNA	1800204-06 REEPDW140 0.11819	8.53e3	59.4	NO
6	6	13C4-PFOS	1800204-06 REEPDW140 0.11819	2.29e3	72.8	NO
7	7	13C6-PFDA	1800204-06 REEPDW140 0.11819	6.13e3	54.0	NO
8	8	13C7-PFUdA	1800204-06 REEPDW140 0.11819	9.39e3	54.5	NO

Name: 180129M1_61, Date: 29-Jan-2018, Time: 21:45:05, ID: 1800204-07 REEPDW513 0.11719, Description: REEPDW513

	#	Name	ID	Area	%Rec	Area Out
1	1	13C4-PFBA	1800204-07 REEPDW513 0.11719	8.15e3	61.1	NO
2	2	13C5-PFHxA	1800204-07 REEPDW513 0.11719	9.53e3	62.4	NO
3	3	13C3-PFHxS	1800204-07 REEPDW513 0.11719	2.59e3	72.3	NO
4	4	13C8-PFOA	1800204-07 REEPDW513 0.11719	7.90e3	48.7	YES
5	5	13C9-PFNA	1800204-07 REEPDW513 0.11719	8.00e3	55.7	NO
6	6	13C4-PFOS	1800204-07 REEPDW513 0.11719	2.52e3	80.2	NO
7	7	13C6-PFDA	1800204-07 REEPDW513 0.11719	9.86e3	86.8	NO
8	8	13C7-PFUdA	1800204-07 REEPDW513 0.11719	1.09e4	63.6	NO

Name: 180129M1_62, Date: 29-Jan-2018, Time: 21:56:35, ID: IPA, Description: IPA

	#	Name	ID	Area	%Rec	Area Out
1	1	13C4-PFBA	IPA			NO
2	2	13C5-PFHxA	IPA	5.19e0	0.0	YES
3	3	13C3-PFHxS	IPA			NO
4	4	13C8-PFOA	IPA			NO
5	5	13C9-PFNA	IPA			NO
6	6	13C4-PFOS	IPA			NO
7	7	13C6-PFDA	IPA			NO
8	8	13C7-PFUdA	IPA			NO

AC 1/30/2018

Dataset: F:\Projects\PFAS.PRO\Results\180129M1\180129M1-IIS.qld

Last Altered: Tuesday, January 30, 2018 09:14:25 Pacific Standard Time
Printed: Tuesday, January 30, 2018 09:15:52 Pacific Standard Time

Name: 180129M1_63, Date: 29-Jan-2018, Time: 22:08:01, ID: ST180129M1-13 PFC CS0 18A1906, Description: PFC CS0 18A1906

	#	Name	ID	Area	%Rec	Area Out
1	1	13C4-PFBA	ST180129M1-13 PFC CS0 18A1906	1.49e4	111.5	NO
2	2	13C5-PFHxA	ST180129M1-13 PFC CS0 18A1906	1.77e4	115.9	NO
3	3	13C3-PFHxS	ST180129M1-13 PFC CS0 18A1906	4.47e3	125.1	NO
4	4	13C8-PFOA	ST180129M1-13 PFC CS0 18A1906	1.64e4	101.2	NO
5	5	13C9-PFNA	ST180129M1-13 PFC CS0 18A1906	1.57e4	109.1	NO
6	6	13C4-PFOS	ST180129M1-13 PFC CS0 18A1906	4.49e3	142.8	NO
7	7	13C6-PFDA	ST180129M1-13 PFC CS0 18A1906	1.23e4	108.2	NO
8	8	13C7-PFUdA	ST180129M1-13 PFC CS0 18A1906	2.13e4	123.8	NO

Name: 180129M1_64, Date: 29-Jan-2018, Time: 22:19:28, ID: IPA, Description: IPA

	#	Name	ID	Area	%Rec	Area Out
1	1	13C4-PFBA	IPA			NO
2	2	13C5-PFHxA	IPA			NO
3	3	13C3-PFHxS	IPA			NO
4	4	13C8-PFOA	IPA			NO
5	5	13C9-PFNA	IPA			NO
6	6	13C4-PFOS	IPA			NO
7	7	13C6-PFDA	IPA			NO
8	8	13C7-PFUdA	IPA			NO

Name: 180129M1_65, Date: 29-Jan-2018, Time: 22:30:57, ID: 1800206-01 REEPDW135FRB 0.11858, Description: REEPDW135FRB

	#	Name	ID	Area	%Rec	Area Out
1	1	13C4-PFBA	1800206-01 REEPDW135FRB 0.11858	9.00e3	67.5	NO
2	2	13C5-PFHxA	1800206-01 REEPDW135FRB 0.11858	1.05e4	68.5	NO
3	3	13C3-PFHxS	1800206-01 REEPDW135FRB 0.11858	2.19e3	61.1	NO
4	4	13C8-PFOA	1800206-01 REEPDW135FRB 0.11858	1.04e4	64.0	NO
5	5	13C9-PFNA	1800206-01 REEPDW135FRB 0.11858	9.65e3	67.2	NO
6	6	13C4-PFOS	1800206-01 REEPDW135FRB 0.11858	2.75e3	87.4	NO
7	7	13C6-PFDA	1800206-01 REEPDW135FRB 0.11858	8.61e3	75.8	NO
8	8	13C7-PFUdA	1800206-01 REEPDW135FRB 0.11858	9.97e3	57.9	NO

Name: 180129M1_66, Date: 29-Jan-2018, Time: 22:42:22, ID: 1800206-02 REEPDW136FRB 0.1192, Description: REEPDW136FRB

	#	Name	ID	Area	%Rec	Area Out
1	1	13C4-PFBA	1800206-02 REEPDW136FRB 0.1192	6.74e3	50.6	NO
2	2	13C5-PFHxA	1800206-02 REEPDW136FRB 0.1192	8.71e3	57.0	NO
3	3	13C3-PFHxS	1800206-02 REEPDW136FRB 0.1192	2.56e3	71.6	NO
4	4	13C8-PFOA	1800206-02 REEPDW136FRB 0.1192	8.20e3	50.5	NO
5	5	13C9-PFNA	1800206-02 REEPDW136FRB 0.1192	8.68e3	60.4	NO
6	6	13C4-PFOS	1800206-02 REEPDW136FRB 0.1192	2.76e3	87.7	NO
7	7	13C6-PFDA	1800206-02 REEPDW136FRB 0.1192	8.76e3	77.1	NO
8	8	13C7-PFUdA	1800206-02 REEPDW136FRB 0.1192	9.12e3	52.9	NO

AC 1/30/2018

Dataset: F:\Projects\PFAS.PRO\Results\180129M1\180129M1-IIS.qld

Last Altered: Tuesday, January 30, 2018 09:14:25 Pacific Standard Time
Printed: Tuesday, January 30, 2018 09:15:52 Pacific Standard Time

Name: 180129M1_67, Date: 29-Jan-2018, Time: 22:53:49, ID: 1800206-03 REEPDW137FRB 0.11978, Description: REEPDW137FRB

	#	Name	ID	Area	%Rec	Area Out
1	1	13C4-PFBA	1800206-03 REEPDW137FRB 0.11978	8.67e3	65.0	NO
2	2	13C5-PFHxA	1800206-03 REEPDW137FRB 0.11978	1.05e4	69.0	NO
3	3	13C3-PFHxS	1800206-03 REEPDW137FRB 0.11978	2.38e3	66.5	NO
4	4	13C8-PFOA	1800206-03 REEPDW137FRB 0.11978	9.42e3	58.0	NO
5	5	13C9-PFNA	1800206-03 REEPDW137FRB 0.11978	8.44e3	58.8	NO
6	6	13C4-PFOS	1800206-03 REEPDW137FRB 0.11978	2.32e3	73.7	NO
7	7	13C6-PFDA	1800206-03 REEPDW137FRB 0.11978	8.18e3	72.0	NO
8	8	13C7-PFUdA	1800206-03 REEPDW137FRB 0.11978	1.01e4	58.9	NO

Name: 180129M1_68, Date: 29-Jan-2018, Time: 23:05:16, ID: 1800206-04 REEPDW138FRB 0.11956, Description: REEPDW138FRB

	#	Name	ID	Area	%Rec	Area Out
1	1	13C4-PFBA	1800206-04 REEPDW138FRB 0.11956	8.15e3	61.1	NO
2	2	13C5-PFHxA	1800206-04 REEPDW138FRB 0.11956	1.09e4	71.1	NO
3	3	13C3-PFHxS	1800206-04 REEPDW138FRB 0.11956	2.55e3	71.2	NO
4	4	13C8-PFOA	1800206-04 REEPDW138FRB 0.11956	9.05e3	55.8	NO
5	5	13C9-PFNA	1800206-04 REEPDW138FRB 0.11956	8.82e3	61.4	NO
6	6	13C4-PFOS	1800206-04 REEPDW138FRB 0.11956	2.17e3	69.1	NO
7	7	13C6-PFDA	1800206-04 REEPDW138FRB 0.11956	7.36e3	64.7	NO
8	8	13C7-PFUdA	1800206-04 REEPDW138FRB 0.11956	8.74e3	50.8	NO

Name: 180129M1_69, Date: 29-Jan-2018, Time: 23:16:42, ID: 1800206-05 REEPDW139FRB 0.12003, Description: REEPDW139FRB

	#	Name	ID	Area	%Rec	Area Out
1	1	13C4-PFBA	1800206-05 REEPDW139FRB 0.12003	8.81e3	66.1	NO
2	2	13C5-PFHxA	1800206-05 REEPDW139FRB 0.12003	1.08e4	70.5	NO
3	3	13C3-PFHxS	1800206-05 REEPDW139FRB 0.12003	2.53e3	70.9	NO
4	4	13C8-PFOA	1800206-05 REEPDW139FRB 0.12003	1.07e4	66.0	NO
5	5	13C9-PFNA	1800206-05 REEPDW139FRB 0.12003	1.05e4	73.2	NO
6	6	13C4-PFOS	1800206-05 REEPDW139FRB 0.12003	2.58e3	82.2	NO
7	7	13C6-PFDA	1800206-05 REEPDW139FRB 0.12003	1.06e4	93.4	NO
8	8	13C7-PFUdA	1800206-05 REEPDW139FRB 0.12003	1.14e4	66.2	NO

Name: 180129M1_70, Date: 29-Jan-2018, Time: 23:28:09, ID: 1800206-06 REEPDW140FRB 0.11974, Description: REEPDW140FRB

	#	Name	ID	Area	%Rec	Area Out
1	1	13C4-PFBA	1800206-06 REEPDW140FRB 0.11974	8.74e3	65.5	NO
2	2	13C5-PFHxA	1800206-06 REEPDW140FRB 0.11974	1.06e4	69.1	NO
3	3	13C3-PFHxS	1800206-06 REEPDW140FRB 0.11974	2.60e3	72.8	NO
4	4	13C8-PFOA	1800206-06 REEPDW140FRB 0.11974	9.01e3	55.5	NO
5	5	13C9-PFNA	1800206-06 REEPDW140FRB 0.11974	1.08e4	74.9	NO
6	6	13C4-PFOS	1800206-06 REEPDW140FRB 0.11974	2.39e3	76.0	NO
7	7	13C6-PFDA	1800206-06 REEPDW140FRB 0.11974	7.96e3	70.1	NO
8	8	13C7-PFUdA	1800206-06 REEPDW140FRB 0.11974	1.09e4	63.3	NO

AC 1/30/2018

Dataset: F:\Projects\PFAS.PRO\Results\180129M1\180129M1-IIS.qld

Last Altered: Tuesday, January 30, 2018 09:14:25 Pacific Standard Time
Printed: Tuesday, January 30, 2018 09:15:52 Pacific Standard Time

Name: 180129M1_71, Date: 29-Jan-2018, Time: 23:39:38, ID: B8A0115-BS1 OPR 0.25, Description: OPR

	#	Name	ID	Area	%Rec	Area Out
1	1	13C4-PFBA	B8A0115-BS1 OPR 0.25	7.63e3	57.2	NO
2	2	13C5-PFHxA	B8A0115-BS1 OPR 0.25	9.46e3	61.9	NO
3	3	13C3-PFHxS	B8A0115-BS1 OPR 0.25	2.26e3	63.4	NO
4	4	13C8-PFOA	B8A0115-BS1 OPR 0.25	8.47e3	52.2	NO
5	5	13C9-PFNA	B8A0115-BS1 OPR 0.25	8.88e3	61.8	NO
6	6	13C4-PFOS	B8A0115-BS1 OPR 0.25	2.34e3	74.6	NO
7	7	13C6-PFDA	B8A0115-BS1 OPR 0.25	8.14e3	71.7	NO
8	8	13C7-PFUdA	B8A0115-BS1 OPR 0.25	8.61e3	50.0	NO

Name: 180129M1_72, Date: 29-Jan-2018, Time: 23:51:05, ID: B8A0115-BLK1 Method Blank 0.25, Description: Method Blank

	#	Name	ID	Area	%Rec	Area Out
1	1	13C4-PFBA	B8A0115-BLK1 Method Blank 0.25	7.52e3	56.4	NO
2	2	13C5-PFHxA	B8A0115-BLK1 Method Blank 0.25	8.79e3	57.5	NO
3	3	13C3-PFHxS	B8A0115-BLK1 Method Blank 0.25	2.34e3	65.5	NO
4	4	13C8-PFOA	B8A0115-BLK1 Method Blank 0.25	9.57e3	58.9	NO
5	5	13C9-PFNA	B8A0115-BLK1 Method Blank 0.25	9.53e3	66.3	NO
6	6	13C4-PFOS	B8A0115-BLK1 Method Blank 0.25	2.07e3	65.8	NO
7	7	13C6-PFDA	B8A0115-BLK1 Method Blank 0.25	7.13e3	62.7	NO
8	8	13C7-PFUdA	B8A0115-BLK1 Method Blank 0.25	1.01e4	58.7	NO

Name: 180129M1_73, Date: 30-Jan-2018, Time: 00:02:35, ID: B8A0115-MS1@10X Matrix Spike 0.25673, Description: Matrix Spike

	#	Name	ID	Area	%Rec	Area Out
1	1	13C4-PFBA	B8A0115-MS1@10X Matrix Spike 0.256...	8.69e2	6.5	YES
2	2	13C5-PFHxA	B8A0115-MS1@10X Matrix Spike 0.256...	1.08e3	7.1	YES
3	3	13C3-PFHxS	B8A0115-MS1@10X Matrix Spike 0.256...	1.97e2	5.5	YES
4	4	13C8-PFOA	B8A0115-MS1@10X Matrix Spike 0.256...	9.16e2	5.6	YES
5	5	13C9-PFNA	B8A0115-MS1@10X Matrix Spike 0.256...	1.10e3	7.6	YES
6	6	13C4-PFOS	B8A0115-MS1@10X Matrix Spike 0.256...	2.51e2	8.0	YES
7	7	13C6-PFDA	B8A0115-MS1@10X Matrix Spike 0.256...	9.45e2	8.3	YES
8	8	13C7-PFUdA	B8A0115-MS1@10X Matrix Spike 0.256...	1.27e3	7.4	YES

Name: 180129M1_74, Date: 30-Jan-2018, Time: 00:14:01, ID: B8A0115-MSD1@10X Matrix Spike Dup 0.25042, Description: Matrix Spike Dup

	#	Name	ID	Area	%Rec	Area Out
1	1	13C4-PFBA	B8A0115-MSD1@10X Matrix Spike Dup...	8.52e2	6.4	YES
2	2	13C5-PFHxA	B8A0115-MSD1@10X Matrix Spike Dup...	9.91e2	6.5	YES
3	3	13C3-PFHxS	B8A0115-MSD1@10X Matrix Spike Dup...	2.18e2	6.1	YES
4	4	13C8-PFOA	B8A0115-MSD1@10X Matrix Spike Dup...	8.99e2	5.5	YES
5	5	13C9-PFNA	B8A0115-MSD1@10X Matrix Spike Dup...	1.05e3	7.3	YES
6	6	13C4-PFOS	B8A0115-MSD1@10X Matrix Spike Dup...	1.92e2	6.1	YES
7	7	13C6-PFDA	B8A0115-MSD1@10X Matrix Spike Dup...	9.66e2	8.5	YES
8	8	13C7-PFUdA	B8A0115-MSD1@10X Matrix Spike Dup...	8.80e2	5.1	YES

AC 1/30/2018

Dataset: F:\Projects\PFAS.PRO\Results\180129M1\180129M1-IIS.qld

Last Altered: Tuesday, January 30, 2018 09:14:25 Pacific Standard Time
Printed: Tuesday, January 30, 2018 09:15:52 Pacific Standard Time

Name: 180129M1_75, Date: 30-Jan-2018, Time: 00:25:28, ID: 1800121-01 SB01-20180115 0.28035, Description: SB01-20180115

	#	Name	ID	Area	%Rec	Area Out
1	1	13C4-PFBA	1800121-01 SB01-20180115 0.28035	7.13e3	53.5	NO
2	2	13C5-PFHxA	1800121-01 SB01-20180115 0.28035	8.71e3	57.0	NO
3	3	13C3-PFHxS	1800121-01 SB01-20180115 0.28035	2.07e3	58.0	NO
4	4	13C8-PFOA	1800121-01 SB01-20180115 0.28035	9.52e3	58.7	NO
5	5	13C9-PFNA	1800121-01 SB01-20180115 0.28035	9.47e3	65.9	NO
6	6	13C4-PFOS	1800121-01 SB01-20180115 0.28035	2.28e3	72.5	NO
7	7	13C6-PFDA	1800121-01 SB01-20180115 0.28035	8.90e3	78.3	NO
8	8	13C7-PFUdA	1800121-01 SB01-20180115 0.28035	1.01e4	58.6	NO

Name: 180129M1_76, Date: 30-Jan-2018, Time: 00:36:55, ID: 1800121-02 EB01-20180115 0.25066, Description: EB01-20180115

	#	Name	ID	Area	%Rec	Area Out
1	1	13C4-PFBA	1800121-02 EB01-20180115 0.25066	7.38e3	55.3	NO
2	2	13C5-PFHxA	1800121-02 EB01-20180115 0.25066	9.31e3	60.9	NO
3	3	13C3-PFHxS	1800121-02 EB01-20180115 0.25066	2.26e3	63.4	NO
4	4	13C8-PFOA	1800121-02 EB01-20180115 0.25066	9.70e3	59.8	NO
5	5	13C9-PFNA	1800121-02 EB01-20180115 0.25066	1.04e4	72.1	NO
6	6	13C4-PFOS	1800121-02 EB01-20180115 0.25066	2.27e3	72.2	NO
7	7	13C6-PFDA	1800121-02 EB01-20180115 0.25066	8.22e3	72.3	NO
8	8	13C7-PFUdA	1800121-02 EB01-20180115 0.25066	8.24e3	47.8	YES

Name: 180129M1_77, Date: 30-Jan-2018, Time: 00:48:22, ID: 1800121-03 IRSite5-GW-05W07-20180115 0.27331, Description: IRSite5-GW-05W07-20180115

	#	Name	ID	Area	%Rec	Area Out
1	1	13C4-PFBA	1800121-03 IRSite5-GW-05W07-20180...	7.27e3	54.5	NO
2	2	13C5-PFHxA	1800121-03 IRSite5-GW-05W07-20180...	9.24e3	60.5	NO
3	3	13C3-PFHxS	1800121-03 IRSite5-GW-05W07-20180...	2.05e3	57.3	NO
4	4	13C8-PFOA	1800121-03 IRSite5-GW-05W07-20180...	9.17e3	56.5	NO
5	5	13C9-PFNA	1800121-03 IRSite5-GW-05W07-20180...	9.33e3	64.9	NO
6	6	13C4-PFOS	1800121-03 IRSite5-GW-05W07-20180...	2.33e3	74.2	NO
7	7	13C6-PFDA	1800121-03 IRSite5-GW-05W07-20180...	7.75e3	68.2	NO
8	8	13C7-PFUdA	1800121-03 IRSite5-GW-05W07-20180...	1.15e4	66.7	NO

Name: 180129M1_78, Date: 30-Jan-2018, Time: 00:59:53, ID: 1800121-04@10X IRSite5-GW-05W06-20180115 0.26253, Description: IRSite5-GW-05W06-20180115

	#	Name	ID	Area	%Rec	Area Out
1	1	13C4-PFBA	1800121-04@10X IRSite5-GW-05W06-...	8.42e2	6.3	YES
2	2	13C5-PFHxA	1800121-04@10X IRSite5-GW-05W06-...	8.89e2	5.8	YES
3	3	13C3-PFHxS	1800121-04@10X IRSite5-GW-05W06-...	2.27e2	6.3	YES
4	4	13C8-PFOA	1800121-04@10X IRSite5-GW-05W06-...	8.34e2	5.1	YES
5	5	13C9-PFNA	1800121-04@10X IRSite5-GW-05W06-...	8.56e2	6.0	YES
6	6	13C4-PFOS	1800121-04@10X IRSite5-GW-05W06-...	2.44e2	7.8	YES
7	7	13C6-PFDA	1800121-04@10X IRSite5-GW-05W06-...	9.18e2	8.1	YES
8	8	13C7-PFUdA	1800121-04@10X IRSite5-GW-05W06-...	1.20e3	6.9	YES

AC 1/30/2018

Dataset: F:\Projects\PFAS.PRO\Results\180129M1\180129M1-IIS.qld

Last Altered: Tuesday, January 30, 2018 09:14:25 Pacific Standard Time
Printed: Tuesday, January 30, 2018 09:15:52 Pacific Standard Time

Name: 180129M1_79, Date: 30-Jan-2018, Time: 01:11:23, ID: 1800121-05 IRSite5-GW-05W08-20180115 0.26783, Description: IRSite5-GW-05W08-20180115

	#	Name	ID	Area	%Rec	Area Out
1	1	13C4-PFBA	1800121-05 IRSite5-GW-05W08-20180...	7.45e3	55.9	NO
2	2	13C5-PFHxA	1800121-05 IRSite5-GW-05W08-20180...	9.90e3	64.8	NO
3	3	13C3-PFHxS	1800121-05 IRSite5-GW-05W08-20180...	2.61e3	73.0	NO
4	4	13C8-PFOA	1800121-05 IRSite5-GW-05W08-20180...	9.38e3	57.8	NO
5	5	13C9-PFNA	1800121-05 IRSite5-GW-05W08-20180...	9.37e3	65.2	NO
6	6	13C4-PFOS	1800121-05 IRSite5-GW-05W08-20180...	2.18e3	69.6	NO
7	7	13C6-PFDA	1800121-05 IRSite5-GW-05W08-20180...	7.05e3	62.1	NO
8	8	13C7-PFUdA	1800121-05 IRSite5-GW-05W08-20180...	9.90e3	57.5	NO

Name: 180129M1_80, Date: 30-Jan-2018, Time: 01:22:50, ID: 1800121-06 IRSite5-GW-05W01-20180115 0.27608, Description: IRSite5-GW-05W01-20180115

	#	Name	ID	Area	%Rec	Area Out
1	1	13C4-PFBA	1800121-06 IRSite5-GW-05W01-20180...	6.55e3	49.1	YES
2	2	13C5-PFHxA	1800121-06 IRSite5-GW-05W01-20180...	7.64e3	50.0	NO
3	3	13C3-PFHxS	1800121-06 IRSite5-GW-05W01-20180...	2.30e3	64.4	NO
4	4	13C8-PFOA	1800121-06 IRSite5-GW-05W01-20180...	8.16e3	50.3	NO
5	5	13C9-PFNA	1800121-06 IRSite5-GW-05W01-20180...	9.63e3	67.0	NO
6	6	13C4-PFOS	1800121-06 IRSite5-GW-05W01-20180...	2.09e3	66.6	NO
7	7	13C6-PFDA	1800121-06 IRSite5-GW-05W01-20180...	7.13e3	62.8	NO
8	8	13C7-PFUdA	1800121-06 IRSite5-GW-05W01-20180...	9.26e3	53.7	NO

Name: 180129M1_81, Date: 30-Jan-2018, Time: 01:34:19, ID: 1800121-07@10X IRSite5-GW-05W03-20180115 0.25196, Description: IRSite5-GW-05W03-20180115

	#	Name	ID	Area	%Rec	Area Out
1	1	13C4-PFBA	1800121-07@10X IRSite5-GW-05W03-...	8.85e2	6.6	YES
2	2	13C5-PFHxA	1800121-07@10X IRSite5-GW-05W03-...	1.14e3	7.4	YES
3	3	13C3-PFHxS	1800121-07@10X IRSite5-GW-05W03-...	2.62e2	7.3	YES
4	4	13C8-PFOA	1800121-07@10X IRSite5-GW-05W03-...	9.78e2	6.0	YES
5	5	13C9-PFNA	1800121-07@10X IRSite5-GW-05W03-...	1.13e3	7.9	YES
6	6	13C4-PFOS	1800121-07@10X IRSite5-GW-05W03-...	2.28e2	7.2	YES
7	7	13C6-PFDA	1800121-07@10X IRSite5-GW-05W03-...	8.30e2	7.3	YES
8	8	13C7-PFUdA	1800121-07@10X IRSite5-GW-05W03-...	8.06e2	4.7	YES

Name: 180129M1_82, Date: 30-Jan-2018, Time: 01:45:46, ID: 1800121-08@10 UXOSite14-GW-DPW79A-20180115 0.24743, Description: UXOSite14-GW-DPW79A-20180115

	#	Name	ID	Area	%Rec	Area Out
1	1	13C4-PFBA	1800121-08@10 UXOSite14-GW-DPW...	8.35e2	6.3	YES
2	2	13C5-PFHxA	1800121-08@10 UXOSite14-GW-DPW...	1.09e3	7.2	YES
3	3	13C3-PFHxS	1800121-08@10 UXOSite14-GW-DPW...	2.20e2	6.2	YES
4	4	13C8-PFOA	1800121-08@10 UXOSite14-GW-DPW...	1.09e3	6.7	YES
5	5	13C9-PFNA	1800121-08@10 UXOSite14-GW-DPW...	9.75e2	6.8	YES
6	6	13C4-PFOS	1800121-08@10 UXOSite14-GW-DPW...	2.89e2	9.2	YES
7	7	13C6-PFDA	1800121-08@10 UXOSite14-GW-DPW...	7.74e2	6.8	YES
8	8	13C7-PFUdA	1800121-08@10 UXOSite14-GW-DPW...	1.04e3	6.1	YES

AC 1/30/2018

Dataset: F:\Projects\PFAS.PRO\Results\180129M1\180129M1-IIS.qld

Last Altered: Tuesday, January 30, 2018 09:14:25 Pacific Standard Time
Printed: Tuesday, January 30, 2018 09:15:52 Pacific Standard Time

Name: 180129M1_83, Date: 30-Jan-2018, Time: 01:57:16, ID: 1800121-09 UXOSite14-GW-DPW78A-20180115 0.26471, Description: UXOSite14-GW-DPW78A-20180115

	#	Name	ID	Area	%Rec	Area Out
1	1	13C4-PFBA	1800121-09 UXOSite14-GW-DPW78A-...	7.04e3	52.8	NO
2	2	13C5-PFHxA	1800121-09 UXOSite14-GW-DPW78A-...	8.67e3	56.7	NO
3	3	13C3-PFHxS	1800121-09 UXOSite14-GW-DPW78A-...	2.30e3	64.3	NO
4	4	13C8-PFOA	1800121-09 UXOSite14-GW-DPW78A-...	8.33e3	51.3	NO
5	5	13C9-PFNA	1800121-09 UXOSite14-GW-DPW78A-...	9.97e3	69.4	NO
6	6	13C4-PFOS	1800121-09 UXOSite14-GW-DPW78A-...	2.34e3	74.4	NO
7	7	13C6-PFDA	1800121-09 UXOSite14-GW-DPW78A-...	5.60e3	49.3	YES
8	8	13C7-PFUdA	1800121-09 UXOSite14-GW-DPW78A-...	1.15e4	67.0	NO

Name: 180129M1_84, Date: 30-Jan-2018, Time: 02:08:46, ID: 1800121-10@10 UXOSite14-GW-DPW77A-20180115 0.26267, Description: UXOSite14-GW-DPW77A-20180115

	#	Name	ID	Area	%Rec	Area Out
1	1	13C4-PFBA	1800121-10@10 UXOSite14-GW-DPW...	8.28e2	6.2	YES
2	2	13C5-PFHxA	1800121-10@10 UXOSite14-GW-DPW...	1.02e3	6.6	YES
3	3	13C3-PFHxS	1800121-10@10 UXOSite14-GW-DPW...	2.60e2	7.3	YES
4	4	13C8-PFOA	1800121-10@10 UXOSite14-GW-DPW...	1.15e3	7.1	YES
5	5	13C9-PFNA	1800121-10@10 UXOSite14-GW-DPW...	1.34e3	9.3	YES
6	6	13C4-PFOS	1800121-10@10 UXOSite14-GW-DPW...	2.49e2	7.9	YES
7	7	13C6-PFDA	1800121-10@10 UXOSite14-GW-DPW...	9.57e2	8.4	YES
8	8	13C7-PFUdA	1800121-10@10 UXOSite14-GW-DPW...	1.11e3	6.4	YES

Name: 180129M1_85, Date: 30-Jan-2018, Time: 02:20:12, ID: 1800121-11@10X IRSite1-GW-01W48A -20180115 0.25842, Description: IRSite1-GW-01W48A -20180115

	#	Name	ID	Area	%Rec	Area Out
1	1	13C4-PFBA	1800121-11@10X IRSite1-GW-01W48...	8.79e2	6.6	YES
2	2	13C5-PFHxA	1800121-11@10X IRSite1-GW-01W48...	1.11e3	7.3	YES
3	3	13C3-PFHxS	1800121-11@10X IRSite1-GW-01W48...	2.89e2	8.1	YES
4	4	13C8-PFOA	1800121-11@10X IRSite1-GW-01W48...	1.05e3	6.5	YES
5	5	13C9-PFNA	1800121-11@10X IRSite1-GW-01W48...	9.37e2	6.5	YES
6	6	13C4-PFOS	1800121-11@10X IRSite1-GW-01W48...	1.99e2	6.3	YES
7	7	13C6-PFDA	1800121-11@10X IRSite1-GW-01W48...	1.05e3	9.2	YES
8	8	13C7-PFUdA	1800121-11@10X IRSite1-GW-01W48...	1.14e3	6.6	YES

Name: 180129M1_86, Date: 30-Jan-2018, Time: 02:31:42, ID: IPA, Description: IPA

	#	Name	ID	Area	%Rec	Area Out
1	1	13C4-PFBA	IPA			NO
2	2	13C5-PFHxA	IPA			NO
3	3	13C3-PFHxS	IPA			NO
4	4	13C8-PFOA	IPA			NO
5	5	13C9-PFNA	IPA			NO
6	6	13C4-PFOS	IPA			NO
7	7	13C6-PFDA	IPA			NO
8	8	13C7-PFUdA	IPA			NO

AC 1/30/2018

Dataset: F:\Projects\PFAS.PRO\Results\180129M1\180129M1-IIS.qld

Last Altered: Tuesday, January 30, 2018 09:14:25 Pacific Standard Time
Printed: Tuesday, January 30, 2018 09:15:52 Pacific Standard Time

Name: 180129M1_87, Date: 30-Jan-2018, Time: 02:43:12, ID: ST180129M1-14 PFC CS3 18A1909, Description: PFC CS3 18A1909

	#	Name	ID	Area	%Rec	Area Out
1	1	13C4-PFBA	ST180129M1-14 PFC CS3 18A1909	1.75e4	131.4	NO
2	2	13C5-PFHxA	ST180129M1-14 PFC CS3 18A1909	2.05e4	134.5	NO
3	3	13C3-PFHxS	ST180129M1-14 PFC CS3 18A1909	4.94e3	138.1	NO
4	4	13C8-PFOA	ST180129M1-14 PFC CS3 18A1909	1.78e4	109.4	NO
5	5	13C9-PFNA	ST180129M1-14 PFC CS3 18A1909	2.09e4	145.8	NO
6	6	13C4-PFOS	ST180129M1-14 PFC CS3 18A1909	4.90e3	155.9	YES
7	7	13C6-PFDA	ST180129M1-14 PFC CS3 18A1909	1.73e4	152.3	YES
8	8	13C7-PFUdA	ST180129M1-14 PFC CS3 18A1909	2.12e4	122.8	NO

Name: 180129M1_88, Date: 30-Jan-2018, Time: 02:54:41, ID: IPA, Description: IPA

	#	Name	ID	Area	%Rec	Area Out
1	1	13C4-PFBA	IPA			NO
2	2	13C5-PFHxA	IPA			NO
3	3	13C3-PFHxS	IPA			NO
4	4	13C8-PFOA	IPA			NO
5	5	13C9-PFNA	IPA			NO
6	6	13C4-PFOS	IPA			NO
7	7	13C6-PFDA	IPA			NO
8	8	13C7-PFUdA	IPA			NO

Name: 180129M1_89, Date: 30-Jan-2018, Time: 03:06:11, ID: 1800121-12@10X IRSite1-GW-01W49A- 20180115 0.26214, Description: IRSite1-GW-01W49A- 20180115

	#	Name	ID	Area	%Rec	Area Out
1	1	13C4-PFBA	1800121-12@10X IRSite1-GW-01W49...	8.59e2	6.4	YES
2	2	13C5-PFHxA	1800121-12@10X IRSite1-GW-01W49...	1.22e3	8.0	YES
3	3	13C3-PFHxS	1800121-12@10X IRSite1-GW-01W49...	3.02e2	8.5	YES
4	4	13C8-PFOA	1800121-12@10X IRSite1-GW-01W49...	1.01e3	6.2	YES
5	5	13C9-PFNA	1800121-12@10X IRSite1-GW-01W49...	1.01e3	7.0	YES
6	6	13C4-PFOS	1800121-12@10X IRSite1-GW-01W49...	2.52e2	8.0	YES
7	7	13C6-PFDA	1800121-12@10X IRSite1-GW-01W49...	8.45e2	7.4	YES
8	8	13C7-PFUdA	1800121-12@10X IRSite1-GW-01W49...	1.24e3	7.2	YES

Name: 180129M1_90, Date: 30-Jan-2018, Time: 03:17:40, ID: 1800121-13@10X IRSite1-GW-01W13A- 20180115 0.24739, Description: IRSite1-GW-01W13A- 20180115

	#	Name	ID	Area	%Rec	Area Out
1	1	13C4-PFBA	1800121-13@10X IRSite1-GW-01W13...	9.68e2	7.3	YES
2	2	13C5-PFHxA	1800121-13@10X IRSite1-GW-01W13...	1.09e3	7.2	YES
3	3	13C3-PFHxS	1800121-13@10X IRSite1-GW-01W13...	2.52e2	7.0	YES
4	4	13C8-PFOA	1800121-13@10X IRSite1-GW-01W13...	1.09e3	6.7	YES
5	5	13C9-PFNA	1800121-13@10X IRSite1-GW-01W13...	1.21e3	8.5	YES
6	6	13C4-PFOS	1800121-13@10X IRSite1-GW-01W13...	2.87e2	9.2	YES
7	7	13C6-PFDA	1800121-13@10X IRSite1-GW-01W13...	8.39e2	7.4	YES
8	8	13C7-PFUdA	1800121-13@10X IRSite1-GW-01W13...	1.25e3	7.2	YES

AC 1/30/2018

Dataset: F:\Projects\PFAS.PRO\Results\180129M1\180129M1-IIS.qld

Last Altered: Tuesday, January 30, 2018 09:14:25 Pacific Standard Time
Printed: Tuesday, January 30, 2018 09:15:52 Pacific Standard Time

Name: 180129M1_91, Date: 30-Jan-2018, Time: 03:29:09, ID: 1800121-14@10X DUP01-20180115 0.26578, Description: DUP01-20180115

	#	Name	ID	Area	%Rec	Area Out
1	1	13C4-PFBA	1800121-14@10X DUP01-20180115 0....	9.43e2	7.1	YES
2	2	13C5-PFHxA	1800121-14@10X DUP01-20180115 0....	1.30e3	8.5	YES
3	3	13C3-PFHxS	1800121-14@10X DUP01-20180115 0....	3.15e2	8.8	YES
4	4	13C8-PFOA	1800121-14@10X DUP01-20180115 0....	1.01e3	6.2	YES
5	5	13C9-PFNA	1800121-14@10X DUP01-20180115 0....	1.14e3	7.9	YES
6	6	13C4-PFOS	1800121-14@10X DUP01-20180115 0....	2.50e2	8.0	YES
7	7	13C6-PFDA	1800121-14@10X DUP01-20180115 0....	1.21e3	10.7	YES
8	8	13C7-PFUdA	1800121-14@10X DUP01-20180115 0....	1.24e3	7.2	YES

Name: 180129M1_92, Date: 30-Jan-2018, Time: 03:40:38, ID: 1800132-14 PITTS-EB-011118-1400 0.12081, Description: PITTS-EB-011118-1400

	#	Name	ID	Area	%Rec	Area Out
1	1	13C4-PFBA	1800132-14 PITTS-EB-011118-1400 0.1..	6.75e3	50.6	NO
2	2	13C5-PFHxA	1800132-14 PITTS-EB-011118-1400 0.1..	8.60e3	56.3	NO
3	3	13C3-PFHxS	1800132-14 PITTS-EB-011118-1400 0.1..	2.14e3	59.8	NO
4	4	13C8-PFOA	1800132-14 PITTS-EB-011118-1400 0.1..	7.97e3	49.1	YES
5	5	13C9-PFNA	1800132-14 PITTS-EB-011118-1400 0.1..	7.53e3	52.4	NO
6	6	13C4-PFOS	1800132-14 PITTS-EB-011118-1400 0.1..	2.21e3	70.3	NO
7	7	13C6-PFDA	1800132-14 PITTS-EB-011118-1400 0.1..	7.14e3	62.8	NO
8	8	13C7-PFUdA	1800132-14 PITTS-EB-011118-1400 0.1..	8.71e3	50.6	NO

Name: 180129M1_93, Date: 30-Jan-2018, Time: 03:52:08, ID: B8A0121-BS1 OPR 0.25, Description: OPR

	#	Name	ID	Area	%Rec	Area Out
1	1	13C4-PFBA	B8A0121-BS1 OPR 0.25	7.02e3	52.7	NO
2	2	13C5-PFHxA	B8A0121-BS1 OPR 0.25	9.38e3	61.4	NO
3	3	13C3-PFHxS	B8A0121-BS1 OPR 0.25	2.61e3	73.1	NO
4	4	13C8-PFOA	B8A0121-BS1 OPR 0.25	7.85e3	48.3	YES
5	5	13C9-PFNA	B8A0121-BS1 OPR 0.25	7.79e3	54.2	NO
6	6	13C4-PFOS	B8A0121-BS1 OPR 0.25	2.29e3	72.9	NO
7	7	13C6-PFDA	B8A0121-BS1 OPR 0.25	7.76e3	68.3	NO
8	8	13C7-PFUdA	B8A0121-BS1 OPR 0.25	9.95e3	57.8	NO

Name: 180129M1_94, Date: 30-Jan-2018, Time: 04:03:37, ID: B8A0121-BLK1 Method Blank 0.25, Description: Method Blank

	#	Name	ID	Area	%Rec	Area Out
1	1	13C4-PFBA	B8A0121-BLK1 Method Blank 0.25	6.85e3	51.4	NO
2	2	13C5-PFHxA	B8A0121-BLK1 Method Blank 0.25	8.24e3	53.9	NO
3	3	13C3-PFHxS	B8A0121-BLK1 Method Blank 0.25	2.06e3	57.6	NO
4	4	13C8-PFOA	B8A0121-BLK1 Method Blank 0.25	8.63e3	53.2	NO
5	5	13C9-PFNA	B8A0121-BLK1 Method Blank 0.25	9.23e3	64.3	NO
6	6	13C4-PFOS	B8A0121-BLK1 Method Blank 0.25	2.22e3	70.5	NO
7	7	13C6-PFDA	B8A0121-BLK1 Method Blank 0.25	8.72e3	76.7	NO
8	8	13C7-PFUdA	B8A0121-BLK1 Method Blank 0.25	1.01e4	58.4	NO

AC 1/30/2018

Dataset: F:\Projects\PFAS.PRO\Results\180129M1\180129M1-IIS.qld

Last Altered: Tuesday, January 30, 2018 09:14:25 Pacific Standard Time
Printed: Tuesday, January 30, 2018 09:15:52 Pacific Standard Time

Name: 180129M1_95, Date: 30-Jan-2018, Time: 04:15:07, ID: 1800135-01 WR1801160935CKA 0.25655, Description: WR1801160935CKA

	#	Name	ID	Area	%Rec	Area Out
1	1	13C4-PFBA	1800135-01 WR1801160935CKA 0.256...	6.44e3	48.3	YES
2	2	13C5-PFHxA	1800135-01 WR1801160935CKA 0.256...	8.05e3	52.7	NO
3	3	13C3-PFHxS	1800135-01 WR1801160935CKA 0.256...	2.51e3	70.1	NO
4	4	13C8-PFOA	1800135-01 WR1801160935CKA 0.256...	7.90e3	48.7	YES
5	5	13C9-PFNA	1800135-01 WR1801160935CKA 0.256...	8.80e3	61.3	NO
6	6	13C4-PFOS	1800135-01 WR1801160935CKA 0.256...	2.28e3	72.7	NO
7	7	13C6-PFDA	1800135-01 WR1801160935CKA 0.256...	8.09e3	71.2	NO
8	8	13C7-PFUdA	1800135-01 WR1801160935CKA 0.256...	9.75e3	56.6	NO

Name: 180129M1_96, Date: 30-Jan-2018, Time: 04:26:37, ID: 1800135-02 WIRR1801161015CKA 0.25732, Description: WIRR1801161015CKA

	#	Name	ID	Area	%Rec	Area Out
1	1	13C4-PFBA	1800135-02 WIRR1801161015CKA 0.2...	6.49e3	48.7	YES
2	2	13C5-PFHxA	1800135-02 WIRR1801161015CKA 0.2...	7.17e3	46.9	YES
3	3	13C3-PFHxS	1800135-02 WIRR1801161015CKA 0.2...	2.10e3	58.6	NO
4	4	13C8-PFOA	1800135-02 WIRR1801161015CKA 0.2...	7.25e3	44.7	YES
5	5	13C9-PFNA	1800135-02 WIRR1801161015CKA 0.2...	6.76e3	47.0	YES
6	6	13C4-PFOS	1800135-02 WIRR1801161015CKA 0.2...	2.38e3	75.8	NO
7	7	13C6-PFDA	1800135-02 WIRR1801161015CKA 0.2...	8.80e3	77.4	NO
8	8	13C7-PFUdA	1800135-02 WIRR1801161015CKA 0.2...	8.16e3	47.4	YES

Name: 180129M1_97, Date: 30-Jan-2018, Time: 04:38:04, ID: 1800135-03 FBIRR1801161015CKA 0.25954, Description: FBIRR1801161015CKA

	#	Name	ID	Area	%Rec	Area Out
1	1	13C4-PFBA	1800135-03 FBIRR1801161015CKA 0.2...	6.67e3	50.0	NO
2	2	13C5-PFHxA	1800135-03 FBIRR1801161015CKA 0.2...	8.65e3	56.6	NO
3	3	13C3-PFHxS	1800135-03 FBIRR1801161015CKA 0.2...	2.47e3	69.2	NO
4	4	13C8-PFOA	1800135-03 FBIRR1801161015CKA 0.2...	8.74e3	53.8	NO
5	5	13C9-PFNA	1800135-03 FBIRR1801161015CKA 0.2...	8.87e3	61.7	NO
6	6	13C4-PFOS	1800135-03 FBIRR1801161015CKA 0.2...	2.25e3	71.7	NO
7	7	13C6-PFDA	1800135-03 FBIRR1801161015CKA 0.2...	8.18e3	71.9	NO
8	8	13C7-PFUdA	1800135-03 FBIRR1801161015CKA 0.2...	7.54e3	43.8	YES

Name: 180129M1_98, Date: 30-Jan-2018, Time: 04:49:30, ID: 1800138-01 GW1216180115RAP 0.25133, Description: GW1216180115RAP

	#	Name	ID	Area	%Rec	Area Out
1	1	13C4-PFBA	1800138-01 GW1216180115RAP 0.251...	6.28e3	47.1	YES
2	2	13C5-PFHxA	1800138-01 GW1216180115RAP 0.251...	8.58e3	56.1	NO
3	3	13C3-PFHxS	1800138-01 GW1216180115RAP 0.251...	2.22e3	62.2	NO
4	4	13C8-PFOA	1800138-01 GW1216180115RAP 0.251...	6.37e3	39.2	YES
5	5	13C9-PFNA	1800138-01 GW1216180115RAP 0.251...	1.03e4	71.9	NO
6	6	13C4-PFOS	1800138-01 GW1216180115RAP 0.251...	2.19e3	69.6	NO
7	7	13C6-PFDA	1800138-01 GW1216180115RAP 0.251...	5.63e3	49.6	YES
8	8	13C7-PFUdA	1800138-01 GW1216180115RAP 0.251...	7.93e3	46.0	YES

AC 1/30/2018

Dataset: F:\Projects\PFAS.PRO\Results\180129M1\180129M1-IIS.qld

Last Altered: Tuesday, January 30, 2018 09:14:25 Pacific Standard Time
Printed: Tuesday, January 30, 2018 09:15:52 Pacific Standard Time

Name: 180129M1_99, Date: 30-Jan-2018, Time: 05:00:57, ID: 1800138-02 GW2226180115RAP 0.25969, Description: GW2226180115RAP

	#	Name	ID	Area	%Rec	Area Out
1	1	13C4-PFBA	1800138-02 GW2226180115RAP 0.259...	5.90e3	44.2	YES
2	2	13C5-PFHxA	1800138-02 GW2226180115RAP 0.259...	7.91e3	51.8	NO
3	3	13C3-PFHxS	1800138-02 GW2226180115RAP 0.259...	2.04e3	57.1	NO
4	4	13C8-PFOA	1800138-02 GW2226180115RAP 0.259...	7.53e3	46.4	YES
5	5	13C9-PFNA	1800138-02 GW2226180115RAP 0.259...	6.46e3	44.9	YES
6	6	13C4-PFOS	1800138-02 GW2226180115RAP 0.259...	1.95e3	62.0	NO
7	7	13C6-PFDA	1800138-02 GW2226180115RAP 0.259...	5.91e3	52.0	NO
8	8	13C7-PFUdA	1800138-02 GW2226180115RAP 0.259...	9.32e3	54.1	NO

Name: 180129M1_100, Date: 30-Jan-2018, Time: 05:12:26, ID: 1800138-03 GW3236180115RAP 0.26041, Description: GW3236180115RAP

	#	Name	ID	Area	%Rec	Area Out
1	1	13C4-PFBA	1800138-03 GW3236180115RAP 0.260...	6.03e3	45.2	YES
2	2	13C5-PFHxA	1800138-03 GW3236180115RAP 0.260...	7.72e3	50.5	NO
3	3	13C3-PFHxS	1800138-03 GW3236180115RAP 0.260...	2.02e3	56.4	NO
4	4	13C8-PFOA	1800138-03 GW3236180115RAP 0.260...	8.04e3	49.5	YES
5	5	13C9-PFNA	1800138-03 GW3236180115RAP 0.260...	6.61e3	46.0	YES
6	6	13C4-PFOS	1800138-03 GW3236180115RAP 0.260...	2.14e3	68.2	NO
7	7	13C6-PFDA	1800138-03 GW3236180115RAP 0.260...	5.44e3	47.9	YES
8	8	13C7-PFUdA	1800138-03 GW3236180115RAP 0.260...	6.24e3	36.2	YES

Name: 180129M1_101, Date: 30-Jan-2018, Time: 05:23:53, ID: 1800138-04 GW4246180116RAP 0.25265, Description: GW4246180116RAP

	#	Name	ID	Area	%Rec	Area Out
1	1	13C4-PFBA	1800138-04 GW4246180116RAP 0.252...	6.06e3	45.5	YES
2	2	13C5-PFHxA	1800138-04 GW4246180116RAP 0.252...	7.89e3	51.6	NO
3	3	13C3-PFHxS	1800138-04 GW4246180116RAP 0.252...	2.33e3	65.1	NO
4	4	13C8-PFOA	1800138-04 GW4246180116RAP 0.252...	7.45e3	45.9	YES
5	5	13C9-PFNA	1800138-04 GW4246180116RAP 0.252...	6.99e3	48.6	YES
6	6	13C4-PFOS	1800138-04 GW4246180116RAP 0.252...	2.06e3	65.7	NO
7	7	13C6-PFDA	1800138-04 GW4246180116RAP 0.252...	5.12e3	45.1	YES
8	8	13C7-PFUdA	1800138-04 GW4246180116RAP 0.252...	9.38e3	54.5	NO

Name: 180129M1_102, Date: 30-Jan-2018, Time: 05:35:22, ID: IPA, Description: IPA

	#	Name	ID	Area	%Rec	Area Out
1	1	13C4-PFBA	IPA			NO
2	2	13C5-PFHxA	IPA			NO
3	3	13C3-PFHxS	IPA			NO
4	4	13C8-PFOA	IPA			NO
5	5	13C9-PFNA	IPA			NO
6	6	13C4-PFOS	IPA			NO
7	7	13C6-PFDA	IPA			NO
8	8	13C7-PFUdA	IPA			NO

AC 1/30/2018

Dataset: F:\Projects\PFAS.PRO\Results\180129M1\180129M1-IIS.qld

Last Altered: Tuesday, January 30, 2018 09:14:25 Pacific Standard Time
Printed: Tuesday, January 30, 2018 09:15:52 Pacific Standard Time

Name: 180129M1_103, Date: 30-Jan-2018, Time: 05:46:51, ID: ST180129M1-15 PFC CS3 18A1909, Description: PFC CS3 18A1909

	#	Name	ID	Area	%Rec	Area Out
1	1	13C4-PFBA	ST180129M1-15 PFC CS3 18A1909	1.83e4	137.5	NO
2	2	13C5-PFHxA	ST180129M1-15 PFC CS3 18A1909	2.06e4	134.9	NO
3	3	13C3-PFHxS	ST180129M1-15 PFC CS3 18A1909	5.32e3	148.7	NO
4	4	13C8-PFOA	ST180129M1-15 PFC CS3 18A1909	1.78e4	109.4	NO
5	5	13C9-PFNA	ST180129M1-15 PFC CS3 18A1909	1.95e4	136.0	NO
6	6	13C4-PFOS	ST180129M1-15 PFC CS3 18A1909	4.27e3	136.0	NO
7	7	13C6-PFDA	ST180129M1-15 PFC CS3 18A1909	1.73e4	152.4	YES
8	8	13C7-PFUdA	ST180129M1-15 PFC CS3 18A1909	2.35e4	136.4	NO

Name: 180129M1_104, Date: 30-Jan-2018, Time: 05:58:22, ID: IPA, Description: IPA

	#	Name	ID	Area	%Rec	Area Out
1	1	13C4-PFBA	IPA			NO
2	2	13C5-PFHxA	IPA			NO
3	3	13C3-PFHxS	IPA			NO
4	4	13C8-PFOA	IPA			NO
5	5	13C9-PFNA	IPA			NO
6	6	13C4-PFOS	IPA			NO
7	7	13C6-PFDA	IPA			NO
8	8	13C7-PFUdA	IPA			NO

Name: 180129M1_105, Date: 30-Jan-2018, Time: 06:09:48, ID: 1800138-05 GW1418180116RAP 0.25524, Description: GW1418180116RAP

	#	Name	ID	Area	%Rec	Area Out
1	1	13C4-PFBA	1800138-05 GW1418180116RAP 0.255...	6.56e3	49.2	YES
2	2	13C5-PFHxA	1800138-05 GW1418180116RAP 0.255...	8.27e3	54.1	NO
3	3	13C3-PFHxS	1800138-05 GW1418180116RAP 0.255...	2.36e3	65.9	NO
4	4	13C8-PFOA	1800138-05 GW1418180116RAP 0.255...	8.05e3	49.6	YES
5	5	13C9-PFNA	1800138-05 GW1418180116RAP 0.255...	8.46e3	58.9	NO
6	6	13C4-PFOS	1800138-05 GW1418180116RAP 0.255...	1.89e3	60.0	NO
7	7	13C6-PFDA	1800138-05 GW1418180116RAP 0.255...	7.46e3	65.7	NO
8	8	13C7-PFUdA	1800138-05 GW1418180116RAP 0.255...	8.26e3	48.0	YES

Name: 180129M1_106, Date: 30-Jan-2018, Time: 06:21:18, ID: 1800138-06 GW2428180117RAP 0.25562, Description: GW2428180117RAP

	#	Name	ID	Area	%Rec	Area Out
1	1	13C4-PFBA	1800138-06 GW2428180117RAP 0.255...	6.94e3	52.0	NO
2	2	13C5-PFHxA	1800138-06 GW2428180117RAP 0.255...	8.56e3	56.0	NO
3	3	13C3-PFHxS	1800138-06 GW2428180117RAP 0.255...	2.31e3	64.6	NO
4	4	13C8-PFOA	1800138-06 GW2428180117RAP 0.255...	8.68e3	53.5	NO
5	5	13C9-PFNA	1800138-06 GW2428180117RAP 0.255...	8.00e3	55.7	NO
6	6	13C4-PFOS	1800138-06 GW2428180117RAP 0.255...	2.28e3	72.6	NO
7	7	13C6-PFDA	1800138-06 GW2428180117RAP 0.255...	6.02e3	53.0	NO
8	8	13C7-PFUdA	1800138-06 GW2428180117RAP 0.255...	1.07e4	62.2	NO

AC 1/30/2018

Dataset: F:\Projects\PFAS.PRO\Results\180129M1\180129M1-IIS.qld

Last Altered: Tuesday, January 30, 2018 09:14:25 Pacific Standard Time
Printed: Tuesday, January 30, 2018 09:15:52 Pacific Standard Time

Name: 180129M1_107, Date: 30-Jan-2018, Time: 06:32:47, ID: 1800138-07 GW3438180117RAP 0.25554, Description: GW3438180117RAP

	#	Name	ID	Area	%Rec	Area Out
1	1	13C4-PFBA	1800138-07 GW3438180117RAP 0.255...	6.34e3	47.5	YES
2	2	13C5-PFHxA	1800138-07 GW3438180117RAP 0.255...	7.30e3	47.8	YES
3	3	13C3-PFHxS	1800138-07 GW3438180117RAP 0.255...	2.12e3	59.2	NO
4	4	13C8-PFOA	1800138-07 GW3438180117RAP 0.255...	7.79e3	48.0	YES
5	5	13C9-PFNA	1800138-07 GW3438180117RAP 0.255...	6.73e3	46.9	YES
6	6	13C4-PFOS	1800138-07 GW3438180117RAP 0.255...	1.94e3	61.8	NO
7	7	13C6-PFDA	1800138-07 GW3438180117RAP 0.255...	5.30e3	46.7	YES
8	8	13C7-PFUdA	1800138-07 GW3438180117RAP 0.255...	7.47e3	43.4	YES

Name: 180129M1_108, Date: 30-Jan-2018, Time: 06:44:13, ID: 1800138-08 GW4347180117RAP 0.25876, Description: GW4347180117RAP

	#	Name	ID	Area	%Rec	Area Out
1	1	13C4-PFBA	1800138-08 GW4347180117RAP 0.258...	6.56e3	49.2	YES
2	2	13C5-PFHxA	1800138-08 GW4347180117RAP 0.258...	8.25e3	54.0	NO
3	3	13C3-PFHxS	1800138-08 GW4347180117RAP 0.258...	2.24e3	62.7	NO
4	4	13C8-PFOA	1800138-08 GW4347180117RAP 0.258...	8.46e3	52.1	NO
5	5	13C9-PFNA	1800138-08 GW4347180117RAP 0.258...	6.84e3	47.6	YES
6	6	13C4-PFOS	1800138-08 GW4347180117RAP 0.258...	2.33e3	74.2	NO
7	7	13C6-PFDA	1800138-08 GW4347180117RAP 0.258...	8.52e3	74.9	NO
8	8	13C7-PFUdA	1800138-08 GW4347180117RAP 0.258...	9.20e3	53.4	NO

Name: 180129M1_109, Date: 30-Jan-2018, Time: 06:55:43, ID: 1800138-09 GW5458180118RAP 0.25739, Description: GW5458180118RAP

	#	Name	ID	Area	%Rec	Area Out
1	1	13C4-PFBA	1800138-09 GW5458180118RAP 0.257...	6.87e3	51.5	NO
2	2	13C5-PFHxA	1800138-09 GW5458180118RAP 0.257...	8.68e3	56.8	NO
3	3	13C3-PFHxS	1800138-09 GW5458180118RAP 0.257...	2.20e3	61.6	NO
4	4	13C8-PFOA	1800138-09 GW5458180118RAP 0.257...	6.85e3	42.2	YES
5	5	13C9-PFNA	1800138-09 GW5458180118RAP 0.257...	9.02e3	62.8	NO
6	6	13C4-PFOS	1800138-09 GW5458180118RAP 0.257...	2.60e3	82.7	NO
7	7	13C6-PFDA	1800138-09 GW5458180118RAP 0.257...	7.17e3	63.1	NO
8	8	13C7-PFUdA	1800138-09 GW5458180118RAP 0.257...	8.18e3	47.5	YES

AC 1/30/2018

Vista Analytical Laboratory

Dataset: F:\Projects\PFAS.PRO\Results\180129M1\180129M1-12.qld

Last Altered: Tuesday, January 30, 2018 08:41:59 Pacific Standard Time
Printed: Tuesday, January 30, 2018 08:42:21 Pacific Standard Time

Method: F:\Projects\PFAS.PRO\MethDB\PFAS_FULL_80C_012518.mdb 26 Jan 2018 09:01:53
Calibration: F:\Projects\PFAS.PRO\CurveDB\C18_VAL-PFAS_Q4_01-29-18-FULL.cdb 30 Jan 2018 08:15:32

Name: 180129M1_12, Date: 29-Jan-2018, Time: 12:22:23, ID: IPA, Description: IPA

PFBA

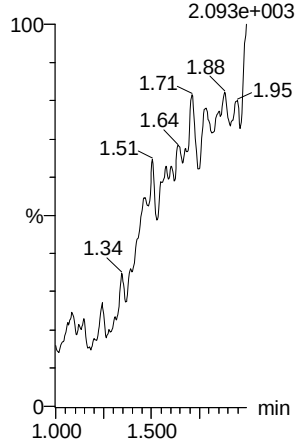

PFPeA

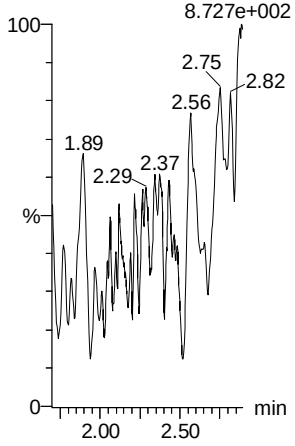

PFBS

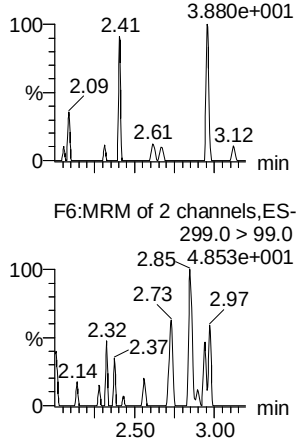

PFHxA

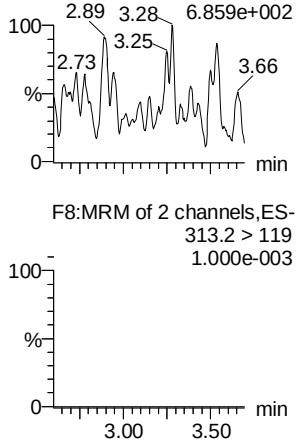

PFHpA

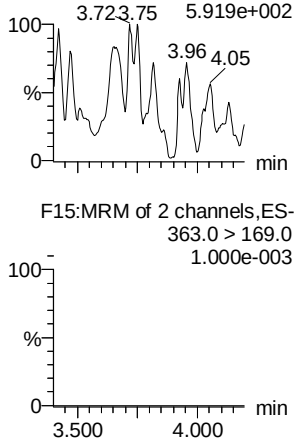

L-PFHxS

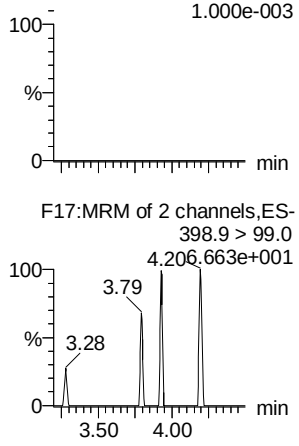

13C3-PFBA

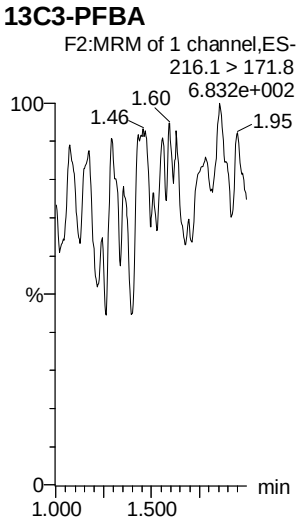

13C3-PFPeA

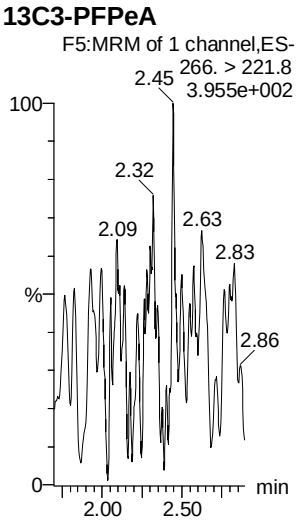

13C3-PFBS

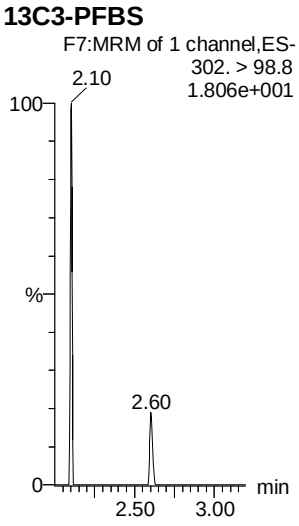

13C2-PFHxA

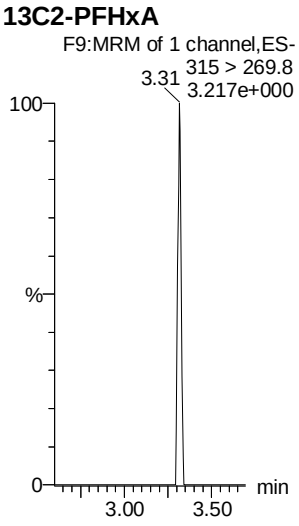

13C4-PFHpA

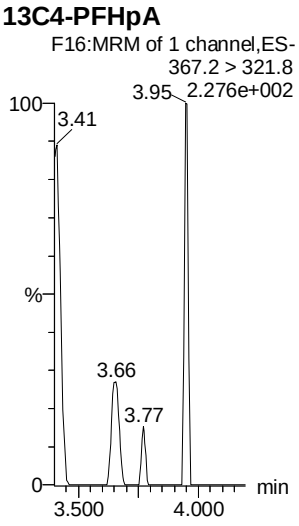

18O2-PFHxS

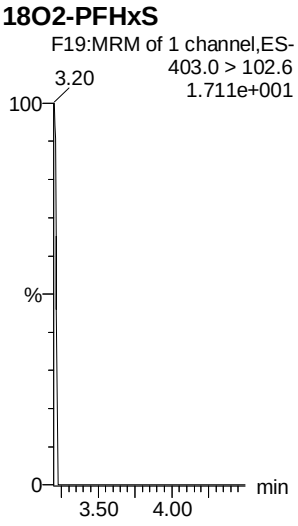

AC 1/30/2018

Vista Analytical Laboratory

Dataset: F:\Projects\PFAS.PRO\Results\180129M1\180129M1-12.qld

Last Altered: Tuesday, January 30, 2018 08:41:59 Pacific Standard Time
Printed: Tuesday, January 30, 2018 08:42:21 Pacific Standard Time

Name: 180129M1_12, Date: 29-Jan-2018, Time: 12:22:23, ID: IPA, Description: IPA

6:2 FTS

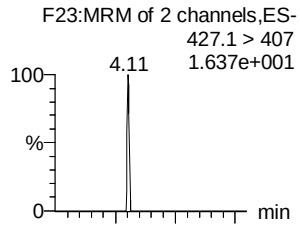

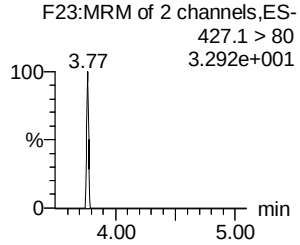

L-PFOA

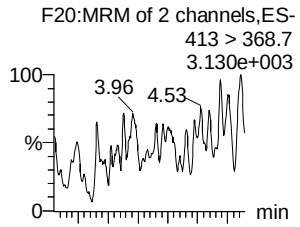

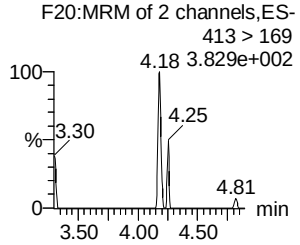

PFHpS

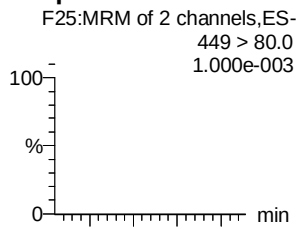

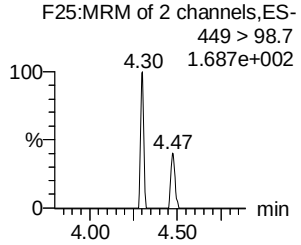

PFNA

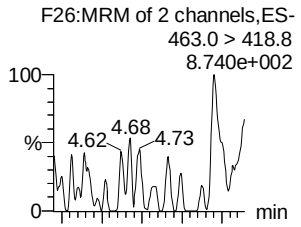

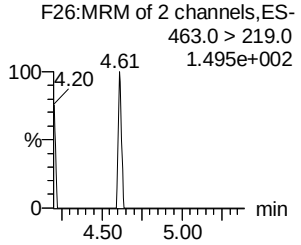

PFOSA

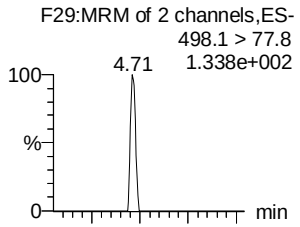

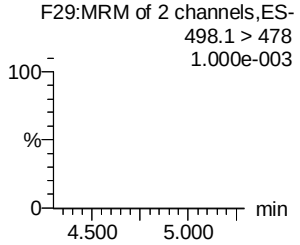

L-PFOS

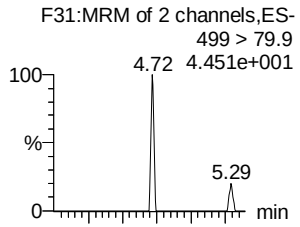

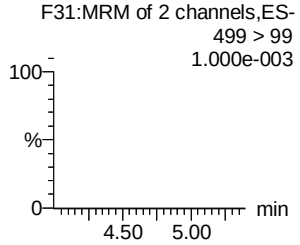

13C2-6:2 FTS

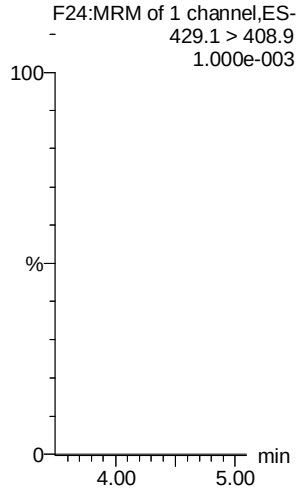

13C2-PFOA

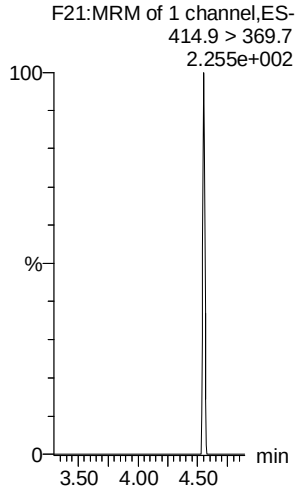

13C2-PFOA

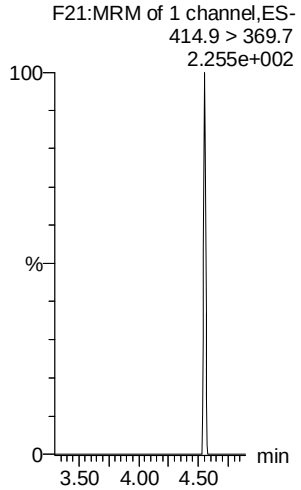

13C5-PFNA

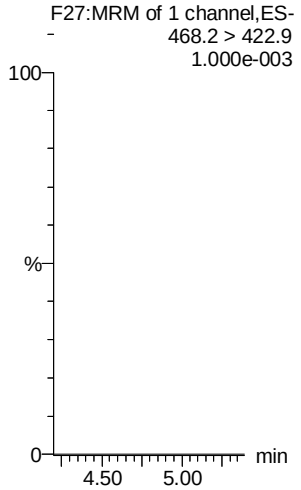

13C8-PFOSA

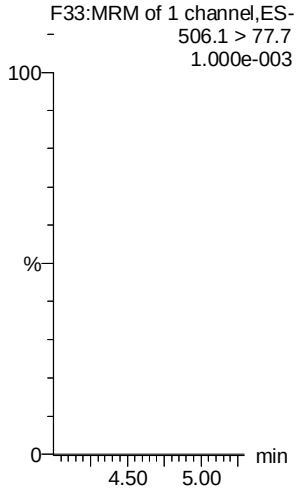

13C8-PFOS

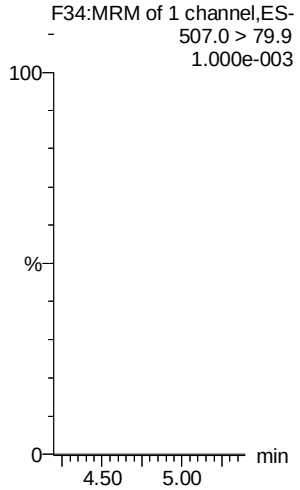

AC 1/30/2018

Vista Analytical Laboratory

Dataset: F:\Projects\PFAS.PRO\Results\180129M1\180129M1-12.qld

Last Altered: Tuesday, January 30, 2018 08:41:59 Pacific Standard Time
Printed: Tuesday, January 30, 2018 08:42:21 Pacific Standard Time

Name: 180129M1_12, Date: 29-Jan-2018, Time: 12:22:23, ID: IPA, Description: IPA

PFDA

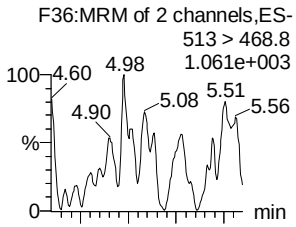

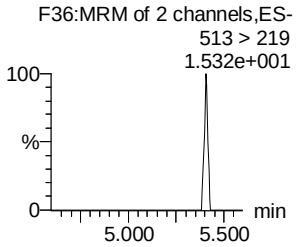

8:2 FTS

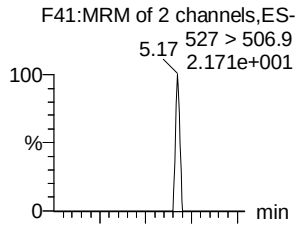

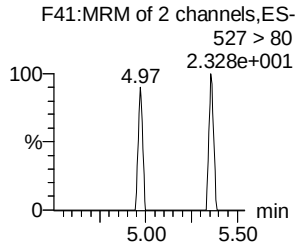

N-MeFOSAA

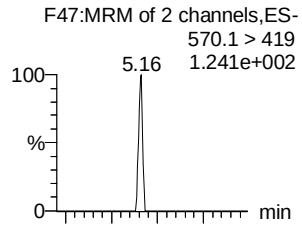

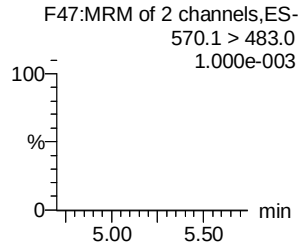

N-EtFOSAA

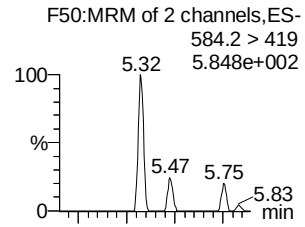

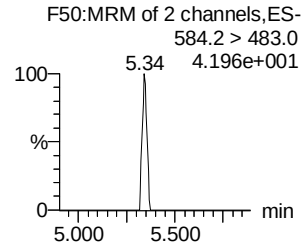

PFUdA

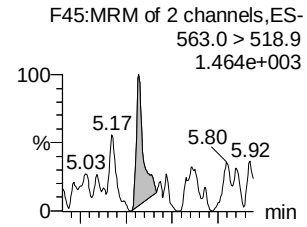

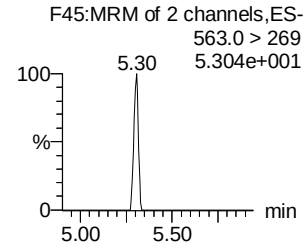

PFDS

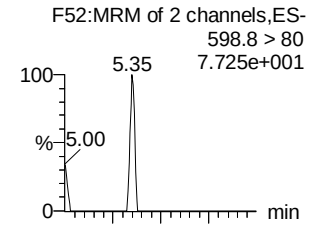

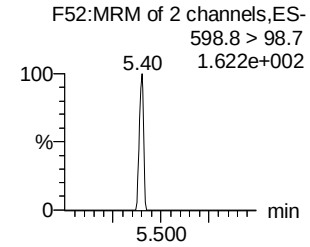

13C2-PFDA

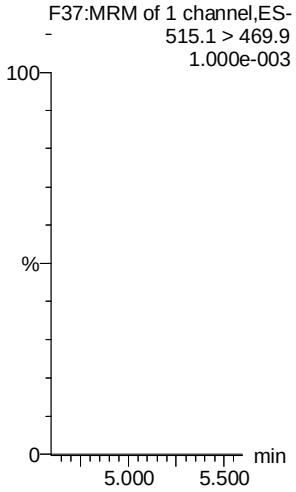

13C2-8:2 FTS

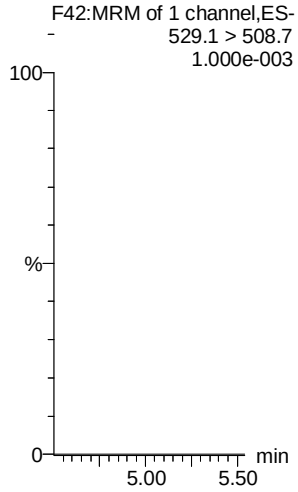

d3-N-MeFOSAA

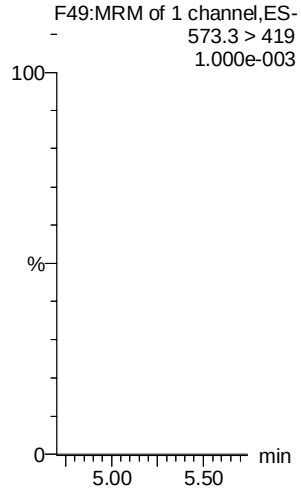

d5-N-EtFOSAA

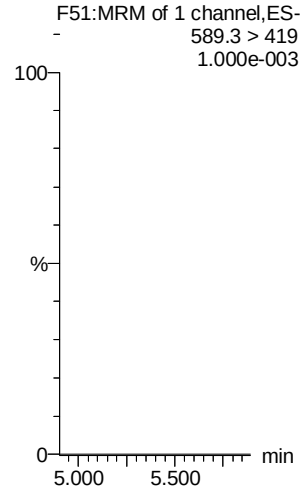

13C2-PFUdA

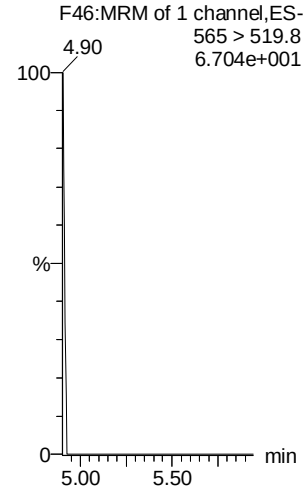

13C2-PFUdA

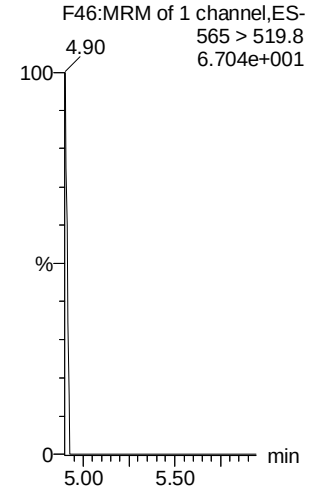

AC 1/30/2018

Dataset: F:\Projects\PFAS.PRO\Results\180129M1\180129M1-12.qld

Last Altered: Tuesday, January 30, 2018 08:41:59 Pacific Standard Time
Printed: Tuesday, January 30, 2018 08:42:21 Pacific Standard Time

Name: 180129M1_12, Date: 29-Jan-2018, Time: 12:22:23, ID: IPA, Description: IPA

PFDoA

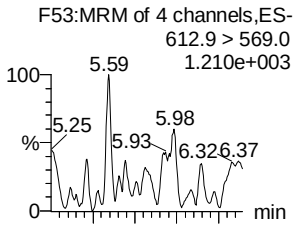

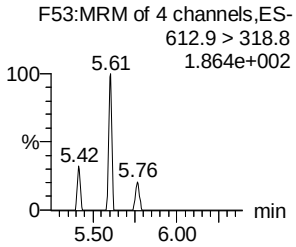

N-MeFOSA

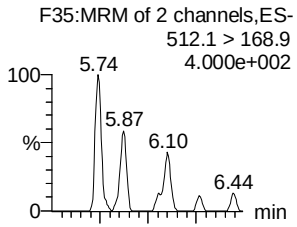

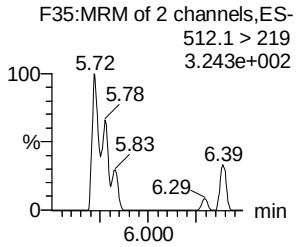

PFTrDA

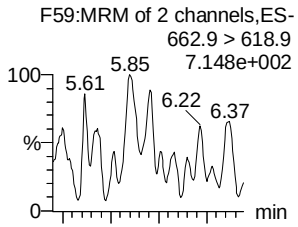

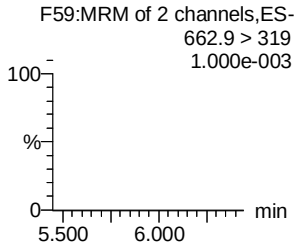

PFTeDA

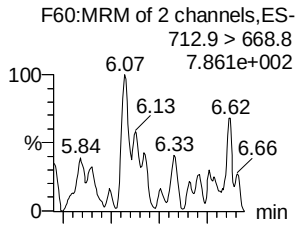

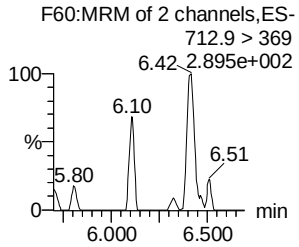

N-EtFOSA

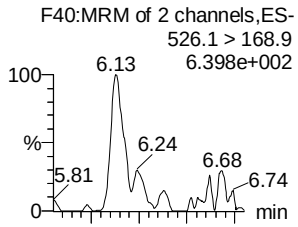

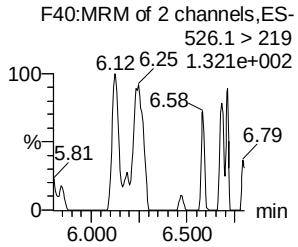

PFHxDA

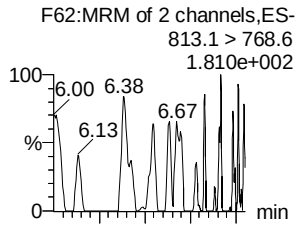

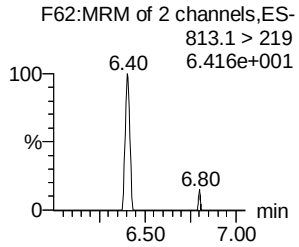

13C2-PFDoA

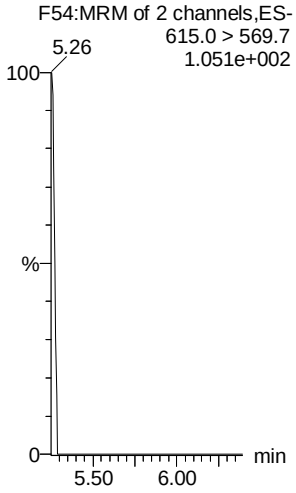

d3-N-MeFOSA

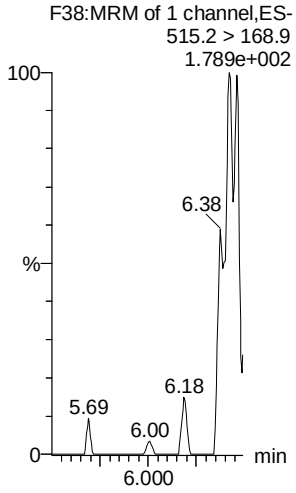

13C2-PFTeDA

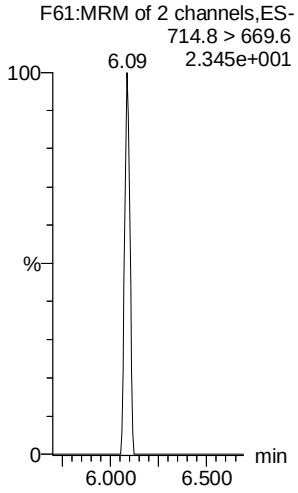

13C2-PFTeDA

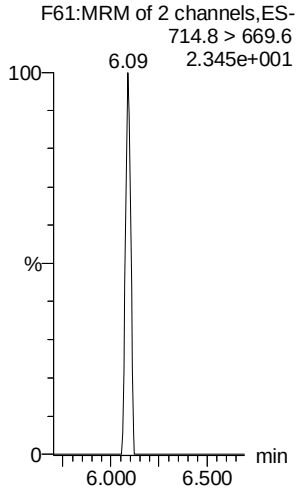

d5-N-ETFOSA

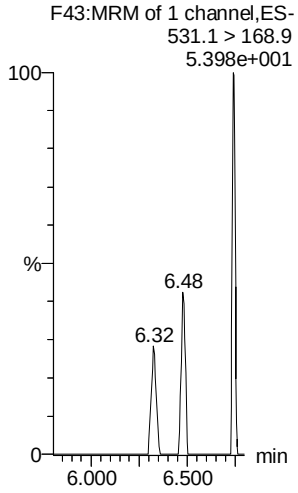

13C2-PFHxDA

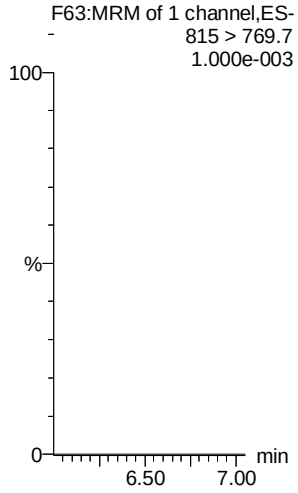

AC 1/30/2018

Vista Analytical Laboratory

Dataset: F:\Projects\PFAS.PRO\Results\180129M1\180129M1-12.qld

Last Altered: Tuesday, January 30, 2018 08:41:59 Pacific Standard Time
Printed: Tuesday, January 30, 2018 08:42:21 Pacific Standard Time

Name: 180129M1_12, Date: 29-Jan-2018, Time: 12:22:23, ID: IPA, Description: IPA

PFODA

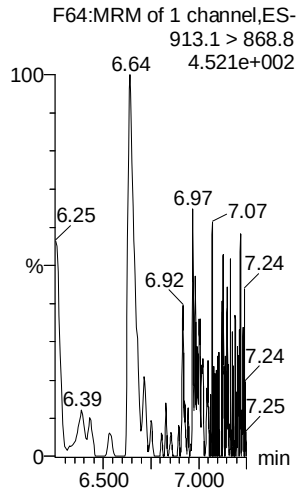

N-MeFOSE

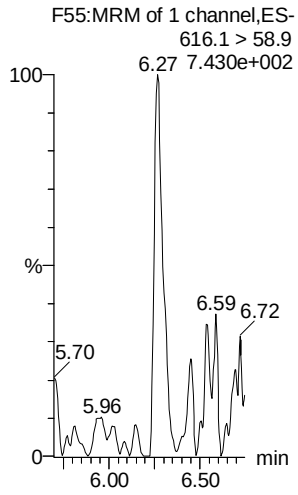

N-EtFOSE

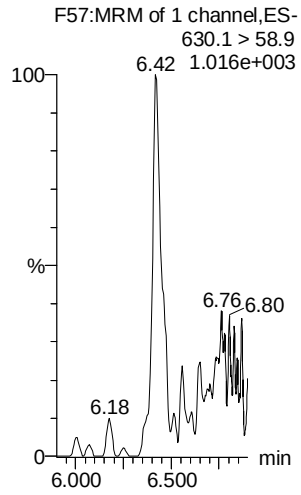

13C4-PFBA

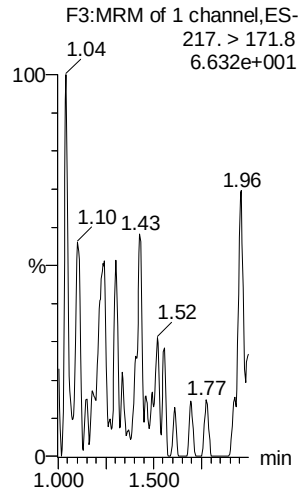

13C5-PFHxA

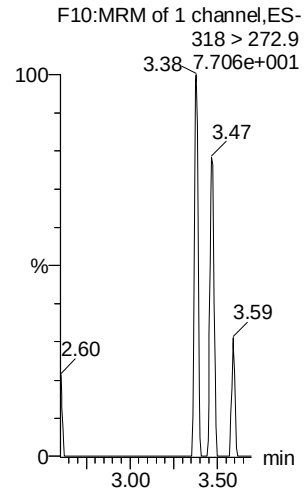

TCDA

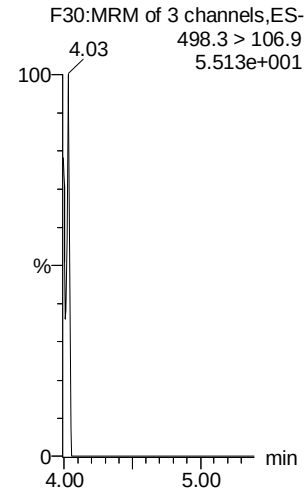

13C2-PFHxDA

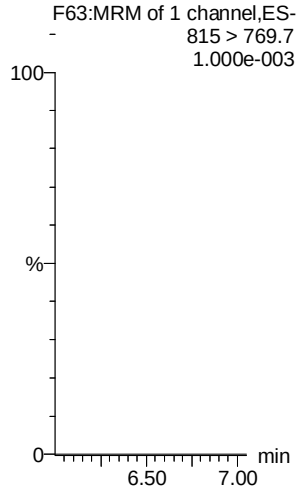

d7-N-MeFOSE

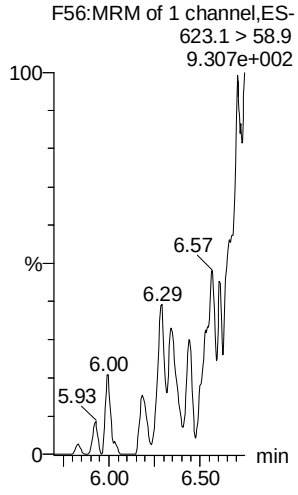

d9-N-EtFOSE

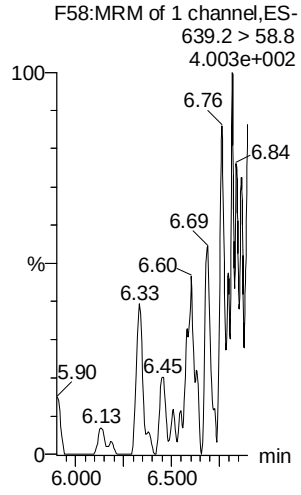

13C3-PFHxS

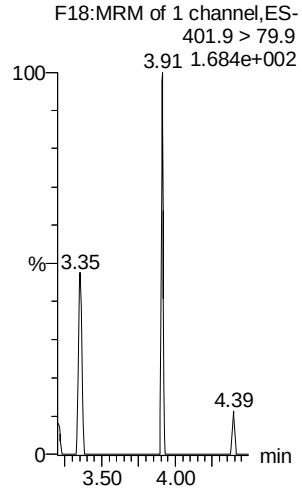

13C8-PFOA

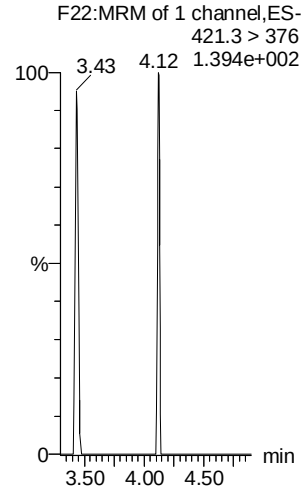

13C8-PFOS

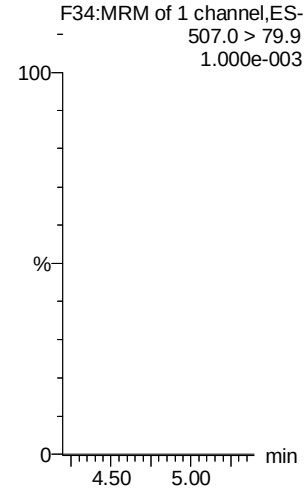

AC 1/30/2018

Dataset: F:\Projects\PFAS.PRO\Results\180129M1\180129M1-12.qld

Last Altered: Tuesday, January 30, 2018 08:41:59 Pacific Standard Time
Printed: Tuesday, January 30, 2018 08:42:21 Pacific Standard Time

Name: 180129M1_12, Date: 29-Jan-2018, Time: 12:22:23, ID: IPA, Description: IPA

13C9-PFNA

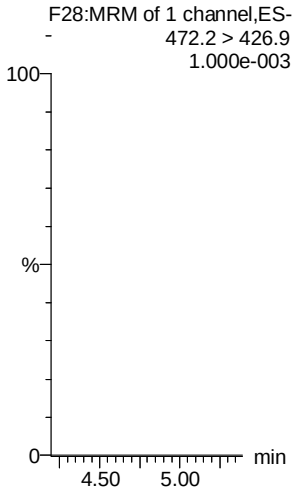

13C4-PFOS

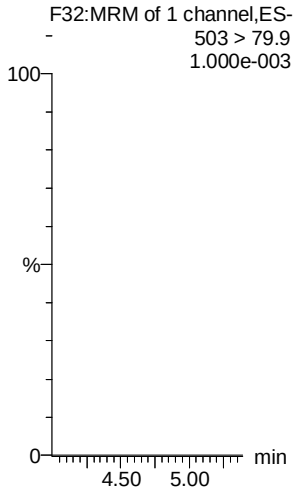

13C6-PFDA

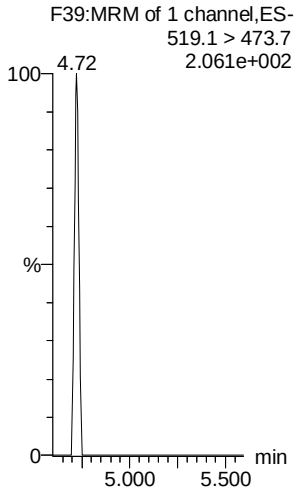

13C7-PFUdA

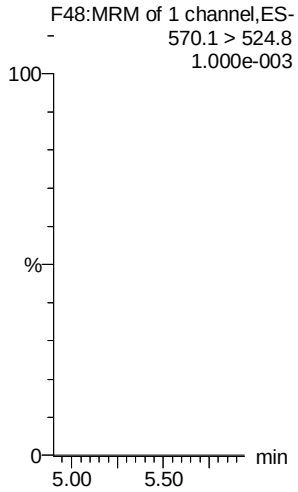

AC 1/30/2018

Vista Analytical Laboratory

Ⓐ PFTeDA > 130%.

Dataset: F:\Projects\PFAS.PRO\Results\180129M1\180129M1-42.qld

Last Altered: Tuesday, January 30, 2018 08:50:00 Pacific Standard Time
Printed: Tuesday, January 30, 2018 08:50:27 Pacific Standard Time

AC 1/30/18
vJA. 01/30/2018

Method: F:\Projects\PFAS.PRO\MethDB\PFAS_FULL_80C_012518.mdb 26 Jan 2018 09:01:53
Calibration: F:\Projects\PFAS.PRO\CurveDB\C18_VAL-PFAS_Q4_01-29-18-FULL.cdb 30 Jan 2018 08:49:24

Name: 180129M1_42, Date: 29-Jan-2018, Time: 18:07:00, ID: ST180129M1-12 PFC CS3 18A1909, Description: PFC CS3 18A1909

	#	Name	Trace	Area	IS Area	RRF	Pred.RT	RT	y Axis Resp.	Conc.	%Rec	Recovery Out	
1	1	PFBA	213.0 > 168.8	1.24e4	1.27e4		1.29	1.38	12.2	10.3	103.1	NO	
2	2	PFPeA	263.1 > 218.9	1.28e4	1.54e4		2.27	2.33	10.4	10.6	106.2	NO	
3	3	PFBS	299.0 > 79.7	2.92e3	1.76e3		2.56	2.61	20.7	11.2	112.0	NO	
4	4	PFHxA	313.2 > 268.9	1.76e4	4.66e3		3.05	3.10	18.9	12.6	126.4	NO	
5	5	PFHpA	363.0 > 318.9	1.32e4	1.18e4		3.68	3.72	14.0	11.2	111.9	NO	
6	6	L-PFHxS	398.9 > 79.6	2.46e3	1.65e3		3.80	3.87	18.7	10.5	104.7	NO	
7	8	6:2 FTS	427.1 > 407	3.70e3	1.72e4		4.15	4.18	2.69	11.8	117.8	NO	
8	9	L-PFOA	413 > 368.7	1.47e4	1.72e4		4.20	4.23	10.7	10.7	107.3	NO	
9	11	PFHpS	449 > 80.0	3.71e3	4.01e3		4.30	4.34	11.6	10.5	104.8	NO	
10	12	PFNA	463.0 > 418.8	1.90e4	1.49e4		4.65	4.66	15.9	12.0	120.1	NO	
11	13	PFOSA	498.1 > 77.8	3.57e3	3.80e3		4.70	4.73	11.8	11.0	109.8	NO	
12	14	L-PFOS	499 > 79.9	4.21e3	4.01e3		4.75	4.74	13.1	13.0	129.6	NO	
13	16	PFDA	513 > 468.8	1.49e4	1.31e4		5.03	5.03	14.1	11.0	109.6	NO	
14	17	8:2 FTS	527 > 506.9	3.31e3	1.31e4		5.00	5.00	3.15	11.2	112.2	NO	
15	18	N-MeFOSAA	570.1 > 419	9.51e3	7.48e3		5.20	5.18	15.9	12.6	126.2	NO	
16	19	N-EtFOSAA	584.2 > 419	8.49e3	8.57e3		5.30	5.34	12.4	11.8	117.5	NO	
17	20	PFUdA	563.0 > 518.9	1.53e4	1.72e4		5.36	5.35	11.1	12.3	122.7	NO	
18	21	PFDS	598.8 > 80	4.01e3	1.35e4		5.40	5.40	3.72	11.1	110.7	NO	
19	22	PFDoA	612.9 > 569.0	1.94e4	1.35e4		5.65	5.63	18.0	12.9	128.9	NO	
20	23	N-MeFOSA	512.1 > 168.9	7.38e3	2.02e4		5.70	5.78	54.7	50.3	100.6	NO	
21	24	PFTrDA	662.9 > 618.9	1.74e4	1.35e4		5.90	5.88	16.1	9.81	98.1	NO	
22	25	PFTeDA	712.9 > 668.8	9.36e3	4.04e3		6.12	6.09	29.0	14.4	144.5	YES	Ⓐ
23	26	N-EtFOSA	526.1 > 168.9	1.01e4	3.14e4		6.12	6.17	48.3	52.0	103.9	NO	
24	27	PFHxDA	813.1 > 768.6	6.26e3	3.56e3		6.46	6.42	8.80	12.7	127.0	NO	
25	28	PFODA	913.1 > 868.8	6.83e3	3.56e3		6.70	6.66	9.60	12.7	126.6	NO	
26	29	N-MeFOSE	616.1 > 58.9	8.96e3	2.87e4		6.31	6.30	46.8	45.0	90.0	NO	
27	30	N-EtFOSE	630.1 > 58.9	9.73e3	2.66e4		6.45	6.45	54.9	45.8	91.6	NO	
28	31	13C3-PFBA	216.1 > 171.8	1.27e4	1.46e4	0.861	1.30	1.38	10.9	12.7	101.5	NO	
29	32	13C3-PFPeA	266. > 221.8	1.54e4	1.78e4	0.860	2.27	2.33	10.8	12.5	100.4	NO	
30	33	13C3-PFBS	302. > 98.8	1.76e3	1.78e4	0.106	2.56	2.61	1.24	11.7	93.6	NO	
31	34	13C2-PFHxA	315 > 269.8	4.66e3	1.78e4	0.705	3.05	3.10	3.27	4.64	92.7	NO	

Dataset: F:\Projects\PFAS.PRO\Results\180129M1\180129M1-42.qld

Last Altered: Tuesday, January 30, 2018 08:50:00 Pacific Standard Time
Printed: Tuesday, January 30, 2018 08:50:27 Pacific Standard Time

Name: 180129M1_42, Date: 29-Jan-2018, Time: 18:07:00, ID: ST180129M1-12 PFC CS3 18A1909, Description: PFC CS3 18A1909

	#	Name	Trace	Area	IS Area	RRF	Pred.RT	RT	y Axis Resp.	Conc.	%Rec	Recovery Out
32	35	13C4-PFHpA	367.2 > 321.8	1.18e4	1.78e4	0.688	3.68	3.72	8.26	12.0	96.1	NO
33	36	18O2-PFHxS	403.0 > 102.6	1.65e3	4.35e3	0.348	3.80	3.86	4.74	13.6	109.0	NO
34	37	13C2-6:2 FTS	429.1 > 408.9	4.01e3	1.69e4	0.238	4.15	4.18	2.97	12.5	99.8	NO
35	38	13C2-PFOA	414.9 > 369.7	1.72e4	1.69e4	1.190	4.20	4.23	12.7	10.7	85.5	NO
36	39	13C5-PFNA	468.2 > 422.9	1.49e4	1.84e4	0.999	4.65	4.66	10.1	10.1	81.2	NO
37	40	13C8-PFOSA	506.1 > 77.7	3.80e3	1.42e4	0.211	4.70	4.73	3.33	15.8	126.2	NO
38	41	13C8-PFOS	507.0 > 79.9	4.01e3	4.18e3	0.957	4.75	4.74	12.0	12.5	100.3	NO
39	42	13C2-PFDA	515.1 > 469.9	1.31e4	1.20e4	0.965	5.03	5.03	13.7	14.2	113.4	NO
40	43	13C2-8:2 FTS	529.1 > 508.7	3.01e3	1.78e4	0.162	5.00	5.00	2.11	13.0	104.4	NO
41	44	d3-N-MeFOSAA	573.3 > 419	7.48e3	1.42e4	0.398	5.20	5.18	6.56	16.5	131.9	NO
42	45	d5-N-EtFOSAA	589.3 > 419	8.57e3	1.42e4	0.435	5.30	5.34	7.52	17.3	138.3	NO
43	46	13C2-PFUdA	565 > 519.8	1.72e4	1.42e4	1.057	5.36	5.35	15.1	14.3	114.4	NO
44	47	13C2-PFDoA	615.0 > 569.7	1.35e4	1.42e4	0.851	5.65	5.63	11.8	13.9	111.2	NO
45	48	d3-N-MeFOSA	515.2 > 168.9	2.02e4	1.42e4	0.098	5.70	5.81	17.8	182	121.4	NO
46	49	13C2-PFTeDA	714.8 > 669.6	4.04e3	1.42e4	0.403	6.12	6.09	3.55	8.80	70.4	NO
47	50	d5-N-ETFOSA	531.1 > 168.9	3.14e4	1.42e4	0.149	6.25	6.19	27.5	185	123.5	NO
48	51	13C2-PFHxDA	815 > 769.7	3.56e3	1.42e4	0.745	6.46	6.42	3.12	4.19	83.8	NO
49	52	d7-N-MeFOSE	623.1 > 58.9	2.87e4	1.42e4	0.118	6.31	6.29	25.2	214	142.4	NO
50	53	d9-N-EtFOSE	639.2 > 58.8	2.66e4	1.42e4	0.115	6.12	6.44	23.3	204	135.8	NO
51	54	13C4-PFBA	217. > 171.8	1.46e4	1.46e4	1.000	1.30	1.38	12.5	12.5	100.0	NO
52	55	13C5-PFHxA	318 > 272.9	1.78e4	1.78e4	1.000	3.05	3.10	12.5	12.5	100.0	NO
53	56	13C3-PFHxS	401.9 > 79.9	4.35e3	4.35e3	1.000	3.80	3.86	12.5	12.5	100.0	NO
54	57	13C8-PFOA	421.3 > 376	1.69e4	1.69e4	1.000	4.20	4.23	12.5	12.5	100.0	NO
55	58	13C9-PFNA	472.2 > 426.9	1.84e4	1.84e4	1.000	4.65	4.66	12.5	12.5	100.0	NO
56	59	13C4-PFOS	503 > 79.9	4.18e3	4.18e3	1.000	4.60	4.74	12.5	12.5	100.0	NO
57	60	13C6-PFDA	519.1 > 473.7	1.20e4	1.20e4	1.000	5.03	5.03	12.5	12.5	100.0	NO
58	61	13C7-PFUdA	570.1 > 524.8	1.42e4	1.42e4	1.000	5.36	5.35	12.5	12.5	100.0	NO

Vista Analytical Laboratory

Dataset: Untitled

Last Altered: Tuesday, January 30, 2018 10:51:19 Pacific Standard Time
Printed: Tuesday, January 30, 2018 10:52:40 Pacific Standard Time

Method: F:\Projects\PFAS.PRO\MethDB\PFAS_FULL_80C_012518.mdb 26 Jan 2018 09:01:53
Calibration: F:\Projects\PFAS.PRO\CurveDB\C18_VAL-PFAS_Q4_01-29-18-FULL.cdb 30 Jan 2018 08:15:32

Compound name: PFBA

	Name	ID	Acq.Date	Acq.Time
1	180129M1_1	IPA	29-Jan-18	10:16:04
2	180129M1_2	ST180129M1-1 PFC CS-2 18A1904	29-Jan-18	10:27:35
3	180129M1_3	ST180129M1-2 PFC CS-1 18A1905	29-Jan-18	10:39:02
4	180129M1_4	ST180129M1-3 PFC CS0 18A1906	29-Jan-18	10:50:31
5	180129M1_5	ST180129M1-4 PFC CS1 18A1907	29-Jan-18	11:02:00
6	180129M1_6	ST180129M1-5 PFC CS2 18A1908	29-Jan-18	11:13:30
7	180129M1_7	ST180129M1-6 PFC CS3 18A1909	29-Jan-18	11:24:59
8	180129M1_8	ST180129M1-7 PFC CS4 18A1910	29-Jan-18	11:36:29
9	180129M1_9	ST180129M1-8 PFC CS5 18A1911	29-Jan-18	11:47:59
10	180129M1_10	ST180129M1-9 PFC CS6 18A2403	29-Jan-18	11:59:26
11	180129M1_11	ST180129M1-10 PFC CS7 18A2404	29-Jan-18	12:10:56
12	180129M1_12	IPA	29-Jan-18	12:22:23
13	180129M1_13	ICV180129M1-1 PFC ICV 18A1903	29-Jan-18	12:33:53
14	180129M1_14	IPA	29-Jan-18	12:45:23
15	180129M1_15	B8A0103-BS1 OPR 0.25	29-Jan-18	12:56:54
16	180129M1_16	IPA	29-Jan-18	13:08:19
17	180129M1_17	B8A0103-BLK1 Method Blank 0.25	29-Jan-18	13:19:46
18	180129M1_18	1800092-01 WT1801101415AB 0.25828	29-Jan-18	13:31:15
19	180129M1_19	1800092-02 WT1801101430AB 0.25737	29-Jan-18	13:42:44
20	180129M1_20	1800092-03 WR1801101500AB 0.256	29-Jan-18	13:54:15
21	180129M1_21	1800092-04 WT1801101440AB 0.25087	29-Jan-18	14:05:41
22	180129M1_22	1800092-05 WR1801101525AB 0.25614	29-Jan-18	14:17:11
23	180129M1_23	1800092-06 WT1801101545AB 0.25622	29-Jan-18	14:28:41
24	180129M1_24	1800092-07 WT1801101605AB 0.2499	29-Jan-18	14:40:11
25	180129M1_25	1800092-08 WT1801101620AB 0.25498	29-Jan-18	14:51:41
26	180129M1_26	1800092-09 WT1801101635AB 0.25384	29-Jan-18	15:03:11
27	180129M1_27	1800092-10 WT1801110810AB 0.25852	29-Jan-18	15:14:40
28	180129M1_28	IPA	29-Jan-18	15:26:09
29	180129M1_29	ST180129M1-11 PFC CS3 18A1909	29-Jan-18	15:37:39
30	180129M1_30	IPA	29-Jan-18	15:49:08
31	180129M1_31	1800092-11 WT1801110820AB 0.25871	29-Jan-18	16:00:38

Dataset: Untitled

Last Altered: Tuesday, January 30, 2018 10:51:19 Pacific Standard Time
Printed: Tuesday, January 30, 2018 10:52:40 Pacific Standard Time

Compound name: PFBA

	Name	ID	Acq.Date	Acq.Time
32	180129M1_32	1800092-12 WT1801110830AB 0.25794	29-Jan-18	16:12:08
33	180129M1_33	1800092-13 WR1801110905AB 0.24937	29-Jan-18	16:23:36
34	180129M1_34	1800092-14 WT1801110925AB 0.2499	29-Jan-18	16:35:05
35	180129M1_35	1800092-15 WT1801110930AB 0.24861	29-Jan-18	16:46:34
36	180129M1_36	1800092-16 FB1801110935AB 0.24833	29-Jan-18	16:58:04
37	180129M1_37	1800092-17 WR1801110955AB 0.25343	29-Jan-18	17:09:32
38	180129M1_38	1800092-18 WT1801111030AB 0.25343	29-Jan-18	17:21:01
39	180129M1_39	1800092-19 WT1801111055AB 0.25311	29-Jan-18	17:32:30
40	180129M1_40	1800092-20 WR1801111105AB 0.25268	29-Jan-18	17:44:00
41	180129M1_41	IPA	29-Jan-18	17:55:29
42	180129M1_42	ST180129M1-12 PFC CS3 18A1909	29-Jan-18	18:07:00
43	180129M1_43	IPA	29-Jan-18	18:18:29
44	180129M1_44	B8A0163-BS1 OPR 0.25	29-Jan-18	18:30:02
45	180129M1_45	B8A0163-BLK1 Method Blank 0.25	29-Jan-18	18:41:26
46	180129M1_46	B8A0163-MS1 Matrix Spike 0.11727	29-Jan-18	18:52:53
47	180129M1_47	B8A0163-MSD1 Matrix Spike Dup 0.11919	29-Jan-18	19:04:22
48	180129M1_48	1800153-11RE1 FT-FRB02-20180117 0.22638	29-Jan-18	19:15:52
49	180129M1_49	1800184-01 REEPDW129FRB 0.11583	29-Jan-18	19:27:21
50	180129M1_50	1800184-02 REEPDW130FRB 0.11966	29-Jan-18	19:38:51
51	180129M1_51	1800184-03 REEPDW131FRB 0.11947	29-Jan-18	19:50:20
52	180129M1_52	1800188-01 REEPDW132FRB 0.11996	29-Jan-18	20:01:42
53	180129M1_53	1800188-02 REEPDW133FRB 0.11579	29-Jan-18	20:13:09
54	180129M1_54	1800188-03 REEPDW134FRB 0.11795	29-Jan-18	20:24:39
55	180129M1_55	1800204-01 REEPDW135 0.12126	29-Jan-18	20:36:09
56	180129M1_56	1800204-02 REEPDW136 0.1177	29-Jan-18	20:47:38
57	180129M1_57	1800204-03 REEPDW137 0.11904	29-Jan-18	20:59:07
58	180129M1_58	1800204-04 REEPDW138 0.11522	29-Jan-18	21:10:36
59	180129M1_59	1800204-05 REEPDW139 0.12116	29-Jan-18	21:22:06
60	180129M1_60	1800204-06 REEPDW140 0.11819	29-Jan-18	21:33:35
61	180129M1_61	1800204-07 REEPDW513 0.11719	29-Jan-18	21:45:05
62	180129M1_62	IPA	29-Jan-18	21:56:35
63	180129M1_63	ST180129M1-13 PFC CS0 18A1906	29-Jan-18	22:08:01
64	180129M1_64	IPA	29-Jan-18	22:19:28
65	180129M1_65	1800206-01 REEPDW135FRB 0.11858	29-Jan-18	22:30:57

Dataset: Untitled

Last Altered: Tuesday, January 30, 2018 10:51:19 Pacific Standard Time
Printed: Tuesday, January 30, 2018 10:52:40 Pacific Standard Time

Compound name: PFBA

	Name	ID	Acq.Date	Acq.Time
66	180129M1_66	1800206-02 REEPDW136FRB 0.1192	29-Jan-18	22:42:22
67	180129M1_67	1800206-03 REEPDW137FRB 0.11978	29-Jan-18	22:53:49
68	180129M1_68	1800206-04 REEPDW138FRB 0.11956	29-Jan-18	23:05:16
69	180129M1_69	1800206-05 REEPDW139FRB 0.12003	29-Jan-18	23:16:42
70	180129M1_70	1800206-06 REEPDW140FRB 0.11974	29-Jan-18	23:28:09
71	180129M1_71	B8A0115-BS1 OPR 0.25	29-Jan-18	23:39:38
72	180129M1_72	B8A0115-BLK1 Method Blank 0.25	29-Jan-18	23:51:05
73	180129M1_73	B8A0115-MS1@10X Matrix Spike 0.25673	30-Jan-18	00:02:35
74	180129M1_74	B8A0115-MSD1@10X Matrix Spike Dup 0.25042	30-Jan-18	00:14:01
75	180129M1_75	1800121-01 SB01-20180115 0.28035	30-Jan-18	00:25:28
76	180129M1_76	1800121-02 EB01-20180115 0.25066	30-Jan-18	00:36:55
77	180129M1_77	1800121-03 IRSite5-GW-05W07-20180115 0.2...	30-Jan-18	00:48:22
78	180129M1_78	1800121-04@10X IRSite5-GW-05W06-201801...	30-Jan-18	00:59:53
79	180129M1_79	1800121-05 IRSite5-GW-05W08-20180115 0.2...	30-Jan-18	01:11:23
80	180129M1_80	1800121-06 IRSite5-GW-05W01-20180115 0.2...	30-Jan-18	01:22:50
81	180129M1_81	1800121-07@10X IRSite5-GW-05W03-201801...	30-Jan-18	01:34:19
82	180129M1_82	1800121-08@10 UXOSite14-GW-DPW79A-201...	30-Jan-18	01:45:46
83	180129M1_83	1800121-09 UXOSite14-GW-DPW78A-2018011...	30-Jan-18	01:57:16
84	180129M1_84	1800121-10@10 UXOSite14-GW-DPW77A-201...	30-Jan-18	02:08:46
85	180129M1_85	1800121-11@10X IRSite1-GW-01W48A -20180...	30-Jan-18	02:20:12
86	180129M1_86	IPA	30-Jan-18	02:31:42
87	180129M1_87	ST180129M1-14 PFC CS3 18A1909	30-Jan-18	02:43:12
88	180129M1_88	IPA	30-Jan-18	02:54:41
89	180129M1_89	1800121-12@10X IRSite1-GW-01W49A- 20180...	30-Jan-18	03:06:11
90	180129M1_90	1800121-13@10X IRSite1-GW-01W13A- 20180...	30-Jan-18	03:17:40
91	180129M1_91	1800121-14@10X DUP01-20180115 0.26578	30-Jan-18	03:29:09
92	180129M1_92	1800132-14 PITTS-EB-011118-1400 0.12081	30-Jan-18	03:40:38
93	180129M1_93	B8A0121-BS1 OPR 0.25	30-Jan-18	03:52:08
94	180129M1_94	B8A0121-BLK1 Method Blank 0.25	30-Jan-18	04:03:37
95	180129M1_95	1800135-01 WR1801160935CKA 0.25655	30-Jan-18	04:15:07
96	180129M1_96	1800135-02 WIRR1801161015CKA 0.25732	30-Jan-18	04:26:37
97	180129M1_97	1800135-03 FBIRR1801161015CKA 0.25954	30-Jan-18	04:38:04
98	180129M1_98	1800138-01 GW1216180115RAP 0.25133	30-Jan-18	04:49:30
99	180129M1_99	1800138-02 GW2226180115RAP 0.25969	30-Jan-18	05:00:57

Vista Analytical Laboratory

Dataset: Untitled

Last Altered: Tuesday, January 30, 2018 10:51:19 Pacific Standard Time
Printed: Tuesday, January 30, 2018 10:52:40 Pacific Standard Time

Compound name: PFBA

	Name	ID	Acq.Date	Acq.Time
100	180129M1_100	1800138-03 GW3236180115RAP 0.26041	30-Jan-18	05:12:26
101	180129M1_101	1800138-04 GW4246180116RAP 0.25265	30-Jan-18	05:23:53
102	180129M1_102	IPA	30-Jan-18	05:35:22
103	180129M1_103	ST180129M1-15 PFC CS3 18A1909	30-Jan-18	05:46:51
104	180129M1_104	IPA	30-Jan-18	05:58:22
105	180129M1_105	1800138-05 GW1418180116RAP 0.25524	30-Jan-18	06:09:48
106	180129M1_106	1800138-06 GW2428180117RAP 0.25562	30-Jan-18	06:21:18
107	180129M1_107	1800138-07 GW3438180117RAP 0.25554	30-Jan-18	06:32:47
108	180129M1_108	1800138-08 GW4347180117RAP 0.25876	30-Jan-18	06:44:13
109	180129M1_109	1800138-09 GW5458180118RAP 0.25739	30-Jan-18	06:55:43
110	180129M1_110	B8A0073-BS1 OPR 0.25	30-Jan-18	07:07:13
111	180129M1_111	B8A0073-BLK1 Method Blank 0.25	30-Jan-18	07:18:43
112	180129M1_112	1800050-01 MTBE_7248 0.26646	30-Jan-18	07:30:09
113	180129M1_113	1800050-02 MTBE_7249 0.25952	30-Jan-18	07:41:39
114	180129M1_114	1800050-03 MTBE_7250 0.26018	30-Jan-18	07:53:09
115	180129M1_115	1800051-01 MTBE_9019 0.25962	30-Jan-18	08:04:38
116	180129M1_116	1800052-01 MTBE_7251 0.25582	30-Jan-18	08:16:08
117	180129M1_117	1800053-01 S86637.01 0.11791	30-Jan-18	08:27:37
118	180129M1_118	1800054-01 WR1801081300JLB 0.26088	30-Jan-18	08:39:07
119	180129M1_119	1800054-02 WR1801081330JLB 0.26103	30-Jan-18	08:50:37
120	180129M1_120	IPA	30-Jan-18	09:02:07
121	180129M1_121	ST180129M1-16 PFC CS3 18A1909	30-Jan-18	09:13:37
122	180129M1_122	IPA	30-Jan-18	09:25:05

Vista Analytical Laboratory

Dataset: F:\Projects\PFAS.PRO\Results\180129M1\180129M1-42.qld

Last Altered: Tuesday, January 30, 2018 08:50:00 Pacific Standard Time
Printed: Tuesday, January 30, 2018 08:50:27 Pacific Standard Time

Method: F:\Projects\PFAS.PRO\MethDB\PFAS_FULL_80C_012518.mdb 26 Jan 2018 09:01:53
Calibration: F:\Projects\PFAS.PRO\CurveDB\C18_VAL-PFAS_Q4_01-29-18-FULL.cdb 30 Jan 2018 08:49:24

Name: 180129M1_42, Date: 29-Jan-2018, Time: 18:07:00, ID: ST180129M1-12 PFC CS3 18A1909, Description: PFC CS3 18A1909

PFBA
F1:MRM of 1 channel,ES-
213.0 > 168.8
1.629e+005

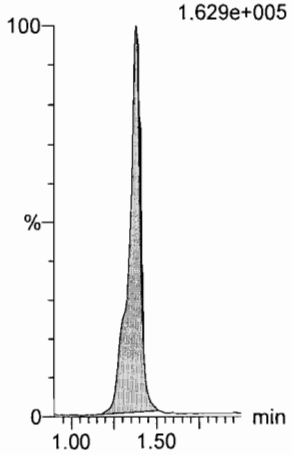

PFPeA
F4:MRM of 1 channel,ES-
263.1 > 218.9
3.283e+005

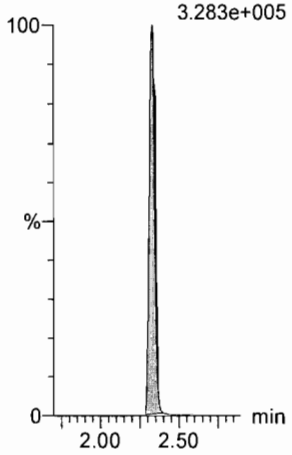

PFBS
F6:MRM of 2 channels,ES-
299.0 > 79.7
8.026e+004

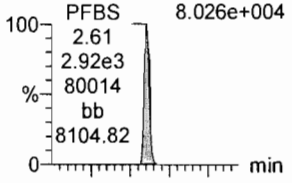

F6:MRM of 2 channels,ES-
299.0 > 99.0
3.233e+004

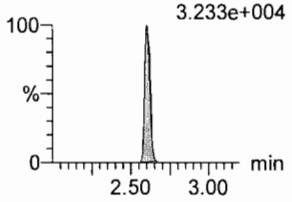

PFHxA
F8:MRM of 2 channels,ES-
313.2 > 268.9
5.258e+005

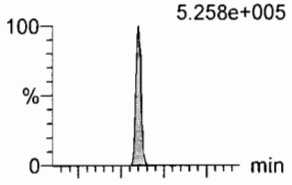

F8:MRM of 2 channels,ES-
313.2 > 119
3.745e+003

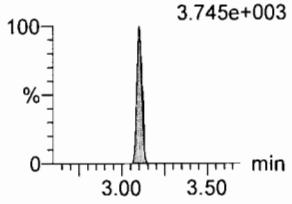

PFHpA
F15:MRM of 2 channels,ES-
363.0 > 318.9
3.635e+005

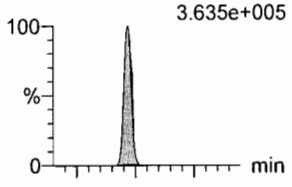

F15:MRM of 2 channels,ES-
363.0 > 169.0
2.409e+004

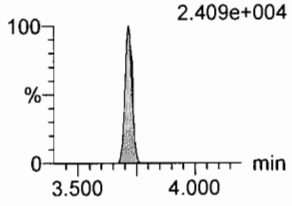

L-PFHxS
F17:MRM of 2 channels,ES-
398.9 > 79.6
6.019e+004

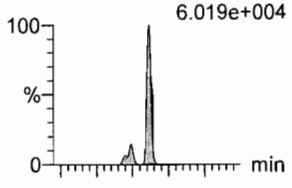

F17:MRM of 2 channels,ES-
398.9 > 99.0
4.113e+004

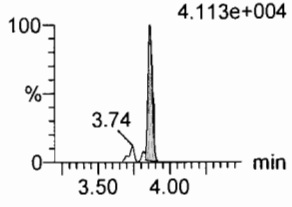

13C3-PFBA
F2:MRM of 1 channel,ES-
216.1 > 171.8
1.733e+005

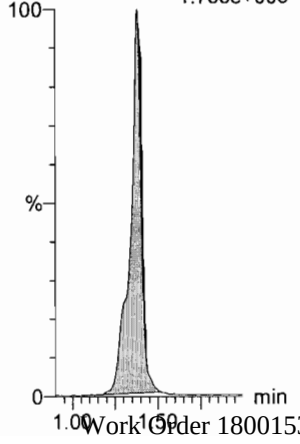

13C3-PFPeA
F5:MRM of 1 channel,ES-
266. > 221.8
4.392e+005

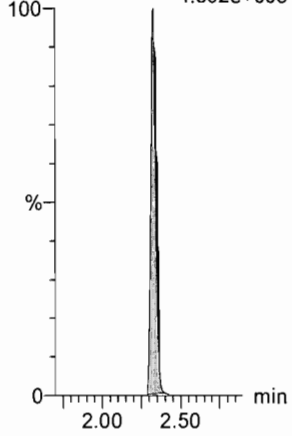

13C3-PFBS
F7:MRM of 1 channel,ES-
302. > 98.8
4.595e+004

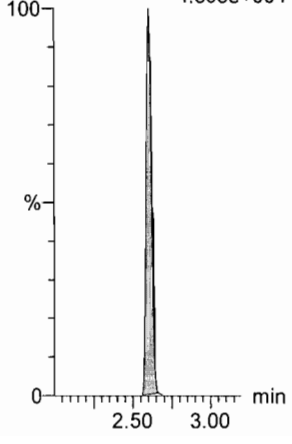

13C2-PFHxA
F9:MRM of 1 channel,ES-
315 > 269.8
1.314e+005

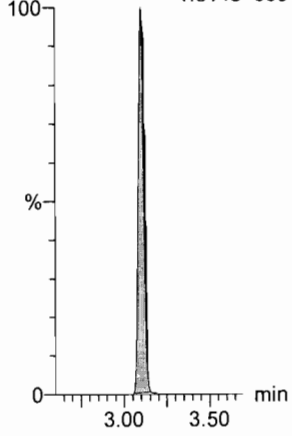

13C4-PFHpA
F16:MRM of 1 channel,ES-
367.2 > 321.8
3.313e+005

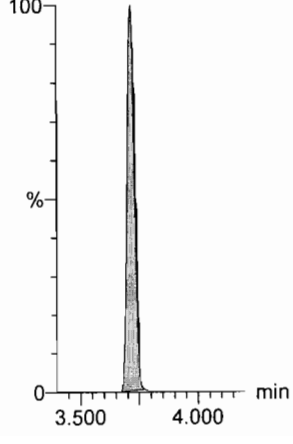

18O2-PFHxS
F19:MRM of 1 channel,ES-
403.0 > 102.6
5.357e+004

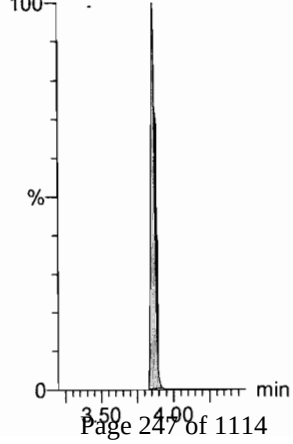

Dataset: F:\Projects\PFAS.PRO\Results\180129M1\180129M1-42.qld

Last Altered: Tuesday, January 30, 2018 08:50:00 Pacific Standard Time
Printed: Tuesday, January 30, 2018 08:50:27 Pacific Standard Time

Name: 180129M1_42, Date: 29-Jan-2018, Time: 18:07:00, ID: ST180129M1-12 PFC CS3 18A1909, Description: PFC CS3 18A1909

6:2 FTS

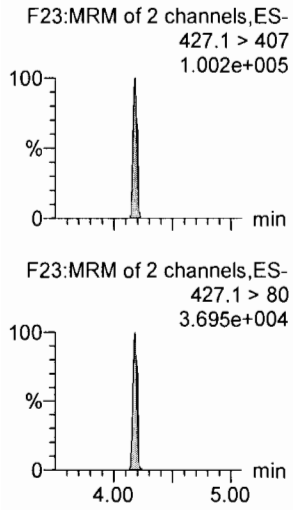

L-PFOA

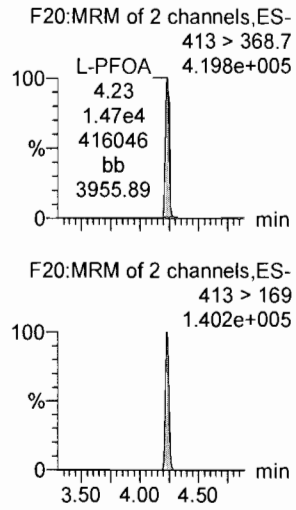

PFHpS

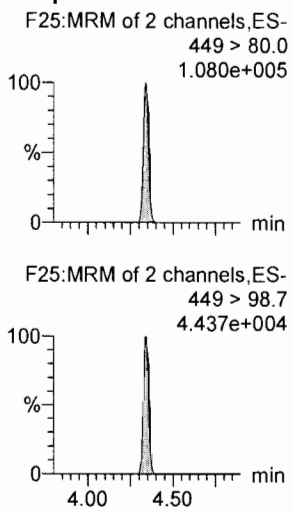

PFNA

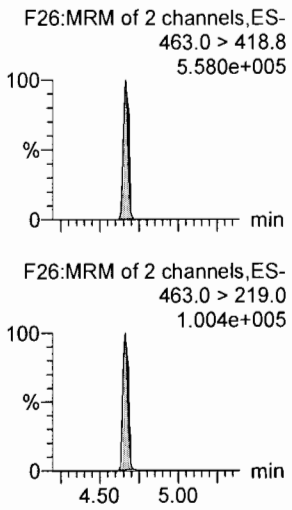

PFOSA

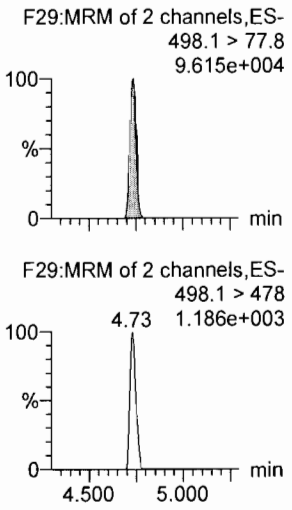

L-PFOS

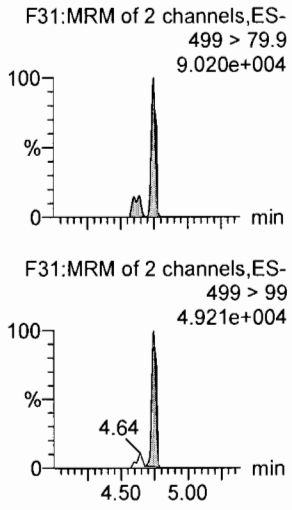

13C2-6:2 FTS

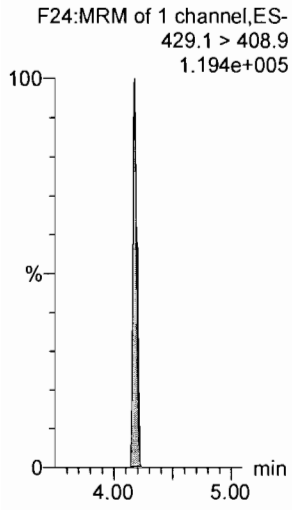

13C2-PFOA

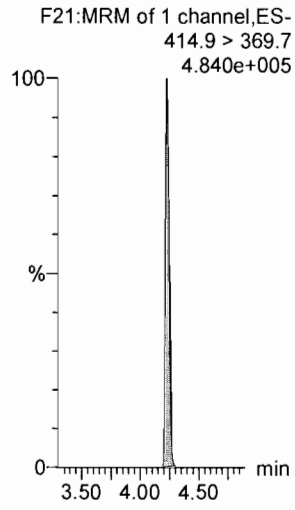

13C2-PFOA

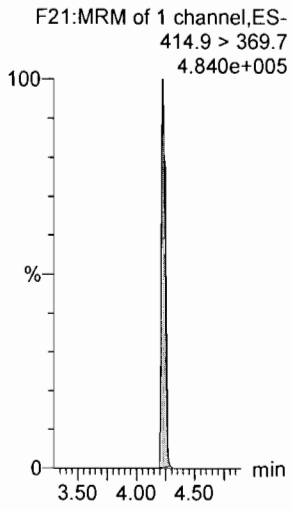

13C5-PFNA

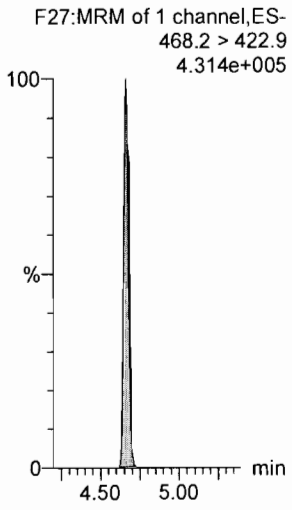

13C8-PFOSA

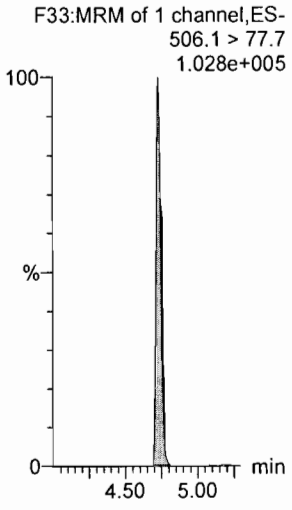

13C8-PFOS

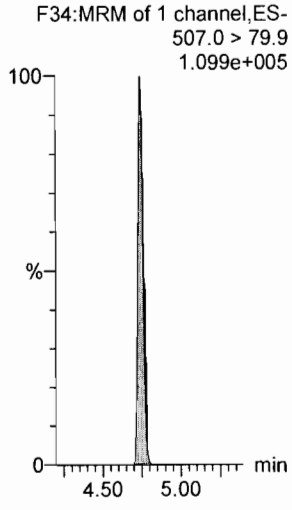

Dataset: F:\Projects\PFAS.PRO\Results\180129M1\180129M1-42.qld

Last Altered: Tuesday, January 30, 2018 08:50:00 Pacific Standard Time
Printed: Tuesday, January 30, 2018 08:50:27 Pacific Standard Time

Name: 180129M1_42, Date: 29-Jan-2018, Time: 18:07:00, ID: ST180129M1-12 PFC CS3 18A1909, Description: PFC CS3 18A1909

PFDA

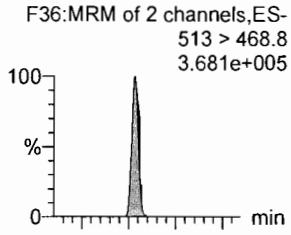

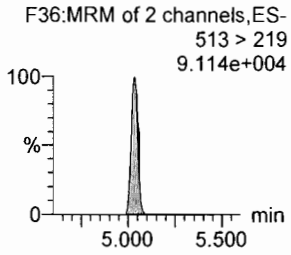

8:2 FTS

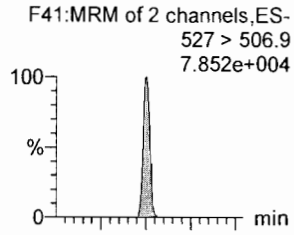

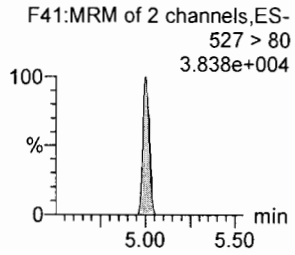

N-MeFOSAA

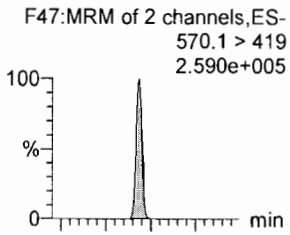

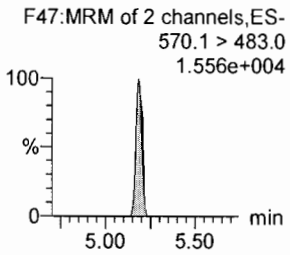

N-EtFOSAA

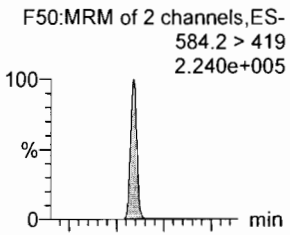

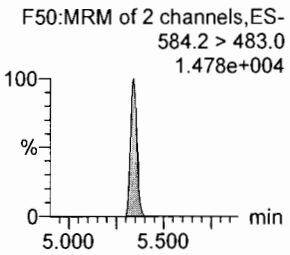

PFUdA

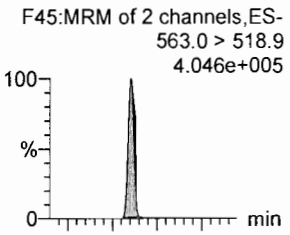

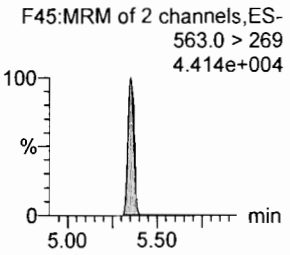

PFDS

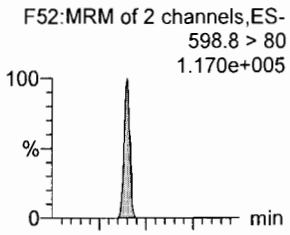

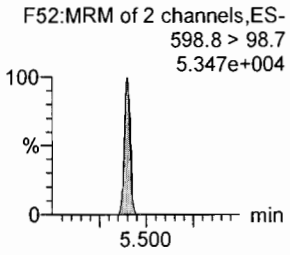

13C2-PFDA

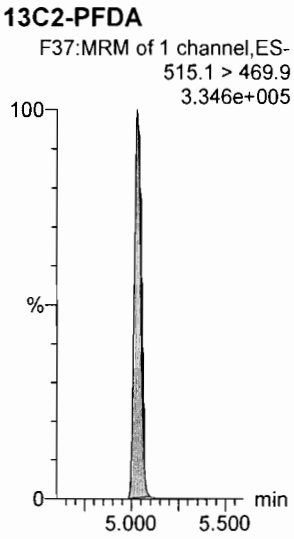

13C2-8:2 FTS

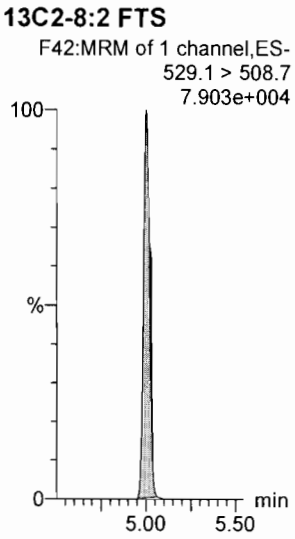

d3-N-MeFOSAA

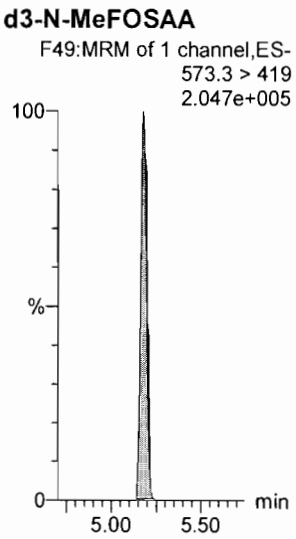

d5-N-EtFOSAA



13C2-PFUdA

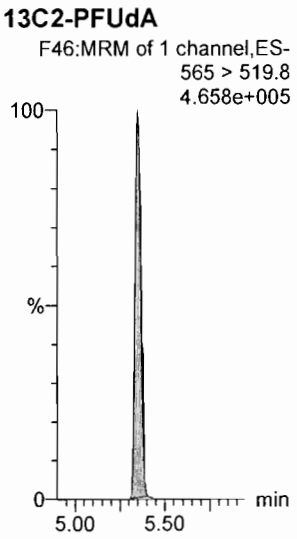

13C2-PFUdA

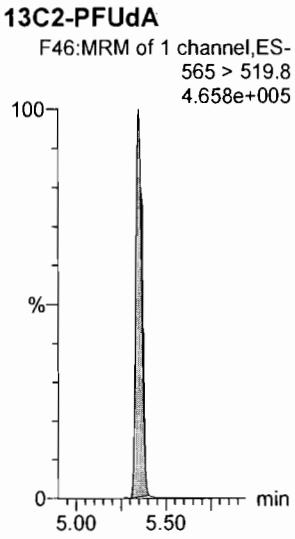

Dataset: F:\Projects\PFAS.PRO\Results\180129M1\180129M1-42.qld

Last Altered: Tuesday, January 30, 2018 08:50:00 Pacific Standard Time
Printed: Tuesday, January 30, 2018 08:50:27 Pacific Standard Time

Name: 180129M1_42, Date: 29-Jan-2018, Time: 18:07:00, ID: ST180129M1-12 PFC CS3 18A1909, Description: PFC CS3 18A1909

PFDoA

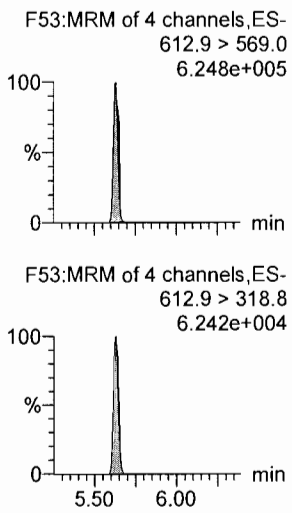

N-MeFOSA

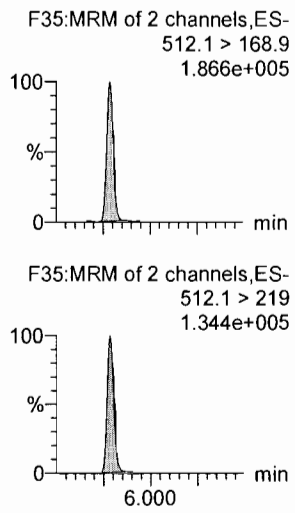

PFTrDA

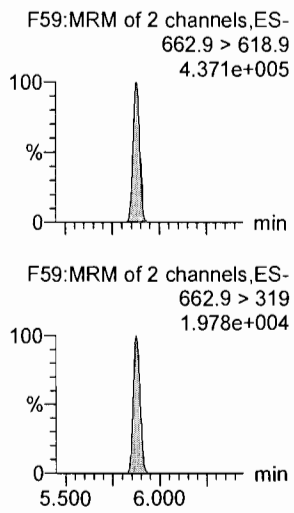

PFTeDA

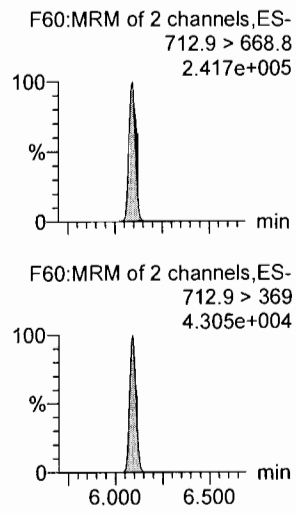

N-EtFOSA

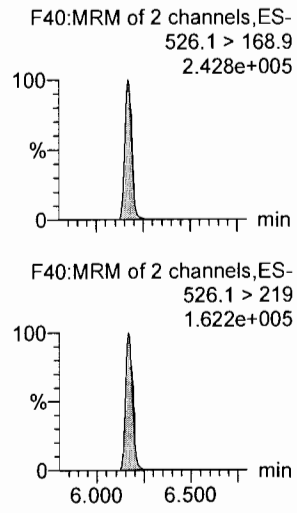

PFHxDA

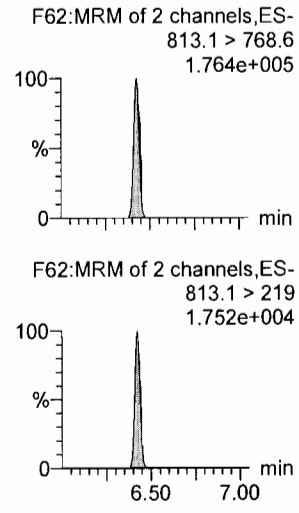

13C2-PFDoA

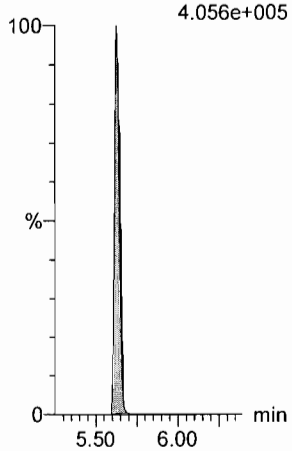

d3-N-MeFOSA

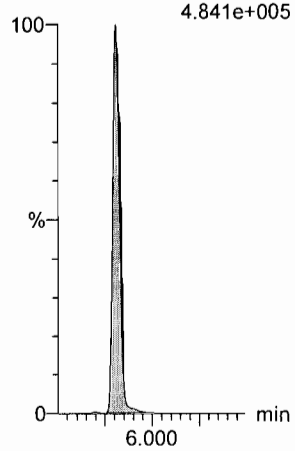

13C2-PFTeDA

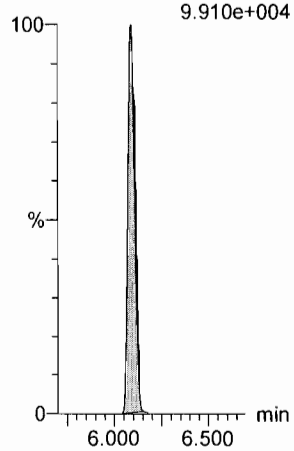

13C2-PFTeDA

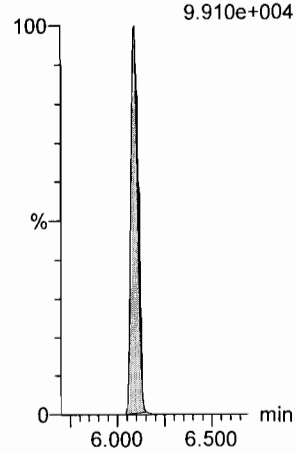

d5-N-ETFOSA

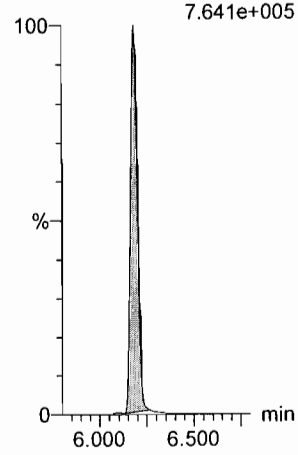

13C2-PFHxDA

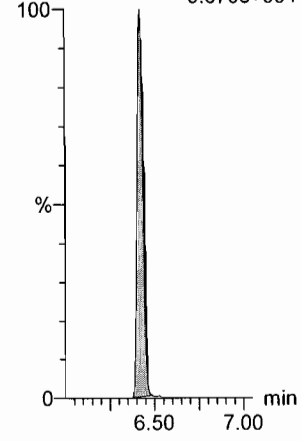

Dataset: F:\Projects\PFAS.PRO\Results\180129M1\180129M1-42.qld

Last Altered: Tuesday, January 30, 2018 08:50:00 Pacific Standard Time
Printed: Tuesday, January 30, 2018 08:50:27 Pacific Standard Time

Name: 180129M1_42, Date: 29-Jan-2018, Time: 18:07:00, ID: ST180129M1-12 PFC CS3 18A1909, Description: PFC CS3 18A1909

PFODA
F64:MRM of 1 channel,ES-
913.1 > 868.8
2.253e+005

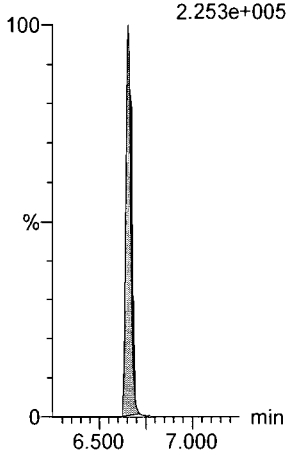

N-MeFOSE
F55:MRM of 1 channel,ES-
616.1 > 58.9
2.122e+005

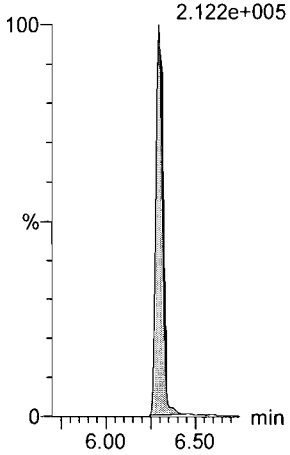

N-EtFOSE
F57:MRM of 1 channel,ES-
630.1 > 58.9
2.614e+005

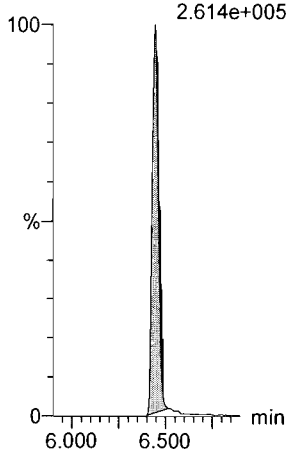

13C4-PFBA
F3:MRM of 1 channel,ES-
217. > 171.8
1.956e+005

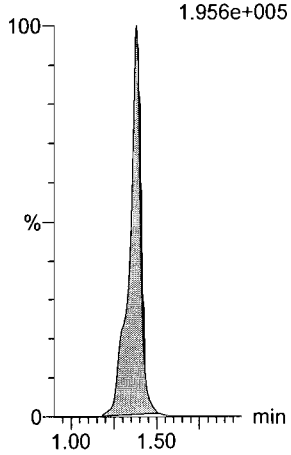

13C5-PFHxA
F10:MRM of 1 channel,ES-
318 > 272.9
4.856e+005

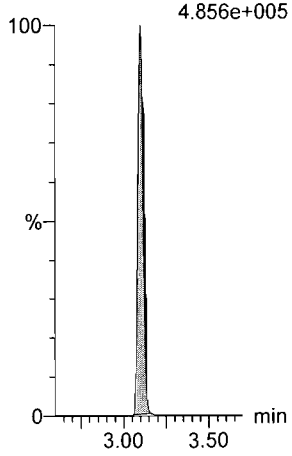

13C4-PFOS
F32:MRM of 1 channel,ES-
503 > 79.9
1.140e+005

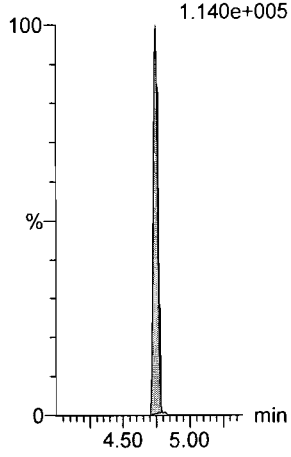

13C2-PFHxDA
F63:MRM of 1 channel,ES-
815 > 769.7
9.670e+004

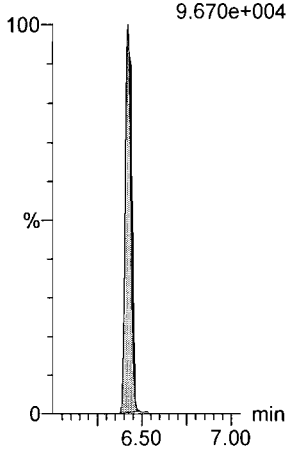

d7-N-MeFOSE
F56:MRM of 1 channel,ES-
623.1 > 58.9
7.055e+005

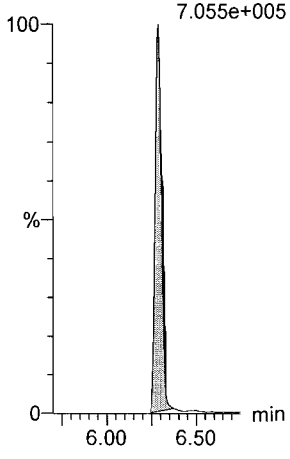

d9-N-EtFOSE
F58:MRM of 1 channel,ES-
639.2 > 58.8
7.482e+005

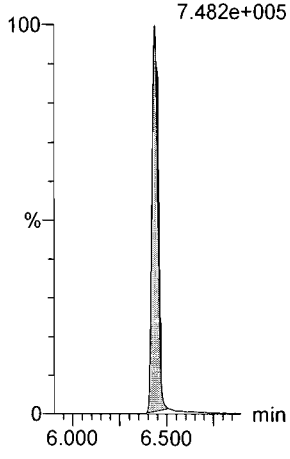

13C3-PFHxS
F18:MRM of 1 channel,ES-
401.9 > 79.9
1.378e+005

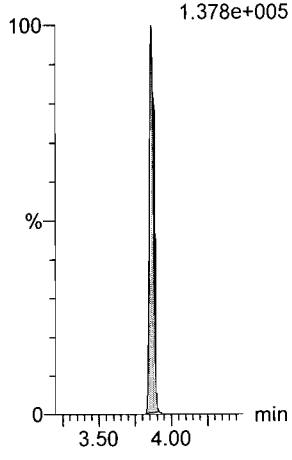

13C8-PFOA
F22:MRM of 1 channel,ES-
421.3 > 376
5.088e+005

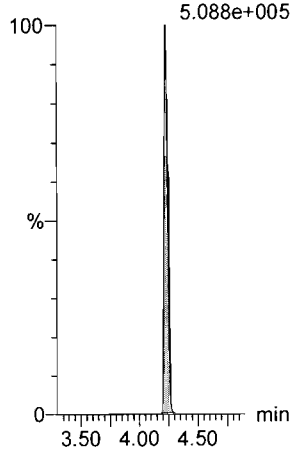

13C9-PFNA
F28:MRM of 1 channel,ES-
472.2 > 426.9
5.382e+005

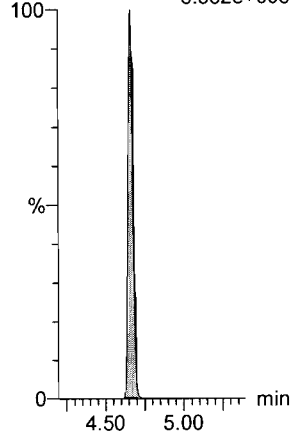

Dataset: F:\Projects\PFAS.PRO\Results\180129M1\180129M1-42.qld

Last Altered: Tuesday, January 30, 2018 08:50:00 Pacific Standard Time
Printed: Tuesday, January 30, 2018 08:50:27 Pacific Standard Time

Name: 180129M1_42, Date: 29-Jan-2018, Time: 18:07:00, ID: ST180129M1-12 PFC CS3 18A1909, Description: PFC CS3 18A1909

13C6-PFDA

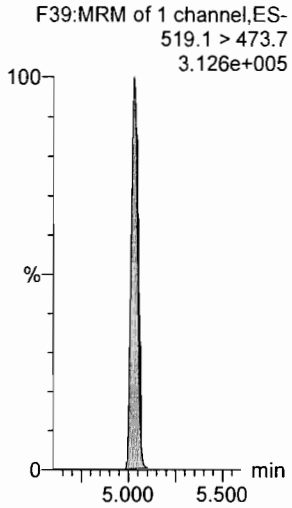

13C7-PFUdA

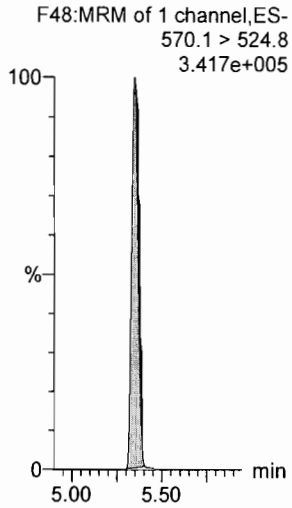

Vista Analytical Laboratory

Dataset: F:\Projects\PFAS.PRO\Results\180129M1\180129M1-63.qld

Last Altered: Tuesday, January 30, 2018 08:53:16 Pacific Standard Time
Printed: Tuesday, January 30, 2018 08:53:23 Pacific Standard Time

(A) PFTeDA > 130%.

AC 1/30/18

VA. 01/30/2018

Method: F:\Projects\PFAS.PRO\MethDB\PFAS_FULL_80C_012518.mdb 26 Jan 2018 09:01:53
Calibration: F:\Projects\PFAS.PRO\CurveDB\C18_VAL-PFAS_Q4_01-29-18-FULL.cdb 30 Jan 2018 08:15:32

Name: 180129M1_63, Date: 29-Jan-2018, Time: 22:08:01, ID: ST180129M1-13 PFC CS0 18A1906, Description: PFC CS0 18A1906

	#	Name	Trace	Area	IS Area	RRF	Pred.RT	RT	y Axis Resp.	Conc.	%Rec	Recovery Out	
1	1	PFBA	213.0 > 168.8	1.30e3	1.37e4		1.29	1.39	1.19	1.05	104.9	NO	
2	2	PFPeA	263.1 > 218.9	1.32e3	1.55e4		2.27	2.34	1.07	1.02	102.2	NO	
3	3	PFBS	299.0 > 79.7	2.86e2	2.17e3		2.56	2.61	1.65	0.861	86.1	NO	
4	4	PFHxA	313.2 > 268.9	1.59e3	4.56e3		3.05	3.11	1.74	1.09	108.7	NO	
5	5	PFHpA	363.0 > 318.9	1.41e3	1.32e4		3.68	3.73	1.33	0.967	96.7	NO	
6	6	L-PFHxS	398.9 > 79.6	2.19e2	1.47e3		3.80	3.87	1.86	1.06	105.8	NO	
7	8	6:2 FTS	427.1 > 407	2.80e2	1.66e4		4.15	4.19	0.210	0.953	95.3	NO	
8	9	L-PFOA	413 > 368.7	1.76e3	1.66e4		4.20	4.24	1.32	1.25	125.0	NO	
9	11	PFHpS	449 > 80.0	4.26e2	4.02e3		4.30	4.35	1.33	1.23	123.5	NO	
10	12	PFNA	463.0 > 418.8	1.93e3	1.67e4		4.65	4.67	1.44	1.10	110.2	NO	
11	13	PFOSA	498.1 > 77.8	3.43e2	3.43e3		4.70	4.74	1.25	1.13	113.0	NO	
12	14	L-PFOS	499 > 79.9	3.27e2	4.02e3		4.75	4.75	1.02	0.811	81.1	NO	
13	16	PFDA	513 > 468.8	1.70e3	1.25e4		5.03	5.04	1.70	1.26	126.2	NO	
14	17	8:2 FTS	527 > 506.9	3.74e2	1.25e4		5.00	5.01	0.373	1.02	102.2	NO	
15	18	N-MeFOSAA	570.1 > 419	7.96e2	8.41e3		5.20	5.19	1.18	0.806	80.6	NO	
16	19	N-EtFOSAA	584.2 > 419	6.09e2	7.02e3		5.30	5.35	1.09	1.03	103.4	NO	
17	20	PFUdA	563.0 > 518.9	1.62e3	1.95e4		5.36	5.35	1.04	0.999	99.9	NO	
18	21	PFDS	598.8 > 80	3.27e2	1.45e4		5.40	5.40	0.282	0.780	78.0	NO	
19	22	PFDoA	612.9 > 569.0	1.87e3	1.45e4		5.65	5.64	1.62	1.12	111.6	NO	
20	23	N-MeFOSA	512.1 > 168.9	7.85e2	2.03e4		5.70	5.79	5.81	5.22	104.5	NO	
21	24	PFTrDA	662.9 > 618.9	1.72e3	1.45e4		5.90	5.88	1.48	0.867	86.7	NO	
22	25	PFTeDA	712.9 > 668.8	1.08e3	4.67e3		6.12	6.09	2.89	1.34	134.2	YES	(A)
23	26	N-EtFOSA	526.1 > 168.9	9.98e2	3.13e4		6.12	6.17	4.79	4.91	98.2	NO	
24	27	PFHxDA	813.1 > 768.6	4.94e2	4.52e3		6.46	6.43	0.546	0.953	95.3	NO	
25	28	PFODA	913.1 > 868.8	7.35e2	4.52e3		6.70	6.66	0.812	1.03	103.3	NO	
26	29	N-MeFOSE	616.1 > 58.9	1.02e3	2.37e4		6.31	6.30	6.45	5.77	115.5	NO	
27	30	N-EtFOSE	630.1 > 58.9	1.10e3	2.76e4		6.45	6.45	5.96	4.72	94.5	NO	
28	31	13C3-PFBA	216.1 > 171.8	1.37e4	1.49e4	0.861	1.30	1.39	11.5	13.4	107.2	NO	
29	32	13C3-PFPeA	266. > 221.8	1.55e4	1.77e4	0.860	2.27	2.34	10.9	12.7	101.5	NO	
30	33	13C3-PFBS	302. > 98.8	2.17e3	1.77e4	0.106	2.56	2.61	1.53	14.5	116.1	NO	
31	34	13C2-PFHxA	315 > 269.8	4.56e3	1.77e4	0.705	3.05	3.11	3.22	4.57	91.5	NO	

Vista Analytical Laboratory

Dataset: F:\Projects\PFAS.PRO\Results\180129M1\180129M1-63.qld

Last Altered: Tuesday, January 30, 2018 08:53:16 Pacific Standard Time
Printed: Tuesday, January 30, 2018 08:53:23 Pacific Standard Time

Name: 180129M1_63, Date: 29-Jan-2018, Time: 22:08:01, ID: ST180129M1-13 PFC CS0 18A1906, Description: PFC CS0 18A1906

	#	Name	Trace	Area	IS Area	RRF	Pred.RT	RT	y Axis Resp.	Conc.	%Rec	Recovery Out
32	35	13C4-PFHpA	367.2 > 321.8	1.32e4	1.77e4	0.688	3.68	3.73	9.31	13.5	108.4	NO
33	36	18O2-PFHxS	403.0 > 102.6	1.47e3	4.47e3	0.348	3.80	3.87	4.12	11.8	94.7	NO
34	37	13C2-6:2 FTS	429.1 > 408.9	4.14e3	1.64e4	0.238	4.15	4.18	3.15	13.2	105.7	NO
35	38	13C2-PFOA	414.9 > 369.7	1.66e4	1.64e4	1.190	4.20	4.24	12.7	10.6	85.2	NO
36	39	13C5-PFNA	468.2 > 422.9	1.67e4	1.57e4	0.999	4.65	4.67	13.3	13.3	106.8	NO
37	40	13C8-PFOSA	506.1 > 77.7	3.43e3	2.13e4	0.211	4.70	4.74	2.01	9.51	76.1	NO
38	41	13C8-PFOS	507.0 > 79.9	4.02e3	4.49e3	0.957	4.75	4.75	11.2	11.7	93.6	NO
39	42	13C2-PFDA	515.1 > 469.9	1.25e4	1.23e4	0.965	5.03	5.04	12.7	13.2	105.6	NO
40	43	13C2-8:2 FTS	529.1 > 508.7	3.29e3	1.77e4	0.162	5.00	5.01	2.32	14.3	114.5	NO
41	44	d3-N-MeFOSAA	573.3 > 419	8.41e3	2.13e4	0.398	5.20	5.18	4.93	12.4	99.2	NO
42	45	d5-N-EtFOSAA	589.3 > 419	7.02e3	2.13e4	0.435	5.30	5.34	4.11	9.46	75.7	NO
43	46	13C2-PFUdA	565 > 519.8	1.95e4	2.13e4	1.057	5.36	5.36	11.4	10.8	86.4	NO
44	47	13C2-PFDoA	615.0 > 569.7	1.45e4	2.13e4	0.851	5.65	5.64	8.49	9.97	79.8	NO
45	48	d3-N-MeFOSA	515.2 > 168.9	2.03e4	2.13e4	0.098	5.70	5.82	11.9	122	81.2	NO
46	49	13C2-PFTeDA	714.8 > 669.6	4.67e3	2.13e4	0.403	6.12	6.09	2.74	6.79	54.4	NO
47	50	d5-N-ETFOSA	531.1 > 168.9	3.13e4	2.13e4	0.149	6.25	6.18	18.3	123	82.3	NO
48	51	13C2-PFHxDA	815 > 769.7	4.52e3	2.13e4	0.745	6.46	6.42	2.65	3.56	71.2	NO
49	52	d7-N-MeFOSE	623.1 > 58.9	2.37e4	2.13e4	0.118	6.31	6.29	13.9	118	78.8	NO
50	53	d9-N-EtFOSE	639.2 > 58.8	2.76e4	2.13e4	0.115	6.12	6.44	16.2	141	94.0	NO
51	54	13C4-PFBA	217. > 171.8	1.49e4	1.49e4	1.000	1.30	1.39	12.5	12.5	100.0	NO
52	55	13C5-PFHxA	318 > 272.9	1.77e4	1.77e4	1.000	3.05	3.11	12.5	12.5	100.0	NO
53	56	13C3-PFHxS	401.9 > 79.9	4.47e3	4.47e3	1.000	3.80	3.87	12.5	12.5	100.0	NO
54	57	13C8-PFOA	421.3 > 376	1.64e4	1.64e4	1.000	4.20	4.24	12.5	12.5	100.0	NO
55	58	13C9-PFNA	472.2 > 426.9	1.57e4	1.57e4	1.000	4.65	4.67	12.5	12.5	100.0	NO
56	59	13C4-PFOS	503 > 79.9	4.49e3	4.49e3	1.000	4.60	4.75	12.5	12.5	100.0	NO
57	60	13C6-PFDA	519.1 > 473.7	1.23e4	1.23e4	1.000	5.03	5.04	12.5	12.5	100.0	NO
58	61	13C7-PFUdA	570.1 > 524.8	2.13e4	2.13e4	1.000	5.36	5.36	12.5	12.5	100.0	NO

Vista Analytical Laboratory

Dataset: Untitled

Last Altered: Tuesday, January 30, 2018 10:51:19 Pacific Standard Time
Printed: Tuesday, January 30, 2018 10:52:40 Pacific Standard Time

Method: F:\Projects\PFAS.PRO\MethDB\PFAS_FULL_80C_012518.mdb 26 Jan 2018 09:01:53
Calibration: F:\Projects\PFAS.PRO\CurveDB\C18_VAL-PFAS_Q4_01-29-18-FULL.cdb 30 Jan 2018 08:15:32

Compound name: PFBA

	Name	ID	Acq.Date	Acq.Time
1	180129M1_1	IPA	29-Jan-18	10:16:04
2	180129M1_2	ST180129M1-1 PFC CS-2 18A1904	29-Jan-18	10:27:35
3	180129M1_3	ST180129M1-2 PFC CS-1 18A1905	29-Jan-18	10:39:02
4	180129M1_4	ST180129M1-3 PFC CS0 18A1906	29-Jan-18	10:50:31
5	180129M1_5	ST180129M1-4 PFC CS1 18A1907	29-Jan-18	11:02:00
6	180129M1_6	ST180129M1-5 PFC CS2 18A1908	29-Jan-18	11:13:30
7	180129M1_7	ST180129M1-6 PFC CS3 18A1909	29-Jan-18	11:24:59
8	180129M1_8	ST180129M1-7 PFC CS4 18A1910	29-Jan-18	11:36:29
9	180129M1_9	ST180129M1-8 PFC CS5 18A1911	29-Jan-18	11:47:59
10	180129M1_10	ST180129M1-9 PFC CS6 18A2403	29-Jan-18	11:59:26
11	180129M1_11	ST180129M1-10 PFC CS7 18A2404	29-Jan-18	12:10:56
12	180129M1_12	IPA	29-Jan-18	12:22:23
13	180129M1_13	ICV180129M1-1 PFC ICV 18A1903	29-Jan-18	12:33:53
14	180129M1_14	IPA	29-Jan-18	12:45:23
15	180129M1_15	B8A0103-BS1 OPR 0.25	29-Jan-18	12:56:54
16	180129M1_16	IPA	29-Jan-18	13:08:19
17	180129M1_17	B8A0103-BLK1 Method Blank 0.25	29-Jan-18	13:19:46
18	180129M1_18	1800092-01 WT1801101415AB 0.25828	29-Jan-18	13:31:15
19	180129M1_19	1800092-02 WT1801101430AB 0.25737	29-Jan-18	13:42:44
20	180129M1_20	1800092-03 WR1801101500AB 0.256	29-Jan-18	13:54:15
21	180129M1_21	1800092-04 WT1801101440AB 0.25087	29-Jan-18	14:05:41
22	180129M1_22	1800092-05 WR1801101525AB 0.25614	29-Jan-18	14:17:11
23	180129M1_23	1800092-06 WT1801101545AB 0.25622	29-Jan-18	14:28:41
24	180129M1_24	1800092-07 WT1801101605AB 0.2499	29-Jan-18	14:40:11
25	180129M1_25	1800092-08 WT1801101620AB 0.25498	29-Jan-18	14:51:41
26	180129M1_26	1800092-09 WT1801101635AB 0.25384	29-Jan-18	15:03:11
27	180129M1_27	1800092-10 WT1801110810AB 0.25852	29-Jan-18	15:14:40
28	180129M1_28	IPA	29-Jan-18	15:26:09
29	180129M1_29	ST180129M1-11 PFC CS3 18A1909	29-Jan-18	15:37:39
30	180129M1_30	IPA	29-Jan-18	15:49:08
31	180129M1_31	1800092-11 WT1801110820AB 0.25871	29-Jan-18	16:00:38

Dataset: Untitled

Last Altered: Tuesday, January 30, 2018 10:51:19 Pacific Standard Time
Printed: Tuesday, January 30, 2018 10:52:40 Pacific Standard Time

Compound name: PFBA

	Name	ID	Acq.Date	Acq.Time
32	180129M1_32	1800092-12 WT1801110830AB 0.25794	29-Jan-18	16:12:08
33	180129M1_33	1800092-13 WR1801110905AB 0.24937	29-Jan-18	16:23:36
34	180129M1_34	1800092-14 WT1801110925AB 0.2499	29-Jan-18	16:35:05
35	180129M1_35	1800092-15 WT1801110930AB 0.24861	29-Jan-18	16:46:34
36	180129M1_36	1800092-16 FB1801110935AB 0.24833	29-Jan-18	16:58:04
37	180129M1_37	1800092-17 WR1801110955AB 0.25343	29-Jan-18	17:09:32
38	180129M1_38	1800092-18 WT1801111030AB 0.25343	29-Jan-18	17:21:01
39	180129M1_39	1800092-19 WT1801111055AB 0.25311	29-Jan-18	17:32:30
40	180129M1_40	1800092-20 WR1801111105AB 0.25268	29-Jan-18	17:44:00
41	180129M1_41	IPA	29-Jan-18	17:55:29
42	180129M1_42	ST180129M1-12 PFC CS3 18A1909	29-Jan-18	18:07:00
43	180129M1_43	IPA	29-Jan-18	18:18:29
44	180129M1_44	B8A0163-BS1 OPR 0.25	29-Jan-18	18:30:02
45	180129M1_45	B8A0163-BLK1 Method Blank 0.25	29-Jan-18	18:41:26
46	180129M1_46	B8A0163-MS1 Matrix Spike 0.11727	29-Jan-18	18:52:53
47	180129M1_47	B8A0163-MSD1 Matrix Spike Dup 0.11919	29-Jan-18	19:04:22
48	180129M1_48	1800153-11RE1 FT-FRB02-20180117 0.22638	29-Jan-18	19:15:52
49	180129M1_49	1800184-01 REEPDW129FRB 0.11583	29-Jan-18	19:27:21
50	180129M1_50	1800184-02 REEPDW130FRB 0.11966	29-Jan-18	19:38:51
51	180129M1_51	1800184-03 REEPDW131FRB 0.11947	29-Jan-18	19:50:20
52	180129M1_52	1800188-01 REEPDW132FRB 0.11996	29-Jan-18	20:01:42
53	180129M1_53	1800188-02 REEPDW133FRB 0.11579	29-Jan-18	20:13:09
54	180129M1_54	1800188-03 REEPDW134FRB 0.11795	29-Jan-18	20:24:39
55	180129M1_55	1800204-01 REEPDW135 0.12126	29-Jan-18	20:36:09
56	180129M1_56	1800204-02 REEPDW136 0.1177	29-Jan-18	20:47:38
57	180129M1_57	1800204-03 REEPDW137 0.11904	29-Jan-18	20:59:07
58	180129M1_58	1800204-04 REEPDW138 0.11522	29-Jan-18	21:10:36
59	180129M1_59	1800204-05 REEPDW139 0.12116	29-Jan-18	21:22:06
60	180129M1_60	1800204-06 REEPDW140 0.11819	29-Jan-18	21:33:35
61	180129M1_61	1800204-07 REEPDW513 0.11719	29-Jan-18	21:45:05
62	180129M1_62	IPA	29-Jan-18	21:56:35
63	180129M1_63	ST180129M1-13 PFC CS0 18A1906	29-Jan-18	22:08:01
64	180129M1_64	IPA	29-Jan-18	22:19:28
65	180129M1_65	1800206-01 REEPDW135FRB 0.11858	29-Jan-18	22:30:57

Vista Analytical Laboratory

Dataset: Untitled

Last Altered: Tuesday, January 30, 2018 10:51:19 Pacific Standard Time
Printed: Tuesday, January 30, 2018 10:52:40 Pacific Standard Time

Compound name: PFBA

	Name	ID	Acq.Date	Acq.Time
66	180129M1_66	1800206-02 REEPDW136FRB 0.1192	29-Jan-18	22:42:22
67	180129M1_67	1800206-03 REEPDW137FRB 0.11978	29-Jan-18	22:53:49
68	180129M1_68	1800206-04 REEPDW138FRB 0.11956	29-Jan-18	23:05:16
69	180129M1_69	1800206-05 REEPDW139FRB 0.12003	29-Jan-18	23:16:42
70	180129M1_70	1800206-06 REEPDW140FRB 0.11974	29-Jan-18	23:28:09
71	180129M1_71	B8A0115-BS1 OPR 0.25	29-Jan-18	23:39:38
72	180129M1_72	B8A0115-BLK1 Method Blank 0.25	29-Jan-18	23:51:05
73	180129M1_73	B8A0115-MS1@10X Matrix Spike 0.25673	30-Jan-18	00:02:35
74	180129M1_74	B8A0115-MSD1@10X Matrix Spike Dup 0.25042	30-Jan-18	00:14:01
75	180129M1_75	1800121-01 SB01-20180115 0.28035	30-Jan-18	00:25:28
76	180129M1_76	1800121-02 EB01-20180115 0.25066	30-Jan-18	00:36:55
77	180129M1_77	1800121-03 IRSite5-GW-05W07-20180115 0.2...	30-Jan-18	00:48:22
78	180129M1_78	1800121-04@10X IRSite5-GW-05W06-201801...	30-Jan-18	00:59:53
79	180129M1_79	1800121-05 IRSite5-GW-05W08-20180115 0.2...	30-Jan-18	01:11:23
80	180129M1_80	1800121-06 IRSite5-GW-05W01-20180115 0.2...	30-Jan-18	01:22:50
81	180129M1_81	1800121-07@10X IRSite5-GW-05W03-201801...	30-Jan-18	01:34:19
82	180129M1_82	1800121-08@10 UXOSite14-GW-DPW79A-201...	30-Jan-18	01:45:46
83	180129M1_83	1800121-09 UXOSite14-GW-DPW78A-2018011...	30-Jan-18	01:57:16
84	180129M1_84	1800121-10@10 UXOSite14-GW-DPW77A-201...	30-Jan-18	02:08:46
85	180129M1_85	1800121-11@10X IRSite1-GW-01W48A -20180...	30-Jan-18	02:20:12
86	180129M1_86	IPA	30-Jan-18	02:31:42
87	180129M1_87	ST180129M1-14 PFC CS3 18A1909	30-Jan-18	02:43:12
88	180129M1_88	IPA	30-Jan-18	02:54:41
89	180129M1_89	1800121-12@10X IRSite1-GW-01W49A- 20180...	30-Jan-18	03:06:11
90	180129M1_90	1800121-13@10X IRSite1-GW-01W13A- 20180...	30-Jan-18	03:17:40
91	180129M1_91	1800121-14@10X DUP01-20180115 0.26578	30-Jan-18	03:29:09
92	180129M1_92	1800132-14 PITTS-EB-011118-1400 0.12081	30-Jan-18	03:40:38
93	180129M1_93	B8A0121-BS1 OPR 0.25	30-Jan-18	03:52:08
94	180129M1_94	B8A0121-BLK1 Method Blank 0.25	30-Jan-18	04:03:37
95	180129M1_95	1800135-01 WR1801160935CKA 0.25655	30-Jan-18	04:15:07
96	180129M1_96	1800135-02 WIRR1801161015CKA 0.25732	30-Jan-18	04:26:37
97	180129M1_97	1800135-03 FBIRR1801161015CKA 0.25954	30-Jan-18	04:38:04
98	180129M1_98	1800138-01 GW1216180115RAP 0.25133	30-Jan-18	04:49:30
99	180129M1_99	1800138-02 GW2226180115RAP 0.25969	30-Jan-18	05:00:57

Vista Analytical Laboratory

Dataset: Untitled

Last Altered: Tuesday, January 30, 2018 10:51:19 Pacific Standard Time
Printed: Tuesday, January 30, 2018 10:52:40 Pacific Standard Time

Compound name: PFBA

	Name	ID	Acq.Date	Acq.Time
100	180129M1_100	1800138-03 GW3236180115RAP 0.26041	30-Jan-18	05:12:26
101	180129M1_101	1800138-04 GW4246180116RAP 0.25265	30-Jan-18	05:23:53
102	180129M1_102	IPA	30-Jan-18	05:35:22
103	180129M1_103	ST180129M1-15 PFC CS3 18A1909	30-Jan-18	05:46:51
104	180129M1_104	IPA	30-Jan-18	05:58:22
105	180129M1_105	1800138-05 GW1418180116RAP 0.25524	30-Jan-18	06:09:48
106	180129M1_106	1800138-06 GW2428180117RAP 0.25562	30-Jan-18	06:21:18
107	180129M1_107	1800138-07 GW3438180117RAP 0.25554	30-Jan-18	06:32:47
108	180129M1_108	1800138-08 GW4347180117RAP 0.25876	30-Jan-18	06:44:13
109	180129M1_109	1800138-09 GW5458180118RAP 0.25739	30-Jan-18	06:55:43
110	180129M1_110	B8A0073-BS1 OPR 0.25	30-Jan-18	07:07:13
111	180129M1_111	B8A0073-BLK1 Method Blank 0.25	30-Jan-18	07:18:43
112	180129M1_112	1800050-01 MTBE_7248 0.26646	30-Jan-18	07:30:09
113	180129M1_113	1800050-02 MTBE_7249 0.25952	30-Jan-18	07:41:39
114	180129M1_114	1800050-03 MTBE_7250 0.26018	30-Jan-18	07:53:09
115	180129M1_115	1800051-01 MTBE_9019 0.25962	30-Jan-18	08:04:38
116	180129M1_116	1800052-01 MTBE_7251 0.25582	30-Jan-18	08:16:08
117	180129M1_117	1800053-01 S86637.01 0.11791	30-Jan-18	08:27:37
118	180129M1_118	1800054-01 WR1801081300JLB 0.26088	30-Jan-18	08:39:07
119	180129M1_119	1800054-02 WR1801081330JLB 0.26103	30-Jan-18	08:50:37
120	180129M1_120	IPA	30-Jan-18	09:02:07
121	180129M1_121	ST180129M1-16 PFC CS3 18A1909	30-Jan-18	09:13:37
122	180129M1_122	IPA	30-Jan-18	09:25:05

Vista Analytical Laboratory

Dataset: F:\Projects\PFAS.PRO\Results\180129M1\180129M1-63.qld

Last Altered: Tuesday, January 30, 2018 08:53:16 Pacific Standard Time
Printed: Tuesday, January 30, 2018 08:53:23 Pacific Standard Time

Method: F:\Projects\PFAS.PRO\MethDB\PFAS_FULL_80C_012518.mdb 26 Jan 2018 09:01:53
Calibration: F:\Projects\PFAS.PRO\CurveDB\C18_VAL-PFAS_Q4_01-29-18-FULL.cdb 30 Jan 2018 08:15:32

Name: 180129M1_63, Date: 29-Jan-2018, Time: 22:08:01, ID: ST180129M1-13 PFC CS0 18A1906, Description: PFC CS0 18A1906

PFBA

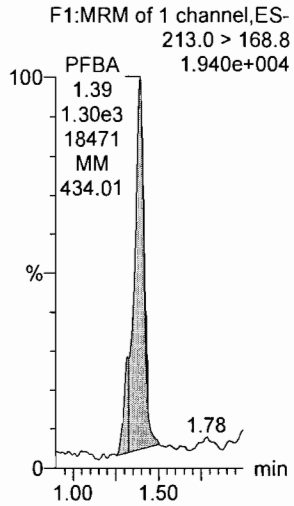

PFPeA



PFBS

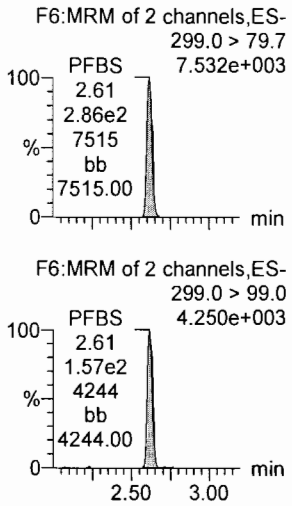

PFHxA

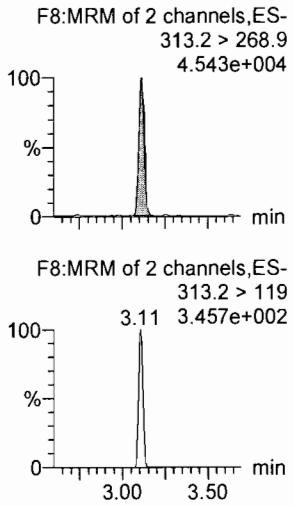

PFHpA

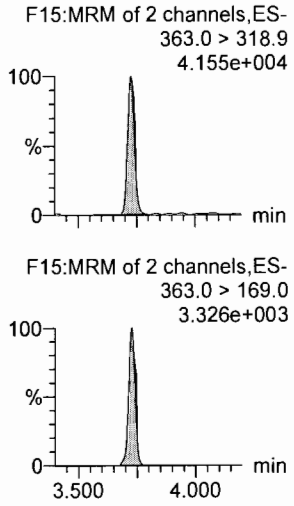

L-PFHxS

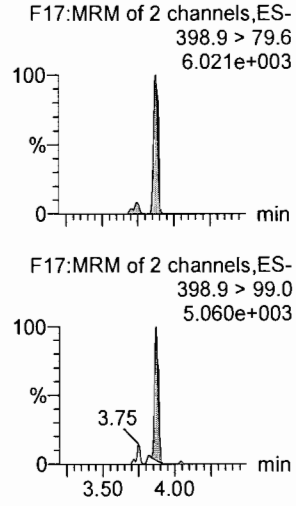

13C3-PFBA

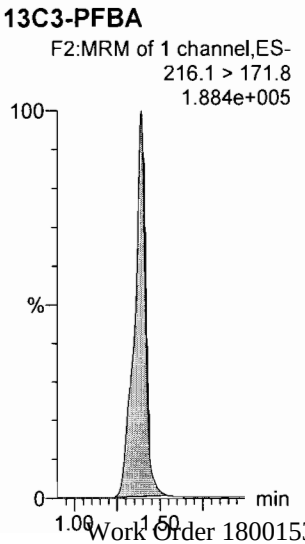

13C3-PFPeA



13C3-PFBS

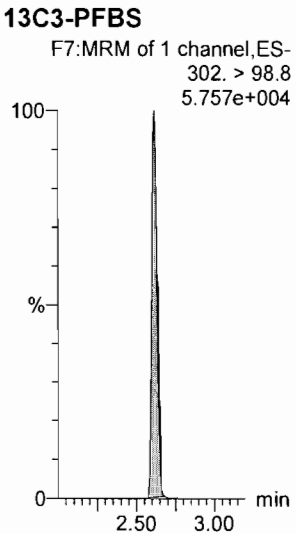

13C2-PFHxA

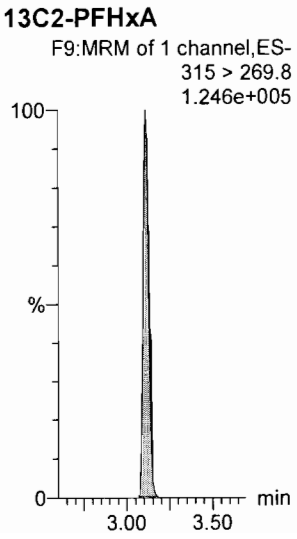

13C4-PFHpA

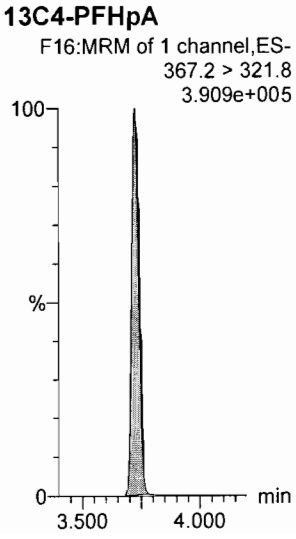

18O2-PFHxS

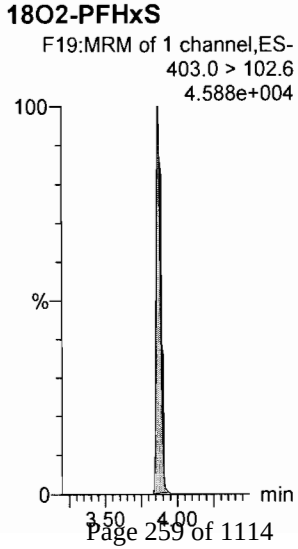

Dataset: F:\Projects\PFAS.PRO\Results\180129M1\180129M1-63.qld

Last Altered: Tuesday, January 30, 2018 08:53:16 Pacific Standard Time
Printed: Tuesday, January 30, 2018 08:53:23 Pacific Standard Time

Name: 180129M1_63, Date: 29-Jan-2018, Time: 22:08:01, ID: ST180129M1-13 PFC CS0 18A1906, Description: PFC CS0 18A1906

6:2 FTS

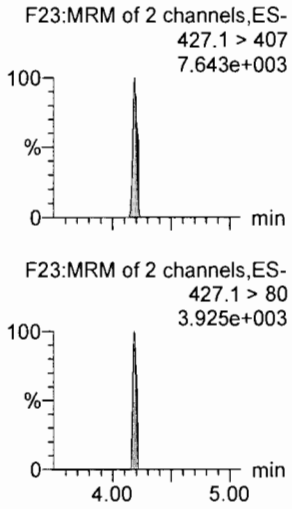

L-PFOA

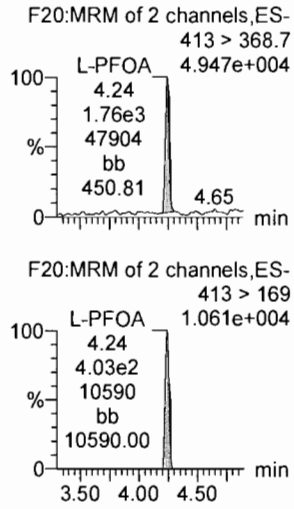

PFHpS

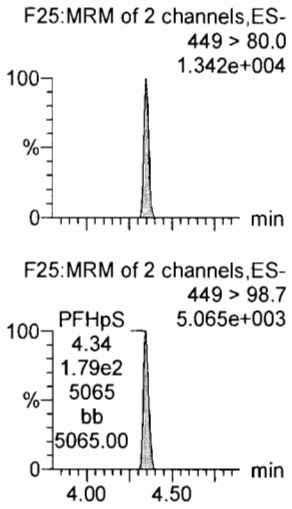

PFNA

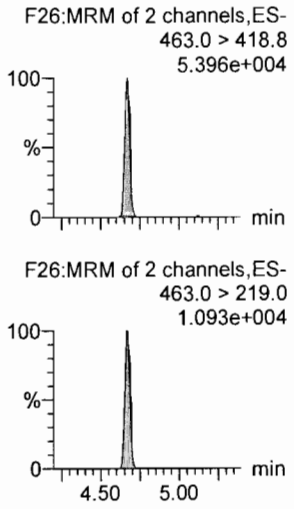

PFOSA

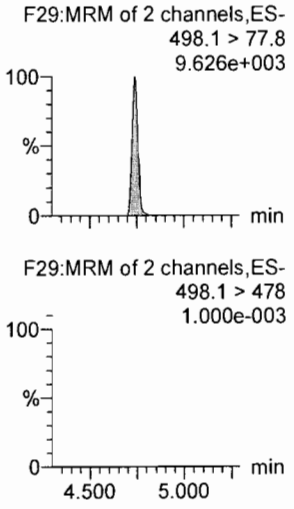

L-PFOS

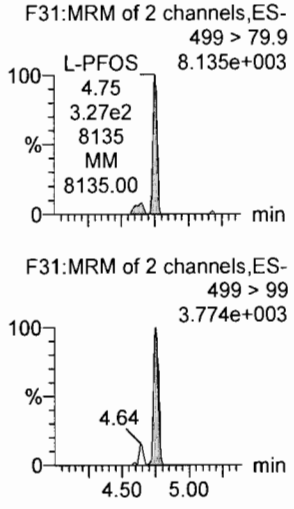

13C2-6:2 FTS

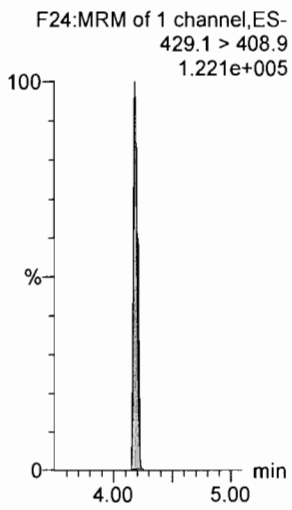

13C2-PFOA

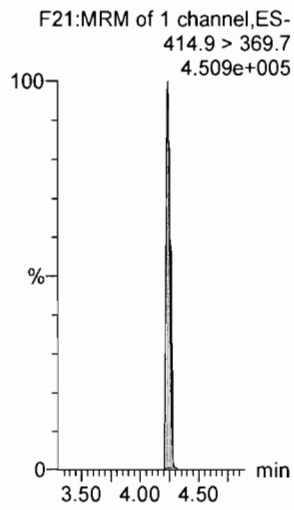

13C2-PFOA

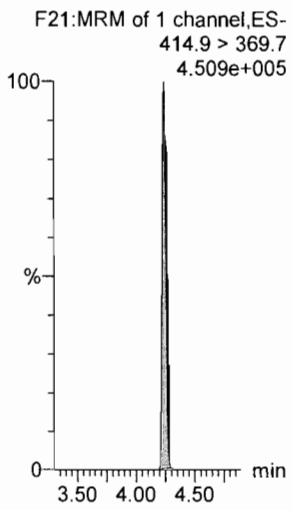

13C5-PFNA

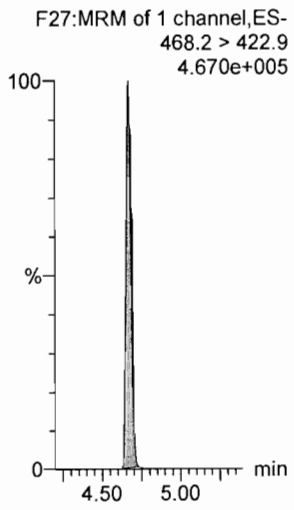

13C8-PFOSA

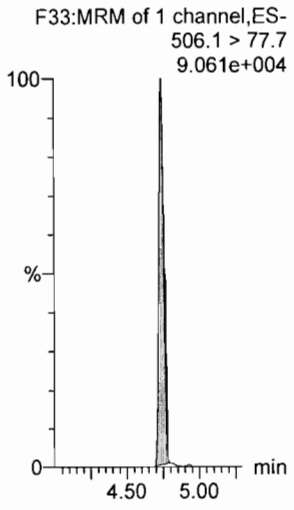

13C8-PFOS

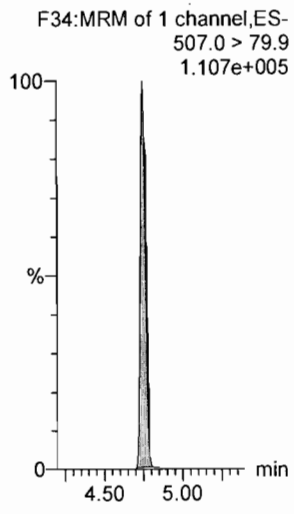

Dataset: F:\Projects\PFAS.PRO\Results\180129M1\180129M1-63.qld

Last Altered: Tuesday, January 30, 2018 08:53:16 Pacific Standard Time
Printed: Tuesday, January 30, 2018 08:53:23 Pacific Standard Time

Name: 180129M1_63, Date: 29-Jan-2018, Time: 22:08:01, ID: ST180129M1-13 PFC CS0 18A1906, Description: PFC CS0 18A1906

PFDA

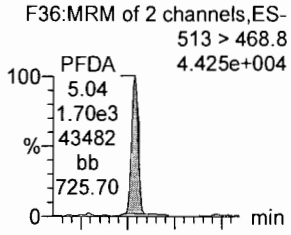

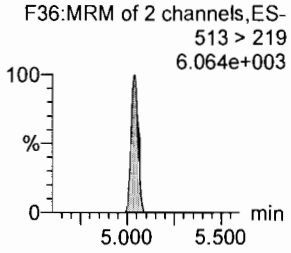

8:2 FTS

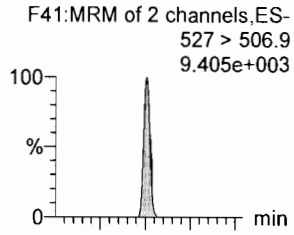

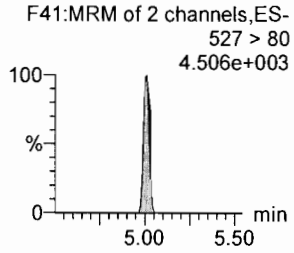

N-MeFOSAA

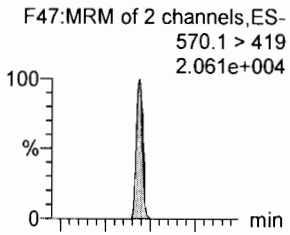

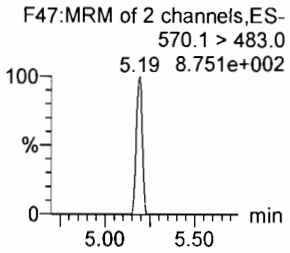

N-EtFOSAA

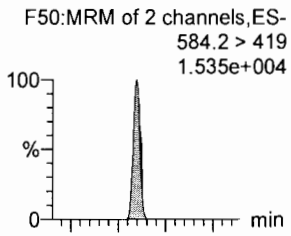

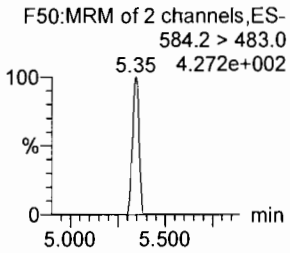

PFUdA

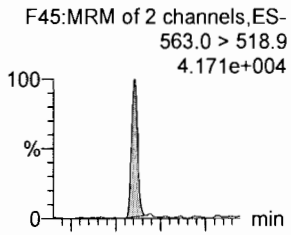

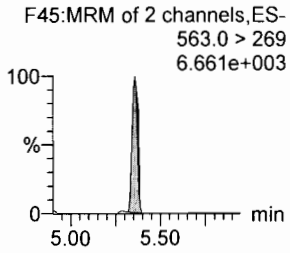

PFDS

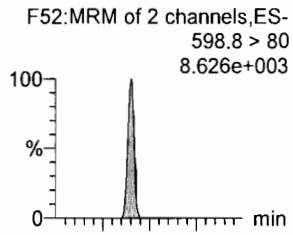

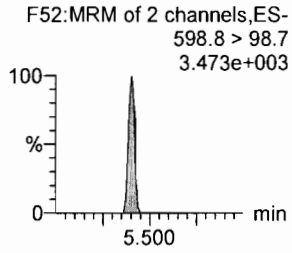

13C2-PFDA

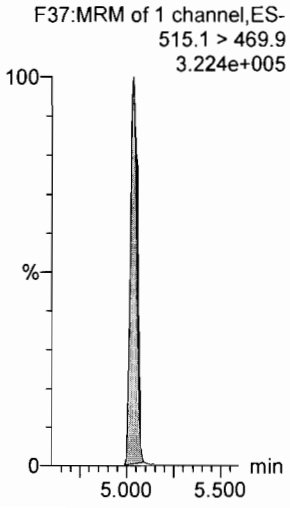

13C2-8:2 FTS

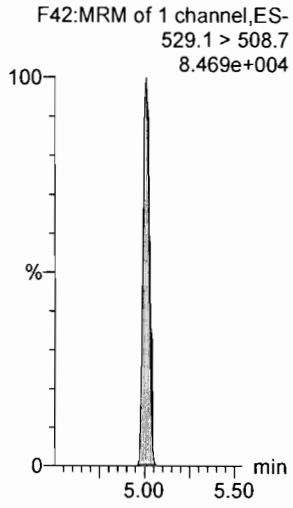

d3-N-MeFOSAA

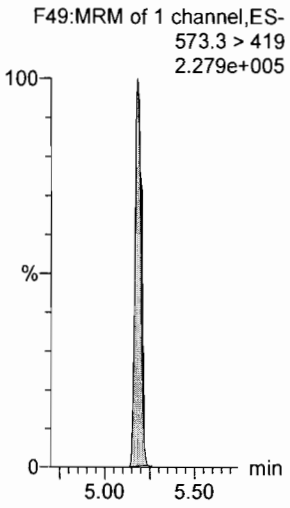

d5-N-EtFOSAA

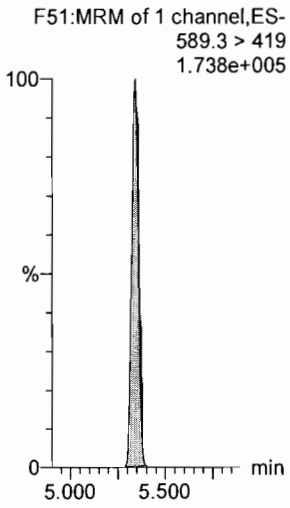

13C2-PFUdA

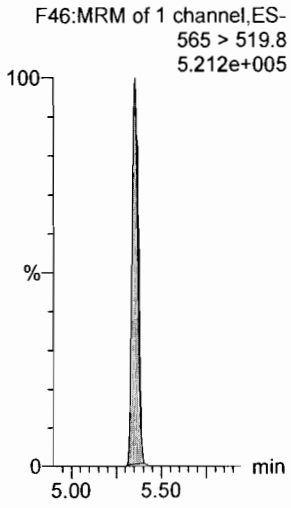

13C2-PFUdA

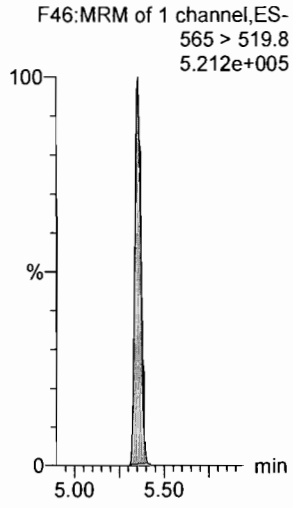

Dataset: F:\Projects\PFAS.PRO\Results\180129M1\180129M1-63.qld

Last Altered: Tuesday, January 30, 2018 08:53:16 Pacific Standard Time
Printed: Tuesday, January 30, 2018 08:53:23 Pacific Standard Time

Name: 180129M1_63, Date: 29-Jan-2018, Time: 22:08:01, ID: ST180129M1-13 PFC CS0 18A1906, Description: PFC CS0 18A1906

PFDoA
F53:MRM of 4 channels,ES-
612.9 > 569.0
5.442e+004

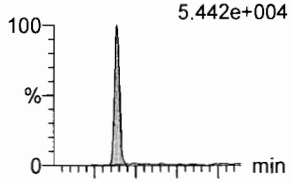

F53:MRM of 4 channels,ES-
612.9 > 318.8
8.250e+003

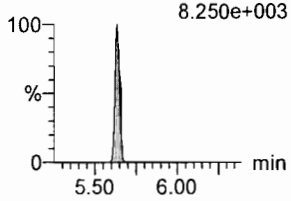

N-MeFOSA
F35:MRM of 2 channels,ES-
512.1 > 168.9
1.919e+004

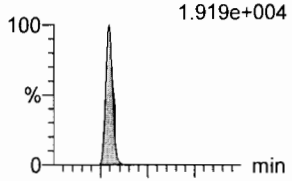

F35:MRM of 2 channels,ES-
512.1 > 219
1.442e+004

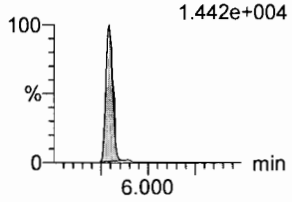

PFTrDA
F59:MRM of 2 channels,ES-
662.9 > 618.9
4.518e+004

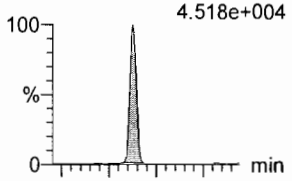

F59:MRM of 2 channels,ES-
662.9 > 319
2.172e+003

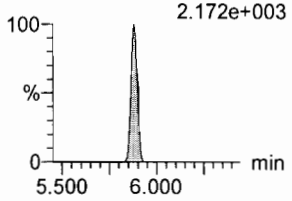

PFTeDA
F60:MRM of 2 channels,ES-
712.9 > 668.8
2.704e+004

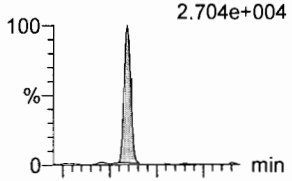

F60:MRM of 2 channels,ES-
712.9 > 369
4.779e+003

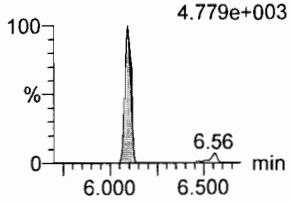

N-EtFOSA
F40:MRM of 2 channels,ES-
526.1 > 168.9
2.395e+004

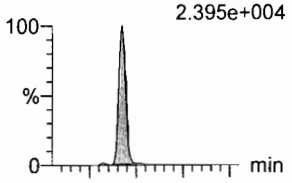

F40:MRM of 2 channels,ES-
526.1 > 219
1.845e+004

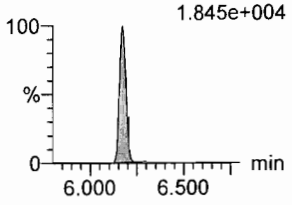

PFHxDA
F62:MRM of 2 channels,ES-
813.1 > 768.6
1.293e+004

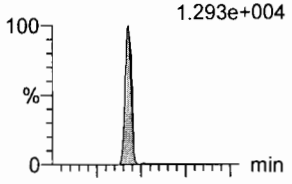

F62:MRM of 2 channels,ES-
813.1 > 219
6.42 1.504e+003

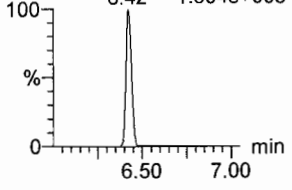

13C2-PFDoA
F54:MRM of 2 channels,ES-
615.0 > 569.7
4.201e+005

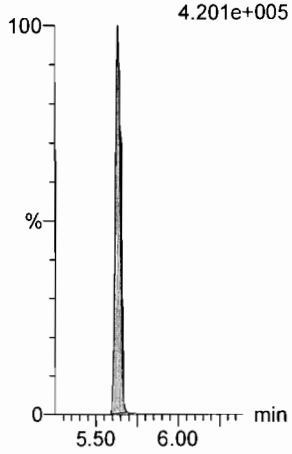

d3-N-MeFOSA
F38:MRM of 1 channel,ES-
515.2 > 168.9
4.851e+005

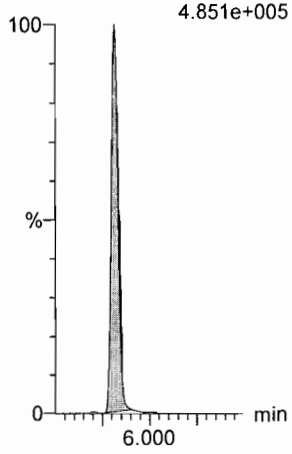

13C2-PFTeDA
F61:MRM of 2 channels,ES-
714.8 > 669.6
1.135e+005

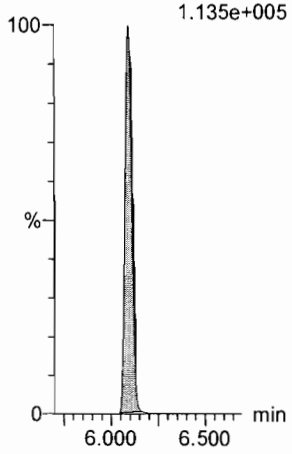

13C2-PFTeDA
F61:MRM of 2 channels,ES-
714.8 > 669.6
1.135e+005

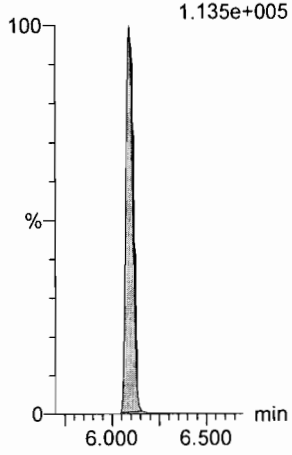

d5-N-ETFOSA
F43:MRM of 1 channel,ES-
531.1 > 168.9
7.652e+005

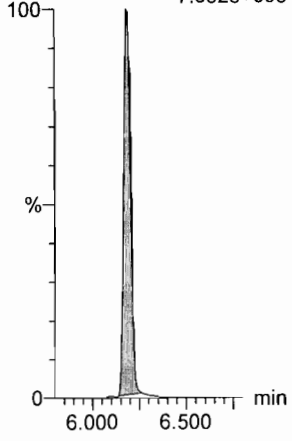

13C2-PFHxDA
F63:MRM of 1 channel,ES-
815 > 769.7
1.275e+005

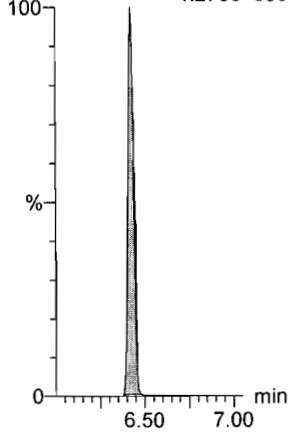

Dataset: F:\Projects\PFAS.PRO\Results\180129M1\180129M1-63.qld

Last Altered: Tuesday, January 30, 2018 08:53:16 Pacific Standard Time
Printed: Tuesday, January 30, 2018 08:53:23 Pacific Standard Time

Name: 180129M1_63, Date: 29-Jan-2018, Time: 22:08:01, ID: ST180129M1-13 PFC CS0 18A1906, Description: PFC CS0 18A1906

PFODA
F64:MRM of 1 channel,ES-
913.1 > 868.8
2.414e+004

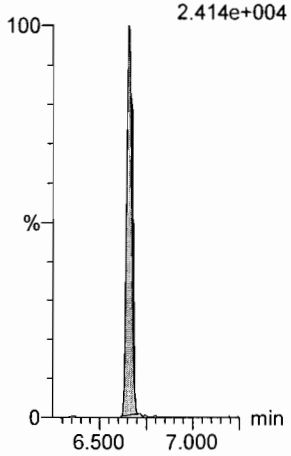

N-MeFOSE
F55:MRM of 1 channel,ES-
616.1 > 58.9
2.364e+004

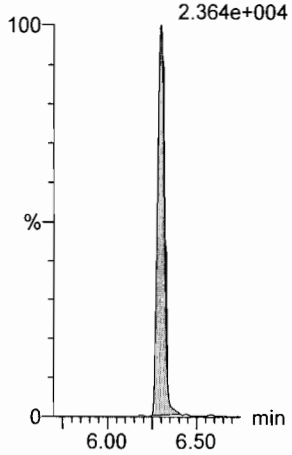

N-EtFOSE
F57:MRM of 1 channel,ES-
630.1 > 58.9
2.883e+004

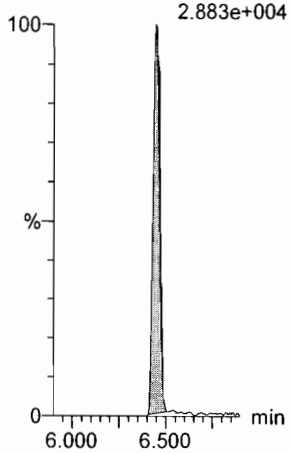

13C4-PFBA
F3:MRM of 1 channel,ES-
217. > 171.8
1.972e+005

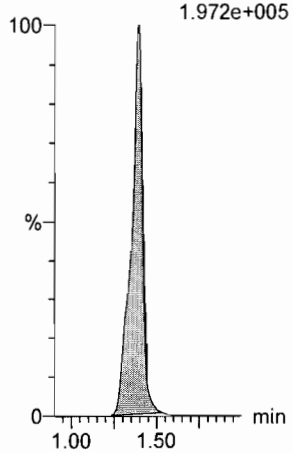

13C5-PFHxA
F10:MRM of 1 channel,ES-
318 > 272.9
4.901e+005

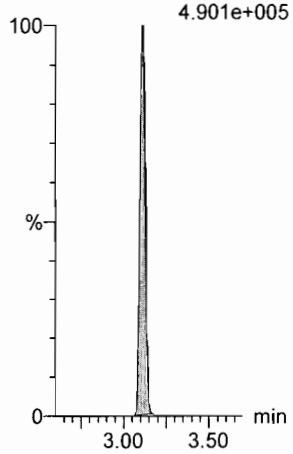

13C4-PFOS
F32:MRM of 1 channel,ES-
503 > 79.9
1.255e+005

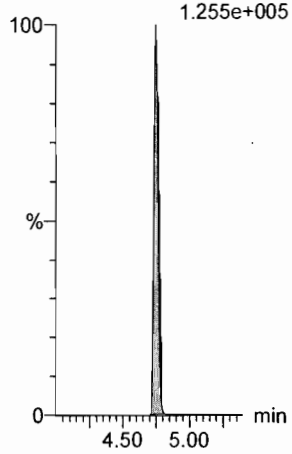

13C2-PFHxDA
F63:MRM of 1 channel,ES-
815 > 769.7
1.275e+005

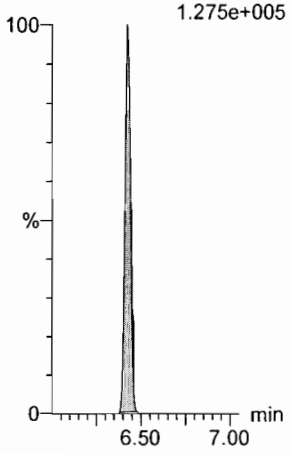

d7-N-MeFOSE
F56:MRM of 1 channel,ES-
623.1 > 58.9
5.298e+005

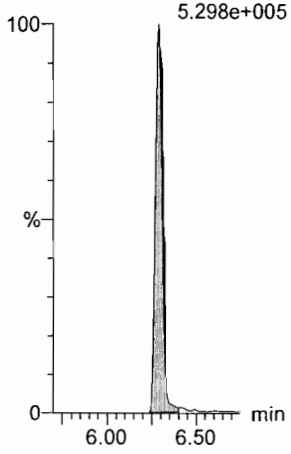

d9-N-EtFOSE
F58:MRM of 1 channel,ES-
639.2 > 58.8
7.784e+005

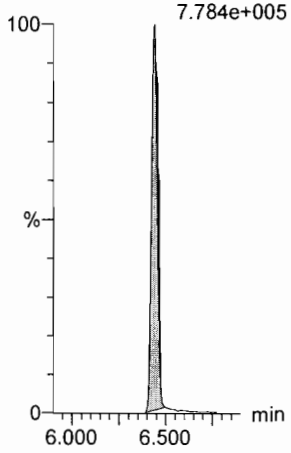

13C3-PFHxS
F18:MRM of 1 channel,ES-
401.9 > 79.9
1.388e+005

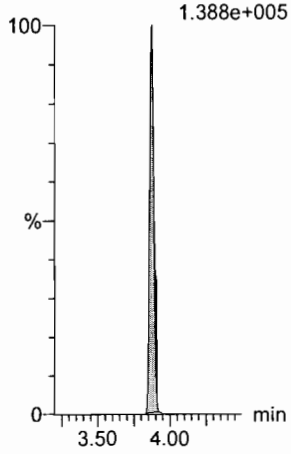

13C8-PFOA
F22:MRM of 1 channel,ES-
421.3 > 376
4.724e+005

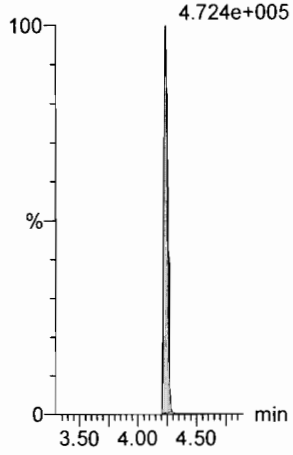

13C9-PFNA
F28:MRM of 1 channel,ES-
472.2 > 426.9
4.303e+005

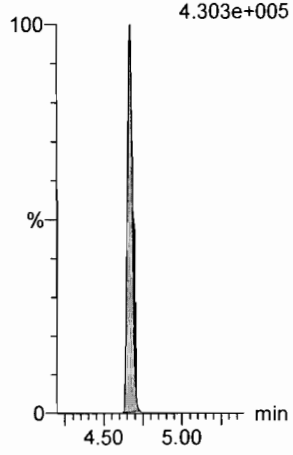

Dataset: F:\Projects\PFAS.PRO\Results\180129M1\180129M1-63.qld

Last Altered: Tuesday, January 30, 2018 08:53:16 Pacific Standard Time
Printed: Tuesday, January 30, 2018 08:53:23 Pacific Standard Time

Name: 180129M1_63, Date: 29-Jan-2018, Time: 22:08:01, ID: ST180129M1-13 PFC CS0 18A1906, Description: PFC CS0 18A1906

13C6-PFDA

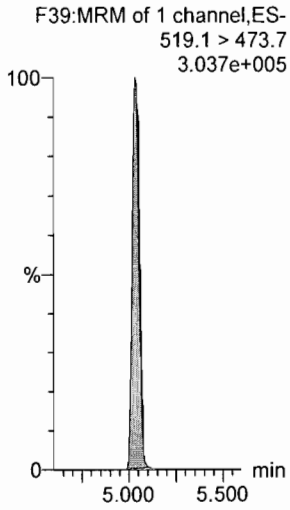

13C7-PFUdA

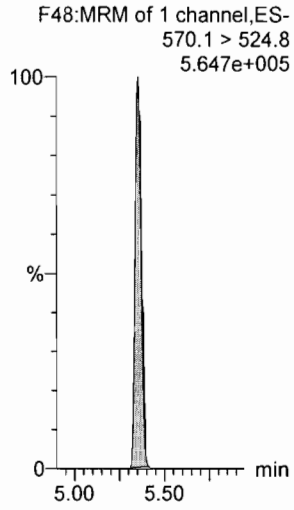

Dataset: F:\Projects\PFAS.PRO\Results\180201M2\180201M2-IIS AREAS.qld

Last Altered: Friday, February 02, 2018 10:27:53 Pacific Standard Time
Printed: Friday, February 02, 2018 10:29:23 Pacific Standard Time

Method: F:\Projects\PFAS.PRO\MethDB\PFAS_RS-2-1-18.mdb 02 Feb 2018 10:13:45
Calibration: 02 Feb 2018 10:14:04

Name: 180201M2_7, Date: 01-Feb-2018, Time: 11:49:38, ID: ST180201M2-6 PFC CS3 18A3012, Description: PFC CS3 18A3012

	#	Name	ID	Area	%Rec	Area Out
1	1	13C4-PFBA	ST180201M2-6 PFC CS3 18A3012	1.12e4	100.0	NO
2	2	13C5-PFHxA	ST180201M2-6 PFC CS3 18A3012	1.20e4	100.0	NO
3	3	13C3-PFHxS	ST180201M2-6 PFC CS3 18A3012	3.38e3	100.0	NO
4	4	13C8-PFOA	ST180201M2-6 PFC CS3 18A3012	1.12e4	100.0	NO
5	5	13C9-PFNA	ST180201M2-6 PFC CS3 18A3012	1.37e4	100.0	NO
6	6	13C4-PFOS	ST180201M2-6 PFC CS3 18A3012	3.16e3	100.0	NO
7	7	13C6-PFDA	ST180201M2-6 PFC CS3 18A3012	1.08e4	100.0	NO
8	8	13C7-PFUdA	ST180201M2-6 PFC CS3 18A3012	1.34e4	100.0	NO

Name: 180201M2_8, Date: 01-Feb-2018, Time: 12:01:08, ID: ST180201M2-7 PFC CS4 18A3013, Description: PFC CS4 18A3013

	#	Name	ID	Area	%Rec	Area Out
1	1	13C4-PFBA	ST180201M2-7 PFC CS4 18A3013	1.06e4	94.9	NO
2	2	13C5-PFHxA	ST180201M2-7 PFC CS4 18A3013	1.22e4	101.6	NO
3	3	13C3-PFHxS	ST180201M2-7 PFC CS4 18A3013	3.37e3	99.6	NO
4	4	13C8-PFOA	ST180201M2-7 PFC CS4 18A3013	1.14e4	102.0	NO
5	5	13C9-PFNA	ST180201M2-7 PFC CS4 18A3013	1.11e4	81.0	NO
6	6	13C4-PFOS	ST180201M2-7 PFC CS4 18A3013	3.02e3	95.7	NO
7	7	13C6-PFDA	ST180201M2-7 PFC CS4 18A3013	1.05e4	97.4	NO
8	8	13C7-PFUdA	ST180201M2-7 PFC CS4 18A3013	1.36e4	101.8	NO

Name: 180201M2_9, Date: 01-Feb-2018, Time: 12:12:35, ID: ST180201M2-8 PFC CS5 18A3014, Description: PFC CS5 18A3014

	#	Name	ID	Area	%Rec	Area Out
1	1	13C4-PFBA	ST180201M2-8 PFC CS5 18A3014	1.06e4	94.9	NO
2	2	13C5-PFHxA	ST180201M2-8 PFC CS5 18A3014	1.19e4	99.8	NO
3	3	13C3-PFHxS	ST180201M2-8 PFC CS5 18A3014	3.16e3	93.3	NO
4	4	13C8-PFOA	ST180201M2-8 PFC CS5 18A3014	1.26e4	112.2	NO
5	5	13C9-PFNA	ST180201M2-8 PFC CS5 18A3014	1.16e4	84.4	NO
6	6	13C4-PFOS	ST180201M2-8 PFC CS5 18A3014	2.89e3	91.3	NO
7	7	13C6-PFDA	ST180201M2-8 PFC CS5 18A3014	9.13e3	84.5	NO
8	8	13C7-PFUdA	ST180201M2-8 PFC CS5 18A3014	1.18e4	88.6	NO

Name: 180201M2_10, Date: 01-Feb-2018, Time: 12:24:05, ID: ST180201M2-9 PFC CS6 18A3015, Description: PFC CS6 18A3015

	#	Name	ID	Area	%Rec	Area Out
1	1	13C4-PFBA	ST180201M2-9 PFC CS6 18A3015	1.08e4	95.8	NO
2	2	13C5-PFHxA	ST180201M2-9 PFC CS6 18A3015	1.17e4	98.1	NO
3	3	13C3-PFHxS	ST180201M2-9 PFC CS6 18A3015	3.18e3	94.0	NO
4	4	13C8-PFOA	ST180201M2-9 PFC CS6 18A3015	1.10e4	97.9	NO
5	5	13C9-PFNA	ST180201M2-9 PFC CS6 18A3015	1.15e4	83.6	NO
6	6	13C4-PFOS	ST180201M2-9 PFC CS6 18A3015	3.02e3	95.5	NO
7	7	13C6-PFDA	ST180201M2-9 PFC CS6 18A3015	1.01e4	93.3	NO
8	8	13C7-PFUdA	ST180201M2-9 PFC CS6 18A3015	1.37e4	103.0	NO

AC 2/2/2018

Dataset: F:\Projects\PFAS.PRO\Results\180201M2\180201M2-IIS AREAS.qld

Last Altered: Friday, February 02, 2018 10:27:53 Pacific Standard Time
Printed: Friday, February 02, 2018 10:29:23 Pacific Standard Time

Name: 180201M2_11, Date: 01-Feb-2018, Time: 12:35:34, ID: ST180201M2-10 PFC CS7 18A3016, Description: PFC CS7 18A3016

	#	Name	ID	Area	%Rec	Area Out
1	1	13C4-PFBA	ST180201M2-10 PFC CS7 18A3016	1.04e4	92.8	NO
2	2	13C5-PFHxA	ST180201M2-10 PFC CS7 18A3016	1.06e4	88.3	NO
3	3	13C3-PFHxS	ST180201M2-10 PFC CS7 18A3016	2.70e3	79.9	NO
4	4	13C8-PFOA	ST180201M2-10 PFC CS7 18A3016	1.09e4	97.7	NO
5	5	13C9-PFNA	ST180201M2-10 PFC CS7 18A3016	1.08e4	78.6	NO
6	6	13C4-PFOS	ST180201M2-10 PFC CS7 18A3016	2.53e3	79.9	NO
7	7	13C6-PFDA	ST180201M2-10 PFC CS7 18A3016	9.52e3	88.1	NO
8	8	13C7-PFUdA	ST180201M2-10 PFC CS7 18A3016	1.16e4	86.8	NO

Name: 180201M2_12, Date: 01-Feb-2018, Time: 12:47:03, ID: IPA, Description: IPA

	#	Name	ID	Area	%Rec	Area Out
1	1	13C4-PFBA	IPA			NO
2	2	13C5-PFHxA	IPA			NO
3	3	13C3-PFHxS	IPA			NO
4	4	13C8-PFOA	IPA			NO
5	5	13C9-PFNA	IPA			NO
6	6	13C4-PFOS	IPA			NO
7	7	13C6-PFDA	IPA			NO
8	8	13C7-PFUdA	IPA			NO

Name: 180201M2_13, Date: 01-Feb-2018, Time: 12:58:32, ID: ICV180201M2-1 PFC ICV 18A3006, Description: PFC ICV 18A3006

	#	Name	ID	Area	%Rec	Area Out
1	1	13C4-PFBA	ICV180201M2-1 PFC ICV 18A3006	1.12e4	99.8	NO
2	2	13C5-PFHxA	ICV180201M2-1 PFC ICV 18A3006	1.16e4	97.4	NO
3	3	13C3-PFHxS	ICV180201M2-1 PFC ICV 18A3006	2.77e3	81.9	NO
4	4	13C8-PFOA	ICV180201M2-1 PFC ICV 18A3006	1.01e4	90.2	NO
5	5	13C9-PFNA	ICV180201M2-1 PFC ICV 18A3006	1.16e4	84.4	NO
6	6	13C4-PFOS	ICV180201M2-1 PFC ICV 18A3006	2.64e3	83.4	NO
7	7	13C6-PFDA	ICV180201M2-1 PFC ICV 18A3006	1.20e4	111.1	NO
8	8	13C7-PFUdA	ICV180201M2-1 PFC ICV 18A3006	1.32e4	98.8	NO

Name: 180201M2_14, Date: 01-Feb-2018, Time: 13:10:02, ID: IPA, Description: IPA

	#	Name	ID	Area	%Rec	Area Out
1	1	13C4-PFBA	IPA			NO
2	2	13C5-PFHxA	IPA			NO
3	3	13C3-PFHxS	IPA			NO
4	4	13C8-PFOA	IPA			NO
5	5	13C9-PFNA	IPA			NO
6	6	13C4-PFOS	IPA			NO
7	7	13C6-PFDA	IPA			NO
8	8	13C7-PFUdA	IPA			NO

AC 2/2/2018

Dataset: F:\Projects\PFAS.PRO\Results\180201M2\180201M2-IIS AREAS.qld

Last Altered: Friday, February 02, 2018 10:27:53 Pacific Standard Time
Printed: Friday, February 02, 2018 10:29:23 Pacific Standard Time

Name: 180201M2_15, Date: 01-Feb-2018, Time: 13:21:29, ID: B8A0134-BS1 OPR 0.25, Description: OPR

	#	Name	ID	Area	%Rec	Area Out
1	1	13C4-PFBA	B8A0134-BS1 OPR 0.25	8.57e3	76.4	NO
2	2	13C5-PFHxA	B8A0134-BS1 OPR 0.25	9.34e3	78.1	NO
3	3	13C3-PFHxS	B8A0134-BS1 OPR 0.25	2.70e3	80.0	NO
4	4	13C8-PFOA	B8A0134-BS1 OPR 0.25	9.06e3	81.0	NO
5	5	13C9-PFNA	B8A0134-BS1 OPR 0.25	9.23e3	67.2	NO
6	6	13C4-PFOS	B8A0134-BS1 OPR 0.25	2.67e3	84.4	NO
7	7	13C6-PFDA	B8A0134-BS1 OPR 0.25	8.69e3	80.4	NO
8	8	13C7-PFUdA	B8A0134-BS1 OPR 0.25	1.13e4	84.4	NO

Name: 180201M2_16, Date: 01-Feb-2018, Time: 13:33:00, ID: B8A0134-BLK1 Method Blank 0.25, Description: Method Blank

	#	Name	ID	Area	%Rec	Area Out
1	1	13C4-PFBA	B8A0134-BLK1 Method Blank 0.25	8.69e3	77.5	NO
2	2	13C5-PFHxA	B8A0134-BLK1 Method Blank 0.25	1.01e4	84.7	NO
3	3	13C3-PFHxS	B8A0134-BLK1 Method Blank 0.25	2.77e3	82.0	NO
4	4	13C8-PFOA	B8A0134-BLK1 Method Blank 0.25	1.06e4	94.9	NO
5	5	13C9-PFNA	B8A0134-BLK1 Method Blank 0.25	8.54e3	62.2	NO
6	6	13C4-PFOS	B8A0134-BLK1 Method Blank 0.25	2.51e3	79.4	NO
7	7	13C6-PFDA	B8A0134-BLK1 Method Blank 0.25	8.52e3	78.8	NO
8	8	13C7-PFUdA	B8A0134-BLK1 Method Blank 0.25	9.92e3	74.3	NO

Name: 180201M2_17, Date: 01-Feb-2018, Time: 13:44:26, ID: B8A0134-MS1 Matrix Spike 0.22205, Description: Matrix Spike

	#	Name	ID	Area	%Rec	Area Out
1	1	13C4-PFBA	B8A0134-MS1 Matrix Spike 0.22205	8.14e3	72.6	NO
2	2	13C5-PFHxA	B8A0134-MS1 Matrix Spike 0.22205	9.21e3	77.0	NO
3	3	13C3-PFHxS	B8A0134-MS1 Matrix Spike 0.22205	2.60e3	76.8	NO
4	4	13C8-PFOA	B8A0134-MS1 Matrix Spike 0.22205	9.38e3	83.8	NO
5	5	13C9-PFNA	B8A0134-MS1 Matrix Spike 0.22205	9.38e3	68.3	NO
6	6	13C4-PFOS	B8A0134-MS1 Matrix Spike 0.22205	2.62e3	82.9	NO
7	7	13C6-PFDA	B8A0134-MS1 Matrix Spike 0.22205	7.18e3	66.5	NO
8	8	13C7-PFUdA	B8A0134-MS1 Matrix Spike 0.22205	1.10e4	82.7	NO

Name: 180201M2_18, Date: 01-Feb-2018, Time: 13:55:56, ID: B8A0134-MSD1 Matrix Spike Dup 0.2339, Description: Matrix Spike Dup

	#	Name	ID	Area	%Rec	Area Out
1	1	13C4-PFBA	B8A0134-MSD1 Matrix Spike Dup 0.2339	8.09e3	72.1	NO
2	2	13C5-PFHxA	B8A0134-MSD1 Matrix Spike Dup 0.2339	9.74e3	81.4	NO
3	3	13C3-PFHxS	B8A0134-MSD1 Matrix Spike Dup 0.2339	2.51e3	74.1	NO
4	4	13C8-PFOA	B8A0134-MSD1 Matrix Spike Dup 0.2339	1.02e4	91.3	NO
5	5	13C9-PFNA	B8A0134-MSD1 Matrix Spike Dup 0.2339	8.82e3	64.2	NO
6	6	13C4-PFOS	B8A0134-MSD1 Matrix Spike Dup 0.2339	2.65e3	84.0	NO
7	7	13C6-PFDA	B8A0134-MSD1 Matrix Spike Dup 0.2339	8.64e3	79.9	NO
8	8	13C7-PFUdA	B8A0134-MSD1 Matrix Spike Dup 0.2339	9.07e3	68.0	NO

AC 2/2/2018

Dataset: F:\Projects\PFAS.PRO\Results\180201M2\180201M2-IIS AREAS.qld

Last Altered: Friday, February 02, 2018 10:27:53 Pacific Standard Time
Printed: Friday, February 02, 2018 10:29:23 Pacific Standard Time

Name: 180201M2_19, Date: 01-Feb-2018, Time: 14:07:25, ID: 1800141-01 WT1801151310AB 0.24161, Description: WT1801151310AB

	#	Name	ID	Area	%Rec	Area Out
1	1	13C4-PFBA	1800141-01 WT1801151310AB 0.24161	7.87e3	70.2	NO
2	2	13C5-PFHxA	1800141-01 WT1801151310AB 0.24161	8.52e3	71.2	NO
3	3	13C3-PFHxS	1800141-01 WT1801151310AB 0.24161	2.23e3	66.0	NO
4	4	13C8-PFOA	1800141-01 WT1801151310AB 0.24161	8.91e3	79.7	NO
5	5	13C9-PFNA	1800141-01 WT1801151310AB 0.24161	6.81e3	49.6	YES
6	6	13C4-PFOS	1800141-01 WT1801151310AB 0.24161	2.36e3	74.7	NO
7	7	13C6-PFDA	1800141-01 WT1801151310AB 0.24161	7.57e3	70.0	NO
8	8	13C7-PFUdA	1800141-01 WT1801151310AB 0.24161	1.22e4	91.2	NO

Name: 180201M2_20, Date: 01-Feb-2018, Time: 14:18:56, ID: 1800144-01 WT1801181520MK 0.25508, Description: WT1801181520MK

	#	Name	ID	Area	%Rec	Area Out
1	1	13C4-PFBA	1800144-01 WT1801181520MK 0.25508	8.20e3	73.1	NO
2	2	13C5-PFHxA	1800144-01 WT1801181520MK 0.25508	8.53e3	71.3	NO
3	3	13C3-PFHxS	1800144-01 WT1801181520MK 0.25508	2.50e3	73.9	NO
4	4	13C8-PFOA	1800144-01 WT1801181520MK 0.25508	8.66e3	77.4	NO
5	5	13C9-PFNA	1800144-01 WT1801181520MK 0.25508	9.77e3	71.1	NO
6	6	13C4-PFOS	1800144-01 WT1801181520MK 0.25508	2.34e3	73.9	NO
7	7	13C6-PFDA	1800144-01 WT1801181520MK 0.25508	9.03e3	83.5	NO
8	8	13C7-PFUdA	1800144-01 WT1801181520MK 0.25508	1.12e4	83.5	NO

Name: 180201M2_21, Date: 01-Feb-2018, Time: 14:30:23, ID: 1800144-02 WT1801181540MK 0.24911, Description: WT1801181540MK

	#	Name	ID	Area	%Rec	Area Out
1	1	13C4-PFBA	1800144-02 WT1801181540MK 0.24911	8.83e3	78.7	NO
2	2	13C5-PFHxA	1800144-02 WT1801181540MK 0.24911	1.02e4	85.2	NO
3	3	13C3-PFHxS	1800144-02 WT1801181540MK 0.24911	2.48e3	73.2	NO
4	4	13C8-PFOA	1800144-02 WT1801181540MK 0.24911	9.48e3	84.7	NO
5	5	13C9-PFNA	1800144-02 WT1801181540MK 0.24911	9.97e3	72.6	NO
6	6	13C4-PFOS	1800144-02 WT1801181540MK 0.24911	2.43e3	76.9	NO
7	7	13C6-PFDA	1800144-02 WT1801181540MK 0.24911	7.59e3	70.2	NO
8	8	13C7-PFUdA	1800144-02 WT1801181540MK 0.24911	1.32e4	98.6	NO

Name: 180201M2_22, Date: 01-Feb-2018, Time: 14:41:53, ID: 1800144-03 MW-09-180118JLB 0.25454, Description: MW-09-180118JLB

	#	Name	ID	Area	%Rec	Area Out
1	1	13C4-PFBA	1800144-03 MW-09-180118JLB 0.25454	6.71e3	59.8	NO
2	2	13C5-PFHxA	1800144-03 MW-09-180118JLB 0.25454	4.68e3	39.1	YES
3	3	13C3-PFHxS	1800144-03 MW-09-180118JLB 0.25454	4.91e2	14.5	YES
4	4	13C8-PFOA	1800144-03 MW-09-180118JLB 0.25454	5.94e3	53.1	NO
5	5	13C9-PFNA	1800144-03 MW-09-180118JLB 0.25454	6.00e3	43.7	YES
6	6	13C4-PFOS	1800144-03 MW-09-180118JLB 0.25454	3.80e2	12.0	YES
7	7	13C6-PFDA	1800144-03 MW-09-180118JLB 0.25454	7.35e3	68.0	NO
8	8	13C7-PFUdA	1800144-03 MW-09-180118JLB 0.25454	1.07e4	79.8	NO

AC 2/2/2018

Dataset: F:\Projects\PFAS.PRO\Results\180201M2\180201M2-IIS AREAS.qld

Last Altered: Friday, February 02, 2018 10:27:53 Pacific Standard Time
Printed: Friday, February 02, 2018 10:29:23 Pacific Standard Time

Name: 180201M2_23, Date: 01-Feb-2018, Time: 14:53:20, ID: 1800153-01 FT-TW507-1924 0.23859, Description: FT-TW507-1924

	#	Name	ID	Area	%Rec	Area Out
1	1	13C4-PFBA	1800153-01 FT-TW507-1924 0.23859	7.54e3	67.2	NO
2	2	13C5-PFHxA	1800153-01 FT-TW507-1924 0.23859	8.71e3	72.8	NO
3	3	13C3-PFHxS	1800153-01 FT-TW507-1924 0.23859	2.37e3	69.9	NO
4	4	13C8-PFOA	1800153-01 FT-TW507-1924 0.23859	8.77e3	78.4	NO
5	5	13C9-PFNA	1800153-01 FT-TW507-1924 0.23859	9.67e3	70.4	NO
6	6	13C4-PFOS	1800153-01 FT-TW507-1924 0.23859	2.43e3	76.9	NO
7	7	13C6-PFDA	1800153-01 FT-TW507-1924 0.23859	9.26e3	85.7	NO
8	8	13C7-PFUdA	1800153-01 FT-TW507-1924 0.23859	9.15e3	68.6	NO

Name: 180201M2_24, Date: 01-Feb-2018, Time: 15:04:46, ID: 1800153-02 FT-TW510-1520 0.24548, Description: FT-TW510-1520

	#	Name	ID	Area	%Rec	Area Out
1	1	13C4-PFBA	1800153-02 FT-TW510-1520 0.24548	8.47e3	75.5	NO
2	2	13C5-PFHxA	1800153-02 FT-TW510-1520 0.24548	9.67e3	80.8	NO
3	3	13C3-PFHxS	1800153-02 FT-TW510-1520 0.24548	2.20e3	65.1	NO
4	4	13C8-PFOA	1800153-02 FT-TW510-1520 0.24548	1.05e4	93.6	NO
5	5	13C9-PFNA	1800153-02 FT-TW510-1520 0.24548	8.27e3	60.2	NO
6	6	13C4-PFOS	1800153-02 FT-TW510-1520 0.24548	2.71e3	85.9	NO
7	7	13C6-PFDA	1800153-02 FT-TW510-1520 0.24548	9.33e3	86.3	NO
8	8	13C7-PFUdA	1800153-02 FT-TW510-1520 0.24548	1.13e4	84.6	NO

Name: 180201M2_25, Date: 01-Feb-2018, Time: 15:16:13, ID: 1800153-03 FT-TW511-1722 0.24264, Description: FT-TW511-1722

	#	Name	ID	Area	%Rec	Area Out
1	1	13C4-PFBA	1800153-03 FT-TW511-1722 0.24264	7.75e3	69.0	NO
2	2	13C5-PFHxA	1800153-03 FT-TW511-1722 0.24264	9.15e3	76.5	NO
3	3	13C3-PFHxS	1800153-03 FT-TW511-1722 0.24264	2.46e3	72.9	NO
4	4	13C8-PFOA	1800153-03 FT-TW511-1722 0.24264	8.05e3	72.0	NO
5	5	13C9-PFNA	1800153-03 FT-TW511-1722 0.24264	8.49e3	61.8	NO
6	6	13C4-PFOS	1800153-03 FT-TW511-1722 0.24264	2.59e3	81.9	NO
7	7	13C6-PFDA	1800153-03 FT-TW511-1722 0.24264	8.22e3	76.1	NO
8	8	13C7-PFUdA	1800153-03 FT-TW511-1722 0.24264	1.04e4	77.6	NO

Name: 180201M2_26, Date: 01-Feb-2018, Time: 15:27:40, ID: 1800153-04 FT-TW513-2025 0.23397, Description: FT-TW513-2025

	#	Name	ID	Area	%Rec	Area Out
1	1	13C4-PFBA	1800153-04 FT-TW513-2025 0.23397	7.76e3	69.2	NO
2	2	13C5-PFHxA	1800153-04 FT-TW513-2025 0.23397	7.96e3	66.5	NO
3	3	13C3-PFHxS	1800153-04 FT-TW513-2025 0.23397	2.54e3	75.2	NO
4	4	13C8-PFOA	1800153-04 FT-TW513-2025 0.23397	8.78e3	78.4	NO
5	5	13C9-PFNA	1800153-04 FT-TW513-2025 0.23397	9.80e3	71.4	NO
6	6	13C4-PFOS	1800153-04 FT-TW513-2025 0.23397	2.88e3	91.1	NO
7	7	13C6-PFDA	1800153-04 FT-TW513-2025 0.23397	7.54e3	69.8	NO
8	8	13C7-PFUdA	1800153-04 FT-TW513-2025 0.23397	1.38e4	103.4	NO

AC 2/2/2018

Dataset: F:\Projects\PFAS.PRO\Results\180201M2\180201M2-IIS AREAS.qld

Last Altered: Friday, February 02, 2018 10:27:53 Pacific Standard Time
Printed: Friday, February 02, 2018 10:29:23 Pacific Standard Time

Name: 180201M2_27, Date: 01-Feb-2018, Time: 16:09:28, ID: 1800153-05 FT-Dup03-20180118 0.24917, Description: FT-Dup03-20180118

	#	Name	ID	Area	%Rec	Area Out
1	1	13C4-PFBA	1800153-05 FT-Dup03-20180118 0.24917	8.12e3	72.3	NO
2	2	13C5-PFHxA	1800153-05 FT-Dup03-20180118 0.24917	9.75e3	81.5	NO
3	3	13C3-PFHxS	1800153-05 FT-Dup03-20180118 0.24917	2.47e3	72.9	NO
4	4	13C8-PFOA	1800153-05 FT-Dup03-20180118 0.24917	9.85e3	88.0	NO
5	5	13C9-PFNA	1800153-05 FT-Dup03-20180118 0.24917	7.74e3	56.3	NO
6	6	13C4-PFOS	1800153-05 FT-Dup03-20180118 0.24917	2.73e3	86.4	NO
7	7	13C6-PFDA	1800153-05 FT-Dup03-20180118 0.24917	7.96e3	73.7	NO
8	8	13C7-PFUdA	1800153-05 FT-Dup03-20180118 0.24917	1.20e4	89.6	NO

Name: 180201M2_28, Date: 01-Feb-2018, Time: 16:20:57, ID: 1800153-06 FT-TW507-1924-FRB 0.25367, Description: FT-TW507-1924-FRB

	#	Name	ID	Area	%Rec	Area Out
1	1	13C4-PFBA	1800153-06 FT-TW507-1924-FRB 0.25...	8.77e3	78.1	NO
2	2	13C5-PFHxA	1800153-06 FT-TW507-1924-FRB 0.25...	1.01e4	84.4	NO
3	3	13C3-PFHxS	1800153-06 FT-TW507-1924-FRB 0.25...	2.43e3	71.7	NO
4	4	13C8-PFOA	1800153-06 FT-TW507-1924-FRB 0.25...	1.10e4	97.9	NO
5	5	13C9-PFNA	1800153-06 FT-TW507-1924-FRB 0.25...	9.83e3	71.5	NO
6	6	13C4-PFOS	1800153-06 FT-TW507-1924-FRB 0.25...	2.65e3	83.9	NO
7	7	13C6-PFDA	1800153-06 FT-TW507-1924-FRB 0.25...	1.20e4	110.8	NO
8	8	13C7-PFUdA	1800153-06 FT-TW507-1924-FRB 0.25...	1.39e4	104.3	NO

Name: 180201M2_29, Date: 01-Feb-2018, Time: 16:32:26, ID: 1800153-07 FT-EB01-20180116 0.25433, Description: FT-EB01-20180116

	#	Name	ID	Area	%Rec	Area Out
1	1	13C4-PFBA	1800153-07 FT-EB01-20180116 0.25433	8.72e3	77.7	NO
2	2	13C5-PFHxA	1800153-07 FT-EB01-20180116 0.25433	1.06e4	88.8	NO
3	3	13C3-PFHxS	1800153-07 FT-EB01-20180116 0.25433	2.44e3	72.2	NO
4	4	13C8-PFOA	1800153-07 FT-EB01-20180116 0.25433	9.00e3	80.4	NO
5	5	13C9-PFNA	1800153-07 FT-EB01-20180116 0.25433	1.05e4	76.8	NO
6	6	13C4-PFOS	1800153-07 FT-EB01-20180116 0.25433	2.76e3	87.5	NO
7	7	13C6-PFDA	1800153-07 FT-EB01-20180116 0.25433	7.22e3	66.8	NO
8	8	13C7-PFUdA	1800153-07 FT-EB01-20180116 0.25433	1.26e4	94.7	NO

Name: 180201M2_30, Date: 01-Feb-2018, Time: 16:43:47, ID: 1800153-08 FT-EB02-20180117 0.25791, Description: FT-EB02-20180117

	#	Name	ID	Area	%Rec	Area Out
1	1	13C4-PFBA	1800153-08 FT-EB02-20180117 0.25791	8.70e3	77.5	NO
2	2	13C5-PFHxA	1800153-08 FT-EB02-20180117 0.25791	1.03e4	86.4	NO
3	3	13C3-PFHxS	1800153-08 FT-EB02-20180117 0.25791	2.72e3	80.4	NO
4	4	13C8-PFOA	1800153-08 FT-EB02-20180117 0.25791	1.09e4	97.1	NO
5	5	13C9-PFNA	1800153-08 FT-EB02-20180117 0.25791	1.01e4	73.8	NO
6	6	13C4-PFOS	1800153-08 FT-EB02-20180117 0.25791	2.65e3	83.9	NO
7	7	13C6-PFDA	1800153-08 FT-EB02-20180117 0.25791	9.04e3	83.6	NO
8	8	13C7-PFUdA	1800153-08 FT-EB02-20180117 0.25791	1.18e4	88.7	NO

AC 2/2/2018

Dataset: F:\Projects\PFAS.PRO\Results\180201M2\180201M2-IIS AREAS.qld

Last Altered: Friday, February 02, 2018 10:27:53 Pacific Standard Time
Printed: Friday, February 02, 2018 10:29:23 Pacific Standard Time

Name: 180201M2_31, Date: 01-Feb-2018, Time: 16:55:14, ID: 1800153-09 FT-EB03-20180118 0.23434, Description: FT-EB03-20180118

	#	Name	ID	Area	%Rec	Area Out
1	1	13C4-PFBA	1800153-09 FT-EB03-20180118 0.23434	8.85e3	78.9	NO
2	2	13C5-PFHxA	1800153-09 FT-EB03-20180118 0.23434	1.03e4	86.0	NO
3	3	13C3-PFHxS	1800153-09 FT-EB03-20180118 0.23434	2.79e3	82.6	NO
4	4	13C8-PFOA	1800153-09 FT-EB03-20180118 0.23434	8.77e3	78.4	NO
5	5	13C9-PFNA	1800153-09 FT-EB03-20180118 0.23434	1.23e4	89.6	NO
6	6	13C4-PFOS	1800153-09 FT-EB03-20180118 0.23434	2.75e3	87.0	NO
7	7	13C6-PFDA	1800153-09 FT-EB03-20180118 0.23434	1.00e4	92.6	NO
8	8	13C7-PFUdA	1800153-09 FT-EB03-20180118 0.23434	1.45e4	108.5	NO

Name: 180201M2_32, Date: 01-Feb-2018, Time: 17:06:41, ID: 1800153-10 FT-FRB01-20180116 0.25664, Description: FT-FRB01-20180116

	#	Name	ID	Area	%Rec	Area Out
1	1	13C4-PFBA	1800153-10 FT-FRB01-20180116 0.256...	8.94e3	79.7	NO
2	2	13C5-PFHxA	1800153-10 FT-FRB01-20180116 0.256...	9.92e3	82.9	NO
3	3	13C3-PFHxS	1800153-10 FT-FRB01-20180116 0.256...	2.85e3	84.2	NO
4	4	13C8-PFOA	1800153-10 FT-FRB01-20180116 0.256...	1.12e4	100.5	NO
5	5	13C9-PFNA	1800153-10 FT-FRB01-20180116 0.256...	1.19e4	86.3	NO
6	6	13C4-PFOS	1800153-10 FT-FRB01-20180116 0.256...	2.93e3	92.6	NO
7	7	13C6-PFDA	1800153-10 FT-FRB01-20180116 0.256...	7.09e3	65.6	NO
8	8	13C7-PFUdA	1800153-10 FT-FRB01-20180116 0.256...	1.39e4	104.1	NO

Name: 180201M2_33, Date: 01-Feb-2018, Time: 17:18:08, ID: 1800153-11 FT-FRB02-20180117 0.25152, Description: FT-FRB02-20180117

	#	Name	ID	Area	%Rec	Area Out
1	1	13C4-PFBA	1800153-11 FT-FRB02-20180117 0.251...	9.09e3	81.0	NO
2	2	13C5-PFHxA	1800153-11 FT-FRB02-20180117 0.251...	9.62e3	80.4	NO
3	3	13C3-PFHxS	1800153-11 FT-FRB02-20180117 0.251...	2.55e3	75.4	NO
4	4	13C8-PFOA	1800153-11 FT-FRB02-20180117 0.251...	1.00e4	89.6	NO
5	5	13C9-PFNA	1800153-11 FT-FRB02-20180117 0.251...	8.76e3	63.8	NO
6	6	13C4-PFOS	1800153-11 FT-FRB02-20180117 0.251...	2.90e3	91.9	NO
7	7	13C6-PFDA	1800153-11 FT-FRB02-20180117 0.251...	1.03e4	94.9	NO
8	8	13C7-PFUdA	1800153-11 FT-FRB02-20180117 0.251...	1.23e4	92.2	NO

Name: 180201M2_34, Date: 01-Feb-2018, Time: 17:29:38, ID: B8A0132-BS1 OPR 0.25, Description: OPR

	#	Name	ID	Area	%Rec	Area Out
1	1	13C4-PFBA	B8A0132-BS1 OPR 0.25	9.08e3	80.9	NO
2	2	13C5-PFHxA	B8A0132-BS1 OPR 0.25	1.05e4	88.1	NO
3	3	13C3-PFHxS	B8A0132-BS1 OPR 0.25	3.03e3	89.6	NO
4	4	13C8-PFOA	B8A0132-BS1 OPR 0.25	9.76e3	87.3	NO
5	5	13C9-PFNA	B8A0132-BS1 OPR 0.25	1.21e4	87.8	NO
6	6	13C4-PFOS	B8A0132-BS1 OPR 0.25	2.65e3	83.8	NO
7	7	13C6-PFDA	B8A0132-BS1 OPR 0.25	1.02e4	94.1	NO
8	8	13C7-PFUdA	B8A0132-BS1 OPR 0.25	1.41e4	106.0	NO

AC 2/2/2018

Dataset: F:\Projects\PFAS.PRO\Results\180201M2\180201M2-IIS AREAS.qld

Last Altered: Friday, February 02, 2018 10:27:53 Pacific Standard Time
Printed: Friday, February 02, 2018 10:29:23 Pacific Standard Time

Name: 180201M2_35, Date: 01-Feb-2018, Time: 17:41:04, ID: B8A0132-BLK1 Method Blank 0.25, Description: Method Blank

	#	Name	ID	Area	%Rec	Area Out
1	1	13C4-PFBA	B8A0132-BLK1 Method Blank 0.25	8.91e3	79.5	NO
2	2	13C5-PFHxA	B8A0132-BLK1 Method Blank 0.25	1.09e4	91.4	NO
3	3	13C3-PFHxS	B8A0132-BLK1 Method Blank 0.25	2.72e3	80.5	NO
4	4	13C8-PFOA	B8A0132-BLK1 Method Blank 0.25	1.04e4	92.7	NO
5	5	13C9-PFNA	B8A0132-BLK1 Method Blank 0.25	9.97e3	72.6	NO
6	6	13C4-PFOS	B8A0132-BLK1 Method Blank 0.25	2.60e3	82.4	NO
7	7	13C6-PFDA	B8A0132-BLK1 Method Blank 0.25	8.57e3	79.3	NO
8	8	13C7-PFUdA	B8A0132-BLK1 Method Blank 0.25	1.20e4	89.8	NO

Name: 180201M2_36, Date: 01-Feb-2018, Time: 17:52:34, ID: 1800145-01 WT1801161430AB 0.26882, Description: WT1801161430AB

	#	Name	ID	Area	%Rec	Area Out
1	1	13C4-PFBA	1800145-01 WT1801161430AB 0.26882	1.07e4	95.4	NO
2	2	13C5-PFHxA	1800145-01 WT1801161430AB 0.26882	1.01e4	84.6	NO
3	3	13C3-PFHxS	1800145-01 WT1801161430AB 0.26882	2.97e3	87.7	NO
4	4	13C8-PFOA	1800145-01 WT1801161430AB 0.26882	1.09e4	97.7	NO
5	5	13C9-PFNA	1800145-01 WT1801161430AB 0.26882	1.18e4	85.8	NO
6	6	13C4-PFOS	1800145-01 WT1801161430AB 0.26882	2.83e3	89.6	NO
7	7	13C6-PFDA	1800145-01 WT1801161430AB 0.26882	9.54e3	88.3	NO
8	8	13C7-PFUdA	1800145-01 WT1801161430AB 0.26882	1.49e4	111.4	NO

Name: 180201M2_37, Date: 01-Feb-2018, Time: 18:04:03, ID: IPA, Description: IPA

	#	Name	ID	Area	%Rec	Area Out
1	1	13C4-PFBA	IPA			NO
2	2	13C5-PFHxA	IPA			NO
3	3	13C3-PFHxS	IPA			NO
4	4	13C8-PFOA	IPA			NO
5	5	13C9-PFNA	IPA	7.83e0	0.1	YES
6	6	13C4-PFOS	IPA			NO
7	7	13C6-PFDA	IPA			NO
8	8	13C7-PFUdA	IPA			NO

Name: 180201M2_38, Date: 01-Feb-2018, Time: 18:15:33, ID: ST180201M2-11 PFC CS3 18A3012, Description: PFC CS3 18A3012

	#	Name	ID	Area	%Rec	Area Out
1	1	13C4-PFBA	ST180201M2-11 PFC CS3 18A3012	1.23e4	109.8	NO
2	2	13C5-PFHxA	ST180201M2-11 PFC CS3 18A3012	1.35e4	112.9	NO
3	3	13C3-PFHxS	ST180201M2-11 PFC CS3 18A3012	3.63e3	107.3	NO
4	4	13C8-PFOA	ST180201M2-11 PFC CS3 18A3012	1.29e4	115.5	NO
5	5	13C9-PFNA	ST180201M2-11 PFC CS3 18A3012	1.59e4	115.8	NO
6	6	13C4-PFOS	ST180201M2-11 PFC CS3 18A3012	3.48e3	110.3	NO
7	7	13C6-PFDA	ST180201M2-11 PFC CS3 18A3012	1.23e4	113.9	NO
8	8	13C7-PFUdA	ST180201M2-11 PFC CS3 18A3012	1.84e4	138.0	NO

AC 2/2/2018

Dataset: F:\Projects\PFAS.PRO\Results\180201M2\180201M2-IIS AREAS.qld

Last Altered: Friday, February 02, 2018 10:27:53 Pacific Standard Time
Printed: Friday, February 02, 2018 10:29:23 Pacific Standard Time

Name: 180201M2_39, Date: 01-Feb-2018, Time: 18:26:59, ID: IPA, Description: IPA

	#	Name	ID	Area	%Rec	Area Out
1	1	13C4-PFBA	IPA			NO
2	2	13C5-PFHxA	IPA			NO
3	3	13C3-PFHxS	IPA			NO
4	4	13C8-PFOA	IPA			NO
5	5	13C9-PFNA	IPA			NO
6	6	13C4-PFOS	IPA			NO
7	7	13C6-PFDA	IPA			NO
8	8	13C7-PFUdA	IPA			NO

Name: 180201M2_40, Date: 01-Feb-2018, Time: 18:38:29, ID: 1800145-02 WT1801161450AB 0.26602, Description: WT1801161450AB

	#	Name	ID	Area	%Rec	Area Out
1	1	13C4-PFBA	1800145-02 WT1801161450AB 0.26602	8.41e3	75.0	NO
2	2	13C5-PFHxA	1800145-02 WT1801161450AB 0.26602	9.67e3	80.8	NO
3	3	13C3-PFHxS	1800145-02 WT1801161450AB 0.26602	3.00e3	88.6	NO
4	4	13C8-PFOA	1800145-02 WT1801161450AB 0.26602	9.60e3	85.8	NO
5	5	13C9-PFNA	1800145-02 WT1801161450AB 0.26602	1.02e4	74.4	NO
6	6	13C4-PFOS	1800145-02 WT1801161450AB 0.26602	2.66e3	84.0	NO
7	7	13C6-PFDA	1800145-02 WT1801161450AB 0.26602	7.80e3	72.2	NO
8	8	13C7-PFUdA	1800145-02 WT1801161450AB 0.26602	1.20e4	90.0	NO

Name: 180201M2_41, Date: 01-Feb-2018, Time: 18:49:54, ID: 1800145-03 WT1801161505AB 0.27119, Description: WT1801161505AB

	#	Name	ID	Area	%Rec	Area Out
1	1	13C4-PFBA	1800145-03 WT1801161505AB 0.27119	7.34e3	65.4	NO
2	2	13C5-PFHxA	1800145-03 WT1801161505AB 0.27119	8.81e3	73.6	NO
3	3	13C3-PFHxS	1800145-03 WT1801161505AB 0.27119	3.14e3	93.0	NO
4	4	13C8-PFOA	1800145-03 WT1801161505AB 0.27119	1.04e4	93.1	NO
5	5	13C9-PFNA	1800145-03 WT1801161505AB 0.27119	1.02e4	74.6	NO
6	6	13C4-PFOS	1800145-03 WT1801161505AB 0.27119	2.73e3	86.4	NO
7	7	13C6-PFDA	1800145-03 WT1801161505AB 0.27119	9.91e3	91.7	NO
8	8	13C7-PFUdA	1800145-03 WT1801161505AB 0.27119	1.21e4	90.5	NO

Name: 180201M2_42, Date: 01-Feb-2018, Time: 19:01:20, ID: 1800145-04 WT1801161515AB 0.27769, Description: WT1801161515AB

	#	Name	ID	Area	%Rec	Area Out
1	1	13C4-PFBA	1800145-04 WT1801161515AB 0.27769	7.32e3	65.3	NO
2	2	13C5-PFHxA	1800145-04 WT1801161515AB 0.27769	7.92e3	66.2	NO
3	3	13C3-PFHxS	1800145-04 WT1801161515AB 0.27769	2.53e3	75.0	NO
4	4	13C8-PFOA	1800145-04 WT1801161515AB 0.27769	8.09e3	72.3	NO
5	5	13C9-PFNA	1800145-04 WT1801161515AB 0.27769	9.00e3	65.5	NO
6	6	13C4-PFOS	1800145-04 WT1801161515AB 0.27769	2.42e3	76.6	NO
7	7	13C6-PFDA	1800145-04 WT1801161515AB 0.27769	6.63e3	61.3	NO
8	8	13C7-PFUdA	1800145-04 WT1801161515AB 0.27769	1.05e4	78.3	NO

AC 2/2/2018

Dataset: F:\Projects\PFAS.PRO\Results\180201M2\180201M2-IIS AREAS.qld

Last Altered: Friday, February 02, 2018 10:27:53 Pacific Standard Time
Printed: Friday, February 02, 2018 10:29:23 Pacific Standard Time

Name: 180201M2_43, Date: 01-Feb-2018, Time: 19:12:50, ID: B8A0178-BS1 OPR 1, Description: OPR

	#	Name	ID	Area	%Rec	Area Out
1	1	13C4-PFBA	B8A0178-BS1 OPR 1	9.88e3	88.1	NO
2	2	13C5-PFHxA	B8A0178-BS1 OPR 1	1.12e4	93.7	NO
3	3	13C3-PFHxS	B8A0178-BS1 OPR 1	2.96e3	87.5	NO
4	4	13C8-PFOA	B8A0178-BS1 OPR 1	1.08e4	96.7	NO
5	5	13C9-PFNA	B8A0178-BS1 OPR 1	9.82e3	71.5	NO
6	6	13C4-PFOS	B8A0178-BS1 OPR 1	1.79e3	56.6	NO
7	7	13C6-PFDA	B8A0178-BS1 OPR 1	3.54e3	32.8	YES
8	8	13C7-PFUdA	B8A0178-BS1 OPR 1	1.27e3	9.5	YES

Name: 180201M2_44, Date: 01-Feb-2018, Time: 19:24:19, ID: B8A0178-BLK1 Method Blank 1, Description: Method Blank

	#	Name	ID	Area	%Rec	Area Out
1	1	13C4-PFBA	B8A0178-BLK1 Method Blank 1	9.45e3	84.3	NO
2	2	13C5-PFHxA	B8A0178-BLK1 Method Blank 1	1.16e4	96.6	NO
3	3	13C3-PFHxS	B8A0178-BLK1 Method Blank 1	3.09e3	91.5	NO
4	4	13C8-PFOA	B8A0178-BLK1 Method Blank 1	1.10e4	98.6	NO
5	5	13C9-PFNA	B8A0178-BLK1 Method Blank 1	7.91e3	57.6	NO
6	6	13C4-PFOS	B8A0178-BLK1 Method Blank 1	1.84e3	58.2	NO
7	7	13C6-PFDA	B8A0178-BLK1 Method Blank 1	4.82e3	44.6	YES
8	8	13C7-PFUdA	B8A0178-BLK1 Method Blank 1	2.13e3	16.0	YES

Name: 180201M2_45, Date: 01-Feb-2018, Time: 19:35:49, ID: B8A0178-MS1 Matrix Spike 1.17, Description: Matrix Spike

	#	Name	ID	Area	%Rec	Area Out
1	1	13C4-PFBA	B8A0178-MS1 Matrix Spike 1.17	1.02e4	90.7	NO
2	2	13C5-PFHxA	B8A0178-MS1 Matrix Spike 1.17	1.14e4	95.6	NO
3	3	13C3-PFHxS	B8A0178-MS1 Matrix Spike 1.17	3.07e3	90.8	NO
4	4	13C8-PFOA	B8A0178-MS1 Matrix Spike 1.17	1.23e4	109.7	NO
5	5	13C9-PFNA	B8A0178-MS1 Matrix Spike 1.17	1.24e4	90.1	NO
6	6	13C4-PFOS	B8A0178-MS1 Matrix Spike 1.17	2.99e3	94.7	NO
7	7	13C6-PFDA	B8A0178-MS1 Matrix Spike 1.17	6.65e3	61.5	NO
8	8	13C7-PFUdA	B8A0178-MS1 Matrix Spike 1.17	7.45e3	55.8	NO

Name: 180201M2_46, Date: 01-Feb-2018, Time: 19:47:18, ID: B8A0178-MSD1 Matrix Spike Dup 1.16, Description: Matrix Spike Dup

	#	Name	ID	Area	%Rec	Area Out
1	1	13C4-PFBA	B8A0178-MSD1 Matrix Spike Dup 1.16	1.01e4	90.4	NO
2	2	13C5-PFHxA	B8A0178-MSD1 Matrix Spike Dup 1.16	1.17e4	98.0	NO
3	3	13C3-PFHxS	B8A0178-MSD1 Matrix Spike Dup 1.16	3.38e3	99.9	NO
4	4	13C8-PFOA	B8A0178-MSD1 Matrix Spike Dup 1.16	1.01e4	90.5	NO
5	5	13C9-PFNA	B8A0178-MSD1 Matrix Spike Dup 1.16	1.00e4	72.8	NO
6	6	13C4-PFOS	B8A0178-MSD1 Matrix Spike Dup 1.16	2.33e3	73.6	NO
7	7	13C6-PFDA	B8A0178-MSD1 Matrix Spike Dup 1.16	6.23e3	57.7	NO
8	8	13C7-PFUdA	B8A0178-MSD1 Matrix Spike Dup 1.16	5.86e3	43.9	YES

AC 2/2/2018

Dataset: F:\Projects\PFAS.PRO\Results\180201M2\180201M2-IIS AREAS.qld

Last Altered: Friday, February 02, 2018 10:27:53 Pacific Standard Time
Printed: Friday, February 02, 2018 10:29:23 Pacific Standard Time

Name: 180201M2_47, Date: 01-Feb-2018, Time: 19:58:47, ID: 1800131-01 PITTS-03-SB01-0-2 1.11, Description: PITTS-03-SB01-0-2

	#	Name	ID	Area	%Rec	Area Out
1	1	13C4-PFBA	1800131-01 PITTS-03-SB01-0-2 1.11	9.81e3	87.4	NO
2	2	13C5-PFHxA	1800131-01 PITTS-03-SB01-0-2 1.11	1.08e4	90.0	NO
3	3	13C3-PFHxS	1800131-01 PITTS-03-SB01-0-2 1.11	2.89e3	85.5	NO
4	4	13C8-PFOA	1800131-01 PITTS-03-SB01-0-2 1.11	1.11e4	99.6	NO
5	5	13C9-PFNA	1800131-01 PITTS-03-SB01-0-2 1.11	9.58e3	69.8	NO
6	6	13C4-PFOS	1800131-01 PITTS-03-SB01-0-2 1.11	1.66e3	52.5	NO
7	7	13C6-PFDA	1800131-01 PITTS-03-SB01-0-2 1.11	4.58e3	42.4	YES
8	8	13C7-PFUdA	1800131-01 PITTS-03-SB01-0-2 1.11	2.54e3	19.0	YES

Name: 180201M2_48, Date: 01-Feb-2018, Time: 20:10:16, ID: 1800131-02 PITTS-03-SB01-19-21 1.11, Description: PITTS-03-SB01-19-21

	#	Name	ID	Area	%Rec	Area Out
1	1	13C4-PFBA	1800131-02 PITTS-03-SB01-19-21 1.11	9.63e3	85.8	NO
2	2	13C5-PFHxA	1800131-02 PITTS-03-SB01-19-21 1.11	1.07e4	89.6	NO
3	3	13C3-PFHxS	1800131-02 PITTS-03-SB01-19-21 1.11	3.15e3	93.3	NO
4	4	13C8-PFOA	1800131-02 PITTS-03-SB01-19-21 1.11	1.25e4	111.4	NO
5	5	13C9-PFNA	1800131-02 PITTS-03-SB01-19-21 1.11	1.05e4	76.6	NO
6	6	13C4-PFOS	1800131-02 PITTS-03-SB01-19-21 1.11	2.16e3	68.3	NO
7	7	13C6-PFDA	1800131-02 PITTS-03-SB01-19-21 1.11	5.54e3	51.3	NO
8	8	13C7-PFUdA	1800131-02 PITTS-03-SB01-19-21 1.11	2.82e3	21.1	YES

Name: 180201M2_49, Date: 01-Feb-2018, Time: 20:21:42, ID: 1800131-03 PITTS-03-SB02-0-2 1.14, Description: PITTS-03-SB02-0-2

	#	Name	ID	Area	%Rec	Area Out
1	1	13C4-PFBA	1800131-03 PITTS-03-SB02-0-2 1.14	1.03e4	91.5	NO
2	2	13C5-PFHxA	1800131-03 PITTS-03-SB02-0-2 1.14	1.13e4	94.7	NO
3	3	13C3-PFHxS	1800131-03 PITTS-03-SB02-0-2 1.14	2.77e3	82.0	NO
4	4	13C8-PFOA	1800131-03 PITTS-03-SB02-0-2 1.14	9.81e3	87.7	NO
5	5	13C9-PFNA	1800131-03 PITTS-03-SB02-0-2 1.14	7.95e3	57.9	NO
6	6	13C4-PFOS	1800131-03 PITTS-03-SB02-0-2 1.14	9.38e2	29.7	YES
7	7	13C6-PFDA	1800131-03 PITTS-03-SB02-0-2 1.14	2.82e3	26.1	YES
8	8	13C7-PFUdA	1800131-03 PITTS-03-SB02-0-2 1.14	1.11e3	8.3	YES

Name: 180201M2_50, Date: 01-Feb-2018, Time: 20:33:13, ID: 1800131-04 PITTS-03-SB02-13-15 1.14, Description: PITTS-03-SB02-13-15

	#	Name	ID	Area	%Rec	Area Out
1	1	13C4-PFBA	1800131-04 PITTS-03-SB02-13-15 1.14	1.04e4	92.9	NO
2	2	13C5-PFHxA	1800131-04 PITTS-03-SB02-13-15 1.14	1.13e4	94.2	NO
3	3	13C3-PFHxS	1800131-04 PITTS-03-SB02-13-15 1.14	3.06e3	90.4	NO
4	4	13C8-PFOA	1800131-04 PITTS-03-SB02-13-15 1.14	1.10e4	98.7	NO
5	5	13C9-PFNA	1800131-04 PITTS-03-SB02-13-15 1.14	1.08e4	78.6	NO
6	6	13C4-PFOS	1800131-04 PITTS-03-SB02-13-15 1.14	1.82e3	57.5	NO
7	7	13C6-PFDA	1800131-04 PITTS-03-SB02-13-15 1.14	4.62e3	42.7	YES
8	8	13C7-PFUdA	1800131-04 PITTS-03-SB02-13-15 1.14	1.54e3	11.5	YES

AC 2/2/2018

Dataset: F:\Projects\PFAS.PRO\Results\180201M2\180201M2-IIS AREAS.qld

Last Altered: Friday, February 02, 2018 10:27:53 Pacific Standard Time
Printed: Friday, February 02, 2018 10:29:23 Pacific Standard Time

Name: 180201M2_51, Date: 01-Feb-2018, Time: 20:44:39, ID: 1800131-05 PITTS-05-SB01-0-2 1.12, Description: PITTS-05-SB01-0-2

	#	Name	ID	Area	%Rec	Area Out
1	1	13C4-PFBA	1800131-05 PITTS-05-SB01-0-2 1.12	9.64e3	86.0	NO
2	2	13C5-PFHxA	1800131-05 PITTS-05-SB01-0-2 1.12	1.12e4	93.4	NO
3	3	13C3-PFHxS	1800131-05 PITTS-05-SB01-0-2 1.12	2.68e3	79.1	NO
4	4	13C8-PFOA	1800131-05 PITTS-05-SB01-0-2 1.12	1.08e4	96.1	NO
5	5	13C9-PFNA	1800131-05 PITTS-05-SB01-0-2 1.12	9.39e3	68.4	NO
6	6	13C4-PFOS	1800131-05 PITTS-05-SB01-0-2 1.12	1.43e3	45.3	YES
7	7	13C6-PFDA	1800131-05 PITTS-05-SB01-0-2 1.12	4.40e3	40.7	YES
8	8	13C7-PFUdA	1800131-05 PITTS-05-SB01-0-2 1.12	3.18e3	23.8	YES

Name: 180201M2_52, Date: 01-Feb-2018, Time: 20:56:10, ID: 1800131-06 PITTS-05-SB01-8-10 1.1, Description: PITTS-05-SB01-8-10

	#	Name	ID	Area	%Rec	Area Out
1	1	13C4-PFBA	1800131-06 PITTS-05-SB01-8-10 1.1	9.78e3	87.2	NO
2	2	13C5-PFHxA	1800131-06 PITTS-05-SB01-8-10 1.1	1.16e4	97.4	NO
3	3	13C3-PFHxS	1800131-06 PITTS-05-SB01-8-10 1.1	2.99e3	88.5	NO
4	4	13C8-PFOA	1800131-06 PITTS-05-SB01-8-10 1.1	1.14e4	101.5	NO
5	5	13C9-PFNA	1800131-06 PITTS-05-SB01-8-10 1.1	9.76e3	71.0	NO
6	6	13C4-PFOS	1800131-06 PITTS-05-SB01-8-10 1.1	1.76e3	55.7	NO
7	7	13C6-PFDA	1800131-06 PITTS-05-SB01-8-10 1.1	4.35e3	40.2	YES
8	8	13C7-PFUdA	1800131-06 PITTS-05-SB01-8-10 1.1	1.60e3	11.9	YES

Name: 180201M2_53, Date: 01-Feb-2018, Time: 21:07:38, ID: 1800131-07 PITTS-05-SB02-0-2 1.15, Description: PITTS-05-SB02-0-2

	#	Name	ID	Area	%Rec	Area Out
1	1	13C4-PFBA	1800131-07 PITTS-05-SB02-0-2 1.15	9.82e3	87.5	NO
2	2	13C5-PFHxA	1800131-07 PITTS-05-SB02-0-2 1.15	1.12e4	93.9	NO
3	3	13C3-PFHxS	1800131-07 PITTS-05-SB02-0-2 1.15	2.93e3	86.5	NO
4	4	13C8-PFOA	1800131-07 PITTS-05-SB02-0-2 1.15	1.08e4	96.9	NO
5	5	13C9-PFNA	1800131-07 PITTS-05-SB02-0-2 1.15	1.12e4	81.9	NO
6	6	13C4-PFOS	1800131-07 PITTS-05-SB02-0-2 1.15	2.39e3	75.6	NO
7	7	13C6-PFDA	1800131-07 PITTS-05-SB02-0-2 1.15	7.13e3	66.0	NO
8	8	13C7-PFUdA	1800131-07 PITTS-05-SB02-0-2 1.15	6.12e3	45.8	YES

Name: 180201M2_54, Date: 01-Feb-2018, Time: 21:19:07, ID: IPA, Description: IPA

	#	Name	ID	Area	%Rec	Area Out
1	1	13C4-PFBA	IPA			NO
2	2	13C5-PFHxA	IPA			NO
3	3	13C3-PFHxS	IPA			NO
4	4	13C8-PFOA	IPA			NO
5	5	13C9-PFNA	IPA			NO
6	6	13C4-PFOS	IPA			NO
7	7	13C6-PFDA	IPA			NO
8	8	13C7-PFUdA	IPA			NO

AC 2/2/2018

Dataset: F:\Projects\PFAS.PRO\Results\180201M2\180201M2-IIS AREAS.qld

Last Altered: Friday, February 02, 2018 10:27:53 Pacific Standard Time
Printed: Friday, February 02, 2018 10:29:23 Pacific Standard Time

Name: 180201M2_55, Date: 01-Feb-2018, Time: 21:30:38, ID: ST180201M2-12 PFC CS0 18A3009, Description: PFC CS0 18A3009

	#	Name	ID	Area	%Rec	Area Out
1	1	13C4-PFBA	ST180201M2-12 PFC CS0 18A3009	1.35e4	120.5	NO
2	2	13C5-PFHxA	ST180201M2-12 PFC CS0 18A3009	1.43e4	119.9	NO
3	3	13C3-PFHxS	ST180201M2-12 PFC CS0 18A3009	3.97e3	117.3	NO
4	4	13C8-PFOA	ST180201M2-12 PFC CS0 18A3009	1.54e4	137.9	NO
5	5	13C9-PFNA	ST180201M2-12 PFC CS0 18A3009	1.28e4	93.0	NO
6	6	13C4-PFOS	ST180201M2-12 PFC CS0 18A3009	3.81e3	120.6	NO
7	7	13C6-PFDA	ST180201M2-12 PFC CS0 18A3009	1.47e4	136.4	NO
8	8	13C7-PFUdA	ST180201M2-12 PFC CS0 18A3009	1.54e4	115.3	NO

Name: 180201M2_56, Date: 01-Feb-2018, Time: 21:42:04, ID: IPA, Description: IPA

	#	Name	ID	Area	%Rec	Area Out
1	1	13C4-PFBA	IPA			NO
2	2	13C5-PFHxA	IPA			NO
3	3	13C3-PFHxS	IPA			NO
4	4	13C8-PFOA	IPA			NO
5	5	13C9-PFNA	IPA	5.24e0	0.0	YES
6	6	13C4-PFOS	IPA			NO
7	7	13C6-PFDA	IPA			NO
8	8	13C7-PFUdA	IPA	1.18e1	0.1	YES

Name: 180201M2_57, Date: 01-Feb-2018, Time: 21:53:33, ID: 1800131-08 PITTS-05-SB02-13-15 1.12, Description: PITTS-05-SB02-13-15

	#	Name	ID	Area	%Rec	Area Out
1	1	13C4-PFBA	1800131-08 PITTS-05-SB02-13-15 1.12	1.00e4	89.5	NO
2	2	13C5-PFHxA	1800131-08 PITTS-05-SB02-13-15 1.12	1.10e4	91.7	NO
3	3	13C3-PFHxS	1800131-08 PITTS-05-SB02-13-15 1.12	3.22e3	95.1	NO
4	4	13C8-PFOA	1800131-08 PITTS-05-SB02-13-15 1.12	1.14e4	102.2	NO
5	5	13C9-PFNA	1800131-08 PITTS-05-SB02-13-15 1.12	9.69e3	70.6	NO
6	6	13C4-PFOS	1800131-08 PITTS-05-SB02-13-15 1.12	2.11e3	66.9	NO
7	7	13C6-PFDA	1800131-08 PITTS-05-SB02-13-15 1.12	6.29e3	58.2	NO
8	8	13C7-PFUdA	1800131-08 PITTS-05-SB02-13-15 1.12	3.89e3	29.1	YES

Name: 180201M2_58, Date: 01-Feb-2018, Time: 22:05:02, ID: 1800131-09 PITTS-21-SB02-0-2 1.18, Description: PITTS-21-SB02-0-2

	#	Name	ID	Area	%Rec	Area Out
1	1	13C4-PFBA	1800131-09 PITTS-21-SB02-0-2 1.18	8.35e3	74.4	NO
2	2	13C5-PFHxA	1800131-09 PITTS-21-SB02-0-2 1.18	9.44e3	78.9	NO
3	3	13C3-PFHxS	1800131-09 PITTS-21-SB02-0-2 1.18	3.04e3	89.7	NO
4	4	13C8-PFOA	1800131-09 PITTS-21-SB02-0-2 1.18	9.87e3	88.2	NO
5	5	13C9-PFNA	1800131-09 PITTS-21-SB02-0-2 1.18	9.73e3	70.9	NO
6	6	13C4-PFOS	1800131-09 PITTS-21-SB02-0-2 1.18	2.63e3	83.3	NO
7	7	13C6-PFDA	1800131-09 PITTS-21-SB02-0-2 1.18	8.70e3	80.5	NO
8	8	13C7-PFUdA	1800131-09 PITTS-21-SB02-0-2 1.18	8.95e3	67.1	NO

AC 2/2/2018

Dataset: F:\Projects\PFAS.PRO\Results\180201M2\180201M2-IIS AREAS.qld

Last Altered: Friday, February 02, 2018 10:27:53 Pacific Standard Time
Printed: Friday, February 02, 2018 10:29:23 Pacific Standard Time

Name: 180201M2_59, Date: 01-Feb-2018, Time: 22:16:31, ID: 1800131-10 PITTS-21-SB02-3-5 1.17, Description: PITTS-21-SB02-3-5

	#	Name	ID	Area	%Rec	Area Out
1	1	13C4-PFBA	1800131-10 PITTS-21-SB02-3-5 1.17	9.74e3	86.8	NO
2	2	13C5-PFHxA	1800131-10 PITTS-21-SB02-3-5 1.17	1.07e4	89.7	NO
3	3	13C3-PFHxS	1800131-10 PITTS-21-SB02-3-5 1.17	2.97e3	87.9	NO
4	4	13C8-PFOA	1800131-10 PITTS-21-SB02-3-5 1.17	1.14e4	101.6	NO
5	5	13C9-PFNA	1800131-10 PITTS-21-SB02-3-5 1.17	1.21e4	88.0	NO
6	6	13C4-PFOS	1800131-10 PITTS-21-SB02-3-5 1.17	2.66e3	84.1	NO
7	7	13C6-PFDA	1800131-10 PITTS-21-SB02-3-5 1.17	8.80e3	81.4	NO
8	8	13C7-PFUdA	1800131-10 PITTS-21-SB02-3-5 1.17	7.04e3	52.7	NO

Name: 180201M2_60, Date: 01-Feb-2018, Time: 22:28:01, ID: 1800131-11 PITTS-SO-DUP01-010918 1.16, Description: PITTS-SO-DUP01-010918

	#	Name	ID	Area	%Rec	Area Out
1	1	13C4-PFBA	1800131-11 PITTS-SO-DUP01-010918 ...	1.06e4	94.3	NO
2	2	13C5-PFHxA	1800131-11 PITTS-SO-DUP01-010918 ...	1.21e4	100.9	NO
3	3	13C3-PFHxS	1800131-11 PITTS-SO-DUP01-010918 ...	3.07e3	90.8	NO
4	4	13C8-PFOA	1800131-11 PITTS-SO-DUP01-010918 ...	1.02e4	91.6	NO
5	5	13C9-PFNA	1800131-11 PITTS-SO-DUP01-010918 ...	8.06e3	58.7	NO
6	6	13C4-PFOS	1800131-11 PITTS-SO-DUP01-010918 ...	1.42e3	45.0	YES
7	7	13C6-PFDA	1800131-11 PITTS-SO-DUP01-010918 ...	3.83e3	35.4	YES
8	8	13C7-PFUdA	1800131-11 PITTS-SO-DUP01-010918 ...	1.45e3	10.8	YES

Name: 180201M2_61, Date: 01-Feb-2018, Time: 22:39:30, ID: 1800131-12 PITTS-SO-DUP02-011018 1.17, Description: PITTS-SO-DUP02-011018

	#	Name	ID	Area	%Rec	Area Out
1	1	13C4-PFBA	1800131-12 PITTS-SO-DUP02-011018 ...	8.23e3	73.3	NO
2	2	13C5-PFHxA	1800131-12 PITTS-SO-DUP02-011018 ...	9.44e3	78.9	NO
3	3	13C3-PFHxS	1800131-12 PITTS-SO-DUP02-011018 ...	2.31e3	68.3	NO
4	4	13C8-PFOA	1800131-12 PITTS-SO-DUP02-011018 ...	8.55e3	76.4	NO
5	5	13C9-PFNA	1800131-12 PITTS-SO-DUP02-011018 ...	8.26e3	60.1	NO
6	6	13C4-PFOS	1800131-12 PITTS-SO-DUP02-011018 ...	1.82e3	57.8	NO
7	7	13C6-PFDA	1800131-12 PITTS-SO-DUP02-011018 ...	3.94e3	36.5	YES
8	8	13C7-PFUdA	1800131-12 PITTS-SO-DUP02-011018 ...	2.66e3	19.9	YES

Name: 180201M2_62, Date: 01-Feb-2018, Time: 22:50:56, ID: B8A0180-BS1 OPR 1, Description: OPR

	#	Name	ID	Area	%Rec	Area Out
1	1	13C4-PFBA	B8A0180-BS1 OPR 1	1.00e4	89.5	NO
2	2	13C5-PFHxA	B8A0180-BS1 OPR 1	1.05e4	88.0	NO
3	3	13C3-PFHxS	B8A0180-BS1 OPR 1	3.38e3	100.1	NO
4	4	13C8-PFOA	B8A0180-BS1 OPR 1	1.04e4	93.2	NO
5	5	13C9-PFNA	B8A0180-BS1 OPR 1	1.08e4	78.7	NO
6	6	13C4-PFOS	B8A0180-BS1 OPR 1	2.55e3	80.6	NO
7	7	13C6-PFDA	B8A0180-BS1 OPR 1	7.84e3	72.5	NO
8	8	13C7-PFUdA	B8A0180-BS1 OPR 1	6.62e3	49.6	YES

AC 2/2/2018

Dataset: F:\Projects\PFAS.PRO\Results\180201M2\180201M2-IIS AREAS.qld

Last Altered: Friday, February 02, 2018 10:27:53 Pacific Standard Time
Printed: Friday, February 02, 2018 10:29:23 Pacific Standard Time

Name: 180201M2_63, Date: 01-Feb-2018, Time: 23:02:23, ID: B8A0180-BLK1 Method Blank 1, Description: Method Blank

	#	Name	ID	Area	%Rec	Area Out
1	1	13C4-PFBA	B8A0180-BLK1 Method Blank 1	9.60e3	85.6	NO
2	2	13C5-PFHxA	B8A0180-BLK1 Method Blank 1	1.13e4	94.8	NO
3	3	13C3-PFHxS	B8A0180-BLK1 Method Blank 1	2.84e3	84.1	NO
4	4	13C8-PFOA	B8A0180-BLK1 Method Blank 1	9.17e3	82.0	NO
5	5	13C9-PFNA	B8A0180-BLK1 Method Blank 1	9.20e3	67.0	NO
6	6	13C4-PFOS	B8A0180-BLK1 Method Blank 1	1.66e3	52.5	NO
7	7	13C6-PFDA	B8A0180-BLK1 Method Blank 1	4.32e3	40.0	YES
8	8	13C7-PFUdA	B8A0180-BLK1 Method Blank 1	1.92e3	14.4	YES

Name: 180201M2_64, Date: 01-Feb-2018, Time: 23:13:51, ID: B8A0180-MS1 Matrix Spike 1.28, Description: Matrix Spike

	#	Name	ID	Area	%Rec	Area Out
1	1	13C4-PFBA	B8A0180-MS1 Matrix Spike 1.28	1.06e4	94.3	NO
2	2	13C5-PFHxA	B8A0180-MS1 Matrix Spike 1.28	1.18e4	98.8	NO
3	3	13C3-PFHxS	B8A0180-MS1 Matrix Spike 1.28	3.30e3	97.6	NO
4	4	13C8-PFOA	B8A0180-MS1 Matrix Spike 1.28	1.18e4	105.9	NO
5	5	13C9-PFNA	B8A0180-MS1 Matrix Spike 1.28	1.28e4	93.4	NO
6	6	13C4-PFOS	B8A0180-MS1 Matrix Spike 1.28	2.97e3	94.1	NO
7	7	13C6-PFDA	B8A0180-MS1 Matrix Spike 1.28	9.22e3	85.3	NO
8	8	13C7-PFUdA	B8A0180-MS1 Matrix Spike 1.28	9.61e3	72.0	NO

Name: 180201M2_65, Date: 01-Feb-2018, Time: 23:25:20, ID: B8A0180-MSD1 Matrix Spike Dup 1.26, Description: Matrix Spike Dup

	#	Name	ID	Area	%Rec	Area Out
1	1	13C4-PFBA	B8A0180-MSD1 Matrix Spike Dup 1.26	1.05e4	93.7	NO
2	2	13C5-PFHxA	B8A0180-MSD1 Matrix Spike Dup 1.26	1.25e4	104.1	NO
3	3	13C3-PFHxS	B8A0180-MSD1 Matrix Spike Dup 1.26	3.21e3	95.0	NO
4	4	13C8-PFOA	B8A0180-MSD1 Matrix Spike Dup 1.26	1.23e4	110.3	NO
5	5	13C9-PFNA	B8A0180-MSD1 Matrix Spike Dup 1.26	1.28e4	93.4	NO
6	6	13C4-PFOS	B8A0180-MSD1 Matrix Spike Dup 1.26	3.17e3	100.4	NO
7	7	13C6-PFDA	B8A0180-MSD1 Matrix Spike Dup 1.26	1.03e4	95.4	NO
8	8	13C7-PFUdA	B8A0180-MSD1 Matrix Spike Dup 1.26	1.03e4	77.4	NO

Name: 180201M2_66, Date: 01-Feb-2018, Time: 23:36:50, ID: 1800132-01 PITTS-01-SB02-0-2 1.27, Description: PITTS-01-SB02-0-2

	#	Name	ID	Area	%Rec	Area Out
1	1	13C4-PFBA	1800132-01 PITTS-01-SB02-0-2 1.27	1.05e4	93.7	NO
2	2	13C5-PFHxA	1800132-01 PITTS-01-SB02-0-2 1.27	1.17e4	97.8	NO
3	3	13C3-PFHxS	1800132-01 PITTS-01-SB02-0-2 1.27	2.94e3	87.0	NO
4	4	13C8-PFOA	1800132-01 PITTS-01-SB02-0-2 1.27	1.05e4	93.8	NO
5	5	13C9-PFNA	1800132-01 PITTS-01-SB02-0-2 1.27	9.35e3	68.0	NO
6	6	13C4-PFOS	1800132-01 PITTS-01-SB02-0-2 1.27	2.63e3	83.1	NO
7	7	13C6-PFDA	1800132-01 PITTS-01-SB02-0-2 1.27	7.34e3	67.9	NO
8	8	13C7-PFUdA	1800132-01 PITTS-01-SB02-0-2 1.27	5.51e3	41.3	YES

AC 2/2/2018

Dataset: F:\Projects\PFAS.PRO\Results\180201M2\180201M2-IIS AREAS.qld

Last Altered: Friday, February 02, 2018 10:27:53 Pacific Standard Time
Printed: Friday, February 02, 2018 10:29:23 Pacific Standard Time

Name: 180201M2_67, Date: 01-Feb-2018, Time: 23:48:20, ID: 1800132-02 PITTS-01-SB02-11-13 1.19, Description: PITTS-01-SB02-11-13

	#	Name	ID	Area	%Rec	Area Out
1	1	13C4-PFBA	1800132-02 PITTS-01-SB02-11-13 1.19	1.03e4	91.9	NO
2	2	13C5-PFHxA	1800132-02 PITTS-01-SB02-11-13 1.19	1.15e4	96.3	NO
3	3	13C3-PFHxS	1800132-02 PITTS-01-SB02-11-13 1.19	3.04e3	89.9	NO
4	4	13C8-PFOA	1800132-02 PITTS-01-SB02-11-13 1.19	1.04e4	92.7	NO
5	5	13C9-PFNA	1800132-02 PITTS-01-SB02-11-13 1.19	1.03e4	75.1	NO
6	6	13C4-PFOS	1800132-02 PITTS-01-SB02-11-13 1.19	2.12e3	67.1	NO
7	7	13C6-PFDA	1800132-02 PITTS-01-SB02-11-13 1.19	5.13e3	47.4	YES
8	8	13C7-PFUdA	1800132-02 PITTS-01-SB02-11-13 1.19	2.29e3	17.1	YES

Name: 180201M2_68, Date: 01-Feb-2018, Time: 23:59:46, ID: 1800132-03 PITTS-04-SB01-0-2 1.39, Description: PITTS-04-SB01-0-2

	#	Name	ID	Area	%Rec	Area Out
1	1	13C4-PFBA	1800132-03 PITTS-04-SB01-0-2 1.39	9.90e3	88.2	NO
2	2	13C5-PFHxA	1800132-03 PITTS-04-SB01-0-2 1.39	1.06e4	88.9	NO
3	3	13C3-PFHxS	1800132-03 PITTS-04-SB01-0-2 1.39	2.70e3	79.8	NO
4	4	13C8-PFOA	1800132-03 PITTS-04-SB01-0-2 1.39	1.16e4	103.9	NO
5	5	13C9-PFNA	1800132-03 PITTS-04-SB01-0-2 1.39	1.31e4	95.1	NO
6	6	13C4-PFOS	1800132-03 PITTS-04-SB01-0-2 1.39	2.33e3	73.7	NO
7	7	13C6-PFDA	1800132-03 PITTS-04-SB01-0-2 1.39	8.24e3	76.2	NO
8	8	13C7-PFUdA	1800132-03 PITTS-04-SB01-0-2 1.39	1.05e4	78.3	NO

Name: 180201M2_69, Date: 02-Feb-2018, Time: 00:11:13, ID: 1800132-04 PITTS-04-SB02-0-2 1.26, Description: PITTS-04-SB02-0-2

	#	Name	ID	Area	%Rec	Area Out
1	1	13C4-PFBA	1800132-04 PITTS-04-SB02-0-2 1.26	9.91e3	88.3	NO
2	2	13C5-PFHxA	1800132-04 PITTS-04-SB02-0-2 1.26	1.26e4	105.7	NO
3	3	13C3-PFHxS	1800132-04 PITTS-04-SB02-0-2 1.26	3.23e3	95.4	NO
4	4	13C8-PFOA	1800132-04 PITTS-04-SB02-0-2 1.26	1.12e4	99.7	NO
5	5	13C9-PFNA	1800132-04 PITTS-04-SB02-0-2 1.26	1.13e4	82.3	NO
6	6	13C4-PFOS	1800132-04 PITTS-04-SB02-0-2 1.26	3.00e3	94.9	NO
7	7	13C6-PFDA	1800132-04 PITTS-04-SB02-0-2 1.26	1.10e4	101.7	NO
8	8	13C7-PFUdA	1800132-04 PITTS-04-SB02-0-2 1.26	9.26e3	69.4	NO

Name: 180201M2_70, Date: 02-Feb-2018, Time: 00:22:40, ID: 1800132-05 PITTS-07-SB02-0-2 1.13, Description: PITTS-07-SB02-0-2

	#	Name	ID	Area	%Rec	Area Out
1	1	13C4-PFBA	1800132-05 PITTS-07-SB02-0-2 1.13	1.20e4	107.2	NO
2	2	13C5-PFHxA	1800132-05 PITTS-07-SB02-0-2 1.13	1.37e4	114.9	NO
3	3	13C3-PFHxS	1800132-05 PITTS-07-SB02-0-2 1.13	3.19e3	94.2	NO
4	4	13C8-PFOA	1800132-05 PITTS-07-SB02-0-2 1.13	1.21e4	108.4	NO
5	5	13C9-PFNA	1800132-05 PITTS-07-SB02-0-2 1.13	1.25e4	90.8	NO
6	6	13C4-PFOS	1800132-05 PITTS-07-SB02-0-2 1.13	2.92e3	92.5	NO
7	7	13C6-PFDA	1800132-05 PITTS-07-SB02-0-2 1.13	8.34e3	77.2	NO
8	8	13C7-PFUdA	1800132-05 PITTS-07-SB02-0-2 1.13	7.92e3	59.3	NO

AC 2/2/2018

Dataset: F:\Projects\PFAS.PRO\Results\180201M2\180201M2-IIS AREAS.qld

Last Altered: Friday, February 02, 2018 10:27:53 Pacific Standard Time
Printed: Friday, February 02, 2018 10:29:23 Pacific Standard Time

Name: 180201M2_71, Date: 02-Feb-2018, Time: 00:34:07, ID: IPA, Description: IPA

	#	Name	ID	Area	%Rec	Area Out
1	1	13C4-PFBA	IPA			NO
2	2	13C5-PFHxA	IPA			NO
3	3	13C3-PFHxS	IPA			NO
4	4	13C8-PFOA	IPA			NO
5	5	13C9-PFNA	IPA			NO
6	6	13C4-PFOS	IPA			NO
7	7	13C6-PFDA	IPA	9.58e0	0.1	YES
8	8	13C7-PFUdA	IPA	1.41e1	0.1	YES

Name: 180201M2_72, Date: 02-Feb-2018, Time: 00:45:37, ID: ST180201M2-13 PFC CS3 18A3012, Description: PFC CS3 18A3012

	#	Name	ID	Area	%Rec	Area Out
1	1	13C4-PFBA	ST180201M2-13 PFC CS3 18A3012	1.31e4	116.7	NO
2	2	13C5-PFHxA	ST180201M2-13 PFC CS3 18A3012	1.55e4	129.3	NO
3	3	13C3-PFHxS	ST180201M2-13 PFC CS3 18A3012	3.71e3	109.6	NO
4	4	13C8-PFOA	ST180201M2-13 PFC CS3 18A3012	1.37e4	122.1	NO
5	5	13C9-PFNA	ST180201M2-13 PFC CS3 18A3012	1.65e4	120.0	NO
6	6	13C4-PFOS	ST180201M2-13 PFC CS3 18A3012	3.69e3	116.6	NO
7	7	13C6-PFDA	ST180201M2-13 PFC CS3 18A3012	1.41e4	130.6	NO
8	8	13C7-PFUdA	ST180201M2-13 PFC CS3 18A3012	1.52e4	113.6	NO

Name: 180201M2_73, Date: 02-Feb-2018, Time: 00:57:06, ID: IPA, Description: IPA

	#	Name	ID	Area	%Rec	Area Out
1	1	13C4-PFBA	IPA			NO
2	2	13C5-PFHxA	IPA	6.04e0	0.1	YES
3	3	13C3-PFHxS	IPA			NO
4	4	13C8-PFOA	IPA			NO
5	5	13C9-PFNA	IPA			NO
6	6	13C4-PFOS	IPA			NO
7	7	13C6-PFDA	IPA			NO
8	8	13C7-PFUdA	IPA			NO

Name: 180201M2_74, Date: 02-Feb-2018, Time: 01:08:36, ID: 1800132-06 PITTS-07-SB02-3-5 1.13, Description: PITTS-07-SB02-3-5

	#	Name	ID	Area	%Rec	Area Out
1	1	13C4-PFBA	1800132-06 PITTS-07-SB02-3-5 1.13	1.11e4	99.1	NO
2	2	13C5-PFHxA	1800132-06 PITTS-07-SB02-3-5 1.13	1.25e4	104.3	NO
3	3	13C3-PFHxS	1800132-06 PITTS-07-SB02-3-5 1.13	3.24e3	95.9	NO
4	4	13C8-PFOA	1800132-06 PITTS-07-SB02-3-5 1.13	1.12e4	100.1	NO
5	5	13C9-PFNA	1800132-06 PITTS-07-SB02-3-5 1.13	1.18e4	85.6	NO
6	6	13C4-PFOS	1800132-06 PITTS-07-SB02-3-5 1.13	2.74e3	86.8	NO
7	7	13C6-PFDA	1800132-06 PITTS-07-SB02-3-5 1.13	9.36e3	86.6	NO
8	8	13C7-PFUdA	1800132-06 PITTS-07-SB02-3-5 1.13	6.59e3	49.4	YES

AC 2/2/2018

Dataset: F:\Projects\PFAS.PRO\Results\180201M2\180201M2-IIS AREAS.qld

Last Altered: Friday, February 02, 2018 10:27:53 Pacific Standard Time
Printed: Friday, February 02, 2018 10:29:23 Pacific Standard Time

Name: 180201M2_75, Date: 02-Feb-2018, Time: 01:20:05, ID: 1800132-07 PITTS-07-SB03-0-2 1.36, Description: PITTS-07-SB03-0-2

	#	Name	ID	Area	%Rec	Area Out
1	1	13C4-PFBA	1800132-07 PITTS-07-SB03-0-2 1.36	1.11e4	98.7	NO
2	2	13C5-PFHxA	1800132-07 PITTS-07-SB03-0-2 1.36	1.28e4	106.6	NO
3	3	13C3-PFHxS	1800132-07 PITTS-07-SB03-0-2 1.36	3.12e3	92.3	NO
4	4	13C8-PFOA	1800132-07 PITTS-07-SB03-0-2 1.36	1.23e4	110.3	NO
5	5	13C9-PFNA	1800132-07 PITTS-07-SB03-0-2 1.36	9.46e3	68.8	NO
6	6	13C4-PFOS	1800132-07 PITTS-07-SB03-0-2 1.36	3.16e3	100.0	NO
7	7	13C6-PFDA	1800132-07 PITTS-07-SB03-0-2 1.36	9.37e3	86.7	NO
8	8	13C7-PFUdA	1800132-07 PITTS-07-SB03-0-2 1.36	7.86e3	58.9	NO

Name: 180201M2_76, Date: 02-Feb-2018, Time: 01:31:34, ID: 1800132-08 PITTS-07-SB03-5.5-7.5 1.12, Description: PITTS-07-SB03-5.5-7.5

	#	Name	ID	Area	%Rec	Area Out
1	1	13C4-PFBA	1800132-08 PITTS-07-SB03-5.5-7.5 1.12	9.53e3	84.9	NO
2	2	13C5-PFHxA	1800132-08 PITTS-07-SB03-5.5-7.5 1.12	1.10e4	91.8	NO
3	3	13C3-PFHxS	1800132-08 PITTS-07-SB03-5.5-7.5 1.12	2.88e3	85.2	NO
4	4	13C8-PFOA	1800132-08 PITTS-07-SB03-5.5-7.5 1.12	9.79e3	87.5	NO
5	5	13C9-PFNA	1800132-08 PITTS-07-SB03-5.5-7.5 1.12	1.02e4	74.2	NO
6	6	13C4-PFOS	1800132-08 PITTS-07-SB03-5.5-7.5 1.12	2.68e3	84.8	NO
7	7	13C6-PFDA	1800132-08 PITTS-07-SB03-5.5-7.5 1.12	8.39e3	77.6	NO
8	8	13C7-PFUdA	1800132-08 PITTS-07-SB03-5.5-7.5 1.12	8.46e3	63.4	NO

Name: 180201M2_77, Date: 02-Feb-2018, Time: 01:43:04, ID: 1800132-09 PITTS-21-SB01-0-2 1.37, Description: PITTS-21-SB01-0-2

	#	Name	ID	Area	%Rec	Area Out
1	1	13C4-PFBA	1800132-09 PITTS-21-SB01-0-2 1.37	1.03e4	92.2	NO
2	2	13C5-PFHxA	1800132-09 PITTS-21-SB01-0-2 1.37	1.18e4	98.9	NO
3	3	13C3-PFHxS	1800132-09 PITTS-21-SB01-0-2 1.37	3.11e3	91.9	NO
4	4	13C8-PFOA	1800132-09 PITTS-21-SB01-0-2 1.37	1.17e4	104.3	NO
5	5	13C9-PFNA	1800132-09 PITTS-21-SB01-0-2 1.37	1.26e4	91.5	NO
6	6	13C4-PFOS	1800132-09 PITTS-21-SB01-0-2 1.37	3.07e3	97.0	NO
7	7	13C6-PFDA	1800132-09 PITTS-21-SB01-0-2 1.37	1.09e4	101.2	NO
8	8	13C7-PFUdA	1800132-09 PITTS-21-SB01-0-2 1.37	1.21e4	90.3	NO

Name: 180201M2_78, Date: 02-Feb-2018, Time: 01:54:34, ID: 1800132-10 PITTS-SO-DUP03-011018 1.08, Description: PITTS-SO-DUP03-011018

	#	Name	ID	Area	%Rec	Area Out
1	1	13C4-PFBA	1800132-10 PITTS-SO-DUP03-011018 ...	1.03e4	91.4	NO
2	2	13C5-PFHxA	1800132-10 PITTS-SO-DUP03-011018 ...	1.15e4	96.1	NO
3	3	13C3-PFHxS	1800132-10 PITTS-SO-DUP03-011018 ...	3.07e3	90.8	NO
4	4	13C8-PFOA	1800132-10 PITTS-SO-DUP03-011018 ...	1.07e4	95.2	NO
5	5	13C9-PFNA	1800132-10 PITTS-SO-DUP03-011018 ...	9.62e3	70.1	NO
6	6	13C4-PFOS	1800132-10 PITTS-SO-DUP03-011018 ...	2.14e3	67.6	NO
7	7	13C6-PFDA	1800132-10 PITTS-SO-DUP03-011018 ...	5.63e3	52.1	NO
8	8	13C7-PFUdA	1800132-10 PITTS-SO-DUP03-011018 ...	2.50e3	18.7	YES

AC 2/2/2018

Dataset: F:\Projects\PFAS.PRO\Results\180201M2\180201M2-IIS AREAS.qld

Last Altered: Friday, February 02, 2018 10:27:53 Pacific Standard Time
Printed: Friday, February 02, 2018 10:29:23 Pacific Standard Time

Name: 180201M2_79, Date: 02-Feb-2018, Time: 02:06:03, ID: 1800132-11 PITTS-SO-DUP04-011018 1.14, Description: PITTS-SO-DUP04-011018

	#	Name	ID	Area	%Rec	Area Out
1	1	13C4-PFBA	1800132-11 PITTS-SO-DUP04-011018 ...	1.14e4	102.0	NO
2	2	13C5-PFHxA	1800132-11 PITTS-SO-DUP04-011018 ...	1.23e4	103.0	NO
3	3	13C3-PFHxS	1800132-11 PITTS-SO-DUP04-011018 ...	2.85e3	84.4	NO
4	4	13C8-PFOA	1800132-11 PITTS-SO-DUP04-011018 ...	1.14e4	101.7	NO
5	5	13C9-PFNA	1800132-11 PITTS-SO-DUP04-011018 ...	1.19e4	86.4	NO
6	6	13C4-PFOS	1800132-11 PITTS-SO-DUP04-011018 ...	3.19e3	100.9	NO
7	7	13C6-PFDA	1800132-11 PITTS-SO-DUP04-011018 ...	7.39e3	68.4	NO
8	8	13C7-PFUdA	1800132-11 PITTS-SO-DUP04-011018 ...	4.99e3	37.4	YES

Name: 180201M2_80, Date: 02-Feb-2018, Time: 02:17:33, ID: 1800132-12 PITTS-SO-DUP05-011118 1.43, Description: PITTS-SO-DUP05-011118

	#	Name	ID	Area	%Rec	Area Out
1	1	13C4-PFBA	1800132-12 PITTS-SO-DUP05-011118 ...	1.04e4	92.5	NO
2	2	13C5-PFHxA	1800132-12 PITTS-SO-DUP05-011118 ...	1.12e4	93.5	NO
3	3	13C3-PFHxS	1800132-12 PITTS-SO-DUP05-011118 ...	3.31e3	97.7	NO
4	4	13C8-PFOA	1800132-12 PITTS-SO-DUP05-011118 ...	1.29e4	115.7	NO
5	5	13C9-PFNA	1800132-12 PITTS-SO-DUP05-011118 ...	1.19e4	86.4	NO
6	6	13C4-PFOS	1800132-12 PITTS-SO-DUP05-011118 ...	2.85e3	90.2	NO
7	7	13C6-PFDA	1800132-12 PITTS-SO-DUP05-011118 ...	1.08e4	100.2	NO
8	8	13C7-PFUdA	1800132-12 PITTS-SO-DUP05-011118 ...	1.30e4	97.1	NO

Name: 180201M2_81, Date: 02-Feb-2018, Time: 02:29:03, ID: 1800132-13 PITTS-04-SB03-0-2 1.27, Description: PITTS-04-SB03-0-2

	#	Name	ID	Area	%Rec	Area Out
1	1	13C4-PFBA	1800132-13 PITTS-04-SB03-0-2 1.27	9.70e3	86.5	NO
2	2	13C5-PFHxA	1800132-13 PITTS-04-SB03-0-2 1.27	1.15e4	96.1	NO
3	3	13C3-PFHxS	1800132-13 PITTS-04-SB03-0-2 1.27	3.27e3	96.8	NO
4	4	13C8-PFOA	1800132-13 PITTS-04-SB03-0-2 1.27	1.09e4	97.3	NO
5	5	13C9-PFNA	1800132-13 PITTS-04-SB03-0-2 1.27	1.22e4	88.8	NO
6	6	13C4-PFOS	1800132-13 PITTS-04-SB03-0-2 1.27	3.05e3	96.4	NO
7	7	13C6-PFDA	1800132-13 PITTS-04-SB03-0-2 1.27	1.42e4	131.7	NO
8	8	13C7-PFUdA	1800132-13 PITTS-04-SB03-0-2 1.27	2.71e4	203.1	YES

Name: 180201M2_82, Date: 02-Feb-2018, Time: 02:40:31, ID: B8A0149-BS1 OPR 1, Description: OPR

	#	Name	ID	Area	%Rec	Area Out
1	1	13C4-PFBA	B8A0149-BS1 OPR 1	8.71e3	77.6	NO
2	2	13C5-PFHxA	B8A0149-BS1 OPR 1	1.00e4	83.8	NO
3	3	13C3-PFHxS	B8A0149-BS1 OPR 1	2.68e3	79.3	NO
4	4	13C8-PFOA	B8A0149-BS1 OPR 1	1.04e4	93.2	NO
5	5	13C9-PFNA	B8A0149-BS1 OPR 1	9.49e3	69.1	NO
6	6	13C4-PFOS	B8A0149-BS1 OPR 1	2.01e3	63.7	NO
7	7	13C6-PFDA	B8A0149-BS1 OPR 1	5.90e3	54.6	NO
8	8	13C7-PFUdA	B8A0149-BS1 OPR 1	2.67e3	20.0	YES

AC 2/2/2018

Dataset: F:\Projects\PFAS.PRO\Results\180201M2\180201M2-IIS AREAS.qld

Last Altered: Friday, February 02, 2018 10:27:53 Pacific Standard Time
Printed: Friday, February 02, 2018 10:29:23 Pacific Standard Time

Name: 180201M2_83, Date: 02-Feb-2018, Time: 02:51:59, ID: B8A0149-BLK1 Method Blank 1.03, Description: Method Blank

	#	Name	ID	Area	%Rec	Area Out
1	1	13C4-PFBA	B8A0149-BLK1 Method Blank 1.03	9.18e3	81.9	NO
2	2	13C5-PFHxA	B8A0149-BLK1 Method Blank 1.03	1.05e4	87.5	NO
3	3	13C3-PFHxS	B8A0149-BLK1 Method Blank 1.03	2.56e3	75.6	NO
4	4	13C8-PFOA	B8A0149-BLK1 Method Blank 1.03	1.01e4	90.6	NO
5	5	13C9-PFNA	B8A0149-BLK1 Method Blank 1.03	1.01e4	73.6	NO
6	6	13C4-PFOS	B8A0149-BLK1 Method Blank 1.03	1.85e3	58.4	NO
7	7	13C6-PFDA	B8A0149-BLK1 Method Blank 1.03	4.48e3	41.5	YES
8	8	13C7-PFUdA	B8A0149-BLK1 Method Blank 1.03	2.26e3	16.9	YES

Name: 180201M2_84, Date: 02-Feb-2018, Time: 03:03:28, ID: B8A0149-MS1 Matrix Spike 1.17, Description: Matrix Spike

	#	Name	ID	Area	%Rec	Area Out
1	1	13C4-PFBA	B8A0149-MS1 Matrix Spike 1.17	9.20e3	82.0	NO
2	2	13C5-PFHxA	B8A0149-MS1 Matrix Spike 1.17	1.08e4	90.3	NO
3	3	13C3-PFHxS	B8A0149-MS1 Matrix Spike 1.17	2.95e3	87.3	NO
4	4	13C8-PFOA	B8A0149-MS1 Matrix Spike 1.17	9.65e3	86.3	NO
5	5	13C9-PFNA	B8A0149-MS1 Matrix Spike 1.17	7.73e3	56.3	NO
6	6	13C4-PFOS	B8A0149-MS1 Matrix Spike 1.17	1.72e3	54.4	NO
7	7	13C6-PFDA	B8A0149-MS1 Matrix Spike 1.17	5.56e3	51.5	NO
8	8	13C7-PFUdA	B8A0149-MS1 Matrix Spike 1.17	2.00e3	15.0	YES

Name: 180201M2_85, Date: 02-Feb-2018, Time: 03:14:57, ID: B8A0149-MSD1 Matrix Spike Dup 1.18, Description: Matrix Spike Dup

	#	Name	ID	Area	%Rec	Area Out
1	1	13C4-PFBA	B8A0149-MSD1 Matrix Spike Dup 1.18	8.71e3	77.6	NO
2	2	13C5-PFHxA	B8A0149-MSD1 Matrix Spike Dup 1.18	9.60e3	80.2	NO
3	3	13C3-PFHxS	B8A0149-MSD1 Matrix Spike Dup 1.18	2.64e3	78.0	NO
4	4	13C8-PFOA	B8A0149-MSD1 Matrix Spike Dup 1.18	8.39e3	75.0	NO
5	5	13C9-PFNA	B8A0149-MSD1 Matrix Spike Dup 1.18	9.89e3	72.0	NO
6	6	13C4-PFOS	B8A0149-MSD1 Matrix Spike Dup 1.18	1.95e3	61.7	NO
7	7	13C6-PFDA	B8A0149-MSD1 Matrix Spike Dup 1.18	5.67e3	52.5	NO
8	8	13C7-PFUdA	B8A0149-MSD1 Matrix Spike Dup 1.18	3.63e3	27.2	YES

Name: 180201M2_86, Date: 02-Feb-2018, Time: 03:26:24, ID: 1800129-01 PITTS-06-SB01-0-2 1.26, Description: PITTS-06-SB01-0-2

	#	Name	ID	Area	%Rec	Area Out
1	1	13C4-PFBA	1800129-01 PITTS-06-SB01-0-2 1.26	8.27e3	73.7	NO
2	2	13C5-PFHxA	1800129-01 PITTS-06-SB01-0-2 1.26	1.01e4	84.6	NO
3	3	13C3-PFHxS	1800129-01 PITTS-06-SB01-0-2 1.26	3.06e3	90.4	NO
4	4	13C8-PFOA	1800129-01 PITTS-06-SB01-0-2 1.26	8.86e3	79.2	NO
5	5	13C9-PFNA	1800129-01 PITTS-06-SB01-0-2 1.26	9.04e3	65.8	NO
6	6	13C4-PFOS	1800129-01 PITTS-06-SB01-0-2 1.26	2.38e3	75.3	NO
7	7	13C6-PFDA	1800129-01 PITTS-06-SB01-0-2 1.26	5.26e3	48.7	YES
8	8	13C7-PFUdA	1800129-01 PITTS-06-SB01-0-2 1.26	3.57e3	26.7	YES

AC 2/2/2018

Dataset: F:\Projects\PFAS.PRO\Results\180201M2\180201M2-IIS AREAS.qld

Last Altered: Friday, February 02, 2018 10:27:53 Pacific Standard Time
Printed: Friday, February 02, 2018 10:29:23 Pacific Standard Time

Name: 180201M2_87, Date: 02-Feb-2018, Time: 03:37:53, ID: 1800129-02 PITTS-06-SB01-4-6 1.15, Description: PITTS-06-SB01-4-6

	#	Name	ID	Area	%Rec	Area Out
1	1	13C4-PFBA	1800129-02 PITTS-06-SB01-4-6 1.15	8.02e3	71.5	NO
2	2	13C5-PFHxA	1800129-02 PITTS-06-SB01-4-6 1.15	9.37e3	78.3	NO
3	3	13C3-PFHxS	1800129-02 PITTS-06-SB01-4-6 1.15	2.56e3	75.8	NO
4	4	13C8-PFOA	1800129-02 PITTS-06-SB01-4-6 1.15	1.03e4	91.8	NO
5	5	13C9-PFNA	1800129-02 PITTS-06-SB01-4-6 1.15	1.14e4	83.1	NO
6	6	13C4-PFOS	1800129-02 PITTS-06-SB01-4-6 1.15	2.35e3	74.3	NO
7	7	13C6-PFDA	1800129-02 PITTS-06-SB01-4-6 1.15	7.99e3	73.9	NO
8	8	13C7-PFUdA	1800129-02 PITTS-06-SB01-4-6 1.15	4.79e3	35.9	YES

Name: 180201M2_88, Date: 02-Feb-2018, Time: 03:49:23, ID: IPA, Description: IPA

	#	Name	ID	Area	%Rec	Area Out
1	1	13C4-PFBA	IPA			NO
2	2	13C5-PFHxA	IPA			NO
3	3	13C3-PFHxS	IPA			NO
4	4	13C8-PFOA	IPA			NO
5	5	13C9-PFNA	IPA			NO
6	6	13C4-PFOS	IPA			NO
7	7	13C6-PFDA	IPA	5.44e0	0.1	YES
8	8	13C7-PFUdA	IPA			NO

Name: 180201M2_89, Date: 02-Feb-2018, Time: 04:00:53, ID: ST180201M2-14 PFC CS3 18A3012, Description: PFC CS3 18A3012

	#	Name	ID	Area	%Rec	Area Out
1	1	13C4-PFBA	ST180201M2-14 PFC CS3 18A3012	1.41e4	125.5	NO
2	2	13C5-PFHxA	ST180201M2-14 PFC CS3 18A3012	1.64e4	136.8	NO
3	3	13C3-PFHxS	ST180201M2-14 PFC CS3 18A3012	4.04e3	119.6	NO
4	4	13C8-PFOA	ST180201M2-14 PFC CS3 18A3012	1.46e4	130.9	NO
5	5	13C9-PFNA	ST180201M2-14 PFC CS3 18A3012	1.44e4	105.0	NO
6	6	13C4-PFOS	ST180201M2-14 PFC CS3 18A3012	3.90e3	123.5	NO
7	7	13C6-PFDA	ST180201M2-14 PFC CS3 18A3012	1.42e4	131.4	NO
8	8	13C7-PFUdA	ST180201M2-14 PFC CS3 18A3012	1.43e4	107.4	NO

Name: 180201M2_90, Date: 02-Feb-2018, Time: 04:12:22, ID: IPA, Description: IPA

	#	Name	ID	Area	%Rec	Area Out
1	1	13C4-PFBA	IPA			NO
2	2	13C5-PFHxA	IPA			NO
3	3	13C3-PFHxS	IPA			NO
4	4	13C8-PFOA	IPA			NO
5	5	13C9-PFNA	IPA			NO
6	6	13C4-PFOS	IPA			NO
7	7	13C6-PFDA	IPA			NO
8	8	13C7-PFUdA	IPA			NO

AC 2/2/2018

Dataset: F:\Projects\PFAS.PRO\Results\180201M2\180201M2-IIS AREAS.qld

Last Altered: Friday, February 02, 2018 10:27:53 Pacific Standard Time
Printed: Friday, February 02, 2018 10:29:23 Pacific Standard Time

Name: 180201M2_91, Date: 02-Feb-2018, Time: 04:23:51, ID: 1800129-03 PITTS-07-SB01-0-2 1.23, Description: PITTS-07-SB01-0-2

	#	Name	ID	Area	%Rec	Area Out
1	1	13C4-PFBA	1800129-03 PITTS-07-SB01-0-2 1.23	8.80e3	78.4	NO
2	2	13C5-PFHxA	1800129-03 PITTS-07-SB01-0-2 1.23	1.07e4	89.7	NO
3	3	13C3-PFHxS	1800129-03 PITTS-07-SB01-0-2 1.23	2.66e3	78.6	NO
4	4	13C8-PFOA	1800129-03 PITTS-07-SB01-0-2 1.23	9.51e3	85.0	NO
5	5	13C9-PFNA	1800129-03 PITTS-07-SB01-0-2 1.23	9.24e3	67.2	NO
6	6	13C4-PFOS	1800129-03 PITTS-07-SB01-0-2 1.23	2.42e3	76.6	NO
7	7	13C6-PFDA	1800129-03 PITTS-07-SB01-0-2 1.23	6.50e3	60.2	NO
8	8	13C7-PFUdA	1800129-03 PITTS-07-SB01-0-2 1.23	9.11e3	68.2	NO

Name: 180201M2_92, Date: 02-Feb-2018, Time: 04:35:21, ID: 1800129-04 PITTS-07-SB01-5-7 1.06, Description: PITTS-07-SB01-5-7

	#	Name	ID	Area	%Rec	Area Out
1	1	13C4-PFBA	1800129-04 PITTS-07-SB01-5-7 1.06	1.01e4	89.6	NO
2	2	13C5-PFHxA	1800129-04 PITTS-07-SB01-5-7 1.06	1.02e4	85.2	NO
3	3	13C3-PFHxS	1800129-04 PITTS-07-SB01-5-7 1.06	2.48e3	73.5	NO
4	4	13C8-PFOA	1800129-04 PITTS-07-SB01-5-7 1.06	9.76e3	87.2	NO
5	5	13C9-PFNA	1800129-04 PITTS-07-SB01-5-7 1.06	9.62e3	70.1	NO
6	6	13C4-PFOS	1800129-04 PITTS-07-SB01-5-7 1.06	2.42e3	76.6	NO
7	7	13C6-PFDA	1800129-04 PITTS-07-SB01-5-7 1.06	6.21e3	57.4	NO
8	8	13C7-PFUdA	1800129-04 PITTS-07-SB01-5-7 1.06	4.87e3	36.5	YES

Name: 180201M2_93, Date: 02-Feb-2018, Time: 04:46:50, ID: 1800129-05 PITTS-08-SB01-0-2 1.32, Description: PITTS-08-SB01-0-2

	#	Name	ID	Area	%Rec	Area Out
1	1	13C4-PFBA	1800129-05 PITTS-08-SB01-0-2 1.32	8.62e3	76.8	NO
2	2	13C5-PFHxA	1800129-05 PITTS-08-SB01-0-2 1.32	9.91e3	82.8	NO
3	3	13C3-PFHxS	1800129-05 PITTS-08-SB01-0-2 1.32	2.57e3	76.0	NO
4	4	13C8-PFOA	1800129-05 PITTS-08-SB01-0-2 1.32	9.49e3	84.9	NO
5	5	13C9-PFNA	1800129-05 PITTS-08-SB01-0-2 1.32	8.94e3	65.1	NO
6	6	13C4-PFOS	1800129-05 PITTS-08-SB01-0-2 1.32	2.32e3	73.5	NO
7	7	13C6-PFDA	1800129-05 PITTS-08-SB01-0-2 1.32	5.21e3	48.3	YES
8	8	13C7-PFUdA	1800129-05 PITTS-08-SB01-0-2 1.32	5.54e3	41.5	YES

Name: 180201M2_94, Date: 02-Feb-2018, Time: 04:58:21, ID: 1800129-06 PITTS-08-SB01-13-15 1.19, Description: PITTS-08-SB01-13-15

	#	Name	ID	Area	%Rec	Area Out
1	1	13C4-PFBA	1800129-06 PITTS-08-SB01-13-15 1.19	7.59e3	67.7	NO
2	2	13C5-PFHxA	1800129-06 PITTS-08-SB01-13-15 1.19	9.76e3	81.6	NO
3	3	13C3-PFHxS	1800129-06 PITTS-08-SB01-13-15 1.19	2.83e3	83.5	NO
4	4	13C8-PFOA	1800129-06 PITTS-08-SB01-13-15 1.19	9.18e3	82.0	NO
5	5	13C9-PFNA	1800129-06 PITTS-08-SB01-13-15 1.19	1.11e4	81.0	NO
6	6	13C4-PFOS	1800129-06 PITTS-08-SB01-13-15 1.19	2.55e3	80.6	NO
7	7	13C6-PFDA	1800129-06 PITTS-08-SB01-13-15 1.19	8.22e3	76.1	NO
8	8	13C7-PFUdA	1800129-06 PITTS-08-SB01-13-15 1.19	6.10e3	45.7	YES

AC 2/2/2018

Dataset: F:\Projects\PFAS.PRO\Results\180201M2\180201M2-IIS AREAS.qld

Last Altered: Friday, February 02, 2018 10:27:53 Pacific Standard Time
Printed: Friday, February 02, 2018 10:29:23 Pacific Standard Time

Name: 180201M2_95, Date: 02-Feb-2018, Time: 05:09:50, ID: 1800129-08 PITTS-09-SB01-0-2 1.21, Description: PITTS-09-SB01-0-2

	#	Name	ID	Area	%Rec	Area Out
1	1	13C4-PFBA	1800129-08 PITTS-09-SB01-0-2 1.21	8.07e3	72.0	NO
2	2	13C5-PFHxA	1800129-08 PITTS-09-SB01-0-2 1.21	1.01e4	84.5	NO
3	3	13C3-PFHxS	1800129-08 PITTS-09-SB01-0-2 1.21	2.98e3	88.0	NO
4	4	13C8-PFOA	1800129-08 PITTS-09-SB01-0-2 1.21	9.30e3	83.2	NO
5	5	13C9-PFNA	1800129-08 PITTS-09-SB01-0-2 1.21	1.02e4	73.9	NO
6	6	13C4-PFOS	1800129-08 PITTS-09-SB01-0-2 1.21	2.43e3	76.8	NO
7	7	13C6-PFDA	1800129-08 PITTS-09-SB01-0-2 1.21	6.72e3	62.2	NO
8	8	13C7-PFUdA	1800129-08 PITTS-09-SB01-0-2 1.21	6.26e3	46.9	YES

Name: 180201M2_96, Date: 02-Feb-2018, Time: 05:21:20, ID: 1800129-09 PITTS-09-SB01-13-15 1.12, Description: PITTS-09-SB01-13-15

	#	Name	ID	Area	%Rec	Area Out
1	1	13C4-PFBA	1800129-09 PITTS-09-SB01-13-15 1.12	8.50e3	75.7	NO
2	2	13C5-PFHxA	1800129-09 PITTS-09-SB01-13-15 1.12	9.68e3	80.9	NO
3	3	13C3-PFHxS	1800129-09 PITTS-09-SB01-13-15 1.12	2.88e3	85.0	NO
4	4	13C8-PFOA	1800129-09 PITTS-09-SB01-13-15 1.12	8.85e3	79.1	NO
5	5	13C9-PFNA	1800129-09 PITTS-09-SB01-13-15 1.12	7.89e3	57.4	NO
6	6	13C4-PFOS	1800129-09 PITTS-09-SB01-13-15 1.12	1.89e3	59.9	NO
7	7	13C6-PFDA	1800129-09 PITTS-09-SB01-13-15 1.12	5.03e3	46.5	YES
8	8	13C7-PFUdA	1800129-09 PITTS-09-SB01-13-15 1.12	3.11e3	23.3	YES

Name: 180201M2_97, Date: 02-Feb-2018, Time: 05:32:49, ID: 1800129-11 PITTS-20-SB01-0-2 1.26, Description: PITTS-20-SB01-0-2

	#	Name	ID	Area	%Rec	Area Out
1	1	13C4-PFBA	1800129-11 PITTS-20-SB01-0-2 1.26	9.18e3	81.8	NO
2	2	13C5-PFHxA	1800129-11 PITTS-20-SB01-0-2 1.26	9.95e3	83.2	NO
3	3	13C3-PFHxS	1800129-11 PITTS-20-SB01-0-2 1.26	2.77e3	82.0	NO
4	4	13C8-PFOA	1800129-11 PITTS-20-SB01-0-2 1.26	1.09e4	97.0	NO
5	5	13C9-PFNA	1800129-11 PITTS-20-SB01-0-2 1.26	9.66e3	70.4	NO
6	6	13C4-PFOS	1800129-11 PITTS-20-SB01-0-2 1.26	2.55e3	80.8	NO
7	7	13C6-PFDA	1800129-11 PITTS-20-SB01-0-2 1.26	7.28e3	67.4	NO
8	8	13C7-PFUdA	1800129-11 PITTS-20-SB01-0-2 1.26	6.68e3	50.1	NO

Name: 180201M2_98, Date: 02-Feb-2018, Time: 05:44:16, ID: 1800129-12 PITTS-20-SB01-13-15 1.1, Description: PITTS-20-SB01-13-15

	#	Name	ID	Area	%Rec	Area Out
1	1	13C4-PFBA	1800129-12 PITTS-20-SB01-13-15 1.1	8.74e3	77.9	NO
2	2	13C5-PFHxA	1800129-12 PITTS-20-SB01-13-15 1.1	8.99e3	75.1	NO
3	3	13C3-PFHxS	1800129-12 PITTS-20-SB01-13-15 1.1	2.76e3	81.7	NO
4	4	13C8-PFOA	1800129-12 PITTS-20-SB01-13-15 1.1	9.64e3	86.1	NO
5	5	13C9-PFNA	1800129-12 PITTS-20-SB01-13-15 1.1	1.08e4	78.6	NO
6	6	13C4-PFOS	1800129-12 PITTS-20-SB01-13-15 1.1	2.06e3	65.2	NO
7	7	13C6-PFDA	1800129-12 PITTS-20-SB01-13-15 1.1	5.54e3	51.2	NO
8	8	13C7-PFUdA	1800129-12 PITTS-20-SB01-13-15 1.1	2.87e3	21.5	YES

AC 2/2/2018

Dataset: F:\Projects\PFAS.PRO\Results\180201M2\180201M2-IIS AREAS.qld

Last Altered: Friday, February 02, 2018 10:27:53 Pacific Standard Time
Printed: Friday, February 02, 2018 10:29:23 Pacific Standard Time

Name: 180201M2_99, Date: 02-Feb-2018, Time: 05:55:45, ID: 1800148-01 01SB01 10-12' 1.27, Description: 01SB01 10-12'

	#	Name	ID	Area	%Rec	Area Out
1	1	13C4-PFBA	1800148-01 01SB01 10-12' 1.27	8.69e3	77.4	NO
2	2	13C5-PFHxA	1800148-01 01SB01 10-12' 1.27	1.06e4	88.4	NO
3	3	13C3-PFHxS	1800148-01 01SB01 10-12' 1.27	2.86e3	84.5	NO
4	4	13C8-PFOA	1800148-01 01SB01 10-12' 1.27	9.98e3	89.2	NO
5	5	13C9-PFNA	1800148-01 01SB01 10-12' 1.27	9.73e3	70.8	NO
6	6	13C4-PFOS	1800148-01 01SB01 10-12' 1.27	2.59e3	81.9	NO
7	7	13C6-PFDA	1800148-01 01SB01 10-12' 1.27	7.08e3	65.5	NO
8	8	13C7-PFUdA	1800148-01 01SB01 10-12' 1.27	4.08e3	30.6	YES

Name: 180201M2_100, Date: 02-Feb-2018, Time: 06:07:15, ID: 1800148-02 01SB02 1.5-2.5' 1.27, Description: 01SB02 1.5-2.5'

	#	Name	ID	Area	%Rec	Area Out
1	1	13C4-PFBA	1800148-02 01SB02 1.5-2.5' 1.27	9.42e3	84.0	NO
2	2	13C5-PFHxA	1800148-02 01SB02 1.5-2.5' 1.27	1.10e4	92.3	NO
3	3	13C3-PFHxS	1800148-02 01SB02 1.5-2.5' 1.27	2.82e3	83.5	NO
4	4	13C8-PFOA	1800148-02 01SB02 1.5-2.5' 1.27	9.67e3	86.4	NO
5	5	13C9-PFNA	1800148-02 01SB02 1.5-2.5' 1.27	8.98e3	65.4	NO
6	6	13C4-PFOS	1800148-02 01SB02 1.5-2.5' 1.27	1.97e3	62.3	NO
7	7	13C6-PFDA	1800148-02 01SB02 1.5-2.5' 1.27	6.54e3	60.5	NO
8	8	13C7-PFUdA	1800148-02 01SB02 1.5-2.5' 1.27	2.79e3	20.9	YES

Name: 180201M2_101, Date: 02-Feb-2018, Time: 06:18:44, ID: IPA, Description: IPA

	#	Name	ID	Area	%Rec	Area Out
1	1	13C4-PFBA	IPA			NO
2	2	13C5-PFHxA	IPA			NO
3	3	13C3-PFHxS	IPA			NO
4	4	13C8-PFOA	IPA			NO
5	5	13C9-PFNA	IPA			NO
6	6	13C4-PFOS	IPA			NO
7	7	13C6-PFDA	IPA			NO
8	8	13C7-PFUdA	IPA			NO

Name: 180201M2_102, Date: 02-Feb-2018, Time: 06:30:11, ID: ST180201M2-15 PFC CS0 18A3009, Description: PFC CS0 18A3009

	#	Name	ID	Area	%Rec	Area Out
1	1	13C4-PFBA	ST180201M2-15 PFC CS0 18A3009	1.40e4	124.8	NO
2	2	13C5-PFHxA	ST180201M2-15 PFC CS0 18A3009	1.49e4	124.8	NO
3	3	13C3-PFHxS	ST180201M2-15 PFC CS0 18A3009	4.26e3	126.1	NO
4	4	13C8-PFOA	ST180201M2-15 PFC CS0 18A3009	1.46e4	130.8	NO
5	5	13C9-PFNA	ST180201M2-15 PFC CS0 18A3009	1.71e4	124.3	NO
6	6	13C4-PFOS	ST180201M2-15 PFC CS0 18A3009	4.26e3	134.8	NO
7	7	13C6-PFDA	ST180201M2-15 PFC CS0 18A3009	1.42e4	131.0	NO
8	8	13C7-PFUdA	ST180201M2-15 PFC CS0 18A3009	1.86e4	139.3	NO

AC 2/2/2018

Dataset: F:\Projects\PFAS.PRO\Results\180201M2\180201M2-IIS AREAS.qld

Last Altered: Friday, February 02, 2018 10:27:53 Pacific Standard Time
Printed: Friday, February 02, 2018 10:29:23 Pacific Standard Time

Name: 180201M2_103, Date: 02-Feb-2018, Time: 06:41:41, ID: IPA, Description: IPA

	#	Name	ID	Area	%Rec	Area Out
1	1	13C4-PFBA	IPA			NO
2	2	13C5-PFHxA	IPA			NO
3	3	13C3-PFHxS	IPA			NO
4	4	13C8-PFOA	IPA			NO
5	5	13C9-PFNA	IPA			NO
6	6	13C4-PFOS	IPA			NO
7	7	13C6-PFDA	IPA			NO
8	8	13C7-PFUdA	IPA			NO

Name: 180201M2_104, Date: 02-Feb-2018, Time: 06:53:08, ID: 1800148-03 01SB02 9.5-11.5' 1.22, Description: 01SB02 9.5-11.5'

	#	Name	ID	Area	%Rec	Area Out
1	1	13C4-PFBA	1800148-03 01SB02 9.5-11.5' 1.22	8.96e3	79.8	NO
2	2	13C5-PFHxA	1800148-03 01SB02 9.5-11.5' 1.22	1.08e4	90.6	NO
3	3	13C3-PFHxS	1800148-03 01SB02 9.5-11.5' 1.22	2.63e3	77.9	NO
4	4	13C8-PFOA	1800148-03 01SB02 9.5-11.5' 1.22	1.04e4	92.6	NO
5	5	13C9-PFNA	1800148-03 01SB02 9.5-11.5' 1.22	7.33e3	53.4	NO
6	6	13C4-PFOS	1800148-03 01SB02 9.5-11.5' 1.22	1.55e3	49.2	YES
7	7	13C6-PFDA	1800148-03 01SB02 9.5-11.5' 1.22	4.07e3	37.7	YES
8	8	13C7-PFUdA	1800148-03 01SB02 9.5-11.5' 1.22	1.37e3	10.3	YES

Name: 180201M2_105, Date: 02-Feb-2018, Time: 07:04:38, ID: 1800148-04 01SB03 1.5-2.5' 1.19, Description: 01SB03 1.5-2.5'

	#	Name	ID	Area	%Rec	Area Out
1	1	13C4-PFBA	1800148-04 01SB03 1.5-2.5' 1.19	8.63e3	76.9	NO
2	2	13C5-PFHxA	1800148-04 01SB03 1.5-2.5' 1.19	1.06e4	88.9	NO
3	3	13C3-PFHxS	1800148-04 01SB03 1.5-2.5' 1.19	2.60e3	76.9	NO
4	4	13C8-PFOA	1800148-04 01SB03 1.5-2.5' 1.19	9.88e3	88.3	NO
5	5	13C9-PFNA	1800148-04 01SB03 1.5-2.5' 1.19	8.06e3	58.7	NO
6	6	13C4-PFOS	1800148-04 01SB03 1.5-2.5' 1.19	1.36e3	43.0	YES
7	7	13C6-PFDA	1800148-04 01SB03 1.5-2.5' 1.19	3.58e3	33.1	YES
8	8	13C7-PFUdA	1800148-04 01SB03 1.5-2.5' 1.19	1.17e3	8.7	YES

Name: 180201M2_106, Date: 02-Feb-2018, Time: 07:16:08, ID: 1800148-05 01SB03 10-12' 1.26, Description: 01SB03 10-12'

	#	Name	ID	Area	%Rec	Area Out
1	1	13C4-PFBA	1800148-05 01SB03 10-12' 1.26	8.64e3	77.0	NO
2	2	13C5-PFHxA	1800148-05 01SB03 10-12' 1.26	8.79e3	73.4	NO
3	3	13C3-PFHxS	1800148-05 01SB03 10-12' 1.26	2.97e3	87.8	NO
4	4	13C8-PFOA	1800148-05 01SB03 10-12' 1.26	8.57e3	76.6	NO
5	5	13C9-PFNA	1800148-05 01SB03 10-12' 1.26	9.61e3	70.0	NO
6	6	13C4-PFOS	1800148-05 01SB03 10-12' 1.26	1.83e3	57.9	NO
7	7	13C6-PFDA	1800148-05 01SB03 10-12' 1.26	5.18e3	47.9	YES
8	8	13C7-PFUdA	1800148-05 01SB03 10-12' 1.26	2.40e3	18.0	YES

AC 2/2/2018

Dataset: F:\Projects\PFAS.PRO\Results\180201M2\180201M2-IIS AREAS.qld

Last Altered: Friday, February 02, 2018 10:27:53 Pacific Standard Time
Printed: Friday, February 02, 2018 10:29:23 Pacific Standard Time

Name: 180201M2_107, Date: 02-Feb-2018, Time: 07:27:35, ID: 1800148-06 07SB01 1.5-2' 1.26, Description: 07SB01 1.5-2'

	#	Name	ID	Area	%Rec	Area Out
1	1	13C4-PFBA	1800148-06 07SB01 1.5-2' 1.26	9.39e3	83.7	NO
2	2	13C5-PFHxA	1800148-06 07SB01 1.5-2' 1.26	1.11e4	92.4	NO
3	3	13C3-PFHxS	1800148-06 07SB01 1.5-2' 1.26	2.85e3	84.3	NO
4	4	13C8-PFOA	1800148-06 07SB01 1.5-2' 1.26	8.86e3	79.2	NO
5	5	13C9-PFNA	1800148-06 07SB01 1.5-2' 1.26	1.01e4	73.5	NO
6	6	13C4-PFOS	1800148-06 07SB01 1.5-2' 1.26	2.05e3	64.8	NO
7	7	13C6-PFDA	1800148-06 07SB01 1.5-2' 1.26	5.17e3	47.9	YES
8	8	13C7-PFUdA	1800148-06 07SB01 1.5-2' 1.26	3.17e3	23.8	YES

Name: 180201M2_108, Date: 02-Feb-2018, Time: 07:39:05, ID: 1800148-07 07SB01 13-15' 1.29, Description: 07SB01 13-15'

	#	Name	ID	Area	%Rec	Area Out
1	1	13C4-PFBA	1800148-07 07SB01 13-15' 1.29	7.91e3	70.5	NO
2	2	13C5-PFHxA	1800148-07 07SB01 13-15' 1.29	8.29e3	69.3	NO
3	3	13C3-PFHxS	1800148-07 07SB01 13-15' 1.29	2.48e3	73.2	NO
4	4	13C8-PFOA	1800148-07 07SB01 13-15' 1.29	7.57e3	67.6	NO
5	5	13C9-PFNA	1800148-07 07SB01 13-15' 1.29	7.45e3	54.3	NO
6	6	13C4-PFOS	1800148-07 07SB01 13-15' 1.29	1.50e3	47.5	YES
7	7	13C6-PFDA	1800148-07 07SB01 13-15' 1.29	3.80e3	35.2	YES
8	8	13C7-PFUdA	1800148-07 07SB01 13-15' 1.29	1.38e3	10.3	YES

Name: 180201M2_109, Date: 02-Feb-2018, Time: 07:50:32, ID: 1800148-08 07SB02 1-2' 1.24, Description: 07SB02 1-2'

	#	Name	ID	Area	%Rec	Area Out
1	1	13C4-PFBA	1800148-08 07SB02 1-2' 1.24	8.08e3	72.0	NO
2	2	13C5-PFHxA	1800148-08 07SB02 1-2' 1.24	9.61e3	80.4	NO
3	3	13C3-PFHxS	1800148-08 07SB02 1-2' 1.24	2.59e3	76.6	NO
4	4	13C8-PFOA	1800148-08 07SB02 1-2' 1.24	9.80e3	87.6	NO
5	5	13C9-PFNA	1800148-08 07SB02 1-2' 1.24	9.63e3	70.1	NO
6	6	13C4-PFOS	1800148-08 07SB02 1-2' 1.24	2.04e3	64.6	NO
7	7	13C6-PFDA	1800148-08 07SB02 1-2' 1.24	5.15e3	47.6	YES
8	8	13C7-PFUdA	1800148-08 07SB02 1-2' 1.24	2.97e3	22.3	YES

Name: 180201M2_110, Date: 02-Feb-2018, Time: 08:02:01, ID: 1800148-09 07SB02 10-12' 1.26, Description: 07SB02 10-12'

	#	Name	ID	Area	%Rec	Area Out
1	1	13C4-PFBA	1800148-09 07SB02 10-12' 1.26	7.70e3	68.6	NO
2	2	13C5-PFHxA	1800148-09 07SB02 10-12' 1.26	8.66e3	72.4	NO
3	3	13C3-PFHxS	1800148-09 07SB02 10-12' 1.26	2.75e3	81.4	NO
4	4	13C8-PFOA	1800148-09 07SB02 10-12' 1.26	9.49e3	84.9	NO
5	5	13C9-PFNA	1800148-09 07SB02 10-12' 1.26	1.03e4	75.3	NO
6	6	13C4-PFOS	1800148-09 07SB02 10-12' 1.26	2.32e3	73.5	NO
7	7	13C6-PFDA	1800148-09 07SB02 10-12' 1.26	5.67e3	52.5	NO
8	8	13C7-PFUdA	1800148-09 07SB02 10-12' 1.26	3.67e3	27.5	YES

AC 2/2/2018

Dataset: F:\Projects\PFAS.PRO\Results\180201M2\180201M2-IIS AREAS.qld

Last Altered: Friday, February 02, 2018 10:27:53 Pacific Standard Time
Printed: Friday, February 02, 2018 10:29:23 Pacific Standard Time

Name: 180201M2_111, Date: 02-Feb-2018, Time: 08:13:31, ID: 1800148-10 04SB09 13-15' 1.17, Description: 04SB09 13-15'

	#	Name	ID	Area	%Rec	Area Out
1	1	13C4-PFBA	1800148-10 04SB09 13-15' 1.17	7.83e3	69.8	NO
2	2	13C5-PFHxA	1800148-10 04SB09 13-15' 1.17	8.86e3	74.1	NO
3	3	13C3-PFHxS	1800148-10 04SB09 13-15' 1.17	2.55e3	75.3	NO
4	4	13C8-PFOA	1800148-10 04SB09 13-15' 1.17	8.54e3	76.3	NO
5	5	13C9-PFNA	1800148-10 04SB09 13-15' 1.17	7.67e3	55.8	NO
6	6	13C4-PFOS	1800148-10 04SB09 13-15' 1.17	1.32e3	41.7	YES
7	7	13C6-PFDA	1800148-10 04SB09 13-15' 1.17	3.04e3	28.1	YES
8	8	13C7-PFUdA	1800148-10 04SB09 13-15' 1.17	8.67e2	6.5	YES

Name: 180201M2_112, Date: 02-Feb-2018, Time: 08:25:01, ID: 1701951-02@5X FC-MW02SR1-20171212 0.25063, Description: FC-MW02SR1-20171212

	#	Name	ID	Area	%Rec	Area Out
1	1	13C4-PFBA	1701951-02@5X FC-MW02SR1-20171...	9.06e3	80.8	NO
2	2	13C5-PFHxA	1701951-02@5X FC-MW02SR1-20171...	1.08e4	90.6	NO
3	3	13C3-PFHxS	1701951-02@5X FC-MW02SR1-20171...			
4	4	13C8-PFOA	1701951-02@5X FC-MW02SR1-20171...			
5	5	13C9-PFNA	1701951-02@5X FC-MW02SR1-20171...			
6	6	13C4-PFOS	1701951-02@5X FC-MW02SR1-20171...			
7	7	13C6-PFDA	1701951-02@5X FC-MW02SR1-20171...			
8	8	13C7-PFUdA	1701951-02@5X FC-MW02SR1-20171...			

Name: 180201M2_113, Date: 02-Feb-2018, Time: 08:36:27, ID: 1701951-10@5X FC-DUP07-20171212 0.24536, Description: FC-DUP07-20171212

	#	Name	ID	Area	%Rec	Area Out
1	1	13C4-PFBA	1701951-10@5X FC-DUP07-20171212...	4.80e3	42.8	YES
2	2	13C5-PFHxA	1701951-10@5X FC-DUP07-20171212...	5.29e3	44.2	YES
3	3	13C3-PFHxS	1701951-10@5X FC-DUP07-20171212...			
4	4	13C8-PFOA	1701951-10@5X FC-DUP07-20171212...			
5	5	13C9-PFNA	1701951-10@5X FC-DUP07-20171212...			
6	6	13C4-PFOS	1701951-10@5X FC-DUP07-20171212...			
7	7	13C6-PFDA	1701951-10@5X FC-DUP07-20171212...			
8	8	13C7-PFUdA	1701951-10@5X FC-DUP07-20171212...			

Name: 180201M2_114, Date: 02-Feb-2018, Time: 08:47:55, ID: IPA, Description: IPA

	#	Name	ID	Area	%Rec	Area Out
1	1	13C4-PFBA	IPA			NO
2	2	13C5-PFHxA	IPA			NO
3	3	13C3-PFHxS	IPA			NO
4	4	13C8-PFOA	IPA			NO
5	5	13C9-PFNA	IPA			NO
6	6	13C4-PFOS	IPA			NO
7	7	13C6-PFDA	IPA			NO
8	8	13C7-PFUdA	IPA	5.97e0	0.0	YES

AC 2/2/2018

Dataset: F:\Projects\PFAS.PRO\Results\180201M2\180201M2-IIS AREAS.qld

Last Altered: Friday, February 02, 2018 10:27:53 Pacific Standard Time
Printed: Friday, February 02, 2018 10:29:23 Pacific Standard Time

Name: 180201M2_115, Date: 02-Feb-2018, Time: 08:59:21, ID: ST180201M2-16 PFC CS3 18A3012, Description: PFC CS3 18A3012

	#	Name	ID	Area	%Rec	Area Out
1	1	13C4-PFBA	ST180201M2-16 PFC CS3 18A3012	1.32e4	117.6	NO
2	2	13C5-PFHxA	ST180201M2-16 PFC CS3 18A3012	1.52e4	126.7	NO
3	3	13C3-PFHxS	ST180201M2-16 PFC CS3 18A3012	3.88e3	114.7	NO
4	4	13C8-PFOA	ST180201M2-16 PFC CS3 18A3012	1.35e4	120.7	NO
5	5	13C9-PFNA	ST180201M2-16 PFC CS3 18A3012	1.32e4	96.1	NO
6	6	13C4-PFOS	ST180201M2-16 PFC CS3 18A3012	3.67e3	116.0	NO
7	7	13C6-PFDA	ST180201M2-16 PFC CS3 18A3012	1.08e4	100.4	NO
8	8	13C7-PFUdA	ST180201M2-16 PFC CS3 18A3012	1.41e4	105.8	NO

Name: 180201M2_116, Date: 02-Feb-2018, Time: 09:10:52, ID: IPA, Description: IPA

	#	Name	ID	Area	%Rec	Area Out
1	1	13C4-PFBA	IPA			NO
2	2	13C5-PFHxA	IPA	5.53e0	0.0	YES
3	3	13C3-PFHxS	IPA			NO
4	4	13C8-PFOA	IPA			NO
5	5	13C9-PFNA	IPA			NO
6	6	13C4-PFOS	IPA			NO
7	7	13C6-PFDA	IPA			NO
8	8	13C7-PFUdA	IPA			NO

AC 2/2/2018

Vista Analytical Laboratory

Dataset: F:\Projects\PFAS.PRO\Results\180201M2\180201M2-12.qld

Last Altered: Friday, February 02, 2018 09:29:53 Pacific Standard Time
Printed: Friday, February 02, 2018 09:30:13 Pacific Standard Time

Method: F:\Projects\PFAS.PRO\MethDB\PFAS_FULL_80C_020118.mdb 02 Feb 2018 09:02:54
Calibration: F:\Projects\PFAS.PRO\CurveDB\C18_VAL-PFAS_Q4_02-01-18-FULL.cdb 02 Feb 2018 08:56:36

Name: 180201M2_12, Date: 01-Feb-2018, Time: 12:47:03, ID: IPA, Description: IPA

PFBA

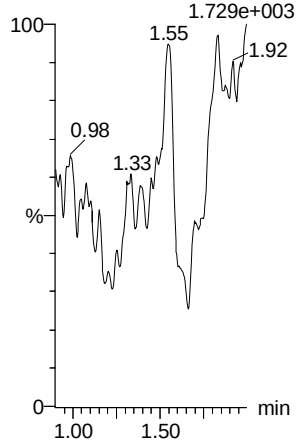

PFPeA

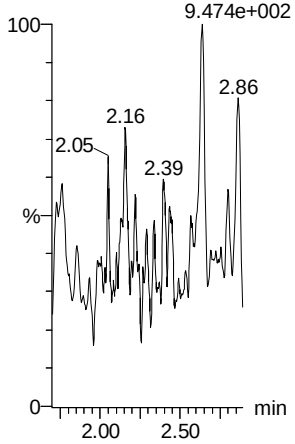

PFBS

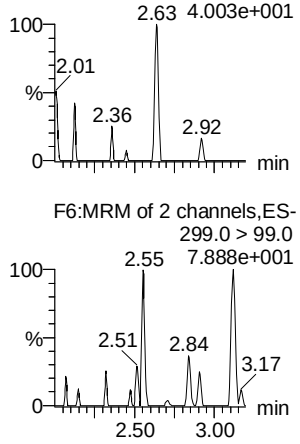

4:2 FTS

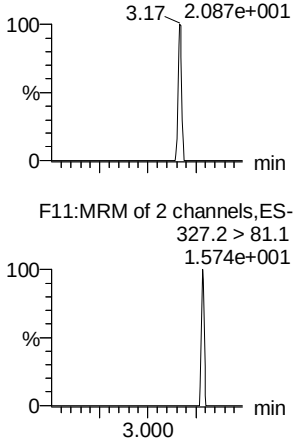

PFHxA

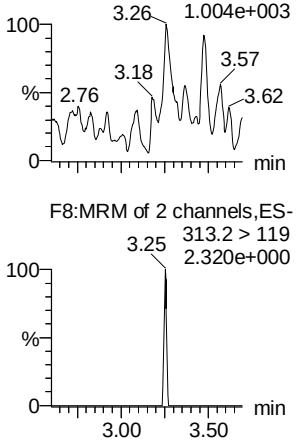

PFPeS

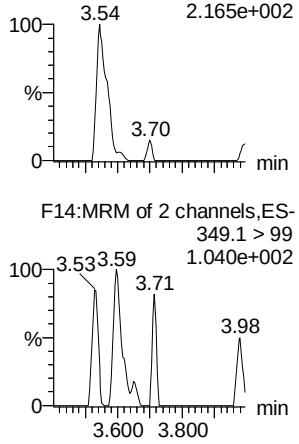

13C3-PFBA

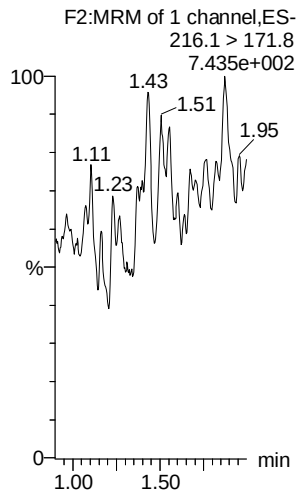

13C3-PFPeA

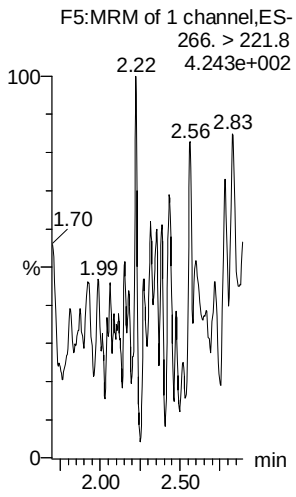

13C3-PFBS

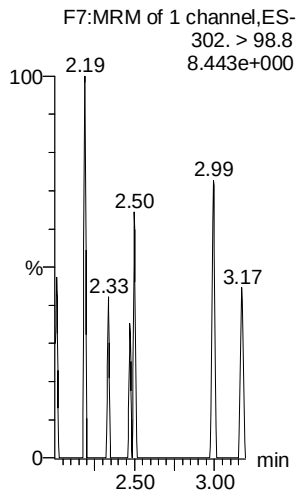

13C3-PFBS

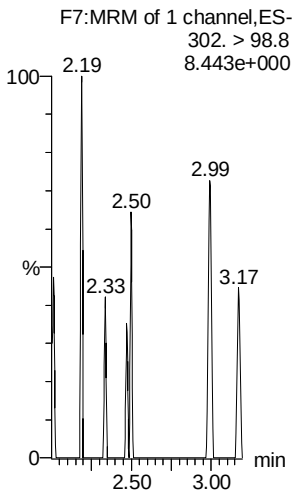

13C2-PFHxA

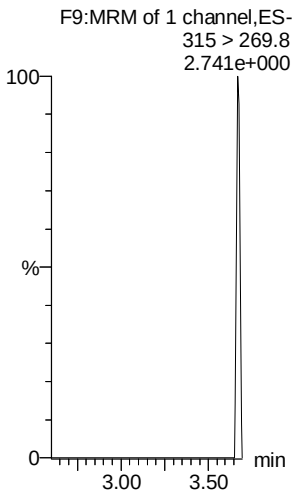

13C3-PFBS

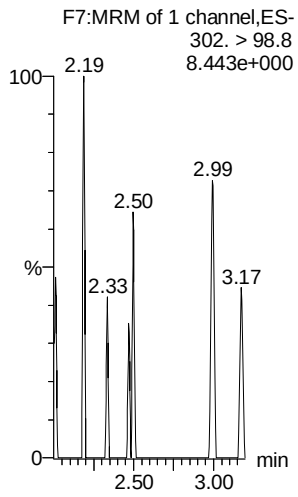

AC 2/2/2018

Dataset: F:\Projects\PFAS.PRO\Results\180201M2\180201M2-12.qld

Last Altered: Friday, February 02, 2018 09:29:53 Pacific Standard Time
Printed: Friday, February 02, 2018 09:30:13 Pacific Standard Time

Name: 180201M2_12, Date: 01-Feb-2018, Time: 12:47:03, ID: IPA, Description: IPA

PFHpA

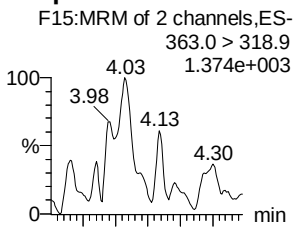

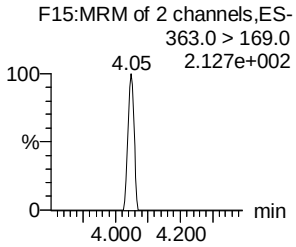

L-PFHxS

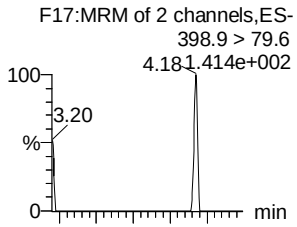

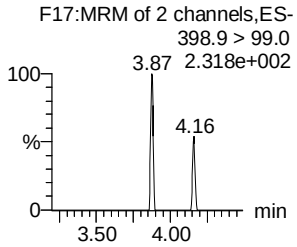

6:2 FTS

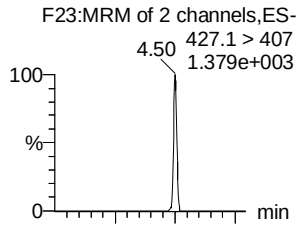

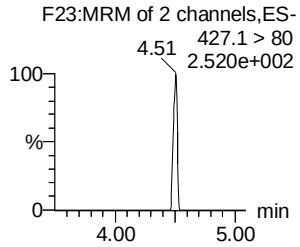

L-PFOA

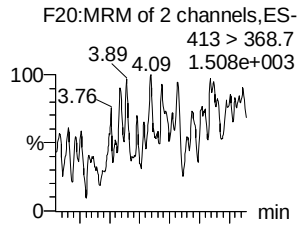

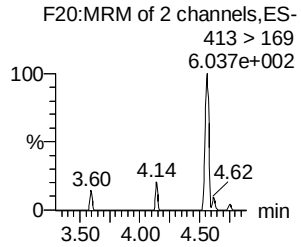

PFHpS

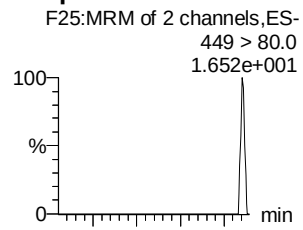

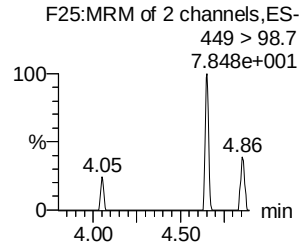

PFNA

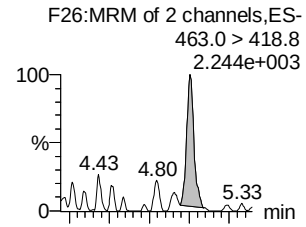

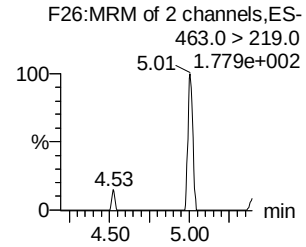

13C4-PFHpA

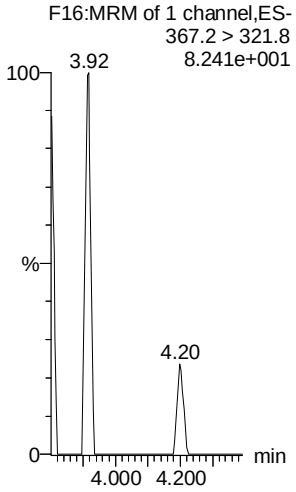

18O2-PFHxS

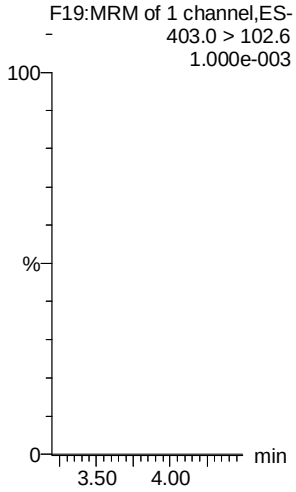

13C2-PFOA

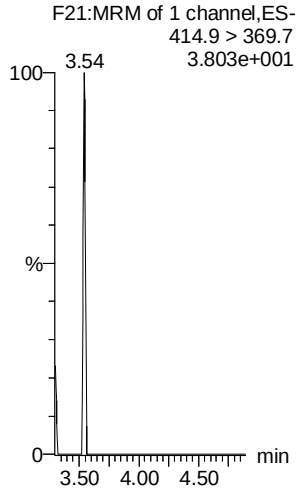

13C2-PFOA

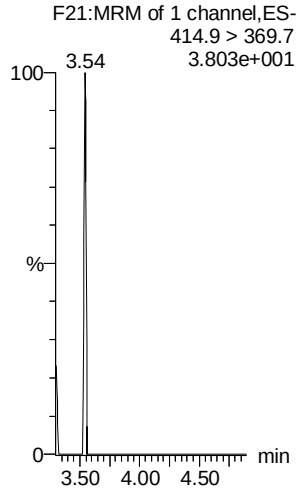

13C8-PFOS

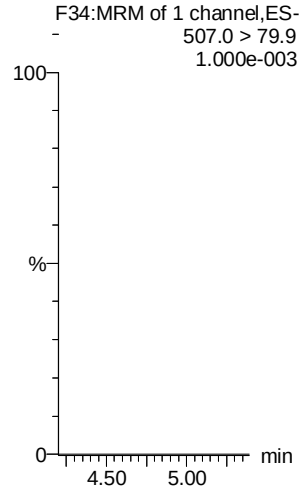

13C5-PFNA

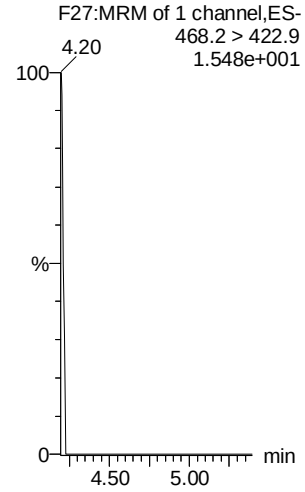

AC 2/2/2018

Dataset: F:\Projects\PFAS.PRO\Results\180201M2\180201M2-12.qld

Last Altered: Friday, February 02, 2018 09:29:53 Pacific Standard Time
Printed: Friday, February 02, 2018 09:30:13 Pacific Standard Time

Name: 180201M2_12, Date: 01-Feb-2018, Time: 12:47:03, ID: IPA, Description: IPA

PFOSA

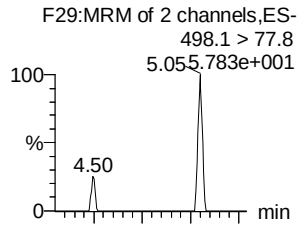

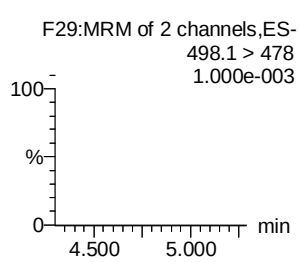

L-PFOS

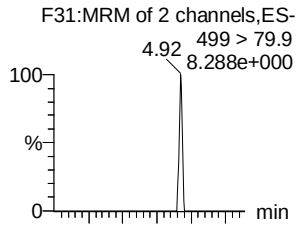

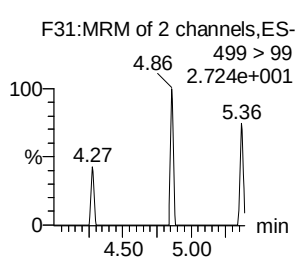

PFDA

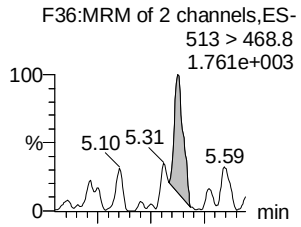

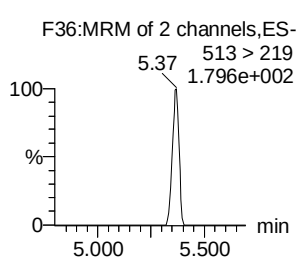

8:2 FTS

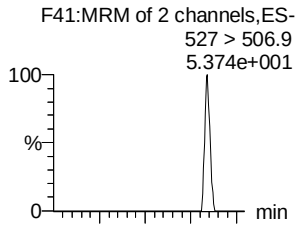

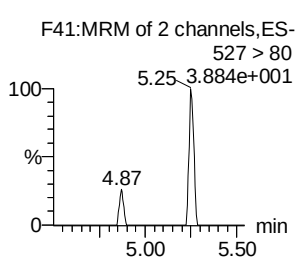

PFNS

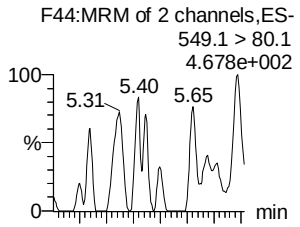

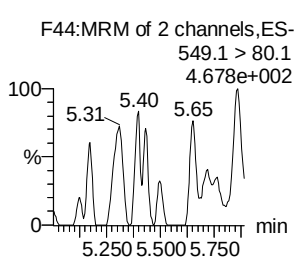

N-MeFOSAA

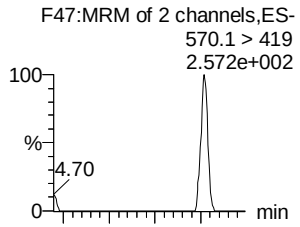

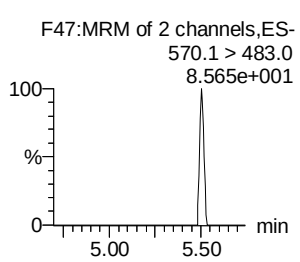

13C8-PFOSA

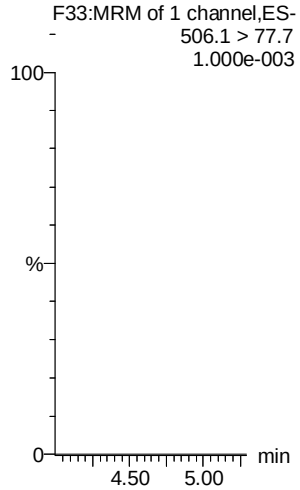

13C8-PFOS

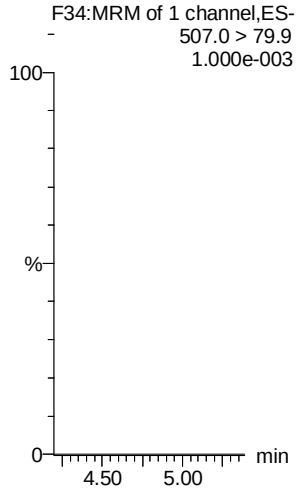

13C2-PFDA

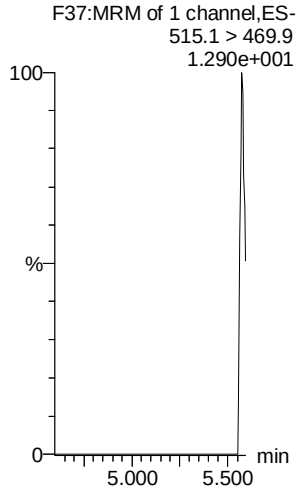

13C2-PFDA

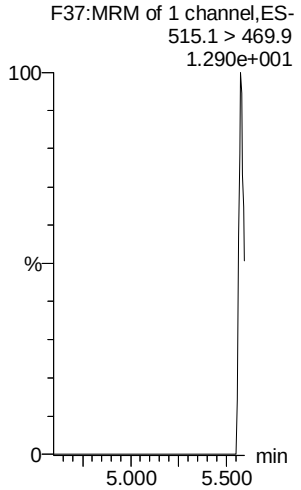

13C8-PFOS

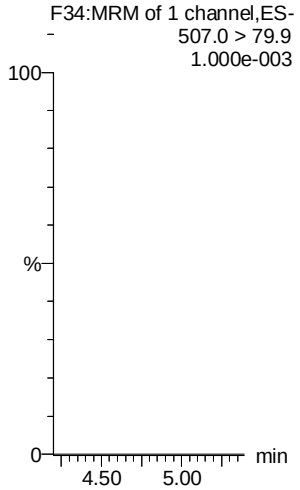

d3-N-MeFOSAA

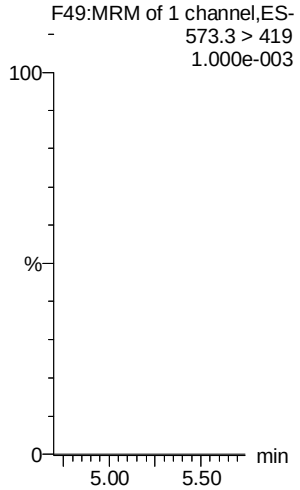

AC 2/2/2018

Vista Analytical Laboratory

Dataset: F:\Projects\PFAS.PRO\Results\180201M2\180201M2-12.qld

Last Altered: Friday, February 02, 2018 09:29:53 Pacific Standard Time
Printed: Friday, February 02, 2018 09:30:13 Pacific Standard Time

Name: 180201M2_12, Date: 01-Feb-2018, Time: 12:47:03, ID: IPA, Description: IPA

N-EtFOSAA

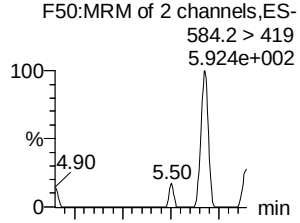

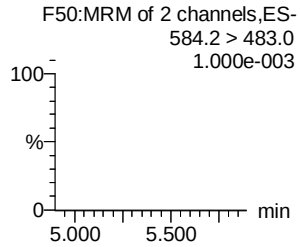

PFUdA

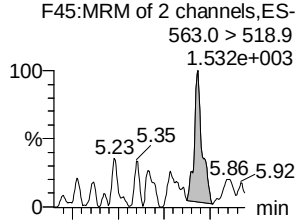

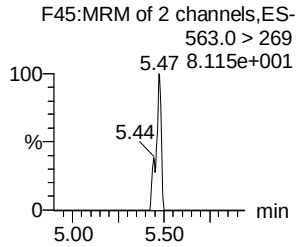

PFDS

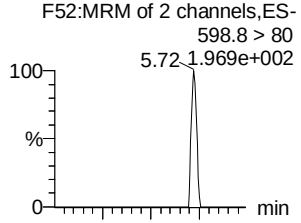

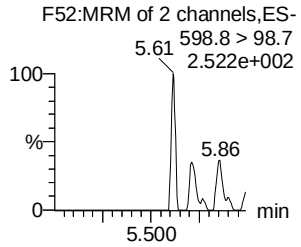

PFDoA

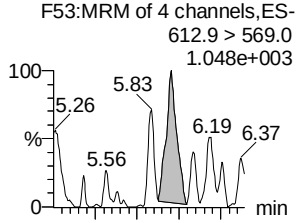

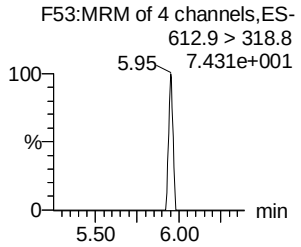

N-MeFOSA

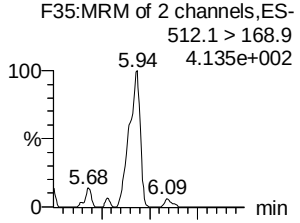

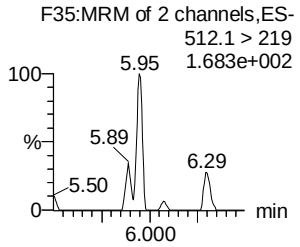

PFTrDA

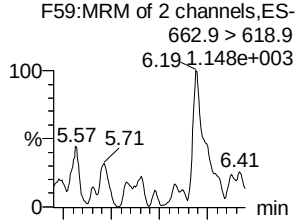

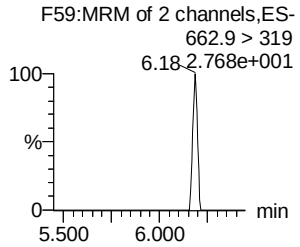

d5-N-EtFOSAA

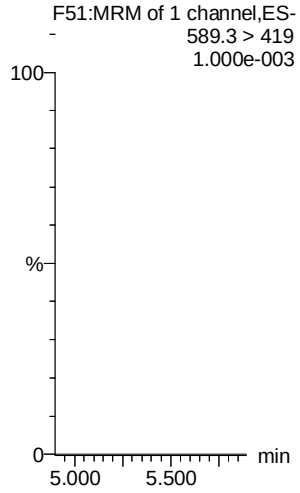

13C2-PFUdA

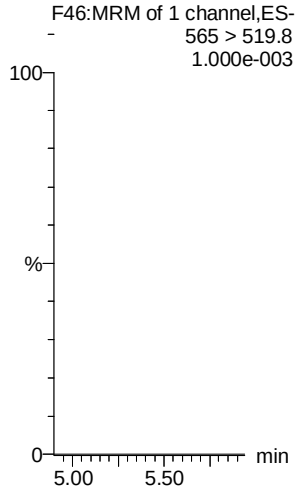

13C2-PFUdA

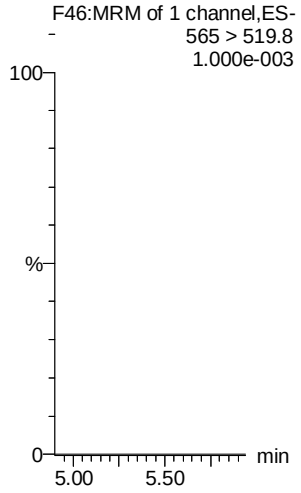

13C2-PFDoA

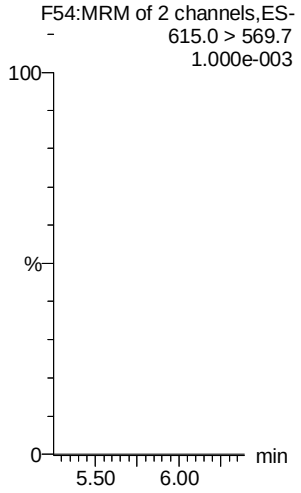

d3-N-MeFOSA

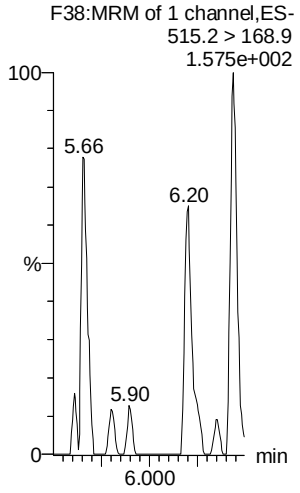

13C2-PFTeDA

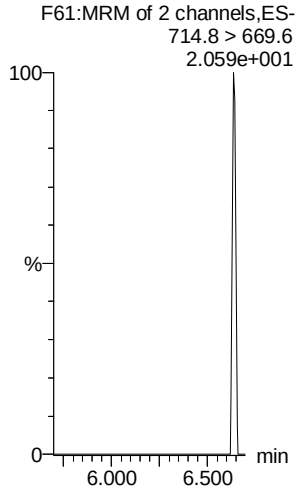

AC 2/2/2018

Vista Analytical Laboratory

Dataset: F:\Projects\PFAS.PRO\Results\180201M2\180201M2-12.qld

Last Altered: Friday, February 02, 2018 09:29:53 Pacific Standard Time
Printed: Friday, February 02, 2018 09:30:13 Pacific Standard Time

Name: 180201M2_12, Date: 01-Feb-2018, Time: 12:47:03, ID: IPA, Description: IPA

PFTeDA

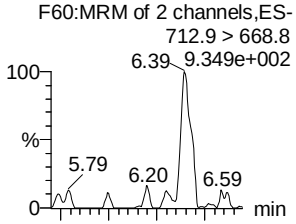

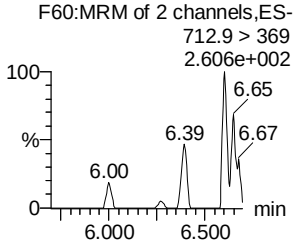

N-EtFOSA

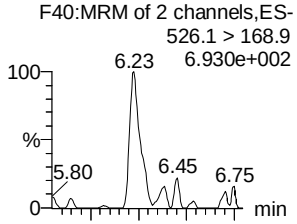

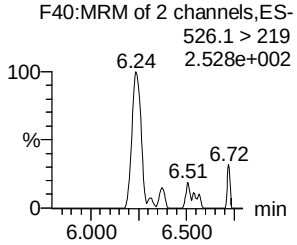

PFHxDA

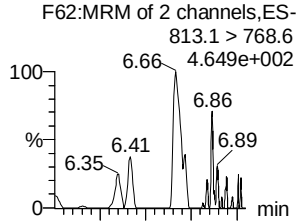

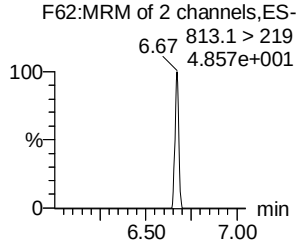

PFODA

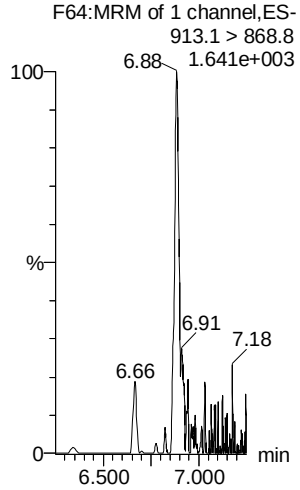

N-MeFOSE

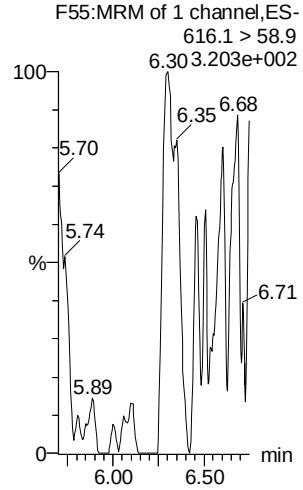

N-EtFOSE

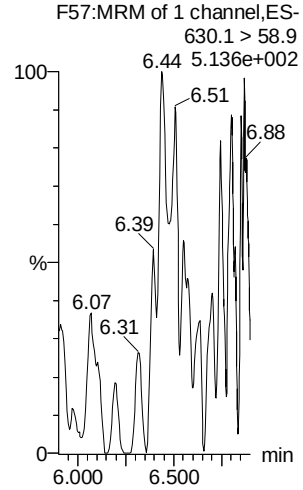

13C2-PFTeDA

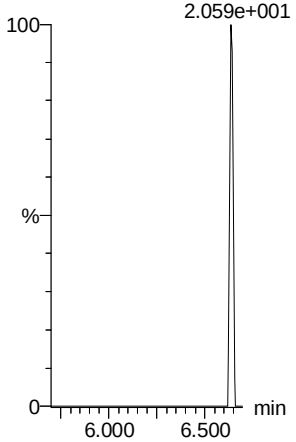

d5-N-ETFOSA

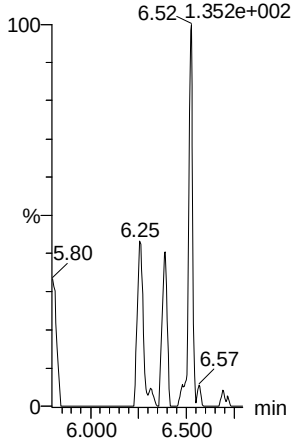

13C2-PFHxDA

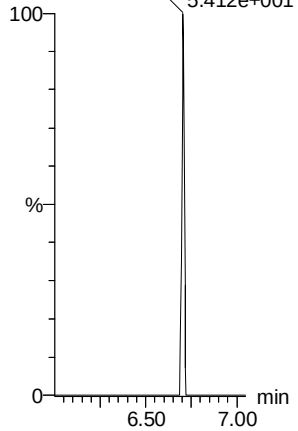

13C2-PFHxDA

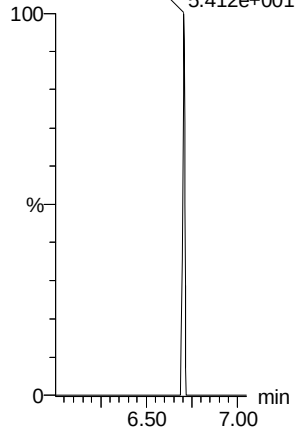

d7-N-MeFOSE

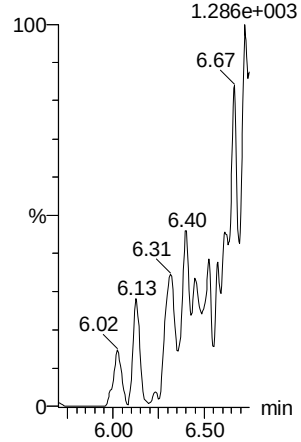

d9-N-EtFOSE

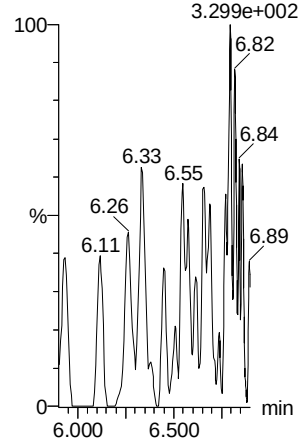

AC 2/2/2018

Vista Analytical Laboratory

Dataset: F:\Projects\PFAS.PRO\Results\180201M2\180201M2-12.qld

Last Altered: Friday, February 02, 2018 09:29:53 Pacific Standard Time
Printed: Friday, February 02, 2018 09:30:13 Pacific Standard Time

Name: 180201M2_12, Date: 01-Feb-2018, Time: 12:47:03, ID: IPA, Description: IPA

13C4-PFBA

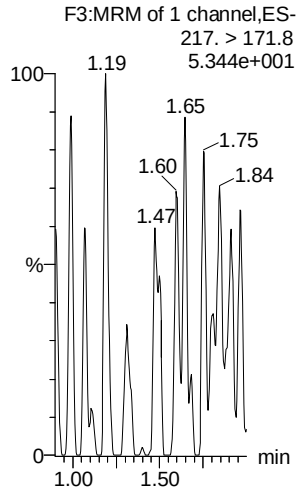

13C5-PFHxA

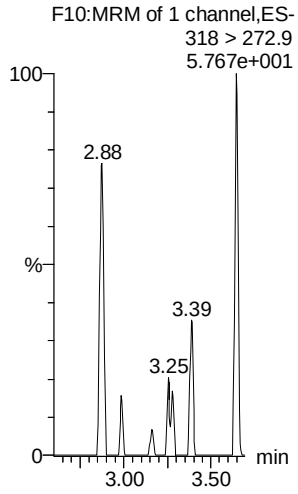

13C3-PFHxS

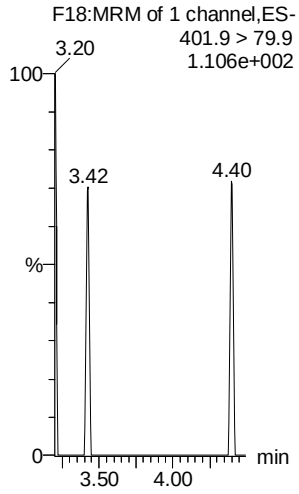

13C8-PFOA

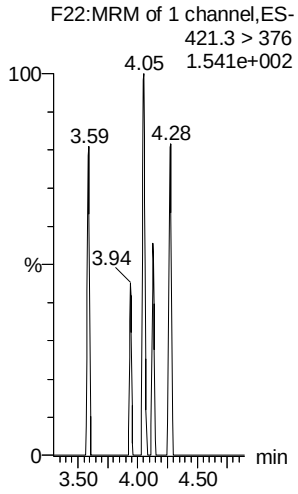

13C9-PFNA

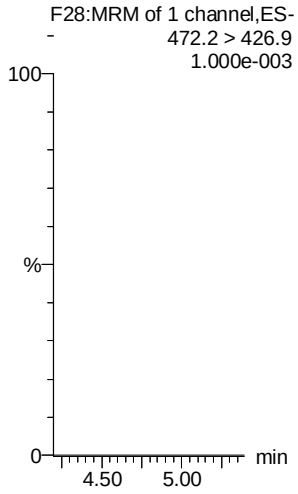

13C4-PFOS

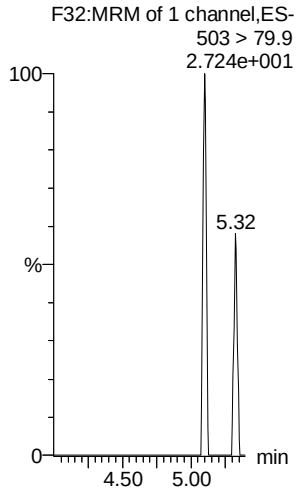

13C6-PFDA

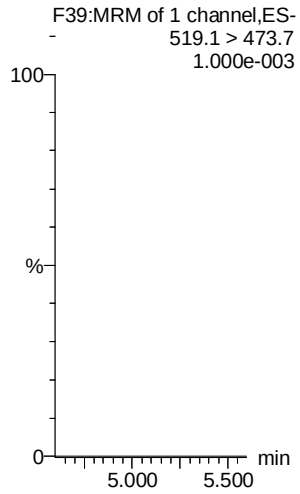

13C7-PFUdA

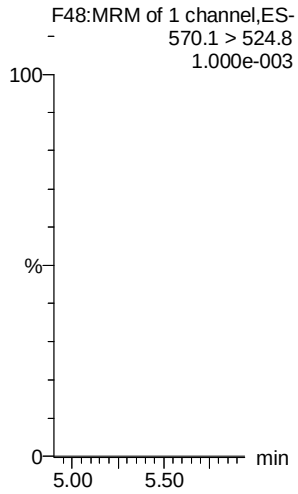

13C2-4:2 FTS

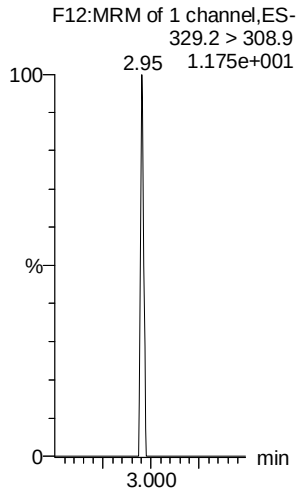

AC 2/2/2018

LC Calibration Standards Review Checklist Q4

		ION Ratio	Concentration	C-Cals Name	Sign Date	Correct I-Cal	Manual Integrations	N/A
Calibration ID: ST180201M2-11	L (M) H	N/A	☑ (A)	☑	☑	☑	☑	☐
Calibration ID: -12	(L) M H	☐	☑ (B)	☑	☑	☑	☑	☐
Calibration ID: -13	L (M) H	☐	☑	☑	☑	☑	☑	☐
Calibration ID: -14	L (M) H	☐	☑ (C) (D)	☑	☑	☑	☑	☐
Calibration ID: -15	(L) M H	☐	☑ (C)	☑	☑	☑	☑	☐
Calibration ID: -16	L (M) H	☑	☑	☑	☑	☑	☑	☑
Calibration ID:	L M H	☐	☐	☐	☐	☐	☐	☐
Calibration ID:	L M H	☐	☐	☐	☐	☐	☐	☐
Calibration ID:	L M H	☐	☐	☐	☐	☐	☐	☐
Calibration ID:	L M H	☐	☐	☐	☐	☐	☐	☐

Full Mass Cal. Date: 12/27/17

Run Log Present: ☑

IB 180201M
115 Area 180201M2

# of Samples per Sequence Checked: ☑

Reviewed By: JA. 02/02/2018
Initials/Date

Comments:
(A) 4:2 FTS > 130%.
(B) PFHpS > 130%.
(C) PFDS > 130%
(D) d_7-~~NE~~ N-MeFOSE > 130%.

Vista Analytical Laboratory

Ⓐ 4:2 FTS >130%.

Dataset: F:\Projects\PFAS.PRO\Results\180201M2\180201M2-38.qld

Last Altered: Friday, February 02, 2018 09:05:08 Pacific Standard Time
Printed: Friday, February 02, 2018 09:37:32 Pacific Standard Time

AC 2/2/18

Method: F:\Projects\PFAS.PRO\MethDB\PFAS_FULL_80C_020118.mdb 02 Feb 2018 09:02:54
Calibration: F:\Projects\PFAS.PRO\CurveDB\C18_VAL-PFAS_Q4_02-01-18-FULL.cdb 02 Feb 2018 08:56:36

Name: 180201M2_38, Date: 01-Feb-2018, Time: 18:15:33, ID: ST180201M2-11 PFC CS3 18A3012, Description: PFC CS3 18A3012

✓ JA. 02/02/2018

	#	Name	Trace	Area	IS Area	RRF	Divisor1	Pred.RT	RT	y Axis Resp.	Conc.	%Rec
1	1	PFBA	213.0 > 168.8	1.09e4	1.11e4		1.0000	1.73	1.64	12.3	10.64	106.4
2	2	PFPeA	263.1 > 218.9	1.01e4	1.28e4		1.0000	2.70	2.61	9.88	10.59	105.9
3	3	PFBS	299.0 > 79.7	2.21e3	1.60e3		1.0000	2.98	2.88	17.3	11.29	112.9
4	4	4:2 FTS	327.2>307.2	2.73e3	1.60e3		1.0000	3.38	3.29	21.4	13.10 Ⓐ	131.0
5	5	PFHxA	313.2 > 268.9	1.25e4	3.79e3		1.0000	3.48	3.38	16.4	10.84	108.4
6	6	PFPeS	349.1>80.1	2.44e3	1.60e3		1.0000	3.67	3.58	19.1	9.999	100.0
7	7	PFHpA	363.0 > 318.9	1.11e4	1.12e4		1.0000	4.10	4.01	12.4	9.249	92.5
8	8	L-PFHxS	398.9 > 79.6	1.82e3	1.12e3		1.0000	4.24	4.15	20.3	12.08	120.8
9	10	6:2 FTS	427.1 > 407	3.13e3	1.48e4		1.0000	4.56	4.47	2.64	10.06	100.6
10	11	L-PFOA	413 > 368.7	1.17e4	1.48e4		1.0000	4.61	4.53	9.84	10.09	100.9
11	13	PFHpS	449 > 80.0	2.90e3	3.35e3		1.0000	4.71	4.63	10.8	10.70	107.0
12	14	PFNA	463.0 > 418.8	1.31e4	1.35e4		1.0000	5.04	4.96	12.1	10.22	102.2
13	15	PFOSA	498.1 > 77.8	2.92e3	3.47e3		1.0000	5.09	5.01	10.5	9.961	99.6
14	16	L-PFOS	499 > 79.9	3.09e3	3.35e3		1.0000	5.11	5.04	11.5	10.56	105.6
15	18	PFDA	513 > 468.8	1.23e4	1.15e4		1.0000	5.40	5.33	13.3	10.98	109.8
16	19	8:2 FTS	527 > 506.9	3.44e3	1.48e4		1.0000	5.38	5.30	2.90	9.078	90.8
17	20	PFNS	549.1>80.1	2.63e3	3.35e3		1.0000	5.46	5.39	9.80	11.02	110.2
18	21	N-MeFOSAA	570.1 > 419	6.61e3	5.35e3		1.0000	5.55	5.48	15.5	10.91	109.1
19	22	N-EtFOSAA	584.2 > 419	5.36e3	6.59e3		1.0000	5.70	5.63	10.2	9.451	94.5
20	23	PFUdA	563.0 > 518.9	1.35e4	1.56e4		1.0000	5.72	5.65	10.8	9.490	94.9
21	24	PFDS	598.8 > 80	3.19e3	1.23e4		1.0000	5.76	5.69	3.24	9.385	93.8
22	25	PFDoA	612.9 > 569.0	1.48e4	1.23e4		1.0000	5.99	5.93	15.0	8.227	82.3
23	26	N-MeFOSA	512.1 > 168.9	6.43e3	1.85e4		1.0000	5.93	5.89	52.0	53.53	107.1
24	27	PFTrDA	662.9 > 618.9	1.96e4	5.80e3		1.0000	6.22	6.16	42.2	10.31	103.1
25	28	PFTeDA	712.9 > 668.8	1.10e4	5.80e3		1.0000	6.41	6.36	23.7	10.98	109.8
26	29	N-EtFOSA	526.1 > 168.9	8.27e3	2.73e4		1.0000	6.25	6.24	45.4	52.14	104.3
27	30	PFHxDA	813.1 > 768.6	4.92e3	3.45e3		1.0000	6.69	6.65	7.14	10.65	106.5
28	31	PFODA	913.1 > 868.8	5.53e3	3.45e3		1.0000	6.90	6.86	8.02	11.23	112.3
29	32	N-MeFOSE	616.1 > 58.9	7.43e3	2.01e4		1.0000	6.31	6.34	55.4	50.39	100.8
30	33	N-EtFOSE	630.1 > 58.9	7.81e3	2.47e4		1.0000	6.45	6.49	47.4	40.12	80.2
31	34	ISC3-PFBA	216.1 > 171.8	1.11e4	1.23e4	0.880	1.0000	1.73	1.63	11.3	12.82	102.6

70-130

Dataset: F:\Projects\PFAS.PRO\Results\180201M2\180201M2-38.qld

Last Altered: Friday, February 02, 2018 09:05:08 Pacific Standard Time
Printed: Friday, February 02, 2018 09:37:32 Pacific Standard Time

Name: 180201M2_38, Date: 01-Feb-2018, Time: 18:15:33, ID: ST180201M2-11 PFC CS3 18A3012, Description: PFC CS3 18A3012

	#	Name	Trace	Area	IS Area	RRF	Divisor1	Pred.RT	RT	y Axis Resp.	Conc.	%Rec
32	35	13C3-PFPeA	266. > 221.8	1.28e4	1.35e4	0.894	1.0000	2.70	2.61	11.8	13.23	105.9
33	36	13C3-PFBS	302. > 98.8	1.60e3	1.35e4	0.120	1.0000	2.98	2.88	1.48	12.30	98.4
34	37	13C2-PFHxA	315 > 269.8	3.79e3	1.35e4	0.700	1.0000	3.48	3.38	3.51	5.012	100.2
35	38	13C4-PFHpA	367.2 > 321.8	1.12e4	1.35e4	0.693	1.0000	4.10	4.01	10.4	15.02	120.1
36	39	18O2-PFHxS	403.0 > 102.6	1.12e3	3.63e3	0.343	1.0000	4.24	4.15	3.86	11.28	90.2
37	40	13C2-6:2 FTS	429.1 > 408.9	3.77e3	1.29e4	0.262	1.0000	4.56	4.47	3.65	13.93	111.5
38	41	13C2-PFOA	414.9 > 369.7	1.48e4	1.29e4	1.064	1.0000	4.61	4.52	14.4	13.49	107.9
39	42	13C5-PFNA	468.2 > 422.9	1.35e4	1.59e4	0.949	1.0000	5.04	4.96	10.6	11.15	89.2
40	43	13C8-PFOSA	506.1 > 77.7	3.47e3	1.84e4	0.211	1.0000	5.09	5.01	2.35	11.13	89.1
41	44	13C8-PFOS	507.0 > 79.9	3.35e3	3.48e3	1.014	1.0000	5.11	5.03	12.0	11.85	94.8
42	45	13C2-PFDA	515.1 > 469.9	1.15e4	1.23e4	1.099	1.0000	5.40	5.33	11.7	10.67	85.3
43	46	13C2-8:2 FTS	529.1 > 508.7	2.48e3	1.35e4	0.194	1.0000	5.38	5.30	2.30	11.83	94.6
44	47	d3-N-MeFOSAA	573.3 > 419	5.35e3	1.84e4	0.381	1.0000	5.55	5.47	3.63	9.510	76.1
45	48	d5-N-EtFOSAA	589.3 > 419	6.59e3	1.84e4	0.430	1.0000	5.70	5.62	4.47	10.42	83.3
46	49	13C2-PFUdA	565 > 519.8	1.56e4	1.84e4	0.966	1.0000	5.72	5.65	10.6	10.99	87.9
47	50	13C2-PFDoA	615.0 > 569.7	1.23e4	1.84e4	0.767	1.0000	5.99	5.93	8.35	10.88	87.1
48	51	d3-N-MeFOSA	515.2 > 168.9	1.85e4	1.84e4	0.094	1.0000	5.93	5.91	12.6	133.9	89.3
49	52	13C2-PFTeDA	714.8 > 669.6	5.80e3	1.84e4	0.413	1.0000	6.41	6.36	3.94	9.529	76.2
50	53	d5-N-ETFOSA	531.1 > 168.9	2.73e4	1.84e4	0.134	1.0000	6.25	6.25	18.5	138.3	92.2
51	54	13C2-PFHxDA	815 > 769.7	3.45e3	1.84e4	0.555	1.0000	6.69	6.65	2.34	4.212	84.2
52	55	d7-N-MeFOSE	623.1 > 58.9	2.01e4	1.84e4	0.107	1.0000	6.31	6.33	13.7	127.7	85.1
53	56	d9-N-EtFOSE	639.2 > 58.8	2.47e4	1.84e4	0.107	1.0000	6.45	6.48	16.8	156.6	104.4
54	57	13C4-PFBA	217. > 171.8	1.23e4	1.23e4	1.000	1.0000	1.73	1.64	12.5	12.50	100.0
55	58	13C5-PFHxA	318 > 272.9	1.35e4	1.35e4	1.000	1.0000	3.48	3.38	12.5	12.50	100.0
56	59	13C3-PFHxS	401.9 > 79.9	3.63e3	3.63e3	1.000	1.0000	4.24	4.15	12.5	12.50	100.0
57	60	13C8-PFOA	421.3 > 376	1.29e4	1.29e4	1.000	1.0000	4.61	4.53	12.5	12.50	100.0
58	61	13C9-PFNA	472.2 > 426.9	1.59e4	1.59e4	1.000	1.0000	5.04	4.96	12.5	12.50	100.0
59	62	13C4-PFOS	503 > 79.9	3.48e3	3.48e3	1.000	1.0000	5.11	5.03	12.5	12.50	100.0
60	63	13C6-PFDA	519.1 > 473.7	1.23e4	1.23e4	1.000	1.0000	5.40	5.33	12.5	12.50	100.0
61	64	13C7-PFUdA	570.1 > 524.8	1.84e4	1.84e4	1.000	1.0000	5.72	5.65	12.5	12.50	100.0
62	72	13C2-4:2 FTS	329.2>308.9	3.69e3	1.35e4	0.312	1.0000	3.38	3.28	3.41	10.94	87.5

50-150

50-150

Vista Analytical Laboratory

Dataset: Untitled

Last Altered: Friday, February 02, 2018 09:50:10 Pacific Standard Time
Printed: Friday, February 02, 2018 09:52:21 Pacific Standard Time

Method: F:\Projects\PFAS.PRO\MethDB\PFAS_FULL_80C_020118.mdb 02 Feb 2018 09:02:54
Calibration: F:\Projects\PFAS.PRO\CurveDB\C18_VAL-PFAS_Q4_02-01-18-FULL.cdb 02 Feb 2018 08:56:36

Compound name: PFBA

	Name	ID	Acq.Date	Acq.Time
1	180201M2_1	IPA	01-Feb-18	10:40:54
2	180201M2_2	ST180201M2-1 PFC CS-2 18A3007	01-Feb-18	10:52:18
3	180201M2_3	ST180201M2-2 PFC CS-1 18A3008	01-Feb-18	11:03:45
4	180201M2_4	ST180201M2-3 PFC CS0 18A3009	01-Feb-18	11:15:12
5	180201M2_5	ST180201M2-4 PFC CS1 18A3010	01-Feb-18	11:26:39
6	180201M2_6	ST180201M2-5 PFC CS2 18A3011	01-Feb-18	11:38:09
7	180201M2_7	ST180201M2-6 PFC CS3 18A3012	01-Feb-18	11:49:38
8	180201M2_8	ST180201M2-7 PFC CS4 18A3013	01-Feb-18	12:01:08
9	180201M2_9	ST180201M2-8 PFC CS5 18A3014	01-Feb-18	12:12:35
10	180201M2_10	ST180201M2-9 PFC CS6 18A3015	01-Feb-18	12:24:05
11	180201M2_11	ST180201M2-10 PFC CS7 18A3016	01-Feb-18	12:35:34
12	180201M2_12	IPA	01-Feb-18	12:47:03
13	180201M2_13	ICV180201M2-1 PFC ICV 18A3006	01-Feb-18	12:58:32
14	180201M2_14	IPA	01-Feb-18	13:10:02
15	180201M2_15	B8A0134-BS1 OPR 0.25	01-Feb-18	13:21:29
16	180201M2_16	B8A0134-BLK1 Method Blank 0.25	01-Feb-18	13:33:00
17	180201M2_17	B8A0134-MS1 Matrix Spike 0.22205	01-Feb-18	13:44:26
18	180201M2_18	B8A0134-MSD1 Matrix Spike Dup 0.2339	01-Feb-18	13:55:56
19	180201M2_19	1800141-01 WT1801151310AB 0.24161	01-Feb-18	14:07:25
20	180201M2_20	1800144-01 WT1801181520MK 0.25508	01-Feb-18	14:18:56
21	180201M2_21	1800144-02 WT1801181540MK 0.24911	01-Feb-18	14:30:23
22	180201M2_22	1800144-03 MW-09-180118JLB 0.25454	01-Feb-18	14:41:53
23	180201M2_23	1800153-01 FT-TW507-1924 0.23859	01-Feb-18	14:53:20
24	180201M2_24	1800153-02 FT-TW510-1520 0.24548	01-Feb-18	15:04:46
25	180201M2_25	1800153-03 FT-TW511-1722 0.24264	01-Feb-18	15:16:13
26	180201M2_26	1800153-04 FT-TW513-2025 0.23397	01-Feb-18	15:27:40
27	180201M2_27	1800153-05 FT-Dup03-20180118 0.24917	01-Feb-18	16:09:28
28	180201M2_28	1800153-06 FT-TW507-1924-FRB 0.25367	01-Feb-18	16:20:57
29	180201M2_29	1800153-07 FT-EB01-20180116 0.25433	01-Feb-18	16:32:26
30	180201M2_30	1800153-08 FT-EB02-20180117 0.25791	01-Feb-18	16:43:47
31	180201M2_31	1800153-09 FT-EB03-20180118 0.23434	01-Feb-18	16:55:14

Dataset: Untitled

Last Altered: Friday, February 02, 2018 09:50:10 Pacific Standard Time
Printed: Friday, February 02, 2018 09:52:21 Pacific Standard Time

Compound name: PFBA

	Name	ID	Acq.Date	Acq.Time
32	180201M2_32	1800153-10 FT-FRB01-20180116 0.25664	01-Feb-18	17:06:41
33	180201M2_33	1800153-11 FT-FRB02-20180117 0.25152	01-Feb-18	17:18:08
34	180201M2_34	B8A0132-BS1 OPR 0.25	01-Feb-18	17:29:38
35	180201M2_35	B8A0132-BLK1 Method Blank 0.25	01-Feb-18	17:41:04
36	180201M2_36	1800145-01 WT1801161430AB 0.26882	01-Feb-18	17:52:34
37	180201M2_37	IPA	01-Feb-18	18:04:03
38	180201M2_38	ST180201M2-11 PFC CS3 18A3012	01-Feb-18	18:15:33
39	180201M2_39	IPA	01-Feb-18	18:26:59
40	180201M2_40	1800145-02 WT1801161450AB 0.26602	01-Feb-18	18:38:29
41	180201M2_41	1800145-03 WT1801161505AB 0.27119	01-Feb-18	18:49:54
42	180201M2_42	1800145-04 WT1801161515AB 0.27769	01-Feb-18	19:01:20
43	180201M2_43	B8A0178-BS1 OPR 1	01-Feb-18	19:12:50
44	180201M2_44	B8A0178-BLK1 Method Blank 1	01-Feb-18	19:24:19
45	180201M2_45	B8A0178-MS1 Matrix Spike 1.17	01-Feb-18	19:35:49
46	180201M2_46	B8A0178-MSD1 Matrix Spike Dup 1.16	01-Feb-18	19:47:18
47	180201M2_47	1800131-01 PITTS-03-SB01-0-2 1.11	01-Feb-18	19:58:47
48	180201M2_48	1800131-02 PITTS-03-SB01-19-21 1.11	01-Feb-18	20:10:16
49	180201M2_49	1800131-03 PITTS-03-SB02-0-2 1.14	01-Feb-18	20:21:42
50	180201M2_50	1800131-04 PITTS-03-SB02-13-15 1.14	01-Feb-18	20:33:13
51	180201M2_51	1800131-05 PITTS-05-SB01-0-2 1.12	01-Feb-18	20:44:39
52	180201M2_52	1800131-06 PITTS-05-SB01-8-10 1.1	01-Feb-18	20:56:10
53	180201M2_53	1800131-07 PITTS-05-SB02-0-2 1.15	01-Feb-18	21:07:38
54	180201M2_54	IPA	01-Feb-18	21:19:07
55	180201M2_55	ST180201M2-12 PFC CS0 18A3009	01-Feb-18	21:30:38
56	180201M2_56	IPA	01-Feb-18	21:42:04
57	180201M2_57	1800131-08 PITTS-05-SB02-13-15 1.12	01-Feb-18	21:53:33
58	180201M2_58	1800131-09 PITTS-21-SB02-0-2 1.18	01-Feb-18	22:05:02
59	180201M2_59	1800131-10 PITTS-21-SB02-3-5 1.17	01-Feb-18	22:16:31
60	180201M2_60	1800131-11 PITTS-SO-DUP01-010918 1.16	01-Feb-18	22:28:01
61	180201M2_61	1800131-12 PITTS-SO-DUP02-011018 1.17	01-Feb-18	22:39:30
62	180201M2_62	B8A0180-BS1 OPR 1	01-Feb-18	22:50:56
63	180201M2_63	B8A0180-BLK1 Method Blank 1	01-Feb-18	23:02:23
64	180201M2_64	B8A0180-MS1 Matrix Spike 1.28	01-Feb-18	23:13:51
65	180201M2_65	B8A0180-MSD1 Matrix Spike Dup 1.26	01-Feb-18	23:25:20

Dataset: Untitled

Last Altered: Friday, February 02, 2018 09:50:10 Pacific Standard Time
Printed: Friday, February 02, 2018 09:52:21 Pacific Standard Time

Compound name: PFBA

	Name	ID	Acq.Date	Acq.Time
66	180201M2_66	1800132-01 PITTS-01-SB02-0-2 1.27	01-Feb-18	23:36:50
67	180201M2_67	1800132-02 PITTS-01-SB02-11-13 1.19	01-Feb-18	23:48:20
68	180201M2_68	1800132-03 PITTS-04-SB01-0-2 1.39	01-Feb-18	23:59:46
69	180201M2_69	1800132-04 PITTS-04-SB02-0-2 1.26	02-Feb-18	00:11:13
70	180201M2_70	1800132-05 PITTS-07-SB02-0-2 1.13	02-Feb-18	00:22:40
71	180201M2_71	IPA	02-Feb-18	00:34:07
72	180201M2_72	ST180201M2-13 PFC CS3 18A3012	02-Feb-18	00:45:37
73	180201M2_73	IPA	02-Feb-18	00:57:06
74	180201M2_74	1800132-06 PITTS-07-SB02-3-5 1.13	02-Feb-18	01:08:36
75	180201M2_75	1800132-07 PITTS-07-SB03-0-2 1.36	02-Feb-18	01:20:05
76	180201M2_76	1800132-08 PITTS-07-SB03-5.5-7.5 1.12	02-Feb-18	01:31:34
77	180201M2_77	1800132-09 PITTS-21-SB01-0-2 1.37	02-Feb-18	01:43:04
78	180201M2_78	1800132-10 PITTS-SO-DUP03-011018 1.08	02-Feb-18	01:54:34
79	180201M2_79	1800132-11 PITTS-SO-DUP04-011018 1.14	02-Feb-18	02:06:03
80	180201M2_80	1800132-12 PITTS-SO-DUP05-011118 1.43	02-Feb-18	02:17:33
81	180201M2_81	1800132-13 PITTS-04-SB03-0-2 1.27	02-Feb-18	02:29:03
82	180201M2_82	B8A0149-BS1 OPR 1	02-Feb-18	02:40:31
83	180201M2_83	B8A0149-BLK1 Method Blank 1.03	02-Feb-18	02:51:59
84	180201M2_84	B8A0149-MS1 Matrix Spike 1.17	02-Feb-18	03:03:28
85	180201M2_85	B8A0149-MSD1 Matrix Spike Dup 1.18	02-Feb-18	03:14:57
86	180201M2_86	1800129-01 PITTS-06-SB01-0-2 1.26	02-Feb-18	03:26:24
87	180201M2_87	1800129-02 PITTS-06-SB01-4-6 1.15	02-Feb-18	03:37:53
88	180201M2_88	IPA	02-Feb-18	03:49:23
89	180201M2_89	ST180201M2-14 PFC CS3 18A3012	02-Feb-18	04:00:53
90	180201M2_90	IPA	02-Feb-18	04:12:22
91	180201M2_91	1800129-03 PITTS-07-SB01-0-2 1.23	02-Feb-18	04:23:51
92	180201M2_92	1800129-04 PITTS-07-SB01-5-7 1.06	02-Feb-18	04:35:21
93	180201M2_93	1800129-05 PITTS-08-SB01-0-2 1.32	02-Feb-18	04:46:50
94	180201M2_94	1800129-06 PITTS-08-SB01-13-15 1.19	02-Feb-18	04:58:21
95	180201M2_95	1800129-08 PITTS-09-SB01-0-2 1.21	02-Feb-18	05:09:50
96	180201M2_96	1800129-09 PITTS-09-SB01-13-15 1.12	02-Feb-18	05:21:20
97	180201M2_97	1800129-11 PITTS-20-SB01-0-2 1.26	02-Feb-18	05:32:49
98	180201M2_98	1800129-12 PITTS-20-SB01-13-15 1.1	02-Feb-18	05:44:16
99	180201M2_99	1800148-01 01SB01 10-12' 1.27	02-Feb-18	05:55:45

Dataset: Untitled

Last Altered: Friday, February 02, 2018 09:50:10 Pacific Standard Time
Printed: Friday, February 02, 2018 09:52:21 Pacific Standard Time

Compound name: PFBA

	Name	ID	Acq.Date	Acq.Time
100	180201M2_100	1800148-02 01SB02 1.5-2.5' 1.27	02-Feb-18	06:07:15
101	180201M2_101	IPA	02-Feb-18	06:18:44
102	180201M2_102	ST180201M2-15 PFC CS0 18A3009	02-Feb-18	06:30:11
103	180201M2_103	IPA	02-Feb-18	06:41:41
104	180201M2_104	1800148-03 01SB02 9.5-11.5' 1.22	02-Feb-18	06:53:08
105	180201M2_105	1800148-04 01SB03 1.5-2.5' 1.19	02-Feb-18	07:04:38
106	180201M2_106	1800148-05 01SB03 10-12' 1.26	02-Feb-18	07:16:08
107	180201M2_107	1800148-06 07SB01 1.5-2' 1.26	02-Feb-18	07:27:35
108	180201M2_108	1800148-07 07SB01 13-15' 1.29	02-Feb-18	07:39:05
109	180201M2_109	1800148-08 07SB02 1-2' 1.24	02-Feb-18	07:50:32
110	180201M2_110	1800148-09 07SB02 10-12' 1.26	02-Feb-18	08:02:01
111	180201M2_111	1800148-10 04SB09 13-15' 1.17	02-Feb-18	08:13:31
112	180201M2_112	1701951-02@5X FC-MW02SR1-20171212 0.2...	02-Feb-18	08:25:01
113	180201M2_113	1701951-10@5X FC-DUP07-20171212 0.24536	02-Feb-18	08:36:27
114	180201M2_114	IPA	02-Feb-18	08:47:55
115	180201M2_115	ST180201M2-16 PFC CS3 18A3012	02-Feb-18	08:59:21
116	180201M2_116	IPA	02-Feb-18	09:10:52
117	180201M2_117	1800131_RT	02-Feb-18	09:22:20
118	180201M2_118	180131_RTD	02-Feb-18	09:33:47
119	180201M2_119	180131_RTZ	02-Feb-18	09:45:14
120	180201M2_120	180131_RTZD		
121	180201M2_121	180131_C		
122	180201M2_122	180131_CD		
123	180201M2_123	180131_CTZ		
124	180201M2_124	180131_CTZD		

Vista Analytical Laboratory

Dataset: F:\Projects\PFAS.PRO\Results\180201M2\180201M2-38.qld

Last Altered: Friday, February 02, 2018 09:05:08 Pacific Standard Time
Printed: Friday, February 02, 2018 09:37:32 Pacific Standard Time

Method: F:\Projects\PFAS.PRO\MethDB\PFAS_FULL_80C_020118.mdb 02 Feb 2018 09:02:54
Calibration: F:\Projects\PFAS.PRO\CurveDB\C18_VAL-PFAS_Q4_02-01-18-FULL.cdb 02 Feb 2018 08:56:36

Name: 180201M2_38, Date: 01-Feb-2018, Time: 18:15:33, ID: ST180201M2-11 PFC CS3 18A3012, Description: PFC CS3 18A3012

PFBA

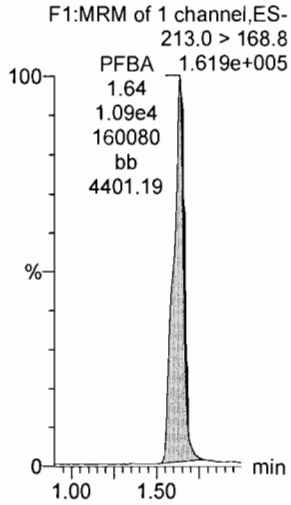

PFPeA

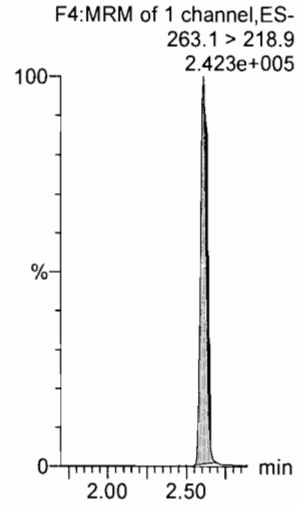

PFBS

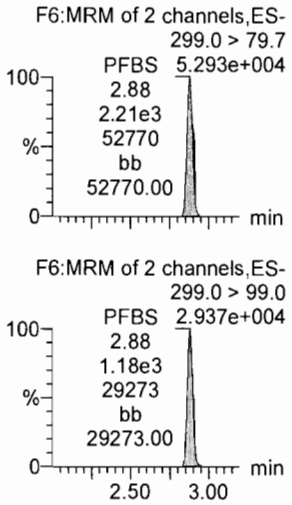

4:2 FTS

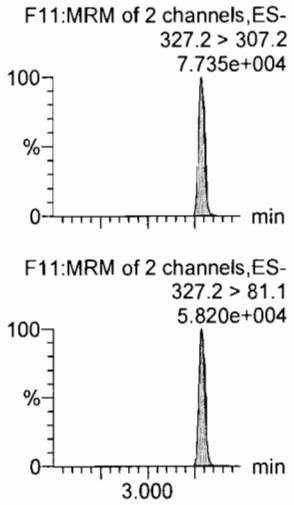

PFHxA

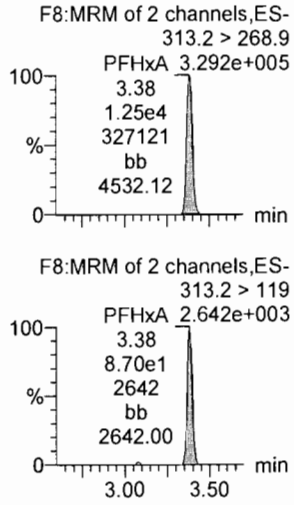

PFPeS

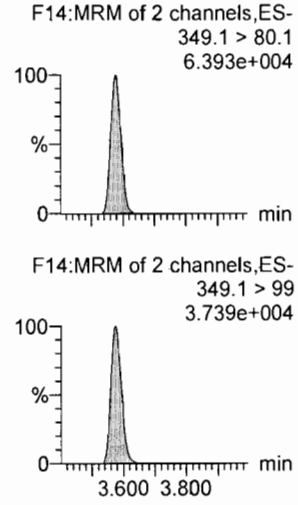

13C3-PFBA

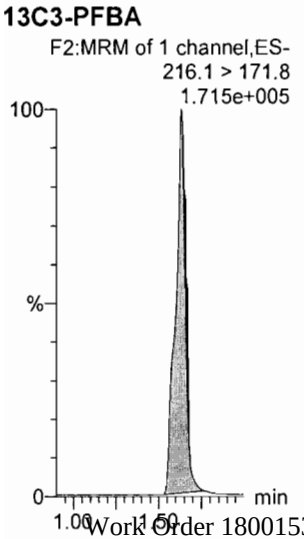

13C3-PFPeA

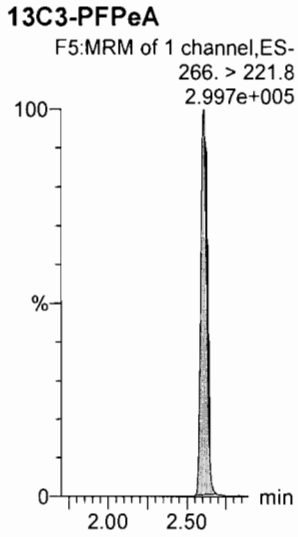

13C3-PFBS

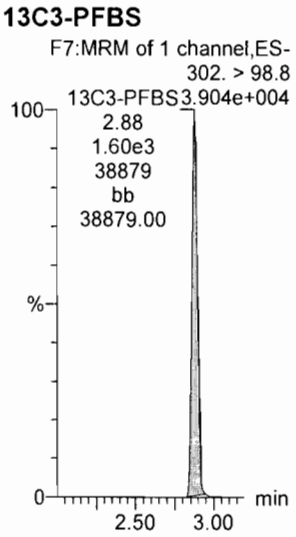

13C3-PFBS

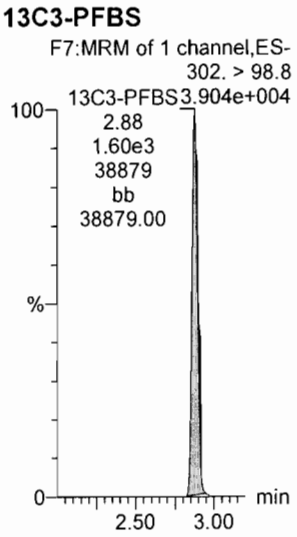

13C2-PFHxA

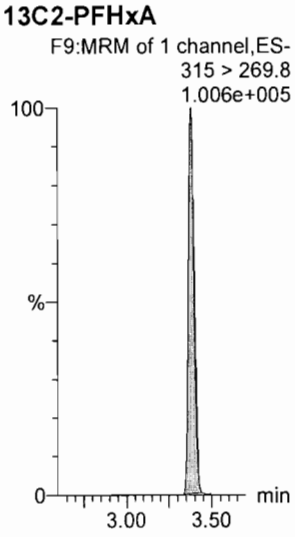

13C3-PFBS

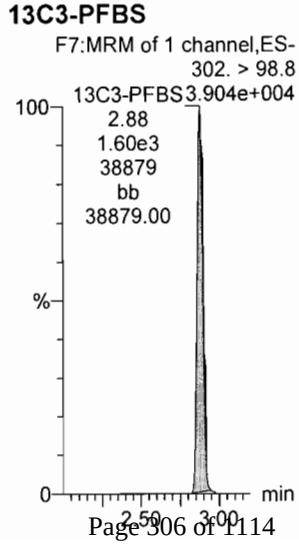

Dataset: F:\Projects\PFAS.PRO\Results\180201M2\180201M2-38.qld

Last Altered: Friday, February 02, 2018 09:05:08 Pacific Standard Time
Printed: Friday, February 02, 2018 09:37:32 Pacific Standard Time

Name: 180201M2_38, Date: 01-Feb-2018, Time: 18:15:33, ID: ST180201M2-11 PFC CS3 18A3012, Description: PFC CS3 18A3012

PFHpA

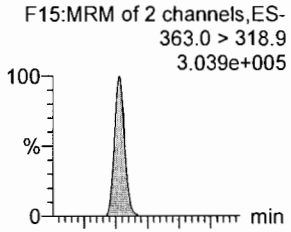

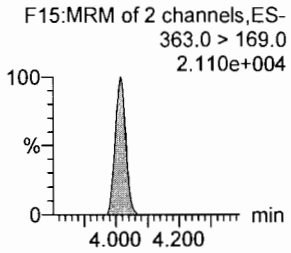

L-PFHxS

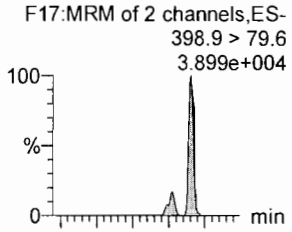

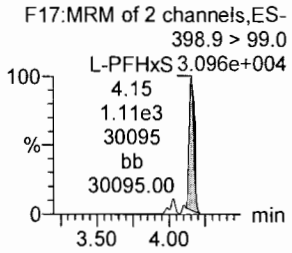

6:2 FTS



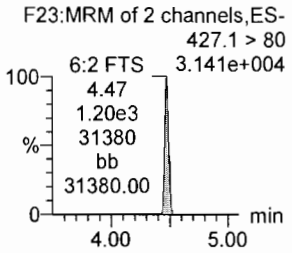

L-PFOA

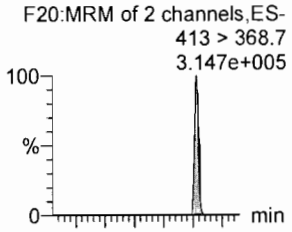

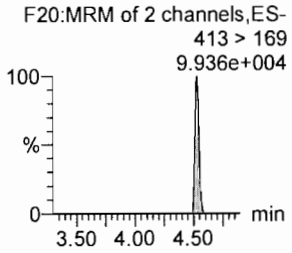

PFHpS

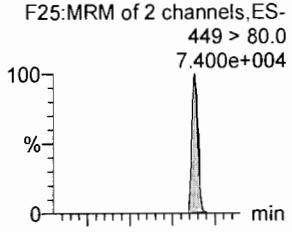

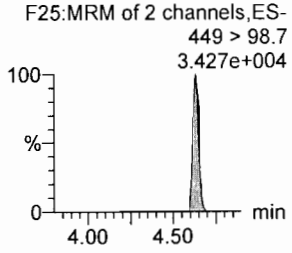

PFNA

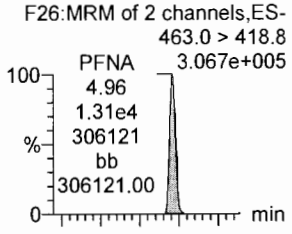

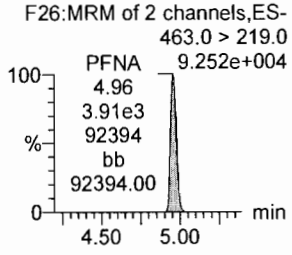

13C4-PFHpA

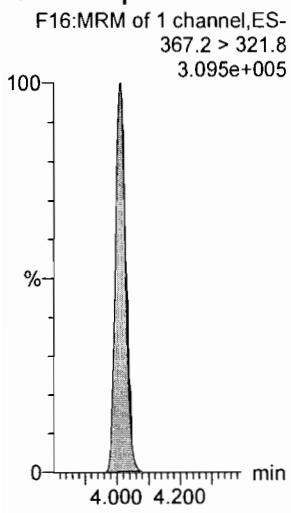

18O2-PFHxS

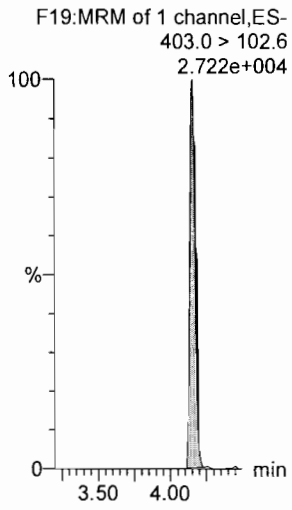

13C2-PFOA

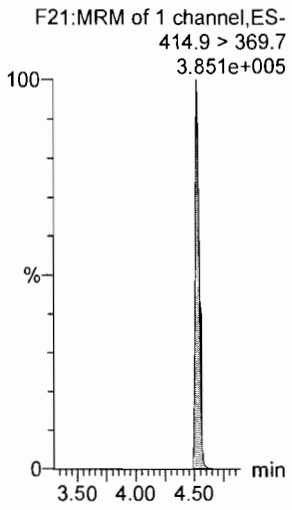

13C2-PFOA

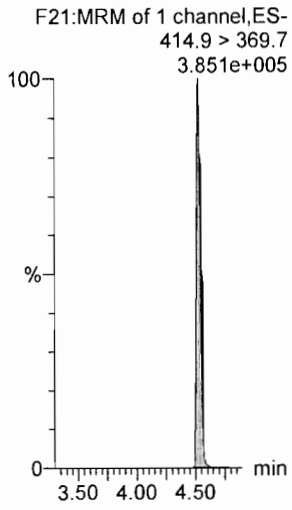

13C8-PFOS

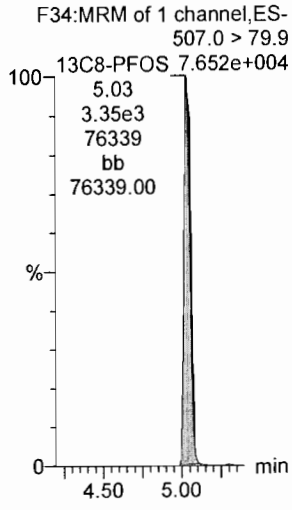

13C5-PFNA

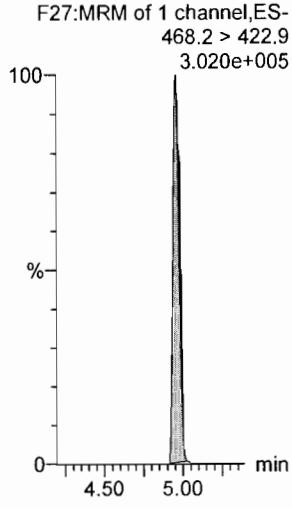

Dataset: F:\Projects\PFAS.PRO\Results\180201M2\180201M2-38.qld

Last Altered: Friday, February 02, 2018 09:05:08 Pacific Standard Time
Printed: Friday, February 02, 2018 09:37:32 Pacific Standard Time

Name: 180201M2_38, Date: 01-Feb-2018, Time: 18:15:33, ID: ST180201M2-11 PFC CS3 18A3012, Description: PFC CS3 18A3012

PFOSA

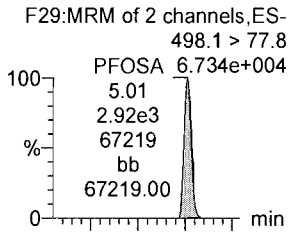

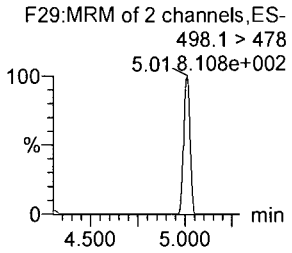

L-PFOS

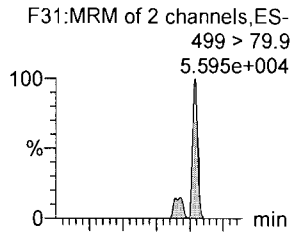

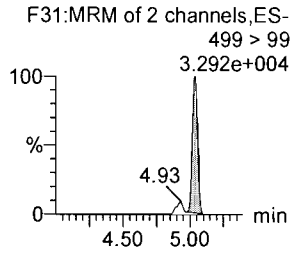

PFDA

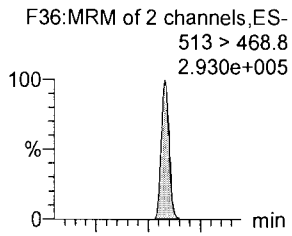

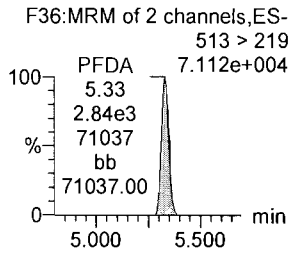

8:2 FTS

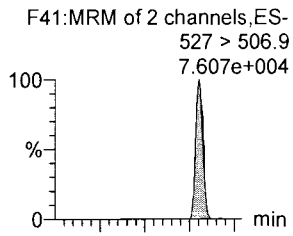

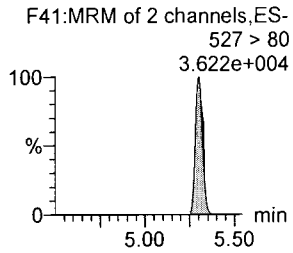

PFNS

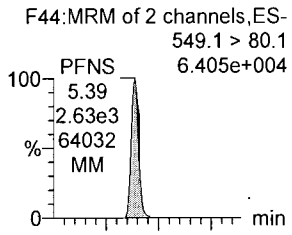

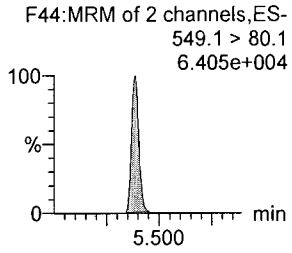

N-MeFOSAA

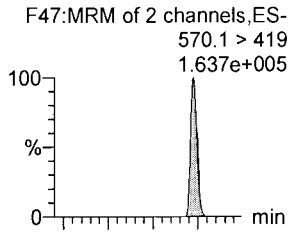

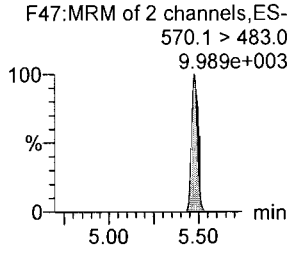

13C8-PFOSA

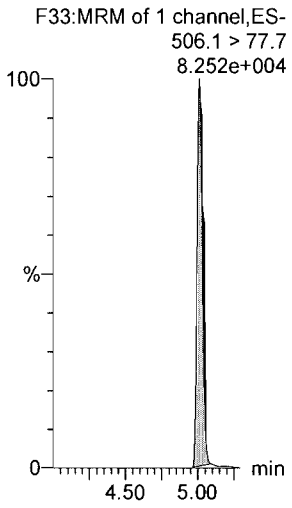

13C8-PFOS

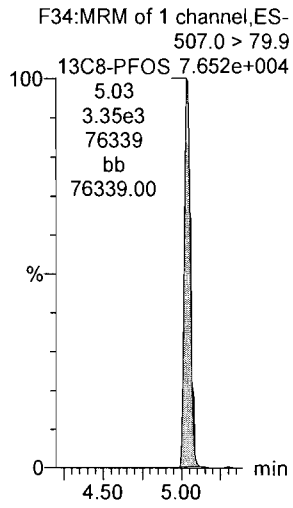

13C2-PFDA

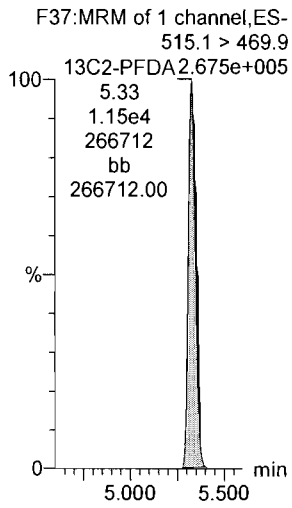

13C2-PFDA

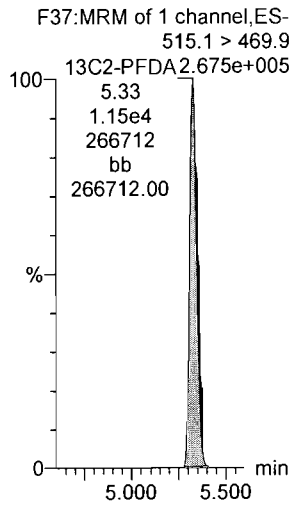

13C8-PFOS

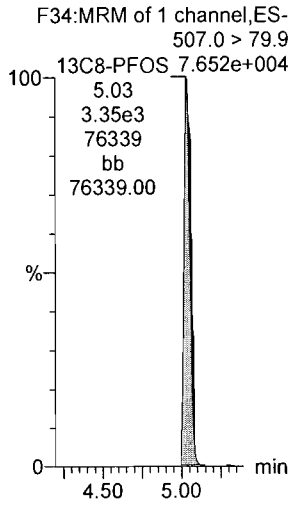

d3-N-MeFOSAA

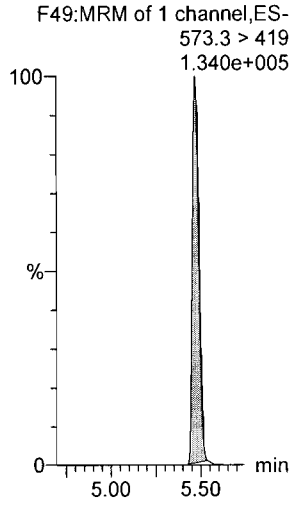

Dataset: F:\Projects\PFAS.PRO\Results\180201M2\180201M2-38.qld

Last Altered: Friday, February 02, 2018 09:05:08 Pacific Standard Time
Printed: Friday, February 02, 2018 09:37:32 Pacific Standard Time

Name: 180201M2_38, Date: 01-Feb-2018, Time: 18:15:33, ID: ST180201M2-11 PFC CS3 18A3012, Description: PFC CS3 18A3012

N-EtFOSAA

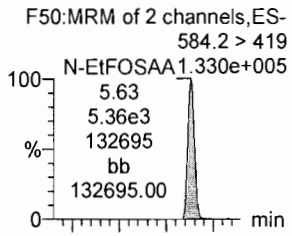

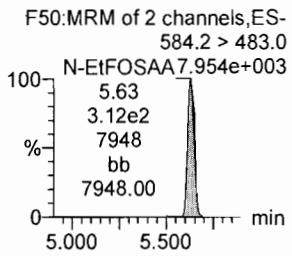

PFUdA

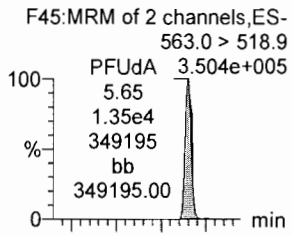

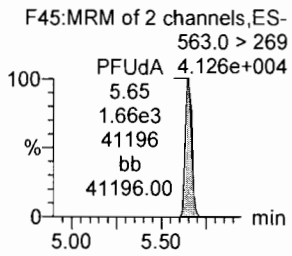

PFDS

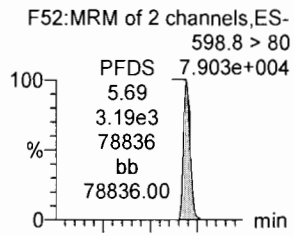

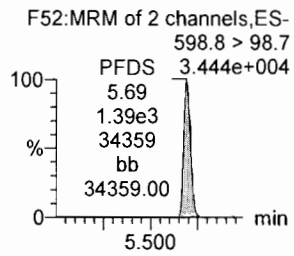

PFDoA

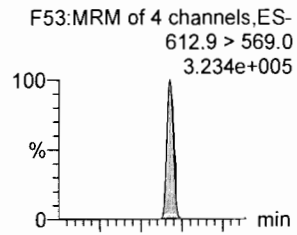

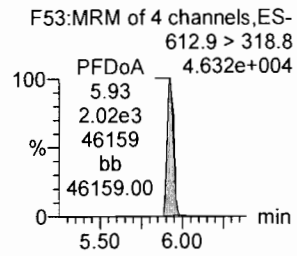

N-MeFOSA

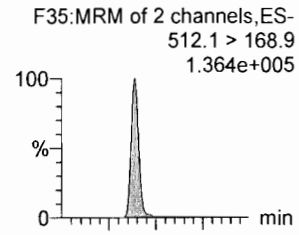

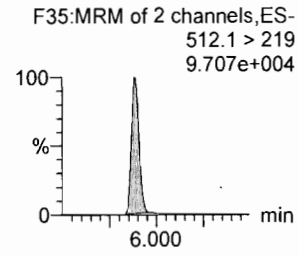

PFTrDA

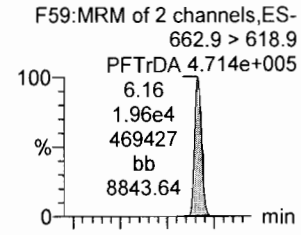

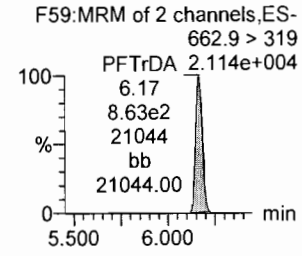

d5-N-EtFOSAA

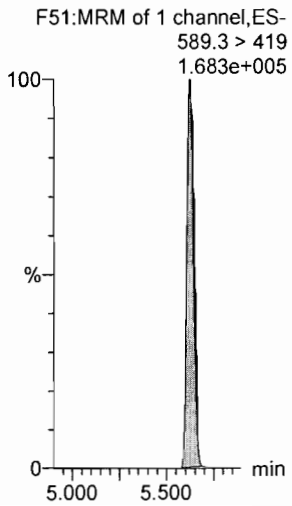

13C2-PFUdA

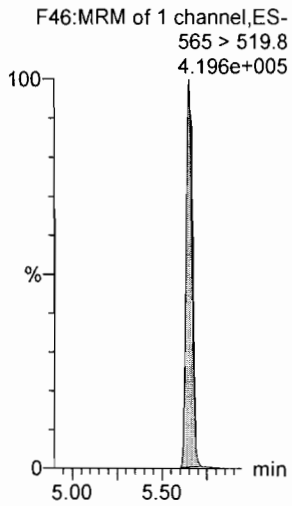

13C2-PFUdA

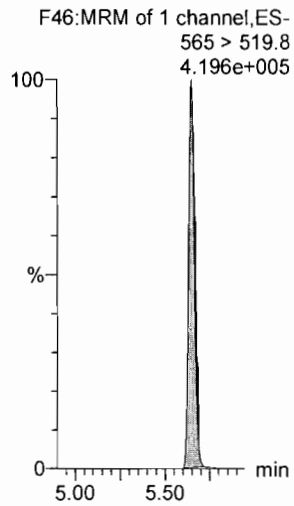

13C2-PFDoA

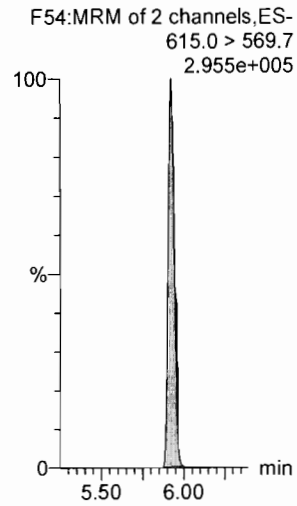

d3-N-MeFOSA

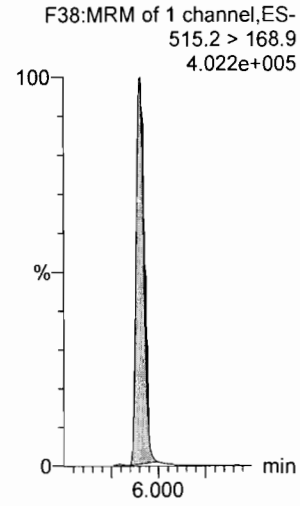

13C2-PFTeDA

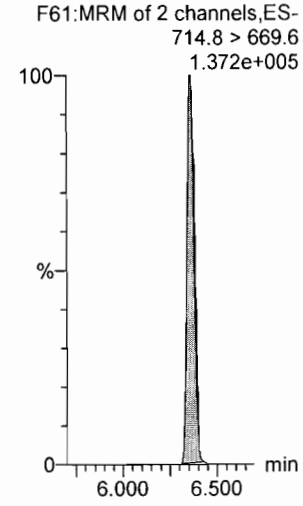

Dataset: F:\Projects\PFAS.PRO\Results\180201M2\180201M2-38.qld

Last Altered: Friday, February 02, 2018 09:05:08 Pacific Standard Time
Printed: Friday, February 02, 2018 09:37:32 Pacific Standard Time

Name: 180201M2_38, Date: 01-Feb-2018, Time: 18:15:33, ID: ST180201M2-11 PFC CS3 18A3012, Description: PFC CS3 18A3012

PFTeDA

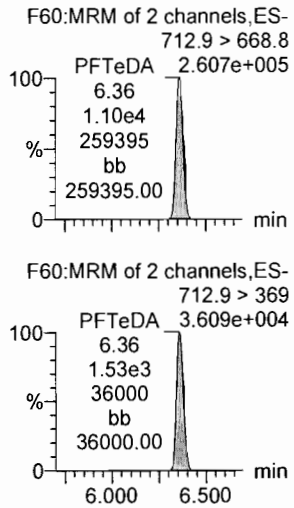

N-EtFOSA

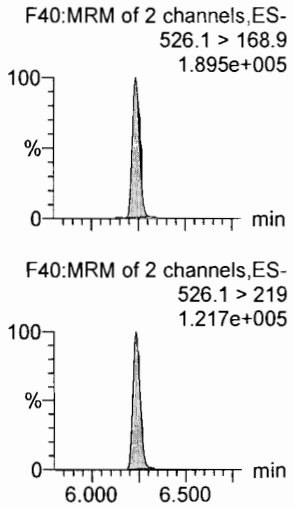

PFHxDA

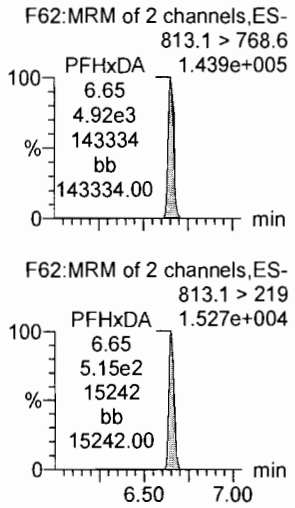

PFODA

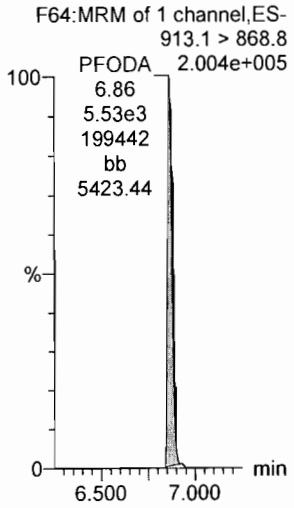

N-MeFOSE

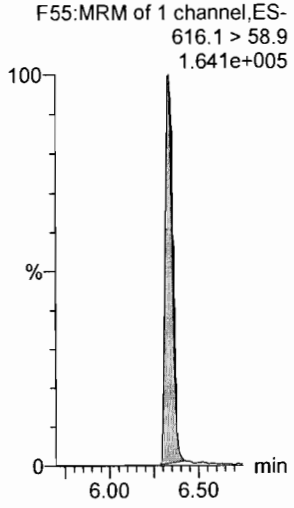

N-EtFOSE

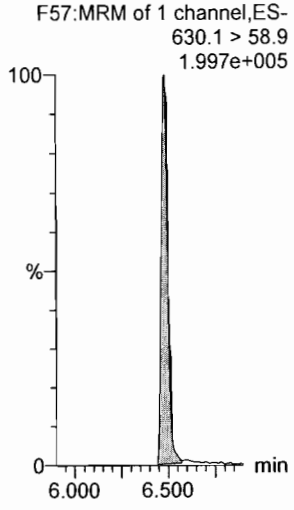

13C2-PFTeDA

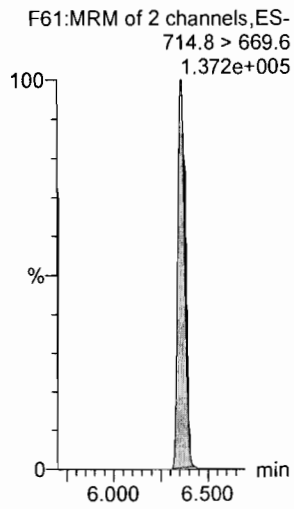

d5-N-ETFOSA

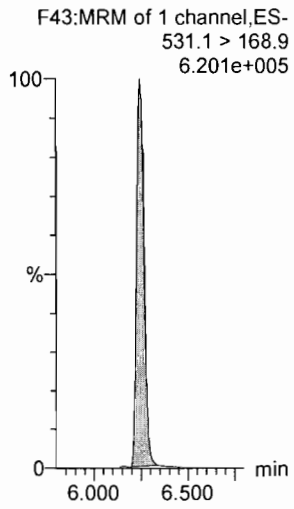

13C2-PFHxDA

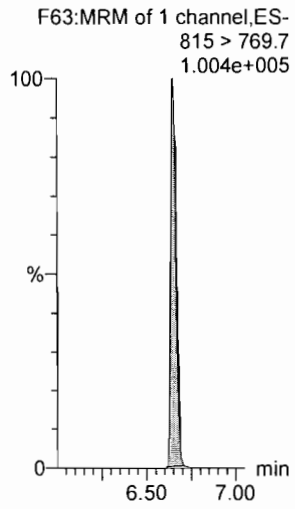

13C2-PFHxDA

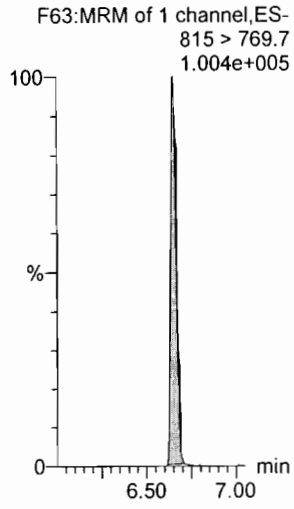

d7-N-MeFOSE

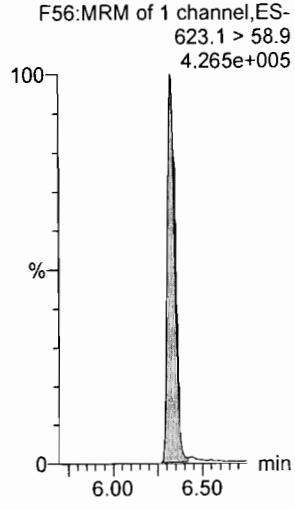

d9-N-EtFOSE

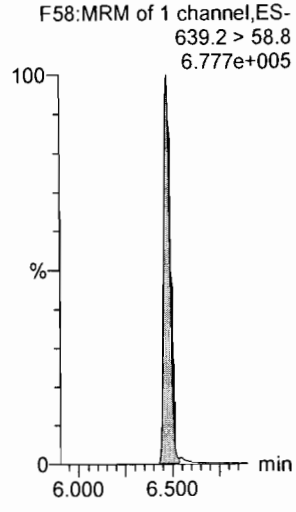

Dataset: F:\Projects\PFAS.PRO\Results\180201M2\180201M2-38.qld

Last Altered: Friday, February 02, 2018 09:05:08 Pacific Standard Time
Printed: Friday, February 02, 2018 09:37:32 Pacific Standard Time

Name: 180201M2_38, Date: 01-Feb-2018, Time: 18:15:33, ID: ST180201M2-11 PFC CS3 18A3012, Description: PFC CS3 18A3012

13C4-PFBA

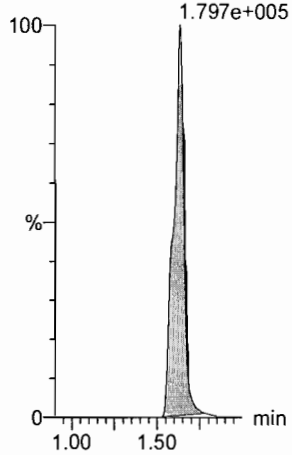

13C5-PFHxA

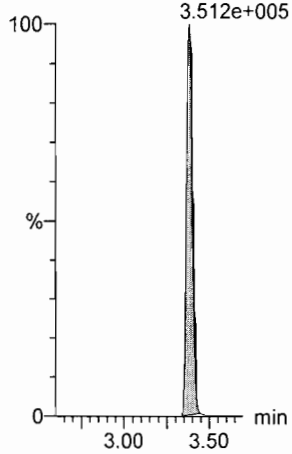

13C3-PFHxS

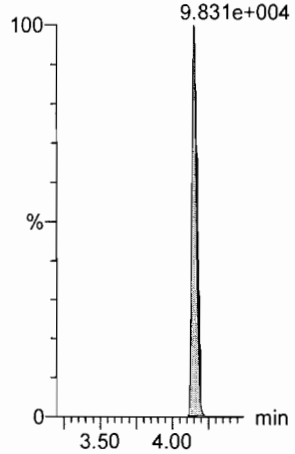

13C8-PFOA

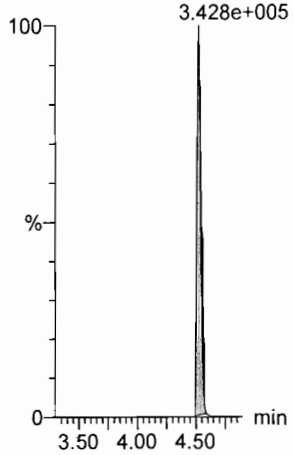

13C9-PFNA

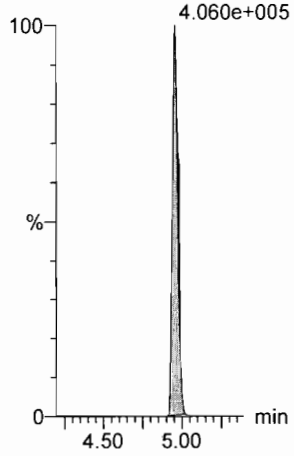

13C4-PFOS



13C6-PFDA



13C7-PFUdA

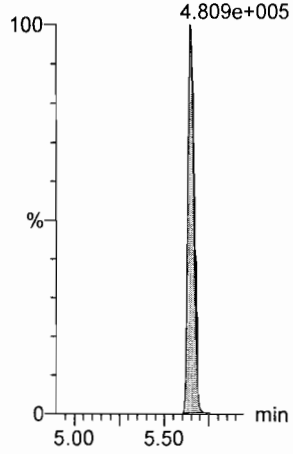

13C2-4:2 FTS

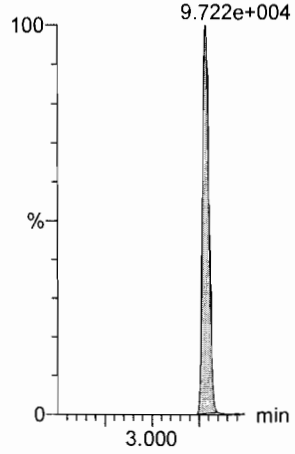

Dataset: F:\Projects\PFAS.PRO\Results\180205M1\180205M1-IIS AREAS.qld

Last Altered: Tuesday, February 06, 2018 10:52:47 Pacific Standard Time
Printed: Tuesday, February 06, 2018 10:54:06 Pacific Standard Time

Method: F:\Projects\PFAS.PRO\MethDB\PFAS_RS-2-5-18.mdb 06 Feb 2018 10:46:28
Calibration: 06 Feb 2018 10:46:57

Name: 180205M1_7, Date: 05-Feb-2018, Time: 13:01:56, ID: ST180205M1-6 PFC CS3 18A3012, Description: PFC CS3 18A3012

	#	Name	ID	Area	%Rec	Area Out
1	1	13C4-PFBA	ST180205M1-6 PFC CS3 18A3012	1.10e4	100.0	NO
2	2	13C5-PFHxA	ST180205M1-6 PFC CS3 18A3012	1.27e4	100.0	NO
3	3	13C3-PFHxS	ST180205M1-6 PFC CS3 18A3012	2.99e3	100.0	NO
4	4	13C8-PFOA	ST180205M1-6 PFC CS3 18A3012	1.21e4	100.0	NO
5	5	13C9-PFNA	ST180205M1-6 PFC CS3 18A3012	1.12e4	100.0	NO
6	6	13C4-PFOS	ST180205M1-6 PFC CS3 18A3012	2.58e3	100.0	NO
7	7	13C6-PFDA	ST180205M1-6 PFC CS3 18A3012	8.25e3	100.0	NO
8	8	13C7-PFUdA	ST180205M1-6 PFC CS3 18A3012	1.20e4	100.0	NO

Name: 180205M1_8, Date: 05-Feb-2018, Time: 13:13:25, ID: ST180205M1-7 PFC CS4 18A3013, Description: PFC CS4 18A3013

	#	Name	ID	Area	%Rec	Area Out
1	1	13C4-PFBA	ST180205M1-7 PFC CS4 18A3013	1.06e4	96.6	NO
2	2	13C5-PFHxA	ST180205M1-7 PFC CS4 18A3013	1.29e4	101.1	NO
3	3	13C3-PFHxS	ST180205M1-7 PFC CS4 18A3013	2.75e3	91.8	NO
4	4	13C8-PFOA	ST180205M1-7 PFC CS4 18A3013	1.27e4	104.9	NO
5	5	13C9-PFNA	ST180205M1-7 PFC CS4 18A3013	1.31e4	116.7	NO
6	6	13C4-PFOS	ST180205M1-7 PFC CS4 18A3013	2.86e3	110.8	NO
7	7	13C6-PFDA	ST180205M1-7 PFC CS4 18A3013	8.71e3	105.6	NO
8	8	13C7-PFUdA	ST180205M1-7 PFC CS4 18A3013	1.01e4	83.8	NO

Name: 180205M1_9, Date: 05-Feb-2018, Time: 13:24:55, ID: ST180205M1-8 PFC CS5 18A3014, Description: PFC CS5 18A3014

	#	Name	ID	Area	%Rec	Area Out
1	1	13C4-PFBA	ST180205M1-8 PFC CS5 18A3014	1.10e4	99.6	NO
2	2	13C5-PFHxA	ST180205M1-8 PFC CS5 18A3014	1.31e4	102.9	NO
3	3	13C3-PFHxS	ST180205M1-8 PFC CS5 18A3014	2.91e3	97.4	NO
4	4	13C8-PFOA	ST180205M1-8 PFC CS5 18A3014	1.14e4	94.3	NO
5	5	13C9-PFNA	ST180205M1-8 PFC CS5 18A3014	1.43e4	127.6	NO
6	6	13C4-PFOS	ST180205M1-8 PFC CS5 18A3014	3.10e3	120.3	NO
7	7	13C6-PFDA	ST180205M1-8 PFC CS5 18A3014	7.98e3	96.7	NO
8	8	13C7-PFUdA	ST180205M1-8 PFC CS5 18A3014	1.23e4	102.4	NO

Name: 180205M1_10, Date: 05-Feb-2018, Time: 13:36:22, ID: ST180205M1-9 PFC CS6 18A3015, Description: PFC CS6 18A3015

	#	Name	ID	Area	%Rec	Area Out
1	1	13C4-PFBA	ST180205M1-9 PFC CS6 18A3015	8.27e3	75.2	NO
2	2	13C5-PFHxA	ST180205M1-9 PFC CS6 18A3015	1.10e4	86.2	NO
3	3	13C3-PFHxS	ST180205M1-9 PFC CS6 18A3015	2.75e3	92.0	NO
4	4	13C8-PFOA	ST180205M1-9 PFC CS6 18A3015	1.06e4	87.3	NO
5	5	13C9-PFNA	ST180205M1-9 PFC CS6 18A3015	1.30e4	115.6	NO
6	6	13C4-PFOS	ST180205M1-9 PFC CS6 18A3015	2.66e3	103.1	NO
7	7	13C6-PFDA	ST180205M1-9 PFC CS6 18A3015	6.94e3	84.1	NO
8	8	13C7-PFUdA	ST180205M1-9 PFC CS6 18A3015	1.16e4	97.0	NO

AC 2/6/2018

Dataset: F:\Projects\PFAS.PRO\Results\180205M1\180205M1-IIS AREAS.qld

Last Altered: Tuesday, February 06, 2018 10:52:47 Pacific Standard Time
Printed: Tuesday, February 06, 2018 10:54:06 Pacific Standard Time

Name: 180205M1_11, Date: 05-Feb-2018, Time: 13:47:52, ID: ST180205M1-10 PFC CS7 18A3016, Description: PFC CS7 18A3016

	#	Name	ID	Area	%Rec	Area Out
1	1	13C4-PFBA	ST180205M1-10 PFC CS7 18A3016	1.06e4	96.4	NO
2	2	13C5-PFHxA	ST180205M1-10 PFC CS7 18A3016	1.02e4	80.5	NO
3	3	13C3-PFHxS	ST180205M1-10 PFC CS7 18A3016	2.45e3	81.8	NO
4	4	13C8-PFOA	ST180205M1-10 PFC CS7 18A3016	1.07e4	88.9	NO
5	5	13C9-PFNA	ST180205M1-10 PFC CS7 18A3016	9.09e3	81.1	NO
6	6	13C4-PFOS	ST180205M1-10 PFC CS7 18A3016	2.46e3	95.6	NO
7	7	13C6-PFDA	ST180205M1-10 PFC CS7 18A3016	7.24e3	87.7	NO
8	8	13C7-PFUdA	ST180205M1-10 PFC CS7 18A3016	9.80e3	81.7	NO

Name: 180205M1_12, Date: 05-Feb-2018, Time: 13:59:22, ID: IPA, Description: IPA

	#	Name	ID	Area	%Rec	Area Out
1	1	13C4-PFBA	IPA			NO
2	2	13C5-PFHxA	IPA			NO
3	3	13C3-PFHxS	IPA			NO
4	4	13C8-PFOA	IPA			NO
5	5	13C9-PFNA	IPA			NO
6	6	13C4-PFOS	IPA			NO
7	7	13C6-PFDA	IPA			NO
8	8	13C7-PFUdA	IPA			NO

Name: 180205M1_13, Date: 05-Feb-2018, Time: 14:10:49, ID: ICV180205M1-1 PFC ICV 18A3006, Description: PFC ICV 18A3006

	#	Name	ID	Area	%Rec	Area Out
1	1	13C4-PFBA	ICV180205M1-1 PFC ICV 18A3006	8.14e3	74.0	NO
2	2	13C5-PFHxA	ICV180205M1-1 PFC ICV 18A3006	1.25e4	97.9	NO
3	3	13C3-PFHxS	ICV180205M1-1 PFC ICV 18A3006	3.14e3	104.8	NO
4	4	13C8-PFOA	ICV180205M1-1 PFC ICV 18A3006	1.32e4	109.3	NO
5	5	13C9-PFNA	ICV180205M1-1 PFC ICV 18A3006	1.25e4	111.1	NO
6	6	13C4-PFOS	ICV180205M1-1 PFC ICV 18A3006	3.19e3	123.8	NO
7	7	13C6-PFDA	ICV180205M1-1 PFC ICV 18A3006	9.59e3	116.3	NO
8	8	13C7-PFUdA	ICV180205M1-1 PFC ICV 18A3006	1.17e4	97.8	NO

Name: 180205M1_14, Date: 05-Feb-2018, Time: 14:22:19, ID: IPA, Description: IPA

	#	Name	ID	Area	%Rec	Area Out
1	1	13C4-PFBA	IPA			NO
2	2	13C5-PFHxA	IPA			NO
3	3	13C3-PFHxS	IPA			NO
4	4	13C8-PFOA	IPA			NO
5	5	13C9-PFNA	IPA			NO
6	6	13C4-PFOS	IPA			NO
7	7	13C6-PFDA	IPA			NO
8	8	13C7-PFUdA	IPA			NO

AC 2/6/2018

Dataset: F:\Projects\PFAS.PRO\Results\180205M1\180205M1-IIS AREAS.qld

Last Altered: Tuesday, February 06, 2018 10:52:47 Pacific Standard Time
Printed: Tuesday, February 06, 2018 10:54:06 Pacific Standard Time

Name: 180205M1_15, Date: 05-Feb-2018, Time: 14:33:48, ID: B8A0176-BLK1 Method Blank 1, Description: Method Blank

	#	Name	ID	Area	%Rec	Area Out
1	1	13C4-PFBA	B8A0176-BLK1 Method Blank 1	9.87e3	89.8	NO
2	2	13C5-PFHxA	B8A0176-BLK1 Method Blank 1	1.11e4	87.3	NO
3	3	13C3-PFHxS	B8A0176-BLK1 Method Blank 1	2.69e3	89.7	NO
4	4	13C8-PFOA	B8A0176-BLK1 Method Blank 1	1.18e4	97.5	NO
5	5	13C9-PFNA	B8A0176-BLK1 Method Blank 1	8.96e3	79.9	NO
6	6	13C4-PFOS	B8A0176-BLK1 Method Blank 1	1.75e3	67.9	NO
7	7	13C6-PFDA	B8A0176-BLK1 Method Blank 1	5.13e3	62.2	NO
8	8	13C7-PFUdA	B8A0176-BLK1 Method Blank 1	2.54e3	21.2	YES

Name: 180205M1_16, Date: 05-Feb-2018, Time: 14:45:12, ID: 1800153-02@5X FT-TW510-1520 0.24548, Description: FT-TW510-1520

	#	Name	ID	Area	%Rec	Area Out
1	1	13C4-PFBA	1800153-02@5X FT-TW510-1520 0.24...	1.49e3	13.6	YES
2	2	13C5-PFHxA	1800153-02@5X FT-TW510-1520 0.24...	1.69e3	13.3	YES
3	3	13C3-PFHxS	1800153-02@5X FT-TW510-1520 0.24...	4.18e2	14.0	YES
4	4	13C8-PFOA	1800153-02@5X FT-TW510-1520 0.24...	1.73e3	14.3	YES
5	5	13C9-PFNA	1800153-02@5X FT-TW510-1520 0.24...	1.75e3	15.6	YES
6	6	13C4-PFOS	1800153-02@5X FT-TW510-1520 0.24...	4.36e2	16.9	YES
7	7	13C6-PFDA	1800153-02@5X FT-TW510-1520 0.24...	1.29e3	15.6	YES
8	8	13C7-PFUdA	1800153-02@5X FT-TW510-1520 0.24...	1.90e3	15.8	YES

Name: 180205M1_17, Date: 05-Feb-2018, Time: 14:56:39, ID: 1800153-05@5X FT-Dup03-20180118 0.24917, Description: FT-Dup03-20180118

	#	Name	ID	Area	%Rec	Area Out
1	1	13C4-PFBA	1800153-05@5X FT-Dup03-20180118 0...	1.54e3	14.0	YES
2	2	13C5-PFHxA	1800153-05@5X FT-Dup03-20180118 0...	1.74e3	13.7	YES
3	3	13C3-PFHxS	1800153-05@5X FT-Dup03-20180118 0...	3.60e2	12.0	YES
4	4	13C8-PFOA	1800153-05@5X FT-Dup03-20180118 0...	1.42e3	11.7	YES
5	5	13C9-PFNA	1800153-05@5X FT-Dup03-20180118 0...	1.49e3	13.3	YES
6	6	13C4-PFOS	1800153-05@5X FT-Dup03-20180118 0...	4.24e2	16.4	YES
7	7	13C6-PFDA	1800153-05@5X FT-Dup03-20180118 0...	1.38e3	16.7	YES
8	8	13C7-PFUdA	1800153-05@5X FT-Dup03-20180118 0...	1.54e3	12.8	YES

Name: 180205M1_18, Date: 05-Feb-2018, Time: 15:08:06, ID: 1800156-07 MINNE-05-SB03-011718-00-02 1.01, Description: MINNE-05-SB03-011718-00-02

	#	Name	ID	Area	%Rec	Area Out
1	1	13C4-PFBA	1800156-07 MINNE-05-SB03-011718-0...	1.11e4	101.1	NO
2	2	13C5-PFHxA	1800156-07 MINNE-05-SB03-011718-0...	1.28e4	100.4	NO
3	3	13C3-PFHxS	1800156-07 MINNE-05-SB03-011718-0...	2.99e3	100.0	NO
4	4	13C8-PFOA	1800156-07 MINNE-05-SB03-011718-0...	1.20e4	98.9	NO
5	5	13C9-PFNA	1800156-07 MINNE-05-SB03-011718-0...	1.02e4	90.9	NO
6	6	13C4-PFOS	1800156-07 MINNE-05-SB03-011718-0...	2.17e3	84.3	NO
7	7	13C6-PFDA	1800156-07 MINNE-05-SB03-011718-0...	5.78e3	70.0	NO
8	8	13C7-PFUdA	1800156-07 MINNE-05-SB03-011718-0...	4.55e3	37.9	YES

AC 2/6/2018

Dataset: F:\Projects\PFAS.PRO\Results\180205M1\180205M1-IIS AREAS.qld

Last Altered: Tuesday, February 06, 2018 10:52:47 Pacific Standard Time
Printed: Tuesday, February 06, 2018 10:54:06 Pacific Standard Time

Name: 180205M1_19, Date: 05-Feb-2018, Time: 15:19:33, ID: 1800156-08 MINNE-05-SB03-011718-07-09 1.11, Description: MINNE-05-SB03-011718-07-09

	#	Name	ID	Area	%Rec	Area Out
1	1	13C4-PFBA	1800156-08 MINNE-05-SB03-011718-0...	1.05e4	95.7	NO
2	2	13C5-PFHxA	1800156-08 MINNE-05-SB03-011718-0...	1.27e4	100.0	NO
3	3	13C3-PFHxS	1800156-08 MINNE-05-SB03-011718-0...	2.70e3	90.1	NO
4	4	13C8-PFOA	1800156-08 MINNE-05-SB03-011718-0...	1.13e4	93.8	NO
5	5	13C9-PFNA	1800156-08 MINNE-05-SB03-011718-0...	6.93e3	61.8	NO
6	6	13C4-PFOS	1800156-08 MINNE-05-SB03-011718-0...	1.12e3	43.3	YES
7	7	13C6-PFDA	1800156-08 MINNE-05-SB03-011718-0...	2.30e3	27.8	YES
8	8	13C7-PFUdA	1800156-08 MINNE-05-SB03-011718-0...	1.24e3	10.3	YES

Name: 180205M1_20, Date: 05-Feb-2018, Time: 15:31:02, ID: 1800156-12 MINNE-SO-DUP05-011718 1.03, Description: MINNE-SO-DUP05-011718

	#	Name	ID	Area	%Rec	Area Out
1	1	13C4-PFBA	1800156-12 MINNE-SO-DUP05-011718...	1.02e4	92.4	NO
2	2	13C5-PFHxA	1800156-12 MINNE-SO-DUP05-011718...	1.29e4	101.2	NO
3	3	13C3-PFHxS	1800156-12 MINNE-SO-DUP05-011718...	2.87e3	95.9	NO
4	4	13C8-PFOA	1800156-12 MINNE-SO-DUP05-011718...	1.06e4	87.4	NO
5	5	13C9-PFNA	1800156-12 MINNE-SO-DUP05-011718...	9.29e3	82.9	NO
6	6	13C4-PFOS	1800156-12 MINNE-SO-DUP05-011718...	1.50e3	58.2	NO
7	7	13C6-PFDA	1800156-12 MINNE-SO-DUP05-011718...	2.96e3	35.9	YES
8	8	13C7-PFUdA	1800156-12 MINNE-SO-DUP05-011718...	1.04e3	8.7	YES

Name: 180205M1_21, Date: 05-Feb-2018, Time: 15:42:31, ID: 1800180-12 YEAGR-SO-DUP04-012018 1.2, Description: YEAGR-SO-DUP04-012018

	#	Name	ID	Area	%Rec	Area Out
1	1	13C4-PFBA	1800180-12 YEAGR-SO-DUP04-01201...	1.10e4	99.9	NO
2	2	13C5-PFHxA	1800180-12 YEAGR-SO-DUP04-01201...	1.26e4	98.9	NO
3	3	13C3-PFHxS	1800180-12 YEAGR-SO-DUP04-01201...	3.12e3	104.4	NO
4	4	13C8-PFOA	1800180-12 YEAGR-SO-DUP04-01201...	1.12e4	92.4	NO
5	5	13C9-PFNA	1800180-12 YEAGR-SO-DUP04-01201...	1.06e4	94.8	NO
6	6	13C4-PFOS	1800180-12 YEAGR-SO-DUP04-01201...	2.16e3	83.8	NO
7	7	13C6-PFDA	1800180-12 YEAGR-SO-DUP04-01201...	5.28e3	64.0	NO
8	8	13C7-PFUdA	1800180-12 YEAGR-SO-DUP04-01201...	2.18e3	18.2	YES

Name: 180205M1_22, Date: 05-Feb-2018, Time: 15:54:00, ID: 1800180-13 YEAGR-03-SB03-08-10 1.17, Description: YEAGR-03-SB03-08-10

	#	Name	ID	Area	%Rec	Area Out
1	1	13C4-PFBA	1800180-13 YEAGR-03-SB03-08-10 1.17	1.07e4	96.9	NO
2	2	13C5-PFHxA	1800180-13 YEAGR-03-SB03-08-10 1.17	1.34e4	105.7	NO
3	3	13C3-PFHxS	1800180-13 YEAGR-03-SB03-08-10 1.17	2.96e3	98.9	NO
4	4	13C8-PFOA	1800180-13 YEAGR-03-SB03-08-10 1.17	1.31e4	108.3	NO
5	5	13C9-PFNA	1800180-13 YEAGR-03-SB03-08-10 1.17	9.61e3	85.7	NO
6	6	13C4-PFOS	1800180-13 YEAGR-03-SB03-08-10 1.17	2.46e3	95.5	NO
7	7	13C6-PFDA	1800180-13 YEAGR-03-SB03-08-10 1.17	5.21e3	63.1	NO
8	8	13C7-PFUdA	1800180-13 YEAGR-03-SB03-08-10 1.17	4.06e3	33.9	YES

AC 2/6/2018

Dataset: F:\Projects\PFAS.PRO\Results\180205M1\180205M1-IIS AREAS.qld

Last Altered: Tuesday, February 06, 2018 10:52:47 Pacific Standard Time
Printed: Tuesday, February 06, 2018 10:54:06 Pacific Standard Time

Name: 180205M1_23, Date: 05-Feb-2018, Time: 16:05:30, ID: 1800180-15 YEAGR-07-SB02-08-10 1.13, Description: YEAGR-07-SB02-08-10

	#	Name	ID	Area	%Rec	Area Out
1	1	13C4-PFBA	1800180-15 YEAGR-07-SB02-08-10 1.13	1.02e4	92.4	NO
2	2	13C5-PFHxA	1800180-15 YEAGR-07-SB02-08-10 1.13	1.13e4	88.6	NO
3	3	13C3-PFHxS	1800180-15 YEAGR-07-SB02-08-10 1.13	2.92e3	97.7	NO
4	4	13C8-PFOA	1800180-15 YEAGR-07-SB02-08-10 1.13	1.29e4	106.8	NO
5	5	13C9-PFNA	1800180-15 YEAGR-07-SB02-08-10 1.13	1.13e4	100.3	NO
6	6	13C4-PFOS	1800180-15 YEAGR-07-SB02-08-10 1.13	1.82e3	70.5	NO
7	7	13C6-PFDA	1800180-15 YEAGR-07-SB02-08-10 1.13	4.93e3	59.7	NO
8	8	13C7-PFUdA	1800180-15 YEAGR-07-SB02-08-10 1.13	3.36e3	28.0	YES

Name: 180205M1_24, Date: 05-Feb-2018, Time: 16:16:59, ID: B8A0166-BS1 OPR 0.25, Description: OPR

	#	Name	ID	Area	%Rec	Area Out
1	1	13C4-PFBA	B8A0166-BS1 OPR 0.25	7.19e3	65.3	NO
2	2	13C5-PFHxA	B8A0166-BS1 OPR 0.25	7.94e3	62.5	NO
3	3	13C3-PFHxS	B8A0166-BS1 OPR 0.25	2.35e3	78.4	NO
4	4	13C8-PFOA	B8A0166-BS1 OPR 0.25	7.84e3	64.8	NO
5	5	13C9-PFNA	B8A0166-BS1 OPR 0.25	8.60e3	76.7	NO
6	6	13C4-PFOS	B8A0166-BS1 OPR 0.25	2.69e3	104.2	NO
7	7	13C6-PFDA	B8A0166-BS1 OPR 0.25	6.54e3	79.2	NO
8	8	13C7-PFUdA	B8A0166-BS1 OPR 0.25	9.71e3	80.9	NO

Name: 180205M1_25, Date: 05-Feb-2018, Time: 16:28:29, ID: B8A0166-BLK1 Method Blank 0.25, Description: Method Blank

	#	Name	ID	Area	%Rec	Area Out
1	1	13C4-PFBA	B8A0166-BLK1 Method Blank 0.25	7.33e3	66.6	NO
2	2	13C5-PFHxA	B8A0166-BLK1 Method Blank 0.25	9.14e3	71.9	NO
3	3	13C3-PFHxS	B8A0166-BLK1 Method Blank 0.25	2.33e3	77.9	NO
4	4	13C8-PFOA	B8A0166-BLK1 Method Blank 0.25	9.99e3	82.6	NO
5	5	13C9-PFNA	B8A0166-BLK1 Method Blank 0.25	8.39e3	74.8	NO
6	6	13C4-PFOS	B8A0166-BLK1 Method Blank 0.25	2.67e3	103.6	NO
7	7	13C6-PFDA	B8A0166-BLK1 Method Blank 0.25	6.93e3	84.0	NO
8	8	13C7-PFUdA	B8A0166-BLK1 Method Blank 0.25	7.93e3	66.2	NO

Name: 180205M1_26, Date: 05-Feb-2018, Time: 16:39:56, ID: 1800143-01 WT1801160820AB 0.28187, Description: WT1801160820AB

	#	Name	ID	Area	%Rec	Area Out
1	1	13C4-PFBA	1800143-01 WT1801160820AB 0.28187	6.49e3	59.0	NO
2	2	13C5-PFHxA	1800143-01 WT1801160820AB 0.28187	7.52e3	59.1	NO
3	3	13C3-PFHxS	1800143-01 WT1801160820AB 0.28187	2.01e3	67.2	NO
4	4	13C8-PFOA	1800143-01 WT1801160820AB 0.28187	8.46e3	69.9	NO
5	5	13C9-PFNA	1800143-01 WT1801160820AB 0.28187	7.06e3	63.0	NO
6	6	13C4-PFOS	1800143-01 WT1801160820AB 0.28187	2.34e3	90.9	NO
7	7	13C6-PFDA	1800143-01 WT1801160820AB 0.28187	6.32e3	76.6	NO
8	8	13C7-PFUdA	1800143-01 WT1801160820AB 0.28187	9.01e3	75.1	NO

AC 2/6/2018

Dataset: F:\Projects\PFAS.PRO\Results\180205M1\180205M1-IIS AREAS.qld

Last Altered: Tuesday, February 06, 2018 10:52:47 Pacific Standard Time
Printed: Tuesday, February 06, 2018 10:54:06 Pacific Standard Time

Name: 180205M1_27, Date: 05-Feb-2018, Time: 16:51:23, ID: 1800143-02 WR1801160850AB 0.27813, Description: WR1801160850AB

	#	Name	ID	Area	%Rec	Area Out
1	1	13C4-PFBA	1800143-02 WR1801160850AB 0.27813	7.64e3	69.4	NO
2	2	13C5-PFHxA	1800143-02 WR1801160850AB 0.27813	9.06e3	71.3	NO
3	3	13C3-PFHxS	1800143-02 WR1801160850AB 0.27813	2.42e3	80.9	NO
4	4	13C8-PFOA	1800143-02 WR1801160850AB 0.27813	9.23e3	76.3	NO
5	5	13C9-PFNA	1800143-02 WR1801160850AB 0.27813	7.67e3	68.4	NO
6	6	13C4-PFOS	1800143-02 WR1801160850AB 0.27813	2.46e3	95.5	NO
7	7	13C6-PFDA	1800143-02 WR1801160850AB 0.27813	6.05e3	73.3	NO
8	8	13C7-PFUdA	1800143-02 WR1801160850AB 0.27813	9.39e3	78.3	NO

Name: 180205M1_28, Date: 05-Feb-2018, Time: 17:02:50, ID: IPA, Description: IPA

	#	Name	ID	Area	%Rec	Area Out
1	1	13C4-PFBA	IPA			NO
2	2	13C5-PFHxA	IPA			NO
3	3	13C3-PFHxS	IPA			NO
4	4	13C8-PFOA	IPA			NO
5	5	13C9-PFNA	IPA			NO
6	6	13C4-PFOS	IPA			NO
7	7	13C6-PFDA	IPA			NO
8	8	13C7-PFUdA	IPA			NO

Name: 180205M1_29, Date: 05-Feb-2018, Time: 17:14:17, ID: ST180205M1-11 PFC CS3 18A3012, Description: PFC CS3 18A3012

	#	Name	ID	Area	%Rec	Area Out
1	1	13C4-PFBA	ST180205M1-11 PFC CS3 18A3012	1.17e4	106.6	NO
2	2	13C5-PFHxA	ST180205M1-11 PFC CS3 18A3012	1.48e4	116.7	NO
3	3	13C3-PFHxS	ST180205M1-11 PFC CS3 18A3012	3.35e3	111.8	NO
4	4	13C8-PFOA	ST180205M1-11 PFC CS3 18A3012	1.23e4	102.1	NO
5	5	13C9-PFNA	ST180205M1-11 PFC CS3 18A3012	1.58e4	140.9	NO
6	6	13C4-PFOS	ST180205M1-11 PFC CS3 18A3012	3.02e3	117.1	NO
7	7	13C6-PFDA	ST180205M1-11 PFC CS3 18A3012	9.24e3	112.0	NO
8	8	13C7-PFUdA	ST180205M1-11 PFC CS3 18A3012	1.19e4	99.3	NO

Name: 180205M1_30, Date: 05-Feb-2018, Time: 17:25:46, ID: IPA, Description: IPA

	#	Name	ID	Area	%Rec	Area Out
1	1	13C4-PFBA	IPA			NO
2	2	13C5-PFHxA	IPA			NO
3	3	13C3-PFHxS	IPA			NO
4	4	13C8-PFOA	IPA			NO
5	5	13C9-PFNA	IPA			NO
6	6	13C4-PFOS	IPA			NO
7	7	13C6-PFDA	IPA			NO
8	8	13C7-PFUdA	IPA			NO

AC 2/6/2018

Dataset: F:\Projects\PFAS.PRO\Results\180205M1\180205M1-IIS AREAS.qld

Last Altered: Tuesday, February 06, 2018 10:52:47 Pacific Standard Time
Printed: Tuesday, February 06, 2018 10:54:06 Pacific Standard Time

Name: 180205M1_31, Date: 05-Feb-2018, Time: 17:37:18, ID: 1800143-03 WT1801160905AB 0.27702, Description: WT1801160905AB

	#	Name	ID	Area	%Rec	Area Out
1	1	13C4-PFBA	1800143-03 WT1801160905AB 0.27702	6.03e3	54.8	NO
2	2	13C5-PFHxA	1800143-03 WT1801160905AB 0.27702	7.57e3	59.6	NO
3	3	13C3-PFHxS	1800143-03 WT1801160905AB 0.27702	2.19e3	73.3	NO
4	4	13C8-PFOA	1800143-03 WT1801160905AB 0.27702	6.86e3	56.7	NO
5	5	13C9-PFNA	1800143-03 WT1801160905AB 0.27702	8.08e3	72.0	NO
6	6	13C4-PFOS	1800143-03 WT1801160905AB 0.27702	1.91e3	74.1	NO
7	7	13C6-PFDA	1800143-03 WT1801160905AB 0.27702	4.14e3	50.2	NO
8	8	13C7-PFUdA	1800143-03 WT1801160905AB 0.27702	5.75e3	48.0	YES

Name: 180205M1_32, Date: 05-Feb-2018, Time: 17:48:42, ID: 1800143-04 WT1801160920AB 0.28161, Description: WT1801160920AB

	#	Name	ID	Area	%Rec	Area Out
1	1	13C4-PFBA	1800143-04 WT1801160920AB 0.28161	6.97e3	63.4	NO
2	2	13C5-PFHxA	1800143-04 WT1801160920AB 0.28161	8.20e3	64.5	NO
3	3	13C3-PFHxS	1800143-04 WT1801160920AB 0.28161	2.13e3	71.3	NO
4	4	13C8-PFOA	1800143-04 WT1801160920AB 0.28161	8.09e3	66.9	NO
5	5	13C9-PFNA	1800143-04 WT1801160920AB 0.28161	7.48e3	66.7	NO
6	6	13C4-PFOS	1800143-04 WT1801160920AB 0.28161	2.11e3	81.7	NO
7	7	13C6-PFDA	1800143-04 WT1801160920AB 0.28161	5.95e3	72.2	NO
8	8	13C7-PFUdA	1800143-04 WT1801160920AB 0.28161	7.41e3	61.8	NO

Name: 180205M1_33, Date: 05-Feb-2018, Time: 18:00:09, ID: 1800143-06 WT1801160945AB 0.27513, Description: WT1801160945AB

	#	Name	ID	Area	%Rec	Area Out
1	1	13C4-PFBA	1800143-06 WT1801160945AB 0.27513	7.09e3	64.4	NO
2	2	13C5-PFHxA	1800143-06 WT1801160945AB 0.27513	9.13e3	71.8	NO
3	3	13C3-PFHxS	1800143-06 WT1801160945AB 0.27513	2.38e3	79.4	NO
4	4	13C8-PFOA	1800143-06 WT1801160945AB 0.27513	7.21e3	59.6	NO
5	5	13C9-PFNA	1800143-06 WT1801160945AB 0.27513	8.34e3	74.3	NO
6	6	13C4-PFOS	1800143-06 WT1801160945AB 0.27513	2.05e3	79.5	NO
7	7	13C6-PFDA	1800143-06 WT1801160945AB 0.27513	5.79e3	70.1	NO
8	8	13C7-PFUdA	1800143-06 WT1801160945AB 0.27513	7.18e3	59.9	NO

Name: 180205M1_34, Date: 05-Feb-2018, Time: 18:11:36, ID: 1800143-07 WT1801161005AB 0.26438, Description: WT1801161005AB

	#	Name	ID	Area	%Rec	Area Out
1	1	13C4-PFBA	1800143-07 WT1801161005AB 0.26438	6.53e3	59.4	NO
2	2	13C5-PFHxA	1800143-07 WT1801161005AB 0.26438	8.80e3	69.2	NO
3	3	13C3-PFHxS	1800143-07 WT1801161005AB 0.26438	1.92e3	64.3	NO
4	4	13C8-PFOA	1800143-07 WT1801161005AB 0.26438	7.14e3	59.1	NO
5	5	13C9-PFNA	1800143-07 WT1801161005AB 0.26438	7.22e3	64.4	NO
6	6	13C4-PFOS	1800143-07 WT1801161005AB 0.26438	2.15e3	83.5	NO
7	7	13C6-PFDA	1800143-07 WT1801161005AB 0.26438	4.70e3	56.9	NO
8	8	13C7-PFUdA	1800143-07 WT1801161005AB 0.26438	7.70e3	64.2	NO

AC 2/6/2018

Dataset: F:\Projects\PFAS.PRO\Results\180205M1\180205M1-IIS AREAS.qld

Last Altered: Tuesday, February 06, 2018 10:52:47 Pacific Standard Time
Printed: Tuesday, February 06, 2018 10:54:06 Pacific Standard Time

Name: 180205M1_35, Date: 05-Feb-2018, Time: 18:23:06, ID: 1800143-08 WT1801161035AB 0.27578, Description: WT1801161035AB

	#	Name	ID	Area	%Rec	Area Out
1	1	13C4-PFBA	1800143-08 WT1801161035AB 0.27578	7.17e3	65.2	NO
2	2	13C5-PFHxA	1800143-08 WT1801161035AB 0.27578	8.27e3	65.1	NO
3	3	13C3-PFHxS	1800143-08 WT1801161035AB 0.27578	2.21e3	73.9	NO
4	4	13C8-PFOA	1800143-08 WT1801161035AB 0.27578	7.72e3	63.8	NO
5	5	13C9-PFNA	1800143-08 WT1801161035AB 0.27578	6.55e3	58.4	NO
6	6	13C4-PFOS	1800143-08 WT1801161035AB 0.27578	2.00e3	77.6	NO
7	7	13C6-PFDA	1800143-08 WT1801161035AB 0.27578	5.37e3	65.1	NO
8	8	13C7-PFUdA	1800143-08 WT1801161035AB 0.27578	9.03e3	75.3	NO

Name: 180205M1_36, Date: 05-Feb-2018, Time: 18:34:35, ID: 1800143-09 WT1801161055AB 0.27465, Description: WT1801161055AB

	#	Name	ID	Area	%Rec	Area Out
1	1	13C4-PFBA	1800143-09 WT1801161055AB 0.27465	6.21e3	56.5	NO
2	2	13C5-PFHxA	1800143-09 WT1801161055AB 0.27465	7.99e3	62.8	NO
3	3	13C3-PFHxS	1800143-09 WT1801161055AB 0.27465	2.13e3	71.1	NO
4	4	13C8-PFOA	1800143-09 WT1801161055AB 0.27465	6.91e3	57.2	NO
5	5	13C9-PFNA	1800143-09 WT1801161055AB 0.27465	7.82e3	69.8	NO
6	6	13C4-PFOS	1800143-09 WT1801161055AB 0.27465	2.05e3	79.7	NO
7	7	13C6-PFDA	1800143-09 WT1801161055AB 0.27465	5.40e3	65.4	NO
8	8	13C7-PFUdA	1800143-09 WT1801161055AB 0.27465	7.65e3	63.8	NO

Name: 180205M1_37, Date: 05-Feb-2018, Time: 18:46:05, ID: 1800143-10 WT1801161105AB 0.28066, Description: WT1801161105AB

	#	Name	ID	Area	%Rec	Area Out
1	1	13C4-PFBA	1800143-10 WT1801161105AB 0.28066	7.64e3	69.5	NO
2	2	13C5-PFHxA	1800143-10 WT1801161105AB 0.28066	8.97e3	70.6	NO
3	3	13C3-PFHxS	1800143-10 WT1801161105AB 0.28066	1.97e3	65.7	NO
4	4	13C8-PFOA	1800143-10 WT1801161105AB 0.28066	9.62e3	79.5	NO
5	5	13C9-PFNA	1800143-10 WT1801161105AB 0.28066	7.88e3	70.2	NO
6	6	13C4-PFOS	1800143-10 WT1801161105AB 0.28066	2.25e3	87.3	NO
7	7	13C6-PFDA	1800143-10 WT1801161105AB 0.28066	5.95e3	72.1	NO
8	8	13C7-PFUdA	1800143-10 WT1801161105AB 0.28066	8.52e3	71.1	NO

Name: 180205M1_38, Date: 05-Feb-2018, Time: 18:57:35, ID: 1800143-11 WR1801161115AB 0.27437, Description: WR1801161115AB

	#	Name	ID	Area	%Rec	Area Out
1	1	13C4-PFBA	1800143-11 WR1801161115AB 0.27437	7.44e3	67.7	NO
2	2	13C5-PFHxA	1800143-11 WR1801161115AB 0.27437	9.18e3	72.2	NO
3	3	13C3-PFHxS	1800143-11 WR1801161115AB 0.27437	2.51e3	84.0	NO
4	4	13C8-PFOA	1800143-11 WR1801161115AB 0.27437	8.99e3	74.3	NO
5	5	13C9-PFNA	1800143-11 WR1801161115AB 0.27437	7.88e3	70.2	NO
6	6	13C4-PFOS	1800143-11 WR1801161115AB 0.27437	2.41e3	93.6	NO
7	7	13C6-PFDA	1800143-11 WR1801161115AB 0.27437	5.83e3	70.7	NO
8	8	13C7-PFUdA	1800143-11 WR1801161115AB 0.27437	9.50e3	79.2	NO

AC 2/6/2018

Dataset: F:\Projects\PFAS.PRO\Results\180205M1\180205M1-IIS AREAS.qld

Last Altered: Tuesday, February 06, 2018 10:52:47 Pacific Standard Time
Printed: Tuesday, February 06, 2018 10:54:06 Pacific Standard Time

Name: 180205M1_39, Date: 05-Feb-2018, Time: 19:09:05, ID: 1800143-12 WR1801161145AB 0.27689, Description: WR1801161145AB

	#	Name	ID	Area	%Rec	Area Out
1	1	13C4-PFBA	1800143-12 WR1801161145AB 0.27689	7.05e3	64.1	NO
2	2	13C5-PFHxA	1800143-12 WR1801161145AB 0.27689	7.91e3	62.2	NO
3	3	13C3-PFHxS	1800143-12 WR1801161145AB 0.27689	2.25e3	75.1	NO
4	4	13C8-PFOA	1800143-12 WR1801161145AB 0.27689	8.70e3	72.0	NO
5	5	13C9-PFNA	1800143-12 WR1801161145AB 0.27689	6.94e3	61.9	NO
6	6	13C4-PFOS	1800143-12 WR1801161145AB 0.27689	2.01e3	77.8	NO
7	7	13C6-PFDA	1800143-12 WR1801161145AB 0.27689	4.79e3	58.0	NO
8	8	13C7-PFUdA	1800143-12 WR1801161145AB 0.27689	7.79e3	64.9	NO

Name: 180205M1_40, Date: 05-Feb-2018, Time: 19:20:35, ID: 1800143-13 WT1801161205AB 0.28014, Description: WT1801161205AB

	#	Name	ID	Area	%Rec	Area Out
1	1	13C4-PFBA	1800143-13 WT1801161205AB 0.28014	7.12e3	64.8	NO
2	2	13C5-PFHxA	1800143-13 WT1801161205AB 0.28014	8.13e3	64.0	NO
3	3	13C3-PFHxS	1800143-13 WT1801161205AB 0.28014	2.02e3	67.6	NO
4	4	13C8-PFOA	1800143-13 WT1801161205AB 0.28014	8.26e3	68.3	NO
5	5	13C9-PFNA	1800143-13 WT1801161205AB 0.28014	7.45e3	66.4	NO
6	6	13C4-PFOS	1800143-13 WT1801161205AB 0.28014	2.15e3	83.2	NO
7	7	13C6-PFDA	1800143-13 WT1801161205AB 0.28014	6.25e3	75.8	NO
8	8	13C7-PFUdA	1800143-13 WT1801161205AB 0.28014	8.38e3	69.8	NO

Name: 180205M1_41, Date: 05-Feb-2018, Time: 19:32:02, ID: IPA, Description: IPA

	#	Name	ID	Area	%Rec	Area Out
1	1	13C4-PFBA	IPA			NO
2	2	13C5-PFHxA	IPA	5.34e0	0.0	YES
3	3	13C3-PFHxS	IPA			NO
4	4	13C8-PFOA	IPA			NO
5	5	13C9-PFNA	IPA			NO
6	6	13C4-PFOS	IPA			NO
7	7	13C6-PFDA	IPA			NO
8	8	13C7-PFUdA	IPA			NO

Name: 180205M1_42, Date: 05-Feb-2018, Time: 19:43:31, ID: ST180205M1-12 PFC CS3 18A3012, Description: PFC CS3 18A3012

	#	Name	ID	Area	%Rec	Area Out
1	1	13C4-PFBA	ST180205M1-12 PFC CS3 18A3012	1.27e4	115.3	NO
2	2	13C5-PFHxA	ST180205M1-12 PFC CS3 18A3012	1.47e4	115.4	NO
3	3	13C3-PFHxS	ST180205M1-12 PFC CS3 18A3012	3.30e3	110.4	NO
4	4	13C8-PFOA	ST180205M1-12 PFC CS3 18A3012	1.44e4	118.7	NO
5	5	13C9-PFNA	ST180205M1-12 PFC CS3 18A3012	1.25e4	111.2	NO
6	6	13C4-PFOS	ST180205M1-12 PFC CS3 18A3012	3.20e3	124.2	NO
7	7	13C6-PFDA	ST180205M1-12 PFC CS3 18A3012	9.26e3	112.2	NO
8	8	13C7-PFUdA	ST180205M1-12 PFC CS3 18A3012	1.20e4	100.1	NO

AC 2/6/2018

Dataset: F:\Projects\PFAS.PRO\Results\180205M1\180205M1-IIS AREAS.qld

Last Altered: Tuesday, February 06, 2018 10:52:47 Pacific Standard Time
Printed: Tuesday, February 06, 2018 10:54:06 Pacific Standard Time

Name: 180205M1_43, Date: 05-Feb-2018, Time: 19:54:58, ID: IPA, Description: IPA

	#	Name	ID	Area	%Rec	Area Out
1	1	13C4-PFBA	IPA			NO
2	2	13C5-PFHxA	IPA			NO
3	3	13C3-PFHxS	IPA			NO
4	4	13C8-PFOA	IPA			NO
5	5	13C9-PFNA	IPA			NO
6	6	13C4-PFOS	IPA			NO
7	7	13C6-PFDA	IPA			NO
8	8	13C7-PFUdA	IPA			NO

Name: 180205M1_44, Date: 05-Feb-2018, Time: 20:06:28, ID: 1800143-14 WT1801161315AB 0.27308, Description: WT1801161315AB

	#	Name	ID	Area	%Rec	Area Out
1	1	13C4-PFBA	1800143-14 WT1801161315AB 0.27308	6.65e3	60.5	NO
2	2	13C5-PFHxA	1800143-14 WT1801161315AB 0.27308	7.67e3	60.3	NO
3	3	13C3-PFHxS	1800143-14 WT1801161315AB 0.27308	1.79e3	59.9	NO
4	4	13C8-PFOA	1800143-14 WT1801161315AB 0.27308	7.93e3	65.6	NO
5	5	13C9-PFNA	1800143-14 WT1801161315AB 0.27308	7.33e3	65.3	NO
6	6	13C4-PFOS	1800143-14 WT1801161315AB 0.27308	2.00e3	77.6	NO
7	7	13C6-PFDA	1800143-14 WT1801161315AB 0.27308	5.80e3	70.3	NO
8	8	13C7-PFUdA	1800143-14 WT1801161315AB 0.27308	7.00e3	58.4	NO

Name: 180205M1_45, Date: 05-Feb-2018, Time: 20:17:57, ID: 1800143-15 FB1801161320AB 0.20094, Description: FB1801161320AB

	#	Name	ID	Area	%Rec	Area Out
1	1	13C4-PFBA	1800143-15 FB1801161320AB 0.20094	7.68e3	69.8	NO
2	2	13C5-PFHxA	1800143-15 FB1801161320AB 0.20094	9.40e3	73.9	NO
3	3	13C3-PFHxS	1800143-15 FB1801161320AB 0.20094	2.39e3	79.8	NO
4	4	13C8-PFOA	1800143-15 FB1801161320AB 0.20094	7.51e3	62.1	NO
5	5	13C9-PFNA	1800143-15 FB1801161320AB 0.20094	9.19e3	82.0	NO
6	6	13C4-PFOS	1800143-15 FB1801161320AB 0.20094	2.13e3	82.5	NO
7	7	13C6-PFDA	1800143-15 FB1801161320AB 0.20094	5.78e3	70.0	NO
8	8	13C7-PFUdA	1800143-15 FB1801161320AB 0.20094	9.37e3	78.1	NO

Name: 180205M1_46, Date: 05-Feb-2018, Time: 20:29:26, ID: 1800143-16 WT1801161330AB 0.27298, Description: WT1801161330AB

	#	Name	ID	Area	%Rec	Area Out
1	1	13C4-PFBA	1800143-16 WT1801161330AB 0.27298	6.63e3	60.3	NO
2	2	13C5-PFHxA	1800143-16 WT1801161330AB 0.27298	8.08e3	63.6	NO
3	3	13C3-PFHxS	1800143-16 WT1801161330AB 0.27298	1.89e3	63.3	NO
4	4	13C8-PFOA	1800143-16 WT1801161330AB 0.27298	6.88e3	56.9	NO
5	5	13C9-PFNA	1800143-16 WT1801161330AB 0.27298	8.56e3	76.3	NO
6	6	13C4-PFOS	1800143-16 WT1801161330AB 0.27298	2.24e3	86.9	NO
7	7	13C6-PFDA	1800143-16 WT1801161330AB 0.27298	6.39e3	77.5	NO
8	8	13C7-PFUdA	1800143-16 WT1801161330AB 0.27298	5.98e3	49.8	YES

AC 2/6/2018

Dataset: F:\Projects\PFAS.PRO\Results\180205M1\180205M1-IIS AREAS.qld

Last Altered: Tuesday, February 06, 2018 10:52:47 Pacific Standard Time
Printed: Tuesday, February 06, 2018 10:54:06 Pacific Standard Time

Name: 180205M1_47, Date: 05-Feb-2018, Time: 20:40:56, ID: 1800143-17 WT1801161340AB 0.2753, Description: WT1801161340AB

	#	Name	ID	Area	%Rec	Area Out
1	1	13C4-PFBA	1800143-17 WT1801161340AB 0.2753	7.12e3	64.7	NO
2	2	13C5-PFHxA	1800143-17 WT1801161340AB 0.2753	8.90e3	70.0	NO
3	3	13C3-PFHxS	1800143-17 WT1801161340AB 0.2753	2.13e3	71.1	NO
4	4	13C8-PFOA	1800143-17 WT1801161340AB 0.2753	7.28e3	60.2	NO
5	5	13C9-PFNA	1800143-17 WT1801161340AB 0.2753	6.89e3	61.4	NO
6	6	13C4-PFOS	1800143-17 WT1801161340AB 0.2753	2.33e3	90.3	NO
7	7	13C6-PFDA	1800143-17 WT1801161340AB 0.2753	6.73e3	81.5	NO
8	8	13C7-PFUdA	1800143-17 WT1801161340AB 0.2753	8.84e3	73.7	NO

Name: 180205M1_48, Date: 05-Feb-2018, Time: 20:52:23, ID: 1800143-18 WR1801161355AB 0.28014, Description: WR1801161355AB

	#	Name	ID	Area	%Rec	Area Out
1	1	13C4-PFBA	1800143-18 WR1801161355AB 0.28014	7.04e3	64.0	NO
2	2	13C5-PFHxA	1800143-18 WR1801161355AB 0.28014	8.60e3	67.6	NO
3	3	13C3-PFHxS	1800143-18 WR1801161355AB 0.28014	2.25e3	75.2	NO
4	4	13C8-PFOA	1800143-18 WR1801161355AB 0.28014	7.73e3	63.9	NO
5	5	13C9-PFNA	1800143-18 WR1801161355AB 0.28014	7.18e3	64.0	NO
6	6	13C4-PFOS	1800143-18 WR1801161355AB 0.28014	2.30e3	89.3	NO
7	7	13C6-PFDA	1800143-18 WR1801161355AB 0.28014	6.19e3	75.1	NO
8	8	13C7-PFUdA	1800143-18 WR1801161355AB 0.28014	7.43e3	61.9	NO

Name: 180205M1_49, Date: 05-Feb-2018, Time: 21:03:52, ID: 1800143-19 WR1801161405AB 0.27452, Description: WR1801161405AB

	#	Name	ID	Area	%Rec	Area Out
1	1	13C4-PFBA	1800143-19 WR1801161405AB 0.27452	7.17e3	65.2	NO
2	2	13C5-PFHxA	1800143-19 WR1801161405AB 0.27452	8.48e3	66.7	NO
3	3	13C3-PFHxS	1800143-19 WR1801161405AB 0.27452	2.36e3	79.0	NO
4	4	13C8-PFOA	1800143-19 WR1801161405AB 0.27452	7.61e3	62.9	NO
5	5	13C9-PFNA	1800143-19 WR1801161405AB 0.27452	9.57e3	85.3	NO
6	6	13C4-PFOS	1800143-19 WR1801161405AB 0.27452	2.38e3	92.4	NO
7	7	13C6-PFDA	1800143-19 WR1801161405AB 0.27452	5.39e3	65.3	NO
8	8	13C7-PFUdA	1800143-19 WR1801161405AB 0.27452	8.80e3	73.4	NO

Name: 180205M1_50, Date: 05-Feb-2018, Time: 21:15:21, ID: 1800143-20 WT1801161420AB 0.27679, Description: WT1801161420AB

	#	Name	ID	Area	%Rec	Area Out
1	1	13C4-PFBA	1800143-20 WT1801161420AB 0.27679	6.49e3	59.0	NO
2	2	13C5-PFHxA	1800143-20 WT1801161420AB 0.27679	7.80e3	61.4	NO
3	3	13C3-PFHxS	1800143-20 WT1801161420AB 0.27679	2.02e3	67.3	NO
4	4	13C8-PFOA	1800143-20 WT1801161420AB 0.27679	7.82e3	64.6	NO
5	5	13C9-PFNA	1800143-20 WT1801161420AB 0.27679	7.41e3	66.0	NO
6	6	13C4-PFOS	1800143-20 WT1801161420AB 0.27679	2.08e3	80.8	NO
7	7	13C6-PFDA	1800143-20 WT1801161420AB 0.27679	6.50e3	78.8	NO
8	8	13C7-PFUdA	1800143-20 WT1801161420AB 0.27679	7.46e3	62.2	NO

AC 2/6/2018

Dataset: F:\Projects\PFAS.PRO\Results\180205M1\180205M1-IIS AREAS.qld

Last Altered: Tuesday, February 06, 2018 10:52:47 Pacific Standard Time
Printed: Tuesday, February 06, 2018 10:54:06 Pacific Standard Time

Name: 180205M1_51, Date: 05-Feb-2018, Time: 21:26:48, ID: B8A0189-BS1 OPR 1, Description: OPR

	#	Name	ID	Area	%Rec	Area Out
1	1	13C4-PFBA	B8A0189-BS1 OPR 1	9.78e3	88.9	NO
2	2	13C5-PFHxA	B8A0189-BS1 OPR 1	1.11e4	87.4	NO
3	3	13C3-PFHxS	B8A0189-BS1 OPR 1	2.86e3	95.7	NO
4	4	13C8-PFOA	B8A0189-BS1 OPR 1	1.06e4	87.9	NO
5	5	13C9-PFNA	B8A0189-BS1 OPR 1	8.86e3	79.0	NO
6	6	13C4-PFOS	B8A0189-BS1 OPR 1	2.30e3	89.2	NO
7	7	13C6-PFDA	B8A0189-BS1 OPR 1	6.07e3	73.5	NO
8	8	13C7-PFUdA	B8A0189-BS1 OPR 1	3.88e3	32.3	YES

Name: 180205M1_52, Date: 05-Feb-2018, Time: 21:38:18, ID: B8A0189-BLK1 Method Blank 1, Description: Method Blank

	#	Name	ID	Area	%Rec	Area Out
1	1	13C4-PFBA	B8A0189-BLK1 Method Blank 1	1.01e4	91.7	NO
2	2	13C5-PFHxA	B8A0189-BLK1 Method Blank 1	1.20e4	94.3	NO
3	3	13C3-PFHxS	B8A0189-BLK1 Method Blank 1	3.09e3	103.3	NO
4	4	13C8-PFOA	B8A0189-BLK1 Method Blank 1	1.07e4	88.4	NO
5	5	13C9-PFNA	B8A0189-BLK1 Method Blank 1	9.65e3	86.1	NO
6	6	13C4-PFOS	B8A0189-BLK1 Method Blank 1	2.49e3	96.6	NO
7	7	13C6-PFDA	B8A0189-BLK1 Method Blank 1	6.05e3	73.3	NO
8	8	13C7-PFUdA	B8A0189-BLK1 Method Blank 1	4.28e3	35.7	YES

Name: 180205M1_53, Date: 05-Feb-2018, Time: 21:49:48, ID: B8A0189-MS1 Matrix Spike 1.27, Description: Matrix Spike

	#	Name	ID	Area	%Rec	Area Out
1	1	13C4-PFBA	B8A0189-MS1 Matrix Spike 1.27	1.03e4	93.2	NO
2	2	13C5-PFHxA	B8A0189-MS1 Matrix Spike 1.27	1.11e4	87.6	NO
3	3	13C3-PFHxS	B8A0189-MS1 Matrix Spike 1.27	2.82e3	94.1	NO
4	4	13C8-PFOA	B8A0189-MS1 Matrix Spike 1.27	1.31e4	108.3	NO
5	5	13C9-PFNA	B8A0189-MS1 Matrix Spike 1.27	1.01e4	90.0	NO
6	6	13C4-PFOS	B8A0189-MS1 Matrix Spike 1.27	2.80e3	108.5	NO
7	7	13C6-PFDA	B8A0189-MS1 Matrix Spike 1.27	7.84e3	95.0	NO
8	8	13C7-PFUdA	B8A0189-MS1 Matrix Spike 1.27	7.64e3	63.7	NO

Name: 180205M1_54, Date: 05-Feb-2018, Time: 22:01:14, ID: B8A0189-MSD1 Matrix Spike Dup 1.2, Description: Matrix Spike Dup

	#	Name	ID	Area	%Rec	Area Out
1	1	13C4-PFBA	B8A0189-MSD1 Matrix Spike Dup 1.2	1.01e4	91.9	NO
2	2	13C5-PFHxA	B8A0189-MSD1 Matrix Spike Dup 1.2	1.20e4	94.7	NO
3	3	13C3-PFHxS	B8A0189-MSD1 Matrix Spike Dup 1.2	2.68e3	89.4	NO
4	4	13C8-PFOA	B8A0189-MSD1 Matrix Spike Dup 1.2	1.24e4	102.8	NO
5	5	13C9-PFNA	B8A0189-MSD1 Matrix Spike Dup 1.2	1.01e4	90.1	NO
6	6	13C4-PFOS	B8A0189-MSD1 Matrix Spike Dup 1.2	2.78e3	107.9	NO
7	7	13C6-PFDA	B8A0189-MSD1 Matrix Spike Dup 1.2	8.75e3	106.0	NO
8	8	13C7-PFUdA	B8A0189-MSD1 Matrix Spike Dup 1.2	7.85e3	65.4	NO

AC 2/6/2018

Dataset: F:\Projects\PFAS.PRO\Results\180205M1\180205M1-IIS AREAS.qld

Last Altered: Tuesday, February 06, 2018 10:52:47 Pacific Standard Time
Printed: Tuesday, February 06, 2018 10:54:06 Pacific Standard Time

Name: 180205M1_55, Date: 05-Feb-2018, Time: 22:12:42, ID: 1800155-01 MINNE-01-SB01-011118-00-02 1.19, Description: MINNE-01-SB01-011118-00-02

	#	Name	ID	Area	%Rec	Area Out
1	1	13C4-PFBA	1800155-01 MINNE-01-SB01-011118-0...	1.02e4	92.8	NO
2	2	13C5-PFHxA	1800155-01 MINNE-01-SB01-011118-0...	1.23e4	96.7	NO
3	3	13C3-PFHxS	1800155-01 MINNE-01-SB01-011118-0...	3.03e3	101.3	NO
4	4	13C8-PFOA	1800155-01 MINNE-01-SB01-011118-0...	1.08e4	89.4	NO
5	5	13C9-PFNA	1800155-01 MINNE-01-SB01-011118-0...	1.17e4	104.4	NO
6	6	13C4-PFOS	1800155-01 MINNE-01-SB01-011118-0...	2.83e3	109.8	NO
7	7	13C6-PFDA	1800155-01 MINNE-01-SB01-011118-0...	9.28e3	112.5	NO
8	8	13C7-PFUdA	1800155-01 MINNE-01-SB01-011118-0...	7.49e3	62.5	NO

Name: 180205M1_56, Date: 05-Feb-2018, Time: 22:24:08, ID: 1800155-02 MINNE-01-SB01-011118-09-10 1.14, Description: MINNE-01-SB01-011118-09-10

	#	Name	ID	Area	%Rec	Area Out
1	1	13C4-PFBA	1800155-02 MINNE-01-SB01-011118-0...	9.74e3	88.6	NO
2	2	13C5-PFHxA	1800155-02 MINNE-01-SB01-011118-0...	1.18e4	92.7	NO
3	3	13C3-PFHxS	1800155-02 MINNE-01-SB01-011118-0...	2.82e3	94.3	NO
4	4	13C8-PFOA	1800155-02 MINNE-01-SB01-011118-0...	1.10e4	91.2	NO
5	5	13C9-PFNA	1800155-02 MINNE-01-SB01-011118-0...	8.08e3	72.0	NO
6	6	13C4-PFOS	1800155-02 MINNE-01-SB01-011118-0...	1.69e3	65.7	NO
7	7	13C6-PFDA	1800155-02 MINNE-01-SB01-011118-0...	6.87e3	83.2	NO
8	8	13C7-PFUdA	1800155-02 MINNE-01-SB01-011118-0...	3.46e3	28.9	YES

Name: 180205M1_57, Date: 05-Feb-2018, Time: 22:35:35, ID: 1800155-03 MINNE-01-SB02-011118-00-02 1.29, Description: MINNE-01-SB02-011118-00-02

	#	Name	ID	Area	%Rec	Area Out
1	1	13C4-PFBA	1800155-03 MINNE-01-SB02-011118-0...	9.83e3	89.4	NO
2	2	13C5-PFHxA	1800155-03 MINNE-01-SB02-011118-0...	1.12e4	88.4	NO
3	3	13C3-PFHxS	1800155-03 MINNE-01-SB02-011118-0...	3.01e3	100.7	NO
4	4	13C8-PFOA	1800155-03 MINNE-01-SB02-011118-0...	1.01e4	83.8	NO
5	5	13C9-PFNA	1800155-03 MINNE-01-SB02-011118-0...	1.21e4	108.0	NO
6	6	13C4-PFOS	1800155-03 MINNE-01-SB02-011118-0...	2.70e3	104.8	NO
7	7	13C6-PFDA	1800155-03 MINNE-01-SB02-011118-0...	6.34e3	76.9	NO
8	8	13C7-PFUdA	1800155-03 MINNE-01-SB02-011118-0...	8.02e3	66.9	NO

Name: 180205M1_58, Date: 05-Feb-2018, Time: 22:47:04, ID: 1800155-04 MINNE-01-SB02-011118-08-10 1.19, Description: MINNE-01-SB02-011118-08-10

	#	Name	ID	Area	%Rec	Area Out
1	1	13C4-PFBA	1800155-04 MINNE-01-SB02-011118-0...	1.00e4	91.2	NO
2	2	13C5-PFHxA	1800155-04 MINNE-01-SB02-011118-0...	1.21e4	95.3	NO
3	3	13C3-PFHxS	1800155-04 MINNE-01-SB02-011118-0...	3.19e3	106.7	NO
4	4	13C8-PFOA	1800155-04 MINNE-01-SB02-011118-0...	1.04e4	86.3	NO
5	5	13C9-PFNA	1800155-04 MINNE-01-SB02-011118-0...	9.83e3	87.6	NO
6	6	13C4-PFOS	1800155-04 MINNE-01-SB02-011118-0...	2.80e3	108.8	NO
7	7	13C6-PFDA	1800155-04 MINNE-01-SB02-011118-0...	5.88e3	71.3	NO
8	8	13C7-PFUdA	1800155-04 MINNE-01-SB02-011118-0...	4.56e3	38.1	YES

AC 2/6/2018

Dataset: F:\Projects\PFAS.PRO\Results\180205M1\180205M1-IIS AREAS.qld

Last Altered: Tuesday, February 06, 2018 10:52:47 Pacific Standard Time
Printed: Tuesday, February 06, 2018 10:54:06 Pacific Standard Time

Name: 180205M1_59, Date: 05-Feb-2018, Time: 22:58:35, ID: IPA, Description: IPA

	#	Name	ID	Area	%Rec	Area Out
1	1	13C4-PFBA	IPA			NO
2	2	13C5-PFHxA	IPA			NO
3	3	13C3-PFHxS	IPA			NO
4	4	13C8-PFOA	IPA			NO
5	5	13C9-PFNA	IPA			NO
6	6	13C4-PFOS	IPA			NO
7	7	13C6-PFDA	IPA			NO
8	8	13C7-PFUdA	IPA			NO

Name: 180205M1_60, Date: 05-Feb-2018, Time: 23:10:01, ID: ST180205M1-13 PFC CS0 18A3009, Description: PFC CS0 18A3009

	#	Name	ID	Area	%Rec	Area Out
1	1	13C4-PFBA	ST180205M1-13 PFC CS0 18A3009	8.38e3	76.2	NO
2	2	13C5-PFHxA	ST180205M1-13 PFC CS0 18A3009	1.59e4	124.8	NO
3	3	13C3-PFHxS	ST180205M1-13 PFC CS0 18A3009	3.50e3	116.9	NO
4	4	13C8-PFOA	ST180205M1-13 PFC CS0 18A3009	1.57e4	129.9	NO
5	5	13C9-PFNA	ST180205M1-13 PFC CS0 18A3009	1.30e4	116.2	NO
6	6	13C4-PFOS	ST180205M1-13 PFC CS0 18A3009	3.82e3	148.3	NO
7	7	13C6-PFDA	ST180205M1-13 PFC CS0 18A3009	9.68e3	117.3	NO
8	8	13C7-PFUdA	ST180205M1-13 PFC CS0 18A3009	1.72e4	143.1	NO

Name: 180205M1_61, Date: 05-Feb-2018, Time: 23:21:31, ID: IPA, Description: IPA

	#	Name	ID	Area	%Rec	Area Out
1	1	13C4-PFBA	IPA			NO
2	2	13C5-PFHxA	IPA			NO
3	3	13C3-PFHxS	IPA			NO
4	4	13C8-PFOA	IPA			NO
5	5	13C9-PFNA	IPA			NO
6	6	13C4-PFOS	IPA			NO
7	7	13C6-PFDA	IPA			NO
8	8	13C7-PFUdA	IPA	5.91e0	0.0	YES

Name: 180205M1_62, Date: 05-Feb-2018, Time: 23:33:01, ID: 1800155-05 MINNE-01-SB03-011118-00-02 1.14, Description: MINNE-01-SB03-011118-00-02

	#	Name	ID	Area	%Rec	Area Out
1	1	13C4-PFBA	1800155-05 MINNE-01-SB03-011118-0...	1.01e4	91.6	NO
2	2	13C5-PFHxA	1800155-05 MINNE-01-SB03-011118-0...	1.20e4	94.2	NO
3	3	13C3-PFHxS	1800155-05 MINNE-01-SB03-011118-0...	3.09e3	103.2	NO
4	4	13C8-PFOA	1800155-05 MINNE-01-SB03-011118-0...	1.08e4	89.0	NO
5	5	13C9-PFNA	1800155-05 MINNE-01-SB03-011118-0...	1.21e4	107.8	NO
6	6	13C4-PFOS	1800155-05 MINNE-01-SB03-011118-0...	2.39e3	92.7	NO
7	7	13C6-PFDA	1800155-05 MINNE-01-SB03-011118-0...	7.02e3	85.0	NO
8	8	13C7-PFUdA	1800155-05 MINNE-01-SB03-011118-0...	8.34e3	69.5	NO

AC 2/6/2018

Dataset: F:\Projects\PFAS.PRO\Results\180205M1\180205M1-IIS AREAS.qld

Last Altered: Tuesday, February 06, 2018 10:52:47 Pacific Standard Time
Printed: Tuesday, February 06, 2018 10:54:06 Pacific Standard Time

Name: 180205M1_63, Date: 05-Feb-2018, Time: 23:44:30, ID: 1800155-06 MINNE-01-SB03-011118-09-11 1.16, Description: MINNE-01-SB03-011118-09-11

	#	Name	ID	Area	%Rec	Area Out
1	1	13C4-PFBA	1800155-06 MINNE-01-SB03-011118-0...	9.45e3	86.0	NO
2	2	13C5-PFHxA	1800155-06 MINNE-01-SB03-011118-0...	1.13e4	88.8	NO
3	3	13C3-PFHxS	1800155-06 MINNE-01-SB03-011118-0...	2.82e3	94.2	NO
4	4	13C8-PFOA	1800155-06 MINNE-01-SB03-011118-0...	9.35e3	77.3	NO
5	5	13C9-PFNA	1800155-06 MINNE-01-SB03-011118-0...	1.09e4	97.3	NO
6	6	13C4-PFOS	1800155-06 MINNE-01-SB03-011118-0...	2.21e3	85.7	NO
7	7	13C6-PFDA	1800155-06 MINNE-01-SB03-011118-0...	6.54e3	79.2	NO
8	8	13C7-PFUdA	1800155-06 MINNE-01-SB03-011118-0...	4.01e3	33.4	YES

Name: 180205M1_64, Date: 05-Feb-2018, Time: 23:56:00, ID: 1800155-07 MINNE-01-SB04-011118-00-02 1.25, Description: MINNE-01-SB04-011118-00-02

	#	Name	ID	Area	%Rec	Area Out
1	1	13C4-PFBA	1800155-07 MINNE-01-SB04-011118-0...	1.03e4	94.1	NO
2	2	13C5-PFHxA	1800155-07 MINNE-01-SB04-011118-0...	1.22e4	95.9	NO
3	3	13C3-PFHxS	1800155-07 MINNE-01-SB04-011118-0...	3.48e3	116.4	NO
4	4	13C8-PFOA	1800155-07 MINNE-01-SB04-011118-0...	1.24e4	102.4	NO
5	5	13C9-PFNA	1800155-07 MINNE-01-SB04-011118-0...	1.25e4	111.5	NO
6	6	13C4-PFOS	1800155-07 MINNE-01-SB04-011118-0...	3.06e3	118.7	NO
7	7	13C6-PFDA	1800155-07 MINNE-01-SB04-011118-0...	9.41e3	114.0	NO
8	8	13C7-PFUdA	1800155-07 MINNE-01-SB04-011118-0...	9.93e3	82.8	NO

Name: 180205M1_65, Date: 06-Feb-2018, Time: 00:07:29, ID: 1800155-08 MINNE-01-SB04-011118-11-13 1.32, Description: MINNE-01-SB04-011118-11-13

	#	Name	ID	Area	%Rec	Area Out
1	1	13C4-PFBA	1800155-08 MINNE-01-SB04-011118-1...	9.67e3	88.0	NO
2	2	13C5-PFHxA	1800155-08 MINNE-01-SB04-011118-1...	1.25e4	98.0	NO
3	3	13C3-PFHxS	1800155-08 MINNE-01-SB04-011118-1...	2.62e3	87.5	NO
4	4	13C8-PFOA	1800155-08 MINNE-01-SB04-011118-1...	9.62e3	79.6	NO
5	5	13C9-PFNA	1800155-08 MINNE-01-SB04-011118-1...	9.72e3	86.7	NO
6	6	13C4-PFOS	1800155-08 MINNE-01-SB04-011118-1...	2.07e3	80.1	NO
7	7	13C6-PFDA	1800155-08 MINNE-01-SB04-011118-1...	6.88e3	83.3	NO
8	8	13C7-PFUdA	1800155-08 MINNE-01-SB04-011118-1...	4.54e3	37.9	YES

Name: 180205M1_66, Date: 06-Feb-2018, Time: 00:18:59, ID: 1800155-09 MINNE-02-SB02-011118-00-02 1.25, Description: MINNE-02-SB02-011118-00-02

	#	Name	ID	Area	%Rec	Area Out
1	1	13C4-PFBA	1800155-09 MINNE-02-SB02-011118-0...	9.74e3	88.6	NO
2	2	13C5-PFHxA	1800155-09 MINNE-02-SB02-011118-0...	1.14e4	89.7	NO
3	3	13C3-PFHxS	1800155-09 MINNE-02-SB02-011118-0...	3.14e3	104.9	NO
4	4	13C8-PFOA	1800155-09 MINNE-02-SB02-011118-0...	1.09e4	90.1	NO
5	5	13C9-PFNA	1800155-09 MINNE-02-SB02-011118-0...	1.14e4	101.5	NO
6	6	13C4-PFOS	1800155-09 MINNE-02-SB02-011118-0...	2.95e3	114.6	NO
7	7	13C6-PFDA	1800155-09 MINNE-02-SB02-011118-0...	7.37e3	89.3	NO
8	8	13C7-PFUdA	1800155-09 MINNE-02-SB02-011118-0...	6.88e3	57.3	NO

AC 2/6/2018

Dataset: F:\Projects\PFAS.PRO\Results\180205M1\180205M1-IIS AREAS.qld

Last Altered: Tuesday, February 06, 2018 10:52:47 Pacific Standard Time
Printed: Tuesday, February 06, 2018 10:54:06 Pacific Standard Time

Name: 180205M1_67, Date: 06-Feb-2018, Time: 00:30:29, ID: 1800155-10 MINNE-02-SB02-011118-02-04 1.15, Description: MINNE-02-SB02-011118-02-04

	#	Name	ID	Area	%Rec	Area Out
1	1	13C4-PFBA	1800155-10 MINNE-02-SB02-011118-0...	9.60e3	87.3	NO
2	2	13C5-PFHxA	1800155-10 MINNE-02-SB02-011118-0...	1.14e4	90.0	NO
3	3	13C3-PFHxS	1800155-10 MINNE-02-SB02-011118-0...	2.81e3	93.9	NO
4	4	13C8-PFOA	1800155-10 MINNE-02-SB02-011118-0...	1.05e4	86.6	NO
5	5	13C9-PFNA	1800155-10 MINNE-02-SB02-011118-0...	9.46e3	84.3	NO
6	6	13C4-PFOS	1800155-10 MINNE-02-SB02-011118-0...	2.70e3	104.6	NO
7	7	13C6-PFDA	1800155-10 MINNE-02-SB02-011118-0...	8.42e3	102.1	NO
8	8	13C7-PFUdA	1800155-10 MINNE-02-SB02-011118-0...	6.37e3	53.1	NO

Name: 180205M1_68, Date: 06-Feb-2018, Time: 00:41:56, ID: 1800155-11 MINNE-02-SB03-011118-00-02 1.27, Description: MINNE-02-SB03-011118-00-02

	#	Name	ID	Area	%Rec	Area Out
1	1	13C4-PFBA	1800155-11 MINNE-02-SB03-011118-0...	1.02e4	92.4	NO
2	2	13C5-PFHxA	1800155-11 MINNE-02-SB03-011118-0...	1.20e4	94.2	NO
3	3	13C3-PFHxS	1800155-11 MINNE-02-SB03-011118-0...	3.41e3	114.1	NO
4	4	13C8-PFOA	1800155-11 MINNE-02-SB03-011118-0...	1.09e4	90.4	NO
5	5	13C9-PFNA	1800155-11 MINNE-02-SB03-011118-0...	1.22e4	108.6	NO
6	6	13C4-PFOS	1800155-11 MINNE-02-SB03-011118-0...	2.91e3	112.8	NO
7	7	13C6-PFDA	1800155-11 MINNE-02-SB03-011118-0...	7.49e3	90.8	NO
8	8	13C7-PFUdA	1800155-11 MINNE-02-SB03-011118-0...	7.87e3	65.6	NO

Name: 180205M1_69, Date: 06-Feb-2018, Time: 00:53:23, ID: 1800155-12 MINNE-SO-DUP04-011118 1.26, Description: MINNE-SO-DUP04-011118

	#	Name	ID	Area	%Rec	Area Out
1	1	13C4-PFBA	1800155-12 MINNE-SO-DUP04-011118...	9.96e3	90.6	NO
2	2	13C5-PFHxA	1800155-12 MINNE-SO-DUP04-011118...	1.12e4	88.1	NO
3	3	13C3-PFHxS	1800155-12 MINNE-SO-DUP04-011118...	2.68e3	89.5	NO
4	4	13C8-PFOA	1800155-12 MINNE-SO-DUP04-011118...	1.13e4	93.4	NO
5	5	13C9-PFNA	1800155-12 MINNE-SO-DUP04-011118...	1.04e4	93.1	NO
6	6	13C4-PFOS	1800155-12 MINNE-SO-DUP04-011118...	2.59e3	100.5	NO
7	7	13C6-PFDA	1800155-12 MINNE-SO-DUP04-011118...	7.93e3	96.1	NO
8	8	13C7-PFUdA	1800155-12 MINNE-SO-DUP04-011118...	7.97e3	66.5	NO

Name: 180205M1_70, Date: 06-Feb-2018, Time: 01:04:50, ID: B8A0172-BS1 OPR 0.125, Description: OPR

	#	Name	ID	Area	%Rec	Area Out
1	1	13C4-PFBA	B8A0172-BS1 OPR 0.125	9.17e3	83.4	NO
2	2	13C5-PFHxA	B8A0172-BS1 OPR 0.125	1.18e4	93.0	NO
3	3	13C3-PFHxS	B8A0172-BS1 OPR 0.125	2.31e3	77.3	NO
4	4	13C8-PFOA	B8A0172-BS1 OPR 0.125	8.50e3	70.3	NO
5	5	13C9-PFNA	B8A0172-BS1 OPR 0.125	5.43e3	48.4	YES
6	6	13C4-PFOS	B8A0172-BS1 OPR 0.125	3.41e2	13.2	YES
7	7	13C6-PFDA	B8A0172-BS1 OPR 0.125	1.03e3	12.5	YES
8	8	13C7-PFUdA	B8A0172-BS1 OPR 0.125	5.29e2	4.4	YES

AC 2/6/2018

Dataset: F:\Projects\PFAS.PRO\Results\180205M1\180205M1-IIS AREAS.qld

Last Altered: Tuesday, February 06, 2018 10:52:47 Pacific Standard Time
Printed: Tuesday, February 06, 2018 10:54:06 Pacific Standard Time

Name: 180205M1_71, Date: 06-Feb-2018, Time: 01:16:16, ID: B8A0172-BLK1 Method Blank 0.125, Description: Method Blank

	#	Name	ID	Area	%Rec	Area Out
1	1	13C4-PFBA	B8A0172-BLK1 Method Blank 0.125	9.49e3	86.3	NO
2	2	13C5-PFHxA	B8A0172-BLK1 Method Blank 0.125	1.24e4	97.7	NO
3	3	13C3-PFHxS	B8A0172-BLK1 Method Blank 0.125	2.67e3	89.3	NO
4	4	13C8-PFOA	B8A0172-BLK1 Method Blank 0.125	1.07e4	88.9	NO
5	5	13C9-PFNA	B8A0172-BLK1 Method Blank 0.125	9.43e3	84.1	NO
6	6	13C4-PFOS	B8A0172-BLK1 Method Blank 0.125	1.14e3	44.2	YES
7	7	13C6-PFDA	B8A0172-BLK1 Method Blank 0.125	3.55e3	43.0	YES
8	8	13C7-PFUdA	B8A0172-BLK1 Method Blank 0.125	1.77e3	14.7	YES

Name: 180205M1_72, Date: 06-Feb-2018, Time: 01:27:46, ID: B8A0172-MS1 Matrix Spike 0.119, Description: Matrix Spike

	#	Name	ID	Area	%Rec	Area Out
1	1	13C4-PFBA	B8A0172-MS1 Matrix Spike 0.119	9.02e3	82.0	NO
2	2	13C5-PFHxA	B8A0172-MS1 Matrix Spike 0.119	9.37e3	73.7	NO
3	3	13C3-PFHxS	B8A0172-MS1 Matrix Spike 0.119	2.03e3	67.7	NO
4	4	13C8-PFOA	B8A0172-MS1 Matrix Spike 0.119	9.59e3	79.3	NO
5	5	13C9-PFNA	B8A0172-MS1 Matrix Spike 0.119	9.38e3	83.7	NO
6	6	13C4-PFOS	B8A0172-MS1 Matrix Spike 0.119	2.33e3	90.3	NO
7	7	13C6-PFDA	B8A0172-MS1 Matrix Spike 0.119	5.73e3	69.4	NO
8	8	13C7-PFUdA	B8A0172-MS1 Matrix Spike 0.119	7.49e3	62.5	NO

Name: 180205M1_73, Date: 06-Feb-2018, Time: 01:39:16, ID: B8A0172-MSD1 Matrix Spike Dup 0.11886, Description: Matrix Spike Dup

	#	Name	ID	Area	%Rec	Area Out
1	1	13C4-PFBA	B8A0172-MSD1 Matrix Spike Dup 0.118...	8.75e3	79.5	NO
2	2	13C5-PFHxA	B8A0172-MSD1 Matrix Spike Dup 0.118...	9.09e3	71.5	NO
3	3	13C3-PFHxS	B8A0172-MSD1 Matrix Spike Dup 0.118...	1.79e3	59.9	NO
4	4	13C8-PFOA	B8A0172-MSD1 Matrix Spike Dup 0.118...	8.36e3	69.1	NO
5	5	13C9-PFNA	B8A0172-MSD1 Matrix Spike Dup 0.118...	1.04e4	92.7	NO
6	6	13C4-PFOS	B8A0172-MSD1 Matrix Spike Dup 0.118...	1.97e3	76.4	NO
7	7	13C6-PFDA	B8A0172-MSD1 Matrix Spike Dup 0.118...	6.26e3	75.9	NO
8	8	13C7-PFUdA	B8A0172-MSD1 Matrix Spike Dup 0.118...	7.28e3	60.7	NO

Name: 180205M1_74, Date: 06-Feb-2018, Time: 01:50:43, ID: 1800180-06 YEAGR-EB-01-012018 0.12012, Description: YEAGR-EB-01-012018

	#	Name	ID	Area	%Rec	Area Out
1	1	13C4-PFBA	1800180-06 YEAGR-EB-01-012018 0.1...	9.33e3	84.8	NO
2	2	13C5-PFHxA	1800180-06 YEAGR-EB-01-012018 0.1...	1.09e4	86.1	NO
3	3	13C3-PFHxS	1800180-06 YEAGR-EB-01-012018 0.1...	2.47e3	82.7	NO
4	4	13C8-PFOA	1800180-06 YEAGR-EB-01-012018 0.1...	9.86e3	81.5	NO
5	5	13C9-PFNA	1800180-06 YEAGR-EB-01-012018 0.1...	8.39e3	74.8	NO
6	6	13C4-PFOS	1800180-06 YEAGR-EB-01-012018 0.1...	1.82e3	70.7	NO
7	7	13C6-PFDA	1800180-06 YEAGR-EB-01-012018 0.1...	6.53e3	79.1	NO
8	8	13C7-PFUdA	1800180-06 YEAGR-EB-01-012018 0.1...	4.17e3	34.7	YES

AC 2/6/2018

Dataset: F:\Projects\PFAS.PRO\Results\180205M1\180205M1-IIS AREAS.qld

Last Altered: Tuesday, February 06, 2018 10:52:47 Pacific Standard Time
Printed: Tuesday, February 06, 2018 10:54:06 Pacific Standard Time

Name: 180205M1_75, Date: 06-Feb-2018, Time: 02:02:12, ID: 1800180-07 YEAGR-EB-02-012018 0.11998, Description: YEAGR-EB-02-012018

	#	Name	ID	Area	%Rec	Area Out
1	1	13C4-PFBA	1800180-07 YEAGR-EB-02-012018 0.1...	8.17e3	74.3	NO
2	2	13C5-PFHxA	1800180-07 YEAGR-EB-02-012018 0.1...	9.08e3	71.4	NO
3	3	13C3-PFHxS	1800180-07 YEAGR-EB-02-012018 0.1...	2.72e3	91.0	NO
4	4	13C8-PFOA	1800180-07 YEAGR-EB-02-012018 0.1...	8.30e3	68.6	NO
5	5	13C9-PFNA	1800180-07 YEAGR-EB-02-012018 0.1...	6.35e3	56.6	NO
6	6	13C4-PFOS	1800180-07 YEAGR-EB-02-012018 0.1...	1.13e3	44.0	YES
7	7	13C6-PFDA	1800180-07 YEAGR-EB-02-012018 0.1...	2.10e3	25.4	YES
8	8	13C7-PFUdA	1800180-07 YEAGR-EB-02-012018 0.1...	1.21e3	10.1	YES

Name: 180205M1_76, Date: 06-Feb-2018, Time: 02:13:42, ID: 1800180-08 YEAGR-EB-03-012018 0.11908, Description: YEAGR-EB-03-012018

	#	Name	ID	Area	%Rec	Area Out
1	1	13C4-PFBA	1800180-08 YEAGR-EB-03-012018 0.1...	9.31e3	84.7	NO
2	2	13C5-PFHxA	1800180-08 YEAGR-EB-03-012018 0.1...	1.07e4	83.9	NO
3	3	13C3-PFHxS	1800180-08 YEAGR-EB-03-012018 0.1...	2.62e3	87.5	NO
4	4	13C8-PFOA	1800180-08 YEAGR-EB-03-012018 0.1...	1.02e4	84.0	NO
5	5	13C9-PFNA	1800180-08 YEAGR-EB-03-012018 0.1...	8.26e3	73.7	NO
6	6	13C4-PFOS	1800180-08 YEAGR-EB-03-012018 0.1...	1.55e3	60.0	NO
7	7	13C6-PFDA	1800180-08 YEAGR-EB-03-012018 0.1...	3.88e3	47.0	YES
8	8	13C7-PFUdA	1800180-08 YEAGR-EB-03-012018 0.1...	1.80e3	15.0	YES

Name: 180205M1_77, Date: 06-Feb-2018, Time: 02:25:12, ID: 1800180-09 YEAGR-GW-BW01-011918 0.12056, Description: YEAGR-GW-BW01-011918

	#	Name	ID	Area	%Rec	Area Out
1	1	13C4-PFBA	1800180-09 YEAGR-GW-BW01-011918...	8.63e3	78.5	NO
2	2	13C5-PFHxA	1800180-09 YEAGR-GW-BW01-011918...	1.04e4	81.8	NO
3	3	13C3-PFHxS	1800180-09 YEAGR-GW-BW01-011918...	2.90e3	96.8	NO
4	4	13C8-PFOA	1800180-09 YEAGR-GW-BW01-011918...	1.00e4	82.8	NO
5	5	13C9-PFNA	1800180-09 YEAGR-GW-BW01-011918...	8.52e3	76.0	NO
6	6	13C4-PFOS	1800180-09 YEAGR-GW-BW01-011918...	2.42e3	94.0	NO
7	7	13C6-PFDA	1800180-09 YEAGR-GW-BW01-011918...	5.32e3	64.5	NO
8	8	13C7-PFUdA	1800180-09 YEAGR-GW-BW01-011918...	5.65e3	47.1	YES

Name: 180205M1_78, Date: 06-Feb-2018, Time: 02:36:39, ID: 1800180-10 YEAGR-GW-DUP01-011918 0.11967, Description: YEAGR-GW-DUP01-011918

	#	Name	ID	Area	%Rec	Area Out
1	1	13C4-PFBA	1800180-10 YEAGR-GW-DUP01-01191...	8.61e3	78.3	NO
2	2	13C5-PFHxA	1800180-10 YEAGR-GW-DUP01-01191...	9.03e3	71.0	NO
3	3	13C3-PFHxS	1800180-10 YEAGR-GW-DUP01-01191...	2.21e3	74.0	NO
4	4	13C8-PFOA	1800180-10 YEAGR-GW-DUP01-01191...	8.28e3	68.5	NO
5	5	13C9-PFNA	1800180-10 YEAGR-GW-DUP01-01191...	9.92e3	88.5	NO
6	6	13C4-PFOS	1800180-10 YEAGR-GW-DUP01-01191...	1.92e3	74.5	NO
7	7	13C6-PFDA	1800180-10 YEAGR-GW-DUP01-01191...	5.20e3	63.0	NO
8	8	13C7-PFUdA	1800180-10 YEAGR-GW-DUP01-01191...	6.71e3	56.0	NO

AC 2/6/2018

Dataset: F:\Projects\PFAS.PRO\Results\180205M1\180205M1-IIS AREAS.qld

Last Altered: Tuesday, February 06, 2018 10:52:47 Pacific Standard Time
Printed: Tuesday, February 06, 2018 10:54:06 Pacific Standard Time

Name: 180205M1_79, Date: 06-Feb-2018, Time: 02:48:09, ID: IPA, Description: IPA

	#	Name	ID	Area	%Rec	Area Out
1	1	13C4-PFBA	IPA			NO
2	2	13C5-PFHxA	IPA			NO
3	3	13C3-PFHxS	IPA			NO
4	4	13C8-PFOA	IPA			NO
5	5	13C9-PFNA	IPA			NO
6	6	13C4-PFOS	IPA			NO
7	7	13C6-PFDA	IPA			NO
8	8	13C7-PFUdA	IPA			NO

Name: 180205M1_80, Date: 06-Feb-2018, Time: 02:59:36, ID: ST180205M1-14 PFC CS3 18A3012, Description: PFC CS3 18A3012

	#	Name	ID	Area	%Rec	Area Out
1	1	13C4-PFBA	ST180205M1-14 PFC CS3 18A3012	9.56e3	86.9	NO
2	2	13C5-PFHxA	ST180205M1-14 PFC CS3 18A3012	1.49e4	117.0	NO
3	3	13C3-PFHxS	ST180205M1-14 PFC CS3 18A3012	3.68e3	122.9	NO
4	4	13C8-PFOA	ST180205M1-14 PFC CS3 18A3012	1.61e4	133.4	NO
5	5	13C9-PFNA	ST180205M1-14 PFC CS3 18A3012	1.36e4	120.9	NO
6	6	13C4-PFOS	ST180205M1-14 PFC CS3 18A3012	3.31e3	128.3	NO
7	7	13C6-PFDA	ST180205M1-14 PFC CS3 18A3012	1.35e4	163.4	YES
8	8	13C7-PFUdA	ST180205M1-14 PFC CS3 18A3012	1.56e4	130.0	NO

Name: 180205M1_81, Date: 06-Feb-2018, Time: 03:11:03, ID: IPA, Description: IPA

	#	Name	ID	Area	%Rec	Area Out
1	1	13C4-PFBA	IPA			NO
2	2	13C5-PFHxA	IPA			NO
3	3	13C3-PFHxS	IPA			NO
4	4	13C8-PFOA	IPA			NO
5	5	13C9-PFNA	IPA			NO
6	6	13C4-PFOS	IPA			NO
7	7	13C6-PFDA	IPA			NO
8	8	13C7-PFUdA	IPA			NO

Name: 180205M1_82, Date: 06-Feb-2018, Time: 03:22:32, ID: 1800180-11 YEAGR-GW-ML-FL014-MW004-011918 0.11975, Description: YEAGR-GW-ML-FL014-MW004-011918

	#	Name	ID	Area	%Rec	Area Out
1	1	13C4-PFBA	1800180-11 YEAGR-GW-ML-FL014-M...	9.03e3	82.1	NO
2	2	13C5-PFHxA	1800180-11 YEAGR-GW-ML-FL014-M...	9.58e3	75.4	NO
3	3	13C3-PFHxS	1800180-11 YEAGR-GW-ML-FL014-M...	1.91e3	63.8	NO
4	4	13C8-PFOA	1800180-11 YEAGR-GW-ML-FL014-M...	8.66e3	71.6	NO
5	5	13C9-PFNA	1800180-11 YEAGR-GW-ML-FL014-M...	9.73e3	86.7	NO
6	6	13C4-PFOS	1800180-11 YEAGR-GW-ML-FL014-M...	2.07e3	80.1	NO
7	7	13C6-PFDA	1800180-11 YEAGR-GW-ML-FL014-M...	7.01e3	85.0	NO
8	8	13C7-PFUdA	1800180-11 YEAGR-GW-ML-FL014-M...	5.67e3	47.3	YES

AC 2/6/2018

Dataset: F:\Projects\PFAS.PRO\Results\180205M1\180205M1-IIS AREAS.qld

Last Altered: Tuesday, February 06, 2018 10:52:47 Pacific Standard Time
Printed: Tuesday, February 06, 2018 10:54:06 Pacific Standard Time

Name: 180205M1_83, Date: 06-Feb-2018, Time: 03:34:02, ID: 1800180-17 YEAGR-09-SW01-012018 0.1174, Description: YEAGR-09-SW01-012018

	#	Name	ID	Area	%Rec	Area Out
1	1	13C4-PFBA	1800180-17 YEAGR-09-SW01-012018 ...	9.38e3	85.3	NO
2	2	13C5-PFHxA	1800180-17 YEAGR-09-SW01-012018 ...	1.09e4	85.8	NO
3	3	13C3-PFHxS	1800180-17 YEAGR-09-SW01-012018 ...	2.56e3	85.5	NO
4	4	13C8-PFOA	1800180-17 YEAGR-09-SW01-012018 ...	9.61e3	79.5	NO
5	5	13C9-PFNA	1800180-17 YEAGR-09-SW01-012018 ...	8.80e3	78.4	NO
6	6	13C4-PFOS	1800180-17 YEAGR-09-SW01-012018 ...	2.31e3	89.6	NO
7	7	13C6-PFDA	1800180-17 YEAGR-09-SW01-012018 ...	6.17e3	74.7	NO
8	8	13C7-PFUdA	1800180-17 YEAGR-09-SW01-012018 ...	4.62e3	38.5	YES

Name: 180205M1_84, Date: 06-Feb-2018, Time: 03:45:31, ID: 1800194-01 STWRT-GW-SLMW20D 0.11833, Description: STWRT-GW-SLMW20D

	#	Name	ID	Area	%Rec	Area Out
1	1	13C4-PFBA	1800194-01 STWRT-GW-SLMW20D 0....	9.50e3	86.4	NO
2	2	13C5-PFHxA	1800194-01 STWRT-GW-SLMW20D 0....	1.17e4	91.8	NO
3	3	13C3-PFHxS	1800194-01 STWRT-GW-SLMW20D 0....	2.95e3	98.6	NO
4	4	13C8-PFOA	1800194-01 STWRT-GW-SLMW20D 0....	1.04e4	86.0	NO
5	5	13C9-PFNA	1800194-01 STWRT-GW-SLMW20D 0....	1.10e4	97.8	NO
6	6	13C4-PFOS	1800194-01 STWRT-GW-SLMW20D 0....	2.31e3	89.6	NO
7	7	13C6-PFDA	1800194-01 STWRT-GW-SLMW20D 0....	6.38e3	77.3	NO
8	8	13C7-PFUdA	1800194-01 STWRT-GW-SLMW20D 0....	4.09e3	34.1	YES

Name: 180205M1_85, Date: 06-Feb-2018, Time: 03:57:01, ID: 1800209-01 Water 0.09957, Description: Water

	#	Name	ID	Area	%Rec	Area Out
1	1	13C4-PFBA	1800209-01 Water 0.09957	7.13e3	64.9	NO
2	2	13C5-PFHxA	1800209-01 Water 0.09957	7.79e3	61.2	NO
3	3	13C3-PFHxS	1800209-01 Water 0.09957	2.67e3	89.2	NO
4	4	13C8-PFOA	1800209-01 Water 0.09957	7.46e3	61.7	NO
5	5	13C9-PFNA	1800209-01 Water 0.09957	8.12e3	72.4	NO
6	6	13C4-PFOS	1800209-01 Water 0.09957	2.23e3	86.3	NO
7	7	13C6-PFDA	1800209-01 Water 0.09957	5.69e3	68.9	NO
8	8	13C7-PFUdA	1800209-01 Water 0.09957	4.52e3	37.7	YES

Name: 180205M1_86, Date: 06-Feb-2018, Time: 04:08:31, ID: 1800230-01 WI-A06-IDW-AQ-012618 0.11878, Description: WI-A06-IDW-AQ-012618

	#	Name	ID	Area	%Rec	Area Out
1	1	13C4-PFBA	1800230-01 WI-A06-IDW-AQ-012618 0....	9.06e3	82.4	NO
2	2	13C5-PFHxA	1800230-01 WI-A06-IDW-AQ-012618 0....	1.10e4	86.4	NO
3	3	13C3-PFHxS	1800230-01 WI-A06-IDW-AQ-012618 0....	2.92e3	97.4	NO
4	4	13C8-PFOA	1800230-01 WI-A06-IDW-AQ-012618 0....	1.00e4	82.9	NO
5	5	13C9-PFNA	1800230-01 WI-A06-IDW-AQ-012618 0....	8.95e3	79.8	NO
6	6	13C4-PFOS	1800230-01 WI-A06-IDW-AQ-012618 0....	2.82e3	109.3	NO
7	7	13C6-PFDA	1800230-01 WI-A06-IDW-AQ-012618 0....	6.66e3	80.7	NO
8	8	13C7-PFUdA	1800230-01 WI-A06-IDW-AQ-012618 0....	6.81e3	56.7	NO

AC 2/6/2018

Dataset: F:\Projects\PFAS.PRO\Results\180205M1\180205M1-IIS AREAS.qld

Last Altered: Tuesday, February 06, 2018 10:52:47 Pacific Standard Time
Printed: Tuesday, February 06, 2018 10:54:06 Pacific Standard Time

Name: 180205M1_87, Date: 06-Feb-2018, Time: 04:20:01, ID: B8A0162-BS1 OPR 0.25, Description: OPR

	#	Name	ID	Area	%Rec	Area Out
1	1	13C4-PFBA	B8A0162-BS1 OPR 0.25	1.12e4	101.6	NO
2	2	13C5-PFHxA	B8A0162-BS1 OPR 0.25	1.35e4	105.9	NO
3	3	13C3-PFHxS	B8A0162-BS1 OPR 0.25	3.00e3	100.4	NO
4	4	13C8-PFOA	B8A0162-BS1 OPR 0.25	1.08e4	89.0	NO
5	5	13C9-PFNA	B8A0162-BS1 OPR 0.25	1.11e4	99.3	NO
6	6	13C4-PFOS	B8A0162-BS1 OPR 0.25	2.44e3	94.7	NO
7	7	13C6-PFDA	B8A0162-BS1 OPR 0.25	8.11e3	98.3	NO
8	8	13C7-PFUdA	B8A0162-BS1 OPR 0.25	4.31e3	35.9	YES

Name: 180205M1_88, Date: 06-Feb-2018, Time: 04:31:30, ID: B8A0162-BLK1 Method Blank 0.25, Description: Method Blank

	#	Name	ID	Area	%Rec	Area Out
1	1	13C4-PFBA	B8A0162-BLK1 Method Blank 0.25	1.22e4	110.7	NO
2	2	13C5-PFHxA	B8A0162-BLK1 Method Blank 0.25	1.51e4	118.6	NO
3	3	13C3-PFHxS	B8A0162-BLK1 Method Blank 0.25	3.40e3	113.6	NO
4	4	13C8-PFOA	B8A0162-BLK1 Method Blank 0.25	1.25e4	103.1	NO
5	5	13C9-PFNA	B8A0162-BLK1 Method Blank 0.25	1.37e4	122.6	NO
6	6	13C4-PFOS	B8A0162-BLK1 Method Blank 0.25	2.90e3	112.5	NO
7	7	13C6-PFDA	B8A0162-BLK1 Method Blank 0.25	9.53e3	115.5	NO
8	8	13C7-PFUdA	B8A0162-BLK1 Method Blank 0.25	6.68e3	55.7	NO

Name: 180205M1_89, Date: 06-Feb-2018, Time: 04:42:59, ID: 1800200-01 Well L 0.27415, Description: Well L

	#	Name	ID	Area	%Rec	Area Out
1	1	13C4-PFBA	1800200-01 Well L 0.27415	1.02e4	92.5	NO
2	2	13C5-PFHxA	1800200-01 Well L 0.27415	1.32e4	103.9	NO
3	3	13C3-PFHxS	1800200-01 Well L 0.27415	2.70e3	90.4	NO
4	4	13C8-PFOA	1800200-01 Well L 0.27415	1.04e4	85.9	NO
5	5	13C9-PFNA	1800200-01 Well L 0.27415	1.13e4	100.6	NO
6	6	13C4-PFOS	1800200-01 Well L 0.27415	2.35e3	91.1	NO
7	7	13C6-PFDA	1800200-01 Well L 0.27415	6.85e3	83.0	NO
8	8	13C7-PFUdA	1800200-01 Well L 0.27415	3.94e3	32.9	YES

Name: 180205M1_90, Date: 06-Feb-2018, Time: 04:54:26, ID: 1800201-01 Influent 0.11838, Description: Influent

	#	Name	ID	Area	%Rec	Area Out
1	1	13C4-PFBA	1800201-01 Influent 0.11838	1.14e4	103.3	NO
2	2	13C5-PFHxA	1800201-01 Influent 0.11838	1.31e4	102.7	NO
3	3	13C3-PFHxS	1800201-01 Influent 0.11838	3.29e3	109.8	NO
4	4	13C8-PFOA	1800201-01 Influent 0.11838	1.21e4	100.4	NO
5	5	13C9-PFNA	1800201-01 Influent 0.11838	1.15e4	102.8	NO
6	6	13C4-PFOS	1800201-01 Influent 0.11838	2.69e3	104.4	NO
7	7	13C6-PFDA	1800201-01 Influent 0.11838	1.04e4	126.2	NO
8	8	13C7-PFUdA	1800201-01 Influent 0.11838	9.95e3	82.9	NO

AC 2/6/2018

Dataset: F:\Projects\PFAS.PRO\Results\180205M1\180205M1-IIS AREAS.qld

Last Altered: Tuesday, February 06, 2018 10:52:47 Pacific Standard Time
Printed: Tuesday, February 06, 2018 10:54:06 Pacific Standard Time

Name: 180205M1_91, Date: 06-Feb-2018, Time: 05:05:53, ID: 1800201-02 Effluent 0.11849, Description: Effluent

	#	Name	ID	Area	%Rec	Area Out
1	1	13C4-PFBA	1800201-02 Effluent 0.11849	1.09e4	99.2	NO
2	2	13C5-PFHxA	1800201-02 Effluent 0.11849	1.30e4	102.0	NO
3	3	13C3-PFHxS	1800201-02 Effluent 0.11849	2.79e3	93.2	NO
4	4	13C8-PFOA	1800201-02 Effluent 0.11849	1.18e4	97.8	NO
5	5	13C9-PFNA	1800201-02 Effluent 0.11849	1.24e4	110.1	NO
6	6	13C4-PFOS	1800201-02 Effluent 0.11849	2.64e3	102.4	NO
7	7	13C6-PFDA	1800201-02 Effluent 0.11849	9.43e3	114.3	NO
8	8	13C7-PFUdA	1800201-02 Effluent 0.11849	6.46e3	53.9	NO

Name: 180205M1_92, Date: 06-Feb-2018, Time: 05:17:20, ID: 1800201-03 MW-3R 0.11878, Description: MW-3R

	#	Name	ID	Area	%Rec	Area Out
1	1	13C4-PFBA	1800201-03 MW-3R 0.11878	1.14e4	103.7	NO
2	2	13C5-PFHxA	1800201-03 MW-3R 0.11878	1.23e4	96.7	NO
3	3	13C3-PFHxS	1800201-03 MW-3R 0.11878	3.13e3	104.5	NO
4	4	13C8-PFOA	1800201-03 MW-3R 0.11878	1.30e4	107.2	NO
5	5	13C9-PFNA	1800201-03 MW-3R 0.11878	1.10e4	97.8	NO
6	6	13C4-PFOS	1800201-03 MW-3R 0.11878	2.60e3	100.9	NO
7	7	13C6-PFDA	1800201-03 MW-3R 0.11878	8.10e3	98.2	NO
8	8	13C7-PFUdA	1800201-03 MW-3R 0.11878	3.41e3	28.4	YES

Name: 180205M1_93, Date: 06-Feb-2018, Time: 05:28:46, ID: 1800201-04 Field Blank 0.12073, Description: Field Blank

	#	Name	ID	Area	%Rec	Area Out
1	1	13C4-PFBA	1800201-04 Field Blank 0.12073	1.06e4	96.1	NO
2	2	13C5-PFHxA	1800201-04 Field Blank 0.12073	1.21e4	95.2	NO
3	3	13C3-PFHxS	1800201-04 Field Blank 0.12073	3.02e3	101.1	NO
4	4	13C8-PFOA	1800201-04 Field Blank 0.12073	1.12e4	92.3	NO
5	5	13C9-PFNA	1800201-04 Field Blank 0.12073	1.18e4	105.1	NO
6	6	13C4-PFOS	1800201-04 Field Blank 0.12073	2.44e3	94.8	NO
7	7	13C6-PFDA	1800201-04 Field Blank 0.12073	7.94e3	96.2	NO
8	8	13C7-PFUdA	1800201-04 Field Blank 0.12073	4.27e3	35.6	YES

Name: 180205M1_94, Date: 06-Feb-2018, Time: 05:40:16, ID: 1800201-05 Trip Blank 0.12127, Description: Trip Blank

	#	Name	ID	Area	%Rec	Area Out
1	1	13C4-PFBA	1800201-05 Trip Blank 0.12127	1.07e4	97.2	NO
2	2	13C5-PFHxA	1800201-05 Trip Blank 0.12127	1.37e4	107.7	NO
3	3	13C3-PFHxS	1800201-05 Trip Blank 0.12127	2.99e3	99.8	NO
4	4	13C8-PFOA	1800201-05 Trip Blank 0.12127	1.08e4	89.3	NO
5	5	13C9-PFNA	1800201-05 Trip Blank 0.12127	1.13e4	100.9	NO
6	6	13C4-PFOS	1800201-05 Trip Blank 0.12127	2.47e3	95.6	NO
7	7	13C6-PFDA	1800201-05 Trip Blank 0.12127	9.64e3	116.8	NO
8	8	13C7-PFUdA	1800201-05 Trip Blank 0.12127	4.97e3	41.4	YES

AC 2/6/2018

Dataset: F:\Projects\PFAS.PRO\Results\180205M1\180205M1-IIS AREAS.qld

Last Altered: Tuesday, February 06, 2018 10:52:47 Pacific Standard Time
Printed: Tuesday, February 06, 2018 10:54:06 Pacific Standard Time

Name: 180205M1_95, Date: 06-Feb-2018, Time: 05:51:46, ID: IPA, Description: IPA

	#	Name	ID	Area	%Rec	Area Out
1	1	13C4-PFBA	IPA			NO
2	2	13C5-PFHxA	IPA			NO
3	3	13C3-PFHxS	IPA			NO
4	4	13C8-PFOA	IPA			NO
5	5	13C9-PFNA	IPA			NO
6	6	13C4-PFOS	IPA			NO
7	7	13C6-PFDA	IPA			NO
8	8	13C7-PFUdA	IPA			NO

Name: 180205M1_96, Date: 06-Feb-2018, Time: 06:03:13, ID: ST180205M1-15 PFC CS3 18A3012, Description: PFC CS3 18A3012

	#	Name	ID	Area	%Rec	Area Out
1	1	13C4-PFBA	ST180205M1-15 PFC CS3 18A3012	1.05e4	95.8	NO
2	2	13C5-PFHxA	ST180205M1-15 PFC CS3 18A3012	1.66e4	130.9	NO
3	3	13C3-PFHxS	ST180205M1-15 PFC CS3 18A3012	4.28e3	143.0	NO
4	4	13C8-PFOA	ST180205M1-15 PFC CS3 18A3012	1.53e4	126.6	NO
5	5	13C9-PFNA	ST180205M1-15 PFC CS3 18A3012	1.79e4	159.5	YES
6	6	13C4-PFOS	ST180205M1-15 PFC CS3 18A3012	3.85e3	149.3	NO
7	7	13C6-PFDA	ST180205M1-15 PFC CS3 18A3012	1.07e4	129.1	NO
8	8	13C7-PFUdA	ST180205M1-15 PFC CS3 18A3012	1.76e4	147.1	NO

Name: 180205M1_97, Date: 06-Feb-2018, Time: 06:14:42, ID: IPA, Description: IPA

	#	Name	ID	Area	%Rec	Area Out
1	1	13C4-PFBA	IPA			NO
2	2	13C5-PFHxA	IPA			NO
3	3	13C3-PFHxS	IPA			NO
4	4	13C8-PFOA	IPA			NO
5	5	13C9-PFNA	IPA			NO
6	6	13C4-PFOS	IPA			NO
7	7	13C6-PFDA	IPA			NO
8	8	13C7-PFUdA	IPA			NO

Name: 180205M1_98, Date: 06-Feb-2018, Time: 06:26:09, ID: B8A0108-BS1 OPR 0.125, Description: OPR

	#	Name	ID	Area	%Rec	Area Out
1	1	13C4-PFBA	B8A0108-BS1 OPR 0.125	1.18e4	107.2	NO
2	2	13C5-PFHxA	B8A0108-BS1 OPR 0.125	1.30e4	102.1	NO
3	3	13C3-PFHxS	B8A0108-BS1 OPR 0.125	2.83e3	94.5	NO
4	4	13C8-PFOA	B8A0108-BS1 OPR 0.125	1.21e4	99.8	NO
5	5	13C9-PFNA	B8A0108-BS1 OPR 0.125	1.05e4	93.6	NO
6	6	13C4-PFOS	B8A0108-BS1 OPR 0.125	2.34e3	90.6	NO
7	7	13C6-PFDA	B8A0108-BS1 OPR 0.125	7.46e3	90.4	NO
8	8	13C7-PFUdA	B8A0108-BS1 OPR 0.125	3.15e3	26.3	YES

AC 2/6/2018

Dataset: F:\Projects\PFAS.PRO\Results\180205M1\180205M1-IIS AREAS.qld

Last Altered: Tuesday, February 06, 2018 10:52:47 Pacific Standard Time
Printed: Tuesday, February 06, 2018 10:54:06 Pacific Standard Time

Name: 180205M1_99, Date: 06-Feb-2018, Time: 06:37:39, ID: B8A0108-BLK1 Method Blank 0.125, Description: Method Blank

	#	Name	ID	Area	%Rec	Area Out
1	1	13C4-PFBA	B8A0108-BLK1 Method Blank 0.125	1.16e4	105.6	NO
2	2	13C5-PFHxA	B8A0108-BLK1 Method Blank 0.125	1.49e4	116.9	NO
3	3	13C3-PFHxS	B8A0108-BLK1 Method Blank 0.125	3.46e3	115.6	NO
4	4	13C8-PFOA	B8A0108-BLK1 Method Blank 0.125	1.36e4	112.8	NO
5	5	13C9-PFNA	B8A0108-BLK1 Method Blank 0.125	1.33e4	119.0	NO
6	6	13C4-PFOS	B8A0108-BLK1 Method Blank 0.125	2.53e3	98.0	NO
7	7	13C6-PFDA	B8A0108-BLK1 Method Blank 0.125	9.06e3	109.8	NO
8	8	13C7-PFUdA	B8A0108-BLK1 Method Blank 0.125	3.40e3	28.3	YES

Name: 180205M1_100, Date: 06-Feb-2018, Time: 06:49:08, ID: B8A0108-MSD1 Matrix Spike Dup 0.11148, Description: Matrix Spike Dup

	#	Name	ID	Area	%Rec	Area Out
1	1	13C4-PFBA	B8A0108-MSD1 Matrix Spike Dup 0.111...	1.18e4	106.9	NO
2	2	13C5-PFHxA	B8A0108-MSD1 Matrix Spike Dup 0.111...	1.36e4	107.2	NO
3	3	13C3-PFHxS	B8A0108-MSD1 Matrix Spike Dup 0.111...	2.86e3	95.5	NO
4	4	13C8-PFOA	B8A0108-MSD1 Matrix Spike Dup 0.111...	1.16e4	95.8	NO
5	5	13C9-PFNA	B8A0108-MSD1 Matrix Spike Dup 0.111...	1.18e4	105.4	NO
6	6	13C4-PFOS	B8A0108-MSD1 Matrix Spike Dup 0.111...	2.41e3	93.6	NO
7	7	13C6-PFDA	B8A0108-MSD1 Matrix Spike Dup 0.111...	4.90e3	59.4	NO
8	8	13C7-PFUdA	B8A0108-MSD1 Matrix Spike Dup 0.111...	1.85e3	15.5	YES

Name: 180205M1_101, Date: 06-Feb-2018, Time: 07:00:34, ID: B8A0108-MS1 Matrix Spike 0.11146, Description: Matrix Spike

	#	Name	ID	Area	%Rec	Area Out
1	1	13C4-PFBA	B8A0108-MS1 Matrix Spike 0.11146	1.36e4	123.7	NO
2	2	13C5-PFHxA	B8A0108-MS1 Matrix Spike 0.11146	1.36e4	107.3	NO
3	3	13C3-PFHxS	B8A0108-MS1 Matrix Spike 0.11146	3.62e3	120.9	NO
4	4	13C8-PFOA	B8A0108-MS1 Matrix Spike 0.11146	1.31e4	108.5	NO
5	5	13C9-PFNA	B8A0108-MS1 Matrix Spike 0.11146	1.23e4	109.9	NO
6	6	13C4-PFOS	B8A0108-MS1 Matrix Spike 0.11146	2.65e3	102.6	NO
7	7	13C6-PFDA	B8A0108-MS1 Matrix Spike 0.11146	6.36e3	77.0	NO
8	8	13C7-PFUdA	B8A0108-MS1 Matrix Spike 0.11146	4.46e3	37.2	YES

Name: 180205M1_102, Date: 06-Feb-2018, Time: 07:12:02, ID: 1800098-10 MINNE-GW-DUP01-010818 0.11547, Description: MINNE-GW-DUP01-010818

	#	Name	ID	Area	%Rec	Area Out
1	1	13C4-PFBA	1800098-10 MINNE-GW-DUP01-01081...	1.11e4	101.0	NO
2	2	13C5-PFHxA	1800098-10 MINNE-GW-DUP01-01081...	1.38e4	108.7	NO
3	3	13C3-PFHxS	1800098-10 MINNE-GW-DUP01-01081...	3.26e3	108.8	NO
4	4	13C8-PFOA	1800098-10 MINNE-GW-DUP01-01081...	1.15e4	95.2	NO
5	5	13C9-PFNA	1800098-10 MINNE-GW-DUP01-01081...	1.10e4	98.3	NO
6	6	13C4-PFOS	1800098-10 MINNE-GW-DUP01-01081...	2.98e3	115.5	NO
7	7	13C6-PFDA	1800098-10 MINNE-GW-DUP01-01081...	9.32e3	112.9	NO
8	8	13C7-PFUdA	1800098-10 MINNE-GW-DUP01-01081...	5.97e3	49.8	YES

AC 2/6/2018

Dataset: F:\Projects\PFAS.PRO\Results\180205M1\180205M1-IIS AREAS.qld

Last Altered: Tuesday, February 06, 2018 10:52:47 Pacific Standard Time
Printed: Tuesday, February 06, 2018 10:54:06 Pacific Standard Time

Name: 180205M1_103, Date: 06-Feb-2018, Time: 07:23:28, ID: 1800099-06 MINNE-11-SW01-010918 0.11471, Description: MINNE-11-SW01-010918

	#	Name	ID	Area	%Rec	Area Out
1	1	13C4-PFBA	1800099-06 MINNE-11-SW01-010918 0...	1.19e4	107.8	NO
2	2	13C5-PFHxA	1800099-06 MINNE-11-SW01-010918 0...	1.41e4	111.3	NO
3	3	13C3-PFHxS	1800099-06 MINNE-11-SW01-010918 0...	3.39e3	113.5	NO
4	4	13C8-PFOA	1800099-06 MINNE-11-SW01-010918 0...	1.13e4	93.7	NO
5	5	13C9-PFNA	1800099-06 MINNE-11-SW01-010918 0...	1.04e4	92.7	NO
6	6	13C4-PFOS	1800099-06 MINNE-11-SW01-010918 0...	2.23e3	86.6	NO
7	7	13C6-PFDA	1800099-06 MINNE-11-SW01-010918 0...	6.68e3	81.0	NO
8	8	13C7-PFUdA	1800099-06 MINNE-11-SW01-010918 0...	3.55e3	29.6	YES

Name: 180205M1_104, Date: 06-Feb-2018, Time: 07:34:55, ID: 1800099-07 MINNE-EB-GW-010918 0.11401, Description: MINNE-EB-GW-010918

	#	Name	ID	Area	%Rec	Area Out
1	1	13C4-PFBA	1800099-07 MINNE-EB-GW-010918 0....	9.86e3	89.6	NO
2	2	13C5-PFHxA	1800099-07 MINNE-EB-GW-010918 0....	1.24e4	97.5	NO
3	3	13C3-PFHxS	1800099-07 MINNE-EB-GW-010918 0....	2.91e3	97.2	NO
4	4	13C8-PFOA	1800099-07 MINNE-EB-GW-010918 0....	1.06e4	87.5	NO
5	5	13C9-PFNA	1800099-07 MINNE-EB-GW-010918 0....	1.09e4	97.3	NO
6	6	13C4-PFOS	1800099-07 MINNE-EB-GW-010918 0....	1.94e3	75.3	NO
7	7	13C6-PFDA	1800099-07 MINNE-EB-GW-010918 0....	5.37e3	65.0	NO
8	8	13C7-PFUdA	1800099-07 MINNE-EB-GW-010918 0....	1.79e3	15.0	YES

Name: 180205M1_105, Date: 06-Feb-2018, Time: 07:46:22, ID: 1800099-08 MINNE-EB-SD-010918 0.11727, Description: MINNE-EB-SD-010918

	#	Name	ID	Area	%Rec	Area Out
1	1	13C4-PFBA	1800099-08 MINNE-EB-SD-010918 0.1...	1.10e4	100.5	NO
2	2	13C5-PFHxA	1800099-08 MINNE-EB-SD-010918 0.1...	1.40e4	110.0	NO
3	3	13C3-PFHxS	1800099-08 MINNE-EB-SD-010918 0.1...	2.92e3	97.6	NO
4	4	13C8-PFOA	1800099-08 MINNE-EB-SD-010918 0.1...	1.27e4	105.0	NO
5	5	13C9-PFNA	1800099-08 MINNE-EB-SD-010918 0.1...	1.13e4	101.0	NO
6	6	13C4-PFOS	1800099-08 MINNE-EB-SD-010918 0.1...	2.58e3	100.0	NO
7	7	13C6-PFDA	1800099-08 MINNE-EB-SD-010918 0.1...	7.86e3	95.2	NO
8	8	13C7-PFUdA	1800099-08 MINNE-EB-SD-010918 0.1...	5.23e3	43.6	YES

Name: 180205M1_106, Date: 06-Feb-2018, Time: 07:57:52, ID: 1800099-09 MINNE-EB-SO-010918 0.11701, Description: MINNE-EB-SO-010918

	#	Name	ID	Area	%Rec	Area Out
1	1	13C4-PFBA	1800099-09 MINNE-EB-SO-010918 0.1...	1.26e4	114.4	NO
2	2	13C5-PFHxA	1800099-09 MINNE-EB-SO-010918 0.1...	1.48e4	116.5	NO
3	3	13C3-PFHxS	1800099-09 MINNE-EB-SO-010918 0.1...	3.42e3	114.4	NO
4	4	13C8-PFOA	1800099-09 MINNE-EB-SO-010918 0.1...	1.45e4	120.1	NO
5	5	13C9-PFNA	1800099-09 MINNE-EB-SO-010918 0.1...	1.64e4	146.3	NO
6	6	13C4-PFOS	1800099-09 MINNE-EB-SO-010918 0.1...	3.39e3	131.4	NO
7	7	13C6-PFDA	1800099-09 MINNE-EB-SO-010918 0.1...	9.30e3	112.7	NO
8	8	13C7-PFUdA	1800099-09 MINNE-EB-SO-010918 0.1...	7.16e3	59.7	NO

AC 2/6/2018

Dataset: F:\Projects\PFAS.PRO\Results\180205M1\180205M1-IIS AREAS.qld

Last Altered: Tuesday, February 06, 2018 10:52:47 Pacific Standard Time
Printed: Tuesday, February 06, 2018 10:54:06 Pacific Standard Time

Name: 180205M1_107, Date: 06-Feb-2018, Time: 08:09:22, ID: 1800099-10 MINNE-EB-SW-010918 0.11604, Description: MINNE-EB-SW-010918

	#	Name	ID	Area	%Rec	Area Out
1	1	13C4-PFBA	1800099-10 MINNE-EB-SW-010918 0.1...	1.26e4	114.2	NO
2	2	13C5-PFHxA	1800099-10 MINNE-EB-SW-010918 0.1...	1.50e4	117.7	NO
3	3	13C3-PFHxS	1800099-10 MINNE-EB-SW-010918 0.1...	3.92e3	131.0	NO
4	4	13C8-PFOA	1800099-10 MINNE-EB-SW-010918 0.1...	1.31e4	108.2	NO
5	5	13C9-PFNA	1800099-10 MINNE-EB-SW-010918 0.1...	1.47e4	131.3	NO
6	6	13C4-PFOS	1800099-10 MINNE-EB-SW-010918 0.1...	2.85e3	110.7	NO
7	7	13C6-PFDA	1800099-10 MINNE-EB-SW-010918 0.1...	9.23e3	111.8	NO
8	8	13C7-PFUdA	1800099-10 MINNE-EB-SW-010918 0.1...	6.07e3	50.6	NO

Name: 180205M1_108, Date: 06-Feb-2018, Time: 08:20:51, ID: 1800099-11 MINNE-FB--010918 0.11603, Description: MINNE-FB--010918

	#	Name	ID	Area	%Rec	Area Out
1	1	13C4-PFBA	1800099-11 MINNE-FB--010918 0.11603	1.12e4	101.4	NO
2	2	13C5-PFHxA	1800099-11 MINNE-FB--010918 0.11603	1.45e4	113.7	NO
3	3	13C3-PFHxS	1800099-11 MINNE-FB--010918 0.11603	3.28e3	109.6	NO
4	4	13C8-PFOA	1800099-11 MINNE-FB--010918 0.11603	1.07e4	88.5	NO
5	5	13C9-PFNA	1800099-11 MINNE-FB--010918 0.11603	9.15e3	81.6	NO
6	6	13C4-PFOS	1800099-11 MINNE-FB--010918 0.11603	1.50e3	58.1	NO
7	7	13C6-PFDA	1800099-11 MINNE-FB--010918 0.11603	3.91e3	47.4	YES
8	8	13C7-PFUdA	1800099-11 MINNE-FB--010918 0.11603	1.10e3	9.2	YES

Name: 180205M1_109, Date: 06-Feb-2018, Time: 08:32:21, ID: 1800099-12 MINNE-GW-TW13-010818 0.11437, Description: MINNE-GW-TW13-010818

	#	Name	ID	Area	%Rec	Area Out
1	1	13C4-PFBA	1800099-12 MINNE-GW-TW13-010818...	1.09e4	98.9	NO
2	2	13C5-PFHxA	1800099-12 MINNE-GW-TW13-010818...	1.31e4	103.2	NO
3	3	13C3-PFHxS	1800099-12 MINNE-GW-TW13-010818...	2.92e3	97.5	NO
4	4	13C8-PFOA	1800099-12 MINNE-GW-TW13-010818...	1.13e4	93.4	NO
5	5	13C9-PFNA	1800099-12 MINNE-GW-TW13-010818...	1.07e4	95.2	NO
6	6	13C4-PFOS	1800099-12 MINNE-GW-TW13-010818...	2.33e3	90.5	NO
7	7	13C6-PFDA	1800099-12 MINNE-GW-TW13-010818...	6.84e3	82.8	NO
8	8	13C7-PFUdA	1800099-12 MINNE-GW-TW13-010818...	2.65e3	22.1	YES

Name: 180205M1_110, Date: 06-Feb-2018, Time: 08:43:50, ID: 1800130-02 PITTS-01-SB01-5-7 1.13, Description: PITTS-01-SB01-5-7

	#	Name	ID	Area	%Rec	Area Out
1	1	13C4-PFBA	1800130-02 PITTS-01-SB01-5-7 1.13	1.14e4	103.2	NO
2	2	13C5-PFHxA	1800130-02 PITTS-01-SB01-5-7 1.13	1.21e4	95.1	NO
3	3	13C3-PFHxS	1800130-02 PITTS-01-SB01-5-7 1.13	3.22e3	107.6	NO
4	4	13C8-PFOA	1800130-02 PITTS-01-SB01-5-7 1.13	1.07e4	88.8	NO
5	5	13C9-PFNA	1800130-02 PITTS-01-SB01-5-7 1.13	1.14e4	101.5	NO
6	6	13C4-PFOS	1800130-02 PITTS-01-SB01-5-7 1.13	2.81e3	108.8	NO
7	7	13C6-PFDA	1800130-02 PITTS-01-SB01-5-7 1.13	9.23e3	111.8	NO
8	8	13C7-PFUdA	1800130-02 PITTS-01-SB01-5-7 1.13	7.48e3	62.3	NO

AC 2/6/2018

Dataset: F:\Projects\PFAS.PRO\Results\180205M1\180205M1-IIS AREAS.qld

Last Altered: Tuesday, February 06, 2018 10:52:47 Pacific Standard Time
Printed: Tuesday, February 06, 2018 10:54:06 Pacific Standard Time

Name: 180205M1_111, Date: 06-Feb-2018, Time: 08:55:18, ID: B8A0121-BS1 OPR 0.25, Description: OPR

	#	Name	ID	Area	%Rec	Area Out
1	1	13C4-PFBA	B8A0121-BS1 OPR 0.25	7.87e3	71.5	NO
2	2	13C5-PFHxA	B8A0121-BS1 OPR 0.25	9.27e3	72.9	NO
3	3	13C3-PFHxS	B8A0121-BS1 OPR 0.25	2.84e3	94.8	NO
4	4	13C8-PFOA	B8A0121-BS1 OPR 0.25	1.01e4	83.7	NO
5	5	13C9-PFNA	B8A0121-BS1 OPR 0.25	1.12e4	99.6	NO
6	6	13C4-PFOS	B8A0121-BS1 OPR 0.25	2.69e3	104.1	NO
7	7	13C6-PFDA	B8A0121-BS1 OPR 0.25	6.96e3	84.4	NO
8	8	13C7-PFUdA	B8A0121-BS1 OPR 0.25	1.06e4	88.6	NO

Name: 180205M1_112, Date: 06-Feb-2018, Time: 09:06:45, ID: IPA, Description: IPA

	#	Name	ID	Area	%Rec	Area Out
1	1	13C4-PFBA	IPA			NO
2	2	13C5-PFHxA	IPA			NO
3	3	13C3-PFHxS	IPA			NO
4	4	13C8-PFOA	IPA			NO
5	5	13C9-PFNA	IPA			NO
6	6	13C4-PFOS	IPA			NO
7	7	13C6-PFDA	IPA			NO
8	8	13C7-PFUdA	IPA			NO

Name: 180205M1_113, Date: 06-Feb-2018, Time: 09:18:15, ID: ST180205M1-16 PFC CS3 18A3012, Description: PFC CS3 18A3012

	#	Name	ID	Area	%Rec	Area Out
1	1	13C4-PFBA	ST180205M1-16 PFC CS3 18A3012	1.08e4	98.2	NO
2	2	13C5-PFHxA	ST180205M1-16 PFC CS3 18A3012	1.85e4	145.3	NO
3	3	13C3-PFHxS	ST180205M1-16 PFC CS3 18A3012	3.72e3	124.2	NO
4	4	13C8-PFOA	ST180205M1-16 PFC CS3 18A3012	1.67e4	138.5	NO
5	5	13C9-PFNA	ST180205M1-16 PFC CS3 18A3012	1.54e4	137.3	NO
6	6	13C4-PFOS	ST180205M1-16 PFC CS3 18A3012	3.84e3	148.8	NO
7	7	13C6-PFDA	ST180205M1-16 PFC CS3 18A3012	1.33e4	161.4	YES
8	8	13C7-PFUdA	ST180205M1-16 PFC CS3 18A3012	1.79e4	149.0	NO

AC 2/6/2018

Vista Analytical Laboratory

Dataset: F:\Projects\PFAS.PRO\Results\180205M1\180205M1-12.qld

Last Altered: Tuesday, February 06, 2018 09:16:38 Pacific Standard Time
Printed: Tuesday, February 06, 2018 09:17:10 Pacific Standard Time

Method: F:\Projects\PFAS.PRO\MethDB\PFAS_FULL_80C_020218.mdb 05 Feb 2018 15:16:58
Calibration: F:\Projects\PFAS.PRO\CurveDB\C18_VAL-PFAS_Q4_02-05-18-FULL.cdb 06 Feb 2018 09:06:52

Name: 180205M1_12, Date: 05-Feb-2018, Time: 13:59:22, ID: IPA, Description: IPA

PFBA

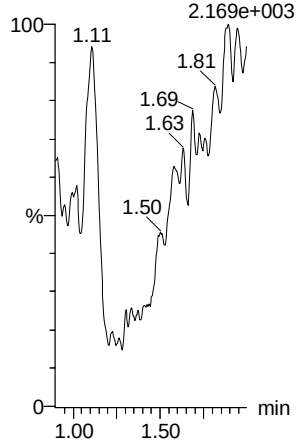

PFPeA

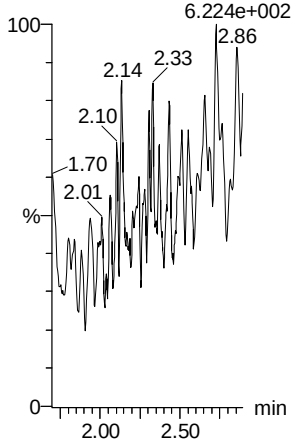

PFBS

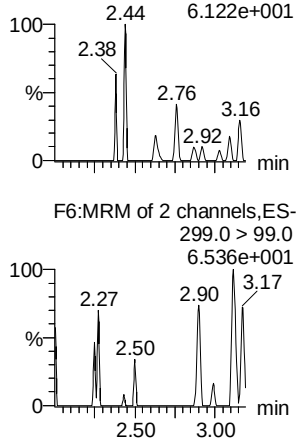

4:2 FTS

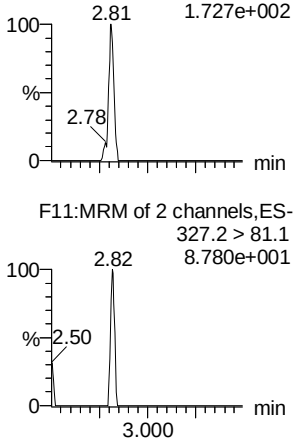

PFHxA

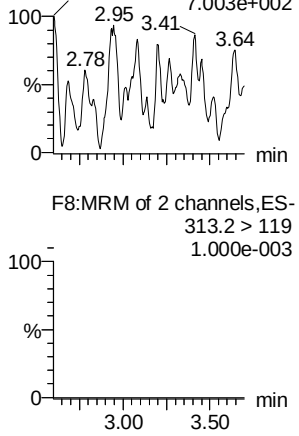

PFPeS

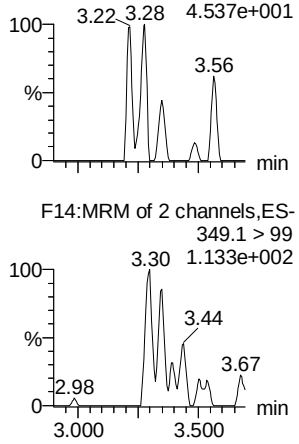

13C3-PFBA

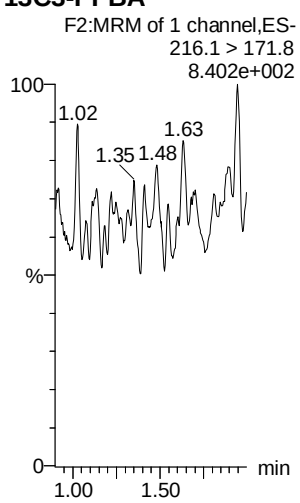

13C3-PFPeA

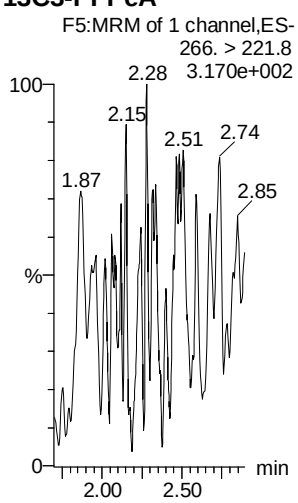

13C3-PFBS



13C3-PFBS



13C2-PFHxA

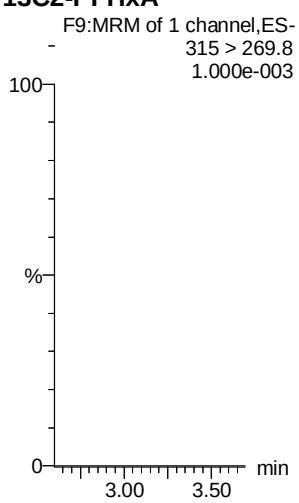

13C3-PFBS



AD 2/6/2018

Dataset: F:\Projects\PFAS.PRO\Results\180205M1\180205M1-12.qld

Last Altered: Tuesday, February 06, 2018 09:16:38 Pacific Standard Time
Printed: Tuesday, February 06, 2018 09:17:10 Pacific Standard Time

Name: 180205M1_12, Date: 05-Feb-2018, Time: 13:59:22, ID: IPA, Description: IPA

PFHpA

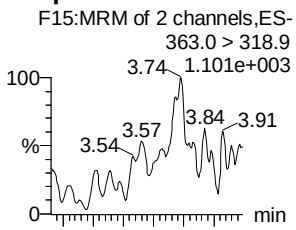

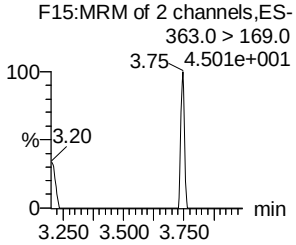

L-PFHxS

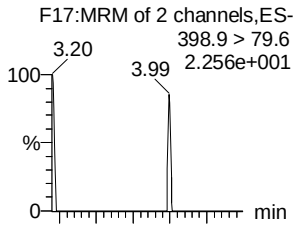

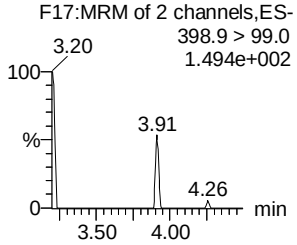

6:2 FTS

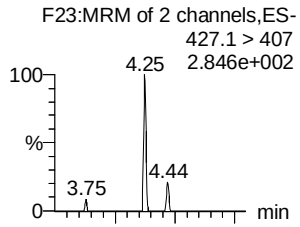

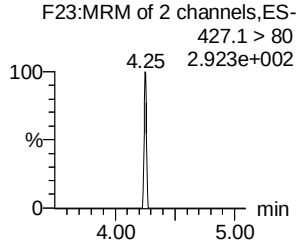

L-PFOA

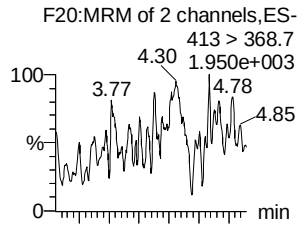

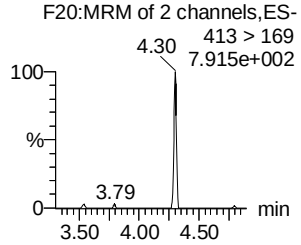

PFHpS

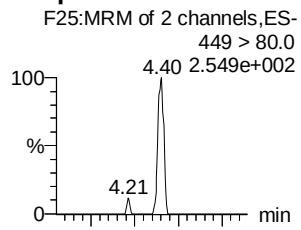

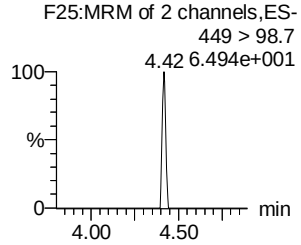

PFNA

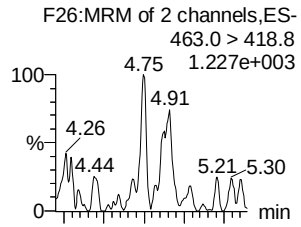

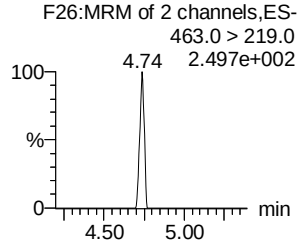

13C4-PFHpA

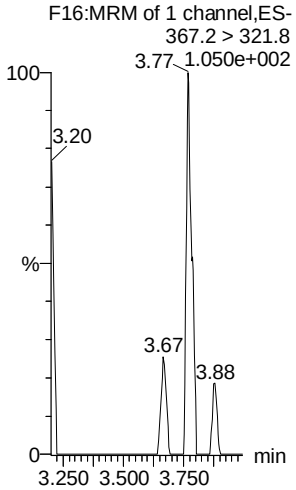

18O2-PFHxS

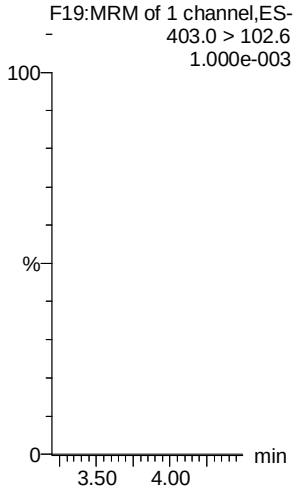

13C2-PFOA

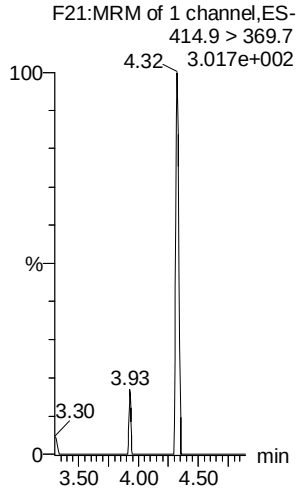

13C2-PFOA

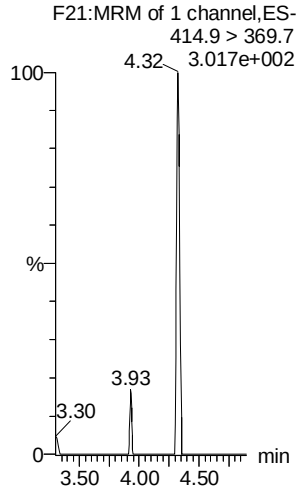

13C8-PFOS

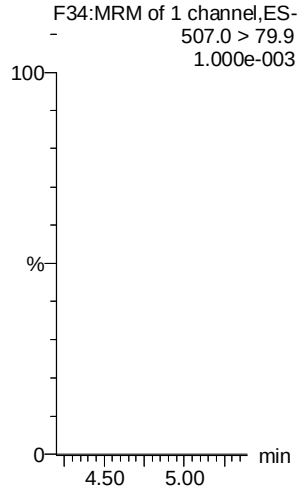

13C5-PFNA

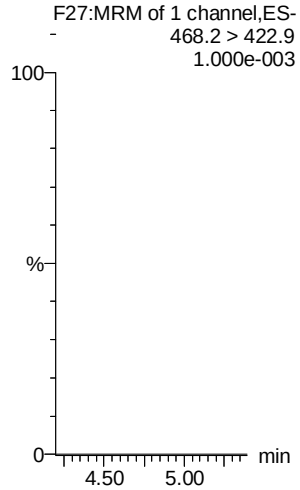

AD 2/6/2018

Dataset: F:\Projects\PFAS.PRO\Results\180205M1\180205M1-12.qld

Last Altered: Tuesday, February 06, 2018 09:16:38 Pacific Standard Time
Printed: Tuesday, February 06, 2018 09:17:10 Pacific Standard Time

Name: 180205M1_12, Date: 05-Feb-2018, Time: 13:59:22, ID: IPA, Description: IPA

PFOSA

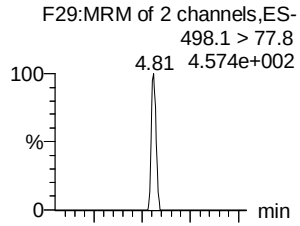

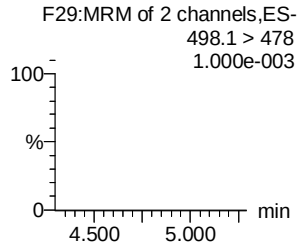

L-PFOS

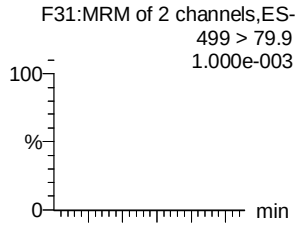

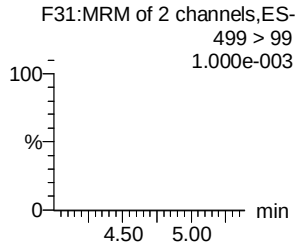

PFDA

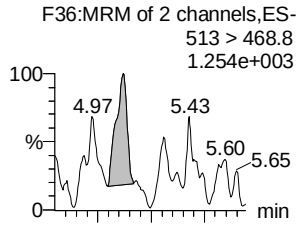

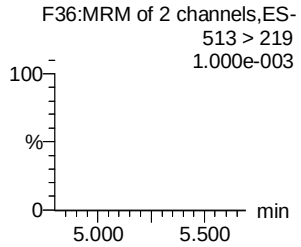

8:2 FTS

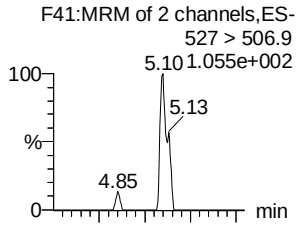

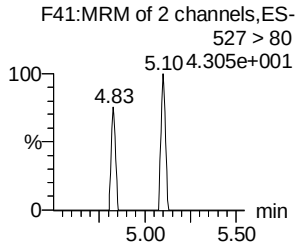

PFNS

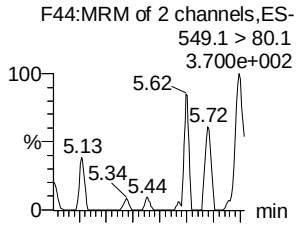

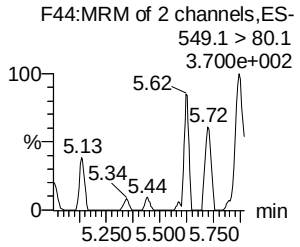

N-MeFOSAA

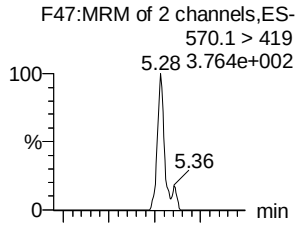

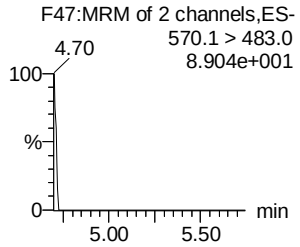

13C8-PFOSA

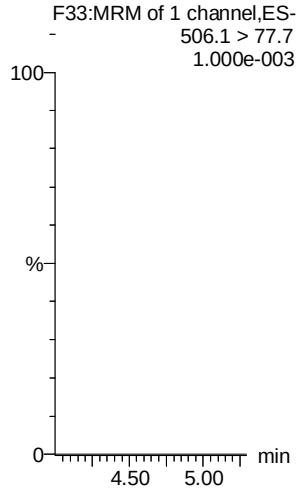

13C8-PFOS

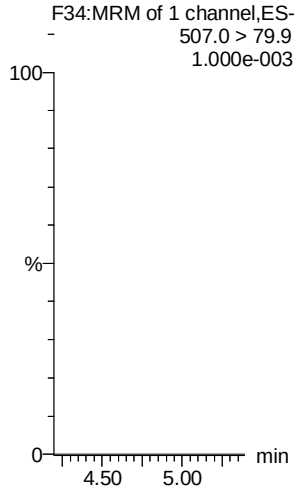

13C2-PFDA

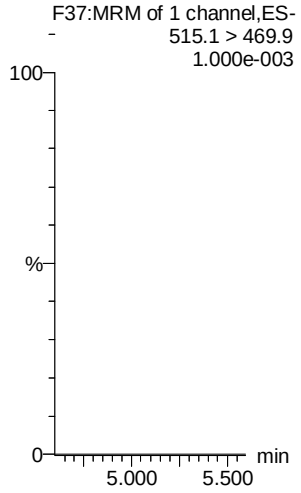

13C2-PFDA

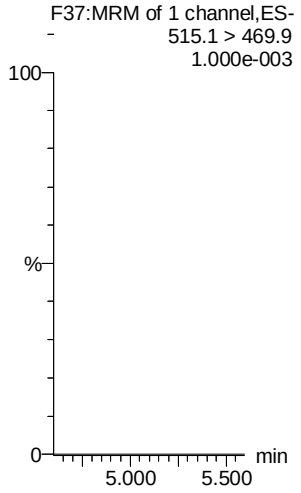

13C8-PFOS

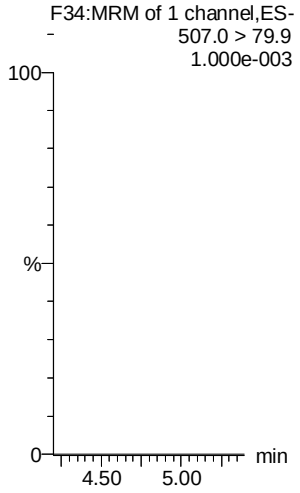

d3-N-MeFOSAA

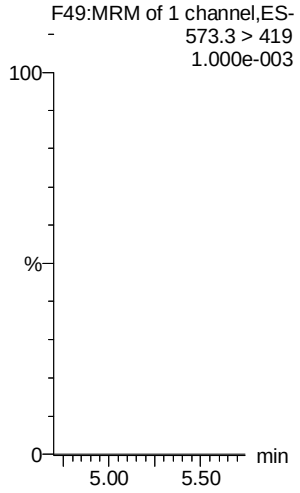

AD 2/6/2018

Vista Analytical Laboratory

Dataset: F:\Projects\PFAS.PRO\Results\180205M1\180205M1-12.qld

Last Altered: Tuesday, February 06, 2018 09:16:38 Pacific Standard Time
Printed: Tuesday, February 06, 2018 09:17:10 Pacific Standard Time

Name: 180205M1_12, Date: 05-Feb-2018, Time: 13:59:22, ID: IPA, Description: IPA

N-EtFOSAA

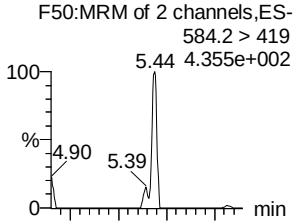

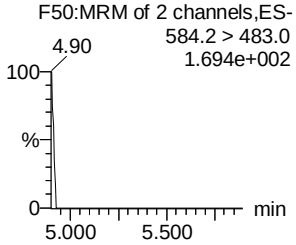

PFUdA

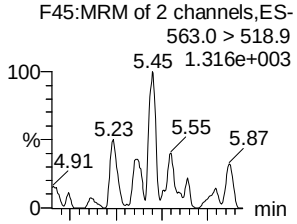

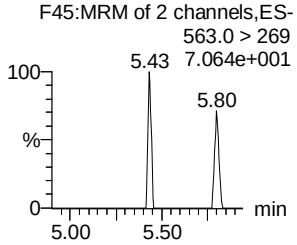

PFDS

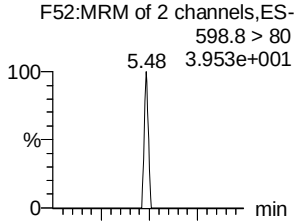

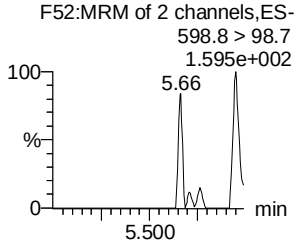

PFDoA

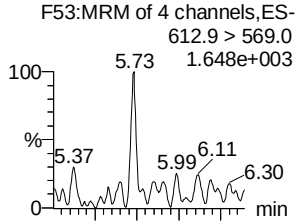

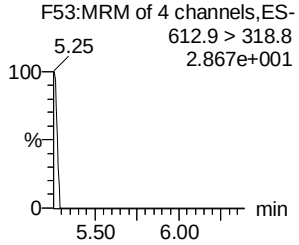

N-MeFOSA

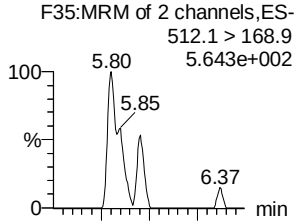

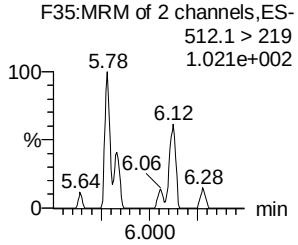

PFTrDA

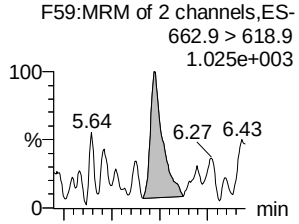

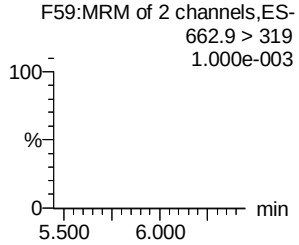

d5-N-EtFOSAA

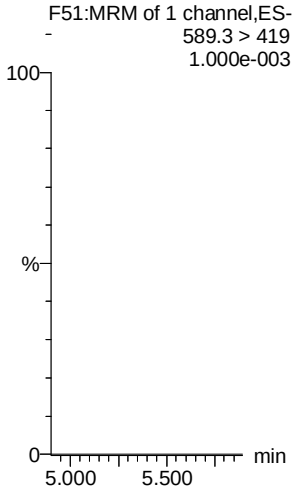

13C2-PFUdA

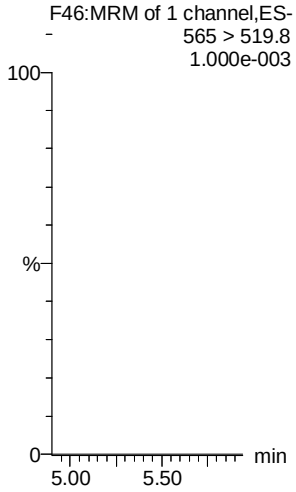

13C2-PFUdA

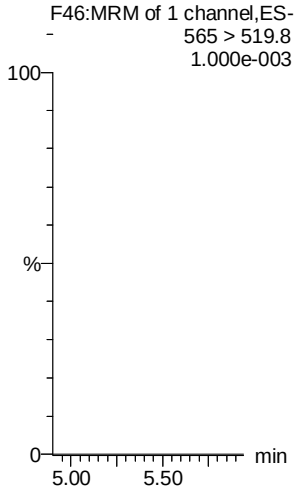

13C2-PFDoA

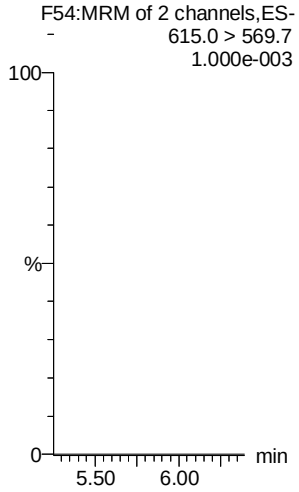

d3-N-MeFOSA

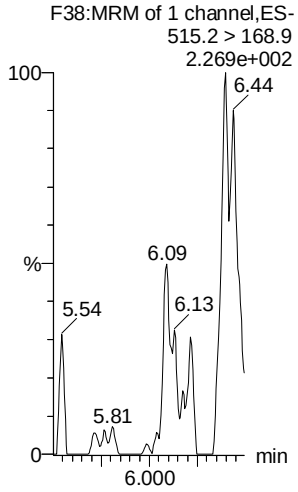

13C2-PFTeDA

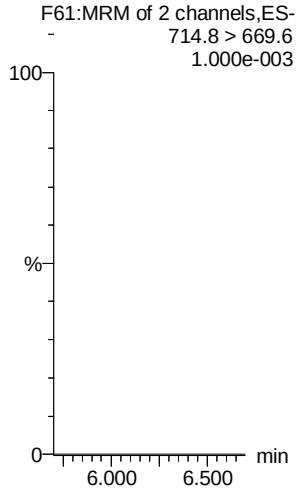

AD 2/6/2018

Dataset: F:\Projects\PFAS.PRO\Results\180205M1\180205M1-12.qld

Last Altered: Tuesday, February 06, 2018 09:16:38 Pacific Standard Time
Printed: Tuesday, February 06, 2018 09:17:10 Pacific Standard Time

Name: 180205M1_12, Date: 05-Feb-2018, Time: 13:59:22, ID: IPA, Description: IPA

PFTeDA

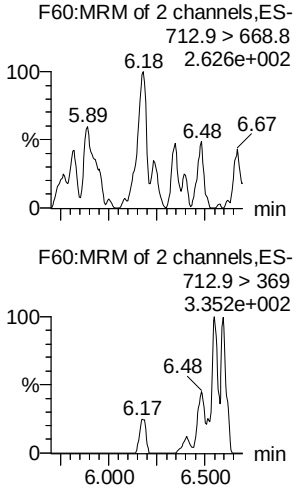

N-EtFOSA

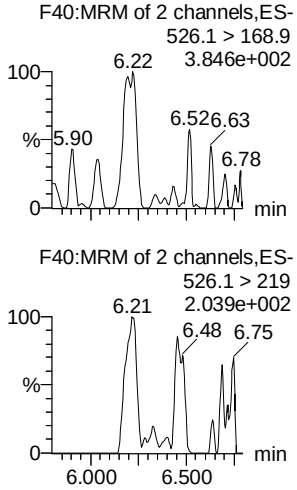

PFHxDA

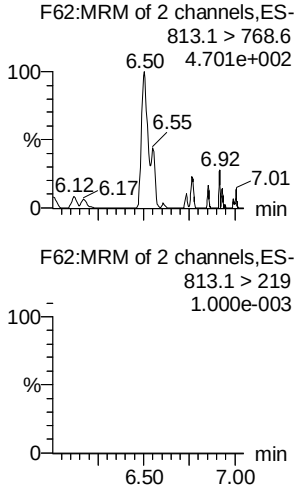

PFODA

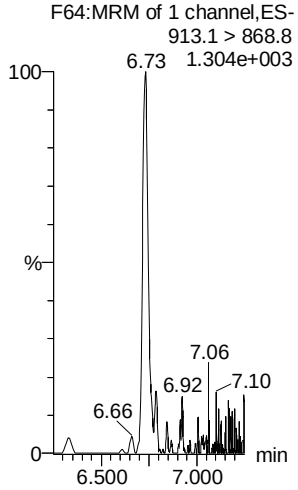

N-MeFOSE

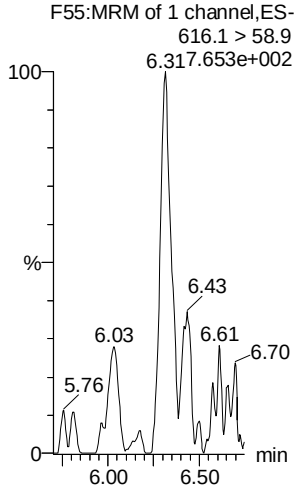

N-EtFOSE

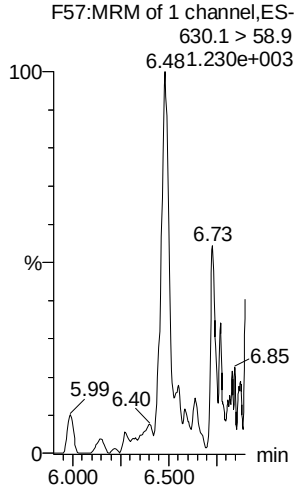

13C2-PFTeDA

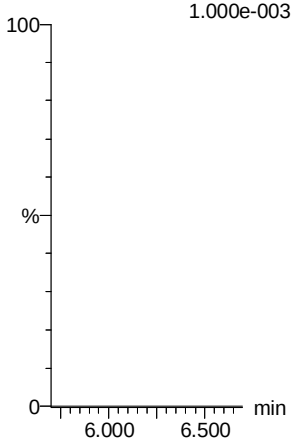

d5-N-ETFOSA

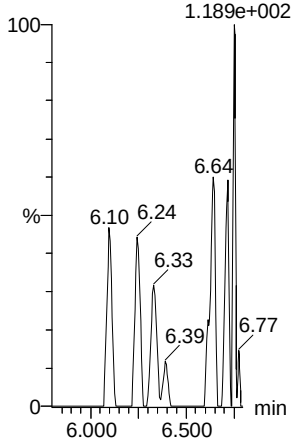

13C2-PFHxDA

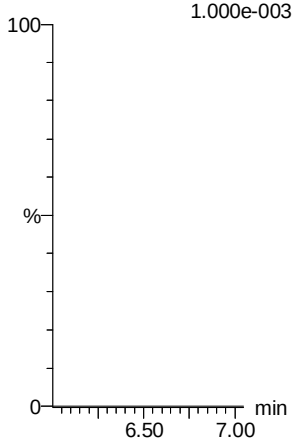

13C2-PFHxDA

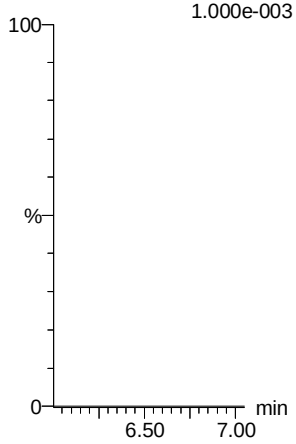

d7-N-MeFOSE

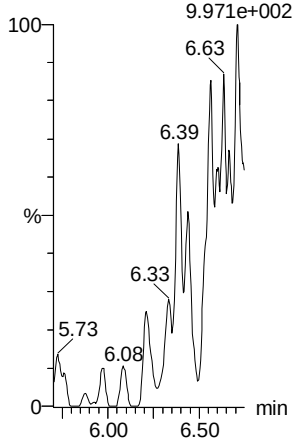

d9-N-EtFOSE

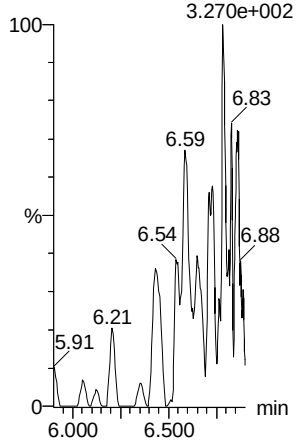

AD 2/6/2018

Vista Analytical Laboratory

Dataset: F:\Projects\PFAS.PRO\Results\180205M1\180205M1-12.qld

Last Altered: Tuesday, February 06, 2018 09:16:38 Pacific Standard Time
Printed: Tuesday, February 06, 2018 09:17:10 Pacific Standard Time

Name: 180205M1_12, Date: 05-Feb-2018, Time: 13:59:22, ID: IPA, Description: IPA

13C4-PFBA

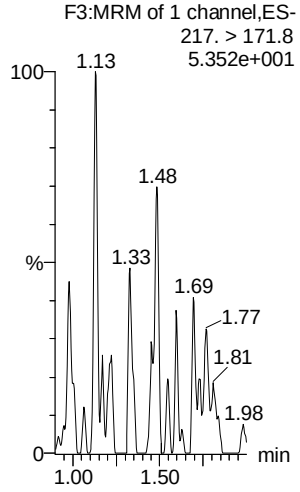

13C5-PFHxA

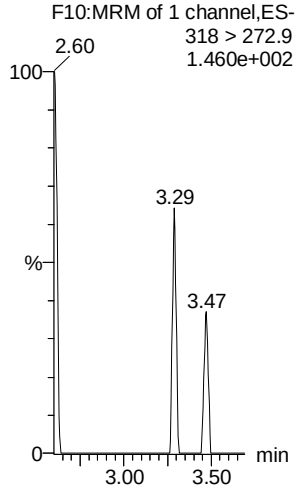

13C3-PFHxS

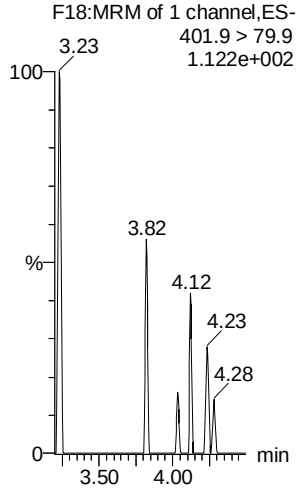

13C8-PFOA

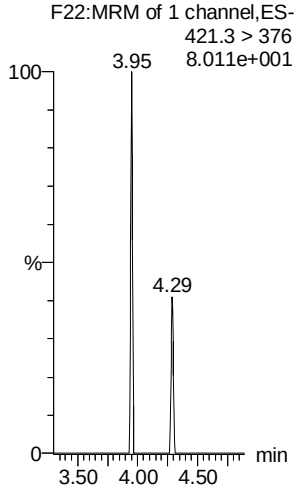

13C9-PFNA

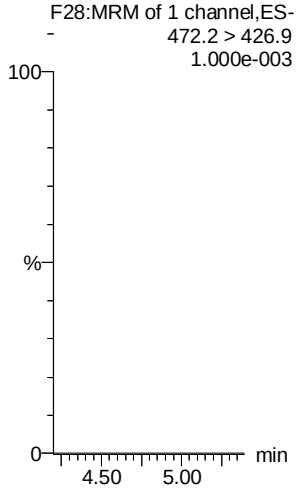

13C4-PFOS

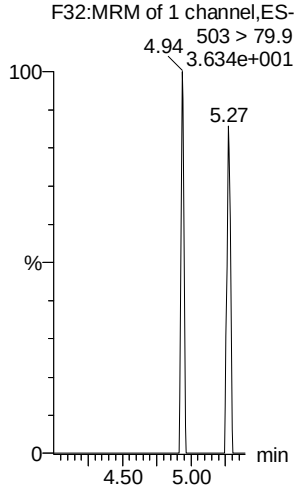

13C6-PFDA

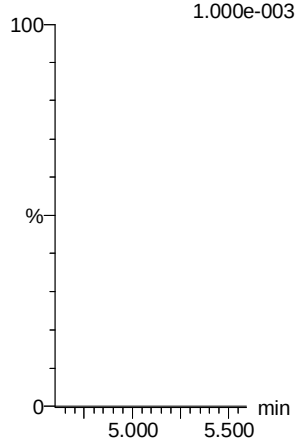

13C7-PFUdA

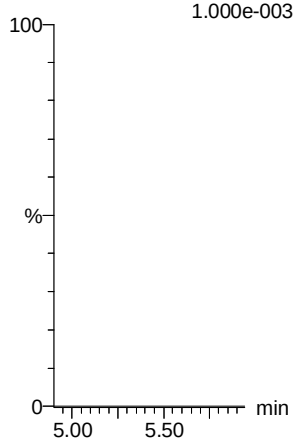

13C2-4:2 FTS

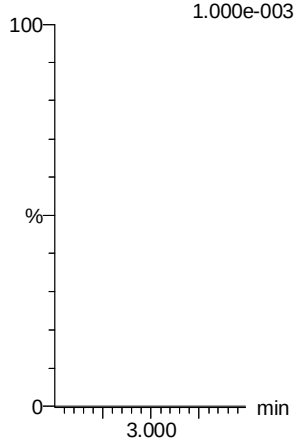

AD 2/6/2018

LC Calibration Standards Review Checklist Q4

			ION Ratio	Concentration	C-Cals Name	Sign Date	Correct I-Cal	Manual Integrations	N/A
Calibration ID:	ST180205M1-11	L (M) H	NA	☑	☑	☑	☑	☑	☐
Calibration ID:	-12	L (M) H	☐	☑ (A)	☑	☑	☑	☑	☐
Calibration ID:	-13	(L) M H	☐	☑ (B)(C)	☑	☑	☑	☑	☐
Calibration ID:	-14	L (M) H	☐	☑	☑	☑	☑	☑	☐
Calibration ID:	-15	L (M) H	☐	☑ (D)	☑	☑	☑	☑	☐
Calibration ID:	-16	L (M) H	☑	☑	☑	☑	☑	☑	☑
Calibration ID:		L M H	☐	☐	☐	☐	☐	☐	☐
Calibration ID:		L M H	☐	☐	☐	☐	☐	☐	☐
Calibration ID:		L M H	☐	☐	☐	☐	☐	☐	☐
Calibration ID:		L M H	☐	☐	☐	☐	☐	☐	☐

Full Mass Cal. Date: 12/27/17

Run Log Present: ☑

IS Area 180205M1
IB 180205M (1-12)

# of Samples per Sequence Checked: ☑

Reviewed By: JA. 02/06/208
Initials/Date

Comments:
(A) = PFTrDA, PFTeDA, N-MeFOSE > 130%.
(B) = 8:2 FTS < 70%.
(C) = PFTeDA > 130%.
(A) = PFDoA > 130%.
(D) PFDS < 70%.

Vista Analytical Laboratory

Dataset: F:\Projects\PFAS.PRO\Results\180205M1\180205M1-29.qld

Last Altered: Tuesday, February 06, 2018 09:28:51 Pacific Standard Time
Printed: Tuesday, February 06, 2018 09:30:05 Pacific Standard Time

AD 2/6/18

VJA. 02/06/2018

Method: F:\Projects\PFAS.PRO\MethDB\PFAS_FULL_80C_020218.mdb 05 Feb 2018 15:16:58
Calibration: F:\Projects\PFAS.PRO\CurveDB\C18_VAL-PFAS_Q4_02-05-18-FULL.cdb 06 Feb 2018 09:06:52

Name: 180205M1_29, Date: 05-Feb-2018, Time: 17:14:17, ID: ST180205M1-11 PFC CS3 18A3012, Description: PFC CS3 18A3012

	#	Name	Trace	Area	IS Area	RRF	Divisor1	Pred.RT	RT	y Axis Resp.	Conc.	%Rec
1	1	PFBA	213.0 > 168.8	9.79e3	1.05e4		1.0000	1.46	1.44	11.6	10.62	106.2
2	2	PFPeA	263.1 > 218.9	9.33e3	1.21e4		1.0000	2.42	2.39	9.61	9.865	98.6
3	3	PFBS	299.0 > 79.7	2.31e3	1.47e3		1.0000	2.69	2.67	19.7	10.41	104.1
4	4	4:2 FTS	327.2>307.2	2.19e3	1.47e3		1.0000	3.10	3.06	18.6	11.15	111.5
5	5	PFHxA	313.2 > 268.9	1.18e4	3.96e3		1.0000	3.19	3.15	14.9	9.893	98.9
6	6	PFPeS	349.1>80.1	2.57e3	1.47e3		1.0000	3.39	3.35	21.8	11.16	111.6
7	7	PFHpA	363.0 > 318.9	1.00e4	1.02e4		1.0000	3.81	3.76	12.3	9.939	99.4
8	8	L-PFHxS	398.9 > 79.6	1.79e3	1.17e3		1.0000	3.96	3.92	19.2	10.43	104.3
9	10	6:2 FTS	427.1 > 407	2.54e3	1.22e4		1.0000	4.28	4.22	2.61	10.10	101.0
10	11	L-PFOA	413 > 368.7	1.12e4	1.22e4		1.0000	4.33	4.28	11.5	12.03	120.3
11	13	PFHpS	449 > 80.0	2.91e3	3.15e3		1.0000	4.44	4.39	11.5	10.11	101.1
12	14	PFNA	463.0 > 418.8	1.29e4	1.41e4		1.0000	4.76	4.70	11.5	9.319	93.2
13	15	PFOSA	498.1 > 77.8	2.47e3	2.80e3		1.0000	4.83	4.77	11.0	10.38	103.8
14	16	L-PFOS	499 > 79.9	2.98e3	3.15e3		1.0000	4.84	4.79	11.8	10.59	105.9
15	18	PFDA	513 > 468.8	1.16e4	1.16e4		1.0000	5.14	5.07	12.5	10.10	101.0
16	19	8:2 FTS	527 > 506.9	2.49e3	1.22e4		1.0000	5.12	5.04	2.56	11.11	111.1
17	20	PFNS	549.1>80.1	2.05e3	3.15e3		1.0000	5.20	5.14	8.15	9.554	95.5
18	21	N-MeFOSAA	570.1 > 419	6.51e3	5.93e3		1.0000	5.29	5.22	13.7	10.18	101.8
19	22	N-EtFOSAA	584.2 > 419	5.50e3	6.09e3		1.0000	5.45	5.37	11.3	10.58	105.8
20	23	PFUdA	563.0 > 518.9	1.04e4	1.34e4		1.0000	5.46	5.39	9.65	9.272	92.7
21	24	PFDS	598.8 > 80	2.76e3	9.12e3		1.0000	5.51	5.44	3.79	8.097	81.0
22	25	PFDoA	612.9 > 569.0	1.18e4	9.12e3		1.0000	5.74	5.67	16.2	10.64	106.4
23	26	N-MeFOSA	512.1 > 168.9	5.79e3	1.64e4		1.0000	5.84	5.78	52.8	58.08	116.2
24	27	PFTrDA	662.9 > 618.9	1.18e4	4.17e3		1.0000	5.98	5.92	35.2	8.994	89.9
25	28	PFTeDA	712.9 > 668.8	7.04e3	4.17e3		1.0000	6.20	6.13	21.1	9.618	96.2
26	29	N-EtFOSA	526.1 > 168.9	7.32e3	2.48e4		1.0000	6.22	6.16	44.3	48.83	97.7
27	30	PFHxDA	813.1 > 768.6	4.30e3	2.37e3		1.0000	6.51	6.45	9.09	12.56	125.6
28	31	PFODA	913.1 > 868.8	4.99e3	2.37e3		1.0000	6.74	6.68	10.6	11.41	114.1
29	32	N-MeFOSE	616.1 > 58.9	7.90e3	2.31e4		1.0000	6.31	6.29	51.3	51.21	102.4
30	33	N-EtFOSE	630.1 > 58.9	9.92e3	2.35e4		1.0000	6.45	6.43	63.3	54.28	108.6
31	34	13C4 PFBA	216.1 > 171.8	1.05e4	1.17e4	0.876	1.0000	1.46	1.45	11.2	12.80	102.4

70-130

50-150

Dataset: F:\Projects\PFAS.PRO\Results\180205M1\180205M1-29.qld

Last Altered: Tuesday, February 06, 2018 09:28:51 Pacific Standard Time
Printed: Tuesday, February 06, 2018 09:30:05 Pacific Standard Time

Name: 180205M1_29, Date: 05-Feb-2018, Time: 17:14:17, ID: ST180205M1-11 PFC CS3 18A3012, Description: PFC CS3 18A3012

	#	Name	Trace	Area	IS Area	RRF	Divisor1	Pred.RT	RT	y Axis Resp.	Conc.	%Rec
32	35	13C3-PFPeA	266. > 221.8	1.21e4	1.48e4	0.868	1.0000	2.42	2.39	10.2	11.78	94.3
33	36	13C3-PFBS	302. > 98.8	1.47e3	1.48e4	0.109	1.0000	2.69	2.67	1.24	11.34	90.7
34	37	13C2-PFHxA	315 > 269.8	3.96e3	1.48e4	0.694	1.0000	3.19	3.15	3.34	4.810	96.2
35	38	13C4-PFHpA	367.2 > 321.8	1.02e4	1.48e4	0.694	1.0000	3.81	3.76	8.56	12.32	98.6
36	39	18O2-PFHxS	403.0 > 102.6	1.17e3	3.35e3	0.350	1.0000	3.96	3.91	4.35	12.45	99.6
37	40	13C2-6:2 FTS	429.1 > 408.9	2.83e3	1.23e4	0.242	1.0000	4.28	4.22	2.87	11.82	94.5
38	41	13C2-PFOA	414.9 > 369.7	1.22e4	1.23e4	1.069	1.0000	4.33	4.28	12.3	11.53	92.2
39	42	13C5-PFNA	468.2 > 422.9	1.41e4	1.59e4	0.929	1.0000	4.76	4.70	11.0	11.89	95.1
40	43	13C8-PFOSA	506.1 > 77.7	2.80e3	1.19e4	0.226	1.0000	4.83	4.77	2.94	13.00	104.0
41	44	13C8-PFOS	507.0 > 79.9	3.15e3	3.02e3	1.041	1.0000	4.84	4.79	13.0	12.53	100.2
42	45	13C2-PFDA	515.1 > 469.9	1.16e4	9.24e3	1.217	1.0000	5.14	5.07	15.7	12.92	103.4
43	46	13C2-8:2 FTS	529.1 > 508.7	1.98e3	1.48e4	0.131	1.0000	5.12	5.04	1.67	12.71	101.7
44	47	d3-N-MeFOSAA	573.3 > 419	5.93e3	1.19e4	0.432	1.0000	5.29	5.22	6.22	14.38	115.0
45	48	d5-N-EtFOSAA	589.3 > 419	6.09e3	1.19e4	0.476	1.0000	5.45	5.37	6.39	13.42	107.4
46	49	13C2-PFUdA	565 > 519.8	1.34e4	1.19e4	0.969	1.0000	5.46	5.39	14.1	14.52	116.1
47	50	13C2-PFDoA	615.0 > 569.7	9.12e3	1.19e4	0.605	1.0000	5.74	5.67	9.57	15.81	126.5
48	51	d3-N-MeFOSA	515.2 > 168.9	1.64e4	1.19e4	0.116	1.0000	5.84	5.80	17.2	149.2	99.5
49	52	13C2-PFTeDA	714.8 > 669.6	4.17e3	1.19e4	0.331	1.0000	6.20	6.13	4.38	13.23	105.8
50	53	d5-N-ETFOSA	531.1 > 168.9	2.48e4	1.19e4	0.171	1.0000	6.22	6.17	26.0	151.5	101.0
51	54	13C2-PFHxDA	815 > 769.7	2.37e3	1.19e4	0.577	1.0000	6.51	6.45	2.48	4.301	86.0
52	55	d7-N-MeFOSE	623.1 > 58.9	2.31e4	1.19e4	0.152	1.0000	6.31	6.27	24.2	159.5	106.3
53	56	d9-N-EtFOSE	639.2 > 58.8	2.35e4	1.19e4	0.142	1.0000	6.45	6.42	24.7	173.5	115.7
54	57	13C4-PFBA	217. > 171.8	1.17e4	1.17e4	1.000	1.0000	1.46	1.45	12.5	12.50	100.0
55	58	13C5-PFHxA	318 > 272.9	1.48e4	1.48e4	1.000	1.0000	3.19	3.15	12.5	12.50	100.0
56	59	13C3-PFHxS	401.9 > 79.9	3.35e3	3.35e3	1.000	1.0000	3.96	3.92	12.5	12.50	100.0
57	60	13C8-PFOA	421.3 > 376	1.23e4	1.23e4	1.000	1.0000	4.33	4.27	12.5	12.50	100.0
58	61	13C9-PFNA	472.2 > 426.9	1.59e4	1.59e4	1.000	1.0000	5.76	4.70	12.5	12.50	100.0
59	62	13C4-PFOS	503 > 79.9	3.02e3	3.02e3	1.000	1.0000	4.84	4.79	12.5	12.50	100.0
60	63	13C6-PFDA	519.1 > 473.7	9.24e3	9.24e3	1.000	1.0000	5.14	5.07	12.5	12.50	100.0
61	64	13C7-PFUdA	570.1 > 524.8	1.19e4	1.19e4	1.000	1.0000	5.46	5.39	12.5	12.50	100.0
62	72	13C2-4:2 FTS	329.2>308.9	3.33e3	1.48e4	0.287	1.0000	3.10	3.06	2.80	9.766	78.1

50-150

50-150

AD 2/6/18

Vista Analytical Laboratory

Dataset: Untitled

Last Altered: Tuesday, February 06, 2018 11:07:55 Pacific Standard Time
Printed: Tuesday, February 06, 2018 11:08:36 Pacific Standard Time

Method: F:\Projects\PFAS.PRO\MethDB\PFAS_FULL_80C_020218.mdb 05 Feb 2018 15:16:58
Calibration: F:\Projects\PFAS.PRO\CurveDB\C18_VAL-PFAS_Q4_02-05-18-FULL.cdb 06 Feb 2018 09:06:52

Compound name: PFBA

	Name	ID	Acq.Date	Acq.Time
1	180205M1_1	IPA	05-Feb-18	11:53:14
2	180205M1_2	ST180205M1-1 PFC CS-2 18A3007	05-Feb-18	12:04:38
3	180205M1_3	ST180205M1-2 PFC CS-1 18A3008	05-Feb-18	12:16:04
4	180205M1_4	ST180205M1-3 PFC CS0 18A3009	05-Feb-18	12:27:31
5	180205M1_5	ST180205M1-4 PFC CS1 18A3010	05-Feb-18	12:38:58
6	180205M1_6	ST180205M1-5 PFC CS2 18A3011	05-Feb-18	12:50:27
7	180205M1_7	ST180205M1-6 PFC CS3 18A3012	05-Feb-18	13:01:56
8	180205M1_8	ST180205M1-7 PFC CS4 18A3013	05-Feb-18	13:13:25
9	180205M1_9	ST180205M1-8 PFC CS5 18A3014	05-Feb-18	13:24:55
10	180205M1_10	ST180205M1-9 PFC CS6 18A3015	05-Feb-18	13:36:22
11	180205M1_11	ST180205M1-10 PFC CS7 18A3016	05-Feb-18	13:47:52
12	180205M1_12	IPA	05-Feb-18	13:59:22
13	180205M1_13	ICV180205M1-1 PFC ICV 18A3006	05-Feb-18	14:10:49
14	180205M1_14	IPA	05-Feb-18	14:22:19
15	180205M1_15	B8A0176-BLK1 Method Blank 1	05-Feb-18	14:33:48
16	180205M1_16	1800153-02@5X FT-TW510-1520 0.24548	05-Feb-18	14:45:12
17	180205M1_17	1800153-05@5X FT-Dup03-20180118 0.24917	05-Feb-18	14:56:39
18	180205M1_18	1800156-07 MINNE-05-SB03-011718-00-02 1.01	05-Feb-18	15:08:06
19	180205M1_19	1800156-08 MINNE-05-SB03-011718-07-09 1.11	05-Feb-18	15:19:33
20	180205M1_20	1800156-12 MINNE-SO-DUP05-011718 1.03	05-Feb-18	15:31:02
21	180205M1_21	1800180-12 YEAGR-SO-DUP04-012018 1.2	05-Feb-18	15:42:31
22	180205M1_22	1800180-13 YEAGR-03-SB03-08-10 1.17	05-Feb-18	15:54:00
23	180205M1_23	1800180-15 YEAGR-07-SB02-08-10 1.13	05-Feb-18	16:05:30
24	180205M1_24	B8A0166-BS1 OPR 0.25	05-Feb-18	16:16:59
25	180205M1_25	B8A0166-BLK1 Method Blank 0.25	05-Feb-18	16:28:29
26	180205M1_26	1800143-01 WT1801160820AB 0.28187	05-Feb-18	16:39:56
27	180205M1_27	1800143-02 WR1801160850AB 0.27813	05-Feb-18	16:51:23
28	180205M1_28	IPA	05-Feb-18	17:02:50
29	180205M1_29	ST180205M1-11 PFC CS3 18A3012	05-Feb-18	17:14:17
30	180205M1_30	IPA	05-Feb-18	17:25:46
31	180205M1_31	1800143-03 WT1801160905AB 0.27702	05-Feb-18	17:37:18

Dataset: Untitled

Last Altered: Tuesday, February 06, 2018 11:07:55 Pacific Standard Time
Printed: Tuesday, February 06, 2018 11:08:36 Pacific Standard Time

Compound name: PFBA

	Name	ID	Acq.Date	Acq.Time
32	180205M1_32	1800143-04 WT1801160920AB 0.28161	05-Feb-18	17:48:42
33	180205M1_33	1800143-06 WT1801160945AB 0.27513	05-Feb-18	18:00:09
34	180205M1_34	1800143-07 WT1801161005AB 0.26438	05-Feb-18	18:11:36
35	180205M1_35	1800143-08 WT1801161035AB 0.27578	05-Feb-18	18:23:06
36	180205M1_36	1800143-09 WT1801161055AB 0.27465	05-Feb-18	18:34:35
37	180205M1_37	1800143-10 WT1801161105AB 0.28066	05-Feb-18	18:46:05
38	180205M1_38	1800143-11 WR1801161115AB 0.27437	05-Feb-18	18:57:35
39	180205M1_39	1800143-12 WR1801161145AB 0.27689	05-Feb-18	19:09:05
40	180205M1_40	1800143-13 WT1801161205AB 0.28014	05-Feb-18	19:20:35
41	180205M1_41	IPA	05-Feb-18	19:32:02
42	180205M1_42	ST180205M1-12 PFC CS3 18A3012	05-Feb-18	19:43:31
43	180205M1_43	IPA	05-Feb-18	19:54:58
44	180205M1_44	1800143-14 WT1801161315AB 0.27308	05-Feb-18	20:06:28
45	180205M1_45	1800143-15 FB1801161320AB 0.20094	05-Feb-18	20:17:57
46	180205M1_46	1800143-16 WT1801161330AB 0.27298	05-Feb-18	20:29:26
47	180205M1_47	1800143-17 WT1801161340AB 0.2753	05-Feb-18	20:40:56
48	180205M1_48	1800143-18 WR1801161355AB 0.28014	05-Feb-18	20:52:23
49	180205M1_49	1800143-19 WR1801161405AB 0.27452	05-Feb-18	21:03:52
50	180205M1_50	1800143-20 WT1801161420AB 0.27679	05-Feb-18	21:15:21
51	180205M1_51	B8A0189-BS1 OPR 1	05-Feb-18	21:26:48
52	180205M1_52	B8A0189-BLK1 Method Blank 1	05-Feb-18	21:38:18
53	180205M1_53	B8A0189-MS1 Matrix Spike 1.27	05-Feb-18	21:49:48
54	180205M1_54	B8A0189-MSD1 Matrix Spike Dup 1.2	05-Feb-18	22:01:14
55	180205M1_55	1800155-01 MINNE-01-SB01-011118-00-02 1.19	05-Feb-18	22:12:42
56	180205M1_56	1800155-02 MINNE-01-SB01-011118-09-10 1.14	05-Feb-18	22:24:08
57	180205M1_57	1800155-03 MINNE-01-SB02-011118-00-02 1.29	05-Feb-18	22:35:35
58	180205M1_58	1800155-04 MINNE-01-SB02-011118-08-10 1.19	05-Feb-18	22:47:04
59	180205M1_59	IPA	05-Feb-18	22:58:35
60	180205M1_60	ST180205M1-13 PFC CS0 18A3009	05-Feb-18	23:10:01
61	180205M1_61	IPA	05-Feb-18	23:21:31
62	180205M1_62	1800155-05 MINNE-01-SB03-011118-00-02 1.14	05-Feb-18	23:33:01
63	180205M1_63	1800155-06 MINNE-01-SB03-011118-09-11 1.16	05-Feb-18	23:44:30
64	180205M1_64	1800155-07 MINNE-01-SB04-011118-00-02 1.25	05-Feb-18	23:56:00
65	180205M1_65	1800155-08 MINNE-01-SB04-011118-11-13 1.32	06-Feb-18	00:07:29

Vista Analytical Laboratory

Dataset: Untitled

Last Altered: Tuesday, February 06, 2018 11:07:55 Pacific Standard Time
Printed: Tuesday, February 06, 2018 11:08:36 Pacific Standard Time

Compound name: PFBA

	Name	ID	Acq.Date	Acq.Time
66	180205M1_66	1800155-09 MINNE-02-SB02-011118-00-02 1.25	06-Feb-18	00:18:59
67	180205M1_67	1800155-10 MINNE-02-SB02-011118-02-04 1.15	06-Feb-18	00:30:29
68	180205M1_68	1800155-11 MINNE-02-SB03-011118-00-02 1.27	06-Feb-18	00:41:56
69	180205M1_69	1800155-12 MINNE-SO-DUP04-011118 1.26	06-Feb-18	00:53:23
70	180205M1_70	B8A0172-BS1 OPR 0.125	06-Feb-18	01:04:50
71	180205M1_71	B8A0172-BLK1 Method Blank 0.125	06-Feb-18	01:16:16
72	180205M1_72	B8A0172-MS1 Matrix Spike 0.119	06-Feb-18	01:27:46
73	180205M1_73	B8A0172-MSD1 Matrix Spike Dup 0.11886	06-Feb-18	01:39:16
74	180205M1_74	1800180-06 YEAGR-EB-01-012018 0.12012	06-Feb-18	01:50:43
75	180205M1_75	1800180-07 YEAGR-EB-02-012018 0.11998	06-Feb-18	02:02:12
76	180205M1_76	1800180-08 YEAGR-EB-03-012018 0.11908	06-Feb-18	02:13:42
77	180205M1_77	1800180-09 YEAGR-GW-BW01-011918 0.12056	06-Feb-18	02:25:12
78	180205M1_78	1800180-10 YEAGR-GW-DUP01-011918 0.11967	06-Feb-18	02:36:39
79	180205M1_79	IPA	06-Feb-18	02:48:09
80	180205M1_80	ST180205M1-14 PFC CS3 18A3012	06-Feb-18	02:59:36
81	180205M1_81	IPA	06-Feb-18	03:11:03
82	180205M1_82	1800180-11 YEAGR-GW-ML-FL014-MW004-01...	06-Feb-18	03:22:32
83	180205M1_83	1800180-17 YEAGR-09-SW01-012018 0.1174	06-Feb-18	03:34:02
84	180205M1_84	1800194-01 STWRT-GW-SLMW20D 0.11833	06-Feb-18	03:45:31
85	180205M1_85	1800209-01 Water 0.09957	06-Feb-18	03:57:01
86	180205M1_86	1800230-01 WI-A06-IDW-AQ-012618 0.11878	06-Feb-18	04:08:31
87	180205M1_87	B8A0162-BS1 OPR 0.25	06-Feb-18	04:20:01
88	180205M1_88	B8A0162-BLK1 Method Blank 0.25	06-Feb-18	04:31:30
89	180205M1_89	1800200-01 Well L 0.27415	06-Feb-18	04:42:59
90	180205M1_90	1800201-01 Influent 0.11838	06-Feb-18	04:54:26
91	180205M1_91	1800201-02 Effluent 0.11849	06-Feb-18	05:05:53
92	180205M1_92	1800201-03 MW-3R 0.11878	06-Feb-18	05:17:20
93	180205M1_93	1800201-04 Field Blank 0.12073	06-Feb-18	05:28:46
94	180205M1_94	1800201-05 Trip Blank 0.12127	06-Feb-18	05:40:16
95	180205M1_95	IPA	06-Feb-18	05:51:46
96	180205M1_96	ST180205M1-15 PFC CS3 18A3012	06-Feb-18	06:03:13
97	180205M1_97	IPA	06-Feb-18	06:14:42
98	180205M1_98	B8A0108-BS1 OPR 0.125	06-Feb-18	06:26:09
99	180205M1_99	B8A0108-BLK1 Method Blank 0.125	06-Feb-18	06:37:39

Dataset: Untitled

Last Altered: Tuesday, February 06, 2018 11:07:55 Pacific Standard Time
Printed: Tuesday, February 06, 2018 11:08:36 Pacific Standard Time

Compound name: PFBA

	Name	ID	Acq.Date	Acq.Time
100	180205M1_100	B8A0108-MSD1 Matrix Spike Dup 0.11148	06-Feb-18	06:49:08
101	180205M1_101	B8A0108-MS1 Matrix Spike 0.11146	06-Feb-18	07:00:34
102	180205M1_102	1800098-10 MINNE-GW-DUP01-010818 0.11547	06-Feb-18	07:12:02
103	180205M1_103	1800099-06 MINNE-11-SW01-010918 0.11471	06-Feb-18	07:23:28
104	180205M1_104	1800099-07 MINNE-EB-GW-010918 0.11401	06-Feb-18	07:34:55
105	180205M1_105	1800099-08 MINNE-EB-SD-010918 0.11727	06-Feb-18	07:46:22
106	180205M1_106	1800099-09 MINNE-EB-SO-010918 0.11701	06-Feb-18	07:57:52
107	180205M1_107	1800099-10 MINNE-EB-SW-010918 0.11604	06-Feb-18	08:09:22
108	180205M1_108	1800099-11 MINNE-FB--010918 0.11603	06-Feb-18	08:20:51
109	180205M1_109	1800099-12 MINNE-GW-TW13-010818 0.11437	06-Feb-18	08:32:21
110	180205M1_110	1800130-02 PITTS-01-SB01-5-7 1.13	06-Feb-18	08:43:50
111	180205M1_111	B8A0121-BS1 OPR 0.25	06-Feb-18	08:55:18
112	180205M1_112	IPA	06-Feb-18	09:06:45
113	180205M1_113	ST180205M1-16 PFC CS3 18A3012	06-Feb-18	09:18:15
114	180205M1_114	IPA	06-Feb-18	09:29:44

Vista Analytical Laboratory

Dataset: F:\Projects\PFAS.PRO\Results\180205M1\180205M1-29.qld

Last Altered: Tuesday, February 06, 2018 09:28:51 Pacific Standard Time
Printed: Tuesday, February 06, 2018 09:30:05 Pacific Standard Time

Method: F:\Projects\PFAS.PRO\MethDB\PFAS_FULL_80C_020218.mdb 05 Feb 2018 15:16:58
Calibration: F:\Projects\PFAS.PRO\CurveDB\C18_VAL-PFAS_Q4_02-05-18-FULL.cdb 06 Feb 2018 09:06:52

Name: 180205M1_29, Date: 05-Feb-2018, Time: 17:14:17, ID: ST180205M1-11 PFC CS3 18A3012, Description: PFC CS3 18A3012

PFBA

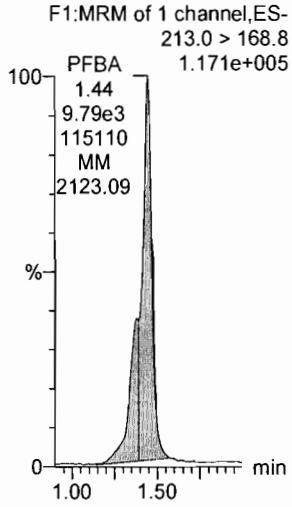

PFPeA

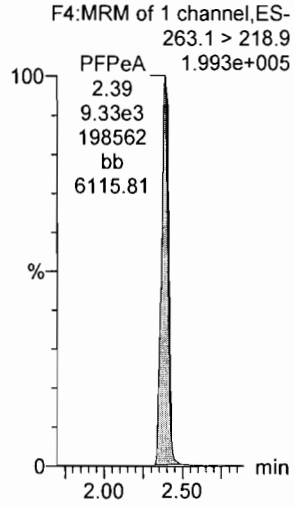

PFBS

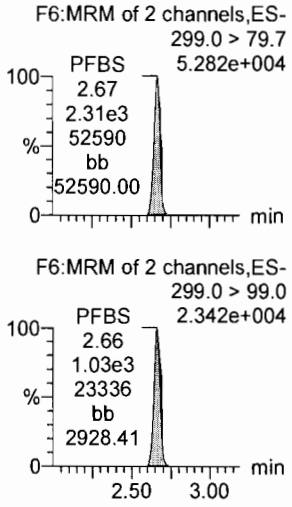

4:2 FTS

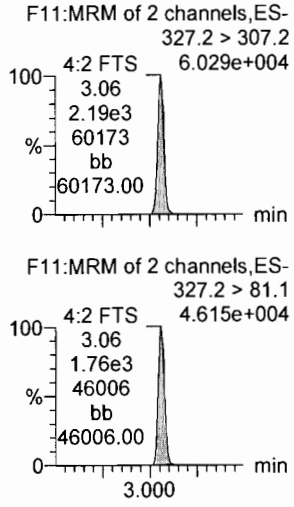

PFHxA

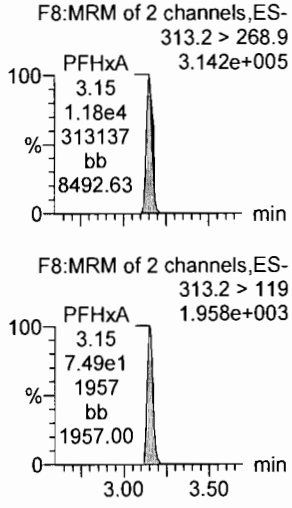

PFPeS

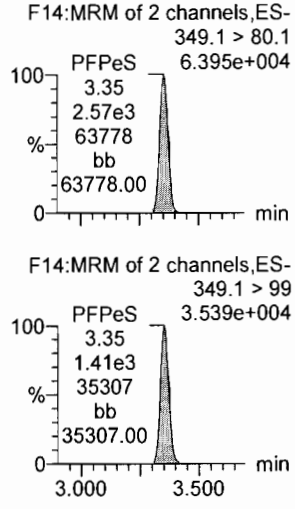

13C3-PFBA

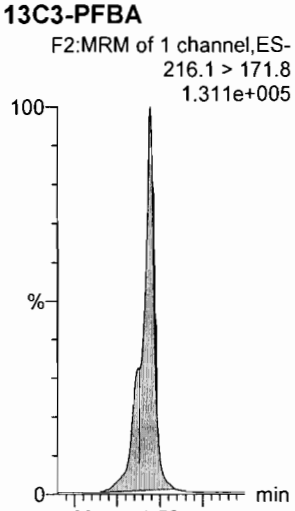

13C3-PFPeA

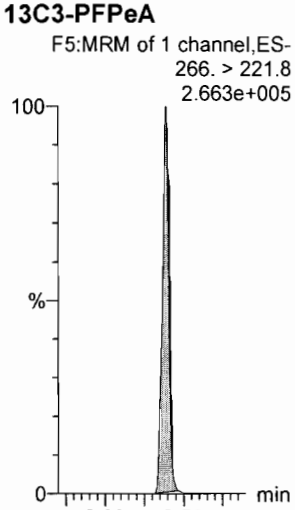

13C3-PFBS

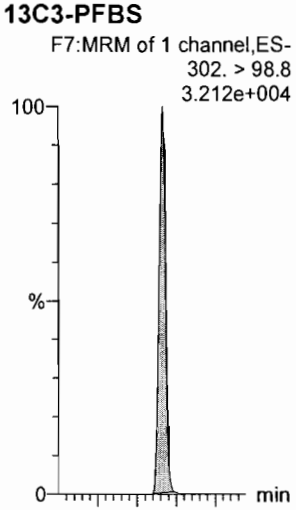

13C3-PFBS

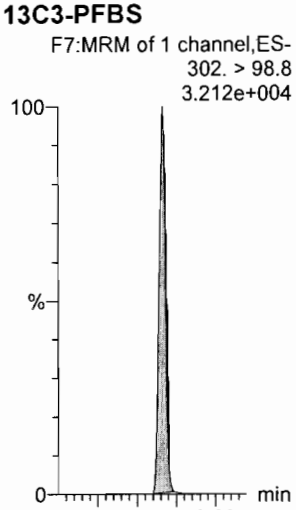

13C2-PFHxA

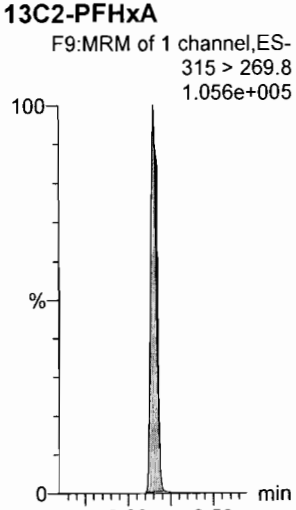

13C3-PFBS

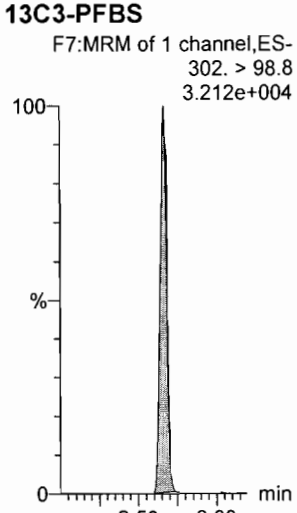

Dataset: F:\Projects\PFAS.PRO\Results\180205M1\180205M1-29.qld

Last Altered: Tuesday, February 06, 2018 09:28:51 Pacific Standard Time
Printed: Tuesday, February 06, 2018 09:30:05 Pacific Standard Time

Name: 180205M1_29, Date: 05-Feb-2018, Time: 17:14:17, ID: ST180205M1-11 PFC CS3 18A3012, Description: PFC CS3 18A3012

PFHpA

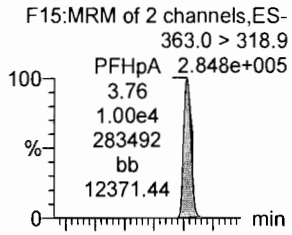

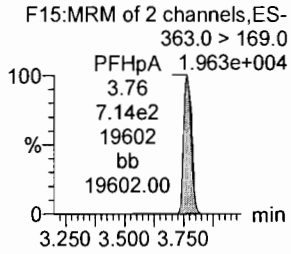

L-PFHxS

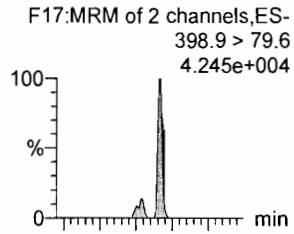

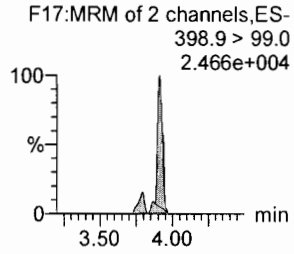

6:2 FTS

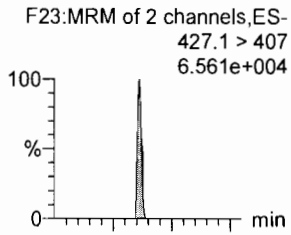

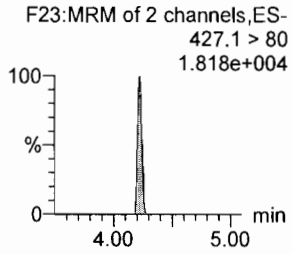

L-PFOA

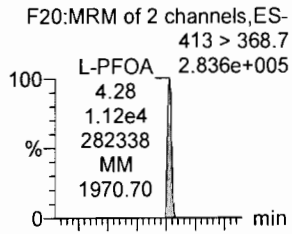

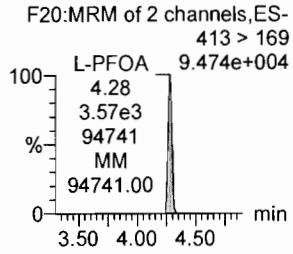

PFHpS

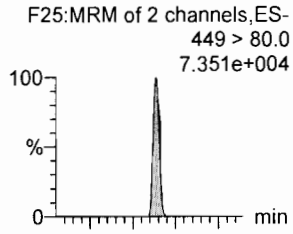

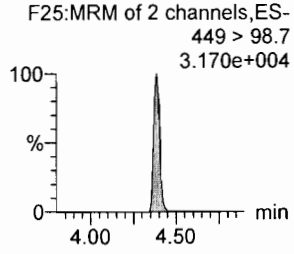

PFNA

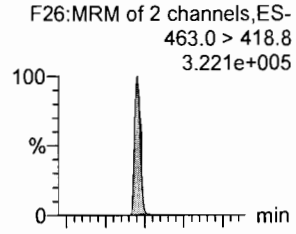

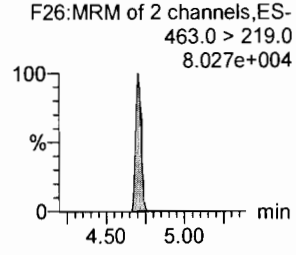

13C4-PFHpA

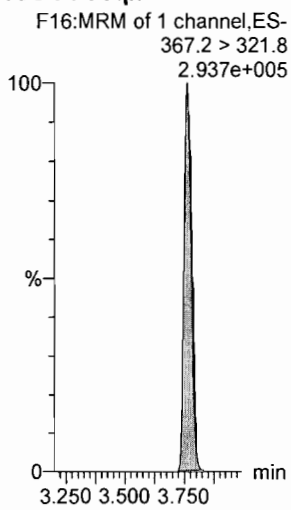

18O2-PFHxS

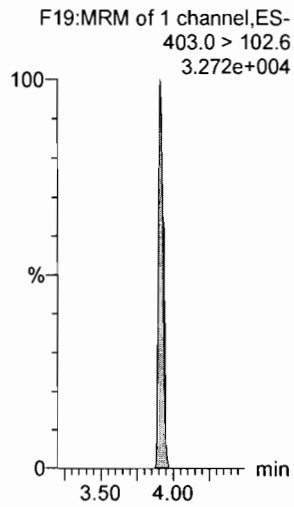

13C2-PFOA

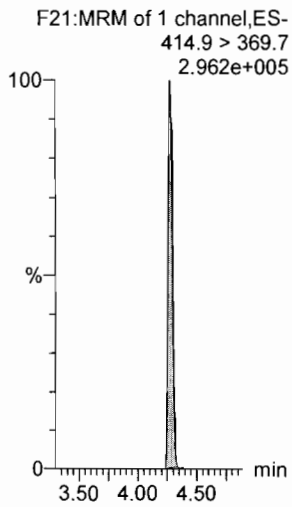

13C2-PFOA

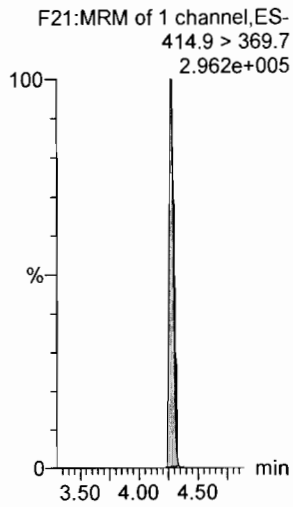

13C8-PFOS

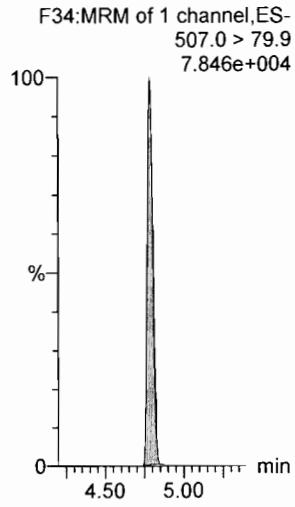

13C5-PFNA

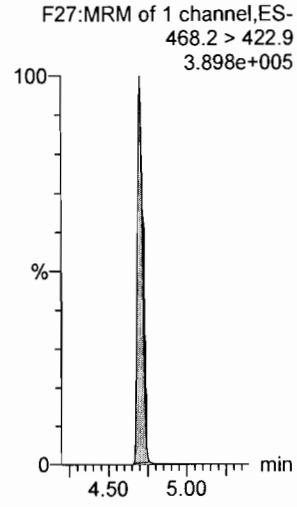

Dataset: F:\Projects\PFAS.PRO\Results\180205M1\180205M1-29.qld

Last Altered: Tuesday, February 06, 2018 09:28:51 Pacific Standard Time
Printed: Tuesday, February 06, 2018 09:30:05 Pacific Standard Time

Name: 180205M1_29, Date: 05-Feb-2018, Time: 17:14:17, ID: ST180205M1-11 PFC CS3 18A3012, Description: PFC CS3 18A3012

PFOSA

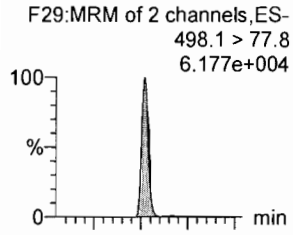

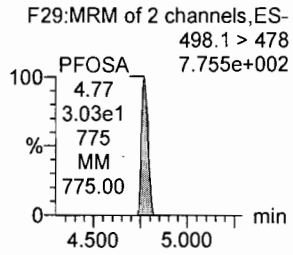

L-PFOS

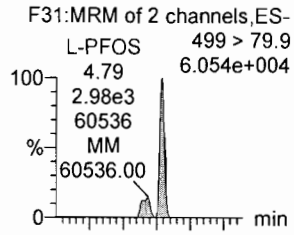

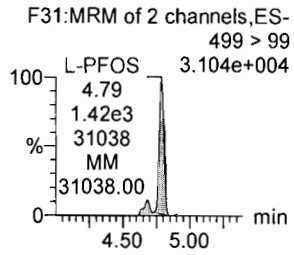

PFDA

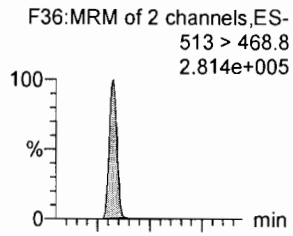

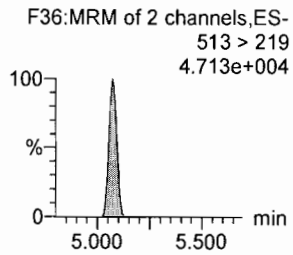

8:2 FTS

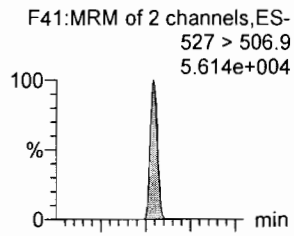

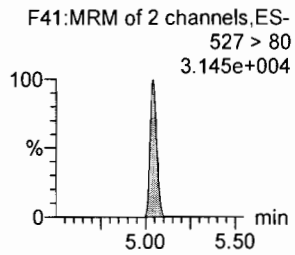

PFNS

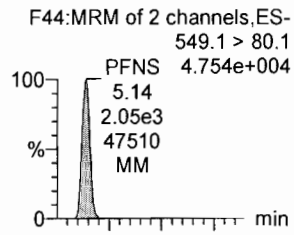

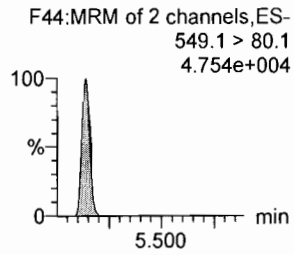

N-MeFOSAA

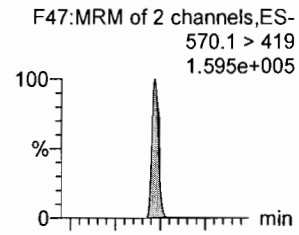

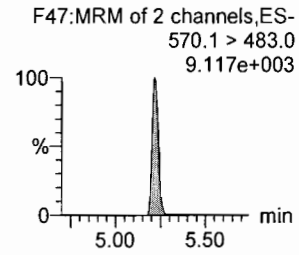

13C8-PFOSA

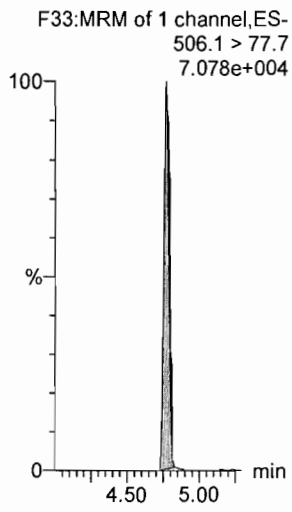

13C8-PFOS

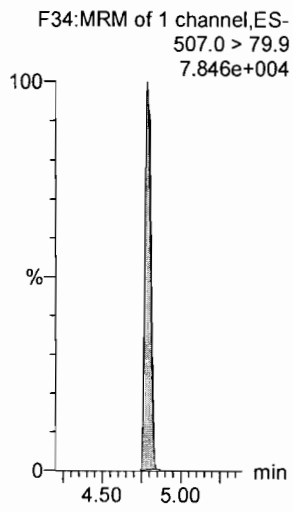

13C2-PFDA

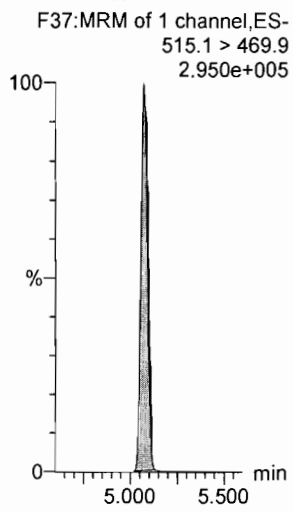

13C2-PFDA

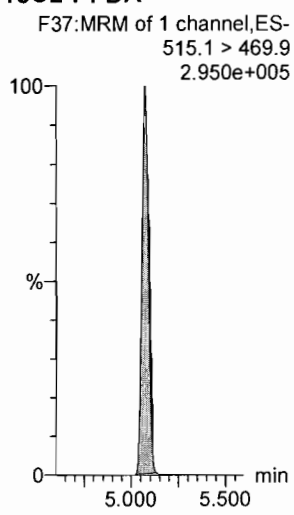

13C8-PFOS

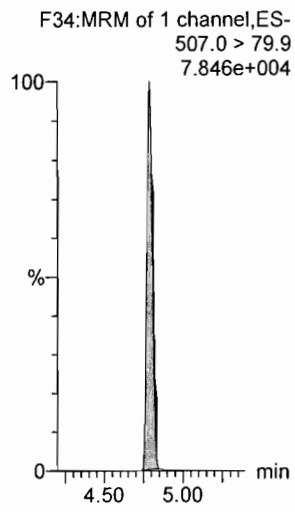

d3-N-MeFOSAA

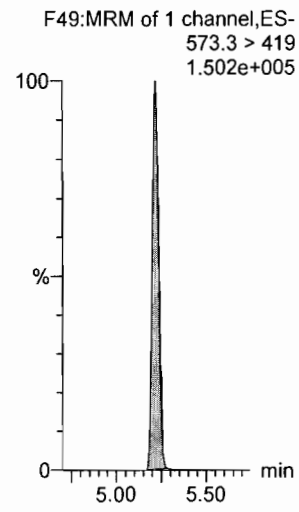

Dataset: F:\Projects\PFAS.PRO\Results\180205M1\180205M1-29.qld

Last Altered: Tuesday, February 06, 2018 09:28:51 Pacific Standard Time
Printed: Tuesday, February 06, 2018 09:30:05 Pacific Standard Time

Name: 180205M1_29, Date: 05-Feb-2018, Time: 17:14:17, ID: ST180205M1-11 PFC CS3 18A3012, Description: PFC CS3 18A3012

N-EtFOSAA

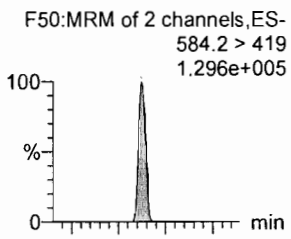

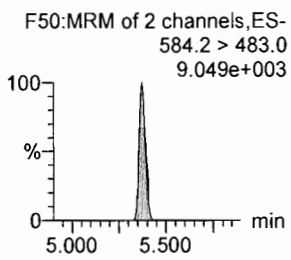

PFUdA

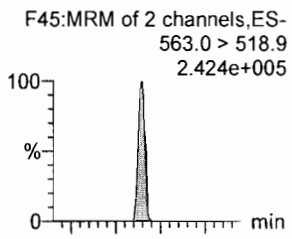

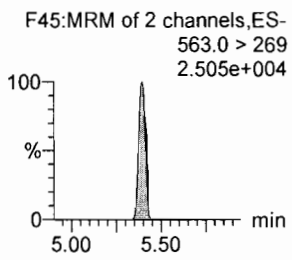

PFDS

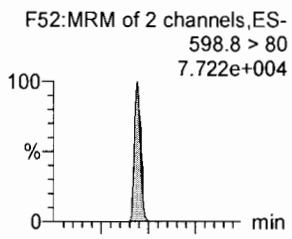

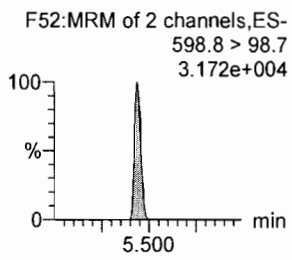

PFDoA

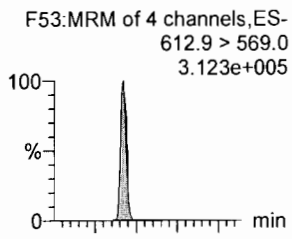

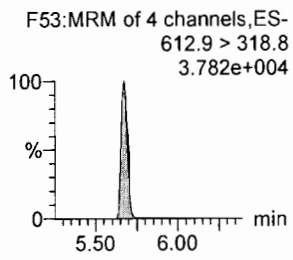

N-MeFOSA

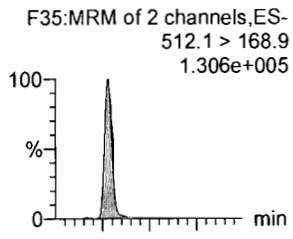

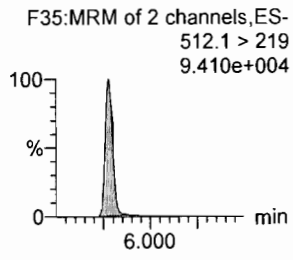

PFTrDA

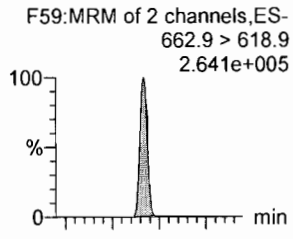

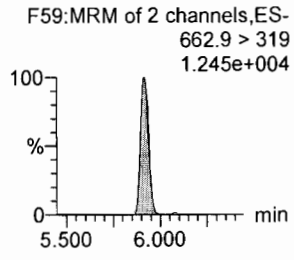

d5-N-EtFOSAA

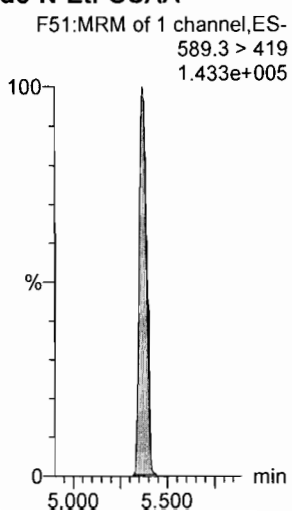

13C2-PFUdA

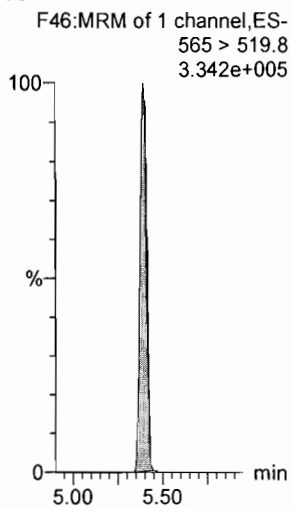

13C2-PFUdA

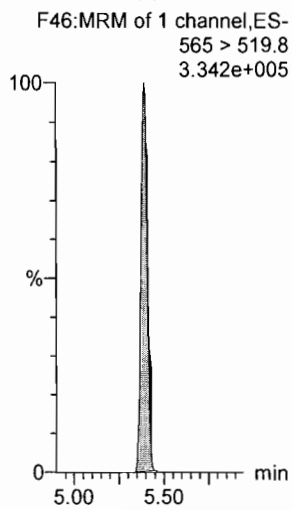

13C2-PFDoA

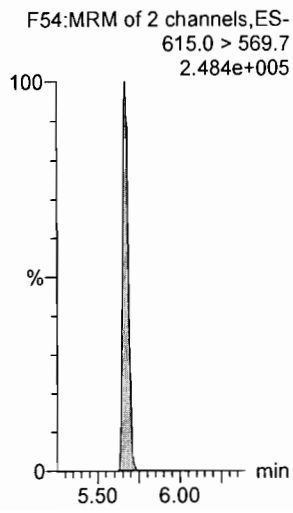

d3-N-MeFOSA

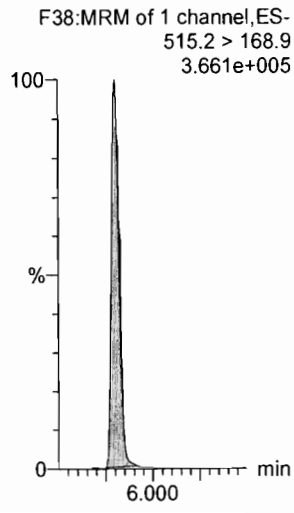

13C2-PFTeDA

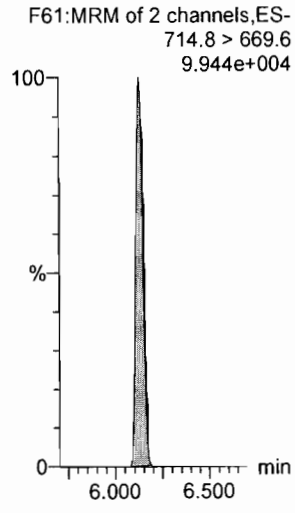

Dataset: F:\Projects\PFAS.PRO\Results\180205M1\180205M1-29.qld

Last Altered: Tuesday, February 06, 2018 09:28:51 Pacific Standard Time
Printed: Tuesday, February 06, 2018 09:30:05 Pacific Standard Time

Name: 180205M1_29, Date: 05-Feb-2018, Time: 17:14:17, ID: ST180205M1-11 PFC CS3 18A3012, Description: PFC CS3 18A3012

PFTeDA

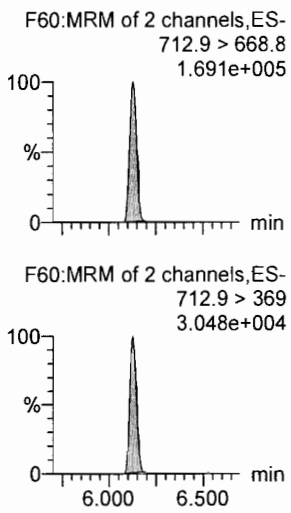

N-EtFOSA

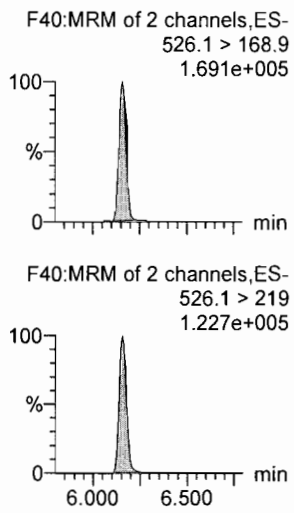

PFHxDA

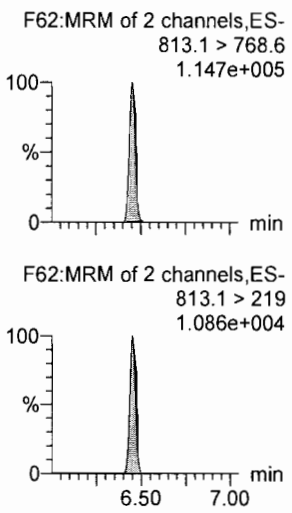

PFODA

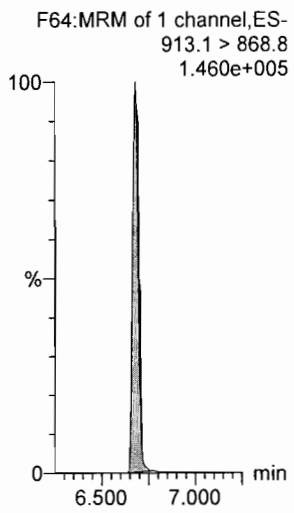

N-MeFOSE

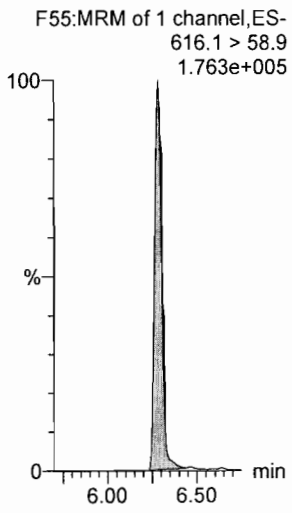

N-EtFOSE

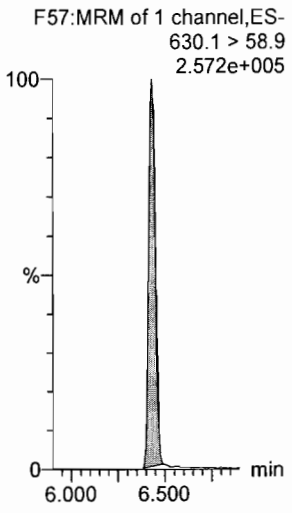

13C2-PFTeDA

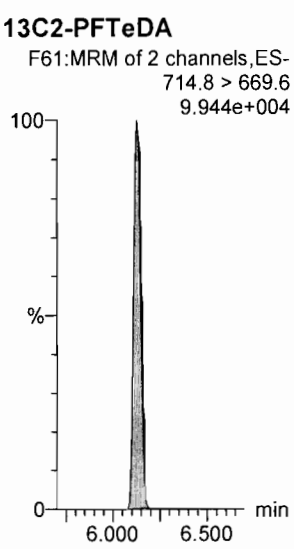

d5-N-ETFOSA

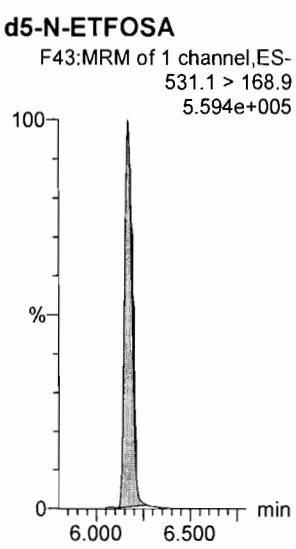

13C2-PFHxDA

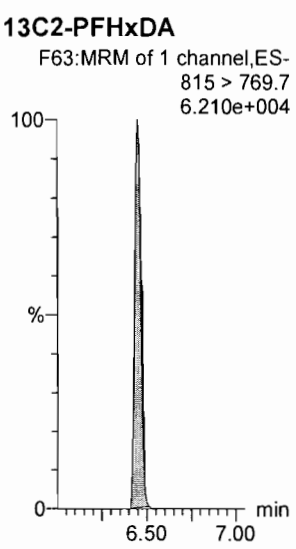

13C2-PFHxDA

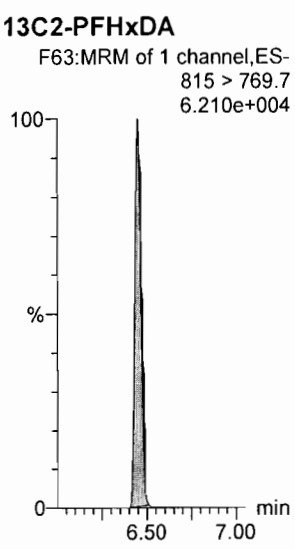

d7-N-MeFOSE

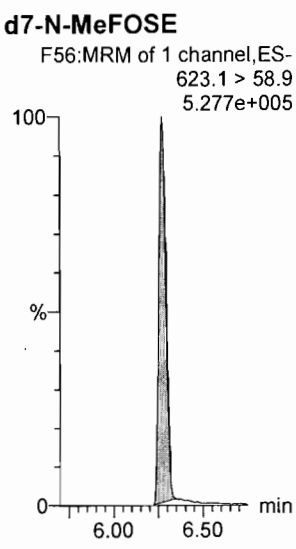

d9-N-EtFOSE

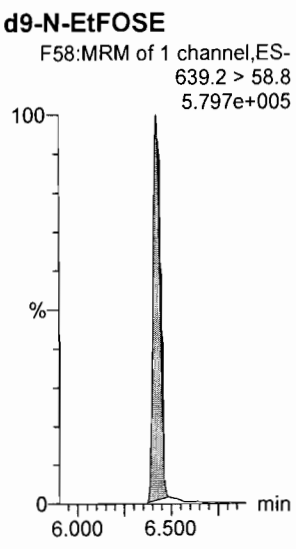

Dataset: F:\Projects\PFAS.PRO\Results\180205M1\180205M1-29.qld

Last Altered: Tuesday, February 06, 2018 09:28:51 Pacific Standard Time
Printed: Tuesday, February 06, 2018 09:30:05 Pacific Standard Time

Name: 180205M1_29, Date: 05-Feb-2018, Time: 17:14:17, ID: ST180205M1-11 PFC CS3 18A3012, Description: PFC CS3 18A3012

13C4-PFBA

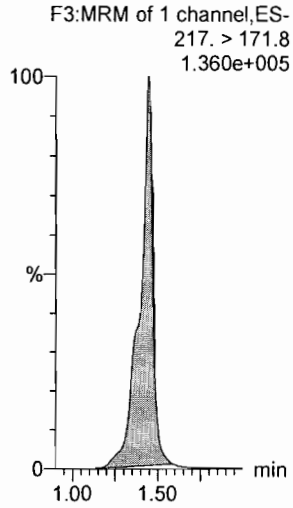

13C5-PFHxA

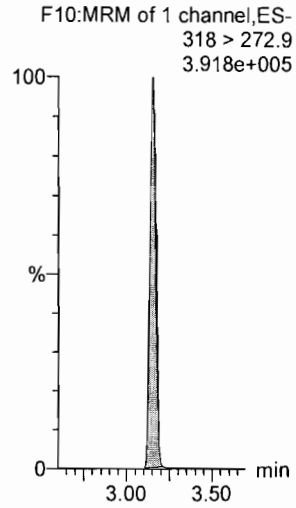

13C3-PFHxS

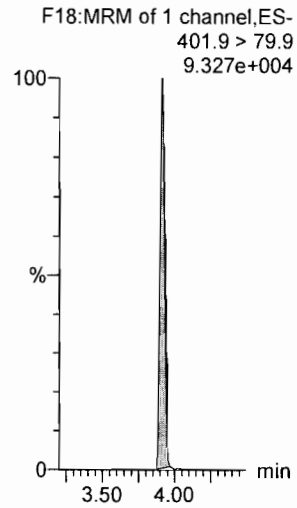

13C8-PFOA

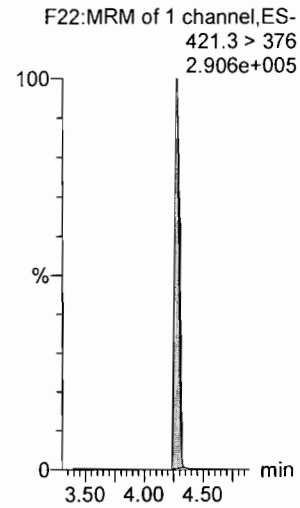

13C9-PFNA

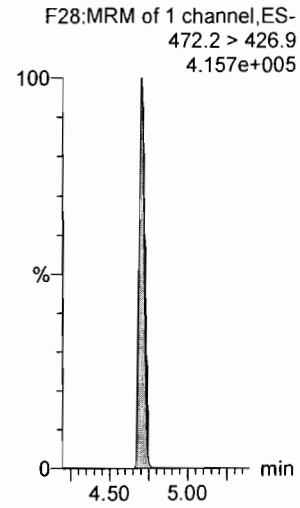

13C4-PFOS

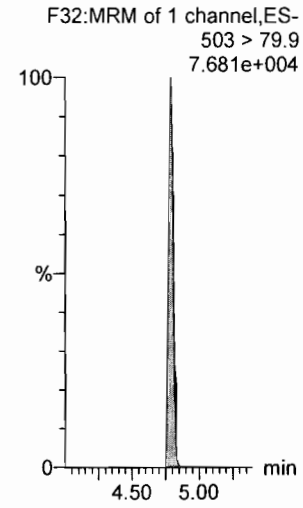

13C6-PFDA

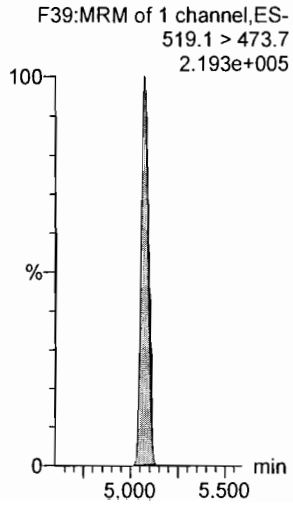

13C7-PFUdA

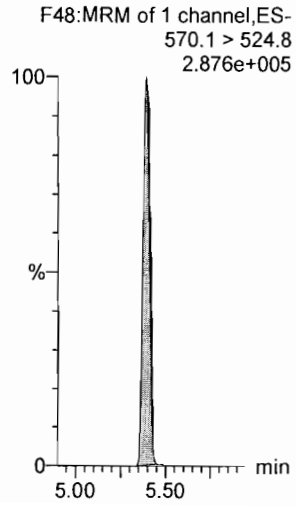

13C2-4:2 FTS

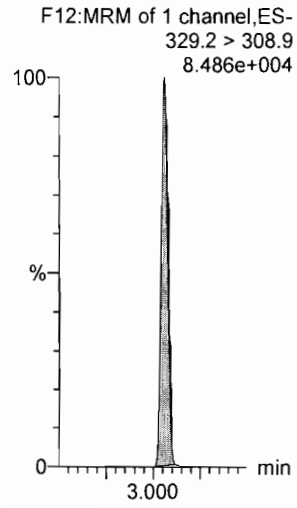

INITIAL CALIBRATION (ICAL)

INCLUDING ASSOCIATED

INITIAL CALIBRATION VERIFICATION (ICV) AND INSTRUMENT BLANK (IB)

Vista Analytical Laboratory

Dataset: U:\Q1.PRO\Results\2018\180129G2\180129G2-CRV.qld

Last Altered: Tuesday, January 30, 2018 09:36:46 Pacific Standard Time
Printed: Tuesday, January 30, 2018 09:38:08 Pacific Standard Time

Method: U:\Q1.PRO\MethDB\PFAS_DW_L14_1214total.mdb 26 Jan 2018 11:13:56
Calibration: U:\Q1.PRO\CurveDB\C18_537_Q1_01-29-18_L14.cdb 30 Jan 2018 09:36:46

1/30/18
01/30/2018

Compound name: PFBS
Coefficient of Determination: R^2 = 0.999763
Calibration curve: 0.00179076 * x^2 + 0.507518 * x
Response type: Internal Std (Ref 19), Area * (IS Conc. / IS Area)
Curve type: 2nd Order, Origin: Force, Weighting: 1/x, Axis trans: None

	#	Name	Type	Std. Conc	RT	Area	IS Area	Response	Conc.	%Dev	Conc. Flag	CoD	CoD Flag	x=excluded
1	1	180129G2_2	Standard	0.443	3.01	61.310	9447.593	0.186	0.4	-17.2	NO	1.000	NO	bb
2	2	180129G2_3	Standard	0.885	3.01	132.874	9546.359	0.399	0.8	-11.3	NO	1.000	NO	bb
3	3	180129G2_4	Standard	1.770	3.01	318.481	10139.941	0.901	1.8	-0.3	NO	1.000	NO	bb
4	4	180129G2_5	Standard	4.420	3.00	800.577	10283.792	2.234	4.3	-1.9	NO	1.000	NO	bb
5	5	180129G2_6	Standard	8.850	3.00	1618.146	9950.917	4.667	8.9	0.7	NO	1.000	NO	bb
6	6	180129G2_7	Standard	22.100	3.00	4325.408	10305.135	12.046	22.0	-0.3	NO	1.000	NO	bd
7	7	180129G2_8	Standard	44.200	3.00	8132.929	8866.648	26.325	44.8	1.3	NO	1.000	NO	bb
8	8	180129G2_9	Standard	66.300	3.00	12859.554	8942.514	41.271	66.0	-0.5	NO	1.000	NO	bb
9	9	180129G2_10	Standard	88.400	2.99	16143.288	7936.719	58.376	87.8	-0.7	NO	1.000	NO	bbX

Compound name: PFHxA
Coefficient of Determination: R^2 = 0.991851
Calibration curve: 0.26171 * x
Response type: Internal Std (Ref 18), Area * (IS Conc. / IS Area)
Curve type: Linear, Origin: Force, Weighting: 1/x, Axis trans: None

	#	Name	Type	Std. Conc	RT	Area	IS Area	Response	Conc.	%Dev	Conc. Flag	CoD	CoD Flag	x=excluded
1	1	180129G2_2	Standard	0.500	3.39	106.289	5522.715	0.192	0.7	47.1	NO	0.992	NO	bb
2	2	180129G2_3	Standard	1.000	3.39	155.903	6520.432	0.239	0.9	-8.6	NO	0.992	NO	MM
3	3	180129G2_4	Standard	2.000	3.39	306.008	5931.468	0.516	2.0	-1.4	NO	0.992	NO	bb
4	4	180129G2_5	Standard	5.000	3.38	578.333	5914.489	0.978	3.7	-25.3	NO	0.992	NO	bb
5	5	180129G2_6	Standard	10.000	3.37	1768.621	5909.164	2.993	11.4	14.4	NO	0.992	NO	bb
6	6	180129G2_7	Standard	25.000	3.37	3663.153	6121.542	5.984	22.9	-8.5	NO	0.992	NO	bb
7	7	180129G2_8	Standard	50.000	3.37	7240.308	5672.433	12.764	48.8	-2.5	NO	0.992	NO	bb
8	8	180129G2_9	Standard	75.000	3.37	11608.540	6391.907	18.161	69.4	-7.5	NO	0.992	NO	bb
9	9	180129G2_10	Standard	100.000	3.37	15369.794	5404.034	28.441	108.7	8.7	NO	0.992	NO	bb

Dataset: U:\Q1.PRO\Results\2018\180129G2\180129G2-CRV.qld

Last Altered: Tuesday, January 30, 2018 09:36:46 Pacific Standard Time
Printed: Tuesday, January 30, 2018 09:38:08 Pacific Standard Time

Compound name: PFHpA
Coefficient of Determination: R^2 = 0.992798
Calibration curve: 0.768523 * x
Response type: Internal Std (Ref 18), Area * (IS Conc. / IS Area)
Curve type: Linear, Origin: Force, Weighting: 1/x, Axis trans: None

	#	Name	Type	Std. Conc	RT	Area	IS Area	Response	Conc.	%Dev	Conc. Flag	CoD	CoD Flag	x=excluded
1	1	180129G2_2	Standard	0.500	3.91	215.487	5522.715	0.390	0.5	1.5	NO	0.993	NO	MM
2	2	180129G2_3	Standard	1.000	3.91	458.088	6520.432	0.703	0.9	-8.6	NO	0.993	NO	bb
3	3	180129G2_4	Standard	2.000	3.91	1014.450	5931.468	1.710	2.2	11.3	NO	0.993	NO	bb
4	4	180129G2_5	Standard	5.000	3.90	2326.326	5914.489	3.933	5.1	2.4	NO	0.993	NO	bb
5	5	180129G2_6	Standard	10.000	3.90	4770.065	5909.164	8.072	10.5	5.0	NO	0.993	NO	bb
6	6	180129G2_7	Standard	25.000	3.90	11224.939	6121.542	18.337	23.9	-4.6	NO	0.993	NO	bb
7	7	180129G2_8	Standard	50.000	3.89	22752.074	5672.433	40.110	52.2	4.4	NO	0.993	NO	bb
8	8	180129G2_9	Standard	75.000	3.90	32434.709	6391.907	50.743	66.0	-12.0	NO	0.993	NO	bb
9	9	180129G2_10	Standard	100.000	3.89	44502.039	5404.034	82.350	107.2	7.2	NO	0.993	NO	bb

Compound name: PFHxS
Coefficient of Determination: R^2 = 0.999331
Calibration curve: 0.00214276 * x^2 + 0.680625 * x
Response type: Internal Std (Ref 19), Area * (IS Conc. / IS Area)
Curve type: 2nd Order, Origin: Force, Weighting: 1/x, Axis trans: None

	#	Name	Type	Std. Conc	RT	Area	IS Area	Response	Conc.	%Dev	Conc. Flag	CoD	CoD Flag	x=excluded
1	1	180129G2_2	Standard	0.455	4.03	90.344	9447.593	0.274	0.4	-11.5	NO	0.999	NO	MM
2	2	180129G2_3	Standard	0.910	4.03	215.433	9546.359	0.648	0.9	4.3	NO	0.999	NO	MM
3	3	180129G2_4	Standard	1.820	4.03	422.104	10139.941	1.195	1.7	-4.1	NO	0.999	NO	MM
4	4	180129G2_5	Standard	4.560	4.02	1141.091	10283.792	3.185	4.6	1.1	NO	0.999	NO	MM
5	5	180129G2_6	Standard	9.120	4.02	2257.545	9950.917	6.511	9.3	1.9	NO	0.999	NO	MM
6	6	180129G2_7	Standard	22.800	4.02	5727.998	10305.135	15.953	21.9	-3.8	NO	0.999	NO	MM
7	7	180129G2_8	Standard	45.600	4.02	11307.294	8866.648	36.600	46.9	2.8	NO	0.999	NO	MM
8	8	180129G2_9	Standard	68.400	4.02	17464.330	8942.514	56.050	67.9	-0.8	NO	0.999	NO	MM
9	9	180129G2_10	Standard	91.200	4.02	22784.658	7936.719	82.392	93.5	2.5	NO	0.999	NO	MMX

Vista Analytical Laboratory

Dataset: U:\Q1.PRO\Results\2018\180129G2\180129G2-CRV.qld

Last Altered: Tuesday, January 30, 2018 09:36:46 Pacific Standard Time
Printed: Tuesday, January 30, 2018 09:38:08 Pacific Standard Time

Compound name: PFOA
Coefficient of Determination: R^2 = 0.998660
Calibration curve: 0.88015 * **x**
Response type: Internal Std (Ref 18), Area * (IS Conc. / IS Area)
Curve type: Linear, Origin: Force, Weighting: 1/x, Axis trans: None

	#	Name	Type	Std. Conc	RT	Area	IS Area	Response	Conc.	%Dev	Conc. Flag	CoD	CoD Flag	x=excluded
1	1	180129G2_2	Standard	0.500	4.32	279.440	5522.715	0.506	0.6	15.0	NO	0.999	NO	bb
2	2	180129G2_3	Standard	1.000	4.32	571.905	6520.432	0.877	1.0	-0.3	NO	0.999	NO	bb
3	3	180129G2_4	Standard	2.000	4.32	978.269	5931.468	1.649	1.9	-6.3	NO	0.999	NO	bb
4	4	180129G2_5	Standard	5.000	4.31	2595.393	5914.489	4.388	5.0	-0.3	NO	0.999	NO	bb
5	5	180129G2_6	Standard	10.000	4.31	5360.475	5909.164	9.071	10.3	3.1	NO	0.999	NO	bb
6	6	180129G2_7	Standard	25.000	4.31	12506.365	6121.542	20.430	23.2	-7.2	NO	0.999	NO	bd
7	7	180129G2_8	Standard	50.000	4.31	25448.545	5672.433	44.864	51.0	1.9	NO	0.999	NO	bd
8	8	180129G2_9	Standard	75.000	4.31	40884.750	6391.907	63.963	72.7	-3.1	NO	0.999	NO	bb
9	9	180129G2_10	Standard	100.000	4.31	48945.082	5404.034	90.571	102.9	2.9	NO	0.999	NO	bb

Compound name: PFNA
Coefficient of Determination: R^2 = 0.994624
Calibration curve: 1.12974 * x
Response type: Internal Std (Ref 18), Area * (IS Conc. / IS Area)
Curve type: Linear, Origin: Force, Weighting: 1/x, Axis trans: None

	#	Name	Type	Std. Conc	RT	Area	IS Area	Response	Conc.	%Dev	Conc. Flag	CoD	CoD Flag	x=excluded
1	1	180129G2_2	Standard	0.500	4.66	306.749	5522.715	0.555	0.5	-1.7	NO	0.995	NO	MM
2	2	180129G2_3	Standard	1.000	4.66	618.521	6520.432	0.949	0.8	-16.0	NO	0.995	NO	bb
3	3	180129G2_4	Standard	2.000	4.65	1402.291	5931.468	2.364	2.1	4.6	NO	0.995	NO	bb
4	4	180129G2_5	Standard	5.000	4.65	3519.690	5914.489	5.951	5.3	5.4	NO	0.995	NO	bb
5	5	180129G2_6	Standard	10.000	4.65	6586.807	5909.164	11.147	9.9	-1.3	NO	0.995	NO	bb
6	6	180129G2_7	Standard	25.000	4.65	17691.918	6121.542	28.901	25.6	2.3	NO	0.995	NO	bb
7	7	180129G2_8	Standard	50.000	4.65	33404.949	5672.433	58.890	52.1	4.3	NO	0.995	NO	bb
8	8	180129G2_9	Standard	75.000	4.65	48240.871	6391.907	75.472	66.8	-10.9	NO	0.995	NO	bb
9	9	180129G2_10	Standard	100.000	4.65	64366.145	5404.034	119.108	105.4	5.4	NO	0.995	NO	bb

Vista Analytical Laboratory

Dataset: U:\Q1.PRO\Results\2018\180129G2\180129G2-CRV.qld

Last Altered: Tuesday, January 30, 2018 09:36:46 Pacific Standard Time
Printed: Tuesday, January 30, 2018 09:38:08 Pacific Standard Time

Compound name: PFOS
Coefficient of Determination: R^2 = 0.994873
Calibration curve: 0.00151377 * x^2 + 0.997045 * x
Response type: Internal Std (Ref 19), Area * (IS Conc. / IS Area)
Curve type: 2nd Order, Origin: Force, Weighting: 1/x, Axis trans: None

	#	Name	Type	Std. Conc	RT	Area	IS Area	Response	Conc.	%Dev	Conc. Flag	CoD	CoD Flag	x=excluded
1	1	180129G2_2	Standard	0.464	4.72	123.171	9447.593	0.374	0.4	-19.2	NO	0.995	NO	MM
2	2	180129G2_3	Standard	0.925	4.71	269.983	9546.359	0.812	0.8	-12.1	NO	0.995	NO	MM
3	3	180129G2_4	Standard	1.850	4.72	542.310	10139.941	1.535	1.5	-17.0	NO	0.995	NO	MM
4	4	180129G2_5	Standard	4.625	4.71	1483.636	10283.792	4.141	4.1	-10.8	NO	0.995	NO	MM
5	5	180129G2_6	Standard	9.250	4.71	3099.421	9950.917	8.939	8.8	-4.4	NO	0.995	NO	MM
6	6	180129G2_7	Standard	23.100	4.71	8377.084	10305.135	23.330	22.6	-2.1	NO	0.995	NO	MM
7	7	180129G2_8	Standard	46.200	4.71	16778.662	8866.648	54.310	50.6	9.5	NO	0.995	NO	MM
8	8	180129G2_9	Standard	69.300	4.71	22836.223	8942.514	73.290	66.7	-3.7	NO	0.995	NO	MM
9	9	180129G2_10	Standard	92.400	4.71	30207.500	7936.719	109.233	95.7	3.5	NO	0.995	NO	MMX

Compound name: PFDA
Coefficient of Determination: R^2 = 0.995611
Calibration curve: -0.00103176 * x^2 + 1.11093 * x
Response type: Internal Std (Ref 18), Area * (IS Conc. / IS Area)
Curve type: 2nd Order, Origin: Force, Weighting: 1/x, Axis trans: None

	#	Name	Type	Std. Conc	RT	Area	IS Area	Response	Conc.	%Dev	Conc. Flag	CoD	CoD Flag	x=excluded
1	1	180129G2_2	Standard	0.500	4.96	326.591	5522.715	0.591	0.5	6.5	NO	0.996	NO	bb
2	2	180129G2_3	Standard	1.000	4.95	709.755	6520.432	1.089	1.0	-1.9	NO	0.996	NO	bd
3	3	180129G2_4	Standard	2.000	4.95	1322.618	5931.468	2.230	2.0	0.5	NO	0.996	NO	bb
4	4	180129G2_5	Standard	5.000	4.95	3447.047	5914.489	5.828	5.3	5.4	NO	0.996	NO	bb
5	5	180129G2_6	Standard	10.000	4.95	6744.058	5909.164	11.413	10.4	3.7	NO	0.996	NO	bb
6	6	180129G2_7	Standard	25.000	4.94	16685.211	6121.542	27.257	25.1	0.5	NO	0.996	NO	bb
7	7	180129G2_8	Standard	50.000	4.95	31376.877	5672.433	55.315	52.3	4.7	NO	0.996	NO	bb
8	8	180129G2_9	Standard	75.000	4.95	44570.047	6391.907	69.729	66.9	-10.8	NO	0.996	NO	bb
9	9	180129G2_10	Standard	100.000	4.95	56933.922	5404.034	105.354	105.1	5.1	NO	0.996	NO	bb

Dataset: U:\Q1.PRO\Results\2018\180129G2\180129G2-CRV.qld

Last Altered: Tuesday, January 30, 2018 09:36:46 Pacific Standard Time
Printed: Tuesday, January 30, 2018 09:38:08 Pacific Standard Time

Compound name: N-MeFOSAA
Coefficient of Determination: R^2 = 0.996526
Calibration curve: 0.000776595 * x^2 + 2.0052 * x
Response type: Internal Std (Ref 20), Area * (IS Conc. / IS Area)
Curve type: 2nd Order, Origin: Force, Weighting: 1/x, Axis trans: None

	#	Name	Type	Std. Conc	RT	Area	IS Area	Response	Conc.	%Dev	Conc. Flag	CoD	CoD Flag	x=excluded
1	1	180129G2_2	Standard	0.500	5.09	164.558	6524.256	1.009	0.5	0.6	NO	0.997	NO	bbX
2	2	180129G2_3	Standard	1.000	5.08	296.050	7226.405	1.639	0.8	-18.3	NO	0.997	NO	bb
3	3	180129G2_4	Standard	2.000	5.08	553.437	7601.546	2.912	1.5	-27.4	NO	0.997	NO	bb
4	4	180129G2_5	Standard	5.000	5.08	1886.553	7811.045	9.661	4.8	-3.8	NO	0.997	NO	bd
5	5	180129G2_6	Standard	10.000	5.07	3777.909	8006.441	18.874	9.4	-6.2	NO	0.997	NO	bb
6	6	180129G2_7	Standard	25.000	5.08	9523.450	6813.125	55.912	27.6	10.4	NO	0.997	NO	bb
7	7	180129G2_8	Standard	50.000	5.07	17335.066	6916.692	100.251	49.1	-1.9	NO	0.997	NO	bb
8	8	180129G2_9	Standard	75.000	5.08	25577.445	6621.112	154.521	74.9	-0.1	NO	0.997	NO	bd
9	9	180129G2_10	Standard	100.000	5.08	32701.105	6298.234	207.684	99.7	-0.3	NO	0.997	NO	bdX

Compound name: N-EtFOSAA
Coefficient of Determination: R^2 = 0.993975
Calibration curve: 1.3819 * x
Response type: Internal Std (Ref 20), Area * (IS Conc. / IS Area)
Curve type: Linear, Origin: Force, Weighting: 1/x, Axis trans: None

	#	Name	Type	Std. Conc	RT	Area	IS Area	Response	Conc.	%Dev	Conc. Flag	CoD	CoD Flag	x=excluded
1	1	180129G2_2	Standard	0.500	5.21	71.572	6524.256	0.439	0.3	-36.5	NO	0.994	NO	bbX
2	2	180129G2_3	Standard	1.000	5.21	261.003	7226.405	1.445	1.0	4.5	NO	0.994	NO	bb
3	3	180129G2_4	Standard	2.000	5.21	428.581	7601.546	2.255	1.6	-18.4	NO	0.994	NO	bb
4	4	180129G2_5	Standard	5.000	5.20	1372.248	7811.045	7.027	5.1	1.7	NO	0.994	NO	bb
5	5	180129G2_6	Standard	10.000	5.20	2742.503	8006.441	13.701	9.9	-0.9	NO	0.994	NO	bb
6	6	180129G2_7	Standard	25.000	5.21	6694.304	6813.125	39.302	28.4	13.8	NO	0.994	NO	bd
7	7	180129G2_8	Standard	50.000	5.21	11009.510	6916.692	63.669	46.1	-7.9	NO	0.994	NO	bb
8	8	180129G2_9	Standard	75.000	5.20	17340.469	6621.112	104.759	75.8	1.1	NO	0.994	NO	bb
9	9	180129G2_10	Standard	100.000	5.20	22214.783	6298.234	141.086	102.1	2.1	NO	0.994	NO	bbX

Dataset: U:\Q1.PRO\Results\2018\180129G2\180129G2-CRV.qld

Last Altered: Tuesday, January 30, 2018 09:36:46 Pacific Standard Time
Printed: Tuesday, January 30, 2018 09:38:08 Pacific Standard Time

Compound name: PFDoA
Coefficient of Determination: R^2 = 0.997207
Calibration curve: 0.000150296 * x^2 + 0.153745 * x
Response type: Internal Std (Ref 18), Area * (IS Conc. / IS Area)
Curve type: 2nd Order, Origin: Force, Weighting: 1/x, Axis trans: None

	#	Name	Type	Std. Conc	RT	Area	IS Area	Response	Conc.	%Dev	Conc. Flag	CoD	CoD Flag	x=excluded
1	1	180129G2_2	Standard	0.500	5.43	46.190	5522.715	0.084	0.5	8.7	NO	0.997	NO	MM
2	2	180129G2_3	Standard	1.000	5.43	72.222	6520.432	0.111	0.7	-28.0	NO	0.997	NO	bb
3	3	180129G2_4	Standard	2.000	5.43	160.377	5931.468	0.270	1.8	-12.2	NO	0.997	NO	bb
4	4	180129G2_5	Standard	5.000	5.42	449.339	5914.489	0.760	4.9	-1.6	NO	0.997	NO	bb
5	5	180129G2_6	Standard	10.000	5.42	1003.145	5909.164	1.698	10.9	9.3	NO	0.997	NO	bb
6	6	180129G2_7	Standard	25.000	5.43	2454.970	6121.542	4.010	25.5	1.8	NO	0.997	NO	bb
7	7	180129G2_8	Standard	50.000	5.43	4708.325	5672.433	8.300	51.4	2.8	NO	0.997	NO	bb
8	8	180129G2_9	Standard	75.000	5.43	7351.315	6391.907	11.501	70.0	-6.6	NO	0.997	NO	bb
9	9	180129G2_10	Standard	100.000	5.43	9394.561	5404.034	17.384	102.8	2.8	NO	0.997	NO	bb

Compound name: PFUnA
Coefficient of Determination: R^2 = 0.997681
Calibration curve: -0.000808758 * x^2 + 1.10548 * x
Response type: Internal Std (Ref 18), Area * (IS Conc. / IS Area)
Curve type: 2nd Order, Origin: Force, Weighting: 1/x, Axis trans: None

	#	Name	Type	Std. Conc	RT	Area	IS Area	Response	Conc.	%Dev	Conc. Flag	CoD	CoD Flag	x=excluded
1	1	180129G2_2	Standard	0.500	5.21	321.212	5522.715	0.582	0.5	5.3	NO	0.998	NO	bb
2	2	180129G2_3	Standard	1.000	5.21	799.552	6520.432	1.226	1.1	11.0	NO	0.998	NO	bb
3	3	180129G2_4	Standard	2.000	5.21	1447.079	5931.468	2.440	2.2	10.5	NO	0.998	NO	bb
4	4	180129G2_5	Standard	5.000	5.21	3671.369	5914.489	6.207	5.6	12.8	NO	0.998	NO	bb
5	5	180129G2_6	Standard	10.000	5.21	7010.019	5909.164	11.863	10.8	8.2	NO	0.998	NO	bb
6	6	180129G2_7	Standard	25.000	5.21	16012.987	6121.542	26.158	24.1	-3.7	NO	0.998	NO	bb
7	7	180129G2_8	Standard	50.000	5.21	30175.393	5672.433	53.197	49.9	-0.1	NO	0.998	NO	bb
8	8	180129G2_9	Standard	75.000	5.21	47316.160	6391.907	74.025	70.6	-5.9	NO	0.998	NO	bb
9	9	180129G2_10	Standard	100.000	5.21	57204.098	5404.034	105.854	103.6	3.6	NO	0.998	NO	bb

Dataset: U:\Q1.PRO\Results\2018\180129G2\180129G2-CRV.qld

Last Altered: Tuesday, January 30, 2018 09:36:46 Pacific Standard Time
Printed: Tuesday, January 30, 2018 09:38:08 Pacific Standard Time

Compound name: PFTrDA
Coefficient of Determination: R^2 = 0.995957
Calibration curve: 1.6329 * x
Response type: Internal Std (Ref 18), Area * (IS Conc. / IS Area)
Curve type: Linear, Origin: Force, Weighting: 1/x, Axis trans: None

	#	Name	Type	Std. Conc	RT	Area	IS Area	Response	Conc.	%Dev	Conc. Flag	CoD	CoD Flag	x=excluded
1	1	180129G2_2	Standard	0.500	5.61	522.974	5522.715	0.947	0.6	16.0	NO	0.996	NO	bb
2	2	180129G2_3	Standard	1.000	5.62	997.564	6520.432	1.530	0.9	-6.3	NO	0.996	NO	bb
3	3	180129G2_4	Standard	2.000	5.62	2175.824	5931.468	3.668	2.2	12.3	NO	0.996	NO	bb
4	4	180129G2_5	Standard	5.000	5.61	5359.593	5914.489	9.062	5.5	11.0	NO	0.996	NO	bb
5	5	180129G2_6	Standard	10.000	5.61	11041.024	5909.164	18.685	11.4	14.4	NO	0.996	NO	bd
6	6	180129G2_7	Standard	25.000	5.62	25826.760	6121.542	42.190	25.8	3.3	NO	0.996	NO	bb
7	7	180129G2_8	Standard	50.000	5.62	48478.344	5672.433	85.463	52.3	4.7	NO	0.996	NO	bb
8	8	180129G2_9	Standard	75.000	5.62	71669.977	6391.907	112.126	68.7	-8.4	NO	0.996	NO	bb
9	9	180129G2_10	Standard	100.000	5.62	89038.469	5404.034	164.763	100.9	0.9	NO	0.996	NO	bb

Compound name: PFTeDA
Coefficient of Determination: R^2 = 0.997155
Calibration curve: 1.55255 * x
Response type: Internal Std (Ref 18), Area * (IS Conc. / IS Area)
Curve type: Linear, Origin: Force, Weighting: 1/x, Axis trans: None

	#	Name	Type	Std. Conc	RT	Area	IS Area	Response	Conc.	%Dev	Conc. Flag	CoD	CoD Flag	x=excluded
1	1	180129G2_2	Standard	0.500	5.79	456.300	5522.715	0.826	0.5	6.4	NO	0.997	NO	bd
2	2	180129G2_3	Standard	1.000	5.79	1053.266	6520.432	1.615	1.0	4.0	NO	0.997	NO	bb
3	3	180129G2_4	Standard	2.000	5.79	2145.865	5931.468	3.618	2.3	16.5	NO	0.997	NO	bb
4	4	180129G2_5	Standard	5.000	5.78	5010.533	5914.489	8.472	5.5	9.1	NO	0.997	NO	bb
5	5	180129G2_6	Standard	10.000	5.78	9638.237	5909.164	16.311	10.5	5.1	NO	0.997	NO	bb
6	6	180129G2_7	Standard	25.000	5.78	24340.162	6121.542	39.761	25.6	2.4	NO	0.997	NO	bd
7	7	180129G2_8	Standard	50.000	5.78	46482.254	5672.433	81.944	52.8	5.6	NO	0.997	NO	bb
8	8	180129G2_9	Standard	75.000	5.78	68989.086	6391.907	107.932	69.5	-7.3	NO	0.997	NO	bb
9	9	180129G2_10	Standard	100.000	5.78	84508.000	5404.034	156.379	100.7	0.7	NO	0.997	NO	bb

Dataset: U:\Q1.PRO\Results\2018\180129G2\180129G2-CRV.qld

Last Altered: Tuesday, January 30, 2018 09:36:46 Pacific Standard Time
Printed: Tuesday, January 30, 2018 09:38:08 Pacific Standard Time

Compound name: 13C2-PFHxA
Response Factor: 0.392582
RRF SD: 0.0332836, Relative SD: 8.47812
Response type: Internal Std (Ref 18), Area * (IS Conc. / IS Area)
Curve type: RF

	#	Name	Type	Std. Conc	RT	Area	IS Area	Response	Conc.	%Dev	Conc. Flag	CoD	CoD Flag	x=excluded
1	1	180129G2_2	Standard	10.000	3.39	2344.968	5522.715	4.246	10.8	8.2	NO		NO	bb
2	2	180129G2_3	Standard	10.000	3.39	2312.849	6520.432	3.547	9.0	-9.6	NO		NO	bb
3	3	180129G2_4	Standard	10.000	3.39	2253.413	5931.468	3.799	9.7	-3.2	NO		NO	bb
4	4	180129G2_5	Standard	10.000	3.37	2283.167	5914.489	3.860	9.8	-1.7	NO		NO	bb
5	5	180129G2_6	Standard	10.000	3.37	2512.566	5909.164	4.252	10.8	8.3	NO		NO	bb
6	6	180129G2_7	Standard	10.000	3.37	2228.819	6121.542	3.641	9.3	-7.3	NO		NO	bb
7	7	180129G2_8	Standard	10.000	3.37	2374.590	5672.433	4.186	10.7	6.6	NO		NO	bb
8	8	180129G2_9	Standard	10.000	3.37	2220.686	6391.907	3.474	8.8	-11.5	NO		NO	bb
9	9	180129G2_10	Standard	10.000	3.37	2338.105	5404.034	4.327	11.0	10.2	NO		NO	bb

Compound name: 13C2-PFDA
Response Factor: 0.88686
RRF SD: 0.0907848, Relative SD: 10.2367
Response type: Internal Std (Ref 18), Area * (IS Conc. / IS Area)
Curve type: RF

	#	Name	Type	Std. Conc	RT	Area	IS Area	Response	Conc.	%Dev	Conc. Flag	CoD	CoD Flag	x=excluded
1	1	180129G2_2	Standard	10.000	4.96	5521.228	5522.715	9.997	11.3	12.7	NO		NO	bd
2	2	180129G2_3	Standard	10.000	4.95	5150.105	6520.432	7.898	8.9	-10.9	NO		NO	bb
3	3	180129G2_4	Standard	10.000	4.95	5427.177	5931.468	9.150	10.3	3.2	NO		NO	bb
4	4	180129G2_5	Standard	10.000	4.95	5708.799	5914.489	9.652	10.9	8.8	NO		NO	bb
5	5	180129G2_6	Standard	10.000	4.94	5297.367	5909.164	8.965	10.1	1.1	NO		NO	bb
6	6	180129G2_7	Standard	10.000	4.95	5557.292	6121.542	9.078	10.2	2.4	NO		NO	bb
7	7	180129G2_8	Standard	10.000	4.94	5202.040	5672.433	9.171	10.3	3.4	NO		NO	bb
8	8	180129G2_9	Standard	10.000	4.95	4466.409	6391.907	6.988	7.9	-21.2	NO		NO	bb
9	9	180129G2_10	Standard	10.000	4.95	4819.536	5404.034	8.918	10.1	0.6	NO		NO	bb

Dataset: U:\Q1.PRO\Results\2018\180129G2\180129G2-CRV.qld

Last Altered: Tuesday, January 30, 2018 09:36:46 Pacific Standard Time
Printed: Tuesday, January 30, 2018 09:38:08 Pacific Standard Time

Compound name: d5-N-EtFOSAA
Response Factor: 1.04882
RRF SD: 0.0456862, Relative SD: 4.35595
Response type: Internal Std (Ref 20), Area * (IS Conc. / IS Area)
Curve type: RF

	#	Name	Type	Std. Conc	RT	Area	IS Area	Response	Conc.	%Dev	Conc. Flag	CoD	CoD Flag	x=excluded
1	1	180129G2_2	Standard	40.000	5.21	7446.266	6524.256	45.653	43.5	8.8	NO		NO	bbX
2	2	180129G2_3	Standard	40.000	5.21	7739.445	7226.405	42.840	40.8	2.1	NO		NO	bd
3	3	180129G2_4	Standard	40.000	5.20	8210.421	7601.546	43.204	41.2	3.0	NO		NO	bb
4	4	180129G2_5	Standard	40.000	5.20	8385.755	7811.045	42.943	40.9	2.4	NO		NO	bb
5	5	180129G2_6	Standard	40.000	5.20	7946.011	8006.441	39.698	37.9	-5.4	NO		NO	bb
6	6	180129G2_7	Standard	40.000	5.20	7547.435	6813.125	44.311	42.2	5.6	NO		NO	bb
7	7	180129G2_8	Standard	40.000	5.20	7086.792	6916.692	40.984	39.1	-2.3	NO		NO	bb
8	8	180129G2_9	Standard	40.000	5.20	6569.811	6621.112	39.690	37.8	-5.4	NO		NO	bd
9	9	180129G2_10	Standard	40.000	5.19	6585.460	6298.234	41.824	39.9	-0.3	NO		NO	bbX

Compound name: 13C2-PFOA
Response Factor: 1
RRF SD: 0, Relative SD: 0
Response type: Internal Std (Ref 18), Area * (IS Conc. / IS Area)
Curve type: RF

	#	Name	Type	Std. Conc	RT	Area	IS Area	Response	Conc.	%Dev	Conc. Flag	CoD	CoD Flag	x=excluded
1	1	180129G2_2	Standard	10.000	4.32	5522.715	5522.715	10.000	10.0	0.0	NO		NO	bb
2	2	180129G2_3	Standard	10.000	4.32	6520.432	6520.432	10.000	10.0	0.0	NO		NO	bb
3	3	180129G2_4	Standard	10.000	4.32	5931.468	5931.468	10.000	10.0	0.0	NO		NO	bb
4	4	180129G2_5	Standard	10.000	4.31	5914.489	5914.489	10.000	10.0	0.0	NO		NO	bb
5	5	180129G2_6	Standard	10.000	4.31	5909.164	5909.164	10.000	10.0	0.0	NO		NO	bd
6	6	180129G2_7	Standard	10.000	4.31	6121.542	6121.542	10.000	10.0	0.0	NO		NO	bb
7	7	180129G2_8	Standard	10.000	4.31	5672.433	5672.433	10.000	10.0	0.0	NO		NO	bb
8	8	180129G2_9	Standard	10.000	4.31	6391.907	6391.907	10.000	10.0	0.0	NO		NO	bd
9	9	180129G2_10	Standard	10.000	4.31	5404.034	5404.034	10.000	10.0	0.0	NO		NO	bb

Vista Analytical Laboratory

Dataset: U:\Q1.PRO\Results\2018\180129G2\180129G2-CRV.qld

Last Altered: Tuesday, January 30, 2018 09:36:46 Pacific Standard Time
Printed: Tuesday, January 30, 2018 09:38:08 Pacific Standard Time

Compound name: 13C4-PFOS
Response Factor: 1
RRF SD: 9.3831e-017, Relative SD: 9.3831e-015
Response type: Internal Std (Ref 19), Area * (IS Conc. / IS Area)
Curve type: RF

	#	Name	Type	Std. Conc	RT	Area	IS Area	Response	Conc.	%Dev	Conc. Flag	CoD	CoD Flag	x=excluded
1	1	180129G2_2	Standard	28.700	4.72	9447.593	9447.593	28.700	28.7	0.0	NO		NO	bb
2	2	180129G2_3	Standard	28.700	4.72	9546.359	9546.359	28.700	28.7	0.0	NO		NO	bb
3	3	180129G2_4	Standard	28.700	4.72	10139.941	10139.941	28.700	28.7	0.0	NO		NO	bd
4	4	180129G2_5	Standard	28.700	4.71	10283.792	10283.792	28.700	28.7	0.0	NO		NO	bb
5	5	180129G2_6	Standard	28.700	4.71	9950.917	9950.917	28.700	28.7	0.0	NO		NO	bb
6	6	180129G2_7	Standard	28.700	4.71	10305.135	10305.135	28.700	28.7	0.0	NO		NO	bb
7	7	180129G2_8	Standard	28.700	4.71	8866.648	8866.648	28.700	28.7	0.0	NO		NO	bb
8	8	180129G2_9	Standard	28.700	4.71	8942.514	8942.514	28.700	28.7	0.0	NO		NO	bb
9	9	180129G2_10	Standard	28.700	4.71	7936.719	7936.719	28.700	28.7	0.0	NO		NO	bbX

Compound name: d3-N-MeFOSAA
Response Factor: 1
RRF SD: 0, Relative SD: 0
Response type: Internal Std (Ref 20), Area * (IS Conc. / IS Area)
Curve type: RF

	#	Name	Type	Std. Conc	RT	Area	IS Area	Response	Conc.	%Dev	Conc. Flag	CoD	CoD Flag	x=excluded
1	1	180129G2_2	Standard	40.000	5.08	6524.256	6524.256	40.000	40.0	0.0	NO		NO	MMX
2	2	180129G2_3	Standard	40.000	5.08	7226.405	7226.405	40.000	40.0	0.0	NO		NO	bb
3	3	180129G2_4	Standard	40.000	5.08	7601.546	7601.546	40.000	40.0	0.0	NO		NO	bb
4	4	180129G2_5	Standard	40.000	5.07	7811.045	7811.045	40.000	40.0	0.0	NO		NO	bb
5	5	180129G2_6	Standard	40.000	5.07	8006.441	8006.441	40.000	40.0	0.0	NO		NO	bb
6	6	180129G2_7	Standard	40.000	5.07	6813.125	6813.125	40.000	40.0	0.0	NO		NO	bb
7	7	180129G2_8	Standard	40.000	5.07	6916.692	6916.692	40.000	40.0	0.0	NO		NO	bb
8	8	180129G2_9	Standard	40.000	5.07	6621.112	6621.112	40.000	40.0	0.0	NO		NO	bb
9	9	180129G2_10	Standard	40.000	5.07	6298.234	6298.234	40.000	40.0	0.0	NO		NO	bbX

Vista Analytical Laboratory

Dataset: U:\Q1.PRO\Results\2018\180129G2\180129G2-CRV.qld

Last Altered: Tuesday, January 30, 2018 09:36:46 Pacific Standard Time
Printed: Tuesday, January 30, 2018 09:42:41 Pacific Standard Time

Method: U:\Q1.PRO\MethDB\PFAS_DW_L14_1214total.mdb 26 Jan 2018 11:13:56
Calibration: U:\Q1.PRO\CurveDB\C18_537_Q1_01-29-18_L14.cdb 30 Jan 2018 09:36:46

Name: 180129G2_2, Date: 29-Jan-2018, Time: 16:05:26, ID: ST180129G2-1 PFC CS-3 537 18A2408, Description: PFC CS-3 537 18A2408

	#	Name	CoD	CoD Flag	%RSD
1	1	PFBS	0.9998	NO	
2	2	PFHxA	0.9919	NO	
3	3	PFHpA	0.9928	NO	
4	4	PFHxS	0.9993	NO	
5	5	PFOA	0.9987	NO	
6	6	PFNA	0.9946	NO	
7	7	PFOS	0.9949	NO	
8	8	PFDA	0.9956	NO	
9	9	N-MeFOSAA	0.9965	NO	
10	10	N-EtFOSAA	0.9940	NO	
11	11	PFDoA	0.9972	NO	
12	12	PFUnA	0.9977	NO	
13	13	PFTrDA	0.9960	NO	
14	14	PFTeDA	0.9972	NO	
15	15	13C2-PFHxA		NO	8.478
16	16	13C2-PFDA		NO	10.237
17	17	d5-N-EtFOSAA		NO	4.356
18	18	13C2-PFOA		NO	0.000
19	19	13C4-PFOS		NO	0.000
20	20	d3-N-MeFOSAA		NO	0.000

Vista Analytical Laboratory

Dataset: Untitled

Last Altered: Tuesday, January 30, 2018 09:47:28 Pacific Standard Time
Printed: Tuesday, January 30, 2018 09:48:33 Pacific Standard Time

Method: U:\Q1.PRO\MethDB\PFAS_DW_L14_1214total.mdb 26 Jan 2018 11:13:56
Calibration: U:\Q1.PRO\CurveDB\C18_537_Q1_01-29-18_L14.cdb 30 Jan 2018 09:36:46

Compound name: PFBS

	Name	ID	Acq.Date	Acq.Time
1	180129G2_1	IPA	29-Jan-18	15:53:04
2	180129G2_2	ST180129G2-1 PFC CS-3 537 18A2408	29-Jan-18	16:05:26
3	180129G2_3	ST180129G2-2 PFC CS-2 537 18A2409	29-Jan-18	16:17:48
4	180129G2_4	ST180129G2-3 PFC CS-1 537 18A2512	29-Jan-18	16:30:12
5	180129G2_5	ST180129G2-4 PFC CS0 537 18A2410	29-Jan-18	16:42:37
6	180129G2_6	ST180129G2-5 PFC CS1 537 18A2411	29-Jan-18	16:55:04
7	180129G2_7	ST180129G2-6 PFC CS2 537 18A2412	29-Jan-18	17:07:28
8	180129G2_8	ST180129G2-7 PFC CS3 537 18A2413	29-Jan-18	17:19:53
9	180129G2_9	ST180129G2-8 PFC CS4 537 18A2414	29-Jan-18	17:32:19
10	180129G2_10	ST180129G2-9 PFC CS5 537 18A2415	29-Jan-18	17:44:44
11	180129G2_11	IPA	29-Jan-18	17:57:05
12	180129G2_12	ICV180129G2-1 PFC ICV 537 18A2416	29-Jan-18	18:09:32
13	180129G2_13	IPA	29-Jan-18	18:21:54

Dataset: U:\Q1.PRO\Results\2018\180129G2\180129G2-CRV.qld

Last Altered: Tuesday, January 30, 2018 09:36:46 Pacific Standard Time
Printed: Tuesday, January 30, 2018 09:38:42 Pacific Standard Time

Method: U:\Q1.PRO\MethDB\PFAS_DW_L14_1214total.mdb 26 Jan 2018 11:13:56
Calibration: U:\Q1.PRO\CurveDB\C18_537_Q1_01-29-18_L14.cdb 30 Jan 2018 09:36:46

Compound name: PFBS
Coefficient of Determination: R^2 = 0.999763
Calibration curve: 0.00179076 * x^2 + 0.507518 * x
Response type: Internal Std (Ref 19), Area * (IS Conc. / IS Area)
Curve type: 2nd Order, Origin: Force, Weighting: 1/x, Axis trans: None

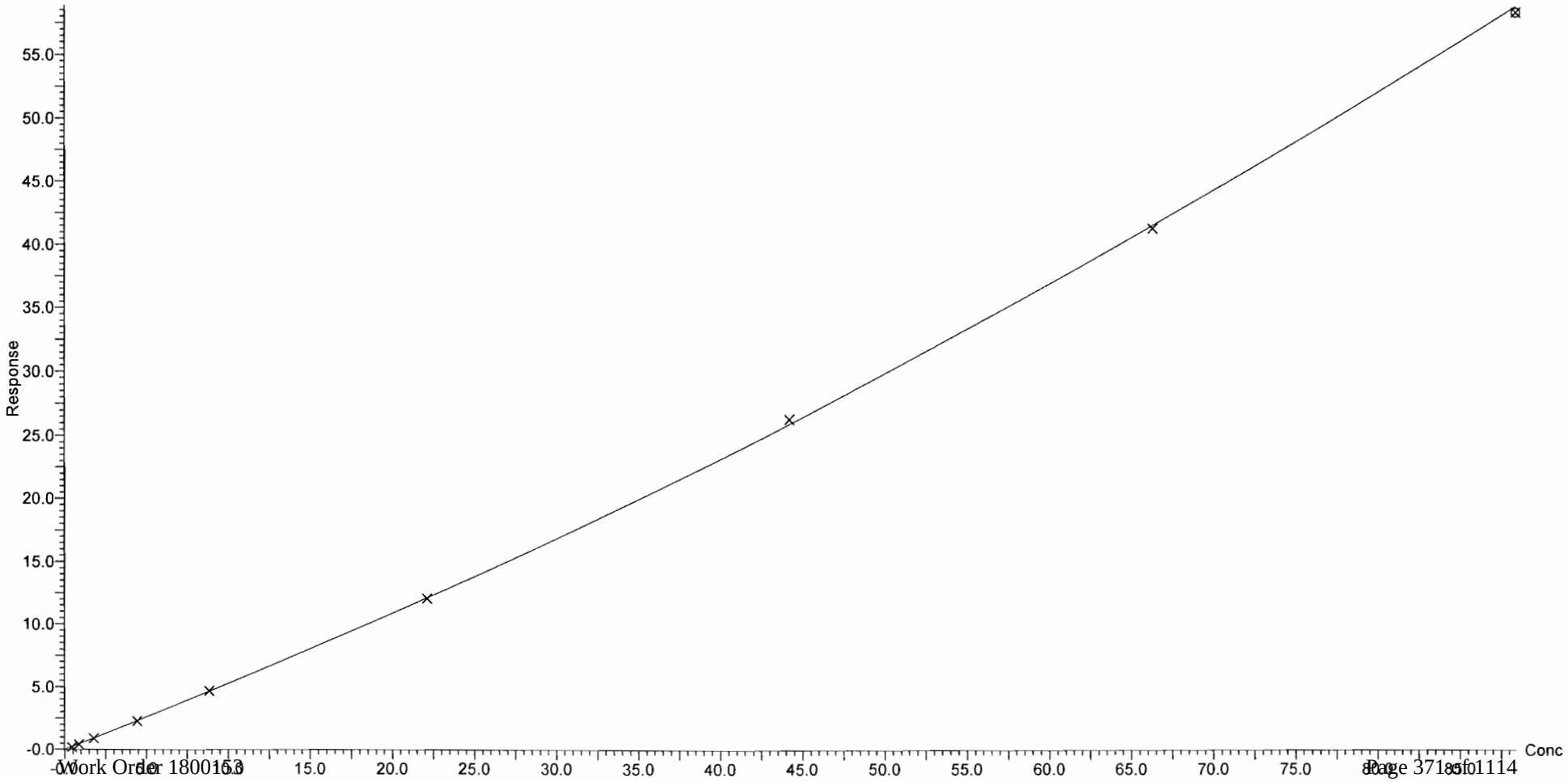

Dataset: U:\Q1.PRO\Results\2018\180129G2\180129G2-CRV.qld

Last Altered: Tuesday, January 30, 2018 09:36:46 Pacific Standard Time
Printed: Tuesday, January 30, 2018 09:38:42 Pacific Standard Time

Compound name: PFHxA
Coefficient of Determination: R^2 = 0.991851
Calibration curve: 0.26171 * x
Response type: Internal Std (Ref 18), Area * (IS Conc. / IS Area)
Curve type: Linear, Origin: Force, Weighting: 1/x, Axis trans: None

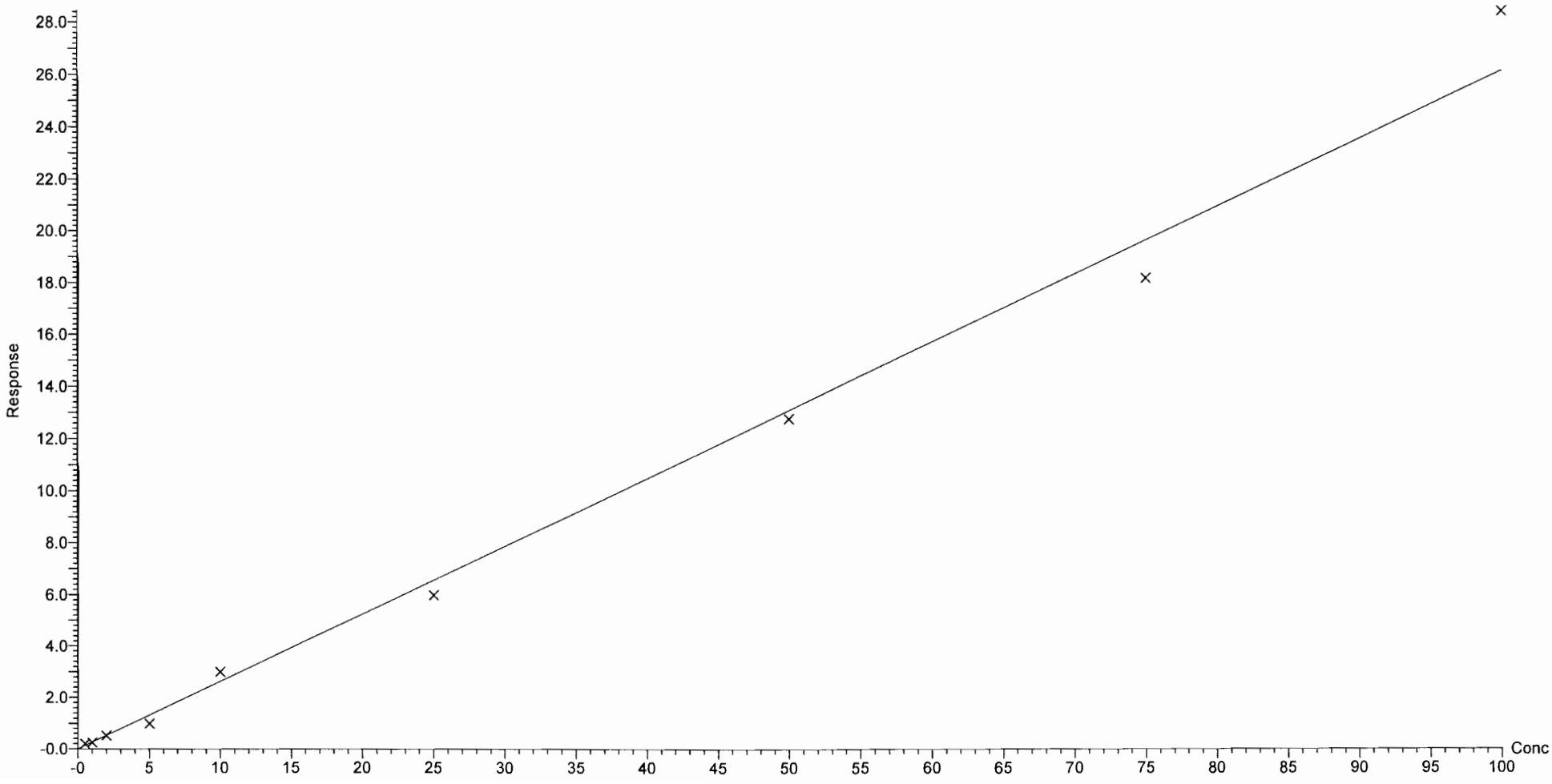

Dataset: U:\Q1.PRO\Results\2018\180129G2\180129G2-CRV.qld

Last Altered: Tuesday, January 30, 2018 09:36:46 Pacific Standard Time
Printed: Tuesday, January 30, 2018 09:38:42 Pacific Standard Time

Compound name: PFHpA
Coefficient of Determination: R^2 = 0.992798
Calibration curve: 0.768523 * x
Response type: Internal Std (Ref 18), Area * (IS Conc. / IS Area)
Curve type: Linear, Origin: Force, Weighting: 1/x, Axis trans: None

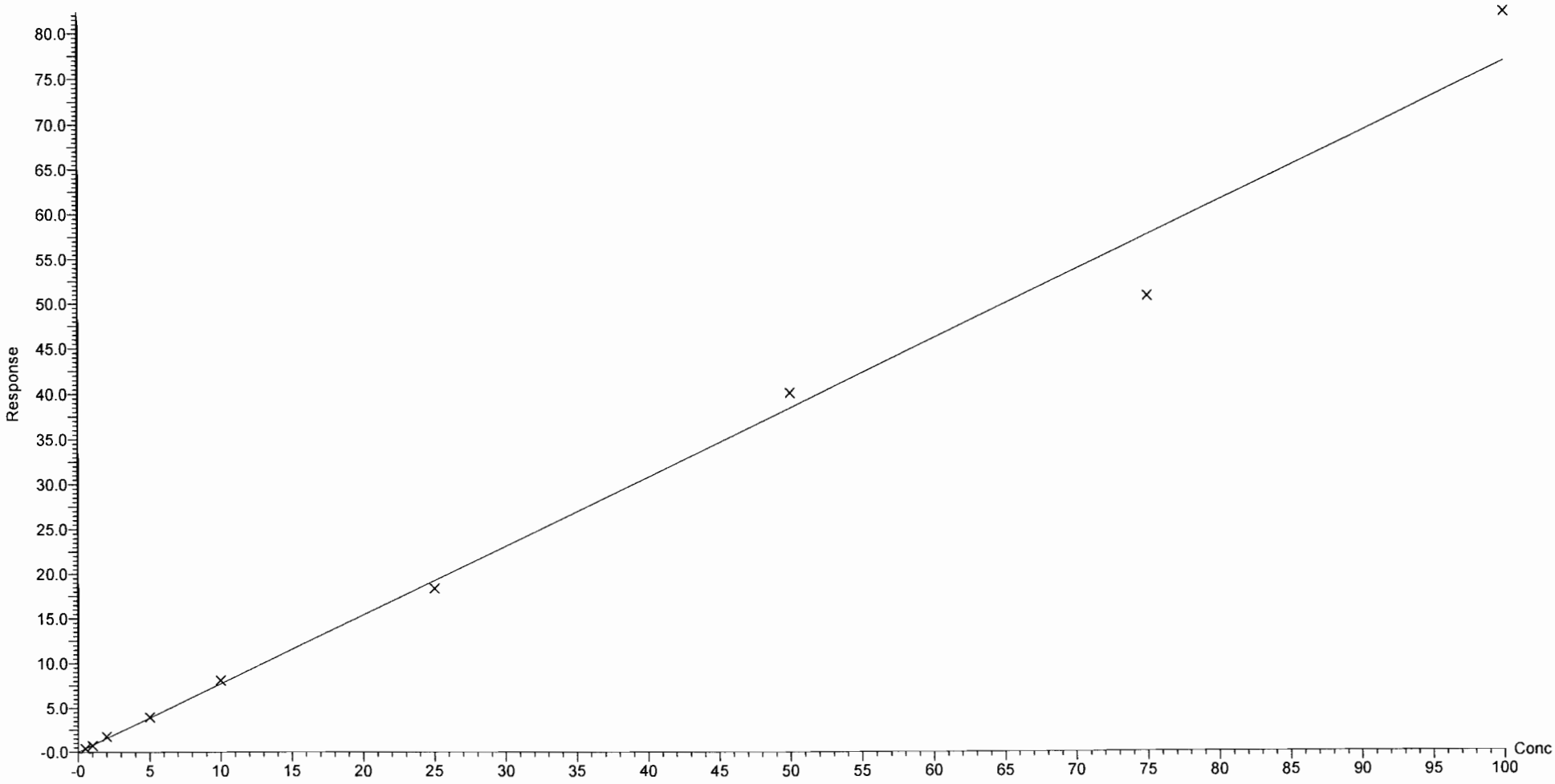

Dataset: U:\Q1.PRO\Results\2018\180129G2\180129G2-CRV.qld

Last Altered: Tuesday, January 30, 2018 09:36:46 Pacific Standard Time
Printed: Tuesday, January 30, 2018 09:38:42 Pacific Standard Time

Compound name: PFHxS
Coefficient of Determination: R^2 = 0.999331
Calibration curve: 0.00214276 * x^2 + 0.680625 * x
Response type: Internal Std (Ref 19), Area * (IS Conc. / IS Area)
Curve type: 2nd Order, Origin: Force, Weighting: 1/x, Axis trans: None

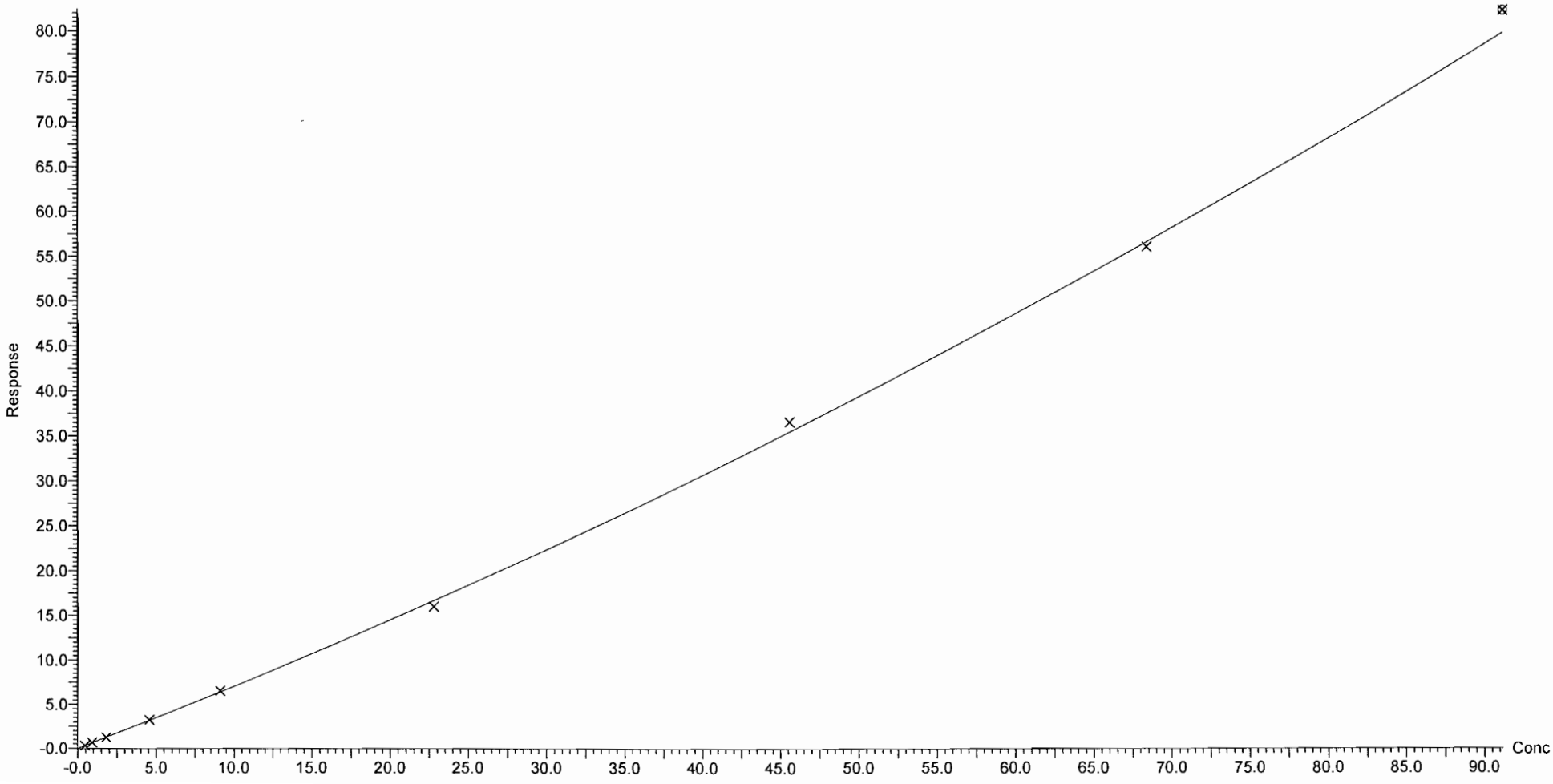

Dataset: U:\Q1.PRO\Results\2018\180129G2\180129G2-CRV.qld

Last Altered: Tuesday, January 30, 2018 09:36:46 Pacific Standard Time
Printed: Tuesday, January 30, 2018 09:38:42 Pacific Standard Time

Compound name: PFOA
Coefficient of Determination: R^2 = 0.998660
Calibration curve: 0.88015 * x
Response type: Internal Std (Ref 18), Area * (IS Conc. / IS Area)
Curve type: Linear, Origin: Force, Weighting: 1/x, Axis trans: None

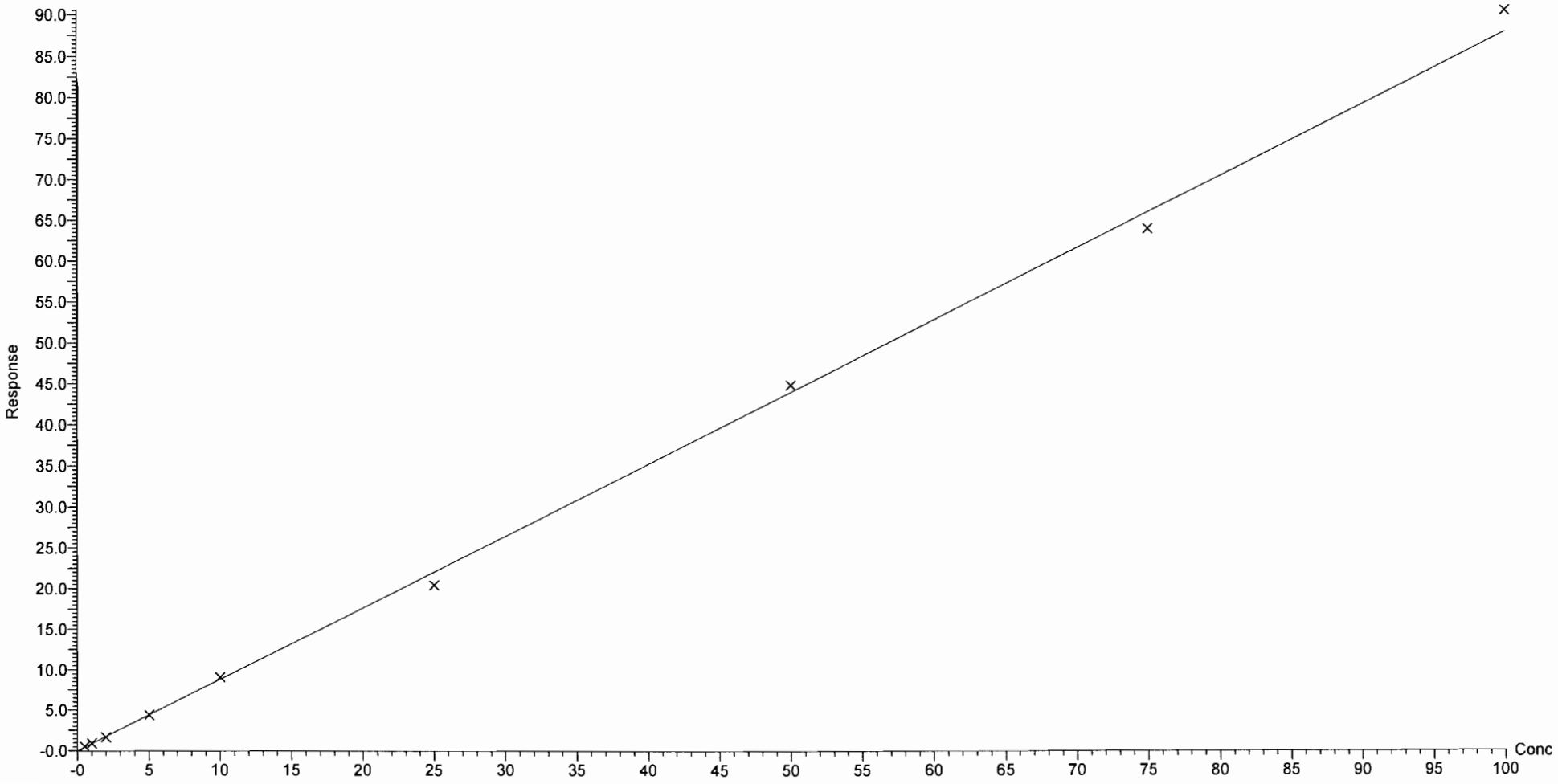

Dataset: U:\Q1.PRO\Results\2018\180129G2\180129G2-CRV.qld

Last Altered: Tuesday, January 30, 2018 09:36:46 Pacific Standard Time
Printed: Tuesday, January 30, 2018 09:38:42 Pacific Standard Time

Compound name: PFNA
Coefficient of Determination: R^2 = 0.994624
Calibration curve: 1.12974 * **x**
Response type: Internal Std (Ref 18), Area * (IS Conc. / IS Area)
Curve type: Linear, Origin: Force, Weighting: 1/x, Axis trans: None

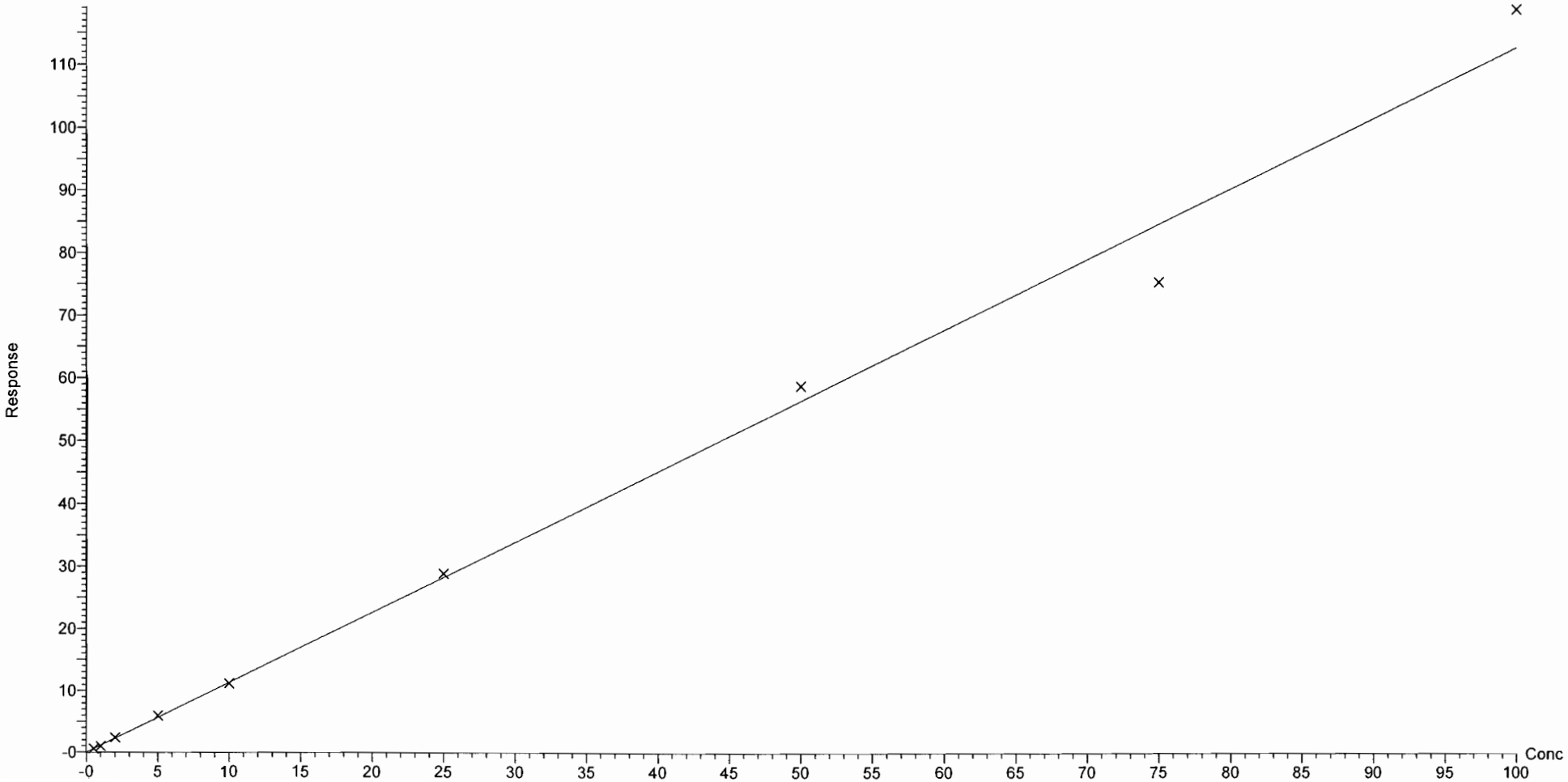

Dataset: U:\Q1.PRO\Results\2018\180129G2\180129G2-CRV.qld

Last Altered: Tuesday, January 30, 2018 09:36:46 Pacific Standard Time
Printed: Tuesday, January 30, 2018 09:38:42 Pacific Standard Time

Compound name: PFOS
Coefficient of Determination: R^2 = 0.994873
Calibration curve: 0.00151377 * x^2 + 0.997045 * x
Response type: Internal Std (Ref 19), Area * (IS Conc. / IS Area)
Curve type: 2nd Order, Origin: Force, Weighting: 1/x, Axis trans: None

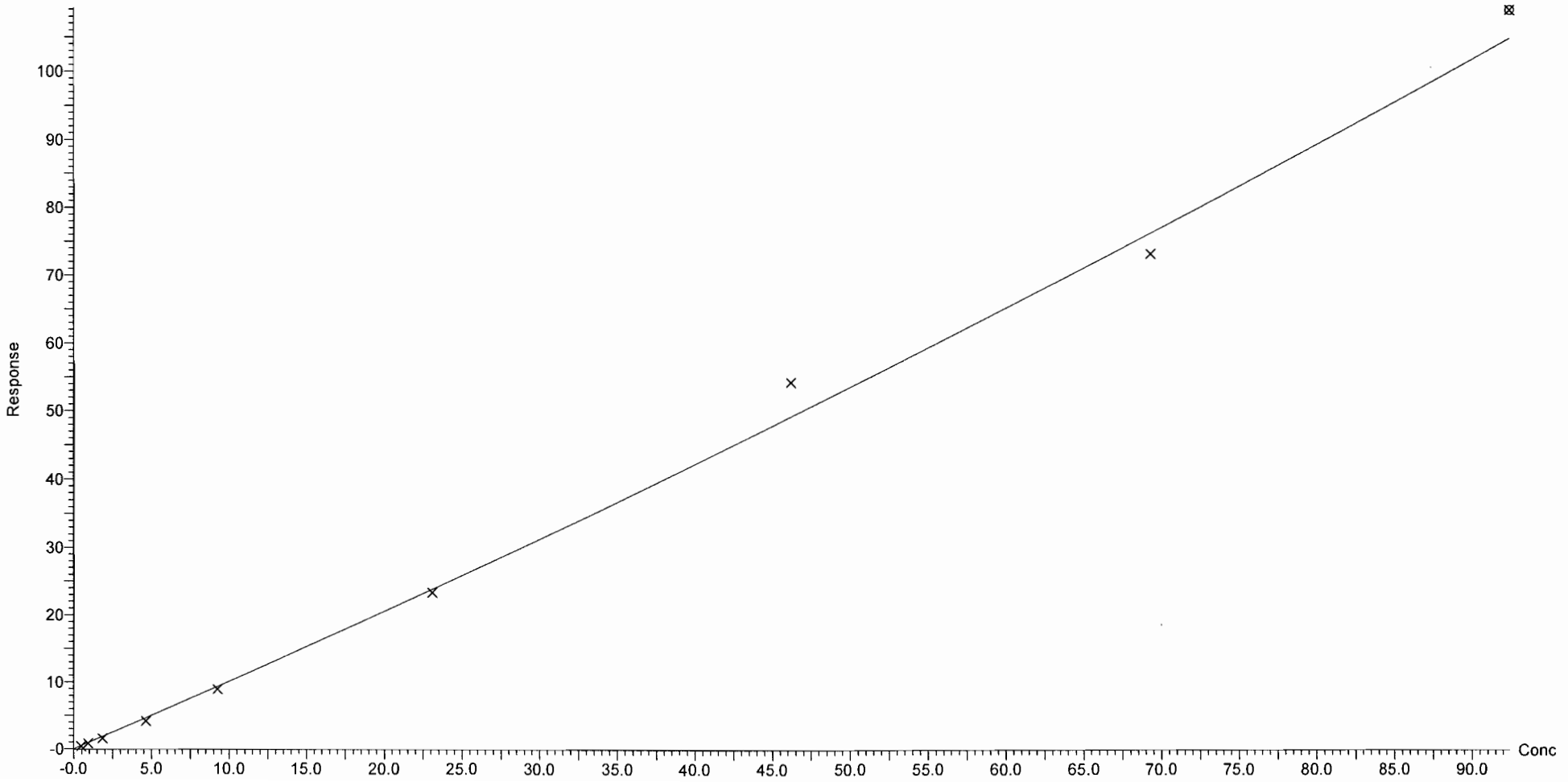

Dataset: U:\Q1.PRO\Results\2018\180129G2\180129G2-CRV.qld

Last Altered: Tuesday, January 30, 2018 09:36:46 Pacific Standard Time
Printed: Tuesday, January 30, 2018 09:38:42 Pacific Standard Time

Compound name: PFDA
Coefficient of Determination: R^2 = 0.995611
Calibration curve: -0.00103176 * x^2 + 1.11093 * x
Response type: Internal Std (Ref 18), Area * (IS Conc. / IS Area)
Curve type: 2nd Order, Origin: Force, Weighting: 1/x, Axis trans: None

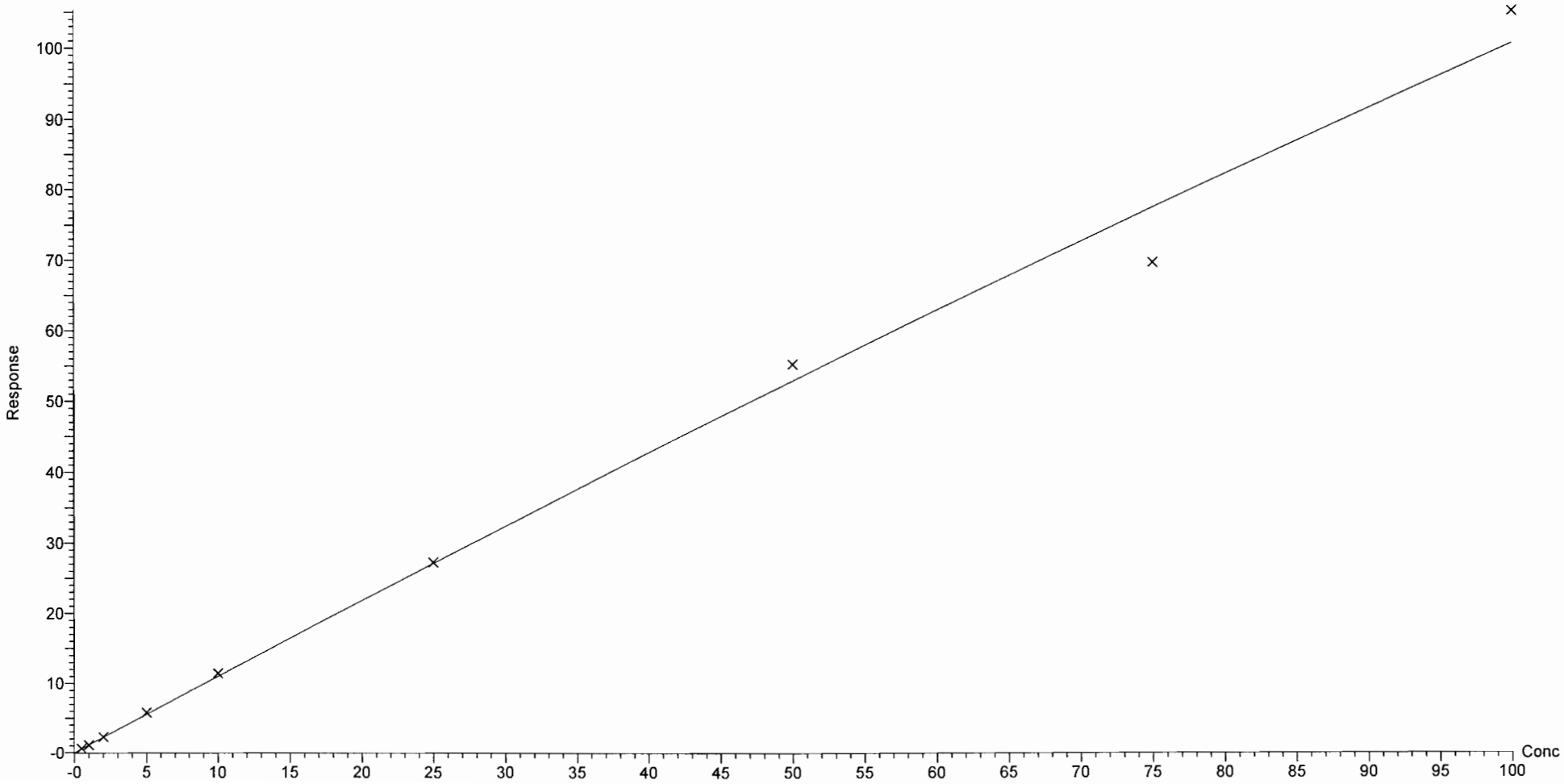

Dataset: U:\Q1.PRO\Results\2018\180129G2\180129G2-CRV.qld

Last Altered: Tuesday, January 30, 2018 09:36:46 Pacific Standard Time
Printed: Tuesday, January 30, 2018 09:38:42 Pacific Standard Time

Compound name: N-MeFOSAA
Coefficient of Determination: R^2 = 0.996526
Calibration curve: 0.000776595 * x^2 + 2.0052 * x
Response type: Internal Std (Ref 20), Area * (IS Conc. / IS Area)
Curve type: 2nd Order, Origin: Force, Weighting: 1/x, Axis trans: None

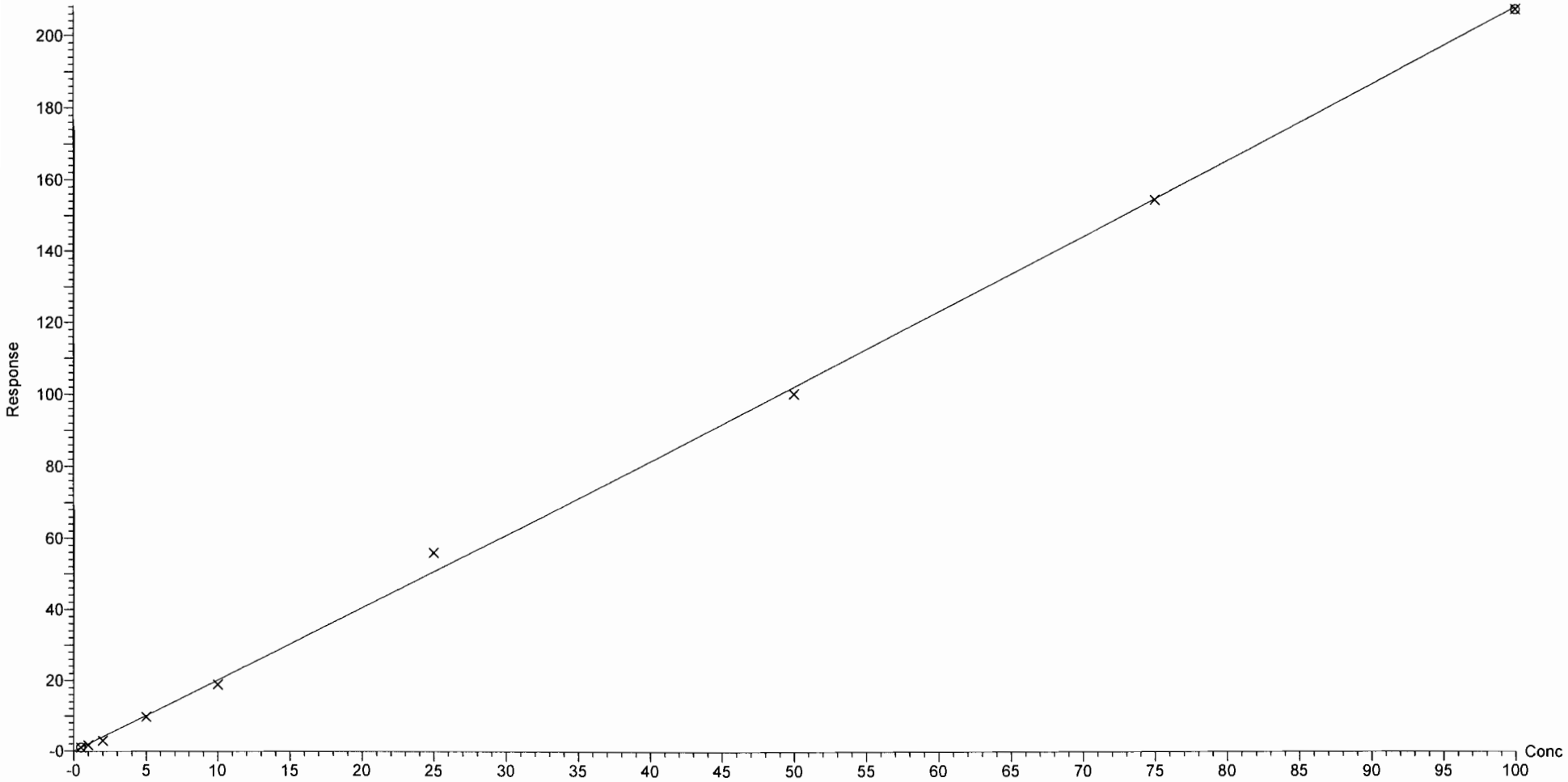

Dataset: U:\Q1.PRO\Results\2018\180129G2\180129G2-CRV.qld

Last Altered: Tuesday, January 30, 2018 09:36:46 Pacific Standard Time
Printed: Tuesday, January 30, 2018 09:38:42 Pacific Standard Time

Compound name: N-EtFOSAA
Coefficient of Determination: R^2 = 0.993975
Calibration curve: 1.3819 * x
Response type: Internal Std (Ref 20), Area * (IS Conc. / IS Area)
Curve type: Linear, Origin: Force, Weighting: 1/x, Axis trans: None

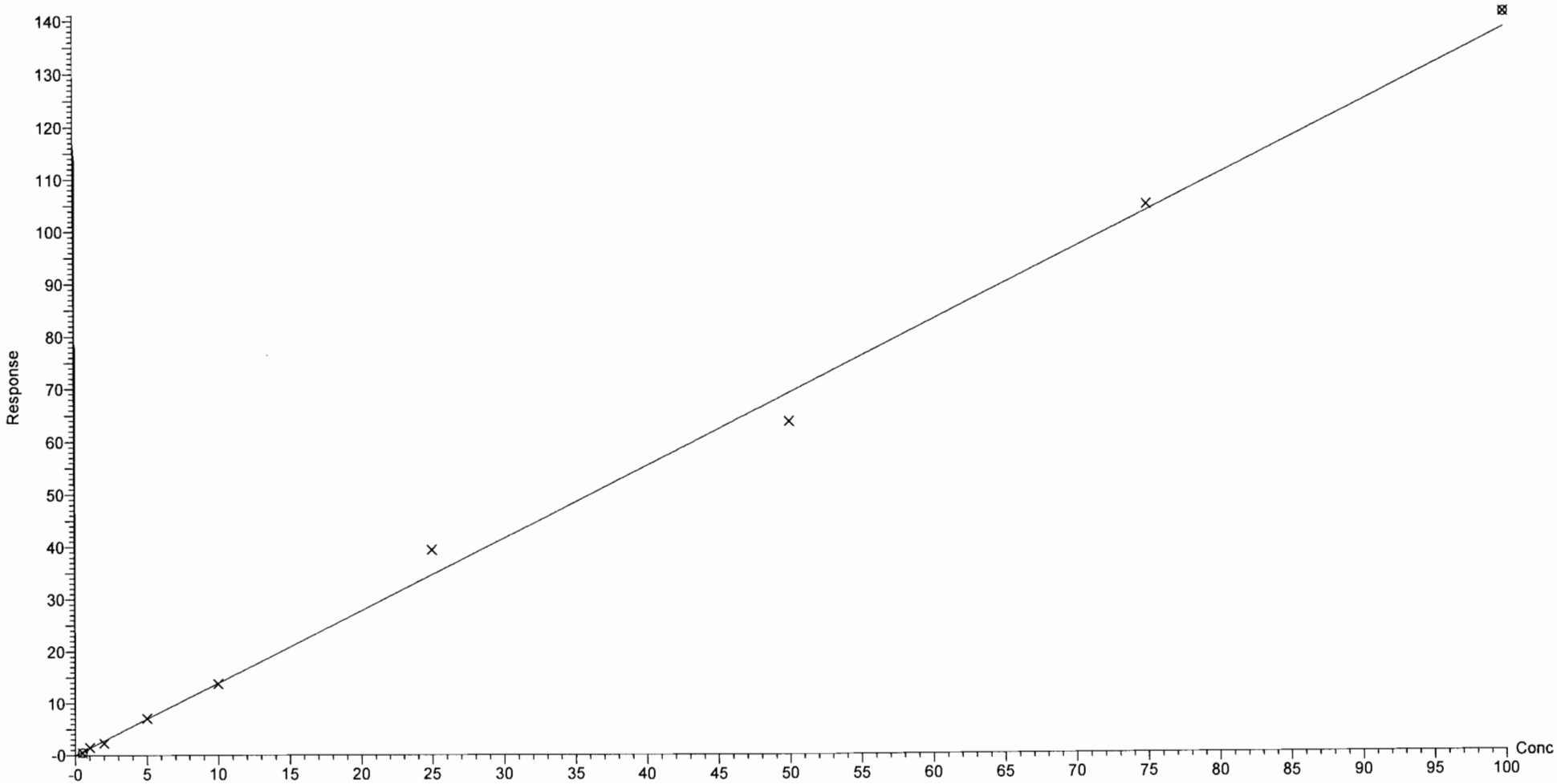

Dataset: U:\Q1.PRO\Results\2018\180129G2\180129G2-CRV.qld

Last Altered: Tuesday, January 30, 2018 09:36:46 Pacific Standard Time
Printed: Tuesday, January 30, 2018 09:38:42 Pacific Standard Time

Compound name: PFDoA
Coefficient of Determination: R^2 = 0.997207
Calibration curve: 0.000150296 * x^2 + 0.153745 * x
Response type: Internal Std (Ref 18), Area * (IS Conc. / IS Area)
Curve type: 2nd Order, Origin: Force, Weighting: 1/x, Axis trans: None

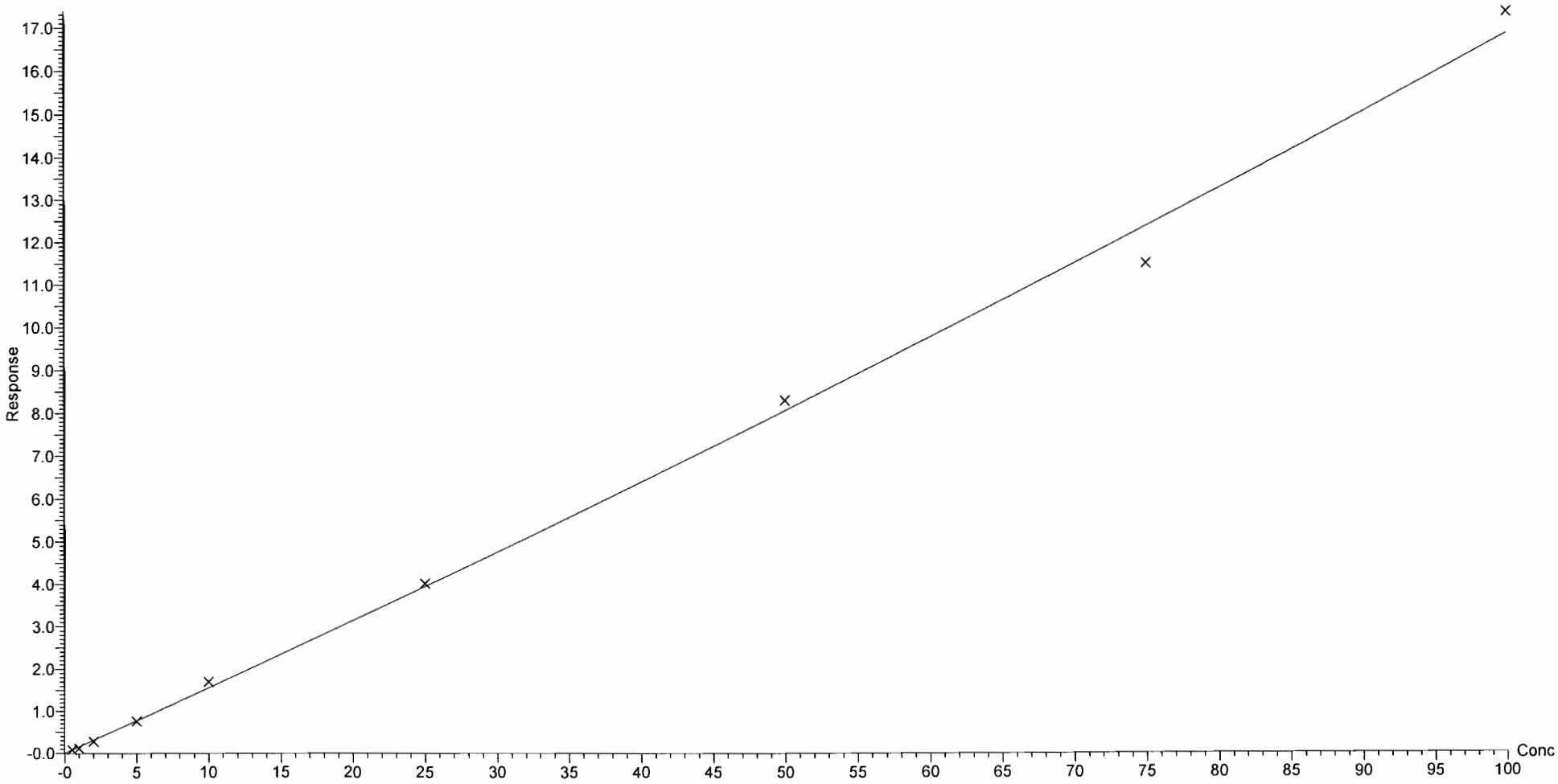

Dataset: U:\Q1.PRO\Results\2018\180129G2\180129G2-CRV.qld

Last Altered: Tuesday, January 30, 2018 09:36:46 Pacific Standard Time
Printed: Tuesday, January 30, 2018 09:38:42 Pacific Standard Time

Compound name: PFUnA
Coefficient of Determination: R^2 = 0.997681
Calibration curve: -0.000808758 * x^2 + 1.10548 * x
Response type: Internal Std (Ref 18), Area * (IS Conc. / IS Area)
Curve type: 2nd Order, Origin: Force, Weighting: 1/x, Axis trans: None

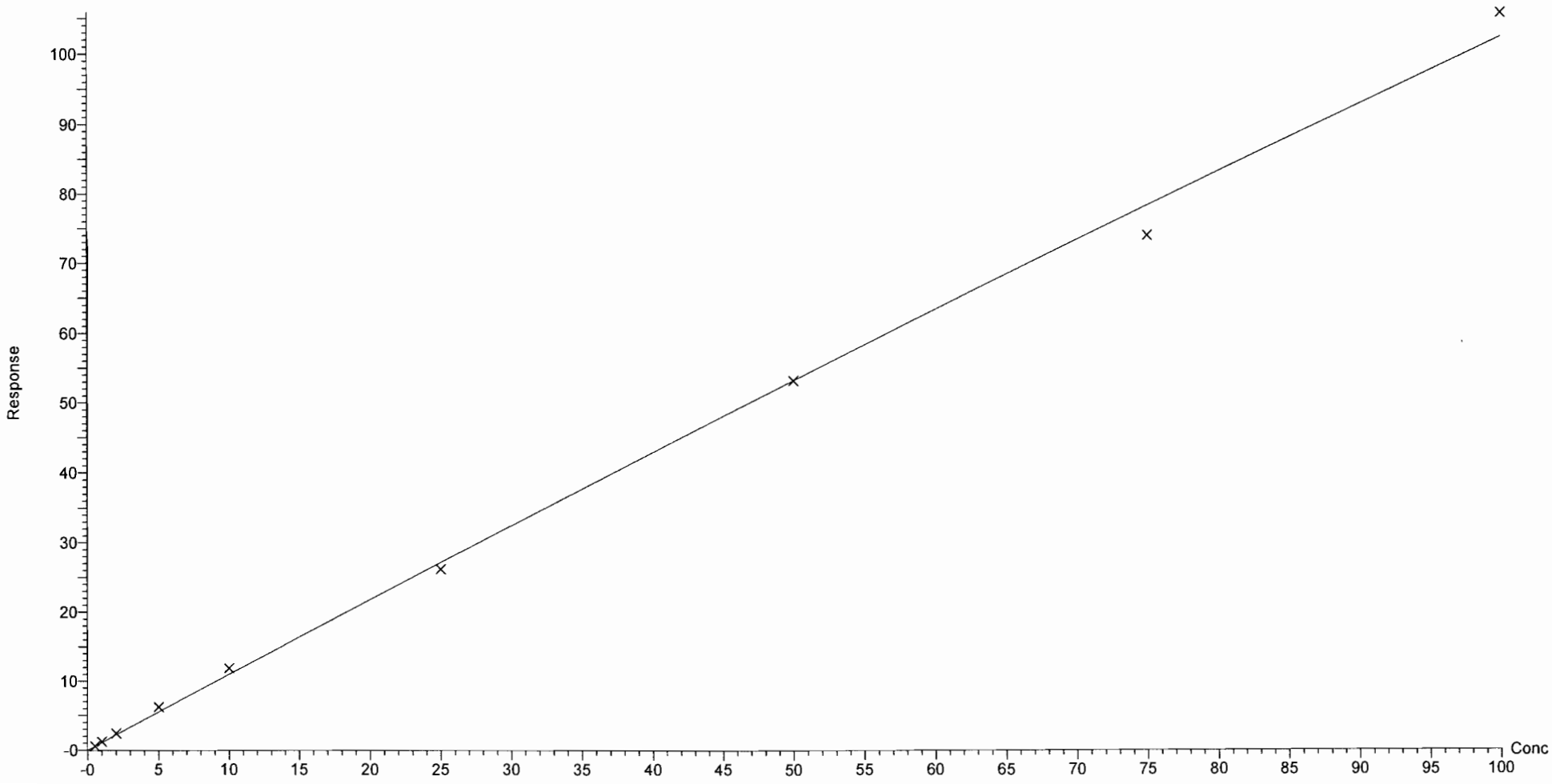

Vista Analytical Laboratory Q1

Dataset: U:\Q1.PRO\Results\2018\180129G2\180129G2-CRV.qld

Last Altered: Tuesday, January 30, 2018 09:36:46 Pacific Standard Time
Printed: Tuesday, January 30, 2018 09:38:42 Pacific Standard Time

Compound name: PFTrDA
Coefficient of Determination: R^2 = 0.995957
Calibration curve: 1.6329 * x
Response type: Internal Std (Ref 18), Area * (IS Conc. / IS Area)
Curve type: Linear, Origin: Force, Weighting: 1/x, Axis trans: None

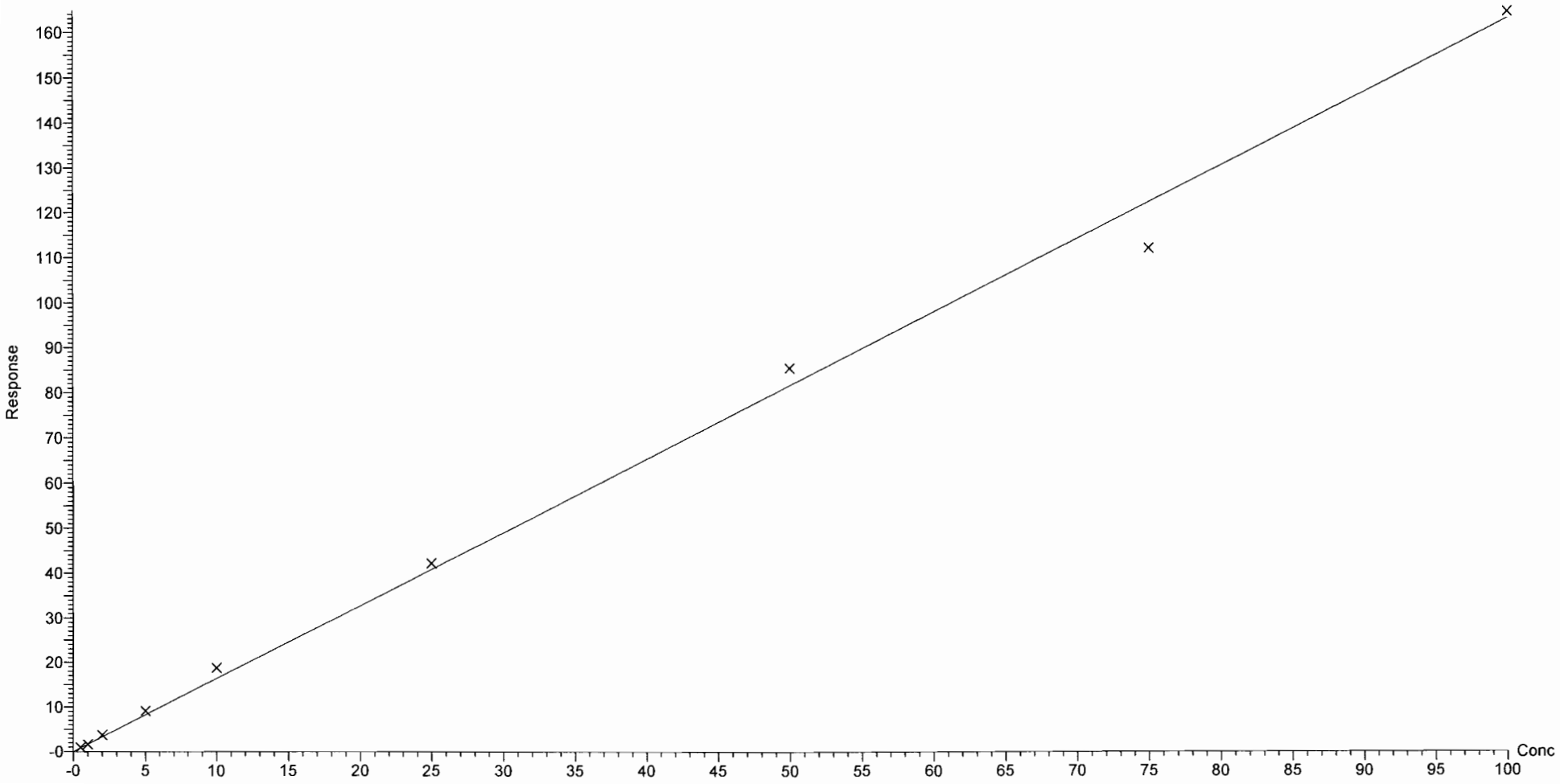

Vista Analytical Laboratory Q1

Dataset: U:\Q1.PRO\Results\2018\180129G2\180129G2-CRV.qld

Last Altered: Tuesday, January 30, 2018 09:36:46 Pacific Standard Time
Printed: Tuesday, January 30, 2018 09:38:42 Pacific Standard Time

Compound name: PFTeDA
Coefficient of Determination: R^2 = 0.997155
Calibration curve: 1.55255 * x
Response type: Internal Std (Ref 18), Area * (IS Conc. / IS Area)
Curve type: Linear, Origin: Force, Weighting: 1/x, Axis trans: None

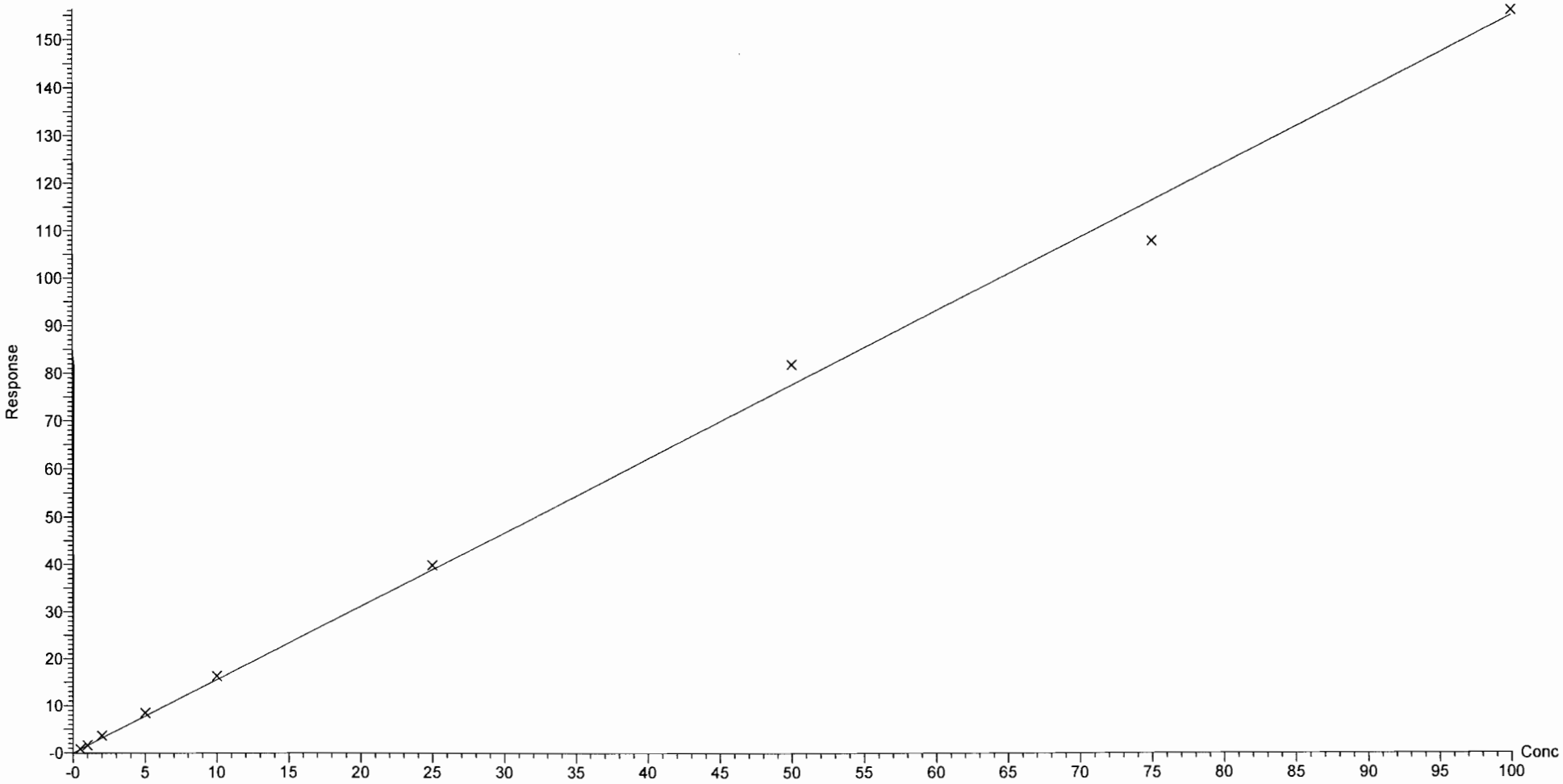

HIGH	6520.432	RPD
LOW	5404.034	18.72449

Compound 18: 13C2-PFOA

	ID	Name	Type	Std. Conc	RT	Area	Primary Flags
1	ST180129G2-1 PFC CS-3 537 18A2408	180129G2_	Standard	10	4.32	5522.715	bb
2	ST180129G2-2 PFC CS-2 537 18A2409	180129G2_	Standard	10	4.32	6520.432	bb
3	ST180129G2-3 PFC CS-1 537 18A2512	180129G2_	Standard	10	4.32	5931.468	bb
4	ST180129G2-4 PFC CS0 537 18A2410	180129G2_	Standard	10	4.31	5914.489	bb
5	ST180129G2-5 PFC CS1 537 18A2411	180129G2_	Standard	10	4.31	5909.164	bd
6	ST180129G2-6 PFC CS2 537 18A2412	180129G2_	Standard	10	4.31	6121.542	bb
7	ST180129G2-7 PFC CS3 537 18A2413	180129G2_	Standard	10	4.31	5672.433	bb
8	ST180129G2-8 PFC CS4 537 18A2414	180129G2_	Standard	10	4.31	6391.907	bd
9	ST180129G2-9 PFC CS5 537 18A2415	180129G2_	Standard	10	4.31	5404.034	bb
						AVERAGE	
HIGH	10305.135	RPD				5932.02044	
LOW	8866.648	15.00629					

Compound 19: 13C4-PFOS

	ID	Name	Type	Std. Conc	RT	Area	Primary Flags
1	ST180129G2-1 PFC CS-3 537 18A2408	180129G2_	Standard	28.7	4.72	9447.593	bb
2	ST180129G2-2 PFC CS-2 537 18A2409	180129G2_	Standard	28.7	4.72	9546.359	bb
3	ST180129G2-3 PFC CS-1 537 18A2512	180129G2_	Standard	28.7	4.72	10139.941	bd
4	ST180129G2-4 PFC CS0 537 18A2410	180129G2_	Standard	28.7	4.71	10283.792	bb
5	ST180129G2-5 PFC CS1 537 18A2411	180129G2_	Standard	28.7	4.71	9950.917	bb
6	ST180129G2-6 PFC CS2 537 18A2412	180129G2_	Standard	28.7	4.71	10305.135	bb
7	ST180129G2-7 PFC CS3 537 18A2413	180129G2_	Standard	28.7	4.71	8866.648	bb
8	ST180129G2-8 PFC CS4 537 18A2414	180129G2_	Standard	28.7	4.71	8942.514	bb
9	ST180129G2-9 PFC CS5 537 18A2415	180129G2_	Standard	28.7	4.71	7936.719	bbX
						AVERAGE	
						9685.36238	

HIGH	8006.441	RPD
LOW	6621.112	18.94136

Compound 20: d3-N-MeFOSAA

	ID	Name	Type	Std. Conc	RT	Area	Primary Flags
1	ST180129G2-1 PFC CS-3 537 18A2408	180129G2_	Standard	40	5.08	6524.158	bdX
2	ST180129G2-2 PFC CS-2 537 18A2409	180129G2_	Standard	40	5.08	7226.405	bb
3	ST180129G2-3 PFC CS-1 537 18A2512	180129G2_	Standard	40	5.08	7601.546	bb
4	ST180129G2-4 PFC CS0 537 18A2410	180129G2_	Standard	40	5.07	7811.045	bb
5	ST180129G2-5 PFC CS1 537 18A2411	180129G2_	Standard	40	5.07	8006.441	bb
6	ST180129G2-6 PFC CS2 537 18A2412	180129G2_	Standard	40	5.07	6813.125	bb
7	ST180129G2-7 PFC CS3 537 18A2413	180129G2_	Standard	40	5.07	6916.692	bb
8	ST180129G2-8 PFC CS4 537 18A2414	180129G2_	Standard	40	5.07	6621.112	bb
9	ST180129G2-9 PFC CS5 537 18A2415	180129G2_	Standard	40	5.07	6298.234	bbX
						AVERAGE	
						7285.19514	

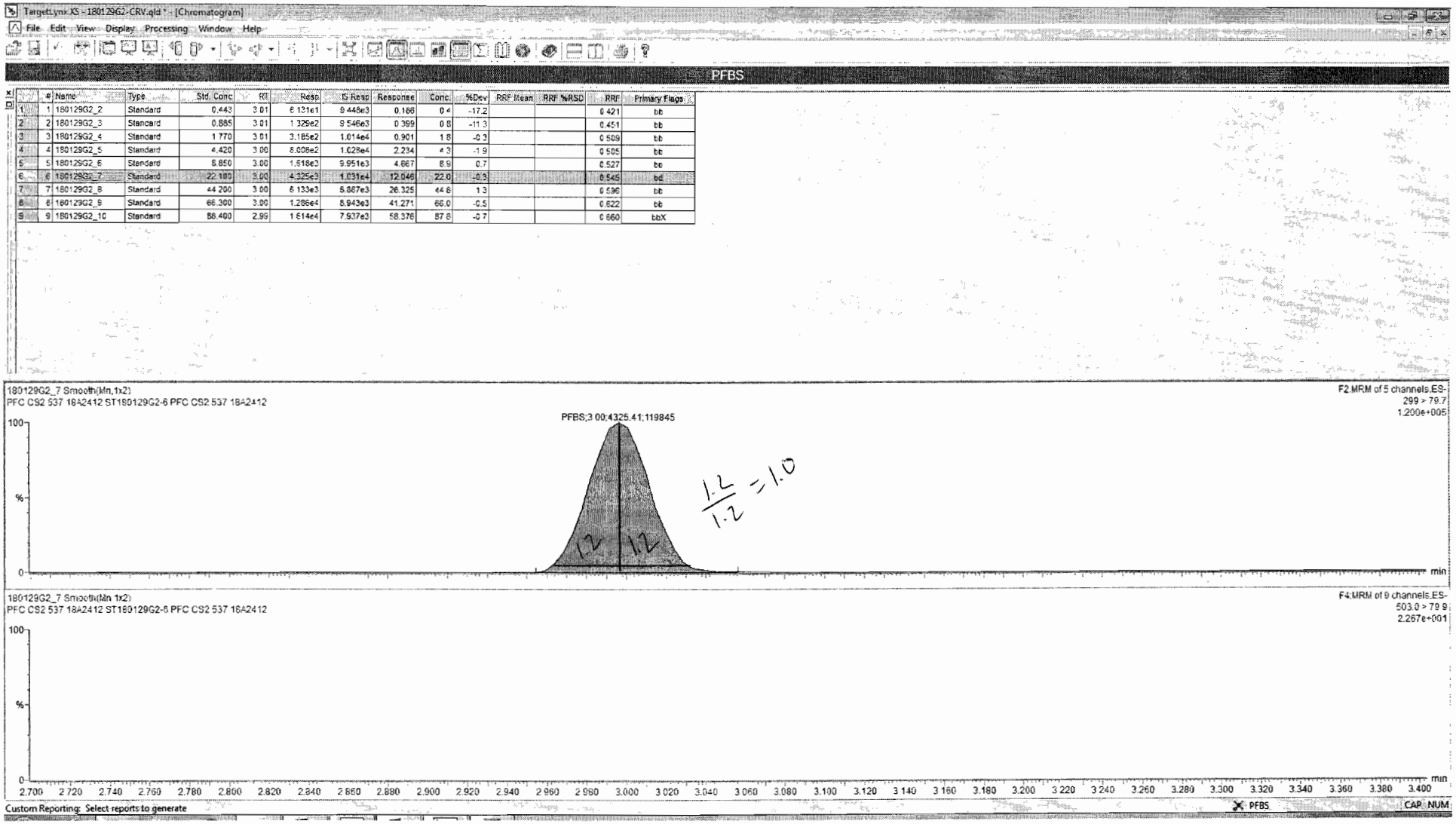

	#	Name	Type	Std. Conc	RT	Resp	IS Resp	Response	Conc.	%Dev	RRF Mean	RRF %RSD	RRF	Primary Flags
1	1	180129G2_2	Standard	0.443	3.01	6.131e1	9.448e3	0.166	0.4	-17.2			0.421	bb
2	2	180129G2_3	Standard	0.885	3.01	1.329e2	9.546e3	0.399	0.8	-11.3			0.451	bb
3	3	180129G2_4	Standard	1.770	3.01	3.185e2	1.014e4	0.901	1.8	-0.3			0.509	bb
4	4	180129G2_5	Standard	4.420	3.00	6.008e2	1.028e4	2.234	4.3	-1.9			0.505	bb
5	5	180129G2_6	Standard	8.850	3.00	1.618e3	9.951e3	4.667	8.9	0.7			0.527	bb
6	6	180129G2_7	Standard	22.100	3.00	4.325e3	1.031e4	12.046	22.0	-0.3			0.545	bd
7	7	180129G2_8	Standard	44.200	3.00	8.133e3	8.887e3	26.325	44.8	1.3			0.596	bb
8	8	180129G2_9	Standard	66.300	3.00	1.286e4	8.943e3	41.271	66.0	-0.5			0.622	bb
9	9	180129G2_10	Standard	88.400	2.99	1.614e4	7.937e3	58.376	87.8	-0.7			0.660	bbX

TargetLynx XS - 180129G2-CRV.qld * - [Chromatogram]

File Edit View Display Processing Window Help

PFHxA

	#	Name	Type	Std. Conc	RT	Resp	IS Resp	Response	Conc.	%Dev	RRF Mean	RRF %RSD	RRF	Primary Flags
1	1	180129G2_2	Standard	0.500	3.39	1.063e2	5.523e3	0.192	0.7	47.1			0.386	bb
2	2	180129G2_3	Standard	1.000	3.39	1.559e2	6.520e3	0.239	0.9	-8.6			0.239	MM
3	3	180129G2_4	Standard	2.000	3.39	3.060e2	5.931e3	0.516	2.0	-1.4			0.258	bb
4	4	180129G2_5	Standard	5.000	3.38	5.783e2	5.914e3	0.978	3.7	-25.3			0.196	bb
5	5	180129G2_6	Standard	10.000	3.37	1.769e3	5.909e3	2.993	11.4	14.4			0.299	bb
6	6	180129G2_7	Standard	25.000	3.37	3.663e3	6.122e3	5.984	22.9	-8.5			0.239	bb
7	7	180129G2_8	Standard	50.000	3.37	7.240e3	5.672e3	12.764	48.8	-2.5			0.255	bb
8	8	180129G2_9	Standard	75.000	3.37	1.161e4	6.392e3	18.161	69.4	-7.5			0.242	bb
9	9	180129G2_10	Standard	100.000	3.37	1.537e4	5.404e3	28.441	108.7	8.7			0.284	bb

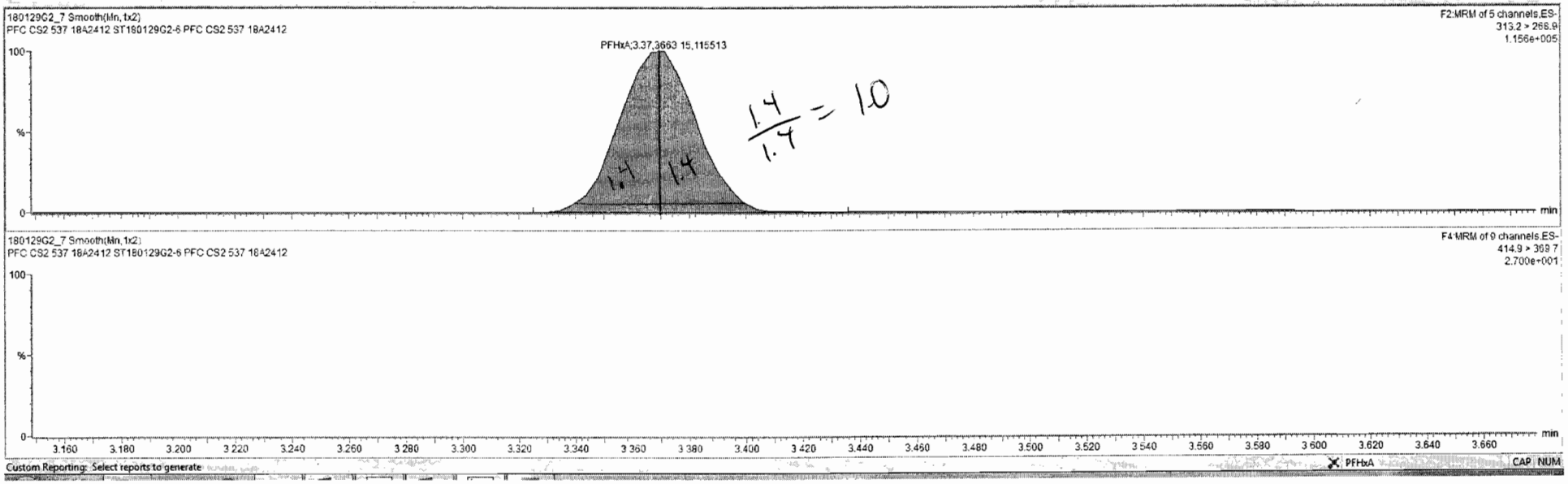

Vista Analytical Laboratory

Dataset: U:\Q1.PRO\Results\2018\180129G2\180129G2-CRV.qld

Last Altered: Tuesday, January 30, 2018 09:36:46 Pacific Standard Time
Printed: Tuesday, January 30, 2018 09:37:36 Pacific Standard Time

Method: U:\Q1.PRO\MethDB\PFAS_DW_L14_1214total.mdb 26 Jan 2018 11:13:56
Calibration: U:\Q1.PRO\CurveDB\C18_537_Q1_01-29-18_L14.cdb 30 Jan 2018 09:36:46

Name: 180129G2_2, Date: 29-Jan-2018, Time: 16:05:26, ID: ST180129G2-1 PFC CS-3 537 18A2408, Description: PFC CS-3 537 18A2408

PFBS

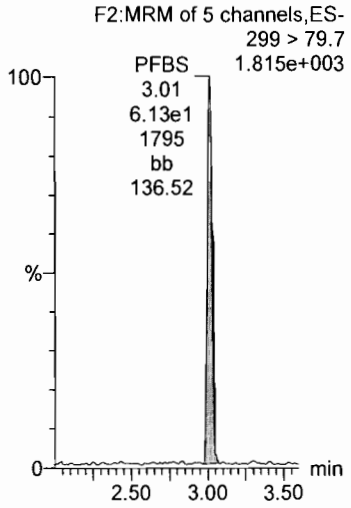

PFHxA

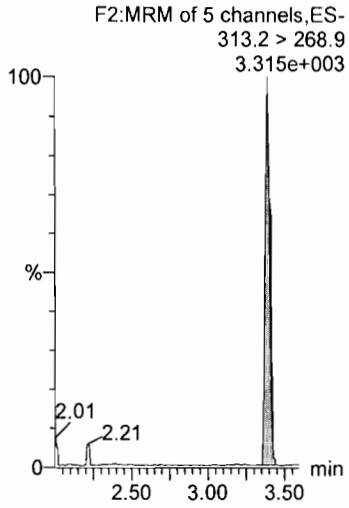

PFHpA

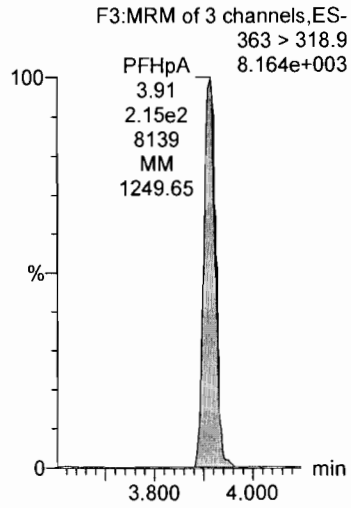

PFHxS

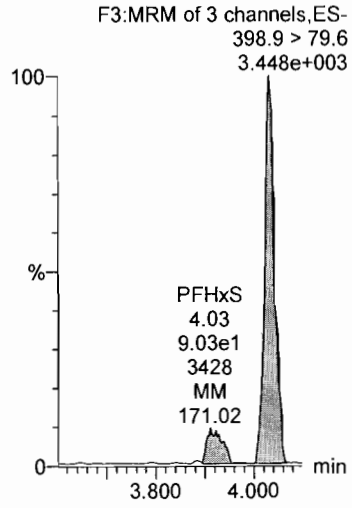

PFOA

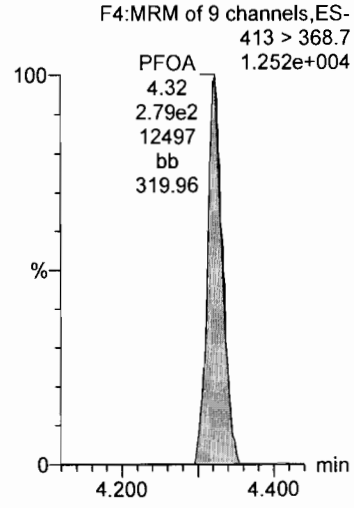

13C4-PFOS

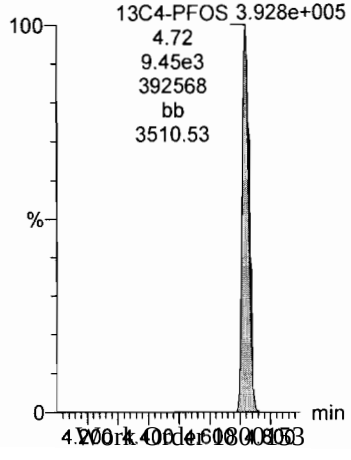

13C2-PFOA

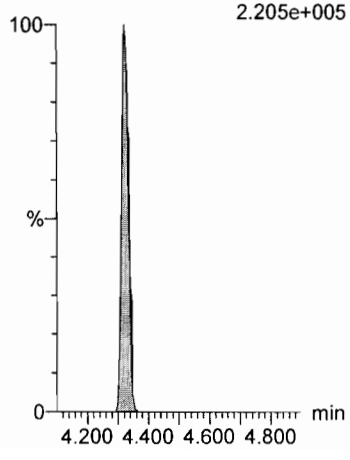

13C2-PFOA

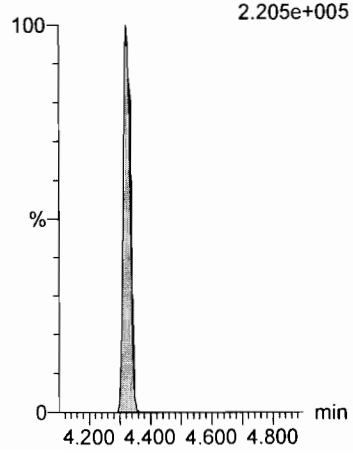

13C4-PFOS

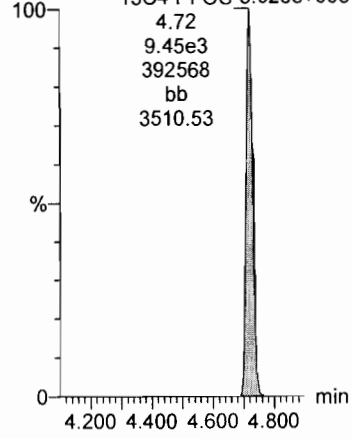

13C2-PFOA

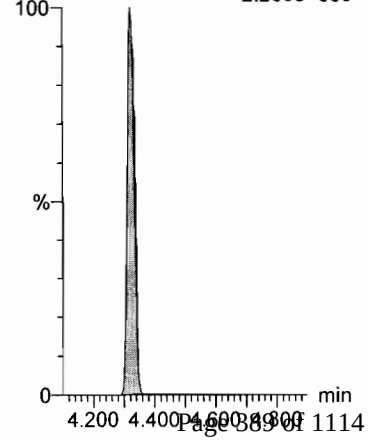

Dataset: U:\Q1.PRO\Results\2018\180129G2\180129G2-CRV.qld

Last Altered: Tuesday, January 30, 2018 09:36:46 Pacific Standard Time
Printed: Tuesday, January 30, 2018 09:37:36 Pacific Standard Time

Name: 180129G2_2, Date: 29-Jan-2018, Time: 16:05:26, ID: ST180129G2-1 PFC CS-3 537 18A2408, Description: PFC CS-3 537 18A2408

PFNA

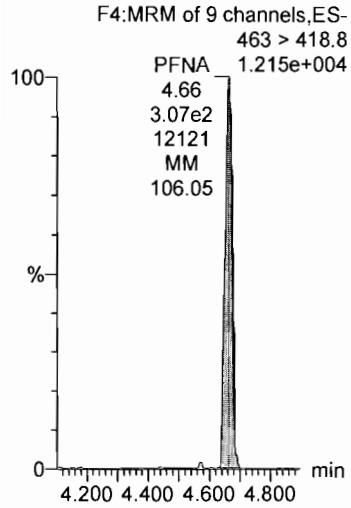

PFOS

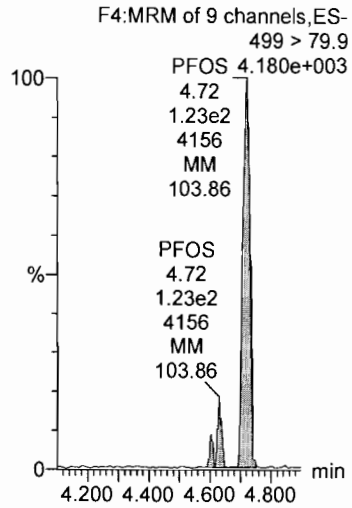

PFDA

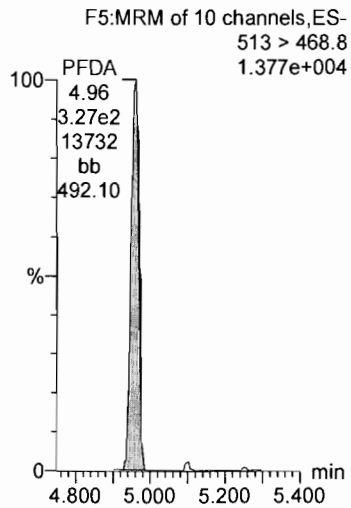

N-MeFOSAA

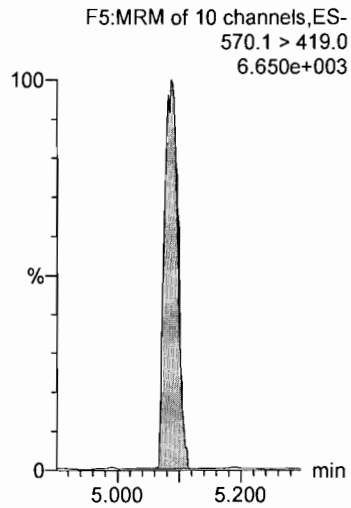

N-EtFOSAA

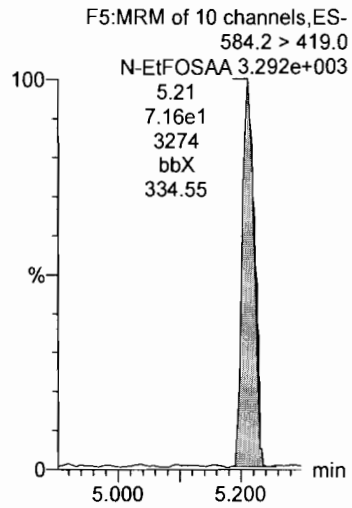

13C2-PFOA

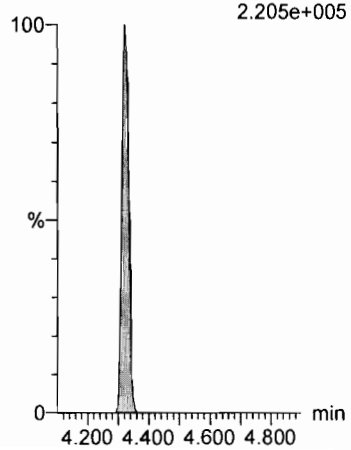

13C4-PFOS

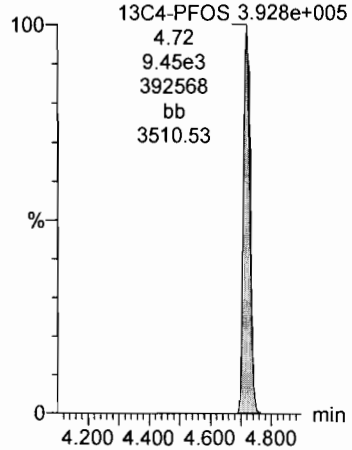

13C2-PFOA

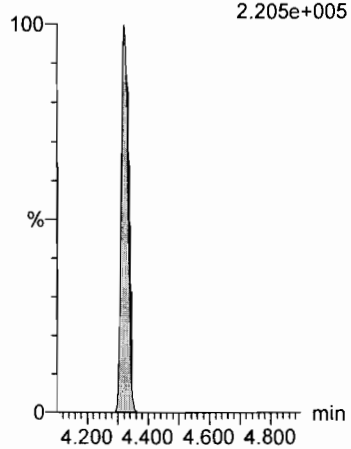

d3-N-MeFOSAA

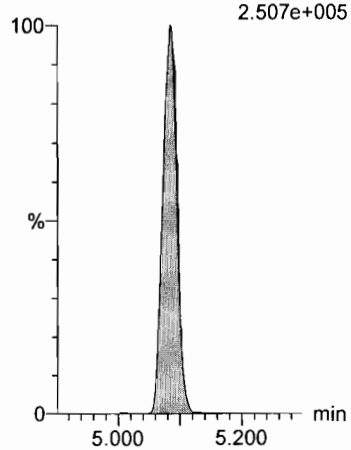

d3-N-MeFOSAA

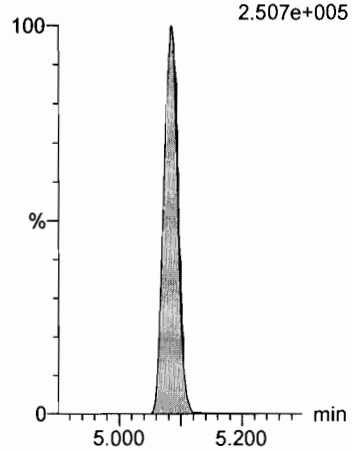

Dataset: U:\Q1.PRO\Results\2018\180129G2\180129G2-CRV.qld

Last Altered: Tuesday, January 30, 2018 09:36:46 Pacific Standard Time
Printed: Tuesday, January 30, 2018 09:37:36 Pacific Standard Time

Name: 180129G2_2, Date: 29-Jan-2018, Time: 16:05:26, ID: ST180129G2-1 PFC CS-3 537 18A2408, Description: PFC CS-3 537 18A2408

PFUnA

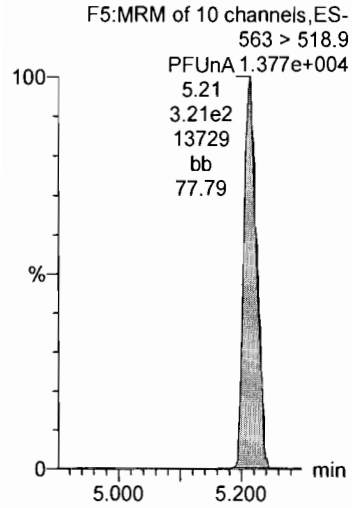

PFDoA

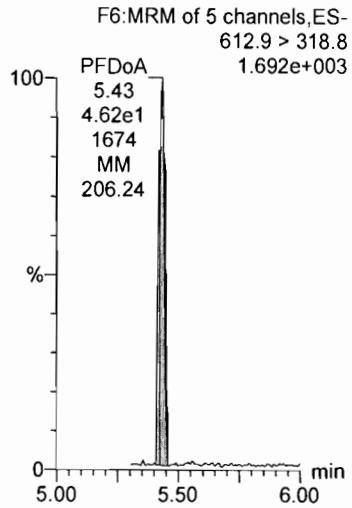

PFTrDA

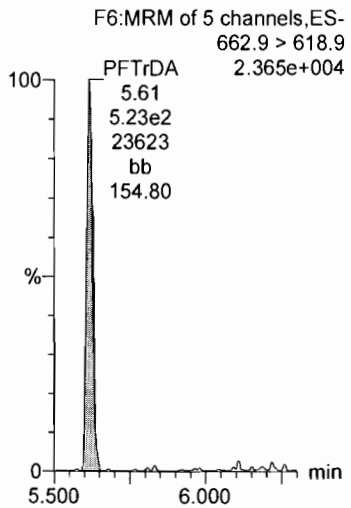

PFTeDA

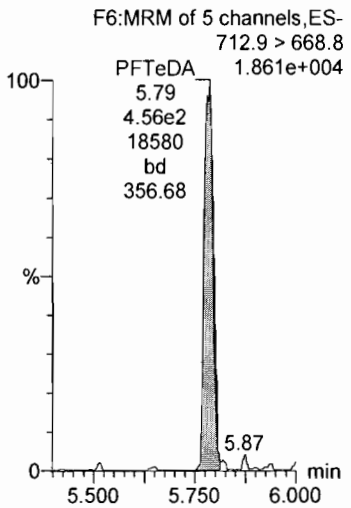

13C2-PFHxA

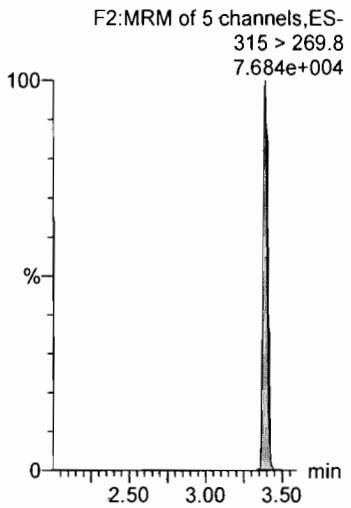

13C2-PFOA

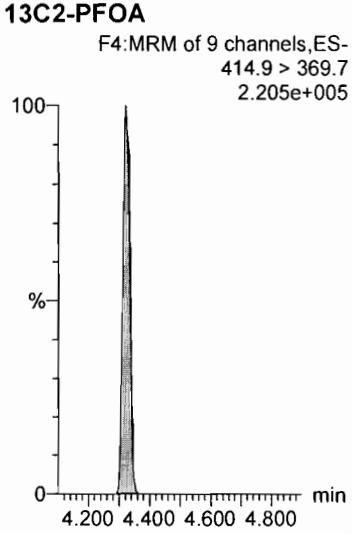

13C2-PFOA

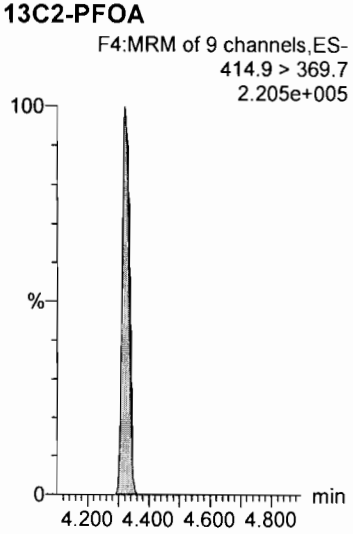

13C2-PFOA

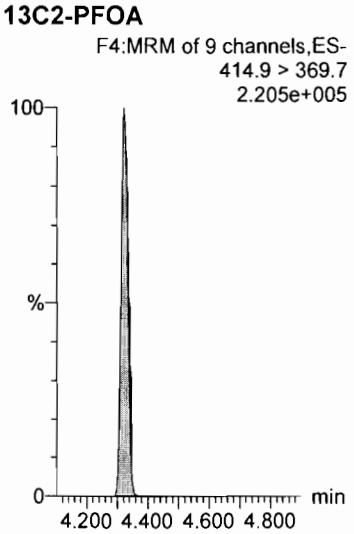

13C2-PFOA

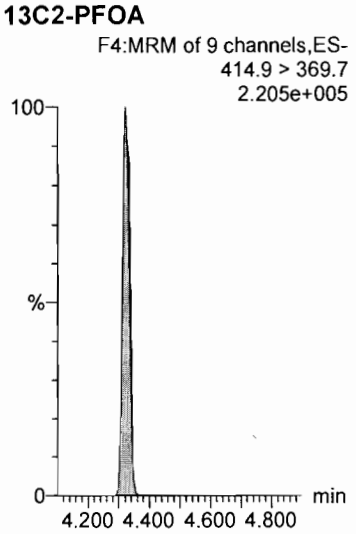

13C2-PFDA

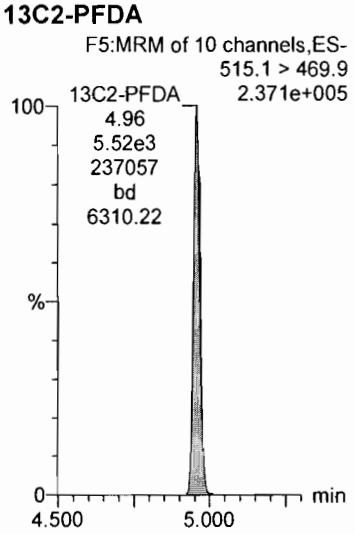

Dataset: U:\Q1.PRO\Results\2018\180129G2\180129G2-CRV.qld

Last Altered: Tuesday, January 30, 2018 09:36:46 Pacific Standard Time
Printed: Tuesday, January 30, 2018 09:37:36 Pacific Standard Time

Name: 180129G2_2, Date: 29-Jan-2018, Time: 16:05:26, ID: ST180129G2-1 PFC CS-3 537 18A2408, Description: PFC CS-3 537 18A2408

d5-N-EtFOSAA

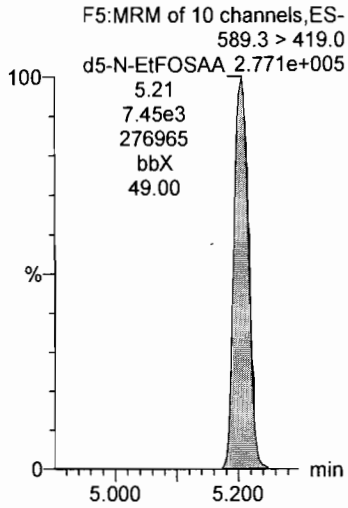

Dataset: U:\Q1.PRO\Results\2018\180129G2\180129G2-CRV.qld

Last Altered: Tuesday, January 30, 2018 09:36:46 Pacific Standard Time
Printed: Tuesday, January 30, 2018 09:37:36 Pacific Standard Time

Name: 180129G2_3, Date: 29-Jan-2018, Time: 16:17:48, ID: ST180129G2-2 PFC CS-2 537 18A2409, Description: PFC CS-2 537 18A2409

PFBS

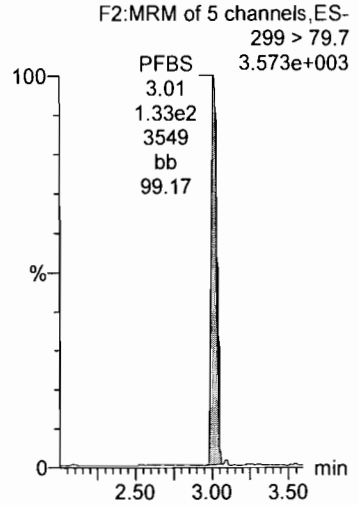

PFHxA

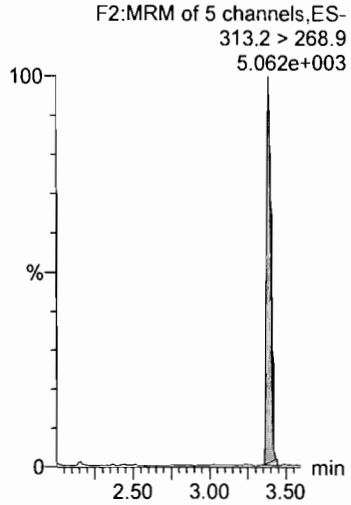

PFHpA

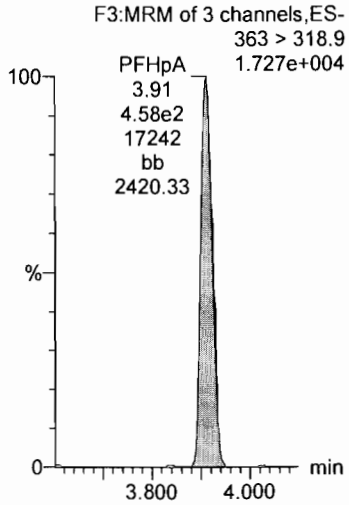

PFHxS

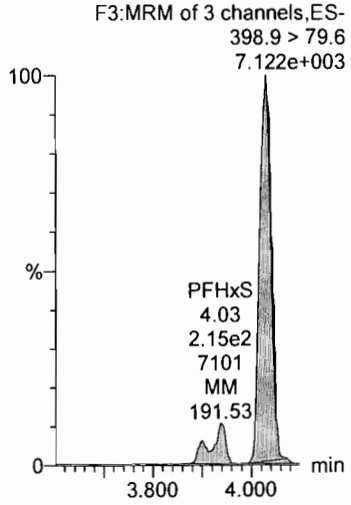

PFOA

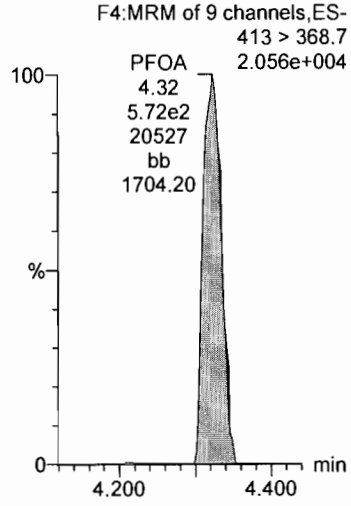

13C4-PFOS

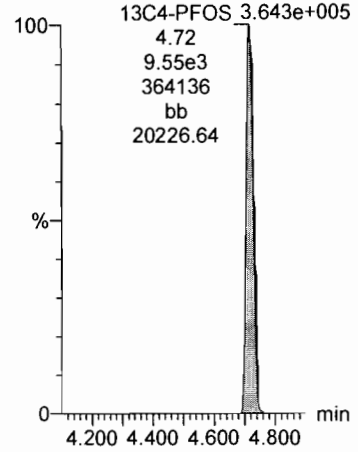

13C2-PFOA

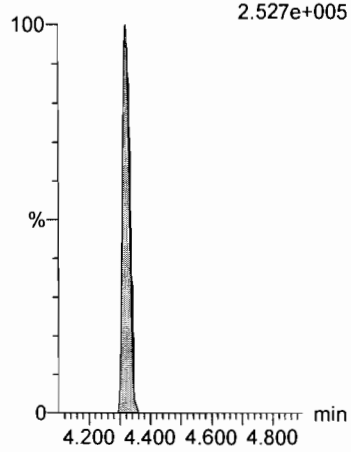

13C2-PFOA

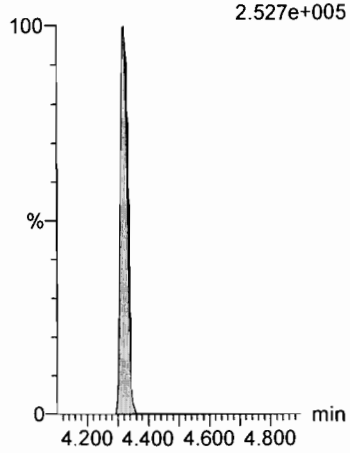

13C4-PFOS

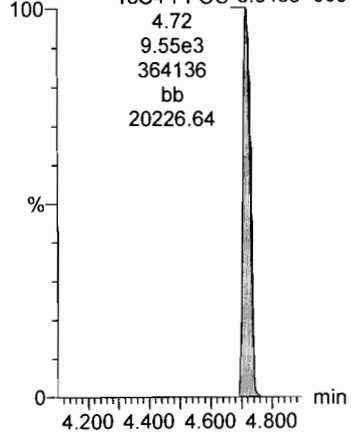

13C2-PFOA

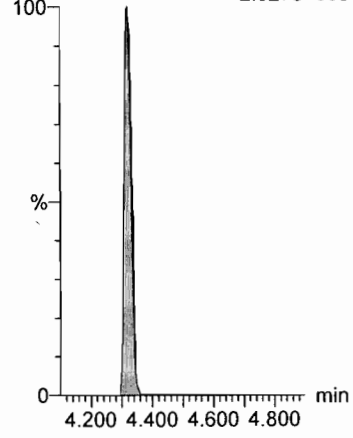

Dataset: U:\Q1.PRO\Results\2018\180129G2\180129G2-CRV.qld

Last Altered: Tuesday, January 30, 2018 09:36:46 Pacific Standard Time
Printed: Tuesday, January 30, 2018 09:37:36 Pacific Standard Time

Name: 180129G2_3, Date: 29-Jan-2018, Time: 16:17:48, ID: ST180129G2-2 PFC CS-2 537 18A2409, Description: PFC CS-2 537 18A2409

PFNA

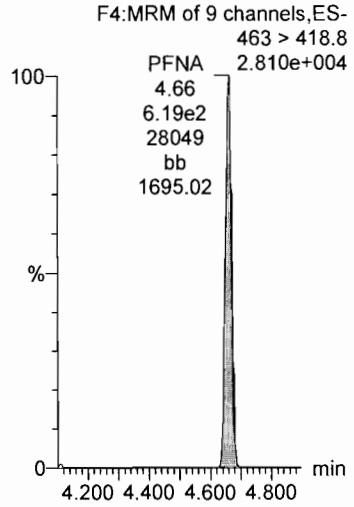

PFOS

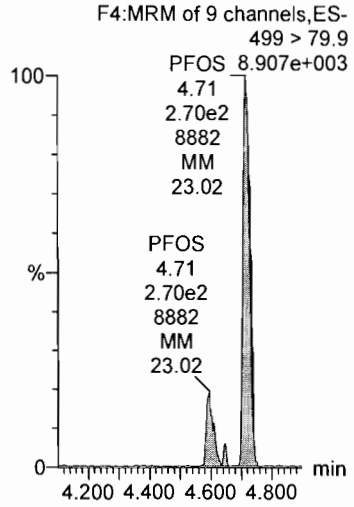

PFDA

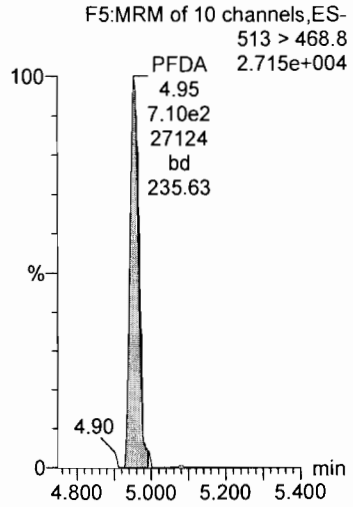

N-MeFOSAA

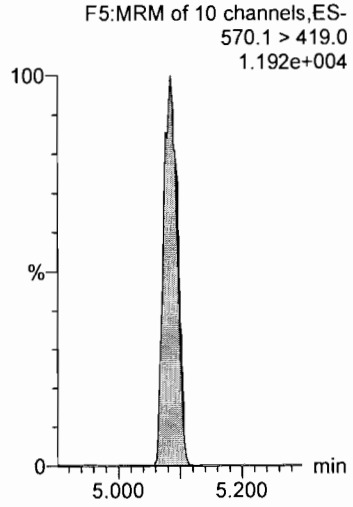

N-EtFOSAA

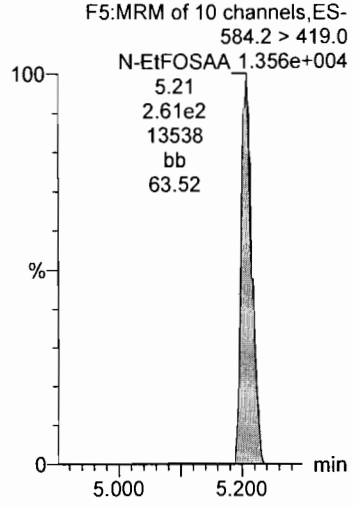

13C2-PFOA

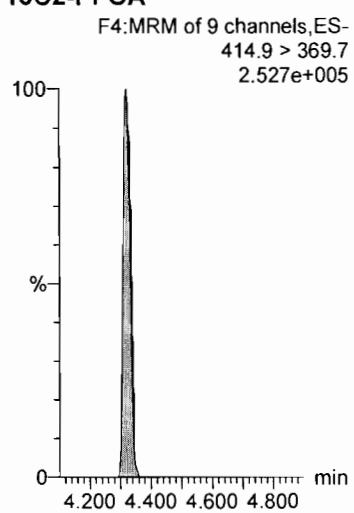

13C4-PFOS

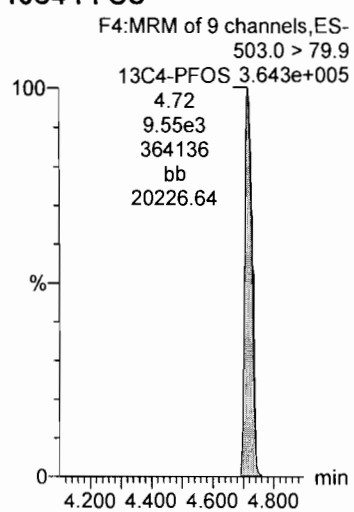

13C2-PFOA

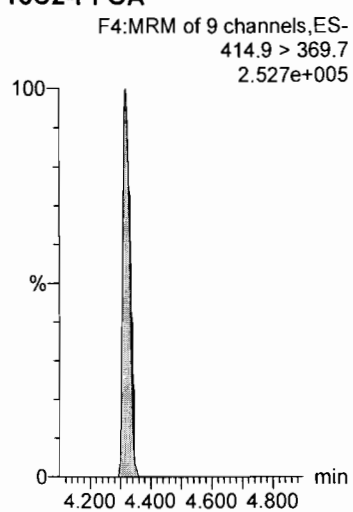

d3-N-MeFOSAA

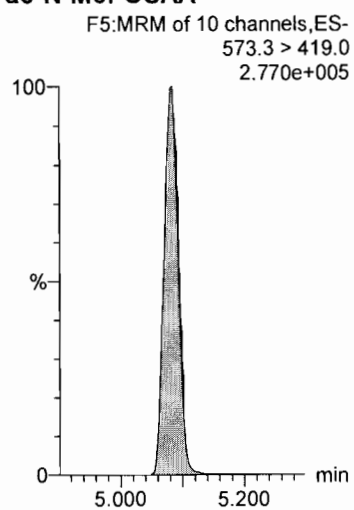

d3-N-MeFOSAA

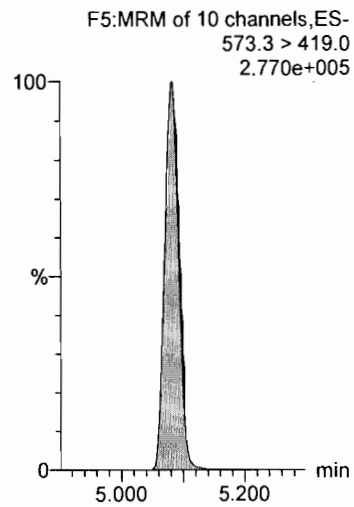

Dataset: U:\Q1.PRO\Results\2018\180129G2\180129G2-CRV.qld

Last Altered: Tuesday, January 30, 2018 09:36:46 Pacific Standard Time
Printed: Tuesday, January 30, 2018 09:37:36 Pacific Standard Time

Name: 180129G2_3, Date: 29-Jan-2018, Time: 16:17:48, ID: ST180129G2-2 PFC CS-2 537 18A2409, Description: PFC CS-2 537 18A2409

PFUnA

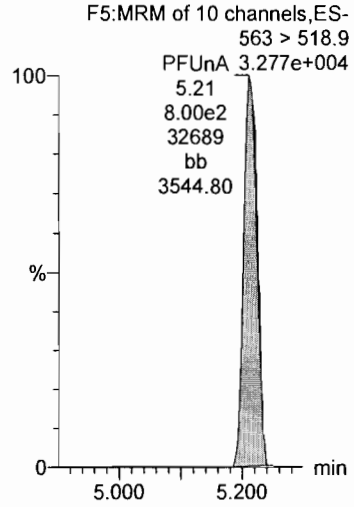

PFDoA



PFTrDA

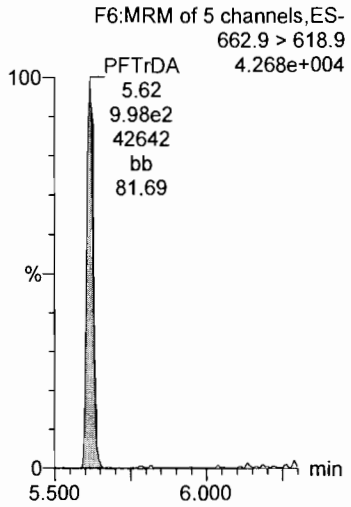

PFTeDA

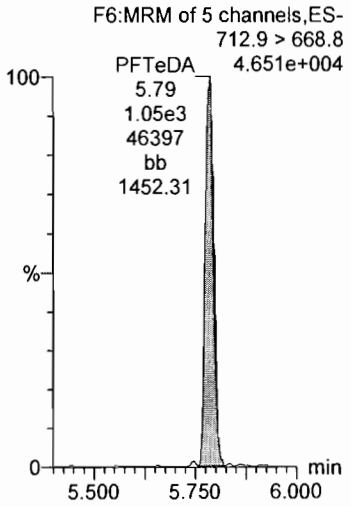

13C2-PFHxA

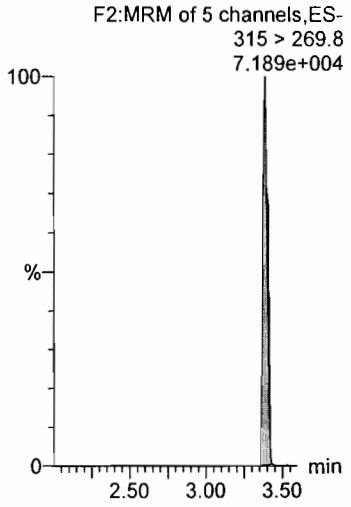

13C2-PFOA

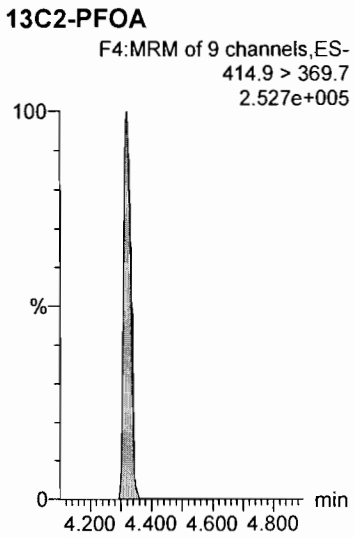

13C2-PFOA

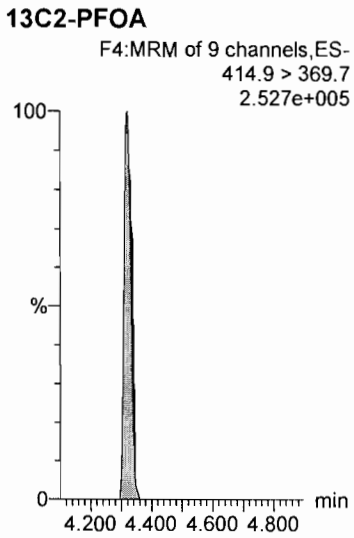

13C2-PFOA

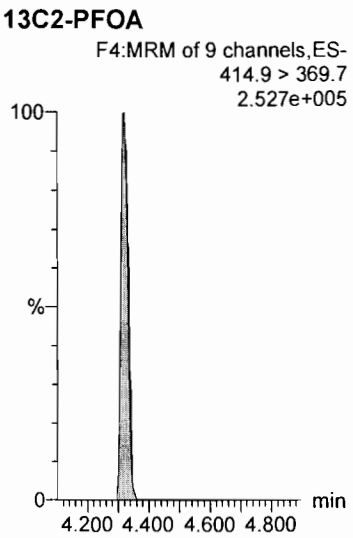

13C2-PFOA

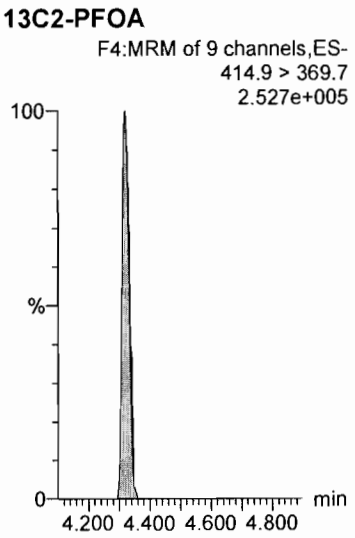

13C2-PFDA

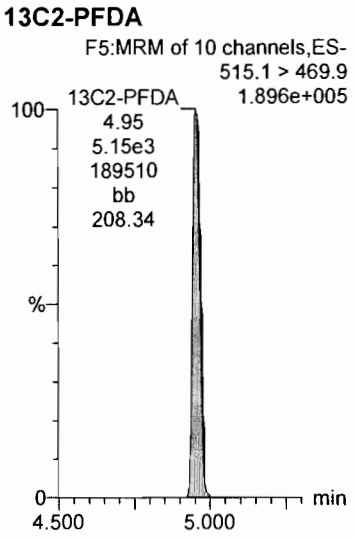

Dataset: U:\Q1.PRO\Results\2018\180129G2\180129G2-CRV.qld

Last Altered: Tuesday, January 30, 2018 09:36:46 Pacific Standard Time
Printed: Tuesday, January 30, 2018 09:37:36 Pacific Standard Time

Name: 180129G2_3, Date: 29-Jan-2018, Time: 16:17:48, ID: ST180129G2-2 PFC CS-2 537 18A2409, Description: PFC CS-2 537 18A2409

d5-N-EtFOSAA

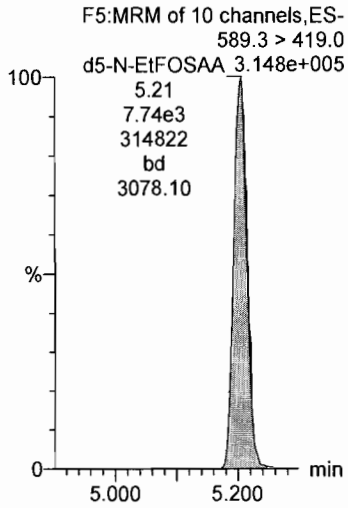

Dataset: U:\Q1.PRO\Results\2018\180129G2\180129G2-CRV.qld

Last Altered: Tuesday, January 30, 2018 09:36:46 Pacific Standard Time
Printed: Tuesday, January 30, 2018 09:37:36 Pacific Standard Time

Name: 180129G2_4, Date: 29-Jan-2018, Time: 16:30:12, ID: ST180129G2-3 PFC CS-1 537 18A2512, Description: PFC CS-1 537 18A2512

PFBS

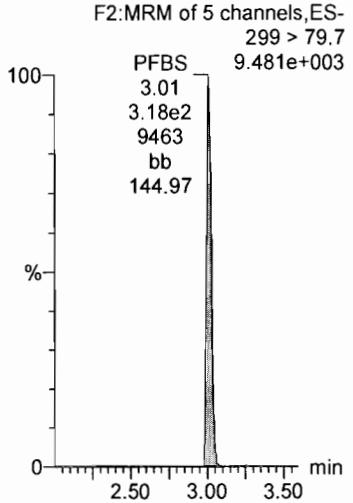

PFHxA

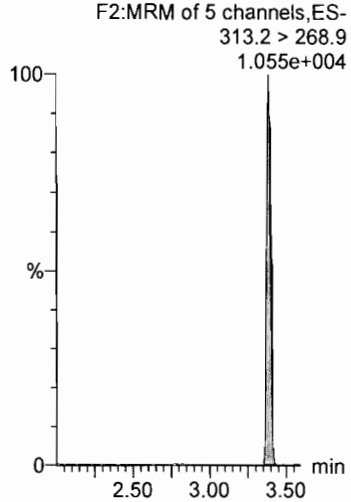

PFHpA

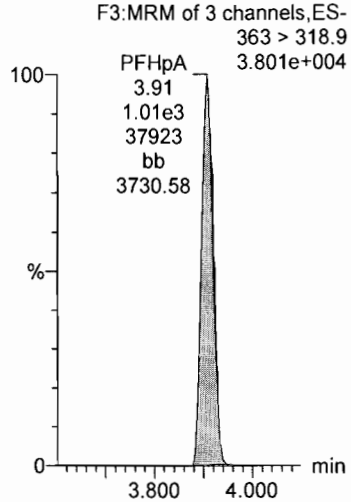

PFHxS

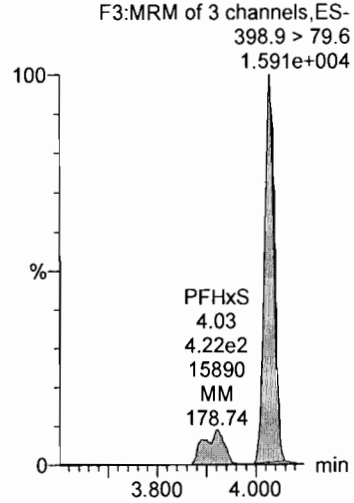

PFOA

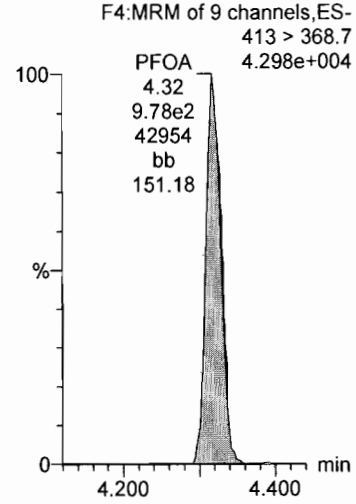

13C4-PFOS

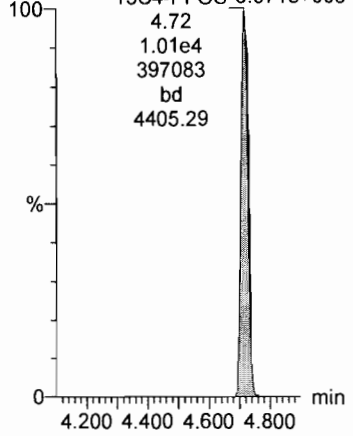

13C2-PFOA

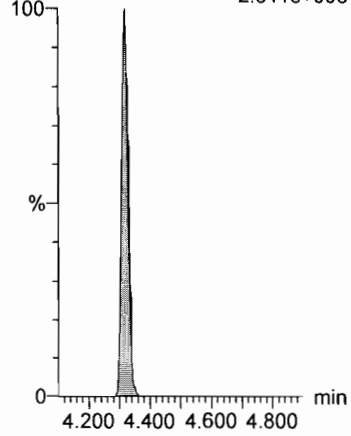

13C2-PFOA

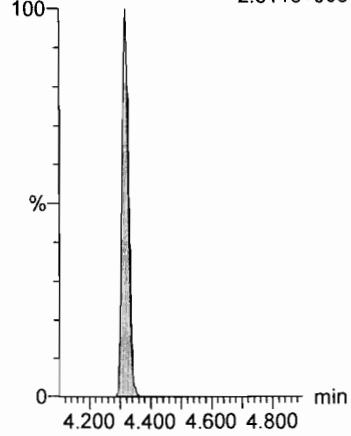

13C4-PFOS

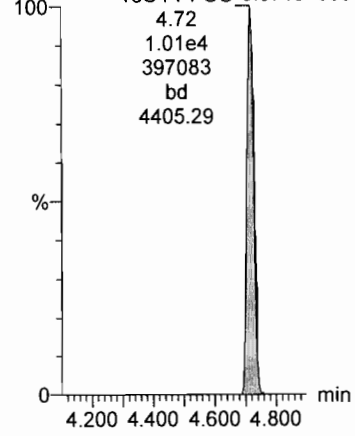

13C2-PFOA

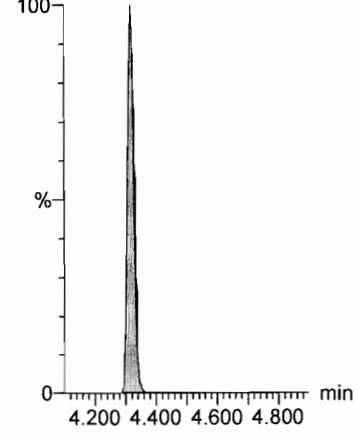

Dataset: U:\Q1.PRO\Results\2018\180129G2\180129G2-CRV.qld

Last Altered: Tuesday, January 30, 2018 09:36:46 Pacific Standard Time
Printed: Tuesday, January 30, 2018 09:37:36 Pacific Standard Time

Name: 180129G2_4, Date: 29-Jan-2018, Time: 16:30:12, ID: ST180129G2-3 PFC CS-1 537 18A2512, Description: PFC CS-1 537 18A2512

PFNA

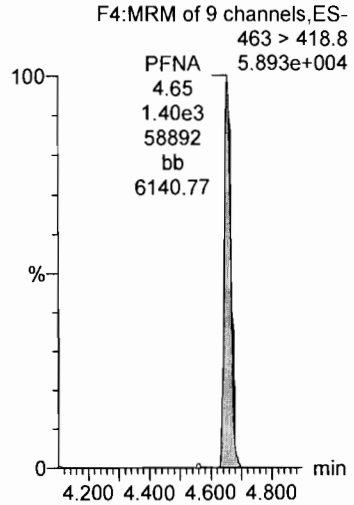

PFOS

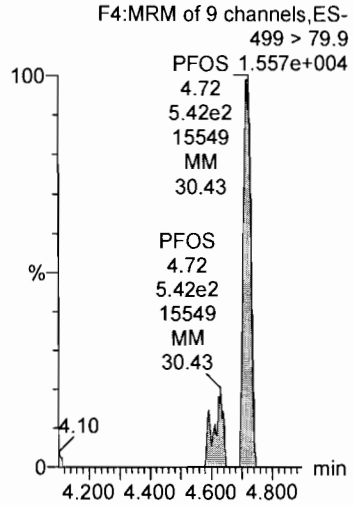

PFDA

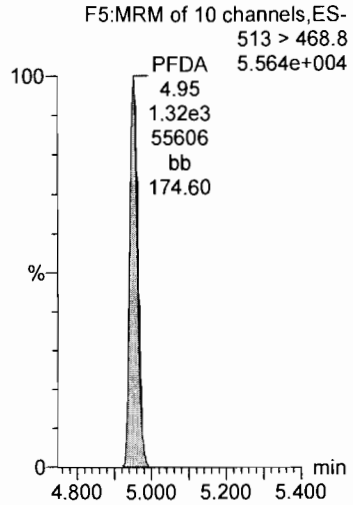

N-MeFOSAA

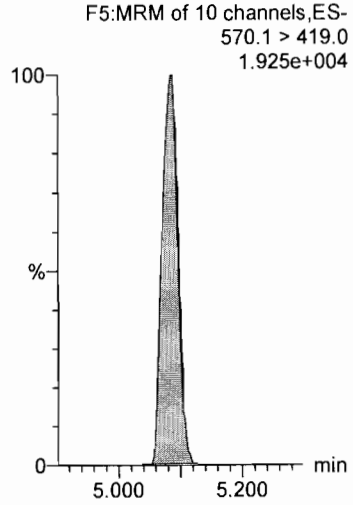

N-EtFOSAA

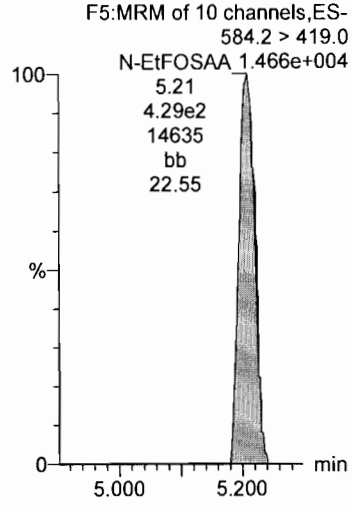

13C2-PFOA

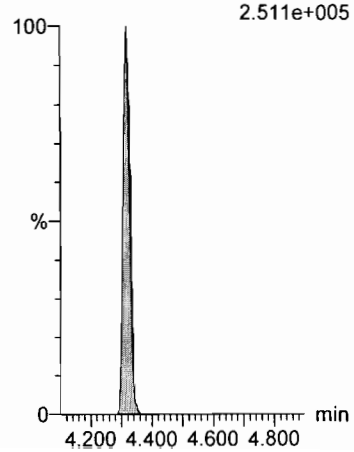

13C4-PFOS

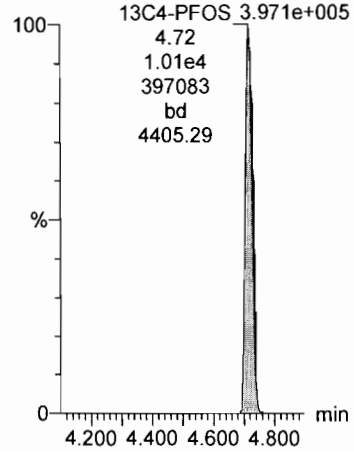

13C2-PFOA

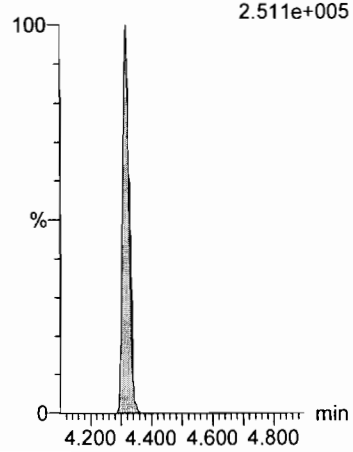

d3-N-MeFOSAA

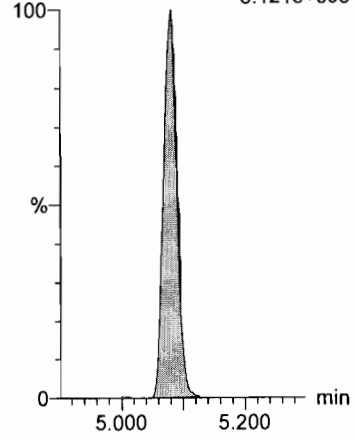

d3-N-MeFOSAA

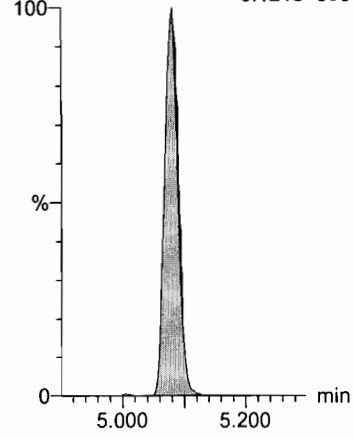

Dataset: U:\Q1.PRO\Results\2018\180129G2\180129G2-CRV.qld

Last Altered: Tuesday, January 30, 2018 09:36:46 Pacific Standard Time
Printed: Tuesday, January 30, 2018 09:37:36 Pacific Standard Time

Name: 180129G2_4, Date: 29-Jan-2018, Time: 16:30:12, ID: ST180129G2-3 PFC CS-1 537 18A2512, Description: PFC CS-1 537 18A2512

PFUnA

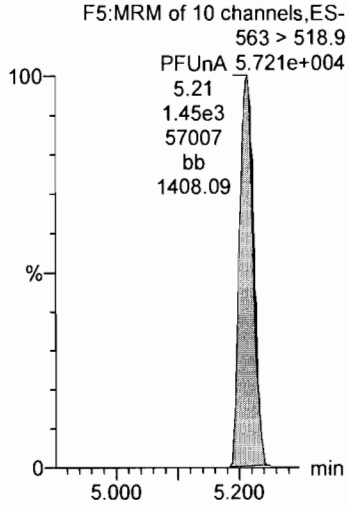

PFDoA



PFTrDA

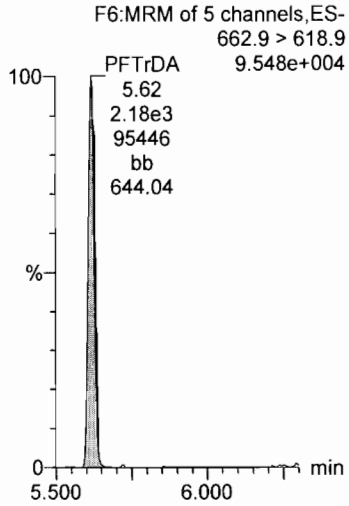

PFTeDA

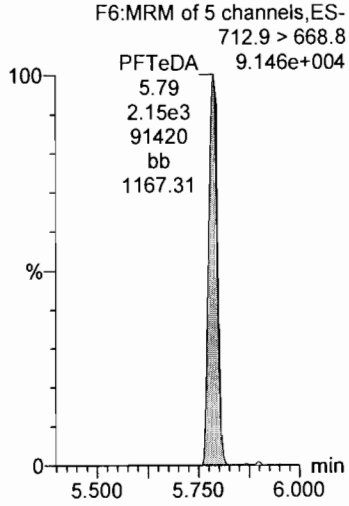

13C2-PFHxA

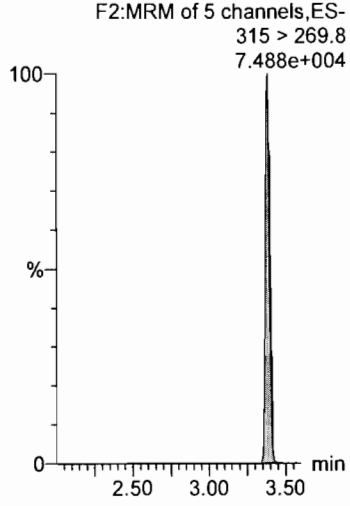

13C2-PFOA

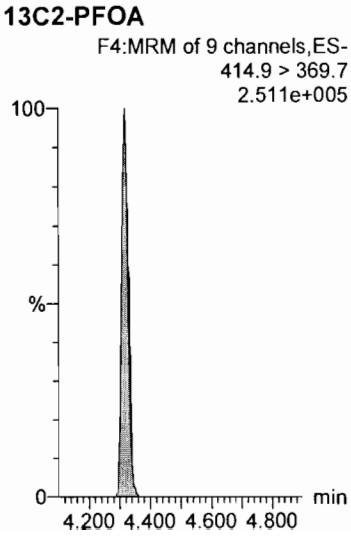

13C2-PFOA

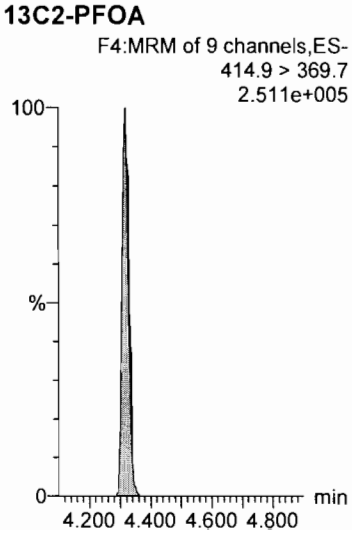

13C2-PFOA

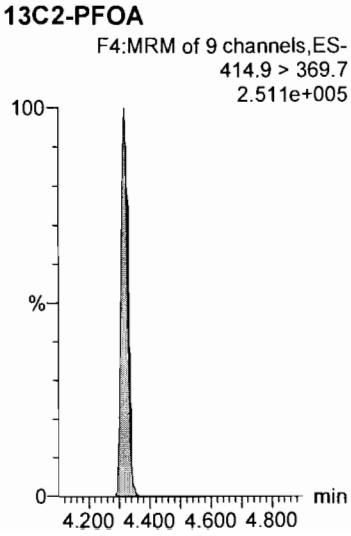

13C2-PFOA

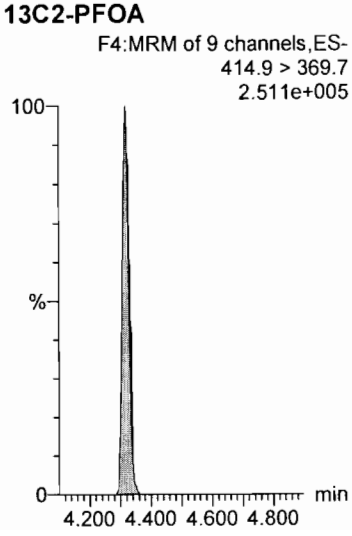

13C2-PFDA

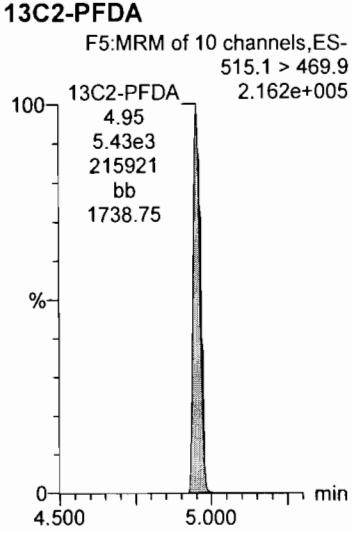

Dataset: U:\Q1.PRO\Results\2018\180129G2\180129G2-CRV.qld

Last Altered: Tuesday, January 30, 2018 09:36:46 Pacific Standard Time
Printed: Tuesday, January 30, 2018 09:37:36 Pacific Standard Time

Name: 180129G2_4, Date: 29-Jan-2018, Time: 16:30:12, ID: ST180129G2-3 PFC CS-1 537 18A2512, Description: PFC CS-1 537 18A2512

d5-N-EtFOSAA

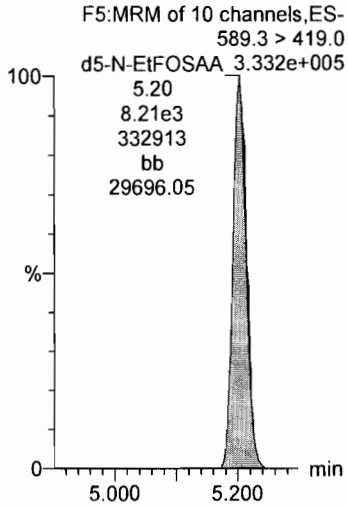

Dataset: U:\Q1.PRO\Results\2018\180129G2\180129G2-CRV.qld

Last Altered: Tuesday, January 30, 2018 09:36:46 Pacific Standard Time
Printed: Tuesday, January 30, 2018 09:37:36 Pacific Standard Time

Name: 180129G2_5, Date: 29-Jan-2018, Time: 16:42:37, ID: ST180129G2-4 PFC CS0 537 18A2410, Description: PFC CS0 537 18A2410

PFBS

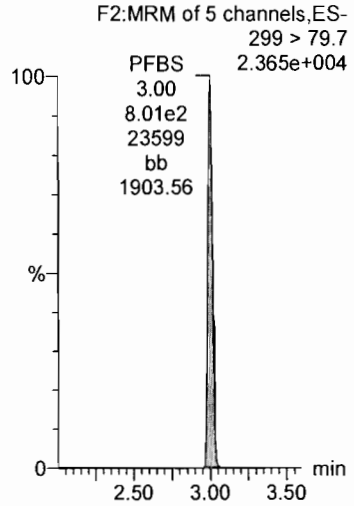

PFHxA

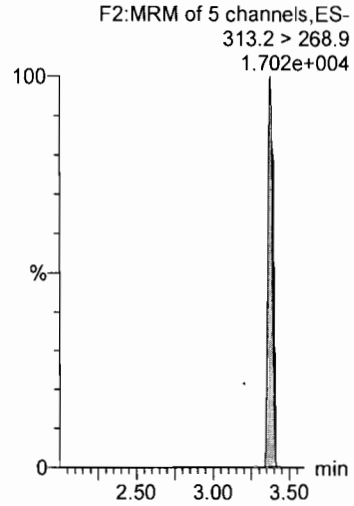

PFHpA

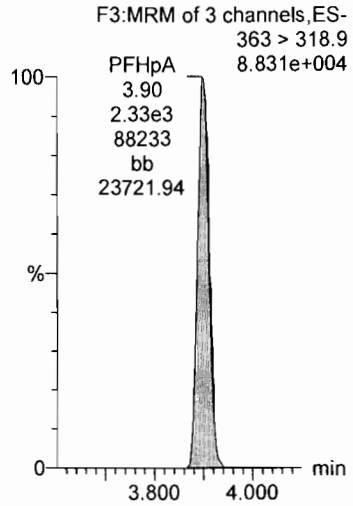

PFHxS

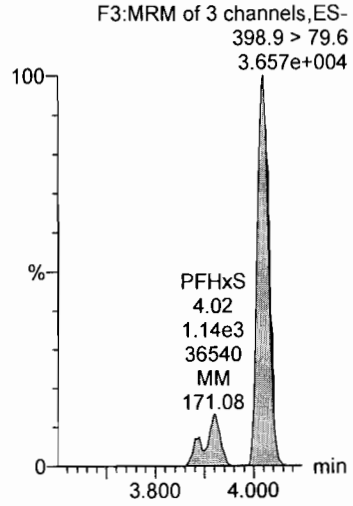

PFOA

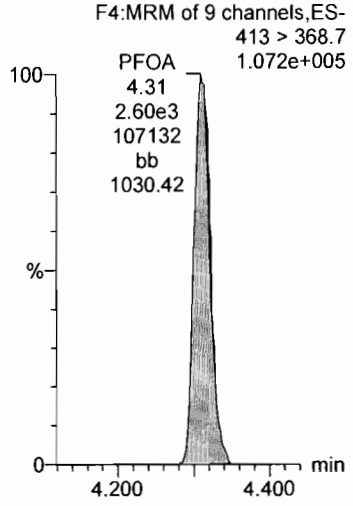

13C4-PFOS

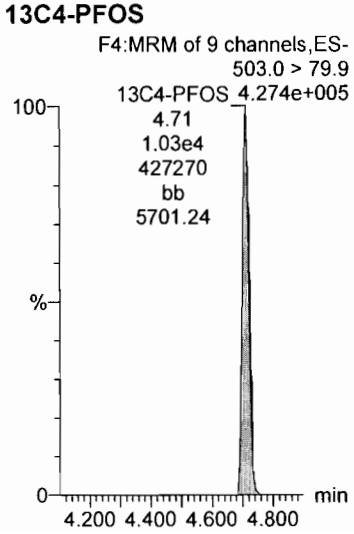

13C2-PFOA

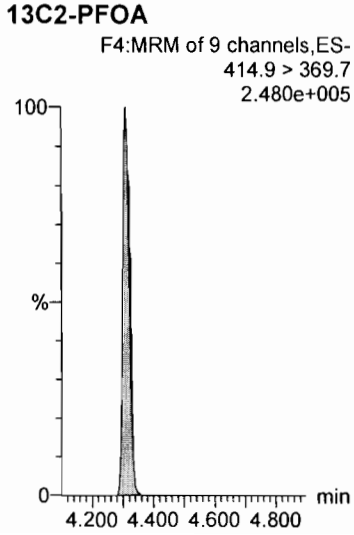

13C2-PFOA

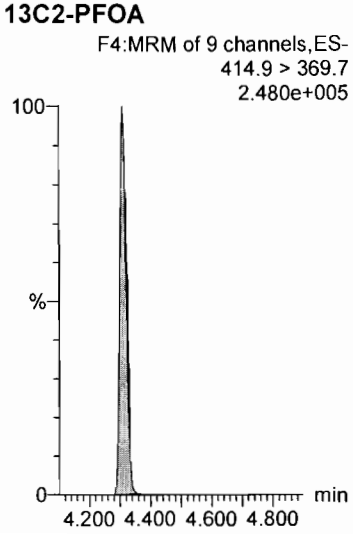

13C4-PFOS

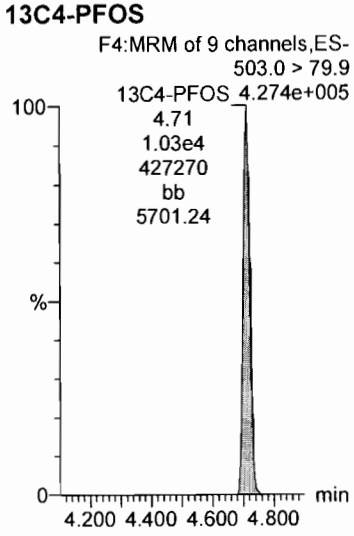

13C2-PFOA

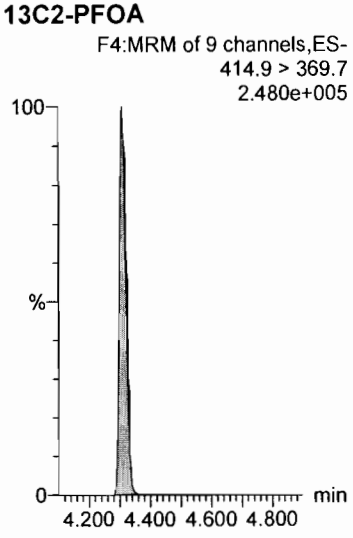

Dataset: U:\Q1.PRO\Results\2018\180129G2\180129G2-CRV.qld

Last Altered: Tuesday, January 30, 2018 09:36:46 Pacific Standard Time
Printed: Tuesday, January 30, 2018 09:37:36 Pacific Standard Time

Name: 180129G2_5, Date: 29-Jan-2018, Time: 16:42:37, ID: ST180129G2-4 PFC CS0 537 18A2410, Description: PFC CS0 537 18A2410

PFNA

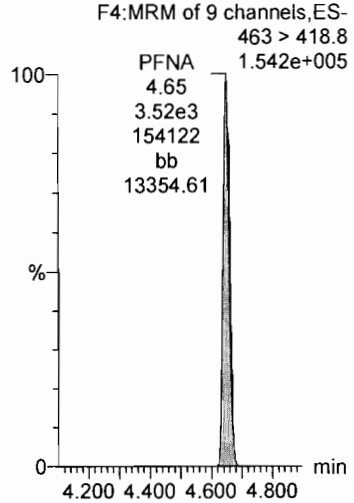

PFOS



PFDA

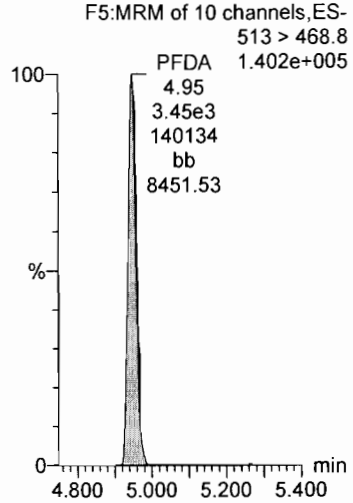

N-MeFOSAA

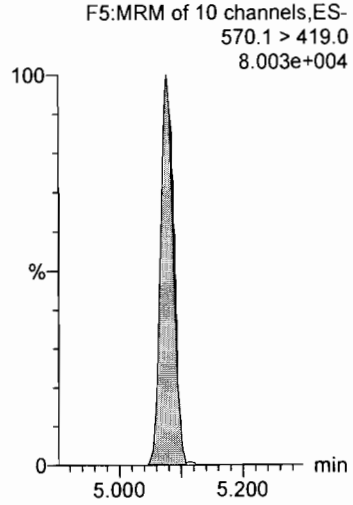

N-EtFOSAA

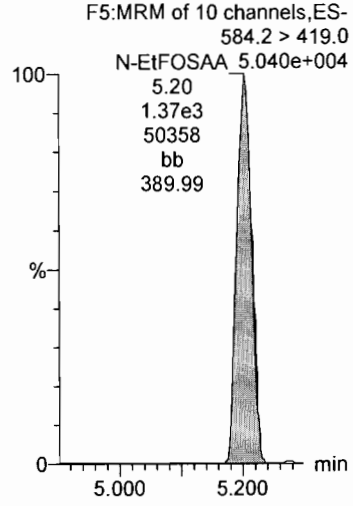

13C2-PFOA

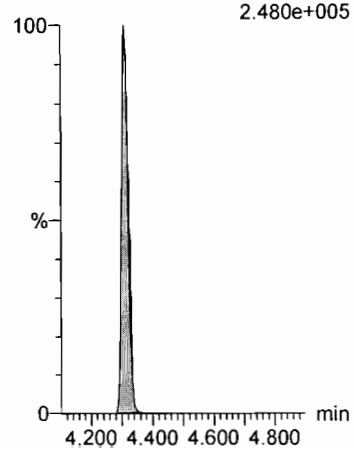

13C4-PFOS

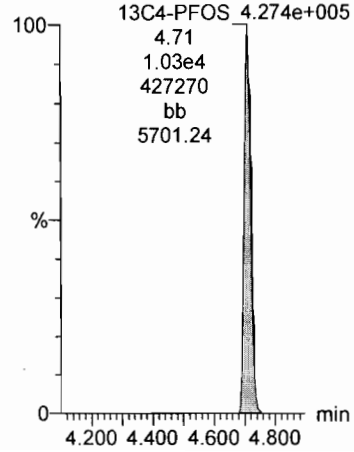

13C2-PFOA

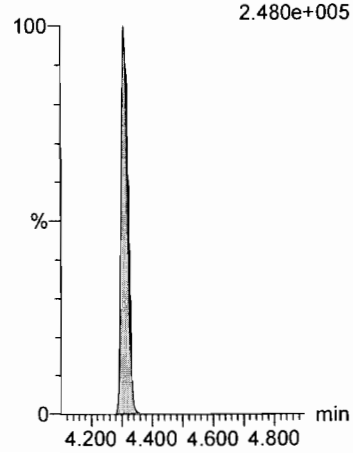

d3-N-MeFOSAA

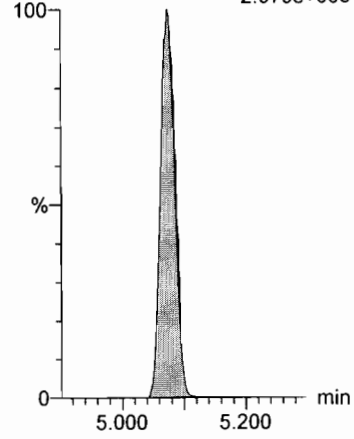

d3-N-MeFOSAA

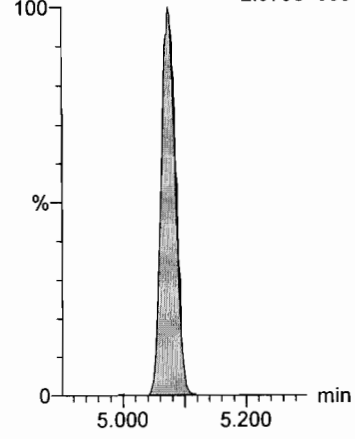

Dataset: U:\Q1.PRO\Results\2018\180129G2\180129G2-CRV.qld

Last Altered: Tuesday, January 30, 2018 09:36:46 Pacific Standard Time
Printed: Tuesday, January 30, 2018 09:37:36 Pacific Standard Time

Name: 180129G2_5, Date: 29-Jan-2018, Time: 16:42:37, ID: ST180129G2-4 PFC CS0 537 18A2410, Description: PFC CS0 537 18A2410

PFUnA

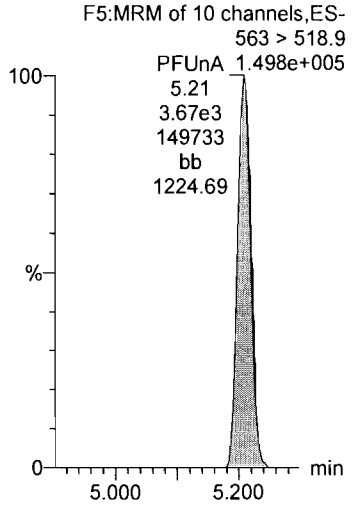

PFDoA

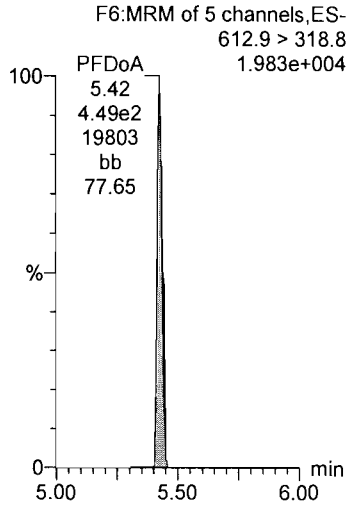

PFTrDA

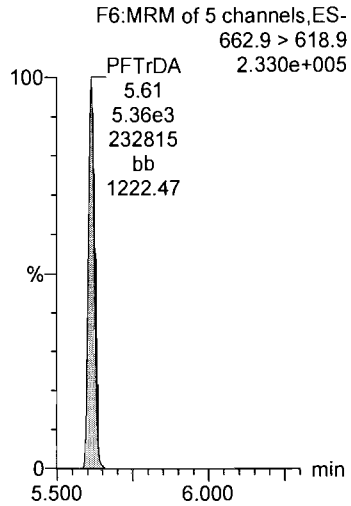

PFTeDA

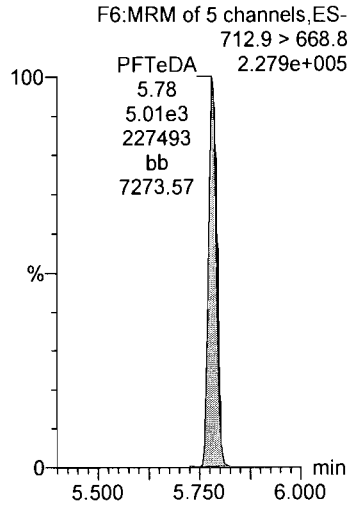

13C2-PFHxA

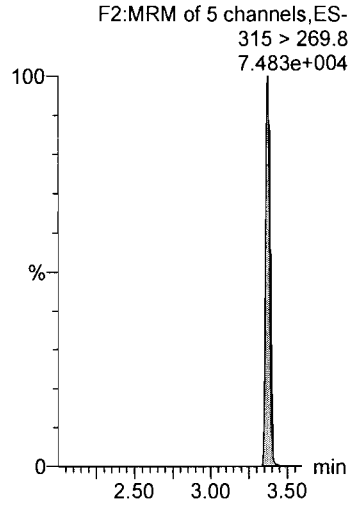

13C2-PFOA

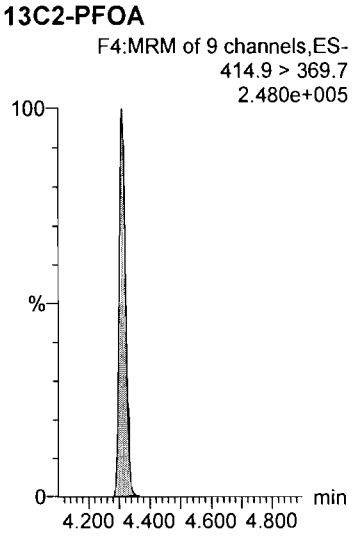

13C2-PFOA

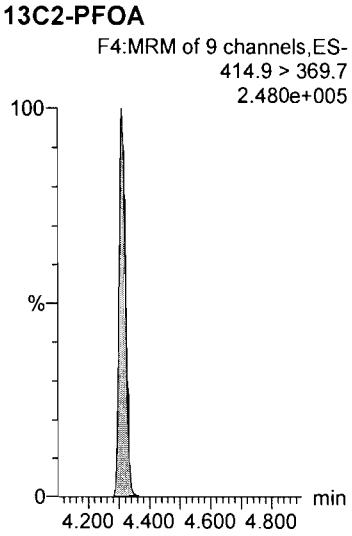

13C2-PFOA

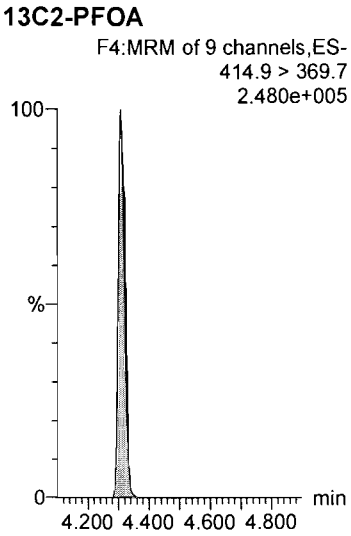

13C2-PFOA

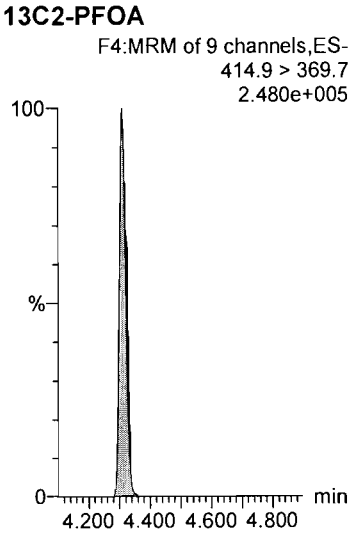

13C2-PFDA

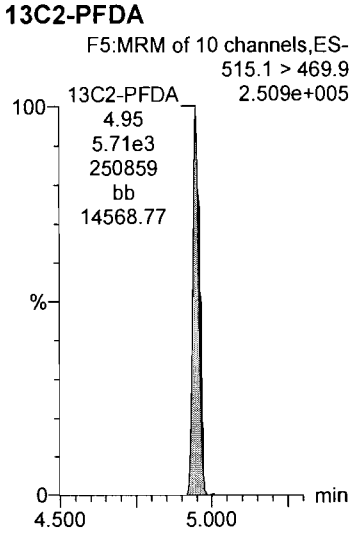

Dataset: U:\Q1.PRO\Results\2018\180129G2\180129G2-CRV.qld

Last Altered: Tuesday, January 30, 2018 09:36:46 Pacific Standard Time
Printed: Tuesday, January 30, 2018 09:37:36 Pacific Standard Time

Name: 180129G2_5, Date: 29-Jan-2018, Time: 16:42:37, ID: ST180129G2-4 PFC CS0 537 18A2410, Description: PFC CS0 537 18A2410

d5-N-EtFOSAA

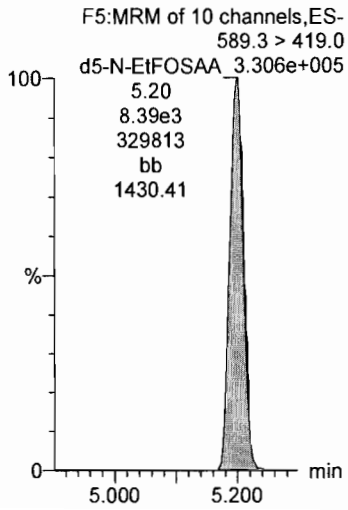

Dataset: U:\Q1.PRO\Results\2018\180129G2\180129G2-CRV.qld

Last Altered: Tuesday, January 30, 2018 09:36:46 Pacific Standard Time
Printed: Tuesday, January 30, 2018 09:37:36 Pacific Standard Time

Name: 180129G2_6, Date: 29-Jan-2018, Time: 16:55:04, ID: ST180129G2-5 PFC CS1 537 18A2411, Description: PFC CS1 537 18A2411

PFBS



PFHxA

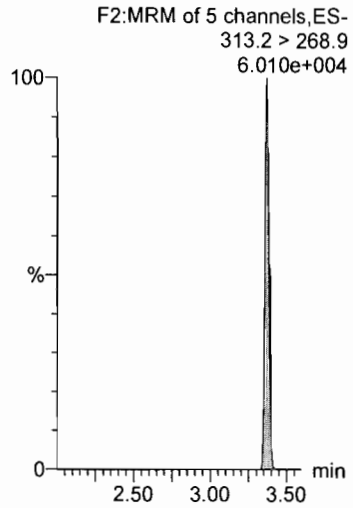

PFHpA

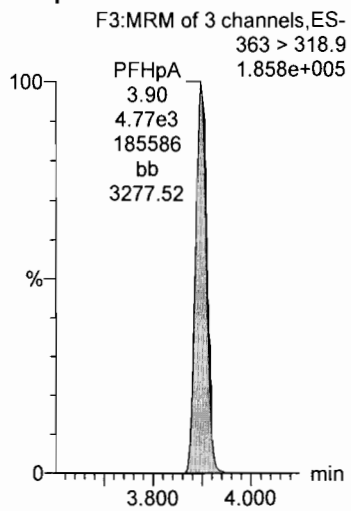

PFHxS

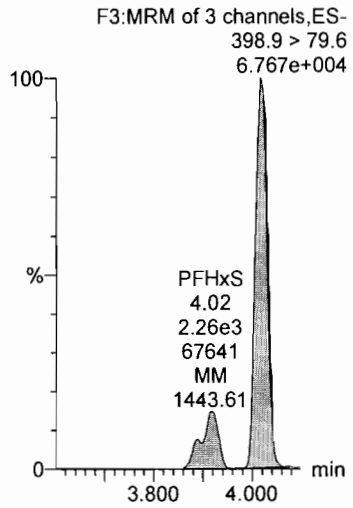

PFOA

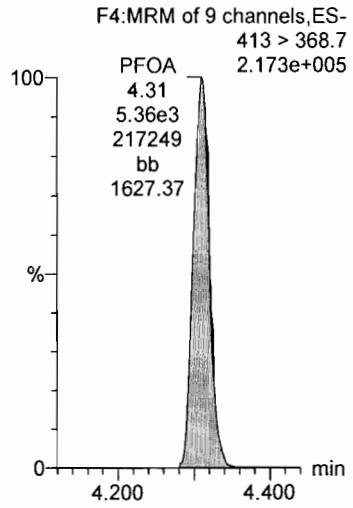

13C4-PFOS

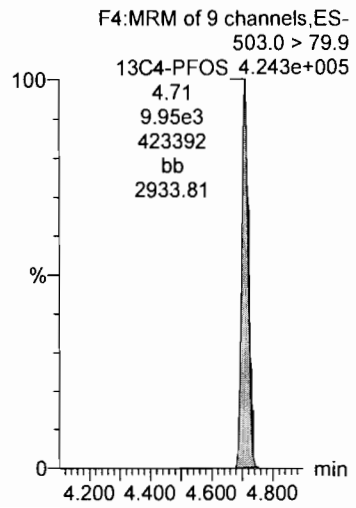

13C2-PFOA

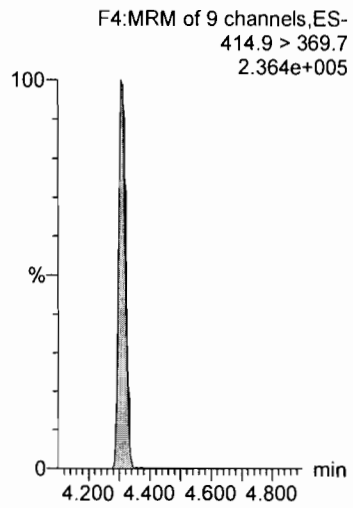

13C2-PFOA

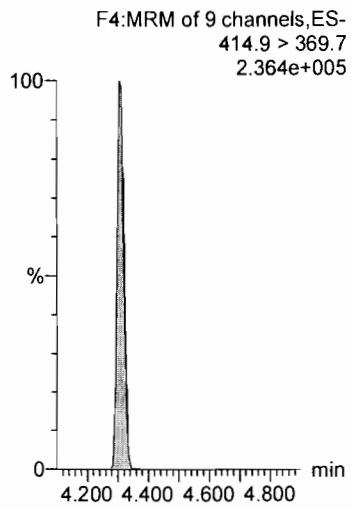

13C4-PFOS

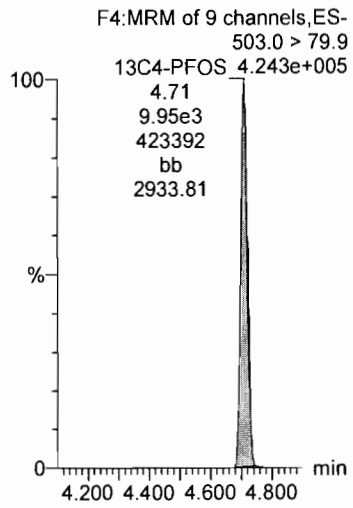

13C2-PFOA

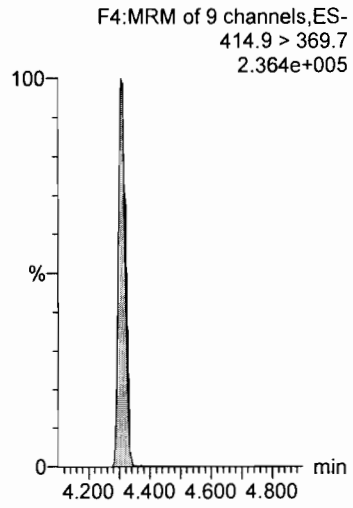

Dataset: U:\Q1.PRO\Results\2018\180129G2\180129G2-CRV.qld

Last Altered: Tuesday, January 30, 2018 09:36:46 Pacific Standard Time
Printed: Tuesday, January 30, 2018 09:37:36 Pacific Standard Time

Name: 180129G2_6, Date: 29-Jan-2018, Time: 16:55:04, ID: ST180129G2-5 PFC CS1 537 18A2411, Description: PFC CS1 537 18A2411

PFNA

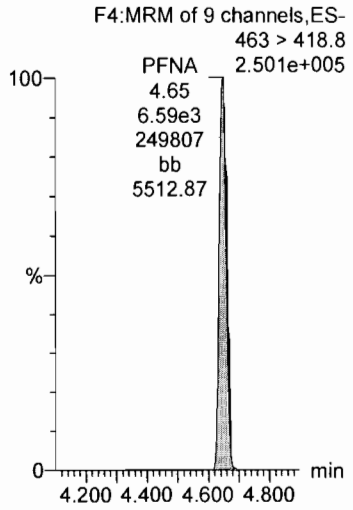

PFOS

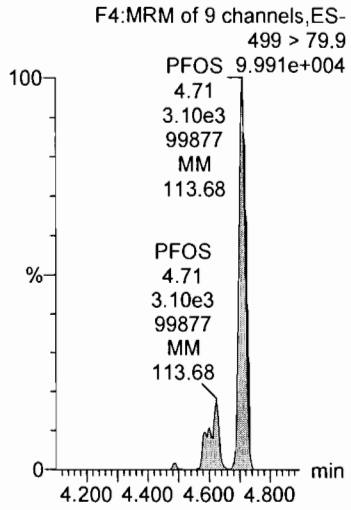

PFDA

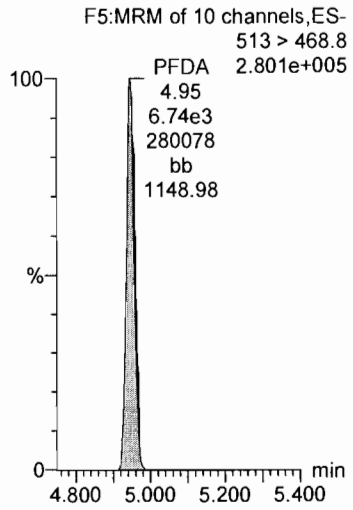

N-MeFOSAA

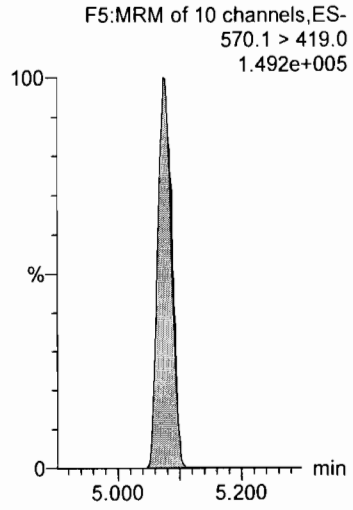

N-EtFOSAA

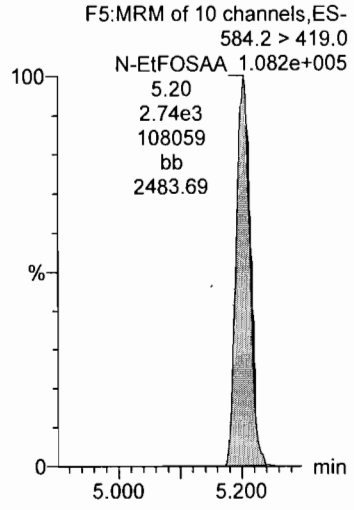

13C2-PFOA

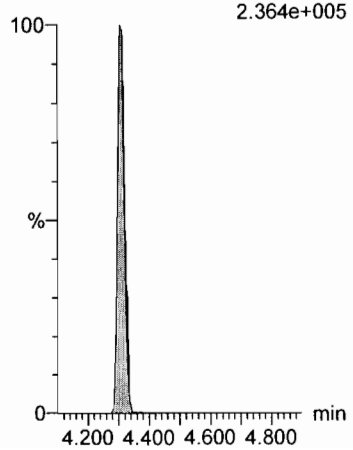

13C4-PFOS

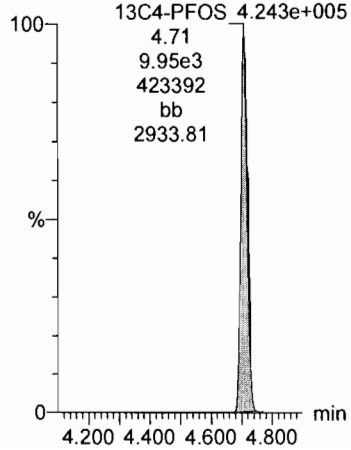

13C2-PFOA

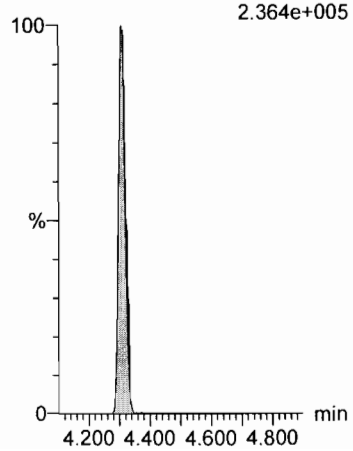

d3-N-MeFOSAA

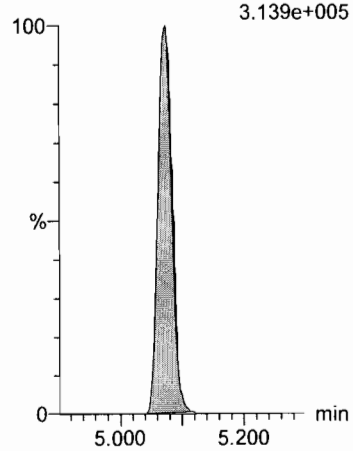

d3-N-MeFOSAA

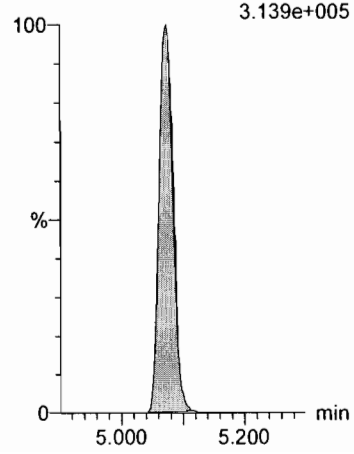

Dataset: U:\Q1.PRO\Results\2018\180129G2\180129G2-CRV.qld

Last Altered: Tuesday, January 30, 2018 09:36:46 Pacific Standard Time
Printed: Tuesday, January 30, 2018 09:37:36 Pacific Standard Time

Name: 180129G2_6, Date: 29-Jan-2018, Time: 16:55:04, ID: ST180129G2-5 PFC CS1 537 18A2411, Description: PFC CS1 537 18A2411

PFUnA

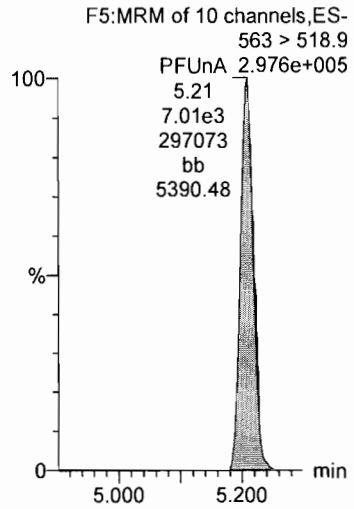

PFDoA



PFTrDA

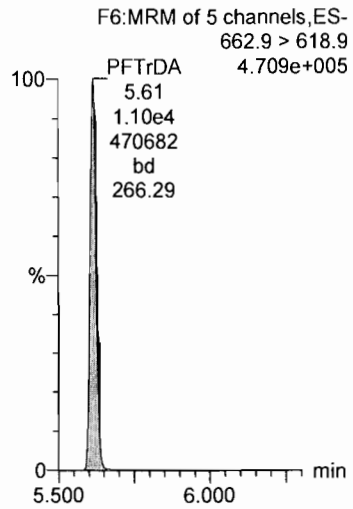

PFTeDA

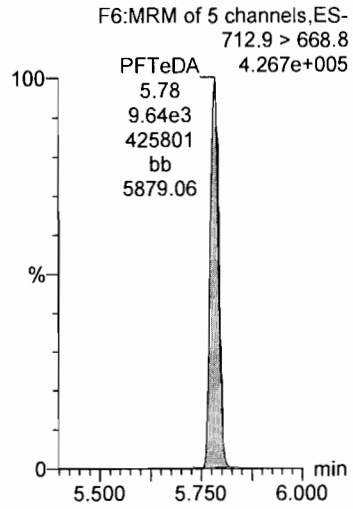

13C2-PFHxA

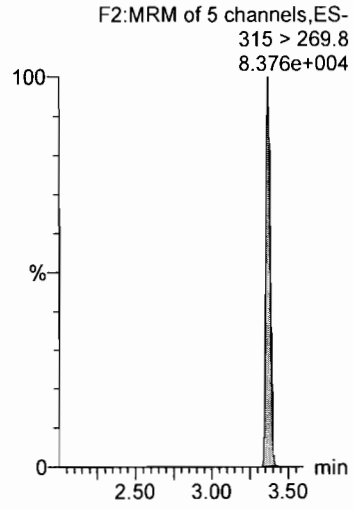

13C2-PFOA

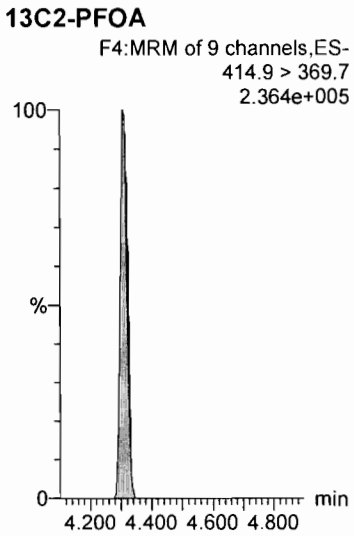

13C2-PFOA

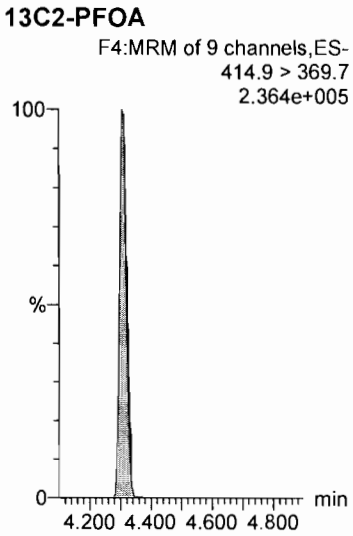

13C2-PFOA

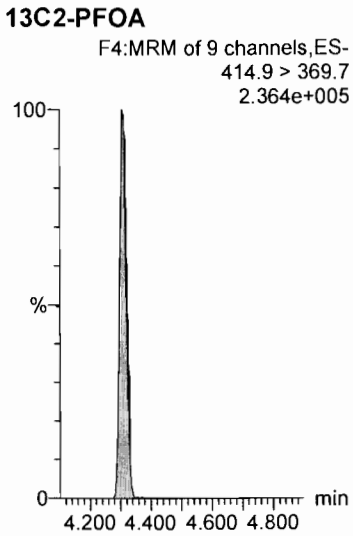

13C2-PFOA

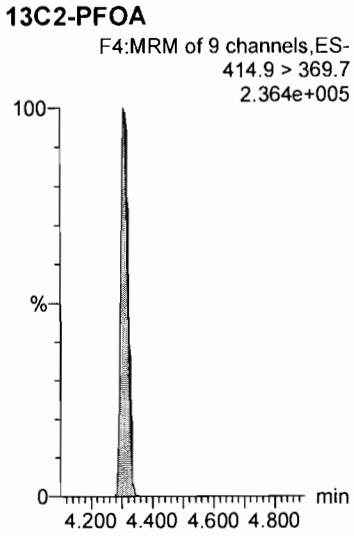

13C2-PFDA

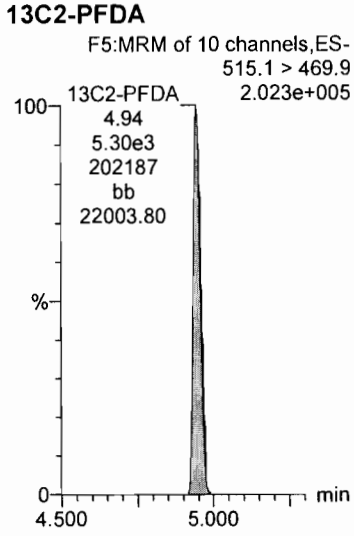

Dataset: U:\Q1.PRO\Results\2018\180129G2\180129G2-CRV.qld

Last Altered: Tuesday, January 30, 2018 09:36:46 Pacific Standard Time
Printed: Tuesday, January 30, 2018 09:37:36 Pacific Standard Time

Name: 180129G2_6, Date: 29-Jan-2018, Time: 16:55:04, ID: ST180129G2-5 PFC CS1 537 18A2411, Description: PFC CS1 537 18A2411

d5-N-EtFOSAA

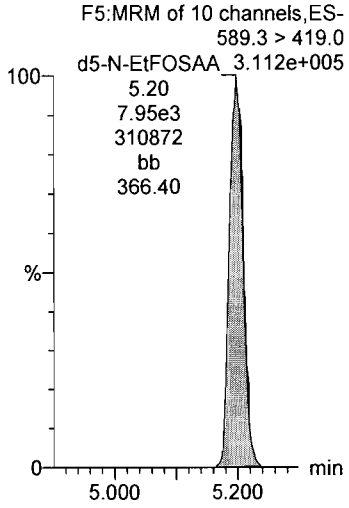

Dataset: U:\Q1.PRO\Results\2018\180129G2\180129G2-CRV.qld

Last Altered: Tuesday, January 30, 2018 09:36:46 Pacific Standard Time
Printed: Tuesday, January 30, 2018 09:37:36 Pacific Standard Time

Name: 180129G2_7, Date: 29-Jan-2018, Time: 17:07:28, ID: ST180129G2-6 PFC CS2 537 18A2412, Description: PFC CS2 537 18A2412

PFBS

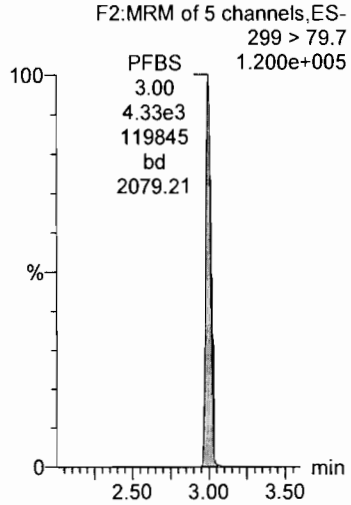

PFHxA

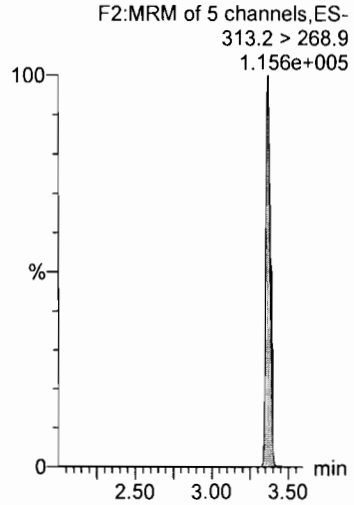

PFHpA

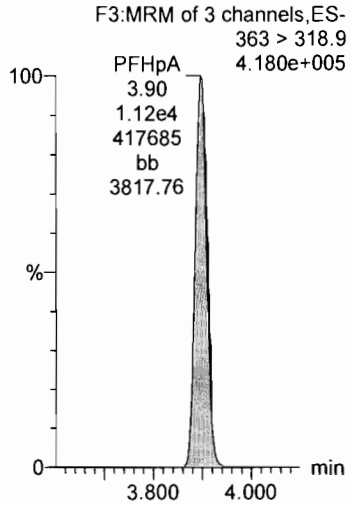

PFHxS

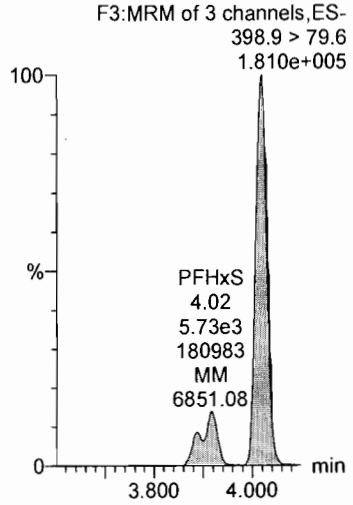

PFOA

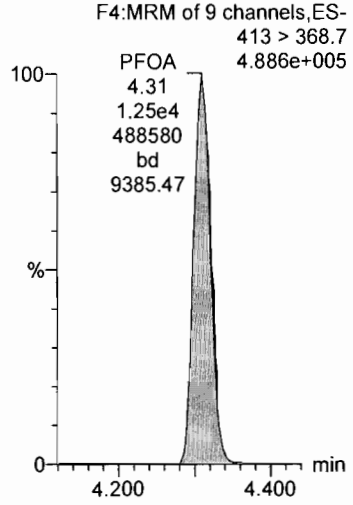

13C4-PFOS

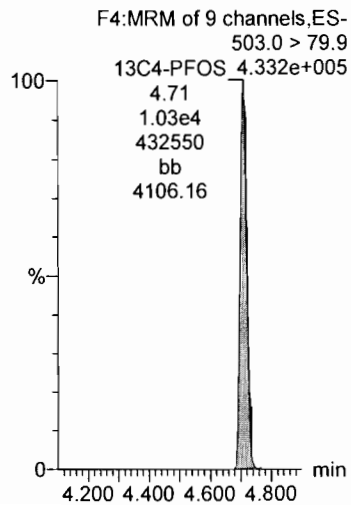

13C2-PFOA

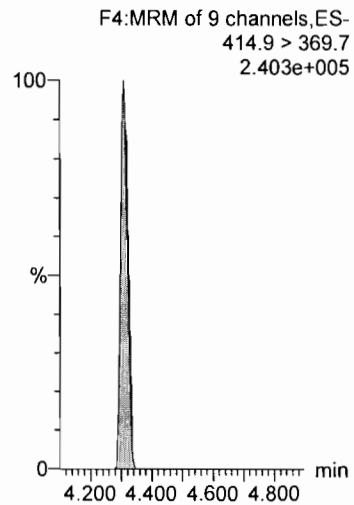

13C2-PFOA

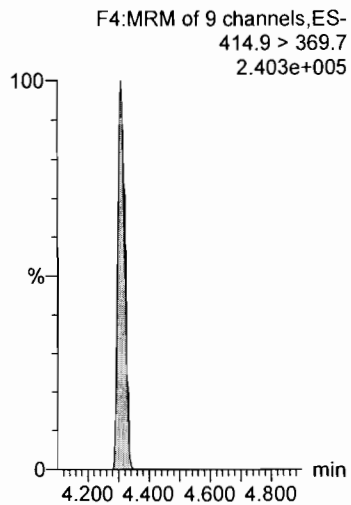

13C4-PFOS

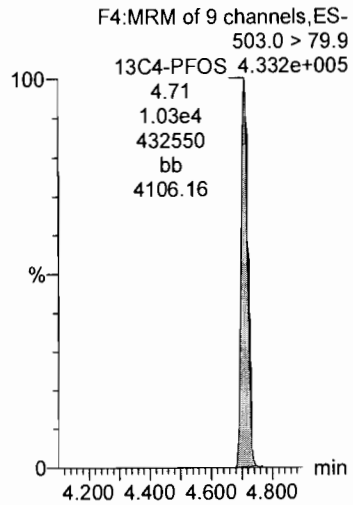

13C2-PFOA

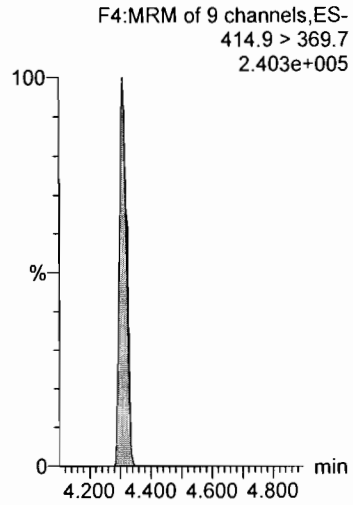

Dataset: U:\Q1.PRO\Results\2018\180129G2\180129G2-CRV.qld

Last Altered: Tuesday, January 30, 2018 09:36:46 Pacific Standard Time
Printed: Tuesday, January 30, 2018 09:37:36 Pacific Standard Time

Name: 180129G2_7, Date: 29-Jan-2018, Time: 17:07:28, ID: ST180129G2-6 PFC CS2 537 18A2412, Description: PFC CS2 537 18A2412

PFNA

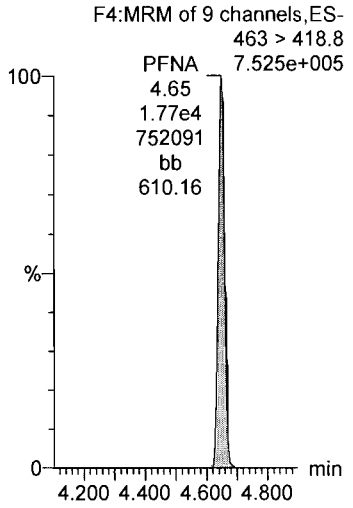

PFOS

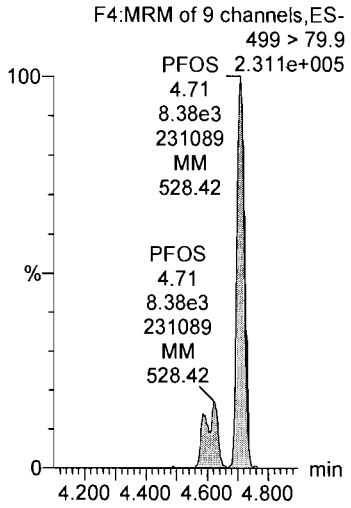

PFDA

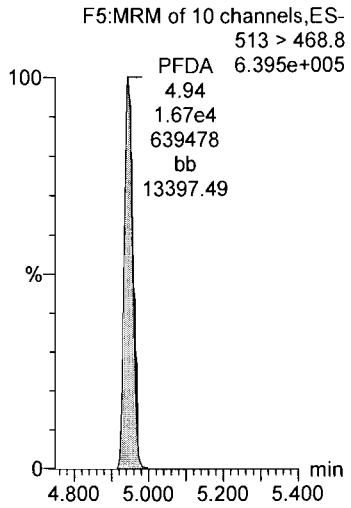

N-MeFOSAA

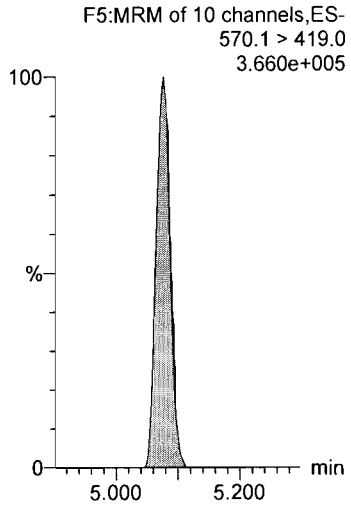

N-EtFOSAA

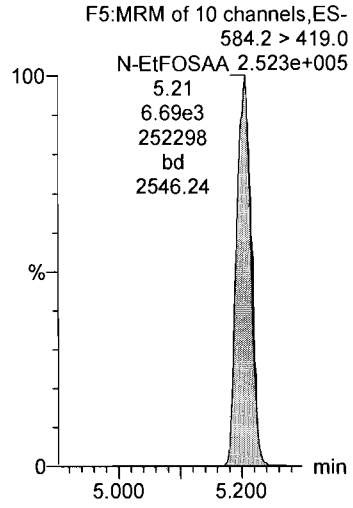

13C2-PFOA

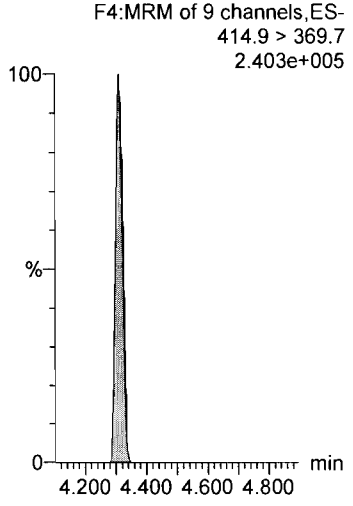

13C4-PFOS

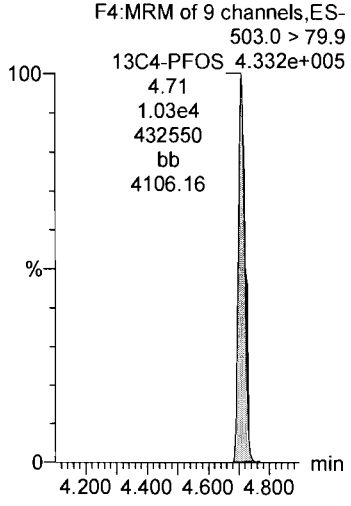

13C2-PFOA

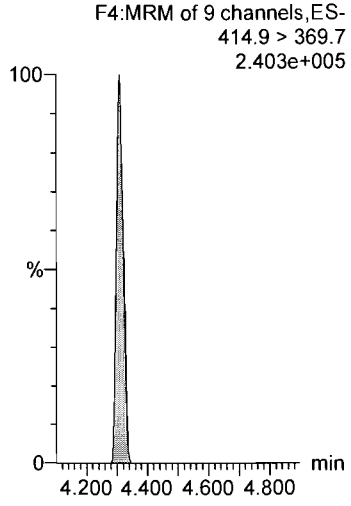

d3-N-MeFOSAA

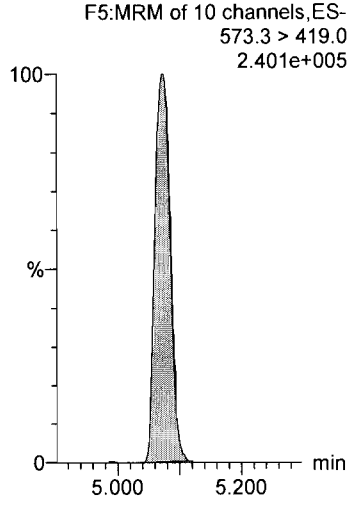

d3-N-MeFOSAA

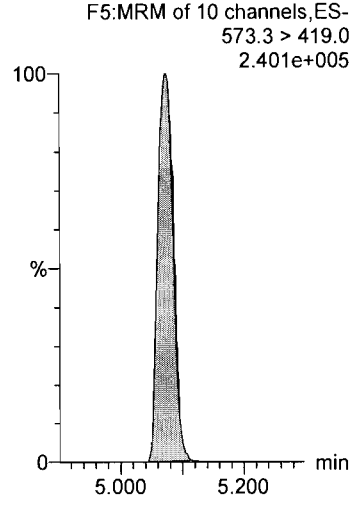

Dataset: U:\Q1.PRO\Results\2018\180129G2\180129G2-CRV.qld

Last Altered: Tuesday, January 30, 2018 09:36:46 Pacific Standard Time
Printed: Tuesday, January 30, 2018 09:37:36 Pacific Standard Time

Name: 180129G2_7, Date: 29-Jan-2018, Time: 17:07:28, ID: ST180129G2-6 PFC CS2 537 18A2412, Description: PFC CS2 537 18A2412

PFUnA

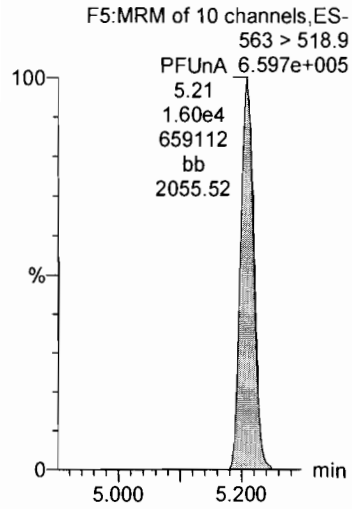

PFDoA

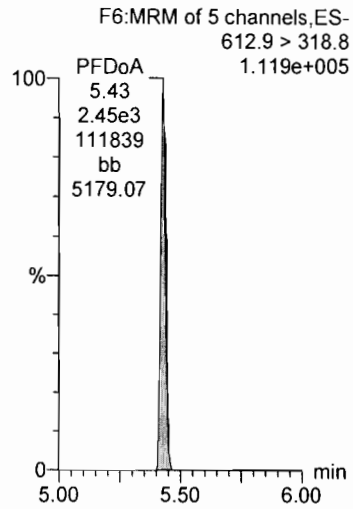

PFTrDA

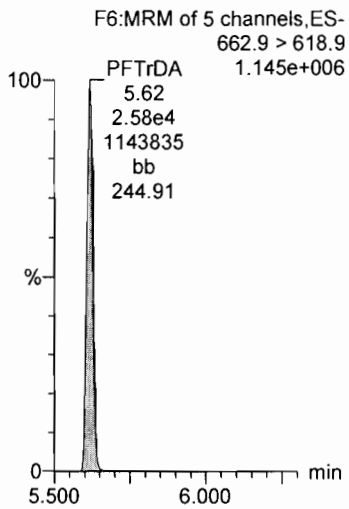

PFTeDA

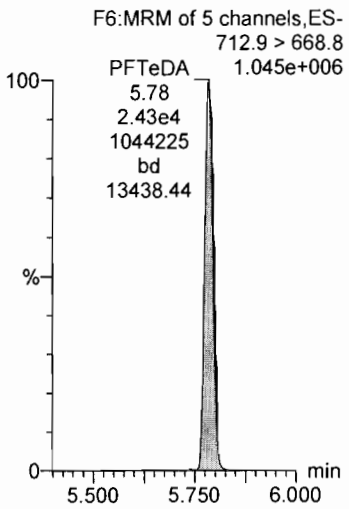

13C2-PFHxA

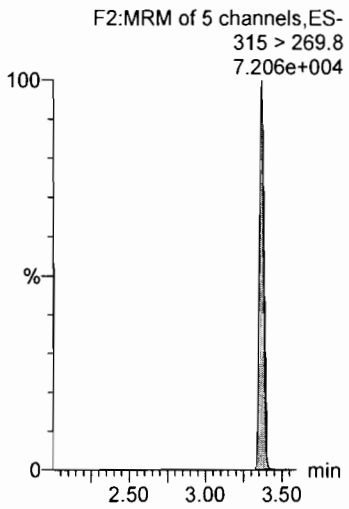

13C2-PFOA

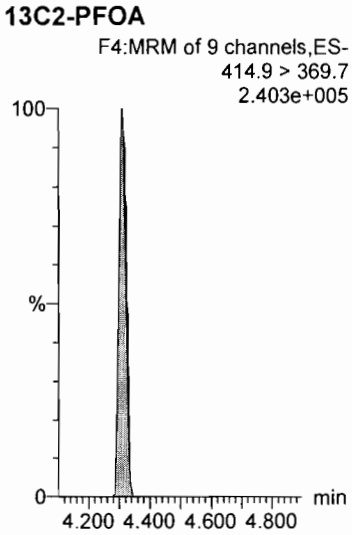

13C2-PFOA

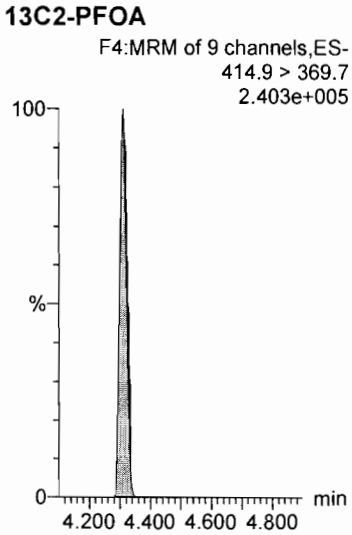

13C2-PFOA

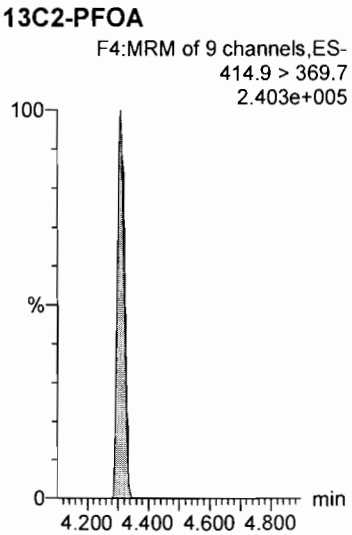

13C2-PFOA

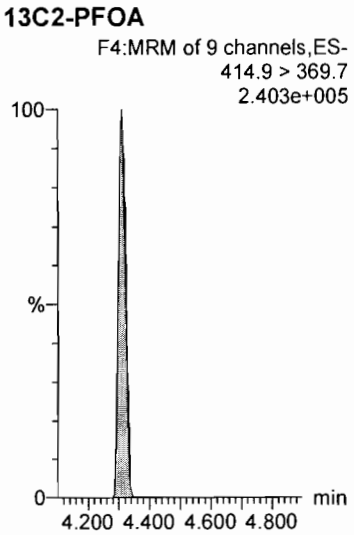

13C2-PFDA

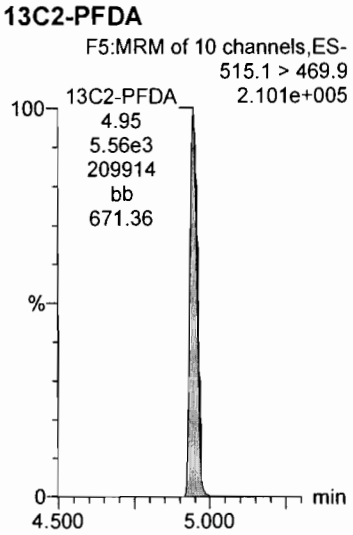

Dataset: U:\Q1.PRO\Results\2018\180129G2\180129G2-CRV.qld

Last Altered: Tuesday, January 30, 2018 09:36:46 Pacific Standard Time
Printed: Tuesday, January 30, 2018 09:37:36 Pacific Standard Time

Name: 180129G2_7, Date: 29-Jan-2018, Time: 17:07:28, ID: ST180129G2-6 PFC CS2 537 18A2412, Description: PFC CS2 537 18A2412

d5-N-EtFOSAA

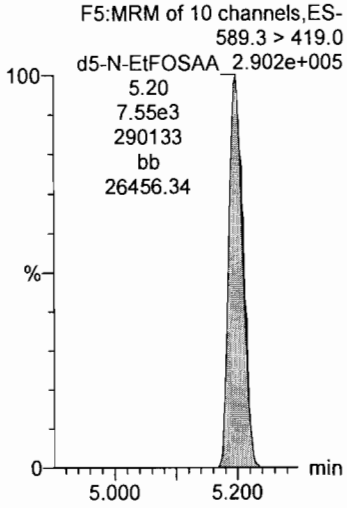

Dataset: U:\Q1.PRO\Results\2018\180129G2\180129G2-CRV.qld

Last Altered: Tuesday, January 30, 2018 09:36:46 Pacific Standard Time
Printed: Tuesday, January 30, 2018 09:37:36 Pacific Standard Time

Name: 180129G2_8, Date: 29-Jan-2018, Time: 17:19:53, ID: ST180129G2-7 PFC CS3 537 18A2413, Description: PFC CS3 537 18A2413

PFBS

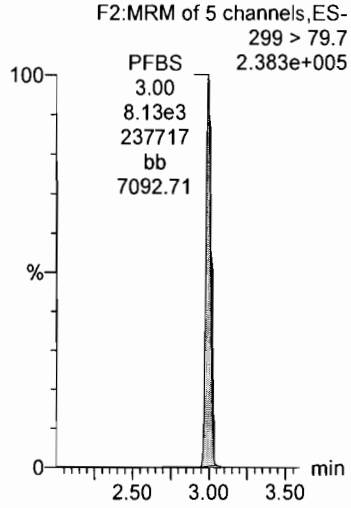

PFHxA

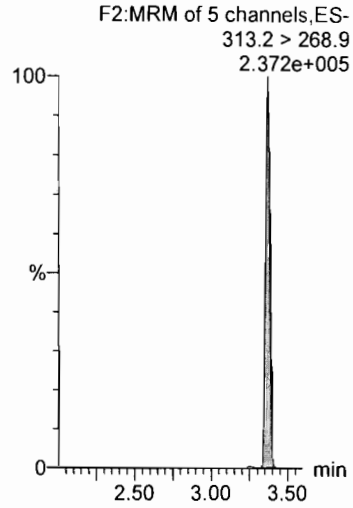

PFHpA

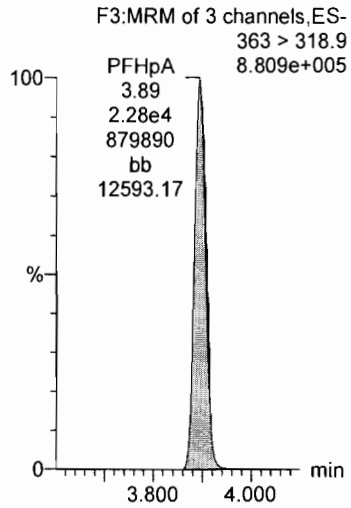

PFHxS

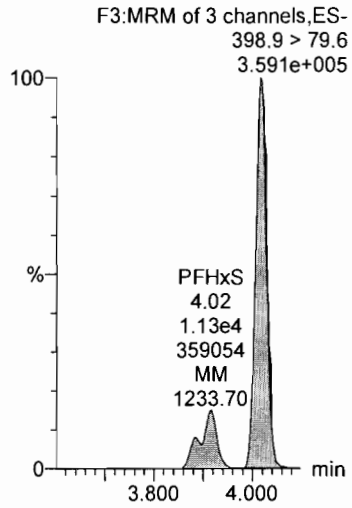

PFOA

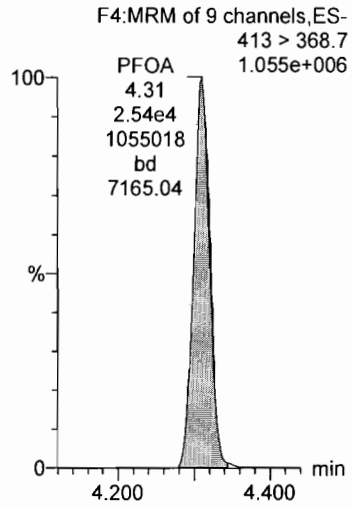

13C4-PFOS

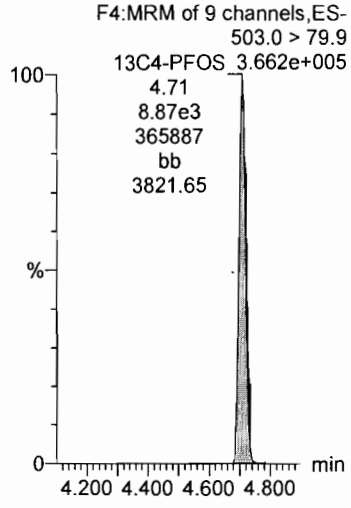

13C2-PFOA

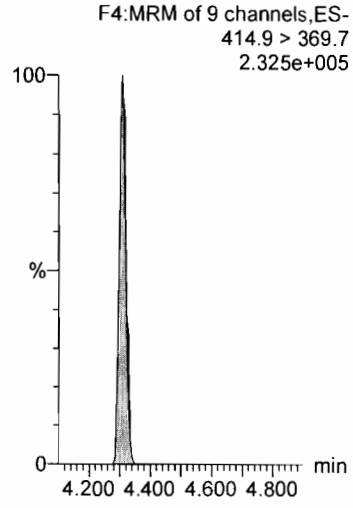

13C2-PFOA

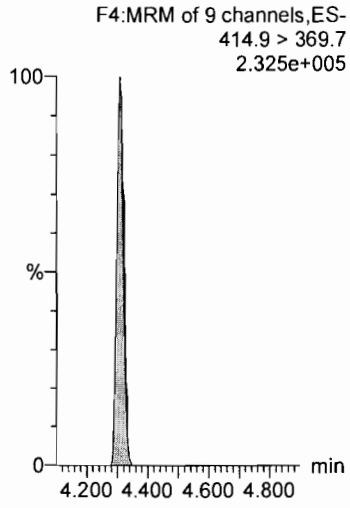

13C4-PFOS

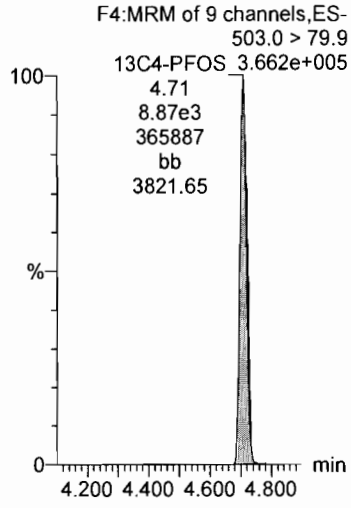

13C2-PFOA

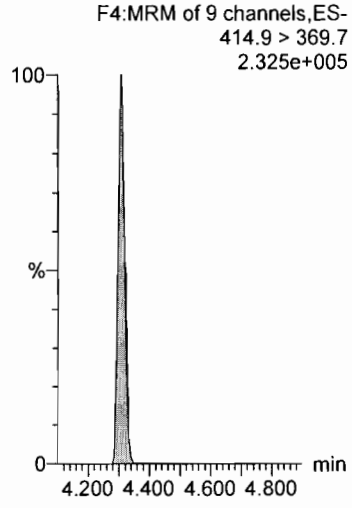

Dataset: U:\Q1.PRO\Results\2018\180129G2\180129G2-CRV.qld

Last Altered: Tuesday, January 30, 2018 09:36:46 Pacific Standard Time
Printed: Tuesday, January 30, 2018 09:37:36 Pacific Standard Time

Name: 180129G2_8, Date: 29-Jan-2018, Time: 17:19:53, ID: ST180129G2-7 PFC CS3 537 18A2413, Description: PFC CS3 537 18A2413

PFNA

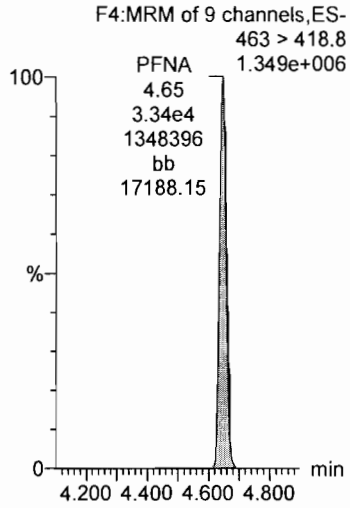

PFOS



PFDA

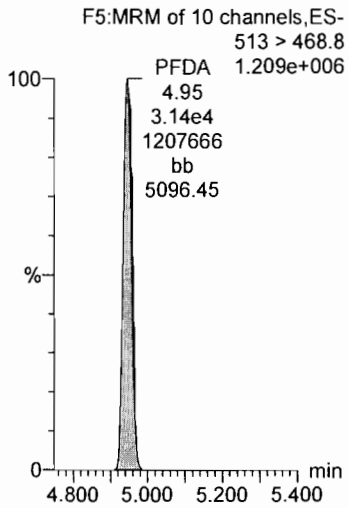

N-MeFOSAA

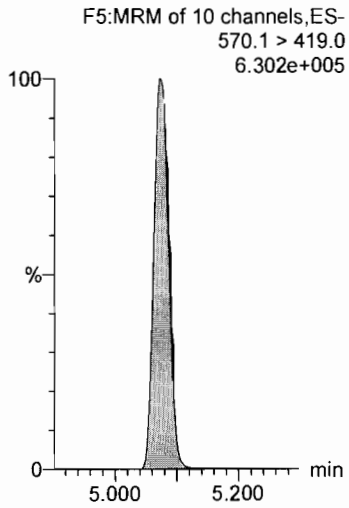

N-EtFOSAA

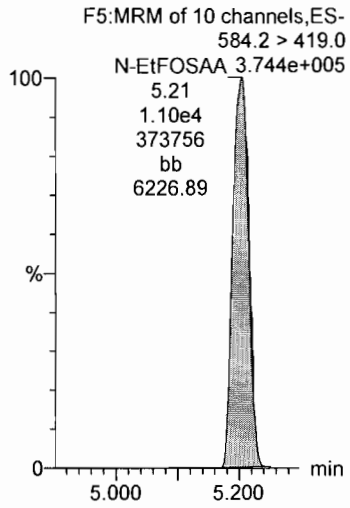

13C2-PFOA

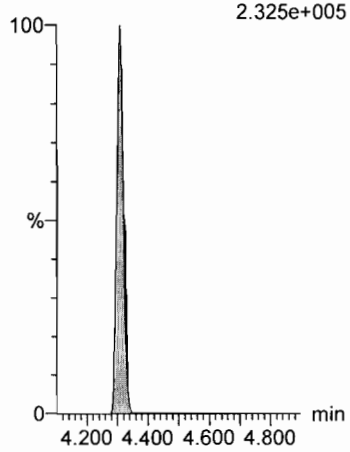

13C4-PFOS

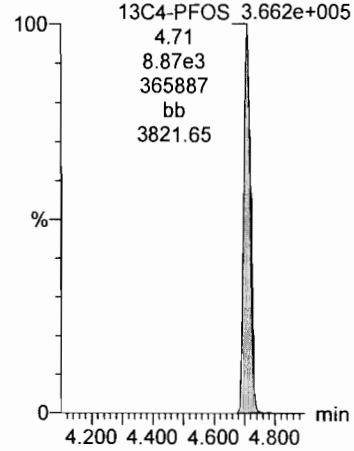

13C2-PFOA

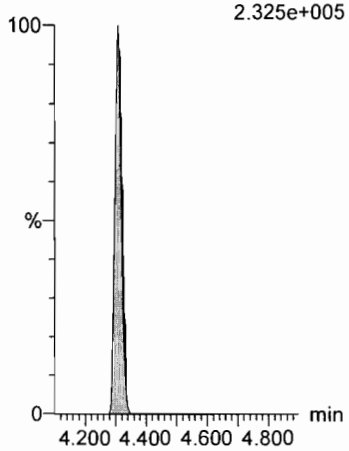

d3-N-MeFOSAA

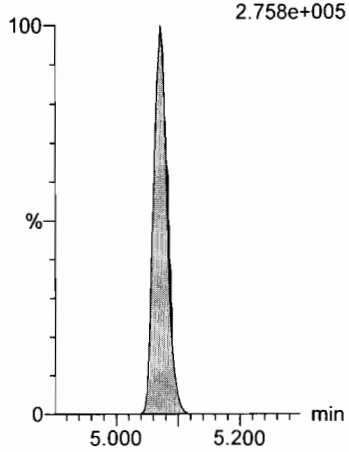

d3-N-MeFOSAA

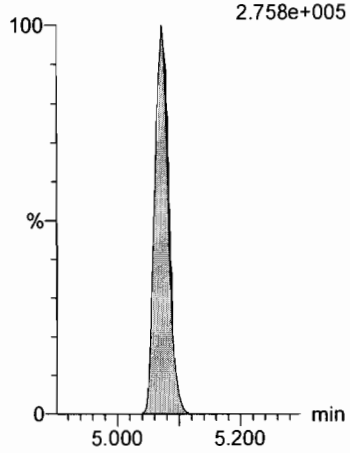

Dataset: U:\Q1.PRO\Results\2018\180129G2\180129G2-CRV.qld

Last Altered: Tuesday, January 30, 2018 09:36:46 Pacific Standard Time
Printed: Tuesday, January 30, 2018 09:37:36 Pacific Standard Time

Name: 180129G2_8, Date: 29-Jan-2018, Time: 17:19:53, ID: ST180129G2-7 PFC CS3 537 18A2413, Description: PFC CS3 537 18A2413

PFUnA

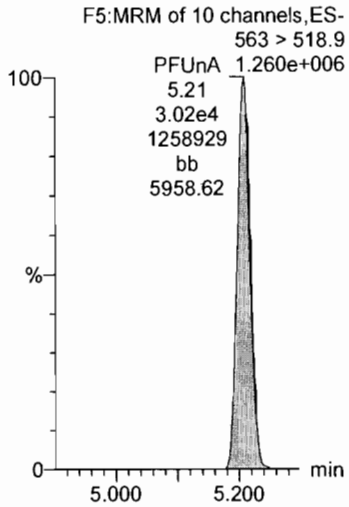

PFDoA

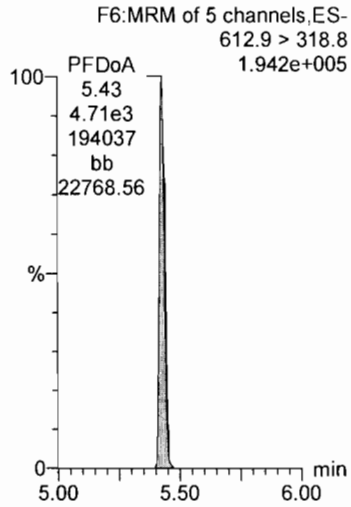

PFTrDA

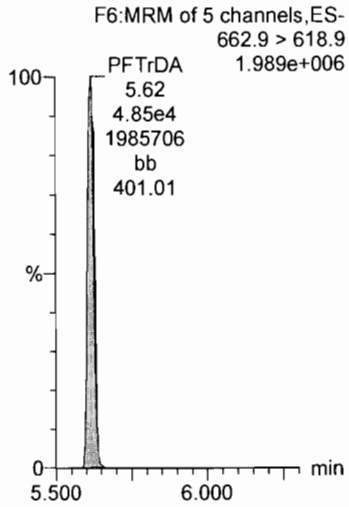

PFTeDA

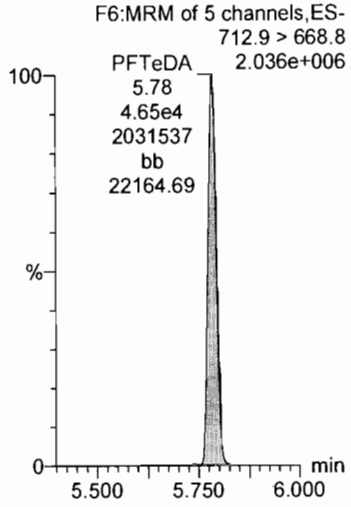

13C2-PFHxA

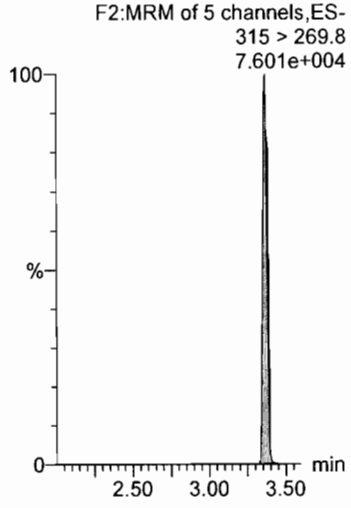

13C2-PFOA

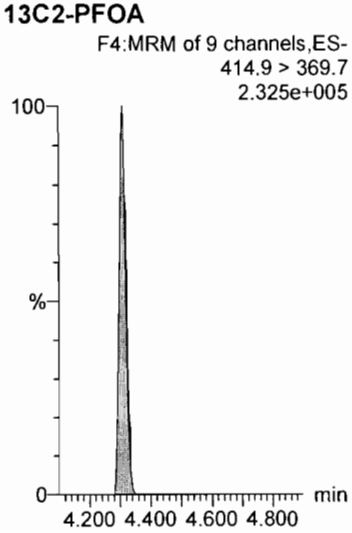

13C2-PFOA

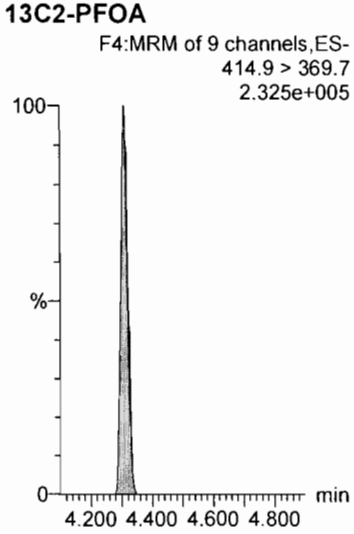

13C2-PFOA

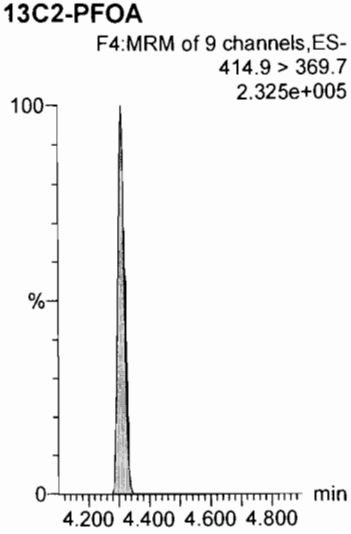

13C2-PFOA

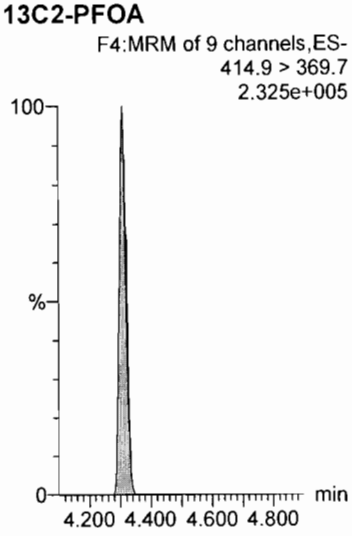

13C2-PFDA

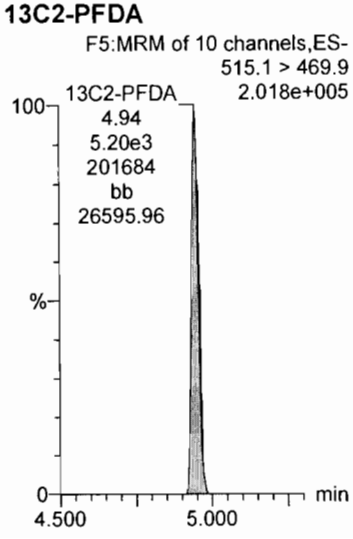

Dataset: U:\Q1.PRO\Results\2018\180129G2\180129G2-CRV.qld

Last Altered: Tuesday, January 30, 2018 09:36:46 Pacific Standard Time
Printed: Tuesday, January 30, 2018 09:37:36 Pacific Standard Time

Name: 180129G2_8, Date: 29-Jan-2018, Time: 17:19:53, ID: ST180129G2-7 PFC CS3 537 18A2413, Description: PFC CS3 537 18A2413

d5-N-EtFOSAA

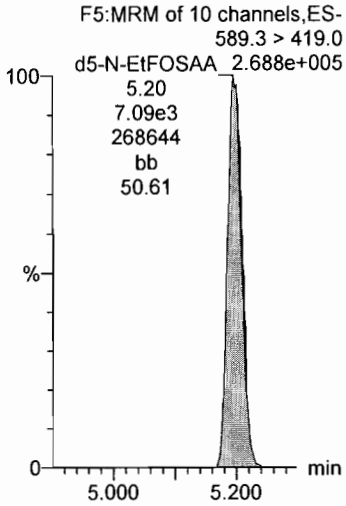

Dataset: U:\Q1.PRO\Results\2018\180129G2\180129G2-CRV.qld

Last Altered: Tuesday, January 30, 2018 09:36:46 Pacific Standard Time
Printed: Tuesday, January 30, 2018 09:37:36 Pacific Standard Time

Name: 180129G2_9, Date: 29-Jan-2018, Time: 17:32:19, ID: ST180129G2-8 PFC CS4 537 18A2414, Description: PFC CS4 537 18A2414

PFBS

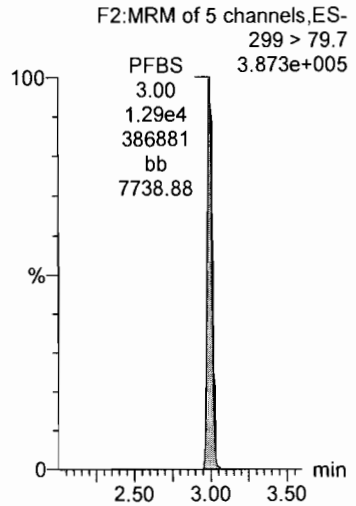

PFHxA

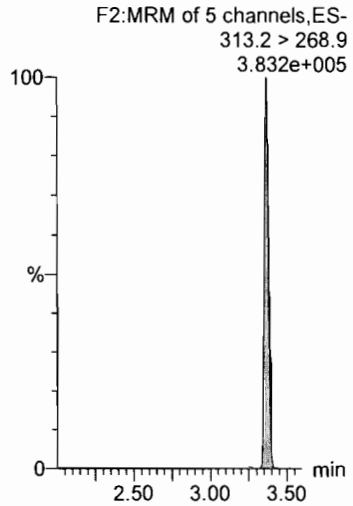

PFHpA

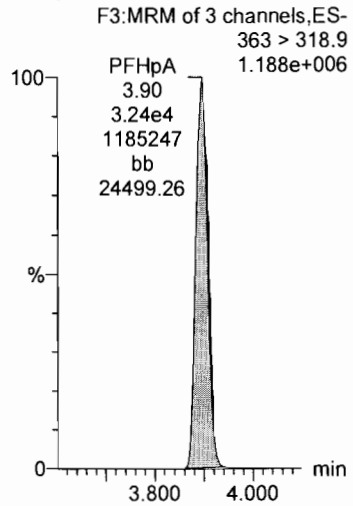

PFHxS

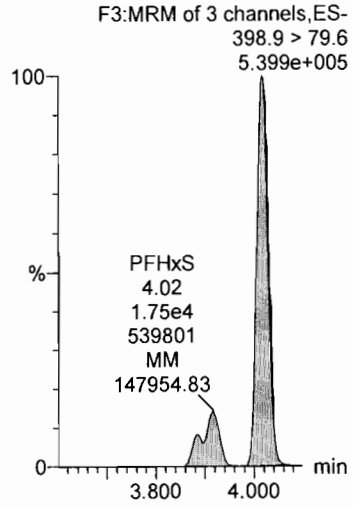

PFOA

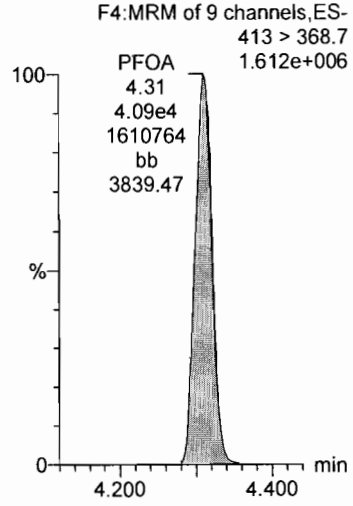

13C4-PFOS

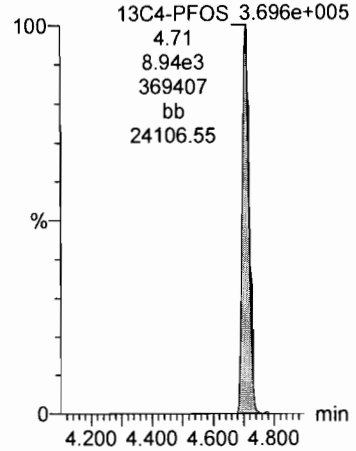

13C2-PFOA

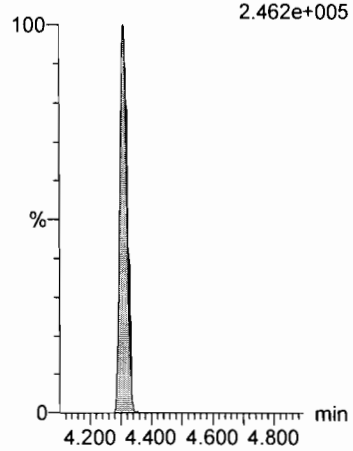

13C2-PFOA

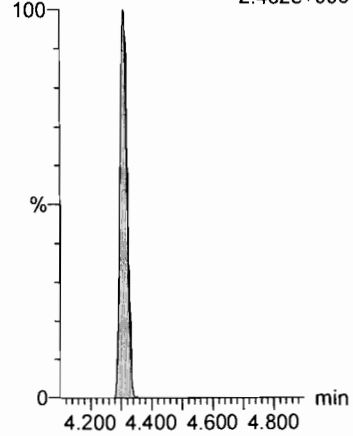

13C4-PFOS

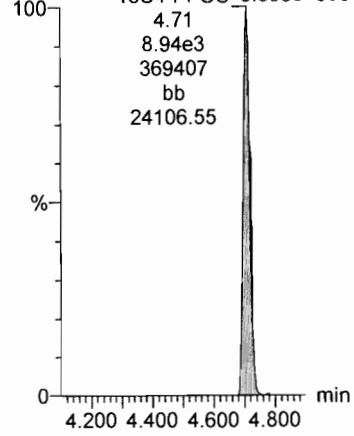

13C2-PFOA

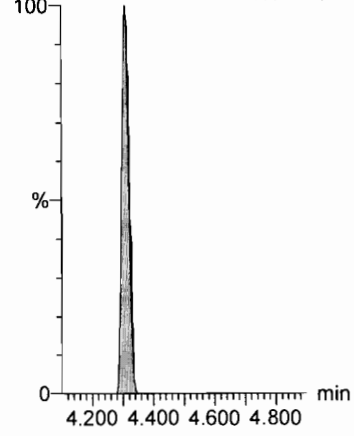

Dataset: U:\Q1.PRO\Results\2018\180129G2\180129G2-CRV.qld

Last Altered: Tuesday, January 30, 2018 09:36:46 Pacific Standard Time
Printed: Tuesday, January 30, 2018 09:37:36 Pacific Standard Time

Name: 180129G2_9, Date: 29-Jan-2018, Time: 17:32:19, ID: ST180129G2-8 PFC CS4 537 18A2414, Description: PFC CS4 537 18A2414

PFNA

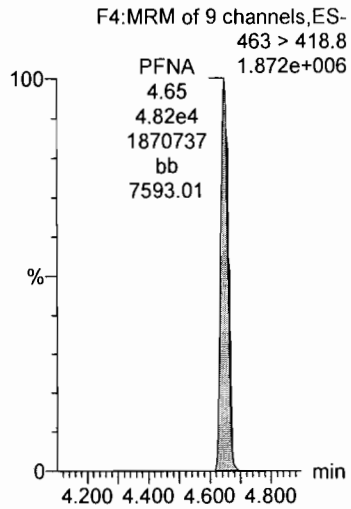

PFOS

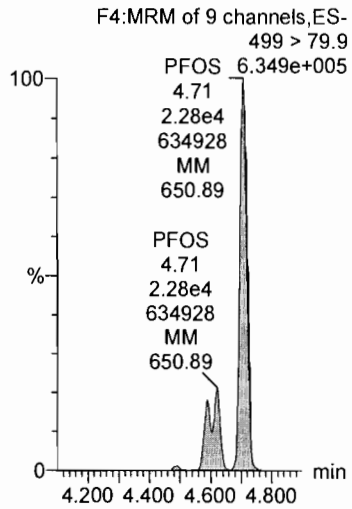

PFDA

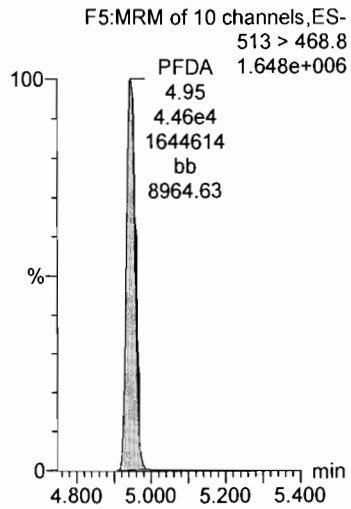

N-MeFOSAA

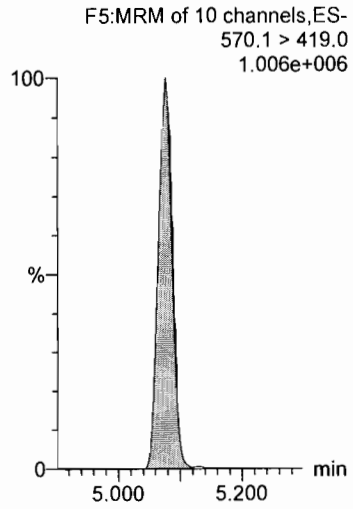

N-EtFOSAA

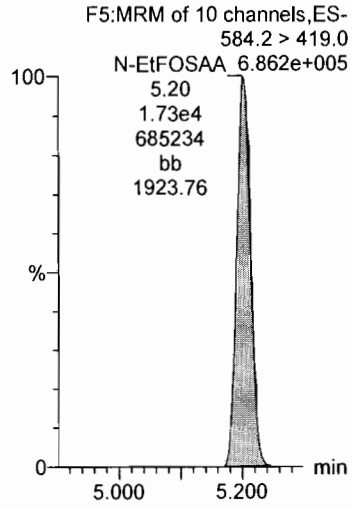

13C2-PFOA

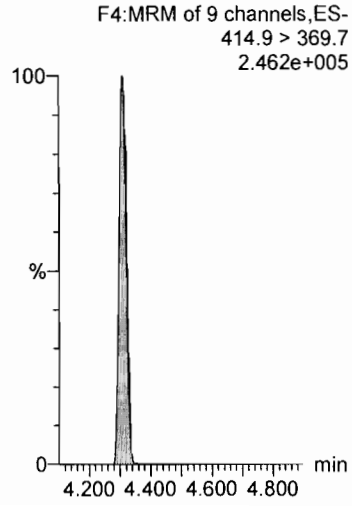

13C4-PFOS

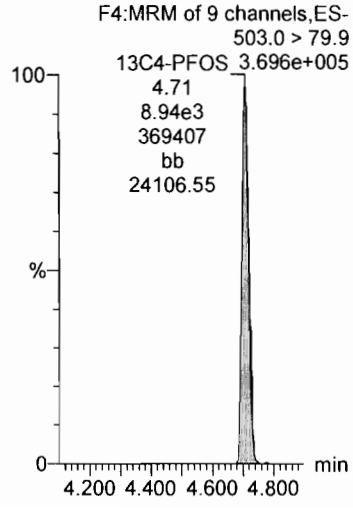

13C2-PFOA

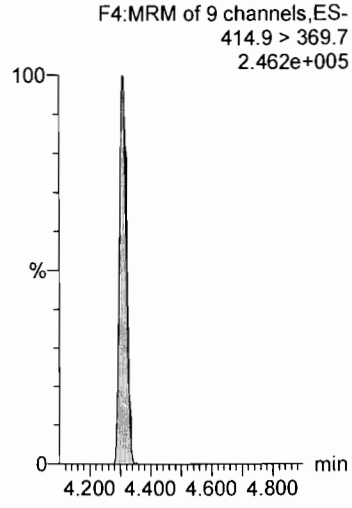

d3-N-MeFOSAA

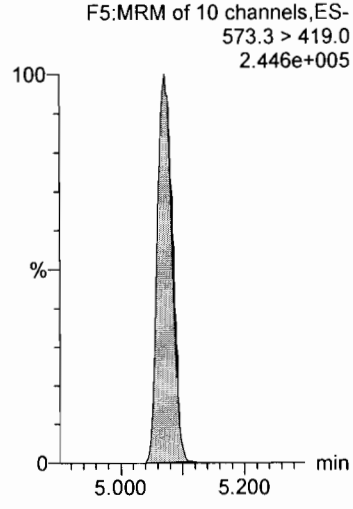

d3-N-MeFOSAA

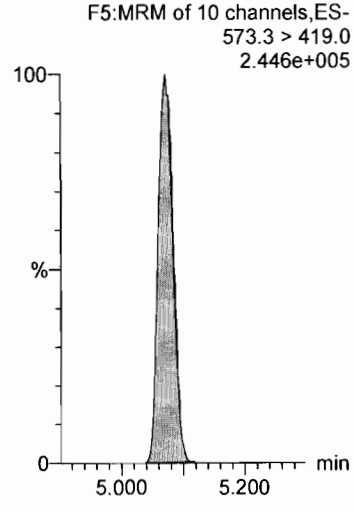

Dataset: U:\Q1.PRO\Results\2018\180129G2\180129G2-CRV.qld

Last Altered: Tuesday, January 30, 2018 09:36:46 Pacific Standard Time
Printed: Tuesday, January 30, 2018 09:37:36 Pacific Standard Time

Name: 180129G2_9, Date: 29-Jan-2018, Time: 17:32:19, ID: ST180129G2-8 PFC CS4 537 18A2414, Description: PFC CS4 537 18A2414

PFUnA

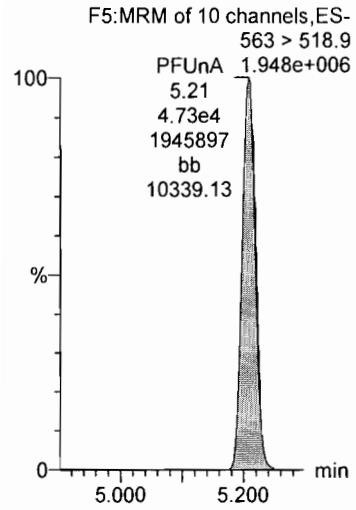

PFDoA



PFTrDA

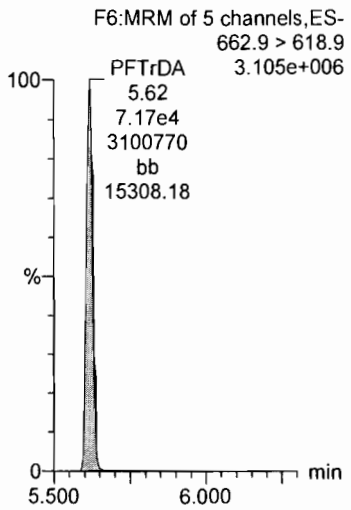

PFTeDA

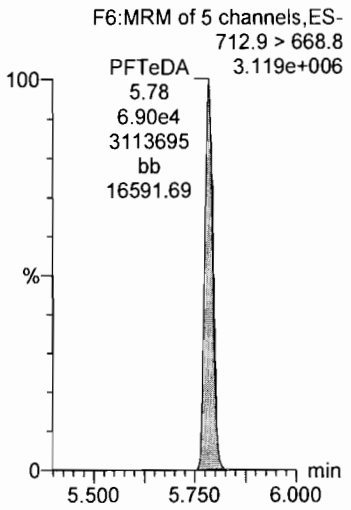

13C2-PFHxA

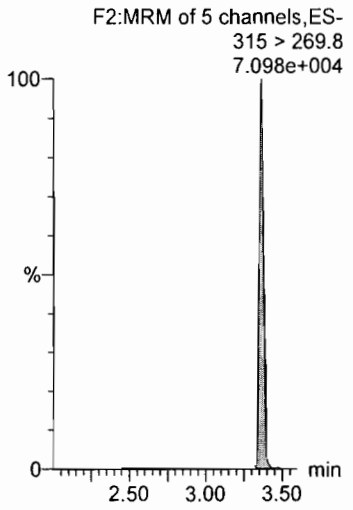

13C2-PFOA

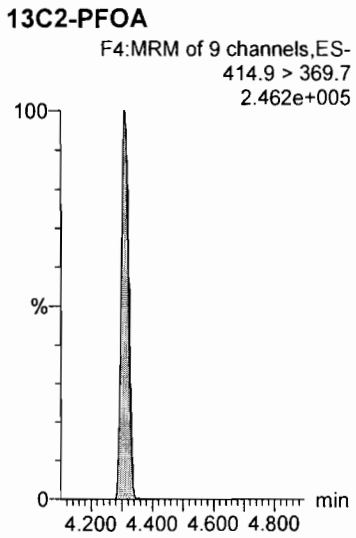

13C2-PFOA

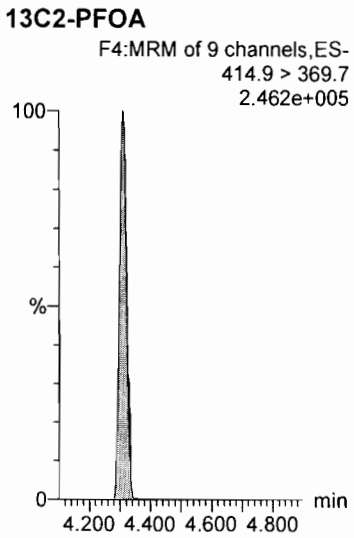

13C2-PFOA

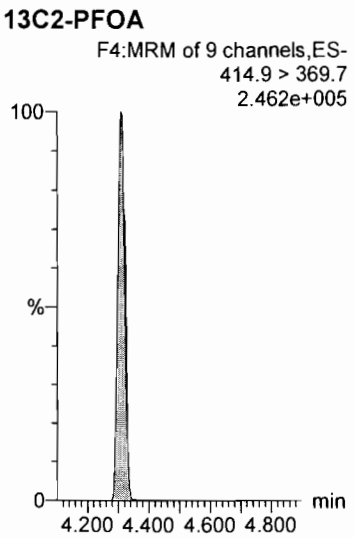

13C2-PFOA

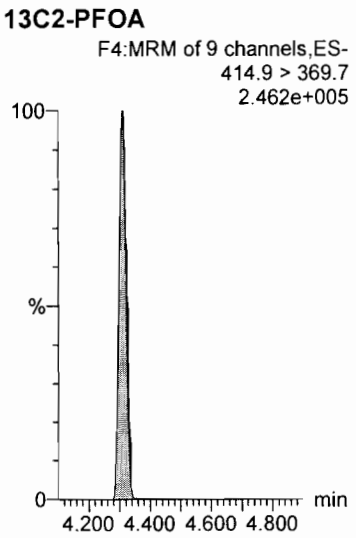

13C2-PFDA

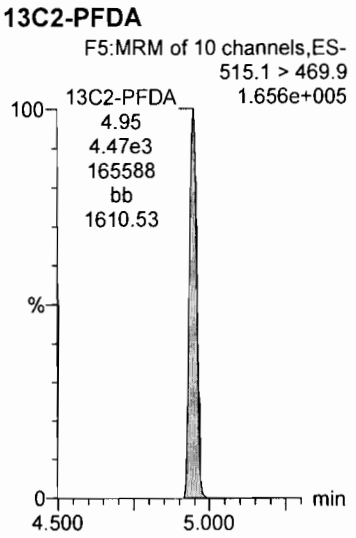

Dataset: U:\Q1.PRO\Results\2018\180129G2\180129G2-CRV.qld

Last Altered: Tuesday, January 30, 2018 09:36:46 Pacific Standard Time
Printed: Tuesday, January 30, 2018 09:37:36 Pacific Standard Time

Name: 180129G2_9, Date: 29-Jan-2018, Time: 17:32:19, ID: ST180129G2-8 PFC CS4 537 18A2414, Description: PFC CS4 537 18A2414

d5-N-EtFOSAA

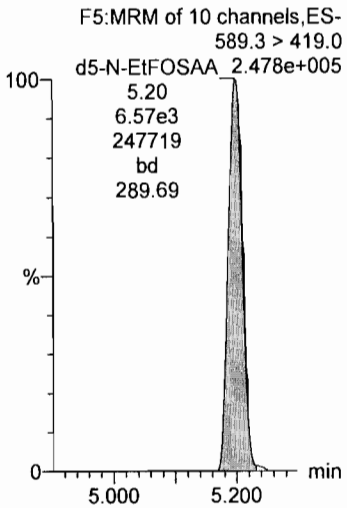

Dataset: U:\Q1.PRO\Results\2018\180129G2\180129G2-CRV.qld

Last Altered: Tuesday, January 30, 2018 09:36:46 Pacific Standard Time
Printed: Tuesday, January 30, 2018 09:37:36 Pacific Standard Time

Name: 180129G2_10, Date: 29-Jan-2018, Time: 17:44:44, ID: ST180129G2-9 PFC CS5 537 18A2415, Description: PFC CS5 537 18A2415

PFBS

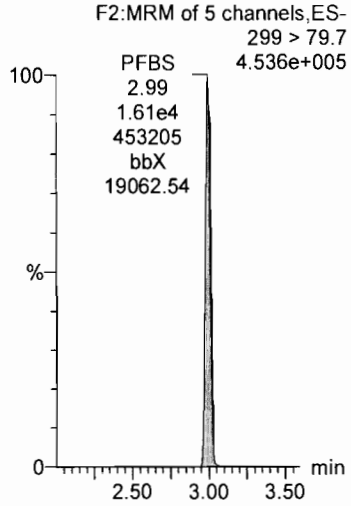

PFHxA

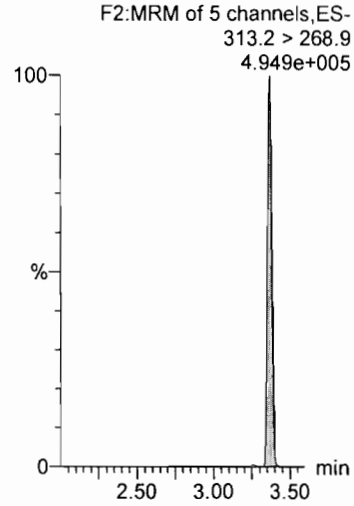

PFHpA

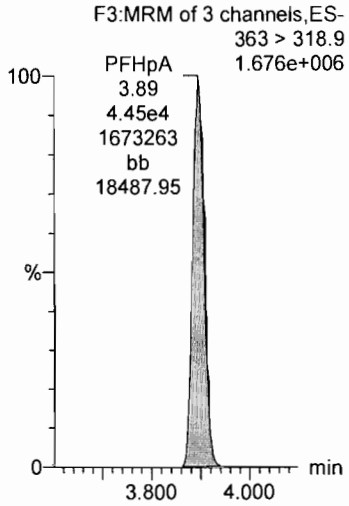

PFHxS

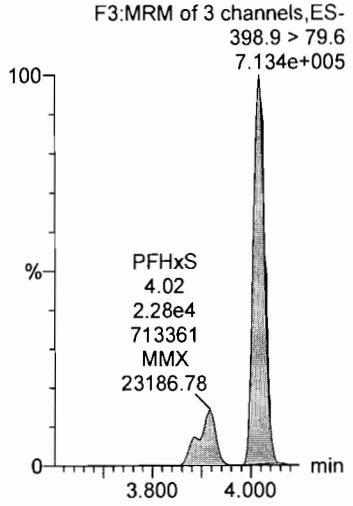

PFOA

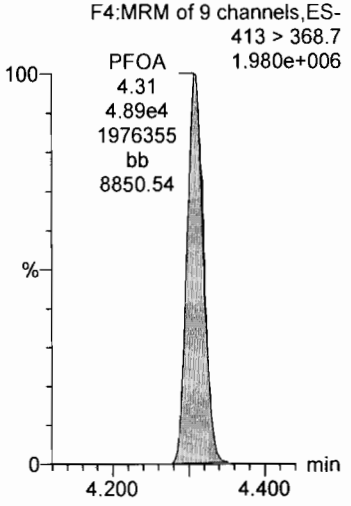

13C4-PFOS

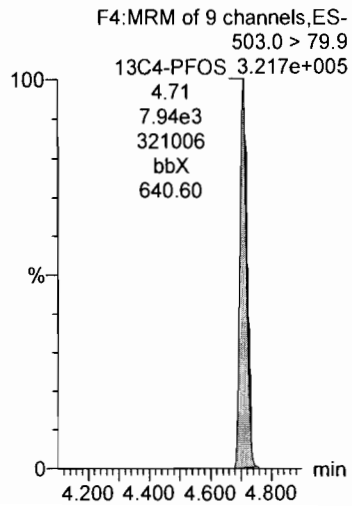

13C2-PFOA

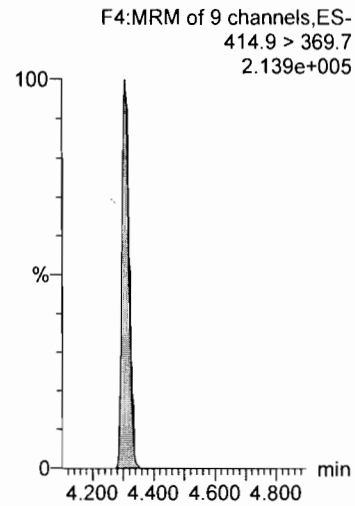

13C2-PFOA

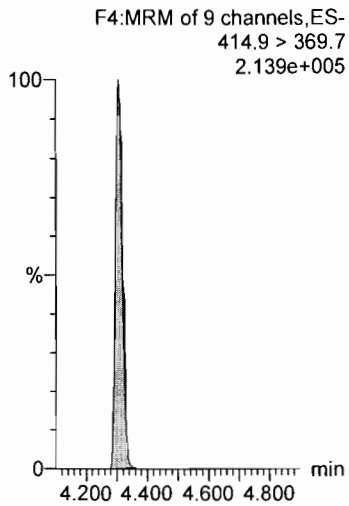

13C4-PFOS

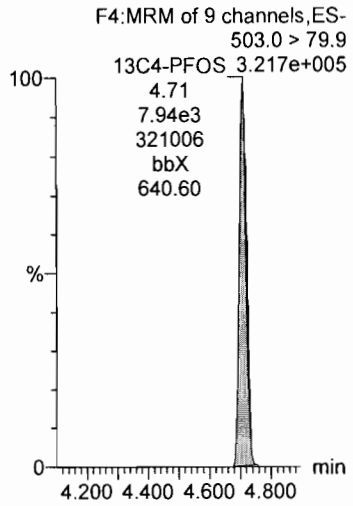

13C2-PFOA

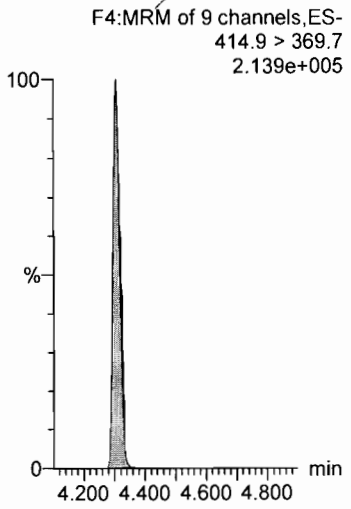

Dataset: U:\Q1.PRO\Results\2018\180129G2\180129G2-CRV.qld

Last Altered: Tuesday, January 30, 2018 09:36:46 Pacific Standard Time
Printed: Tuesday, January 30, 2018 09:37:36 Pacific Standard Time

Name: 180129G2_10, Date: 29-Jan-2018, Time: 17:44:44, ID: ST180129G2-9 PFC CS5 537 18A2415, Description: PFC CS5 537 18A2415

PFNA

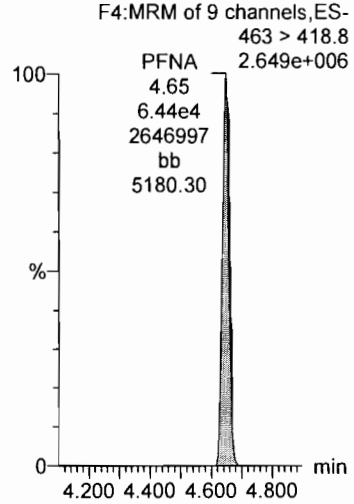

PFOS

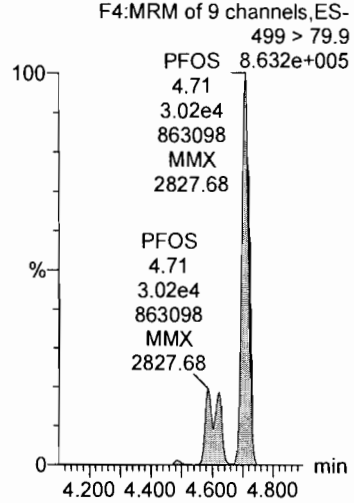

PFDA

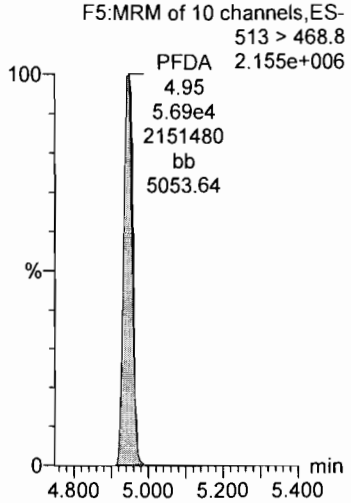

N-MeFOSAA

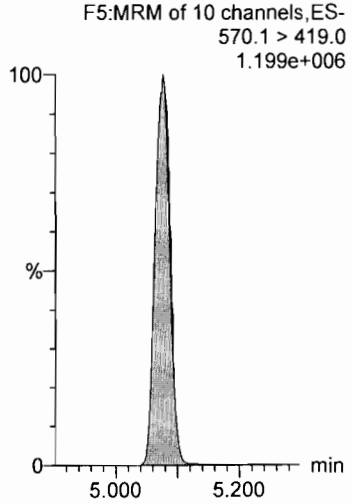

N-EtFOSAA

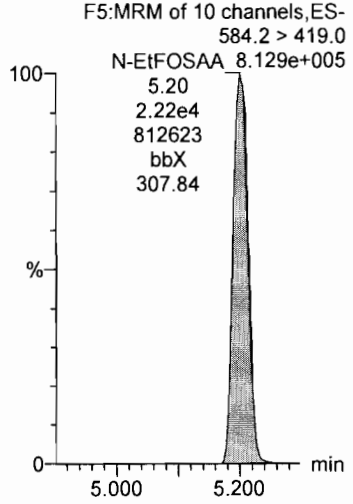

13C2-PFOA

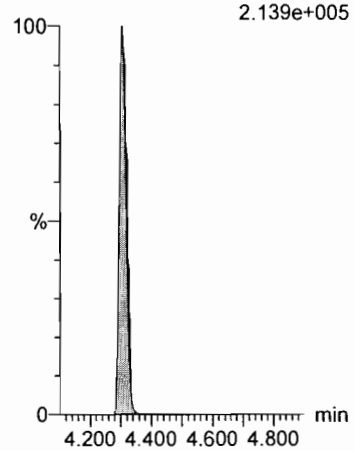

13C4-PFOS

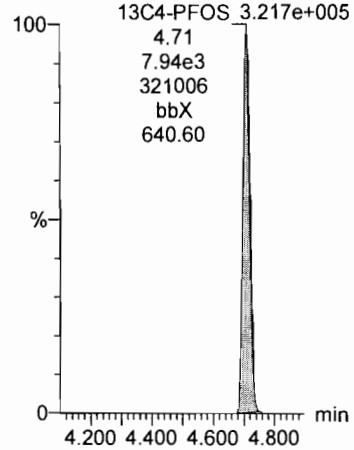

13C2-PFOA

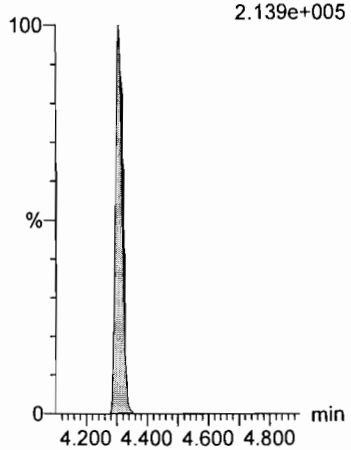

d3-N-MeFOSAA

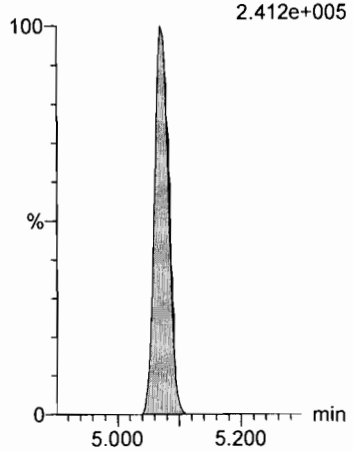

d3-N-MeFOSAA

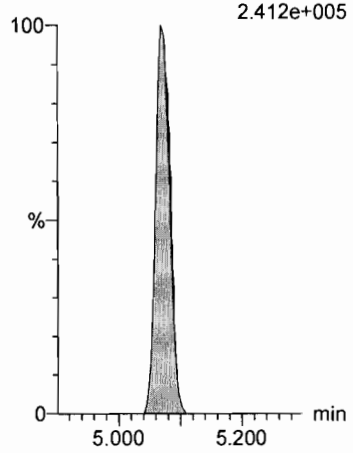

Dataset: U:\Q1.PRO\Results\2018\180129G2\180129G2-CRV.qld

Last Altered: Tuesday, January 30, 2018 09:36:46 Pacific Standard Time
Printed: Tuesday, January 30, 2018 09:37:36 Pacific Standard Time

Name: 180129G2_10, Date: 29-Jan-2018, Time: 17:44:44, ID: ST180129G2-9 PFC CS5 537 18A2415, Description: PFC CS5 537 18A2415

PFUnA

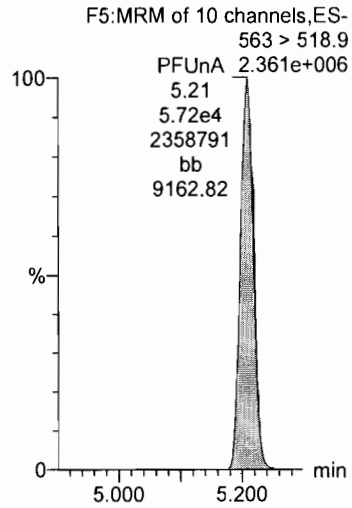

PFDoA

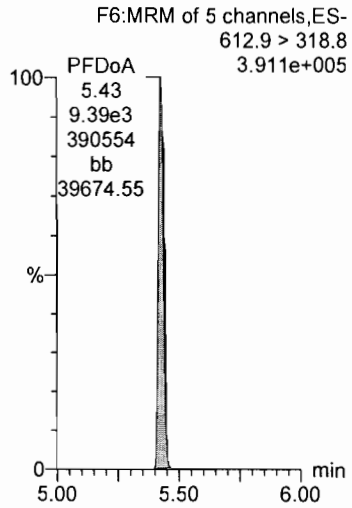

PFTrDA

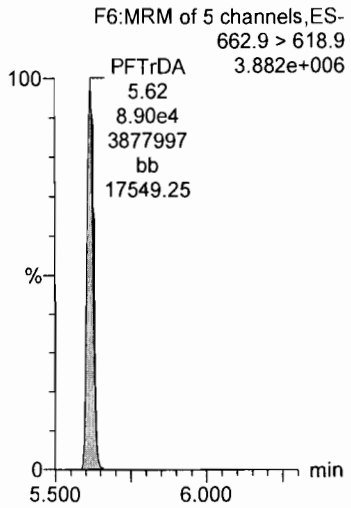

PFTeDA

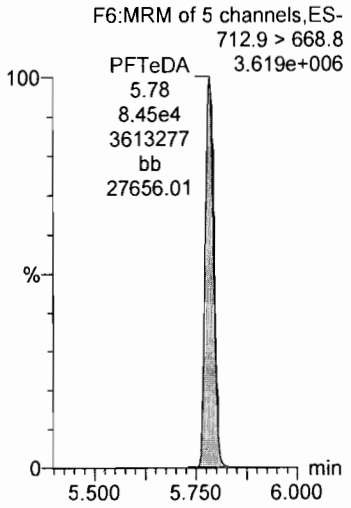

13C2-PFHxA

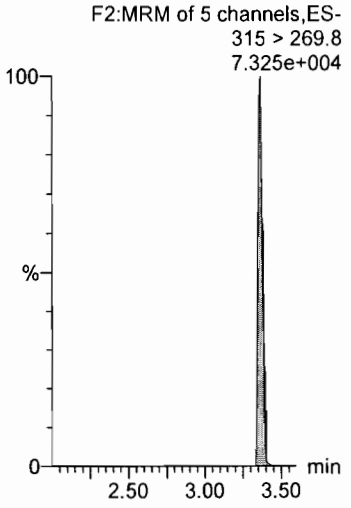

13C2-PFOA

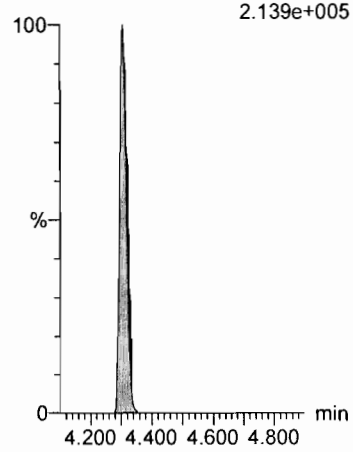

13C2-PFOA

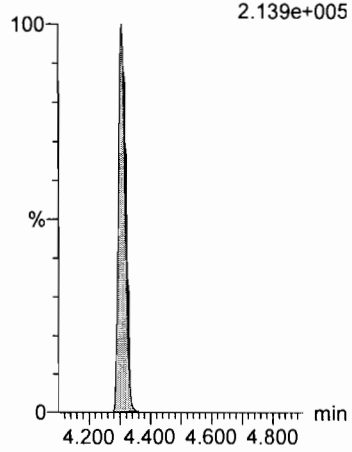

13C2-PFOA

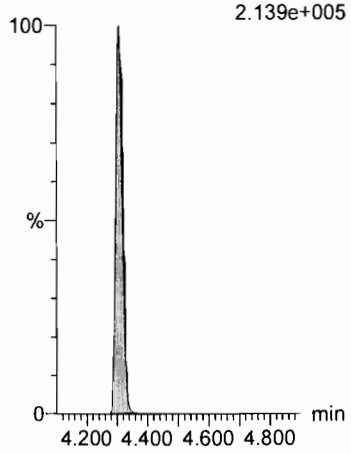

13C2-PFOA

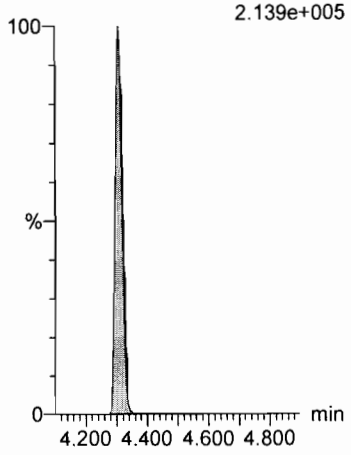

13C2-PFDA

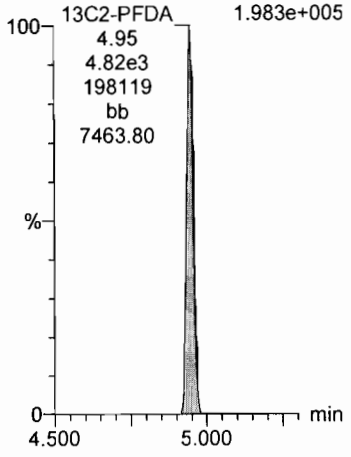

Dataset: U:\Q1.PRO\Results\2018\180129G2\180129G2-CRV.qld

Last Altered: Tuesday, January 30, 2018 09:36:46 Pacific Standard Time
Printed: Tuesday, January 30, 2018 09:37:36 Pacific Standard Time

Name: 180129G2_10, Date: 29-Jan-2018, Time: 17:44:44, ID: ST180129G2-9 PFC CS5 537 18A2415, Description: PFC CS5 537 18A2415

d5-N-EtFOSAA

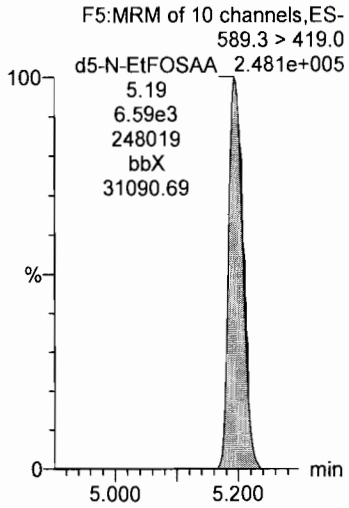

Vista Analytical Laboratory

Dataset: U:\Q1.PRO\Results\2018\180129G2\180129G2-12.qld

Last Altered: Tuesday, January 30, 2018 09:46:30 Pacific Standard Time
Printed: Tuesday, January 30, 2018 09:46:56 Pacific Standard Time

Method: U:\Q1.PRO\MethDB\PFAS_DW_L14_1214total.mdb 26 Jan 2018 11:13:56
Calibration: U:\Q1.PRO\CurveDB\C18_537_Q1_01-29-18_L14.cdb 30 Jan 2018 09:36:46

Name: 180129G2_12, Date: 29-Jan-2018, Time: 18:09:32, ID: ICV180129G2-1 PFC ICV 537 18A2416, Description: PFC ICV 537 18A2416

	#	Name	Trace	Area	IS Area	Wt./Vol.	RRF	Pred.RT	RT	y Axis Resp.	Conc.	%Rec
1	1	PFBS	299 > 79.7	1.89e3	8.26e3	1.0000		3.01	2.99	6.58	12.4	124.2
2	2	PFHxA	313.2 > 268.9	1.35e3	6.16e3	1.0000		3.36	3.37	2.19	8.38	83.8
3	3	PFHpA	363 > 318.9	4.69e3	6.16e3	1.0000		3.88	3.89	7.60	9.90	99.0
4	4	PFHxS	398.9 > 79.6	2.60e3	8.26e3	1.0000		4.01	4.01	9.02	12.7	127.4
5	5	PFOA	413 > 368.7	5.18e3	6.16e3	1.0000		4.31	4.31	8.40	9.54	95.4
6	6	PFNA	463 > 418.8	6.85e3	6.16e3	1.0000		4.65	4.65	11.1	9.84	98.4
7	7	PFOS	499 >79.9	3.10e3	8.26e3	1.0000		4.71	4.71	10.8	10.6	106.2
8	8	PFDA	513 > 468.8	5.86e3	6.16e3	1.0000		4.98	4.95	9.52	8.64	86.4
9	9	N-MeFOSAA	570.1 > 419.0	3.13e3	6.77e3	1.0000		5.01	5.07	18.5	9.19	91.9
10	10	N-EtFOSAA	584.2 >419.0	2.17e3	6.77e3	1.0000		5.19	5.20	12.8	9.26	92.6
11	11	PFDoA	612.9 > 318.8	1.03e3	6.16e3	1.0000		5.34	5.43	1.68	10.8	107.9
12	12	PFUnA	563 > 518.9	6.02e3	6.16e3	1.0000		5.14	5.21	9.77	8.89	88.9
13	13	PFTrDA	662.9 > 618.9	9.84e3	6.16e3	1.0000		5.67	5.61	16.0	9.77	97.7
14	14	PFTeDA	712.9 > 668.8	9.33e3	6.16e3	1.0000		5.84	5.78	15.1	9.75	97.5
15	15	13C2-PFHxA	315 > 269.8	2.16e3	6.16e3	1.0000	0.393	3.46	3.37	3.51	8.93	89.3
16	16	13C2-PFDA	515.1 > 469.9	4.90e3	6.16e3	1.0000	0.887	4.91	4.95	7.96	8.97	89.7
17	17	d5-N-EtFOSAA	589.3 > 419.0	6.61e3	6.77e3	1.0000	1.049	5.07	5.20	39.0	37.2	93.1
18	18	13C2-PFOA	414.9 > 369.7	6.16e3	6.16e3	1.0000	1.000	4.31	4.31	10.0	10.0	100.0
19	19	13C4-PFOS	503.0 > 79.9	8.26e3	8.26e3	1.0000	1.000	4.81	4.71	28.7	28.7	100.0
20	20	d3-N-MeFOSAA	573.3 > 419.0	6.77e3	6.77e3	1.0000	1.000	5.16	5.07	40.0	40.0	100.0

70-130

OM 1/30/18

✓JA 01/30/2018

Vista Analytical Laboratory

Dataset: U:\Q1.PRO\Results\2018\180129G2\180129G2-12.qld

Last Altered: Tuesday, January 30, 2018 09:46:30 Pacific Standard Time
Printed: Tuesday, January 30, 2018 09:46:56 Pacific Standard Time

Method: U:\Q1.PRO\MethDB\PFAS_DW_L14_1214total.mdb 26 Jan 2018 11:13:56
Calibration: U:\Q1.PRO\CurveDB\C18_537_Q1_01-29-18_L14.cdb 30 Jan 2018 09:36:46

Name: 180129G2_12, Date: 29-Jan-2018, Time: 18:09:32, ID: ICV180129G2-1 PFC ICV 537 18A2416, Description: PFC ICV 537 18A2416

PFBS



PFHxA

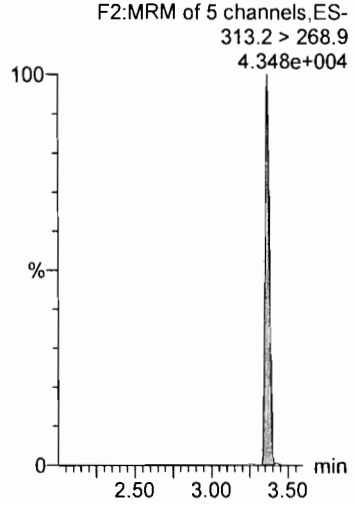

PFHpA

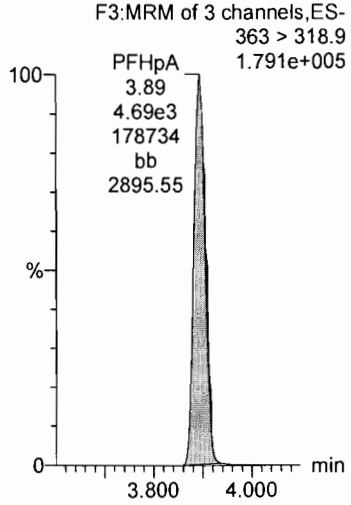

PFHxS

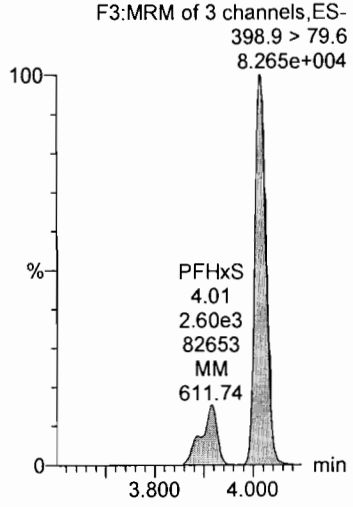

PFOA

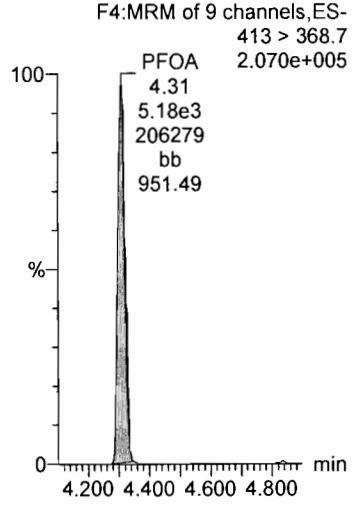

13C4-PFOS

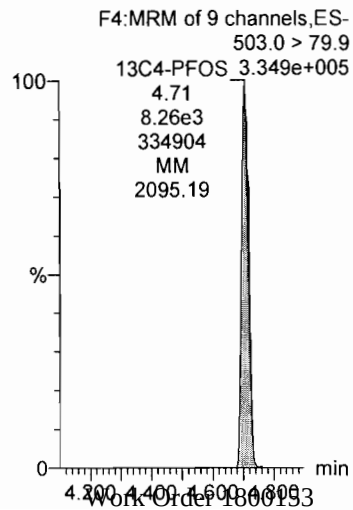

13C2-PFOA

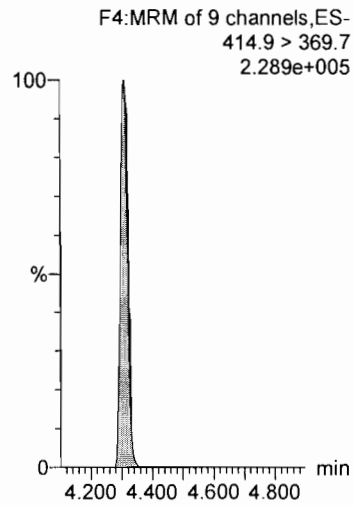

13C2-PFOA

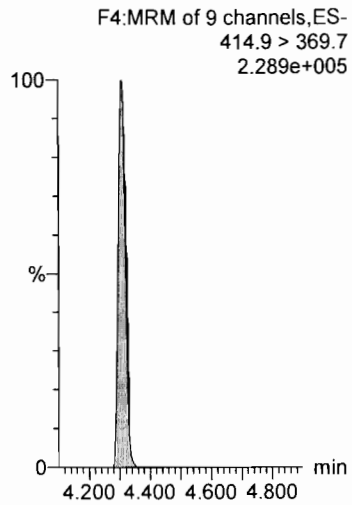

13C4-PFOS

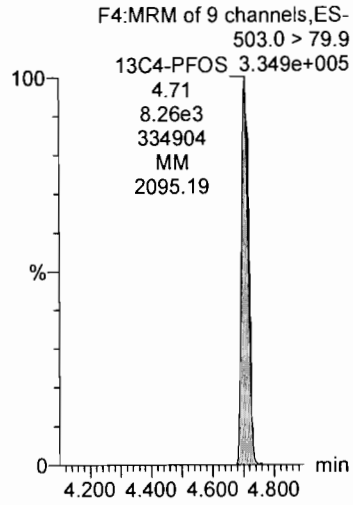

13C2-PFOA

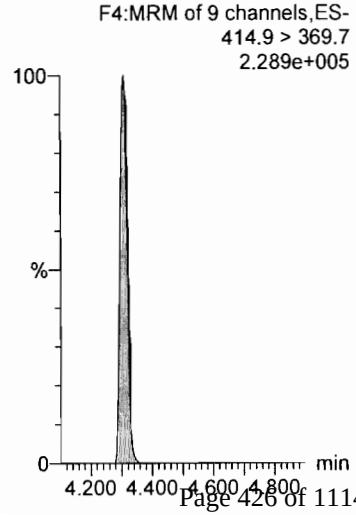

Dataset: U:\Q1.PRO\Results\2018\180129G2\180129G2-12.qld

Last Altered: Tuesday, January 30, 2018 09:46:30 Pacific Standard Time
Printed: Tuesday, January 30, 2018 09:46:56 Pacific Standard Time

Name: 180129G2_12, Date: 29-Jan-2018, Time: 18:09:32, ID: ICV180129G2-1 PFC ICV 537 18A2416, Description: PFC ICV 537 18A2416

PFNA

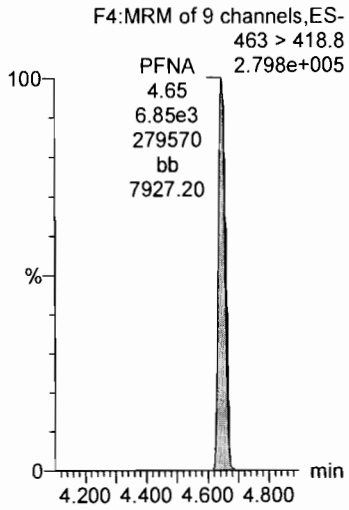

PFOS

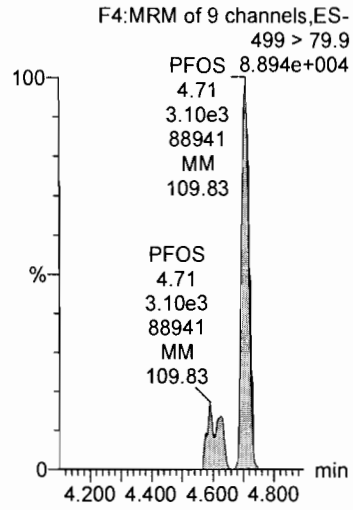

PFDA

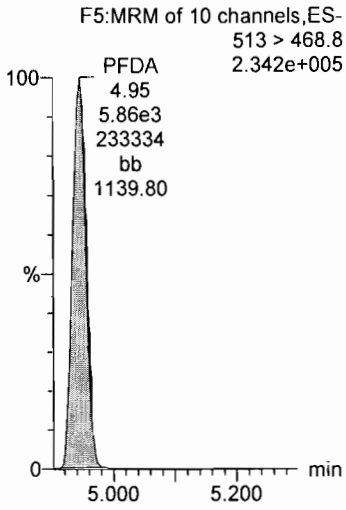

N-MeFOSAA

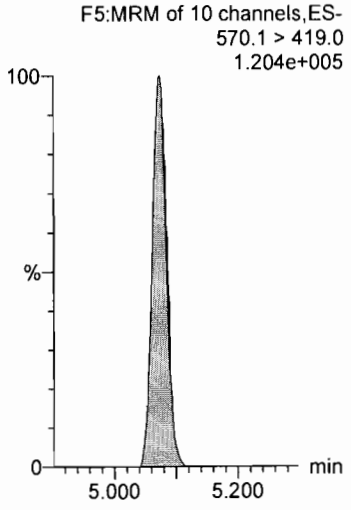

N-EtFOSAA

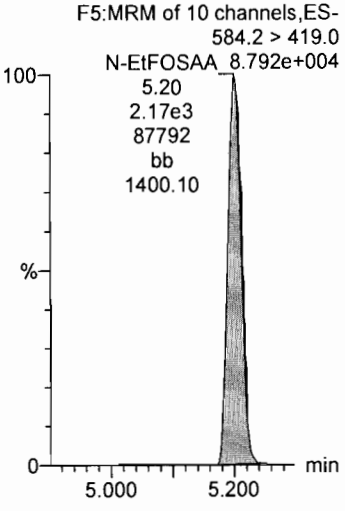

13C2-PFOA

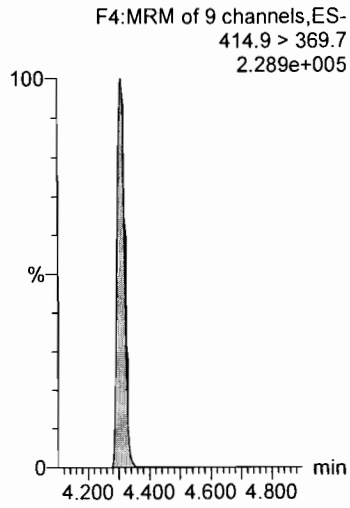

13C4-PFOS

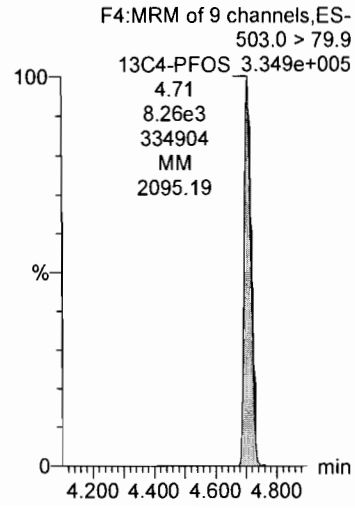

13C2-PFOA

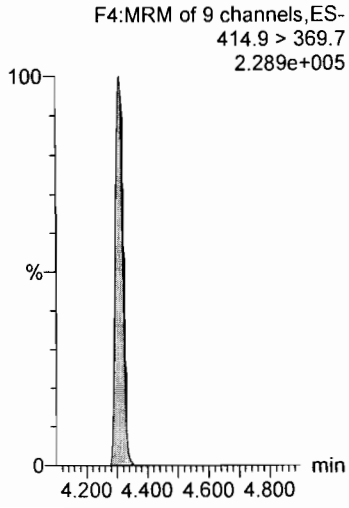

d3-N-MeFOSAA

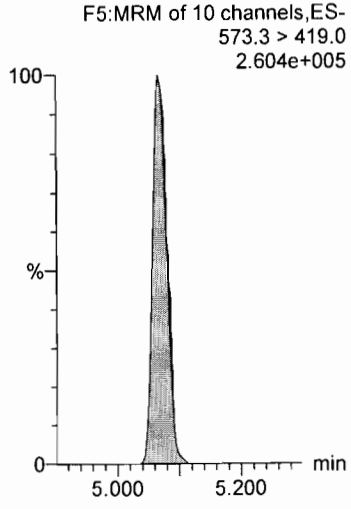

d3-N-MeFOSAA

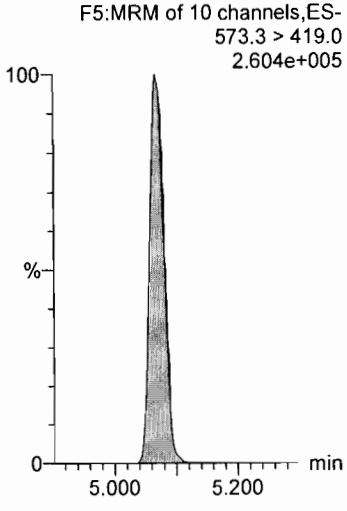

Dataset: U:\Q1.PRO\Results\2018\180129G2\180129G2-12.qld

Last Altered: Tuesday, January 30, 2018 09:46:30 Pacific Standard Time
Printed: Tuesday, January 30, 2018 09:46:56 Pacific Standard Time

Name: 180129G2_12, Date: 29-Jan-2018, Time: 18:09:32, ID: ICV180129G2-1 PFC ICV 537 18A2416, Description: PFC ICV 537 18A2416

PFUnA

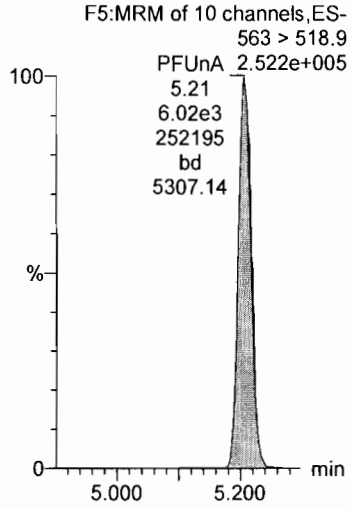

PFDoA

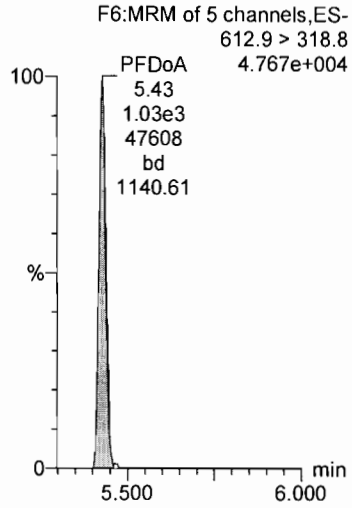

PFTrDA

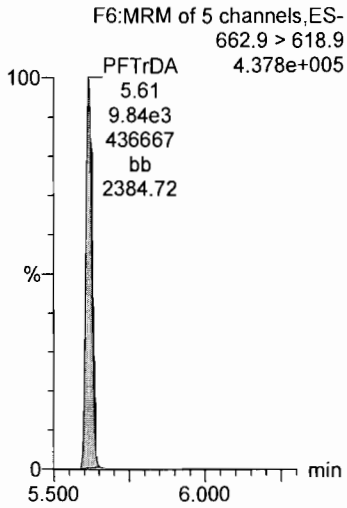

PFTeDA

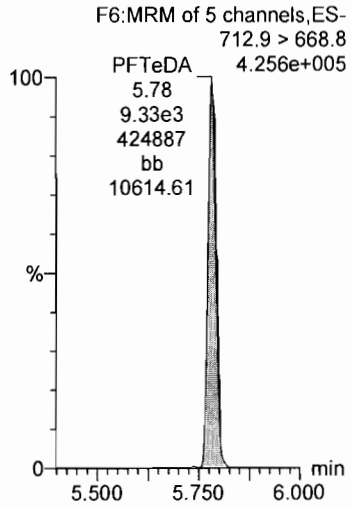

13C2-PFHxA

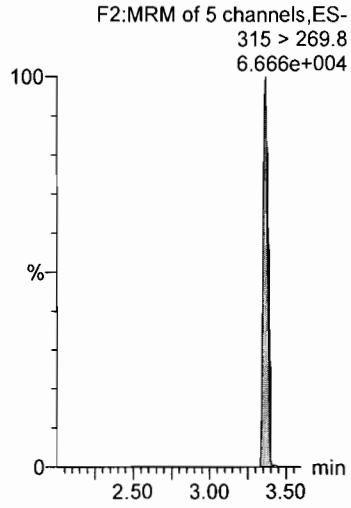

13C2-PFOA

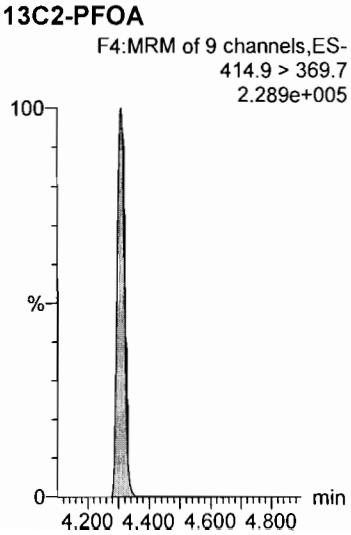

13C2-PFOA

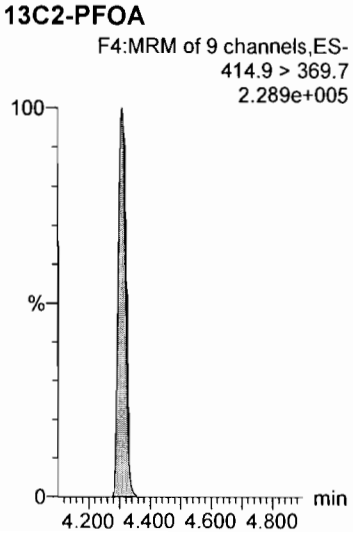

13C2-PFOA

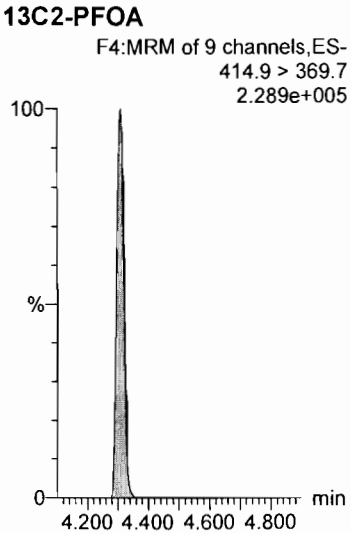

13C2-PFOA

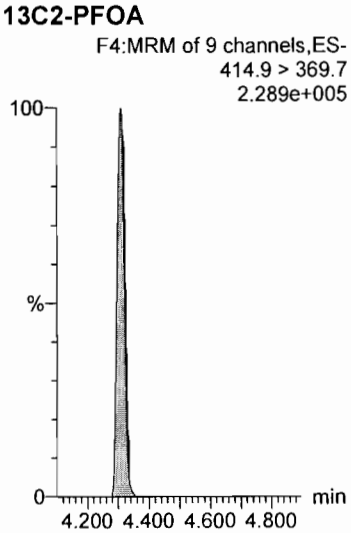

13C2-PFDA

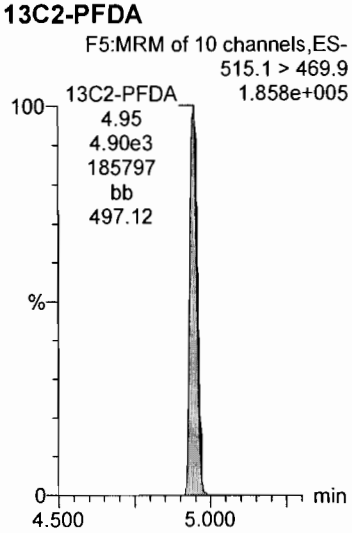

Dataset: U:\Q1.PRO\Results\2018\180129G2\180129G2-12.qld

Last Altered: Tuesday, January 30, 2018 09:46:30 Pacific Standard Time
Printed: Tuesday, January 30, 2018 09:46:56 Pacific Standard Time

Name: 180129G2_12, Date: 29-Jan-2018, Time: 18:09:32, ID: ICV180129G2-1 PFC ICV 537 18A2416, Description: PFC ICV 537 18A2416

d5-N-EtFOSAA

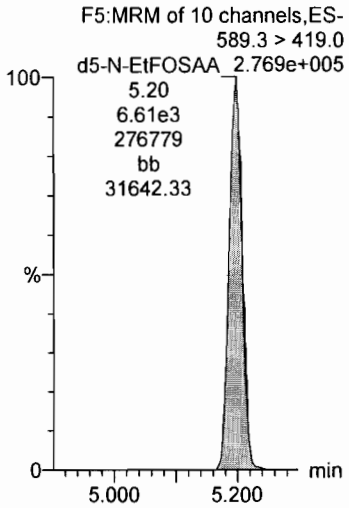

Vista Analytical Laboratory

Dataset: F:\Projects\PFAS.PRO\Results\180129M1\180129M1-CRV.qld

Last Altered: Tuesday, January 30, 2018 08:15:32 Pacific Standard Time
Printed: Tuesday, January 30, 2018 08:17:12 Pacific Standard Time

AC 1/30/18

JA. 01/30/2018

Method: F:\Projects\PFAS.PRO\MethDB\PFAS_FULL_80C_012518.mdb 26 Jan 2018 09:01:53
Calibration: F:\Projects\PFAS.PRO\CurveDB\C18_VAL-PFAS_Q4_01-29-18-FULL.cdb 30 Jan 2018 08:15:32

Compound name: PFBA
Correlation coefficient: r = 0.999310, r^2 = 0.998620
Calibration curve: 1.19182 * x + -0.064043
Response type: Internal Std (Ref 31), Area * (IS Conc. / IS Area)
Curve type: Linear, Origin: Include, Weighting: 1/x, Axis trans: None

	#	Name	Type	Std. Conc	RT	Area	IS Area	Response	Conc.	%Dev	Conc. Flag	CoD	CoD Flag	x=excluded
1	1	180129M1_2	Standard	0.250	1.36	180.367	11100.070	0.203	0.2	-10.3	NO	0.999	NO	MM
2	2	180129M1_3	Standard	0.500	1.36	453.480	11401.109	0.497	0.5	-5.8	NO	0.999	NO	bb
3	3	180129M1_4	Standard	1.000	1.36	1060.629	12152.134	1.091	1.0	-3.1	NO	0.999	NO	bb
4	4	180129M1_5	Standard	2.000	1.36	1841.636	10614.716	2.169	1.9	-6.3	NO	0.999	NO	bb
5	5	180129M1_6	Standard	5.000	1.36	4927.137	10949.314	5.625	4.8	-4.5	NO	0.999	NO	MM
6	6	180129M1_7	Standard	10.000	1.36	11439.994	11591.552	12.337	10.4	4.0	NO	0.999	NO	bb
7	7	180129M1_8	Standard	50.000	1.36	51926.980	10704.742	60.635	50.9	1.9	NO	0.999	NO	bb
8	8	180129M1_9	Standard	100.000	1.36	103473.250	10839.747	119.322	100.2	0.2	NO	0.999	NO	bb
9	9	180129M1_10	Standard	250.000	1.36	201651.859	8021.704	314.229	263.7	5.5	NO	0.999	NO	bb
10	10	180129M1_11	Standard	500.000	1.37	424113.438	9168.310	578.233	485.2	-3.0	NO	0.999	NO	bb

Compound name: PFPeA
Correlation coefficient: r = 0.999115, r^2 = 0.998230
Calibration curve: 0.971385 * x + 0.0766429
Response type: Internal Std (Ref 32), Area * (IS Conc. / IS Area)
Curve type: Linear, Origin: Exclude, Weighting: 1/x, Axis trans: None

	#	Name	Type	Std. Conc	RT	Area	IS Area	Response	Conc.	%Dev	Conc. Flag	CoD	CoD Flag	x=excluded
1	1	180129M1_2	Standard	0.250	2.30	317.988	14081.051	0.282	0.2	-15.3	NO	0.998	NO	bb
2	2	180129M1_3	Standard	0.500	2.31	557.622	13531.105	0.515	0.5	-9.7	NO	0.998	NO	bb
3	3	180129M1_4	Standard	1.000	2.31	1161.554	14431.922	1.006	1.0	-4.3	NO	0.998	NO	bb
4	4	180129M1_5	Standard	2.000	2.31	2153.663	12771.471	2.108	2.1	4.6	NO	0.998	NO	bb
5	5	180129M1_6	Standard	5.000	2.31	5548.947	13183.966	5.261	5.3	6.7	NO	0.998	NO	bb
6	6	180129M1_7	Standard	10.000	2.31	11625.424	14144.209	10.274	10.5	5.0	NO	0.998	NO	bb
7	7	180129M1_8	Standard	50.000	2.31	53004.152	12821.741	51.674	53.1	6.2	NO	0.998	NO	bb
8	8	180129M1_9	Standard	100.000	2.31	101453.273	12028.120	105.433	108.5	8.5	NO	0.998	NO	bb
9	9	180129M1_10	Standard	250.000	2.31	198930.609	10062.349	247.122	254.3	1.7	NO	0.998	NO	bb

Dataset: F:\Projects\PFAS.PRO\Results\180129M1\180129M1-CRV.qld

Last Altered: Tuesday, January 30, 2018 08:15:32 Pacific Standard Time
Printed: Tuesday, January 30, 2018 08:17:12 Pacific Standard Time

Compound name: PFPeA

	#	Name	Type	Std. Conc	RT	Area	IS Area	Response	Conc.	%Dev	Conc. Flag	CoD	CoD Flag	x=excluded
10	10	180129M1_11	Standard	500.000	2.32	385559.469	10264.075	469.550	483.3	-3.3	NO	0.998	NO	bb

Compound name: PFBS
Coefficient of Determination: R^2 = 0.999457
Calibration curve: -0.000360578 * x^2 + 1.84707 * x + 0.0547607
Response type: Internal Std (Ref 33), Area * (IS Conc. / IS Area)
Curve type: 2nd Order, Origin: Exclude, Weighting: 1/x, Axis trans: None

	#	Name	Type	Std. Conc	RT	Area	IS Area	Response	Conc.	%Dev	Conc. Flag	CoD	CoD Flag	x=excluded
1	1	180129M1_2	Standard	0.250	2.58	65.013	1679.934	0.484	0.2	-7.1	NO	0.999	NO	bb
2	2	180129M1_3	Standard	0.500	2.59	120.929	1718.877	0.879	0.4	-10.7	NO	0.999	NO	bb
3	3	180129M1_4	Standard	1.000	2.58	291.458	1823.196	1.998	1.1	5.2	NO	0.999	NO	bb
4	4	180129M1_5	Standard	2.000	2.59	504.443	1557.626	4.048	2.2	8.1	NO	0.999	NO	bb
5	5	180129M1_6	Standard	5.000	2.59	1197.614	1485.174	10.080	5.4	8.7	NO	0.999	NO	bb
6	6	180129M1_7	Standard	10.000	2.59	2443.128	1801.872	16.949	9.2	-8.4	NO	0.999	NO	bb
7	7	180129M1_8	Standard	50.000	2.59	12276.598	1569.533	97.773	53.5	6.9	NO	0.999	NO	bb
8	8	180129M1_9	Standard	100.000	2.59	21745.057	1530.669	177.578	98.0	-2.0	NO	0.999	NO	bb
9	9	180129M1_10	Standard	250.000	2.59	42957.059	1235.414	434.642	247.2	-1.1	NO	0.999	NO	bb
10	10	180129M1_11	Standard	500.000	2.59	82973.180	1240.808	835.879	501.6	0.3	NO	0.999	NO	bb

Compound name: PFHxA
Correlation coefficient: r = 0.999513, r^2 = 0.999027
Calibration curve: 1.48726 * x + 0.128235
Response type: Internal Std (Ref 34), Area * (IS Conc. / IS Area)
Curve type: Linear, Origin: Exclude, Weighting: 1/x, Axis trans: None

	#	Name	Type	Std. Conc	RT	Area	IS Area	Response	Conc.	%Dev	Conc. Flag	CoD	CoD Flag	x=excluded
1	1	180129M1_2	Standard	0.250	3.08	388.311	4364.197	0.445	0.2	-14.8	NO	0.999	NO	bb
2	2	180129M1_3	Standard	0.500	3.08	733.384	4691.589	0.782	0.4	-12.1	NO	0.999	NO	bb
3	3	180129M1_4	Standard	1.000	3.08	1579.903	4804.249	1.644	1.0	1.9	NO	0.999	NO	bb
4	4	180129M1_5	Standard	2.000	3.09	2780.296	3773.439	3.684	2.4	19.5	NO	0.999	NO	bb
5	5	180129M1_6	Standard	5.000	3.08	7036.263	4685.550	7.508	5.0	-0.8	NO	0.999	NO	bb
6	6	180129M1_7	Standard	10.000	3.08	13789.826	4586.423	15.033	10.0	0.2	NO	0.999	NO	bb
7	7	180129M1_8	Standard	50.000	3.09	61957.004	4155.766	74.543	50.0	0.1	NO	0.999	NO	bb

Dataset: F:\Projects\PFAS.PRO\Results\180129M1\180129M1-CRV.qld

Last Altered: Tuesday, January 30, 2018 08:15:32 Pacific Standard Time
Printed: Tuesday, January 30, 2018 08:17:12 Pacific Standard Time

Compound name: PFHxA

	#	Name	Type	Std. Conc	RT	Area	IS Area	Response	Conc.	%Dev	Conc. Flag	CoD	CoD Flag	x=excluded
8	8	180129M1_9	Standard	100.000	3.09	135468.813	4287.350	157.987	106.1	6.1	NO	0.999	NO	bb
9	9	180129M1_10	Standard	250.000	3.09	234971.078	3089.721	380.246	255.6	2.2	NO	0.999	NO	bb
10	10	180129M1_11	Standard	500.000	3.09	490440.063	3378.495	725.826	487.9	-2.4	NO	0.999	NO	bb

Compound name: PFHpA
Correlation coefficient: r = 0.999030, r^2 = 0.998062
Calibration curve: 1.23892 * x + 0.135819
Response type: Internal Std (Ref 35), Area * (IS Conc. / IS Area)
Curve type: Linear, Origin: Exclude, Weighting: 1/x, Axis trans: None

	#	Name	Type	Std. Conc	RT	Area	IS Area	Response	Conc.	%Dev	Conc. Flag	CoD	CoD Flag	x=excluded
1	1	180129M1_2	Standard	0.250	3.69	340.032	11466.683	0.371	0.2	-24.2	NO	0.998	NO	MM
2	2	180129M1_3	Standard	0.500	3.70	637.898	11153.262	0.715	0.5	-6.5	NO	0.998	NO	bb
3	3	180129M1_4	Standard	1.000	3.70	1332.791	11503.447	1.448	1.1	5.9	NO	0.998	NO	bb
4	4	180129M1_5	Standard	2.000	3.71	2254.301	10756.314	2.620	2.0	0.2	NO	0.998	NO	bb
5	5	180129M1_6	Standard	5.000	3.70	5827.607	10827.786	6.728	5.3	6.4	NO	0.998	NO	bb
6	6	180129M1_7	Standard	10.000	3.70	11926.381	11265.295	13.234	10.6	5.7	NO	0.998	NO	bb
7	7	180129M1_8	Standard	50.000	3.70	47748.465	9011.514	66.233	53.4	6.7	NO	0.998	NO	bb
8	8	180129M1_9	Standard	100.000	3.70	109824.711	10028.405	136.892	110.4	10.4	NO	0.998	NO	bb
9	9	180129M1_10	Standard	250.000	3.70	186541.625	7803.760	298.801	241.1	-3.6	NO	0.998	NO	bb
10	10	180129M1_11	Standard	500.000	3.70	397746.250	8116.285	612.574	494.3	-1.1	NO	0.998	NO	bb

Compound name: L-PFHxS
Coefficient of Determination: R^2 = 0.996768
Calibration curve: -0.000450135 * x^2 + 1.79203 * x + -0.0391188
Response type: Internal Std (Ref 36), Area * (IS Conc. / IS Area)
Curve type: 2nd Order, Origin: Exclude, Weighting: 1/x, Axis trans: None

	#	Name	Type	Std. Conc	RT	Area	IS Area	Response	Conc.	%Dev	Conc. Flag	CoD	CoD Flag	x=excluded
1	1	180129M1_2	Standard	0.250	3.84	47.515	1372.264	0.433	0.3	5.3	NO	0.997	NO	MM
2	2	180129M1_3	Standard	0.500	3.85	59.717	1174.198	0.636	0.4	-24.7	NO	0.997	NO	MM
3	3	180129M1_4	Standard	1.000	3.85	186.708	1443.661	1.617	0.9	-7.6	NO	0.997	NO	MM
4	4	180129M1_5	Standard	2.000	3.85	300.873	1125.277	3.342	1.9	-5.6	NO	0.997	NO	MM
5	5	180129M1_6	Standard	5.000	3.85	890.471	1121.448	9.925	5.6	11.4	NO	0.997	NO	MM

Dataset: F:\Projects\PFAS.PRO\Results\180129M1\180129M1-CRV.qld

Last Altered: Tuesday, January 30, 2018 08:15:32 Pacific Standard Time
Printed: Tuesday, January 30, 2018 08:17:12 Pacific Standard Time

Compound name: L-PFHxS

	#	Name	Type	Std. Conc	RT	Area	IS Area	Response	Conc.	%Dev	Conc. Flag	CoD	CoD Flag	x=excluded
6	6	180129M1_7	Standard	10.000	3.85	2102.786	1254.147	20.958	11.8	17.5	NO	0.997	NO	MM
7	7	180129M1_8	Standard	50.000	3.85	8888.512	1235.851	89.903	50.8	1.7	NO	0.997	NO	MM
8	8	180129M1_9	Standard	100.000	3.85	17387.387	1151.609	188.729	108.3	8.3	NO	0.997	NO	MM
9	9	180129M1_10	Standard	250.000	3.85	30976.555	998.917	387.627	229.6	-8.2	NO	0.997	NO	MM
10	10	180129M1_11	Standard	500.000	3.85	60047.098	942.338	796.518	509.8	2.0	NO	0.997	NO	MM

Compound name: 6:2 FTS
Coefficient of Determination: R^2 = 0.991818
Calibration curve: -4.4734e-005 * x^2 + 0.229509 * x + -0.00838563
Response type: Internal Std (Ref 38), Area * (IS Conc. / IS Area)
Curve type: 2nd Order, Origin: Include, Weighting: 1/x, Axis trans: None

	#	Name	Type	Std. Conc	RT	Area	IS Area	Response	Conc.	%Dev	Conc. Flag	CoD	CoD Flag	x=excluded
1	1	180129M1_2	Standard	0.250	4.16	76.955	19246.498	0.050	0.3	1.7	NO	0.992	NO	bb
2	2	180129M1_3	Standard	0.500	4.16	138.983	18177.396	0.096	0.5	-9.4	NO	0.992	NO	MM
3	3	180129M1_4	Standard	1.000	4.16	339.053	16321.146	0.260	1.2	16.8	NO	0.992	NO	MM
4	4	180129M1_5	Standard	2.000	4.16	622.577	17256.340	0.451	2.0	0.1	NO	0.992	NO	bb
5	5	180129M1_6	Standard	5.000	4.16	1497.413	17429.078	1.074	4.7	-5.6	NO	0.992	NO	MM
6	6	180129M1_7	Standard	10.000	4.16	2319.469	18169.516	1.596	7.0	-30.0	~~YES~~ NO	0.992	NO	MM
7	7	180129M1_8	Standard	50.000	4.16	14906.673	13839.815	13.464	59.4	18.8	NO	0.992	NO	MM
8	8	180129M1_9	Standard	100.000	4.17	27663.301	16593.801	20.839	92.5	-7.5	NO	0.992	NO	bb
9	9	180129M1_10	Standard	250.000	4.17	56225.125	12815.104	54.843	251.3	0.5	NO	0.992	NO	bb
10	10	180129M1_11	Standard	500.000	4.16	95279.219	13656.374	87.211	413.3	-17.3	NO	0.992	NO	bbX

AC 1/30/18

Dataset: F:\Projects\PFAS.PRO\Results\180129M1\180129M1-CRV.qld

Last Altered: Tuesday, January 30, 2018 08:15:32 Pacific Standard Time
Printed: Tuesday, January 30, 2018 08:17:12 Pacific Standard Time

Compound name: L-PFOA
Coefficient of Determination: R^2 = 0.998167
Calibration curve: -0.000217563 * x^2 + 0.986693 * x + 0.0907899
Response type: Internal Std (Ref 38), Area * (IS Conc. / IS Area)
Curve type: 2nd Order, Origin: Exclude, Weighting: 1/x, Axis trans: None

	#	Name	Type	Std. Conc	RT	Area	IS Area	Response	Conc.	%Dev	Conc. Flag	CoD	CoD Flag	x=excluded
1	1	180129M1_2	Standard	0.250	4.21	549.109	19246.498	0.357	0.3	7.8	NO	0.998	NO	bb
2	2	180129M1_3	Standard	0.500	4.21	705.869	18177.396	0.485	0.4	-20.0	NO	0.998	NO	bb
3	3	180129M1_4	Standard	1.000	4.22	1475.978	16321.146	1.130	1.1	5.4	NO	0.998	NO	db
4	4	180129M1_5	Standard	2.000	4.22	2883.057	17256.340	2.088	2.0	1.3	NO	0.998	NO	bb
5	5	180129M1_6	Standard	5.000	4.22	6808.732	17429.078	4.883	4.9	-2.8	NO	0.998	NO	bb
6	6	180129M1_7	Standard	10.000	4.22	14695.167	18169.516	10.110	10.2	1.8	NO	0.998	NO	bb
7	7	180129M1_8	Standard	50.000	4.22	61541.082	13839.815	55.583	57.0	13.9	NO	0.998	NO	bb
8	8	180129M1_9	Standard	100.000	4.22	119475.430	16593.801	90.000	93.0	-7.0	NO	0.998	NO	bb
9	9	180129M1_10	Standard	250.000	4.22	237406.484	12815.104	231.569	248.2	-0.7	NO	0.998	NO	bb
10	10	180129M1_11	Standard	500.000	4.22	481239.750	13656.374	440.490	501.9	0.4	NO	0.998	NO	bb

Compound name: PFHpS
Coefficient of Determination: R^2 = 0.997810
Calibration curve: -0.000475715 * x^2 + 1.11301 * x + -0.0478912
Response type: Internal Std (Ref 41), Area * (IS Conc. / IS Area)
Curve type: 2nd Order, Origin: Exclude, Weighting: 1/x, Axis trans: None

	#	Name	Type	Std. Conc	RT	Area	IS Area	Response	Conc.	%Dev	Conc. Flag	CoD	CoD Flag	x=excluded
1	1	180129M1_2	Standard	0.250	4.32	70.622	3516.005	0.251	0.3	7.5	NO	0.998	NO	bb
2	2	180129M1_3	Standard	0.500	4.33	118.904	3265.587	0.455	0.5	-9.6	NO	0.998	NO	bb
3	3	180129M1_4	Standard	1.000	4.33	265.104	3902.681	0.849	0.8	-19.4	NO	0.998	NO	bb
4	4	180129M1_5	Standard	2.000	4.33	589.494	2979.732	2.473	2.3	13.4	NO	0.998	NO	bb
5	5	180129M1_6	Standard	5.000	4.33	1250.072	3218.584	4.855	4.4	-11.7	NO	0.998	NO	bb
6	6	180129M1_7	Standard	10.000	4.33	3323.624	3040.877	13.662	12.4	23.8	NO	0.998	NO	bb
7	7	180129M1_8	Standard	50.000	4.33	14558.420	3458.132	52.624	48.3	-3.4	NO	0.998	NO	bb
8	8	180129M1_9	Standard	100.000	4.33	28537.531	3376.034	105.662	99.2	-0.8	NO	0.998	NO	bb
9	9	180129M1_10	Standard	250.000	4.33	53873.254	2703.704	249.072	250.7	0.3	NO	0.998	NO	bb
10	10	180129M1_11	Standard	500.000	4.33	97200.141	2109.852	575.871	772.5	54.5	YES	0.998	NO	bbX

Vista Analytical Laboratory

Dataset: F:\Projects\PFAS.PRO\Results\180129M1\180129M1-CRV.qld

Last Altered: Tuesday, January 30, 2018 08:15:32 Pacific Standard Time
Printed: Tuesday, January 30, 2018 08:17:12 Pacific Standard Time

Compound name: PFNA
Coefficient of Determination: R^2 = 0.999833
Calibration curve: 0.000225764 * x^2 + 1.32666 * x + -0.0242113
Response type: Internal Std (Ref 39), Area * (IS Conc. / IS Area)
Curve type: 2nd Order, Origin: Exclude, Weighting: 1/x, Axis trans: None

	#	Name	Type	Std. Conc	RT	Area	IS Area	Response	Conc.	%Dev	Conc. Flag	CoD	CoD Flag	x=excluded
1	1	180129M1_2	Standard	0.250	4.65	370.084	15011.859	0.308	0.3	0.2	NO	1.000	NO	bb
2	2	180129M1_3	Standard	0.500	4.64	651.925	12907.597	0.631	0.5	-1.2	NO	1.000	NO	bb
3	3	180129M1_4	Standard	1.000	4.65	1515.721	15144.343	1.251	1.0	-3.9	NO	1.000	NO	bb
4	4	180129M1_5	Standard	2.000	4.65	2973.034	12999.128	2.859	2.2	8.6	NO	1.000	NO	bb
5	5	180129M1_6	Standard	5.000	4.65	7382.774	14216.254	6.491	4.9	-1.9	NO	1.000	NO	bb
6	6	180129M1_7	Standard	10.000	4.65	13784.558	13322.089	12.934	9.8	-2.5	NO	1.000	NO	bb
7	7	180129M1_8	Standard	50.000	4.65	71576.992	13280.420	67.371	50.4	0.7	NO	1.000	NO	bb
8	8	180129M1_9	Standard	100.000	4.65	142867.047	13259.321	134.685	99.8	-0.2	NO	1.000	NO	bb
9	9	180129M1_10	Standard	250.000	4.65	212663.719	10678.512	248.939	182.0	-27.2	NO	1.000	NO	bbX
10	10	180129M1_11	Standard	500.000	4.65	495748.469	10286.269	602.440	423.6	-15.3	NO	1.000	NO	bbX

Compound name: PFOSA
Correlation coefficient: r = 0.999710, r^2 = 0.999421
Calibration curve: 1.06686 * x + 0.047332
Response type: Internal Std (Ref 40), Area * (IS Conc. / IS Area)
Curve type: Linear, Origin: Exclude, Weighting: 1/x, Axis trans: None

	#	Name	Type	Std. Conc	RT	Area	IS Area	Response	Conc.	%Dev	Conc. Flag	CoD	CoD Flag	x=excluded
1	1	180129M1_2	Standard	0.250	4.71	78.413	3517.898	0.279	0.2	-13.3	NO	0.999	NO	bb
2	2	180129M1_3	Standard	0.500	4.71	160.792	3459.157	0.581	0.5	0.1	NO	0.999	NO	bb
3	3	180129M1_4	Standard	1.000	4.72	272.748	3784.575	0.901	0.8	-20.0	NO	0.999	NO	bb
4	4	180129M1_5	Standard	2.000	4.72	640.056	3254.866	2.458	2.3	13.0	NO	0.999	NO	bb
5	5	180129M1_6	Standard	5.000	4.72	1370.937	3021.466	5.672	5.3	5.4	NO	0.999	NO	bb
6	6	180129M1_7	Standard	10.000	4.72	3427.438	3408.994	12.568	11.7	17.4	NO	0.999	NO	bb
7	7	180129M1_8	Standard	50.000	4.72	15215.198	3611.133	52.668	49.3	-1.4	NO	0.999	NO	bb
8	8	180129M1_9	Standard	100.000	4.72	28798.396	3445.469	104.479	97.9	-2.1	NO	0.999	NO	bb
9	9	180129M1_10	Standard	250.000	4.72	53280.184	2459.048	270.837	253.8	1.5	NO	0.999	NO	bb
10	10	180129M1_11	Standard	500.000	4.72	93849.820	2212.584	530.205	496.9	-0.6	NO	0.999	NO	bb

Dataset: F:\Projects\PFAS.PRO\Results\180129M1\180129M1-CRV.qld

Last Altered: Tuesday, January 30, 2018 08:15:32 Pacific Standard Time
Printed: Tuesday, January 30, 2018 08:17:12 Pacific Standard Time

Compound name: L-PFOS
Coefficient of Determination: R^2 = 0.993092
Calibration curve: 0.0001614 * x^2 + 0.995037 * x + 0.208935
Response type: Internal Std (Ref 41), Area * (IS Conc. / IS Area)
Curve type: 2nd Order, Origin: Include, Weighting: 1/x, Axis trans: None

	#	Name	Type	Std. Conc	RT	Area	IS Area	Response	Conc.	%Dev	Conc. Flag	CoD	CoD Flag	x=excluded
1	1	180129M1_2	Standard	0.250	4.74	76.329	3516.005	0.271	0.1	-74.9	YES	0.993	NO	MMX
2	2	180129M1_3	Standard	0.500	4.73	184.927	3265.587	0.708	0.5	0.3	NO	0.993	NO	MM
3	3	180129M1_4	Standard	1.000	4.73	348.579	3902.681	1.116	0.9	-8.8	NO	0.993	NO	MM
4	4	180129M1_5	Standard	2.000	4.74	585.630	2979.732	2.457	2.3	12.9	NO	0.993	NO	MM
5	5	180129M1_6	Standard	5.000	4.73	1479.804	3218.584	5.747	5.6	11.2	NO	0.993	NO	MM
6	6	180129M1_7	Standard	10.000	4.73	3128.938	3040.877	12.862	12.7	26.9	NO	0.993	NO	MM
7	7	180129M1_8	Standard	50.000	4.74	15331.751	3458.132	55.419	55.0	10.0	NO	0.993	NO	MM
8	8	180129M1_9	Standard	100.000	4.74	24062.650	3376.034	89.094	88.1	-11.9	NO	0.993	NO	MM
9	9	180129M1_10	Standard	250.000	4.74	56846.500	2703.704	262.818	253.5	1.4	NO	0.993	NO	MM
10	10	180129M1_11	Standard	500.000	4.74	111371.914	2109.852	659.833	603.8	20.8	NO	0.993	NO	MMX

Compound name: PFDA
Coefficient of Determination: R^2 = 0.998712
Calibration curve: -0.000224753 * x^2 + 1.28338 * x + 0.0811215
Response type: Internal Std (Ref 42), Area * (IS Conc. / IS Area)
Curve type: 2nd Order, Origin: Exclude, Weighting: 1/x, Axis trans: None

	#	Name	Type	Std. Conc	RT	Area	IS Area	Response	Conc.	%Dev	Conc. Flag	CoD	CoD Flag	x=excluded
1	1	180129M1_2	Standard	0.250	5.02	477.404	16105.683	0.371	0.2	-9.8	NO	0.999	NO	bb
2	2	180129M1_3	Standard	0.500	5.01	741.700	13158.185	0.705	0.5	-2.8	NO	0.999	NO	bb
3	3	180129M1_4	Standard	1.000	5.02	1532.034	14238.734	1.345	1.0	-1.5	NO	0.999	NO	bb
4	4	180129M1_5	Standard	2.000	5.02	1914.955	9614.189	2.490	1.9	-6.1	NO	0.999	NO	bb
5	5	180129M1_6	Standard	5.000	5.02	7233.049	11936.559	7.574	5.8	16.9	NO	0.999	NO	bb
6	6	180129M1_7	Standard	10.000	5.02	15314.487	13762.231	13.910	10.8	8.0	NO	0.999	NO	bb
7	7	180129M1_8	Standard	50.000	5.02	65016.621	12815.966	63.414	49.8	-0.4	NO	0.999	NO	bb
8	8	180129M1_9	Standard	100.000	5.03	121219.227	12929.789	117.190	92.8	-7.2	NO	0.999	NO	bb
9	9	180129M1_10	Standard	250.000	5.02	200802.422	7891.714	318.059	259.6	3.8	NO	0.999	NO	bb
10	10	180129M1_11	Standard	500.000	5.02	460714.750	9898.697	581.787	496.4	-0.7	NO	0.999	NO	bb

Dataset: F:\Projects\PFAS.PRO\Results\180129M1\180129M1-CRV.qld

Last Altered: Tuesday, January 30, 2018 08:15:32 Pacific Standard Time
Printed: Tuesday, January 30, 2018 08:17:12 Pacific Standard Time

Compound name: 8:2 FTS
Coefficient of Determination: R^2 = 0.992944
Calibration curve: -0.0192814 * x^2 + 0.436846 * x + -0.0529106
Response type: Internal Std (Ref 42), Area * (IS Conc. / IS Area)
Curve type: 2nd Order, Origin: Exclude, Weighting: 1/x, Axis trans: None

	#	Name	Type	Std. Conc	RT	Area	IS Area	Response	Conc.	%Dev	Conc. Flag	CoD	CoD Flag	x=excluded
1	1	180129M1_2	Standard	0.250	4.98	76.828	16105.683	0.060	0.3	4.2	NO	0.993	NO	bb
2	2	180129M1_3	Standard	0.500	4.99	170.419	13158.185	0.162	0.5	0.6	NO	0.993	NO	bb
3	3	180129M1_4	Standard	1.000	4.99	350.691	14238.734	0.308	0.9	-14.2	NO	0.993	NO	bb
4	4	180129M1_5	Standard	2.000	4.99	642.601	9614.189	0.835	2.3	12.9	NO	0.993	NO	bb
5	5	180129M1_6	Standard	5.000	4.99	1521.629	11936.559	1.593	4.8	-4.5	NO	0.993	NO	bb
6	6	180129M1_7	Standard	10.000	4.99	2645.068	13762.231	2.402	10.3	3.4	NO	0.993	NO	bb
7	7	180129M1_8	Standard	50.000	4.99	12191.230	12815.966	11.891			NO	0.993	YES	bbXl
8	8	180129M1_9	Standard	100.000	4.99	20316.848	12929.789	19.642			NO	0.993	YES	bbXl
9	9	180129M1_10	Standard	250.000	4.99	48910.250	7891.714	77.471			NO	0.993	NO	bbXl
10	10	180129M1_11	Standard	500.000	4.99	84437.641	9898.697	106.627			NO	0.993	NO	bbXl

Compound name: N-MeFOSAA
Coefficient of Determination: R^2 = 0.998867
Calibration curve: 0.000620919 * x^2 + 1.23812 * x + 0.183756
Response type: Internal Std (Ref 44), Area * (IS Conc. / IS Area)
Curve type: 2nd Order, Origin: Include, Weighting: 1/x, Axis trans: None

	#	Name	Type	Std. Conc	RT	Area	IS Area	Response	Conc.	%Dev	Conc. Flag	CoD	CoD Flag	x=excluded
1	1	180129M1_2	Standard	0.250	5.16	151.951	6656.865	0.285	0.1	-67.2	YES	0.999	NO	bbX
2	2	180129M1_3	Standard	0.500	5.17	391.460	6358.921	0.770	0.5	-5.4	NO	0.999	NO	bb
3	3	180129M1_4	Standard	1.000	5.17	735.532	6453.844	1.425	1.0	0.2	NO	0.999	NO	bb
4	4	180129M1_5	Standard	2.000	5.17	1403.572	5615.988	3.124	2.4	18.6	NO	0.999	NO	bb
5	5	180129M1_6	Standard	5.000	5.17	3188.335	6181.375	6.447	5.0	0.9	NO	0.999	NO	bb
6	6	180129M1_7	Standard	10.000	5.17	7802.614	7120.108	13.698	10.9	8.6	NO	0.999	NO	bb
7	7	180129M1_8	Standard	50.000	5.17	38801.680	6780.247	71.534	56.1	12.1	NO	0.999	NO	bb
8	8	180129M1_9	Standard	100.000	5.17	62596.602	6223.375	125.729	96.7	-3.3	NO	0.999	NO	bb
9	9	180129M1_10	Standard	250.000	5.17	133008.750	4913.062	338.406	243.5	-2.6	NO	0.999	NO	bb
10	10	180129M1_11	Standard	500.000	5.17	256933.859	4119.576	779.613	502.8	0.6	NO	0.999	NO	bb

Dataset: F:\Projects\PFAS.PRO\Results\180129M1\180129M1-CRV.qld

Last Altered: Tuesday, January 30, 2018 08:15:32 Pacific Standard Time
Printed: Tuesday, January 30, 2018 08:17:12 Pacific Standard Time

Compound name: N-EtFOSAA
Coefficient of Determination: R^2 = 0.993759
Calibration curve: -0.000121041 * x^2 + 1.05647 * x + -0.00669187
Response type: Internal Std (Ref 45), Area * (IS Conc. / IS Area)
Curve type: 2nd Order, Origin: Include, Weighting: 1/x, Axis trans: None

	#	Name	Type	Std. Conc	RT	Area	IS Area	Response	Conc.	%Dev	Conc. Flag	CoD	CoD Flag	x=excluded
1	1	180129M1_2	Standard	0.250	5.33	107.918	6762.165	0.199	0.2	-21.9	NO	0.994	NO	bb
2	2	180129M1_3	Standard	0.500	5.33	325.742	7314.510	0.557	0.5	6.7	NO	0.994	NO	bb
3	3	180129M1_4	Standard	1.000	5.33	675.527	8245.564	1.024	1.0	-2.4	NO	0.994	NO	bb
4	4	180129M1_5	Standard	2.000	5.33	1240.983	6421.071	2.416	2.3	14.7	NO	0.994	NO	bb
5	5	180129M1_6	Standard	5.000	5.33	2652.882	7628.946	4.347	4.1	-17.5	NO	0.994	NO	bb
6	6	180129M1_7	Standard	10.000	5.33	7030.512	8330.259	10.550	10.0	0.0	NO	0.994	NO	bb
7	7	180129M1_8	Standard	50.000	5.33	27138.025	5083.883	66.726	63.6	27.3	NO	0.994	NO	bb
8	8	180129M1_9	Standard	100.000	5.33	52548.988	6532.670	100.550	96.2	-3.8	NO	0.994	NO	bb
9	9	180129M1_10	Standard	250.000	5.33	104698.859	5487.930	238.475	231.9	-7.2	NO	0.994	NO	bb
10	10	180129M1_11	Standard	500.000	5.33	175465.219	4331.502	506.364	509.0	1.8	NO	0.994	NO	bb

Compound name: PFUdA
Coefficient of Determination: R^2 = 0.994258
Calibration curve: 8.08656e-005 * x^2 + 0.892996 * x + 0.150656
Response type: Internal Std (Ref 46), Area * (IS Conc. / IS Area)
Curve type: 2nd Order, Origin: Exclude, Weighting: 1/x, Axis trans: None

	#	Name	Type	Std. Conc	RT	Area	IS Area	Response	Conc.	%Dev	Conc. Flag	CoD	CoD Flag	x=excluded
1	1	180129M1_2	Standard	0.250	5.34	467.102	18519.861	0.315	0.2	-26.3	NO	0.994	NO	bb
2	2	180129M1_3	Standard	0.500	5.34	759.759	17193.967	0.552	0.4	-10.0	NO	0.994	NO	bb
3	3	180129M1_4	Standard	1.000	5.34	1732.990	20349.033	1.065	1.0	2.3	NO	0.994	NO	bb
4	4	180129M1_5	Standard	2.000	5.34	3017.027	18763.014	2.010	2.1	4.1	NO	0.994	NO	bb
5	5	180129M1_6	Standard	5.000	5.34	5162.707	15151.944	4.259	4.6	-8.0	NO	0.994	NO	bb
6	6	180129M1_7	Standard	10.000	5.34	14451.684	15926.351	11.343	12.5	25.2	NO	0.994	NO	bb
7	7	180129M1_8	Standard	50.000	5.35	69405.414	16743.742	51.814	57.6	15.1	NO	0.994	NO	bb
8	8	180129M1_9	Standard	100.000	5.35	106212.422	13867.792	95.737	106.0	6.0	NO	0.994	NO	bb
9	9	180129M1_10	Standard	250.000	5.34	199697.813	12251.990	203.740	223.5	-10.6	NO	0.994	NO	bb
10	10	180129M1_11	Standard	500.000	5.34	441075.813	11548.829	477.403	510.8	2.2	NO	0.994	NO	bb

Dataset: F:\Projects\PFAS.PRO\Results\180129M1\180129M1-CRV.qld

Last Altered: Tuesday, January 30, 2018 08:15:32 Pacific Standard Time
Printed: Tuesday, January 30, 2018 08:17:12 Pacific Standard Time

Compound name: PFDS
Coefficient of Determination: R^2 = 0.995347
Calibration curve: -0.000148 * x^2 + 0.335398 * x + 0.0205381
Response type: Internal Std (Ref 47), Area * (IS Conc. / IS Area)
Curve type: 2nd Order, Origin: Exclude, Weighting: 1/x, Axis trans: None

	#	Name	Type	Std. Conc	RT	Area	IS Area	Response	Conc.	%Dev	Conc. Flag	CoD	CoD Flag	x=excluded
1	1	180129M1_2	Standard	0.250	5.38	96.197	14713.356	0.082	0.2	-27.0	NO	0.995	NO	bb
2	2	180129M1_3	Standard	0.500	5.38	194.984	14087.653	0.173	0.5	-9.1	NO	0.995	NO	bb
3	3	180129M1_4	Standard	1.000	5.39	441.917	14830.874	0.372	1.0	5.0	NO	0.995	NO	bb
4	4	180129M1_5	Standard	2.000	5.39	785.471	12130.298	0.809	2.4	17.7	NO	0.995	NO	bb
5	5	180129M1_6	Standard	5.000	5.39	1919.390	11690.137	2.052	6.1	21.5	NO	0.995	NO	bb
6	6	180129M1_7	Standard	10.000	5.39	3582.845	12621.681	3.548	10.6	5.7	NO	0.995	NO	bb
7	7	180129M1_8	Standard	50.000	5.39	16323.443	14332.131	14.237	43.2	-13.6	NO	0.995	NO	bb
8	8	180129M1_9	Standard	100.000	5.39	32700.764	13655.496	29.934	93.0	-7.0	NO	0.995	NO	bb
9	9	180129M1_10	Standard	250.000	5.39	61334.859	9499.075	80.712	273.6	9.4	NO	0.995	NO	bb
10	10	180129M1_11	Standard	500.000	5.39	113832.695	11089.319	128.313	487.3	-2.5	NO	0.995	NO	bb

Compound name: PFDoA
Coefficient of Determination: R^2 = 0.996461
Calibration curve: -0.0008418 * x^2 + 1.39944 * x + 0.0570527
Response type: Internal Std (Ref 47), Area * (IS Conc. / IS Area)
Curve type: 2nd Order, Origin: Exclude, Weighting: 1/x, Axis trans: None

	#	Name	Type	Std. Conc	RT	Area	IS Area	Response	Conc.	%Dev	Conc. Flag	CoD	CoD Flag	x=excluded
1	1	180129M1_2	Standard	0.250	5.62	415.311	14713.356	0.353	0.2	-15.4	NO	0.996	NO	bb
2	2	180129M1_3	Standard	0.500	5.62	779.166	14087.653	0.691	0.5	-9.3	NO	0.996	NO	bb
3	3	180129M1_4	Standard	1.000	5.62	1522.358	14830.874	1.283	0.9	-12.3	NO	0.996	NO	bb
4	4	180129M1_5	Standard	2.000	5.62	3496.988	12130.298	3.604	2.5	26.9	NO	0.996	NO	bb
5	5	180129M1_6	Standard	5.000	5.62	8380.425	11690.137	8.961	6.4	27.7	NO	0.996	NO	bb
6	6	180129M1_7	Standard	10.000	5.62	12111.499	12621.681	11.995	8.6	-14.3	NO	0.996	NO	bb
7	7	180129M1_8	Standard	50.000	5.62	72353.117	14332.131	63.104	46.3	-7.3	NO	0.996	NO	bb
8	8	180129M1_9	Standard	100.000	5.62	149950.141	13655.496	137.262	104.6	4.6	NO	0.996	NO	bb
9	9	180129M1_10	Standard	250.000	5.62	224963.500	9499.075	296.033	248.7	-0.5	NO	0.996	NO	bb
10	10	180129M1_11	Standard	500.000	5.62	580408.563	11089.319	654.243			NO	0.996	NO	bbXI

Vista Analytical Laboratory

Dataset: F:\Projects\PFAS.PRO\Results\180129M1\180129M1-CRV.qld

Last Altered: Tuesday, January 30, 2018 08:15:32 Pacific Standard Time
Printed: Tuesday, January 30, 2018 08:17:12 Pacific Standard Time

Compound name: N-MeFOSA
Coefficient of Determination: R^2 = 0.999644
Calibration curve: -9.79129e-005 * x^2 + 1.09012 * x + 0.122568
Response type: Internal Std (Ref 48), Area * (IS Conc. / IS Area)
Curve type: 2nd Order, Origin: Include, Weighting: 1/x, Axis trans: None

	#	Name	Type	Std. Conc	RT	Area	IS Area	Response	Conc.	%Dev	Conc. Flag	CoD	CoD Flag	x=excluded
1	1	180129M1_2	Standard	1.250	5.76	169.143	18809.475	1.349	1.1	-10.0	NO	1.000	NO	bb
2	2	180129M1_3	Standard	2.500	5.76	342.442	18881.635	2.720	2.4	-4.7	NO	1.000	NO	bb
3	3	180129M1_4	Standard	5.000	5.77	837.363	19174.166	6.551	5.9	18.0	NO	1.000	NO	bb
4	4	180129M1_5	Standard	10.000	5.77	1338.400	17550.148	11.439	10.4	3.9	NO	1.000	NO	bb
5	5	180129M1_6	Standard	25.000	5.76	3087.704	17493.434	26.476	24.2	-3.1	NO	1.000	NO	bb
6	6	180129M1_7	Standard	50.000	5.76	6997.030	18648.807	56.280	51.8	3.5	NO	1.000	NO	bb
7	7	180129M1_8	Standard	250.000	5.77	32519.906	18180.207	268.313	251.7	0.7	NO	1.000	NO	bb
8	8	180129M1_9	Standard	500.000	5.77	60814.395	17096.455	533.570	513.0	2.6	NO	1.000	NO	bb
9	9	180129M1_10	Standard	1250.000	5.77	115677.469	14683.942	1181.673	1216.9	-2.7	NO	1.000	NO	bb
10	10	180129M1_11	Standard	2500.000	5.77	216673.406	15296.366	2124.754	2518.8	0.8	NO	1.000	NO	bb

Compound name: PFTrDA
Coefficient of Determination: R^2 = 0.994323
Calibration curve: -0.00951009 * x^2 + 1.74135 * x + -0.020205
Response type: Internal Std (Ref 47), Area * (IS Conc. / IS Area)
Curve type: 2nd Order, Origin: Exclude, Weighting: 1/x, Axis trans: None

	#	Name	Type	Std. Conc	RT	Area	IS Area	Response	Conc.	%Dev	Conc. Flag	CoD	CoD Flag	x=excluded
1	1	180129M1_2	Standard	0.250	5.86	564.677	14713.356	0.480	0.3	15.0	NO	0.994	NO	bb
2	2	180129M1_3	Standard	0.500	5.86	741.144	14087.653	0.658	0.4	-22.0	NO	0.994	NO	bb
3	3	180129M1_4	Standard	1.000	5.87	1901.832	14830.874	1.603	0.9	-6.3	NO	0.994	NO	bb
4	4	180129M1_5	Standard	2.000	5.86	4074.585	12130.298	4.199	2.5	22.8	NO	0.994	NO	bb
5	5	180129M1_6	Standard	5.000	5.86	6902.290	11690.137	7.380	4.4	-12.9	NO	0.994	NO	bb
6	6	180129M1_7	Standard	10.000	5.86	17168.350	12621.681	17.003	10.4	3.6	NO	0.994	NO	bb
7	7	180129M1_8	Standard	50.000	5.87	72508.836	14332.131	63.240	50.0	-0.1	NO	0.994	NO	bb
8	8	180129M1_9	Standard	100.000	5.87	143813.453	13655.496	131.644			NO	0.994	NO	bbXl
9	9	180129M1_10	Standard	250.000	5.87	252186.625	9499.075	331.857			NO	0.994	NO	bbXl
10	10	180129M1_11	Standard	500.000	5.87	549679.438	11089.319	619.605			NO	0.994	NO	bbXl

Dataset: F:\Projects\PFAS.PRO\Results\180129M1\180129M1-CRV.qld

Last Altered: Tuesday, January 30, 2018 08:15:32 Pacific Standard Time
Printed: Tuesday, January 30, 2018 08:17:12 Pacific Standard Time

Compound name: PFTeDA
Coefficient of Determination: R^2 = 0.999724
Calibration curve: 0.00192332 * x^2 + 1.95818 * x + 0.258522
Response type: Internal Std (Ref 49), Area * (IS Conc. / IS Area)
Curve type: 2nd Order, Origin: Exclude, Weighting: 1/x, Axis trans: None

	#	Name	Type	Std. Conc	RT	Area	IS Area	Response	Conc.	%Dev	Conc. Flag	CoD	CoD Flag	x=excluded
1	1	180129M1_2	Standard	0.250	6.08	394.720	6371.518	0.774	0.3	5.3	NO	1.000	NO	MM
2	2	180129M1_3	Standard	0.500	6.08	649.514	6051.296	1.342	0.6	10.6	NO	1.000	NO	bb
3	3	180129M1_4	Standard	1.000	6.09	1208.070	6474.006	2.333	1.1	5.8	NO	1.000	NO	bb
4	4	180129M1_5	Standard	2.000	6.08	1655.564	6070.834	3.409	1.6	-19.7	NO	1.000	NO	bb
5	5	180129M1_6	Standard	5.000	6.09	5619.633	7228.926	9.717	4.8	-3.8	NO	1.000	NO	bb
6	6	180129M1_7	Standard	10.000	6.09	9574.333	5971.966	20.040	10.0	0.0	NO	1.000	NO	bb
7	7	180129M1_8	Standard	50.000	6.09	46276.793	5459.991	105.945	51.4	2.8	NO	1.000	NO	bb
8	8	180129M1_9	Standard	100.000	6.09	111349.242	6539.699	212.833	98.9	-1.1	NO	1.000	NO	bb
9	9	180129M1_10	Standard	250.000	6.09	230086.313	4711.643	610.420	250.1	0.1	NO	1.000	NO	bb
10	10	180129M1_11	Standard	500.000	6.09	290862.969	5426.606	669.993	270.3	-45.9	YES	1.000	NO	bbX

Compound name: N-EtFOSA
Coefficient of Determination: R^2 = 0.999684
Calibration curve: -5.80992e-005 * x^2 + 0.927899 * x + 0.232976
Response type: Internal Std (Ref 50), Area * (IS Conc. / IS Area)
Curve type: 2nd Order, Origin: Exclude, Weighting: 1/x, Axis trans: None

	#	Name	Type	Std. Conc	RT	Area	IS Area	Response	Conc.	%Dev	Conc. Flag	CoD	CoD Flag	x=excluded
1	1	180129M1_2	Standard	1.250	6.16	268.374	29864.836	1.348	1.2	-3.9	NO	1.000	NO	bb
2	2	180129M1_3	Standard	2.500	6.16	445.279	29491.363	2.265	2.2	-12.4	NO	1.000	NO	bb
3	3	180129M1_4	Standard	5.000	6.16	1008.986	31315.664	4.833	5.0	-0.8	NO	1.000	NO	bb
4	4	180129M1_5	Standard	10.000	6.16	1824.642	27269.930	10.037	10.6	5.7	NO	1.000	NO	bb
5	5	180129M1_6	Standard	25.000	6.16	4291.658	27338.445	23.547	25.2	0.7	NO	1.000	NO	bb
6	6	180129M1_7	Standard	50.000	6.16	9886.934	29188.537	50.809	54.7	9.4	NO	1.000	NO	bb
7	7	180129M1_8	Standard	250.000	6.16	42831.332	27126.217	236.845	259.2	3.7	NO	1.000	NO	bb
8	8	180129M1_9	Standard	500.000	6.16	77971.391	26347.309	443.905	493.4	-1.3	NO	1.000	NO	bb
9	9	180129M1_10	Standard	1250.000	6.16	150573.609	21417.715	1054.550	1231.1	-1.5	NO	1.000	NO	bb
10	10	180129M1_11	Standard	2500.000	6.16	267928.000	20457.889	1964.484	2512.0	0.5	NO	1.000	NO	bb

Vista Analytical Laboratory

Dataset: F:\Projects\PFAS.PRO\Results\180129M1\180129M1-CRV.qld

Last Altered: Tuesday, January 30, 2018 08:15:32 Pacific Standard Time
Printed: Tuesday, January 30, 2018 08:17:12 Pacific Standard Time

Compound name: PFHxDA
Coefficient of Determination: R^2 = 0.998624
Calibration curve: -0.00313125 * x^2 + 0.74485 * x + -0.160803
Response type: Internal Std (Ref 51), Area * (IS Conc. / IS Area)
Curve type: 2nd Order, Origin: Exclude, Weighting: 1/x, Axis trans: None

	#	Name	Type	Std. Conc	RT	Area	IS Area	Response	Conc.	%Dev	Conc. Flag	CoD	CoD Flag	x=excluded
1	1	180129M1_2	Standard	0.250	6.41	212.110	4902.657	0.216	0.5	103.0	YES	0.999	NO	bbX
2	2	180129M1_3	Standard	0.500	6.41	222.254	4503.765	0.247	0.5	9.7	NO	0.999	NO	bb
3	3	180129M1_4	Standard	1.000	6.42	643.104	5061.113	0.635	1.1	7.4	NO	0.999	NO	bb
4	4	180129M1_5	Standard	2.000	6.42	1236.147	5181.930	1.193	1.8	-8.4	NO	0.999	NO	bb
5	5	180129M1_6	Standard	5.000	6.42	2716.376	4312.444	3.149	4.5	-9.4	NO	0.999	NO	bb
6	6	180129M1_7	Standard	10.000	6.42	5711.942	4160.891	6.864	9.8	-1.6	NO	0.999	NO	bb
7	7	180129M1_8	Standard	50.000	6.42	27188.398	4508.277	30.154	52.1	4.2	NO	0.999	NO	bb
8	8	180129M1_9	Standard	100.000	6.42	39904.582	4684.598	42.591	96.7	-3.3	NO	0.999	NO	bb
9	9	180129M1_10	Standard	250.000	6.42	77760.258	3714.708	104.665			NO	0.999	YES	bbXI
10	10	180129M1_11	Standard	500.000	6.42	161280.516	3768.345	213.994			NO	0.999	YES	bbXI

Compound name: PFODA
Coefficient of Determination: R^2 = 0.998945
Calibration curve: -0.000452614 * x^2 + 0.762242 * x + 0.0254622
Response type: Internal Std (Ref 51), Area * (IS Conc. / IS Area)
Curve type: 2nd Order, Origin: Include, Weighting: 1/x, Axis trans: None

	#	Name	Type	Std. Conc	RT	Area	IS Area	Response	Conc.	%Dev	Conc. Flag	CoD	CoD Flag	x=excluded
1	1	180129M1_2	Standard	0.250	6.65	216.093	4902.657	0.220	0.3	2.3	NO	0.999	NO	bb
2	2	180129M1_3	Standard	0.500	6.65	355.027	4503.765	0.394	0.5	-3.2	NO	0.999	NO	bb
3	3	180129M1_4	Standard	1.000	6.65	759.695	5061.113	0.751	1.0	-4.8	NO	0.999	NO	bb
4	4	180129M1_5	Standard	2.000	6.65	1453.455	5181.930	1.402	1.8	-9.6	NO	0.999	NO	bb
5	5	180129M1_6	Standard	5.000	6.66	3623.813	4312.444	4.202	5.5	9.9	NO	0.999	NO	bb
6	6	180129M1_7	Standard	10.000	6.66	7467.064	4160.891	8.973	11.8	18.2	NO	0.999	NO	bb
7	7	180129M1_8	Standard	50.000	6.66	34525.188	4508.277	38.291	51.8	3.6	NO	0.999	NO	bb
8	8	180129M1_9	Standard	100.000	6.65	66607.391	4684.598	71.092	99.1	-0.9	NO	0.999	NO	bb
9	9	180129M1_10	Standard	250.000	6.65	117343.359	3714.708	157.944	241.9	-3.2	NO	0.999	NO	bb
10	10	180129M1_11	Standard	500.000	6.65	203593.953	3768.345	270.137	507.0	1.4	NO	0.999	NO	bb

Dataset: F:\Projects\PFAS.PRO\Results\180129M1\180129M1-CRV.qld

Last Altered: Tuesday, January 30, 2018 08:15:32 Pacific Standard Time
Printed: Tuesday, January 30, 2018 08:17:12 Pacific Standard Time

Compound name: N-MeFOSE
Coefficient of Determination: R^2 = 0.993408
Calibration curve: -6.08443e-005 * x^2 + 1.03209 * x + 0.492632
Response type: Internal Std (Ref 52), Area * (IS Conc. / IS Area)
Curve type: 2nd Order, Origin: Exclude, Weighting: 1/x, Axis trans: None

	#	Name	Type	Std. Conc	RT	Area	IS Area	Response	Conc.	%Dev	Conc. Flag	CoD	CoD Flag	x=excluded
1	1	180129M1_2	Standard	1.250	6.30	202.859	23673.896	1.285	0.8	-38.6	YES	0.993	NO	bbX
2	2	180129M1_3	Standard	2.500	6.30	474.167	19779.756	3.596	3.0	20.3	NO	0.993	NO	bb
3	3	180129M1_4	Standard	5.000	6.30	741.260	21598.203	5.148	4.5	-9.8	NO	0.993	NO	bb
4	4	180129M1_5	Standard	10.000	6.30	1471.097	21378.662	10.322	9.5	-4.7	NO	0.993	NO	bb
5	5	180129M1_6	Standard	25.000	6.30	4070.913	21699.844	28.140	26.8	7.3	NO	0.993	NO	bb
6	6	180129M1_7	Standard	50.000	6.30	7474.681	23900.467	46.911	45.1	-9.8	NO	0.993	NO	bb
7	7	180129M1_8	Standard	250.000	6.30	36376.809	20350.643	268.125	263.4	5.4	NO	0.993	NO	bd
8	8	180129M1_9	Standard	500.000	6.30	65210.477	23265.764	420.428	417.1	-16.6	NO	0.993	NO	bd
9	9	180129M1_10	Standard	1250.000	6.30	151773.281	17406.744	1307.883	1378.8	10.3	NO	0.993	NO	bb
10	10	180129M1_11	Standard	2500.000	6.30	275292.969	19124.865	2159.176	2443.6	-2.3	NO	0.993	NO	bd

Compound name: N-EtFOSE
Correlation coefficient: r = 0.998290, r^2 = 0.996584
Calibration curve: 1.19143 * x + 0.336851
Response type: Internal Std (Ref 53), Area * (IS Conc. / IS Area)
Curve type: Linear, Origin: Exclude, Weighting: 1/x, Axis trans: None

	#	Name	Type	Std. Conc	RT	Area	IS Area	Response	Conc.	%Dev	Conc. Flag	CoD	CoD Flag	x=excluded
1	1	180129M1_2	Standard	1.250	6.45	248.000	21929.123	1.696	1.1	-8.7	NO	0.997	NO	bb
2	2	180129M1_3	Standard	2.500	6.45	515.319	19016.125	4.065	3.1	25.2	NO	0.997	NO	bb
3	3	180129M1_4	Standard	5.000	6.45	1011.761	26382.424	5.752	4.5	-9.1	NO	0.997	NO	bb
4	4	180129M1_5	Standard	10.000	6.45	1611.250	18545.430	13.032	10.7	6.6	NO	0.997	NO	bb
5	5	180129M1_6	Standard	25.000	6.45	3968.809	21914.684	27.165	22.5	-9.9	NO	0.997	NO	bb
6	6	180129M1_7	Standard	50.000	6.45	9088.029	24582.926	55.453	46.3	-7.5	NO	0.997	NO	bb
7	7	180129M1_8	Standard	250.000	6.45	41795.535	18720.746	334.887	280.8	12.3	NO	0.997	NO	bb
8	8	180129M1_9	Standard	500.000	6.45	81703.086	21718.760	564.280	473.3	-5.3	NO	0.997	NO	bb
9	9	180129M1_10	Standard	1250.000	6.45	157455.188	17065.604	1383.970	1161.3	-7.1	NO	0.997	NO	bb
10	10	180129M1_11	Standard	2500.000	6.45	367777.750	17875.316	3086.192	2590.0	3.6	NO	0.997	NO	bb

Vista Analytical Laboratory

Dataset: F:\Projects\PFAS.PRO\Results\180129M1\180129M1-CRV.qld

Last Altered: Tuesday, January 30, 2018 08:15:32 Pacific Standard Time
Printed: Tuesday, January 30, 2018 08:17:12 Pacific Standard Time

Compound name: 13C3-PFBA
Response Factor: 0.861233
RRF SD: 0.0298356, Relative SD: 3.46429
Response type: Internal Std (Ref 54), Area * (IS Conc. / IS Area)
Curve type: RF

	#	Name	Type	Std. Conc	RT	Area	IS Area	Response	Conc.	%Dev	Conc. Flag	CoD	CoD Flag	x=excluded
1	1	180129M1_2	Standard	12.500	1.36	11100.070	13039.689	10.641	12.4	-1.2	NO		NO	MM
2	2	180129M1_3	Standard	12.500	1.36	11401.109	13293.856	10.720	12.4	-0.4	NO		NO	bb
3	3	180129M1_4	Standard	12.500	1.36	12152.134	13932.239	10.903	12.7	1.3	NO		NO	bb
4	4	180129M1_5	Standard	12.500	1.36	10614.716	12277.075	10.807	12.5	0.4	NO		NO	bb
5	5	180129M1_6	Standard	12.500	1.36	10949.314	12540.224	10.914	12.7	1.4	NO		NO	bb
6	6	180129M1_7	Standard	12.500	1.36	11591.552	13330.994	10.869	12.6	1.0	NO		NO	bb
7	7	180129M1_8	Standard	12.500	1.36	10704.742	12531.915	10.677	12.4	-0.8	NO		NO	bb
8	8	180129M1_9	Standard	12.500	1.36	10839.747	12489.366	10.849	12.6	0.8	NO		NO	bb
9	9	180129M1_10	Standard	12.500	1.36	8021.704	10144.806	9.884	11.5	-8.2	NO		NO	MM
10	10	180129M1_11	Standard	12.500	1.37	9168.310	10062.537	11.389	13.2	5.8	NO		NO	bb

Compound name: 13C3-PFPeA
Response Factor: 0.860055
RRF SD: 0.0509006, Relative SD: 5.9183
Response type: Internal Std (Ref 55), Area * (IS Conc. / IS Area)
Curve type: RF

	#	Name	Type	Std. Conc	RT	Area	IS Area	Response	Conc.	%Dev	Conc. Flag	CoD	CoD Flag	x=excluded
1	1	180129M1_2	Standard	12.500	2.30	14081.051	15953.218	11.033	12.8	2.6	NO		NO	bb
2	2	180129M1_3	Standard	12.500	2.30	13531.105	17677.000	9.568	11.1	-11.0	NO		NO	bb
3	3	180129M1_4	Standard	12.500	2.31	14431.922	17021.891	10.598	12.3	-1.4	NO		NO	bb
4	4	180129M1_5	Standard	12.500	2.31	12771.471	14941.700	10.684	12.4	-0.6	NO		NO	bb
5	5	180129M1_6	Standard	12.500	2.31	13183.966	15656.476	10.526	12.2	-2.1	NO		NO	bb
6	6	180129M1_7	Standard	12.500	2.31	14144.209	15277.811	11.573	13.5	7.6	NO		NO	bb
7	7	180129M1_8	Standard	12.500	2.31	12821.741	15158.509	10.573	12.3	-1.7	NO		NO	bb
8	8	180129M1_9	Standard	12.500	2.31	12028.120	14582.996	10.310	12.0	-4.1	NO		NO	bb
9	9	180129M1_10	Standard	12.500	2.31	10062.349	11643.223	10.803	12.6	0.5	NO		NO	bb
10	10	180129M1_11	Standard	12.500	2.31	10264.075	10837.481	11.839	13.8	10.1	NO		NO	bb

Dataset: F:\Projects\PFAS.PRO\Results\180129M1\180129M1-CRV.qld

Last Altered: Tuesday, January 30, 2018 08:15:32 Pacific Standard Time
Printed: Tuesday, January 30, 2018 08:17:12 Pacific Standard Time

Compound name: 13C3-PFBS
Response Factor: 0.10558
RRF SD: 0.00687766, Relative SD: 6.51417
Response type: Internal Std (Ref 55), Area * (IS Conc. / IS Area)
Curve type: RF

	#	Name	Type	Std. Conc	RT	Area	IS Area	Response	Conc.	%Dev	Conc. Flag	CoD	CoD Flag	x=excluded
1	1	180129M1_2	Standard	12.500	2.58	1679.934	15953.218	1.316	12.5	-0.3	NO		NO	bb
2	2	180129M1_3	Standard	12.500	2.58	1718.877	17677.000	1.215	11.5	-7.9	NO		NO	bb
3	3	180129M1_4	Standard	12.500	2.59	1823.196	17021.891	1.339	12.7	1.4	NO		NO	bb
4	4	180129M1_5	Standard	12.500	2.59	1557.626	14941.700	1.303	12.3	-1.3	NO		NO	bb
5	5	180129M1_6	Standard	12.500	2.59	1485.174	15656.476	1.186	11.2	-10.2	NO		NO	bb
6	6	180129M1_7	Standard	12.500	2.59	1801.872	15277.811	1.474	14.0	11.7	NO		NO	bb
7	7	180129M1_8	Standard	12.500	2.59	1569.533	15158.509	1.294	12.3	-1.9	NO		NO	bb
8	8	180129M1_9	Standard	12.500	2.59	1530.669	14582.996	1.312	12.4	-0.6	NO		NO	bb
9	9	180129M1_10	Standard	12.500	2.59	1235.414	11643.223	1.326	12.6	0.5	NO		NO	bb
10	10	180129M1_11	Standard	12.500	2.59	1240.808	10837.481	1.431	13.6	8.4	NO		NO	bb

Compound name: 13C2-PFHxA
Response Factor: 0.704621
RRF SD: 0.0472168, Relative SD: 6.70102
Response type: Internal Std (Ref 55), Area * (IS Conc. / IS Area)
Curve type: RF

	#	Name	Type	Std. Conc	RT	Area	IS Area	Response	Conc.	%Dev	Conc. Flag	CoD	CoD Flag	x=excluded
1	1	180129M1_2	Standard	5.000	3.08	4364.197	15953.218	3.420	4.9	-2.9	NO		NO	bb
2	2	180129M1_3	Standard	5.000	3.08	4691.589	17677.000	3.318	4.7	-5.8	NO		NO	bb
3	3	180129M1_4	Standard	5.000	3.08	4804.249	17021.891	3.528	5.0	0.1	NO		NO	bb
4	4	180129M1_5	Standard	5.000	3.09	3773.439	14941.700	3.157	4.5	-10.4	NO		NO	bb
5	5	180129M1_6	Standard	5.000	3.08	4685.550	15656.476	3.741	5.3	6.2	NO		NO	bb
6	6	180129M1_7	Standard	5.000	3.08	4586.423	15277.811	3.753	5.3	6.5	NO		NO	bb
7	7	180129M1_8	Standard	5.000	3.09	4155.766	15158.509	3.427	4.9	-2.7	NO		NO	bb
8	8	180129M1_9	Standard	5.000	3.09	4287.350	14582.996	3.675	5.2	4.3	NO		NO	bb
9	9	180129M1_10	Standard	5.000	3.09	3089.721	11643.223	3.317	4.7	-5.8	NO		NO	bb
10	10	180129M1_11	Standard	5.000	3.09	3378.495	10837.481	3.897	5.5	10.6	NO		NO	bb

Vista Analytical Laboratory

Dataset: F:\Projects\PFAS.PRO\Results\180129M1\180129M1-CRV.qld

Last Altered: Tuesday, January 30, 2018 08:15:32 Pacific Standard Time
Printed: Tuesday, January 30, 2018 08:17:12 Pacific Standard Time

Compound name: 13C4-PFHpA
Response Factor: 0.687567
RRF SD: 0.0478252, Relative SD: 6.95571
Response type: Internal Std (Ref 55), Area * (IS Conc. / IS Area)
Curve type: RF

	#	Name	Type	Std. Conc	RT	Area	IS Area	Response	Conc.	%Dev	Conc. Flag	CoD	CoD Flag	x=excluded
1	1	180129M1_2	Standard	12.500	3.69	11466.683	15953.218	8.985	13.1	4.5	NO		NO	bb
2	2	180129M1_3	Standard	12.500	3.70	11153.262	17677.000	7.887	11.5	-8.2	NO		NO	bb
3	3	180129M1_4	Standard	12.500	3.70	11503.447	17021.891	8.448	12.3	-1.7	NO		NO	bb
4	4	180129M1_5	Standard	12.500	3.70	10756.314	14941.700	8.999	13.1	4.7	NO		NO	bb
5	5	180129M1_6	Standard	12.500	3.70	10827.786	15656.476	8.645	12.6	0.6	NO		NO	bb
6	6	180129M1_7	Standard	12.500	3.70	11265.295	15277.811	9.217	13.4	7.2	NO		NO	bb
7	7	180129M1_8	Standard	12.500	3.70	9011.514	15158.509	7.431	10.8	-13.5	NO		NO	bb
8	8	180129M1_9	Standard	12.500	3.70	10028.405	14582.996	8.596	12.5	0.0	NO		NO	bb
9	9	180129M1_10	Standard	12.500	3.70	7803.760	11643.223	8.378	12.2	-2.5	NO		NO	bb
10	10	180129M1_11	Standard	12.500	3.70	8116.285	10837.481	9.361	13.6	8.9	NO		NO	bb

Compound name: 18O2-PFHxS
Response Factor: 0.348186
RRF SD: 0.0180983, Relative SD: 5.19788
Response type: Internal Std (Ref 56), Area * (IS Conc. / IS Area)
Curve type: RF

	#	Name	Type	Std. Conc	RT	Area	IS Area	Response	Conc.	%Dev	Conc. Flag	CoD	CoD Flag	x=excluded
1	1	180129M1_2	Standard	12.500	3.84	1372.264	4109.332	4.174	12.0	-4.1	NO		NO	bb
2	2	180129M1_3	Standard	12.500	3.84	1174.198	3629.852	4.044	11.6	-7.1	NO		NO	bb
3	3	180129M1_4	Standard	12.500	3.85	1443.661	4088.442	4.414	12.7	1.4	NO		NO	bb
4	4	180129M1_5	Standard	12.500	3.85	1125.277	3221.908	4.366	12.5	0.3	NO		NO	bb
5	5	180129M1_6	Standard	12.500	3.85	1121.448	3339.981	4.197	12.1	-3.6	NO		NO	bb
6	6	180129M1_7	Standard	12.500	3.85	1254.147	3574.382	4.386	12.6	0.8	NO		NO	bb
7	7	180129M1_8	Standard	12.500	3.85	1235.851	3207.121	4.817	13.8	10.7	NO		NO	bb
8	8	180129M1_9	Standard	12.500	3.85	1151.609	3472.295	4.146	11.9	-4.7	NO		NO	bb
9	9	180129M1_10	Standard	12.500	3.85	998.917	2742.486	4.553	13.1	4.6	NO		NO	bb
10	10	180129M1_11	Standard	12.500	3.85	942.338	2660.494	4.427	12.7	1.7	NO		NO	bb

Vista Analytical Laboratory

Dataset: F:\Projects\PFAS.PRO\Results\180129M1\180129M1-CRV.qld

Last Altered: Tuesday, January 30, 2018 08:15:32 Pacific Standard Time
Printed: Tuesday, January 30, 2018 08:17:12 Pacific Standard Time

Compound name: 13C2-6:2 FTS
Response Factor: 0.238085
RRF SD: 0.0327902, Relative SD: 13.7725
Response type: Internal Std (Ref 57), Area * (IS Conc. / IS Area)
Curve type: RF

	#	Name	Type	Std. Conc	RT	Area	IS Area	Response	Conc.	%Dev	Conc. Flag	CoD	CoD Flag	x=excluded
1	1	180129M1_2	Standard	12.500	4.16	3592.351	15121.157	2.970	12.5	-0.2	NO		NO	bb
2	2	180129M1_3	Standard	12.500	4.16	3117.646	16045.155	2.429	10.2	-18.4	NO		NO	bb
3	3	180129M1_4	Standard	12.500	4.16	4002.353	13291.130	3.764	15.8	26.5	NO		NO	bb
4	4	180129M1_5	Standard	12.500	4.17	3346.492	14878.394	2.812	11.8	-5.5	NO		NO	bb
5	5	180129M1_6	Standard	12.500	4.16	2885.542	12419.306	2.904	12.2	-2.4	NO		NO	bb
6	6	180129M1_7	Standard	12.500	4.16	3488.386	16236.504	2.686	11.3	-9.8	NO		NO	bb
7	7	180129M1_8	Standard	12.500	4.16	3415.352	14705.967	2.903	12.2	-2.5	NO		NO	bb
8	8	180129M1_9	Standard	12.500	4.17	4176.344	15623.217	3.341	14.0	12.3	NO		NO	bb
9	9	180129M1_10	Standard	12.500	4.17	5271.331	9610.873	6.856	28.8	130.4	NO		NO	bbX
10	10	180129M1_11	Standard	12.500	4.17	6742.851	10990.752	7.669	32.2	157.7	NO		NO	bbX

Compound name: 13C2-PFOA
Response Factor: 1.18951
RRF SD: 0.135262, Relative SD: 11.3712
Response type: Internal Std (Ref 57), Area * (IS Conc. / IS Area)
Curve type: RF

	#	Name	Type	Std. Conc	RT	Area	IS Area	Response	Conc.	%Dev	Conc. Flag	CoD	CoD Flag	x=excluded
1	1	180129M1_2	Standard	12.500	4.21	19246.498	15121.157	15.910	13.4	7.0	NO		NO	bb
2	2	180129M1_3	Standard	12.500	4.21	18177.396	16045.155	14.161	11.9	-4.8	NO		NO	bb
3	3	180129M1_4	Standard	12.500	4.22	16321.146	13291.130	15.350	12.9	3.2	NO		NO	MM
4	4	180129M1_5	Standard	12.500	4.22	17256.340	14878.394	14.498	12.2	-2.5	NO		NO	MM
5	5	180129M1_6	Standard	12.500	4.22	17429.078	12419.306	17.542	14.7	18.0	NO		NO	bb
6	6	180129M1_7	Standard	12.500	4.22	18169.516	16236.504	13.988	11.8	-5.9	NO		NO	MM
7	7	180129M1_8	Standard	12.500	4.22	13839.815	14705.967	11.764	9.9	-20.9	NO		NO	MM
8	8	180129M1_9	Standard	12.500	4.22	16593.801	15623.217	13.277	11.2	-10.7	NO		NO	bb
9	9	180129M1_10	Standard	12.500	4.22	12815.104	9610.873	16.667	14.0	12.1	NO		NO	bb
10	10	180129M1_11	Standard	12.500	4.22	13656.374	10990.752	15.532	13.1	4.5	NO		NO	bb

Dataset: F:\Projects\PFAS.PRO\Results\180129M1\180129M1-CRV.qld

Last Altered: Tuesday, January 30, 2018 08:15:32 Pacific Standard Time
Printed: Tuesday, January 30, 2018 08:17:12 Pacific Standard Time

Compound name: 13C5-PFNA
Response Factor: 0.999243
RRF SD: 0.0844277, Relative SD: 8.44917
Response type: Internal Std (Ref 58), Area * (IS Conc. / IS Area)
Curve type: RF

	#	Name	Type	Std. Conc	RT	Area	IS Area	Response	Conc.	%Dev	Conc. Flag	CoD	CoD Flag	x=excluded
1	1	180129M1_2	Standard	12.500	4.65	15011.859	12578.712	14.918	14.9	19.4	NO		NO	bb
2	2	180129M1_3	Standard	12.500	4.64	12907.597	12511.753	12.895	12.9	3.2	NO		NO	bb
3	3	180129M1_4	Standard	12.500	4.65	15144.343	14877.567	12.724	12.7	1.9	NO		NO	bb
4	4	180129M1_5	Standard	12.500	4.65	12999.128	12204.167	13.314	13.3	6.6	NO		NO	bb
5	5	180129M1_6	Standard	12.500	4.65	14216.254	14934.021	11.899	11.9	-4.7	NO		NO	bb
6	6	180129M1_7	Standard	12.500	4.65	13322.089	14368.460	11.590	11.6	-7.2	NO		NO	bb
7	7	180129M1_8	Standard	12.500	4.65	13280.420	13522.400	12.276	12.3	-1.7	NO		NO	bb
8	8	180129M1_9	Standard	12.500	4.65	13259.321	14278.523	11.608	11.6	-7.1	NO		NO	bb
9	9	180129M1_10	Standard	12.500	4.65	10678.512	10861.888	12.289	12.3	-1.6	NO		NO	bb
10	10	180129M1_11	Standard	12.500	4.65	10286.269	11287.084	11.392	11.4	-8.8	NO		NO	bb

Compound name: 13C8-PFOSA
Response Factor: 0.21127
RRF SD: 0.0150916, Relative SD: 7.14328
Response type: Internal Std (Ref 61), Area * (IS Conc. / IS Area)
Curve type: RF

	#	Name	Type	Std. Conc	RT	Area	IS Area	Response	Conc.	%Dev	Conc. Flag	CoD	CoD Flag	x=excluded
1	1	180129M1_2	Standard	12.500	4.71	3517.898	16505.902	2.664	12.6	0.9	NO		NO	bb
2	2	180129M1_3	Standard	12.500	4.71	3459.157	15565.723	2.778	13.1	5.2	NO		NO	bb
3	3	180129M1_4	Standard	12.500	4.72	3784.575	19996.930	2.366	11.2	-10.4	NO		NO	bb
4	4	180129M1_5	Standard	12.500	4.72	3254.866	14097.343	2.886	13.7	9.3	NO		NO	bb
5	5	180129M1_6	Standard	12.500	4.72	3021.466	13334.357	2.832	13.4	7.3	NO		NO	bb
6	6	180129M1_7	Standard	12.500	4.72	3408.994	17223.090	2.474	11.7	-6.3	NO		NO	bb
7	7	180129M1_8	Standard	12.500	4.72	3611.133	15834.193	2.851	13.5	7.9	NO		NO	bb
8	8	180129M1_9	Standard	12.500	4.72	3445.469	17379.852	2.478	11.7	-6.2	NO		NO	bb
9	9	180129M1_10	Standard	12.500	4.72	2459.048	12443.515	2.470	11.7	-6.5	NO		NO	bb
10	10	180129M1_11	Standard	12.500	4.72	2212.584	10599.033	2.609	12.4	-1.2	NO		NO	bb

Dataset: F:\Projects\PFAS.PRO\Results\180129M1\180129M1-CRV.qld

Last Altered: Tuesday, January 30, 2018 08:15:32 Pacific Standard Time
Printed: Tuesday, January 30, 2018 08:17:12 Pacific Standard Time

Compound name: 13C8-PFOS
Response Factor: 0.95661
RRF SD: 0.0890797, Relative SD: 9.31202
Response type: Internal Std (Ref 59), Area * (IS Conc. / IS Area)
Curve type: RF

	#	Name	Type	Std. Conc	RT	Area	IS Area	Response	Conc.	%Dev	Conc. Flag	CoD	CoD Flag	x=excluded
1	1	180129M1_2	Standard	12.500	4.73	3516.005	3579.467	12.278	12.8	2.7	NO		NO	bb
2	2	180129M1_3	Standard	12.500	4.73	3265.587	3594.856	11.355	11.9	-5.0	NO		NO	bb
3	3	180129M1_4	Standard	12.500	4.73	3902.681	3608.548	13.519	14.1	13.1	NO		NO	bb
4	4	180129M1_5	Standard	12.500	4.73	2979.732	3510.073	10.611	11.1	-11.3	NO		NO	bb
5	5	180129M1_6	Standard	12.500	4.73	3218.584	3372.552	11.929	12.5	-0.2	NO		NO	bb
6	6	180129M1_7	Standard	12.500	4.73	3040.877	3141.218	12.101	12.6	1.2	NO		NO	bb
7	7	180129M1_8	Standard	12.500	4.73	3458.132	3714.745	11.637	12.2	-2.7	NO		NO	bb
8	8	180129M1_9	Standard	12.500	4.73	3376.034	3231.531	13.059	13.7	9.2	NO		NO	bb
9	9	180129M1_10	Standard	12.500	4.73	2703.704	2582.491	13.087	13.7	9.4	NO		NO	bb
10	10	180129M1_11	Standard	12.500	4.73	2109.852	2637.216	10.000	10.5	-16.4	NO		NO	bb

Compound name: 13C2-PFDA
Response Factor: 0.9652
RRF SD: 0.1508, Relative SD: 15.6237
Response type: Internal Std (Ref 60), Area * (IS Conc. / IS Area)
Curve type: RF

	#	Name	Type	Std. Conc	RT	Area	IS Area	Response	Conc.	%Dev	Conc. Flag	CoD	CoD Flag	x=excluded
1	1	180129M1_2	Standard	12.500	5.01	16105.683	14108.813	14.269	14.8	18.3	NO		NO	bb
2	2	180129M1_3	Standard	12.500	5.01	13158.185	14204.891	11.579	12.0	-4.0	NO		NO	bb
3	3	180129M1_4	Standard	12.500	5.02	14238.734	13779.809	12.916	13.4	7.1	NO		NO	bb
4	4	180129M1_5	Standard	12.500	5.02	9614.189	13886.872	8.654	9.0	-28.3	NO		NO	bb
5	5	180129M1_6	Standard	12.500	5.02	11936.559	14203.885	10.505	10.9	-12.9	NO		NO	bb
6	6	180129M1_7	Standard	12.500	5.02	13762.231	11364.667	15.137	15.7	25.5	NO		NO	bb
7	7	180129M1_8	Standard	12.500	5.02	12815.966	13329.658	12.018	12.5	-0.4	NO		NO	bb
8	8	180129M1_9	Standard	12.500	5.03	12929.789	13672.135	11.821	12.2	-2.0	NO		NO	bb
9	9	180129M1_10	Standard	12.500	5.02	7891.714	9173.953	10.753	11.1	-10.9	NO		NO	bb
10	10	180129M1_11	Standard	12.500	5.02	9898.697	9519.906	12.997	13.5	7.7	NO		NO	bb

Dataset: F:\Projects\PFAS.PRO\Results\180129M1\180129M1-CRV.qld

Last Altered: Tuesday, January 30, 2018 08:15:32 Pacific Standard Time
Printed: Tuesday, January 30, 2018 08:17:12 Pacific Standard Time

Compound name: 13C2-8:2 FTS
Response Factor: 0.162036
RRF SD: 0.0196899, Relative SD: 12.1516
Response type: Internal Std (Ref 55), Area * (IS Conc. / IS Area)
Curve type: RF

	#	Name	Type	Std. Conc	RT	Area	IS Area	Response	Conc.	%Dev	Conc. Flag	CoD	CoD Flag	x=excluded
1	1	180129M1_2	Standard	12.500	4.99	2987.305	15953.218	2.341	14.4	15.6	NO		NO	bb
2	2	180129M1_3	Standard	12.500	4.99	2423.202	17677.000	1.714	10.6	-15.4	NO		NO	bb
3	3	180129M1_4	Standard	12.500	4.99	2513.315	17021.891	1.846	11.4	-8.9	NO		NO	bb
4	4	180129M1_5	Standard	12.500	4.99	2776.124	14941.700	2.322	14.3	14.7	NO		NO	bb
5	5	180129M1_6	Standard	12.500	4.99	2691.847	15656.476	2.149	13.3	6.1	NO		NO	bb
6	6	180129M1_7	Standard	12.500	4.99	2344.291	15277.811	1.918	11.8	-5.3	NO		NO	bb
7	7	180129M1_8	Standard	12.500	4.99	2145.375	15158.509	1.769	10.9	-12.7	NO		NO	bb
8	8	180129M1_9	Standard	12.500	4.99	2502.425	14582.996	2.145	13.2	5.9	NO		NO	bb
9	9	180129M1_10	Standard	12.500	4.99	4050.442	11643.223	4.348	26.8	114.7	NO		NO	bbX
10	10	180129M1_11	Standard	12.500	4.99	4991.393	10837.481	5.757	35.5	184.2	NO		NO	bbX

Compound name: d3-N-MeFOSAA
Response Factor: 0.39797
RRF SD: 0.037921, Relative SD: 9.52861
Response type: Internal Std (Ref 61), Area * (IS Conc. / IS Area)
Curve type: RF

	#	Name	Type	Std. Conc	RT	Area	IS Area	Response	Conc.	%Dev	Conc. Flag	CoD	CoD Flag	x=excluded
1	1	180129M1_2	Standard	12.500	5.17	6656.865	16505.902	5.041	12.7	1.3	NO		NO	bb
2	2	180129M1_3	Standard	12.500	5.16	6358.921	15565.723	5.107	12.8	2.7	NO		NO	bb
3	3	180129M1_4	Standard	12.500	5.17	6453.844	19996.930	4.034	10.1	-18.9	NO		NO	bb
4	4	180129M1_5	Standard	12.500	5.17	5615.988	14097.343	4.980	12.5	0.1	NO		NO	bb
5	5	180129M1_6	Standard	12.500	5.17	6181.375	13334.357	5.795	14.6	16.5	NO		NO	bb
6	6	180129M1_7	Standard	12.500	5.17	7120.108	17223.090	5.168	13.0	3.9	NO		NO	bb
7	7	180129M1_8	Standard	12.500	5.17	6780.247	15834.193	5.353	13.4	7.6	NO		NO	bb
8	8	180129M1_9	Standard	12.500	5.17	6223.375	17379.852	4.476	11.2	-10.0	NO		NO	bb
9	9	180129M1_10	Standard	12.500	5.17	4913.062	12443.515	4.935	12.4	-0.8	NO		NO	bb
10	10	180129M1_11	Standard	12.500	5.17	4119.576	10599.033	4.858	12.2	-2.3	NO		NO	bb

Vista Analytical Laboratory

Dataset: F:\Projects\PFAS.PRO\Results\180129M1\180129M1-CRV.qld

Last Altered: Tuesday, January 30, 2018 08:15:32 Pacific Standard Time
Printed: Tuesday, January 30, 2018 08:17:12 Pacific Standard Time

Compound name: d5-N-EtFOSAA
Response Factor: 0.434985
RRF SD: 0.067635, Relative SD: 15.5488
Response type: Internal Std (Ref 61), Area * (IS Conc. / IS Area)
Curve type: RF

	#	Name	Type	Std. Conc	RT	Area	IS Area	Response	Conc.	%Dev	Conc. Flag	CoD	CoD Flag	x=excluded
1	1	180129M1_2	Standard	12.500	5.32	6762.165	16505.902	5.121	11.8	-5.8	NO		NO	bb
2	2	180129M1_3	Standard	12.500	5.32	7314.510	15565.723	5.874	13.5	8.0	NO		NO	bb
3	3	180129M1_4	Standard	12.500	5.32	8245.564	19996.930	5.154	11.8	-5.2	NO		NO	bb
4	4	180129M1_5	Standard	12.500	5.33	6421.071	14097.343	5.694	13.1	4.7	NO		NO	bb
5	5	180129M1_6	Standard	12.500	5.32	7628.946	13334.357	7.152	16.4	31.5	NO		NO	bb
6	6	180129M1_7	Standard	12.500	5.32	8330.259	17223.090	6.046	13.9	11.2	NO		NO	bb
7	7	180129M1_8	Standard	12.500	5.33	5083.883	15834.193	4.013	9.2	-26.2	NO		NO	bb
8	8	180129M1_9	Standard	12.500	5.33	6532.670	17379.852	4.698	10.8	-13.6	NO		NO	bb
9	9	180129M1_10	Standard	12.500	5.32	5487.930	12443.515	5.513	12.7	1.4	NO		NO	bb
10	10	180129M1_11	Standard	12.500	5.32	4331.502	10599.033	5.108	11.7	-6.0	NO		NO	bb

Compound name: 13C2-PFUdA
Response Factor: 1.05658
RRF SD: 0.141544, Relative SD: 13.3965
Response type: Internal Std (Ref 61), Area * (IS Conc. / IS Area)
Curve type: RF

	#	Name	Type	Std. Conc	RT	Area	IS Area	Response	Conc.	%Dev	Conc. Flag	CoD	CoD Flag	x=excluded
1	1	180129M1_2	Standard	12.500	5.34	18519.861	16505.902	14.025	13.3	6.2	NO		NO	bb
2	2	180129M1_3	Standard	12.500	5.34	17193.967	15565.723	13.808	13.1	4.5	NO		NO	bb
3	3	180129M1_4	Standard	12.500	5.34	20349.033	19996.930	12.720	12.0	-3.7	NO		NO	bb
4	4	180129M1_5	Standard	12.500	5.34	18763.014	14097.343	16.637	15.7	26.0	NO		NO	bb
5	5	180129M1_6	Standard	12.500	5.34	15151.944	13334.357	14.204	13.4	7.5	NO		NO	bb
6	6	180129M1_7	Standard	12.500	5.34	15926.351	17223.090	11.559	10.9	-12.5	NO		NO	bb
7	7	180129M1_8	Standard	12.500	5.35	16743.742	15834.193	13.218	12.5	0.1	NO		NO	bb
8	8	180129M1_9	Standard	12.500	5.35	13867.792	17379.852	9.974	9.4	-24.5	NO		NO	bb
9	9	180129M1_10	Standard	12.500	5.34	12251.990	12443.515	12.308	11.6	-6.8	NO		NO	bb
10	10	180129M1_11	Standard	12.500	5.34	11548.829	10599.033	13.620	12.9	3.1	NO		NO	bb

Vista Analytical Laboratory

Dataset: F:\Projects\PFAS.PRO\Results\180129M1\180129M1-CRV.qld

Last Altered: Tuesday, January 30, 2018 08:15:32 Pacific Standard Time
Printed: Tuesday, January 30, 2018 08:17:12 Pacific Standard Time

Compound name: 13C2-PFDoA
Response Factor: 0.850857
RRF SD: 0.0967348, Relative SD: 11.3691
Response type: Internal Std (Ref 61), Area * (IS Conc. / IS Area)
Curve type: RF

	#	Name	Type	Std. Conc	RT	Area	IS Area	Response	Conc.	%Dev	Conc. Flag	CoD	CoD Flag	x=excluded
1	1	180129M1_2	Standard	12.500	5.62	14713.356	16505.902	11.142	13.1	4.8	NO		NO	bb
2	2	180129M1_3	Standard	12.500	5.62	14087.653	15565.723	11.313	13.3	6.4	NO		NO	bb
3	3	180129M1_4	Standard	12.500	5.62	14830.874	19996.930	9.271	10.9	-12.8	NO		NO	bb
4	4	180129M1_5	Standard	12.500	5.62	12130.298	14097.343	10.756	12.6	1.1	NO		NO	bb
5	5	180129M1_6	Standard	12.500	5.62	11690.137	13334.357	10.959	12.9	3.0	NO		NO	bb
6	6	180129M1_7	Standard	12.500	5.62	12621.681	17223.090	9.160	10.8	-13.9	NO		NO	bb
7	7	180129M1_8	Standard	12.500	5.62	14332.131	15834.193	11.314	13.3	6.4	NO		NO	bb
8	8	180129M1_9	Standard	12.500	5.62	13655.496	17379.852	9.821	11.5	-7.7	NO		NO	bb
9	9	180129M1_10	Standard	12.500	5.62	9499.075	12443.515	9.542	11.2	-10.3	NO		NO	bb
10	10	180129M1_11	Standard	12.500	5.62	11089.319	10599.033	13.078	15.4	23.0	NO		NO	bb

Compound name: d3-N-MeFOSA
Response Factor: 0.0975512
RRF SD: 0.0121282, Relative SD: 12.4327
Response type: Internal Std (Ref 61), Area * (IS Conc. / IS Area)
Curve type: RF

	#	Name	Type	Std. Conc	RT	Area	IS Area	Response	Conc.	%Dev	Conc. Flag	CoD	CoD Flag	x=excluded
1	1	180129M1_2	Standard	150.000	5.79	18809.475	16505.902	14.245	146.0	-2.7	NO		NO	bb
2	2	180129M1_3	Standard	150.000	5.79	18881.635	15565.723	15.163	155.4	3.6	NO		NO	bb
3	3	180129M1_4	Standard	150.000	5.79	19174.166	19996.930	11.986	122.9	-18.1	NO		NO	bb
4	4	180129M1_5	Standard	150.000	5.79	17550.148	14097.343	15.562	159.5	6.3	NO		NO	bb
5	5	180129M1_6	Standard	150.000	5.79	17493.434	13334.357	16.399	168.1	12.1	NO		NO	bb
6	6	180129M1_7	Standard	150.000	5.79	18648.807	17223.090	13.535	138.7	-7.5	NO		NO	bb
7	7	180129M1_8	Standard	150.000	5.79	18180.207	15834.193	14.352	147.1	-1.9	NO		NO	bb
8	8	180129M1_9	Standard	150.000	5.80	17096.455	17379.852	12.296	126.0	-16.0	NO		NO	bb
9	9	180129M1_10	Standard	150.000	5.79	14683.942	12443.515	14.751	151.2	0.8	NO		NO	bb
10	10	180129M1_11	Standard	150.000	5.79	15296.366	10599.033	18.040	184.9	23.3	NO		NO	bb

Vista Analytical Laboratory

Dataset: F:\Projects\PFAS.PRO\Results\180129M1\180129M1-CRV.qld

Last Altered: Tuesday, January 30, 2018 08:15:32 Pacific Standard Time
Printed: Tuesday, January 30, 2018 08:17:12 Pacific Standard Time

Compound name: 13C2-PFTeDA
Response Factor: 0.402977
RRF SD: 0.0719784, Relative SD: 17.8617
Response type: Internal Std (Ref 61), Area * (IS Conc. / IS Area)
Curve type: RF

	# Name	Type	Std. Conc	RT	Area	IS Area	Response	Conc.	%Dev	Conc. Flag	CoD	CoD Flag	x=excluded
1	1 180129M1_2	Standard	12.500	6.08	6371.518	16505.902	4.825	12.0	-4.2	NO		NO	bb
2	2 180129M1_3	Standard	12.500	6.08	6051.296	15565.723	4.859	12.1	-3.5	NO		NO	bb
3	3 180129M1_4	Standard	12.500	6.09	6474.006	19996.930	4.047	10.0	-19.7	NO		NO	bb
4	4 180129M1_5	Standard	12.500	6.09	6070.834	14097.343	5.383	13.4	6.9	NO		NO	bb
5	5 180129M1_6	Standard	12.500	6.08	7228.926	13334.357	6.777	16.8	34.5	NO		NO	bb
6	6 180129M1_7	Standard	12.500	6.09	5971.966	17223.090	4.334	10.8	-14.0	NO		NO	bb
7	7 180129M1_8	Standard	12.500	6.09	5459.991	15834.193	4.310	10.7	-14.4	NO		NO	bb
8	8 180129M1_9	Standard	12.500	6.09	6539.699	17379.852	4.704	11.7	-6.6	NO		NO	bb
9	9 180129M1_10	Standard	12.500	6.09	4711.643	12443.515	4.733	11.7	-6.0	NO		NO	bb
10	10 180129M1_11	Standard	12.500	6.09	5426.606	10599.033	6.400	15.9	27.1	NO		NO	bb

Compound name: d5-N-ETFOSA
Response Factor: 0.148582
RRF SD: 0.0142731, Relative SD: 9.6062
Response type: Internal Std (Ref 61), Area * (IS Conc. / IS Area)
Curve type: RF

	# Name	Type	Std. Conc	RT	Area	IS Area	Response	Conc.	%Dev	Conc. Flag	CoD	CoD Flag	x=excluded
1	1 180129M1_2	Standard	150.000	6.17	29864.836	16505.902	22.617	152.2	1.5	NO		NO	bb
2	2 180129M1_3	Standard	150.000	6.17	29491.363	15565.723	23.683	159.4	6.3	NO		NO	bb
3	3 180129M1_4	Standard	150.000	6.17	31315.664	19996.930	19.575	131.7	-12.2	NO		NO	bb
4	4 180129M1_5	Standard	150.000	6.17	27269.930	14097.343	24.180	162.7	8.5	NO		NO	bb
5	5 180129M1_6	Standard	150.000	6.17	27338.445	13334.357	25.628	172.5	15.0	NO		NO	bb
6	6 180129M1_7	Standard	150.000	6.17	29188.537	17223.090	21.184	142.6	-4.9	NO		NO	bb
7	7 180129M1_8	Standard	150.000	6.18	27126.217	15834.193	21.414	144.1	-3.9	NO		NO	bb
8	8 180129M1_9	Standard	150.000	6.17	26347.309	17379.852	18.950	127.5	-15.0	NO		NO	bb
9	9 180129M1_10	Standard	150.000	6.17	21417.715	12443.515	21.515	144.8	-3.5	NO		NO	bb
10	10 180129M1_11	Standard	150.000	6.17	20457.889	10599.033	24.127	162.4	8.3	NO		NO	bb

Vista Analytical Laboratory

Dataset: F:\Projects\PFAS.PRO\Results\180129M1\180129M1-CRV.qld

Last Altered: Tuesday, January 30, 2018 08:15:32 Pacific Standard Time
Printed: Tuesday, January 30, 2018 08:17:12 Pacific Standard Time

Compound name: 13C2-PFHxDA
Response Factor: 0.74509
RRF SD: 0.102263, Relative SD: 13.7249
Response type: Internal Std (Ref 61), Area * (IS Conc. / IS Area)
Curve type: RF

	#	Name	Type	Std. Conc	RT	Area	IS Area	Response	Conc.	%Dev	Conc. Flag	CoD	CoD Flag	x=excluded
1	1	180129M1_2	Standard	5.000	6.42	4902.657	16505.902	3.713	5.0	-0.3	NO		NO	bb
2	2	180129M1_3	Standard	5.000	6.41	4503.765	15565.723	3.617	4.9	-2.9	NO		NO	bb
3	3	180129M1_4	Standard	5.000	6.42	5061.113	19996.930	3.164	4.2	-15.1	NO		NO	bb
4	4	180129M1_5	Standard	5.000	6.42	5181.930	14097.343	4.595	6.2	23.3	NO		NO	bb
5	5	180129M1_6	Standard	5.000	6.42	4312.444	13334.357	4.043	5.4	8.5	NO		NO	bb
6	6	180129M1_7	Standard	5.000	6.42	4160.891	17223.090	3.020	4.1	-18.9	NO		NO	bb
7	7	180129M1_8	Standard	5.000	6.42	4508.277	15834.193	3.559	4.8	-4.5	NO		NO	bb
8	8	180129M1_9	Standard	5.000	6.42	4684.598	17379.852	3.369	4.5	-9.6	NO		NO	bb
9	9	180129M1_10	Standard	5.000	6.42	3714.708	12443.515	3.732	5.0	0.2	NO		NO	bb
10	10	180129M1_11	Standard	5.000	6.42	3768.345	10599.033	4.444	6.0	19.3	NO		NO	bb

Compound name: d7-N-MeFOSE
Response Factor: 0.117865
RRF SD: 0.0167604, Relative SD: 14.22
Response type: Internal Std (Ref 61), Area * (IS Conc. / IS Area)
Curve type: RF

	#	Name	Type	Std. Conc	RT	Area	IS Area	Response	Conc.	%Dev	Conc. Flag	CoD	CoD Flag	x=excluded
1	1	180129M1_2	Standard	150.000	6.29	23673.896	16505.902	17.928	152.1	1.4	NO		NO	bd
2	2	180129M1_3	Standard	150.000	6.28	19779.756	15565.723	15.884	134.8	-10.2	NO		NO	bd
3	3	180129M1_4	Standard	150.000	6.29	21598.203	19996.930	13.501	114.5	-23.6	NO		NO	bb
4	4	180129M1_5	Standard	150.000	6.29	21378.662	14097.343	18.956	160.8	7.2	NO		NO	bd
5	5	180129M1_6	Standard	150.000	6.29	21699.844	13334.357	20.342	172.6	15.1	NO		NO	bb
6	6	180129M1_7	Standard	150.000	6.29	23900.467	17223.090	17.346	147.2	-1.9	NO		NO	bb
7	7	180129M1_8	Standard	150.000	6.29	20350.643	15834.193	16.065	136.3	-9.1	NO		NO	bb
8	8	180129M1_9	Standard	150.000	6.29	23265.764	17379.852	16.733	142.0	-5.4	NO		NO	bd
9	9	180129M1_10	Standard	150.000	6.28	17406.744	12443.515	17.486	148.4	-1.1	NO		NO	bd
10	10	180129M1_11	Standard	150.000	6.29	19124.865	10599.033	22.555	191.4	27.6	NO		NO	bb

Dataset: F:\Projects\PFAS.PRO\Results\180129M1\180129M1-CRV.qld

Last Altered: Tuesday, January 30, 2018 08:15:32 Pacific Standard Time
Printed: Tuesday, January 30, 2018 08:17:12 Pacific Standard Time

Compound name: d9-N-EtFOSE
Response Factor: 0.114548
RRF SD: 0.0140823, Relative SD: 12.2938
Response type: Internal Std (Ref 61), Area * (IS Conc. / IS Area)
Curve type: RF

	#	Name	Type	Std. Conc	RT	Area	IS Area	Response	Conc.	%Dev	Conc. Flag	CoD	CoD Flag	x=excluded
1	1	180129M1_2	Standard	150.000	6.44	21929.123	16505.902	16.607	145.0	-3.3	NO		NO	bb
2	2	180129M1_3	Standard	150.000	6.43	19016.125	15565.723	15.271	133.3	-11.1	NO		NO	bd
3	3	180129M1_4	Standard	150.000	6.44	26382.424	19996.930	16.492	144.0	-4.0	NO		NO	bb
4	4	180129M1_5	Standard	150.000	6.44	18545.430	14097.343	16.444	143.6	-4.3	NO		NO	bb
5	5	180129M1_6	Standard	150.000	6.44	21914.684	13334.357	20.543	179.3	19.6	NO		NO	bd
6	6	180129M1_7	Standard	150.000	6.44	24582.926	17223.090	17.842	155.8	3.8	NO		NO	bb
7	7	180129M1_8	Standard	150.000	6.44	18720.746	15834.193	14.779	129.0	-14.0	NO		NO	bb
8	8	180129M1_9	Standard	150.000	6.44	21718.760	17379.852	15.621	136.4	-9.1	NO		NO	bb
9	9	180129M1_10	Standard	150.000	6.44	17065.604	12443.515	17.143	149.7	-0.2	NO		NO	bb
10	10	180129M1_11	Standard	150.000	6.44	17875.316	10599.033	21.081	184.0	22.7	NO		NO	bb

Compound name: 13C4-PFBA
Response Factor: 1
RRF SD: 0, Relative SD: 0
Response type: Internal Std (Ref 54), Area * (IS Conc. / IS Area)
Curve type: RF

	#	Name	Type	Std. Conc	RT	Area	IS Area	Response	Conc.	%Dev	Conc. Flag	CoD	CoD Flag	x=excluded
1	1	180129M1_2	Standard	12.500	1.35	13039.689	13039.689	12.500	12.5	0.0	NO		NO	bb
2	2	180129M1_3	Standard	12.500	1.36	13293.856	13293.856	12.500	12.5	0.0	NO		NO	bb
3	3	180129M1_4	Standard	12.500	1.36	13932.239	13932.239	12.500	12.5	0.0	NO		NO	MM
4	4	180129M1_5	Standard	12.500	1.36	12277.075	12277.075	12.500	12.5	0.0	NO		NO	bb
5	5	180129M1_6	Standard	12.500	1.36	12540.224	12540.224	12.500	12.5	0.0	NO		NO	bb
6	6	180129M1_7	Standard	12.500	1.36	13330.994	13330.994	12.500	12.5	0.0	NO		NO	bb
7	7	180129M1_8	Standard	12.500	1.36	12531.915	12531.915	12.500	12.5	0.0	NO		NO	bb
8	8	180129M1_9	Standard	12.500	1.36	12489.366	12489.366	12.500	12.5	0.0	NO		NO	bb
9	9	180129M1_10	Standard	12.500	1.37	10144.806	10144.806	12.500	12.5	0.0	NO		NO	bb
10	10	180129M1_11	Standard	12.500	1.37	10062.537	10062.537	12.500	12.5	0.0	NO		NO	MM

Dataset: F:\Projects\PFAS.PRO\Results\180129M1\180129M1-CRV.qld

Last Altered: Tuesday, January 30, 2018 08:15:32 Pacific Standard Time
Printed: Tuesday, January 30, 2018 08:17:12 Pacific Standard Time

Compound name: 13C5-PFHxA
Response Factor: 1
RRF SD: 0, Relative SD: 0
Response type: Internal Std (Ref 55), Area * (IS Conc. / IS Area)
Curve type: RF

	#	Name	Type	Std. Conc	RT	Area	IS Area	Response	Conc.	%Dev	Conc. Flag	CoD	CoD Flag	x=excluded
1	1	180129M1_2	Standard	12.500	3.08	15953.218	15953.218	12.500	12.5	0.0	NO		NO	bb
2	2	180129M1_3	Standard	12.500	3.08	17677.000	17677.000	12.500	12.5	0.0	NO		NO	bb
3	3	180129M1_4	Standard	12.500	3.08	17021.891	17021.891	12.500	12.5	0.0	NO		NO	bb
4	4	180129M1_5	Standard	12.500	3.09	14941.700	14941.700	12.500	12.5	0.0	NO		NO	bb
5	5	180129M1_6	Standard	12.500	3.08	15656.476	15656.476	12.500	12.5	0.0	NO		NO	bb
6	6	180129M1_7	Standard	12.500	3.08	15277.811	15277.811	12.500	12.5	0.0	NO		NO	bb
7	7	180129M1_8	Standard	12.500	3.09	15158.509	15158.509	12.500	12.5	0.0	NO		NO	bb
8	8	180129M1_9	Standard	12.500	3.09	14582.996	14582.996	12.500	12.5	0.0	NO		NO	bb
9	9	180129M1_10	Standard	12.500	3.09	11643.223	11643.223	12.500	12.5	0.0	NO		NO	bb
10	10	180129M1_11	Standard	12.500	3.09	10837.481	10837.481	12.500	12.5	0.0	NO		NO	bb

Compound name: 13C3-PFHxS
Response Factor: 1
RRF SD: 0, Relative SD: 0
Response type: Internal Std (Ref 56), Area * (IS Conc. / IS Area)
Curve type: RF

	#	Name	Type	Std. Conc	RT	Area	IS Area	Response	Conc.	%Dev	Conc. Flag	CoD	CoD Flag	x=excluded
1	1	180129M1_2	Standard	12.500	3.84	4109.332	4109.332	12.500	12.5	0.0	NO		NO	bb
2	2	180129M1_3	Standard	12.500	3.85	3629.852	3629.852	12.500	12.5	0.0	NO		NO	bb
3	3	180129M1_4	Standard	12.500	3.85	4088.442	4088.442	12.500	12.5	0.0	NO		NO	bb
4	4	180129M1_5	Standard	12.500	3.85	3221.908	3221.908	12.500	12.5	0.0	NO		NO	bb
5	5	180129M1_6	Standard	12.500	3.85	3339.981	3339.981	12.500	12.5	0.0	NO		NO	bb
6	6	180129M1_7	Standard	12.500	3.85	3574.382	3574.382	12.500	12.5	0.0	NO		NO	bb
7	7	180129M1_8	Standard	12.500	3.85	3207.121	3207.121	12.500	12.5	0.0	NO		NO	bb
8	8	180129M1_9	Standard	12.500	3.85	3472.295	3472.295	12.500	12.5	0.0	NO		NO	bb
9	9	180129M1_10	Standard	12.500	3.85	2742.486	2742.486	12.500	12.5	0.0	NO		NO	bb
10	10	180129M1_11	Standard	12.500	3.85	2660.494	2660.494	12.500	12.5	0.0	NO		NO	bb

Dataset: F:\Projects\PFAS.PRO\Results\180129M1\180129M1-CRV.qld

Last Altered: Tuesday, January 30, 2018 08:15:32 Pacific Standard Time
Printed: Tuesday, January 30, 2018 08:17:12 Pacific Standard Time

Compound name: 13C8-PFOA
Response Factor: 1
RRF SD: 0, Relative SD: 0
Response type: Internal Std (Ref 57), Area * (IS Conc. / IS Area)
Curve type: RF

	#	Name	Type	Std. Conc	RT	Area	IS Area	Response	Conc.	%Dev	Conc. Flag	CoD	CoD Flag	x=excluded
1	1	180129M1_2	Standard	12.500	4.21	15121.157	15121.157	12.500	12.5	0.0	NO		NO	bb
2	2	180129M1_3	Standard	12.500	4.21	16045.155	16045.155	12.500	12.5	0.0	NO		NO	bb
3	3	180129M1_4	Standard	12.500	4.22	13291.130	13291.130	12.500	12.5	0.0	NO		NO	bb
4	4	180129M1_5	Standard	12.500	4.22	14878.394	14878.394	12.500	12.5	0.0	NO		NO	bb
5	5	180129M1_6	Standard	12.500	4.22	12419.306	12419.306	12.500	12.5	0.0	NO		NO	bb
6	6	180129M1_7	Standard	12.500	4.22	16236.504	16236.504	12.500	12.5	0.0	NO		NO	bb
7	7	180129M1_8	Standard	12.500	4.22	14705.967	14705.967	12.500	12.5	0.0	NO		NO	bb
8	8	180129M1_9	Standard	12.500	4.22	15623.217	15623.217	12.500	12.5	0.0	NO		NO	bb
9	9	180129M1_10	Standard	12.500	4.22	9610.873	9610.873	12.500	12.5	0.0	NO		NO	bb
10	10	180129M1_11	Standard	12.500	4.22	10990.752	10990.752	12.500	12.5	0.0	NO		NO	bb

Compound name: 13C9-PFNA
Response Factor: 1
RRF SD: 0, Relative SD: 0
Response type: Internal Std (Ref 58), Area * (IS Conc. / IS Area)
Curve type: RF

	#	Name	Type	Std. Conc	RT	Area	IS Area	Response	Conc.	%Dev	Conc. Flag	CoD	CoD Flag	x=excluded
1	1	180129M1_2	Standard	12.500	4.65	12578.712	12578.712	12.500	12.5	0.0	NO		NO	bb
2	2	180129M1_3	Standard	12.500	4.64	12511.753	12511.753	12.500	12.5	0.0	NO		NO	bb
3	3	180129M1_4	Standard	12.500	4.65	14877.567	14877.567	12.500	12.5	0.0	NO		NO	bb
4	4	180129M1_5	Standard	12.500	4.65	12204.167	12204.167	12.500	12.5	0.0	NO		NO	bb
5	5	180129M1_6	Standard	12.500	4.65	14934.021	14934.021	12.500	12.5	0.0	NO		NO	bb
6	6	180129M1_7	Standard	12.500	4.65	14368.460	14368.460	12.500	12.5	0.0	NO		NO	bb
7	7	180129M1_8	Standard	12.500	4.65	13522.400	13522.400	12.500	12.5	0.0	NO		NO	bb
8	8	180129M1_9	Standard	12.500	4.65	14278.523	14278.523	12.500	12.5	0.0	NO		NO	bb
9	9	180129M1_10	Standard	12.500	4.65	10861.888	10861.888	12.500	12.5	0.0	NO		NO	bb
10	10	180129M1_11	Standard	12.500	4.65	11287.084	11287.084	12.500	12.5	0.0	NO		NO	bb

Dataset: F:\Projects\PFAS.PRO\Results\180129M1\180129M1-CRV.qld

Last Altered: Tuesday, January 30, 2018 08:15:32 Pacific Standard Time
Printed: Tuesday, January 30, 2018 08:17:12 Pacific Standard Time

Compound name: 13C4-PFOS
Response Factor: 1
RRF SD: 0, Relative SD: 0
Response type: Internal Std (Ref 59), Area * (IS Conc. / IS Area)
Curve type: RF

	#	Name	Type	Std. Conc	RT	Area	IS Area	Response	Conc.	%Dev	Conc. Flag	CoD	CoD Flag	x=excluded
1	1	180129M1_2	Standard	12.500	4.73	3579.467	3579.467	12.500	12.5	0.0	NO		NO	bb
2	2	180129M1_3	Standard	12.500	4.73	3594.856	3594.856	12.500	12.5	0.0	NO		NO	bb
3	3	180129M1_4	Standard	12.500	4.73	3608.548	3608.548	12.500	12.5	0.0	NO		NO	bb
4	4	180129M1_5	Standard	12.500	4.73	3510.073	3510.073	12.500	12.5	0.0	NO		NO	bb
5	5	180129M1_6	Standard	12.500	4.73	3372.552	3372.552	12.500	12.5	0.0	NO		NO	bb
6	6	180129M1_7	Standard	12.500	4.73	3141.218	3141.218	12.500	12.5	0.0	NO		NO	bb
7	7	180129M1_8	Standard	12.500	4.74	3714.745	3714.745	12.500	12.5	0.0	NO		NO	bb
8	8	180129M1_9	Standard	12.500	4.74	3231.531	3231.531	12.500	12.5	0.0	NO		NO	bb
9	9	180129M1_10	Standard	12.500	4.74	2582.491	2582.491	12.500	12.5	0.0	NO		NO	bb
10	10	180129M1_11	Standard	12.500	4.74	2637.216	2637.216	12.500	12.5	0.0	NO		NO	bb

Compound name: 13C6-PFDA
Response Factor: 1
RRF SD: 0, Relative SD: 0
Response type: Internal Std (Ref 60), Area * (IS Conc. / IS Area)
Curve type: RF

	#	Name	Type	Std. Conc	RT	Area	IS Area	Response	Conc.	%Dev	Conc. Flag	CoD	CoD Flag	x=excluded
1	1	180129M1_2	Standard	12.500	5.01	14108.813	14108.813	12.500	12.5	0.0	NO		NO	bb
2	2	180129M1_3	Standard	12.500	5.01	14204.891	14204.891	12.500	12.5	0.0	NO		NO	bb
3	3	180129M1_4	Standard	12.500	5.02	13779.809	13779.809	12.500	12.5	0.0	NO		NO	bb
4	4	180129M1_5	Standard	12.500	5.02	13886.872	13886.872	12.500	12.5	0.0	NO		NO	bb
5	5	180129M1_6	Standard	12.500	5.02	14203.885	14203.885	12.500	12.5	0.0	NO		NO	bb
6	6	180129M1_7	Standard	12.500	5.02	11364.667	11364.667	12.500	12.5	0.0	NO		NO	bb
7	7	180129M1_8	Standard	12.500	5.02	13329.658	13329.658	12.500	12.5	0.0	NO		NO	bb
8	8	180129M1_9	Standard	12.500	5.02	13672.135	13672.135	12.500	12.5	0.0	NO		NO	bb
9	9	180129M1_10	Standard	12.500	5.02	9173.953	9173.953	12.500	12.5	0.0	NO		NO	bb
10	10	180129M1_11	Standard	12.500	5.02	9519.906	9519.906	12.500	12.5	0.0	NO		NO	bb

Vista Analytical Laboratory

Dataset: F:\Projects\PFAS.PRO\Results\180129M1\180129M1-CRV.qld

Last Altered: Tuesday, January 30, 2018 08:15:32 Pacific Standard Time
Printed: Tuesday, January 30, 2018 08:17:12 Pacific Standard Time

Compound name: 13C7-PFUdA
Response Factor: 1
RRF SD: 0, Relative SD: 0
Response type: Internal Std (Ref 61), Area * (IS Conc. / IS Area)
Curve type: RF

	#	Name	Type	Std. Conc	RT	Area	IS Area	Response	Conc.	%Dev	Conc. Flag	CoD	CoD Flag	x=excluded
1	1	180129M1_2	Standard	12.500	5.34	16505.902	16505.902	12.500	12.5	0.0	NO		NO	bb
2	2	180129M1_3	Standard	12.500	5.34	15565.723	15565.723	12.500	12.5	0.0	NO		NO	bb
3	3	180129M1_4	Standard	12.500	5.34	19996.930	19996.930	12.500	12.5	0.0	NO		NO	bb
4	4	180129M1_5	Standard	12.500	5.34	14097.343	14097.343	12.500	12.5	0.0	NO		NO	bb
5	5	180129M1_6	Standard	12.500	5.34	13334.357	13334.357	12.500	12.5	0.0	NO		NO	bb
6	6	180129M1_7	Standard	12.500	5.34	17223.090	17223.090	12.500	12.5	0.0	NO		NO	bb
7	7	180129M1_8	Standard	12.500	5.34	15834.193	15834.193	12.500	12.5	0.0	NO		NO	bb
8	8	180129M1_9	Standard	12.500	5.34	17379.852	17379.852	12.500	12.5	0.0	NO		NO	bb
9	9	180129M1_10	Standard	12.500	5.34	12443.515	12443.515	12.500	12.5	0.0	NO		NO	bb
10	10	180129M1_11	Standard	12.500	5.34	10599.033	10599.033	12.500	12.5	0.0	NO		NO	bb

Vista Analytical Laboratory

Dataset: F:\Projects\PFAS.PRO\Results\180129M1\180129M1-CRV.qld

Last Altered: Tuesday, January 30, 2018 08:15:32 Pacific Standard Time
Printed: Tuesday, January 30, 2018 08:17:12 Pacific Standard Time

Method: F:\Projects\PFAS.PRO\MethDB\PFAS_FULL_80C_012518.mdb 26 Jan 2018 09:01:53
Calibration: F:\Projects\PFAS.PRO\CurveDB\C18_VAL-PFAS_Q4_01-29-18-FULL.cdb 30 Jan 2018 08:15:32

Name: 180129M1_2, Date: 29-Jan-2018, Time: 10:27:35, ID: ST180129M1-1 PFC CS-2 18A1904, Description: PFC CS-2 18A1904

	#	Name	CoD	CoD Flag	%RSD
1	1	PFBA	0.9986	NO	
2	2	PFPeA	0.9982	NO	
3	3	PFBS	0.9995	NO	
4	4	PFHxA	0.9990	NO	
5	5	PFHpA	0.9981	NO	
6	6	L-PFHxS	0.9968	NO	
7	8	6:2 FTS	0.9918	NO	
8	9	L-PFOA	0.9982	NO	
9	11	PFHpS	0.9978	NO	
10	12	PFNA	0.9998	NO	
11	13	PFOSA	0.9994	NO	
12	14	L-PFOS	0.9931	NO	
13	16	PFDA	0.9987	NO	
14	17	8:2 FTS	0.9929	NO	
15	18	N-MeFOSAA	0.9989	NO	
16	19	N-EtFOSAA	0.9938	NO	
17	20	PFUdA	0.9943	NO	
18	21	PFDS	0.9953	NO	
19	22	PFDoA	0.9965	NO	
20	23	N-MeFOSA	0.9996	NO	
21	24	PFTrDA	0.9943	NO	
22	25	PFTeDA	0.9997	NO	
23	26	N-EtFOSA	0.9997	NO	
24	27	PFHxDA	0.9986	NO	
25	28	PFODA	0.9989	NO	
26	29	N-MeFOSE	0.9934	NO	
27	30	N-EtFOSE	0.9966	NO	
28	31	13C3-PFBA		NO	3.464
29	32	13C3-PFPeA		NO	5.918
30	33	13C3-PFBS		NO	6.514
31	34	13C2-PFHxA		NO	6.701

Dataset: F:\Projects\PFAS.PRO\Results\180129M1\180129M1-CRV.qld

Last Altered: Tuesday, January 30, 2018 08:15:32 Pacific Standard Time
Printed: Tuesday, January 30, 2018 08:17:12 Pacific Standard Time

Name: 180129M1_2, Date: 29-Jan-2018, Time: 10:27:35, ID: ST180129M1-1 PFC CS-2 18A1904, Description: PFC CS-2 18A1904

	#	Name	CoD	CoD Flag	%RSD
32	35	13C4-PFHpA		NO	6.956
33	36	18O2-PFHxS		NO	5.198
34	37	13C2-6:2 FTS		NO	13.772
35	38	13C2-PFOA		NO	11.371
36	39	13C5-PFNA		NO	8.449
37	40	13C8-PFOSA		NO	7.143
38	41	13C8-PFOS		NO	9.312
39	42	13C2-PFDA		NO	15.624
40	43	13C2-8:2 FTS		NO	12.152
41	44	d3-N-MeFOSAA		NO	9.529
42	45	d5-N-EtFOSAA		NO	15.549
43	46	13C2-PFUdA		NO	13.396
44	47	13C2-PFDoA		NO	11.369
45	48	d3-N-MeFOSA		NO	12.433
46	49	13C2-PFTeDA		NO	17.862
47	50	d5-N-ETFOSA		NO	9.606
48	51	13C2-PFHxDA		NO	13.725
49	52	d7-N-MeFOSE		NO	14.220
50	53	d9-N-EtFOSE		NO	12.294
51	54	13C4-PFBA		NO	0.000
52	55	13C5-PFHxA		NO	0.000
53	56	13C3-PFHxS		NO	0.000
54	57	13C8-PFOA		NO	0.000
55	58	13C9-PFNA		NO	0.000
56	59	13C4-PFOS		NO	0.000
57	60	13C6-PFDA		NO	0.000
58	61	13C7-PFUdA		NO	0.000

Vista Analytical Laboratory

Dataset: Untitled

Last Altered: Tuesday, January 30, 2018 08:17:32 Pacific Standard Time
Printed: Tuesday, January 30, 2018 08:35:23 Pacific Standard Time

Method: F:\Projects\PFAS.PRO\MethDB\PFAS_FULL_80C_012518.mdb 26 Jan 2018 09:01:53
Calibration: F:\Projects\PFAS.PRO\CurveDB\C18_VAL-PFAS_Q4_01-29-18-FULL.cdb 30 Jan 2018 08:15:32

Compound name: PFBA

	Name	ID	Acq.Date	Acq.Time
1	180129M1_1	IPA	29-Jan-18	10:16:04
2	180129M1_2	ST180129M1-1 PFC CS-2 18A1904	29-Jan-18	10:27:35
3	180129M1_3	ST180129M1-2 PFC CS-1 18A1905	29-Jan-18	10:39:02
4	180129M1_4	ST180129M1-3 PFC CS0 18A1906	29-Jan-18	10:50:31
5	180129M1_5	ST180129M1-4 PFC CS1 18A1907	29-Jan-18	11:02:00
6	180129M1_6	ST180129M1-5 PFC CS2 18A1908	29-Jan-18	11:13:30
7	180129M1_7	ST180129M1-6 PFC CS3 18A1909	29-Jan-18	11:24:59
8	180129M1_8	ST180129M1-7 PFC CS4 18A1910	29-Jan-18	11:36:29
9	180129M1_9	ST180129M1-8 PFC CS5 18A1911	29-Jan-18	11:47:59
10	180129M1_10	ST180129M1-9 PFC CS6 18A2403	29-Jan-18	11:59:26
11	180129M1_11	ST180129M1-10 PFC CS7 18A2404	29-Jan-18	12:10:56
12	180129M1_12	IPA	29-Jan-18	12:22:23
13	180129M1_13	ICV180129M1-1 PFC ICV 18A1903	29-Jan-18	12:33:53
14	180129M1_14	IPA	29-Jan-18	12:45:23

Vista Analytical Laboratory Q1

Dataset: F:\Projects\PFAS.PRO\Results\180129M1\180129M1-CRV.qld

Last Altered: Tuesday, January 30, 2018 08:15:32 Pacific Standard Time
Printed: Tuesday, January 30, 2018 08:16:23 Pacific Standard Time

Method: F:\Projects\PFAS.PRO\MethDB\PFAS_FULL_80C_012518.mdb 26 Jan 2018 09:01:53
Calibration: F:\Projects\PFAS.PRO\CurveDB\C18_VAL-PFAS_Q4_01-29-18-FULL.cdb 30 Jan 2018 08:15:32

Compound name: PFBA
Correlation coefficient: r = 0.999310, r^2 = 0.998620
Calibration curve: 1.19182 * x + -0.064043
Response type: Internal Std (Ref 31), Area * (IS Conc. / IS Area)
Curve type: Linear, Origin: Include, Weighting: 1/x, Axis trans: None

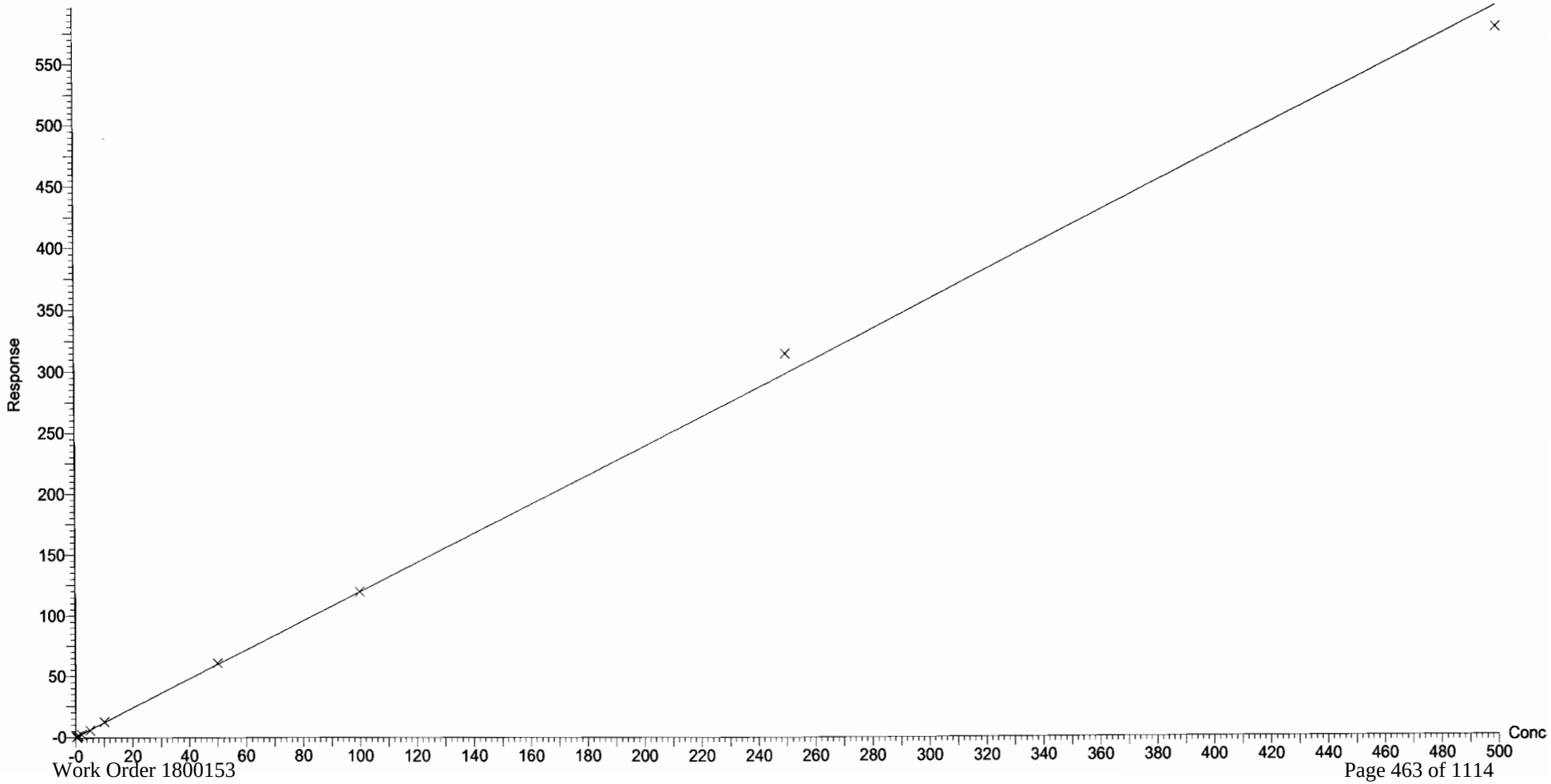

Dataset: F:\Projects\PFAS.PRO\Results\180129M1\180129M1-CRV.qld

Last Altered: Tuesday, January 30, 2018 08:15:32 Pacific Standard Time
Printed: Tuesday, January 30, 2018 08:16:23 Pacific Standard Time

Compound name: PFPeA
Correlation coefficient: r = 0.999115, r^2 = 0.998230
Calibration curve: 0.971385 * x + 0.0766429
Response type: Internal Std (Ref 32), Area * (IS Conc. / IS Area)
Curve type: Linear, Origin: Exclude, Weighting: 1/x, Axis trans: None

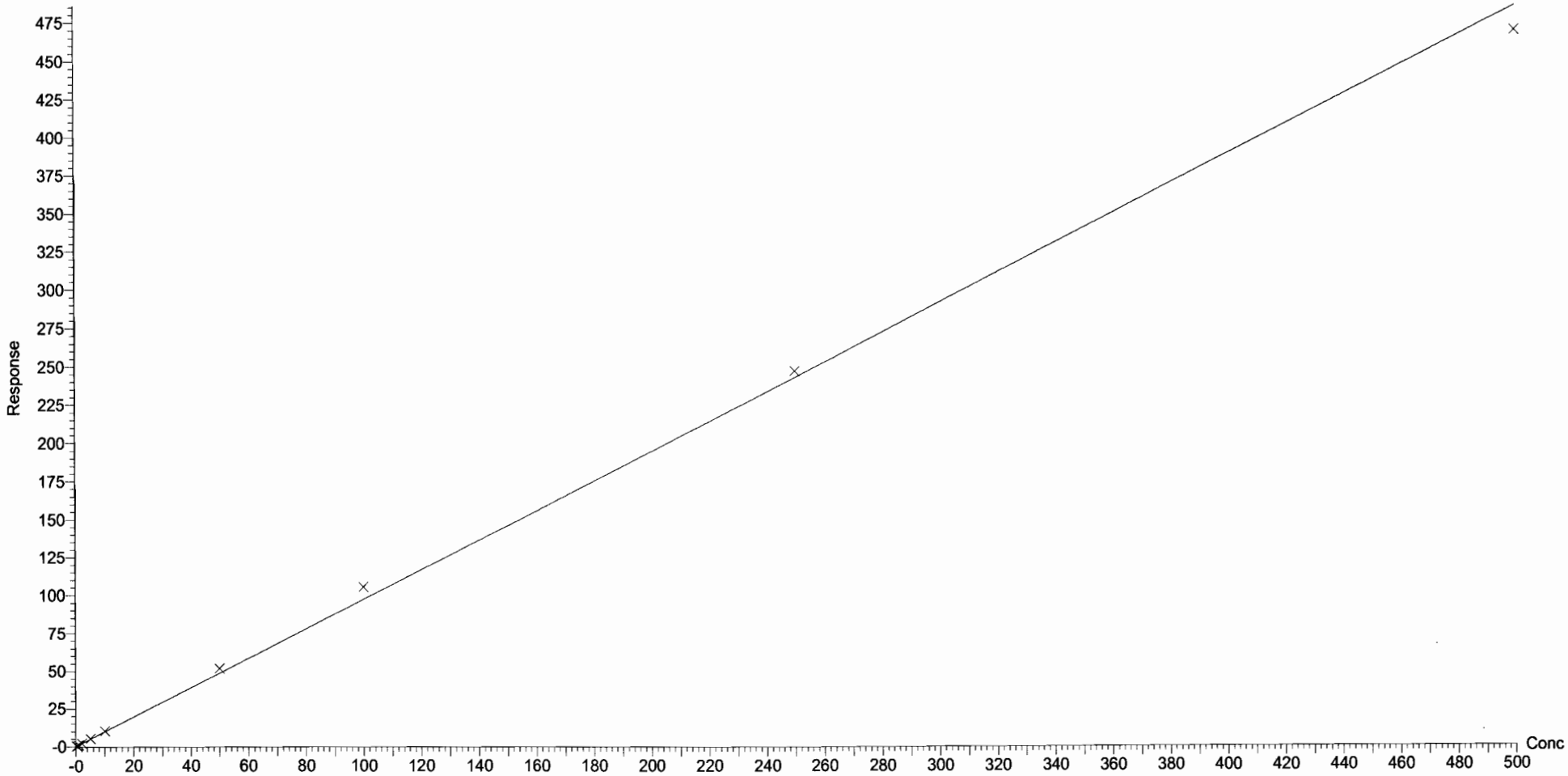

Dataset: F:\Projects\PFAS.PRO\Results\180129M1\180129M1-CRV.qld

Last Altered: Tuesday, January 30, 2018 08:15:32 Pacific Standard Time
Printed: Tuesday, January 30, 2018 08:16:23 Pacific Standard Time

Compound name: PFBS
Coefficient of Determination: R^2 = 0.999457
Calibration curve: -0.000360578 * x^2 + 1.84707 * x + 0.0547607
Response type: Internal Std (Ref 33), Area * (IS Conc. / IS Area)
Curve type: 2nd Order, Origin: Exclude, Weighting: 1/x, Axis trans: None

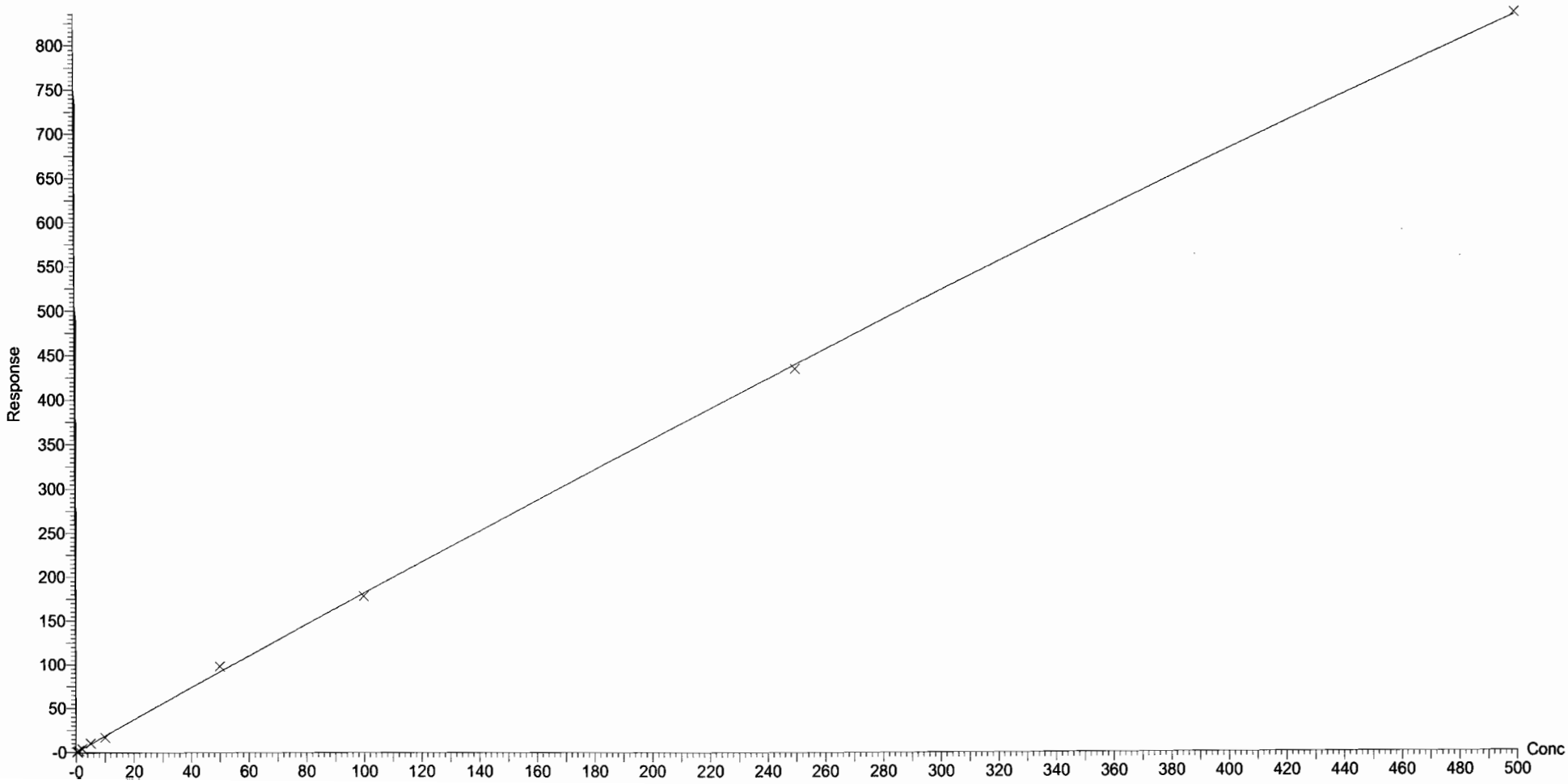

Vista Analytical Laboratory Q1

Dataset: F:\Projects\PFAS.PRO\Results\180129M1\180129M1-CRV.qld

Last Altered: Tuesday, January 30, 2018 08:15:32 Pacific Standard Time
Printed: Tuesday, January 30, 2018 08:16:23 Pacific Standard Time

Compound name: PFHxA
Correlation coefficient: r = 0.999513, r^2 = 0.999027
Calibration curve: 1.48726 * x + 0.128235
Response type: Internal Std (Ref 34), Area * (IS Conc. / IS Area)
Curve type: Linear, Origin: Exclude, Weighting: 1/x, Axis trans: None

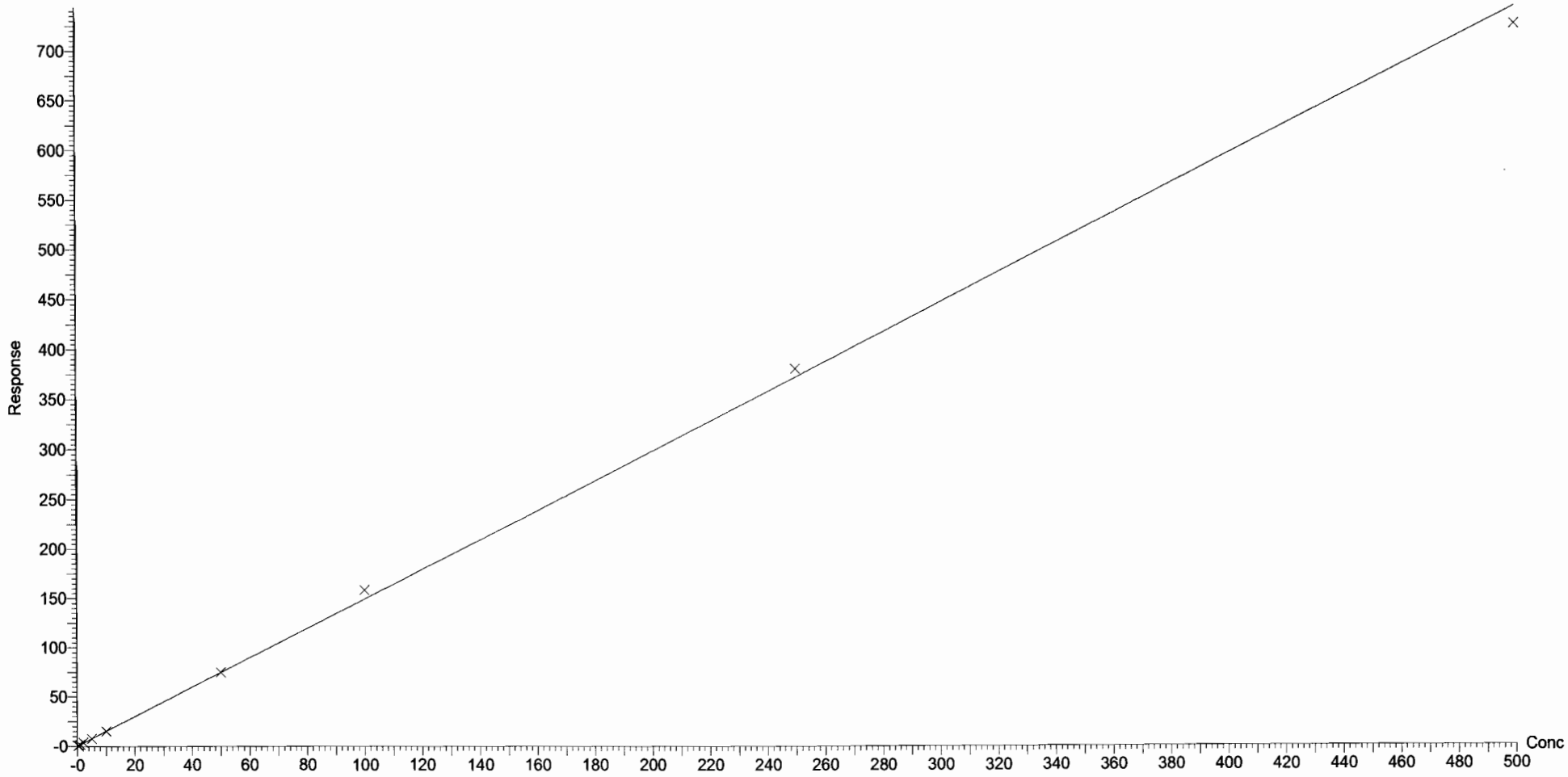

Dataset: F:\Projects\PFAS.PRO\Results\180129M1\180129M1-CRV.qld

Last Altered: Tuesday, January 30, 2018 08:15:32 Pacific Standard Time
Printed: Tuesday, January 30, 2018 08:16:23 Pacific Standard Time

Compound name: PFHpA
Correlation coefficient: r = 0.999030, r^2 = 0.998062
Calibration curve: 1.23892 * x + 0.135819
Response type: Internal Std (Ref 35), Area * (IS Conc. / IS Area)
Curve type: Linear, Origin: Exclude, Weighting: 1/x, Axis trans: None

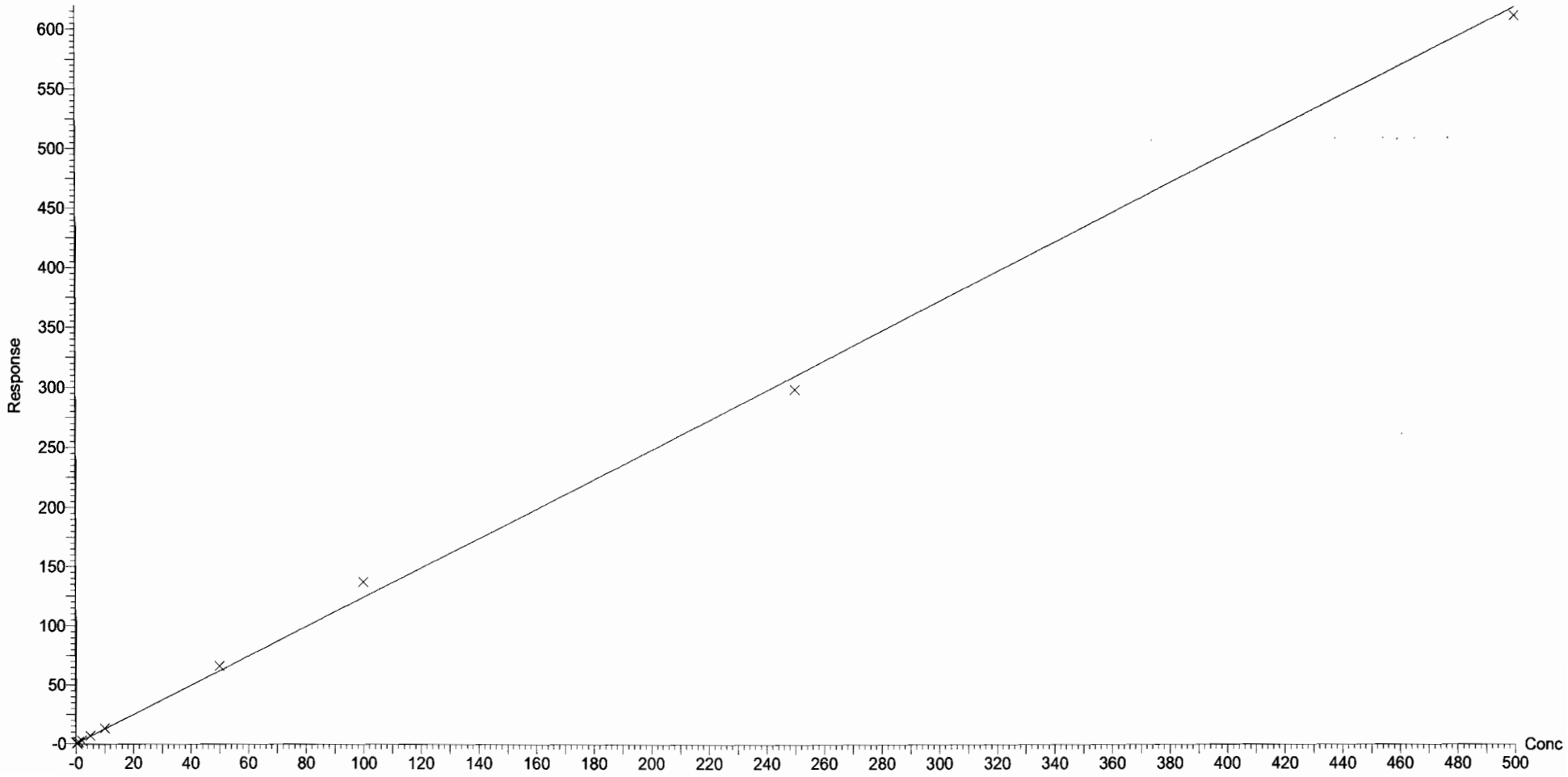

Dataset: F:\Projects\PFAS.PRO\Results\180129M1\180129M1-CRV.qld

Last Altered: Tuesday, January 30, 2018 08:15:32 Pacific Standard Time
Printed: Tuesday, January 30, 2018 08:16:23 Pacific Standard Time

Compound name: L-PFHxS
Coefficient of Determination: R^2 = 0.996768
Calibration curve: -0.000450135 * x^2 + 1.79203 * x + -0.0391188
Response type: Internal Std (Ref 36), Area * (IS Conc. / IS Area)
Curve type: 2nd Order, Origin: Exclude, Weighting: 1/x, Axis trans: None

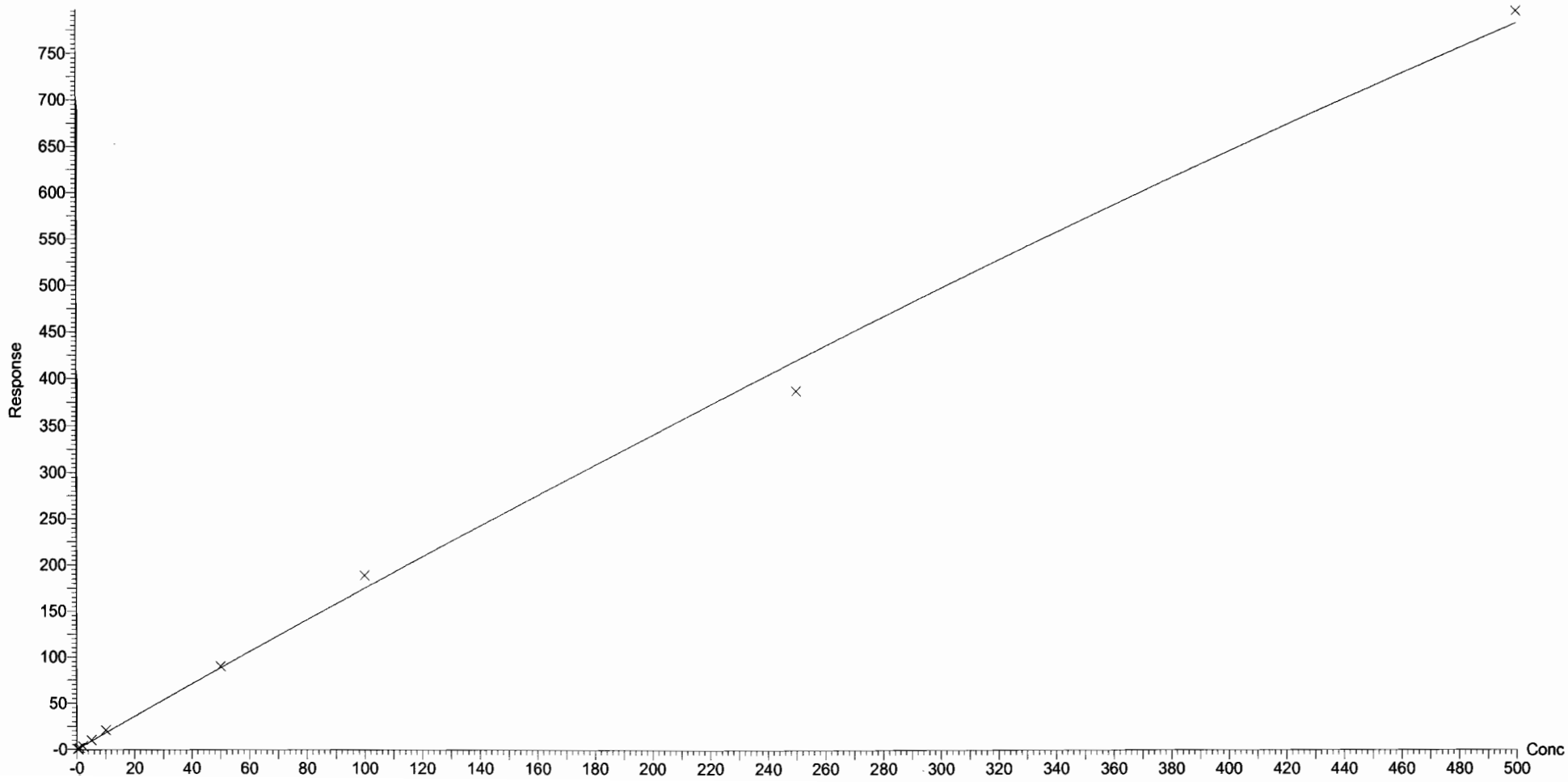

Dataset: F:\Projects\PFAS.PRO\Results\180129M1\180129M1-CRV.qld

Last Altered: Tuesday, January 30, 2018 08:15:32 Pacific Standard Time
Printed: Tuesday, January 30, 2018 08:16:23 Pacific Standard Time

Compound name: 6:2 FTS
Coefficient of Determination: R^2 = 0.991818
Calibration curve: -4.4734e-005 * x^2 + 0.229509 * x + -0.00838563
Response type: Internal Std (Ref 38), Area * (IS Conc. / IS Area)
Curve type: 2nd Order, Origin: Include, Weighting: 1/x, Axis trans: None

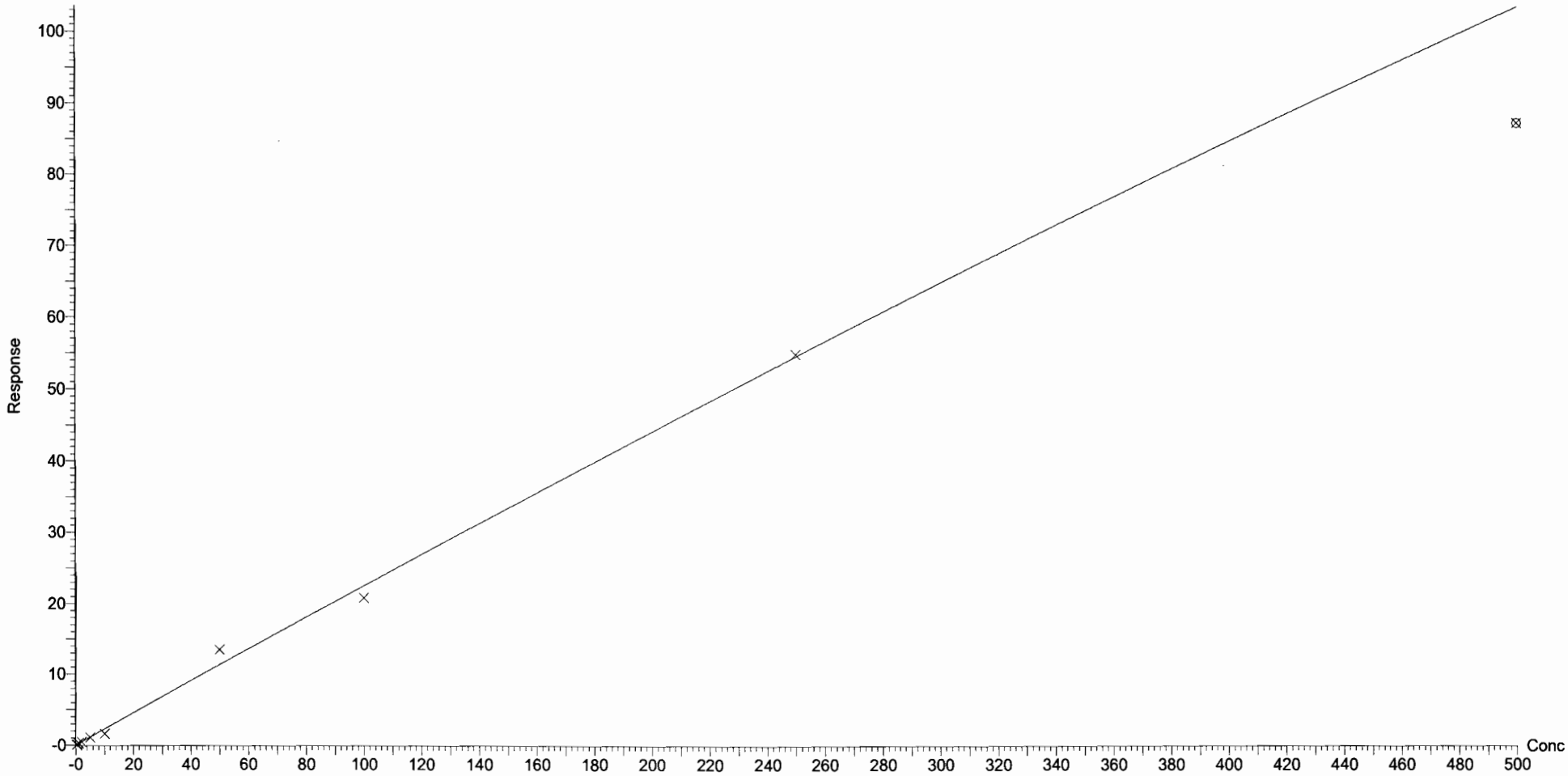

Dataset: F:\Projects\PFAS.PRO\Results\180129M1\180129M1-CRV.qld

Last Altered: Tuesday, January 30, 2018 08:15:32 Pacific Standard Time
Printed: Tuesday, January 30, 2018 08:16:23 Pacific Standard Time

Compound name: L-PFOA
Coefficient of Determination: R^2 = 0.998167
Calibration curve: -0.000217563 * x^2 + 0.986693 * x + 0.0907899
Response type: Internal Std (Ref 38), Area * (IS Conc. / IS Area)
Curve type: 2nd Order, Origin: Exclude, Weighting: 1/x, Axis trans: None

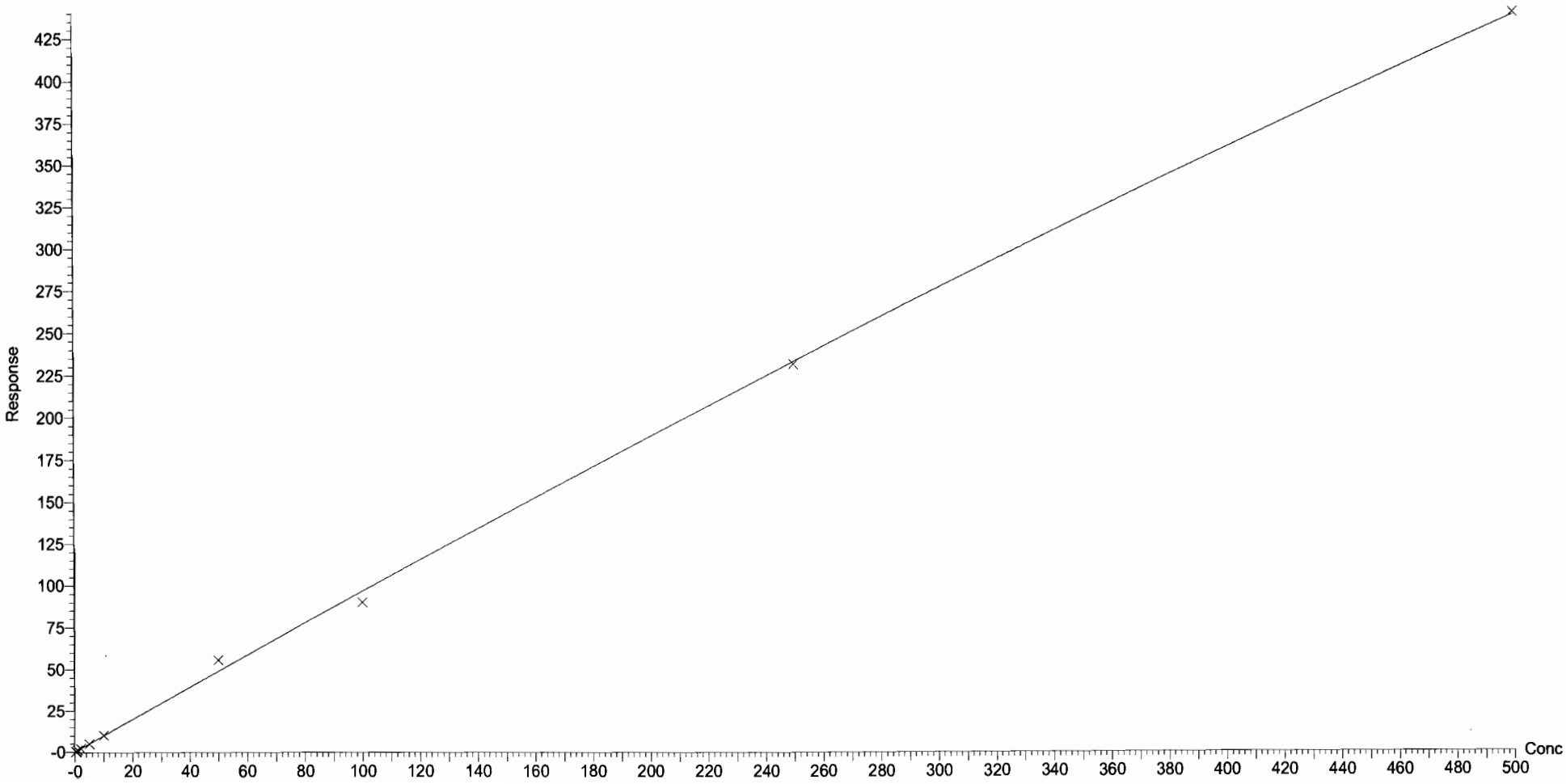

Dataset: F:\Projects\PFAS.PRO\Results\180129M1\180129M1-CRV.qld

Last Altered: Tuesday, January 30, 2018 08:15:32 Pacific Standard Time
Printed: Tuesday, January 30, 2018 08:16:23 Pacific Standard Time

Compound name: PFHpS
Coefficient of Determination: R^2 = 0.997810
Calibration curve: -0.000475715 * x^2 + 1.11301 * x + -0.0478912
Response type: Internal Std (Ref 41), Area * (IS Conc. / IS Area)
Curve type: 2nd Order, Origin: Exclude, Weighting: 1/x, Axis trans: None

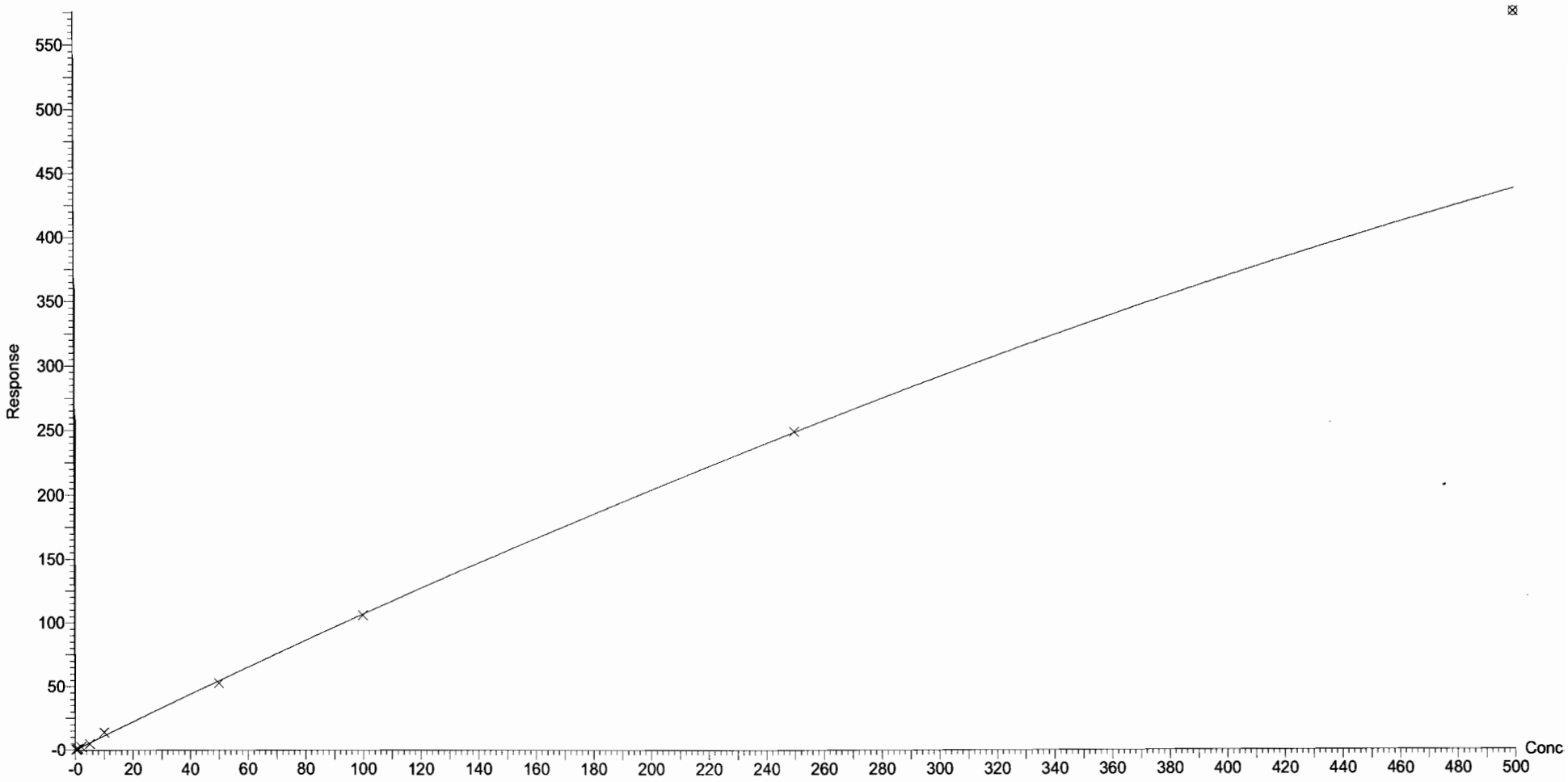

Dataset: F:\Projects\PFAS.PRO\Results\180129M1\180129M1-CRV.qld

Last Altered: Tuesday, January 30, 2018 08:15:32 Pacific Standard Time
Printed: Tuesday, January 30, 2018 08:16:23 Pacific Standard Time

Compound name: PFNA
Coefficient of Determination: R^2 = 0.999833
Calibration curve: 0.000225764 * x^2 + 1.32666 * x + -0.0242113
Response type: Internal Std (Ref 39), Area * (IS Conc. / IS Area)
Curve type: 2nd Order, Origin: Exclude, Weighting: 1/x, Axis trans: None

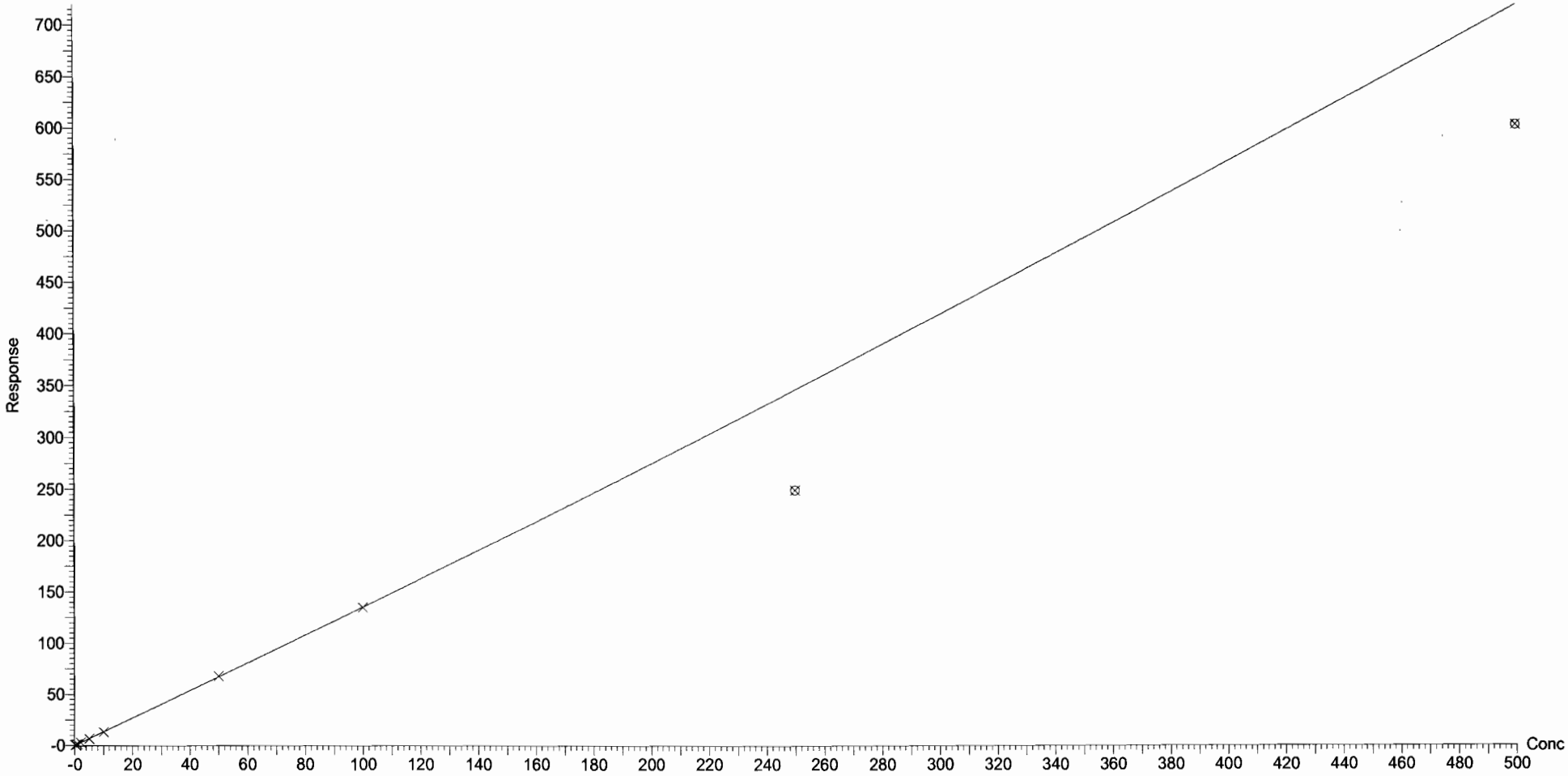

Dataset: F:\Projects\PFAS.PRO\Results\180129M1\180129M1-CRV.qld

Last Altered: Tuesday, January 30, 2018 08:15:32 Pacific Standard Time
Printed: Tuesday, January 30, 2018 08:16:23 Pacific Standard Time

Compound name: PFOSA
Correlation coefficient: r = 0.999710, r^2 = 0.999421
Calibration curve: 1.06686 * x + 0.047332
Response type: Internal Std (Ref 40), Area * (IS Conc. / IS Area)
Curve type: Linear, Origin: Exclude, Weighting: 1/x, Axis trans: None

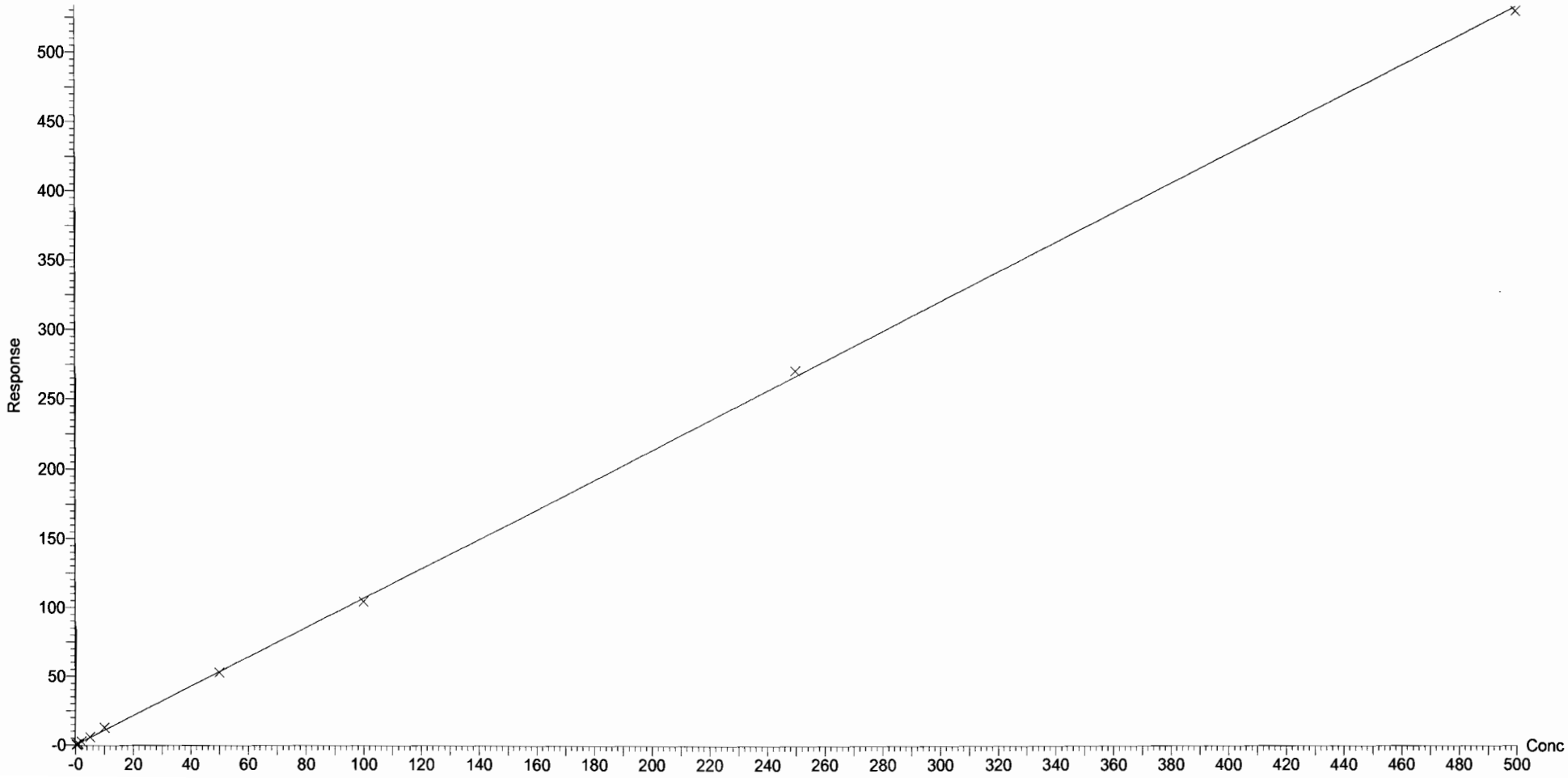

Dataset: F:\Projects\PFAS.PRO\Results\180129M1\180129M1-CRV.qld

Last Altered: Tuesday, January 30, 2018 08:15:32 Pacific Standard Time
Printed: Tuesday, January 30, 2018 08:16:23 Pacific Standard Time

Compound name: L-PFOS
Coefficient of Determination: R^2 = 0.993092
Calibration curve: 0.0001614 * x^2 + 0.995037 * x + 0.208935
Response type: Internal Std (Ref 41), Area * (IS Conc. / IS Area)
Curve type: 2nd Order, Origin: Include, Weighting: 1/x, Axis trans: None

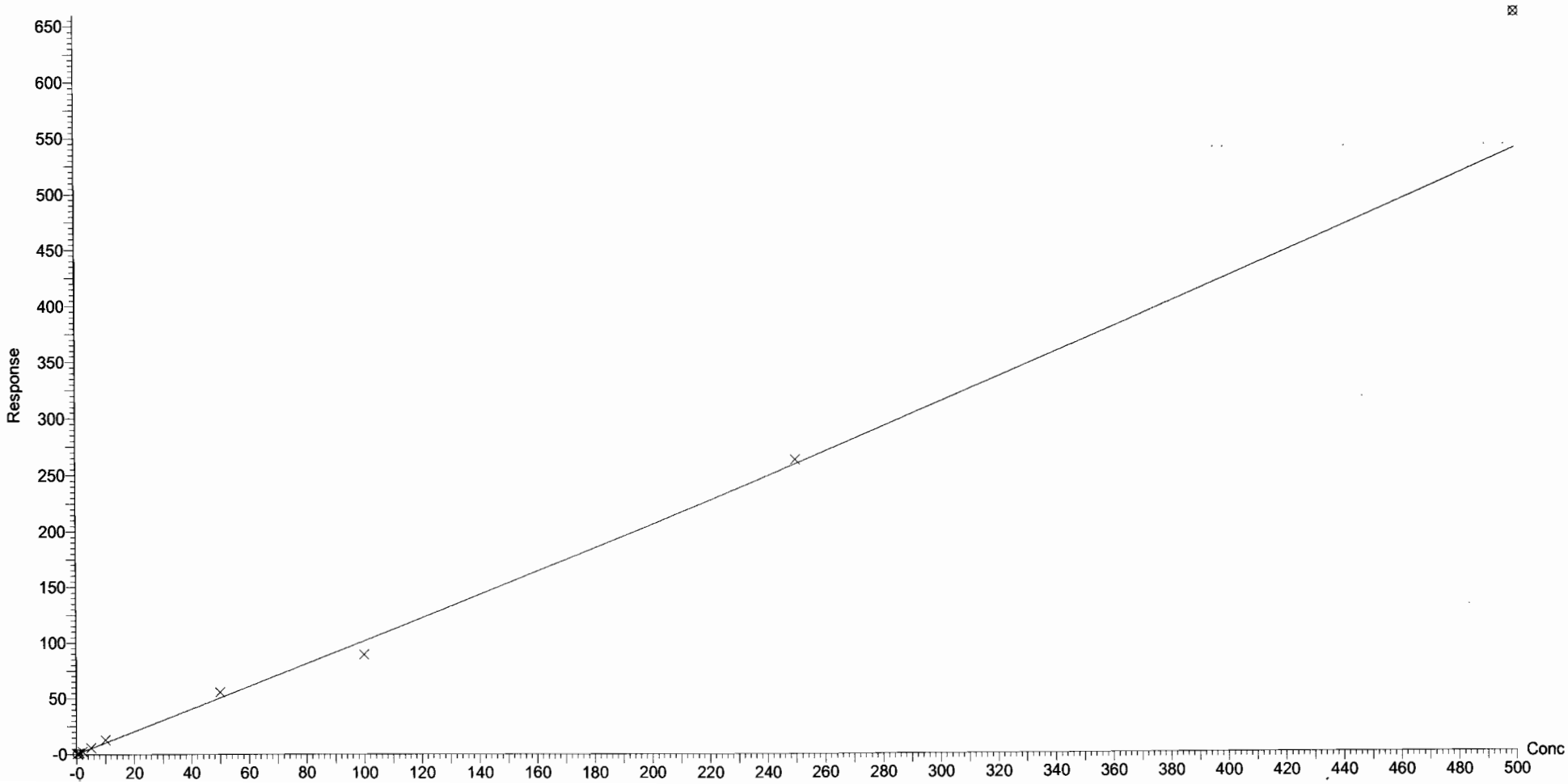

Dataset: F:\Projects\PFAS.PRO\Results\180129M1\180129M1-CRV.qld

Last Altered: Tuesday, January 30, 2018 08:15:32 Pacific Standard Time
Printed: Tuesday, January 30, 2018 08:16:23 Pacific Standard Time

Compound name: PFDA
Coefficient of Determination: R^2 = 0.998712
Calibration curve: -0.000224753 * x^2 + 1.28338 * x + 0.0811215
Response type: Internal Std (Ref 42), Area * (IS Conc. / IS Area)
Curve type: 2nd Order, Origin: Exclude, Weighting: 1/x, Axis trans: None

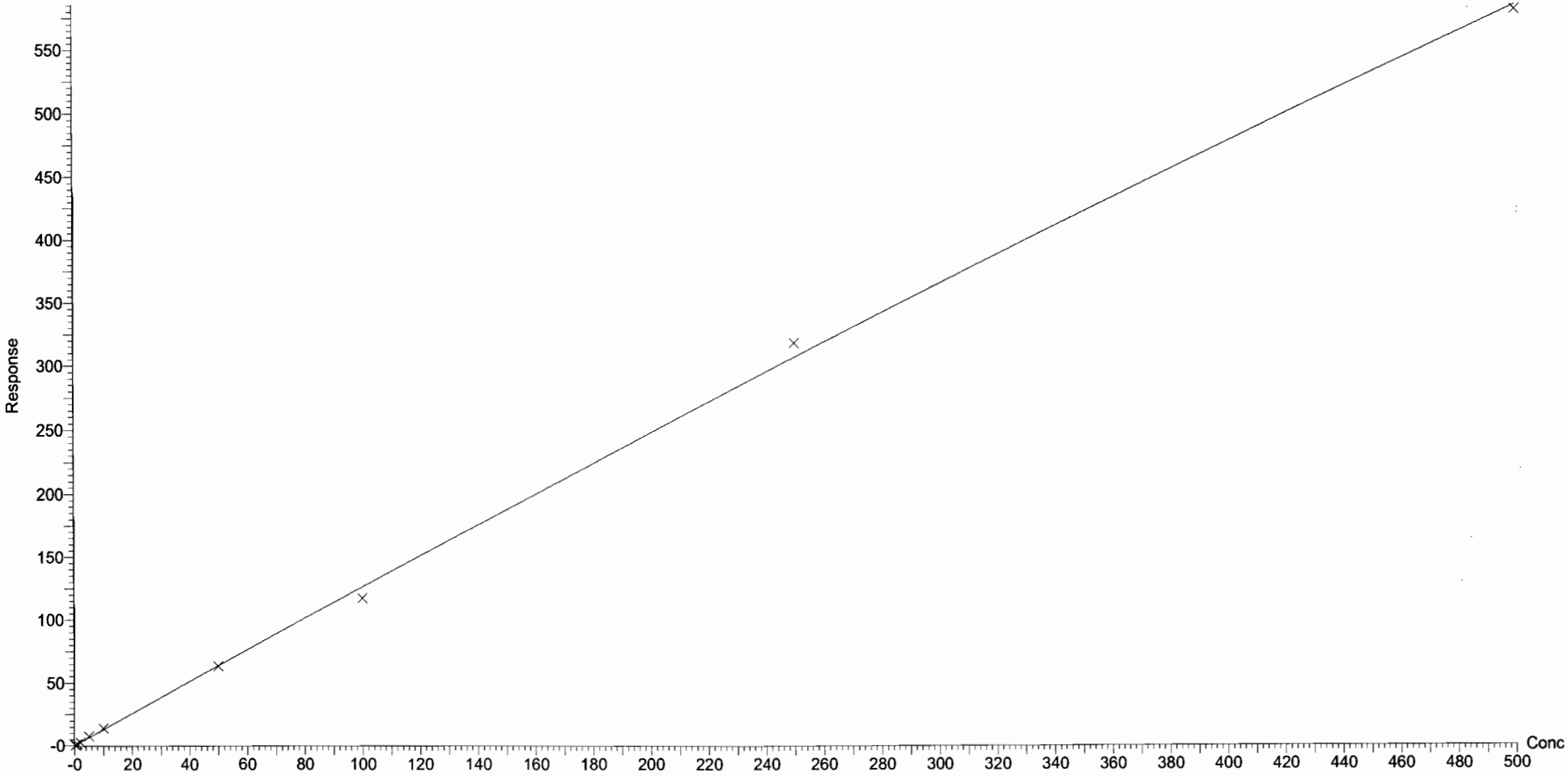

Dataset: F:\Projects\PFAS.PRO\Results\180129M1\180129M1-CRV.qld

Last Altered: Tuesday, January 30, 2018 08:15:32 Pacific Standard Time
Printed: Tuesday, January 30, 2018 08:16:23 Pacific Standard Time

Compound name: 8:2 FTS
Coefficient of Determination: R^2 = 0.992944
Calibration curve: -0.0192814 * x^2 + 0.436846 * x + -0.0529106
Response type: Internal Std (Ref 42), Area * (IS Conc. / IS Area)
Curve type: 2nd Order, Origin: Exclude, Weighting: 1/x, Axis trans: None

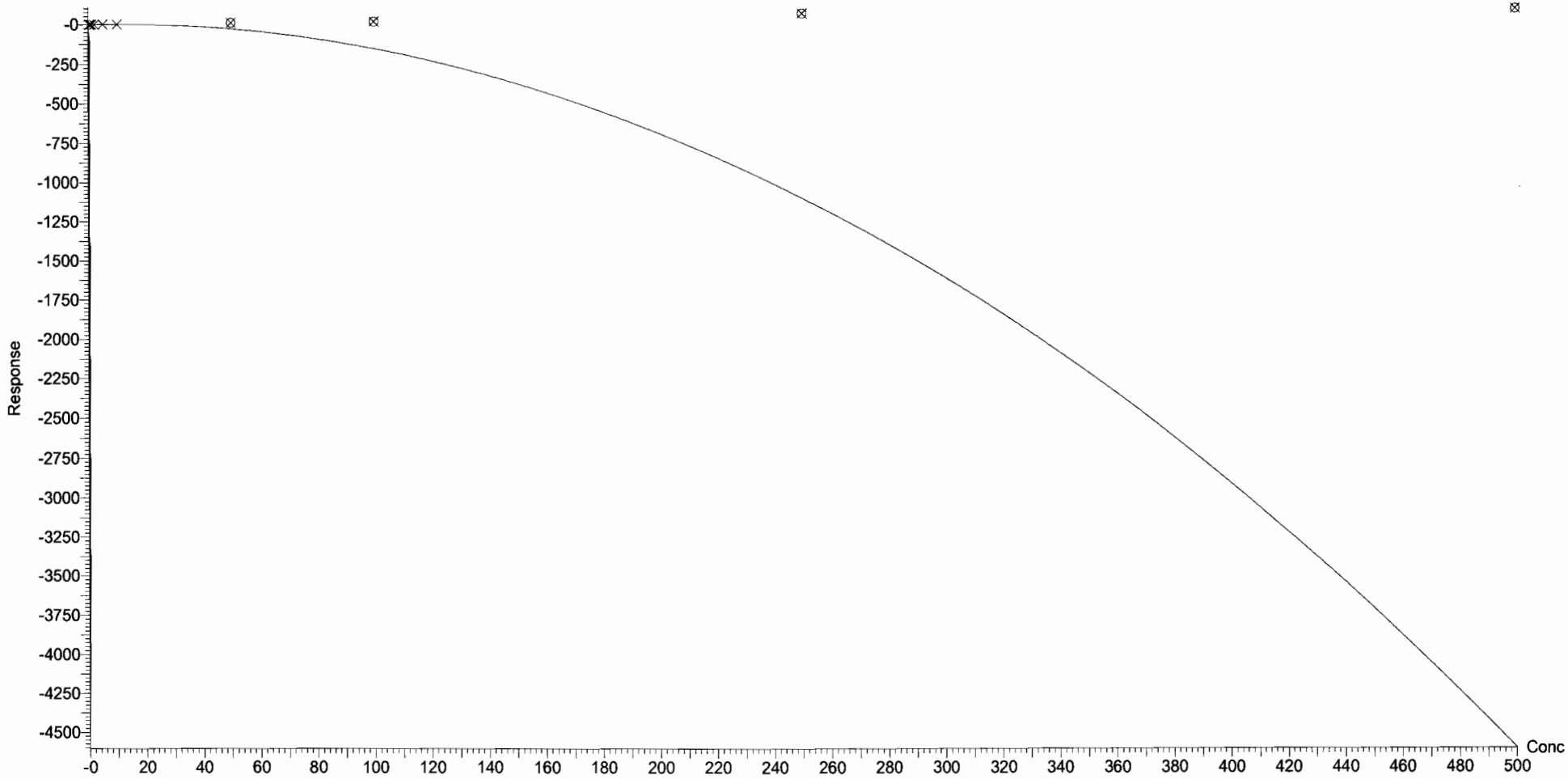

Dataset: F:\Projects\PFAS.PRO\Results\180129M1\180129M1-CRV.qld

Last Altered: Tuesday, January 30, 2018 08:15:32 Pacific Standard Time
Printed: Tuesday, January 30, 2018 08:16:23 Pacific Standard Time

Compound name: N-MeFOSAA
Coefficient of Determination: R^2 = 0.998867
Calibration curve: 0.000620919 * x^2 + 1.23812 * x + 0.183756
Response type: Internal Std (Ref 44), Area * (IS Conc. / IS Area)
Curve type: 2nd Order, Origin: Include, Weighting: 1/x, Axis trans: None

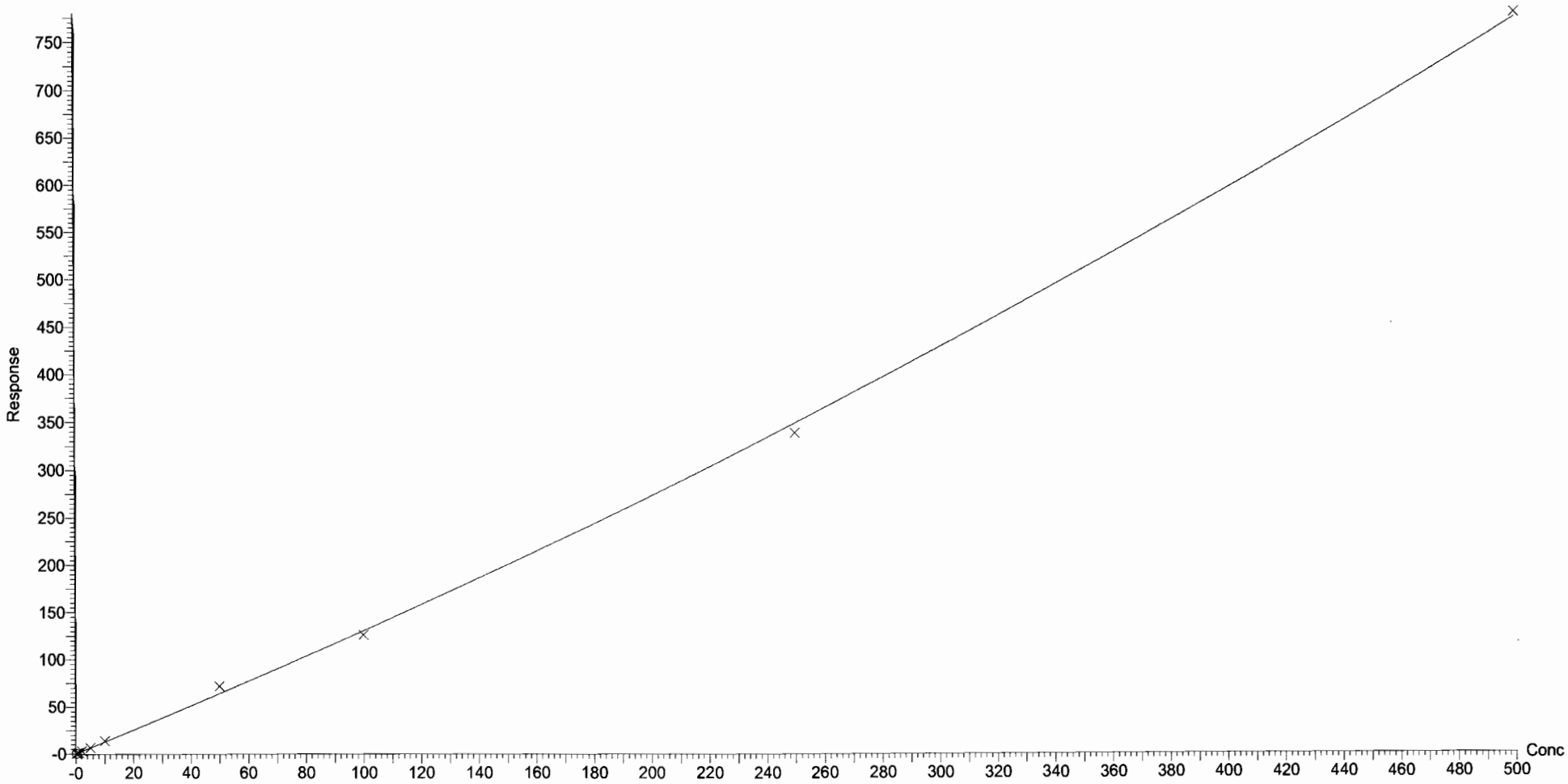

Dataset: F:\Projects\PFAS.PRO\Results\180129M1\180129M1-CRV.qld

Last Altered: Tuesday, January 30, 2018 08:15:32 Pacific Standard Time
Printed: Tuesday, January 30, 2018 08:16:23 Pacific Standard Time

Compound name: N-EtFOSAA
Coefficient of Determination: R^2 = 0.993759
Calibration curve: -0.000121041 * x^2 + 1.05647 * x + -0.00669187
Response type: Internal Std (Ref 45), Area * (IS Conc. / IS Area)
Curve type: 2nd Order, Origin: Include, Weighting: 1/x, Axis trans: None

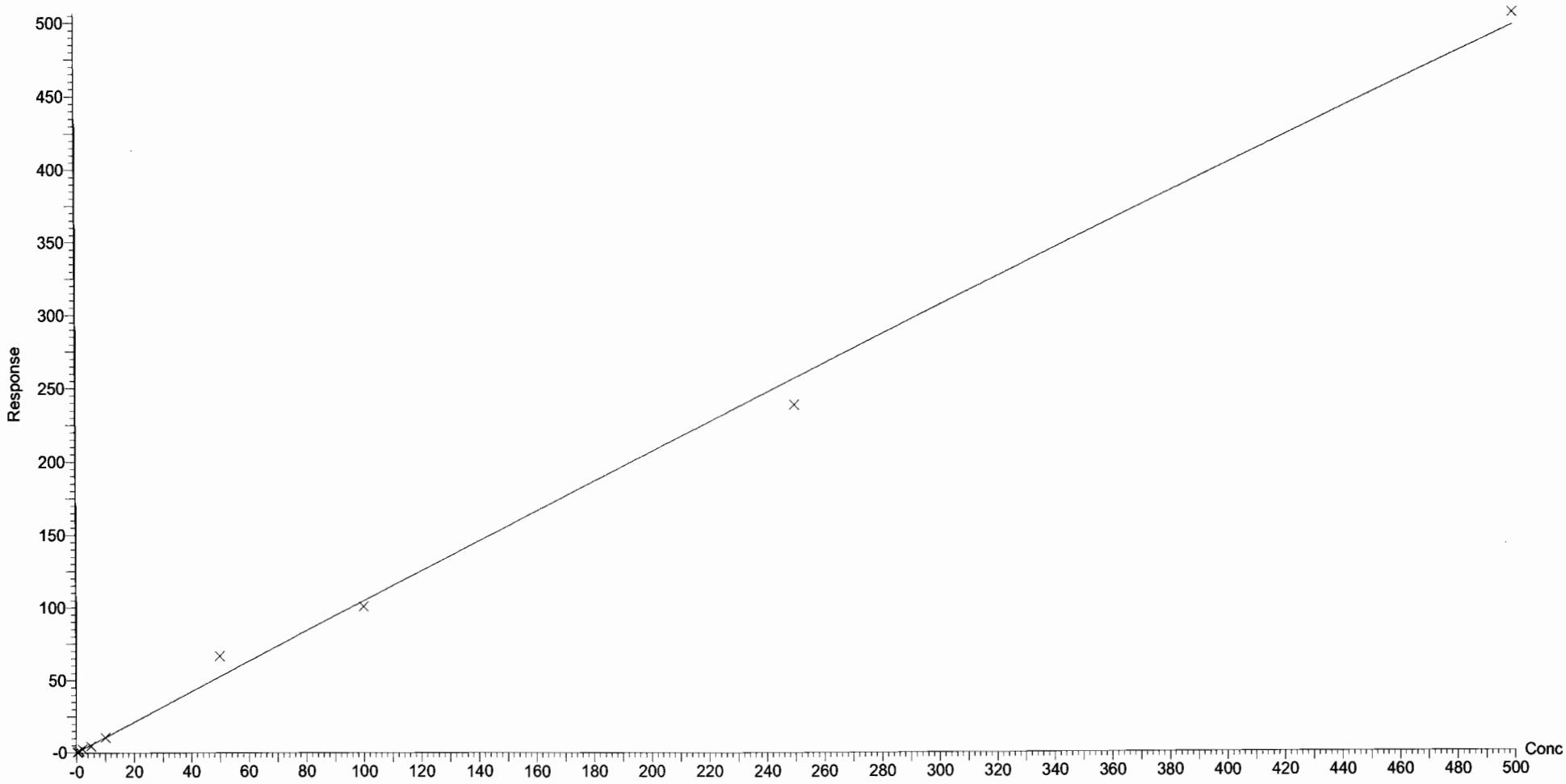

Dataset: F:\Projects\PFAS.PRO\Results\180129M1\180129M1-CRV.qld

Last Altered: Tuesday, January 30, 2018 08:15:32 Pacific Standard Time
Printed: Tuesday, January 30, 2018 08:16:23 Pacific Standard Time

Compound name: PFUdA
Coefficient of Determination: R^2 = 0.994258
Calibration curve: 8.08656e-005 * x^2 + 0.892996 * x + 0.150656
Response type: Internal Std (Ref 46), Area * (IS Conc. / IS Area)
Curve type: 2nd Order, Origin: Exclude, Weighting: 1/x, Axis trans: None

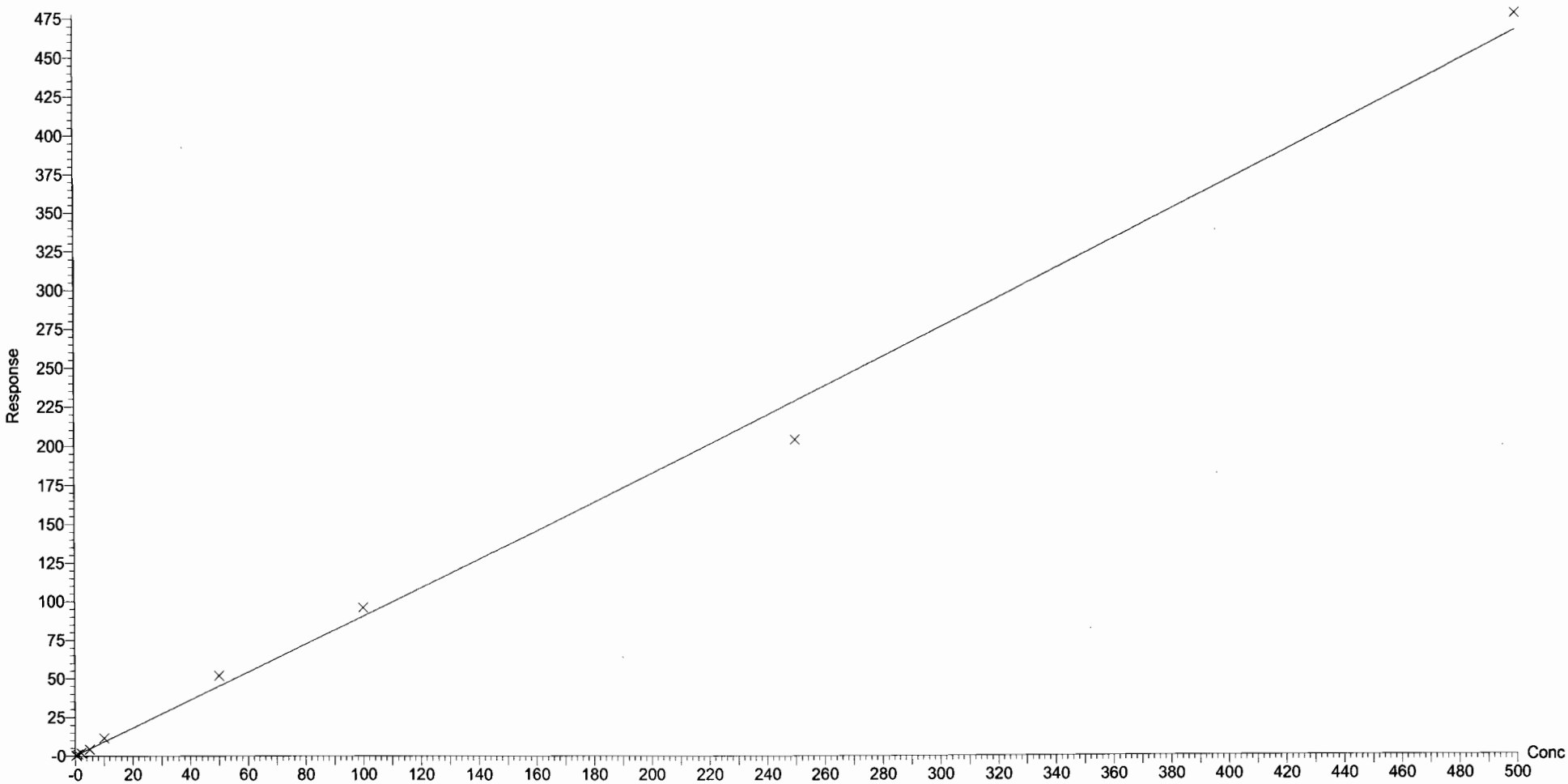

Dataset: F:\Projects\PFAS.PRO\Results\180129M1\180129M1-CRV.qld

Last Altered: Tuesday, January 30, 2018 08:15:32 Pacific Standard Time
Printed: Tuesday, January 30, 2018 08:16:23 Pacific Standard Time

Compound name: PFDS
Coefficient of Determination: R^2 = 0.995347
Calibration curve: -0.000148 * x^2 + 0.335398 * x + 0.0205381
Response type: Internal Std (Ref 47), Area * (IS Conc. / IS Area)
Curve type: 2nd Order, Origin: Exclude, Weighting: 1/x, Axis trans: None

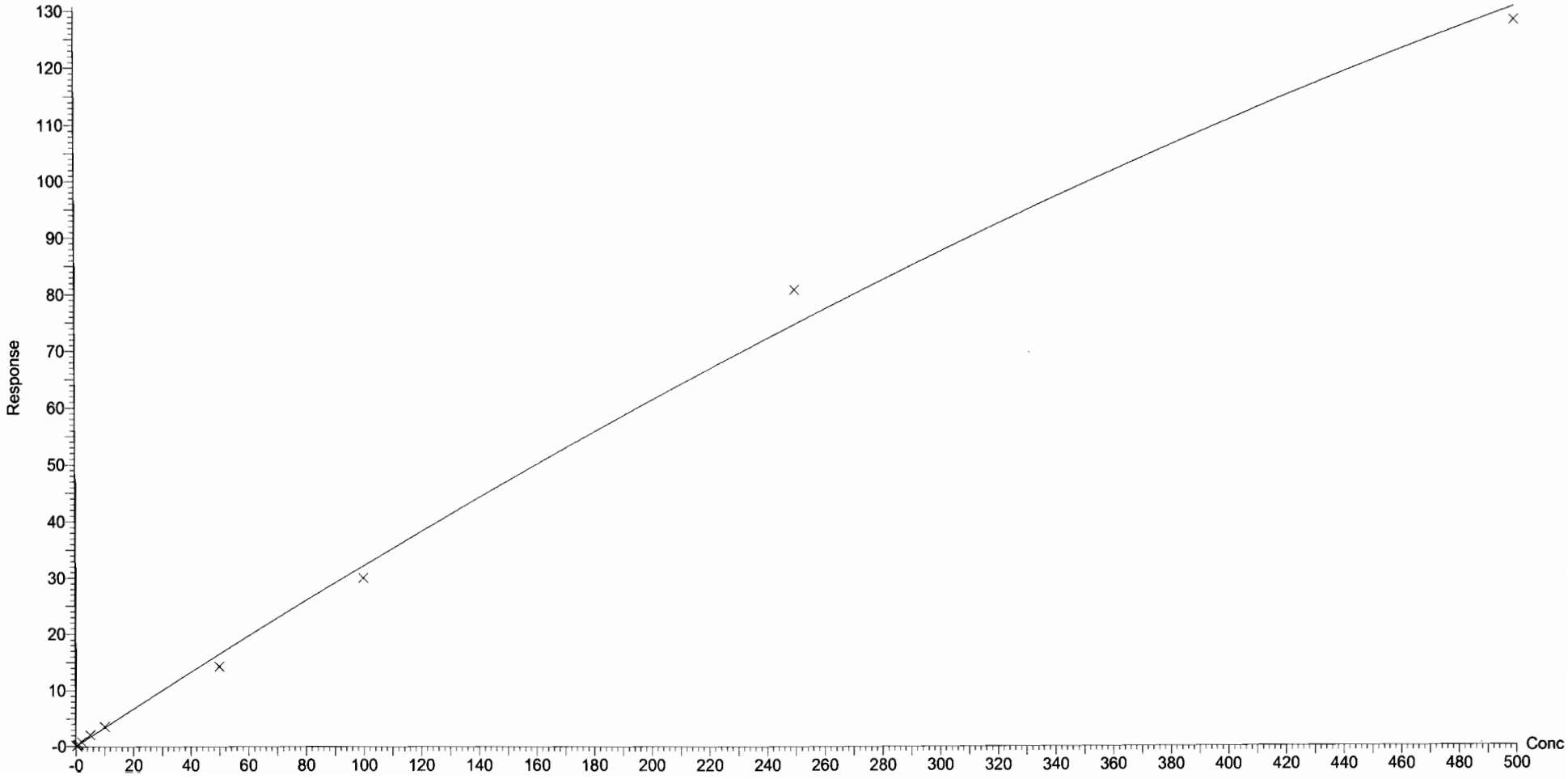

Dataset: F:\Projects\PFAS.PRO\Results\180129M1\180129M1-CRV.qld

Last Altered: Tuesday, January 30, 2018 08:15:32 Pacific Standard Time
Printed: Tuesday, January 30, 2018 08:16:23 Pacific Standard Time

Compound name: PFDoA
Coefficient of Determination: R^2 = 0.996461
Calibration curve: -0.0008418 * x^2 + 1.39944 * x + 0.0570527
Response type: Internal Std (Ref 47), Area * (IS Conc. / IS Area)
Curve type: 2nd Order, Origin: Exclude, Weighting: 1/x, Axis trans: None

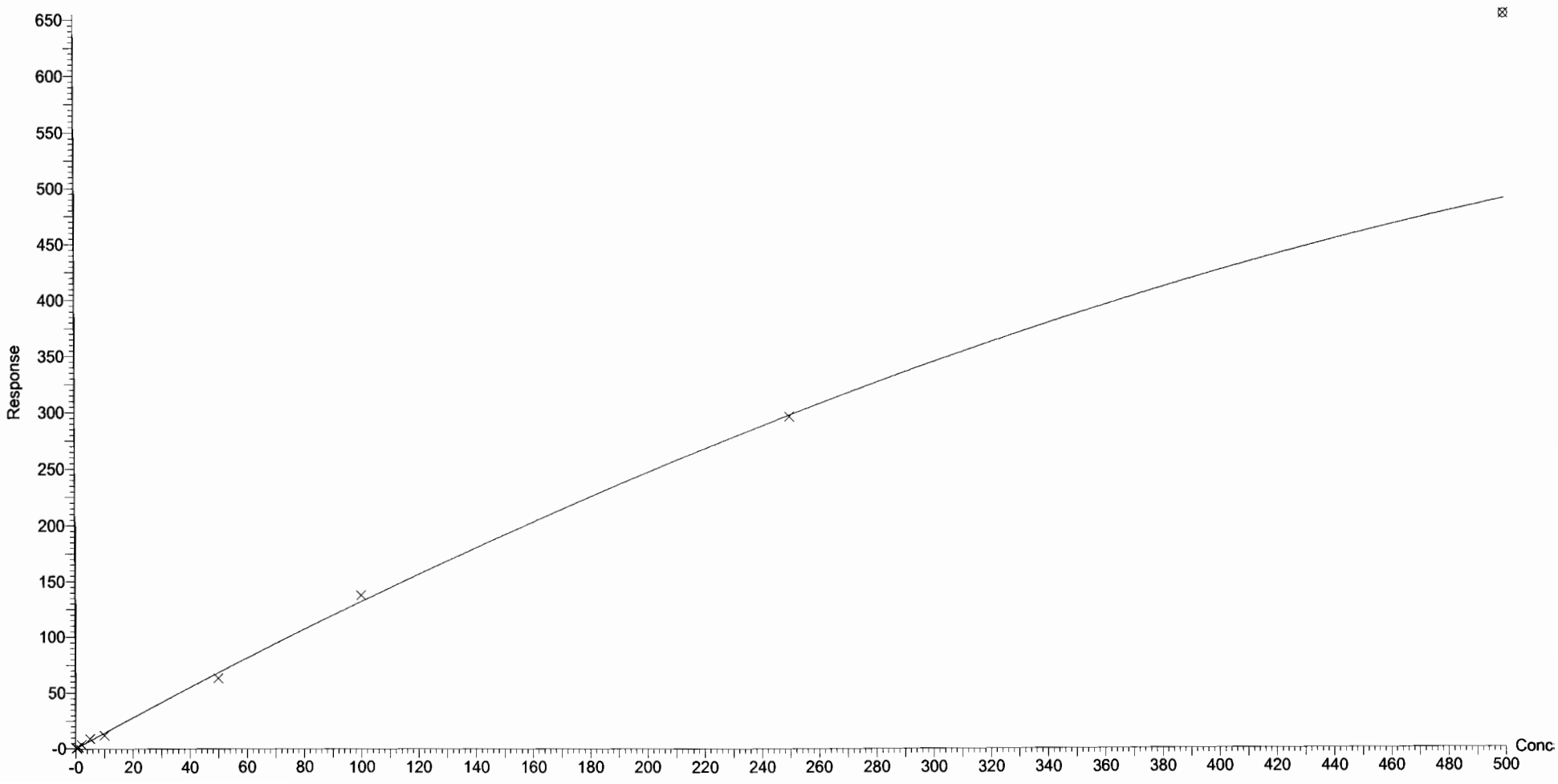

Dataset: F:\Projects\PFAS.PRO\Results\180129M1\180129M1-CRV.qld

Last Altered: Tuesday, January 30, 2018 08:15:32 Pacific Standard Time
Printed: Tuesday, January 30, 2018 08:16:23 Pacific Standard Time

Compound name: N-MeFOSA
Coefficient of Determination: R^2 = 0.999644
Calibration curve: -9.79129e-005 * x^2 + 1.09012 * x + 0.122568
Response type: Internal Std (Ref 48), Area * (IS Conc. / IS Area)
Curve type: 2nd Order, Origin: Include, Weighting: 1/x, Axis trans: None

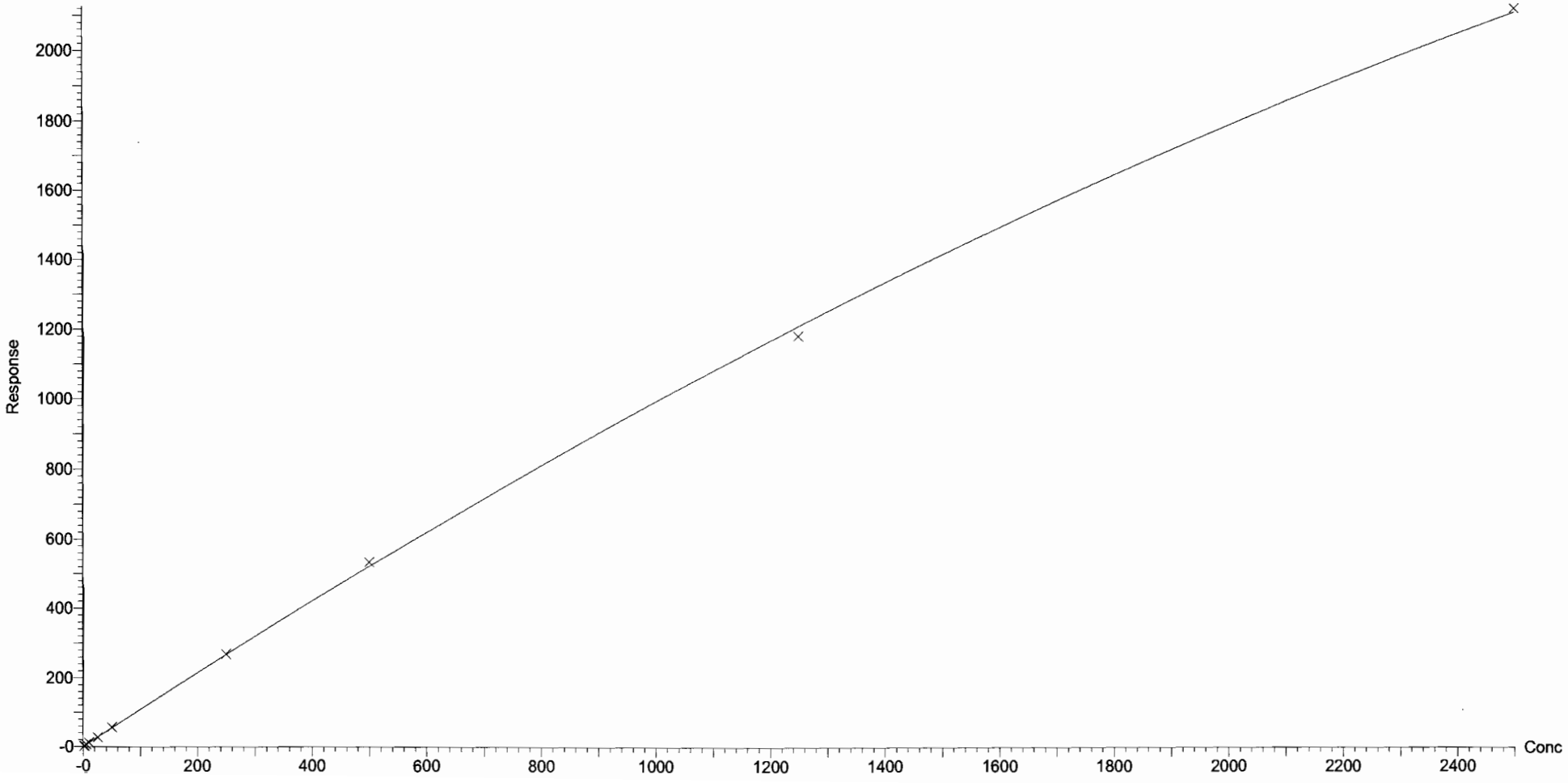

Dataset: F:\Projects\PFAS.PRO\Results\180129M1\180129M1-CRV.qld

Last Altered: Tuesday, January 30, 2018 08:15:32 Pacific Standard Time
Printed: Tuesday, January 30, 2018 08:16:23 Pacific Standard Time

Compound name: PFTrDA
Coefficient of Determination: R^2 = 0.994323
Calibration curve: -0.00951009 * x^2 + 1.74135 * x + -0.020205
Response type: Internal Std (Ref 47), Area * (IS Conc. / IS Area)
Curve type: 2nd Order, Origin: Exclude, Weighting: 1/x, Axis trans: None

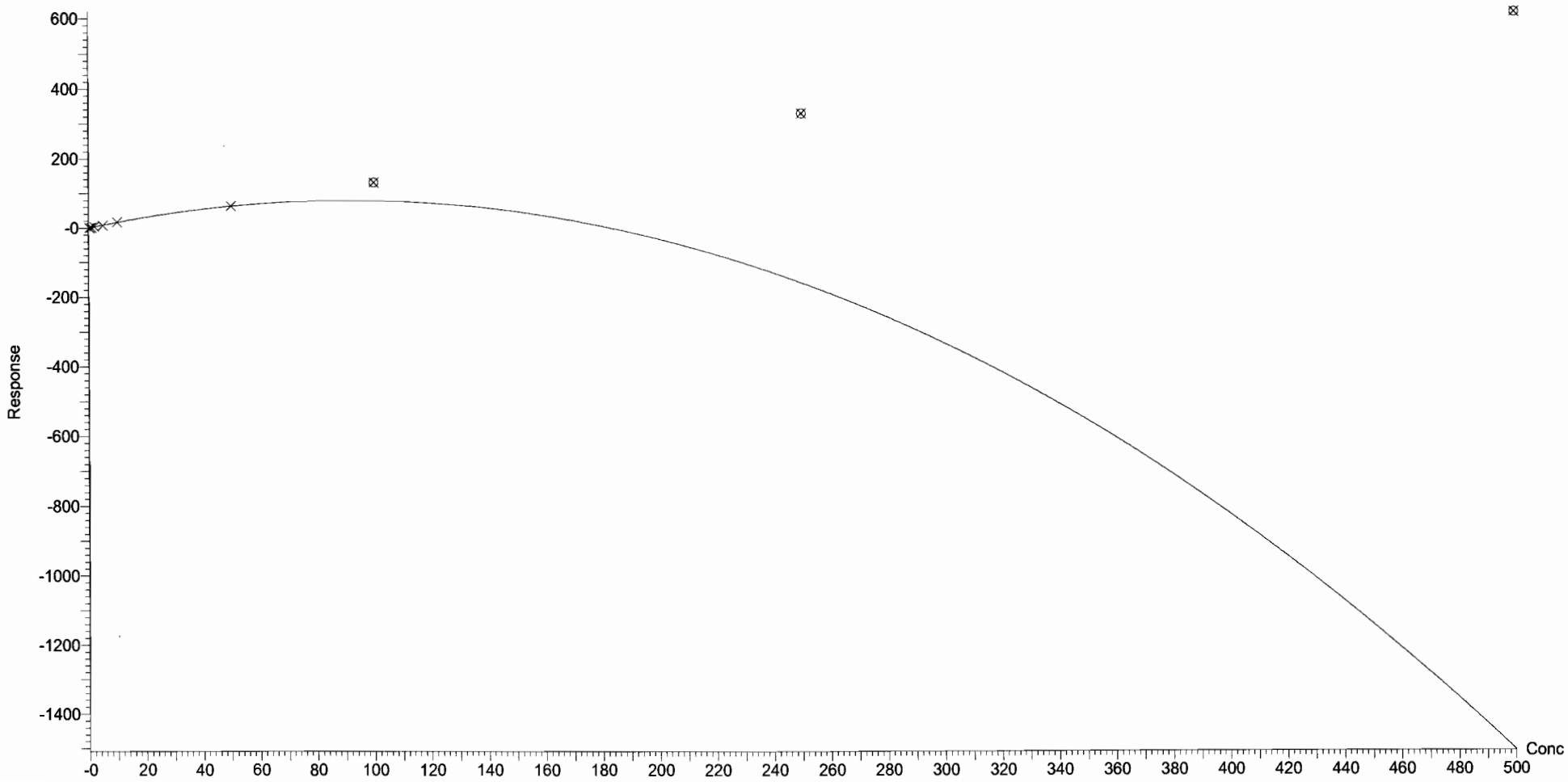

Dataset: F:\Projects\PFAS.PRO\Results\180129M1\180129M1-CRV.qld

Last Altered: Tuesday, January 30, 2018 08:15:32 Pacific Standard Time
Printed: Tuesday, January 30, 2018 08:16:23 Pacific Standard Time

Compound name: PFTeDA
Coefficient of Determination: R^2 = 0.999724
Calibration curve: 0.00192332 * x^2 + 1.95818 * x + 0.258522
Response type: Internal Std (Ref 49), Area * (IS Conc. / IS Area)
Curve type: 2nd Order, Origin: Exclude, Weighting: 1/x, Axis trans: None

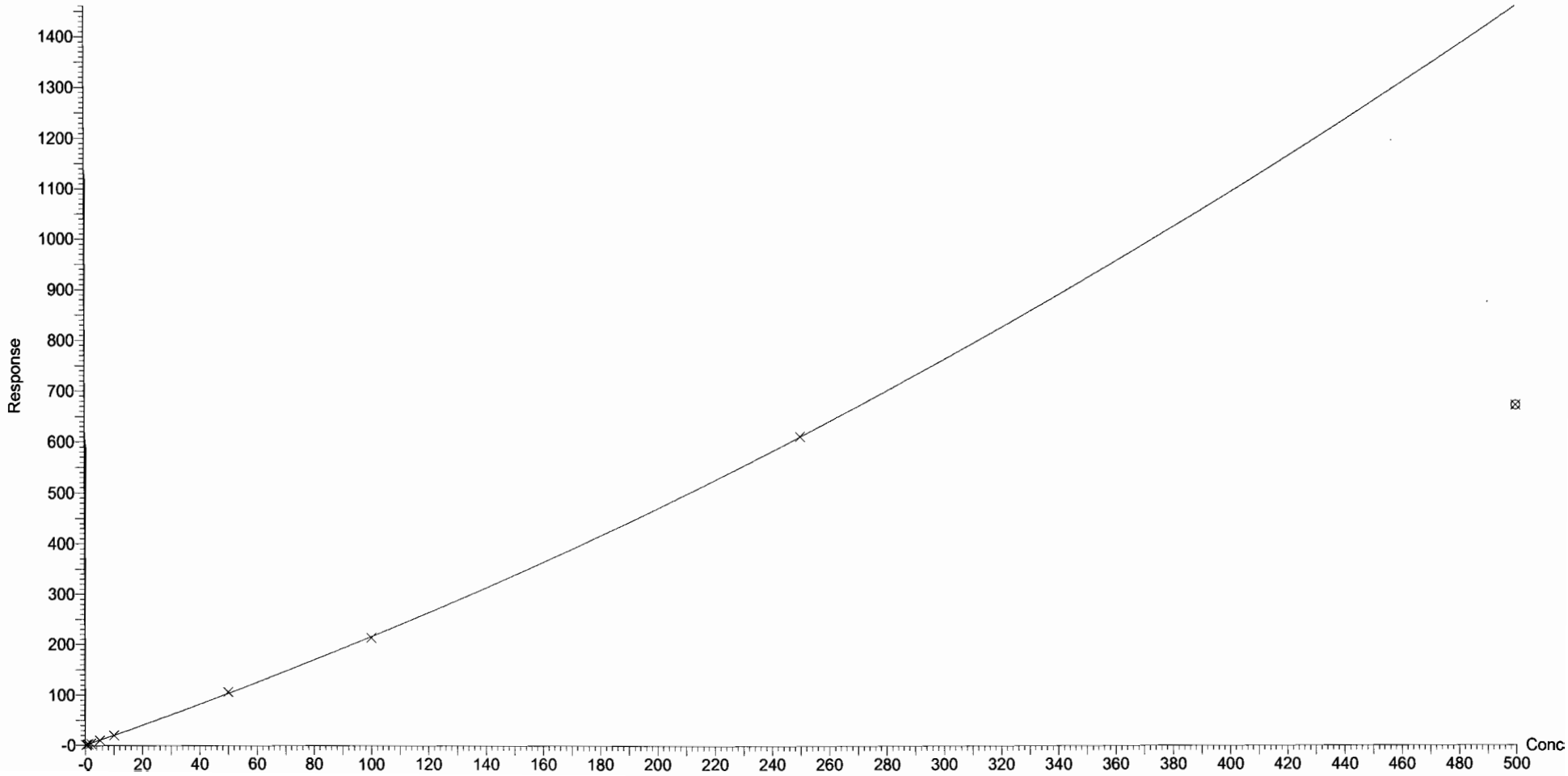

Dataset: F:\Projects\PFAS.PRO\Results\180129M1\180129M1-CRV.qld

Last Altered: Tuesday, January 30, 2018 08:15:32 Pacific Standard Time
Printed: Tuesday, January 30, 2018 08:16:23 Pacific Standard Time

Compound name: N-EtFOSA
Coefficient of Determination: R^2 = 0.999684
Calibration curve: -5.80992e-005 * x^2 + 0.927899 * x + 0.232976
Response type: Internal Std (Ref 50), Area * (IS Conc. / IS Area)
Curve type: 2nd Order, Origin: Exclude, Weighting: 1/x, Axis trans: None

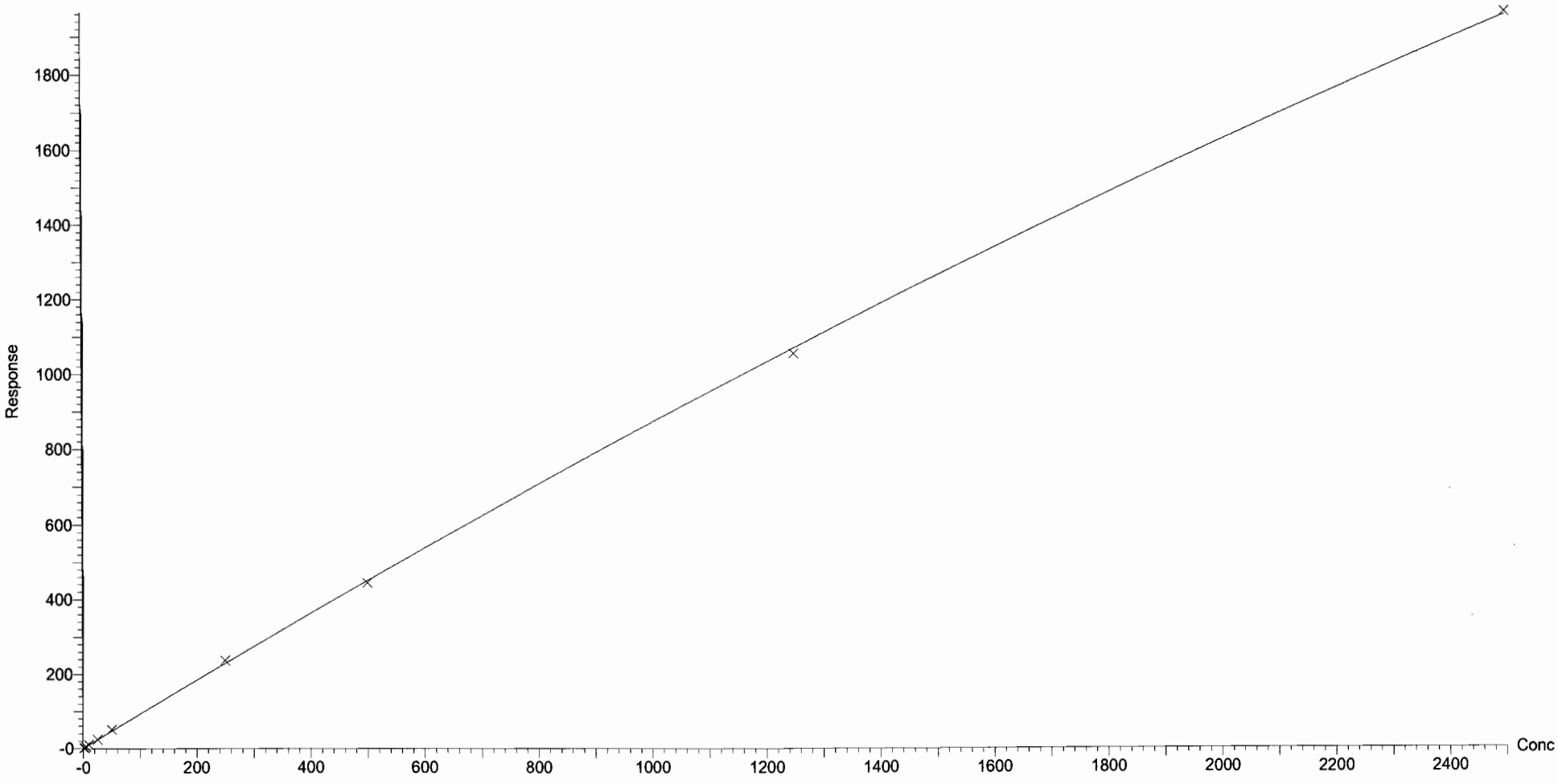

Dataset: F:\Projects\PFAS.PRO\Results\180129M1\180129M1-CRV.qld

Last Altered: Tuesday, January 30, 2018 08:15:32 Pacific Standard Time
Printed: Tuesday, January 30, 2018 08:16:23 Pacific Standard Time

Compound name: PFHxDA
Coefficient of Determination: R^2 = 0.998624
Calibration curve: -0.00313125 * x^2 + 0.74485 * x + -0.160803
Response type: Internal Std (Ref 51), Area * (IS Conc. / IS Area)
Curve type: 2nd Order, Origin: Exclude, Weighting: 1/x, Axis trans: None

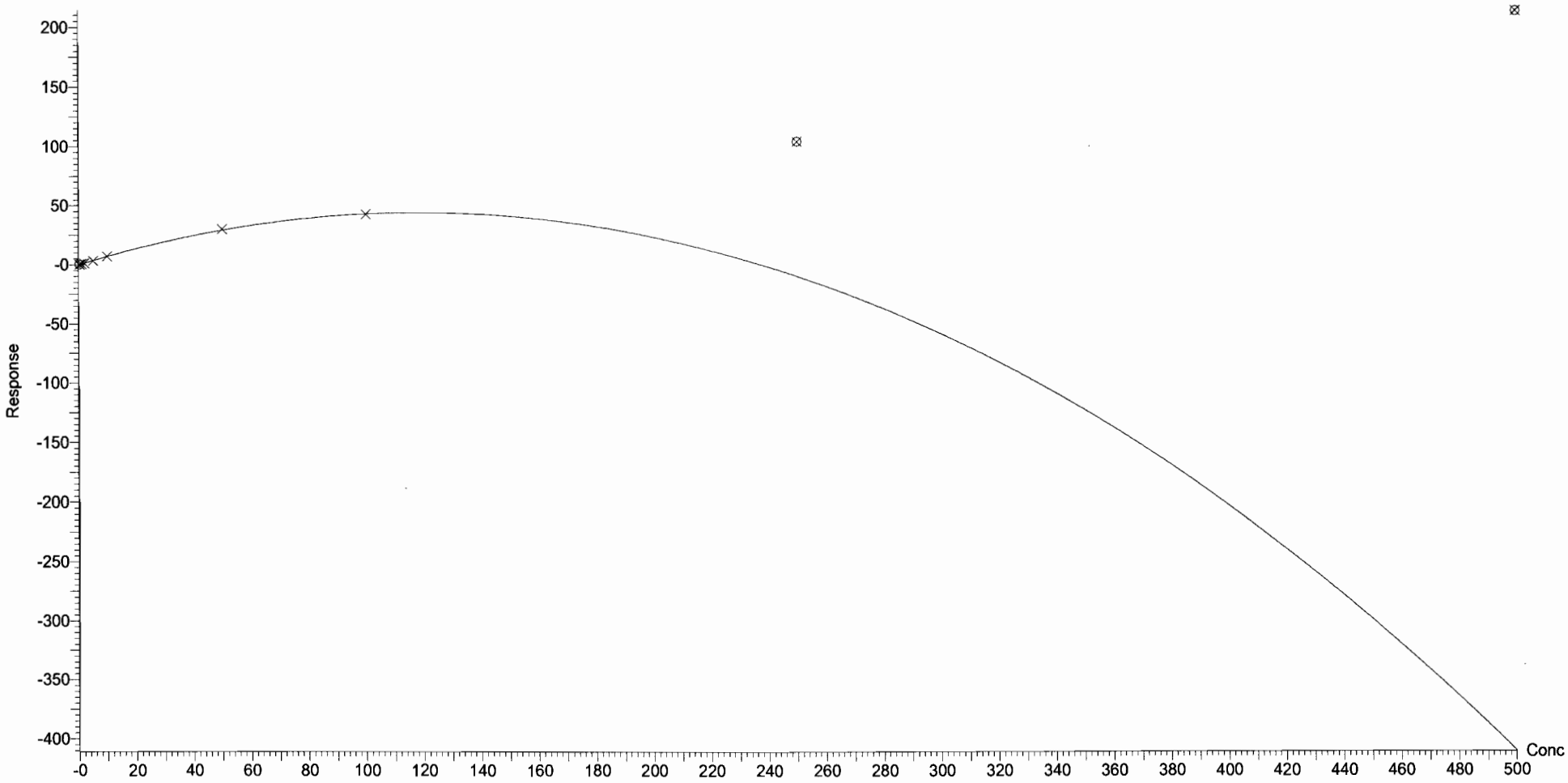

Dataset: F:\Projects\PFAS.PRO\Results\180129M1\180129M1-CRV.qld

Last Altered: Tuesday, January 30, 2018 08:15:32 Pacific Standard Time
Printed: Tuesday, January 30, 2018 08:16:23 Pacific Standard Time

Compound name: PFODA
Coefficient of Determination: R^2 = 0.998945
Calibration curve: -0.000452614 * x^2 + 0.762242 * x + 0.0254622
Response type: Internal Std (Ref 51), Area * (IS Conc. / IS Area)
Curve type: 2nd Order, Origin: Include, Weighting: 1/x, Axis trans: None

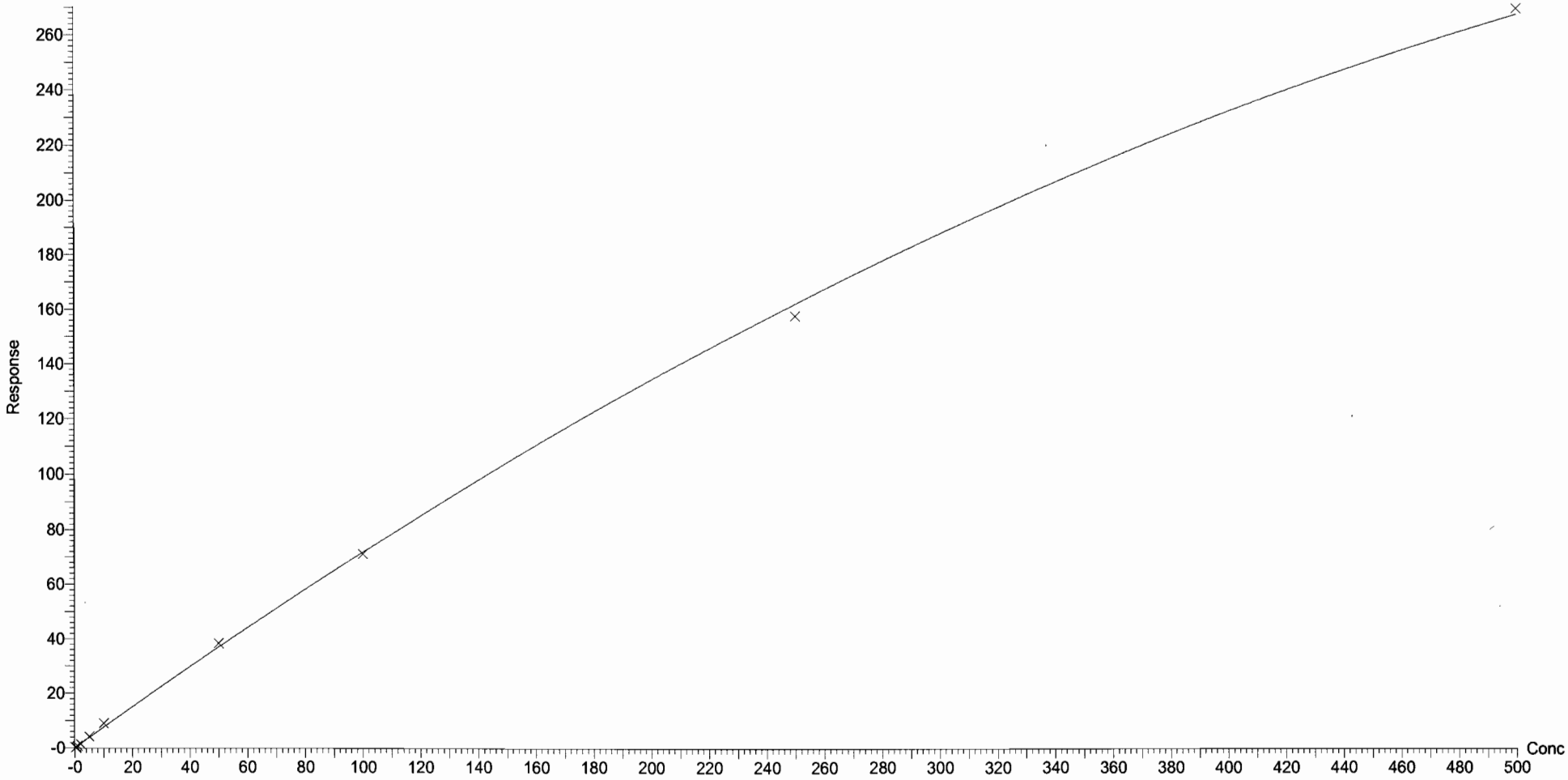

Dataset: F:\Projects\PFAS.PRO\Results\180129M1\180129M1-CRV.qld

Last Altered: Tuesday, January 30, 2018 08:15:32 Pacific Standard Time
Printed: Tuesday, January 30, 2018 08:16:23 Pacific Standard Time

Compound name: N-MeFOSE
Coefficient of Determination: R^2 = 0.993408
Calibration curve: -6.08443e-005 * x^2 + 1.03209 * x + 0.492632
Response type: Internal Std (Ref 52), Area * (IS Conc. / IS Area)
Curve type: 2nd Order, Origin: Exclude, Weighting: 1/x, Axis trans: None

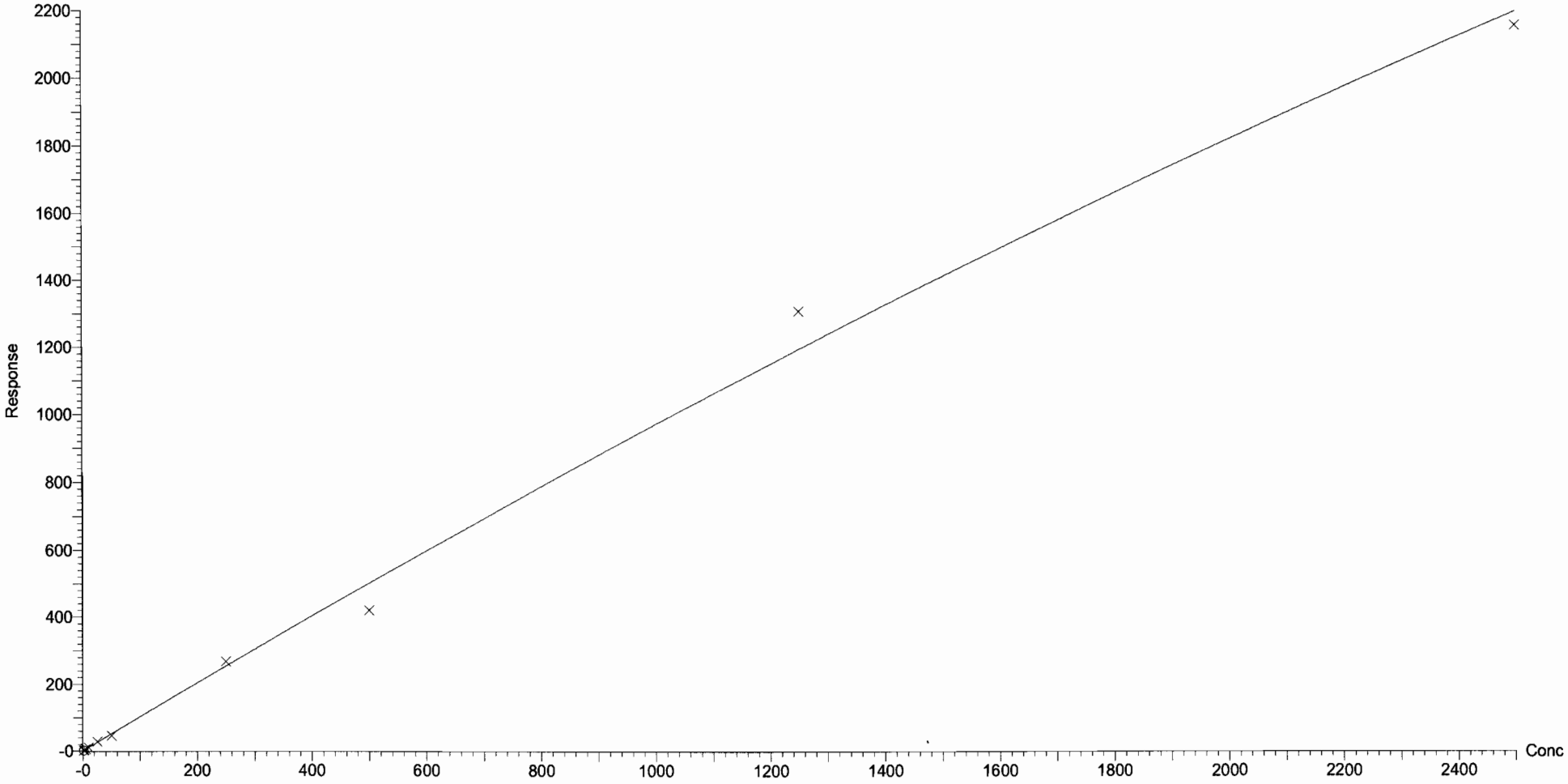

Vista Analytical Laboratory Q1

Dataset: F:\Projects\PFAS.PRO\Results\180129M1\180129M1-CRV.qld

Last Altered: Tuesday, January 30, 2018 08:15:32 Pacific Standard Time
Printed: Tuesday, January 30, 2018 08:16:23 Pacific Standard Time

Compound name: N-EtFOSE
Correlation coefficient: r = 0.998290, r^2 = 0.996584
Calibration curve: 1.19143 * x + 0.336851
Response type: Internal Std (Ref 53), Area * (IS Conc. / IS Area)
Curve type: Linear, Origin: Exclude, Weighting: 1/x, Axis trans: None

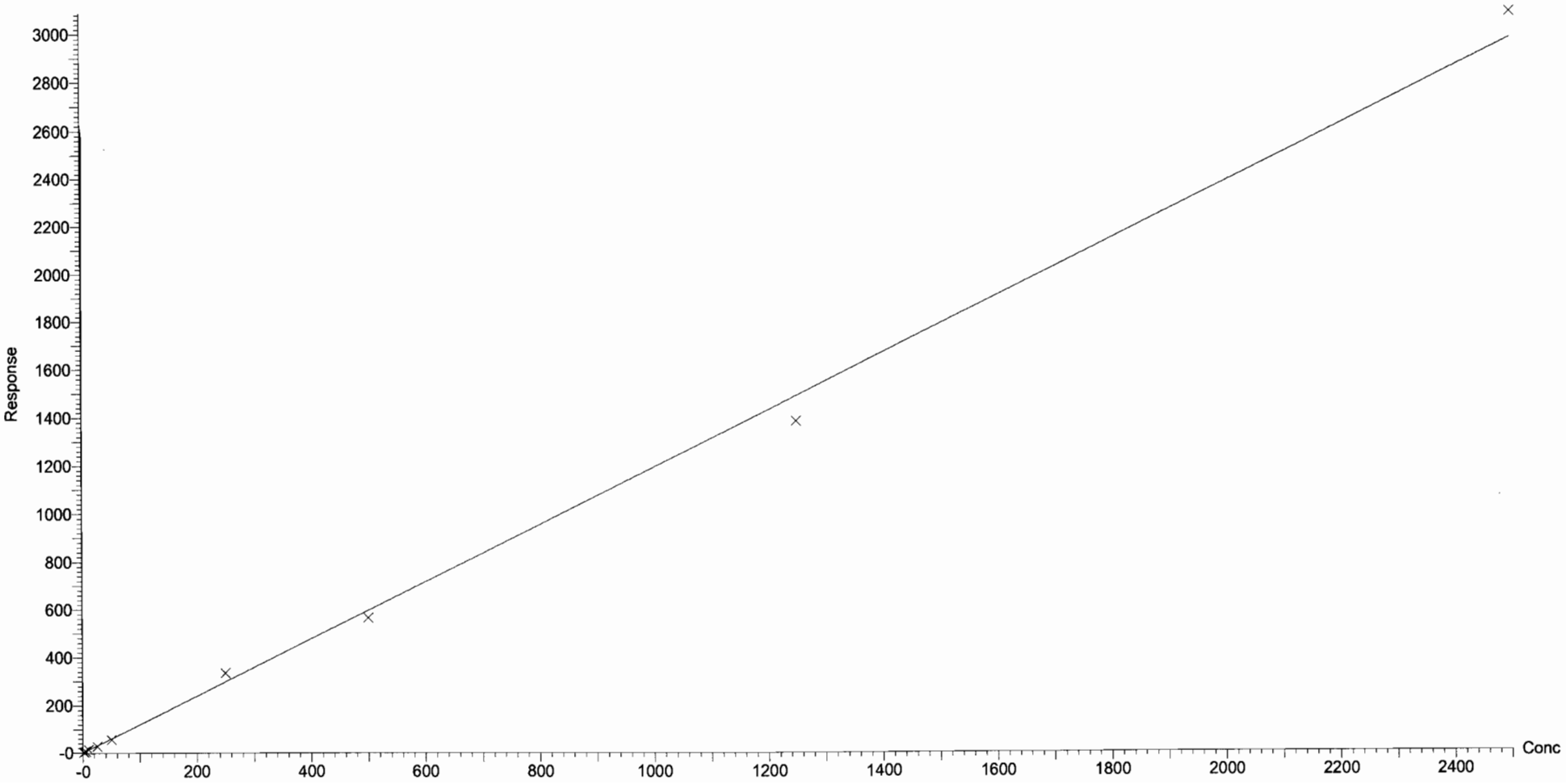

Vista Analytical Laboratory

Dataset: F:\Projects\PFAS.PRO\Results\180129M1\180129M1-CRV.qld

Last Altered: Tuesday, January 30, 2018 08:01:26 Pacific Standard Time
Printed: Tuesday, January 30, 2018 08:02:30 Pacific Standard Time

Method: F:\Projects\PFAS.PRO\MethDB\PFAS_FULL_80C_012518.mdb 26 Jan 2018 09:01:53
Calibration: F:\Projects\PFAS.PRO\CurveDB\C18_VAL-PFAS_Q4_01-29-18-FULL.cdb 30 Jan 2018 08:01:26

Name: 180129M1_2, Date: 29-Jan-2018, Time: 10:27:35, ID: ST180129M1-1 PFC CS-2 18A1904, Description: PFC CS-2 18A1904

PFBA

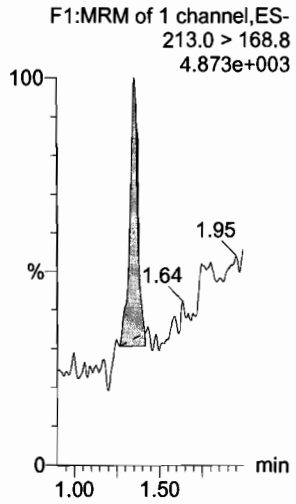

PFPeA



PFBS

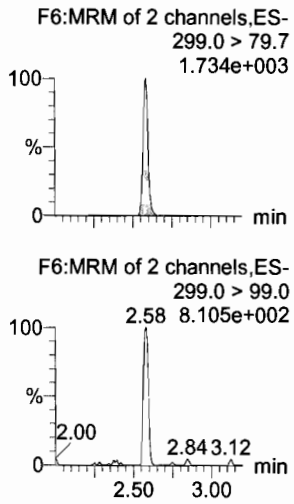

PFHxA

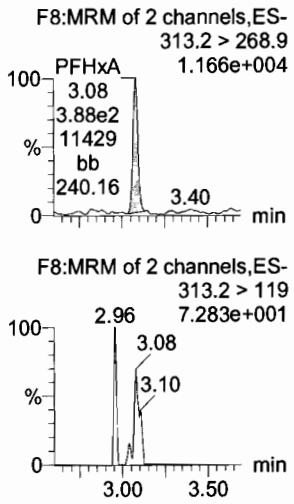

PFHpA

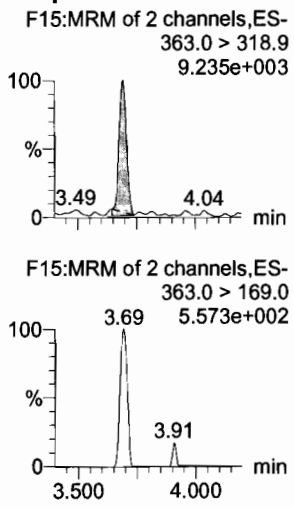

L-PFHxS

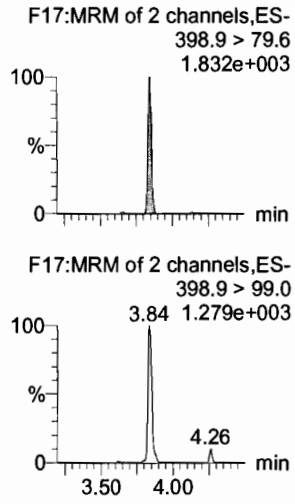

13C3-PFBA

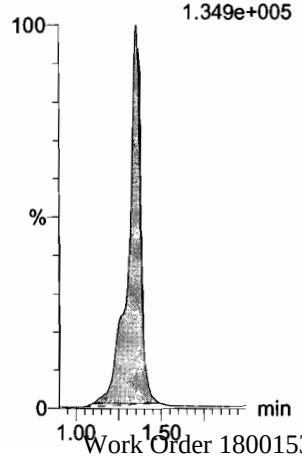

13C3-PFPeA

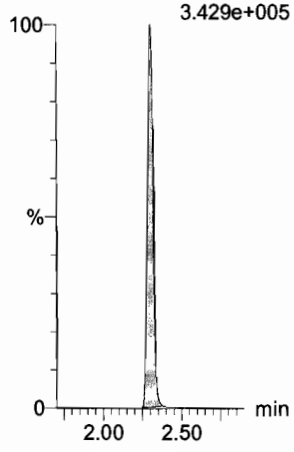

13C3-PFBS

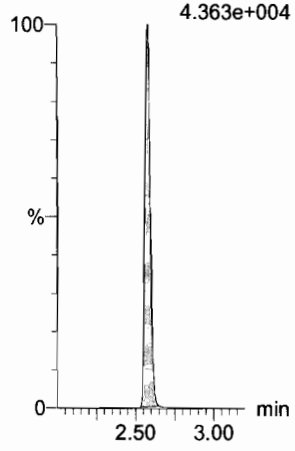

13C2-PFHxA

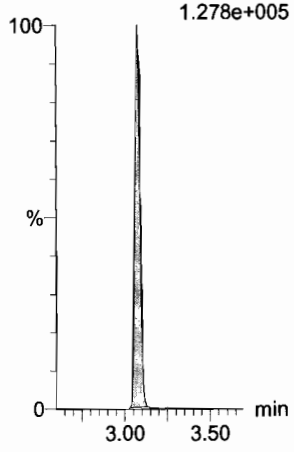

13C4-PFHpA

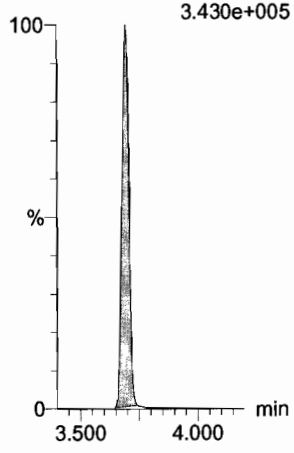

18O2-PFHxS



Dataset: F:\Projects\PFAS.PRO\Results\180129M1\180129M1-CRV.qld

Last Altered: Tuesday, January 30, 2018 08:01:26 Pacific Standard Time
Printed: Tuesday, January 30, 2018 08:02:30 Pacific Standard Time

Name: 180129M1_2, Date: 29-Jan-2018, Time: 10:27:35, ID: ST180129M1-1 PFC CS-2 18A1904, Description: PFC CS-2 18A1904

6:2 FTS

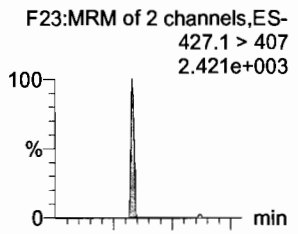

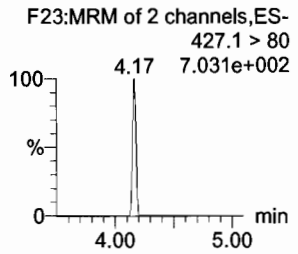

L-PFOA

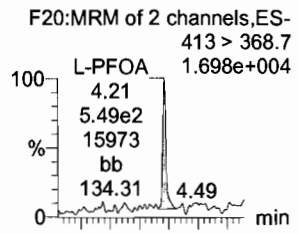

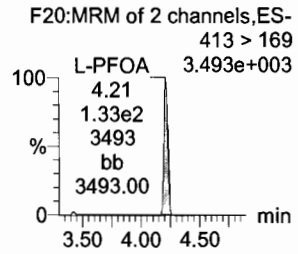

PFHpS

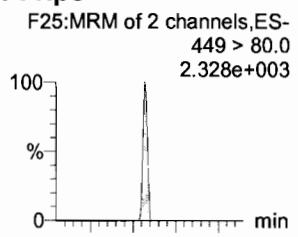

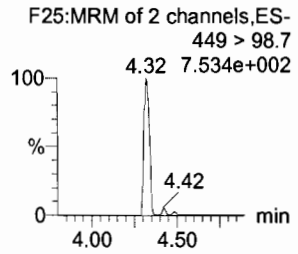

PFNA

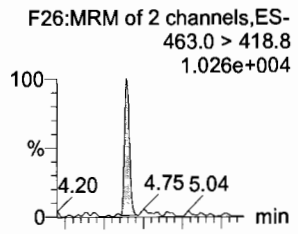

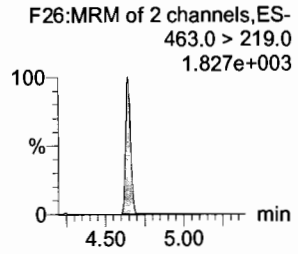

PFOSA

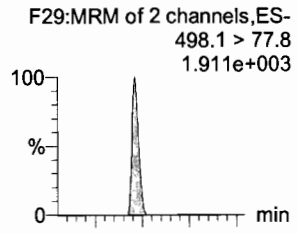

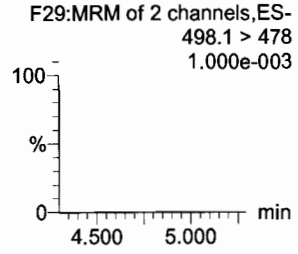

L-PFOS

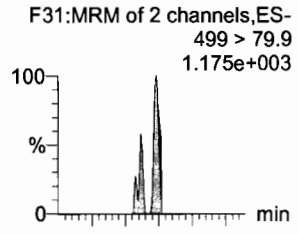

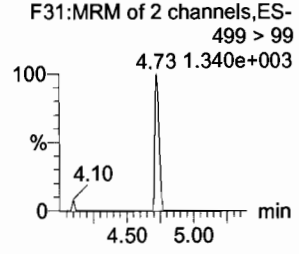

13C2-6:2 FTS

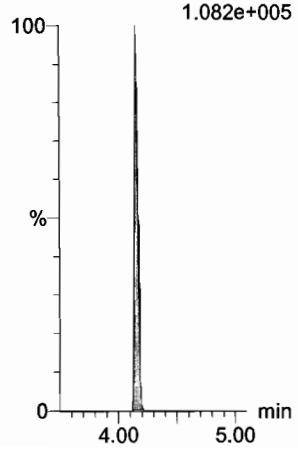

13C2-PFOA

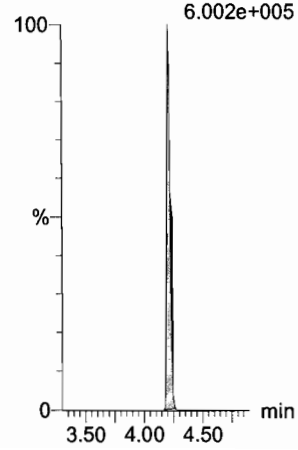

13C3-PFBS



13C5-PFNA

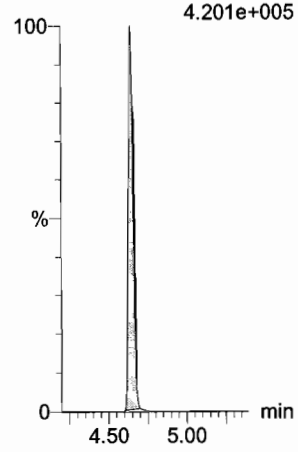

13C8-PFOSA

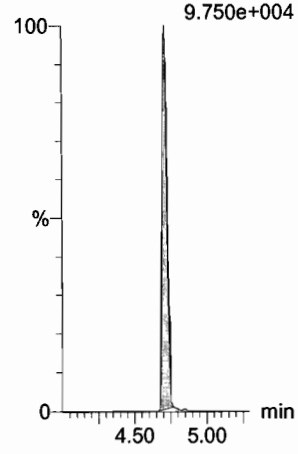

13C8-PFOS

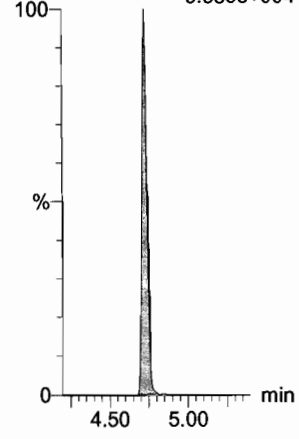

Dataset: F:\Projects\PFAS.PRO\Results\180129M1\180129M1-CRV.qld

Last Altered: Tuesday, January 30, 2018 08:01:26 Pacific Standard Time
Printed: Tuesday, January 30, 2018 08:02:30 Pacific Standard Time

Name: 180129M1_2, Date: 29-Jan-2018, Time: 10:27:35, ID: ST180129M1-1 PFC CS-2 18A1904, Description: PFC CS-2 18A1904

PFDA

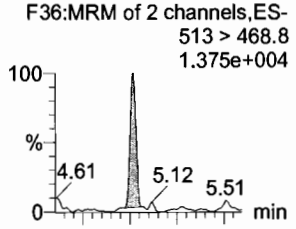

8:2 FTS

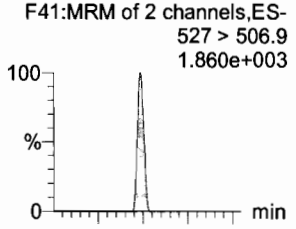

N-MeFOSAA

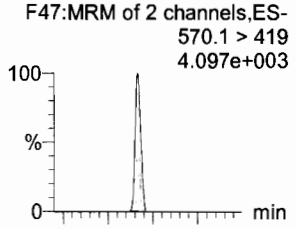

N-EtFOSAA

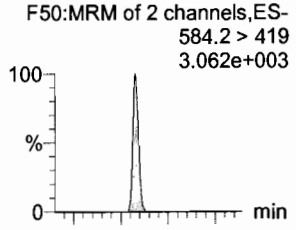

PFUdA

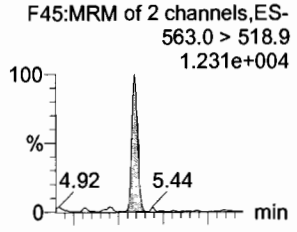

PFDS

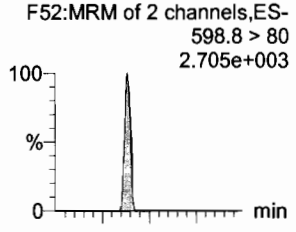

13C2-PFDA



13C2-8:2 FTS

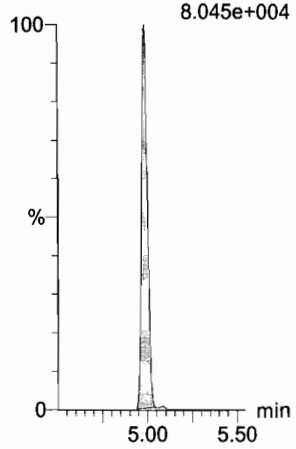

d3-N-MeFOSAA



d5-N-EtFOSAA

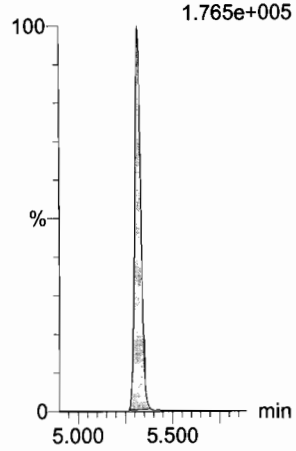

13C2-PFUdA

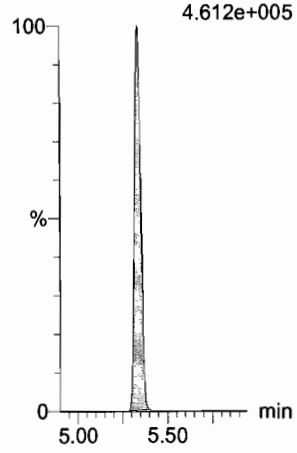

13C2-PFUdA



Dataset: F:\Projects\PFAS.PRO\Results\180129M1\180129M1-CRV.qld

Last Altered: Tuesday, January 30, 2018 08:01:26 Pacific Standard Time
Printed: Tuesday, January 30, 2018 08:02:30 Pacific Standard Time

Name: 180129M1_2, Date: 29-Jan-2018, Time: 10:27:35, ID: ST180129M1-1 PFC CS-2 18A1904, Description: PFC CS-2 18A1904

PFDoA
F53:MRM of 4 channels,ES-
612.9 > 569.0
1.143e+004



F53:MRM of 4 channels,ES-
612.9 > 318.8
5.62 1.514e+003

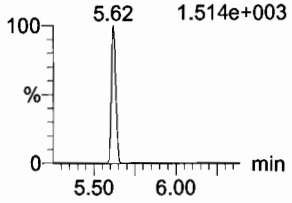

N-MeFOSA
F35:MRM of 2 channels,ES-
512.1 > 168.9
4.157e+003

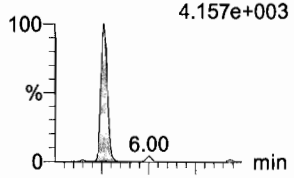

F35:MRM of 2 channels,ES-
512.1 > 219
3.078e+003

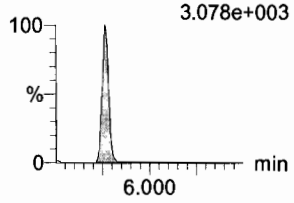

PFTrDA
F59:MRM of 2 channels,ES-
662.9 > 618.9
1.440e+004

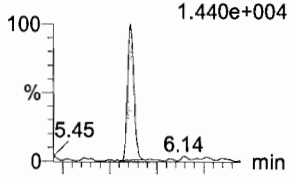

F59:MRM of 2 channels,ES-
662.9 > 319
5.86 4.654e+002

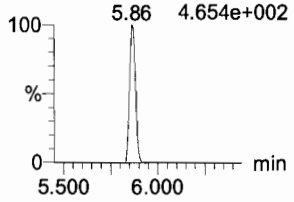

PFTeDA
F60:MRM of 2 channels,ES-
712.9 > 668.8
1.007e+004



F60:MRM of 2 channels,ES-
712.9 > 369
6.09 1.200e+003

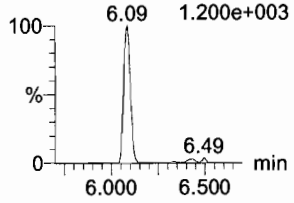

N-EtFOSA
F40:MRM of 2 channels,ES-
526.1 > 168.9
6.517e+003

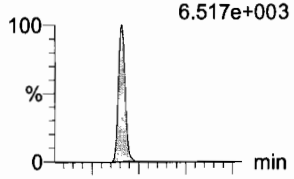

F40:MRM of 2 channels,ES-
526.1 > 219
4.190e+003

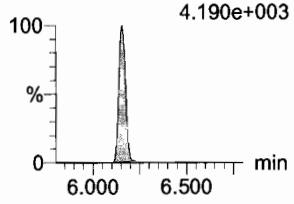

PFHxDA
F62:MRM of 2 channels,ES-
813.1 > 768.6
6.035e+003

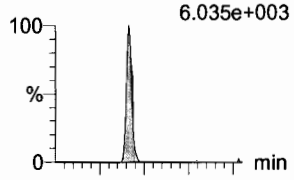

F62:MRM of 2 channels,ES-
813.1 > 219
6.42 3.725e+002

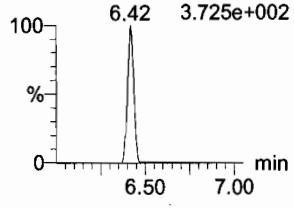

13C2-PFDoA
F54:MRM of 2 channels,ES-
615.0 > 569.7
4.491e+005

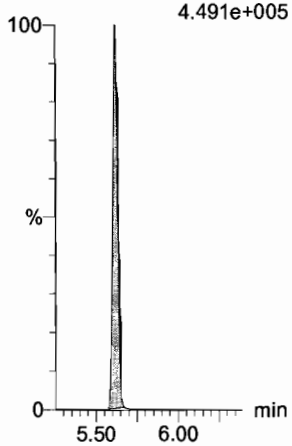

d3-N-MeFOSA
F38:MRM of 1 channel,ES-
515.2 > 168.9
4.682e+005



13C2-PFTeDA
F61:MRM of 2 channels,ES-
714.8 > 669.6
1.605e+005

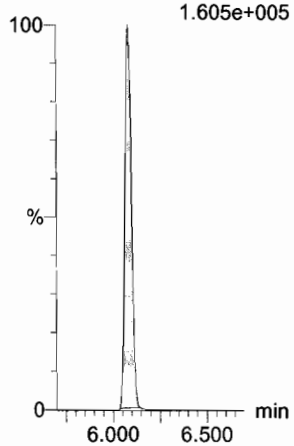

13C2-PFTeDA
F61:MRM of 2 channels,ES-
714.8 > 669.6
1.605e+005



d5-N-ETFOSA
F43:MRM of 1 channel,ES-
531.1 > 168.9
7.319e+005

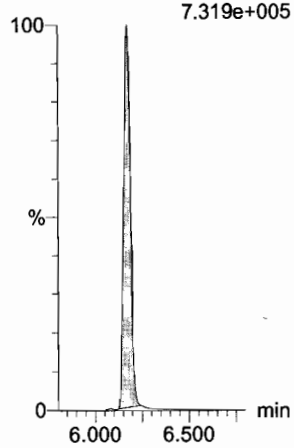

13C2-PFHxDA
F63:MRM of 1 channel,ES-
815 > 769.7
1.344e+005

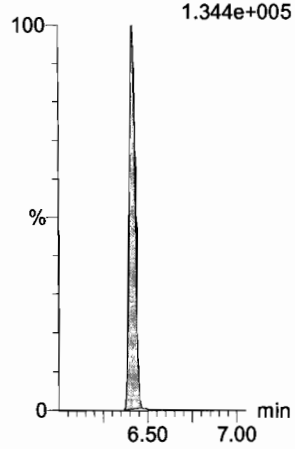

Dataset: F:\Projects\PFAS.PRO\Results\180129M1\180129M1-CRV.qld

Last Altered: Tuesday, January 30, 2018 08:01:26 Pacific Standard Time
Printed: Tuesday, January 30, 2018 08:02:30 Pacific Standard Time

Name: 180129M1_2, Date: 29-Jan-2018, Time: 10:27:35, ID: ST180129M1-1 PFC CS-2 18A1904, Description: PFC CS-2 18A1904

PFODA
F64:MRM of 1 channel,ES-
913.1 > 868.8
7.300e+003



N-MeFOSE
F55:MRM of 1 channel,ES-
616.1 > 58.9
5.195e+003



N-EtFOSE
F57:MRM of 1 channel,ES-
630.1 > 58.9
6.991e+003

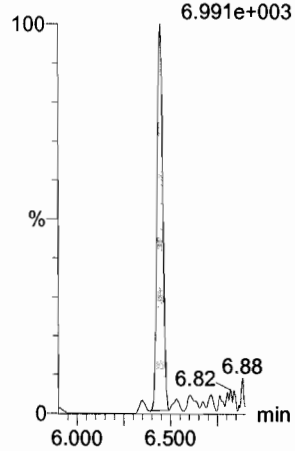

13C4-PFBA
F3:MRM of 1 channel,ES-
217. > 171.8
1.556e+005

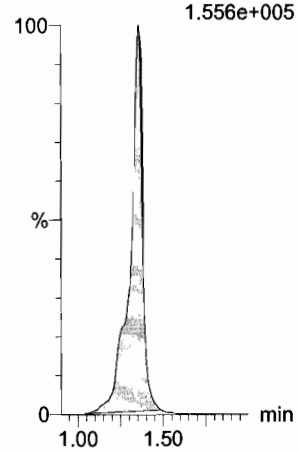

13C5-PFHxA
F10:MRM of 1 channel,ES-
318 > 272.9
4.484e+005

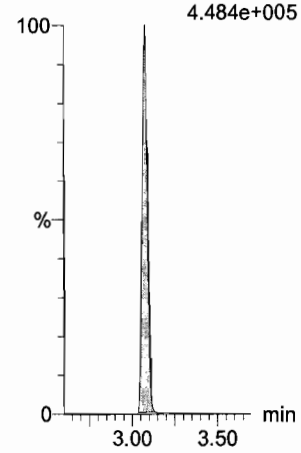

13C3-PFHxS
F18:MRM of 1 channel,ES-
401.9 > 79.9
1.374e+005



13C2-PFHxDA
F63:MRM of 1 channel,ES-
815 > 769.7
1.344e+005

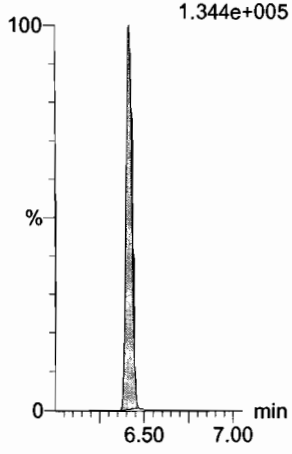

d7-N-MeFOSE
F56:MRM of 1 channel,ES-
623.1 > 58.9
5.633e+005



d9-N-EtFOSE
F58:MRM of 1 channel,ES-
639.2 > 58.8
5.918e+005

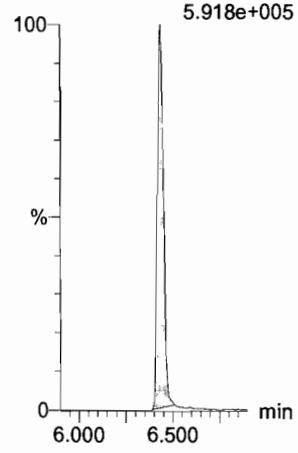

13C8-PFOA
F22:MRM of 1 channel,ES-
421.3 > 376
4.579e+005

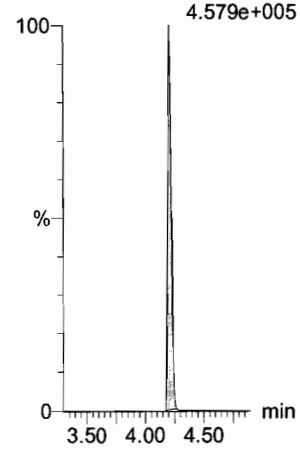

13C9-PFNA
F28:MRM of 1 channel,ES-
472.2 > 426.9
3.358e+005

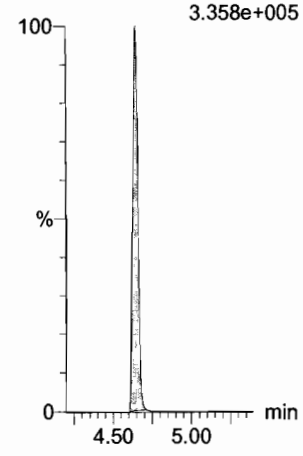

13C4-PFOS
F32:MRM of 1 channel,ES-
503 > 79.9
9.980e+004

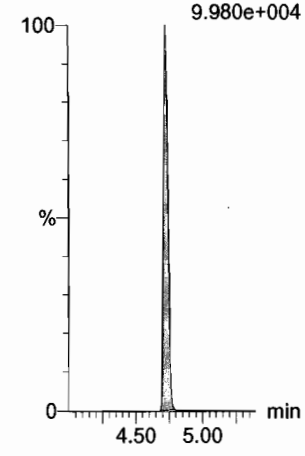

Dataset: F:\Projects\PFAS.PRO\Results\180129M1\180129M1-CRV.qld

Last Altered: Tuesday, January 30, 2018 08:01:26 Pacific Standard Time
Printed: Tuesday, January 30, 2018 08:02:30 Pacific Standard Time

Name: 180129M1_2, Date: 29-Jan-2018, Time: 10:27:35, ID: ST180129M1-1 PFC CS-2 18A1904, Description: PFC CS-2 18A1904

13C6-PFDA

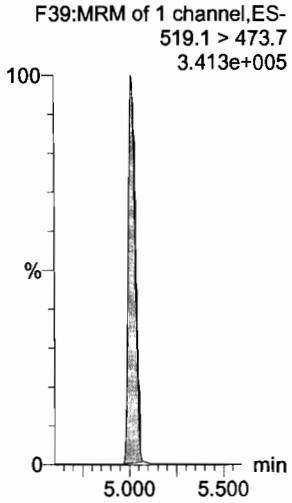

13C7-PFUdA

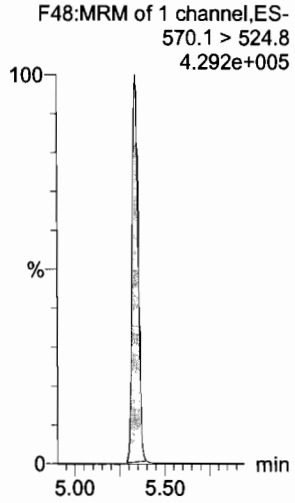

Dataset: F:\Projects\PFAS.PRO\Results\180129M1\180129M1-CRV.qld

Last Altered: Tuesday, January 30, 2018 08:01:26 Pacific Standard Time
Printed: Tuesday, January 30, 2018 08:02:30 Pacific Standard Time

Name: 180129M1_3, Date: 29-Jan-2018, Time: 10:39:02, ID: ST180129M1-2 PFC CS-1 18A1905, Description: PFC CS-1 18A1905

PFBA

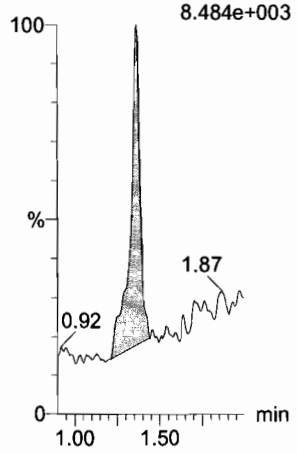

PFPeA

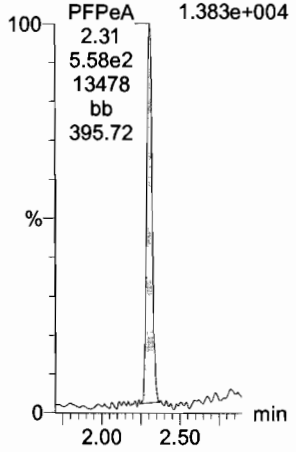

PFBS

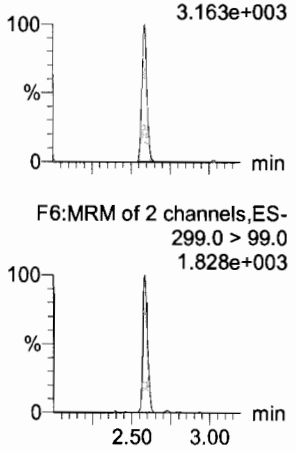

PFHxA

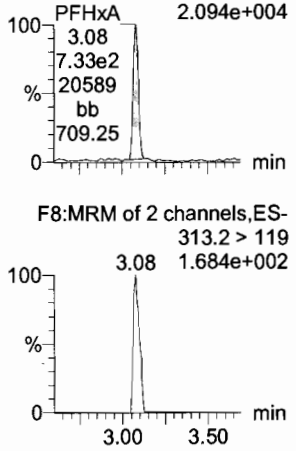

PFHpA

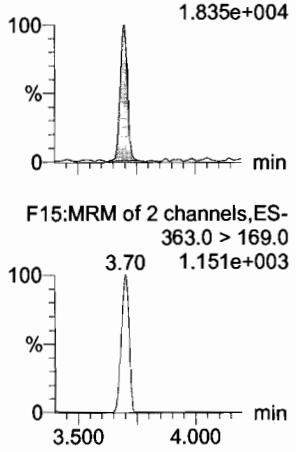

L-PFHxS

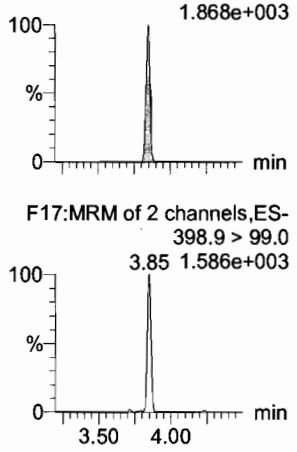

13C3-PFBA

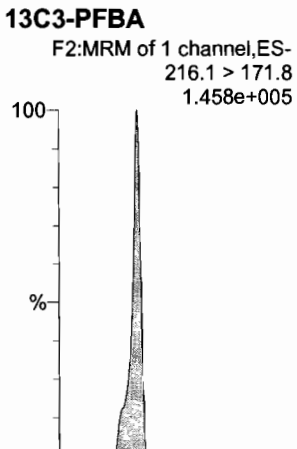

13C3-PFPeA

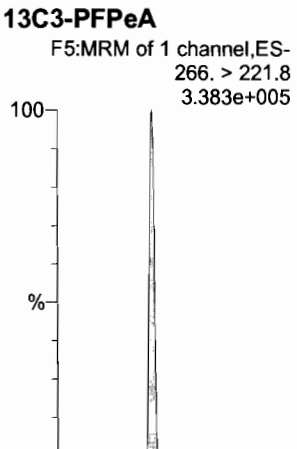

13C3-PFBS

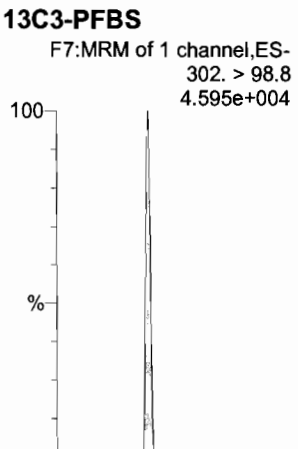

13C2-PFHxA

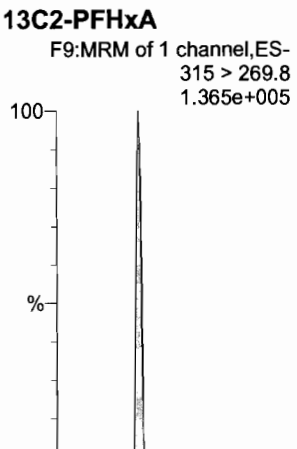

13C4-PFHpA

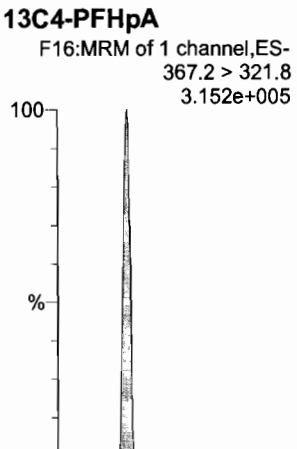

18O2-PFHxS

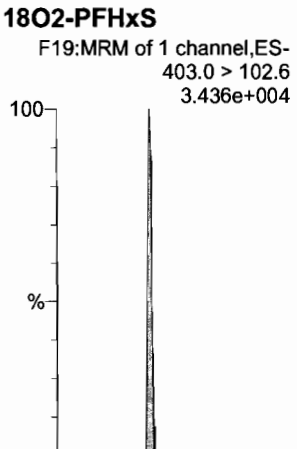

Dataset: F:\Projects\PFAS.PRO\Results\180129M1\180129M1-CRV.qld

Last Altered: Tuesday, January 30, 2018 08:01:26 Pacific Standard Time
Printed: Tuesday, January 30, 2018 08:02:30 Pacific Standard Time

Name: 180129M1_3, Date: 29-Jan-2018, Time: 10:39:02, ID: ST180129M1-2 PFC CS-1 18A1905, Description: PFC CS-1 18A1905

6:2 FTS

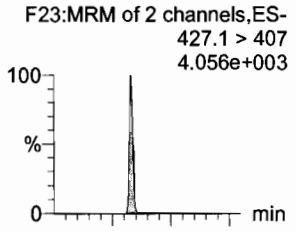

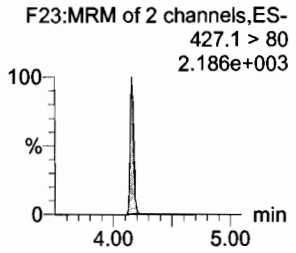

L-PFOA

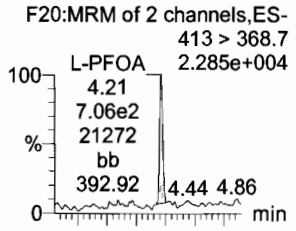

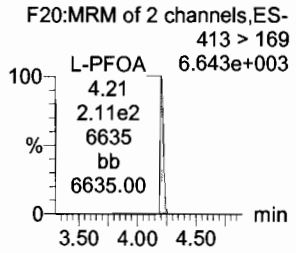

PFHpS

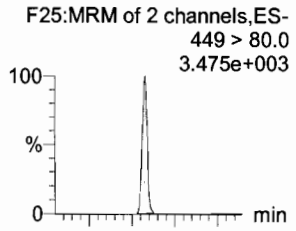

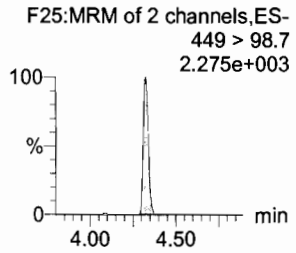

PFNA

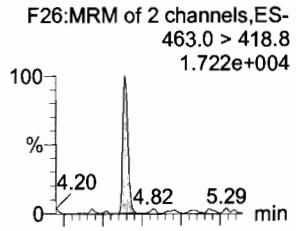

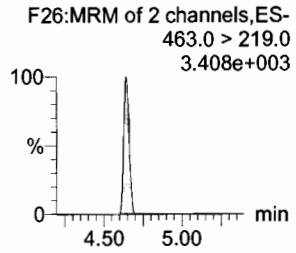

PFOSA

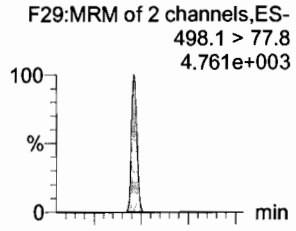

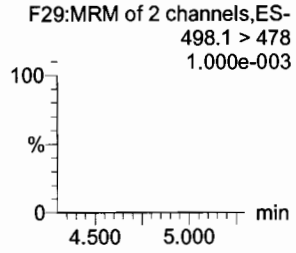

L-PFOS

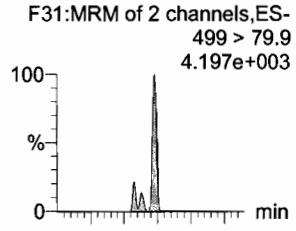

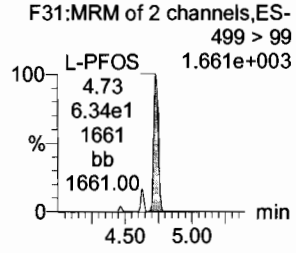

13C2-6:2 FTS

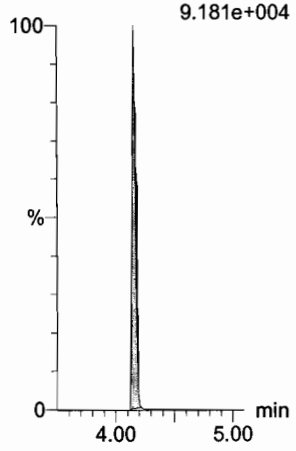

13C2-PFOA

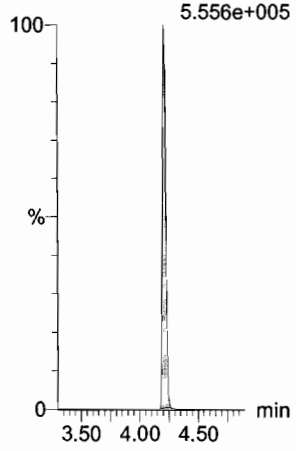

13C3-PFBS

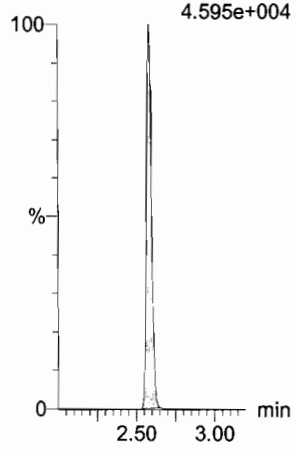

13C5-PFNA

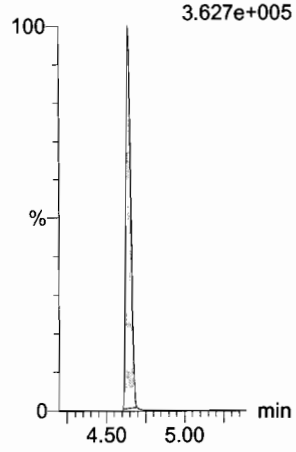

13C8-PFOSA

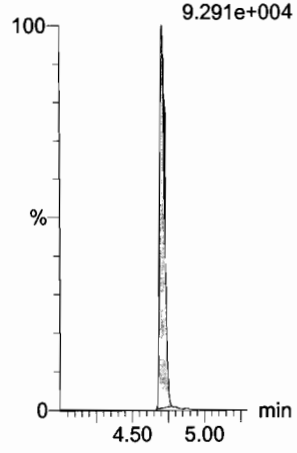

13C8-PFOS

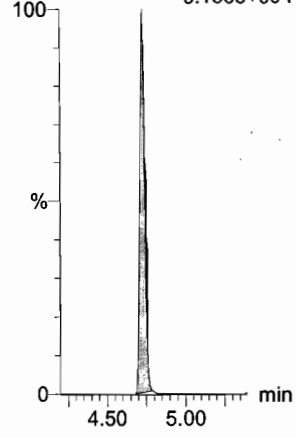

Dataset: F:\Projects\PFAS.PRO\Results\180129M1\180129M1-CRV.qld

Last Altered: Tuesday, January 30, 2018 08:01:26 Pacific Standard Time
Printed: Tuesday, January 30, 2018 08:02:30 Pacific Standard Time

Name: 180129M1_3, Date: 29-Jan-2018, Time: 10:39:02, ID: ST180129M1-2 PFC CS-1 18A1905, Description: PFC CS-1 18A1905

PFDA

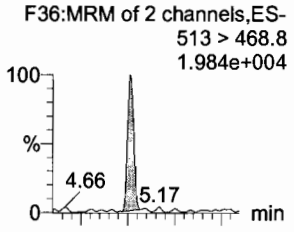

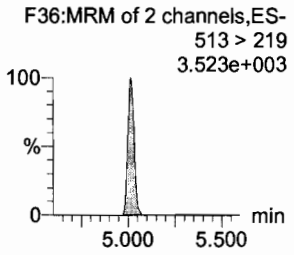

8:2 FTS

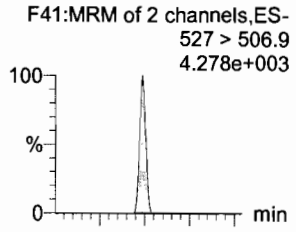

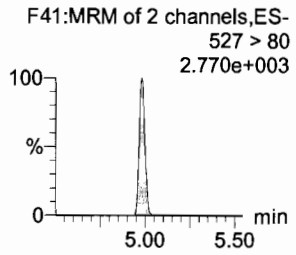

N-MeFOSAA

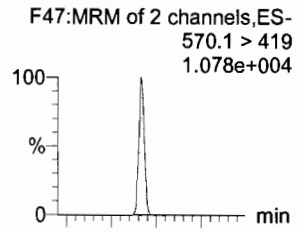

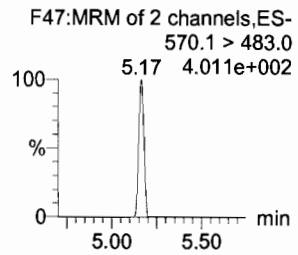

N-EtFOSAA

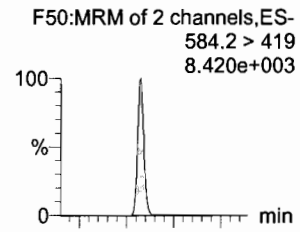

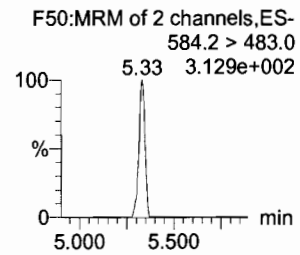

PFUdA

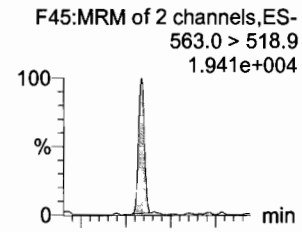

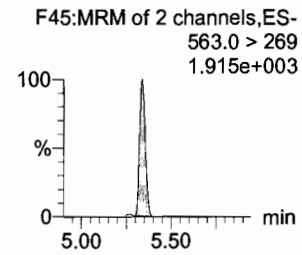

PFDS

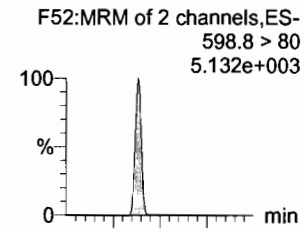

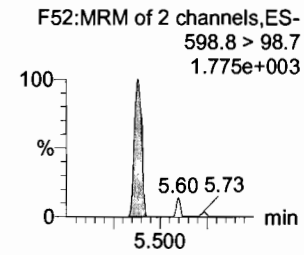

13C2-PFDA

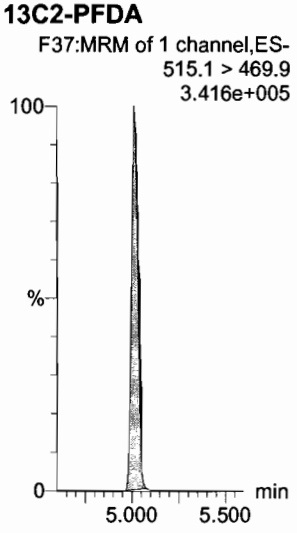

13C2-8:2 FTS



d3-N-MeFOSAA

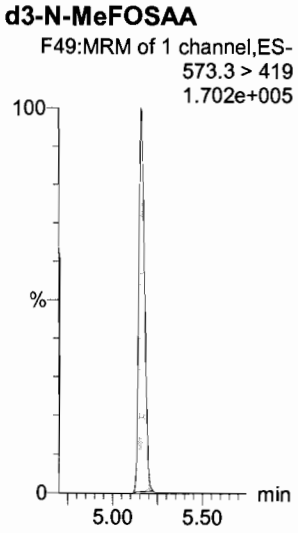

d5-N-EtFOSAA

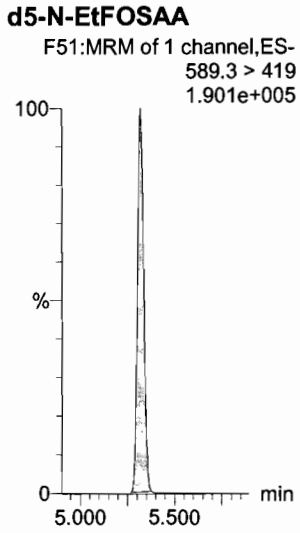

13C2-PFUdA



13C2-PFUdA

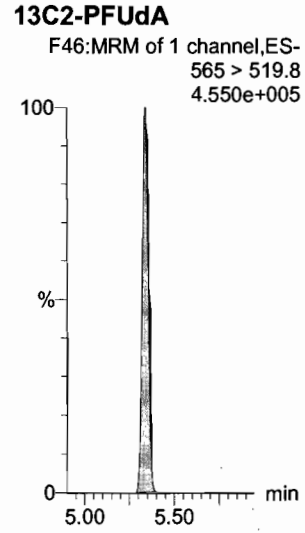

Dataset: F:\Projects\PFAS.PRO\Results\180129M1\180129M1-CRV.qld

Last Altered: Tuesday, January 30, 2018 08:01:26 Pacific Standard Time
Printed: Tuesday, January 30, 2018 08:02:30 Pacific Standard Time

Name: 180129M1_3, Date: 29-Jan-2018, Time: 10:39:02, ID: ST180129M1-2 PFC CS-1 18A1905, Description: PFC CS-1 18A1905

PFDoA
F53:MRM of 4 channels,ES-
612.9 > 569.0
2.154e+004
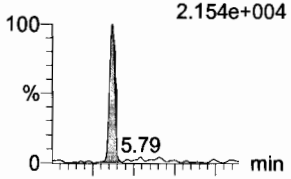

F53:MRM of 4 channels,ES-
612.9 > 318.8
2.745e+003
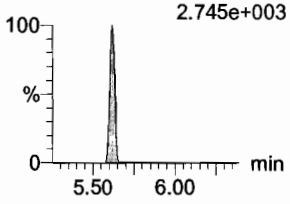

N-MeFOSA
F35:MRM of 2 channels,ES-
512.1 > 168.9
8.320e+003
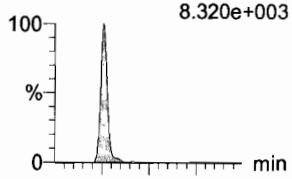

F35:MRM of 2 channels,ES-
512.1 > 219
7.031e+003
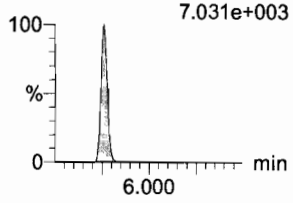

PFTrDA
F59:MRM of 2 channels,ES-
662.9 > 618.9
1.829e+004
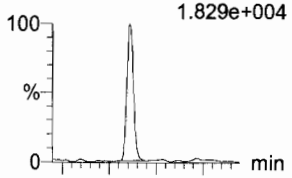

F59:MRM of 2 channels,ES-
662.9 > 319
5.86 4.535e+002
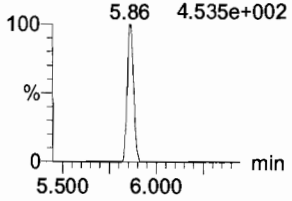

PFTeDA
F60:MRM of 2 channels,ES-
712.9 > 668.8
1.716e+004
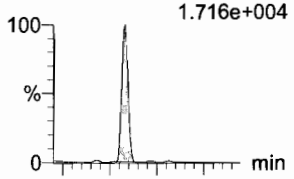

F60:MRM of 2 channels,ES-
712.9 > 369
6.08 1.338e+003
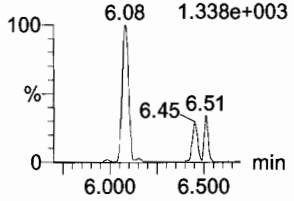

N-EtFOSA
F40:MRM of 2 channels,ES-
526.1 > 168.9
1.065e+004
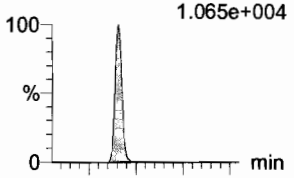

F40:MRM of 2 channels,ES-
526.1 > 219
7.757e+003
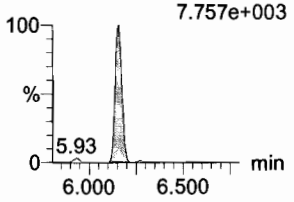

PFHxDA
F62:MRM of 2 channels,ES-
813.1 > 768.6
5.622e+003
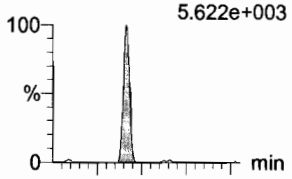

F62:MRM of 2 channels,ES-
813.1 > 219
6.41 4.924e+002
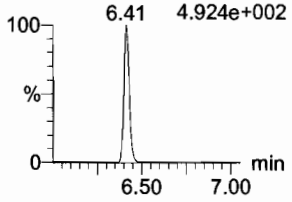

13C2-PFDoA
F54:MRM of 2 channels,ES-
615.0 > 569.7
4.336e+005


d3-N-MeFOSA
F38:MRM of 1 channel,ES-
515.2 > 168.9
4.805e+005
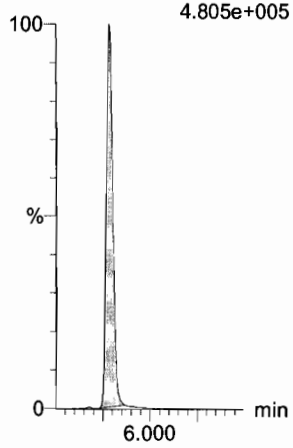

13C2-PFTeDA
F61:MRM of 2 channels,ES-
714.8 > 669.6
1.553e+005
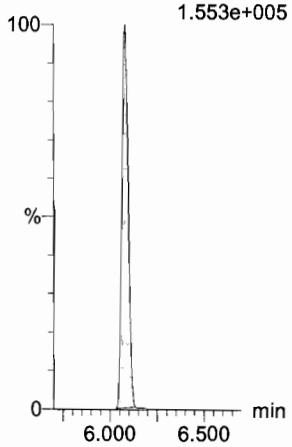

13C2-PFTeDA
F61:MRM of 2 channels,ES-
714.8 > 669.6
1.553e+005
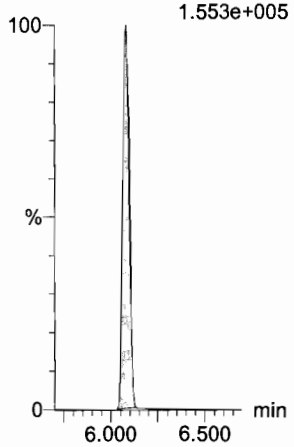

d5-N-ETFOSA
F43:MRM of 1 channel,ES-
531.1 > 168.9
7.160e+005
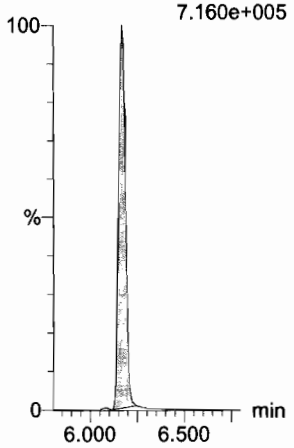

13C2-PFHxDA
F63:MRM of 1 channel,ES-
815 > 769.7
1.249e+005
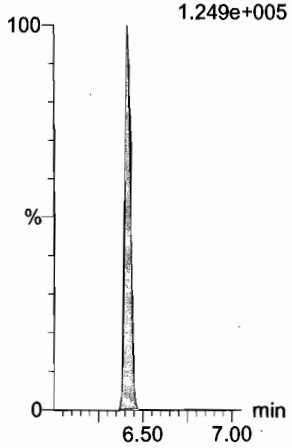

Dataset: F:\Projects\PFAS.PRO\Results\180129M1\180129M1-CRV.qld

Last Altered: Tuesday, January 30, 2018 08:01:26 Pacific Standard Time
Printed: Tuesday, January 30, 2018 08:02:30 Pacific Standard Time

Name: 180129M1_3, Date: 29-Jan-2018, Time: 10:39:02, ID: ST180129M1-2 PFC CS-1 18A1905, Description: PFC CS-1 18A1905

PFODA
F64:MRM of 1 channel,ES-
913.1 > 868.8
1.167e+004

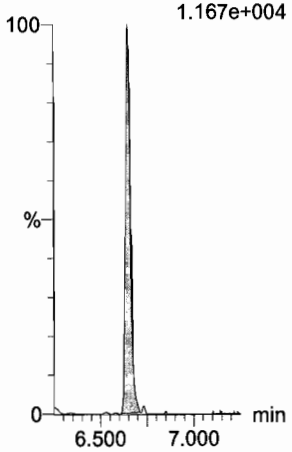

N-MeFOSE
F55:MRM of 1 channel,ES-
616.1 > 58.9
1.179e+004

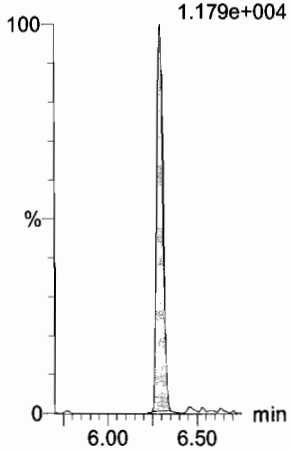

N-EtFOSE
F57:MRM of 1 channel,ES-
630.1 > 58.9
1.435e+004

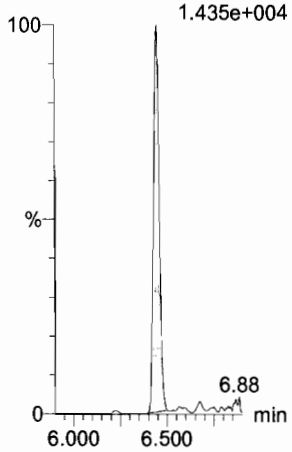

13C4-PFBA
F3:MRM of 1 channel,ES-
217. > 171.8
1.625e+005

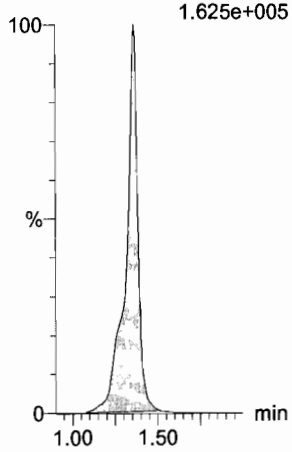

13C5-PFHxA
F10:MRM of 1 channel,ES-
318 > 272.9
5.126e+005

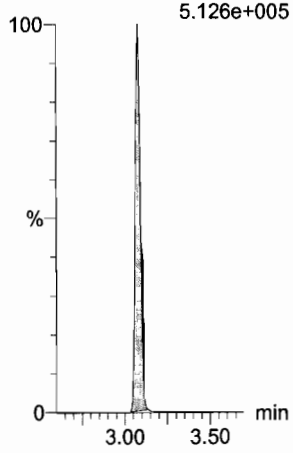

13C3-PFHxS
F18:MRM of 1 channel,ES-
401.9 > 79.9
1.117e+005



13C2-PFHxDA
F63:MRM of 1 channel,ES-
815 > 769.7
1.249e+005

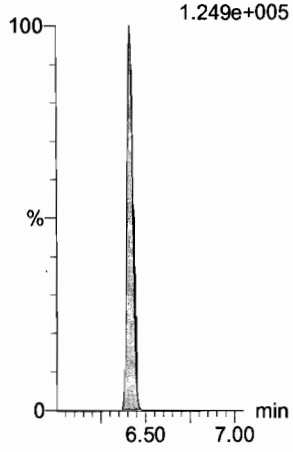

d7-N-MeFOSE
F56:MRM of 1 channel,ES-
623.1 > 58.9
4.474e+005



d9-N-EtFOSE
F58:MRM of 1 channel,ES-
639.2 > 58.8
4.879e+005

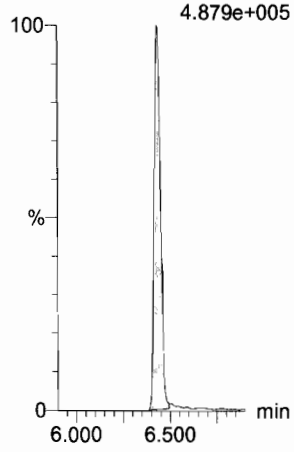

13C8-PFOA
F22:MRM of 1 channel,ES-
421.3 > 376
4.697e+005

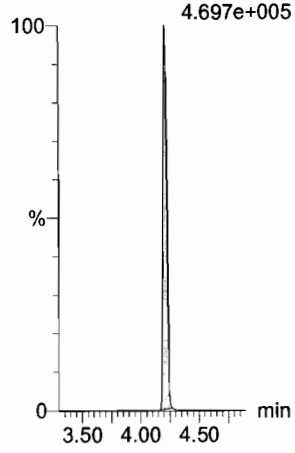

13C9-PFNA
F28:MRM of 1 channel,ES-
472.2 > 426.9
3.355e+005



13C4-PFOS
F32:MRM of 1 channel,ES-
503 > 79.9
9.729e+004



Dataset: F:\Projects\PFAS.PRO\Results\180129M1\180129M1-CRV.qld

Last Altered: Tuesday, January 30, 2018 08:01:26 Pacific Standard Time
Printed: Tuesday, January 30, 2018 08:02:30 Pacific Standard Time

Name: 180129M1_3, Date: 29-Jan-2018, Time: 10:39:02, ID: ST180129M1-2 PFC CS-1 18A1905, Description: PFC CS-1 18A1905

13C6-PFDA

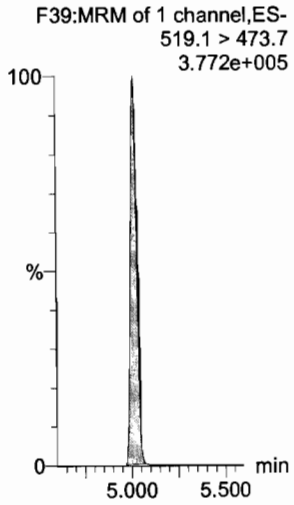

13C7-PFUdA

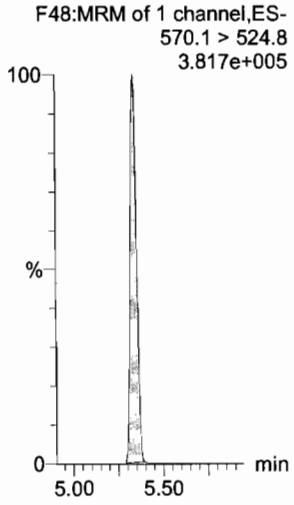

Dataset: F:\Projects\PFAS.PRO\Results\180129M1\180129M1-CRV.qld

Last Altered: Tuesday, January 30, 2018 08:01:26 Pacific Standard Time
Printed: Tuesday, January 30, 2018 08:02:30 Pacific Standard Time

Name: 180129M1_4, Date: 29-Jan-2018, Time: 10:50:31, ID: ST180129M1-3 PFC CS0 18A1906, Description: PFC CS0 18A1906

PFBA

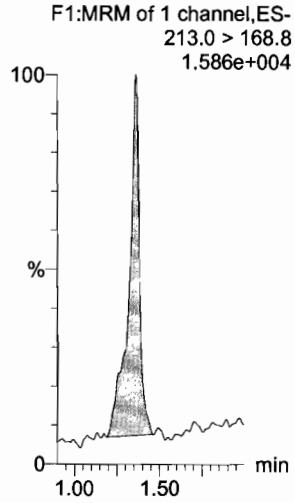

PFPeA



PFBS

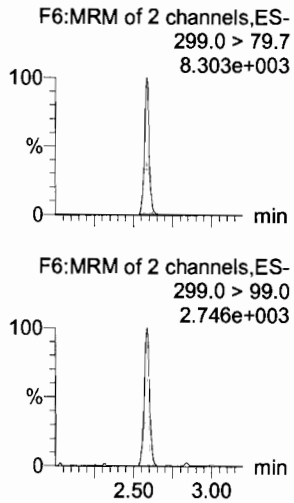

PFHxA

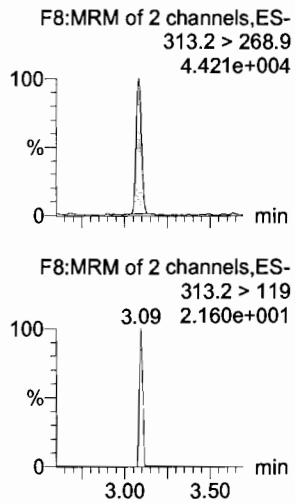

PFHpA

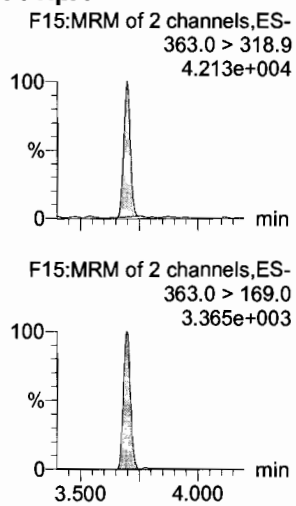

L-PFHxS

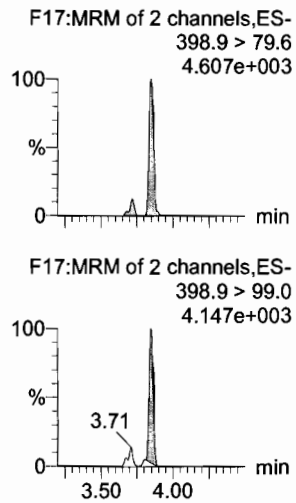

13C3-PFBA

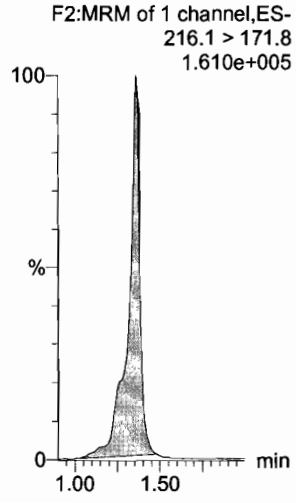

13C3-PFPeA



13C3-PFBS

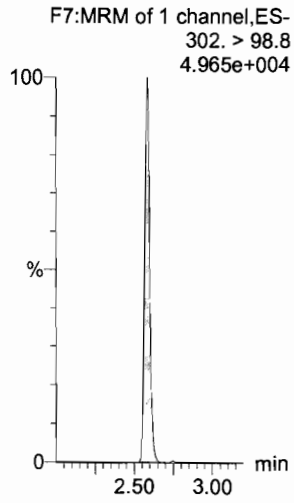

13C2-PFHxA



13C4-PFHpA

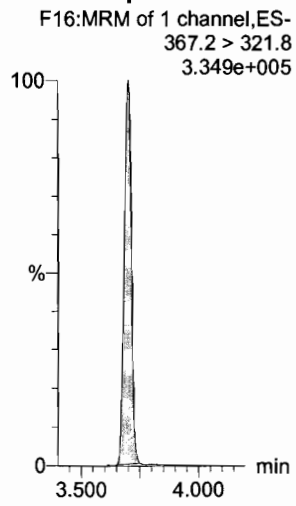

18O2-PFHxS



Dataset: F:\Projects\PFAS.PRO\Results\180129M1\180129M1-CRV.qld

Last Altered: Tuesday, January 30, 2018 08:01:26 Pacific Standard Time
Printed: Tuesday, January 30, 2018 08:02:30 Pacific Standard Time

Name: 180129M1_4, Date: 29-Jan-2018, Time: 10:50:31, ID: ST180129M1-3 PFC CS0 18A1906, Description: PFC CS0 18A1906

6:2 FTS

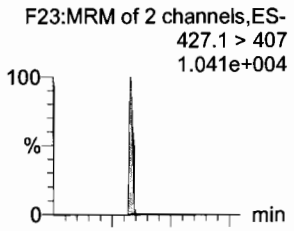

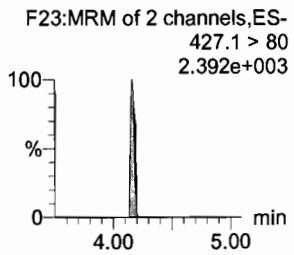

L-PFOA

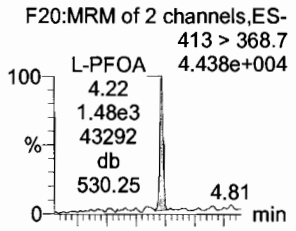

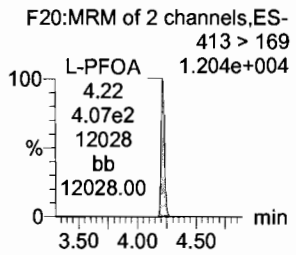

PFHpS

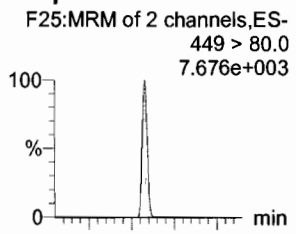

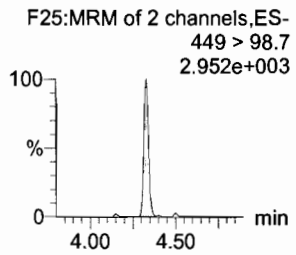

PFNA

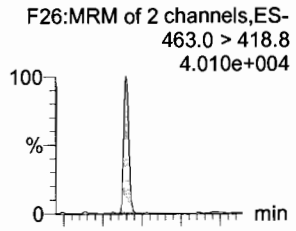

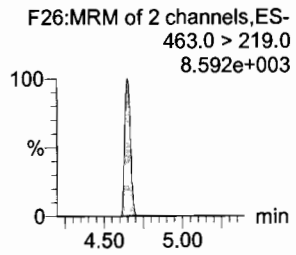

PFOSA

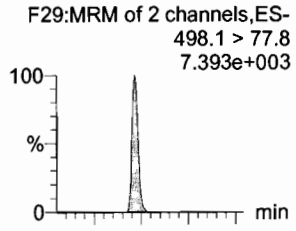

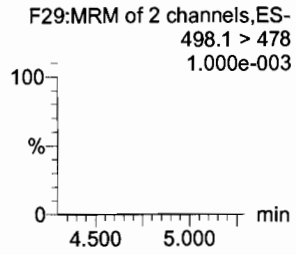

L-PFOS

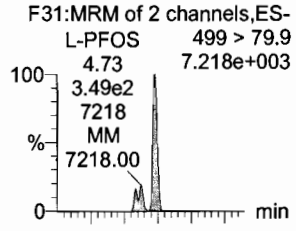

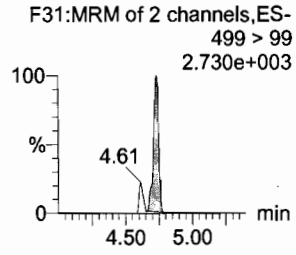

13C2-6:2 FTS



13C2-PFOA

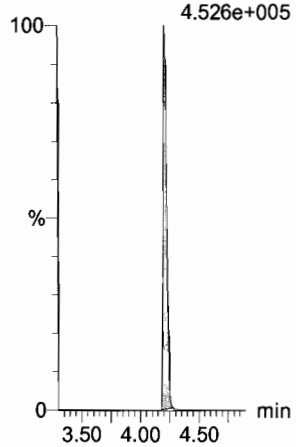

13C3-PFBS

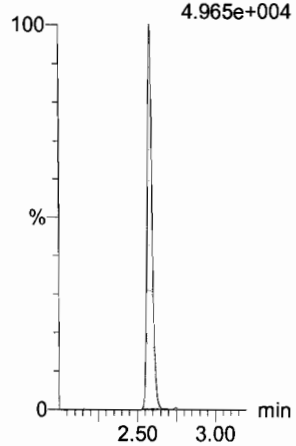

13C5-PFNA

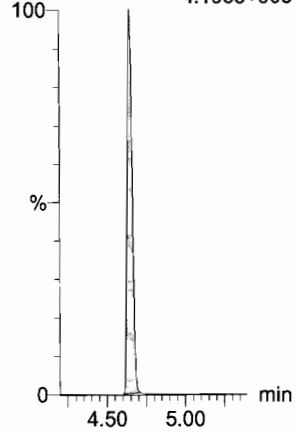

13C8-PFOSA

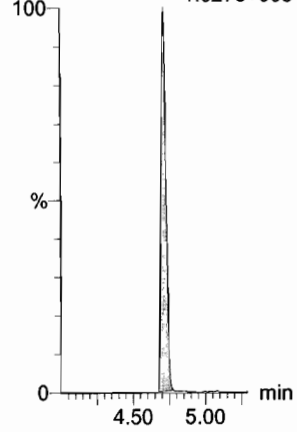

13C8-PFOS

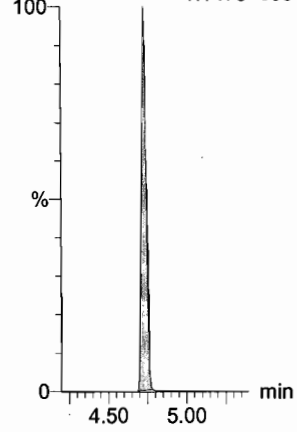

Dataset: F:\Projects\PFAS.PRO\Results\180129M1\180129M1-CRV.qld

Last Altered: Tuesday, January 30, 2018 08:01:26 Pacific Standard Time
Printed: Tuesday, January 30, 2018 08:02:30 Pacific Standard Time

Name: 180129M1_4, Date: 29-Jan-2018, Time: 10:50:31, ID: ST180129M1-3 PFC CS0 18A1906, Description: PFC CS0 18A1906

PFDA

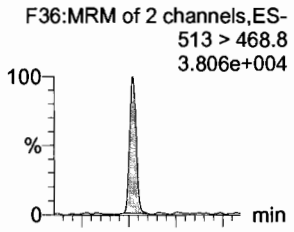

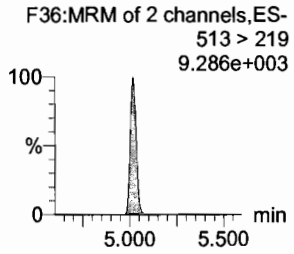

8:2 FTS

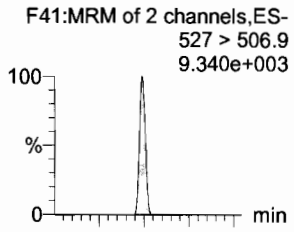

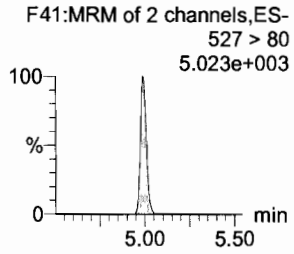

N-MeFOSAA

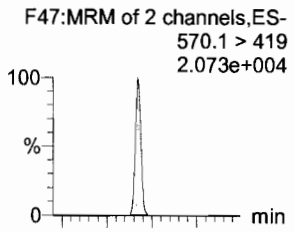

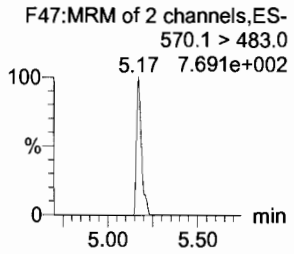

N-EtFOSAA

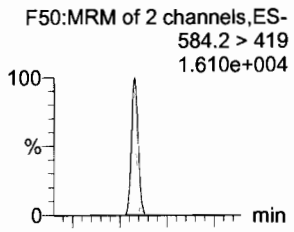

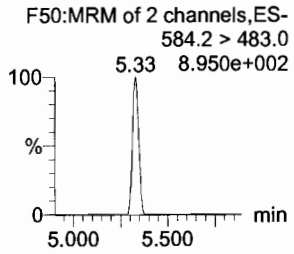

PFUdA

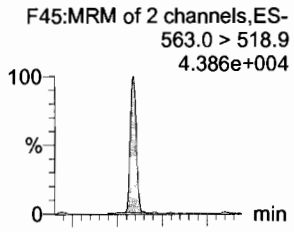

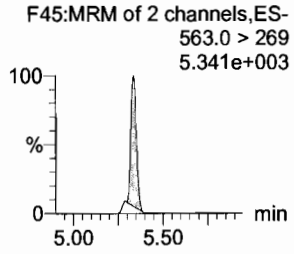

PFDS

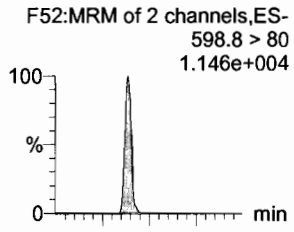

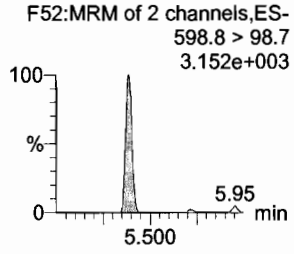

13C2-PFDA

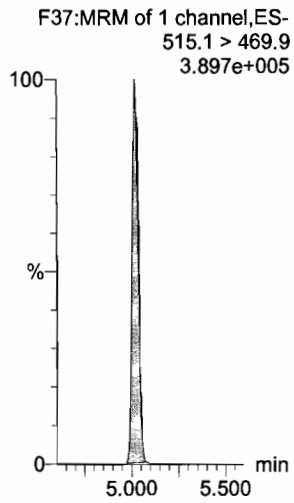

13C2-8:2 FTS

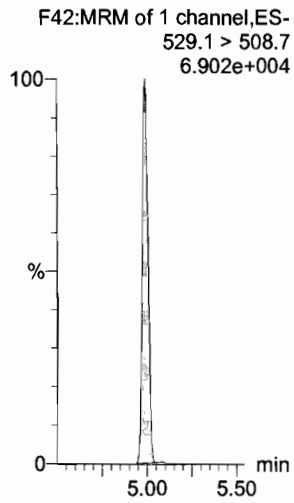

d3-N-MeFOSAA

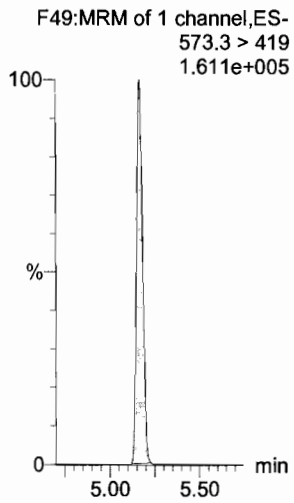

d5-N-EtFOSAA

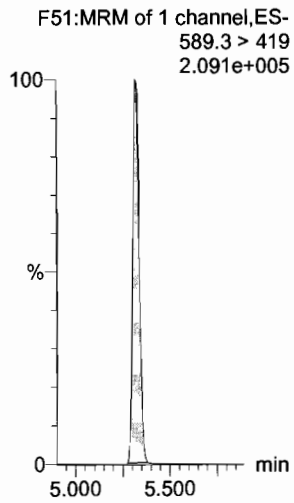

13C2-PFUdA

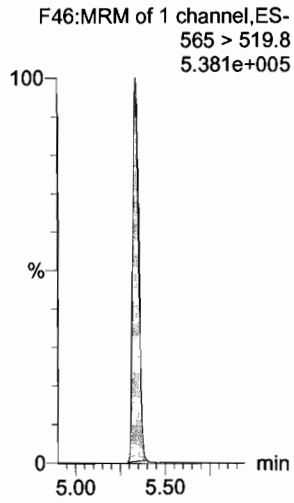

13C2-PFUdA



Dataset: F:\Projects\PFAS.PRO\Results\180129M1\180129M1-CRV.qld

Last Altered: Tuesday, January 30, 2018 08:01:26 Pacific Standard Time
Printed: Tuesday, January 30, 2018 08:02:30 Pacific Standard Time

Name: 180129M1_4, Date: 29-Jan-2018, Time: 10:50:31, ID: ST180129M1-3 PFC CS0 18A1906, Description: PFC CS0 18A1906

PFDoA
F53:MRM of 4 channels,ES-
612.9 > 569.0
4.469e+004

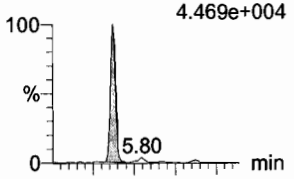

F53:MRM of 4 channels,ES-
612.9 > 318.8
7.078e+003

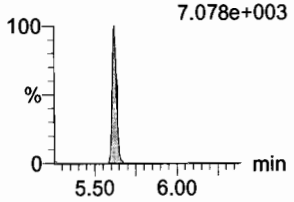

N-MeFOSA
F35:MRM of 2 channels,ES-
512.1 > 168.9
2.109e+004

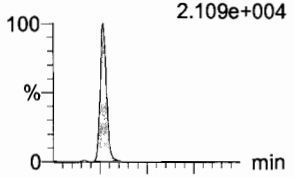

F35:MRM of 2 channels,ES-
512.1 > 219
1.511e+004

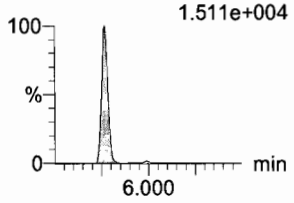

PFTrDA
F59:MRM of 2 channels,ES-
662.9 > 618.9
4.714e+004

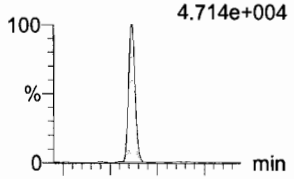

F59:MRM of 2 channels,ES-
662.9 > 319
2.476e+003

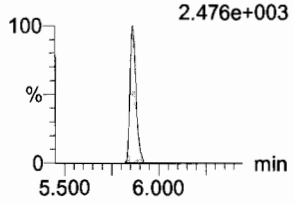

PFTeDA
F60:MRM of 2 channels,ES-
712.9 > 668.8
2.965e+004

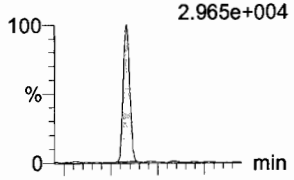

F60:MRM of 2 channels,ES-
712.9 > 369
4.083e+003

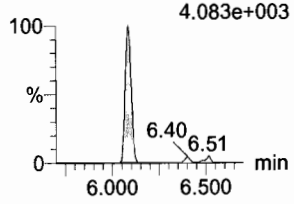

N-EtFOSA
F40:MRM of 2 channels,ES-
526.1 > 168.9
2.507e+004

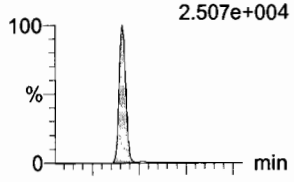

F40:MRM of 2 channels,ES-
526.1 > 219
1.727e+004

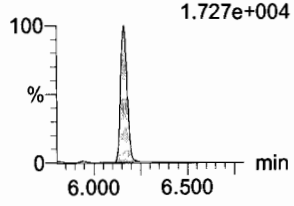

PFHxDA
F62:MRM of 2 channels,ES-
813.1 > 768.6
1.811e+004

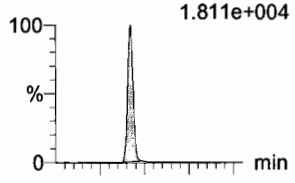

F62:MRM of 2 channels,ES-
813.1 > 219
1.245e+003

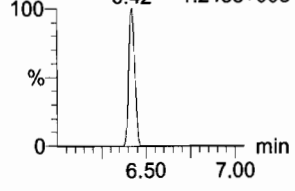

13C2-PFDoA
F54:MRM of 2 channels,ES-
615.0 > 569.7
4.202e+005

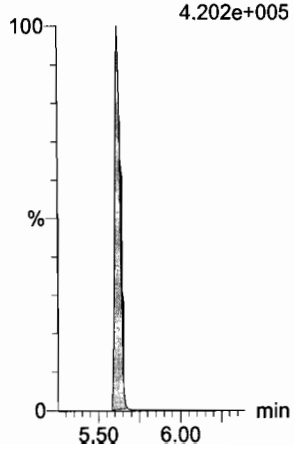

d3-N-MeFOSA
F38:MRM of 1 channel,ES-
515.2 > 168.9
4.789e+005

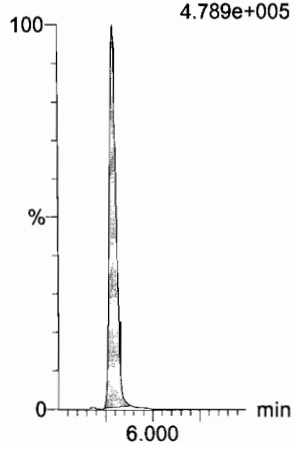

13C2-PFTeDA
F61:MRM of 2 channels,ES-
714.8 > 669.6
1.660e+005

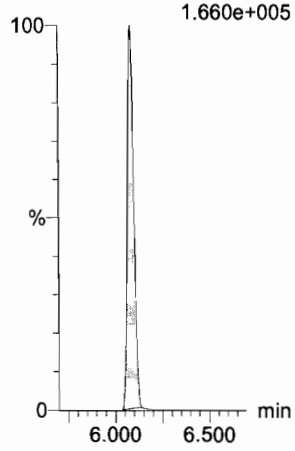

13C2-PFTeDA
F61:MRM of 2 channels,ES-
714.8 > 669.6
1.660e+005

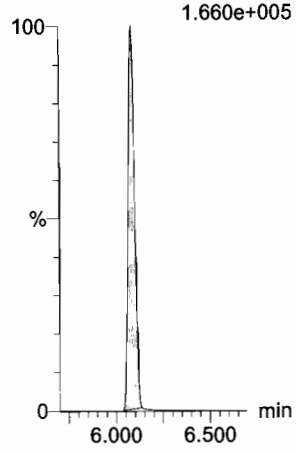

d5-N-ETFOSA
F43:MRM of 1 channel,ES-
531.1 > 168.9
7.635e+005

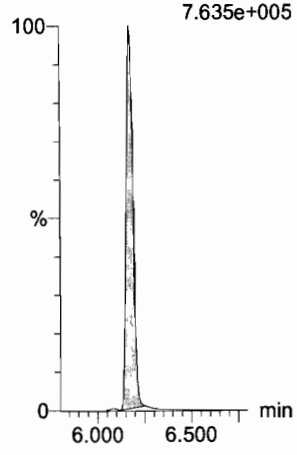

13C2-PFHxDA
F63:MRM of 1 channel,ES-
815 > 769.7
1.444e+005

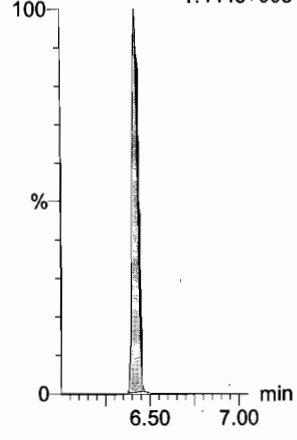

Dataset: F:\Projects\PFAS.PRO\Results\180129M1\180129M1-CRV.qld

Last Altered: Tuesday, January 30, 2018 08:01:26 Pacific Standard Time
Printed: Tuesday, January 30, 2018 08:02:30 Pacific Standard Time

Name: 180129M1_4, Date: 29-Jan-2018, Time: 10:50:31, ID: ST180129M1-3 PFC CS0 18A1906, Description: PFC CS0 18A1906

PFODA
F64:MRM of 1 channel,ES-
913.1 > 868.8
2.368e+004

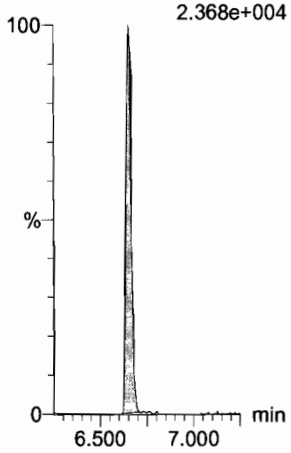

N-MeFOSE
F55:MRM of 1 channel,ES-
616.1 > 58.9
1.770e+004

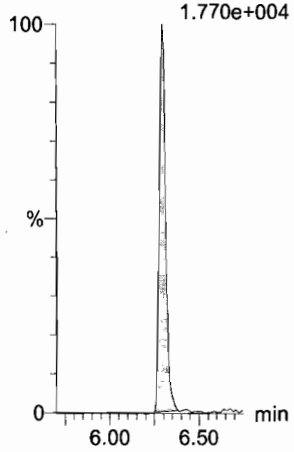

N-EtFOSE
F57:MRM of 1 channel,ES-
630.1 > 58.9
2.837e+004



13C4-PFBA
F3:MRM of 1 channel,ES-
217. > 171.8
1.868e+005

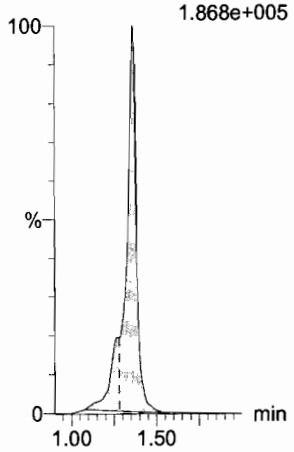

13C5-PFHxA
F10:MRM of 1 channel,ES-
318 > 272.9
4.877e+005

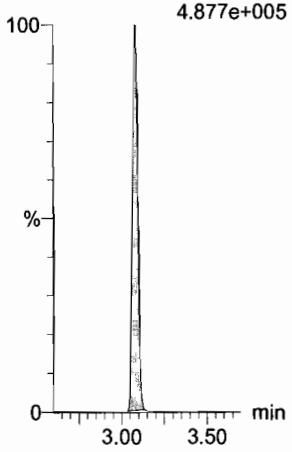

13C3-PFHxS
F18:MRM of 1 channel,ES-
401.9 > 79.9
1.247e+005

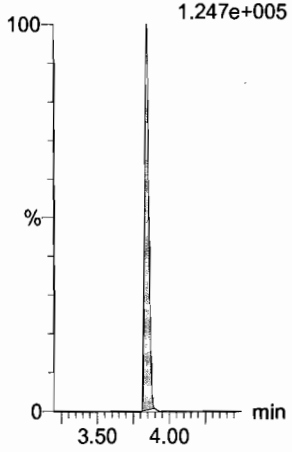

13C2-PFHxDA
F63:MRM of 1 channel,ES-
815 > 769.7
1.444e+005

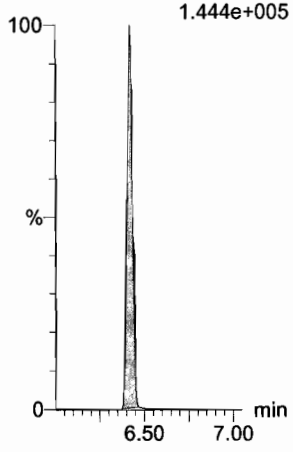

d7-N-MeFOSE
F56:MRM of 1 channel,ES-
623.1 > 58.9
5.269e+005



d9-N-EtFOSE
F58:MRM of 1 channel,ES-
639.2 > 58.8
7.498e+005

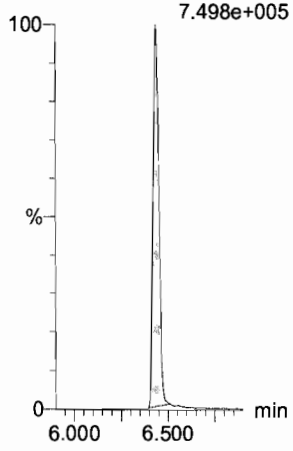

13C8-PFOA
F22:MRM of 1 channel,ES-
421.3 > 376
3.477e+005

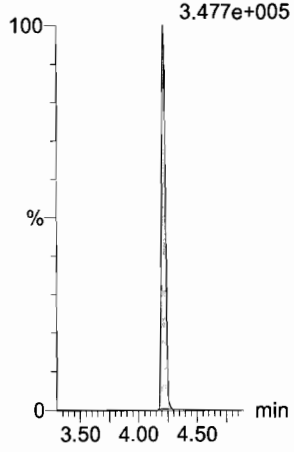

13C9-PFNA
F28:MRM of 1 channel,ES-
472.2 > 426.9
4.183e+005

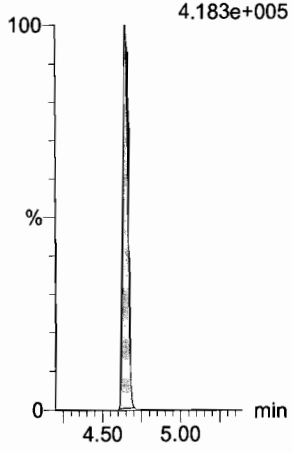

13C4-PFOS
F32:MRM of 1 channel,ES-
503 > 79.9
9.738e+004



Dataset: F:\Projects\PFAS.PRO\Results\180129M1\180129M1-CRV.qld

Last Altered: Tuesday, January 30, 2018 08:01:26 Pacific Standard Time
Printed: Tuesday, January 30, 2018 08:02:30 Pacific Standard Time

Name: 180129M1_4, Date: 29-Jan-2018, Time: 10:50:31, ID: ST180129M1-3 PFC CS0 18A1906, Description: PFC CS0 18A1906

13C6-PFDA

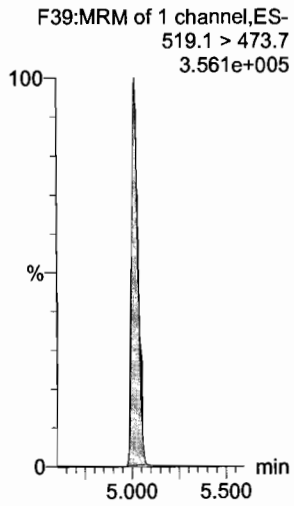

13C7-PFUdA

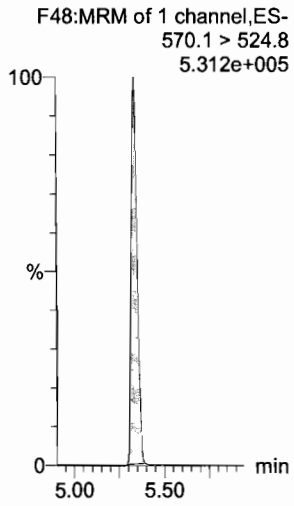

Dataset: F:\Projects\PFAS.PRO\Results\180129M1\180129M1-CRV.qld

Last Altered: Tuesday, January 30, 2018 08:01:26 Pacific Standard Time
Printed: Tuesday, January 30, 2018 08:02:30 Pacific Standard Time

Name: 180129M1_5, Date: 29-Jan-2018, Time: 11:02:00, ID: ST180129M1-4 PFC CS1 18A1907, Description: PFC CS1 18A1907

PFBA

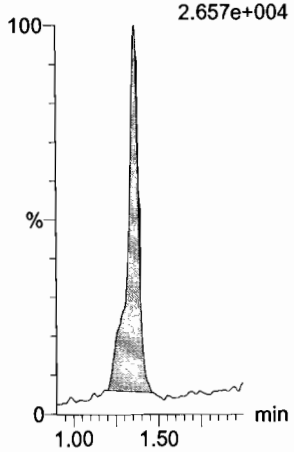

PFPeA



PFBS

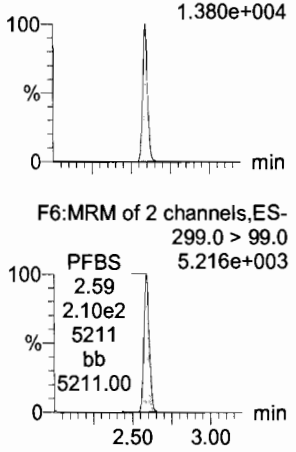

PFHxA

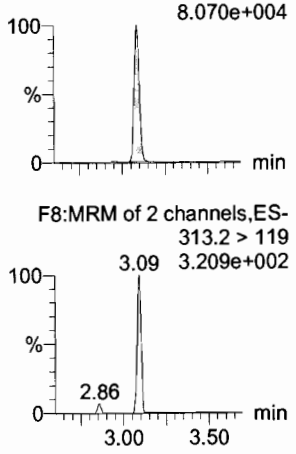

PFHpA

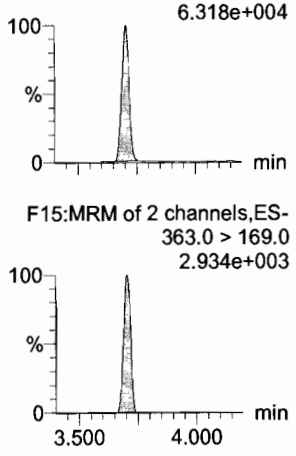

L-PFHxS

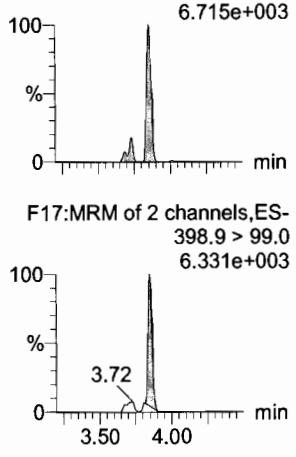

13C3-PFBA

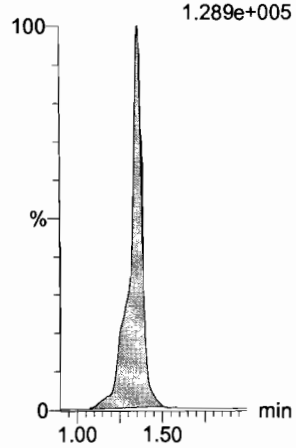

13C3-PFPeA



13C3-PFBS

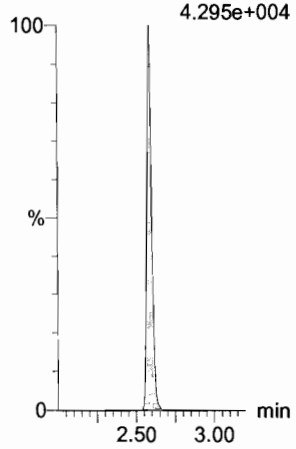

13C2-PFHxA

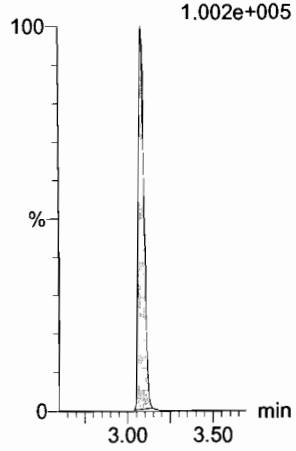

13C4-PFHpA

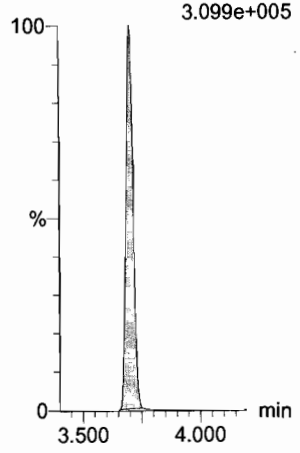

18O2-PFHxS

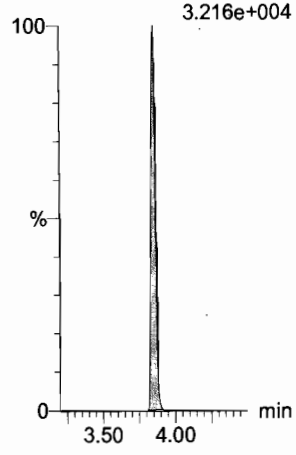

Dataset: F:\Projects\PFAS.PRO\Results\180129M1\180129M1-CRV.qld

Last Altered: Tuesday, January 30, 2018 08:01:26 Pacific Standard Time
Printed: Tuesday, January 30, 2018 08:02:30 Pacific Standard Time

Name: 180129M1_5, Date: 29-Jan-2018, Time: 11:02:00, ID: ST180129M1-4 PFC CS1 18A1907, Description: PFC CS1 18A1907

6:2 FTS

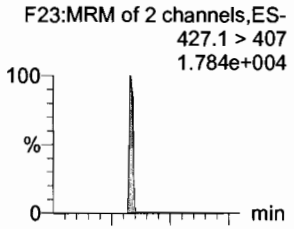

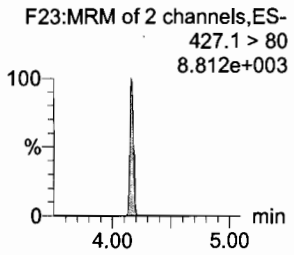

L-PFOA

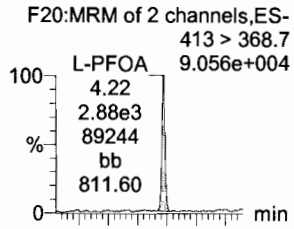

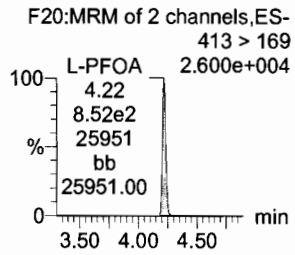

PFHpS

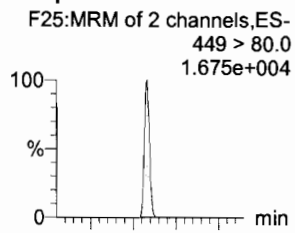

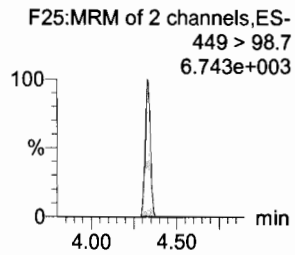

PFNA

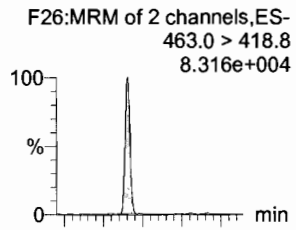

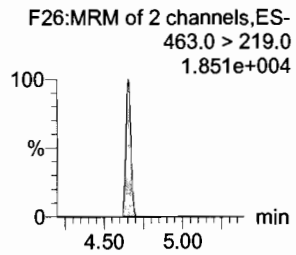

PFOSA

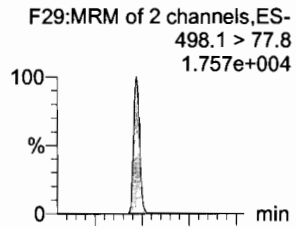

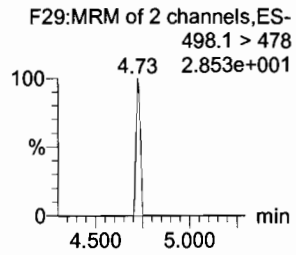

L-PFOS

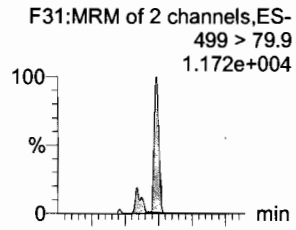

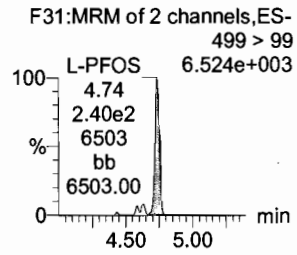

13C2-6:2 FTS

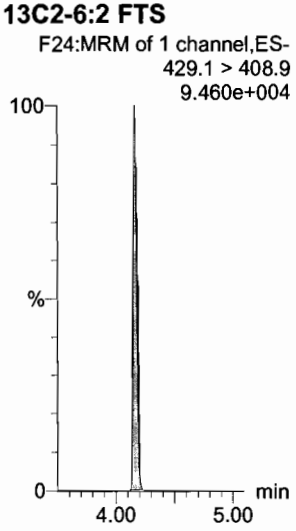

13C2-PFOA

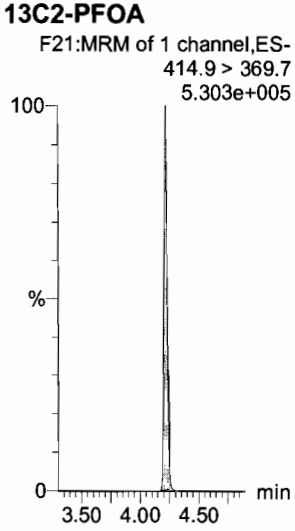

13C3-PFBS

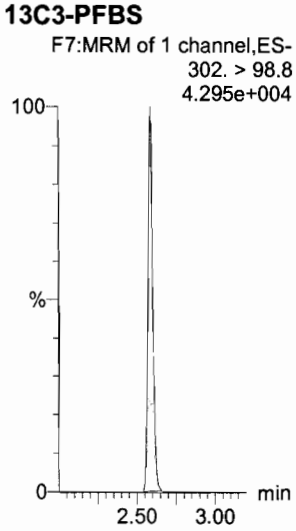

13C5-PFNA

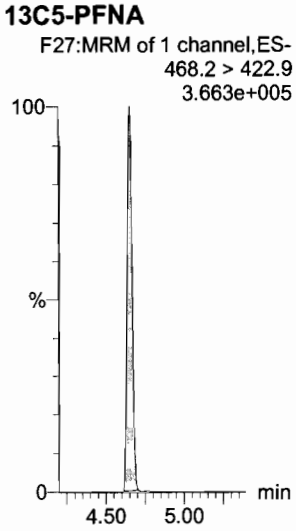

13C8-PFOSA

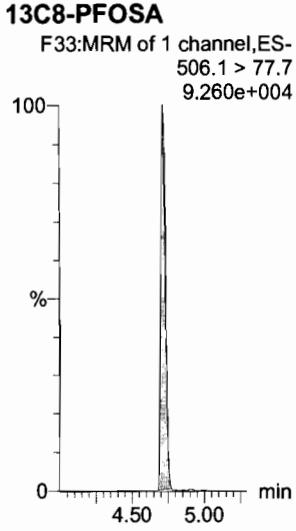

13C8-PFOS

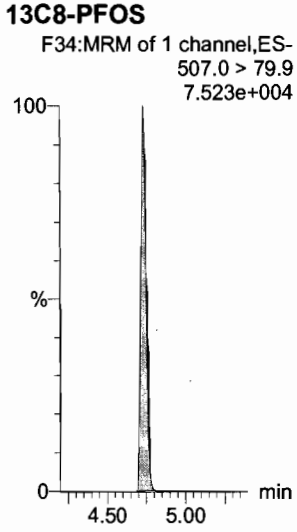

Dataset: F:\Projects\PFAS.PRO\Results\180129M1\180129M1-CRV.qld

Last Altered: Tuesday, January 30, 2018 08:01:26 Pacific Standard Time
Printed: Tuesday, January 30, 2018 08:02:30 Pacific Standard Time

Name: 180129M1_5, Date: 29-Jan-2018, Time: 11:02:00, ID: ST180129M1-4 PFC CS1 18A1907, Description: PFC CS1 18A1907

PFDA
F36:MRM of 2 channels,ES-
513 > 468.8
4.824e+004



F36:MRM of 2 channels,ES-
513 > 219
1.387e+004

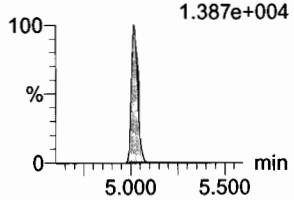

8:2 FTS
F41:MRM of 2 channels,ES-
527 > 506.9
1.697e+004

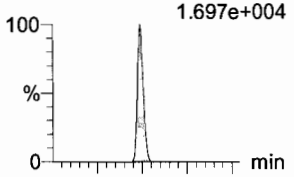

F41:MRM of 2 channels,ES-
527 > 80
5.716e+003

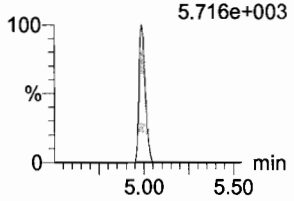

N-MeFOSAA
F47:MRM of 2 channels,ES-
570.1 > 419
3.684e+004

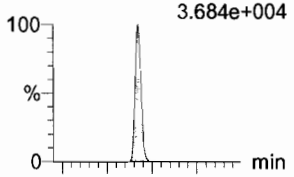

F47:MRM of 2 channels,ES-
570.1 > 483.0
5.17 8.450e+002

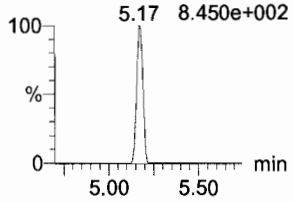

N-EtFOSAA
F50:MRM of 2 channels,ES-
584.2 > 419
3.076e+004

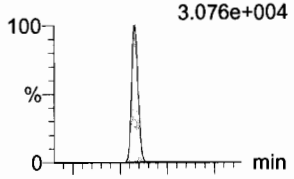

F50:MRM of 2 channels,ES-
584.2 > 483.0
5.34 5.721e+002

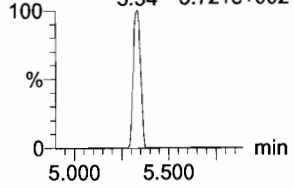

PFUdA
F45:MRM of 2 channels,ES-
563.0 > 518.9
7.529e+004

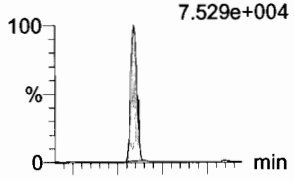

F45:MRM of 2 channels,ES-
563.0 > 269
7.927e+003

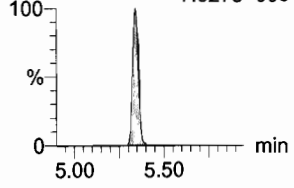

PFDS
F52:MRM of 2 channels,ES-
598.8 > 80
2.220e+004

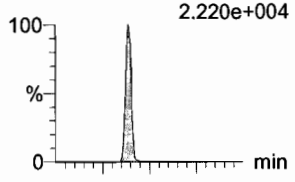

F52:MRM of 2 channels,ES-
598.8 > 98.7
7.773e+003

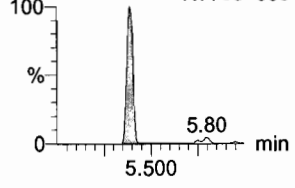

13C2-PFDA
F37:MRM of 1 channel,ES-
515.1 > 469.9
2.310e+005

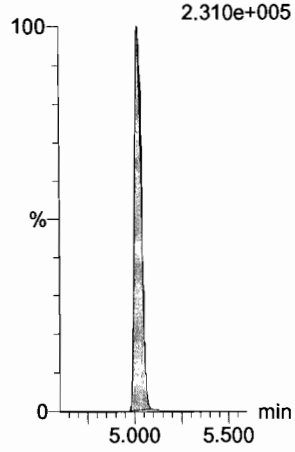

13C2-8:2 FTS
F42:MRM of 1 channel,ES-
529.1 > 508.7
7.468e+004

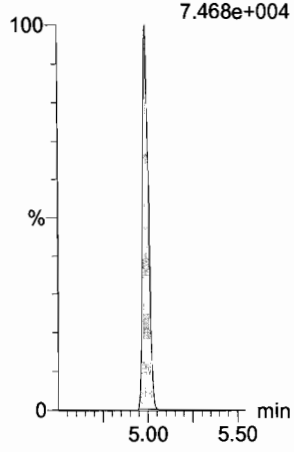

d3-N-MeFOSAA
F49:MRM of 1 channel,ES-
573.3 > 419
1.505e+005

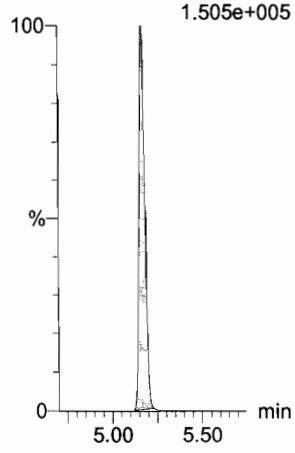

d5-N-EtFOSAA
F51:MRM of 1 channel,ES-
589.3 > 419
1.663e+005

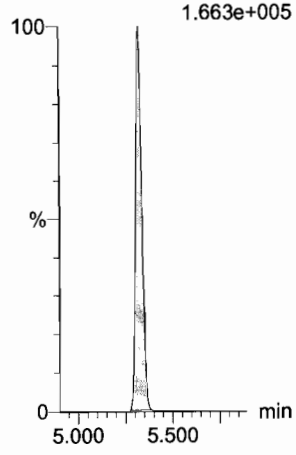

13C2-PFUdA
F46:MRM of 1 channel,ES-
565 > 519.8
4.958e+005

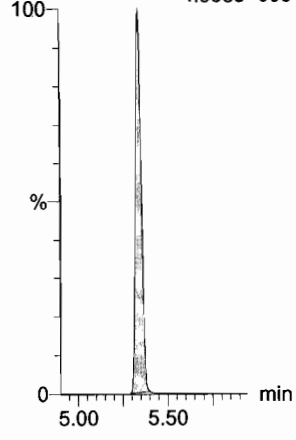

13C2-PFUdA
F46:MRM of 1 channel,ES-
565 > 519.8
4.958e+005

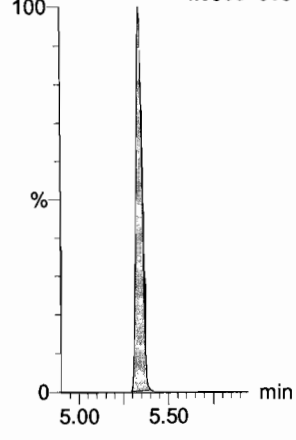

Dataset: F:\Projects\PFAS.PRO\Results\180129M1\180129M1-CRV.qld

Last Altered: Tuesday, January 30, 2018 08:01:26 Pacific Standard Time
Printed: Tuesday, January 30, 2018 08:02:30 Pacific Standard Time

Name: 180129M1_5, Date: 29-Jan-2018, Time: 11:02:00, ID: ST180129M1-4 PFC CS1 18A1907, Description: PFC CS1 18A1907

PFDoA
F53:MRM of 4 channels,ES-
612.9 > 569.0
1.093e+005

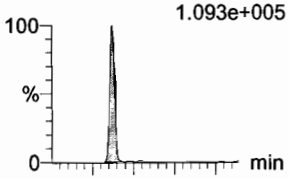

F53:MRM of 4 channels,ES-
612.9 > 318.8
1.117e+004

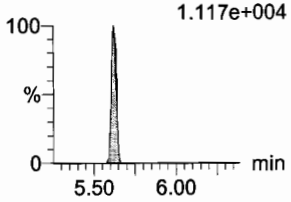

N-MeFOSA
F35:MRM of 2 channels,ES-
512.1 > 168.9
3.342e+004

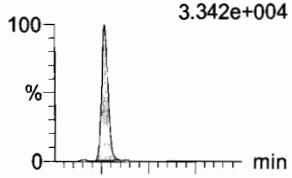

F35:MRM of 2 channels,ES-
512.1 > 219
2.622e+004

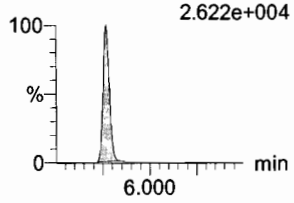

PFTrDA
F59:MRM of 2 channels,ES-
662.9 > 618.9
1.086e+005

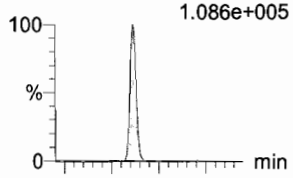

F59:MRM of 2 channels,ES-
662.9 > 319
4.368e+003

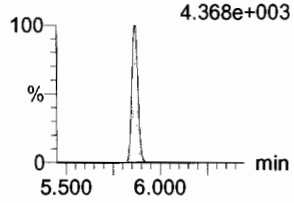

PFTeDA
F60:MRM of 2 channels,ES-
712.9 > 668.8
3.922e+004

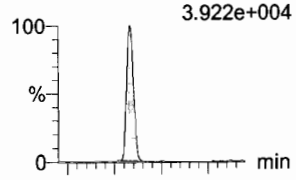

F60:MRM of 2 channels,ES-
712.9 > 369
5.166e+003

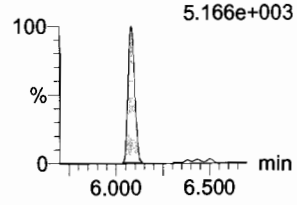

N-EtFOSA
F40:MRM of 2 channels,ES-
526.1 > 168.9
4.397e+004

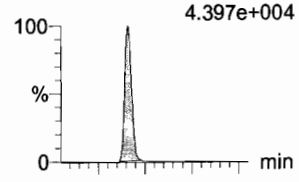

F40:MRM of 2 channels,ES-
526.1 > 219
2.486e+004

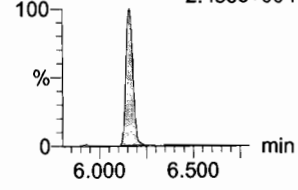

PFHxDA
F62:MRM of 2 channels,ES-
813.1 > 768.6
3.465e+004

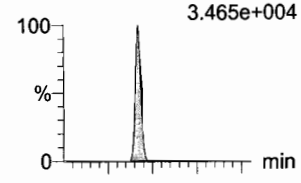

F62:MRM of 2 channels,ES-
813.1 > 219
2.983e+003

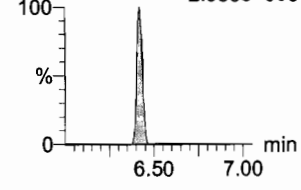

13C2-PFDoA
F54:MRM of 2 channels,ES-
615.0 > 569.7
3.689e+005

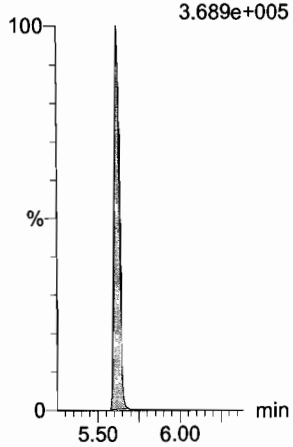

d3-N-MeFOSA
F38:MRM of 1 channel,ES-
515.2 > 168.9
4.365e+005



13C2-PFTeDA
F61:MRM of 2 channels,ES-
714.8 > 669.6
1.533e+005

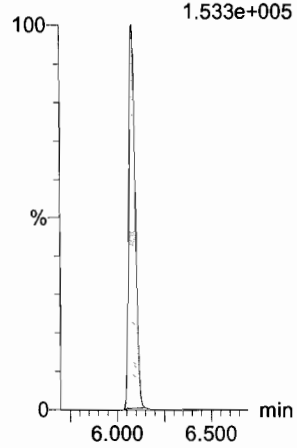

13C2-PFTeDA
F61:MRM of 2 channels,ES-
714.8 > 669.6
1.533e+005

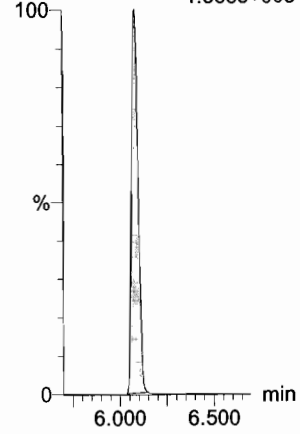

d5-N-ETFOSA
F43:MRM of 1 channel,ES-
531.1 > 168.9
6.660e+005

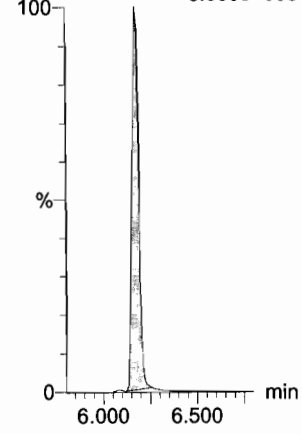

13C2-PFHxDA
F63:MRM of 1 channel,ES-
815 > 769.7
1.461e+005

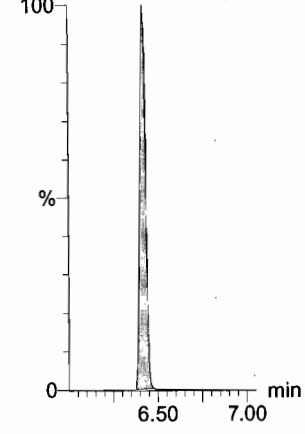

Dataset: F:\Projects\PFAS.PRO\Results\180129M1\180129M1-CRV.qld

Last Altered: Tuesday, January 30, 2018 08:01:26 Pacific Standard Time
Printed: Tuesday, January 30, 2018 08:02:30 Pacific Standard Time

Name: 180129M1_5, Date: 29-Jan-2018, Time: 11:02:00, ID: ST180129M1-4 PFC CS1 18A1907, Description: PFC CS1 18A1907

PFODA
F64:MRM of 1 channel,ES-
913.1 > 868.8
4.811e+004

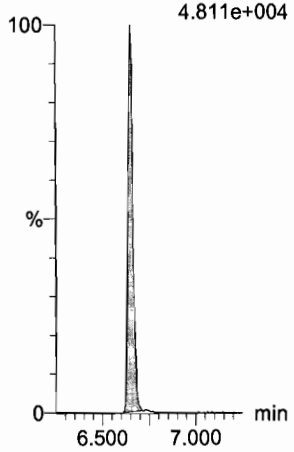

N-MeFOSE
F55:MRM of 1 channel,ES-
616.1 > 58.9
3.361e+004

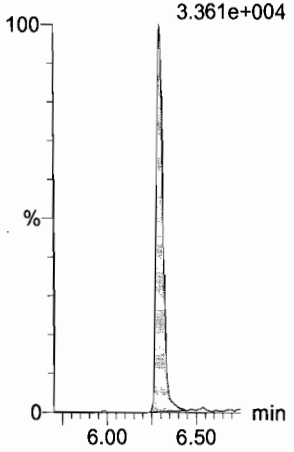

N-EtFOSE
F57:MRM of 1 channel,ES-
630.1 > 58.9
4.439e+004

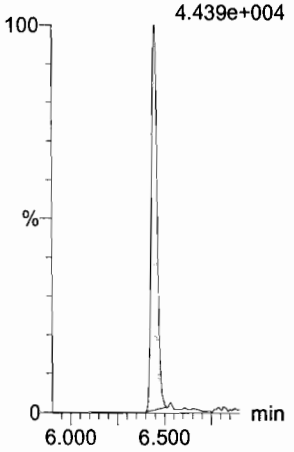

13C4-PFBA
F3:MRM of 1 channel,ES-
217. > 171.8
1.507e+005

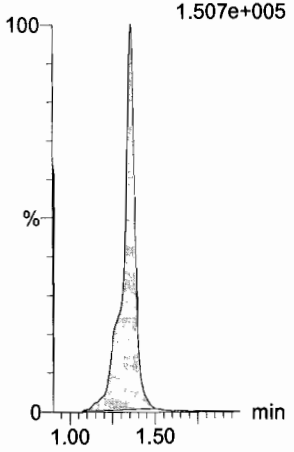

13C5-PFHxA
F10:MRM of 1 channel,ES-
318 > 272.9
4.092e+005

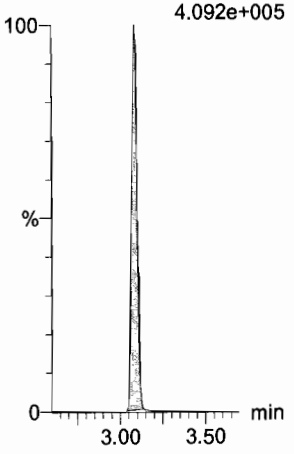

13C3-PFHxS
F18:MRM of 1 channel,ES-
401.9 > 79.9
9.475e+004

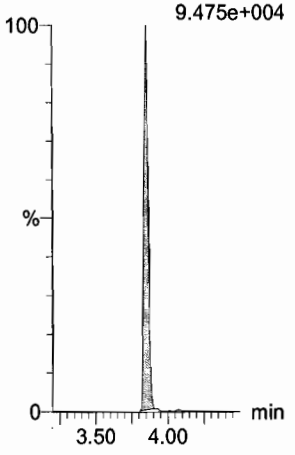

13C2-PFHxDA
F63:MRM of 1 channel,ES-
815 > 769.7
1.461e+005

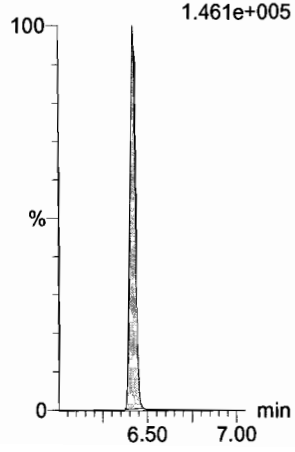

d7-N-MeFOSE
F56:MRM of 1 channel,ES-
623.1 > 58.9
4.868e+005

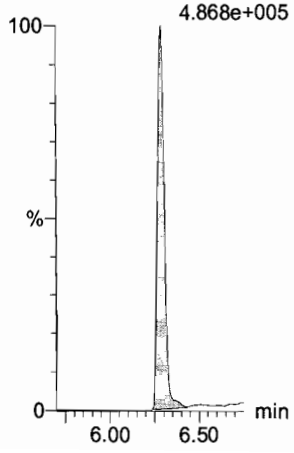

d9-N-EtFOSE
F58:MRM of 1 channel,ES-
639.2 > 58.8
4.950e+005

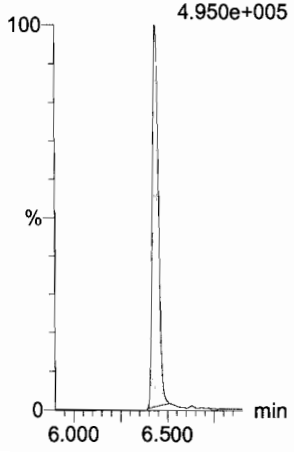

13C8-PFOA
F22:MRM of 1 channel,ES-
421.3 > 376
4.603e+005

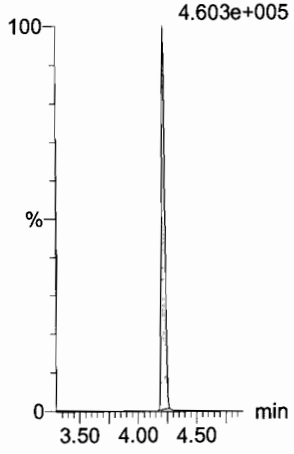

13C9-PFNA
F28:MRM of 1 channel,ES-
472.2 > 426.9
3.254e+005

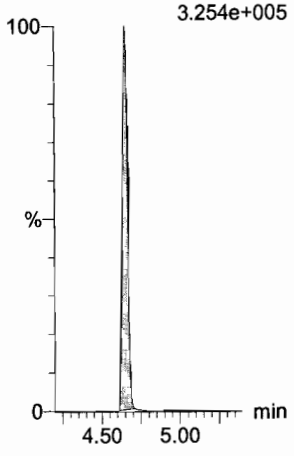

13C4-PFOS
F32:MRM of 1 channel,ES-
503 > 79.9
9.481e+004



Dataset: F:\Projects\PFAS.PRO\Results\180129M1\180129M1-CRV.qld

Last Altered: Tuesday, January 30, 2018 08:01:26 Pacific Standard Time
Printed: Tuesday, January 30, 2018 08:02:30 Pacific Standard Time

Name: 180129M1_5, Date: 29-Jan-2018, Time: 11:02:00, ID: ST180129M1-4 PFC CS1 18A1907, Description: PFC CS1 18A1907

13C6-PFDA

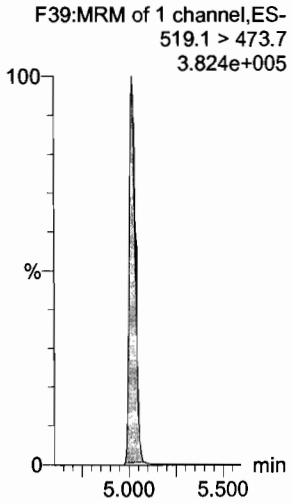

13C7-PFUdA



Dataset: F:\Projects\PFAS.PRO\Results\180129M1\180129M1-CRV.qld

Last Altered: Tuesday, January 30, 2018 08:01:26 Pacific Standard Time
Printed: Tuesday, January 30, 2018 08:02:30 Pacific Standard Time

Name: 180129M1_6, Date: 29-Jan-2018, Time: 11:13:30, ID: ST180129M1-5 PFC CS2 18A1908, Description: PFC CS2 18A1908

PFBA

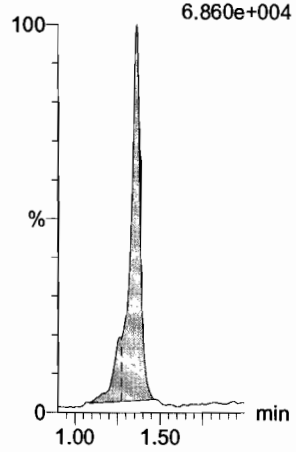

PFPeA



PFBS

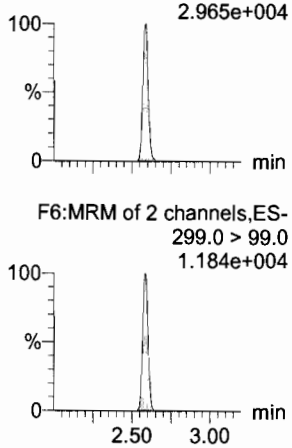

PFHxA

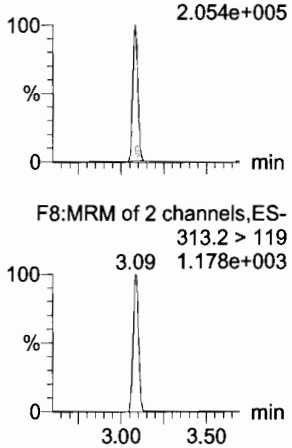

PFHpA

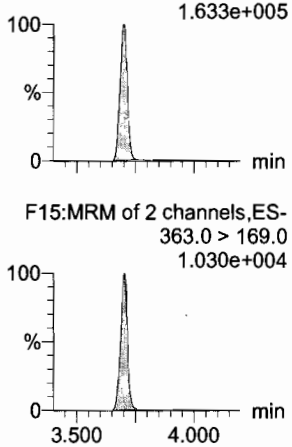

L-PFHxS

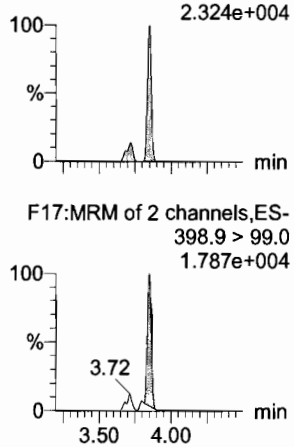

13C3-PFBA

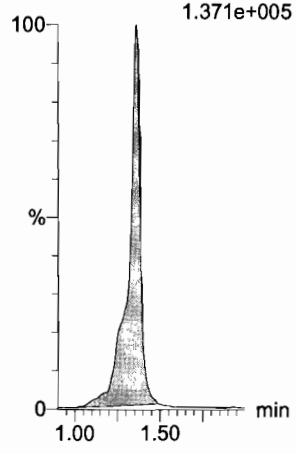

13C3-PFPeA

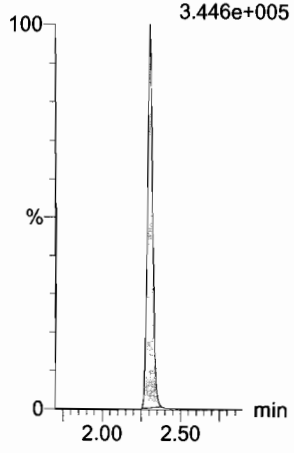

13C3-PFBS

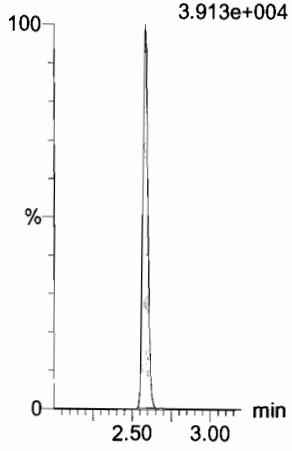

13C2-PFHxA

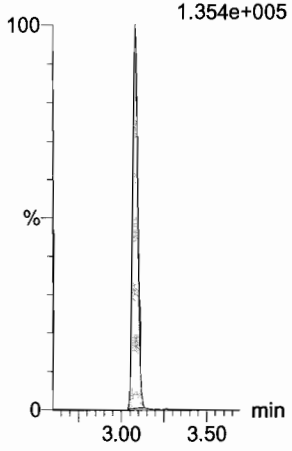

13C4-PFHpA

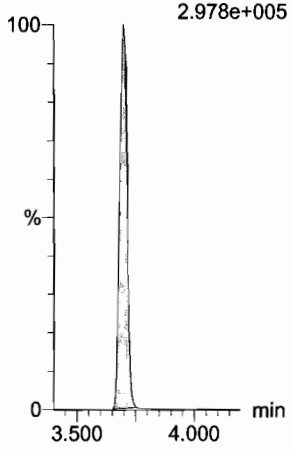

18O2-PFHxS

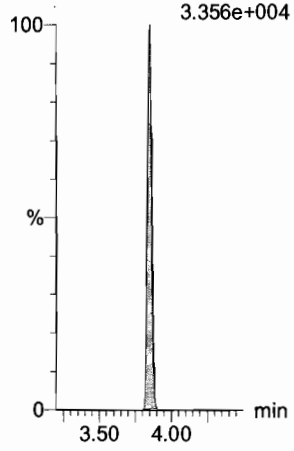

Dataset: F:\Projects\PFAS.PRO\Results\180129M1\180129M1-CRV.qld

Last Altered: Tuesday, January 30, 2018 08:01:26 Pacific Standard Time
Printed: Tuesday, January 30, 2018 08:02:30 Pacific Standard Time

Name: 180129M1_6, Date: 29-Jan-2018, Time: 11:13:30, ID: ST180129M1-5 PFC CS2 18A1908, Description: PFC CS2 18A1908

6:2 FTS

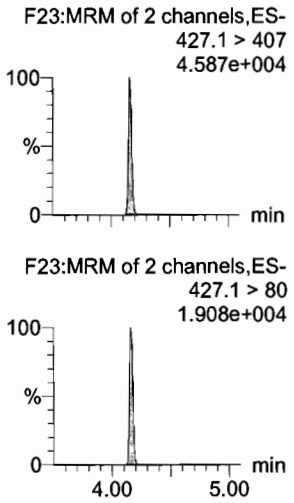

L-PFOA



PFHpS

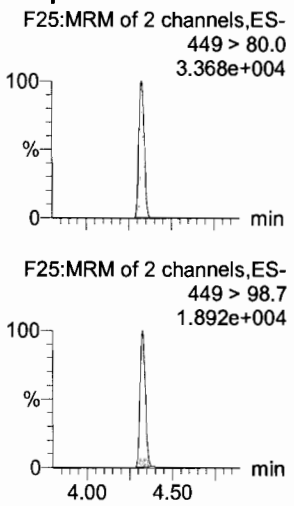

PFNA

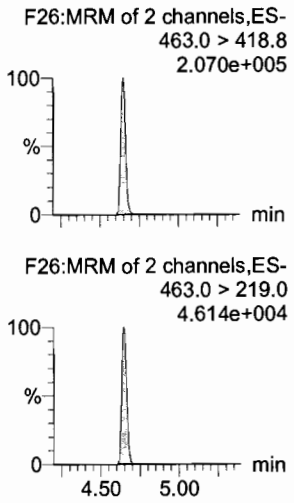

PFOSA

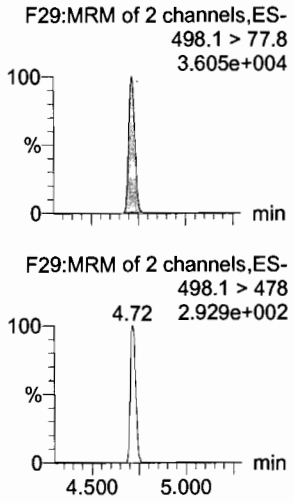

L-PFOS

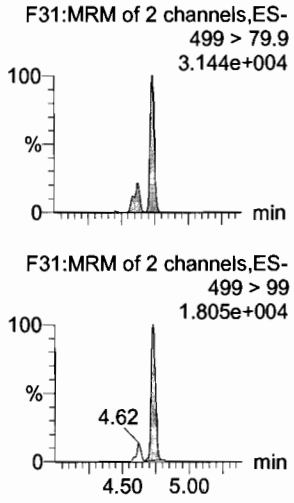

13C2-6:2 FTS

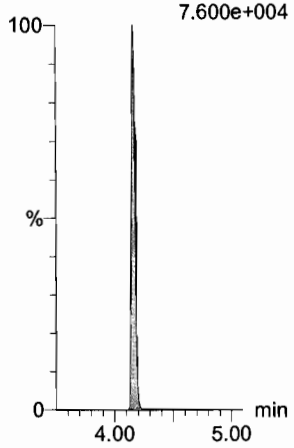

13C2-PFOA



13C3-PFBS

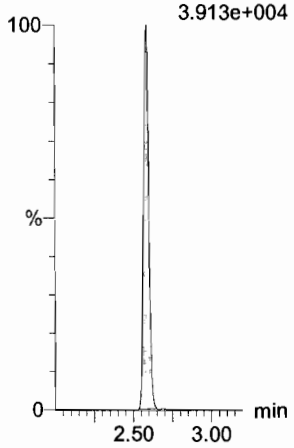

13C5-PFNA

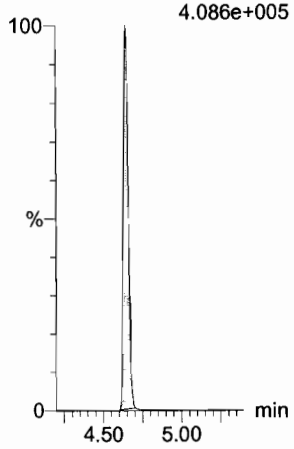

13C8-PFOSA

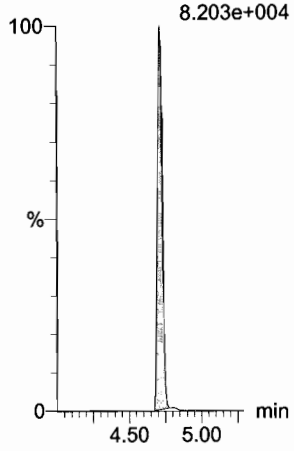

13C8-PFOS

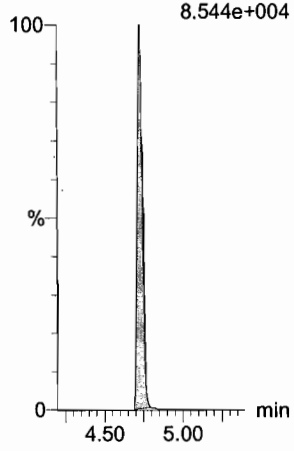

Dataset: F:\Projects\PFAS.PRO\Results\180129M1\180129M1-CRV.qld

Last Altered: Tuesday, January 30, 2018 08:01:26 Pacific Standard Time
Printed: Tuesday, January 30, 2018 08:02:30 Pacific Standard Time

Name: 180129M1_6, Date: 29-Jan-2018, Time: 11:13:30, ID: ST180129M1-5 PFC CS2 18A1908, Description: PFC CS2 18A1908

PFDA
F36:MRM of 2 channels,ES-
513 > 468.8
1.864e+005

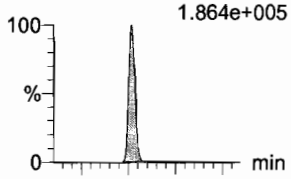

F36:MRM of 2 channels,ES-
513 > 219
3.227e+004

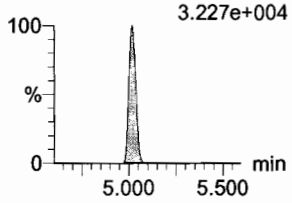

8:2 FTS
F41:MRM of 2 channels,ES-
527 > 506.9
4.025e+004

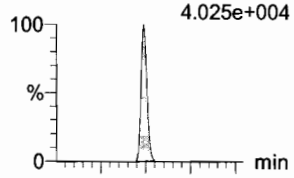

F41:MRM of 2 channels,ES-
527 > 80
2.315e+004

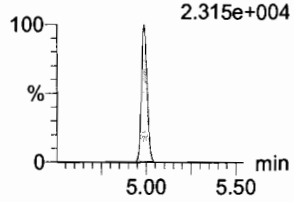

N-MeFOSAA
F47:MRM of 2 channels,ES-
570.1 > 419
7.980e+004

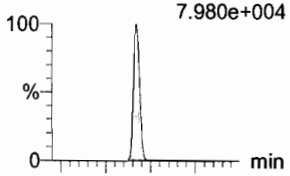

F47:MRM of 2 channels,ES-
570.1 > 483.0
4.682e+003

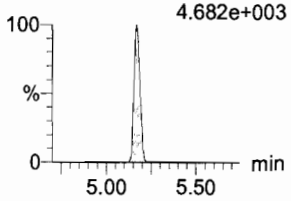

N-EtFOSAA
F50:MRM of 2 channels,ES-
584.2 > 419
6.835e+004

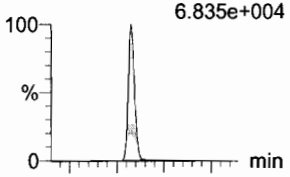

F50:MRM of 2 channels,ES-
584.2 > 483.0
5.463e+003

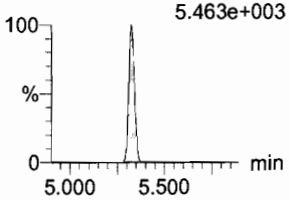

PFUdA
F45:MRM of 2 channels,ES-
563.0 > 518.9
1.223e+005

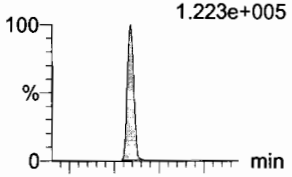

F45:MRM of 2 channels,ES-
563.0 > 269
2.254e+004

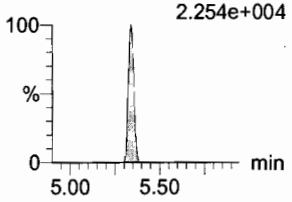

PFDS
F52:MRM of 2 channels,ES-
598.8 > 80
5.174e+004

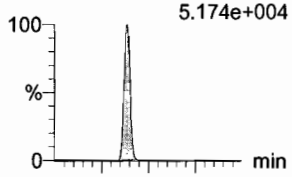

F52:MRM of 2 channels,ES-
598.8 > 98.7
2.341e+004

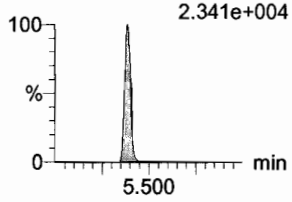

13C2-PFDA
F37:MRM of 1 channel,ES-
515.1 > 469.9
3.038e+005

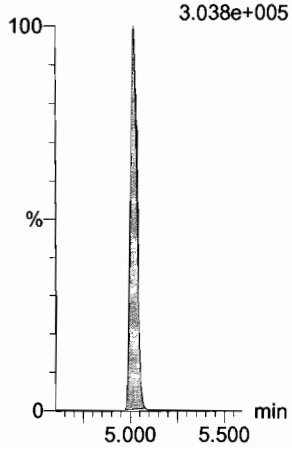

13C2-8:2 FTS
F42:MRM of 1 channel,ES-
529.1 > 508.7
7.117e+004

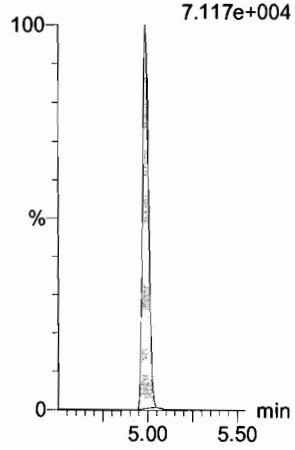

d3-N-MeFOSAA
F49:MRM of 1 channel,ES-
573.3 > 419
1.655e+005

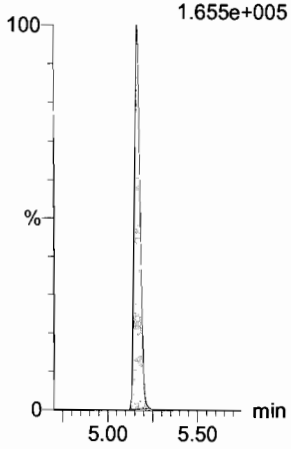

d5-N-EtFOSAA
F51:MRM of 1 channel,ES-
589.3 > 419
1.987e+005

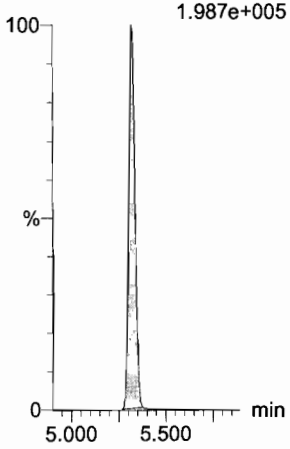

13C2-PFUdA
F46:MRM of 1 channel,ES-
565 > 519.8
3.938e+005

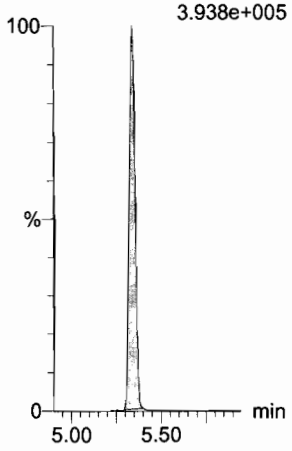

13C2-PFUdA
F46:MRM of 1 channel,ES-
565 > 519.8
3.938e+005

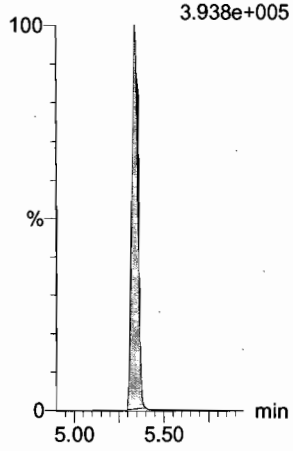

Dataset: F:\Projects\PFAS.PRO\Results\180129M1\180129M1-CRV.qld

Last Altered: Tuesday, January 30, 2018 08:01:26 Pacific Standard Time
Printed: Tuesday, January 30, 2018 08:02:30 Pacific Standard Time

Name: 180129M1_6, Date: 29-Jan-2018, Time: 11:13:30, ID: ST180129M1-5 PFC CS2 18A1908, Description: PFC CS2 18A1908

PFDoA
F53:MRM of 4 channels,ES-
612.9 > 569.0
2.525e+005

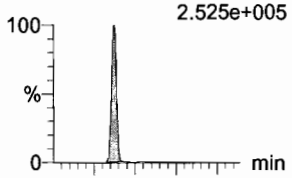

F53:MRM of 4 channels,ES-
612.9 > 318.8
2.512e+004

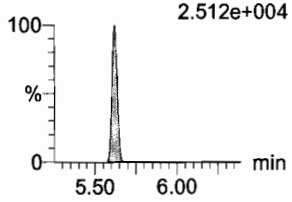

N-MeFOSA
F35:MRM of 2 channels,ES-
512.1 > 168.9
7.978e+004

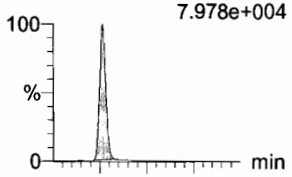

F35:MRM of 2 channels,ES-
512.1 > 219
5.946e+004

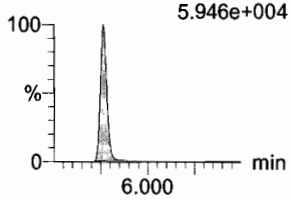

PFTrDA
F59:MRM of 2 channels,ES-
662.9 > 618.9
1.709e+005

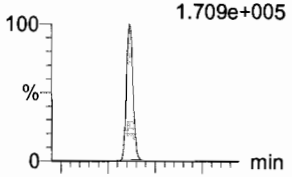

F59:MRM of 2 channels,ES-
662.9 > 319
7.731e+003

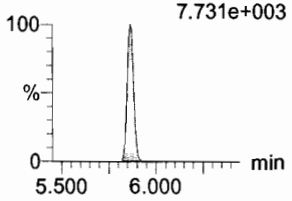

PFTeDA
F60:MRM of 2 channels,ES-
712.9 > 668.8
1.409e+005

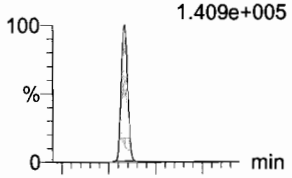

F60:MRM of 2 channels,ES-
712.9 > 369
1.121e+004

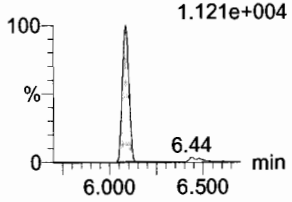

N-EtFOSA
F40:MRM of 2 channels,ES-
526.1 > 168.9
1.034e+005

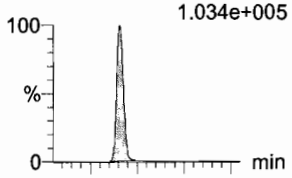

F40:MRM of 2 channels,ES-
526.1 > 219
7.030e+004

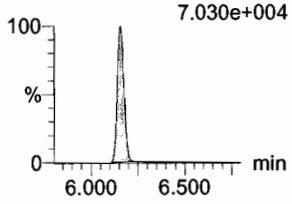

PFHxDA
F62:MRM of 2 channels,ES-
813.1 > 768.6
7.453e+004

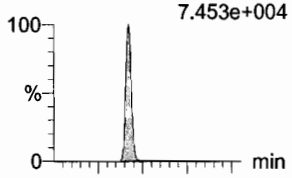

F62:MRM of 2 channels,ES-
813.1 > 219
5.952e+003

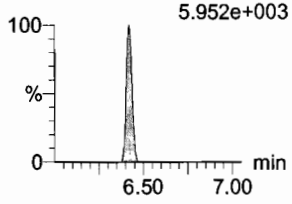

13C2-PFDoA
F54:MRM of 2 channels,ES-
615.0 > 569.7
3.366e+005



d3-N-MeFOSA
F38:MRM of 1 channel,ES-
515.2 > 168.9
4.466e+005



13C2-PFTeDA
F61:MRM of 2 channels,ES-
714.8 > 669.6
1.887e+005

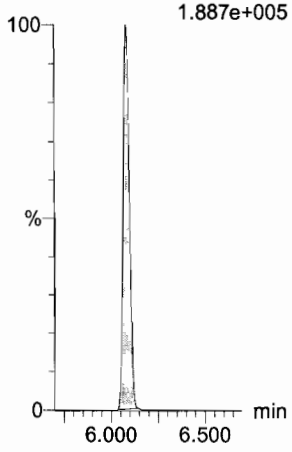

13C2-PFTeDA
F61:MRM of 2 channels,ES-
714.8 > 669.6
1.887e+005

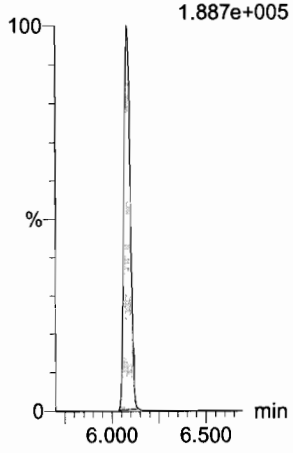

d5-N-ETFOSA
F43:MRM of 1 channel,ES-
531.1 > 168.9
6.672e+005

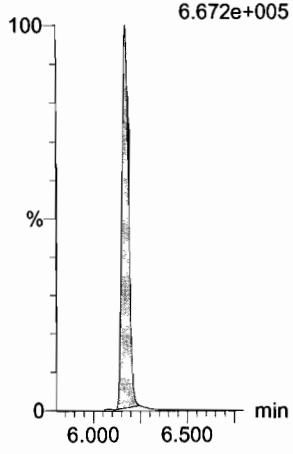

13C2-PFHxDA
F63:MRM of 1 channel,ES-
815 > 769.7
1.174e+005

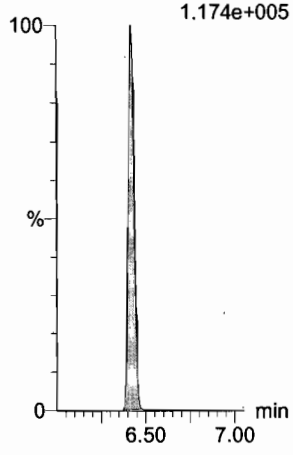

Dataset: F:\Projects\PFAS.PRO\Results\180129M1\180129M1-CRV.qld

Last Altered: Tuesday, January 30, 2018 08:01:26 Pacific Standard Time
Printed: Tuesday, January 30, 2018 08:02:30 Pacific Standard Time

Name: 180129M1_6, Date: 29-Jan-2018, Time: 11:13:30, ID: ST180129M1-5 PFC CS2 18A1908, Description: PFC CS2 18A1908

PFODA
F64:MRM of 1 channel,ES-
913.1 > 868.8
1.166e+005

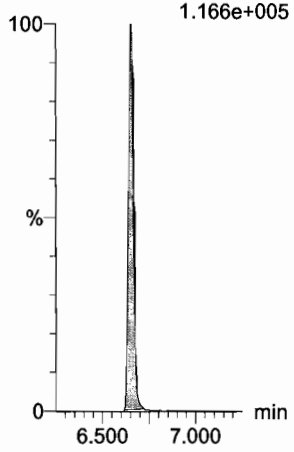

N-MeFOSE
F55:MRM of 1 channel,ES-
616.1 > 58.9
1.003e+005

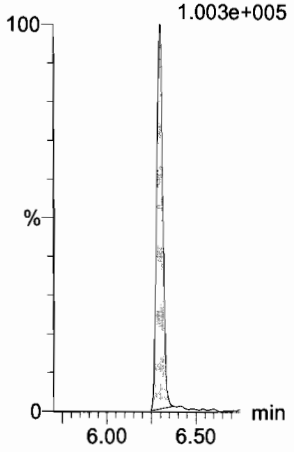

N-EtFOSE
F57:MRM of 1 channel,ES-
630.1 > 58.9
1.085e+005

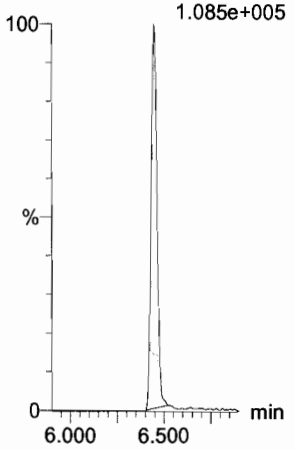

13C4-PFBA
F3:MRM of 1 channel,ES-
217. > 171.8
1.563e+005

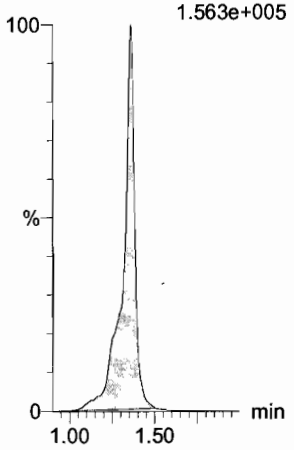

13C5-PFHxA
F10:MRM of 1 channel,ES-
318 > 272.9
4.326e+005

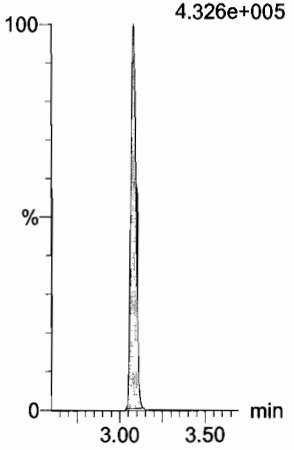

13C3-PFHxS
F18:MRM of 1 channel,ES-
401.9 > 79.9
9.913e+004

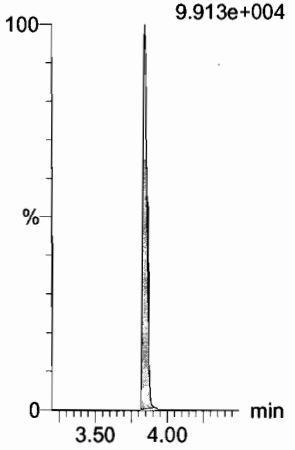

13C2-PFHxDA
F63:MRM of 1 channel,ES-
815 > 769.7
1.174e+005

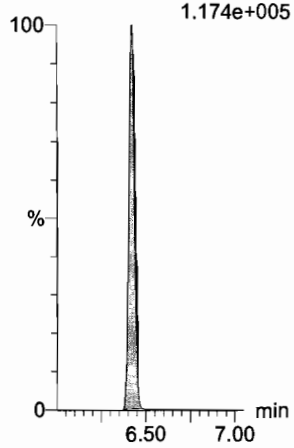

d7-N-MeFOSE
F56:MRM of 1 channel,ES-
623.1 > 58.9
5.268e+005

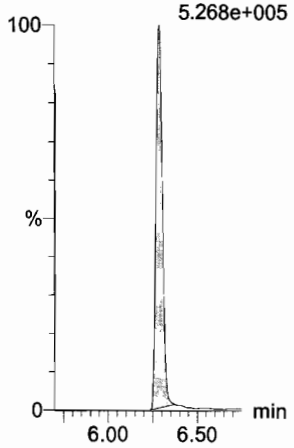

d9-N-EtFOSE
F58:MRM of 1 channel,ES-
639.2 > 58.8
5.691e+005

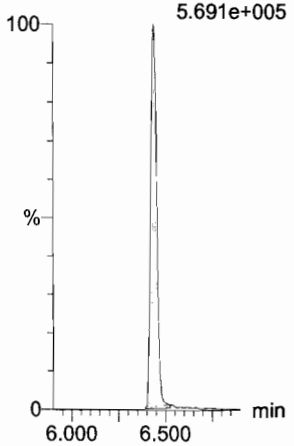

13C8-PFOA
F22:MRM of 1 channel,ES-
421.3 > 376
3.622e+005

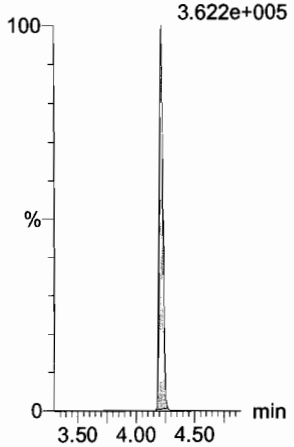

13C9-PFNA
F28:MRM of 1 channel,ES-
472.2 > 426.9
4.348e+005



13C4-PFOS
F32:MRM of 1 channel,ES-
503 > 79.9
9.224e+004



Dataset: F:\Projects\PFAS.PRO\Results\180129M1\180129M1-CRV.qld

Last Altered: Tuesday, January 30, 2018 08:01:26 Pacific Standard Time
Printed: Tuesday, January 30, 2018 08:02:30 Pacific Standard Time

Name: 180129M1_6, Date: 29-Jan-2018, Time: 11:13:30, ID: ST180129M1-5 PFC CS2 18A1908, Description: PFC CS2 18A1908

13C6-PFDA

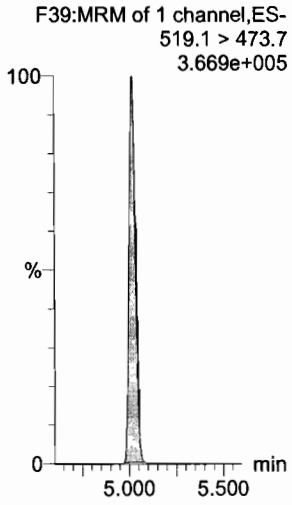

13C7-PFUdA



Dataset: F:\Projects\PFAS.PRO\Results\180129M1\180129M1-CRV.qld

Last Altered: Tuesday, January 30, 2018 08:01:26 Pacific Standard Time
Printed: Tuesday, January 30, 2018 08:02:30 Pacific Standard Time

Name: 180129M1_7, Date: 29-Jan-2018, Time: 11:24:59, ID: ST180129M1-6 PFC CS3 18A1909, Description: PFC CS3 18A1909

PFBA
F1:MRM of 1 channel,ES-
213.0 > 168.8
1.477e+005

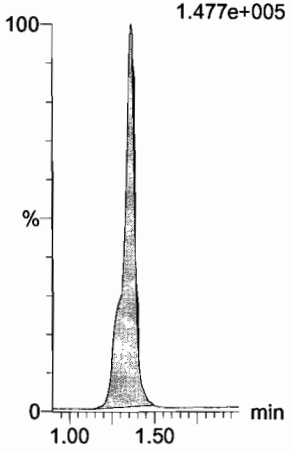

PFPeA
F4:MRM of 1 channel,ES-
263.1 > 218.9
3.041e+005

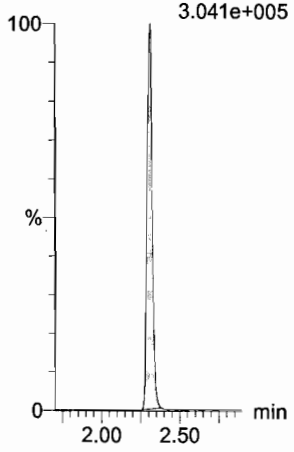

PFBS
F6:MRM of 2 channels,ES-
299.0 > 79.7
6.447e+004

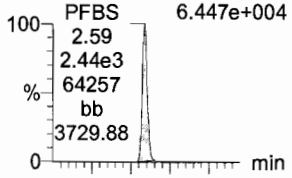

F6:MRM of 2 channels,ES-
299.0 > 99.0
3.160e+004

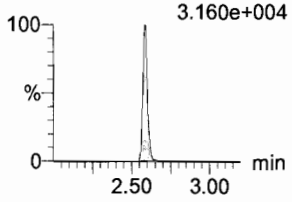

PFHxA
F8:MRM of 2 channels,ES-
313.2 > 268.9
3.787e+005

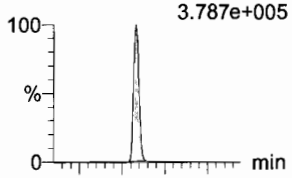

F8:MRM of 2 channels,ES-
313.2 > 119
3.229e+003

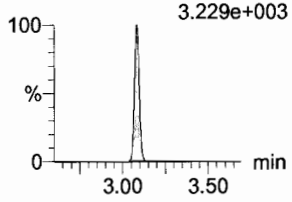

PFHpA
F15:MRM of 2 channels,ES-
363.0 > 318.9
3.463e+005

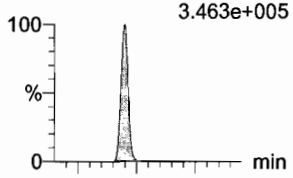

F15:MRM of 2 channels,ES-
363.0 > 169.0
2.377e+004

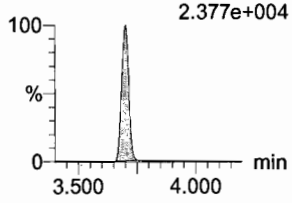

L-PFHxS
F17:MRM of 2 channels,ES-
398.9 > 79.6
5.747e+004

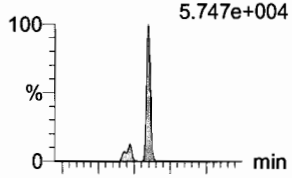

F17:MRM of 2 channels,ES-
398.9 > 99.0
4.008e+004

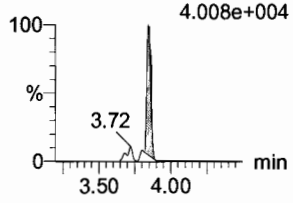

13C3-PFBA
F2:MRM of 1 channel,ES-
216.1 > 171.8
1.462e+005

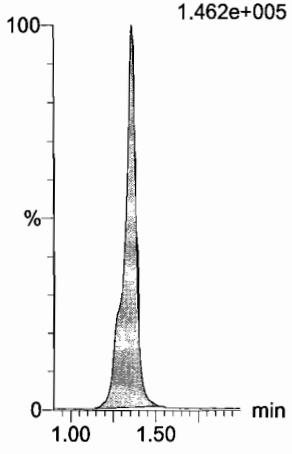

13C3-PFPeA
F5:MRM of 1 channel,ES-
266. > 221.8
3.891e+005

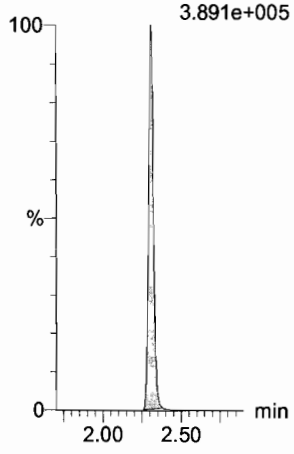

13C3-PFBS
F7:MRM of 1 channel,ES-
302. > 98.8
4.961e+004

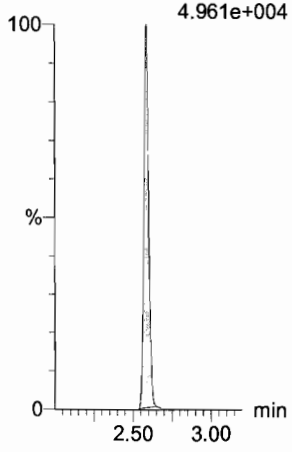

13C2-PFHxA
F9:MRM of 1 channel,ES-
315 > 269.8
1.340e+005

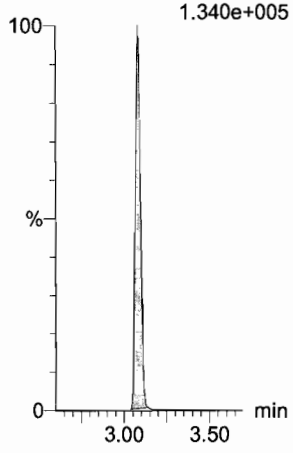

13C4-PFHpA
F16:MRM of 1 channel,ES-
367.2 > 321.8
3.387e+005

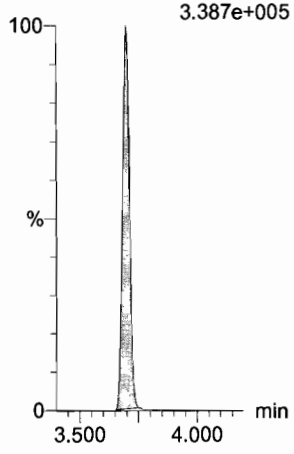

18O2-PFHxS
F19:MRM of 1 channel,ES-
403.0 > 102.6
3.927e+004



Dataset: F:\Projects\PFAS.PRO\Results\180129M1\180129M1-CRV.qld

Last Altered: Tuesday, January 30, 2018 08:01:26 Pacific Standard Time
Printed: Tuesday, January 30, 2018 08:02:30 Pacific Standard Time

Name: 180129M1_7, Date: 29-Jan-2018, Time: 11:24:59, ID: ST180129M1-6 PFC CS3 18A1909, Description: PFC CS3 18A1909

6:2 FTS

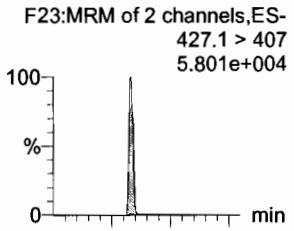

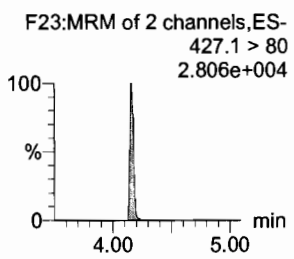

L-PFOA

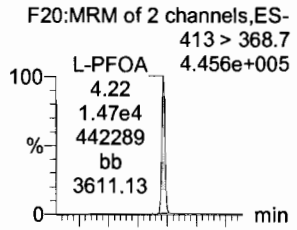

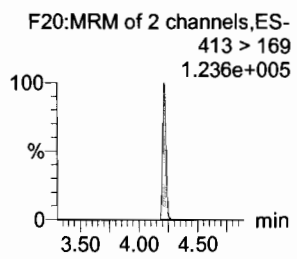

PFHpS

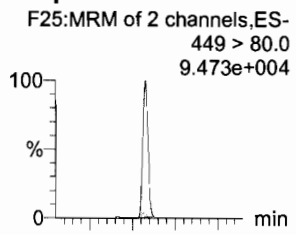

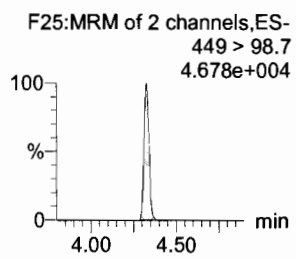

PFNA

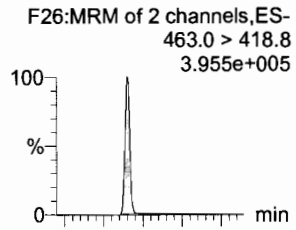

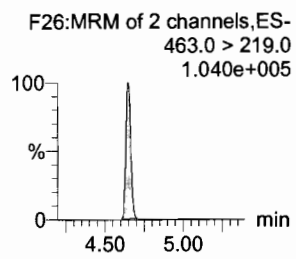

PFOSA

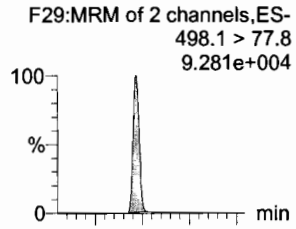

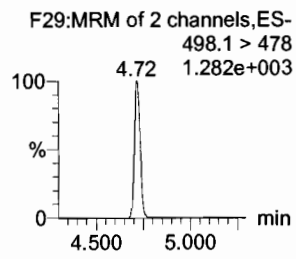

L-PFOS

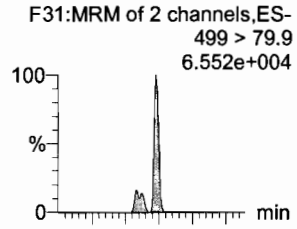

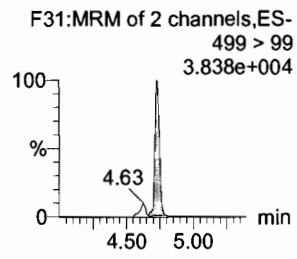

13C2-6:2 FTS

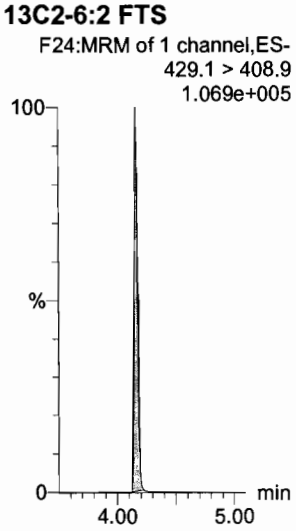

13C2-PFOA

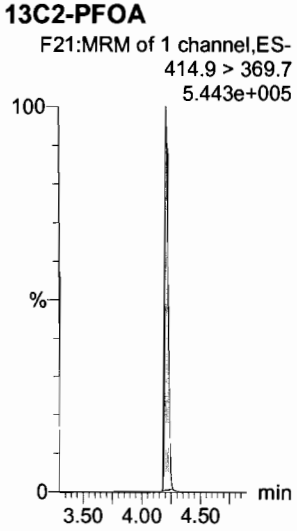

13C3-PFBS

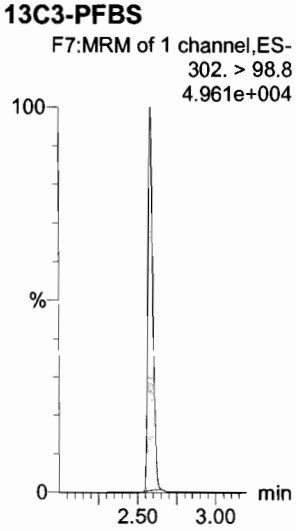

13C5-PFNA

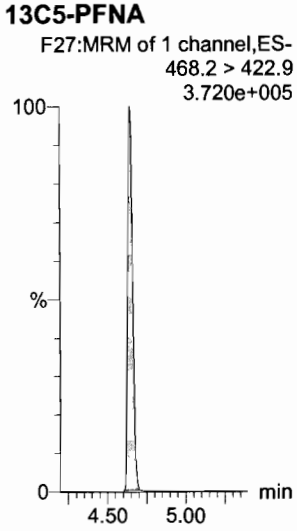

13C8-PFOSA

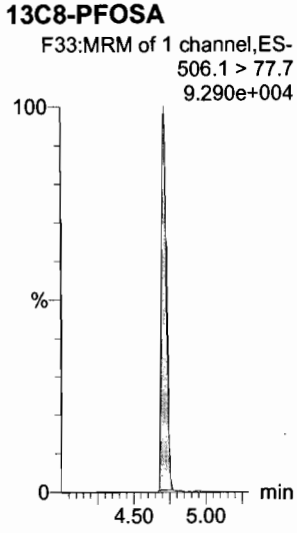

13C8-PFOS

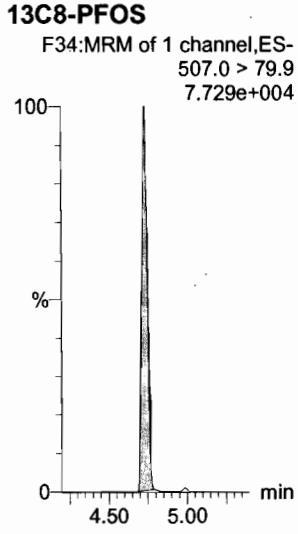

Dataset: F:\Projects\PFAS.PRO\Results\180129M1\180129M1-CRV.qld

Last Altered: Tuesday, January 30, 2018 08:01:26 Pacific Standard Time
Printed: Tuesday, January 30, 2018 08:02:30 Pacific Standard Time

Name: 180129M1_7, Date: 29-Jan-2018, Time: 11:24:59, ID: ST180129M1-6 PFC CS3 18A1909, Description: PFC CS3 18A1909

PFDA
F36:MRM of 2 channels,ES-
513 > 468.8
3.766e+005

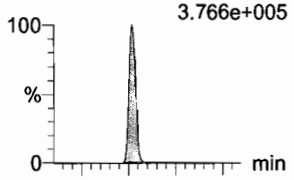

F36:MRM of 2 channels,ES-
513 > 219
7.670e+004

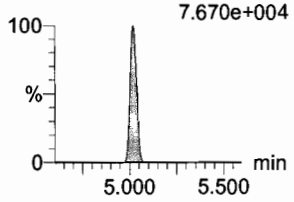

8:2 FTS
F41:MRM of 2 channels,ES-
527 > 506.9
6.560e+004

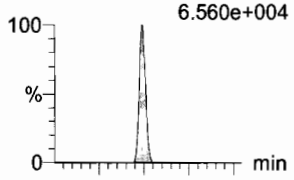

F41:MRM of 2 channels,ES-
527 > 80
2.504e+004

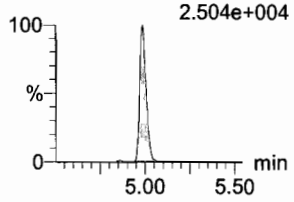

N-MeFOSAA
F47:MRM of 2 channels,ES-
570.1 > 419
1.947e+005

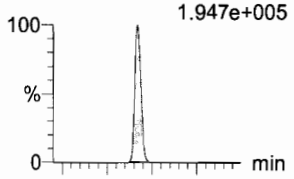

F47:MRM of 2 channels,ES-
570.1 > 483.0
1.164e+004

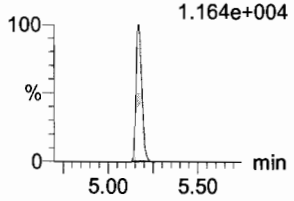

N-EtFOSAA
F50:MRM of 2 channels,ES-
584.2 > 419
1.846e+005

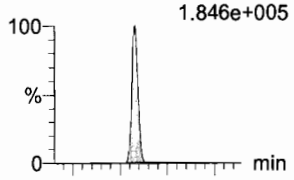

F50:MRM of 2 channels,ES-
584.2 > 483.0
1.145e+004

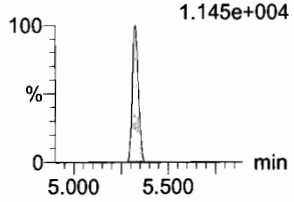

PFUdA
F45:MRM of 2 channels,ES-
563.0 > 518.9
3.612e+005

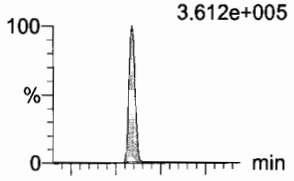

F45:MRM of 2 channels,ES-
563.0 > 269
3.840e+004

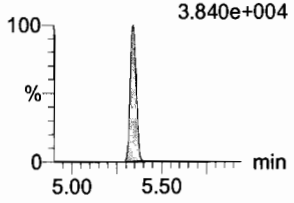

PFDS
F52:MRM of 2 channels,ES-
598.8 > 80
1.018e+005

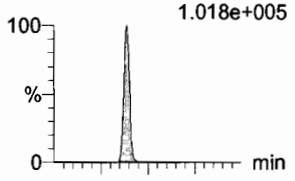

F52:MRM of 2 channels,ES-
598.8 > 98.7
4.214e+004

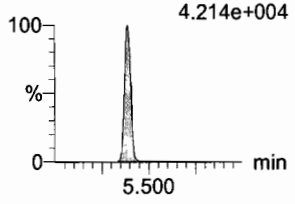

13C2-PFDA
F37:MRM of 1 channel,ES-
515.1 > 469.9
3.404e+005



13C2-8:2 FTS
F42:MRM of 1 channel,ES-
529.1 > 508.7
5.858e+004

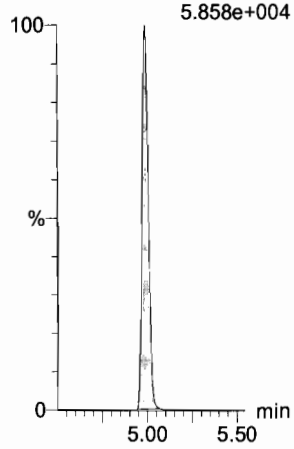

d3-N-MeFOSAA
F49:MRM of 1 channel,ES-
573.3 > 419
1.924e+005

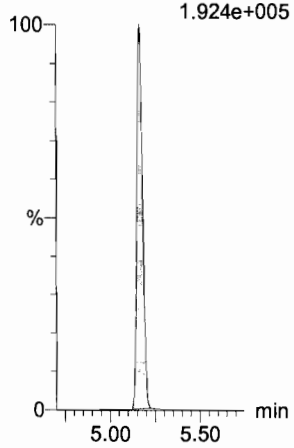

d5-N-EtFOSAA
F51:MRM of 1 channel,ES-
589.3 > 419
2.186e+005

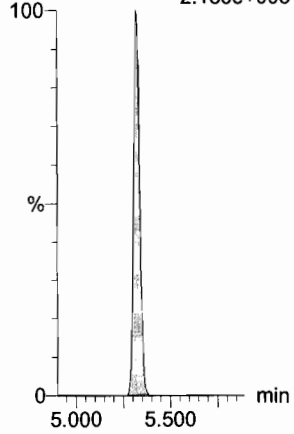

13C2-PFUdA
F46:MRM of 1 channel,ES-
565 > 519.8
3.973e+005



13C2-PFUdA
F46:MRM of 1 channel,ES-
565 > 519.8
3.973e+005



Dataset: F:\Projects\PFAS.PRO\Results\180129M1\180129M1-CRV.qld

Last Altered: Tuesday, January 30, 2018 08:01:26 Pacific Standard Time
Printed: Tuesday, January 30, 2018 08:02:30 Pacific Standard Time

Name: 180129M1_7, Date: 29-Jan-2018, Time: 11:24:59, ID: ST180129M1-6 PFC CS3 18A1909, Description: PFC CS3 18A1909

PFDoA
F53:MRM of 4 channels,ES-
612.9 > 569.0
3.311e+005

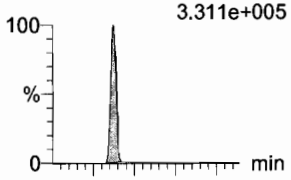

F53:MRM of 4 channels,ES-
612.9 > 318.8
5.332e+004

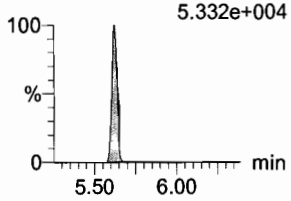

N-MeFOSA
F35:MRM of 2 channels,ES-
512.1 > 168.9
1.766e+005

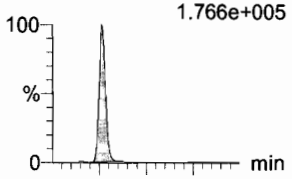

F35:MRM of 2 channels,ES-
512.1 > 219
1.339e+005

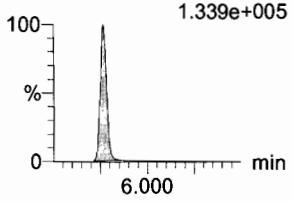

PFTrDA
F59:MRM of 2 channels,ES-
662.9 > 618.9
4.410e+005

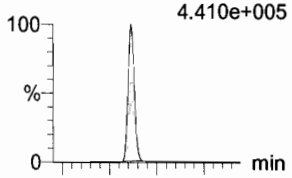

F59:MRM of 2 channels,ES-
662.9 > 319
1.900e+004

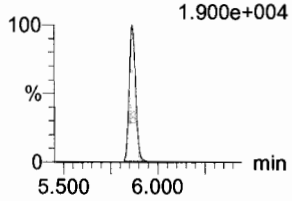

PFTeDA
F60:MRM of 2 channels,ES-
712.9 > 668.8
2.384e+005

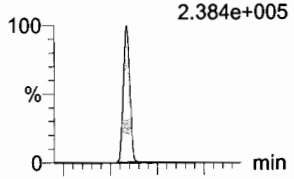

F60:MRM of 2 channels,ES-
712.9 > 369
2.717e+004

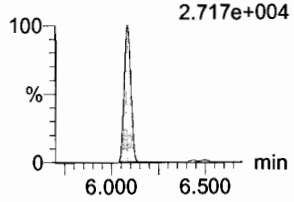

N-EtFOSA
F40:MRM of 2 channels,ES-
526.1 > 168.9
2.371e+005

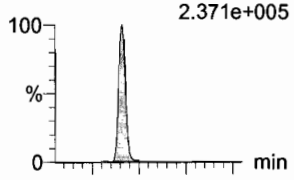

F40:MRM of 2 channels,ES-
526.1 > 219
1.539e+005

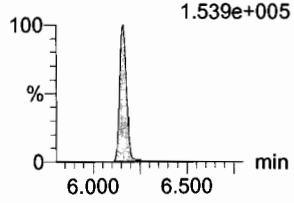

PFHxDA
F62:MRM of 2 channels,ES-
813.1 > 768.6
1.618e+005

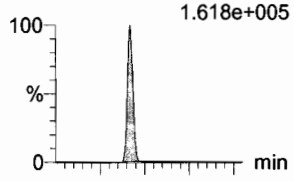

F62:MRM of 2 channels,ES-
813.1 > 219
1.566e+004

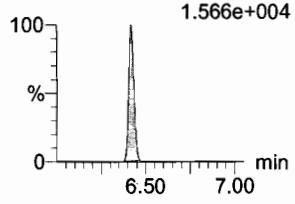

13C2-PFDoA
F54:MRM of 2 channels,ES-
615.0 > 569.7
3.636e+005

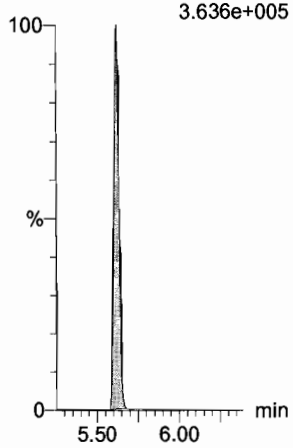

d3-N-MeFOSA
F38:MRM of 1 channel,ES-
515.2 > 168.9
4.702e+005



13C2-PFTeDA
F61:MRM of 2 channels,ES-
714.8 > 669.6
1.553e+005

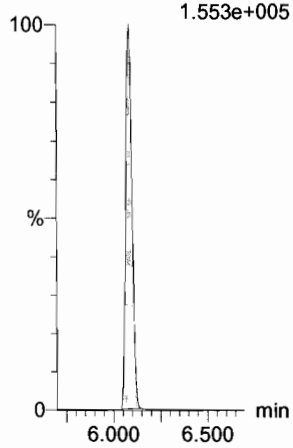

13C2-PFTeDA
F61:MRM of 2 channels,ES-
714.8 > 669.6
1.553e+005

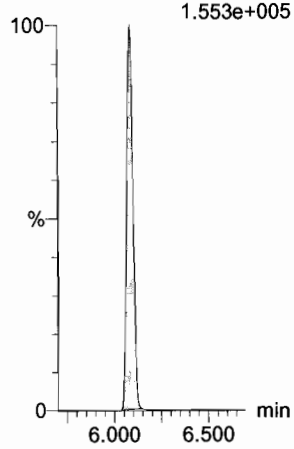

d5-N-ETFOSA
F43:MRM of 1 channel,ES-
531.1 > 168.9
7.048e+005



13C2-PFHxDA
F63:MRM of 1 channel,ES-
815 > 769.7
1.155e+005

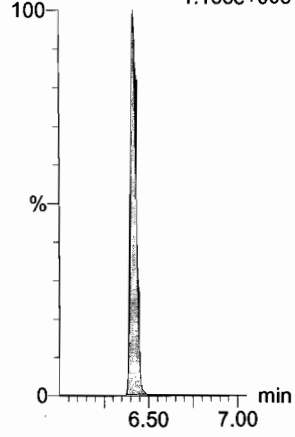

Dataset: F:\Projects\PFAS.PRO\Results\180129M1\180129M1-CRV.qld

Last Altered: Tuesday, January 30, 2018 08:01:26 Pacific Standard Time
Printed: Tuesday, January 30, 2018 08:02:30 Pacific Standard Time

Name: 180129M1_7, Date: 29-Jan-2018, Time: 11:24:59, ID: ST180129M1-6 PFC CS3 18A1909, Description: PFC CS3 18A1909

PFODA
F64:MRM of 1 channel,ES-
913.1 > 868.8
2.439e+005

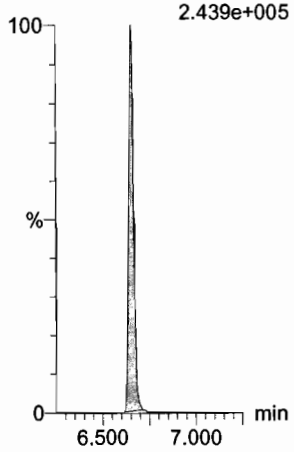

N-MeFOSE
F55:MRM of 1 channel,ES-
616.1 > 58.9
1.749e+005

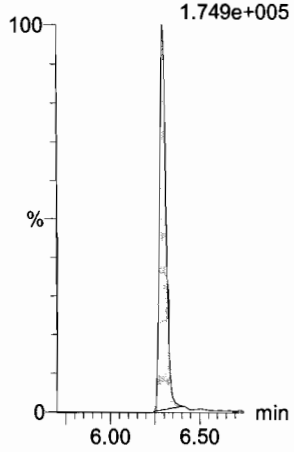

N-EtFOSE
F57:MRM of 1 channel,ES-
630.1 > 58.9
2.436e+005

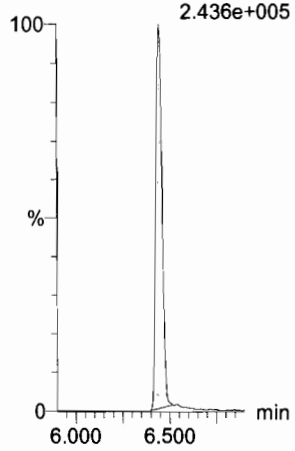

13C4-PFBA
F3:MRM of 1 channel,ES-
217. > 171.8
1.715e+005

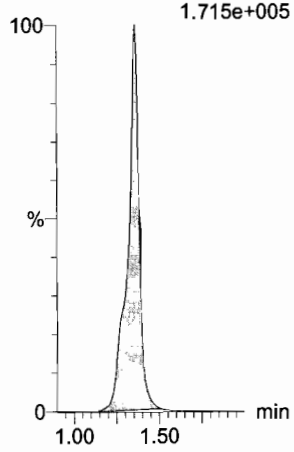

13C5-PFHxA
F10:MRM of 1 channel,ES-
318 > 272.9
4.206e+005

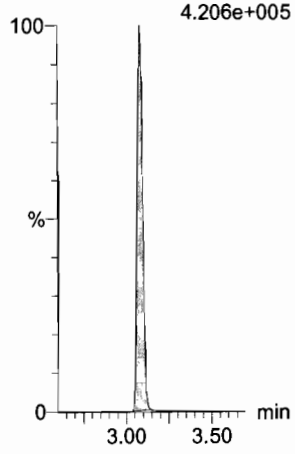

13C3-PFHxS
F18:MRM of 1 channel,ES-
401.9 > 79.9
1.109e+005

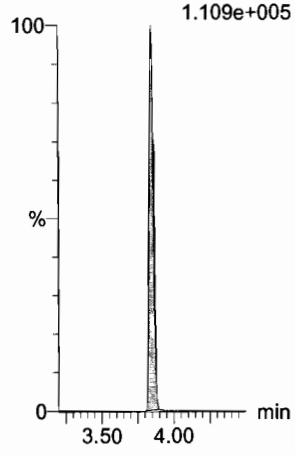

13C2-PFHxDA
F63:MRM of 1 channel,ES-
815 > 769.7
1.155e+005

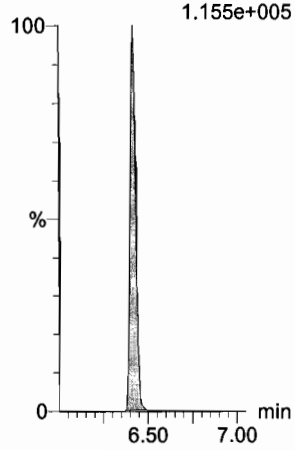

d7-N-MeFOSE
F56:MRM of 1 channel,ES-
623.1 > 58.9
5.669e+005



d9-N-EtFOSE
F58:MRM of 1 channel,ES-
639.2 > 58.8
6.275e+005

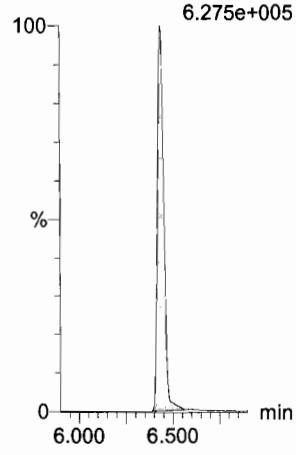

13C8-PFOA
F22:MRM of 1 channel,ES-
421.3 > 376
4.858e+005

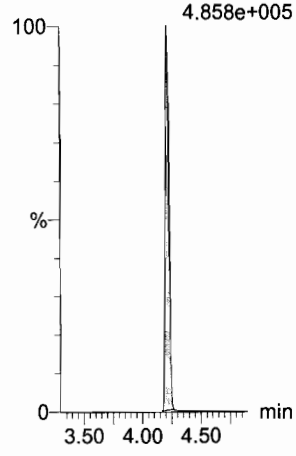

13C9-PFNA
F28:MRM of 1 channel,ES-
472.2 > 426.9
4.085e+005

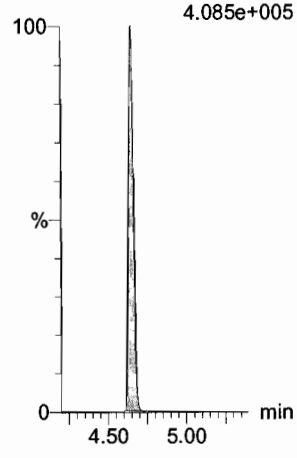

13C4-PFOS
F32:MRM of 1 channel,ES-
503 > 79.9
8.426e+004

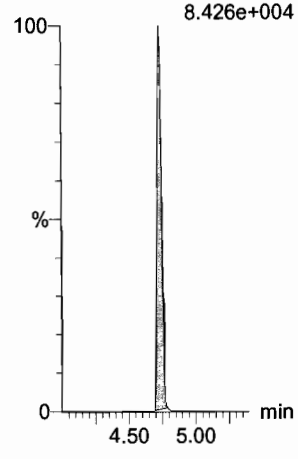

Dataset: F:\Projects\PFAS.PRO\Results\180129M1\180129M1-CRV.qld

Last Altered: Tuesday, January 30, 2018 08:01:26 Pacific Standard Time
Printed: Tuesday, January 30, 2018 08:02:30 Pacific Standard Time

Name: 180129M1_7, Date: 29-Jan-2018, Time: 11:24:59, ID: ST180129M1-6 PFC CS3 18A1909, Description: PFC CS3 18A1909

13C6-PFDA

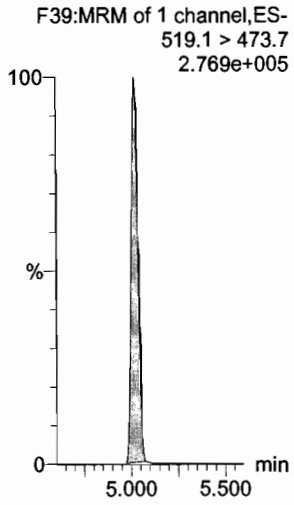

13C7-PFUdA

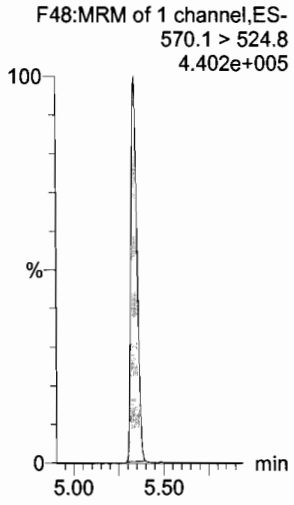

Dataset: F:\Projects\PFAS.PRO\Results\180129M1\180129M1-CRV.qld

Last Altered: Tuesday, January 30, 2018 08:01:26 Pacific Standard Time
Printed: Tuesday, January 30, 2018 08:02:30 Pacific Standard Time

Name: 180129M1_8, Date: 29-Jan-2018, Time: 11:36:29, ID: ST180129M1-7 PFC CS4 18A1910, Description: PFC CS4 18A1910

PFBA
F1:MRM of 1 channel,ES-
213.0 > 168.8
6.059e+005

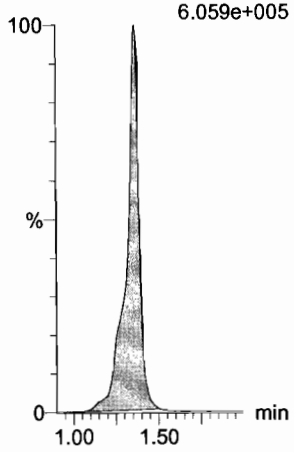

PFPeA
F4:MRM of 1 channel,ES-
263.1 > 218.9
1.367e+006

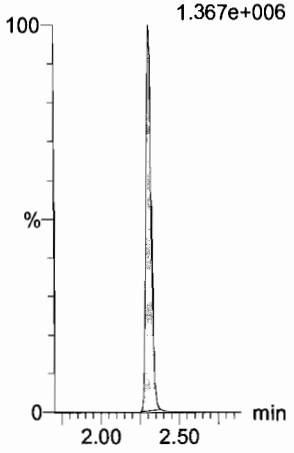

PFBS
F6:MRM of 2 channels,ES-
299.0 > 79.7
3.365e+005

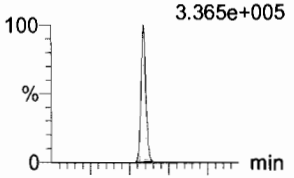

F6:MRM of 2 channels,ES-
299.0 > 99.0
1.444e+005

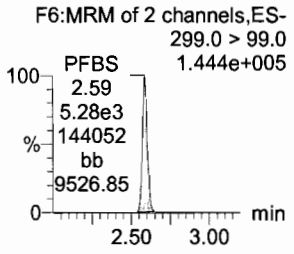

PFHxA
F8:MRM of 2 channels,ES-
313.2 > 268.9
1.806e+006

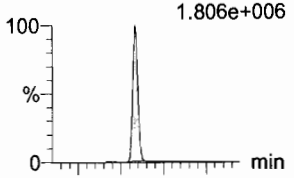

F8:MRM of 2 channels,ES-
313.2 > 119
1.226e+004

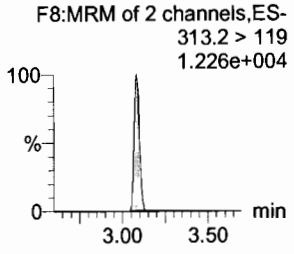

PFHpA
F15:MRM of 2 channels,ES-
363.0 > 318.9
1.329e+006

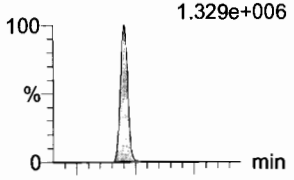

F15:MRM of 2 channels,ES-
363.0 > 169.0
9.749e+004

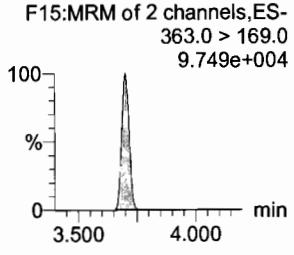

L-PFHxS
F17:MRM of 2 channels,ES-
398.9 > 79.6
2.400e+005

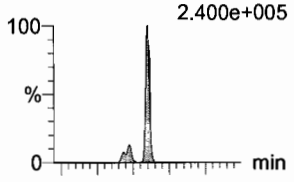

F17:MRM of 2 channels,ES-
398.9 > 99.0
1.798e+005

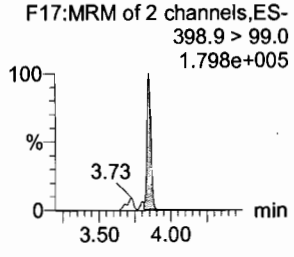

13C3-PFBA
F2:MRM of 1 channel,ES-
216.1 > 171.8
1.304e+005

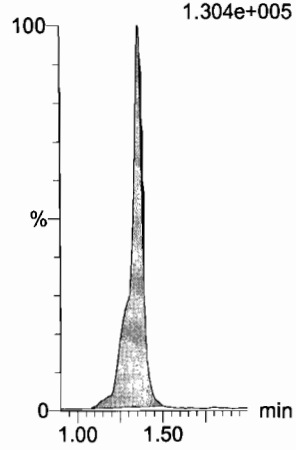

13C3-PFPeA
F5:MRM of 1 channel,ES-
266. > 221.8
3.218e+005

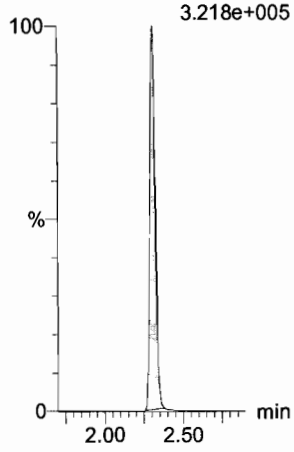

13C3-PFBS
F7:MRM of 1 channel,ES-
302. > 98.8
4.422e+004

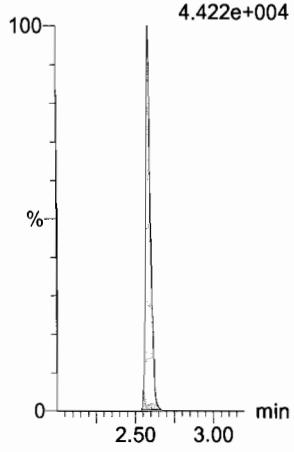

13C2-PFHxA
F9:MRM of 1 channel,ES-
315 > 269.8
1.199e+005

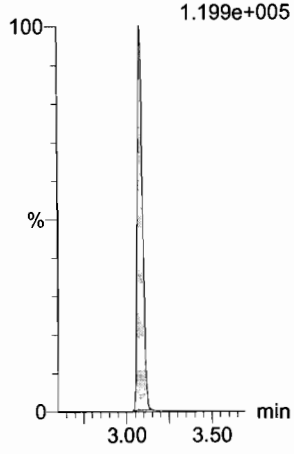

13C4-PFHpA
F16:MRM of 1 channel,ES-
367.2 > 321.8
2.436e+005



18O2-PFHxS
F19:MRM of 1 channel,ES-
403.0 > 102.6
3.965e+004



Dataset: F:\Projects\PFAS.PRO\Results\180129M1\180129M1-CRV.qld

Last Altered: Tuesday, January 30, 2018 08:01:26 Pacific Standard Time
Printed: Tuesday, January 30, 2018 08:02:30 Pacific Standard Time

Name: 180129M1_8, Date: 29-Jan-2018, Time: 11:36:29, ID: ST180129M1-7 PFC CS4 18A1910, Description: PFC CS4 18A1910

6:2 FTS

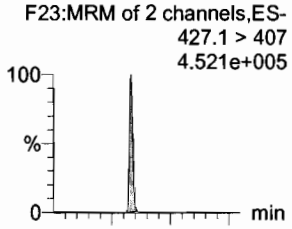

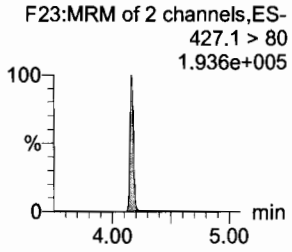

L-PFOA

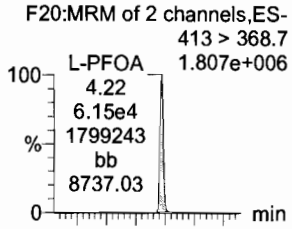

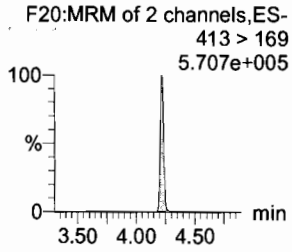

PFHpS

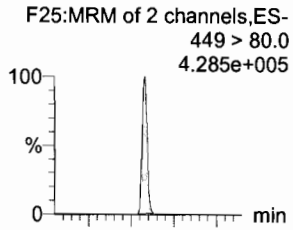

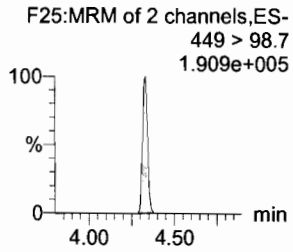

PFNA

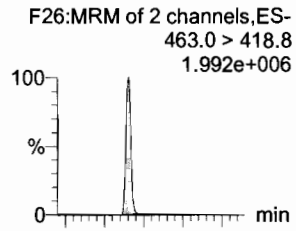

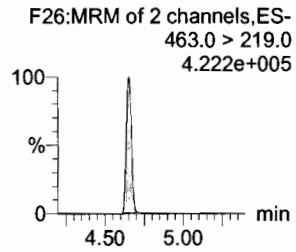

PFOSA

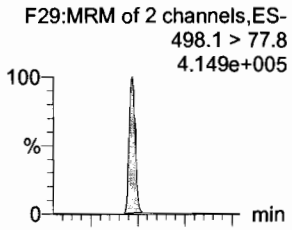

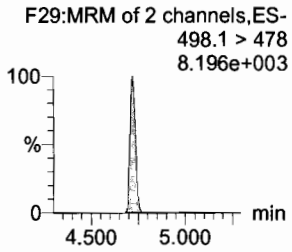

L-PFOS

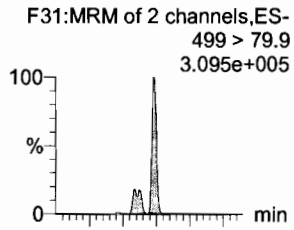

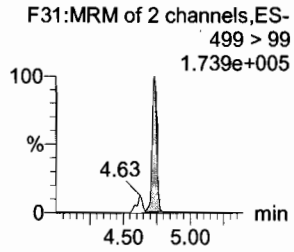

13C2-6:2 FTS

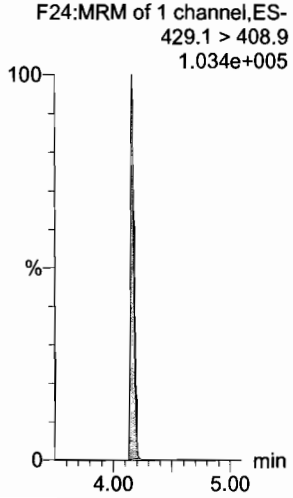

13C2-PFOA

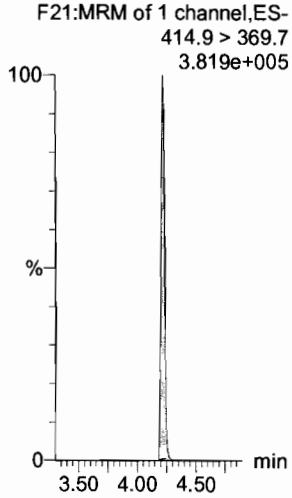

13C3-PFBS

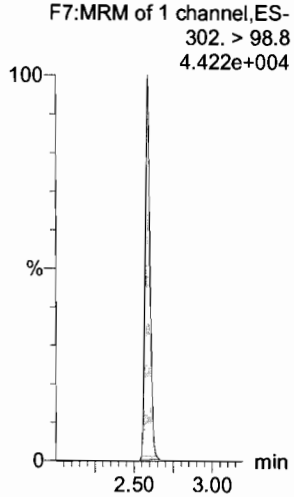

13C5-PFNA



13C8-PFOSA

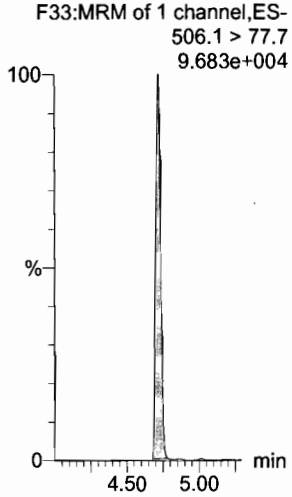

13C8-PFOS

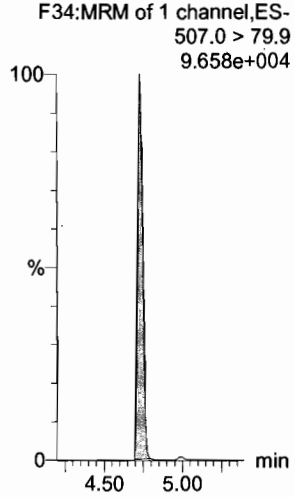

Dataset: F:\Projects\PFAS.PRO\Results\180129M1\180129M1-CRV.qld

Last Altered: Tuesday, January 30, 2018 08:01:26 Pacific Standard Time
Printed: Tuesday, January 30, 2018 08:02:30 Pacific Standard Time

Name: 180129M1_8, Date: 29-Jan-2018, Time: 11:36:29, ID: ST180129M1-7 PFC CS4 18A1910, Description: PFC CS4 18A1910

PFDA

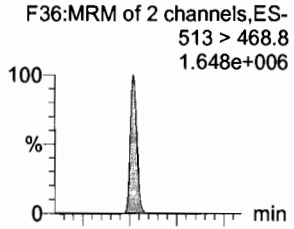

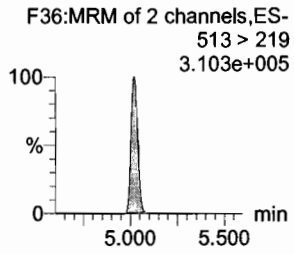

8:2 FTS

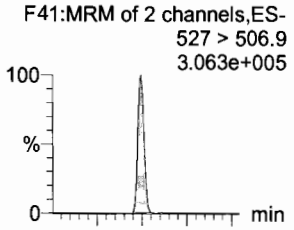

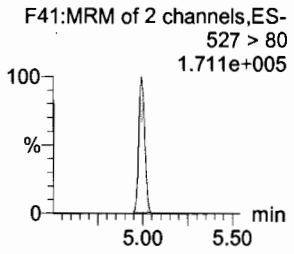

N-MeFOSAA

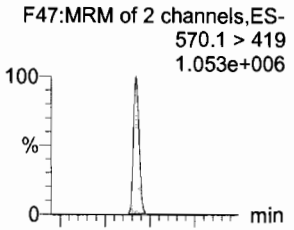

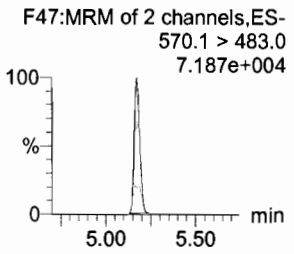

N-EtFOSAA

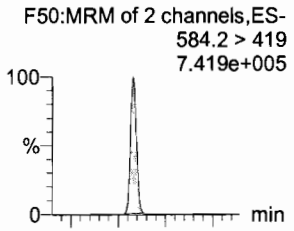

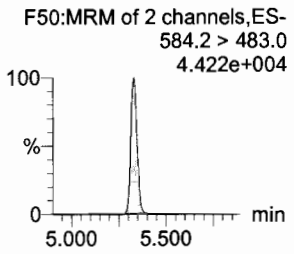

PFUdA

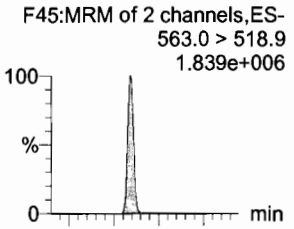

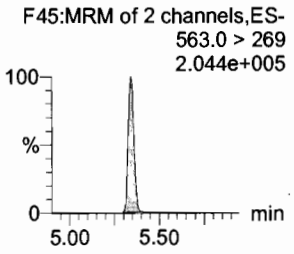

PFDS

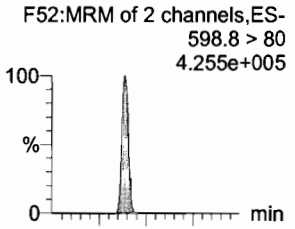

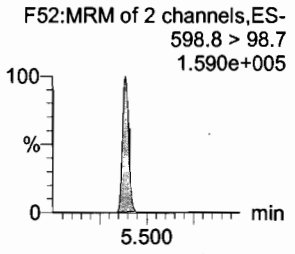

13C2-PFDA



13C2-8:2 FTS



d3-N-MeFOSAA

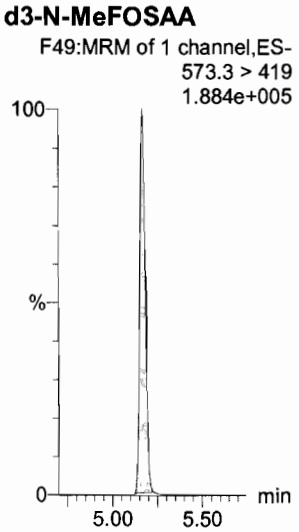

d5-N-EtFOSAA

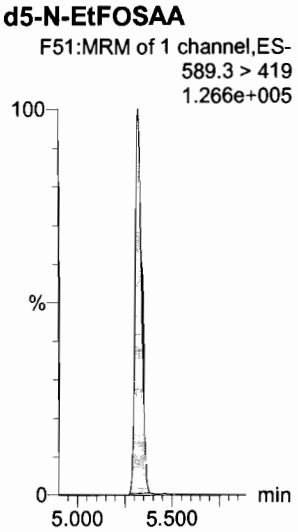

13C2-PFUdA

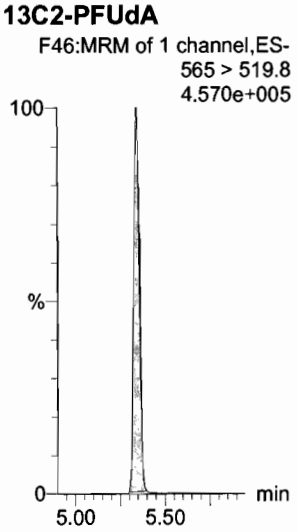

13C2-PFUdA

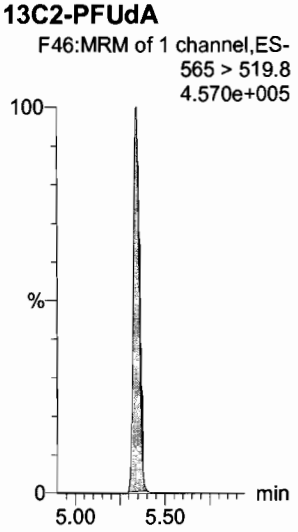

Dataset: F:\Projects\PFAS.PRO\Results\180129M1\180129M1-CRV.qld

Last Altered: Tuesday, January 30, 2018 08:01:26 Pacific Standard Time
Printed: Tuesday, January 30, 2018 08:02:30 Pacific Standard Time

Name: 180129M1_8, Date: 29-Jan-2018, Time: 11:36:29, ID: ST180129M1-7 PFC CS4 18A1910, Description: PFC CS4 18A1910

PFDoA
F53:MRM of 4 channels,ES-
612.9 > 569.0
2.143e+006

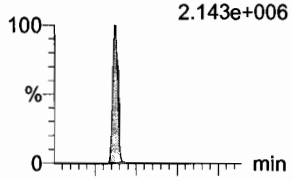

F53:MRM of 4 channels,ES-
612.9 > 318.8
2.731e+005

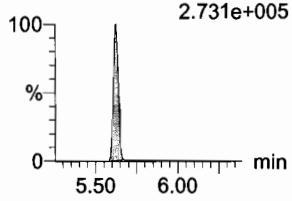

N-MeFOSA
F35:MRM of 2 channels,ES-
512.1 > 168.9
8.109e+005

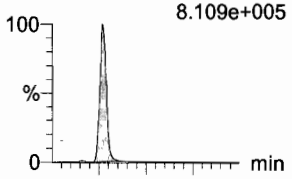

F35:MRM of 2 channels,ES-
512.1 > 219
6.004e+005

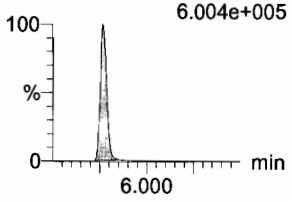

PFTrDA
F59:MRM of 2 channels,ES-
662.9 > 618.9
1.727e+006

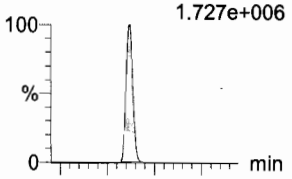

F59:MRM of 2 channels,ES-
662.9 > 319
6.985e+004

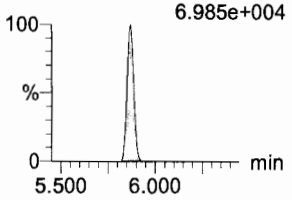

PFTeDA
F60:MRM of 2 channels,ES-
712.9 > 668.8
1.201e+006

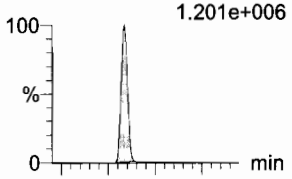

F60:MRM of 2 channels,ES-
712.9 > 369
1.035e+005

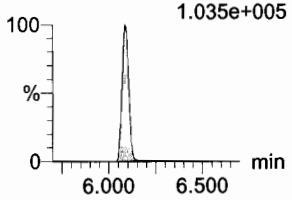

N-EtFOSA
F40:MRM of 2 channels,ES-
526.1 > 168.9
1.033e+006

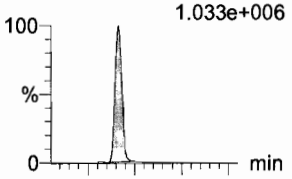

F40:MRM of 2 channels,ES-
526.1 > 219
7.064e+005

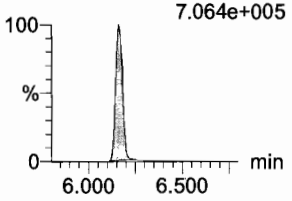

PFHxDA
F62:MRM of 2 channels,ES-
813.1 > 768.6
7.600e+005

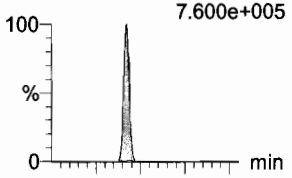

F62:MRM of 2 channels,ES-
813.1 > 219
6.779e+004

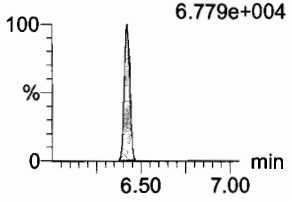

13C2-PFDoA
F54:MRM of 2 channels,ES-
615.0 > 569.7
4.382e+005



d3-N-MeFOSA
F38:MRM of 1 channel,ES-
515.2 > 168.9
4.480e+005



13C2-PFTeDA
F61:MRM of 2 channels,ES-
714.8 > 669.6
1.404e+005

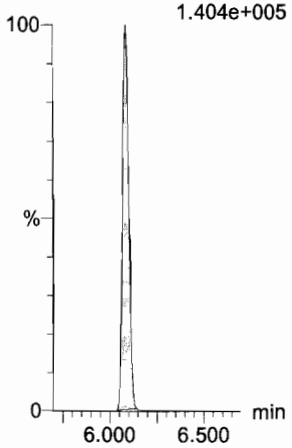

13C2-PFTeDA
F61:MRM of 2 channels,ES-
714.8 > 669.6
1.404e+005

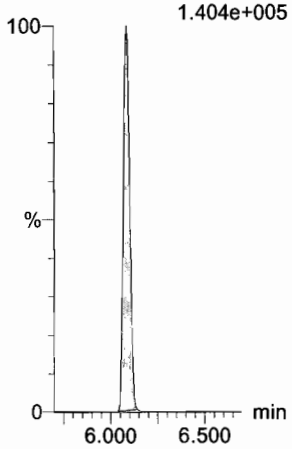

d5-N-ETFOSA
F43:MRM of 1 channel,ES-
531.1 > 168.9
6.636e+005

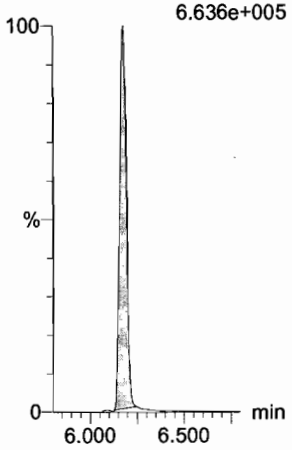

13C2-PFHxDA
F63:MRM of 1 channel,ES-
815 > 769.7
1.239e+005

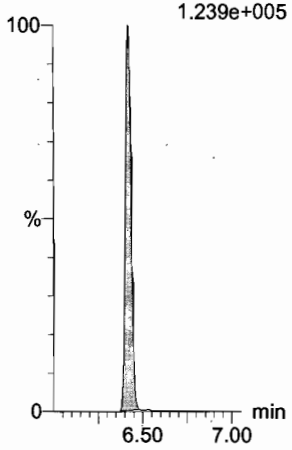

Dataset: F:\Projects\PFAS.PRO\Results\180129M1\180129M1-CRV.qld

Last Altered: Tuesday, January 30, 2018 08:01:26 Pacific Standard Time
Printed: Tuesday, January 30, 2018 08:02:30 Pacific Standard Time

Name: 180129M1_8, Date: 29-Jan-2018, Time: 11:36:29, ID: ST180129M1-7 PFC CS4 18A1910, Description: PFC CS4 18A1910

PFODA
F64:MRM of 1 channel,ES-
913.1 > 868.8
1.101e+006

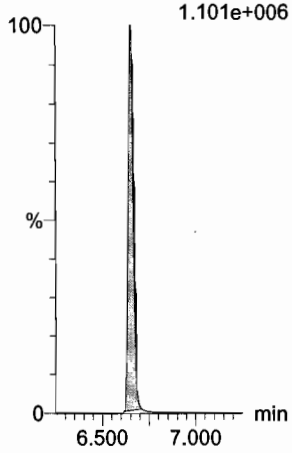

N-MeFOSE
F55:MRM of 1 channel,ES-
616.1 > 58.9
8.399e+005

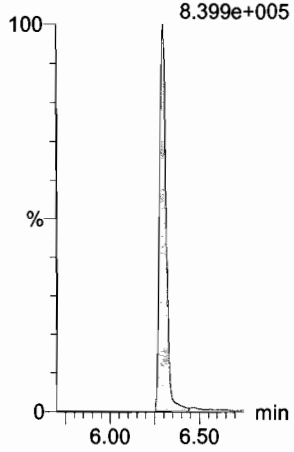

N-EtFOSE
F57:MRM of 1 channel,ES-
630.1 > 58.9
1.155e+006



13C4-PFBA
F3:MRM of 1 channel,ES-
217. > 171.8
1.486e+005

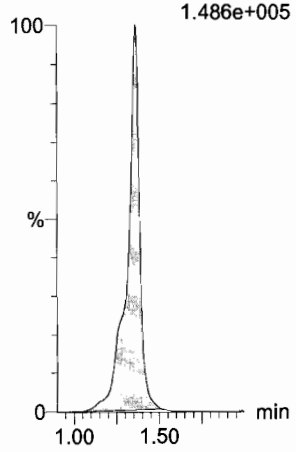

13C5-PFHxA
F10:MRM of 1 channel,ES-
318 > 272.9
4.331e+005



13C3-PFHxS
F18:MRM of 1 channel,ES-
401.9 > 79.9
1.006e+005



13C2-PFHxDA
F63:MRM of 1 channel,ES-
815 > 769.7
1.239e+005

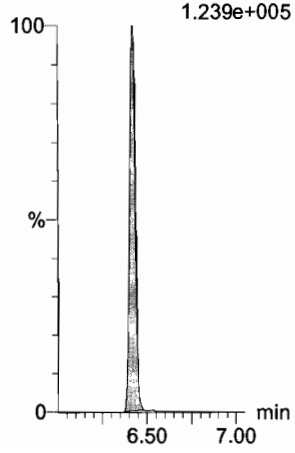

d7-N-MeFOSE
F56:MRM of 1 channel,ES-
623.1 > 58.9
4.894e+005



d9-N-EtFOSE
F58:MRM of 1 channel,ES-
639.2 > 58.8
5.209e+005

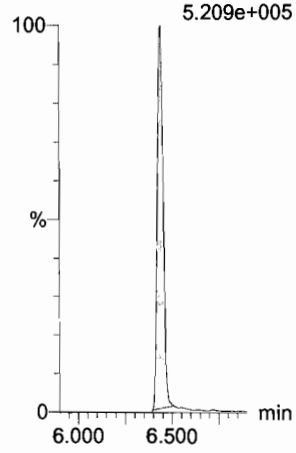

13C8-PFOA
F22:MRM of 1 channel,ES-
421.3 > 376
4.335e+005

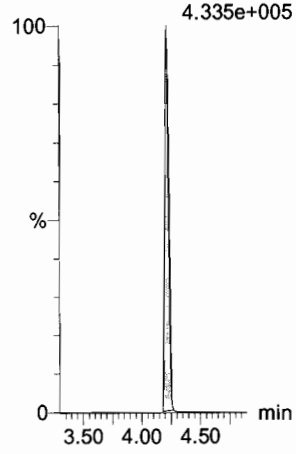

13C9-PFNA
F28:MRM of 1 channel,ES-
472.2 > 426.9
3.786e+005

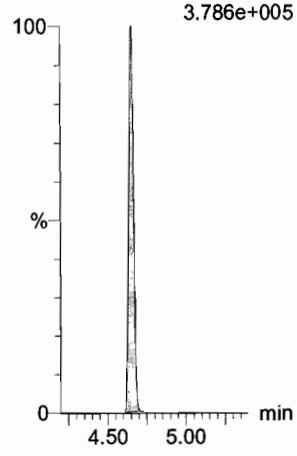

13C4-PFOS
F32:MRM of 1 channel,ES-
503 > 79.9
1.002e+005

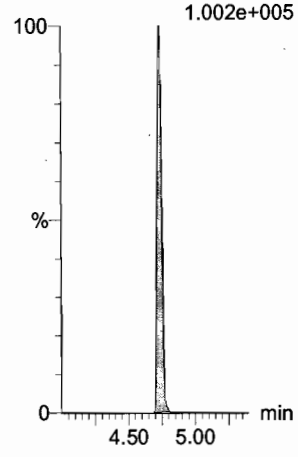

Dataset: F:\Projects\PFAS.PRO\Results\180129M1\180129M1-CRV.qld

Last Altered: Tuesday, January 30, 2018 08:01:26 Pacific Standard Time
Printed: Tuesday, January 30, 2018 08:02:30 Pacific Standard Time

Name: 180129M1_8, Date: 29-Jan-2018, Time: 11:36:29, ID: ST180129M1-7 PFC CS4 18A1910, Description: PFC CS4 18A1910

13C6-PFDA

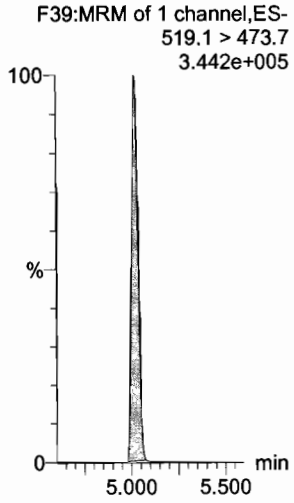

13C7-PFUdA

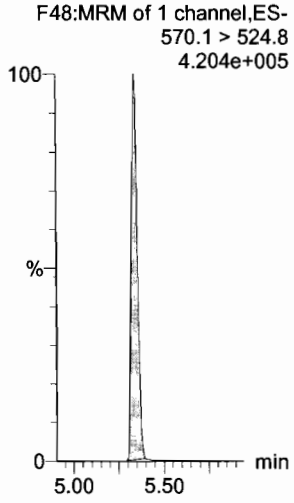

Dataset: F:\Projects\PFAS.PRO\Results\180129M1\180129M1-CRV.qld

Last Altered: Tuesday, January 30, 2018 08:01:26 Pacific Standard Time
Printed: Tuesday, January 30, 2018 08:02:30 Pacific Standard Time

Name: 180129M1_9, Date: 29-Jan-2018, Time: 11:47:59, ID: ST180129M1-8 PFC CS5 18A1911, Description: PFC CS5 18A1911

PFBA
F1:MRM of 1 channel,ES-
213.0 > 168.8
1.325e+006

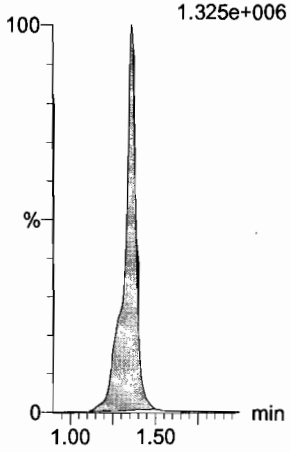

PFPeA
F4:MRM of 1 channel,ES-
263.1 > 218.9
2.623e+006

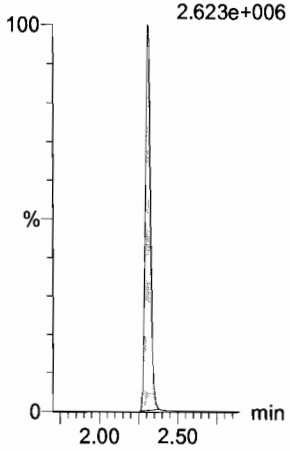

PFBS
F6:MRM of 2 channels,ES-
299.0 > 79.7
5.675e+005

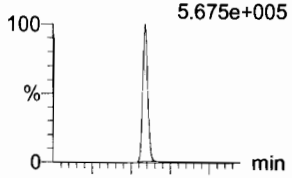

F6:MRM of 2 channels,ES-
299.0 > 99.0
2.756e+005

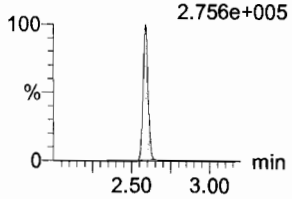

PFHxA
F8:MRM of 2 channels,ES-
313.2 > 268.9
3.988e+006

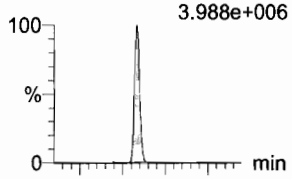

F8:MRM of 2 channels,ES-
313.2 > 119
2.768e+004

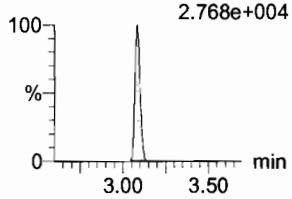

PFHpA
F15:MRM of 2 channels,ES-
363.0 > 318.9
3.183e+006

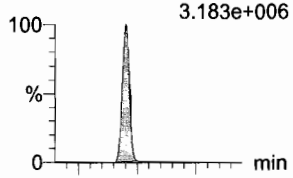

F15:MRM of 2 channels,ES-
363.0 > 169.0
1.990e+005

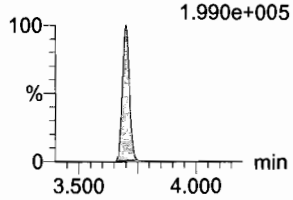

L-PFHxS
F17:MRM of 2 channels,ES-
398.9 > 79.6
4.482e+005

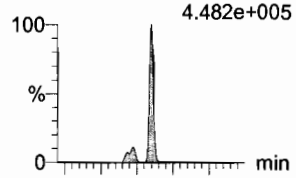

F17:MRM of 2 channels,ES-
398.9 > 99.0
3.345e+005

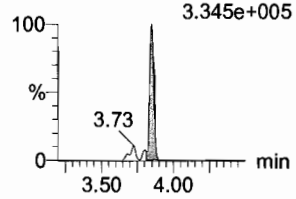

13C3-PFBA
F2:MRM of 1 channel,ES-
216.1 > 171.8
1.340e+005



13C3-PFPeA
F5:MRM of 1 channel,ES-
266. > 221.8
2.883e+005

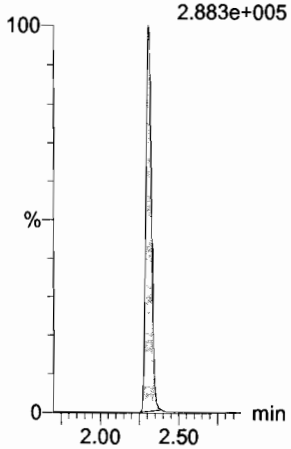

13C3-PFBS
F7:MRM of 1 channel,ES-
302. > 98.8
3.983e+004

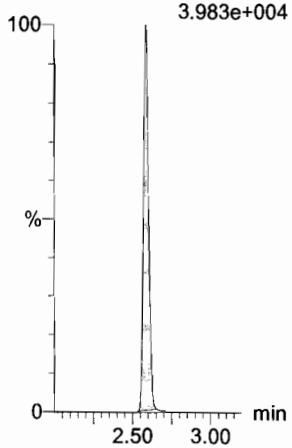

13C2-PFHxA
F9:MRM of 1 channel,ES-
315 > 269.8
1.242e+005

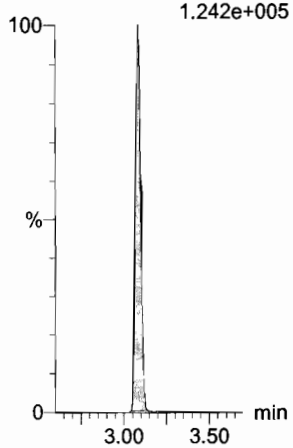

13C4-PFHpA
F16:MRM of 1 channel,ES-
367.2 > 321.8
3.010e+005

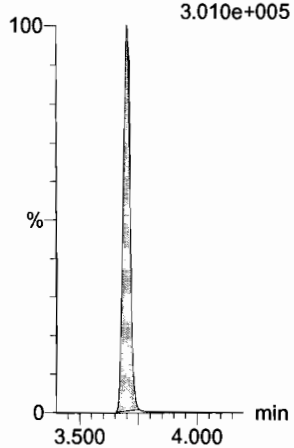

18O2-PFHxS
F19:MRM of 1 channel,ES-
403.0 > 102.6
3.508e+004

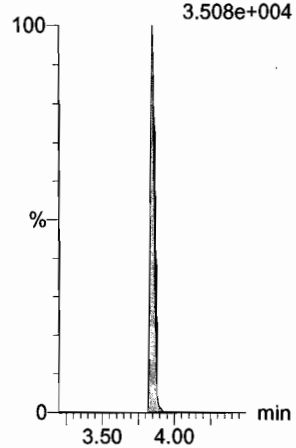

Dataset: F:\Projects\PFAS.PRO\Results\180129M1\180129M1-CRV.qld

Last Altered: Tuesday, January 30, 2018 08:01:26 Pacific Standard Time
Printed: Tuesday, January 30, 2018 08:02:30 Pacific Standard Time

Name: 180129M1_9, Date: 29-Jan-2018, Time: 11:47:59, ID: ST180129M1-8 PFC CS5 18A1911, Description: PFC CS5 18A1911

6:2 FTS

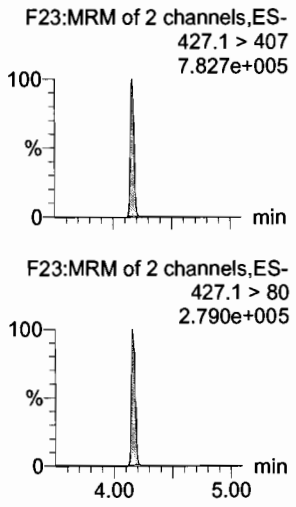

L-PFOA

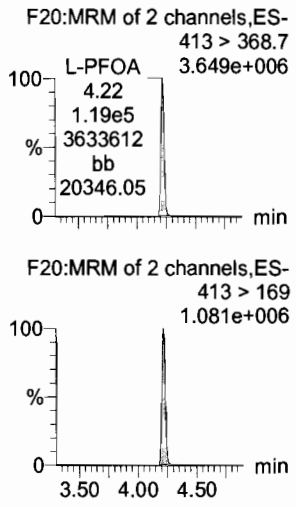

PFHpS

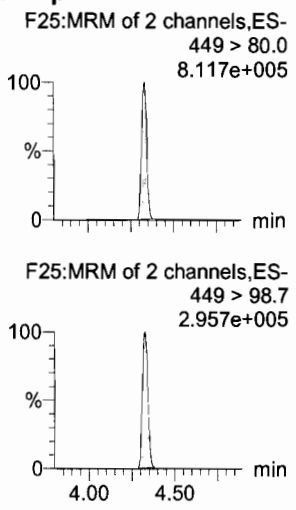

PFNA

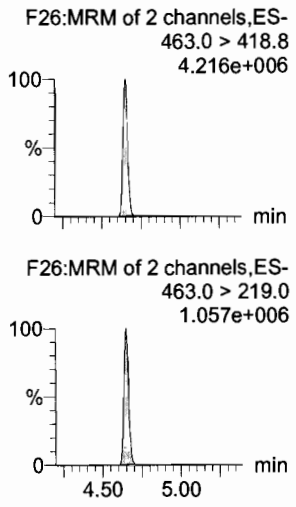

PFOSA

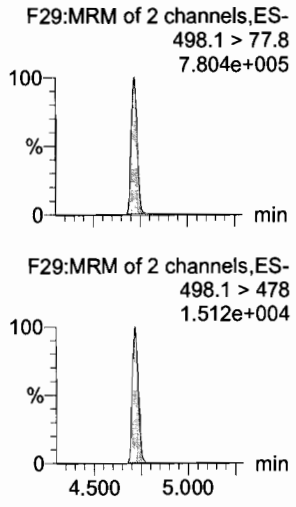

L-PFOS

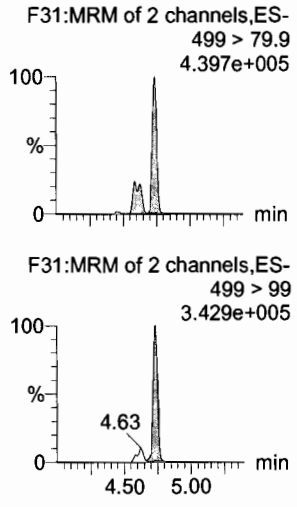

13C2-6:2 FTS



13C2-PFOA



13C3-PFBS

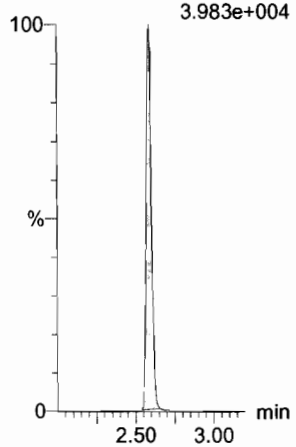

13C5-PFNA

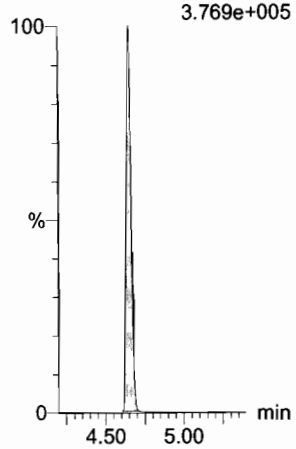

13C8-PFOSA



13C8-PFOS

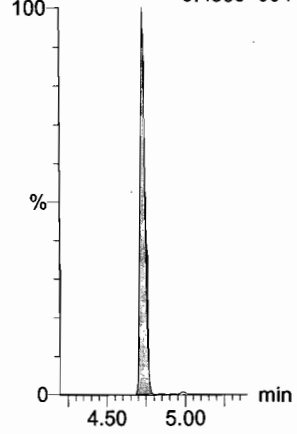

Dataset: F:\Projects\PFAS.PRO\Results\180129M1\180129M1-CRV.qld

Last Altered: Tuesday, January 30, 2018 08:01:26 Pacific Standard Time
Printed: Tuesday, January 30, 2018 08:02:30 Pacific Standard Time

Name: 180129M1_9, Date: 29-Jan-2018, Time: 11:47:59, ID: ST180129M1-8 PFC CS5 18A1911, Description: PFC CS5 18A1911

PFDA

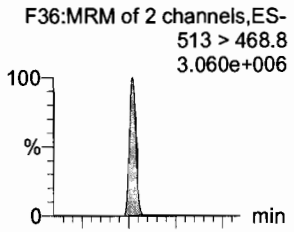

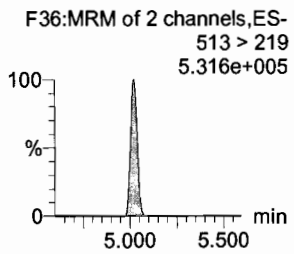

8:2 FTS

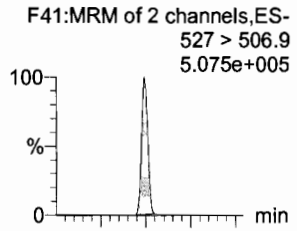

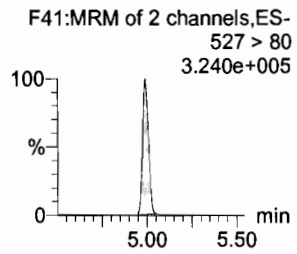

N-MeFOSAA

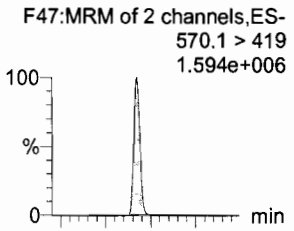

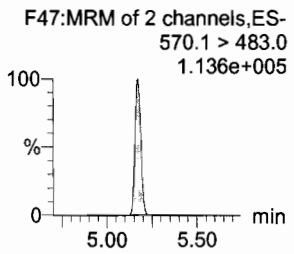

N-EtFOSAA

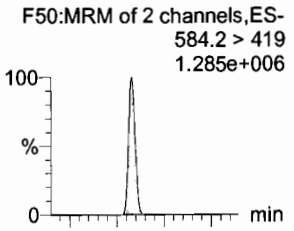

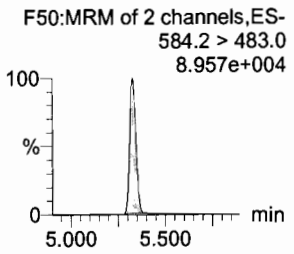

PFUdA

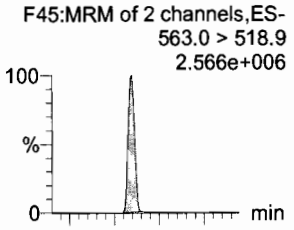

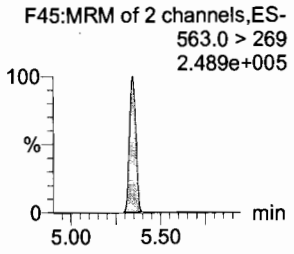

PFDS

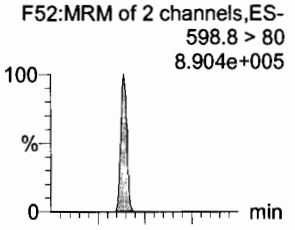

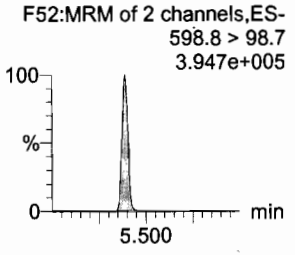

13C2-PFDA

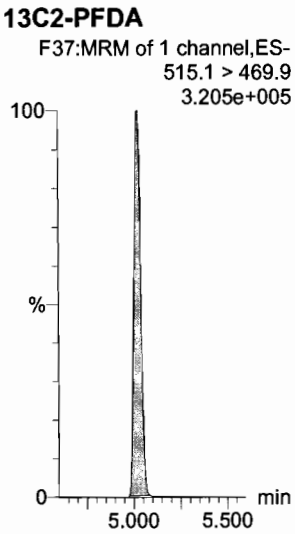

13C2-8:2 FTS

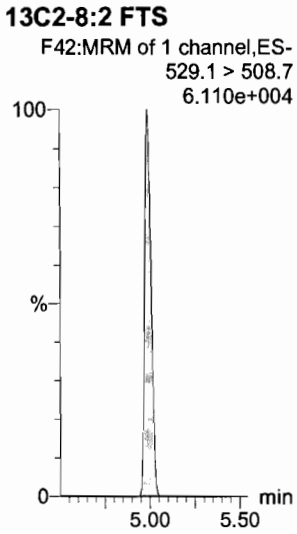

d3-N-MeFOSAA

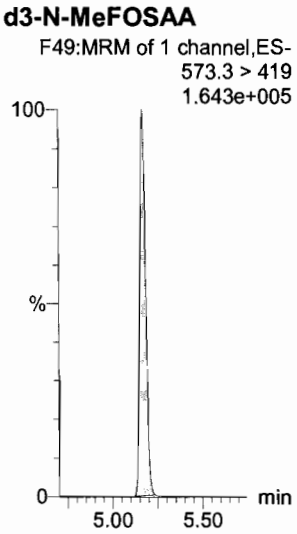

d5-N-EtFOSAA

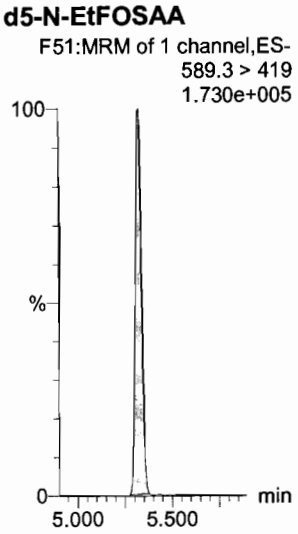

13C2-PFUdA

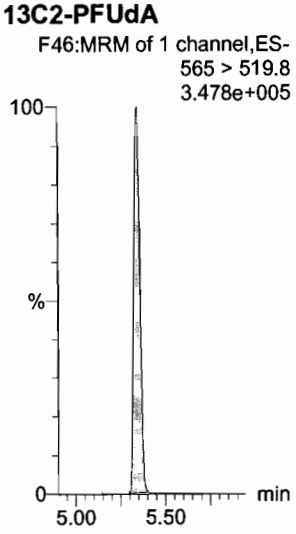

13C2-PFUdA

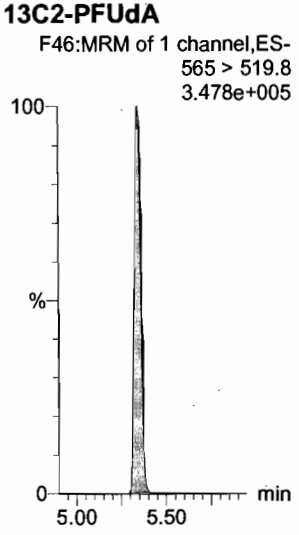

Dataset: F:\Projects\PFAS.PRO\Results\180129M1\180129M1-CRV.qld

Last Altered: Tuesday, January 30, 2018 08:01:26 Pacific Standard Time
Printed: Tuesday, January 30, 2018 08:02:30 Pacific Standard Time

Name: 180129M1_9, Date: 29-Jan-2018, Time: 11:47:59, ID: ST180129M1-8 PFC CS5 18A1911, Description: PFC CS5 18A1911

PFDoA
F53:MRM of 4 channels,ES-
612.9 > 569.0
4.748e+006

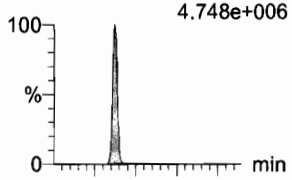

F53:MRM of 4 channels,ES-
612.9 > 318.8
6.442e+005

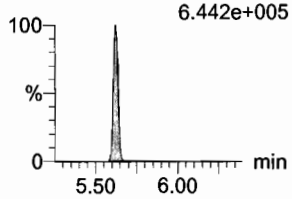

N-MeFOSA
F35:MRM of 2 channels,ES-
512.1 > 168.9
1.509e+006

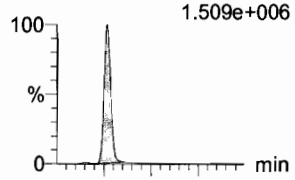

F35:MRM of 2 channels,ES-
512.1 > 219
1.120e+006

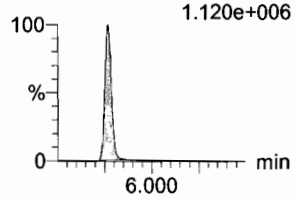

PFTrDA
F59:MRM of 2 channels,ES-
662.9 > 618.9
3.544e+006

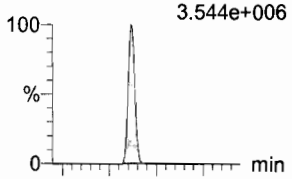

F59:MRM of 2 channels,ES-
662.9 > 319
1.815e+005

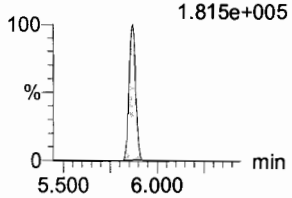

PFTeDA
F60:MRM of 2 channels,ES-
712.9 > 668.8
2.846e+006

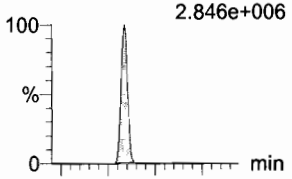

F60:MRM of 2 channels,ES-
712.9 > 369
3.133e+005

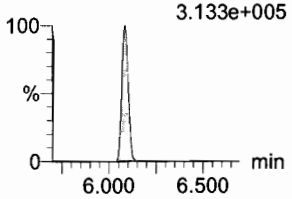

N-EtFOSA
F40:MRM of 2 channels,ES-
526.1 > 168.9
1.874e+006

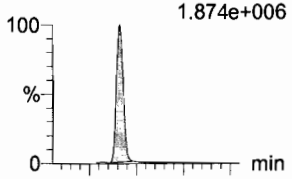

F40:MRM of 2 channels,ES-
526.1 > 219
1.313e+006

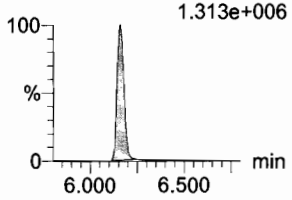

PFHxDA
F62:MRM of 2 channels,ES-
813.1 > 768.6
1.085e+006

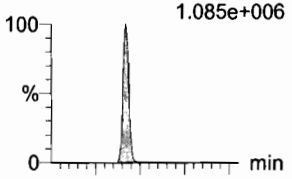

F62:MRM of 2 channels,ES-
813.1 > 219
1.069e+005

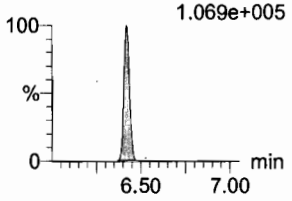

13C2-PFDoA
F54:MRM of 2 channels,ES-
615.0 > 569.7
4.299e+005

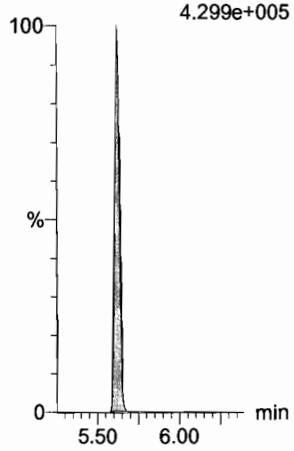

d3-N-MeFOSA
F38:MRM of 1 channel,ES-
515.2 > 168.9
4.249e+005



13C2-PFTeDA
F61:MRM of 2 channels,ES-
714.8 > 669.6
1.622e+005

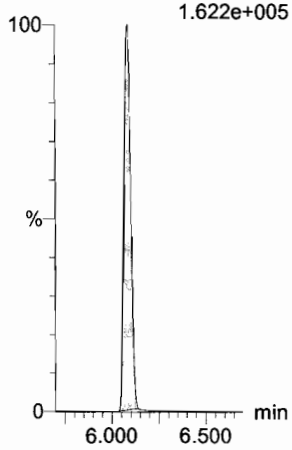

13C2-PFTeDA
F61:MRM of 2 channels,ES-
714.8 > 669.6
1.622e+005

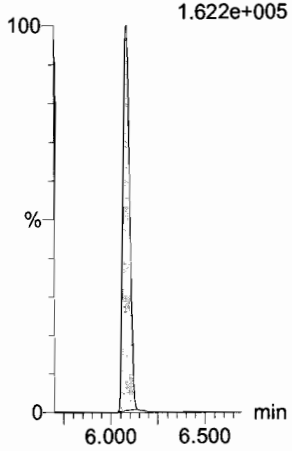

d5-N-ETFOSA
F43:MRM of 1 channel,ES-
531.1 > 168.9
6.420e+005

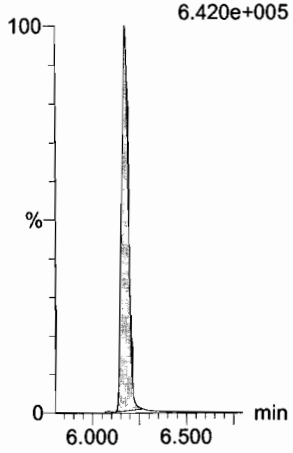

13C2-PFHxDA
F63:MRM of 1 channel,ES-
815 > 769.7
1.315e+005

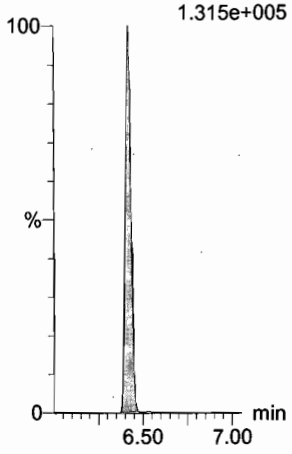

Dataset: F:\Projects\PFAS.PRO\Results\180129M1\180129M1-CRV.qld

Last Altered: Tuesday, January 30, 2018 08:01:26 Pacific Standard Time
Printed: Tuesday, January 30, 2018 08:02:30 Pacific Standard Time

Name: 180129M1_9, Date: 29-Jan-2018, Time: 11:47:59, ID: ST180129M1-8 PFC CS5 18A1911, Description: PFC CS5 18A1911

PFODA
F64:MRM of 1 channel,ES-
913.1 > 868.8
2.134e+006

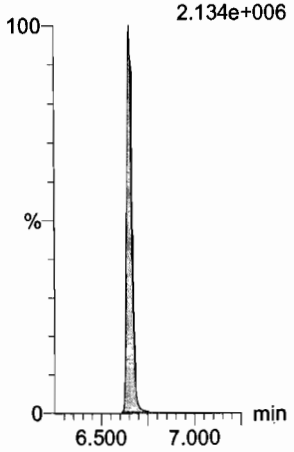

N-MeFOSE
F55:MRM of 1 channel,ES-
616.1 > 58.9
1.470e+006



N-EtFOSE
F57:MRM of 1 channel,ES-
630.1 > 58.9
2.174e+006

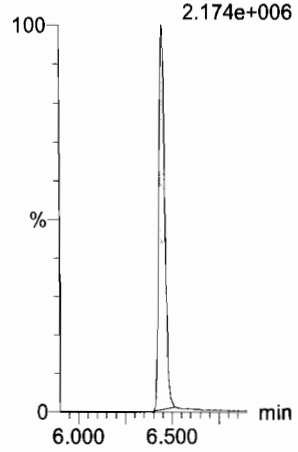

13C4-PFBA
F3:MRM of 1 channel,ES-
217. > 171.8
1.573e+005

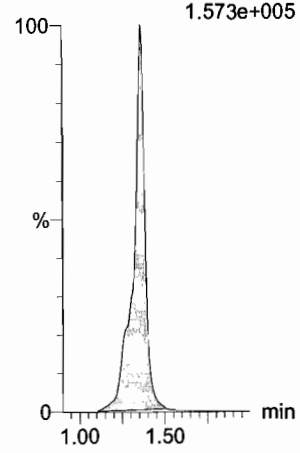

13C5-PFHxA
F10:MRM of 1 channel,ES-
318 > 272.9
4.076e+005

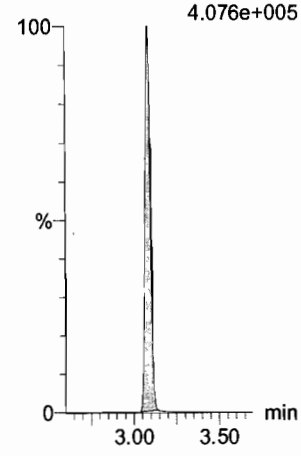

13C3-PFHxS
F18:MRM of 1 channel,ES-
401.9 > 79.9
1.057e+005

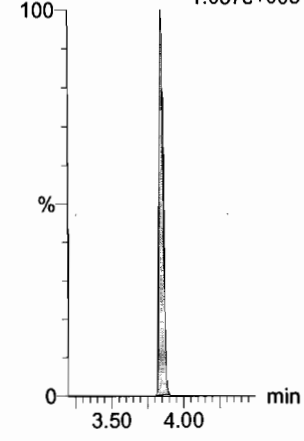

13C2-PFHxDA
F63:MRM of 1 channel,ES-
815 > 769.7
1.315e+005



d7-N-MeFOSE
F56:MRM of 1 channel,ES-
623.1 > 58.9
5.495e+005

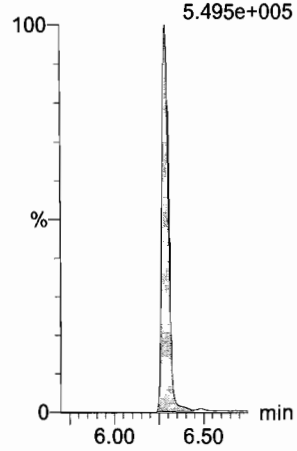

d9-N-EtFOSE
F58:MRM of 1 channel,ES-
639.2 > 58.8
5.908e+005

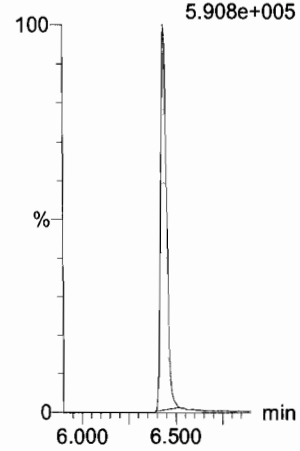

13C8-PFOA
F22:MRM of 1 channel,ES-
421.3 > 376
4.827e+005

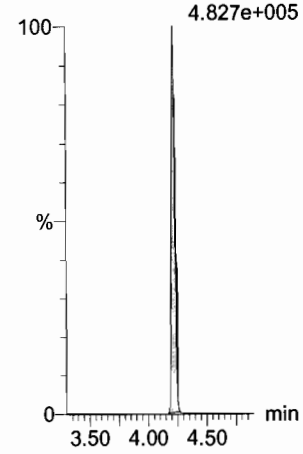

13C9-PFNA
F28:MRM of 1 channel,ES-
472.2 > 426.9
4.093e+005

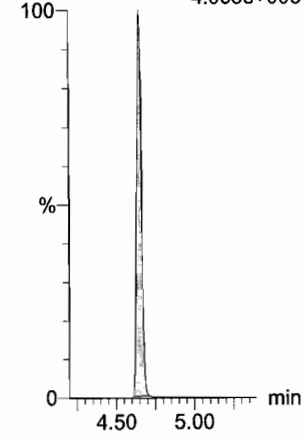

13C4-PFOS
F32:MRM of 1 channel,ES-
503 > 79.9
8.748e+004

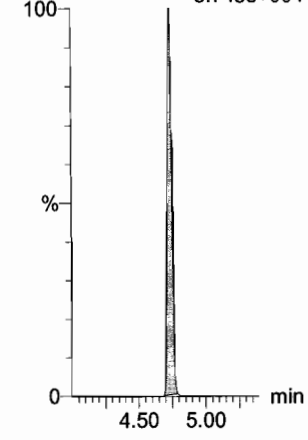

Dataset: F:\Projects\PFAS.PRO\Results\180129M1\180129M1-CRV.qld

Last Altered: Tuesday, January 30, 2018 08:01:26 Pacific Standard Time
Printed: Tuesday, January 30, 2018 08:02:30 Pacific Standard Time

Name: 180129M1_9, Date: 29-Jan-2018, Time: 11:47:59, ID: ST180129M1-8 PFC CS5 18A1911, Description: PFC CS5 18A1911

13C6-PFDA

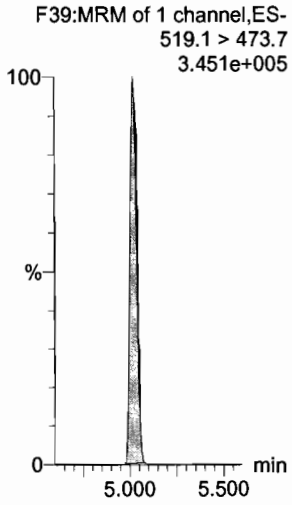

13C7-PFUdA

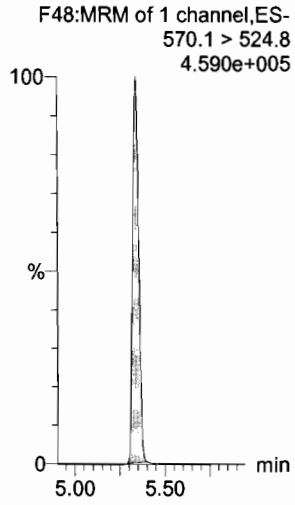

Dataset: F:\Projects\PFAS.PRO\Results\180129M1\180129M1-CRV.qld

Last Altered: Tuesday, January 30, 2018 08:01:26 Pacific Standard Time
Printed: Tuesday, January 30, 2018 08:02:30 Pacific Standard Time

Name: 180129M1_10, Date: 29-Jan-2018, Time: 11:59:26, ID: ST180129M1-9 PFC CS6 18A2403, Description: PFC CS6 18A2403

PFBA
F1:MRM of 1 channel,ES-
213.0 > 168.8
2.403e+006

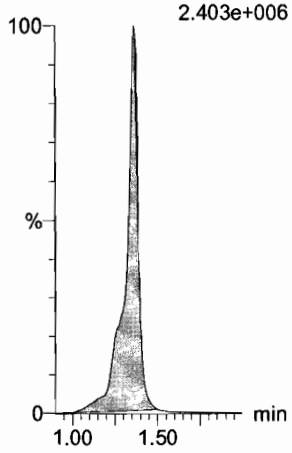

PFPeA
F4:MRM of 1 channel,ES-
263.1 > 218.9
4.590e+006

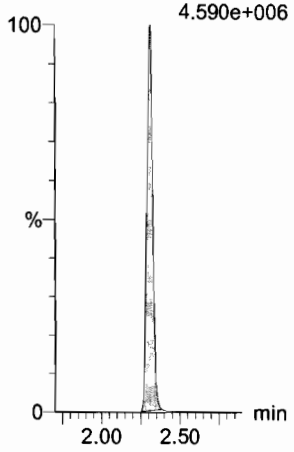

PFBS
F6:MRM of 2 channels,ES-
299.0 > 79.7
1.083e+006

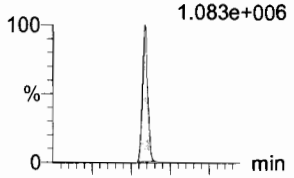

F6:MRM of 2 channels,ES-
299.0 > 99.0
5.012e+005

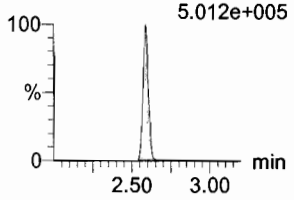

PFHxA
F8:MRM of 2 channels,ES-
313.2 > 268.9
6.636e+006

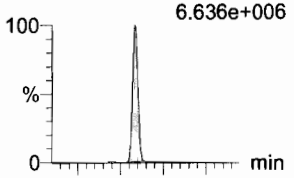

F8:MRM of 2 channels,ES-
313.2 > 119
4.864e+004

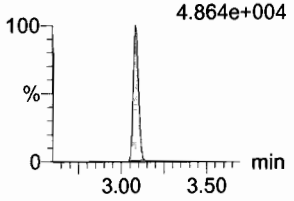

PFHpA
F15:MRM of 2 channels,ES-
363.0 > 318.9
5.295e+006

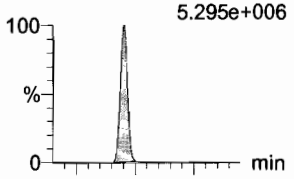

F15:MRM of 2 channels,ES-
363.0 > 169.0
4.327e+005

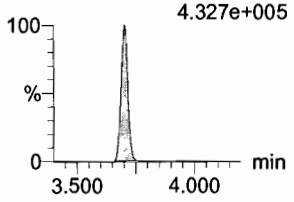

L-PFHxS
F17:MRM of 2 channels,ES-
398.9 > 79.6
7.269e+005

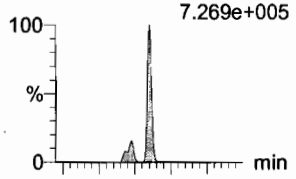

F17:MRM of 2 channels,ES-
398.9 > 99.0
6.030e+005

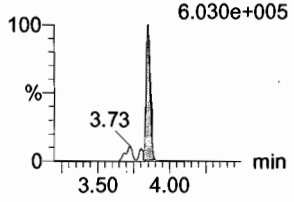

13C3-PFBA
F2:MRM of 1 channel,ES-
216.1 > 171.8
9.696e+004



13C3-PFPeA
F5:MRM of 1 channel,ES-
266. > 221.8
2.484e+005



13C3-PFBS
F7:MRM of 1 channel,ES-
302. > 98.8
3.277e+004

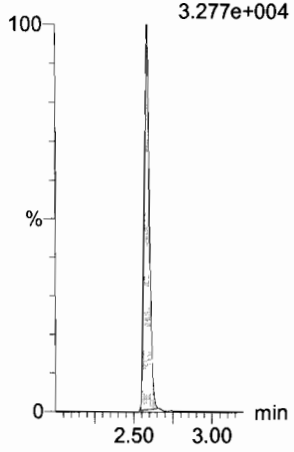

13C2-PFHxA
F9:MRM of 1 channel,ES-
315 > 269.8
8.577e+004

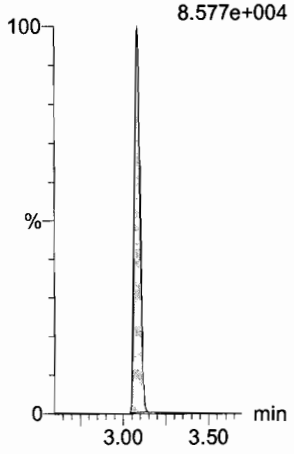

13C4-PFHpA
F16:MRM of 1 channel,ES-
367.2 > 321.8
2.278e+005

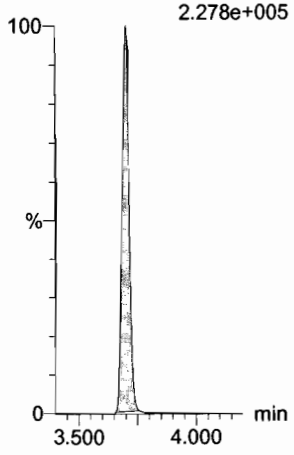

18O2-PFHxS
F19:MRM of 1 channel,ES-
403.0 > 102.6
3.066e+004

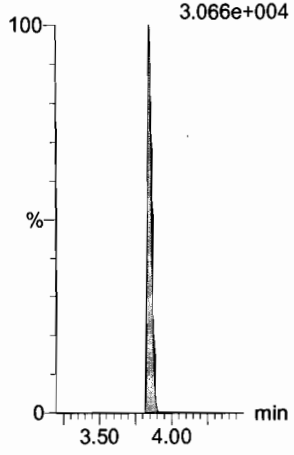

Dataset: F:\Projects\PFAS.PRO\Results\180129M1\180129M1-CRV.qld

Last Altered: Tuesday, January 30, 2018 08:01:26 Pacific Standard Time
Printed: Tuesday, January 30, 2018 08:02:30 Pacific Standard Time

Name: 180129M1_10, Date: 29-Jan-2018, Time: 11:59:26, ID: ST180129M1-9 PFC CS6 18A2403, Description: PFC CS6 18A2403

6:2 FTS

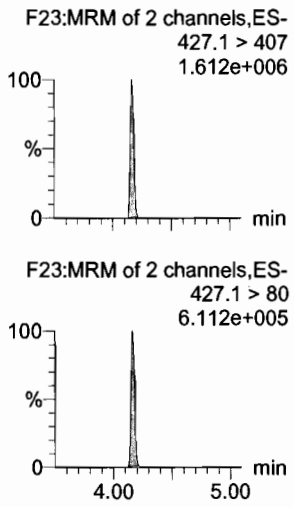

L-PFOA

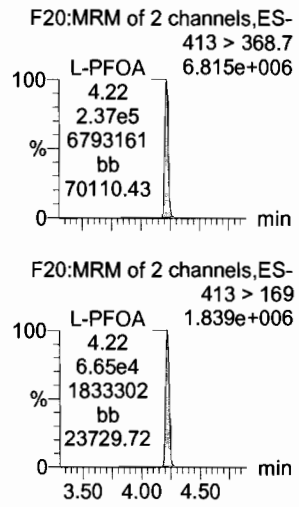

PFHpS

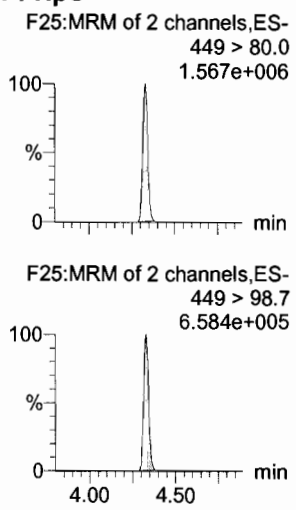

PFNA

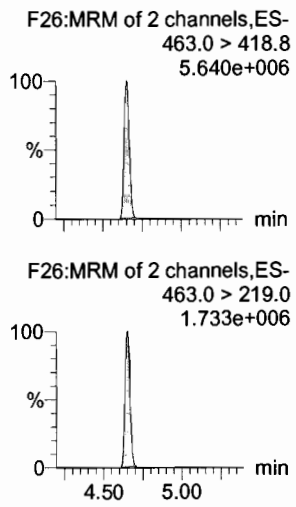

PFOSA

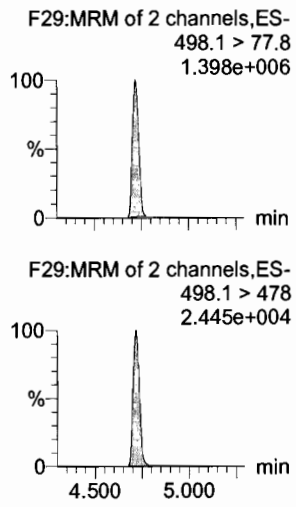

L-PFOS

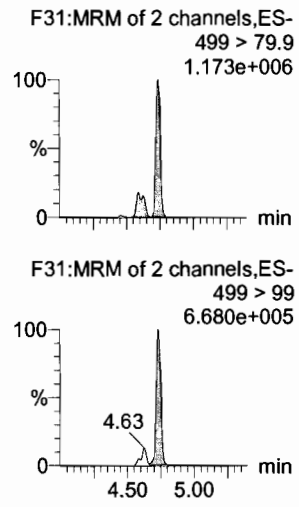

13C2-6:2 FTS



13C2-PFOA

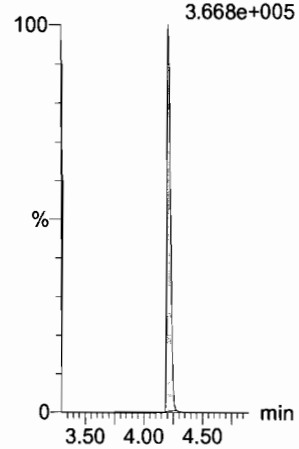

13C3-PFBS

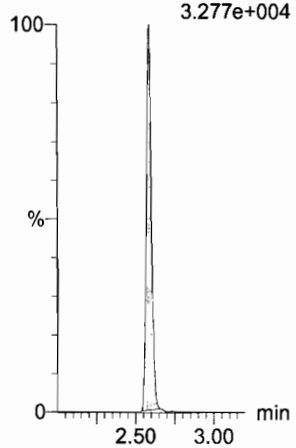

13C5-PFNA



13C8-PFOSA



13C8-PFOS

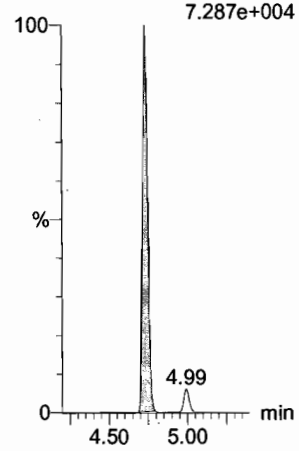

Dataset: F:\Projects\PFAS.PRO\Results\180129M1\180129M1-CRV.qld

Last Altered: Tuesday, January 30, 2018 08:01:26 Pacific Standard Time
Printed: Tuesday, January 30, 2018 08:02:30 Pacific Standard Time

Name: 180129M1_10, Date: 29-Jan-2018, Time: 11:59:26, ID: ST180129M1-9 PFC CS6 18A2403, Description: PFC CS6 18A2403

PFDA
F36:MRM of 2 channels,ES-
513 > 468.8
4.702e+006

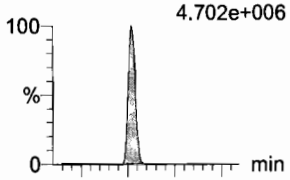

F36:MRM of 2 channels,ES-
513 > 219
1.200e+006

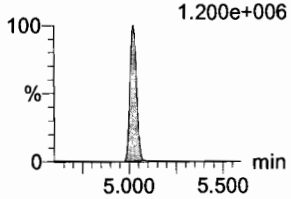

8:2 FTS
F41:MRM of 2 channels,ES-
527 > 506.9
1.251e+006

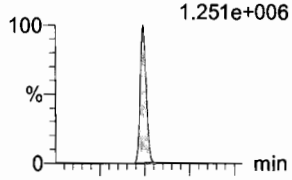

F41:MRM of 2 channels,ES-
527 > 80
5.011e+005

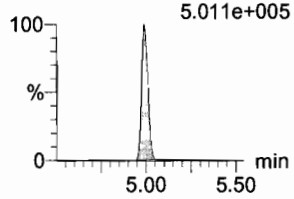

N-MeFOSAA
F47:MRM of 2 channels,ES-
570.1 > 419
3.474e+006

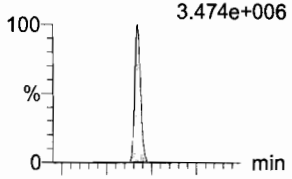

F47:MRM of 2 channels,ES-
570.1 > 483.0
2.229e+005

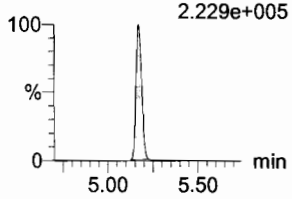

N-EtFOSAA
F50:MRM of 2 channels,ES-
584.2 > 419
2.694e+006

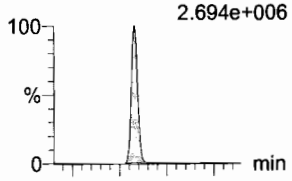

F50:MRM of 2 channels,ES-
584.2 > 483.0
1.700e+005

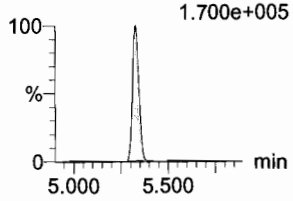

PFUdA
F45:MRM of 2 channels,ES-
563.0 > 518.9
4.854e+006

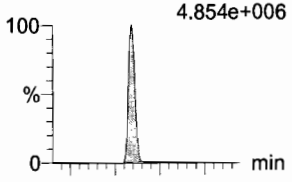

F45:MRM of 2 channels,ES-
563.0 > 269
5.994e+005

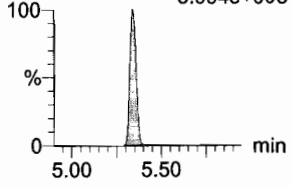

PFDS
F52:MRM of 2 channels,ES-
598.8 > 80
1.662e+006

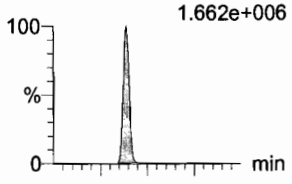

F52:MRM of 2 channels,ES-
598.8 > 98.7
6.541e+005

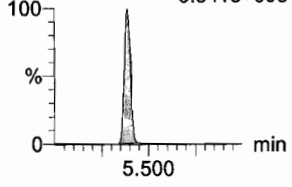

13C2-PFDA
F37:MRM of 1 channel,ES-
515.1 > 469.9
1.851e+005

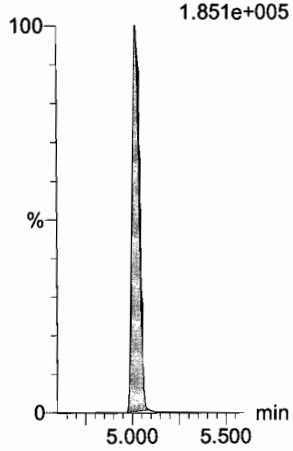

13C2-8:2 FTS
F42:MRM of 1 channel,ES-
529.1 > 508.7
1.061e+005

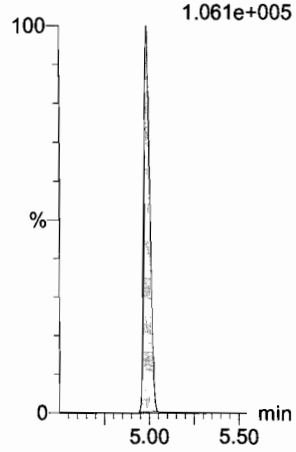

d3-N-MeFOSAA
F49:MRM of 1 channel,ES-
573.3 > 419
1.332e+005

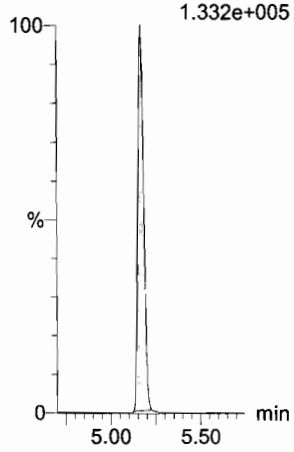

d5-N-EtFOSAA
F51:MRM of 1 channel,ES-
589.3 > 419
1.428e+005

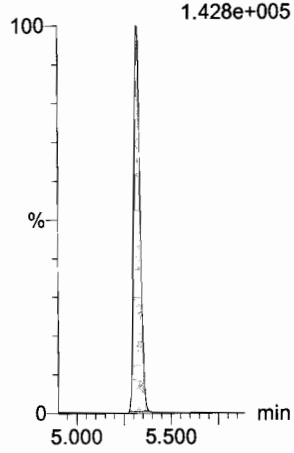

13C2-PFUdA
F46:MRM of 1 channel,ES-
565 > 519.8
3.009e+005

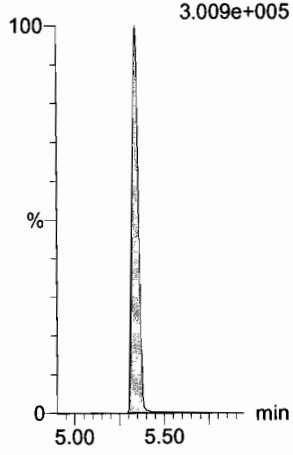

13C2-PFUdA
F46:MRM of 1 channel,ES-
565 > 519.8
3.009e+005

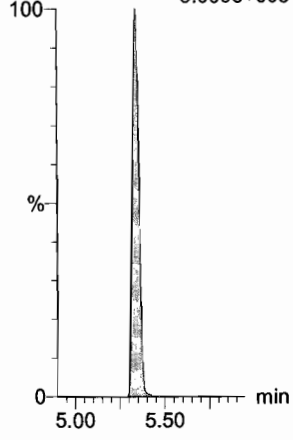

Dataset: F:\Projects\PFAS.PRO\Results\180129M1\180129M1-CRV.qld

Last Altered: Tuesday, January 30, 2018 08:01:26 Pacific Standard Time
Printed: Tuesday, January 30, 2018 08:02:30 Pacific Standard Time

Name: 180129M1_10, Date: 29-Jan-2018, Time: 11:59:26, ID: ST180129M1-9 PFC CS6 18A2403, Description: PFC CS6 18A2403

PFDoA
F53:MRM of 4 channels,ES-
612.9 > 569.0
6.759e+006

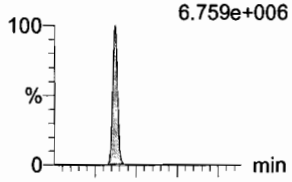

F53:MRM of 4 channels,ES-
612.9 > 318.8
1.073e+006

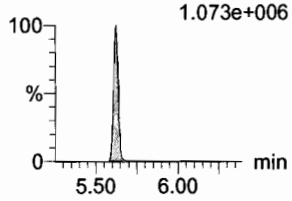

N-MeFOSA
F35:MRM of 2 channels,ES-
512.1 > 168.9
2.869e+006

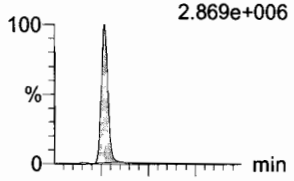

F35:MRM of 2 channels,ES-
512.1 > 219
2.077e+006

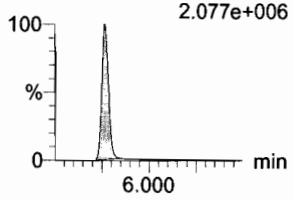

PFTrDA
F59:MRM of 2 channels,ES-
662.9 > 618.9
6.177e+006

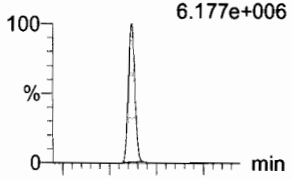

F59:MRM of 2 channels,ES-
662.9 > 319
2.710e+005

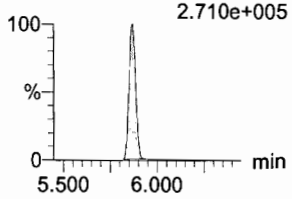

PFTeDA
F60:MRM of 2 channels,ES-
712.9 > 668.8
5.895e+006

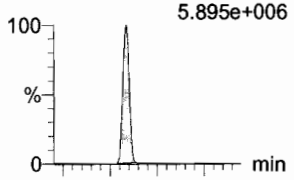

F60:MRM of 2 channels,ES-
712.9 > 369
4.916e+005

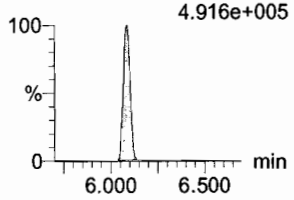

N-EtFOSA
F40:MRM of 2 channels,ES-
526.1 > 168.9
3.541e+006

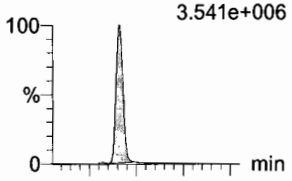

F40:MRM of 2 channels,ES-
526.1 > 219
2.424e+006

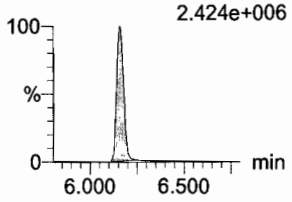

PFHxDA
F62:MRM of 2 channels,ES-
813.1 > 768.6
1.991e+006

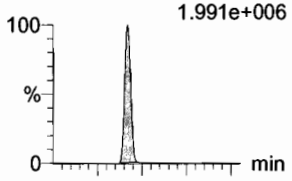

F62:MRM of 2 channels,ES-
813.1 > 219
2.162e+005

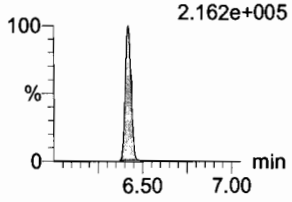

13C2-PFDoA
F54:MRM of 2 channels,ES-
615.0 > 569.7
2.780e+005



d3-N-MeFOSA
F38:MRM of 1 channel,ES-
515.2 > 168.9
3.642e+005

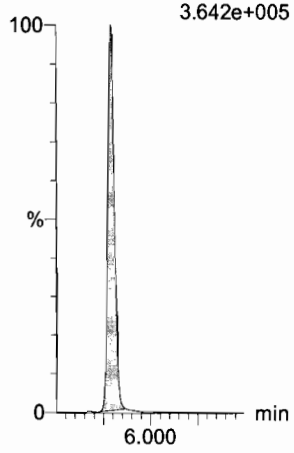

13C2-PFTeDA
F61:MRM of 2 channels,ES-
714.8 > 669.6
1.139e+005

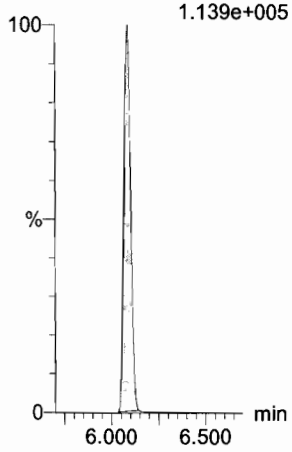

13C2-PFTeDA
F61:MRM of 2 channels,ES-
714.8 > 669.6
1.139e+005

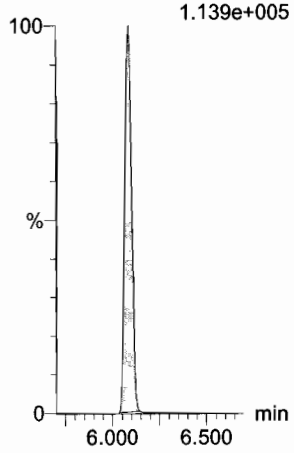

d5-N-ETFOSA
F43:MRM of 1 channel,ES-
531.1 > 168.9
5.099e+005

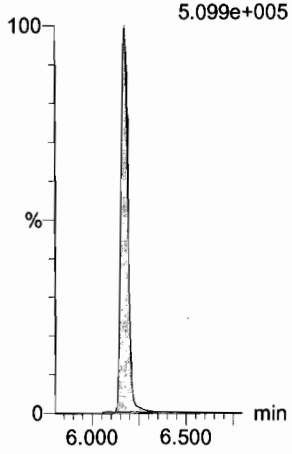

13C2-PFHxDA
F63:MRM of 1 channel,ES-
815 > 769.7
9.509e+004

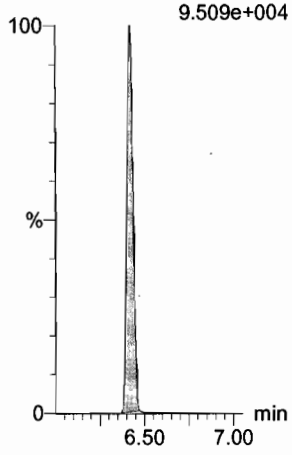

Dataset: F:\Projects\PFAS.PRO\Results\180129M1\180129M1-CRV.qld

Last Altered: Tuesday, January 30, 2018 08:01:26 Pacific Standard Time
Printed: Tuesday, January 30, 2018 08:02:30 Pacific Standard Time

Name: 180129M1_10, Date: 29-Jan-2018, Time: 11:59:26, ID: ST180129M1-9 PFC CS6 18A2403, Description: PFC CS6 18A2403

PFODA
F64:MRM of 1 channel,ES-
913.1 > 868.8
3.758e+006

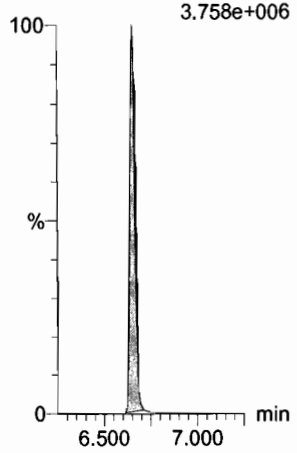

N-MeFOSE
F55:MRM of 1 channel,ES-
616.1 > 58.9
3.689e+006

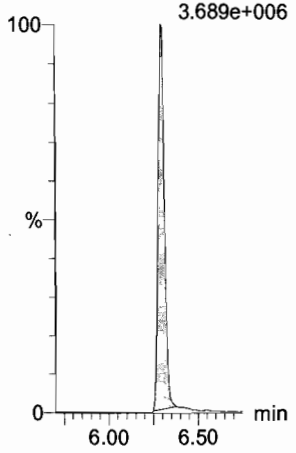

N-EtFOSE
F57:MRM of 1 channel,ES-
630.1 > 58.9
4.304e+006

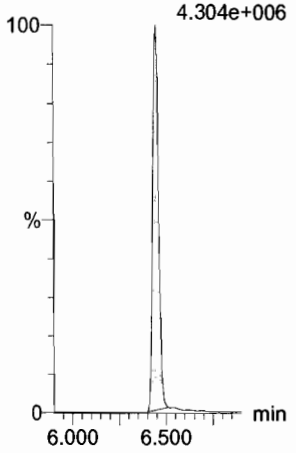

13C4-PFBA
F3:MRM of 1 channel,ES-
217. > 171.8
1.223e+005

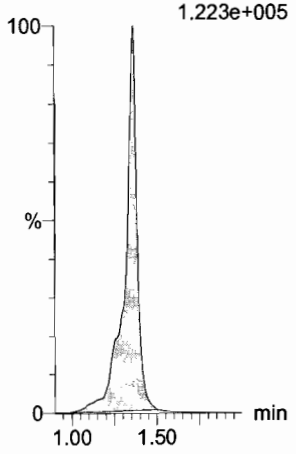

13C5-PFHxA
F10:MRM of 1 channel,ES-
318 > 272.9
3.258e+005

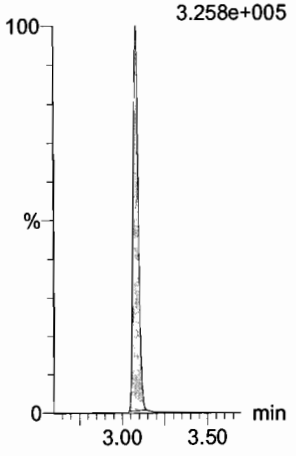

13C3-PFHxS
F18:MRM of 1 channel,ES-
401.9 > 79.9
8.689e+004

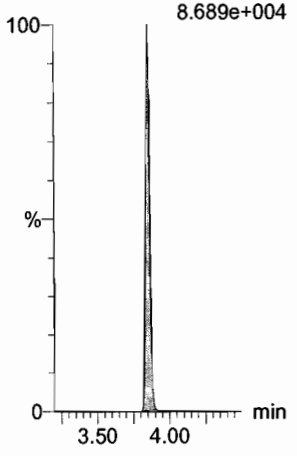

13C2-PFHxDA
F63:MRM of 1 channel,ES-
815 > 769.7
9.509e+004

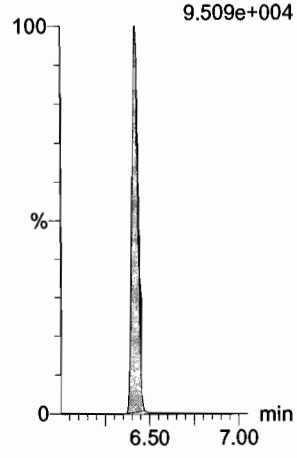

d7-N-MeFOSE
F56:MRM of 1 channel,ES-
623.1 > 58.9
3.915e+005

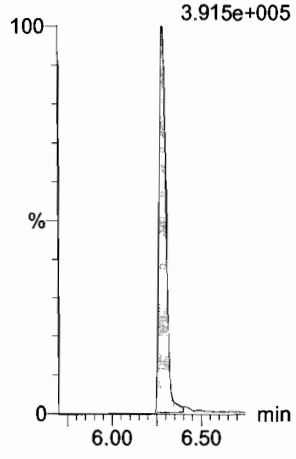

d9-N-EtFOSE
F58:MRM of 1 channel,ES-
639.2 > 58.8
4.665e+005



13C8-PFOA
F22:MRM of 1 channel,ES-
421.3 > 376
2.679e+005

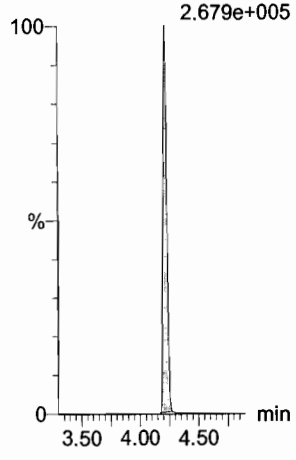

13C9-PFNA
F28:MRM of 1 channel,ES-
472.2 > 426.9
2.992e+005

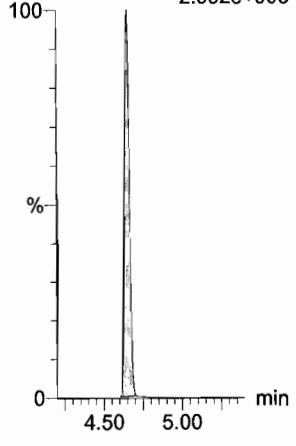

13C4-PFOS
F32:MRM of 1 channel,ES-
503 > 79.9
7.141e+004

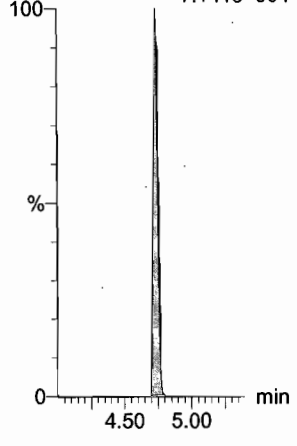

Dataset: F:\Projects\PFAS.PRO\Results\180129M1\180129M1-CRV.qld

Last Altered: Tuesday, January 30, 2018 08:01:26 Pacific Standard Time
Printed: Tuesday, January 30, 2018 08:02:30 Pacific Standard Time

Name: 180129M1_10, Date: 29-Jan-2018, Time: 11:59:26, ID: ST180129M1-9 PFC CS6 18A2403, Description: PFC CS6 18A2403

13C6-PFDA

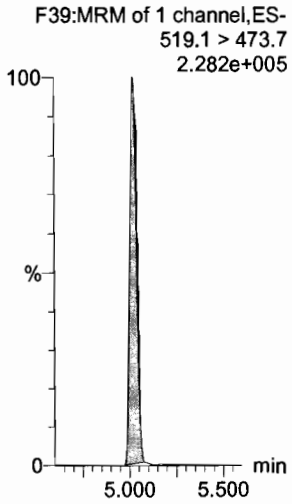

13C7-PFUdA

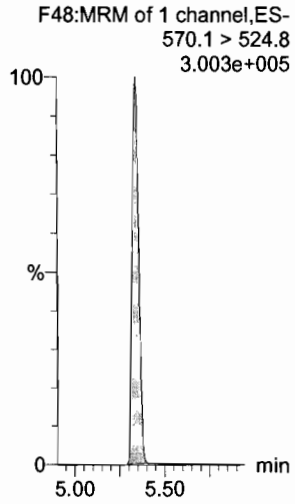

Dataset: F:\Projects\PFAS.PRO\Results\180129M1\180129M1-CRV.qld

Last Altered: Tuesday, January 30, 2018 08:01:26 Pacific Standard Time
Printed: Tuesday, January 30, 2018 08:02:30 Pacific Standard Time

Name: 180129M1_11, Date: 29-Jan-2018, Time: 12:10:56, ID: ST180129M1-10 PFC CS7 18A2404, Description: PFC CS7 18A2404

PFBA
F1:MRM of 1 channel,ES-
213.0 > 168.8
4.871e+006

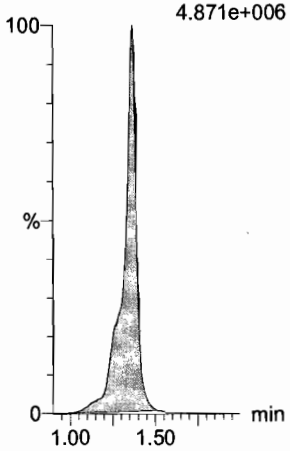

PFPeA
F4:MRM of 1 channel,ES-
263.1 > 218.9
9.120e+006

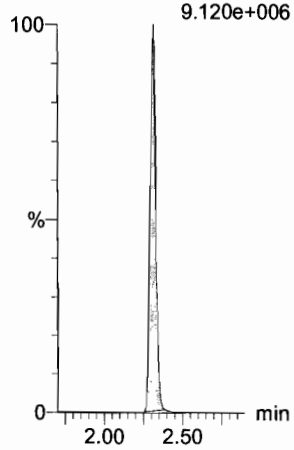

PFBS
F6:MRM of 2 channels,ES-
299.0 > 79.7
2.011e+006

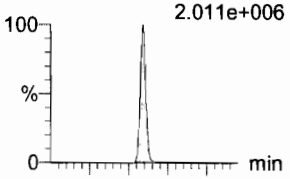

F6:MRM of 2 channels,ES-
299.0 > 99.0
9.384e+005

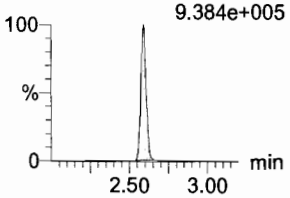

PFHxA
F8:MRM of 2 channels,ES-
313.2 > 268.9
1.341e+007

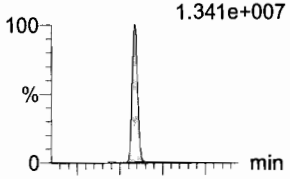

F8:MRM of 2 channels,ES-
313.2 > 119
8.659e+004

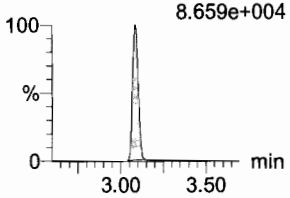

PFHpA
F15:MRM of 2 channels,ES-
363.0 > 318.9
1.168e+007

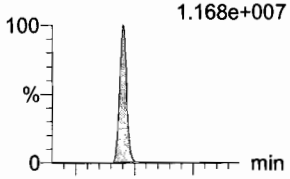

F15:MRM of 2 channels,ES-
363.0 > 169.0
8.004e+005

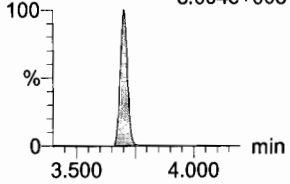

L-PFHxS
F17:MRM of 2 channels,ES-
398.9 > 79.6
1.403e+006

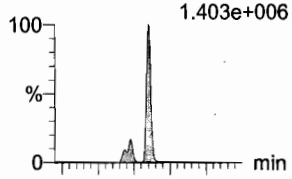

F17:MRM of 2 channels,ES-
398.9 > 99.0
1.156e+006

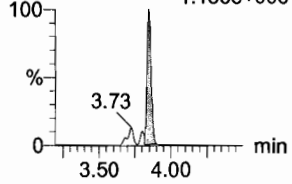

13C3-PFBA
F2:MRM of 1 channel,ES-
216.1 > 171.8
1.054e+005

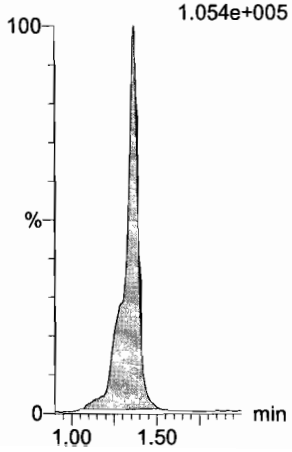

13C3-PFPeA
F5:MRM of 1 channel,ES-
266. > 221.8
2.427e+005



13C3-PFBS
F7:MRM of 1 channel,ES-
302. > 98.8
3.079e+004

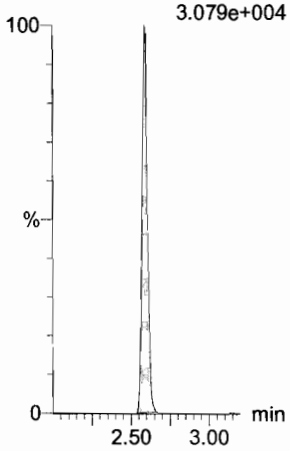

13C2-PFHxA
F9:MRM of 1 channel,ES-
315 > 269.8
9.142e+004

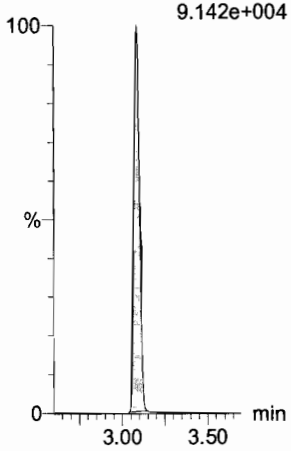

13C4-PFHpA
F16:MRM of 1 channel,ES-
367.2 > 321.8
2.425e+005

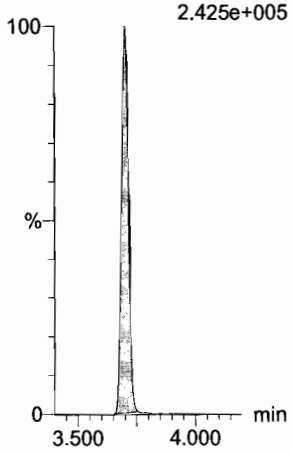

18O2-PFHxS
F19:MRM of 1 channel,ES-
403.0 > 102.6
2.845e+004



Dataset: F:\Projects\PFAS.PRO\Results\180129M1\180129M1-CRV.qld

Last Altered: Tuesday, January 30, 2018 08:01:26 Pacific Standard Time
Printed: Tuesday, January 30, 2018 08:02:30 Pacific Standard Time

Name: 180129M1_11, Date: 29-Jan-2018, Time: 12:10:56, ID: ST180129M1-10 PFC CS7 18A2404, Description: PFC CS7 18A2404

6:2 FTS

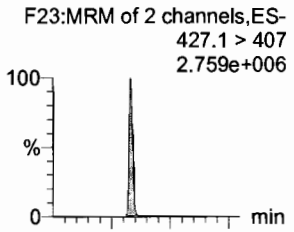

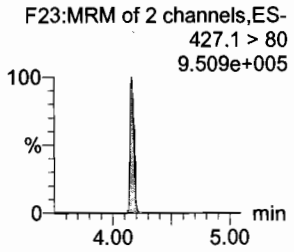

L-PFOA

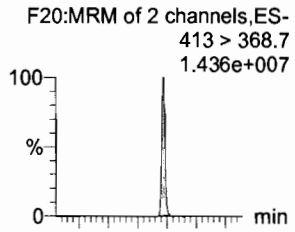

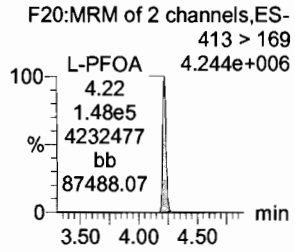

PFHpS

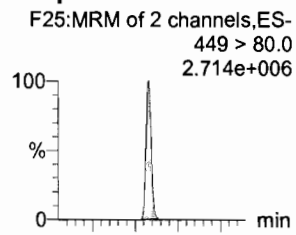

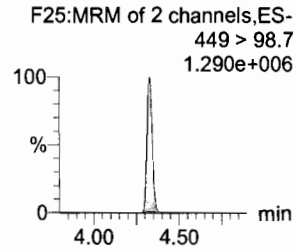

PFNA

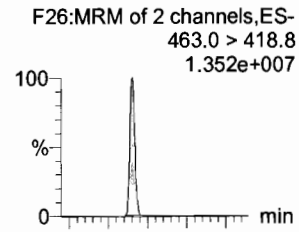

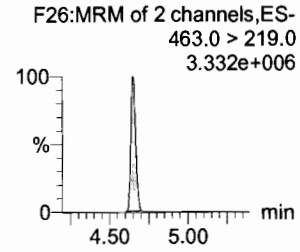

PFOSA

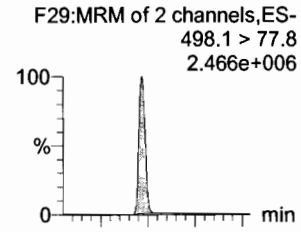

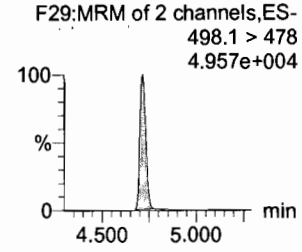

L-PFOS

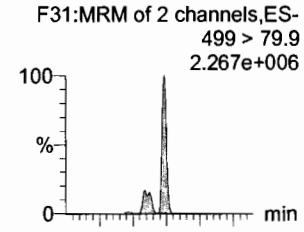

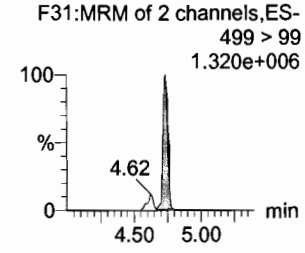

13C2-6:2 FTS

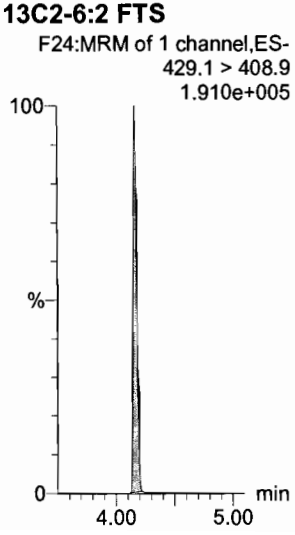

13C2-PFOA



13C3-PFBS

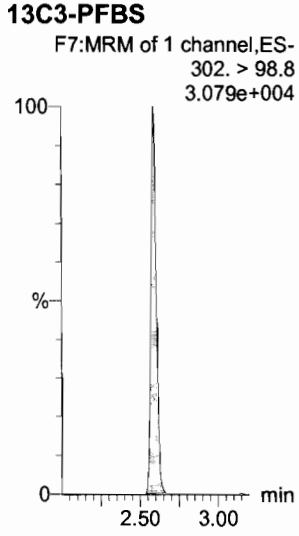

13C5-PFNA

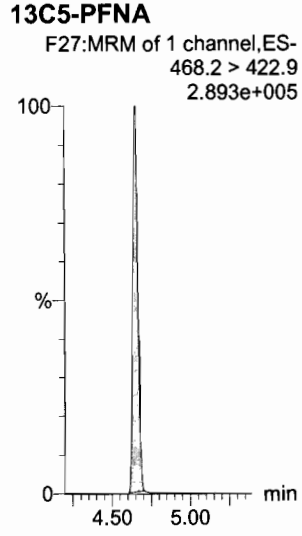

13C8-PFOSA

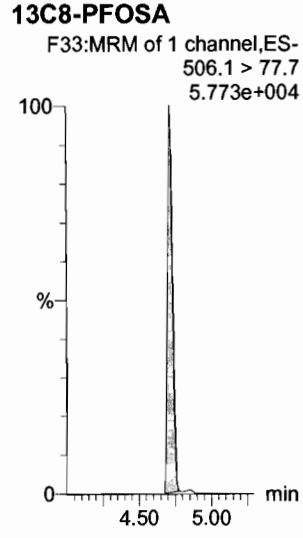

13C8-PFOS

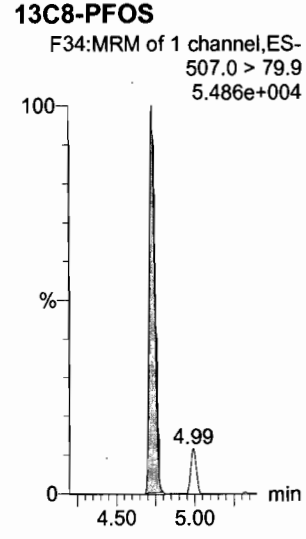

Dataset: F:\Projects\PFAS.PRO\Results\180129M1\180129M1-CRV.qld

Last Altered: Tuesday, January 30, 2018 08:01:26 Pacific Standard Time
Printed: Tuesday, January 30, 2018 08:02:30 Pacific Standard Time

Name: 180129M1_11, Date: 29-Jan-2018, Time: 12:10:56, ID: ST180129M1-10 PFC CS7 18A2404, Description: PFC CS7 18A2404

PFDA

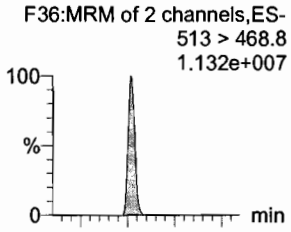

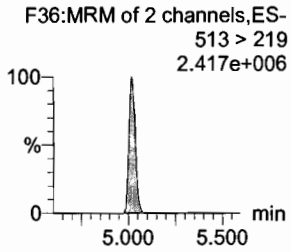

8:2 FTS

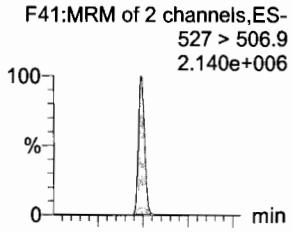

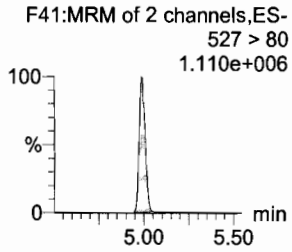

N-MeFOSAA

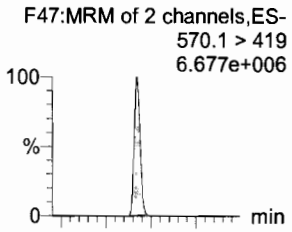

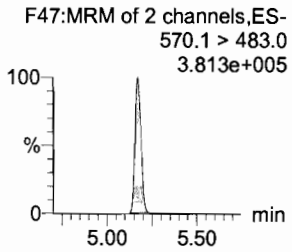

N-EtFOSAA

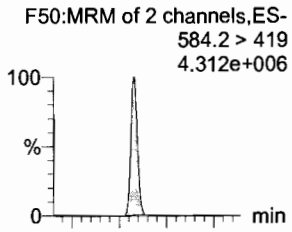

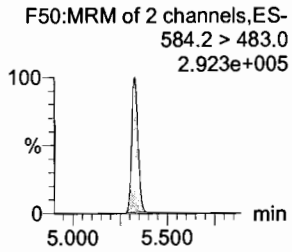

PFUdA

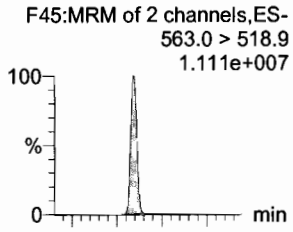

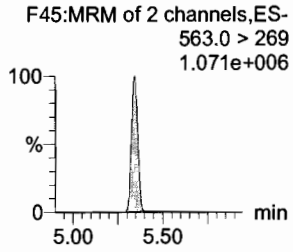

PFDS

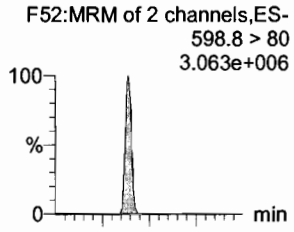

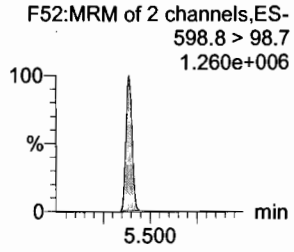

13C2-PFDA

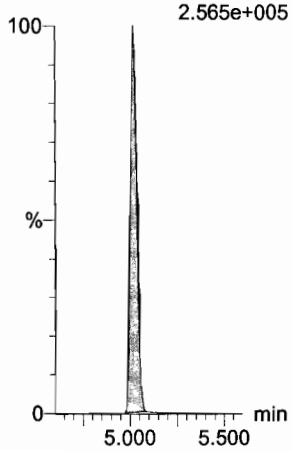

13C2-8:2 FTS

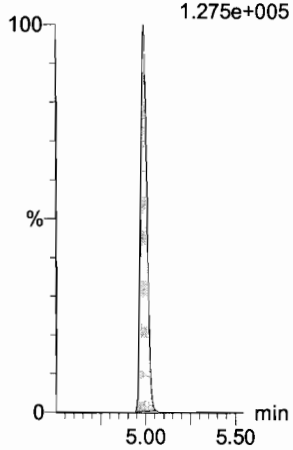

d3-N-MeFOSAA

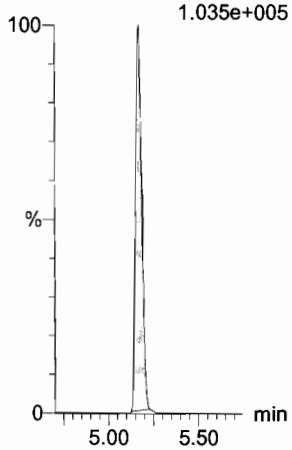

d5-N-EtFOSAA

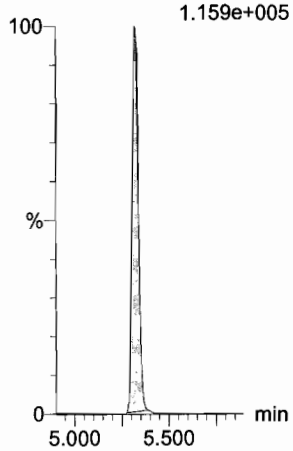

13C2-PFUdA

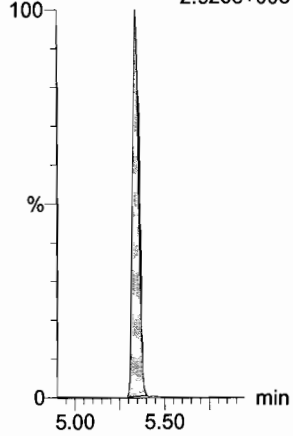

13C2-PFUdA



Dataset: F:\Projects\PFAS.PRO\Results\180129M1\180129M1-CRV.qld

Last Altered: Tuesday, January 30, 2018 08:01:26 Pacific Standard Time
Printed: Tuesday, January 30, 2018 08:02:30 Pacific Standard Time

Name: 180129M1_11, Date: 29-Jan-2018, Time: 12:10:56, ID: ST180129M1-10 PFC CS7 18A2404, Description: PFC CS7 18A2404

PFDoA
F53:MRM of 4 channels,ES-
612.9 > 569.0
1.734e+007

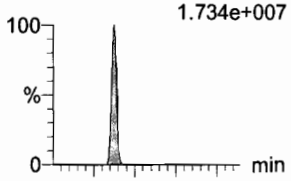

F53:MRM of 4 channels,ES-
612.9 > 318.8
2.420e+006

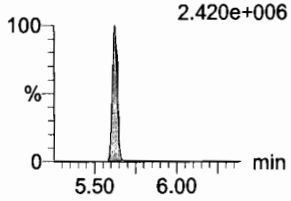

N-MeFOSA
F35:MRM of 2 channels,ES-
512.1 > 168.9
5.231e+006

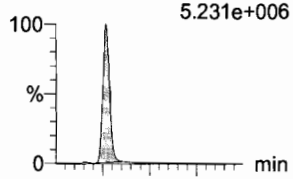

F35:MRM of 2 channels,ES-
512.1 > 219
3.849e+006

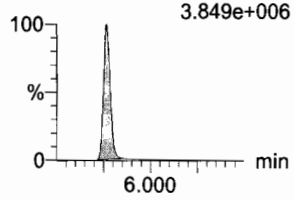

PFTrDA
F59:MRM of 2 channels,ES-
662.9 > 618.9
1.375e+007

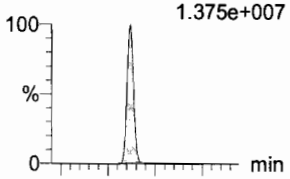

F59:MRM of 2 channels,ES-
662.9 > 319
5.600e+005

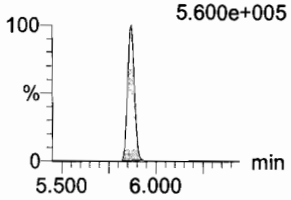

PFTeDA
F60:MRM of 2 channels,ES-
712.9 > 668.8
6.923e+006

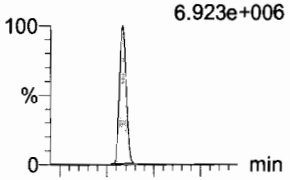

F60:MRM of 2 channels,ES-
712.9 > 369
9.566e+005

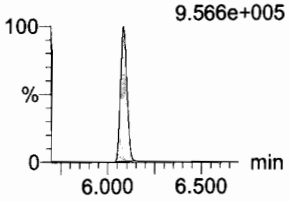

N-EtFOSA
F40:MRM of 2 channels,ES-
526.1 > 168.9
6.273e+006

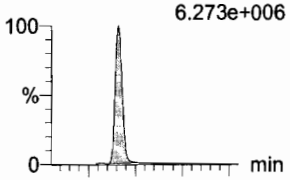

F40:MRM of 2 channels,ES-
526.1 > 219
4.467e+006

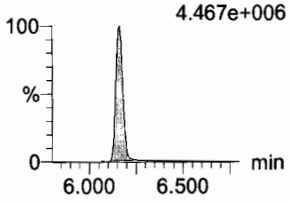

PFHxDA
F62:MRM of 2 channels,ES-
813.1 > 768.6
4.332e+006

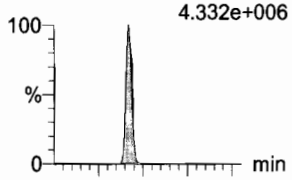

F62:MRM of 2 channels,ES-
813.1 > 219
4.421e+005

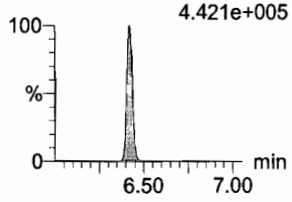

13C2-PFDoA
F54:MRM of 2 channels,ES-
615.0 > 569.7
3.366e+005

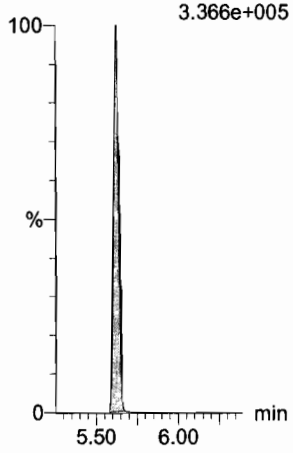

d3-N-MeFOSA
F38:MRM of 1 channel,ES-
515.2 > 168.9
3.800e+005

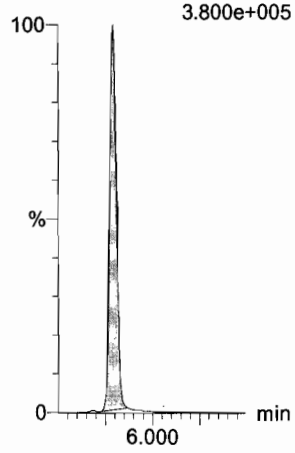

13C2-PFTeDA
F61:MRM of 2 channels,ES-
714.8 > 669.6
1.349e+005

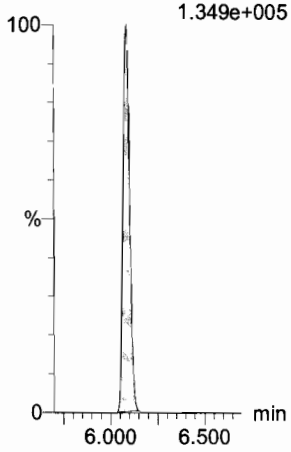

13C2-PFTeDA
F61:MRM of 2 channels,ES-
714.8 > 669.6
1.349e+005

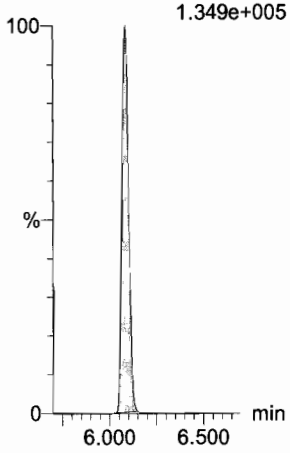

d5-N-ETFOSA
F43:MRM of 1 channel,ES-
531.1 > 168.9
4.940e+005

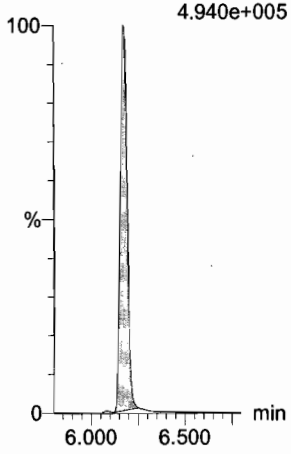

13C2-PFHxDA
F63:MRM of 1 channel,ES-
815 > 769.7
9.659e+004

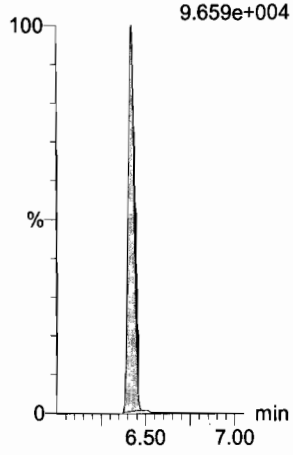

Dataset: F:\Projects\PFAS.PRO\Results\180129M1\180129M1-CRV.qld

Last Altered: Tuesday, January 30, 2018 08:01:26 Pacific Standard Time
Printed: Tuesday, January 30, 2018 08:02:30 Pacific Standard Time

Name: 180129M1_11, Date: 29-Jan-2018, Time: 12:10:56, ID: ST180129M1-10 PFC CS7 18A2404, Description: PFC CS7 18A2404

PFODA
F64:MRM of 1 channel,ES-
913.1 > 868.8
6.403e+006

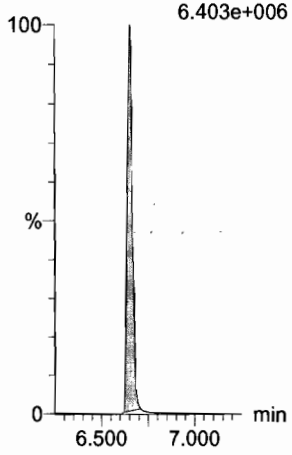

N-MeFOSE
F55:MRM of 1 channel,ES-
616.1 > 58.9
6.263e+006

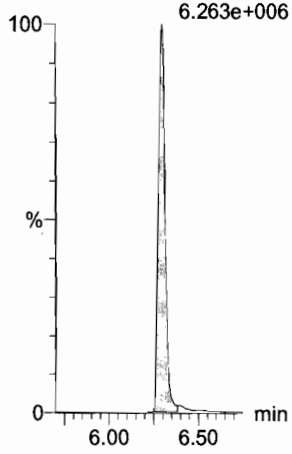

N-EtFOSE
F57:MRM of 1 channel,ES-
630.1 > 58.9
1.030e+007



13C4-PFBA
F3:MRM of 1 channel,ES-
217. > 171.8
1.153e+005

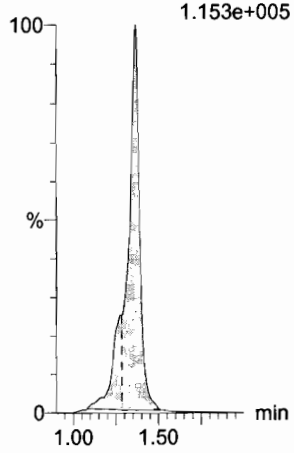

13C5-PFHxA
F10:MRM of 1 channel,ES-
318 > 272.9
2.873e+005



13C3-PFHxS
F18:MRM of 1 channel,ES-
401.9 > 79.9
8.117e+004



13C2-PFHxDA
F63:MRM of 1 channel,ES-
815 > 769.7
9.659e+004

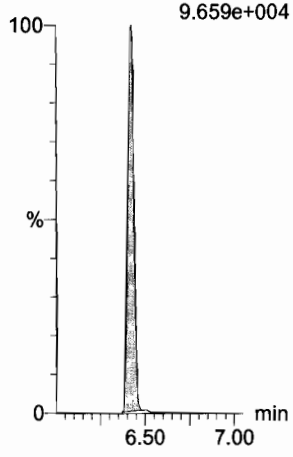

d7-N-MeFOSE
F56:MRM of 1 channel,ES-
623.1 > 58.9
4.743e+005

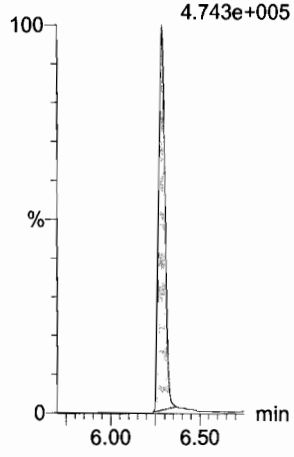

d9-N-EtFOSE
F58:MRM of 1 channel,ES-
639.2 > 58.8
4.564e+005

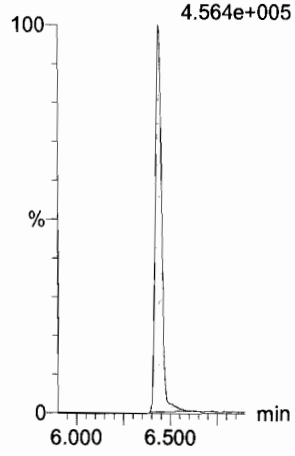

13C8-PFOA
F22:MRM of 1 channel,ES-
421.3 > 376
3.124e+005

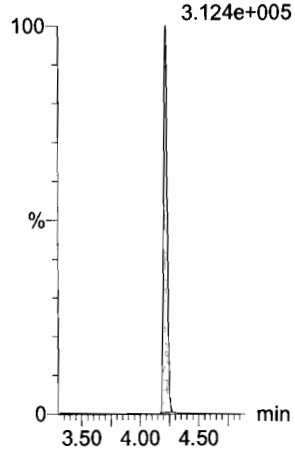

13C9-PFNA
F28:MRM of 1 channel,ES-
472.2 > 426.9
3.308e+005



13C4-PFOS
F32:MRM of 1 channel,ES-
503 > 79.9
7.109e+004



Dataset: F:\Projects\PFAS.PRO\Results\180129M1\180129M1-CRV.qld

Last Altered: Tuesday, January 30, 2018 08:01:26 Pacific Standard Time
Printed: Tuesday, January 30, 2018 08:02:30 Pacific Standard Time

Name: 180129M1_11, Date: 29-Jan-2018, Time: 12:10:56, ID: ST180129M1-10 PFC CS7 18A2404, Description: PFC CS7 18A2404

13C6-PFDA

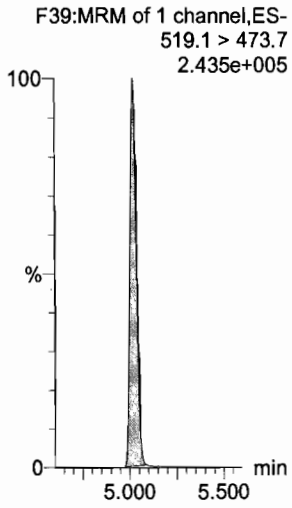

13C7-PFUdA

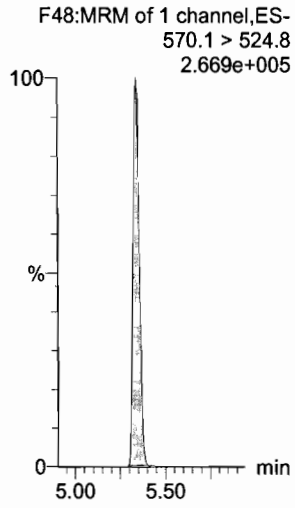

Vista Analytical Laboratory

Dataset: F:\Projects\PFAS.PRO\Results\180129M1\180129M1-13.qld

Last Altered: Tuesday, January 30, 2018 08:37:51 Pacific Standard Time
Printed: Tuesday, January 30, 2018 08:38:23 Pacific Standard Time

AO 1/30/18 VJA. 01/30/2018

Method: F:\Projects\PFAS.PRO\MethDB\PFAS_FULL_80C_012518.mdb 26 Jan 2018 09:01:53
Calibration: F:\Projects\PFAS.PRO\CurveDB\C18_VAL-PFAS_Q4_01-29-18-FULL.cdb 30 Jan 2018 08:15:32

Name: 180129M1_13, Date: 29-Jan-2018, Time: 12:33:53, ID: ICV180129M1-1 PFC ICV 18A1903, Description: PFC ICV 18A1903

	#	Name	Trace	Area	IS Area	wt/vol	RRF	Pred.RT	RT	y Axis Resp.	Conc.	%Rec
1	1	PFBA	213.0 > 168.8	1.02e4	1.07e4	1.0000		1.29	1.37	11.9	10.022	100.2
2	2	PFPeA	263.1 > 218.9	1.08e4	1.23e4	1.0000		2.27	2.31	11.0	11.223	112.2
3	3	PFBS	299.0 > 79.7	2.21e3	1.68e3	1.0000		2.56	2.59	16.5	8.902	89.0
4	4	PFHxA	313.2 > 268.9	1.34e4	4.08e3	1.0000		3.05	3.09	16.4	10.910	109.1
5	5	PFHpA	363.0 > 318.9	1.21e4	1.10e4	1.0000		3.68	3.70	13.7	10.943	109.4
6	6	L-PFHxS	398.9 > 79.6	1.64e3	1.19e3	1.0000		3.80	3.85	17.3	9.673	96.7
7	8	6:2 FTS	427.1 > 407	2.32e3	1.52e4	1.0000		4.15	4.17	1.91	8.356	83.6
8	9	L-PFOA	413 > 368.7	1.17e4	1.52e4	1.0000		4.20	4.22	9.64	9.695	97.0
9	11	PFHpS	449 > 80.0	2.68e3	3.44e3	1.0000		4.30	4.33	9.73	8.823	88.2
10	12	PFNA	463.0 > 418.8	1.27e4	1.59e4	1.0000		4.65	4.65	10.0	7.550	75.5
11	13	PFOSA	498.1 > 77.8	2.94e3	3.29e3	1.0000		4.70	4.72	11.2	10.431	104.3
12	14	L-PFOS	499 > 79.9	2.50e3	3.44e3	1.0000		4.75	4.73	9.09	8.916	89.2
13	16	PFDA	513 > 468.8	1.64e4	1.44e4	1.0000		5.03	5.02	14.3	11.116	111.2
14	17	8:2 FTS	527 > 506.9	2.43e3	1.44e4	1.0000		5.00	4.99	2.11	7.327	73.3
15	18	N-MeFOSAA	570.1 > 419	7.91e3	6.09e3	1.0000		5.20	5.18	16.2	12.877	128.8
16	19	N-EtFOSAA	584.2 > 419	6.19e3	7.66e3	1.0000		5.30	5.33	10.1	9.581	95.8
17	20	PFUdA	563.0 > 518.9	1.31e4	1.45e4	1.0000		5.36	5.34	11.3	12.498	125.0
18	21	PFDS	598.8 > 80	2.87e3	1.40e4	1.0000		5.40	5.39	2.56	7.593	75.9
19	22	PFDoA	612.9 > 569.0	1.53e4	1.40e4	1.0000		5.65	5.62	13.6	9.747	97.5
20	23	N-MeFOSA	512.1 > 168.9		1.83e4	1.0000		5.70				
21	24	PFTrDA	662.9 > 618.9	1.69e4	1.40e4	1.0000		5.90	5.87	15.1	9.130	91.3
22	25	PFTeDA	712.9 > 668.8	1.06e4	6.04e3	1.0000		6.12	6.09	21.9	10.941	109.4
23	26	N-EtFOSA	526.1 > 168.9		2.80e4	1.0000		6.12				
24	27	PFHxDA	813.1 > 768.6		3.48e3	1.0000		6.46				
25	28	PFODA	913.1 > 868.8		3.48e3	1.0000		6.70				
26	29	N-MeFOSE	616.1 > 58.9		2.32e4	1.0000		6.31				
27	30	N-EtFOSE	630.1 > 58.9		2.28e4	1.0000		6.45				
28	31	13C3-PFBA	216.1 > 171.8	1.07e4	1.23e4	1.0000	0.861	1.30	1.36	10.8	12.594	100.8
29	32	13C3-PFPeA	266. > 221.8	1.23e4	1.32e4	1.0000	0.860	2.27	2.31	11.7	13.548	108.4
30	33	13C3-PFBS	302. > 98.8	1.68e3	1.32e4	1.0000	0.106	2.56	2.59	1.58	14.979	119.8
31	34	13C2-PFHxA	315 > 269.8	4.08e3	1.32e4	1.0000	0.705	3.05	3.09	3.85	5.469	109.4

70-130

Dataset: F:\Projects\PFAS.PRO\Results\180129M1\180129M1-13.qld

Last Altered: Tuesday, January 30, 2018 08:37:51 Pacific Standard Time
Printed: Tuesday, January 30, 2018 08:38:23 Pacific Standard Time

Name: 180129M1_13, Date: 29-Jan-2018, Time: 12:33:53, ID: ICV180129M1-1 PFC ICV 18A1903, Description: PFC ICV 18A1903

	#	Name	Trace	Area	IS Area	wt/vol	RRF	Pred.RT	RT	y Axis Resp.	Conc.	%Rec
32	35	13C4-PFHpA	367.2 > 321.8	1.10e4	1.32e4	1.0000	0.688	3.68	3.70	10.4	15.146	121.2
33	36	18O2-PFHxS	403.0 > 102.6	1.19e3	3.88e3	1.0000	0.348	3.80	3.85	3.83	10.989	87.9
34	37	13C2-6:2 FTS	429.1 > 408.9	3.43e3	1.29e4	1.0000	0.238	4.15	4.17	3.34	14.023	112.2
35	38	13C2-PFOA	414.9 > 369.7	1.52e4	1.29e4	1.0000	1.190	4.20	4.22	14.8	12.412	99.3
36	39	13C5-PFNA	468.2 > 422.9	1.59e4	1.43e4	1.0000	0.999	4.65	4.65	13.9	13.915	111.3
37	40	13C8-PFOSA	506.1 > 77.7	3.29e3	1.60e4	1.0000	0.211	4.70	4.72	2.56	12.134	97.1
38	41	13C8-PFOS	507.0 > 79.9	3.44e3	2.95e3	1.0000	0.957	4.75	4.73	14.6	15.248	122.0
39	42	13C2-PFDA	515.1 > 469.9	1.44e4	1.36e4	1.0000	0.965	5.03	5.02	13.2	13.688	109.5
40	43	13C2-8:2 FTS	529.1 > 508.7	2.52e3	1.32e4	1.0000	0.162	5.00	4.99	2.38	14.691	117.5
41	44	d3-N-MeFOSAA	573.3 > 419	6.09e3	1.60e4	1.0000	0.398	5.20	5.17	4.75	11.929	95.4
42	45	d5-N-EtFOSAA	589.3 > 419	7.66e3	1.60e4	1.0000	0.435	5.30	5.33	5.97	13.720	109.8
43	46	13C2-PFUdA	565 > 519.8	1.45e4	1.60e4	1.0000	1.057	5.36	5.34	11.3	10.664	85.3
44	47	13C2-PFDoA	615.0 > 569.7	1.40e4	1.60e4	1.0000	0.851	5.65	5.62	10.9	12.834	102.7
45	48	d3-N-MeFOSA	515.2 > 168.9	1.83e4	1.60e4	1.0000	0.098	5.70	5.79	14.3	146.380	97.6
46	49	13C2-PFTeDA	714.8 > 669.6	6.04e3	1.60e4	1.0000	0.403	6.12	6.09	4.71	11.677	93.4
47	50	d5-N-ETFOSA	531.1 > 168.9	2.80e4	1.60e4	1.0000	0.149	6.25	6.17	21.8	146.813	97.9
48	51	13C2-PFHxDA	815 > 769.7	3.48e3	1.60e4	1.0000	0.745	6.46	6.42	2.71	3.642	72.8
49	52	d7-N-MeFOSE	623.1 > 58.9	2.32e4	1.60e4	1.0000	0.118	6.31	6.28	18.1	153.554	102.4
50	53	d9-N-EtFOSE	639.2 > 58.8	2.28e4	1.60e4	1.0000	0.115	6.12	6.44	17.8	155.136	103.4
51	54	13C4-PFBA	217. > 171.8	1.23e4	1.23e4	1.0000	1.000	1.30	1.37	12.5	12.500	100.0
52	55	13C5-PFHxA	318 > 272.9	1.32e4	1.32e4	1.0000	1.000	3.05	3.09	12.5	12.500	100.0
53	56	13C3-PFHxS	401.9 > 79.9	3.88e3	3.88e3	1.0000	1.000	3.80	3.85	12.5	12.500	100.0
54	57	13C8-PFOA	421.3 > 376	1.29e4	1.29e4	1.0000	1.000	4.20	4.22	12.5	12.500	100.0
55	58	13C9-PFNA	472.2 > 426.9	1.43e4	1.43e4	1.0000	1.000	4.65	4.65	12.5	12.500	100.0
56	59	13C4-PFOS	503 > 79.9	2.95e3	2.95e3	1.0000	1.000	4.60	4.73	12.5	12.500	100.0
57	60	13C6-PFDA	519.1 > 473.7	1.36e4	1.36e4	1.0000	1.000	5.03	5.02	12.5	12.500	100.0
58	61	13C7-PFUdA	570.1 > 524.8	1.60e4	1.60e4	1.0000	1.000	5.36	5.34	12.5	12.500	100.0

Vista Analytical Laboratory

Dataset: F:\Projects\PFAS.PRO\Results\180129M1\180129M1-13.qld

Last Altered: Tuesday, January 30, 2018 08:37:51 Pacific Standard Time
Printed: Tuesday, January 30, 2018 08:38:23 Pacific Standard Time

Method: F:\Projects\PFAS.PRO\MethDB\PFAS_FULL_80C_012518.mdb 26 Jan 2018 09:01:53
Calibration: F:\Projects\PFAS.PRO\CurveDB\C18_VAL-PFAS_Q4_01-29-18-FULL.cdb 30 Jan 2018 08:15:32

Name: 180129M1_13, Date: 29-Jan-2018, Time: 12:33:53, ID: ICV180129M1-1 PFC ICV 18A1903, Description: PFC ICV 18A1903

PFBA

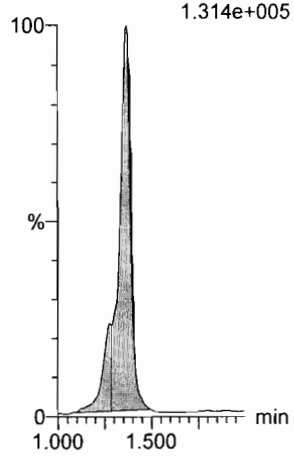

PFPeA



PFBS

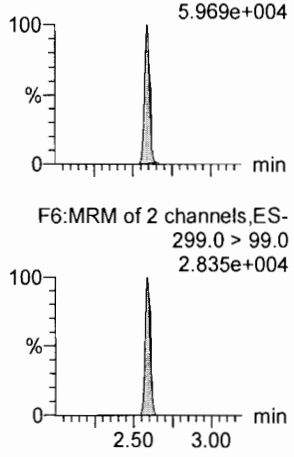

PFHxA

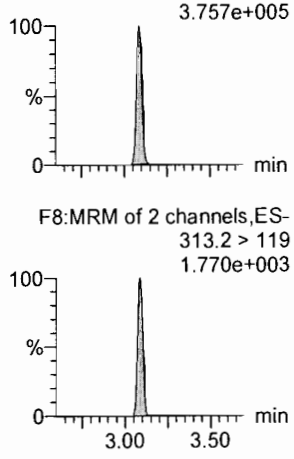

PFHpA

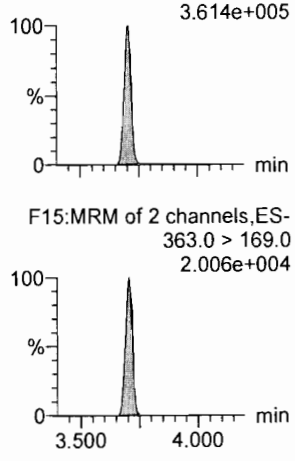

L-PFHxS

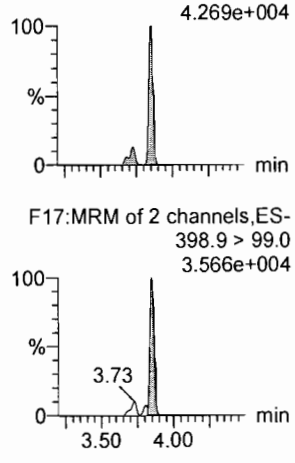

13C3-PFBA

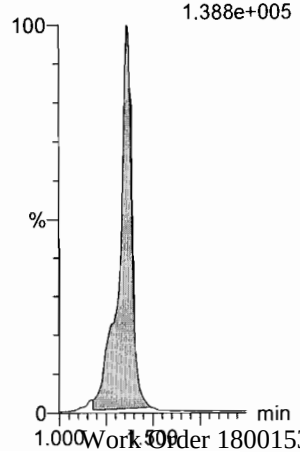

13C3-PFPeA

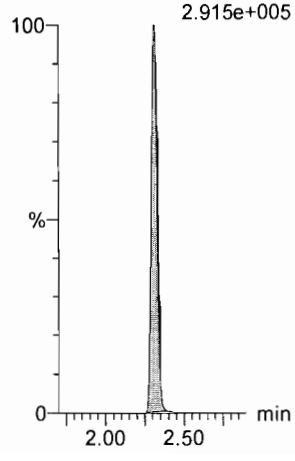

13C3-PFBS

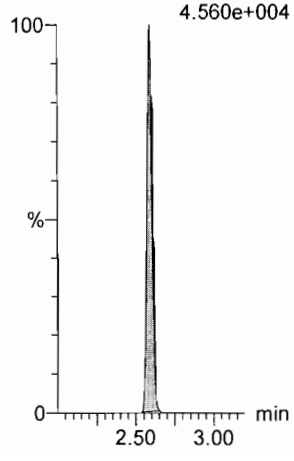

13C2-PFHxA

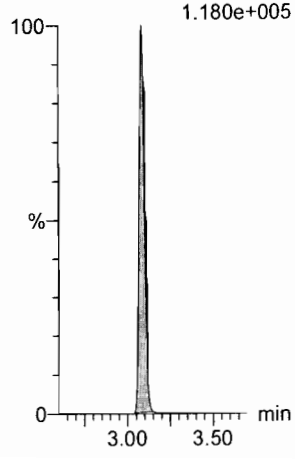

13C4-PFHpA

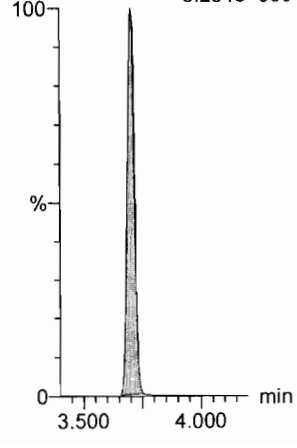

18O2-PFHxS

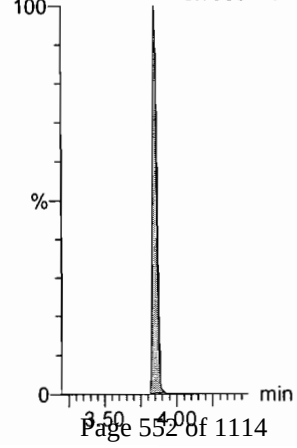

Dataset: F:\Projects\PFAS.PRO\Results\180129M1\180129M1-13.qld

Last Altered: Tuesday, January 30, 2018 08:37:51 Pacific Standard Time
Printed: Tuesday, January 30, 2018 08:38:23 Pacific Standard Time

Name: 180129M1_13, Date: 29-Jan-2018, Time: 12:33:53, ID: ICV180129M1-1 PFC ICV 18A1903, Description: PFC ICV 18A1903

6:2 FTS

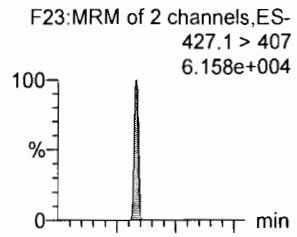

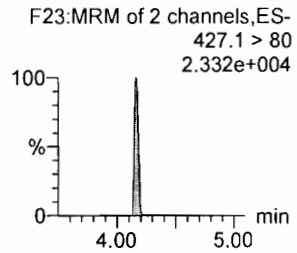

L-PFOA

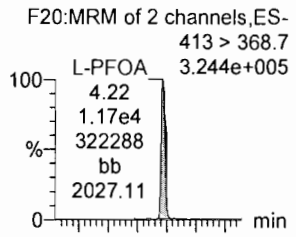

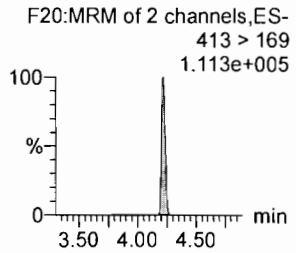

PFHpS

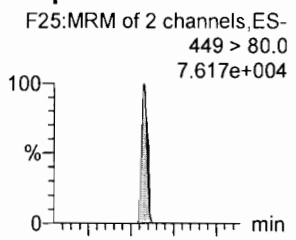

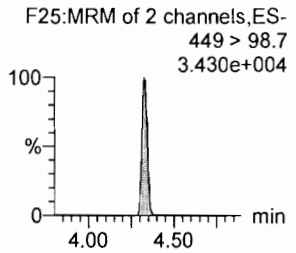

PFNA

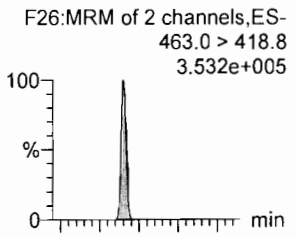

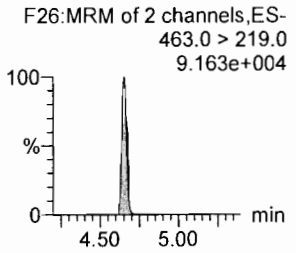

PFOSA

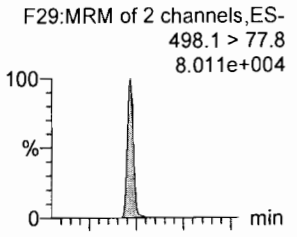

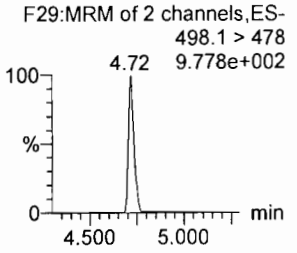

L-PFOS

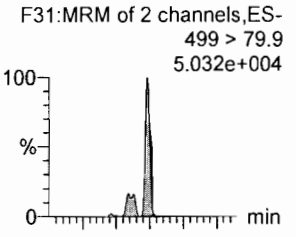

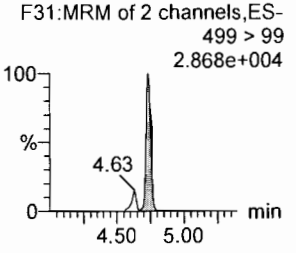

13C2-6:2 FTS

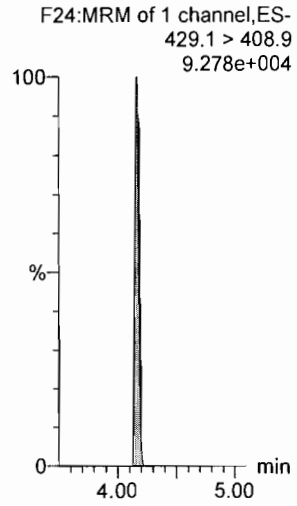

13C2-PFOA

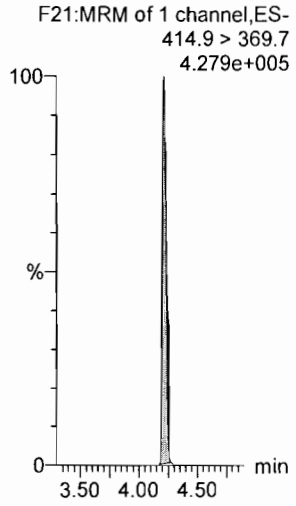

13C2-PFOA

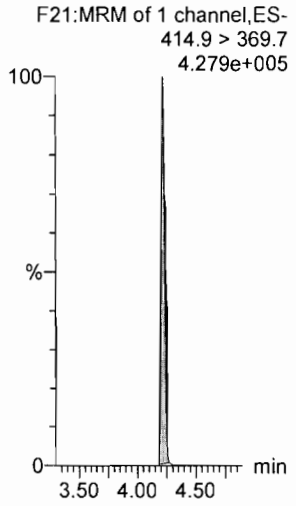

13C5-PFNA

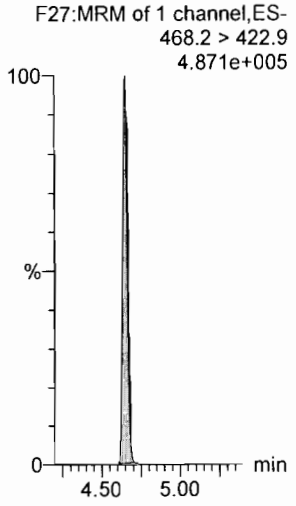

13C8-PFOSA

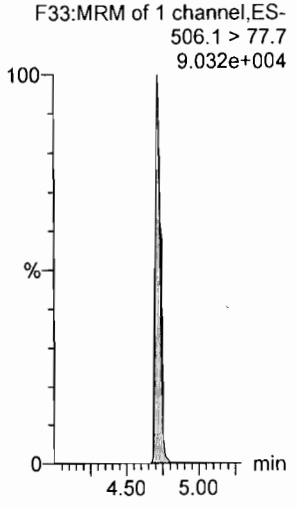

13C8-PFOS

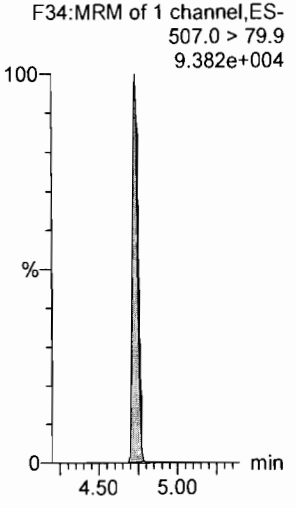

Dataset: F:\Projects\PFAS.PRO\Results\180129M1\180129M1-13.qld

Last Altered: Tuesday, January 30, 2018 08:37:51 Pacific Standard Time
Printed: Tuesday, January 30, 2018 08:38:23 Pacific Standard Time

Name: 180129M1_13, Date: 29-Jan-2018, Time: 12:33:53, ID: ICV180129M1-1 PFC ICV 18A1903, Description: PFC ICV 18A1903

PFDA

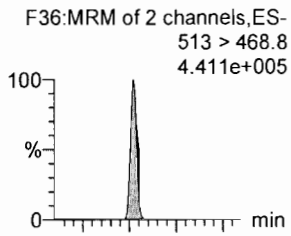

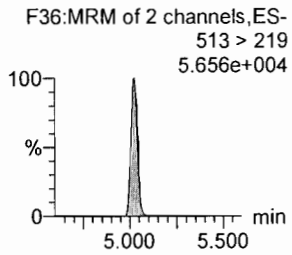

8:2 FTS

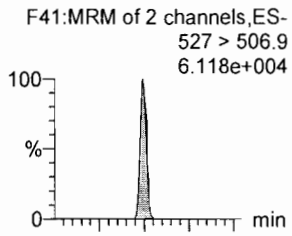

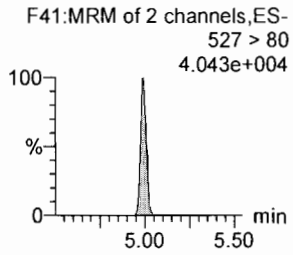

N-MeFOSAA

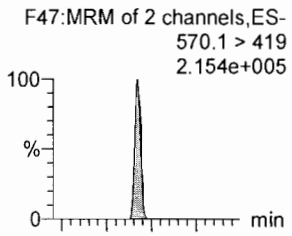

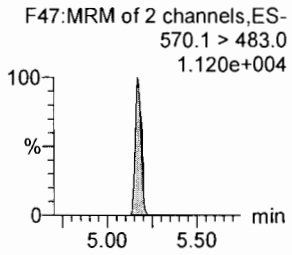

N-EtFOSAA

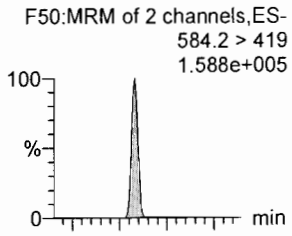

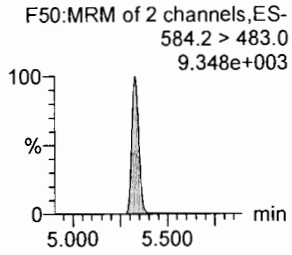

PFUdA

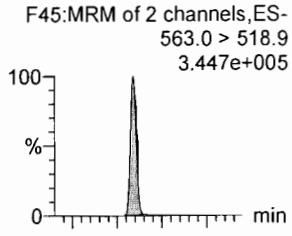

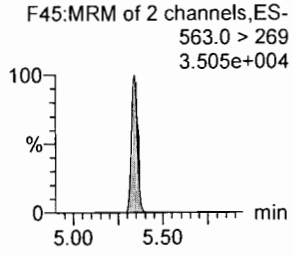

PFDS

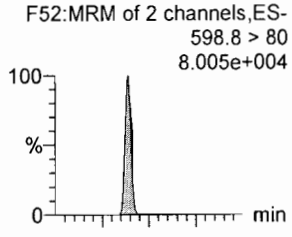

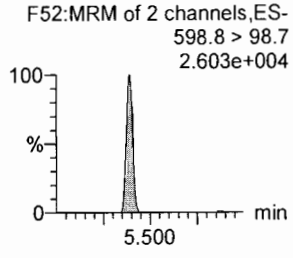

13C2-PFDA

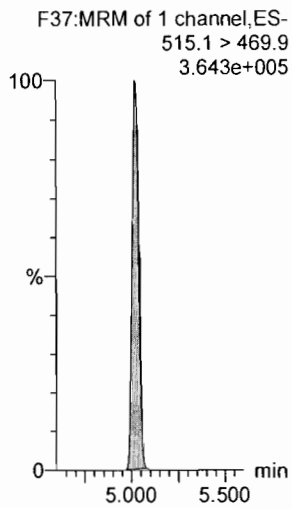

13C2-8:2 FTS

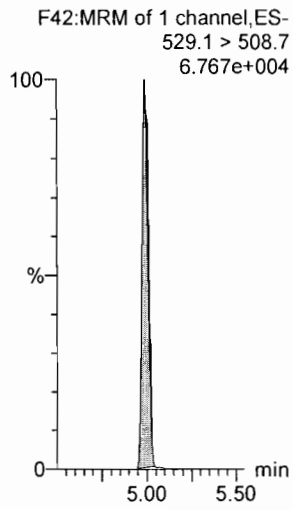

d3-N-MeFOSAA

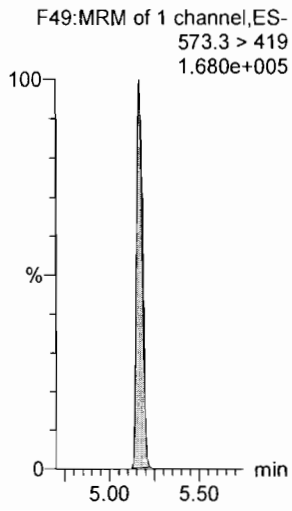

d5-N-EtFOSAA

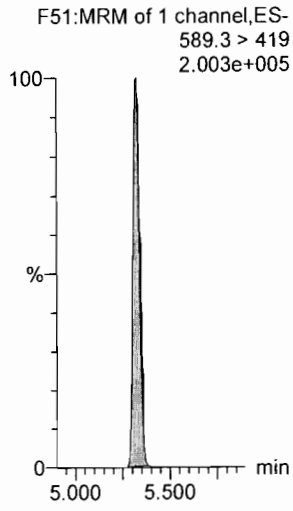

13C2-PFUdA

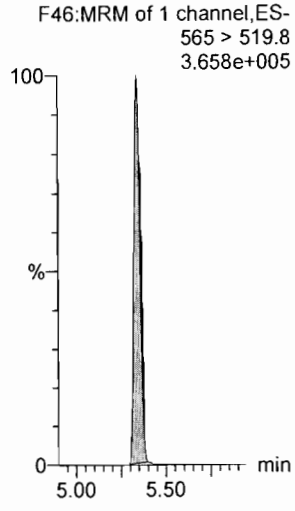

13C2-PFUdA

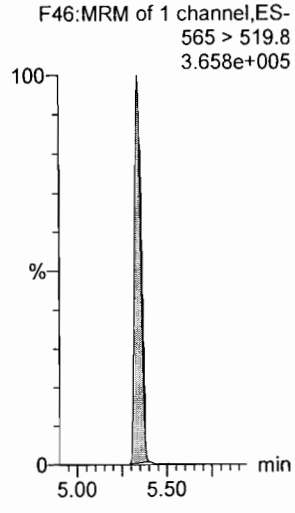

Dataset: F:\Projects\PFAS.PRO\Results\180129M1\180129M1-13.qld

Last Altered: Tuesday, January 30, 2018 08:37:51 Pacific Standard Time
Printed: Tuesday, January 30, 2018 08:38:23 Pacific Standard Time

Name: 180129M1_13, Date: 29-Jan-2018, Time: 12:33:53, ID: ICV180129M1-1 PFC ICV 18A1903, Description: PFC ICV 18A1903

PFDoA

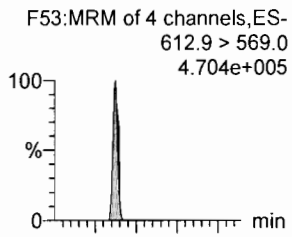

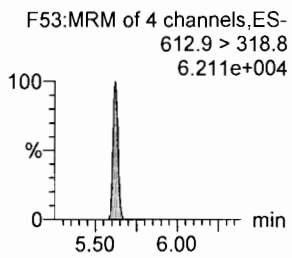

N-MeFOSA

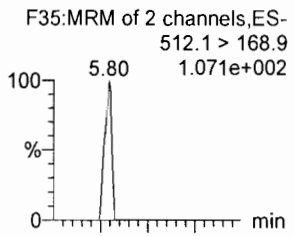

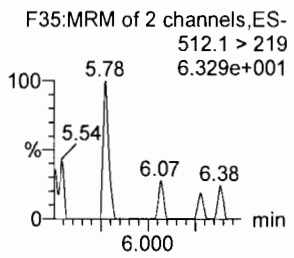

PFTrDA

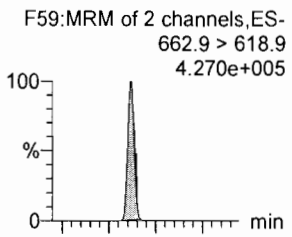

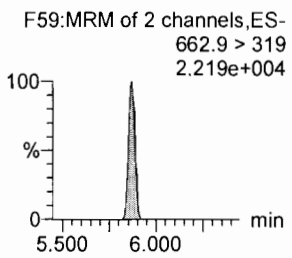

PFTeDA

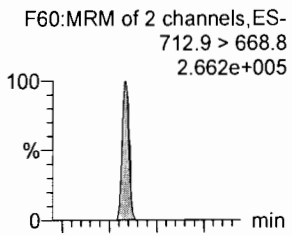

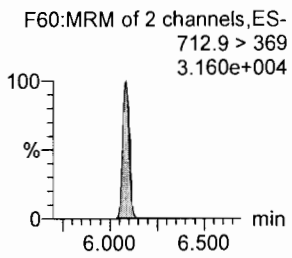

N-EtFOSA

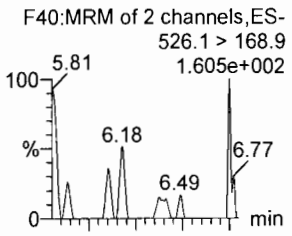

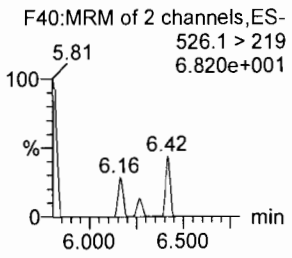

PFHxDA

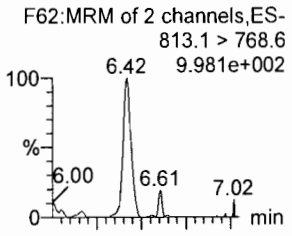

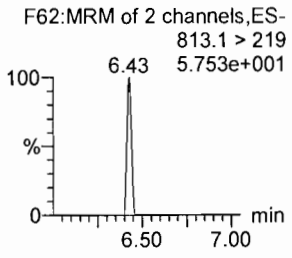

13C2-PFDoA

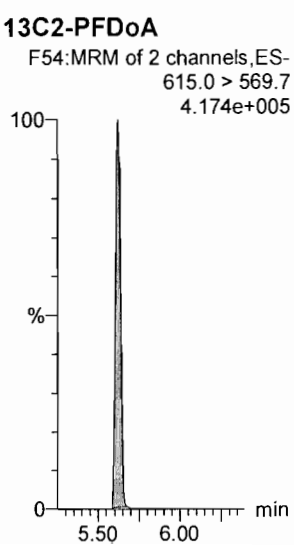

d3-N-MeFOSA

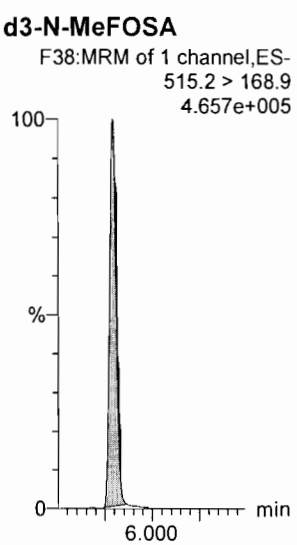

13C2-PFTeDA

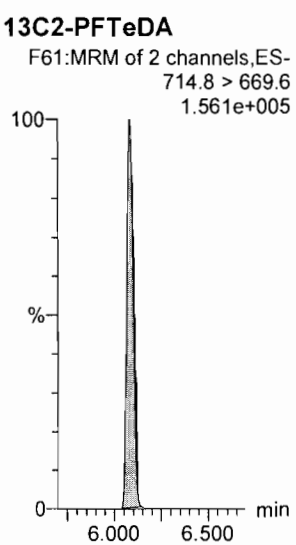

13C2-PFTeDA

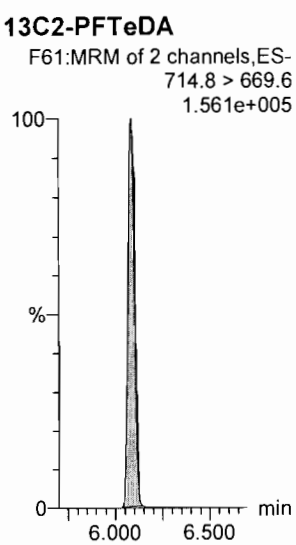

d5-N-ETFOSA

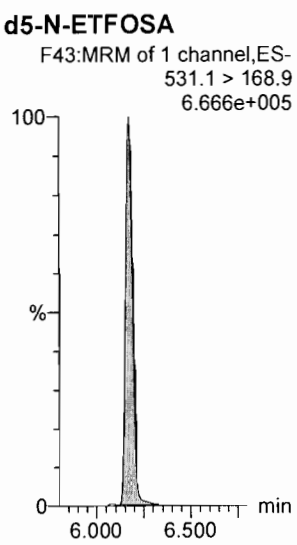

13C2-PFHxDA

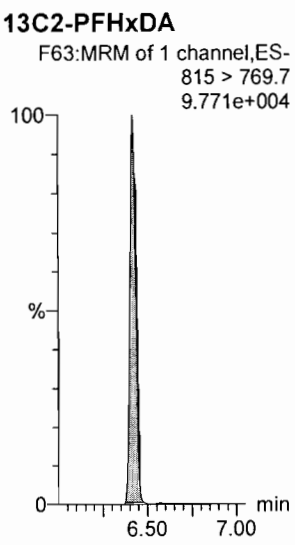

Dataset: F:\Projects\PFAS.PRO\Results\180129M1\180129M1-13.qld

Last Altered: Tuesday, January 30, 2018 08:37:51 Pacific Standard Time
Printed: Tuesday, January 30, 2018 08:38:23 Pacific Standard Time

Name: 180129M1_13, Date: 29-Jan-2018, Time: 12:33:53, ID: ICV180129M1-1 PFC ICV 18A1903, Description: PFC ICV 18A1903

PFODA
F64:MRM of 1 channel,ES-
913.1 > 868.8
7.195e+002

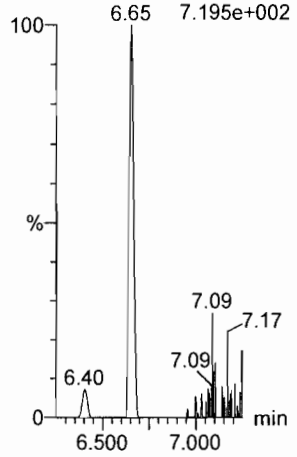

N-MeFOSE
F55:MRM of 1 channel,ES-
616.1 > 58.9
1.961e+002

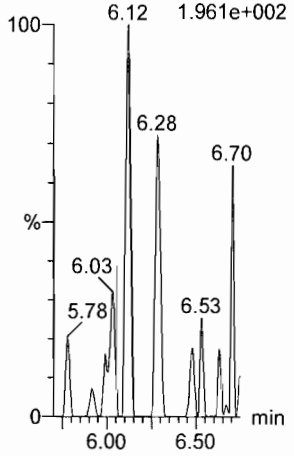

N-EtFOSE
F57:MRM of 1 channel,ES-
630.1 > 58.9
2.895e+002

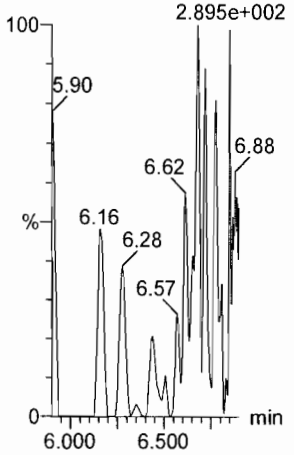

13C4-PFBA
F3:MRM of 1 channel,ES-
217. > 171.8
1.526e+005

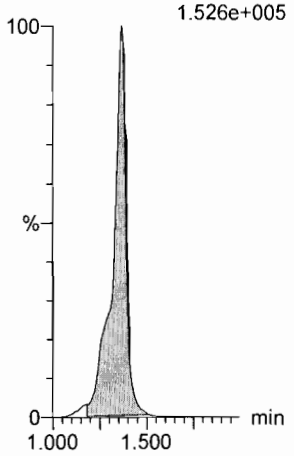

13C5-PFHxA
F10:MRM of 1 channel,ES-
318 > 272.9
3.699e+005

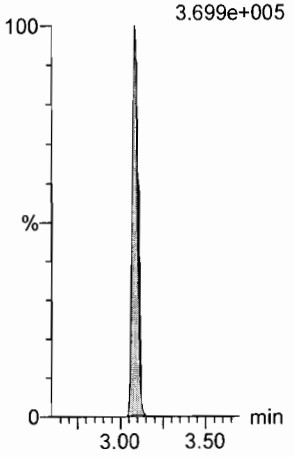

TCDA
F30:MRM of 3 channels,ES-
498.3 > 106.9
1.000e-003

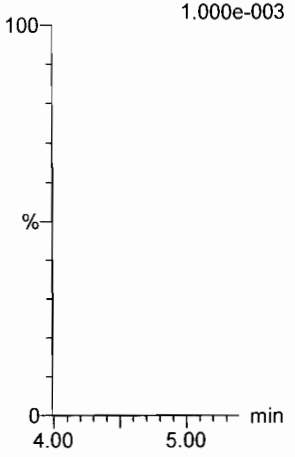

13C2-PFHxDA
F63:MRM of 1 channel,ES-
815 > 769.7
9.771e+004

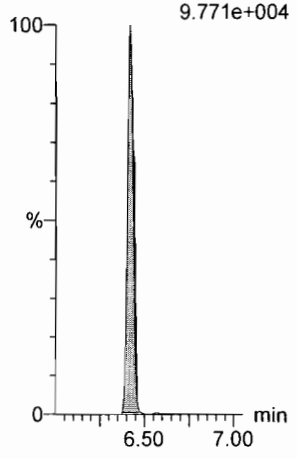

d7-N-MeFOSE
F56:MRM of 1 channel,ES-
623.1 > 58.9
5.581e+005

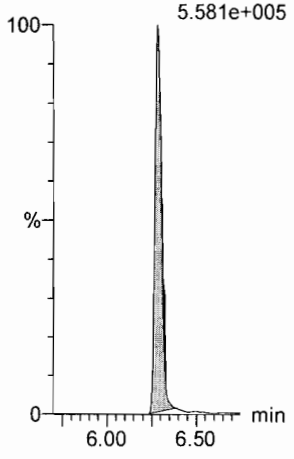

d9-N-EtFOSE
F58:MRM of 1 channel,ES-
639.2 > 58.8
6.290e+005

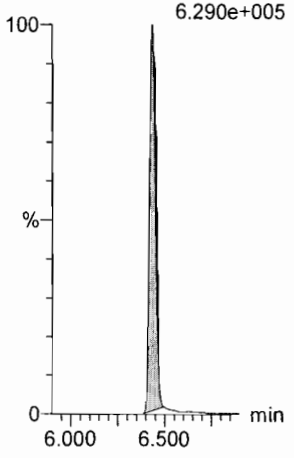

13C3-PFHxS
F18:MRM of 1 channel,ES-
401.9 > 79.9
1.229e+005

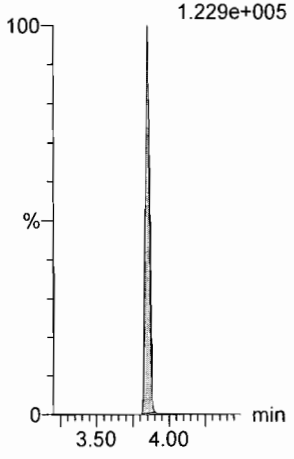

13C8-PFOA
F22:MRM of 1 channel,ES-
421.3 > 376
3.713e+005

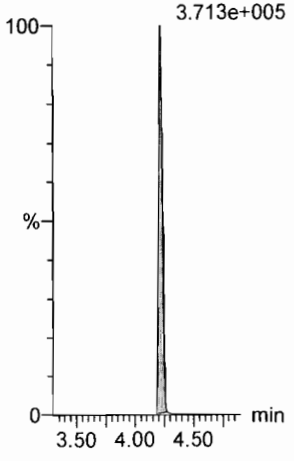

13C8-PFOS
F34:MRM of 1 channel,ES-
507.0 > 79.9
9.382e+004

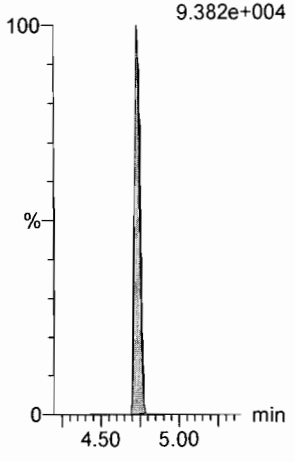

Dataset: F:\Projects\PFAS.PRO\Results\180129M1\180129M1-13.qld

Last Altered: Tuesday, January 30, 2018 08:37:51 Pacific Standard Time
Printed: Tuesday, January 30, 2018 08:38:23 Pacific Standard Time

Name: 180129M1_13, Date: 29-Jan-2018, Time: 12:33:53, ID: ICV180129M1-1 PFC ICV 18A1903, Description: PFC ICV 18A1903

13C9-PFNA

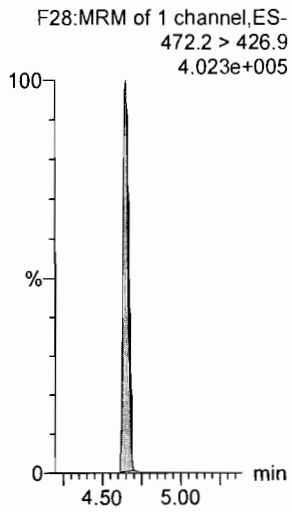

13C4-PFOS



13C6-PFDA

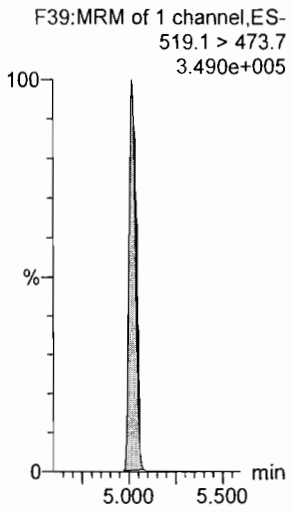

13C7-PFUdA

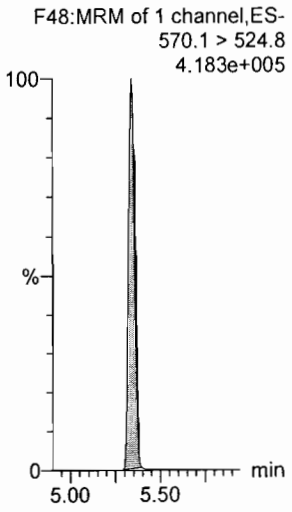

Vista Analytical Laboratory

Dataset: F:\Projects\PFAS.PRO\Results\180129M1\180129M1-12.qld

Last Altered: Tuesday, January 30, 2018 08:41:59 Pacific Standard Time
Printed: Tuesday, January 30, 2018 08:42:21 Pacific Standard Time

Method: F:\Projects\PFAS.PRO\MethDB\PFAS_FULL_80C_012518.mdb 26 Jan 2018 09:01:53
Calibration: F:\Projects\PFAS.PRO\CurveDB\C18_VAL-PFAS_Q4_01-29-18-FULL.cdb 30 Jan 2018 08:15:32

Name: 180129M1_12, Date: 29-Jan-2018, Time: 12:22:23, ID: IPA, Description: IPA

PFBA

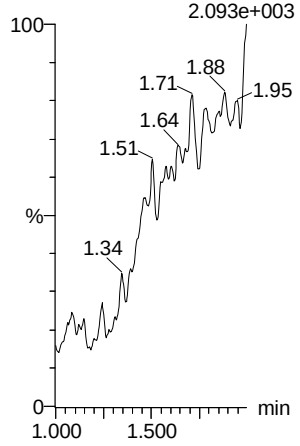

PFPeA

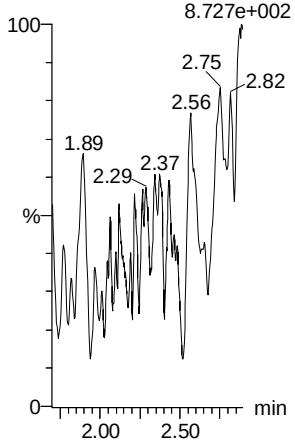

PFBS

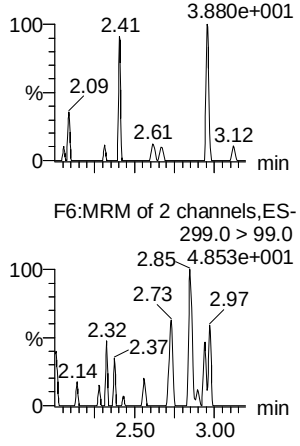

PFHxA

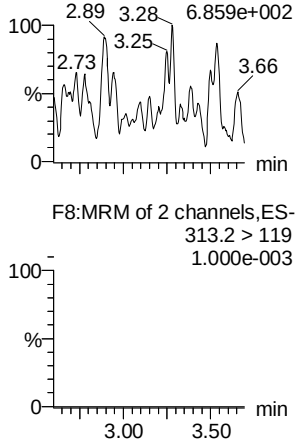

PFHpA

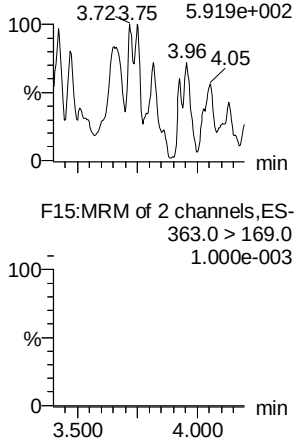

L-PFHxS

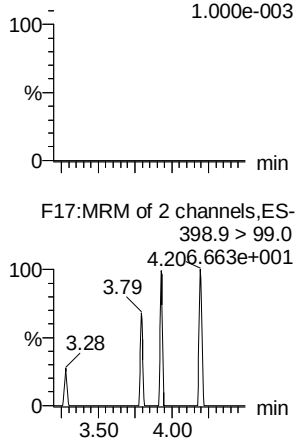

13C3-PFBA

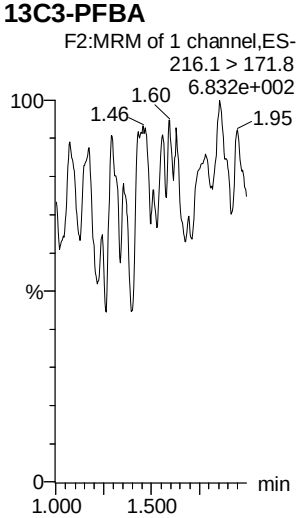

13C3-PFPeA

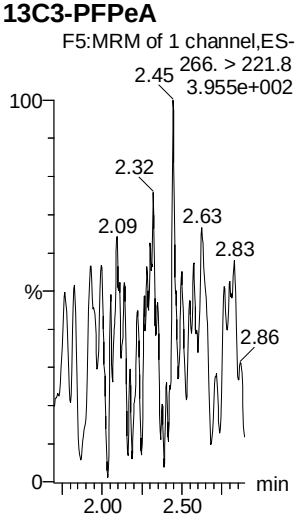

13C3-PFBS

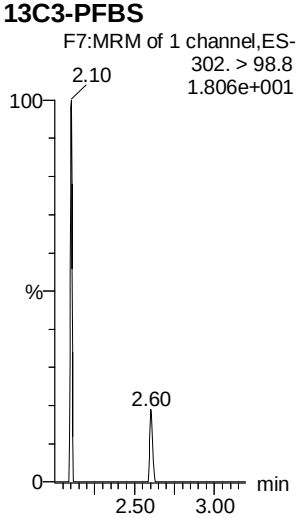

13C2-PFHxA

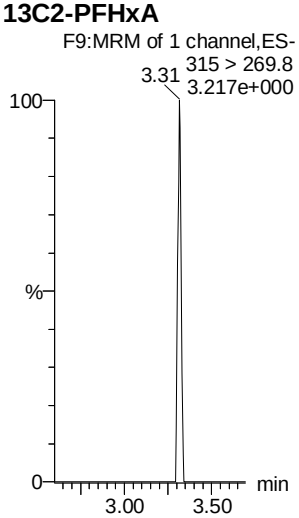

13C4-PFHpA

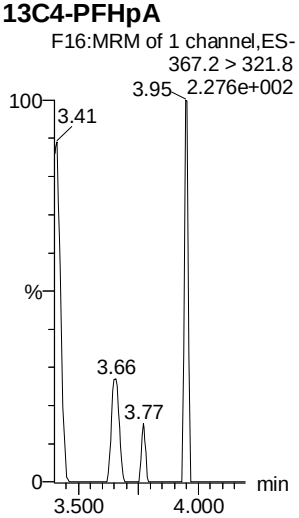

18O2-PFHxS

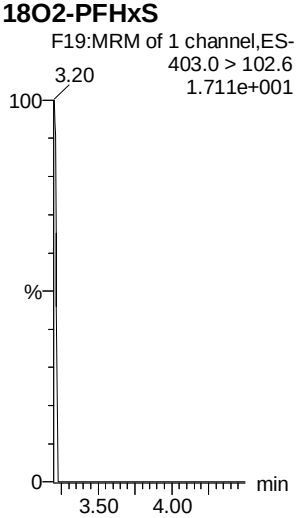

AC 1/30/2018

Vista Analytical Laboratory

Dataset: F:\Projects\PFAS.PRO\Results\180129M1\180129M1-12.qld

Last Altered: Tuesday, January 30, 2018 08:41:59 Pacific Standard Time
Printed: Tuesday, January 30, 2018 08:42:21 Pacific Standard Time

Name: 180129M1_12, Date: 29-Jan-2018, Time: 12:22:23, ID: IPA, Description: IPA

6:2 FTS

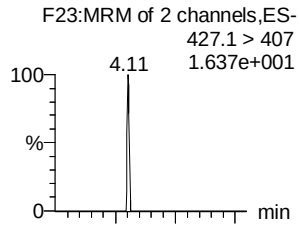

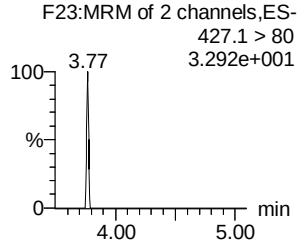

L-PFOA

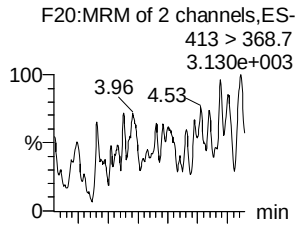

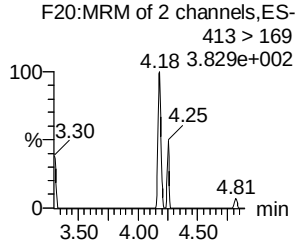

PFHpS

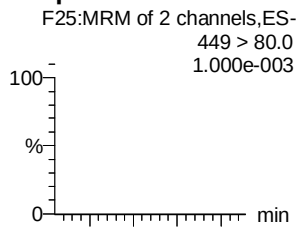

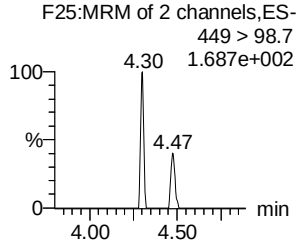

PFNA

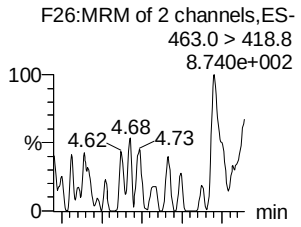

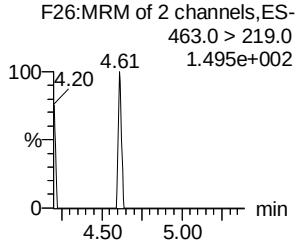

PFOSA

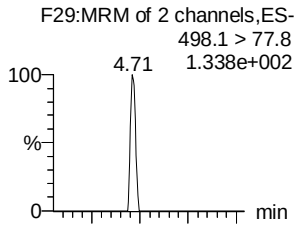

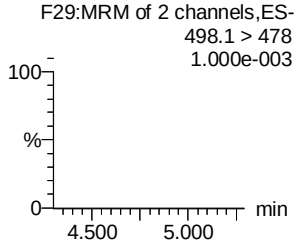

L-PFOS

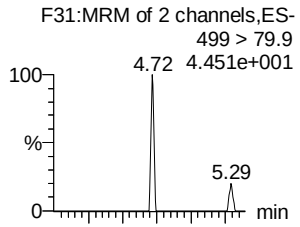

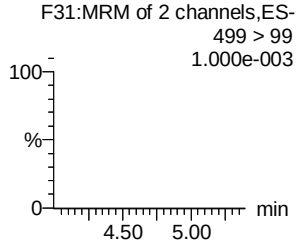

13C2-6:2 FTS

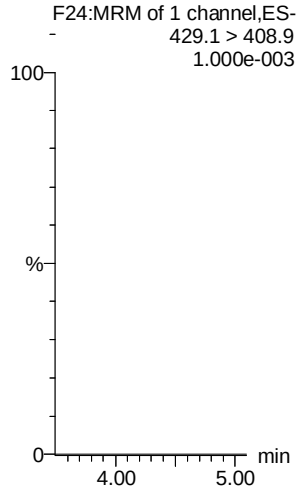

13C2-PFOA

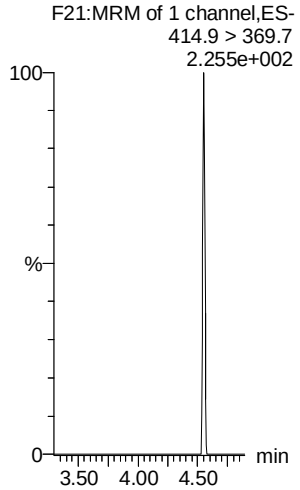

13C2-PFOA

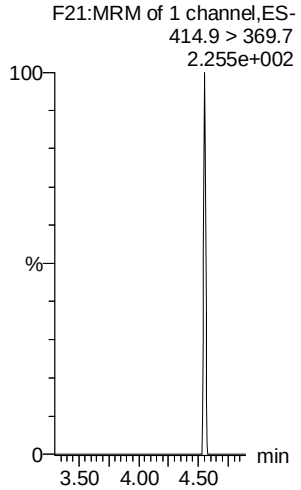

13C5-PFNA

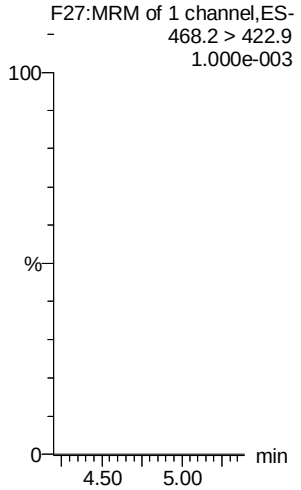

13C8-PFOSA

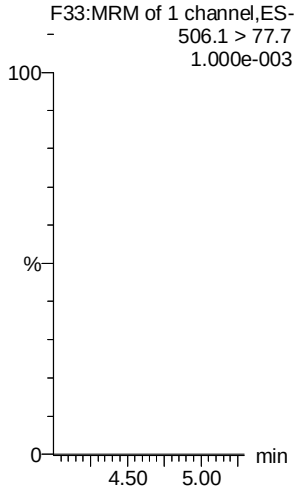

13C8-PFOS

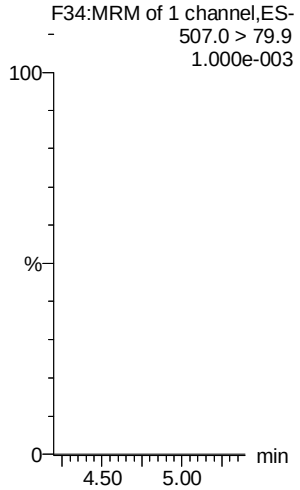

AC 1/30/2018

Dataset: F:\Projects\PFAS.PRO\Results\180129M1\180129M1-12.qld

Last Altered: Tuesday, January 30, 2018 08:41:59 Pacific Standard Time
Printed: Tuesday, January 30, 2018 08:42:21 Pacific Standard Time

Name: 180129M1_12, Date: 29-Jan-2018, Time: 12:22:23, ID: IPA, Description: IPA

PFDA

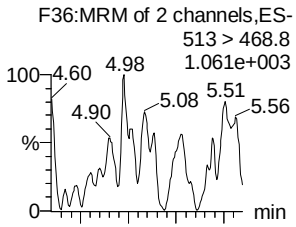

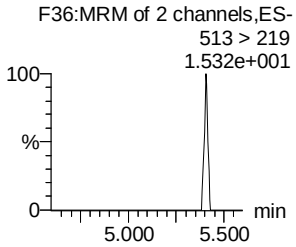

8:2 FTS

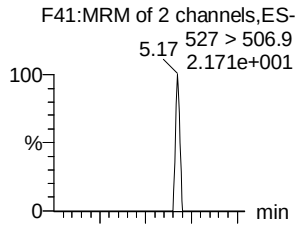

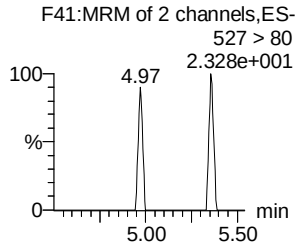

N-MeFOSAA

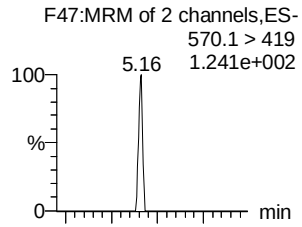

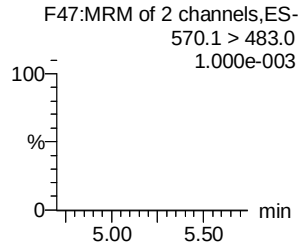

N-EtFOSAA

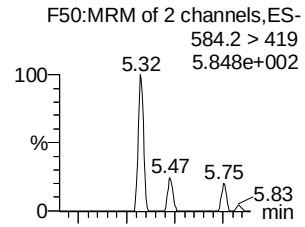

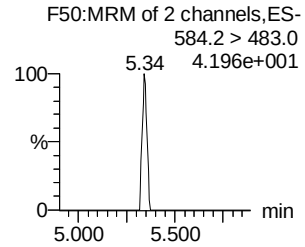

PFUdA

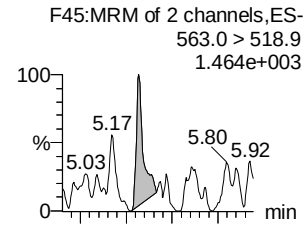

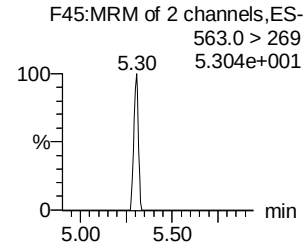

PFDS

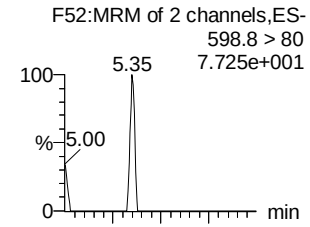

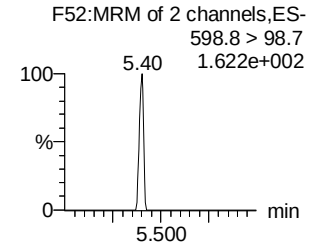

13C2-PFDA

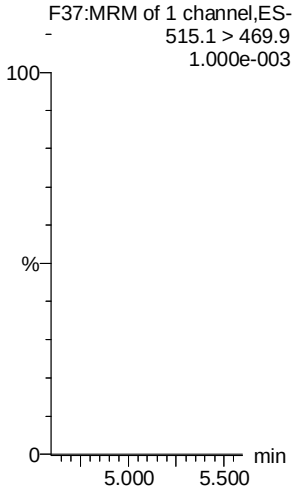

13C2-8:2 FTS

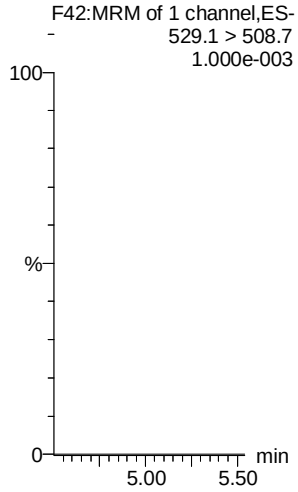

d3-N-MeFOSAA

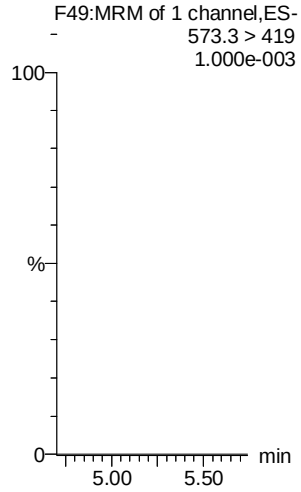

d5-N-EtFOSAA

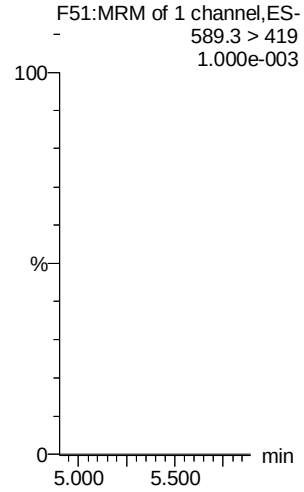

13C2-PFUdA

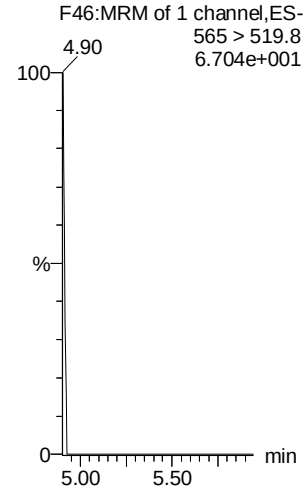

13C2-PFUdA

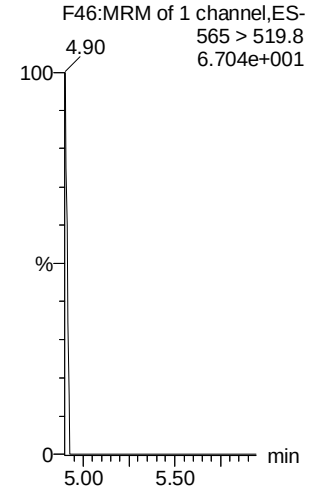

AC 1/30/2018

Dataset: F:\Projects\PFAS.PRO\Results\180129M1\180129M1-12.qld

Last Altered: Tuesday, January 30, 2018 08:41:59 Pacific Standard Time
Printed: Tuesday, January 30, 2018 08:42:21 Pacific Standard Time

Name: 180129M1_12, Date: 29-Jan-2018, Time: 12:22:23, ID: IPA, Description: IPA

PFDoA

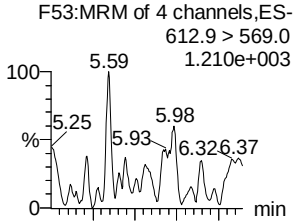

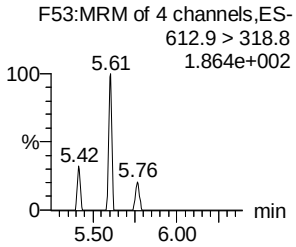

N-MeFOSA

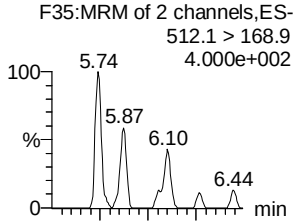

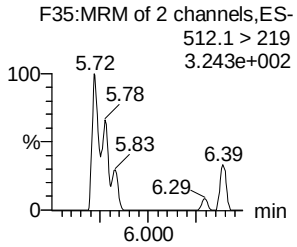

PFTrDA

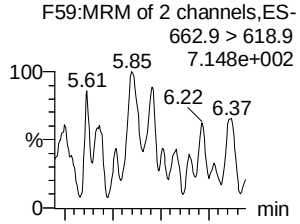

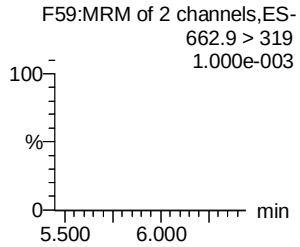

PFTeDA

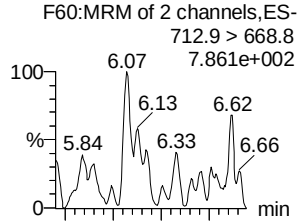

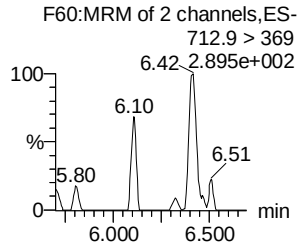

N-EtFOSA

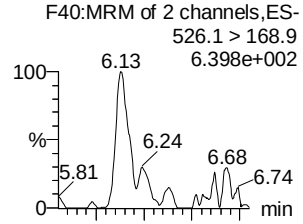

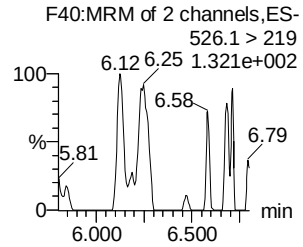

PFHxDA

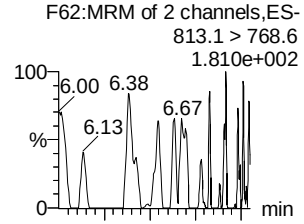

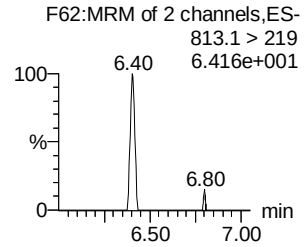

13C2-PFDoA

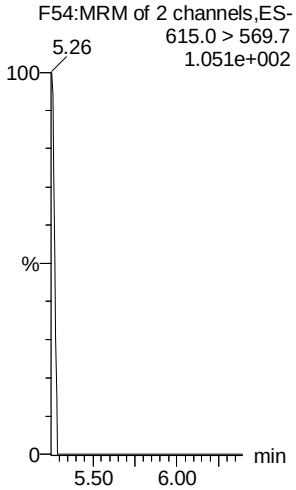

d3-N-MeFOSA

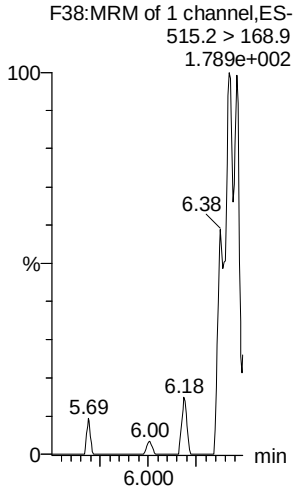

13C2-PFTeDA

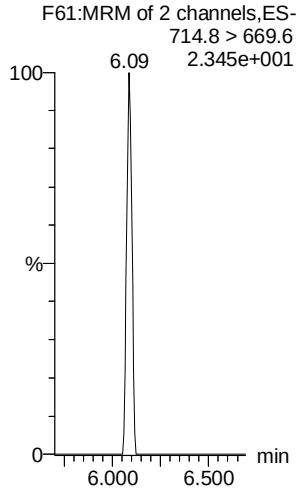

13C2-PFTeDA

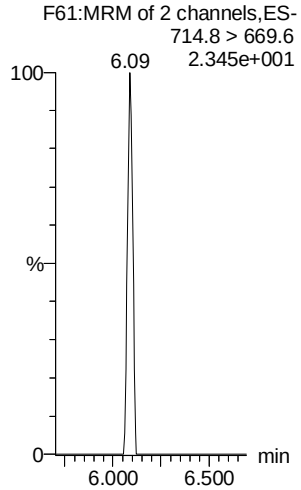

d5-N-ETFOSA

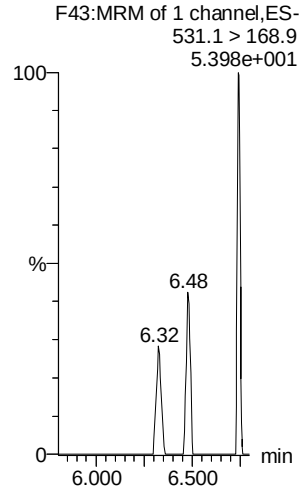

13C2-PFHxDA

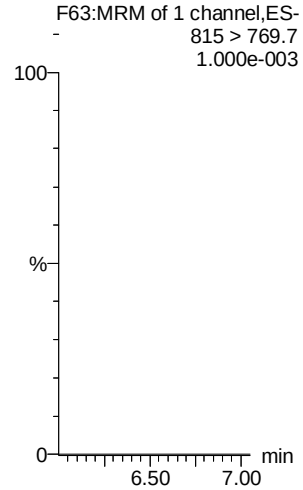

AC 1/30/2018

Vista Analytical Laboratory

Dataset: F:\Projects\PFAS.PRO\Results\180129M1\180129M1-12.qld

Last Altered: Tuesday, January 30, 2018 08:41:59 Pacific Standard Time
Printed: Tuesday, January 30, 2018 08:42:21 Pacific Standard Time

Name: 180129M1_12, Date: 29-Jan-2018, Time: 12:22:23, ID: IPA, Description: IPA

PFODA

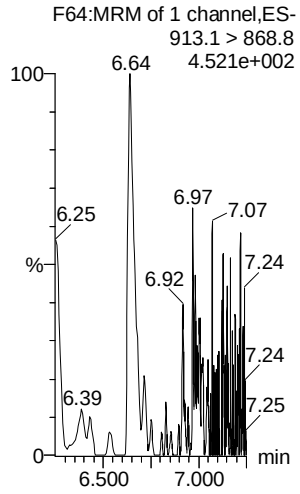

N-MeFOSE

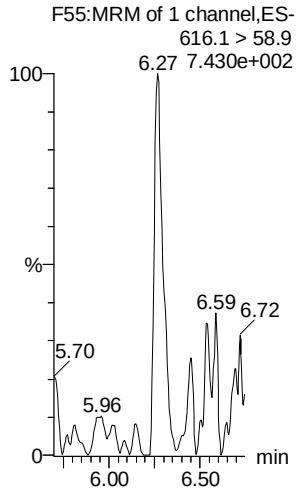

N-EtFOSE

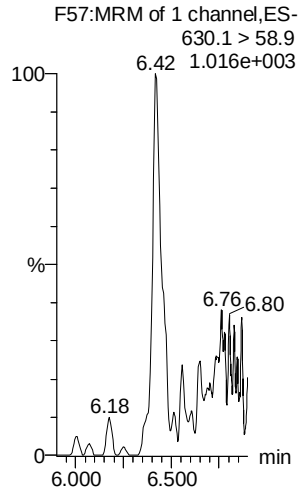

13C4-PFBA

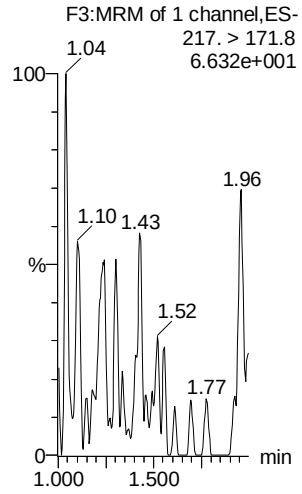

13C5-PFHxA

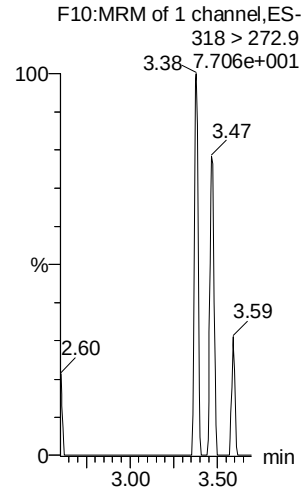

TCDA

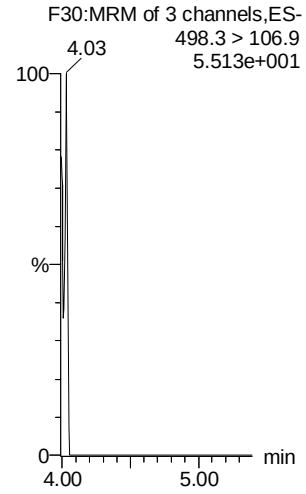

13C2-PFHxDA

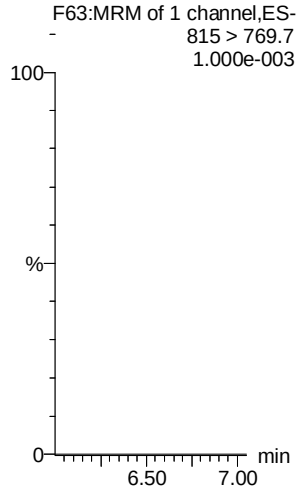

d7-N-MeFOSE

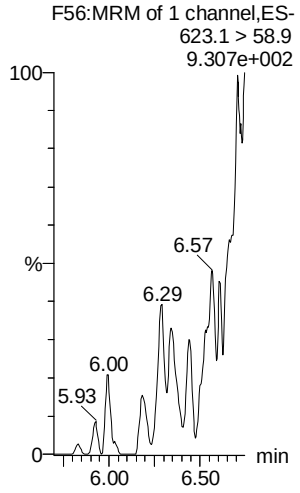

d9-N-EtFOSE

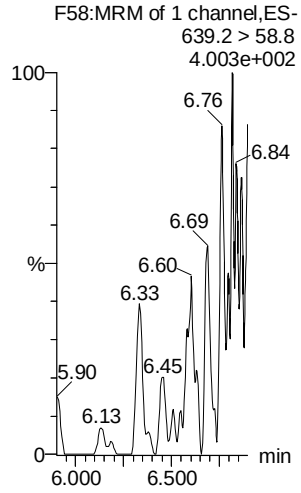

13C3-PFHxS

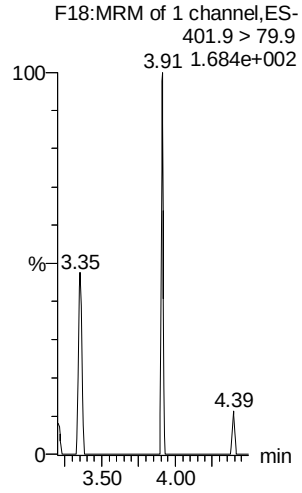

13C8-PFOA

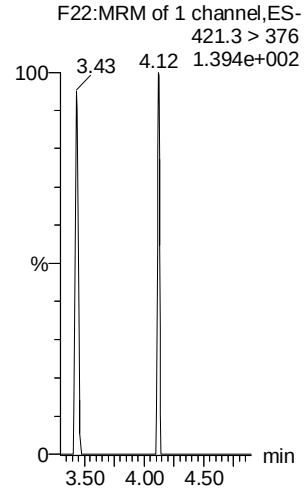

13C8-PFOS

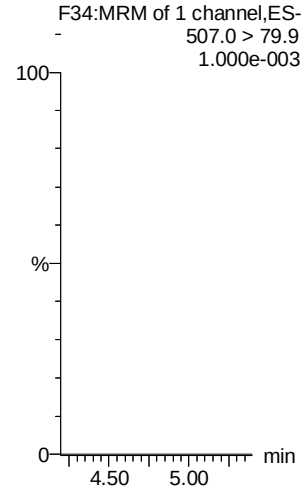

AC 1/30/2018

Dataset: F:\Projects\PFAS.PRO\Results\180129M1\180129M1-12.qld

Last Altered: Tuesday, January 30, 2018 08:41:59 Pacific Standard Time
Printed: Tuesday, January 30, 2018 08:42:21 Pacific Standard Time

Name: 180129M1_12, Date: 29-Jan-2018, Time: 12:22:23, ID: IPA, Description: IPA

13C9-PFNA

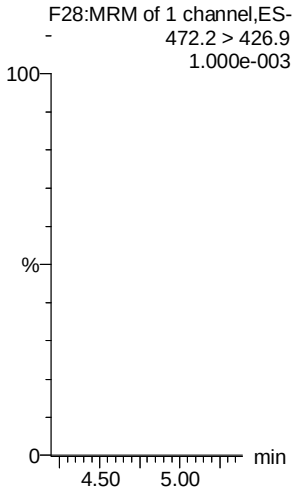

13C4-PFOS

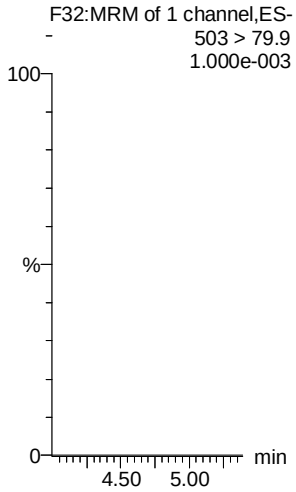

13C6-PFDA

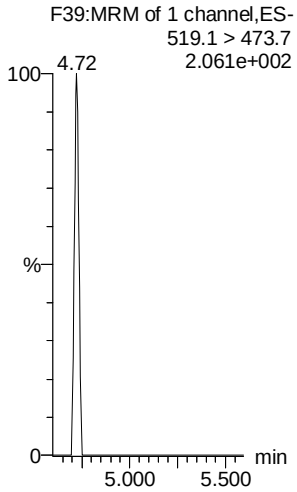

13C7-PFUdA

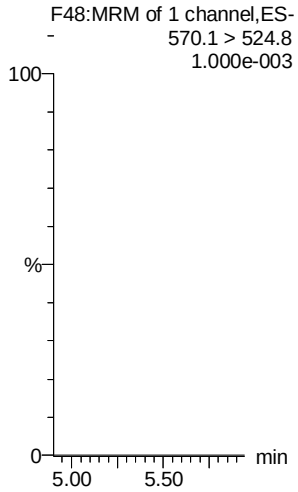

AC 1/30/2018

Vista Analytical Laboratory

Dataset: F:\Projects\PFAS.PRO\Results\180201M2\180201M2-CRV.qld

Last Altered: Friday, February 02, 2018 08:56:36 Pacific Standard Time
Printed: Friday, February 02, 2018 09:17:01 Pacific Standard Time

Method: F:\Projects\PFAS.PRO\MethDB\PFAS_FULL_80C_020118.mdb 02 Feb 2018 08:43:15
Calibration: F:\Projects\PFAS.PRO\CurveDB\C18_VAL-PFAS_Q4_02-01-18-FULL.cdb 02 Feb 2018 08:56:36

AC 2/2/18

VJA 02/02/2018

Compound name: PFBA
Correlation coefficient: r = 0.999588, r^2 = 0.999176
Calibration curve: 1.15301 * x + 0.0290072
Response type: Internal Std (Ref 34), Area * (IS Conc. / IS Area)
Curve type: Linear, Origin: Include, Weighting: 1/x, Axis trans: None

	#	Name	Type	Std. Conc	RT	Area	IS Area	Response	Conc.	%Dev	Conc. Flag	CoD	CoD Flag	x=excluded
1	1	180201M2_2	Standard	0.250	1.74	212.707	9389.637	0.283	0.2	-11.8	NO	0.999	NO	bb
2	2	180201M2_3	Standard	0.500	1.74	512.017	9983.384	0.641	0.5	6.2	NO	0.999	NO	bb
3	3	180201M2_4	Standard	1.000	1.74	933.750	9986.440	1.169	1.0	-1.1	NO	0.999	NO	bb
4	4	180201M2_5	Standard	2.000	1.73	1893.553	9690.016	2.443	2.1	4.7	NO	0.999	NO	bb
5	5	180201M2_6	Standard	5.000	1.73	4584.294	9520.578	6.019	5.2	3.9	NO	0.999	NO	bb
6	6	180201M2_7	Standard	10.000	1.73	9560.794	9923.568	12.043	10.4	4.2	NO	0.999	NO	bb
7	7	180201M2_8	Standard	50.000	1.73	45262.359	9588.937	59.003	51.1	2.3	NO	0.999	NO	bb
8	8	180201M2_9	Standard	100.000	1.72	89634.344	9692.715	115.595	100.2	0.2	NO	0.999	NO	bb
9	9	180201M2_10	Standard	250.000	1.72	216936.203	9046.232	299.760	260.0	4.0	NO	0.999	NO	bb
10	10	180201M2_11	Standard	500.000	1.72	408663.469	9078.827	562.660	488.0	-2.4	NO	0.999	NO	bb

Compound name: PFPeA
Correlation coefficient: r = 0.999459, r^2 = 0.998919
Calibration curve: 0.921641 * x + 0.120981
Response type: Internal Std (Ref 35), Area * (IS Conc. / IS Area)
Curve type: Linear, Origin: Exclude, Weighting: 1/x, Axis trans: None

	#	Name	Type	Std. Conc	RT	Area	IS Area	Response	Conc.	%Dev	Conc. Flag	CoD	CoD Flag	x=excluded
1	1	180201M2_2	Standard	0.250	2.72	249.826	10291.811	0.303	0.2	-20.8	NO	0.999	NO	bb
2	2	180201M2_3	Standard	0.500	2.72	484.837	11538.120	0.525	0.4	-12.3	NO	0.999	NO	bb
3	3	180201M2_4	Standard	1.000	2.71	958.982	10814.430	1.108	1.1	7.1	NO	0.999	NO	bb
4	4	180201M2_5	Standard	2.000	2.71	1802.433	11918.526	1.890	1.9	-4.0	NO	0.999	NO	bb
5	5	180201M2_6	Standard	5.000	2.71	4775.363	11699.451	5.102	5.4	8.1	NO	0.999	NO	bb
6	6	180201M2_7	Standard	10.000	2.70	8525.360	10244.049	10.403	11.2	11.6	NO	0.999	NO	bb
7	7	180201M2_8	Standard	50.000	2.70	42027.309	10452.232	50.261	54.4	8.8	NO	0.999	NO	bb
8	8	180201M2_9	Standard	100.000	2.70	79031.859	10454.805	94.492	102.4	2.4	NO	0.999	NO	bb
9	9	180201M2_10	Standard	250.000	2.70	200848.563	10730.524	233.969	253.7	1.5	NO	0.999	NO	bb

Vista Analytical Laboratory

Dataset: F:\Projects\PFAS.PRO\Results\180201M2\180201M2-CRV.qld

Last Altered: Friday, February 02, 2018 08:56:36 Pacific Standard Time
Printed: Friday, February 02, 2018 09:17:01 Pacific Standard Time

Compound name: PFPeA

	#	Name	Type	Std. Conc	RT	Area	IS Area	Response	Conc.	%Dev	Conc. Flag	CoD	CoD Flag	x=excluded
10	10	180201M2_11	Standard	500.000	2.69	357330.969	9927.790	449.913	488.0	-2.4	NO	0.999	NO	bb

Compound name: PFBS
Coefficient of Determination: R^2 = 0.999372
Calibration curve: 0.000720487 * x^2 + 1.50907 * x + 0.184842
Response type: Internal Std (Ref 36), Area * (IS Conc. / IS Area)
Curve type: 2nd Order, Origin: Exclude, Weighting: 1/x, Axis trans: None

	#	Name	Type	Std. Conc	RT	Area	IS Area	Response	Conc.	%Dev	Conc. Flag	CoD	CoD Flag	x=excluded
1	1	180201M2_2	Standard	0.250	2.99	55.924	1433.712	0.488	0.2	-19.8	NO	0.999	NO	MM
2	2	180201M2_3	Standard	0.500	2.99	114.197	1551.910	0.920	0.5	-2.6	NO	0.999	NO	bb
3	3	180201M2_4	Standard	1.000	2.98	197.640	1514.292	1.631	1.0	-4.2	NO	0.999	NO	bb
4	4	180201M2_5	Standard	2.000	2.98	401.874	1492.356	3.366	2.1	5.3	NO	0.999	NO	bb
5	5	180201M2_6	Standard	5.000	2.98	1011.305	1480.229	8.540	5.5	10.4	NO	0.999	NO	bb
6	6	180201M2_7	Standard	10.000	2.98	2112.059	1572.907	16.785	10.9	9.4	NO	0.999	NO	bb
7	7	180201M2_8	Standard	50.000	2.97	9241.729	1491.415	77.458	50.0	0.0	NO	0.999	NO	bb
8	8	180201M2_9	Standard	100.000	2.97	19325.635	1464.832	164.913	104.0	4.0	NO	0.999	NO	bb
9	9	180201M2_10	Standard	250.000	2.97	45481.453	1395.219	407.476	241.9	-3.2	NO	0.999	NO	bb
10	10	180201M2_11	Standard	500.000	2.97	85698.891	1138.420	940.985	502.8	0.6	NO	0.999	NO	bb

Compound name: 4:2 FTS
Coefficient of Determination: R^2 = 0.999451
Calibration curve: 0.000203044 * x^2 + 1.61794 * x + 0.159207
Response type: Internal Std (Ref 36), Area * (IS Conc. / IS Area)
Curve type: 2nd Order, Origin: Exclude, Weighting: 1/x, Axis trans: None

	#	Name	Type	Std. Conc	RT	Area	IS Area	Response	Conc.	%Dev	Conc. Flag	CoD	CoD Flag	x=excluded
1	1	180201M2_2	Standard	0.250	3.40	50.736	1433.712	0.442	0.2	-30.0	YES NO.	0.999	NO	MM
2	2	180201M2_3	Standard	0.500	3.39	119.567	1551.910	0.963	0.5	-0.6	NO	0.999	NO	bb
3	3	180201M2_4	Standard	1.000	3.39	244.639	1514.292	2.019	1.1	15.0	NO	0.999	NO	bb
4	4	180201M2_5	Standard	2.000	3.39	441.763	1492.356	3.700	2.2	9.4	NO	0.999	NO	bb
5	5	180201M2_6	Standard	5.000	3.38	1001.657	1480.229	8.459	5.1	2.5	NO	0.999	NO	bb
6	6	180201M2_7	Standard	10.000	3.38	2056.812	1572.907	16.346	10.0	-0.1	NO	0.999	NO	bb
7	7	180201M2_8	Standard	50.000	3.38	10091.644	1491.415	84.581	51.8	3.7	NO	0.999	NO	bb

Dataset: F:\Projects\PFAS.PRO\Results\180201M2\180201M2-CRV.qld

Last Altered: Friday, February 02, 2018 08:56:36 Pacific Standard Time
Printed: Friday, February 02, 2018 09:17:01 Pacific Standard Time

Compound name: 4:2 FTS

	#	Name	Type	Std. Conc	RT	Area	IS Area	Response	Conc.	%Dev	Conc. Flag	CoD	CoD Flag	x=excluded
8	8	180201M2_9	Standard	100.000	3.38	19757.881	1464.832	168.602	102.8	2.8	NO	0.999	NO	bb
9	9	180201M2_10	Standard	250.000	3.38	45015.465	1395.219	403.301	241.8	-3.3	NO	0.999	NO	bb
10	10	180201M2_11	Standard	500.000	3.37	78840.711	1138.420	865.681	503.2	0.6	NO	0.999	NO	bb

Compound name: PFHxA
Coefficient of Determination: R^2 = 0.999268
Calibration curve: -0.000163281 * x^2 + 1.50548 * x + 0.113411
Response type: Internal Std (Ref 37), Area * (IS Conc. / IS Area)
Curve type: 2nd Order, Origin: Include, Weighting: 1/x, Axis trans: None

	#	Name	Type	Std. Conc	RT	Area	IS Area	Response	Conc.	%Dev	Conc. Flag	CoD	CoD Flag	x=excluded
1	1	180201M2_2	Standard	0.250	3.49	327.504	3752.902	0.436	0.2	-14.2	NO	0.999	NO	bb
2	2	180201M2_3	Standard	0.500	3.49	597.904	3439.315	0.869	0.5	0.4	NO	0.999	NO	bb
3	3	180201M2_4	Standard	1.000	3.49	1167.424	3523.702	1.657	1.0	2.5	NO	0.999	NO	bb
4	4	180201M2_5	Standard	2.000	3.48	2432.601	3231.672	3.764	2.4	21.3	NO	0.999	NO	bb
5	5	180201M2_6	Standard	5.000	3.48	5751.611	3472.787	8.281	5.4	8.6	NO	0.999	NO	bb
6	6	180201M2_7	Standard	10.000	3.48	10989.215	3293.221	16.685	11.0	10.2	NO	0.999	NO	bb
7	7	180201M2_8	Standard	50.000	3.48	51512.160	3350.827	76.865	51.3	2.5	NO	0.999	NO	bb
8	8	180201M2_9	Standard	100.000	3.47	105053.016	3472.382	151.269	101.5	1.5	NO	0.999	NO	bb
9	9	180201M2_10	Standard	250.000	3.47	225876.188	3192.434	353.768	241.2	-3.5	NO	0.999	NO	bb
10	10	180201M2_11	Standard	500.000	3.47	448298.469	3123.552	717.610	504.2	0.8	NO	0.999	NO	bb

Compound name: PFPeS
Correlation coefficient: r = 0.997255, r^2 = 0.994517
Calibration curve: 1.92826 * x + -0.169565
Response type: Internal Std (Ref 36), Area * (IS Conc. / IS Area)
Curve type: Linear, Origin: Exclude, Weighting: 1/x, Axis trans: None

	#	Name	Type	Std. Conc	RT	Area	IS Area	Response	Conc.	%Dev	Conc. Flag	CoD	CoD Flag	x=excluded
1	1	180201M2_2	Standard	0.250	3.69	45.912	1433.712	0.400	0.3	18.2	NO	0.995	NO	MM
2	2	180201M2_3	Standard	0.500	3.68	89.330	1551.910	0.720	0.5	-7.8	NO	0.995	NO	bb
3	3	180201M2_4	Standard	1.000	3.68	212.781	1514.292	1.756	1.0	-0.1	NO	0.995	NO	bb
4	4	180201M2_5	Standard	2.000	3.68	470.903	1492.356	3.944	2.1	6.7	NO	0.995	NO	bb
5	5	180201M2_6	Standard	5.000	3.67	1109.698	1480.229	9.371	4.9	-1.0	NO	0.995	NO	bb

Dataset: F:\Projects\PFAS.PRO\Results\180201M2\180201M2-CRV.qld

Last Altered: Friday, February 02, 2018 08:56:36 Pacific Standard Time
Printed: Friday, February 02, 2018 09:17:01 Pacific Standard Time

Compound name: PFPeS

	#	Name	Type	Std. Conc	RT	Area	IS Area	Response	Conc.	%Dev	Conc. Flag	CoD	CoD Flag	x=excluded
6	6	180201M2_7	Standard	10.000	3.67	2337.649	1572.907	18.577	9.7	-2.8	NO	0.995	NO	bb
7	7	180201M2_8	Standard	50.000	3.67	11096.020	1491.415	92.999	48.3	-3.4	NO	0.995	NO	bb
8	8	180201M2_9	Standard	100.000	3.66	21066.156	1464.832	179.766	93.3	-6.7	NO	0.995	NO	bb
9	9	180201M2_10	Standard	250.000	3.66	48596.195	1395.219	435.381	225.9	-9.6	NO	0.995	NO	bb
10	10	180201M2_11	Standard	500.000	3.66	93530.148	1138.420	1026.973	532.7	6.5	NO	0.995	NO	bb

Compound name: PFHpA
Correlation coefficient: r = 0.999876, r^2 = 0.999751
Calibration curve: 1.33885 * x + -0.0298888
Response type: Internal Std (Ref 38), Area * (IS Conc. / IS Area)
Curve type: Linear, Origin: Exclude, Weighting: 1/x, Axis trans: None

	#	Name	Type	Std. Conc	RT	Area	IS Area	Response	Conc.	%Dev	Conc. Flag	CoD	CoD Flag	x=excluded
1	1	180201M2_2	Standard	0.250	4.12	205.343	8537.186	0.301	0.2	-1.2	NO	1.000	NO	bb
2	2	180201M2_3	Standard	0.500	4.12	468.266	8665.500	0.675	0.5	5.4	NO	1.000	NO	bb
3	3	180201M2_4	Standard	1.000	4.11	887.099	8295.039	1.337	1.0	2.1	NO	1.000	NO	bb
4	4	180201M2_5	Standard	2.000	4.11	2028.035	8948.312	2.833	2.1	6.9	NO	1.000	NO	bb
5	5	180201M2_6	Standard	5.000	4.10	4822.485	9472.876	6.364	4.8	-4.5	NO	1.000	NO	bb
6	6	180201M2_7	Standard	10.000	4.10	9014.292	9280.252	12.142	9.1	-9.1	NO	1.000	NO	bb
7	7	180201M2_8	Standard	50.000	4.10	42484.176	8132.475	65.300	48.8	-2.4	NO	1.000	NO	bb
8	8	180201M2_9	Standard	100.000	4.10	88190.313	8029.674	137.288	102.6	2.6	NO	1.000	NO	bb
9	9	180201M2_10	Standard	250.000	4.10	203692.563	7548.560	337.304	252.0	0.8	NO	1.000	NO	bb
10	10	180201M2_11	Standard	500.000	4.09	370149.844	6944.875	666.228	497.6	-0.5	NO	1.000	NO	bb

Dataset: F:\Projects\PFAS.PRO\Results\180201M2\180201M2-CRV.qld

Last Altered: Friday, February 02, 2018 08:56:36 Pacific Standard Time
Printed: Friday, February 02, 2018 09:17:01 Pacific Standard Time

Compound name: L-PFHxS
Correlation coefficient: r = 0.999731, r^2 = 0.999462
Calibration curve: 1.66977 * x + 0.0985786
Response type: Internal Std (Ref 39), Area * (IS Conc. / IS Area)
Curve type: Linear, Origin: Exclude, Weighting: 1/x, Axis trans: None

	#	Name	Type	Std. Conc	RT	Area	IS Area	Response	Conc.	%Dev	Conc. Flag	CoD	CoD Flag	x=excluded
1	1	180201M2_2	Standard	0.250	4.26	35.073	1056.209	0.415	0.2	-24.2	NO	0.999	NO	MM
2	2	180201M2_3	Standard	0.500	4.25	83.448	1160.678	0.899	0.5	-4.2	NO	0.999	NO	MM
3	3	180201M2_4	Standard	1.000	4.25	157.708	1082.664	1.821	1.0	3.1	NO	0.999	NO	MM
4	4	180201M2_5	Standard	2.000	4.24	305.706	1135.339	3.366	2.0	-2.2	NO	0.999	NO	MM
5	5	180201M2_6	Standard	5.000	4.24	818.170	1105.755	9.249	5.5	9.6	NO	0.999	NO	MM
6	6	180201M2_7	Standard	10.000	4.24	1665.759	1096.692	18.986	11.3	13.1	NO	0.999	NO	MM
7	7	180201M2_8	Standard	50.000	4.24	7835.177	1126.976	86.905	52.0	4.0	NO	0.999	NO	MM
8	8	180201M2_9	Standard	100.000	4.23	14767.560	1094.272	168.692	101.0	1.0	NO	0.999	NO	MM
9	9	180201M2_10	Standard	250.000	4.23	34389.738	1016.523	422.884	253.2	1.3	NO	0.999	NO	MM
10	10	180201M2_11	Standard	500.000	4.23	68657.250	1044.222	821.871	492.1	-1.6	NO	0.999	NO	MM

Compound name: 6:2 FTS
Coefficient of Determination: R^2 = 0.998757
Calibration curve: -8.65385e-005 * x^2 + 0.263083 * x + 0.00293198
Response type: Internal Std (Ref 41), Area * (IS Conc. / IS Area)
Curve type: 2nd Order, Origin: Include, Weighting: 1/x, Axis trans: None

	#	Name	Type	Std. Conc	RT	Area	IS Area	Response	Conc.	%Dev	Conc. Flag	CoD	CoD Flag	x=excluded
1	1	180201M2_2	Standard	0.250	4.58	67.229	15180.339	0.055	0.2	-20.3	NO	0.999	NO	bb
2	2	180201M2_3	Standard	0.500	4.56	123.138	13847.419	0.111	0.4	-17.7	NO	0.999	NO	bb
3	3	180201M2_4	Standard	1.000	4.57	356.080	13183.470	0.338	1.3	27.3	NO	0.999	NO	bb
4	4	180201M2_5	Standard	2.000	4.56	586.612	13426.970	0.546	2.1	3.3	NO	0.999	NO	bb
5	5	180201M2_6	Standard	5.000	4.56	1263.803	12850.056	1.229	4.7	-6.6	NO	0.999	NO	bb
6	6	180201M2_7	Standard	10.000	4.56	3116.245	12564.818	3.100	11.8	18.2	NO	0.999	NO	bb
7	7	180201M2_8	Standard	50.000	4.56	11981.239	11610.387	12.899	49.8	-0.3	NO	0.999	NO	bb
8	8	180201M2_9	Standard	100.000	4.56	26238.688	12445.125	26.354	103.7	3.7	NO	0.999	NO	bb
9	9	180201M2_10	Standard	250.000	4.55	54837.234	11793.541	58.122	239.8	-4.1	NO	0.999	NO	bb
10	10	180201M2_11	Standard	500.000	4.55	92294.516	10408.093	110.845	505.3	1.1	NO	0.999	NO	bb

Dataset: F:\Projects\PFAS.PRO\Results\180201M2\180201M2-CRV.qld

Last Altered: Friday, February 02, 2018 08:56:36 Pacific Standard Time
Printed: Friday, February 02, 2018 09:17:01 Pacific Standard Time

Compound name: L-PFOA
Coefficient of Determination: R^2 = 0.999666
Calibration curve: 0.000195402 * x^2 + 0.967507 * x + 0.0573653
Response type: Internal Std (Ref 41), Area * (IS Conc. / IS Area)
Curve type: 2nd Order, Origin: Exclude, Weighting: 1/x, Axis trans: None

	#	Name	Type	Std. Conc	RT	Area	IS Area	Response	Conc.	%Dev	Conc. Flag	CoD	CoD Flag	x=excluded
1	1	180201M2_2	Standard	0.250	4.63	320.028	15180.339	0.264	0.2	-14.8	NO	1.000	NO	bb
2	2	180201M2_3	Standard	0.500	4.62	499.409	13847.419	0.451	0.4	-18.7	NO	1.000	NO	bb
3	3	180201M2_4	Standard	1.000	4.62	1188.344	13183.470	1.127	1.1	10.5	NO	1.000	NO	bb
4	4	180201M2_5	Standard	2.000	4.62	2321.047	13426.970	2.161	2.2	8.7	NO	1.000	NO	bb
5	5	180201M2_6	Standard	5.000	4.61	5169.790	12850.056	5.029	5.1	2.7	NO	1.000	NO	bb
6	6	180201M2_7	Standard	10.000	4.61	10867.396	12564.818	10.811	11.1	10.9	NO	1.000	NO	bb
7	7	180201M2_8	Standard	50.000	4.61	47224.406	11610.387	50.843	51.9	3.9	NO	1.000	NO	bb
8	8	180201M2_9	Standard	100.000	4.61	95549.547	12445.125	95.971	97.2	-2.8	NO	1.000	NO	bb
9	9	180201M2_10	Standard	250.000	4.60	238264.297	11793.541	252.537	248.5	-0.6	NO	1.000	NO	bb
10	10	180201M2_11	Standard	500.000	4.60	444474.906	10408.093	533.809	501.0	0.2	NO	1.000	NO	bb

Compound name: PFHpS
Coefficient of Determination: R^2 = 0.998404
Calibration curve: -0.000351604 * x^2 + 1.0357 * x + -0.223659
Response type: Internal Std (Ref 44), Area * (IS Conc. / IS Area)
Curve type: 2nd Order, Origin: Exclude, Weighting: 1/x, Axis trans: None

	#	Name	Type	Std. Conc	RT	Area	IS Area	Response	Conc.	%Dev	Conc. Flag	CoD	CoD Flag	x=excluded
1	1	180201M2_2	Standard	0.250	4.73	82.629	3137.675	0.329	0.5	113.6	YES	0.998	NO	bbX
2	2	180201M2_3	Standard	0.500	4.73	65.901	3080.948	0.267	0.5	-5.2	NO	0.998	NO	bb
3	3	180201M2_4	Standard	1.000	4.72	278.063	3232.771	1.075	1.3	25.5	NO	0.998	NO	bb
4	4	180201M2_5	Standard	2.000	4.72	517.705	3242.907	1.996	2.1	7.2	NO	0.998	NO	bb
5	5	180201M2_6	Standard	5.000	4.72	917.281	2934.418	3.907	4.0	-20.1	NO	0.998	NO	bb
6	6	180201M2_7	Standard	10.000	4.71	2439.915	3221.173	9.468	9.4	-6.1	NO	0.998	NO	bb
7	7	180201M2_8	Standard	50.000	4.71	11451.972	3061.044	46.765	46.1	-7.8	NO	0.998	NO	bb
8	8	180201M2_9	Standard	100.000	4.71	25620.775	2990.104	107.107	107.6	7.6	NO	0.998	NO	bb
9	9	180201M2_10	Standard	250.000	4.70	57255.648	3049.938	234.659	247.6	-1.0	NO	0.998	NO	bb
10	10	180201M2_11	Standard	500.000	4.70	100399.539	2920.493	429.720	500.0	-0.0	NO	0.998	NO	bb

Dataset: F:\Projects\PFAS.PRO\Results\180201M2\180201M2-CRV.qld

Last Altered: Friday, February 02, 2018 08:56:36 Pacific Standard Time
Printed: Friday, February 02, 2018 09:17:01 Pacific Standard Time

Compound name: PFNA
Coefficient of Determination: R^2 = 0.997025
Calibration curve: -0.00027373 * x^2 + 1.17487 * x + 0.141309
Response type: Internal Std (Ref 42), Area * (IS Conc. / IS Area)
Curve type: 2nd Order, Origin: Exclude, Weighting: 1/x, Axis trans: None

	#	Name	Type	Std. Conc	RT	Area	IS Area	Response	Conc.	%Dev	Conc. Flag	CoD	CoD Flag	x=excluded
1	1	180201M2_2	Standard	0.250	5.05	328.290	10855.060	0.378	0.2	-19.4	NO	0.997	NO	bb
2	2	180201M2_3	Standard	0.500	5.05	565.966	11105.828	0.637	0.4	-15.6	NO	0.997	NO	bb
3	3	180201M2_4	Standard	1.000	5.04	1116.923	10172.259	1.373	1.0	4.8	NO	0.997	NO	bb
4	4	180201M2_5	Standard	2.000	5.04	2379.856	10992.008	2.706	2.2	9.2	NO	0.997	NO	bb
5	5	180201M2_6	Standard	5.000	5.04	6883.418	12525.866	6.869	5.7	14.7	NO	0.997	NO	bb
6	6	180201M2_7	Standard	10.000	5.04	10363.709	11422.679	11.341	9.6	-4.5	NO	0.997	NO	bb
7	7	180201M2_8	Standard	50.000	5.04	50737.699	9457.981	67.057	57.7	15.5	NO	0.997	NO	bb
8	8	180201M2_9	Standard	100.000	5.03	99274.172	10766.577	115.257	100.3	0.3	NO	0.997	NO	bb
9	9	180201M2_10	Standard	250.000	5.03	268166.688	12927.568	259.297	233.3	-6.7	NO	0.997	NO	bb
10	10	180201M2_11	Standard	500.000	5.03	458492.813	10876.807	526.916	508.6	1.7	NO	0.997	NO	bb

Compound name: PFOSA
Correlation coefficient: r = 0.999294, r^2 = 0.998588
Calibration curve: 1.03954 * x + 0.15214
Response type: Internal Std (Ref 43), Area * (IS Conc. / IS Area)
Curve type: Linear, Origin: Exclude, Weighting: 1/x, Axis trans: None

	#	Name	Type	Std. Conc	RT	Area	IS Area	Response	Conc.	%Dev	Conc. Flag	CoD	CoD Flag	x=excluded
1	1	180201M2_2	Standard	0.250	5.11	77.926	2908.301	0.335	0.2	-29.7	NO	0.999	NO	bb
2	2	180201M2_3	Standard	0.500	5.10	167.526	3222.731	0.650	0.5	-4.3	NO	0.999	NO	bb
3	3	180201M2_4	Standard	1.000	5.10	338.944	3008.096	1.408	1.2	20.9	NO	0.999	NO	bb
4	4	180201M2_5	Standard	2.000	5.10	555.831	2726.330	2.548	2.3	15.3	NO	0.999	NO	bb
5	5	180201M2_6	Standard	5.000	5.10	1216.500	2933.252	5.184	4.8	-3.2	NO	0.999	NO	bb
6	6	180201M2_7	Standard	10.000	5.09	2767.181	3030.171	11.415	10.8	8.3	NO	0.999	NO	bb
7	7	180201M2_8	Standard	50.000	5.09	11524.962	3081.776	46.746	44.8	-10.4	NO	0.999	NO	bb
8	8	180201M2_9	Standard	100.000	5.09	24615.586	2954.469	104.146	100.0	0.0	NO	0.999	NO	bb
9	9	180201M2_10	Standard	250.000	5.09	58462.555	2694.043	271.258	260.8	4.3	NO	0.999	NO	bb
10	10	180201M2_11	Standard	500.000	5.08	100147.328	2440.696	512.904	493.3	-1.3	NO	0.999	NO	bb

Dataset: F:\Projects\PFAS.PRO\Results\180201M2\180201M2-CRV.qld

Last Altered: Friday, February 02, 2018 08:56:36 Pacific Standard Time
Printed: Friday, February 02, 2018 09:17:01 Pacific Standard Time

Compound name: L-PFOS
Coefficient of Determination: R^2 = 0.999700
Calibration curve: -0.000302712 * x^2 + 1.09506 * x + 0.00573512
Response type: Internal Std (Ref 44), Area * (IS Conc. / IS Area)
Curve type: 2nd Order, Origin: Exclude, Weighting: 1/x, Axis trans: None

	#	Name	Type	Std. Conc	RT	Area	IS Area	Response	Conc.	%Dev	Conc. Flag	CoD	CoD Flag	x=excluded
1	1	180201M2_2	Standard	0.250	5.13	75.136	3137.675	0.299	0.3	7.3	NO	1.000	NO	MM
2	2	180201M2_3	Standard	0.500	5.13	145.682	3080.948	0.591	0.5	6.9	NO	1.000	NO	MM
3	3	180201M2_4	Standard	1.000	5.12	217.711	3232.771	0.842	0.8	-23.6	NO	1.000	NO	MM
4	4	180201M2_5	Standard	2.000	5.12	566.266	3242.907	2.183	2.0	-0.5	NO	1.000	NO	MM
5	5	180201M2_6	Standard	5.000	5.12	1411.466	2934.418	6.013	5.5	9.9	NO	1.000	NO	MM
6	6	180201M2_7	Standard	10.000	5.11	2751.907	3221.173	10.679	9.8	-2.3	NO	1.000	NO	MM
7	7	180201M2_8	Standard	50.000	5.11	13644.756	3061.044	55.719	51.6	3.2	NO	1.000	NO	MM
8	8	180201M2_9	Standard	100.000	5.11	25578.988	2990.104	106.932	100.4	0.4	NO	1.000	NO	MM
9	9	180201M2_10	Standard	250.000	5.11	61214.918	3049.938	250.886	245.8	-1.7	NO	1.000	NO	MM
10	10	180201M2_11	Standard	500.000	5.10	110646.789	2920.493	473.579	502.2	0.4	NO	1.000	NO	MM

Compound name: PFDA
Coefficient of Determination: R^2 = 0.995894
Calibration curve: 5.47654e-006 * x^2 + 1.19216 * x + 0.18128
Response type: Internal Std (Ref 45), Area * (IS Conc. / IS Area)
Curve type: 2nd Order, Origin: Exclude, Weighting: 1/x, Axis trans: None

	#	Name	Type	Std. Conc	RT	Area	IS Area	Response	Conc.	%Dev	Conc. Flag	CoD	CoD Flag	x=excluded
1	1	180201M2_2	Standard	0.250	5.42	419.944	11641.184	0.451	0.2	-9.5	NO	0.996	NO	bb
2	2	180201M2_3	Standard	0.500	5.42	693.899	12949.461	0.670	0.4	-18.0	NO	0.996	NO	bb
3	3	180201M2_4	Standard	1.000	5.41	1388.925	11726.376	1.481	1.1	9.0	NO	0.996	NO	bb
4	4	180201M2_5	Standard	2.000	5.41	2415.564	13257.169	2.278	1.8	-12.1	NO	0.996	NO	bb
5	5	180201M2_6	Standard	5.000	5.41	6013.211	12165.767	6.178	5.0	0.6	NO	0.996	NO	bb
6	6	180201M2_7	Standard	10.000	5.40	12651.417	10837.155	14.593	12.1	20.9	NO	0.996	NO	bb
7	7	180201M2_8	Standard	50.000	5.40	58887.707	11210.779	65.660	54.9	9.8	NO	0.996	NO	bb
8	8	180201M2_9	Standard	100.000	5.40	104220.281	10225.794	127.399	106.7	6.7	NO	0.996	NO	bb
9	9	180201M2_10	Standard	250.000	5.40	228302.969	10531.019	270.989	226.9	-9.2	NO	0.996	NO	bb
10	10	180201M2_11	Standard	500.000	5.39	510512.125	10475.140	609.195	509.7	1.9	NO	0.996	NO	bb

Dataset: F:\Projects\PFAS.PRO\Results\180201M2\180201M2-CRV.qld

Last Altered: Friday, February 02, 2018 08:56:36 Pacific Standard Time
Printed: Friday, February 02, 2018 09:17:01 Pacific Standard Time

Compound name: 8:2 FTS
Coefficient of Determination: R^2 = 0.998259
Calibration curve: -0.000385715 * x^2 + 0.324873 * x + -0.0128103
Response type: Internal Std (Ref 41), Area * (IS Conc. / IS Area)
Curve type: 2nd Order, Origin: Include, Weighting: 1/x, Axis trans: None

	#	Name	Type	Std. Conc	RT	Area	IS Area	Response	Conc.	%Dev	Conc. Flag	CoD	CoD Flag	x=excluded
1	1	180201M2_2	Standard	0.250	5.40	64.168	15180.339	0.053	0.2	-19.2	NO	0.998	NO	bb
2	2	180201M2_3	Standard	0.500	5.39	160.888	13847.419	0.145	0.5	-2.6	NO	0.998	NO	bb
3	3	180201M2_4	Standard	1.000	5.39	391.632	13183.470	0.371	1.2	18.4	NO	0.998	NO	bb
4	4	180201M2_5	Standard	2.000	5.38	716.104	13426.970	0.667	2.1	4.8	NO	0.998	NO	bb
5	5	180201M2_6	Standard	5.000	5.38	1474.707	12850.056	1.435	4.5	-10.4	NO	0.998	NO	bb
6	6	180201M2_7	Standard	10.000	5.38	3006.310	12564.818	2.991	9.3	-6.5	NO	0.998	NO	bb
7	7	180201M2_8	Standard	50.000	5.38	13512.659	11610.387	14.548	47.5	-5.0	NO	0.998	NO	bb
8	8	180201M2_9	Standard	100.000	5.37	29929.625	12445.125	30.062	105.9	5.9	NO	0.998	NO	bb
9	9	180201M2_10	Standard	250.000	5.37	53472.387	11793.541	56.676	246.8	-1.3	NO	0.998	NO	bb
10	10	180201M2_11	Standard	500.000	5.37	99525.766	10408.093	119.529			NO	0.998	NO	bbXI

Compound name: PFNS
Coefficient of Determination: R^2 = 0.998790
Calibration curve: -0.000310309 * x^2 + 0.89006 * x + 0.0327266
Response type: Internal Std (Ref 44), Area * (IS Conc. / IS Area)
Curve type: 2nd Order, Origin: Exclude, Weighting: 1/x, Axis trans: None

	#	Name	Type	Std. Conc	RT	Area	IS Area	Response	Conc.	%Dev	Conc. Flag	CoD	CoD Flag	x=excluded
1	1	180201M2_2	Standard	0.250			3137.675				NO	0.999	NO	
2	2	180201M2_3	Standard	0.500	5.47	119.572	3080.948	0.485	0.5	1.7	NO	0.999	NO	MM
3	3	180201M2_4	Standard	1.000	5.47	225.814	3232.771	0.873	0.9	-5.5	NO	0.999	NO	MM
4	4	180201M2_5	Standard	2.000	5.46	459.069	3242.907	1.770	2.0	-2.4	NO	0.999	NO	MM
5	5	180201M2_6	Standard	5.000	5.46	999.624	2934.418	4.258	4.8	-4.9	NO	0.999	NO	MM
6	6	180201M2_7	Standard	10.000	5.46	2506.720	3221.173	9.728	10.9	9.3	NO	0.999	NO	MM
7	7	180201M2_8	Standard	50.000	5.45	10629.116	3061.044	43.405	49.6	-0.8	NO	0.999	NO	MM
8	8	180201M2_9	Standard	100.000	5.45	21781.516	2990.104	91.057	106.2	6.2	NO	0.999	NO	bb
9	9	180201M2_10	Standard	250.000	5.45	47476.277	3049.938	194.579	238.4	-4.6	NO	0.999	NO	MM
10	10	180201M2_11	Standard	500.000	5.45	86626.492	2920.493	370.770	505.7	1.1	NO	0.999	NO	MM

Dataset: F:\Projects\PFAS.PRO\Results\180201M2\180201M2-CRV.qld

Last Altered: Friday, February 02, 2018 08:56:36 Pacific Standard Time
Printed: Friday, February 02, 2018 09:17:01 Pacific Standard Time

Compound name: N-MeFOSAA
Coefficient of Determination: R^2 = 0.998624
Calibration curve: -0.000363125 * x^2 + 1.42776 * x + -0.075006
Response type: Internal Std (Ref 47), Area * (IS Conc. / IS Area)
Curve type: 2nd Order, Origin: Include, Weighting: 1/x, Axis trans: None

	#	Name	Type	Std. Conc	RT	Area	IS Area	Response	Conc.	%Dev	Conc. Flag	CoD	CoD Flag	x=excluded
1	1	180201M2_2	Standard	0.250	5.56	210.447	5277.298	0.498	0.4	60.7	YES	0.999	NO	bbX
2	2	180201M2_3	Standard	0.500	5.56	247.218	5755.686	0.537	0.4	-14.3	NO	0.999	NO	bb
3	3	180201M2_4	Standard	1.000	5.56	526.404	4977.270	1.322	1.0	-2.1	NO	0.999	NO	bb
4	4	180201M2_5	Standard	2.000	5.55	1314.370	5351.252	3.070	2.2	10.2	NO	0.999	NO	bb
5	5	180201M2_6	Standard	5.000	5.55	2918.092	5465.481	6.674	4.7	-5.3	NO	0.999	NO	bb
6	6	180201M2_7	Standard	10.000	5.55	5891.524	5434.169	13.552	9.6	-4.3	NO	0.999	NO	bb
7	7	180201M2_8	Standard	50.000	5.55	29003.156	5006.550	72.413	51.4	2.9	NO	0.999	NO	bb
8	8	180201M2_9	Standard	100.000	5.54	60351.309	5101.554	147.875	106.5	6.5	NO	0.999	NO	bb
9	9	180201M2_10	Standard	250.000	5.54	125367.289	4926.247	318.111	237.2	-5.1	NO	0.999	NO	bb
10	10	180201M2_11	Standard	500.000	5.54	251506.266	4997.280	629.108	505.7	1.1	NO	0.999	NO	bb

Compound name: N-EtFOSAA
Coefficient of Determination: R^2 = 0.999653
Calibration curve: -0.000347341 * x^2 + 1.08324 * x + -0.0568299
Response type: Internal Std (Ref 48), Area * (IS Conc. / IS Area)
Curve type: 2nd Order, Origin: Include, Weighting: 1/x, Axis trans: None

	#	Name	Type	Std. Conc	RT	Area	IS Area	Response	Conc.	%Dev	Conc. Flag	CoD	CoD Flag	x=excluded
1	1	180201M2_2	Standard	0.250	5.72	128.376	6164.870	0.260	0.3	17.1	NO	1.000	NO	bb
2	2	180201M2_3	Standard	0.500	5.71	178.817	6123.357	0.365	0.4	-22.1	NO	1.000	NO	bb
3	3	180201M2_4	Standard	1.000	5.71	483.747	6029.236	1.003	1.0	-2.1	NO	1.000	NO	bb
4	4	180201M2_5	Standard	2.000	5.71	1077.277	6259.932	2.151	2.0	2.0	NO	1.000	NO	bb
5	5	180201M2_6	Standard	5.000	5.70	2057.843	5914.638	4.349	4.1	-18.5	NO	1.000	NO	bb
6	6	180201M2_7	Standard	10.000	5.70	5564.857	6288.980	11.061	10.3	3.0	NO	1.000	NO	bb
7	7	180201M2_8	Standard	50.000	5.70	24438.742	5807.799	52.599	49.4	-1.2	NO	1.000	NO	bb
8	8	180201M2_9	Standard	100.000	5.69	48485.758	5766.029	105.111	100.3	0.3	NO	1.000	NO	bb
9	9	180201M2_10	Standard	250.000	5.69	107230.797	5336.983	251.150	252.3	0.9	NO	1.000	NO	bb
10	10	180201M2_11	Standard	500.000	5.69	191416.422	5273.983	453.681	498.6	-0.3	NO	1.000	NO	bb

Dataset: F:\Projects\PFAS.PRO\Results\180201M2\180201M2-CRV.qld

Last Altered: Friday, February 02, 2018 08:56:36 Pacific Standard Time
Printed: Friday, February 02, 2018 09:17:01 Pacific Standard Time

Compound name: PFUdA
Coefficient of Determination: R^2 = 0.997854
Calibration curve: -0.000256831 * x^2 + 1.1318 * x + 0.0323822
Response type: Internal Std (Ref 49), Area * (IS Conc. / IS Area)
Curve type: 2nd Order, Origin: Exclude, Weighting: 1/x, Axis trans: None

	#	Name	Type	Std. Conc	RT	Area	IS Area	Response	Conc.	%Dev	Conc. Flag	CoD	CoD Flag	x=excluded
1	1	180201M2_2	Standard	0.250	5.73	410.345	15200.801	0.337	0.3	7.8	NO	0.998	NO	bb
2	2	180201M2_3	Standard	0.500	5.73	926.525	15563.569	0.744	0.6	25.8	NO	0.998	NO	bb
3	3	180201M2_4	Standard	1.000	5.73	1203.429	13426.738	1.120	1.0	-3.9	NO	0.998	NO	bb
4	4	180201M2_5	Standard	2.000	5.73	1702.760	13117.037	1.623	1.4	-29.7	NO	0.998	NO	bb
5	5	180201M2_6	Standard	5.000	5.72	5908.609	12485.801	5.915	5.2	4.1	NO	0.998	NO	bb
6	6	180201M2_7	Standard	10.000	5.72	11529.538	12698.962	11.349	10.0	0.2	NO	0.998	NO	bb
7	7	180201M2_8	Standard	50.000	5.72	59433.605	15075.656	49.279	44.0	-12.1	NO	0.998	NO	bb
8	8	180201M2_9	Standard	100.000	5.71	117748.523	12250.399	120.148	108.8	8.8	NO	0.998	NO	bb
9	9	180201M2_10	Standard	250.000	5.71	263070.063	12438.353	264.374	247.5	-1.0	NO	0.998	NO	bb
10	10	180201M2_11	Standard	500.000	5.71	426579.938	10626.814	501.773	500.1	0.0	NO	0.998	NO	bb

Compound name: PFDS
Coefficient of Determination: R^2 = 0.994051
Calibration curve: -1.47e-005 * x^2 + 0.346528 * x + -0.012366
Response type: Internal Std (Ref 50), Area * (IS Conc. / IS Area)
Curve type: 2nd Order, Origin: Exclude, Weighting: 1/x, Axis trans: None

	#	Name	Type	Std. Conc	RT	Area	IS Area	Response	Conc.	%Dev	Conc. Flag	CoD	CoD Flag	x=excluded
1	1	180201M2_2	Standard	0.250	5.77	65.641	11960.537	0.069	0.2	-6.5	NO	0.994	NO	bb
2	2	180201M2_3	Standard	0.500	5.78	149.453	13796.158	0.135	0.4	-14.7	NO	0.994	NO	bb
3	3	180201M2_4	Standard	1.000	5.77	307.968	10290.432	0.374	1.1	11.5	NO	0.994	NO	bb
4	4	180201M2_5	Standard	2.000	5.77	589.220	10609.885	0.694	2.0	2.0	NO	0.994	NO	bb
5	5	180201M2_6	Standard	5.000	5.76	1526.004	12375.247	1.541	4.5	-10.3	NO	0.994	NO	bb
6	6	180201M2_7	Standard	10.000	5.76	3019.841	9151.438	4.125	11.9	19.4	NO	0.994	NO	bb
7	7	180201M2_8	Standard	50.000	5.76	13522.194	8795.715	19.217	55.6	11.2	NO	0.994	NO	bb
8	8	180201M2_9	Standard	100.000	5.76	25528.313	11266.216	28.324	82.1	-17.9	NO	0.994	NO	bb
9	9	180201M2_10	Standard	250.000	5.75	62397.008	8564.437	91.070	265.8	6.3	NO	0.994	NO	bb
10	10	180201M2_11	Standard	500.000	5.75	117945.922	8779.890	167.921	495.0	-1.0	NO	0.994	NO	bb

Dataset: F:\Projects\PFAS.PRO\Results\180201M2\180201M2-CRV.qld

Last Altered: Friday, February 02, 2018 08:56:36 Pacific Standard Time
Printed: Friday, February 02, 2018 09:17:01 Pacific Standard Time

Compound name: PFDoA
Coefficient of Determination: R^2 = 0.997264
Calibration curve: -0.000708969 * x^2 + 1.83544 * x + -0.0621147
Response type: Internal Std (Ref 50), Area * (IS Conc. / IS Area)
Curve type: 2nd Order, Origin: Exclude, Weighting: 1/x, Axis trans: None

	#	Name	Type	Std. Conc	RT	Area	IS Area	Response	Conc.	%Dev	Conc. Flag	CoD	CoD Flag	x=excluded
1	1	180201M2_2	Standard	0.250	6.01	510.072	11960.537	0.533	0.3	29.7	NO	0.997	NO	bb
2	2	180201M2_3	Standard	0.500	6.00	767.873	13796.158	0.696	0.4	-17.4	NO	0.997	NO	bb
3	3	180201M2_4	Standard	1.000	6.00	1616.492	10290.432	1.964	1.1	10.4	NO	0.997	NO	bb
4	4	180201M2_5	Standard	2.000	6.00	2965.437	10609.885	3.494	1.9	-3.1	NO	0.997	NO	bb
5	5	180201M2_6	Standard	5.000	6.00	6808.854	12375.247	6.877	3.8	-24.3	NO	0.997	NO	bb
6	6	180201M2_7	Standard	10.000	5.99	13695.843	9151.438	18.707	10.3	2.7	NO	0.997	NO	bb
7	7	180201M2_8	Standard	50.000	5.99	68399.461	8795.715	97.206	54.1	8.3	NO	0.997	NO	bb
8	8	180201M2_9	Standard	100.000	5.98	143908.953	11266.216	159.669	90.2	-9.8	NO	0.997	NO	bb
9	9	180201M2_10	Standard	250.000	5.98	295640.250	8564.437	431.494	261.5	4.6	NO	0.997	NO	bb
10	10	180201M2_11	Standard	500.000	5.98	515936.281	8779.890	734.543	494.8	-1.0	NO	0.997	NO	bb

Compound name: N-MeFOSA
Correlation coefficient: r = 0.998754, r^2 = 0.997509
Calibration curve: 0.965539 * x + 0.338146
Response type: Internal Std (Ref 51), Area * (IS Conc. / IS Area)
Curve type: Linear, Origin: Include, Weighting: 1/x, Axis trans: None

	#	Name	Type	Std. Conc	RT	Area	IS Area	Response	Conc.	%Dev	Conc. Flag	CoD	CoD Flag	x=excluded
1	1	180201M2_2	Standard	1.250	5.93	144.167	15934.890	1.357	1.1	-15.6	NO	0.998	NO	bb
2	2	180201M2_3	Standard	2.500	5.94	289.506	16124.691	2.693	2.4	-2.4	NO	0.998	NO	bb
3	3	180201M2_4	Standard	5.000	5.94	550.742	16184.368	5.104	4.9	-1.3	NO	0.998	NO	bb
4	4	180201M2_5	Standard	10.000	5.94	1185.626	15804.994	11.252	11.3	13.0	NO	0.998	NO	bb
5	5	180201M2_6	Standard	25.000	5.93	2727.323	16229.670	25.207	25.8	3.0	NO	0.998	NO	bb
6	6	180201M2_7	Standard	50.000	5.93	5726.789	15531.838	55.307	56.9	13.9	NO	0.998	NO	bb
7	7	180201M2_8	Standard	250.000	5.93	26739.990	14765.406	271.648	281.0	12.4	NO	0.998	NO	bb
8	8	180201M2_9	Standard	500.000	5.93	51787.793	14944.372	519.806	538.0	7.6	NO	0.998	NO	bb
9	9	180201M2_10	Standard	1250.000	5.93	121315.047	14927.584	1219.036	1262.2	1.0	NO	0.998	NO	bb
10	10	180201M2_11	Standard	2500.000	5.93	220969.891	14241.318	2327.417	2410.1	-3.6	NO	0.998	NO	bb

Dataset: F:\Projects\PFAS.PRO\Results\180201M2\180201M2-CRV.qld

Last Altered: Friday, February 02, 2018 08:56:36 Pacific Standard Time
Printed: Friday, February 02, 2018 09:17:01 Pacific Standard Time

Compound name: PFTrDA
Coefficient of Determination: R^2 = 0.998862
Calibration curve: -0.00612122 * x^2 + 4.14698 * x + 0.107854
Response type: Internal Std (Ref 52), Area * (IS Conc. / IS Area)
Curve type: 2nd Order, Origin: Exclude, Weighting: 1/x, Axis trans: None

	#	Name	Type	Std. Conc	RT	Area	IS Area	Response	Conc.	%Dev	Conc. Flag	CoD	CoD Flag	x=excluded
1	1	180201M2_2	Standard	0.250	6.24	490.574	5245.019	1.169	0.3	2.4	NO	0.999	NO	bb
2	2	180201M2_3	Standard	0.500	6.23	1025.122	5728.347	2.237	0.5	2.8	NO	0.999	NO	bb
3	3	180201M2_4	Standard	1.000	6.23	1770.611	5075.495	4.361	1.0	2.7	NO	0.999	NO	bb
4	4	180201M2_5	Standard	2.000	6.23	3334.091	5616.486	7.420	1.8	-11.6	NO	0.999	NO	bb
5	5	180201M2_6	Standard	5.000	6.22	8856.109	5545.823	19.961	4.8	-3.6	NO	0.999	NO	bb
6	6	180201M2_7	Standard	10.000	6.22	17730.619	5109.631	43.375	10.6	6.0	NO	0.999	NO	bb
7	7	180201M2_8	Standard	50.000	6.22	86487.398	5383.240	200.826	52.5	4.9	NO	0.999	NO	bb
8	8	180201M2_9	Standard	100.000	6.22	154284.313	5661.808	340.625	95.6	-4.4	NO	0.999	NO	bb
9	9	180201M2_10	Standard	250.000	6.21	318701.313	6057.532	657.655	253.2	1.3	NO	0.999	NO	bb
10	10	180201M2_11	Standard	500.000	6.21	686576.000	6843.993	1253.976			NO	0.999	NO	dbXI

Compound name: PFTeDA
Coefficient of Determination: R^2 = 0.996729
Calibration curve: -0.00151355 * x^2 + 2.14066 * x + 0.339985
Response type: Internal Std (Ref 52), Area * (IS Conc. / IS Area)
Curve type: 2nd Order, Origin: Exclude, Weighting: 1/x, Axis trans: None

	#	Name	Type	Std. Conc	RT	Area	IS Area	Response	Conc.	%Dev	Conc. Flag	CoD	CoD Flag	x=excluded
1	1	180201M2_2	Standard	0.250	6.42	324.566	5245.019	0.774	0.2	-19.0	NO	0.997	NO	bb
2	2	180201M2_3	Standard	0.500	6.42	610.869	5728.347	1.333	0.5	-7.2	NO	0.997	NO	bb
3	3	180201M2_4	Standard	1.000	6.42	941.610	5075.495	2.319	0.9	-7.5	NO	0.997	NO	bb
4	4	180201M2_5	Standard	2.000	6.41	2246.256	5616.486	4.999	2.2	9.0	NO	0.997	NO	bb
5	5	180201M2_6	Standard	5.000	6.41	5041.827	5545.823	11.364	5.2	3.4	NO	0.997	NO	bb
6	6	180201M2_7	Standard	10.000	6.41	10107.482	5109.631	24.727	11.5	14.9	NO	0.997	NO	bb
7	7	180201M2_8	Standard	50.000	6.41	48881.230	5383.240	113.503	55.0	10.0	NO	0.997	NO	bb
8	8	180201M2_9	Standard	100.000	6.41	92287.109	5661.808	203.749	102.4	2.4	NO	0.997	NO	bb
9	9	180201M2_10	Standard	250.000	6.40	198182.656	6057.532	408.959	227.5	-9.0	NO	0.997	NO	bb
10	10	180201M2_11	Standard	500.000	6.40	386713.125	6843.993	706.300	523.7	4.7	NO	0.997	NO	bb

Vista Analytical Laboratory

Dataset: F:\Projects\PFAS.PRO\Results\180201M2\180201M2-CRV.qld

Last Altered: Friday, February 02, 2018 08:56:36 Pacific Standard Time
Printed: Friday, February 02, 2018 09:17:01 Pacific Standard Time

Compound name: N-EtFOSA
Coefficient of Determination: R^2 = 0.999817
Calibration curve: -3.34121e-006 * x^2 + 0.865695 * x + 0.289617
Response type: Internal Std (Ref 53), Area * (IS Conc. / IS Area)
Curve type: 2nd Order, Origin: Exclude, Weighting: 1/x, Axis trans: None

	#	Name	Type	Std. Conc	RT	Area	IS Area	Response	Conc.	%Dev	Conc. Flag	CoD	CoD Flag	x=excluded
1	1	180201M2_2	Standard	1.250	6.26	200.513	23440.152	1.283	1.1	-8.2	NO	1.000	NO	bb
2	2	180201M2_3	Standard	2.500	6.26	361.267	23665.994	2.290	2.3	-7.6	NO	1.000	NO	bb
3	3	180201M2_4	Standard	5.000	6.26	686.620	22391.053	4.600	5.0	-0.4	NO	1.000	NO	bb
4	4	180201M2_5	Standard	10.000	6.26	1343.923	22542.172	8.943	10.0	-0.0	NO	1.000	NO	bb
5	5	180201M2_6	Standard	25.000	6.26	3599.853	22500.492	23.998	27.4	9.6	NO	1.000	NO	bb
6	6	180201M2_7	Standard	50.000	6.25	7118.709	22910.971	46.607	53.5	7.0	NO	1.000	NO	bb
7	7	180201M2_8	Standard	250.000	6.26	32412.738	22048.441	220.510	254.6	1.9	NO	1.000	NO	bb
8	8	180201M2_9	Standard	500.000	6.25	63266.188	22431.035	423.071	489.3	-2.1	NO	1.000	NO	bb
9	9	180201M2_10	Standard	1250.000	6.25	145732.797	20330.299	1075.238	1247.7	-0.2	NO	1.000	NO	bb
10	10	180201M2_11	Standard	2500.000	6.25	265946.969	18589.168	2145.983	2502.8	0.1	NO	1.000	NO	bb

Compound name: PFHxDA
Coefficient of Determination: R^2 = 0.999282
Calibration curve: -0.000546352 * x^2 + 0.663826 * x + 0.129998
Response type: Internal Std (Ref 54), Area * (IS Conc. / IS Area)
Curve type: 2nd Order, Origin: Exclude, Weighting: 1/x, Axis trans: None

	#	Name	Type	Std. Conc	RT	Area	IS Area	Response	Conc.	%Dev	Conc. Flag	CoD	CoD Flag	x=excluded
1	1	180201M2_2	Standard	0.250	6.70	158.732	2927.053	0.271	0.2	-14.9	NO	0.999	NO	bb
2	2	180201M2_3	Standard	0.500	6.70	269.357	3177.656	0.424	0.4	-11.4	NO	0.999	NO	bb
3	3	180201M2_4	Standard	1.000	6.70	452.490	2907.611	0.778	1.0	-2.3	NO	0.999	NO	bb
4	4	180201M2_5	Standard	2.000	6.70	979.145	3008.532	1.627	2.3	13.0	NO	0.999	NO	bb
5	5	180201M2_6	Standard	5.000	6.70	2233.745	2993.088	3.732	5.4	9.0	NO	0.999	NO	bb
6	6	180201M2_7	Standard	10.000	6.69	4068.251	2766.564	7.353	11.0	9.8	NO	0.999	NO	bb
7	7	180201M2_8	Standard	50.000	6.69	19997.895	3188.611	31.358	49.0	-2.0	NO	0.999	NO	bb
8	8	180201M2_9	Standard	100.000	6.69	40855.063	3394.128	60.185	98.4	-1.6	NO	0.999	NO	bb
9	9	180201M2_10	Standard	250.000	6.69	92265.750	3485.095	132.372	251.1	0.4	NO	0.999	NO	bb
10	10	180201M2_11	Standard	500.000	6.68	168234.203	3984.295	211.122			NO	0.999	NO	bbXI

Vista Analytical Laboratory

Dataset: F:\Projects\PFAS.PRO\Results\180201M2\180201M2-CRV.qld

Last Altered: Friday, February 02, 2018 08:56:36 Pacific Standard Time
Printed: Friday, February 02, 2018 09:17:01 Pacific Standard Time

Compound name: PFODA
Coefficient of Determination: R^2 = 0.999107
Calibration curve: -0.000503172 * x^2 + 0.717508 * x + 0.0259502
Response type: Internal Std (Ref 54), Area * (IS Conc. / IS Area)
Curve type: 2nd Order, Origin: Include, Weighting: 1/x, Axis trans: None

	#	Name	Type	Std. Conc	RT	Area	IS Area	Response	Conc.	%Dev	Conc. Flag	CoD	CoD Flag	x=excluded
1	1	180201M2_2	Standard	0.250	6.91	106.890	2927.053	0.183	0.2	-12.7	NO	0.999	NO	bb
2	2	180201M2_3	Standard	0.500	6.92	246.164	3177.656	0.387	0.5	0.8	NO	0.999	NO	bb
3	3	180201M2_4	Standard	1.000	6.91	458.066	2907.611	0.788	1.1	6.2	NO	0.999	NO	bb
4	4	180201M2_5	Standard	2.000	6.91	886.530	3008.532	1.473	2.0	1.0	NO	0.999	NO	bb
5	5	180201M2_6	Standard	5.000	6.91	2386.181	2993.088	3.986	5.5	10.8	NO	0.999	NO	bb
6	6	180201M2_7	Standard	10.000	6.90	4365.359	2766.564	7.889	11.0	10.5	NO	0.999	NO	bb
7	7	180201M2_8	Standard	50.000	6.90	22263.652	3188.611	34.911	50.4	0.8	NO	0.999	NO	bb
8	8	180201M2_9	Standard	100.000	6.90	43792.262	3394.128	64.512	96.4	-3.6	NO	0.999	NO	bb
9	9	180201M2_10	Standard	250.000	6.90	103686.352	3485.095	148.757	251.7	0.7	NO	0.999	NO	bb
10	10	180201M2_11	Standard	500.000	6.90	190408.547	3984.295	238.949	529.9	6.0	NO	0.999	NO	bbX

Compound name: N-MeFOSE
Coefficient of Determination: R^2 = 0.997739
Calibration curve: -0.000734466 * x^2 + 1.13064 * x + 0.263653
Response type: Internal Std (Ref 55), Area * (IS Conc. / IS Area)
Curve type: 2nd Order, Origin: Exclude, Weighting: 1/x, Axis trans: None

	#	Name	Type	Std. Conc	RT	Area	IS Area	Response	Conc.	%Dev	Conc. Flag	CoD	CoD Flag	x=excluded
1	1	180201M2_2	Standard	1.250	6.33	184.547	16441.795	1.684	1.3	0.6	NO	0.998	NO	bbX
2	2	180201M2_3	Standard	2.500	6.33	329.264	15620.593	3.162	2.6	2.7	NO	0.998	NO	bb
3	3	180201M2_4	Standard	5.000	6.33	626.798	17932.805	5.243	4.4	-11.7	NO	0.998	NO	bb
4	4	180201M2_5	Standard	10.000	6.32	1328.342	16106.033	12.371	10.8	7.8	NO	0.998	NO	bb
5	5	180201M2_6	Standard	25.000	6.33	2837.834	16361.470	26.017	23.1	-7.5	NO	0.998	NO	bb
6	6	180201M2_7	Standard	50.000	6.33	7609.881	18751.580	60.874	55.6	11.2	NO	0.998	NO	bb
7	7	180201M2_8	Standard	250.000	6.33	29034.457	18959.506	229.709	240.5	-3.8	NO	0.998	NO	bb
8	8	180201M2_9	Standard	500.000	6.33	51295.734	19978.916	385.124	508.1	1.6	NO	0.998	NO	bb
9	9	180201M2_10	Standard	1250.000	6.33	131914.625	16907.701	1170.307			NO	0.998	NO	bbXI
10	10	180201M2_11	Standard	2500.000	6.33	267828.375	17665.924	2274.110			NO	0.998	NO	bbXI

Dataset: F:\Projects\PFAS.PRO\Results\180201M2\180201M2-CRV.qld

Last Altered: Friday, February 02, 2018 08:56:36 Pacific Standard Time
Printed: Friday, February 02, 2018 09:17:01 Pacific Standard Time

Compound name: N-EtFOSE
Correlation coefficient: r = 0.999435, r^2 = 0.998871
Calibration curve: 1.19168 * x + -0.396104
Response type: Internal Std (Ref 56), Area * (IS Conc. / IS Area)
Curve type: Linear, Origin: Exclude, Weighting: 1/x, Axis trans: None

	#	Name	Type	Std. Conc	RT	Area	IS Area	Response	Conc.	%Dev	Conc. Flag	CoD	CoD Flag	x=excluded
1	1	180201M2_2	Standard	1.250	6.47	143.915	18513.486	1.166	1.3	4.9	NO	0.999	NO	bb
2	2	180201M2_3	Standard	2.500	6.47	273.451	20288.641	2.022	2.0	-18.8	NO	0.999	NO	bb
3	3	180201M2_4	Standard	5.000	6.47	606.951	17693.893	5.145	4.7	-7.0	NO	0.999	NO	bb
4	4	180201M2_5	Standard	10.000	6.47	1349.301	16696.051	12.122	10.5	5.0	NO	0.999	NO	bb
5	5	180201M2_6	Standard	25.000	6.47	3228.591	16082.565	30.113	25.6	2.4	NO	0.999	NO	bb
6	6	180201M2_7	Standard	50.000	6.47	7208.168	16678.395	64.828	54.7	9.5	NO	0.999	NO	bb
7	7	180201M2_8	Standard	250.000	6.48	31446.287	14775.413	319.243	268.2	7.3	NO	0.999	NO	bd
8	8	180201M2_9	Standard	500.000	6.47	76468.148	19715.496	581.787	488.5	-2.3	NO	0.999	NO	bb
9	9	180201M2_10	Standard	1250.000	6.47	161448.719	16417.523	1475.089	1238.2	-0.9	NO	0.999	NO	bd
10	10	180201M2_11	Standard	2500.000	6.47	285436.438	18310.961	2338.242	1962.5	-21.5	NO	0.999	NO	bbX

Compound name: 13C3-PFBA
Response Factor: 0.87955
RRF SD: 0.0206589, Relative SD: 2.34881
Response type: Internal Std (Ref 57), Area * (IS Conc. / IS Area)
Curve type: RF

	#	Name	Type	Std. Conc	RT	Area	IS Area	Response	Conc.	%Dev	Conc. Flag	CoD	CoD Flag	x=excluded
1	1	180201M2_2	Standard	12.500	1.74	9389.637	10615.242	11.057	12.6	0.6	NO		NO	bb
2	2	180201M2_3	Standard	12.500	1.74	9983.384	11525.407	10.828	12.3	-1.5	NO		NO	bb
3	3	180201M2_4	Standard	12.500	1.73	9986.440	11192.208	11.153	12.7	1.4	NO		NO	bb
4	4	180201M2_5	Standard	12.500	1.73	9690.016	11288.905	10.730	12.2	-2.4	NO		NO	bb
5	5	180201M2_6	Standard	12.500	1.73	9520.578	10775.118	11.045	12.6	0.5	NO		NO	bb
6	6	180201M2_7	Standard	12.500	1.73	9923.568	11219.852	11.056	12.6	0.6	NO		NO	bb
7	7	180201M2_8	Standard	12.500	1.72	9588.937	10630.448	11.275	12.8	2.6	NO		NO	bb
8	8	180201M2_9	Standard	12.500	1.72	9692.715	10644.079	11.383	12.9	3.5	NO		NO	bb
9	9	180201M2_10	Standard	12.500	1.72	9046.232	10752.428	10.516	12.0	-4.3	NO		NO	bb
10	10	180201M2_11	Standard	12.500	1.72	9078.827	10410.137	10.901	12.4	-0.8	NO		NO	bb

Dataset: F:\Projects\PFAS.PRO\Results\180201M2\180201M2-CRV.qld

Last Altered: Friday, February 02, 2018 08:56:36 Pacific Standard Time
Printed: Friday, February 02, 2018 09:17:01 Pacific Standard Time

Compound name: 13C3-PFPeA
Response Factor: 0.894466
RRF SD: 0.0504434, Relative SD: 5.63949
Response type: Internal Std (Ref 58), Area * (IS Conc. / IS Area)
Curve type: RF

	#	Name	Type	Std. Conc	RT	Area	IS Area	Response	Conc.	%Dev	Conc. Flag	CoD	CoD Flag	x=excluded
1	1	180201M2_2	Standard	12.500	2.72	10291.811	13053.771	9.855	11.0	-11.9	NO		NO	bb
2	2	180201M2_3	Standard	12.500	2.72	11538.120	12714.314	11.344	12.7	1.5	NO		NO	bb
3	3	180201M2_4	Standard	12.500	2.71	10814.430	11731.575	11.523	12.9	3.1	NO		NO	bb
4	4	180201M2_5	Standard	12.500	2.71	11918.526	12374.524	12.039	13.5	7.7	NO		NO	bb
5	5	180201M2_6	Standard	12.500	2.71	11699.451	12778.301	11.445	12.8	2.4	NO		NO	bb
6	6	180201M2_7	Standard	12.500	2.70	10244.049	11963.210	10.704	12.0	-4.3	NO		NO	bb
7	7	180201M2_8	Standard	12.500	2.70	10452.232	12150.538	10.753	12.0	-3.8	NO		NO	bb
8	8	180201M2_9	Standard	12.500	2.70	10454.805	11938.145	10.947	12.2	-2.1	NO		NO	bb
9	9	180201M2_10	Standard	12.500	2.70	10730.524	11730.422	11.435	12.8	2.3	NO		NO	bb
10	10	180201M2_11	Standard	12.500	2.69	9927.790	10548.270	11.765	13.2	5.2	NO		NO	bb

Compound name: 13C3-PFBS
Response Factor: 0.12012
RRF SD: 0.00746188, Relative SD: 6.21203
Response type: Internal Std (Ref 58), Area * (IS Conc. / IS Area)
Curve type: RF

	#	Name	Type	Std. Conc	RT	Area	IS Area	Response	Conc.	%Dev	Conc. Flag	CoD	CoD Flag	x=excluded
1	1	180201M2_2	Standard	12.500	2.99	1433.712	13053.771	1.373	11.4	-8.6	NO		NO	bb
2	2	180201M2_3	Standard	12.500	2.98	1551.910	12714.314	1.526	12.7	1.6	NO		NO	bb
3	3	180201M2_4	Standard	12.500	2.98	1514.292	11731.575	1.613	13.4	7.5	NO		NO	bb
4	4	180201M2_5	Standard	12.500	2.98	1492.356	12374.524	1.507	12.5	0.4	NO		NO	bb
5	5	180201M2_6	Standard	12.500	2.97	1480.229	12778.301	1.448	12.1	-3.6	NO		NO	bb
6	6	180201M2_7	Standard	12.500	2.97	1572.907	11963.210	1.643	13.7	9.5	NO		NO	bb
7	7	180201M2_8	Standard	12.500	2.97	1491.415	12150.538	1.534	12.8	2.2	NO		NO	bb
8	8	180201M2_9	Standard	12.500	2.97	1464.832	11938.145	1.534	12.8	2.1	NO		NO	bb
9	9	180201M2_10	Standard	12.500	2.97	1395.219	11730.422	1.487	12.4	-1.0	NO		NO	bb
10	10	180201M2_11	Standard	12.500	2.96	1138.420	10548.270	1.349	11.2	-10.2	NO		NO	bb

Dataset: F:\Projects\PFAS.PRO\Results\180201M2\180201M2-CRV.qld

Last Altered: Friday, February 02, 2018 08:56:36 Pacific Standard Time
Printed: Friday, February 02, 2018 09:17:01 Pacific Standard Time

Compound name: 13C2-PFHxA
Response Factor: 0.70037
RRF SD: 0.0318753, Relative SD: 4.5512
Response type: Internal Std (Ref 58), Area * (IS Conc. / IS Area)
Curve type: RF

	#	Name	Type	Std. Conc	RT	Area	IS Area	Response	Conc.	%Dev	Conc. Flag	CoD	CoD Flag	x=excluded
1	1	180201M2_2	Standard	5.000	3.50	3752.902	13053.771	3.594	5.1	2.6	NO		NO	bb
2	2	180201M2_3	Standard	5.000	3.49	3439.315	12714.314	3.381	4.8	-3.4	NO		NO	bb
3	3	180201M2_4	Standard	5.000	3.49	3523.702	11731.575	3.755	5.4	7.2	NO		NO	bb
4	4	180201M2_5	Standard	5.000	3.48	3231.672	12374.524	3.264	4.7	-6.8	NO		NO	bb
5	5	180201M2_6	Standard	5.000	3.48	3472.787	12778.301	3.397	4.9	-3.0	NO		NO	bb
6	6	180201M2_7	Standard	5.000	3.48	3293.221	11963.210	3.441	4.9	-1.7	NO		NO	bb
7	7	180201M2_8	Standard	5.000	3.48	3350.827	12150.538	3.447	4.9	-1.6	NO		NO	bb
8	8	180201M2_9	Standard	5.000	3.47	3472.382	11938.145	3.636	5.2	3.8	NO		NO	bb
9	9	180201M2_10	Standard	5.000	3.47	3192.434	11730.422	3.402	4.9	-2.9	NO		NO	bb
10	10	180201M2_11	Standard	5.000	3.47	3123.552	10548.270	3.701	5.3	5.7	NO		NO	bb

Compound name: 13C4-PFHpA
Response Factor: 0.692662
RRF SD: 0.0428966, Relative SD: 6.19301
Response type: Internal Std (Ref 58), Area * (IS Conc. / IS Area)
Curve type: RF

	#	Name	Type	Std. Conc	RT	Area	IS Area	Response	Conc.	%Dev	Conc. Flag	CoD	CoD Flag	x=excluded
1	1	180201M2_2	Standard	12.500	4.12	8537.186	13053.771	8.175	11.8	-5.6	NO		NO	bb
2	2	180201M2_3	Standard	12.500	4.12	8665.500	12714.314	8.519	12.3	-1.6	NO		NO	bb
3	3	180201M2_4	Standard	12.500	4.11	8295.039	11731.575	8.838	12.8	2.1	NO		NO	bb
4	4	180201M2_5	Standard	12.500	4.11	8948.312	12374.524	9.039	13.0	4.4	NO		NO	bb
5	5	180201M2_6	Standard	12.500	4.10	9472.876	12778.301	9.267	13.4	7.0	NO		NO	bb
6	6	180201M2_7	Standard	12.500	4.10	9280.252	11963.210	9.697	14.0	12.0	NO		NO	bb
7	7	180201M2_8	Standard	12.500	4.10	8132.475	12150.538	8.366	12.1	-3.4	NO		NO	bb
8	8	180201M2_9	Standard	12.500	4.10	8029.674	11938.145	8.408	12.1	-2.9	NO		NO	bb
9	9	180201M2_10	Standard	12.500	4.10	7548.560	11730.422	8.044	11.6	-7.1	NO		NO	bb
10	10	180201M2_11	Standard	12.500	4.09	6944.875	10548.270	8.230	11.9	-4.9	NO		NO	bb

Dataset: F:\Projects\PFAS.PRO\Results\180201M2\180201M2-CRV.qld

Last Altered: Friday, February 02, 2018 08:56:36 Pacific Standard Time
Printed: Friday, February 02, 2018 09:17:01 Pacific Standard Time

Compound name: 18O2-PFHxS
Response Factor: 0.342508
RRF SD: 0.0221743, Relative SD: 6.47408
Response type: Internal Std (Ref 59), Area * (IS Conc. / IS Area)
Curve type: RF

	#	Name	Type	Std. Conc	RT	Area	IS Area	Response	Conc.	%Dev	Conc. Flag	CoD	CoD Flag	x=excluded
1	1	180201M2_2	Standard	12.500	4.26	1056.209	3386.498	3.899	11.4	-8.9	NO		NO	bb
2	2	180201M2_3	Standard	12.500	4.25	1160.678	3195.101	4.541	13.3	6.1	NO		NO	bb
3	3	180201M2_4	Standard	12.500	4.25	1082.664	3217.412	4.206	12.3	-1.8	NO		NO	bb
4	4	180201M2_5	Standard	12.500	4.24	1135.339	3277.805	4.330	12.6	1.1	NO		NO	bb
5	5	180201M2_6	Standard	12.500	4.24	1105.755	3110.121	4.444	13.0	3.8	NO		NO	bb
6	6	180201M2_7	Standard	12.500	4.24	1096.692	3382.044	4.053	11.8	-5.3	NO		NO	bb
7	7	180201M2_8	Standard	12.500	4.24	1126.976	3369.364	4.181	12.2	-2.3	NO		NO	bb
8	8	180201M2_9	Standard	12.500	4.23	1094.272	3156.459	4.333	12.7	1.2	NO		NO	bb
9	9	180201M2_10	Standard	12.500	4.23	1016.523	3177.749	3.999	11.7	-6.6	NO		NO	bb
10	10	180201M2_11	Standard	12.500	4.23	1044.222	2703.770	4.828	14.1	12.8	NO		NO	bb

Compound name: 13C2-6:2 FTS
not used.
Response Factor: 0.262225
RRF SD: 0.043559, Relative SD: 16.6113
Response type: Internal Std (Ref 60), Area * (IS Conc. / IS Area)
Curve type: RF

	#	Name	Type	Std. Conc	RT	Area	IS Area	Response	Conc.	%Dev	Conc. Flag	CoD	CoD Flag	x=excluded
1	1	180201M2_2	Standard	12.500	4.58	2784.271	12442.034	2.797	10.7	-14.7	NO		NO	bb
2	2	180201M2_3	Standard	12.500	4.57	2767.150	13927.616	2.484	9.5	-24.2	NO		NO	bb
3	3	180201M2_4	Standard	12.500	4.57	2745.963	11536.977	2.975	11.3	-9.2	NO		NO	bb
4	4	180201M2_5	Standard	12.500	4.57	3297.972	12181.027	3.407	13.0	3.9	NO		NO	bb
5	5	180201M2_6	Standard	12.500	4.56	3054.882	12723.628	3.001	11.4	-8.4	NO		NO	bb
6	6	180201M2_7	Standard	12.500	4.56	3528.889	11188.508	3.943	15.0	20.3	NO		NO	bb
7	7	180201M2_8	Standard	12.500	4.56	3374.424	11408.001	3.697	14.1	12.8	NO		NO	bb
8	8	180201M2_9	Standard	12.500	4.55	3935.611	12553.944	3.919	14.9	19.6	NO		NO	bb
9	9	180201M2_10	Standard	12.500	4.55	5095.900	10956.082	5.814	22.2	77.4	NO		NO	bbX
10	10	180201M2_11	Standard	12.500	4.55	6681.250	10933.043	7.639	29.1	133.0	NO		NO	bbX

Dataset: F:\Projects\PFAS.PRO\Results\180201M2\180201M2-CRV.qld

Last Altered: Friday, February 02, 2018 08:56:36 Pacific Standard Time
Printed: Friday, February 02, 2018 09:17:01 Pacific Standard Time

Compound name: 13C2-PFOA
Response Factor: 1.06371
RRF SD: 0.0843462, Relative SD: 7.92947
Response type: Internal Std (Ref 60), Area * (IS Conc. / IS Area)
Curve type: RF

	#	Name	Type	Std. Conc	RT	Area	IS Area	Response	Conc.	%Dev	Conc. Flag	CoD	CoD Flag	x=excluded
1	1	180201M2_2	Standard	12.500	4.63	15180.339	12442.034	15.251	14.3	14.7	NO		NO	bb
2	2	180201M2_3	Standard	12.500	4.62	13847.419	13927.616	12.428	11.7	-6.5	NO		NO	bb
3	3	180201M2_4	Standard	12.500	4.62	13183.470	11536.977	14.284	13.4	7.4	NO		NO	bb
4	4	180201M2_5	Standard	12.500	4.62	13426.970	12101.027	13.870	13.0	4.3	NO		NO	bb
5	5	180201M2_6	Standard	12.500	4.61	12850.056	12723.628	12.624	11.9	-5.1	NO		NO	bb
6	6	180201M2_7	Standard	12.500	4.61	12564.818	11188.508	14.038	13.2	5.6	NO		NO	bb
7	7	180201M2_8	Standard	12.500	4.61	11610.387	11408.001	12.722	12.0	-4.3	NO		NO	bb
8	8	180201M2_9	Standard	12.500	4.61	12445.125	12553.944	12.392	11.6	-6.8	NO		NO	bb
9	9	180201M2_10	Standard	12.500	4.60	11793.541	10956.082	13.455	12.6	1.2	NO		NO	bb
10	10	180201M2_11	Standard	12.500	4.60	10408.093	10933.043	11.900	11.2	-10.5	NO		NO	bb

Compound name: 13C5-PFNA
Response Factor: 0.948668
RRF SD: 0.130033, Relative SD: 13.7069
Response type: Internal Std (Ref 61), Area * (IS Conc. / IS Area)
Curve type: RF

	#	Name	Type	Std. Conc	RT	Area	IS Area	Response	Conc.	%Dev	Conc. Flag	CoD	CoD Flag	x=excluded
1	1	180201M2_2	Standard	12.500	5.05	10855.060	9544.361	14.217	15.0	19.9	NO		NO	bb
2	2	180201M2_3	Standard	12.500	5.05	11105.828	13668.581	10.156	10.7	-14.4	NO		NO	bb
3	3	180201M2_4	Standard	12.500	5.04	10172.259	12050.521	10.552	11.1	-11.0	NO		NO	bb
4	4	180201M2_5	Standard	12.500	5.04	10992.008	12800.386	10.734	11.3	-9.5	NO		NO	bb
5	5	180201M2_6	Standard	12.500	5.04	12525.866	11484.225	13.634	14.4	15.0	NO		NO	bb
6	6	180201M2_7	Standard	12.500	5.04	11422.679	13735.241	10.395	11.0	-12.3	NO		NO	bb
7	7	180201M2_8	Standard	12.500	5.04	9457.981	11131.926	10.620	11.2	-10.4	NO		NO	bb
8	8	180201M2_9	Standard	12.500	5.03	10766.577	11595.314	11.607	12.2	-2.1	NO		NO	bb
9	9	180201M2_10	Standard	12.500	5.03	12927.568	11479.413	14.077	14.8	18.7	NO		NO	bb
10	10	180201M2_11	Standard	12.500	5.03	10876.807	10797.500	12.592	13.3	6.2	NO		NO	bb

Vista Analytical Laboratory

Dataset: F:\Projects\PFAS.PRO\Results\180201M2\180201M2-CRV.qld

Last Altered: Friday, February 02, 2018 08:56:36 Pacific Standard Time
Printed: Friday, February 02, 2018 09:17:01 Pacific Standard Time

Compound name: 13C8-PFOSA
Response Factor: 0.211397
RRF SD: 0.0210985, Relative SD: 9.98052
Response type: Internal Std (Ref 64), Area * (IS Conc. / IS Area)
Curve type: RF

	#	Name	Type	Std. Conc	RT	Area	IS Area	Response	Conc.	%Dev	Conc. Flag	CoD	CoD Flag	x=excluded
1	1	180201M2_2	Standard	12.500	5.11	2908.301	14040.942	2.589	12.2	-2.0	NO		NO	bb
2	2	180201M2_3	Standard	12.500	5.10	3222.731	14541.990	2.770	13.1	4.8	NO		NO	bb
3	3	180201M2_4	Standard	12.500	5.10	3008.096	14561.118	2.582	12.2	-2.3	NO		NO	bb
4	4	180201M2_5	Standard	12.500	5.10	2726.330	15664.660	2.176	10.3	-17.7	NO		NO	bb
5	5	180201M2_6	Standard	12.500	5.10	2933.252	15069.432	2.433	11.5	-7.9	NO		NO	bb
6	6	180201M2_7	Standard	12.500	5.09	3030.171	13351.479	2.837	13.4	7.4	NO		NO	bb
7	7	180201M2_8	Standard	12.500	5.09	3081.776	13593.405	2.834	13.4	7.2	NO		NO	bb
8	8	180201M2_9	Standard	12.500	5.09	2954.469	11830.616	3.122	14.8	18.1	NO		NO	bb
9	9	180201M2_10	Standard	12.500	5.08	2694.043	13747.411	2.450	11.6	-7.3	NO		NO	bb
10	10	180201M2_11	Standard	12.500	5.08	2440.696	11590.088	2.632	12.5	-0.4	NO		NO	bb

Compound name: 13C8-PFOS
Response Factor: 1.01419
RRF SD: 0.065144, Relative SD: 6.42324
Response type: Internal Std (Ref 62), Area * (IS Conc. / IS Area)
Curve type: RF

	#	Name	Type	Std. Conc	RT	Area	IS Area	Response	Conc.	%Dev	Conc. Flag	CoD	CoD Flag	x=excluded
1	1	180201M2_2	Standard	12.500	5.13	3137.675	3057.167	12.829	12.6	1.2	NO		NO	bb
2	2	180201M2_3	Standard	12.500	5.12	3080.948	3123.843	12.328	12.2	-2.8	NO		NO	bb
3	3	180201M2_4	Standard	12.500	5.12	3232.771	3301.509	12.240	12.1	-3.5	NO		NO	bb
4	4	180201M2_5	Standard	12.500	5.12	3242.907	3164.052	12.812	12.6	1.1	NO		NO	bb
5	5	180201M2_6	Standard	12.500	5.11	2934.418	3293.697	11.136	11.0	-12.2	NO		NO	bb
6	6	180201M2_7	Standard	12.500	5.11	3221.173	3159.861	12.743	12.6	0.5	NO		NO	bb
7	7	180201M2_8	Standard	12.500	5.11	3061.044	3024.667	12.650	12.5	-0.2	NO		NO	bb
8	8	180201M2_9	Standard	12.500	5.11	2990.104	2885.224	12.954	12.8	2.2	NO		NO	bb
9	9	180201M2_10	Standard	12.500	5.10	3049.938	3019.031	12.628	12.5	-0.4	NO		NO	bb
10	10	180201M2_11	Standard	12.500	5.10	2920.493	2525.752	14.454	14.3	14.0	NO		NO	bb

Dataset: F:\Projects\PFAS.PRO\Results\180201M2\180201M2-CRV.qld

Last Altered: Friday, February 02, 2018 08:56:36 Pacific Standard Time
Printed: Friday, February 02, 2018 09:17:01 Pacific Standard Time

Compound name: 13C2-PFDA
Response Factor: 1.09868
RRF SD: 0.0750681, Relative SD: 6.83258
Response type: Internal Std (Ref 63), Area * (IS Conc. / IS Area)
Curve type: RF

	#	Name	Type	Std. Conc	RT	Area	IS Area	Response	Conc.	%Dev	Conc. Flag	CoD	CoD Flag	x=excluded
1	1	180201M2_2	Standard	12.500	5.42	11641.184	11031.247	13.191	12.0	-3.9	NO		NO	bb
2	2	180201M2_3	Standard	12.500	5.41	12949.461	12232.998	13.232	12.0	-3.7	NO		NO	bb
3	3	180201M2_4	Standard	12.500	5.41	11726.376	10804.623	13.566	12.3	-1.2	NO		NO	bb
4	4	180201M2_5	Standard	12.500	5.41	13257.169	10814.363	15.324	13.9	11.6	NO		NO	bb
5	5	180201M2_6	Standard	12.500	5.40	12165.767	9895.229	15.368	14.0	11.9	NO		NO	bb
6	6	180201M2_7	Standard	12.500	5.40	10837.155	10806.639	12.535	11.4	-8.7	NO		NO	bb
7	7	180201M2_8	Standard	12.500	5.40	11210.779	10528.153	13.310	12.1	-3.1	NO		NO	bb
8	8	180201M2_9	Standard	12.500	5.40	10225.794	9126.640	14.005	12.7	2.0	NO		NO	bb
9	9	180201M2_10	Standard	12.500	5.40	10531.019	10084.041	13.054	11.9	-4.9	NO		NO	bb
10	10	180201M2_11	Standard	12.500	5.39	10475.140	9524.107	13.748	12.5	0.1	NO		NO	bb

Compound name: 13C2-8:2 FTS
Response Factor: 0.194071
RRF SD: 0.0386563, Relative SD: 19.9187
Response type: Internal Std (Ref 58), Area * (IS Conc. / IS Area)
Curve type: RF

not used.

	#	Name	Type	Std. Conc	RT	Area	IS Area	Response	Conc.	%Dev	Conc. Flag	CoD	CoD Flag	x=excluded
1	1	180201M2_2	Standard	12.500	5.40	1986.494	13053.771	1.902	9.8	-21.6	NO		NO	bb
2	2	180201M2_3	Standard	12.500	5.40	1941.495	12714.314	1.909	9.8	-21.3	NO		NO	bb
3	3	180201M2_4	Standard	12.500	5.39	2234.294	11731.575	2.381	12.3	-1.9	NO		NO	bb
4	4	180201M2_5	Standard	12.500	5.38	2639.042	12374.524	2.666	13.7	9.9	NO		NO	bb
5	5	180201M2_6	Standard	12.500	5.38	2283.479	12778.301	2.234	11.5	-7.9	NO		NO	bb
6	6	180201M2_7	Standard	12.500	5.38	2041.762	11963.210	2.133	11.0	-12.1	NO		NO	bb
7	7	180201M2_8	Standard	12.500	5.38	2895.652	12150.538	2.979	15.3	22.8	NO		NO	bb
8	8	180201M2_9	Standard	12.500	5.37	3059.593	11938.145	3.204	16.5	32.1	NO		NO	bb
9	9	180201M2_10	Standard	12.500	5.37	3779.445	11730.422	4.027	20.8	66.0	NO		NO	bbX
10	10	180201M2_11	Standard	12.500	5.37	5268.761	10548.270	6.244	32.2	157.4	NO		NO	bbX

Vista Analytical Laboratory

Dataset: F:\Projects\PFAS.PRO\Results\180201M2\180201M2-CRV.qld

Last Altered: Friday, February 02, 2018 08:56:36 Pacific Standard Time
Printed: Friday, February 02, 2018 09:17:01 Pacific Standard Time

Compound name: d3-N-MeFOSAA
Response Factor: 0.381381
RRF SD: 0.0334256, Relative SD: 8.76438
Response type: Internal Std (Ref 64), Area * (IS Conc. / IS Area)
Curve type: RF

	#	Name	Type	Std. Conc	RT	Area	IS Area	Response	Conc.	%Dev	Conc. Flag	CoD	CoD Flag	x=excluded
1	1	180201M2_2	Standard	12.500	5.56	5277.298	14040.942	4.698	12.3	-1.5	NO		NO	bb
2	2	180201M2_3	Standard	12.500	5.56	5755.686	14541.990	4.947	13.0	3.8	NO		NO	bb
3	3	180201M2_4	Standard	12.500	5.55	4977.270	14561.118	4.273	11.2	-10.4	NO		NO	bb
4	4	180201M2_5	Standard	12.500	5.55	5351.252	15664.660	4.270	11.2	-10.4	NO		NO	bb
5	5	180201M2_6	Standard	12.500	5.55	5465.481	15069.432	4.534	11.9	-4.9	NO		NO	bb
6	6	180201M2_7	Standard	12.500	5.54	5434.169	13351.479	5.088	13.3	6.7	NO		NO	bb
7	7	180201M2_8	Standard	12.500	5.54	5006.550	13593.405	4.604	12.1	-3.4	NO		NO	bb
8	8	180201M2_9	Standard	12.500	5.54	5101.554	11830.616	5.390	14.1	13.1	NO		NO	bb
9	9	180201M2_10	Standard	12.500	5.53	4926.247	13747.411	4.479	11.7	-6.0	NO		NO	bb
10	10	180201M2_11	Standard	12.500	5.53	4997.280	11590.088	5.390	14.1	13.1	NO		NO	bb

Compound name: d5-N-EtFOSAA
Response Factor: 0.429525
RRF SD: 0.0334994, Relative SD: 7.79918
Response type: Internal Std (Ref 64), Area * (IS Conc. / IS Area)
Curve type: RF

	#	Name	Type	Std. Conc	RT	Area	IS Area	Response	Conc.	%Dev	Conc. Flag	CoD	CoD Flag	x=excluded
1	1	180201M2_2	Standard	12.500	5.71	6164.870	14040.942	5.488	12.8	2.2	NO		NO	bb
2	2	180201M2_3	Standard	12.500	5.71	6123.357	14541.990	5.264	12.3	-2.0	NO		NO	bb
3	3	180201M2_4	Standard	12.500	5.70	6029.236	14561.118	5.176	12.1	-3.6	NO		NO	bb
4	4	180201M2_5	Standard	12.500	5.70	6259.932	15664.660	4.995	11.6	-7.0	NO		NO	bb
5	5	180201M2_6	Standard	12.500	5.70	5914.638	15069.432	4.906	11.4	-8.6	NO		NO	bb
6	6	180201M2_7	Standard	12.500	5.70	6288.980	13351.479	5.888	13.7	9.7	NO		NO	bb
7	7	180201M2_8	Standard	12.500	5.69	5807.799	13593.405	5.341	12.4	-0.5	NO		NO	bb
8	8	180201M2_9	Standard	12.500	5.69	5766.029	11830.616	6.092	14.2	13.5	NO		NO	bb
9	9	180201M2_10	Standard	12.500	5.68	5336.983	13747.411	4.853	11.3	-9.6	NO		NO	bb
10	10	180201M2_11	Standard	12.500	5.68	5273.983	11590.088	5.688	13.2	5.9	NO		NO	bb

Dataset: F:\Projects\PFAS.PRO\Results\180201M2\180201M2-CRV.qld

Last Altered: Friday, February 02, 2018 08:56:36 Pacific Standard Time
Printed: Friday, February 02, 2018 09:17:01 Pacific Standard Time

Compound name: 13C2-PFUdA
Response Factor: 0.965819
RRF SD: 0.101927, Relative SD: 10.5534
Response type: Internal Std (Ref 64), Area * (IS Conc. / IS Area)
Curve type: RF

	#	Name	Type	Std. Conc	RT	Area	IS Area	Response	Conc.	%Dev	Conc. Flag	CoD	CoD Flag	x=excluded
1	1	180201M2_2	Standard	12.500	5.73	15200.801	14040.942	13.533	14.0	12.1	NO		NO	bb
2	2	180201M2_3	Standard	12.500	5.73	15563.569	14541.990	13.378	13.9	10.8	NO		NO	bb
3	3	180201M2_4	Standard	12.500	5.73	13426.738	14561.118	11.526	11.9	-4.5	NO		NO	bb
4	4	180201M2_5	Standard	12.500	5.72	13117.037	15664.660	10.467	10.8	-13.3	NO		NO	bb
5	5	180201M2_6	Standard	12.500	5.72	12485.801	15069.432	10.357	10.7	-14.2	NO		NO	bb
6	6	180201M2_7	Standard	12.500	5.72	12698.962	13351.479	11.889	12.3	-1.5	NO		NO	bb
7	7	180201M2_8	Standard	12.500	5.72	15075.656	13593.405	13.863	14.4	14.8	NO		NO	bb
8	8	180201M2_9	Standard	12.500	5.71	12250.399	11830.616	12.944	13.4	7.2	NO		NO	bb
9	9	180201M2_10	Standard	12.500	5.71	12438.353	13747.411	11.310	11.7	-6.3	NO		NO	bb
10	10	180201M2_11	Standard	12.500	5.71	10626.814	11590.088	11.461	11.9	-5.1	NO		NO	bb

Compound name: 13C2-PFDoA
Response Factor: 0.767108
RRF SD: 0.120664, Relative SD: 15.7297
Response type: Internal Std (Ref 64), Area * (IS Conc. / IS Area)
Curve type: RF

	#	Name	Type	Std. Conc	RT	Area	IS Area	Response	Conc.	%Dev	Conc. Flag	CoD	CoD Flag	x=excluded
1	1	180201M2_2	Standard	12.500	6.00	11960.537	14040.942	10.648	13.9	11.0	NO		NO	bb
2	2	180201M2_3	Standard	12.500	6.00	13796.158	14541.990	11.859	15.5	23.7	NO		NO	bb
3	3	180201M2_4	Standard	12.500	6.00	10290.432	14561.118	8.834	11.5	-7.9	NO		NO	bb
4	4	180201M2_5	Standard	12.500	6.00	10609.885	15664.660	8.466	11.0	-11.7	NO		NO	bb
5	5	180201M2_6	Standard	12.500	5.99	12375.247	15069.432	10.265	13.4	7.1	NO		NO	bb
6	6	180201M2_7	Standard	12.500	5.99	9151.438	13351.479	8.568	11.2	-10.6	NO		NO	bb
7	7	180201M2_8	Standard	12.500	5.99	8795.715	13593.405	8.088	10.5	-15.6	NO		NO	bb
8	8	180201M2_9	Standard	12.500	5.98	11266.216	11830.616	11.904	15.5	24.1	NO		NO	bb
9	9	180201M2_10	Standard	12.500	5.98	8564.437	13747.411	7.787	10.2	-18.8	NO		NO	bb
10	10	180201M2_11	Standard	12.500	5.98	8779.890	11590.088	9.469	12.3	-1.2	NO		NO	bb

Dataset: F:\Projects\PFAS.PRO\Results\180201M2\180201M2-CRV.qld

Last Altered: Friday, February 02, 2018 08:56:36 Pacific Standard Time
Printed: Friday, February 02, 2018 09:17:01 Pacific Standard Time

Compound name: d3-N-MeFOSA
Response Factor: 0.0939039
RRF SD: 0.00625118, Relative SD: 6.65699
Response type: Internal Std (Ref 64), Area * (IS Conc. / IS Area)
Curve type: RF

	#	Name	Type	Std. Conc	RT	Area	IS Area	Response	Conc.	%Dev	Conc. Flag	CoD	CoD Flag	x=excluded
1	1	180201M2_2	Standard	150.000	5.95	15934.890	14040.942	14.186	151.1	0.7	NO		NO	bb
2	2	180201M2_3	Standard	150.000	5.95	16124.691	14541.990	13.860	147.6	-1.6	NO		NO	bb
3	3	180201M2_4	Standard	150.000	5.95	16184.368	14561.118	13.893	148.0	-1.4	NO		NO	bb
4	4	180201M2_5	Standard	150.000	5.95	15804.994	15664.660	12.612	134.3	-10.5	NO		NO	bb
5	5	180201M2_6	Standard	150.000	5.95	16229.670	15069.432	13.462	143.4	-4.4	NO		NO	bb
6	6	180201M2_7	Standard	150.000	5.95	15531.838	13351.479	14.541	154.9	3.2	NO		NO	bb
7	7	180201M2_8	Standard	150.000	5.95	14765.406	13593.405	13.578	144.6	-3.6	NO		NO	bb
8	8	180201M2_9	Standard	150.000	5.95	14944.372	11830.616	15.790	168.1	12.1	NO		NO	bb
9	9	180201M2_10	Standard	150.000	5.95	14927.584	13747.411	13.573	144.5	-3.6	NO		NO	bb
10	10	180201M2_11	Standard	150.000	5.95	14241.318	11590.088	15.359	163.6	9.0	NO		NO	bb

Compound name: 13C2-PFTeDA
Response Factor: 0.413102
RRF SD: 0.0736644, Relative SD: 17.832
Response type: Internal Std (Ref 64), Area * (IS Conc. / IS Area)
Curve type: RF

	#	Name	Type	Std. Conc	RT	Area	IS Area	Response	Conc.	%Dev	Conc. Flag	CoD	CoD Flag	x=excluded
1	1	180201M2_2	Standard	12.500	6.42	5245.019	14040.942	4.669	11.3	-9.6	NO		NO	bb
2	2	180201M2_3	Standard	12.500	6.42	5728.347	14541.990	4.924	11.9	-4.6	NO		NO	bb
3	3	180201M2_4	Standard	12.500	6.42	5075.495	14561.118	4.357	10.5	-15.6	NO		NO	bb
4	4	180201M2_5	Standard	12.500	6.42	5616.486	15664.660	4.482	10.8	-13.2	NO		NO	bb
5	5	180201M2_6	Standard	12.500	6.41	5545.823	15069.432	4.600	11.1	-10.9	NO		NO	bb
6	6	180201M2_7	Standard	12.500	6.41	5109.631	13351.479	4.784	11.6	-7.4	NO		NO	bb
7	7	180201M2_8	Standard	12.500	6.41	5383.240	13593.405	4.950	12.0	-4.1	NO		NO	bb
8	8	180201M2_9	Standard	12.500	6.40	5661.808	11830.616	5.982	14.5	15.8	NO		NO	bb
9	9	180201M2_10	Standard	12.500	6.40	6057.532	13747.411	5.508	13.3	6.7	NO		NO	bb
10	10	180201M2_11	Standard	12.500	6.40	6843.993	11590.088	7.381	17.9	42.9	NO		NO	bb

Dataset: F:\Projects\PFAS.PRO\Results\180201M2\180201M2-CRV.qld

Last Altered: Friday, February 02, 2018 08:56:36 Pacific Standard Time
Printed: Friday, February 02, 2018 09:17:01 Pacific Standard Time

Compound name: d5-N-ETFOSA
Response Factor: 0.134029
RRF SD: 0.0111919, Relative SD: 8.35039
Response type: Internal Std (Ref 64), Area * (IS Conc. / IS Area)
Curve type: RF

	#	Name	Type	Std. Conc	RT	Area	IS Area	Response	Conc.	%Dev	Conc. Flag	CoD	CoD Flag	x=excluded
1	1	180201M2_2	Standard	150.000	6.27	23440.152	14040.942	20.868	155.7	3.8	NO		NO	bb
2	2	180201M2_3	Standard	150.000	6.27	23665.994	14541.990	20.343	151.8	1.2	NO		NO	db
3	3	180201M2_4	Standard	150.000	6.27	22391.053	14561.118	19.222	143.4	-4.4	NO		NO	bb
4	4	180201M2_5	Standard	150.000	6.27	22542.172	15664.660	17.988	134.2	-10.5	NO		NO	bb
5	5	180201M2_6	Standard	150.000	6.27	22500.492	15069.432	18.664	139.3	-7.2	NO		NO	bb
6	6	180201M2_7	Standard	150.000	6.27	22910.971	13351.479	21.450	160.0	6.7	NO		NO	bb
7	7	180201M2_8	Standard	150.000	6.27	22048.441	13593.405	20.275	151.3	0.8	NO		NO	bb
8	8	180201M2_9	Standard	150.000	6.27	22431.035	11830.616	23.700	176.8	17.9	NO		NO	bb
9	9	180201M2_10	Standard	150.000	6.27	20330.299	13747.411	18.486	137.9	-8.1	NO		NO	bb
10	10	180201M2_11	Standard	150.000	6.27	18589.168	11590.088	20.049	149.6	-0.3	NO		NO	bb

Compound name: 13C2-PFHxDA
Response Factor: 0.555424
RRF SD: 0.0776459, Relative SD: 13.9796
Response type: Internal Std (Ref 64), Area * (IS Conc. / IS Area)
Curve type: RF

	#	Name	Type	Std. Conc	RT	Area	IS Area	Response	Conc.	%Dev	Conc. Flag	CoD	CoD Flag	x=excluded
1	1	180201M2_2	Standard	5.000	6.70	2927.053	14040.942	2.606	4.7	-6.2	NO		NO	bb
2	2	180201M2_3	Standard	5.000	6.70	3177.656	14541.990	2.731	4.9	-1.6	NO		NO	bb
3	3	180201M2_4	Standard	5.000	6.70	2907.611	14561.118	2.496	4.5	-10.1	NO		NO	bb
4	4	180201M2_5	Standard	5.000	6.70	3008.532	15664.660	2.401	4.3	-13.6	NO		NO	bb
5	5	180201M2_6	Standard	5.000	6.70	2993.088	15069.432	2.483	4.5	-10.6	NO		NO	bb
6	6	180201M2_7	Standard	5.000	6.69	2766.564	13351.479	2.590	4.7	-6.7	NO		NO	bb
7	7	180201M2_8	Standard	5.000	6.69	3188.611	13593.405	2.932	5.3	5.6	NO		NO	bb
8	8	180201M2_9	Standard	5.000	6.69	3394.128	11830.616	3.586	6.5	29.1	NO		NO	bb
9	9	180201M2_10	Standard	5.000	6.69	3485.095	13747.411	3.169	5.7	14.1	NO		NO	bb
10	10	180201M2_11	Standard	5.000	6.69	3984.295	11590.088	4.297	7.7	54.7	NO		NO	bbX

Dataset: F:\Projects\PFAS.PRO\Results\180201M2\180201M2-CRV.qld

Last Altered: Friday, February 02, 2018 08:56:36 Pacific Standard Time
Printed: Friday, February 02, 2018 09:17:01 Pacific Standard Time

Compound name: d7-N-MeFOSE
Response Factor: 0.106939
RRF SD: 0.0179061, Relative SD: 16.7442
Response type: Internal Std (Ref 64), Area * (IS Conc. / IS Area)
Curve type: RF

	#	Name	Type	Std. Conc	RT	Area	IS Area	Response	Conc.	%Dev	Conc. Flag	CoD	CoD Flag	x=excluded
1	1	180201M2_2	Standard	150.000	6.31	16441.795	14040.942	14.637	136.9	-8.7	NO		NO	bb
2	2	180201M2_3	Standard	150.000	6.32	15620.593	14541.990	13.427	125.6	-16.3	NO		NO	bb
3	3	180201M2_4	Standard	150.000	6.31	17932.805	14561.118	15.394	144.0	-4.0	NO		NO	bb
4	4	180201M2_5	Standard	150.000	6.32	16106.033	15664.660	12.852	120.2	-19.9	NO		NO	bd
5	5	180201M2_6	Standard	150.000	6.32	16361.470	15069.432	13.572	126.9	-15.4	NO		NO	bb
6	6	180201M2_7	Standard	150.000	6.31	18751.580	13351.479	17.556	164.2	9.4	NO		NO	bb
7	7	180201M2_8	Standard	150.000	6.31	18959.506	13593.405	17.434	163.0	8.7	NO		NO	bb
8	8	180201M2_9	Standard	150.000	6.31	19978.916	11830.616	21.109	197.4	31.6	NO		NO	bb
9	9	180201M2_10	Standard	150.000	6.31	16907.701	13747.411	15.374	143.8	-4.2	NO		NO	bb
10	10	180201M2_11	Standard	150.000	6.31	17665.924	11590.088	19.053	178.2	18.8	NO		NO	bd

Compound name: d9-N-EtFOSE
Response Factor: 0.106989
RRF SD: 0.0174539, Relative SD: 16.3138
Response type: Internal Std (Ref 64), Area * (IS Conc. / IS Area)
Curve type: RF

	#	Name	Type	Std. Conc	RT	Area	IS Area	Response	Conc.	%Dev	Conc. Flag	CoD	CoD Flag	x=excluded
1	1	180201M2_2	Standard	150.000	6.46	18513.486	14040.942	16.482	154.1	2.7	NO		NO	bb
2	2	180201M2_3	Standard	150.000	6.46	20288.641	14541.990	17.440	163.0	8.7	NO		NO	bb
3	3	180201M2_4	Standard	150.000	6.46	17693.893	14561.118	15.189	142.0	-5.4	NO		NO	bb
4	4	180201M2_5	Standard	150.000	6.46	16696.051	15664.660	13.323	124.5	-17.0	NO		NO	bd
5	5	180201M2_6	Standard	150.000	6.46	16082.565	15069.432	13.340	124.7	-16.9	NO		NO	bd
6	6	180201M2_7	Standard	150.000	6.46	16678.395	13351.479	15.615	145.9	-2.7	NO		NO	bb
7	7	180201M2_8	Standard	150.000	6.46	14775.413	13593.405	13.587	127.0	-15.3	NO		NO	bb
8	8	180201M2_9	Standard	150.000	6.46	19715.496	11830.616	20.831	194.7	29.8	NO		NO	bd
9	9	180201M2_10	Standard	150.000	6.46	16417.523	13747.411	14.928	139.5	-7.0	NO		NO	bd
10	10	180201M2_11	Standard	150.000	6.46	18310.961	11590.088	19.749	184.6	23.1	NO		NO	bb

Dataset: F:\Projects\PFAS.PRO\Results\180201M2\180201M2-CRV.qld

Last Altered: Friday, February 02, 2018 08:56:36 Pacific Standard Time
Printed: Friday, February 02, 2018 09:17:01 Pacific Standard Time

Compound name: 13C4-PFBA
Response Factor: 1
RRF SD: 0, Relative SD: 0
Response type: Internal Std (Ref 57), Area * (IS Conc. / IS Area)
Curve type: RF

	#	Name	Type	Std. Conc	RT	Area	IS Area	Response	Conc.	%Dev	Conc. Flag	CoD	CoD Flag	x=excluded
1	1	180201M2_2	Standard	12.500	1.74	10615.242	10615.242	12.500	12.5	0.0	NO		NO	bb
2	2	180201M2_3	Standard	12.500	1.74	11525.407	11525.407	12.500	12.5	0.0	NO		NO	bb
3	3	180201M2_4	Standard	12.500	1.73	11192.208	11192.208	12.500	12.5	0.0	NO		NO	bb
4	4	180201M2_5	Standard	12.500	1.73	11288.905	11288.905	12.500	12.5	0.0	NO		NO	bb
5	5	180201M2_6	Standard	12.500	1.73	10775.118	10775.118	12.500	12.5	0.0	NO		NO	bb
6	6	180201M2_7	Standard	12.500	1.73	11219.852	11219.852	12.500	12.5	0.0	NO		NO	bb
7	7	180201M2_8	Standard	12.500	1.73	10630.448	10630.448	12.500	12.5	0.0	NO		NO	bb
8	8	180201M2_9	Standard	12.500	1.73	10644.079	10644.079	12.500	12.5	0.0	NO		NO	bb
9	9	180201M2_10	Standard	12.500	1.72	10752.428	10752.428	12.500	12.5	0.0	NO		NO	bb
10	10	180201M2_11	Standard	12.500	1.72	10410.137	10410.137	12.500	12.5	0.0	NO		NO	bb

Compound name: 13C5-PFHxA
Response Factor: 1
RRF SD: 0, Relative SD: 0
Response type: Internal Std (Ref 58), Area * (IS Conc. / IS Area)
Curve type: RF

	#	Name	Type	Std. Conc	RT	Area	IS Area	Response	Conc.	%Dev	Conc. Flag	CoD	CoD Flag	x=excluded
1	1	180201M2_2	Standard	12.500	3.50	13053.771	13053.771	12.500	12.5	0.0	NO		NO	bb
2	2	180201M2_3	Standard	12.500	3.49	12714.314	12714.314	12.500	12.5	0.0	NO		NO	bb
3	3	180201M2_4	Standard	12.500	3.49	11731.575	11731.575	12.500	12.5	0.0	NO		NO	bb
4	4	180201M2_5	Standard	12.500	3.48	12374.524	12374.524	12.500	12.5	0.0	NO		NO	bb
5	5	180201M2_6	Standard	12.500	3.48	12778.301	12778.301	12.500	12.5	0.0	NO		NO	bb
6	6	180201M2_7	Standard	12.500	3.48	11963.210	11963.210	12.500	12.5	0.0	NO		NO	bb
7	7	180201M2_8	Standard	12.500	3.48	12150.538	12150.538	12.500	12.5	0.0	NO		NO	bb
8	8	180201M2_9	Standard	12.500	3.47	11938.145	11938.145	12.500	12.5	0.0	NO		NO	bb
9	9	180201M2_10	Standard	12.500	3.47	11730.422	11730.422	12.500	12.5	0.0	NO		NO	bb
10	10	180201M2_11	Standard	12.500	3.47	10548.270	10548.270	12.500	12.5	0.0	NO		NO	bb

Vista Analytical Laboratory

Dataset: F:\Projects\PFAS.PRO\Results\180201M2\180201M2-CRV.qld

Last Altered: Friday, February 02, 2018 08:56:36 Pacific Standard Time
Printed: Friday, February 02, 2018 09:17:01 Pacific Standard Time

Compound name: 13C3-PFHxS
Response Factor: 1
RRF SD: 0, Relative SD: 0
Response type: Internal Std (Ref 59), Area * (IS Conc. / IS Area)
Curve type: RF

	#	Name	Type	Std. Conc	RT	Area	IS Area	Response	Conc.	%Dev	Conc. Flag	CoD	CoD Flag	x=excluded
1	1	180201M2_2	Standard	12.500	4.26	3386.498	3386.498	12.500	12.5	0.0	NO		NO	bb
2	2	180201M2_3	Standard	12.500	4.25	3195.101	3195.101	12.500	12.5	0.0	NO		NO	bb
3	3	180201M2_4	Standard	12.500	4.25	3217.412	3217.412	12.500	12.5	0.0	NO		NO	bb
4	4	180201M2_5	Standard	12.500	4.24	3277.805	3277.805	12.500	12.5	0.0	NO		NO	bb
5	5	180201M2_6	Standard	12.500	4.24	3110.121	3110.121	12.500	12.5	0.0	NO		NO	bb
6	6	180201M2_7	Standard	12.500	4.24	3382.044	3382.044	12.500	12.5	0.0	NO		NO	bb
7	7	180201M2_8	Standard	12.500	4.24	3369.364	3369.364	12.500	12.5	0.0	NO		NO	bb
8	8	180201M2_9	Standard	12.500	4.23	3156.459	3156.459	12.500	12.5	0.0	NO		NO	bb
9	9	180201M2_10	Standard	12.500	4.23	3177.749	3177.749	12.500	12.5	0.0	NO		NO	bb
10	10	180201M2_11	Standard	12.500	4.23	2703.770	2703.770	12.500	12.5	0.0	NO		NO	bb

Compound name: 13C8-PFOA
Response Factor: 1
RRF SD: 0, Relative SD: 0
Response type: Internal Std (Ref 60), Area * (IS Conc. / IS Area)
Curve type: RF

	#	Name	Type	Std. Conc	RT	Area	IS Area	Response	Conc.	%Dev	Conc. Flag	CoD	CoD Flag	x=excluded
1	1	180201M2_2	Standard	12.500	4.63	12442.034	12442.034	12.500	12.5	0.0	NO		NO	bb
2	2	180201M2_3	Standard	12.500	4.62	13927.616	13927.616	12.500	12.5	0.0	NO		NO	bb
3	3	180201M2_4	Standard	12.500	4.62	11536.977	11536.977	12.500	12.5	0.0	NO		NO	bb
4	4	180201M2_5	Standard	12.500	4.61	12101.027	12101.027	12.500	12.5	0.0	NO		NO	bb
5	5	180201M2_6	Standard	12.500	4.61	12723.628	12723.628	12.500	12.5	0.0	NO		NO	bb
6	6	180201M2_7	Standard	12.500	4.61	11188.508	11188.508	12.500	12.5	0.0	NO		NO	bb
7	7	180201M2_8	Standard	12.500	4.61	11408.001	11408.001	12.500	12.5	0.0	NO		NO	bb
8	8	180201M2_9	Standard	12.500	4.61	12553.944	12553.944	12.500	12.5	0.0	NO		NO	bb
9	9	180201M2_10	Standard	12.500	4.60	10956.082	10956.082	12.500	12.5	0.0	NO		NO	bb
10	10	180201M2_11	Standard	12.500	4.60	10933.043	10933.043	12.500	12.5	0.0	NO		NO	bb

Dataset: F:\Projects\PFAS.PRO\Results\180201M2\180201M2-CRV.qld

Last Altered: Friday, February 02, 2018 08:56:36 Pacific Standard Time
Printed: Friday, February 02, 2018 09:17:01 Pacific Standard Time

Compound name: 13C9-PFNA
Response Factor: 1
RRF SD: 0, Relative SD: 0
Response type: Internal Std (Ref 61), Area * (IS Conc. / IS Area)
Curve type: RF

	#	Name	Type	Std. Conc	RT	Area	IS Area	Response	Conc.	%Dev	Conc. Flag	CoD	CoD Flag	x=excluded
1	1	180201M2_2	Standard	12.500	5.05	9544.361	9544.361	12.500	12.5	0.0	NO		NO	bb
2	2	180201M2_3	Standard	12.500	5.05	13668.581	13668.581	12.500	12.5	0.0	NO		NO	bb
3	3	180201M2_4	Standard	12.500	5.04	12050.521	12050.521	12.500	12.5	0.0	NO		NO	bb
4	4	180201M2_5	Standard	12.500	5.04	12800.386	12800.386	12.500	12.5	0.0	NO		NO	bb
5	5	180201M2_6	Standard	12.500	5.04	11484.225	11484.225	12.500	12.5	0.0	NO		NO	bb
6	6	180201M2_7	Standard	12.500	5.04	13735.241	13735.241	12.500	12.5	0.0	NO		NO	bb
7	7	180201M2_8	Standard	12.500	5.03	11131.926	11131.926	12.500	12.5	0.0	NO		NO	bb
8	8	180201M2_9	Standard	12.500	5.03	11595.314	11595.314	12.500	12.5	0.0	NO		NO	bb
9	9	180201M2_10	Standard	12.500	5.03	11479.413	11479.413	12.500	12.5	0.0	NO		NO	bb
10	10	180201M2_11	Standard	12.500	5.03	10797.500	10797.500	12.500	12.5	0.0	NO		NO	bb

Compound name: 13C4-PFOS
Response Factor: 1
RRF SD: 0, Relative SD: 0
Response type: Internal Std (Ref 62), Area * (IS Conc. / IS Area)
Curve type: RF

	#	Name	Type	Std. Conc	RT	Area	IS Area	Response	Conc.	%Dev	Conc. Flag	CoD	CoD Flag	x=excluded
1	1	180201M2_2	Standard	12.500	5.13	3057.167	3057.167	12.500	12.5	0.0	NO		NO	bb
2	2	180201M2_3	Standard	12.500	5.12	3123.843	3123.843	12.500	12.5	0.0	NO		NO	bb
3	3	180201M2_4	Standard	12.500	5.12	3301.509	3301.509	12.500	12.5	0.0	NO		NO	bb
4	4	180201M2_5	Standard	12.500	5.12	3164.052	3164.052	12.500	12.5	0.0	NO		NO	bb
5	5	180201M2_6	Standard	12.500	5.11	3293.697	3293.697	12.500	12.5	0.0	NO		NO	bb
6	6	180201M2_7	Standard	12.500	5.11	3159.861	3159.861	12.500	12.5	0.0	NO		NO	bb
7	7	180201M2_8	Standard	12.500	5.11	3024.667	3024.667	12.500	12.5	0.0	NO		NO	bb
8	8	180201M2_9	Standard	12.500	5.11	2885.224	2885.224	12.500	12.5	0.0	NO		NO	bb
9	9	180201M2_10	Standard	12.500	5.10	3019.031	3019.031	12.500	12.5	0.0	NO		NO	bb
10	10	180201M2_11	Standard	12.500	5.10	2525.752	2525.752	12.500	12.5	0.0	NO		NO	bb

Dataset: F:\Projects\PFAS.PRO\Results\180201M2\180201M2-CRV.qld

Last Altered: Friday, February 02, 2018 08:56:36 Pacific Standard Time
Printed: Friday, February 02, 2018 09:17:01 Pacific Standard Time

Compound name: 13C6-PFDA
Response Factor: 1
RRF SD: 0, Relative SD: 0
Response type: Internal Std (Ref 63), Area * (IS Conc. / IS Area)
Curve type: RF

	#	Name	Type	Std. Conc	RT	Area	IS Area	Response	Conc.	%Dev	Conc. Flag	CoD	CoD Flag	x=excluded
1	1	180201M2_2	Standard	12.500	5.42	11031.247	11031.247	12.500	12.5	0.0	NO		NO	bb
2	2	180201M2_3	Standard	12.500	5.41	12232.998	12232.998	12.500	12.5	0.0	NO		NO	bb
3	3	180201M2_4	Standard	12.500	5.40	10804.623	10804.623	12.500	12.5	0.0	NO		NO	bb
4	4	180201M2_5	Standard	12.500	5.41	10814.363	10814.363	12.500	12.5	0.0	NO		NO	bb
5	5	180201M2_6	Standard	12.500	5.41	9895.229	9895.229	12.500	12.5	0.0	NO		NO	bb
6	6	180201M2_7	Standard	12.500	5.40	10806.639	10806.639	12.500	12.5	0.0	NO		NO	bb
7	7	180201M2_8	Standard	12.500	5.40	10528.153	10528.153	12.500	12.5	0.0	NO		NO	bb
8	8	180201M2_9	Standard	12.500	5.40	9126.640	9126.640	12.500	12.5	0.0	NO		NO	bb
9	9	180201M2_10	Standard	12.500	5.40	10084.041	10084.041	12.500	12.5	0.0	NO		NO	bb
10	10	180201M2_11	Standard	12.500	5.39	9524.107	9524.107	12.500	12.5	0.0	NO		NO	bb

Compound name: 13C7-PFUdA
Response Factor: 1
RRF SD: 0, Relative SD: 0
Response type: Internal Std (Ref 64), Area * (IS Conc. / IS Area)
Curve type: RF

	#	Name	Type	Std. Conc	RT	Area	IS Area	Response	Conc.	%Dev	Conc. Flag	CoD	CoD Flag	x=excluded
1	1	180201M2_2	Standard	12.500	5.73	14040.942	14040.942	12.500	12.5	0.0	NO		NO	bb
2	2	180201M2_3	Standard	12.500	5.73	14541.990	14541.990	12.500	12.5	0.0	NO		NO	bb
3	3	180201M2_4	Standard	12.500	5.73	14561.118	14561.118	12.500	12.5	0.0	NO		NO	bb
4	4	180201M2_5	Standard	12.500	5.72	15664.660	15664.660	12.500	12.5	0.0	NO		NO	bb
5	5	180201M2_6	Standard	12.500	5.72	15069.432	15069.432	12.500	12.5	0.0	NO		NO	bb
6	6	180201M2_7	Standard	12.500	5.72	13351.479	13351.479	12.500	12.5	0.0	NO		NO	bb
7	7	180201M2_8	Standard	12.500	5.72	13593.405	13593.405	12.500	12.5	0.0	NO		NO	bb
8	8	180201M2_9	Standard	12.500	5.71	11830.616	11830.616	12.500	12.5	0.0	NO		NO	bb
9	9	180201M2_10	Standard	12.500	5.71	13747.411	13747.411	12.500	12.5	0.0	NO		NO	bb
10	10	180201M2_11	Standard	12.500	5.71	11590.088	11590.088	12.500	12.5	0.0	NO		NO	bb

Vista Analytical Laboratory

Dataset: F:\Projects\PFAS.PRO\Results\180201M2\180201M2-CRV.qld

Last Altered: Friday, February 02, 2018 08:56:36 Pacific Standard Time
Printed: Friday, February 02, 2018 09:17:01 Pacific Standard Time

Compound name: 13C2-4:2 FTS
Response Factor: 0.311876
RRF SD: 0.113937, Relative SD: 36.5327
Response type: Internal Std (Ref 58), Area * (IS Conc. / IS Area)
Curve type: RF

not used

	#	Name	Type	Std. Conc	RT	Area	IS Area	Response	Conc.	%Dev	Conc. Flag	CoD	CoD Flag	x=excluded
1	1	180201M2_2	Standard	12.500	3.40	3149.499	13053.771	3.016	9.7	-22.6	NO		NO	bb
2	2	180201M2_3	Standard	12.500	3.40	3035.483	12714.314	2.984	9.6	-23.4	NO		NO	bb
3	3	180201M2_4	Standard	12.500	3.39	3264.260	11731.575	3.478	11.2	-10.8	NO		NO	bb
4	4	180201M2_5	Standard	12.500	3.39	2934.018	12374.524	2.964	9.5	-24.0	NO		NO	bb
5	5	180201M2_6	Standard	12.500	3.38	3045.983	12778.301	2.980	9.6	-23.6	NO		NO	bb
6	6	180201M2_7	Standard	12.500	3.38	3148.314	11963.210	3.290	10.5	-15.6	NO		NO	bb
7	7	180201M2_8	Standard	12.500	3.38	3399.737	12150.538	3.498	11.2	-10.3	NO		NO	bb
8	8	180201M2_9	Standard	12.500	3.38	4020.884	11938.145	4.210	13.5	8.0	NO		NO	bb
9	9	180201M2_10	Standard	12.500	3.38	4796.105	11730.422	5.111	16.4	31.1	NO		NO	bb
10	10	180201M2_11	Standard	12.500	3.37	6290.864	10548.270	7.455	23.9	91.2	NO		NO	bb

Vista Analytical Laboratory

Dataset: F:\Projects\PFAS.PRO\Results\180201M2\180201M2-CRV.qld

Last Altered: Friday, February 02, 2018 08:56:36 Pacific Standard Time
Printed: Friday, February 02, 2018 09:17:01 Pacific Standard Time

Method: F:\Projects\PFAS.PRO\MethDB\PFAS_FULL_80C_020118.mdb 02 Feb 2018 08:43:15
Calibration: F:\Projects\PFAS.PRO\CurveDB\C18_VAL-PFAS_Q4_02-01-18-FULL.cdb 02 Feb 2018 08:56:36

Name: 180201M2_2, Date: 01-Feb-2018, Time: 10:52:18, ID: ST180201M2-1 PFC CS-2 18A3007, Description: PFC CS-2 18A3007

	#	Name	CoD	CoD Flag	%RSD
1	1	PFBA	0.9992	NO	
2	2	PFPeA	0.9989	NO	
3	3	PFBS	0.9994	NO	
4	4	4:2 FTS	0.9995	NO	
5	5	PFHxA	0.9993	NO	
6	6	PFPeS	0.9945	NO	
7	7	PFHpA	0.9998	NO	
8	8	L-PFHxS	0.9995	NO	
9	10	6:2 FTS	0.9988	NO	
10	11	L-PFOA	0.9997	NO	
11	13	PFHpS	0.9984	NO	
12	14	PFNA	0.9970	NO	
13	15	PFOSA	0.9986	NO	
14	16	L-PFOS	0.9997	NO	
15	18	PFDA	0.9959	NO	
16	19	8:2 FTS	0.9983	NO	
17	20	PFNS	0.9988	NO	
18	21	N-MeFOSAA	0.9986	NO	
19	22	N-EtFOSAA	0.9997	NO	
20	23	PFUdA	0.9979	NO	
21	24	PFDS	0.9941	NO	
22	25	PFDoA	0.9973	NO	
23	26	N-MeFOSA	0.9975	NO	
24	27	PFTrDA	0.9989	NO	
25	28	PFTeDA	0.9967	NO	
26	29	N-EtFOSA	0.9998	NO	
27	30	PFHxDA	0.9993	NO	
28	31	PFODA	0.9991	NO	
29	32	N-MeFOSE	0.9977	NO	
30	33	N-EtFOSE	0.9989	NO	
31	34	13C3-PFBA		NO	2.349

Dataset: F:\Projects\PFAS.PRO\Results\180201M2\180201M2-CRV.qld

Last Altered: Friday, February 02, 2018 08:56:36 Pacific Standard Time
Printed: Friday, February 02, 2018 09:17:01 Pacific Standard Time

Name: 180201M2_2, Date: 01-Feb-2018, Time: 10:52:18, ID: ST180201M2-1 PFC CS-2 18A3007, Description: PFC CS-2 18A3007

	#	Name	CoD	CoD Flag	%RSD
32	35	13C3-PFPeA		NO	5.639
33	36	13C3-PFBS		NO	6.212
34	37	13C2-PFHxA		NO	4.551
35	38	13C4-PFHpA		NO	6.193
36	39	18O2-PFHxS		NO	6.474
37	40	13C2-6:2 FTS		NO	16.611
38	41	13C2-PFOA		NO	7.929
39	42	13C5-PFNA		NO	13.707
40	43	13C8-PFOSA		NO	9.981
41	44	13C8-PFOS		NO	6.423
42	45	13C2-PFDA		NO	6.833
43	46	13C2-8:2 FTS		NO	19.919
44	47	d3-N-MeFOSAA		NO	8.764
45	48	d5-N-EtFOSAA		NO	7.799
46	49	13C2-PFUdA		NO	10.553
47	50	13C2-PFDoA		NO	15.730
48	51	d3-N-MeFOSA		NO	6.657
49	52	13C2-PFTeDA		NO	17.832
50	53	d5-N-ETFOSA		NO	8.350
51	54	13C2-PFHxDA		NO	13.980
52	55	d7-N-MeFOSE		NO	16.744
53	56	d9-N-EtFOSE		NO	16.314
54	57	13C4-PFBA		NO	0.000
55	58	13C5-PFHxA		NO	0.000
56	59	13C3-PFHxS		NO	0.000
57	60	13C8-PFOA		NO	0.000
58	61	13C9-PFNA		NO	0.000
59	62	13C4-PFOS		NO	0.000
60	63	13C6-PFDA		NO	0.000
61	64	13C7-PFUdA		NO	0.000
62	72	13C2-4:2 FTS		NO	36.533

Vista Analytical Laboratory

Dataset: Untitled

Last Altered: Friday, February 02, 2018 09:22:24 Pacific Standard Time
Printed: Friday, February 02, 2018 09:23:43 Pacific Standard Time

Method: F:\Projects\PFAS.PRO\MethDB\PFAS_FULL_80C_020118.mdb 02 Feb 2018 09:02:54
Calibration: F:\Projects\PFAS.PRO\CurveDB\C18_VAL-PFAS_Q4_02-01-18-FULL.cdb 02 Feb 2018 08:56:36

Compound name: PFBA

	Name	ID	Acq.Date	Acq.Time
1	180201M2_1	IPA	01-Feb-18	10:40:54
2	180201M2_2	ST180201M2-1 PFC CS-2 18A3007	01-Feb-18	10:52:18
3	180201M2_3	ST180201M2-2 PFC CS-1 18A3008	01-Feb-18	11:03:45
4	180201M2_4	ST180201M2-3 PFC CS0 18A3009	01-Feb-18	11:15:12
5	180201M2_5	ST180201M2-4 PFC CS1 18A3010	01-Feb-18	11:26:39
6	180201M2_6	ST180201M2-5 PFC CS2 18A3011	01-Feb-18	11:38:09
7	180201M2_7	ST180201M2-6 PFC CS3 18A3012	01-Feb-18	11:49:38
8	180201M2_8	ST180201M2-7 PFC CS4 18A3013	01-Feb-18	12:01:08
9	180201M2_9	ST180201M2-8 PFC CS5 18A3014	01-Feb-18	12:12:35
10	180201M2_10	ST180201M2-9 PFC CS6 18A3015	01-Feb-18	12:24:05
11	180201M2_11	ST180201M2-10 PFC CS7 18A3016	01-Feb-18	12:35:34
12	180201M2_12	IPA	01-Feb-18	12:47:03
13	180201M2_13	ICV180201M2-1 PFC ICV 18A3006	01-Feb-18	12:58:32
14	180201M2_14	IPA	01-Feb-18	13:10:02

Vista Analytical Laboratory Q1

Dataset: F:\Projects\PFAS.PRO\Results\180201M2\180201M2-CRV.qld

Last Altered: Friday, February 02, 2018 08:56:36 Pacific Standard Time
Printed: Friday, February 02, 2018 09:16:02 Pacific Standard Time

Method: F:\Projects\PFAS.PRO\MethDB\PFAS_FULL_80C_020118.mdb 02 Feb 2018 08:43:15
Calibration: F:\Projects\PFAS.PRO\CurveDB\C18_VAL-PFAS_Q4_02-01-18-FULL.cdb 02 Feb 2018 08:56:36

Compound name: PFBA
Correlation coefficient: r = 0.999588, r^2 = 0.999176
Calibration curve: 1.15301 * x + 0.0290072
Response type: Internal Std (Ref 34), Area * (IS Conc. / IS Area)
Curve type: Linear, Origin: Include, Weighting: 1/x, Axis trans: None

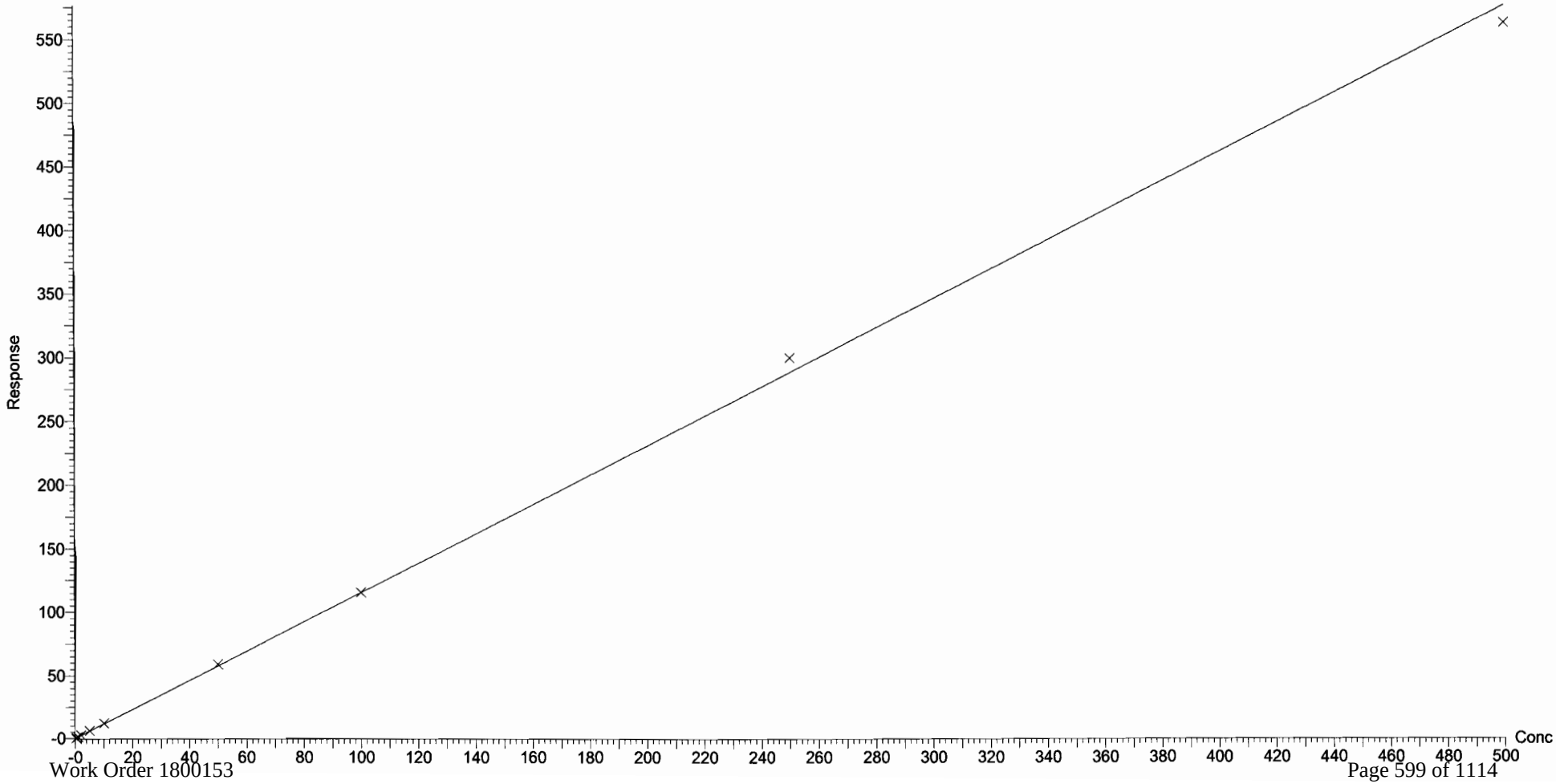

Dataset: F:\Projects\PFAS.PRO\Results\180201M2\180201M2-CRV.qld

Last Altered: Friday, February 02, 2018 08:56:36 Pacific Standard Time
Printed: Friday, February 02, 2018 09:16:02 Pacific Standard Time

Compound name: PFPeA
Correlation coefficient: r = 0.999459, r^2 = 0.998919
Calibration curve: 0.921641 * x + 0.120981
Response type: Internal Std (Ref 35), Area * (IS Conc. / IS Area)
Curve type: Linear, Origin: Exclude, Weighting: 1/x, Axis trans: None

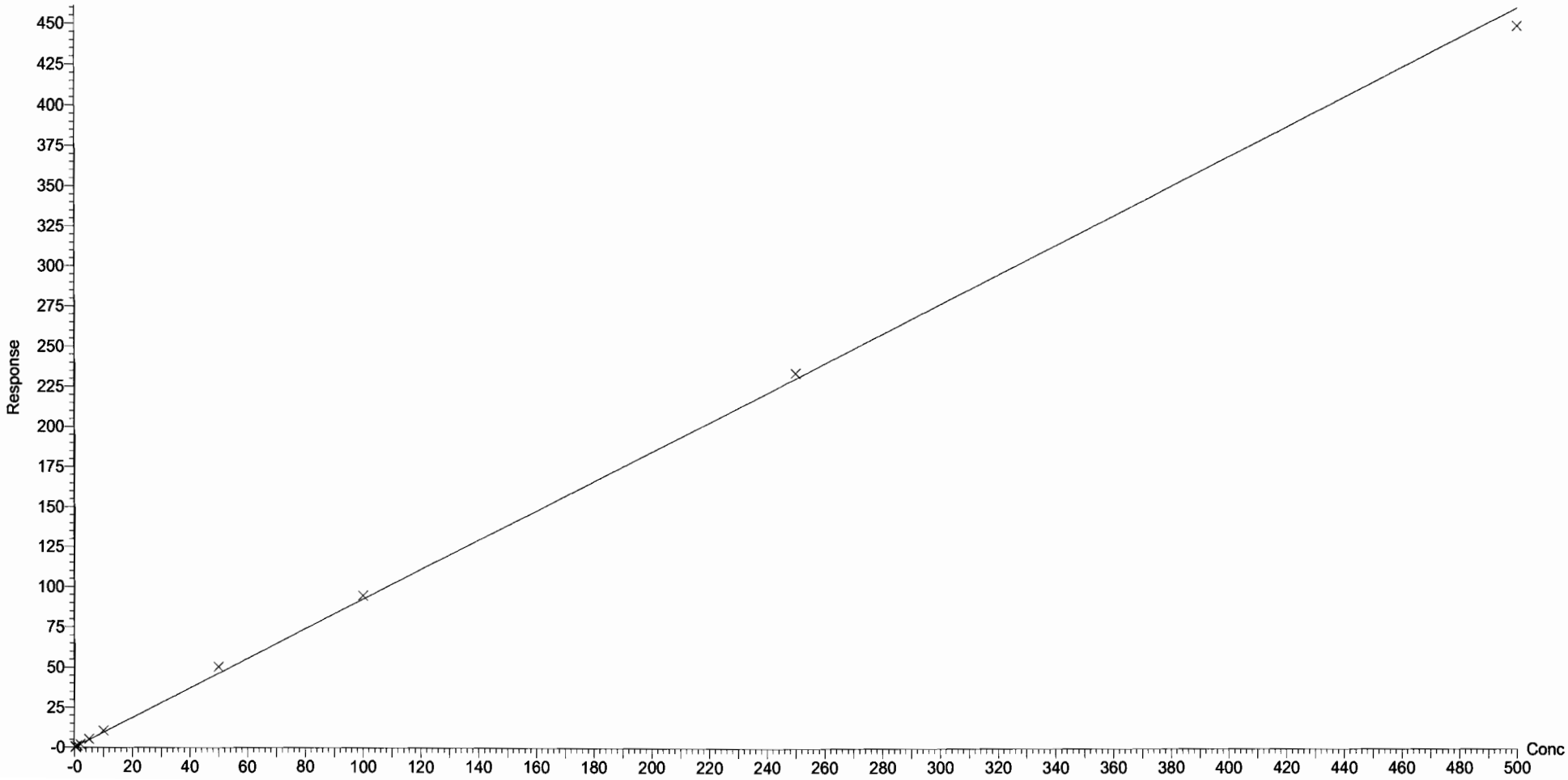

Dataset: F:\Projects\PFAS.PRO\Results\180201M2\180201M2-CRV.qld

Last Altered: Friday, February 02, 2018 08:56:36 Pacific Standard Time
Printed: Friday, February 02, 2018 09:16:02 Pacific Standard Time

Compound name: PFBS
Coefficient of Determination: R^2 = 0.999372
Calibration curve: 0.000720487 * x^2 + 1.50907 * x + 0.184842
Response type: Internal Std (Ref 36), Area * (IS Conc. / IS Area)
Curve type: 2nd Order, Origin: Exclude, Weighting: 1/x, Axis trans: None

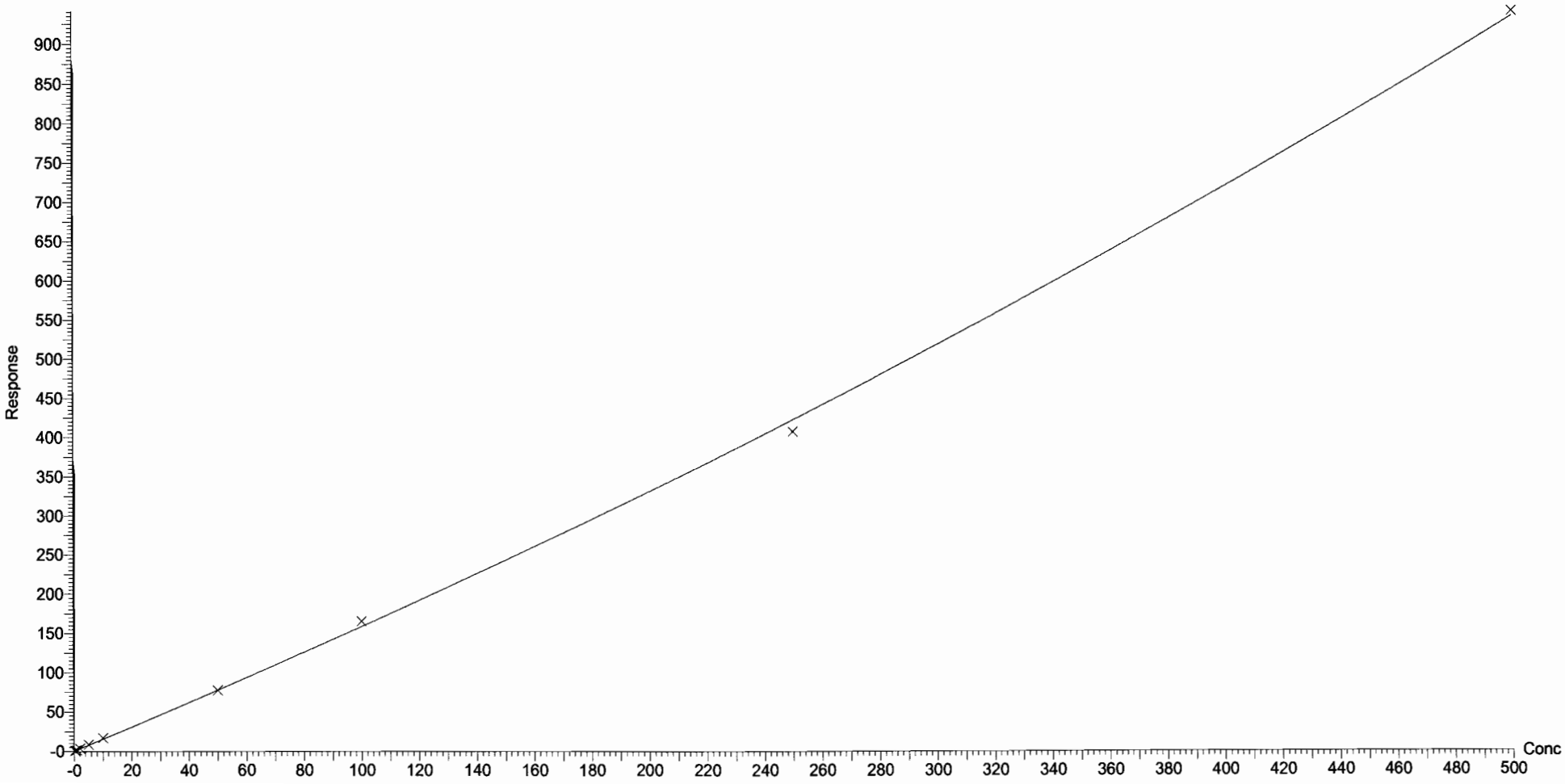

Dataset: F:\Projects\PFAS.PRO\Results\180201M2\180201M2-CRV.qld

Last Altered: Friday, February 02, 2018 08:56:36 Pacific Standard Time
Printed: Friday, February 02, 2018 09:16:02 Pacific Standard Time

Compound name: 4:2 FTS
Coefficient of Determination: R^2 = 0.999451
Calibration curve: 0.000203044 * x^2 + 1.61794 * x + 0.159207
Response type: Internal Std (Ref 36), Area * (IS Conc. / IS Area)
Curve type: 2nd Order, Origin: Exclude, Weighting: 1/x, Axis trans: None

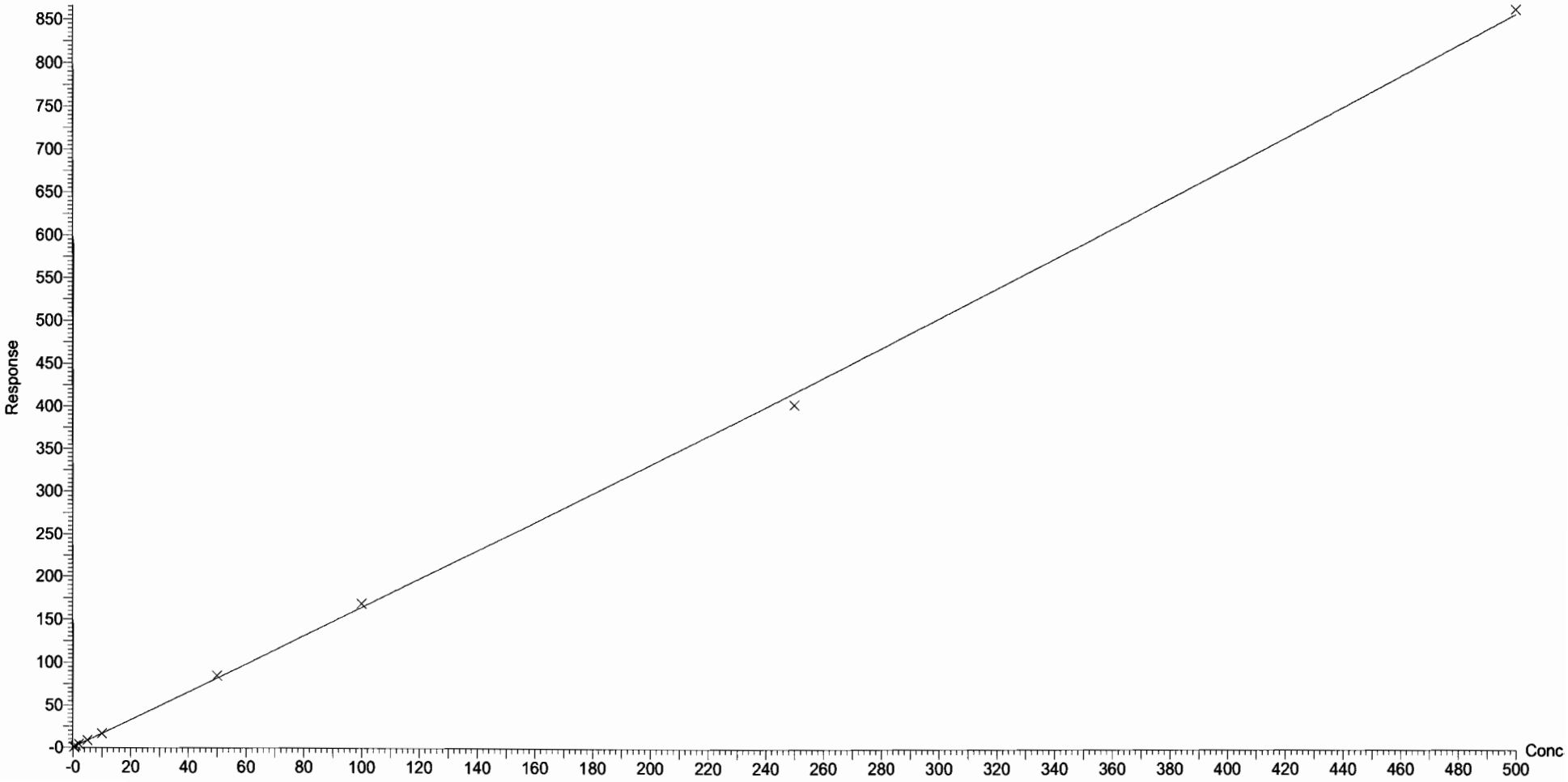

Dataset: F:\Projects\PFAS.PRO\Results\180201M2\180201M2-CRV.qld

Last Altered: Friday, February 02, 2018 08:56:36 Pacific Standard Time
Printed: Friday, February 02, 2018 09:16:02 Pacific Standard Time

Compound name: PFHxA
Coefficient of Determination: R^2 = 0.999268
Calibration curve: -0.000163281 * x^2 + 1.50548 * x + 0.113411
Response type: Internal Std (Ref 37), Area * (IS Conc. / IS Area)
Curve type: 2nd Order, Origin: Include, Weighting: 1/x, Axis trans: None

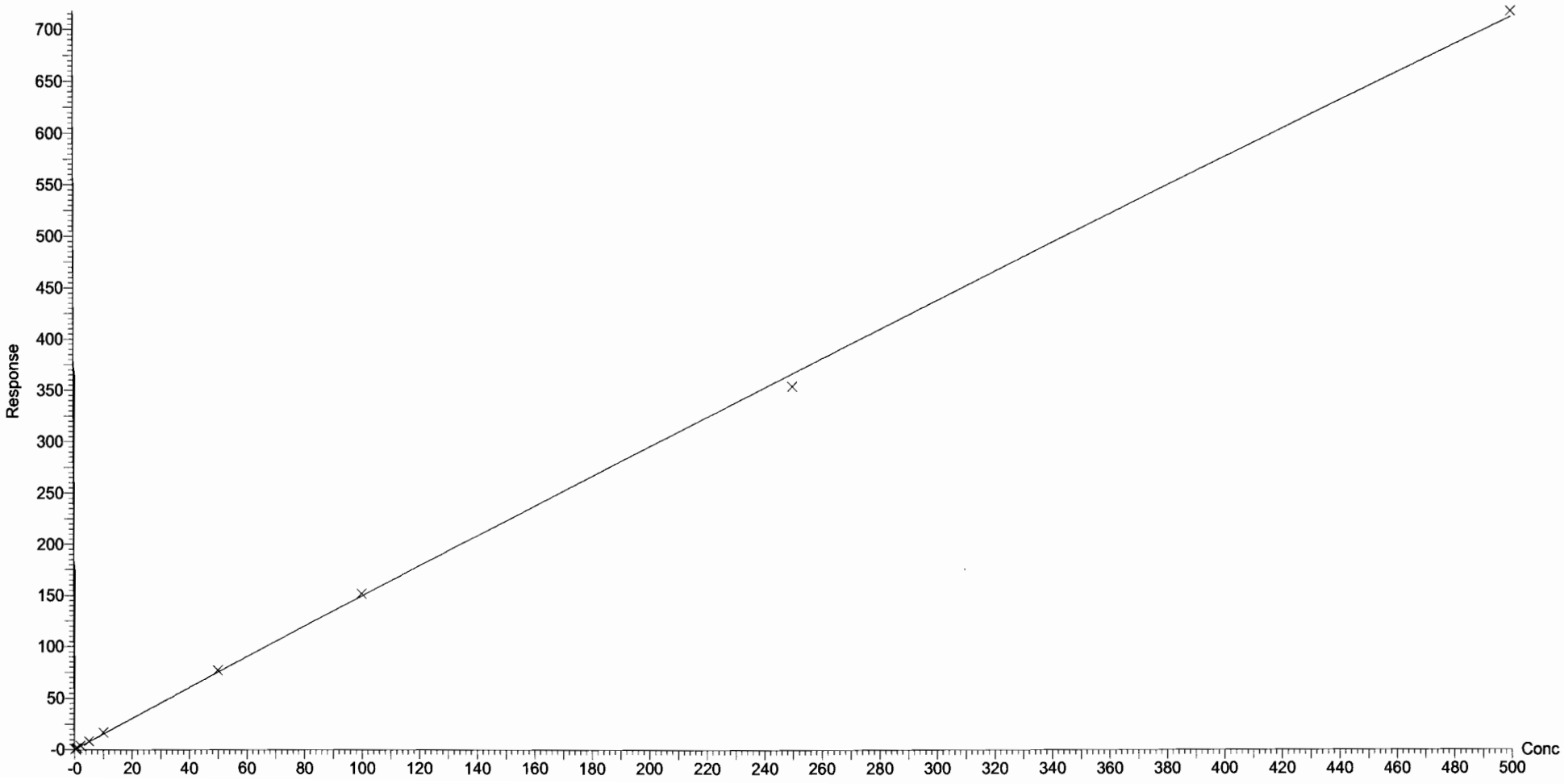

Dataset: F:\Projects\PFAS.PRO\Results\180201M2\180201M2-CRV.qld

Last Altered: Friday, February 02, 2018 08:56:36 Pacific Standard Time
Printed: Friday, February 02, 2018 09:16:02 Pacific Standard Time

Compound name: PFPeS
Correlation coefficient: r = 0.997255, r^2 = 0.994517
Calibration curve: 1.92826 * x + -0.169565
Response type: Internal Std (Ref 36), Area * (IS Conc. / IS Area)
Curve type: Linear, Origin: Exclude, Weighting: 1/x, Axis trans: None

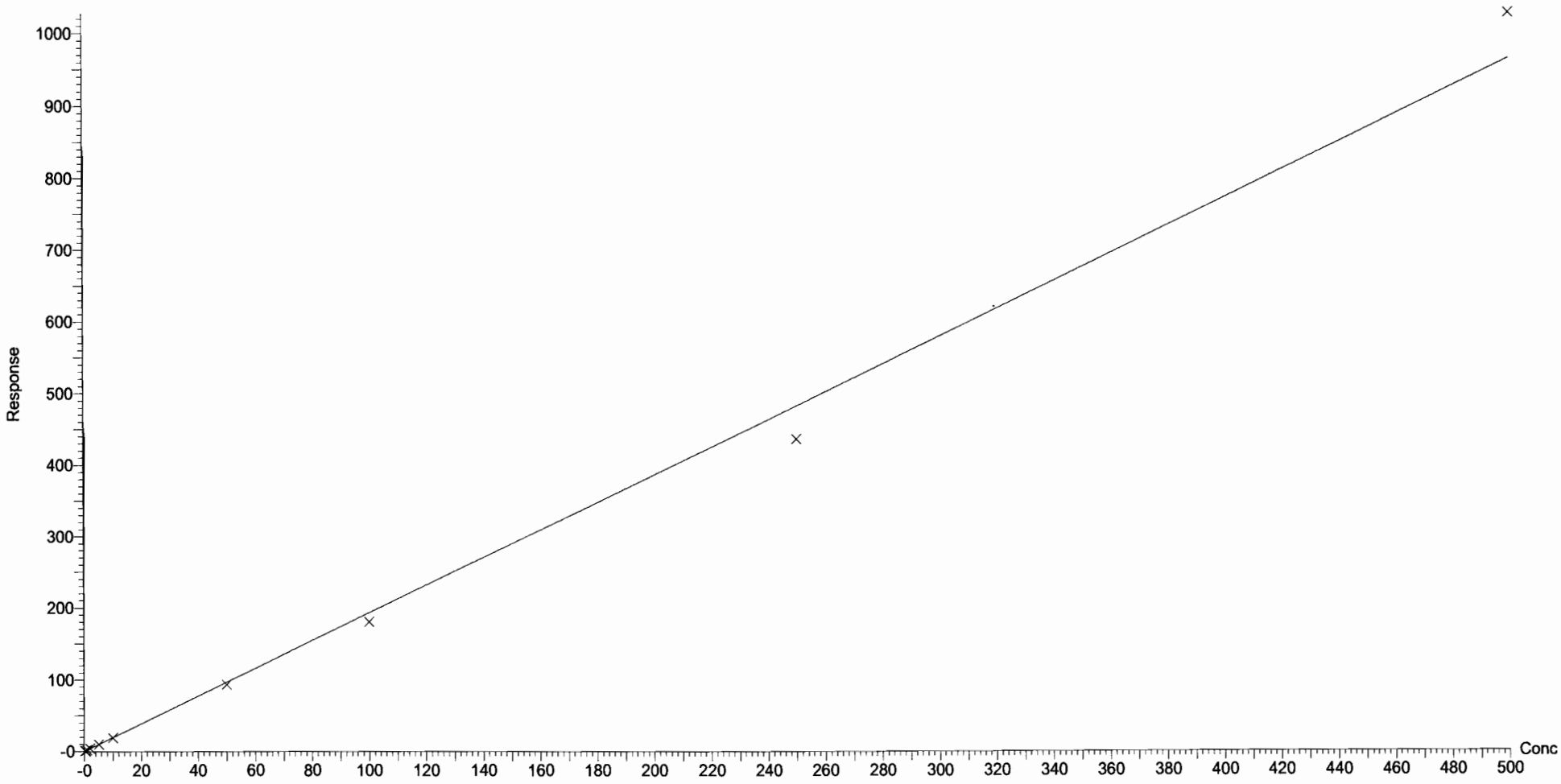

Vista Analytical Laboratory Q1

Dataset: F:\Projects\PFAS.PRO\Results\180201M2\180201M2-CRV.qld

Last Altered: Friday, February 02, 2018 08:56:36 Pacific Standard Time
Printed: Friday, February 02, 2018 09:16:02 Pacific Standard Time

Compound name: PFHpA
Correlation coefficient: r = 0.999876, r^2 = 0.999751
Calibration curve: 1.33885 * x + -0.0298888
Response type: Internal Std (Ref 38), Area * (IS Conc. / IS Area)
Curve type: Linear, Origin: Exclude, Weighting: 1/x, Axis trans: None

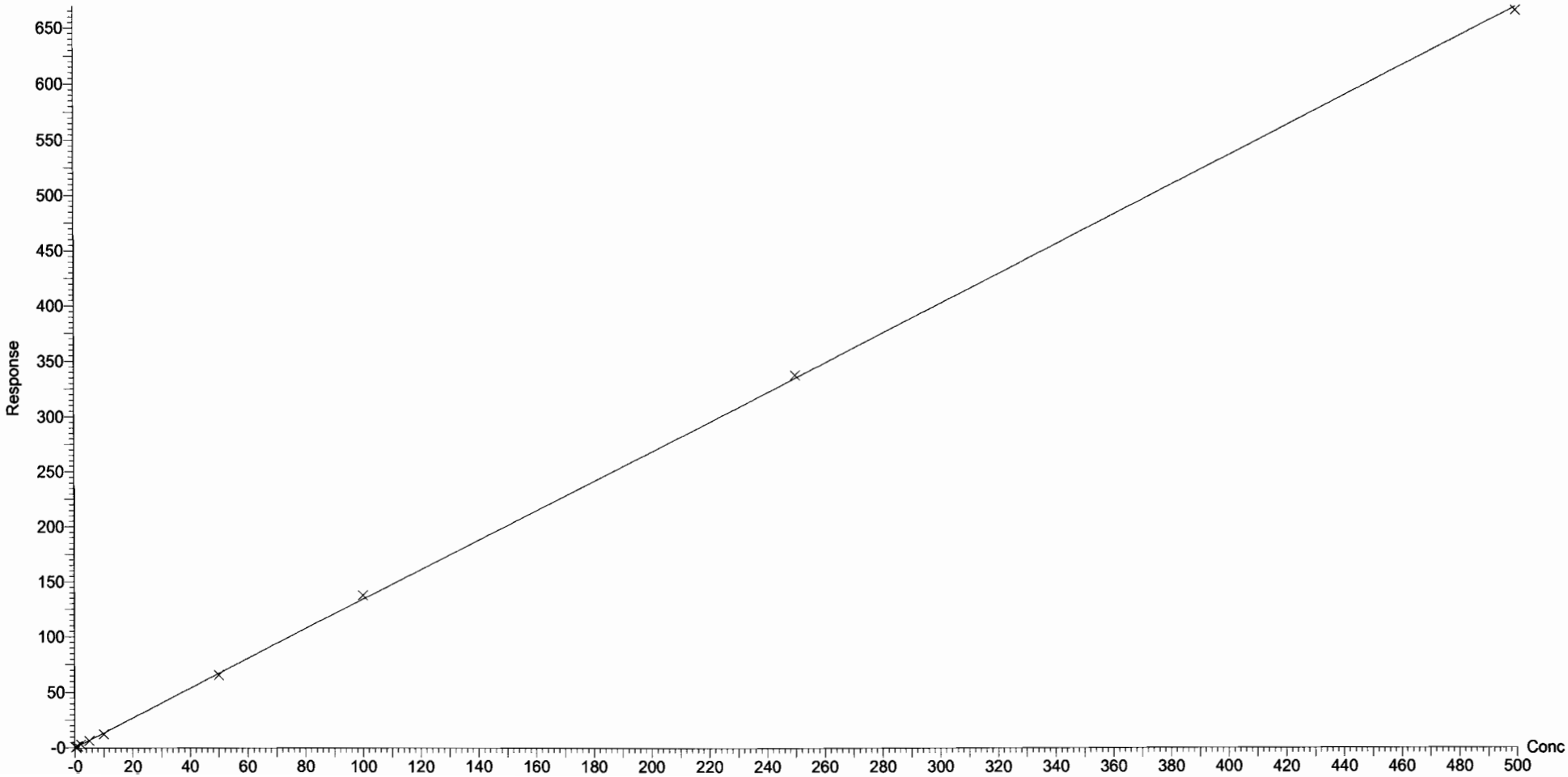

Vista Analytical Laboratory Q1

Dataset: F:\Projects\PFAS.PRO\Results\180201M2\180201M2-CRV.qld

Last Altered: Friday, February 02, 2018 08:56:36 Pacific Standard Time
Printed: Friday, February 02, 2018 09:16:02 Pacific Standard Time

Compound name: L-PFHxS
Correlation coefficient: r = 0.999731, r^2 = 0.999462
Calibration curve: 1.66977 * x + 0.0985786
Response type: Internal Std (Ref 39), Area * (IS Conc. / IS Area)
Curve type: Linear, Origin: Exclude, Weighting: 1/x, Axis trans: None

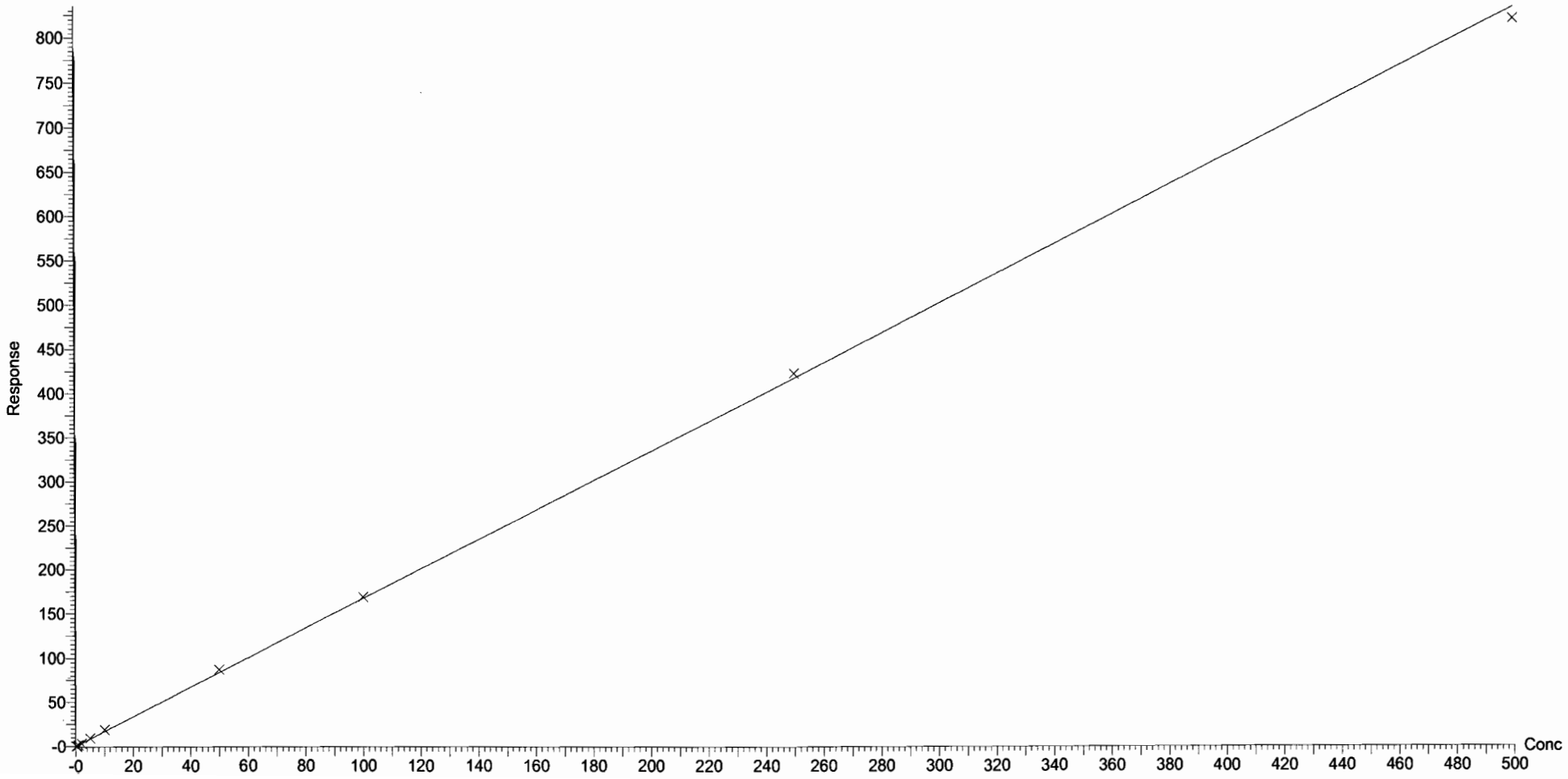

Dataset: F:\Projects\PFAS.PRO\Results\180201M2\180201M2-CRV.qld

Last Altered: Friday, February 02, 2018 08:56:36 Pacific Standard Time
Printed: Friday, February 02, 2018 09:16:02 Pacific Standard Time

Compound name: 6:2 FTS
Coefficient of Determination: R^2 = 0.998757
Calibration curve: -8.65385e-005 * x^2 + 0.263083 * x + 0.00293198
Response type: Internal Std (Ref 41), Area * (IS Conc. / IS Area)
Curve type: 2nd Order, Origin: Include, Weighting: 1/x, Axis trans: None

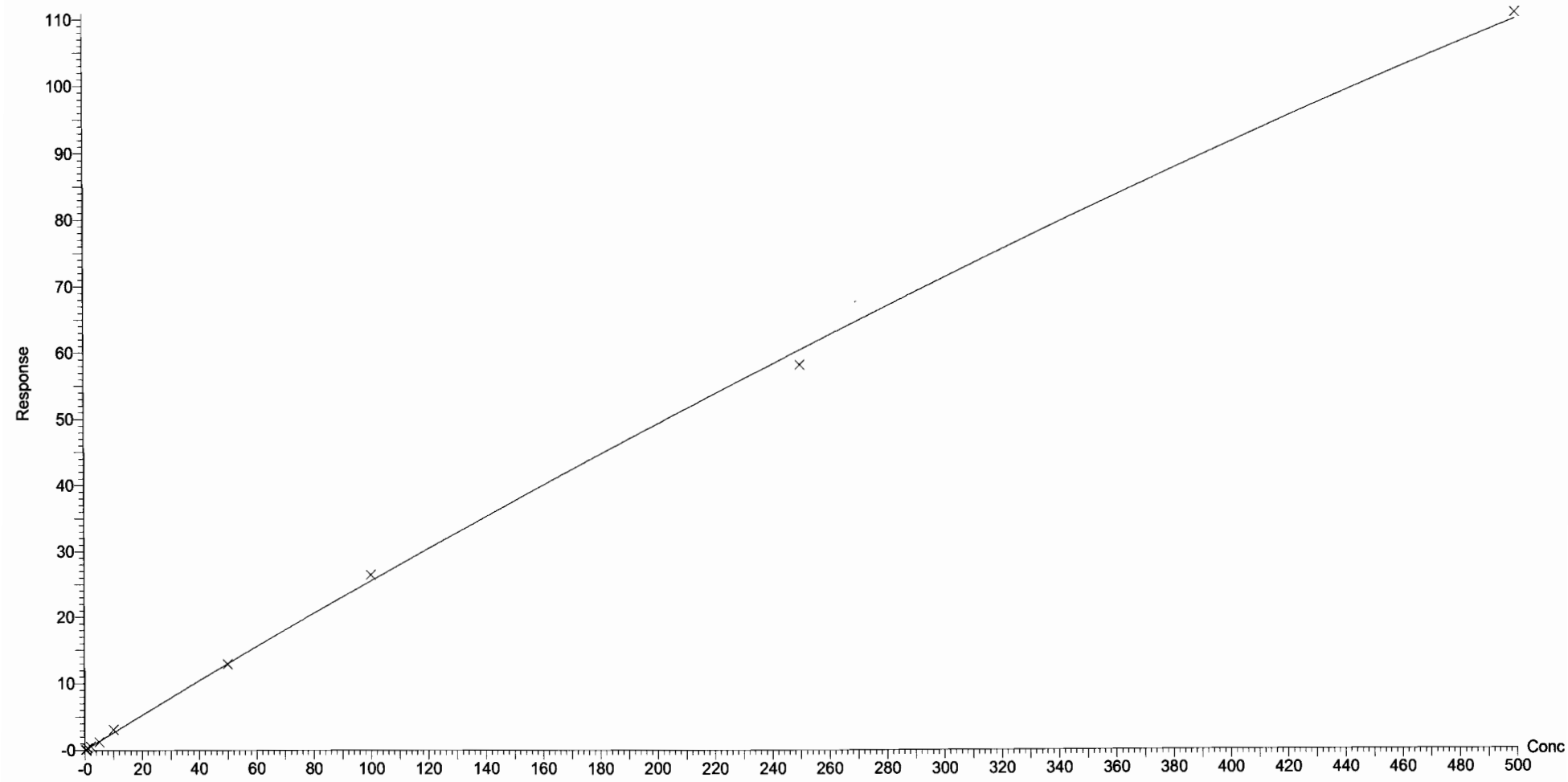

Dataset: F:\Projects\PFAS.PRO\Results\180201M2\180201M2-CRV.qld

Last Altered: Friday, February 02, 2018 08:56:36 Pacific Standard Time
Printed: Friday, February 02, 2018 09:16:02 Pacific Standard Time

Compound name: L-PFOA
Coefficient of Determination: R^2 = 0.999666
Calibration curve: 0.000195402 * x^2 + 0.967507 * x + 0.0573653
Response type: Internal Std (Ref 41), Area * (IS Conc. / IS Area)
Curve type: 2nd Order, Origin: Exclude, Weighting: 1/x, Axis trans: None

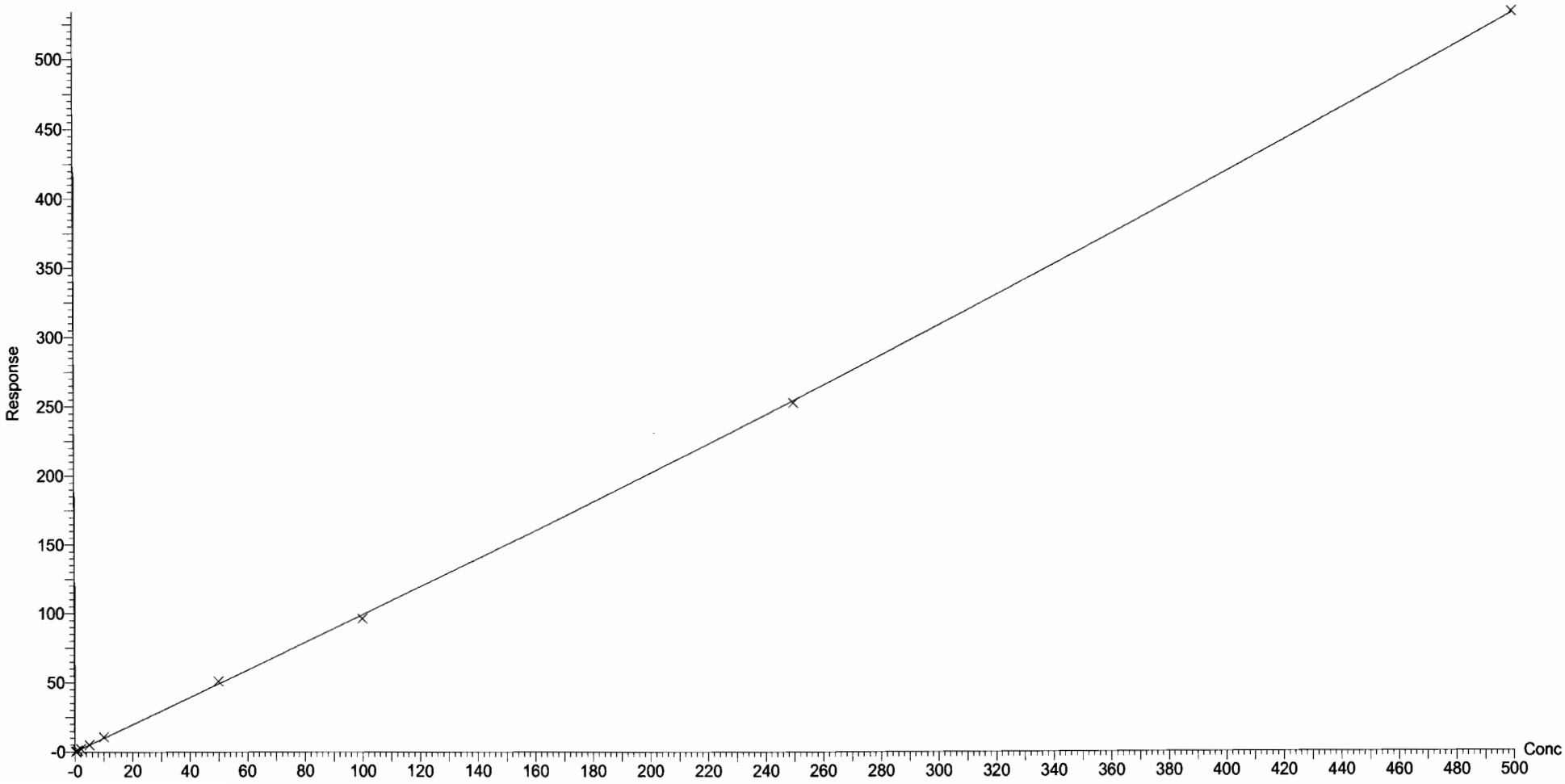

Dataset: F:\Projects\PFAS.PRO\Results\180201M2\180201M2-CRV.qld

Last Altered: Friday, February 02, 2018 08:56:36 Pacific Standard Time
Printed: Friday, February 02, 2018 09:16:02 Pacific Standard Time

Compound name: PFHpS
Coefficient of Determination: R^2 = 0.998404
Calibration curve: -0.000351604 * x^2 + 1.0357 * x + -0.223659
Response type: Internal Std (Ref 44), Area * (IS Conc. / IS Area)
Curve type: 2nd Order, Origin: Exclude, Weighting: 1/x, Axis trans: None

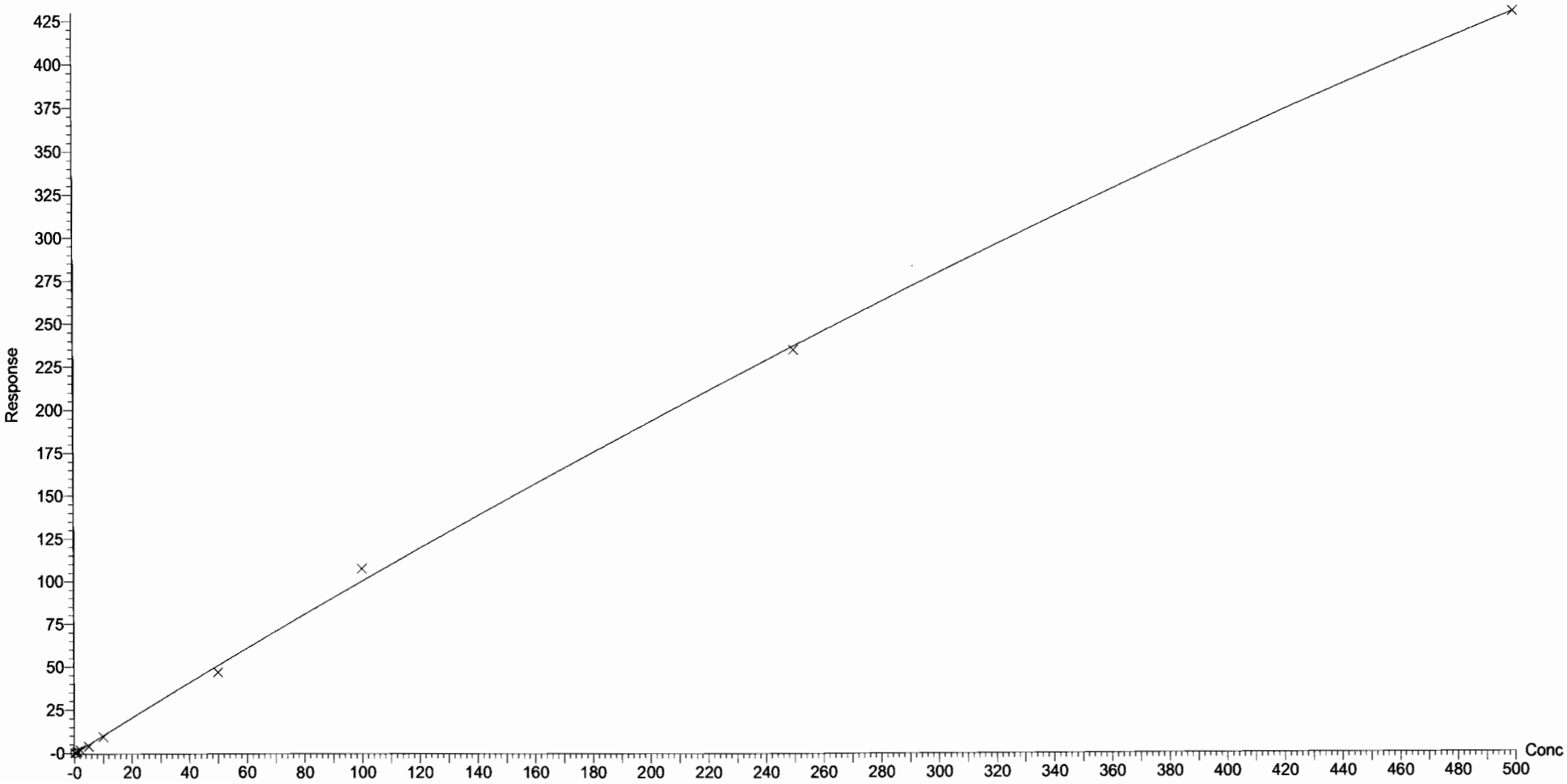

Dataset: F:\Projects\PFAS.PRO\Results\180201M2\180201M2-CRV.qld

Last Altered: Friday, February 02, 2018 08:56:36 Pacific Standard Time
Printed: Friday, February 02, 2018 09:16:02 Pacific Standard Time

Compound name: PFNA
Coefficient of Determination: R^2 = 0.997025
Calibration curve: -0.00027373 * x^2 + 1.17487 * x + 0.141309
Response type: Internal Std (Ref 42), Area * (IS Conc. / IS Area)
Curve type: 2nd Order, Origin: Exclude, Weighting: 1/x, Axis trans: None

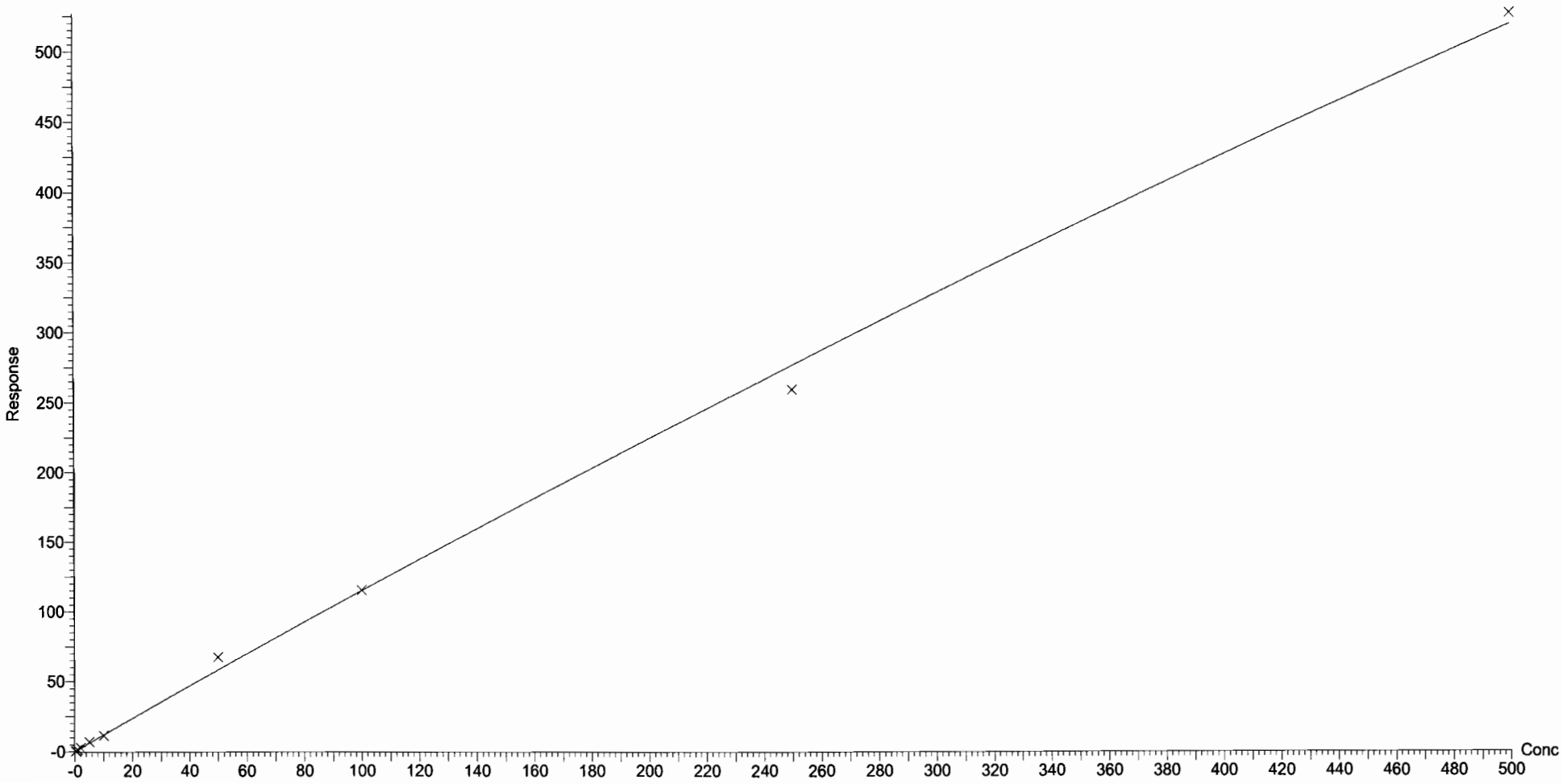

Dataset: F:\Projects\PFAS.PRO\Results\180201M2\180201M2-CRV.qld

Last Altered: Friday, February 02, 2018 08:56:36 Pacific Standard Time
Printed: Friday, February 02, 2018 09:16:02 Pacific Standard Time

Compound name: PFOSA
Correlation coefficient: r = 0.999294, r^2 = 0.998588
Calibration curve: 1.03954 * x + 0.15214
Response type: Internal Std (Ref 43), Area * (IS Conc. / IS Area)
Curve type: Linear, Origin: Exclude, Weighting: 1/x, Axis trans: None

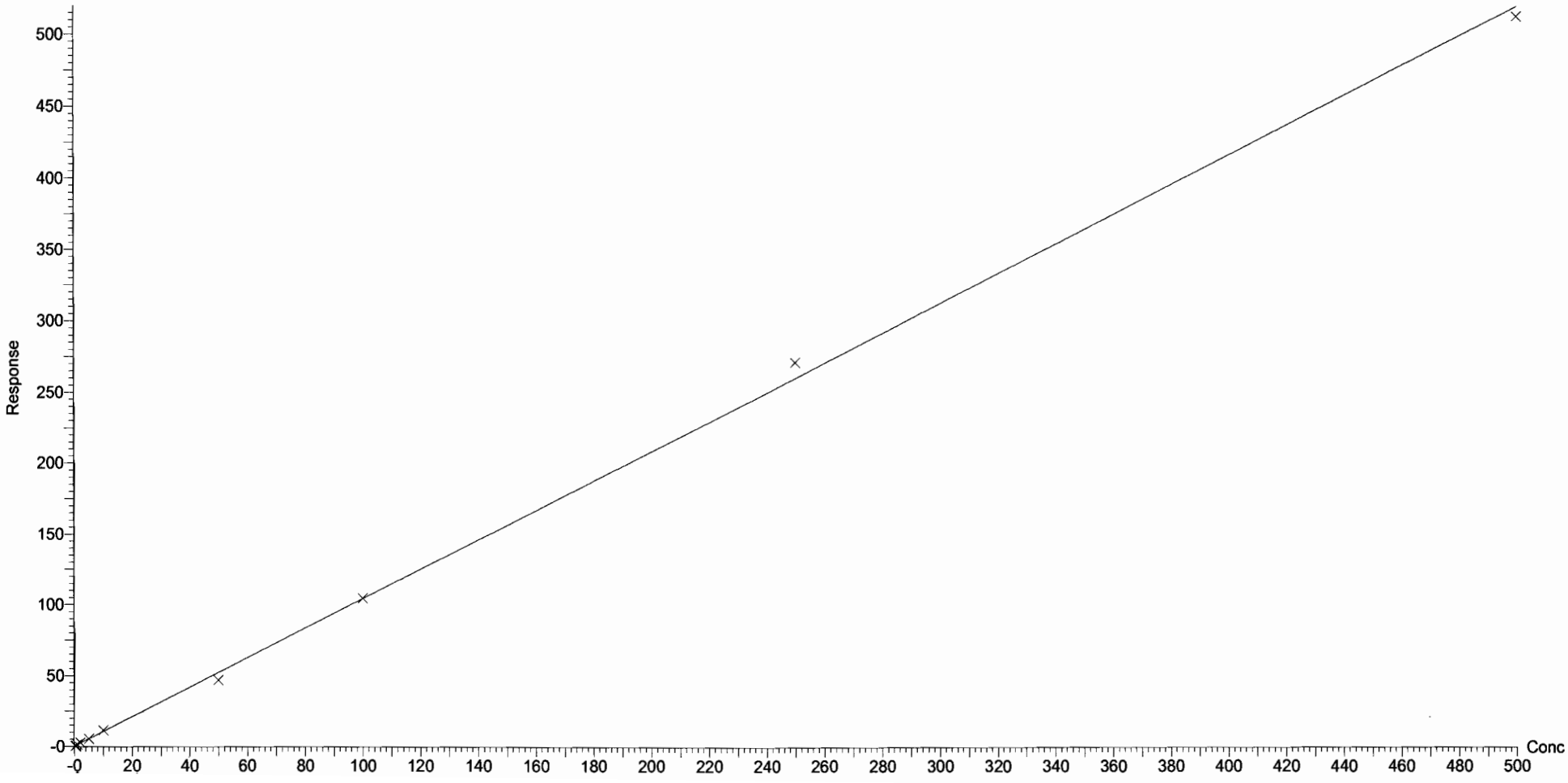

Dataset: F:\Projects\PFAS.PRO\Results\180201M2\180201M2-CRV.qld

Last Altered: Friday, February 02, 2018 08:56:36 Pacific Standard Time
Printed: Friday, February 02, 2018 09:16:02 Pacific Standard Time

Compound name: L-PFOS
Coefficient of Determination: R^2 = 0.999700
Calibration curve: -0.000302712 * x^2 + 1.09506 * x + 0.00573512
Response type: Internal Std (Ref 44), Area * (IS Conc. / IS Area)
Curve type: 2nd Order, Origin: Exclude, Weighting: 1/x, Axis trans: None

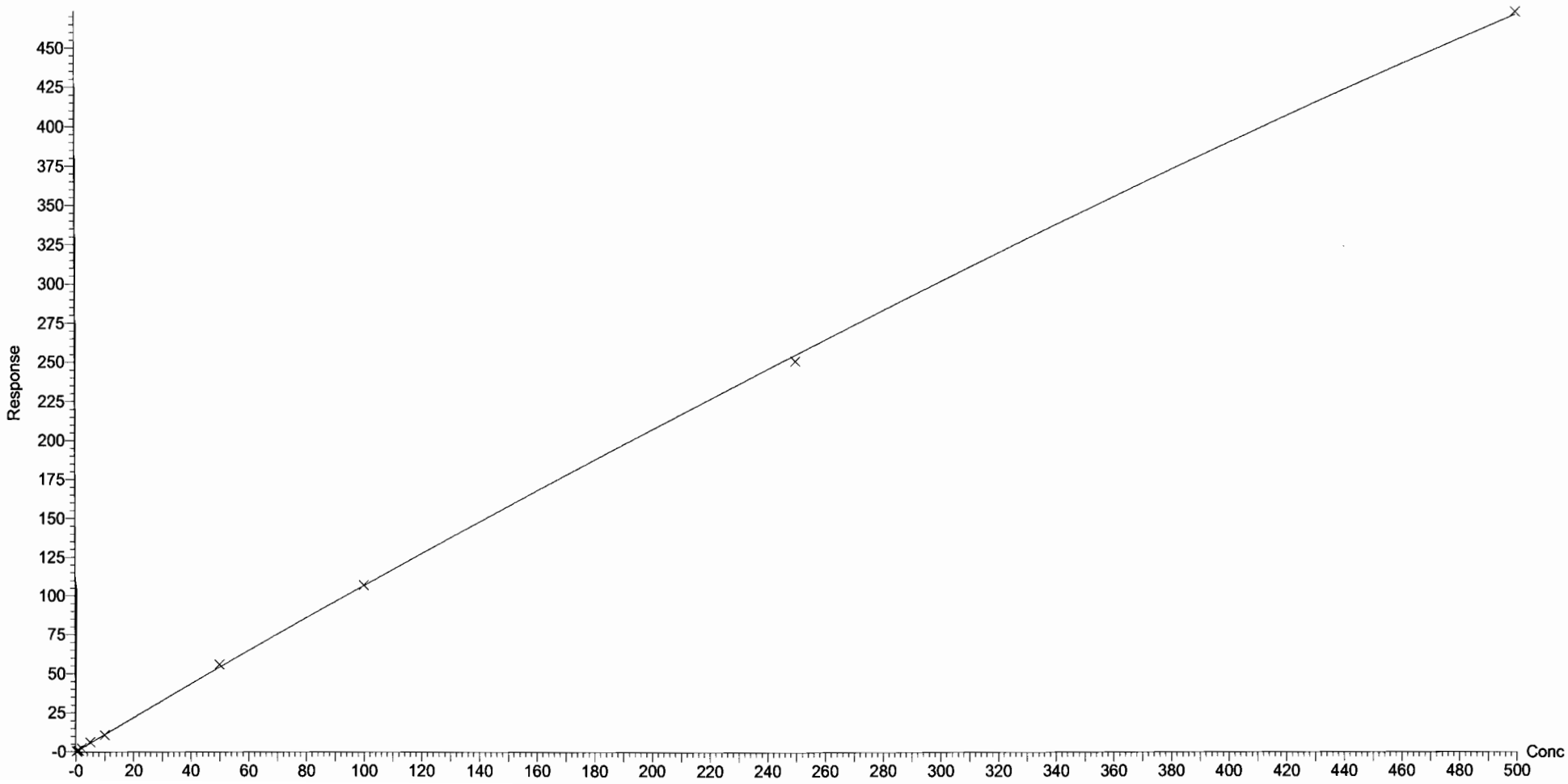

Dataset: F:\Projects\PFAS.PRO\Results\180201M2\180201M2-CRV.qld

Last Altered: Friday, February 02, 2018 08:56:36 Pacific Standard Time
Printed: Friday, February 02, 2018 09:16:02 Pacific Standard Time

Compound name: PFDA
Coefficient of Determination: R^2 = 0.995894
Calibration curve: 5.47654e-006 * x^2 + 1.19216 * x + 0.18128
Response type: Internal Std (Ref 45), Area * (IS Conc. / IS Area)
Curve type: 2nd Order, Origin: Exclude, Weighting: 1/x, Axis trans: None

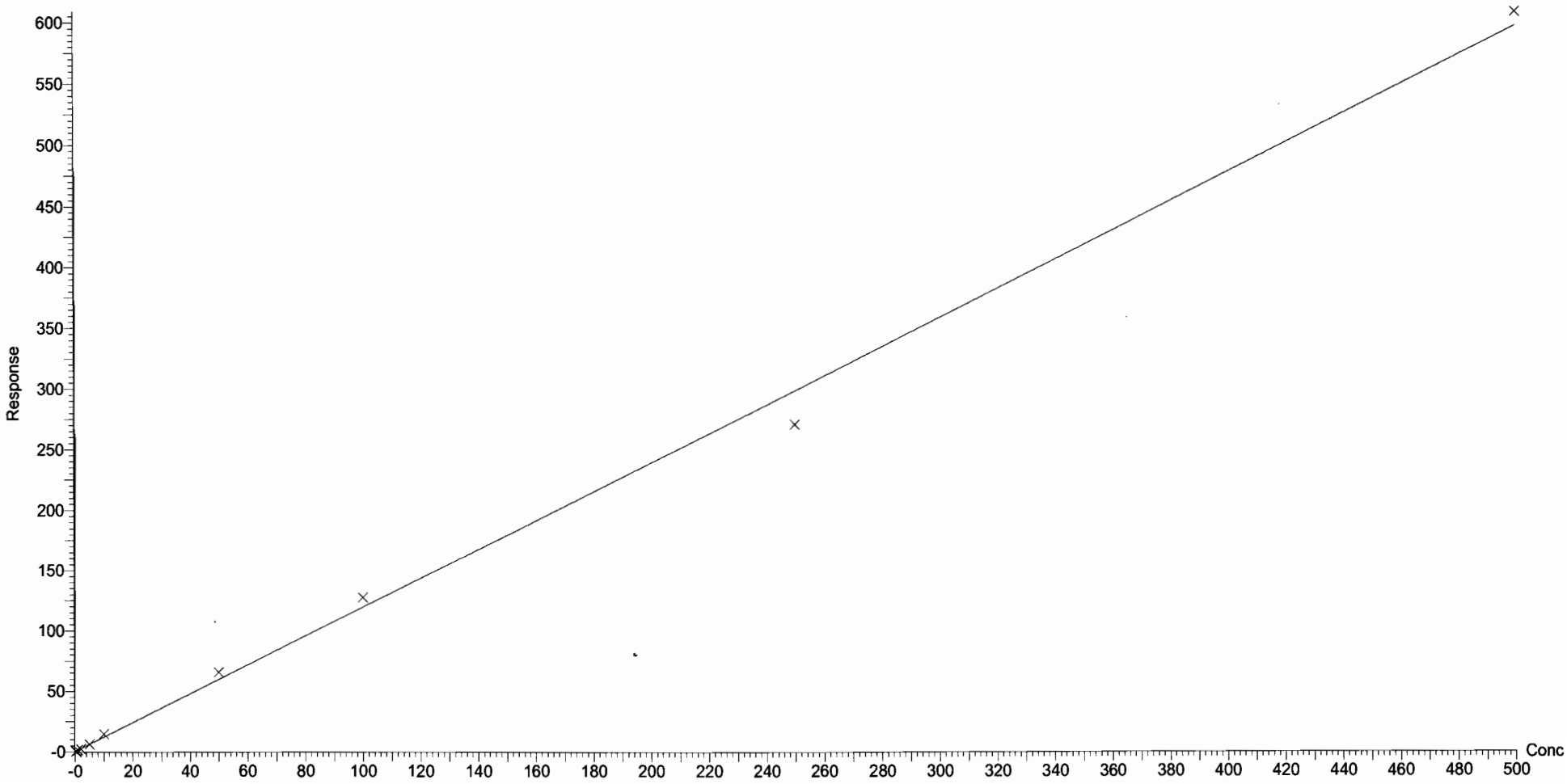

Dataset: F:\Projects\PFAS.PRO\Results\180201M2\180201M2-CRV.qld

Last Altered: Friday, February 02, 2018 08:56:36 Pacific Standard Time
Printed: Friday, February 02, 2018 09:16:02 Pacific Standard Time

Compound name: 8:2 FTS
Coefficient of Determination: R^2 = 0.998259
Calibration curve: -0.000385715 * x^2 + 0.324873 * x + -0.0128103
Response type: Internal Std (Ref 41), Area * (IS Conc. / IS Area)
Curve type: 2nd Order, Origin: Include, Weighting: 1/x, Axis trans: None

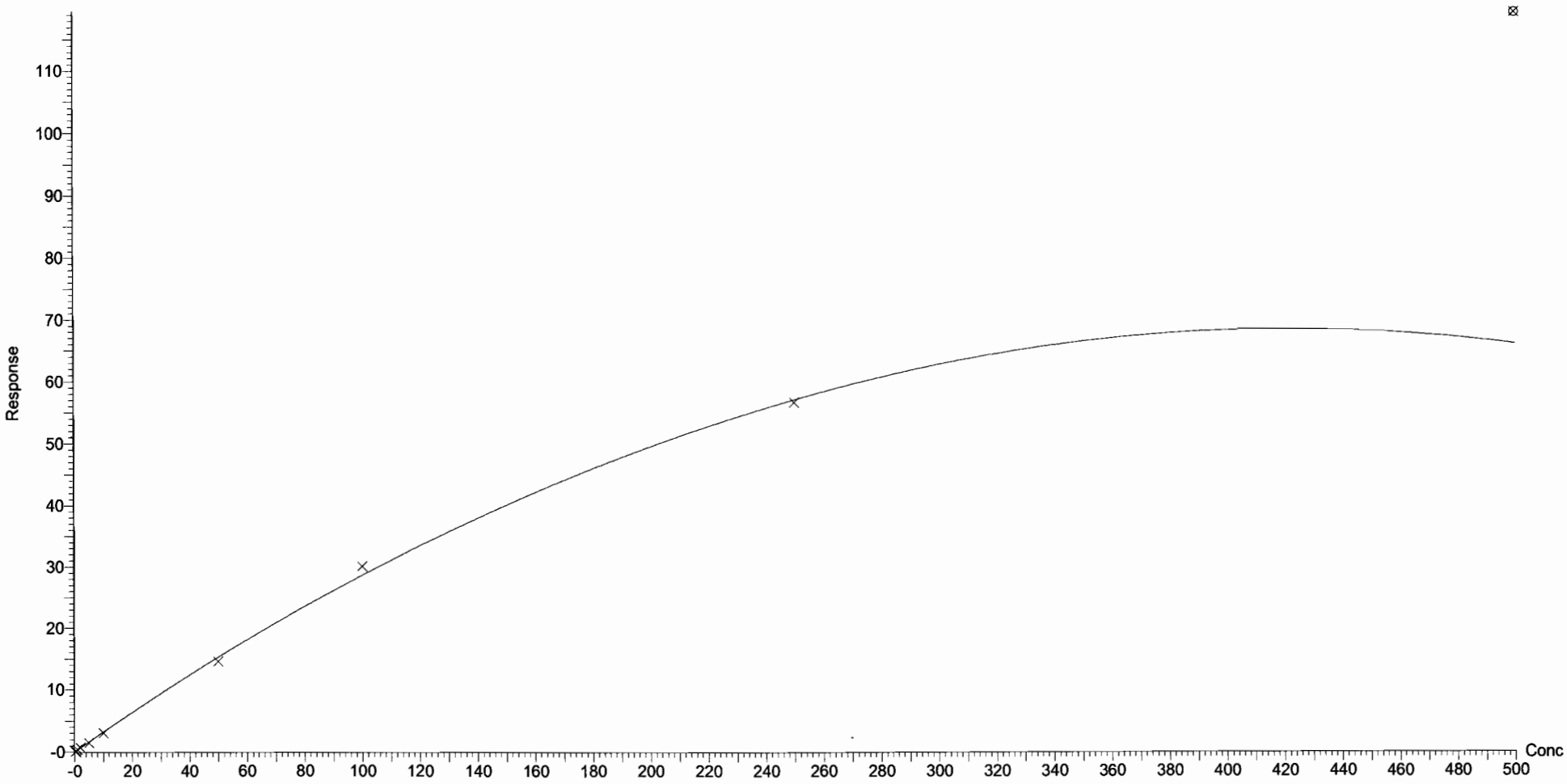

Dataset: F:\Projects\PFAS.PRO\Results\180201M2\180201M2-CRV.qld

Last Altered: Friday, February 02, 2018 08:56:36 Pacific Standard Time
Printed: Friday, February 02, 2018 09:16:02 Pacific Standard Time

Compound name: PFNS
Coefficient of Determination: R^2 = 0.998790
Calibration curve: -0.000310309 * x^2 + 0.89006 * x + 0.0327266
Response type: Internal Std (Ref 44), Area * (IS Conc. / IS Area)
Curve type: 2nd Order, Origin: Exclude, Weighting: 1/x, Axis trans: None

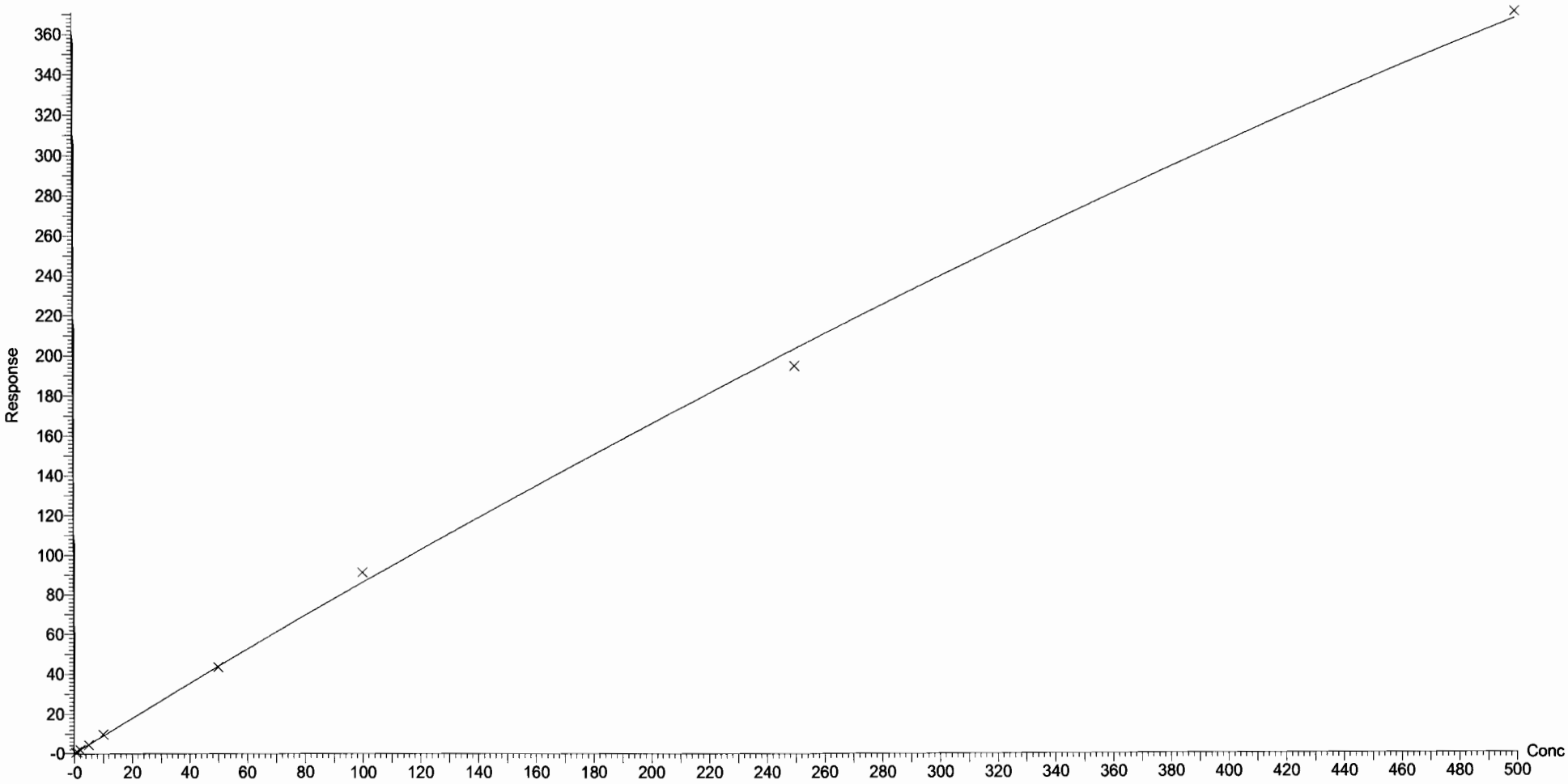

Dataset: F:\Projects\PFAS.PRO\Results\180201M2\180201M2-CRV.qld

Last Altered: Friday, February 02, 2018 08:56:36 Pacific Standard Time
Printed: Friday, February 02, 2018 09:16:02 Pacific Standard Time

Compound name: N-MeFOSAA
Coefficient of Determination: R^2 = 0.998624
Calibration curve: -0.000363125 * x^2 + 1.42776 * x + -0.075006
Response type: Internal Std (Ref 47), Area * (IS Conc. / IS Area)
Curve type: 2nd Order, Origin: Include, Weighting: 1/x, Axis trans: None

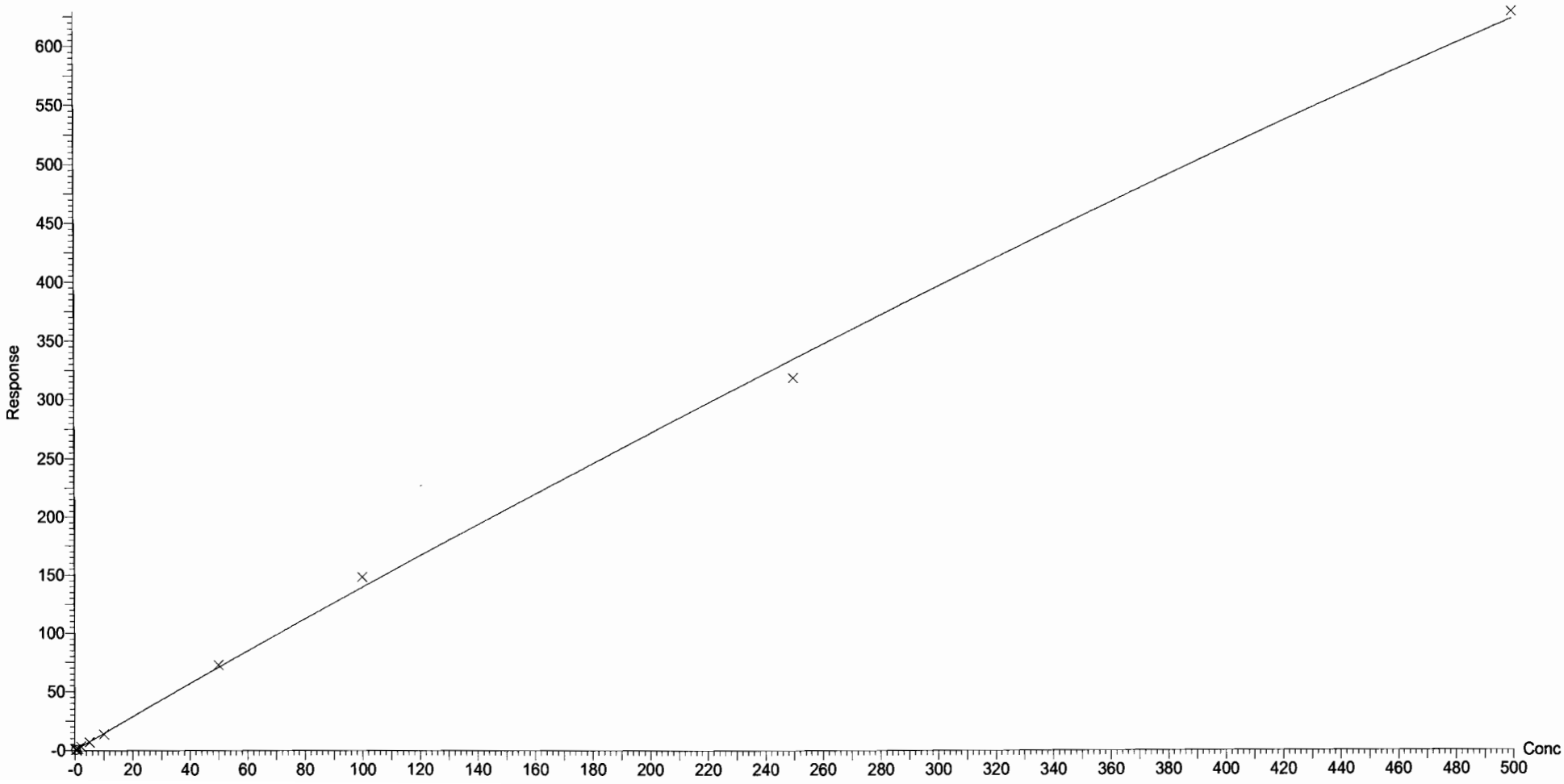

Dataset: F:\Projects\PFAS.PRO\Results\180201M2\180201M2-CRV.qld

Last Altered: Friday, February 02, 2018 08:56:36 Pacific Standard Time
Printed: Friday, February 02, 2018 09:16:02 Pacific Standard Time

Compound name: N-EtFOSAA
Coefficient of Determination: R^2 = 0.999653
Calibration curve: -0.000347341 * x^2 + 1.08324 * x + -0.0568299
Response type: Internal Std (Ref 48), Area * (IS Conc. / IS Area)
Curve type: 2nd Order, Origin: Include, Weighting: 1/x, Axis trans: None

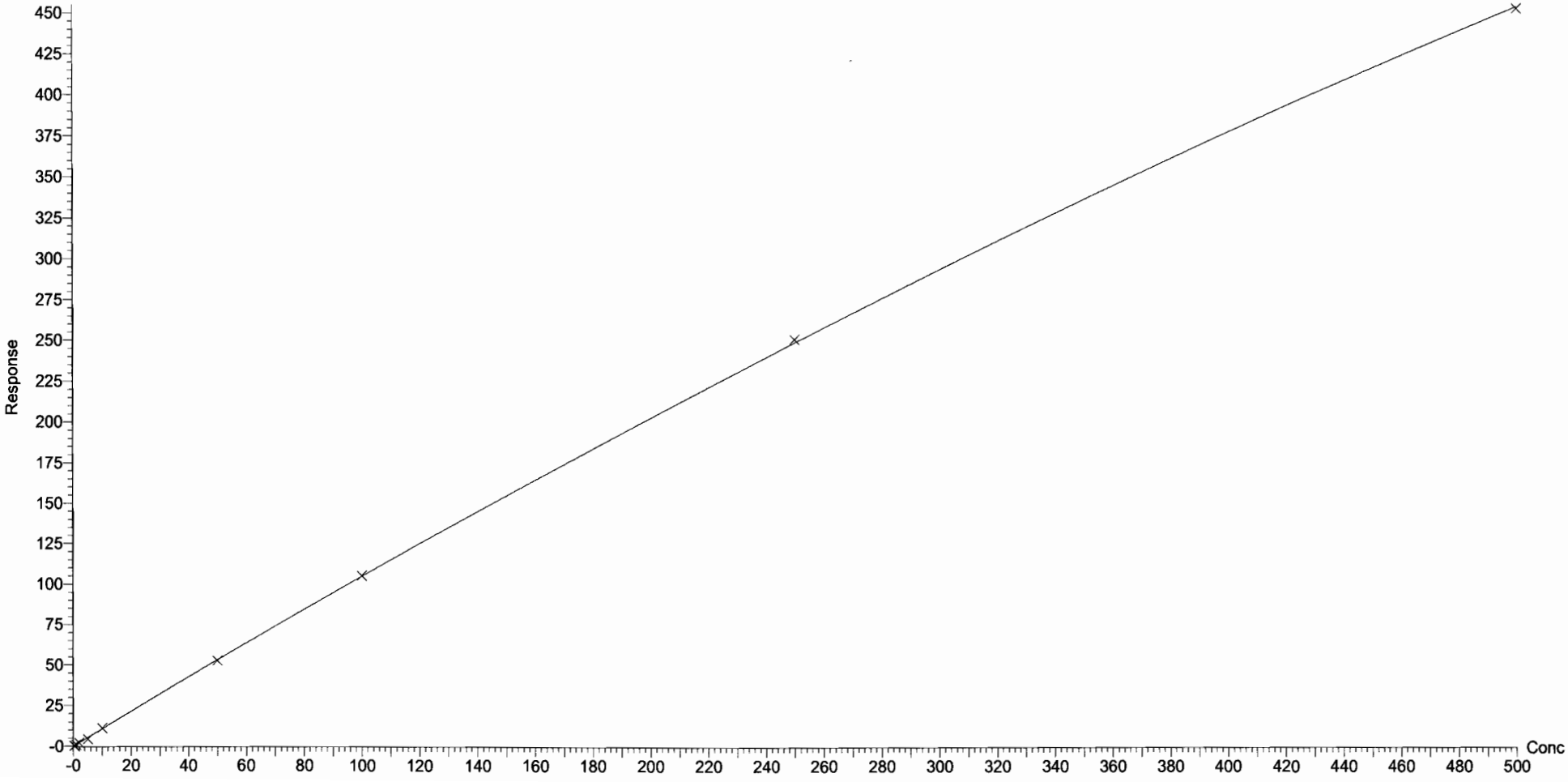

Dataset: F:\Projects\PFAS.PRO\Results\180201M2\180201M2-CRV.qld

Last Altered: Friday, February 02, 2018 08:56:36 Pacific Standard Time
Printed: Friday, February 02, 2018 09:16:02 Pacific Standard Time

Compound name: PFUdA
Coefficient of Determination: R^2 = 0.997854
Calibration curve: -0.000256831 * x^2 + 1.1318 * x + 0.0323822
Response type: Internal Std (Ref 49), Area * (IS Conc. / IS Area)
Curve type: 2nd Order, Origin: Exclude, Weighting: 1/x, Axis trans: None

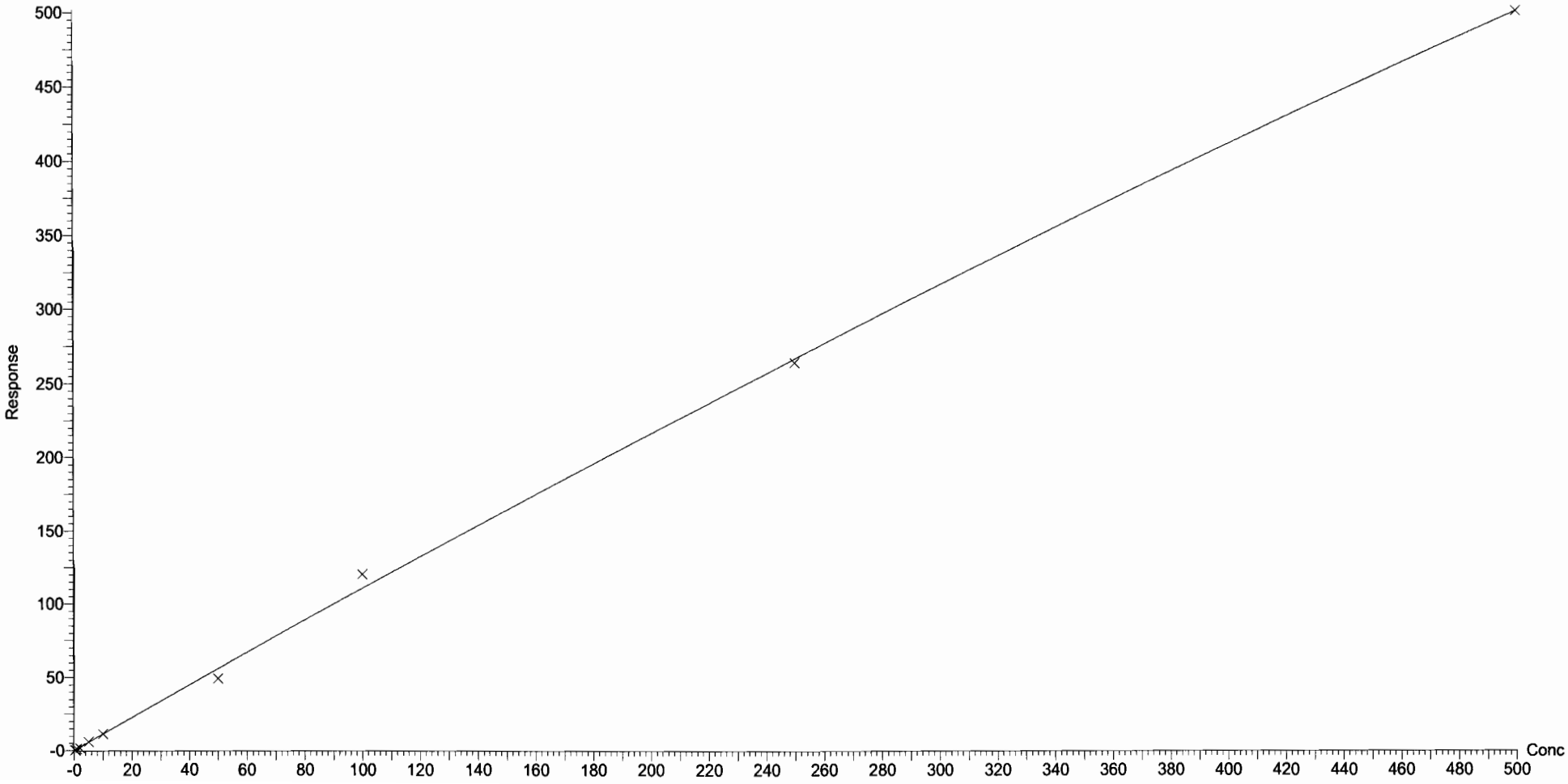

Dataset: F:\Projects\PFAS.PRO\Results\180201M2\180201M2-CRV.qld

Last Altered: Friday, February 02, 2018 08:56:36 Pacific Standard Time
Printed: Friday, February 02, 2018 09:16:02 Pacific Standard Time

Compound name: PFDS
Coefficient of Determination: R^2 = 0.994051
Calibration curve: -1.47e-005 * x^2 + 0.346528 * x + -0.012366
Response type: Internal Std (Ref 50), Area * (IS Conc. / IS Area)
Curve type: 2nd Order, Origin: Exclude, Weighting: 1/x, Axis trans: None

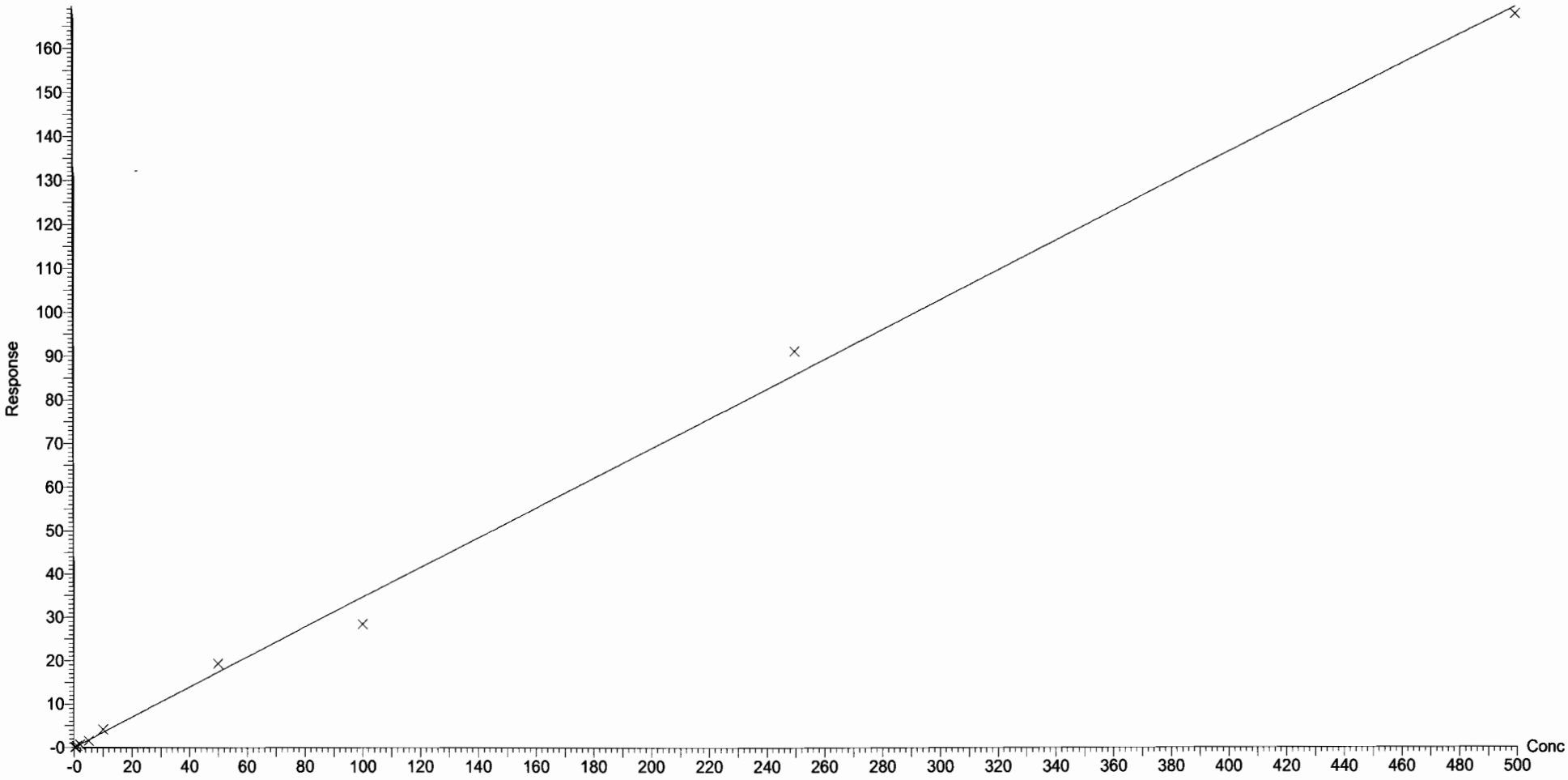

Dataset: F:\Projects\PFAS.PRO\Results\180201M2\180201M2-CRV.qld

Last Altered: Friday, February 02, 2018 08:56:36 Pacific Standard Time
Printed: Friday, February 02, 2018 09:16:02 Pacific Standard Time

Compound name: PFDoA
Coefficient of Determination: R^2 = 0.997264
Calibration curve: -0.000708969 * x^2 + 1.83544 * x + -0.0621147
Response type: Internal Std (Ref 50), Area * (IS Conc. / IS Area)
Curve type: 2nd Order, Origin: Exclude, Weighting: 1/x, Axis trans: None

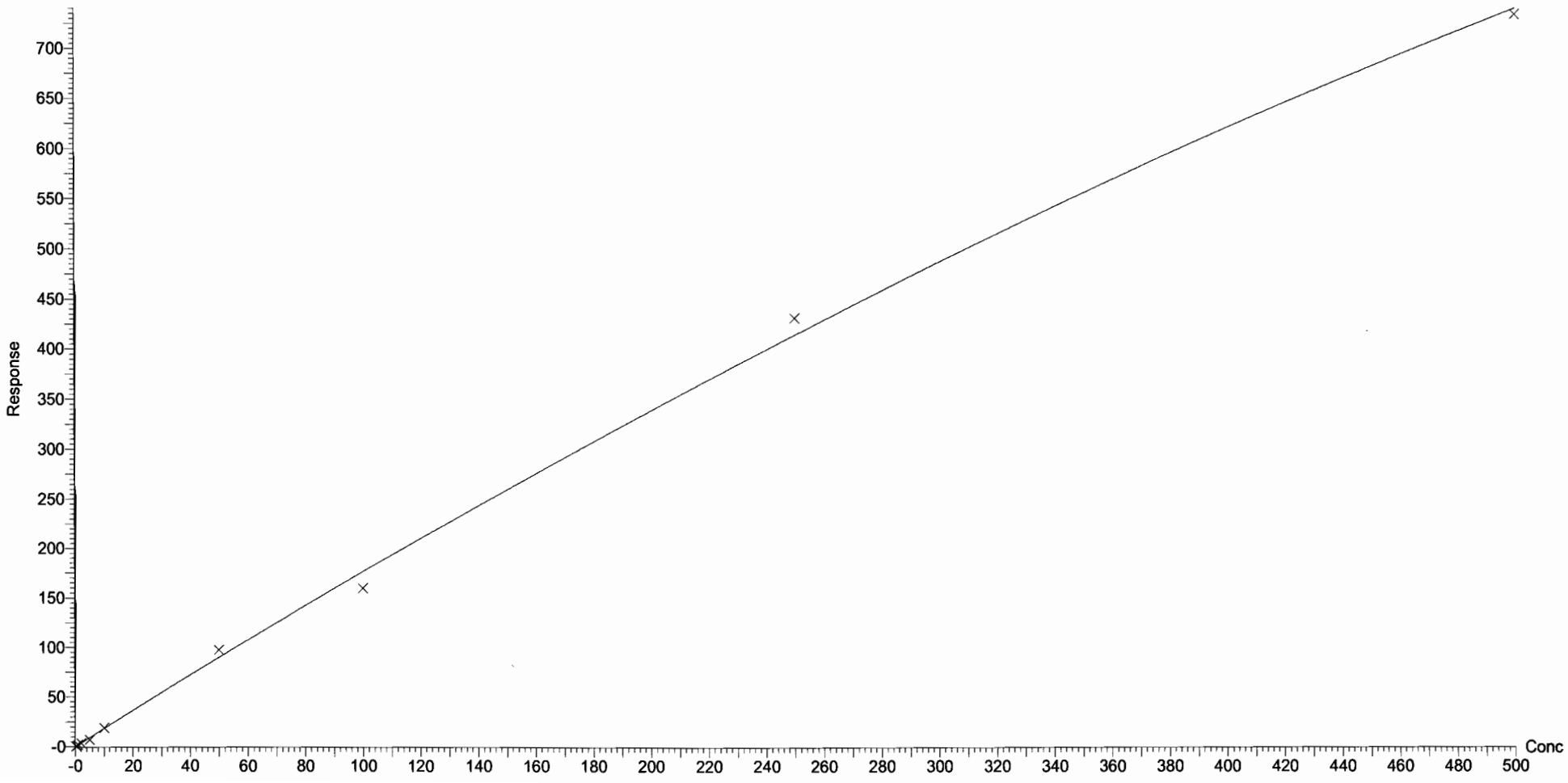

Dataset: F:\Projects\PFAS.PRO\Results\180201M2\180201M2-CRV.qld

Last Altered: Friday, February 02, 2018 08:56:36 Pacific Standard Time
Printed: Friday, February 02, 2018 09:16:02 Pacific Standard Time

Compound name: N-MeFOSA
Correlation coefficient: r = 0.998754, r^2 = 0.997509
Calibration curve: 0.965539 * x + 0.338146
Response type: Internal Std (Ref 51), Area * (IS Conc. / IS Area)
Curve type: Linear, Origin: Include, Weighting: 1/x, Axis trans: None

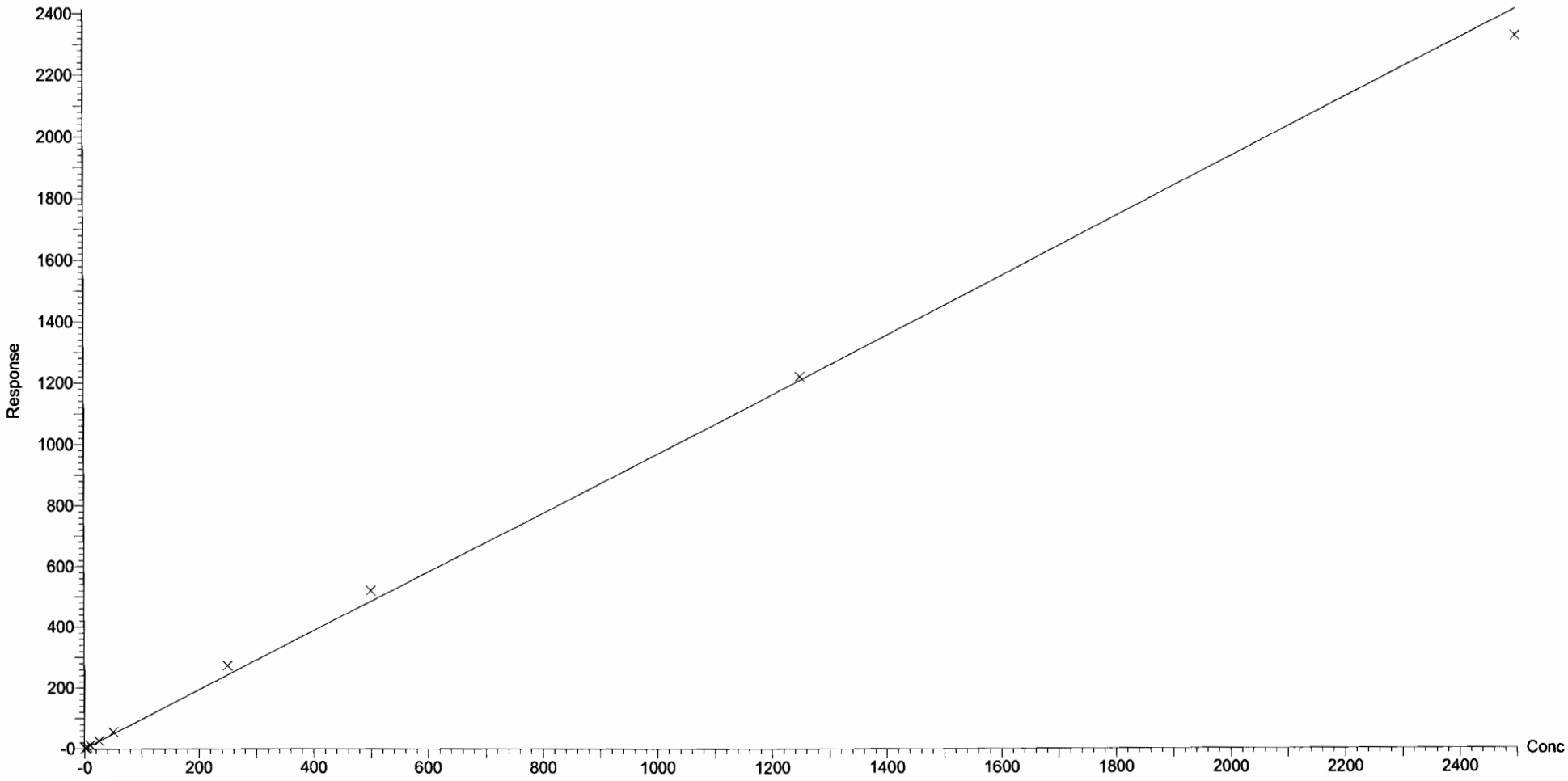

Vista Analytical Laboratory Q1

Dataset: F:\Projects\PFAS.PRO\Results\180201M2\180201M2-CRV.qld

Last Altered: Friday, February 02, 2018 08:56:36 Pacific Standard Time
Printed: Friday, February 02, 2018 09:16:02 Pacific Standard Time

Compound name: PFTrDA
Coefficient of Determination: R^2 = 0.998862
Calibration curve: -0.00612122 * x^2 + 4.14698 * x + 0.107854
Response type: Internal Std (Ref 52), Area * (IS Conc. / IS Area)
Curve type: 2nd Order, Origin: Exclude, Weighting: 1/x, Axis trans: None

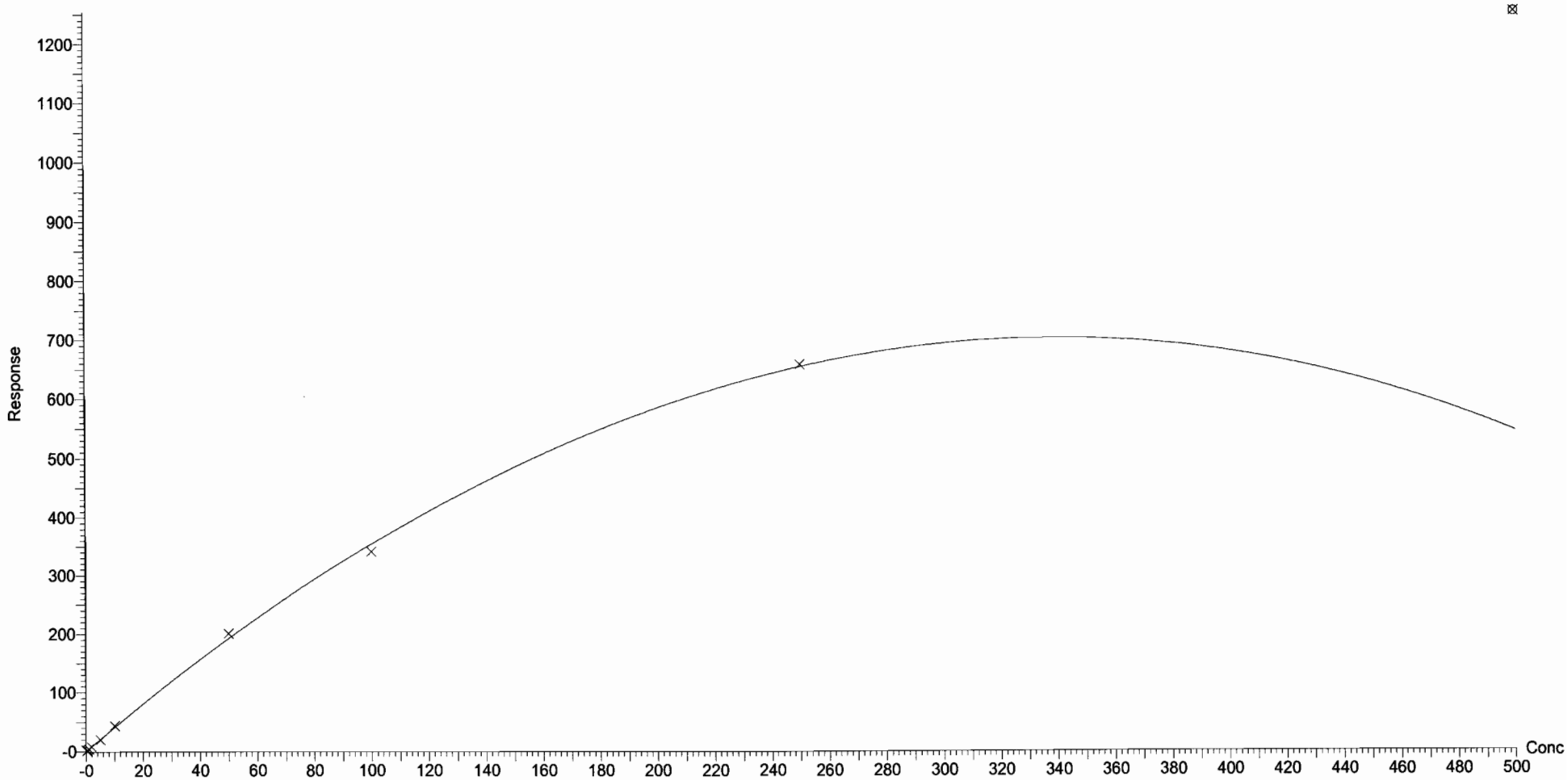

Dataset: F:\Projects\PFAS.PRO\Results\180201M2\180201M2-CRV.qld

Last Altered: Friday, February 02, 2018 08:56:36 Pacific Standard Time
Printed: Friday, February 02, 2018 09:16:02 Pacific Standard Time

Compound name: PFTeDA
Coefficient of Determination: R^2 = 0.996729
Calibration curve: -0.00151355 * x^2 + 2.14066 * x + 0.339985
Response type: Internal Std (Ref 52), Area * (IS Conc. / IS Area)
Curve type: 2nd Order, Origin: Exclude, Weighting: 1/x, Axis trans: None

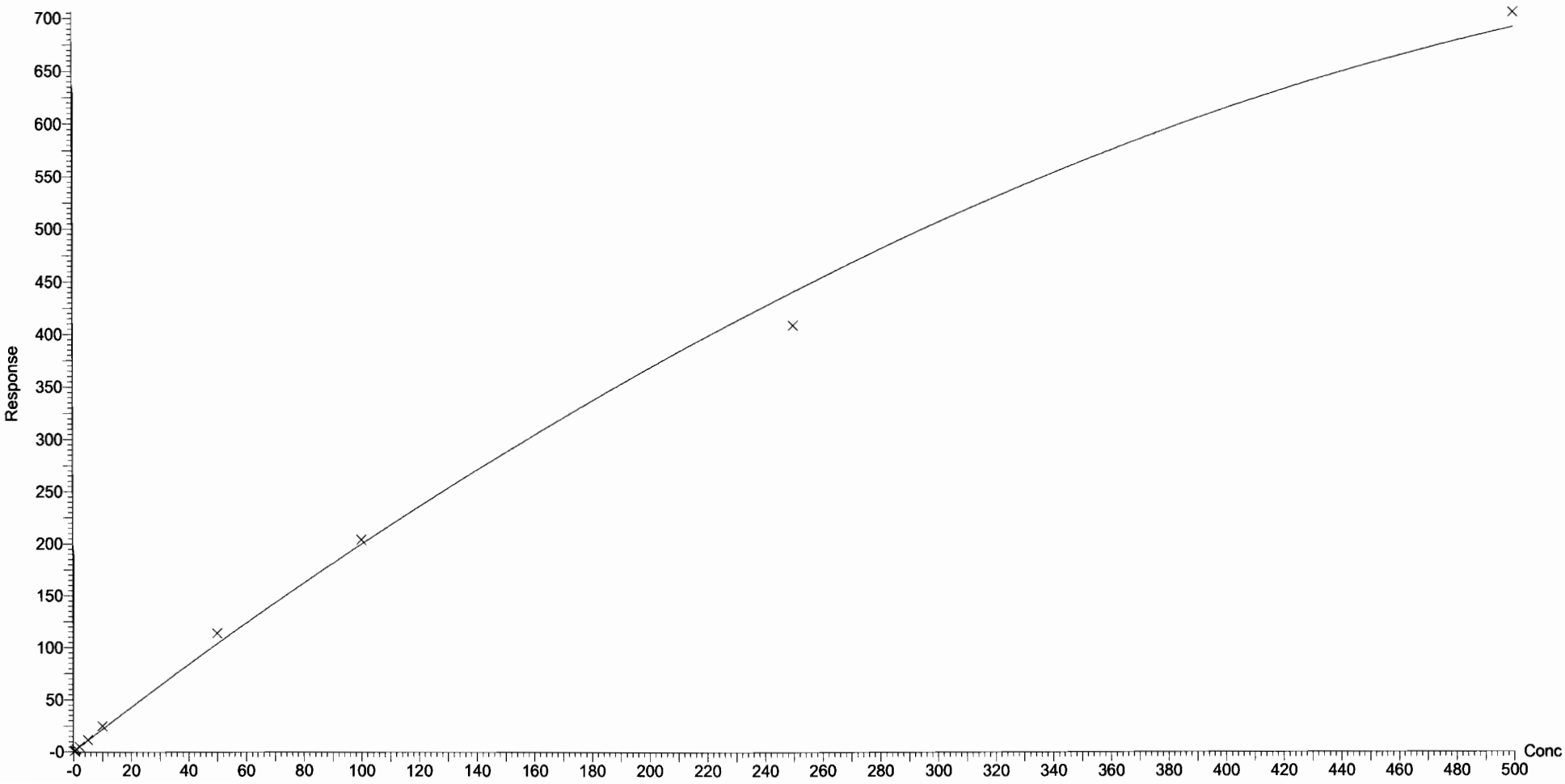

Dataset: F:\Projects\PFAS.PRO\Results\180201M2\180201M2-CRV.qld

Last Altered: Friday, February 02, 2018 08:56:36 Pacific Standard Time
Printed: Friday, February 02, 2018 09:16:02 Pacific Standard Time

Compound name: N-EtFOSA
Coefficient of Determination: R^2 = 0.999817
Calibration curve: -3.34121e-006 * x^2 + 0.865695 * x + 0.289617
Response type: Internal Std (Ref 53), Area * (IS Conc. / IS Area)
Curve type: 2nd Order, Origin: Exclude, Weighting: 1/x, Axis trans: None

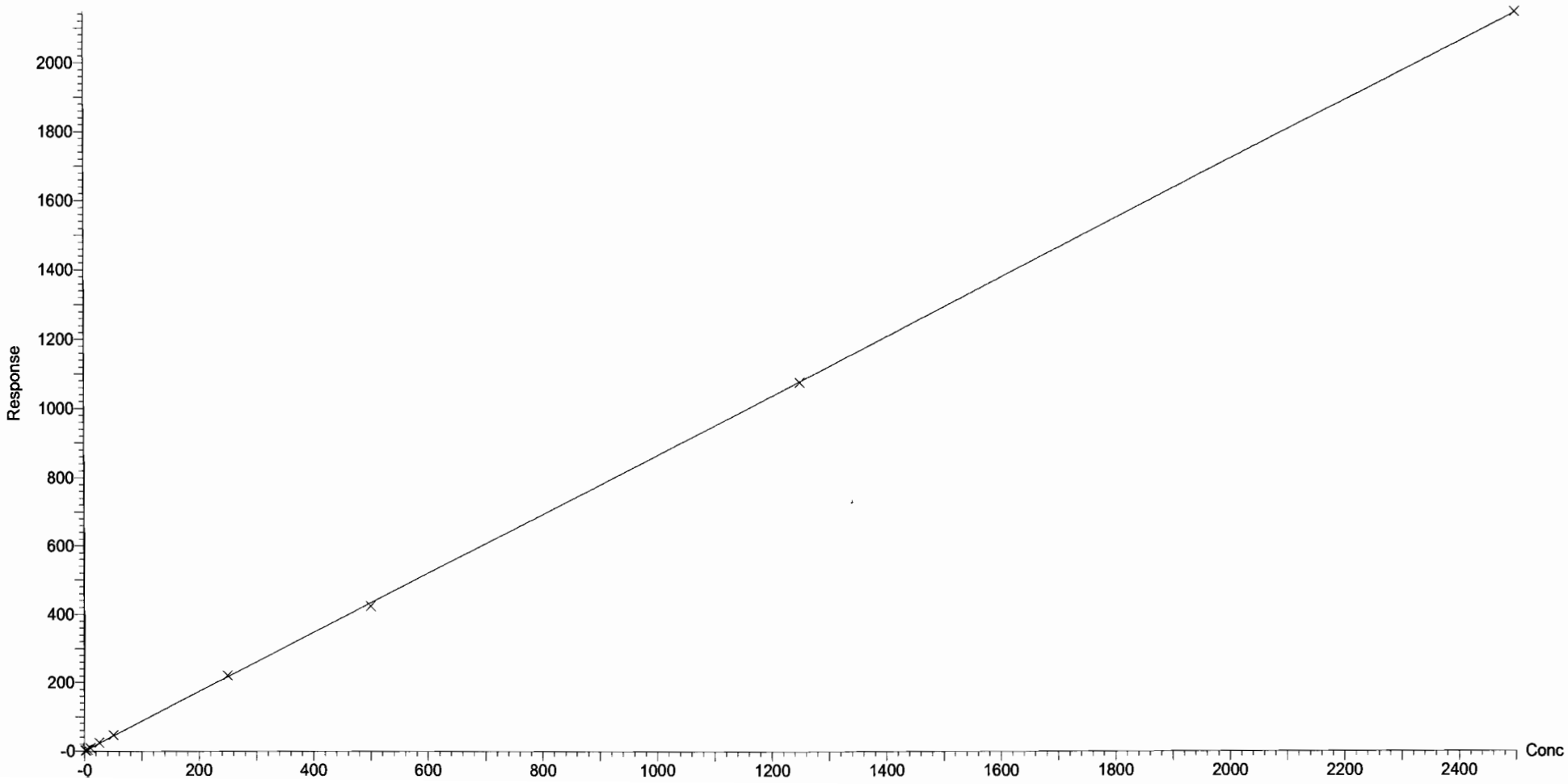

Dataset: F:\Projects\PFAS.PRO\Results\180201M2\180201M2-CRV.qld

Last Altered: Friday, February 02, 2018 08:56:36 Pacific Standard Time
Printed: Friday, February 02, 2018 09:16:02 Pacific Standard Time

Compound name: PFHxDA
Coefficient of Determination: R^2 = 0.999282
Calibration curve: -0.000546352 * x^2 + 0.663826 * x + 0.129998
Response type: Internal Std (Ref 54), Area * (IS Conc. / IS Area)
Curve type: 2nd Order, Origin: Exclude, Weighting: 1/x, Axis trans: None

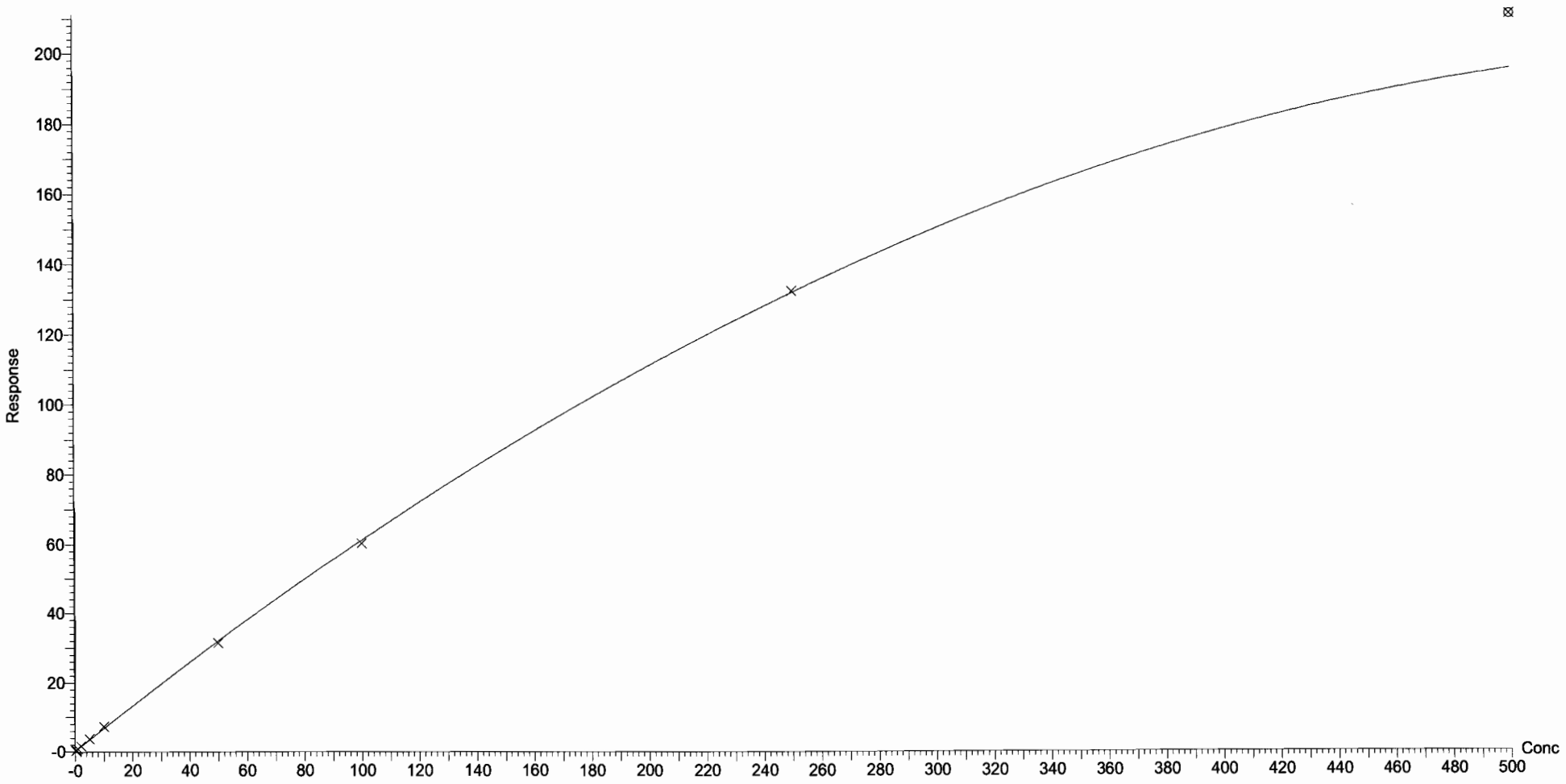

Vista Analytical Laboratory Q1

Dataset: F:\Projects\PFAS.PRO\Results\180201M2\180201M2-CRV.qld

Last Altered: Friday, February 02, 2018 08:56:36 Pacific Standard Time
Printed: Friday, February 02, 2018 09:16:02 Pacific Standard Time

Compound name: PFODA
Coefficient of Determination: R^2 = 0.999107
Calibration curve: -0.000503172 * x^2 + 0.717508 * x + 0.0259502
Response type: Internal Std (Ref 54), Area * (IS Conc. / IS Area)
Curve type: 2nd Order, Origin: Include, Weighting: 1/x, Axis trans: None

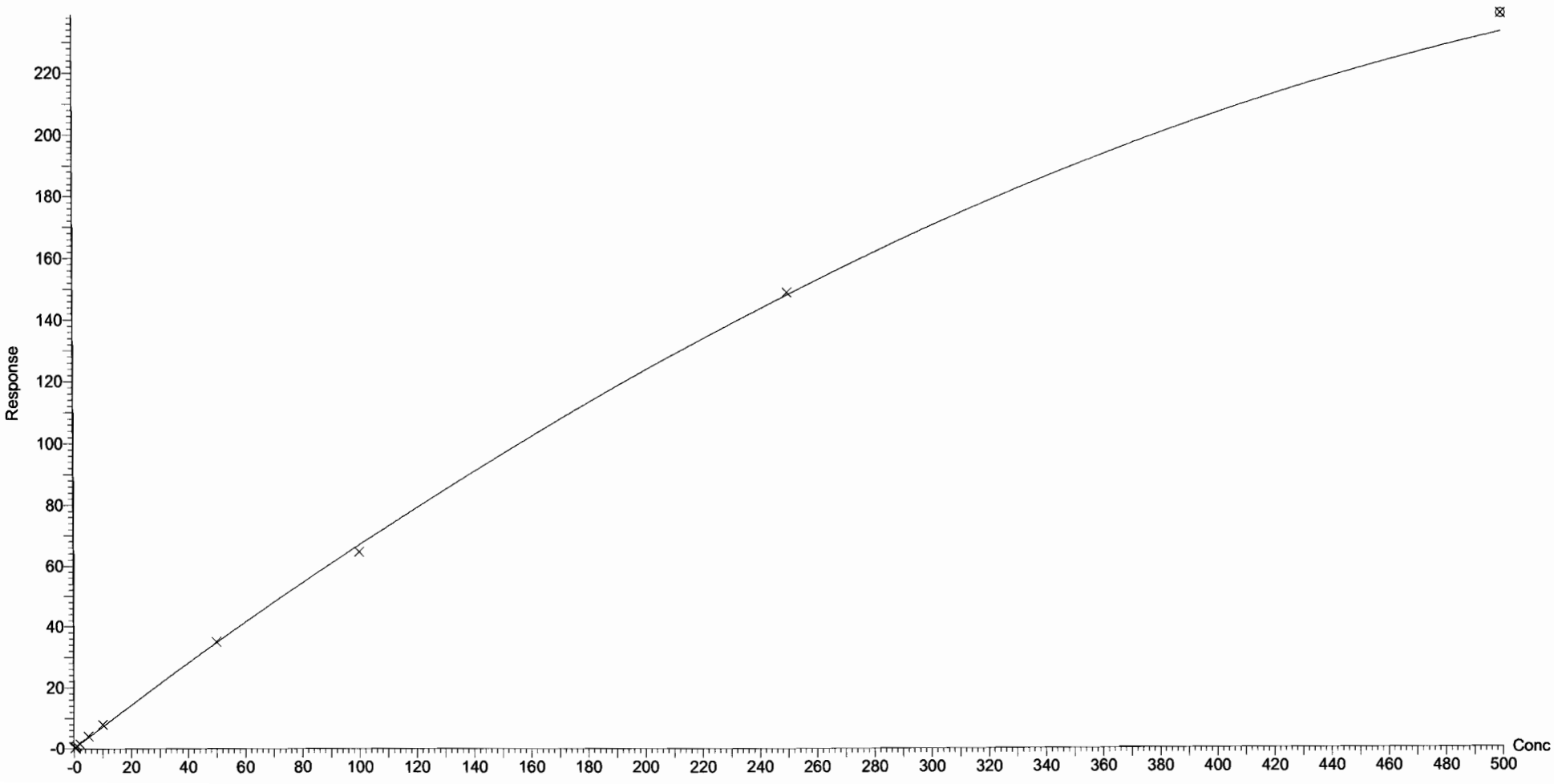

Dataset: F:\Projects\PFAS.PRO\Results\180201M2\180201M2-CRV.qld

Last Altered: Friday, February 02, 2018 08:56:36 Pacific Standard Time
Printed: Friday, February 02, 2018 09:16:02 Pacific Standard Time

Compound name: N-MeFOSE
Coefficient of Determination: R^2 = 0.997739
Calibration curve: -0.000734466 * x^2 + 1.13064 * x + 0.263653
Response type: Internal Std (Ref 55), Area * (IS Conc. / IS Area)
Curve type: 2nd Order, Origin: Exclude, Weighting: 1/x, Axis trans: None

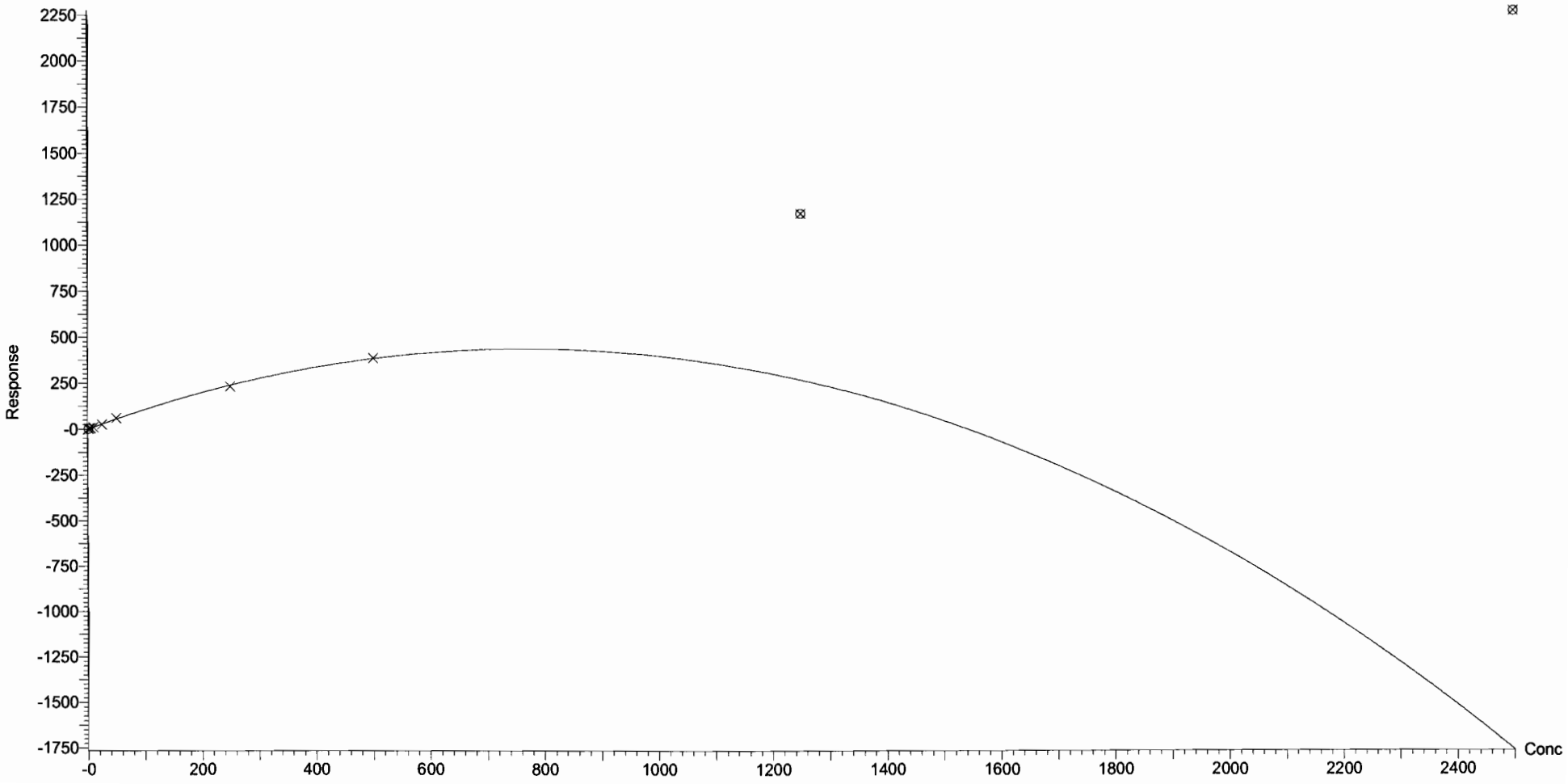

Dataset: F:\Projects\PFAS.PRO\Results\180201M2\180201M2-CRV.qld

Last Altered: Friday, February 02, 2018 08:56:36 Pacific Standard Time
Printed: Friday, February 02, 2018 09:16:02 Pacific Standard Time

Compound name: N-EtFOSE
Correlation coefficient: r = 0.999435, r^2 = 0.998871
Calibration curve: 1.19168 * x + -0.396104
Response type: Internal Std (Ref 56), Area * (IS Conc. / IS Area)
Curve type: Linear, Origin: Exclude, Weighting: 1/x, Axis trans: None

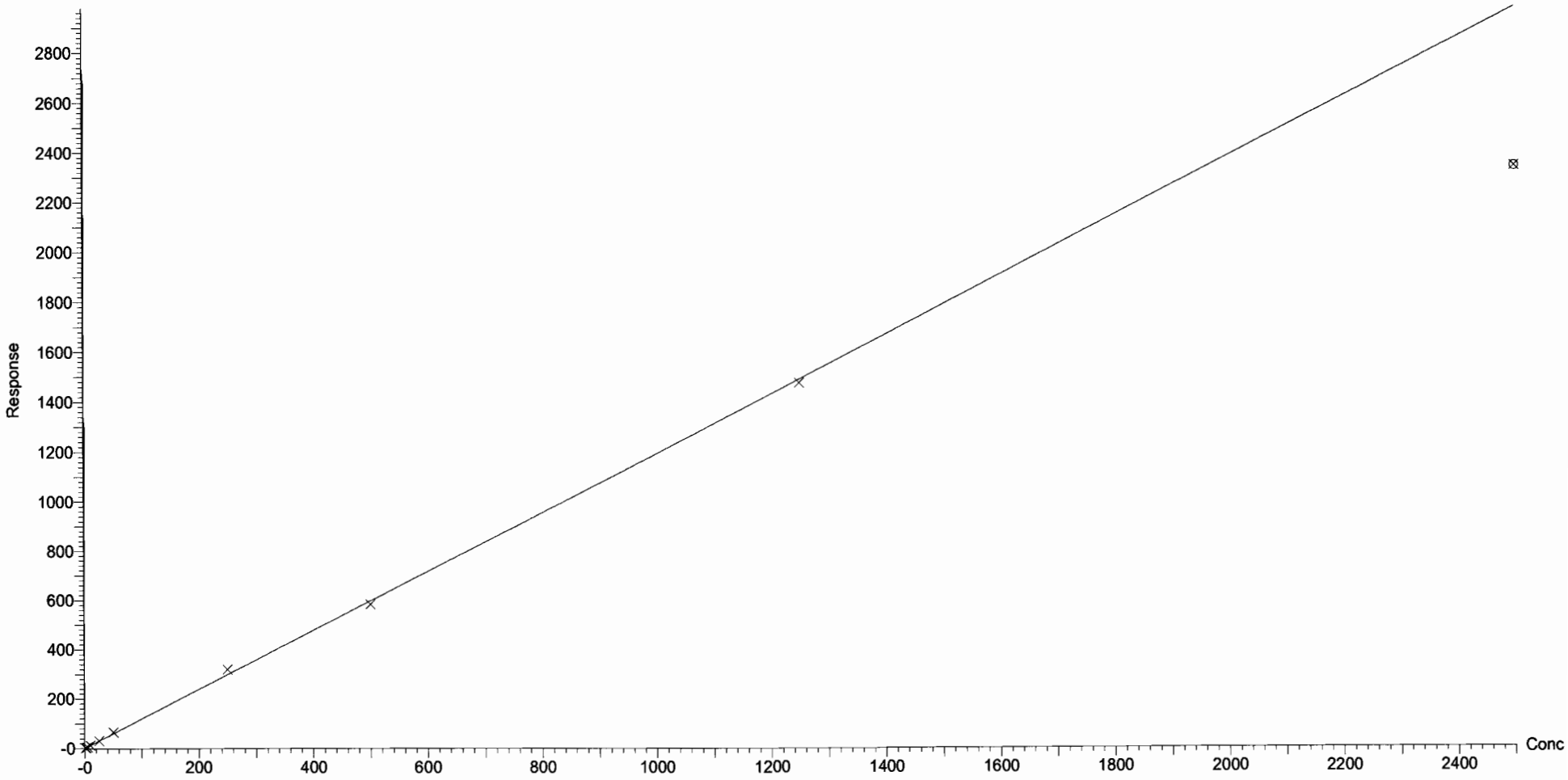

Dataset: F:\Projects\PFAS.PRO\Results\180201M2\180201M2-CRV.qld

Last Altered: Friday, February 02, 2018 08:56:36 Pacific Standard Time
Printed: Friday, February 02, 2018 08:57:12 Pacific Standard Time

Method: F:\Projects\PFAS.PRO\MethDB\PFAS_FULL_80C_020118.mdb 02 Feb 2018 08:43:15
Calibration: F:\Projects\PFAS.PRO\CurveDB\C18_VAL-PFAS_Q4_02-01-18-FULL.cdb 02 Feb 2018 08:56:36

Name: 180201M2_2, Date: 01-Feb-2018, Time: 10:52:18, ID: ST180201M2-1 PFC CS-2 18A3007, Description: PFC CS-2 18A3007

PFBA

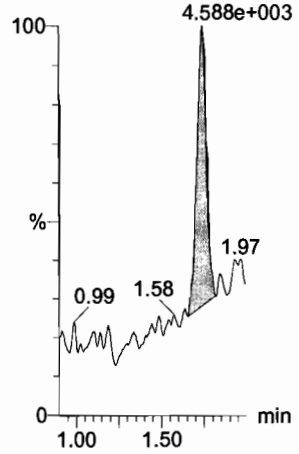

PFPeA

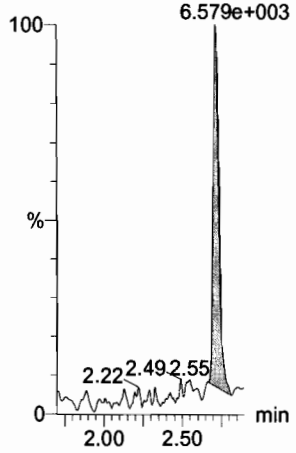

PFBS

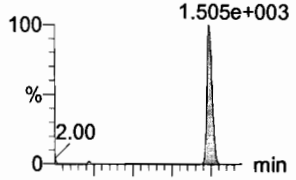

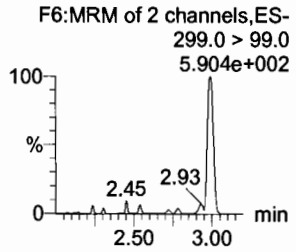

4:2 FTS

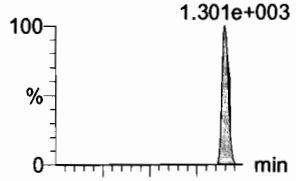

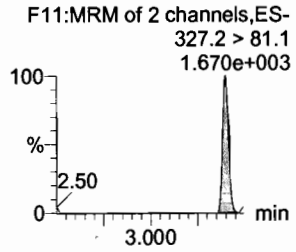

PFHxA

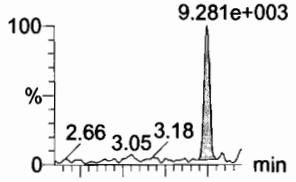

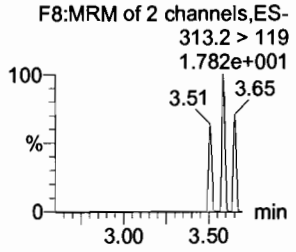

PFPeS

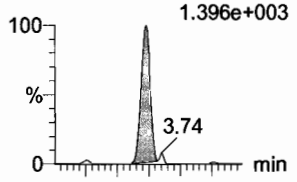

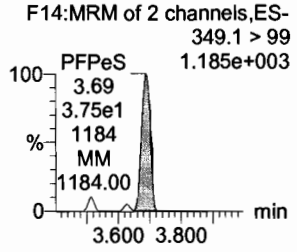

13C3-PFBA

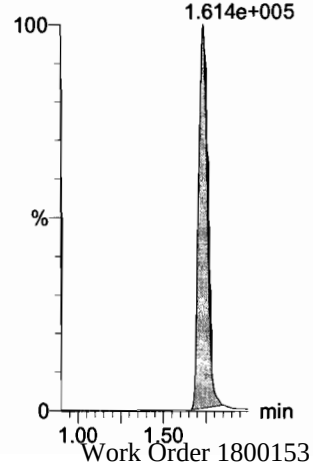

13C3-PFPeA



13C3-PFBS

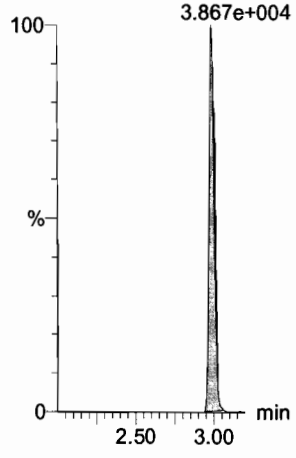

13C3-PFBS

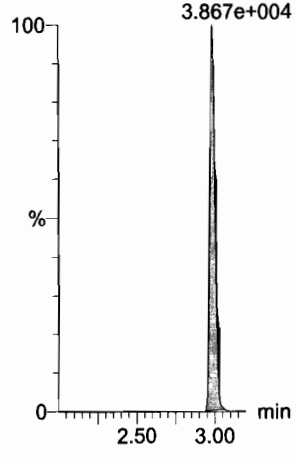

13C2-PFHxA

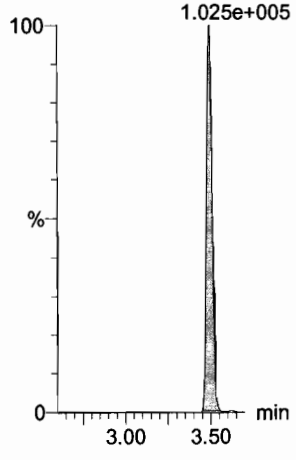

13C3-PFBS

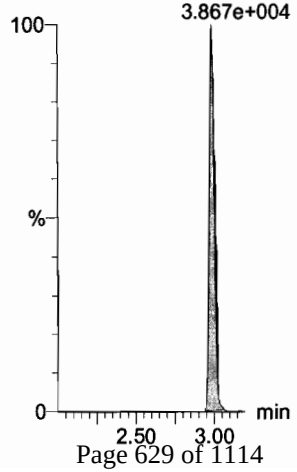

Dataset: F:\Projects\PFAS.PRO\Results\180201M2\180201M2-CRV.qld

Last Altered: Friday, February 02, 2018 08:56:36 Pacific Standard Time
Printed: Friday, February 02, 2018 08:57:12 Pacific Standard Time

Name: 180201M2_2, Date: 01-Feb-2018, Time: 10:52:18, ID: ST180201M2-1 PFC CS-2 18A3007, Description: PFC CS-2 18A3007

PFHpA

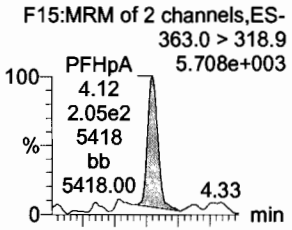

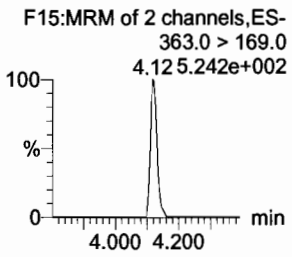

L-PFHxS

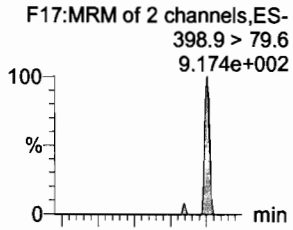

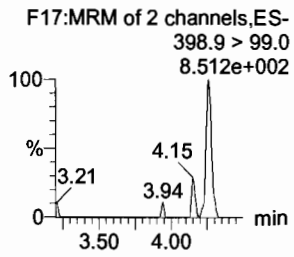

6:2 FTS

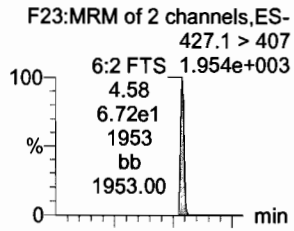

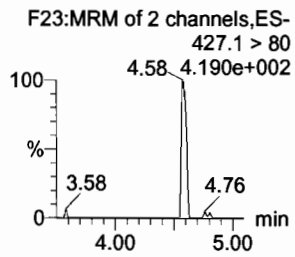

L-PFOA

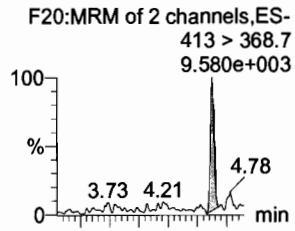

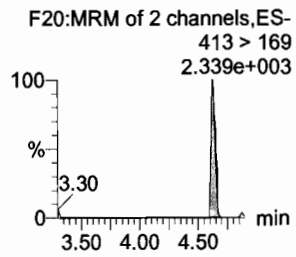

PFHpS

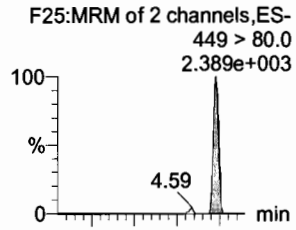

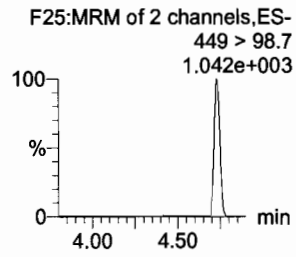

PFNA

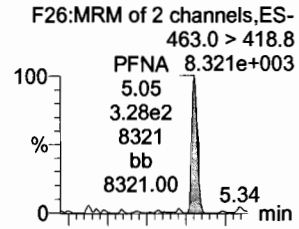

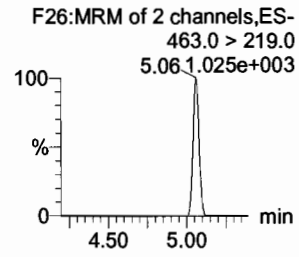

13C4-PFHpA

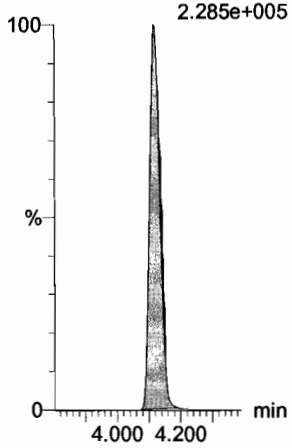

18O2-PFHxS

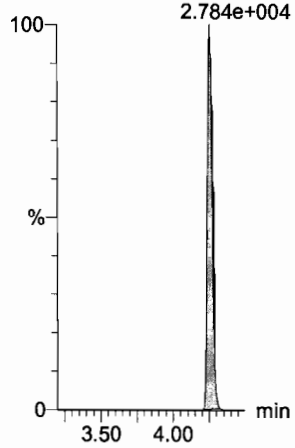

13C2-PFOA

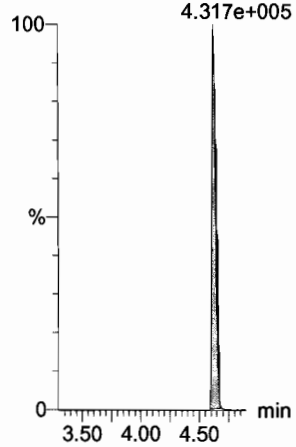

13C2-PFOA

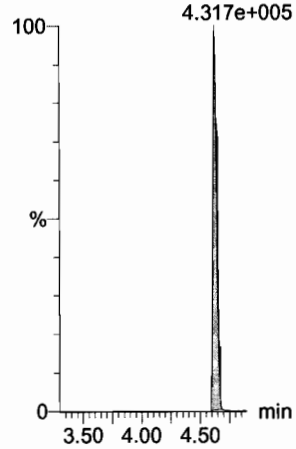

13C8-PFOS

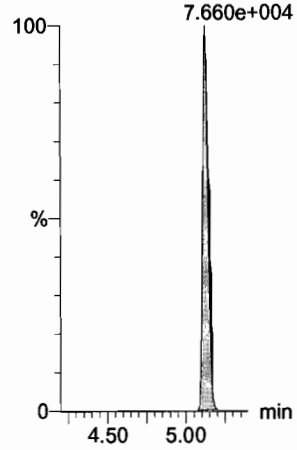

13C5-PFNA

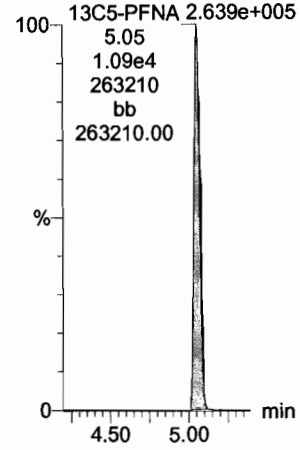

Dataset: F:\Projects\PFAS.PRO\Results\180201M2\180201M2-CRV.qld

Last Altered: Friday, February 02, 2018 08:56:36 Pacific Standard Time
Printed: Friday, February 02, 2018 08:57:12 Pacific Standard Time

Name: 180201M2_2, Date: 01-Feb-2018, Time: 10:52:18, ID: ST180201M2-1 PFC CS-2 18A3007, Description: PFC CS-2 18A3007

PFOSA

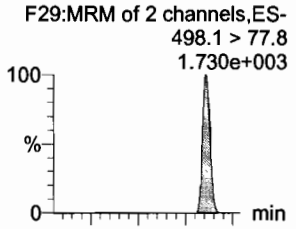

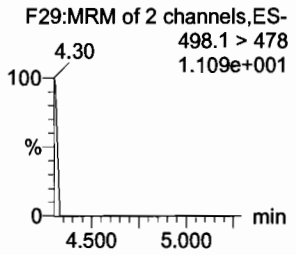

L-PFOS

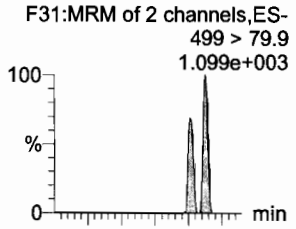

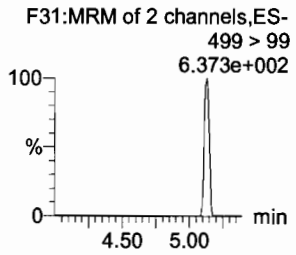

PFDA

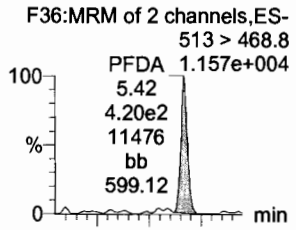

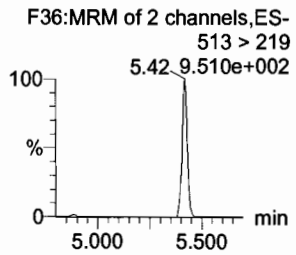

8:2 FTS

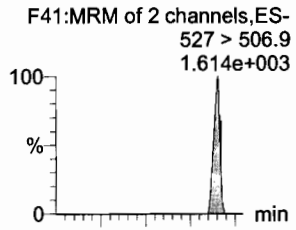

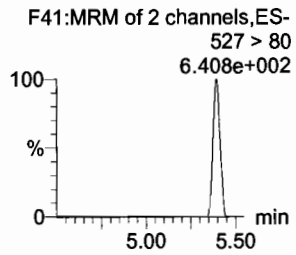

PFNS

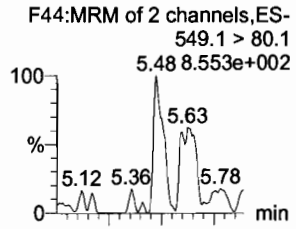

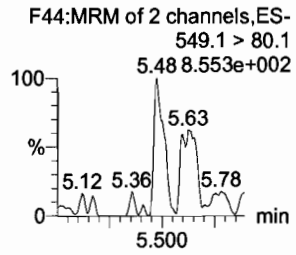

N-MeFOSAA

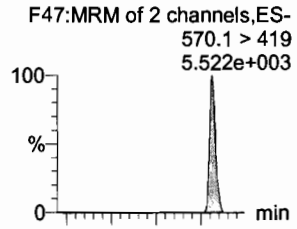

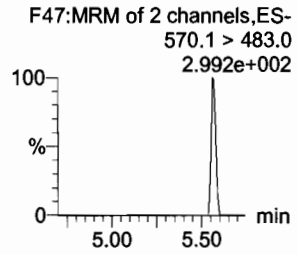

13C8-PFOSA

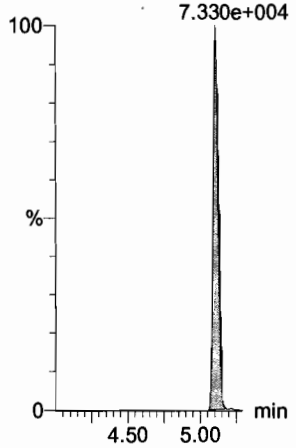

13C8-PFOS



13C2-PFDA

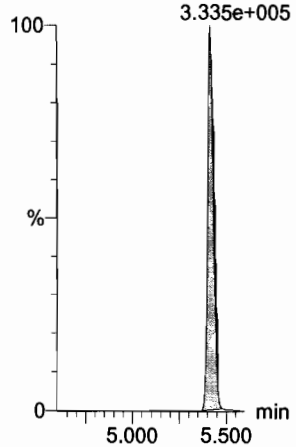

13C2-PFDA

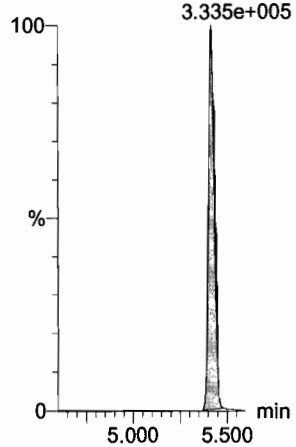

13C8-PFOS

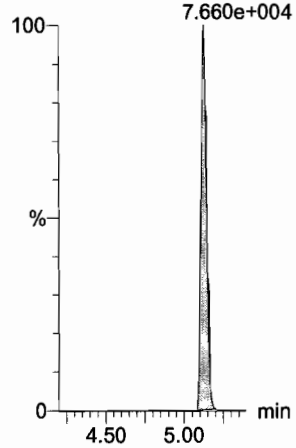

d3-N-MeFOSAA

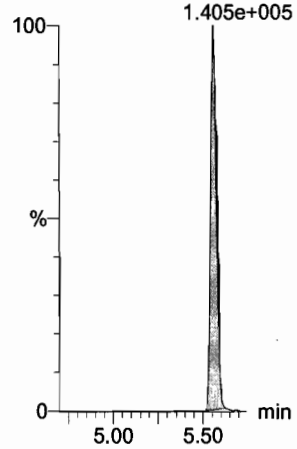

Dataset: F:\Projects\PFAS.PRO\Results\180201M2\180201M2-CRV.qld

Last Altered: Friday, February 02, 2018 08:56:36 Pacific Standard Time
Printed: Friday, February 02, 2018 08:57:12 Pacific Standard Time

Name: 180201M2_2, Date: 01-Feb-2018, Time: 10:52:18, ID: ST180201M2-1 PFC CS-2 18A3007, Description: PFC CS-2 18A3007

N-EtFOSAA

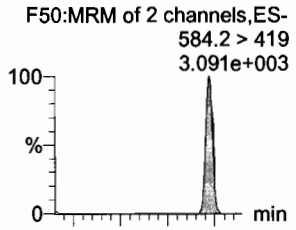

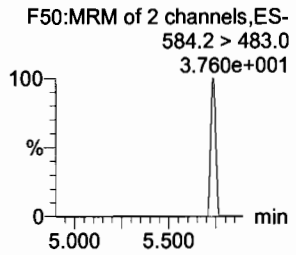

PFUdA

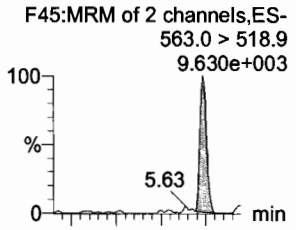

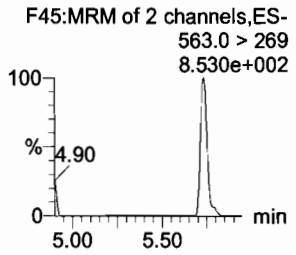

PFDS

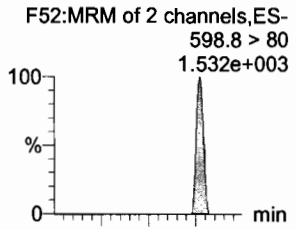

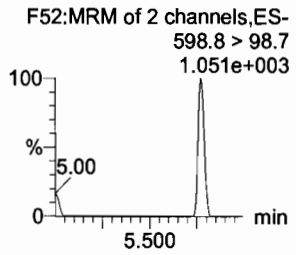

PFDoA

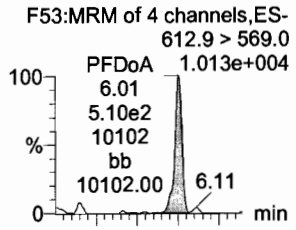

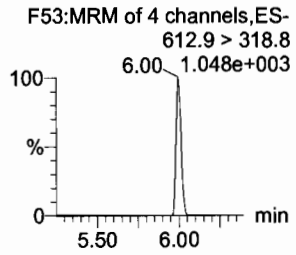

N-MeFOSA

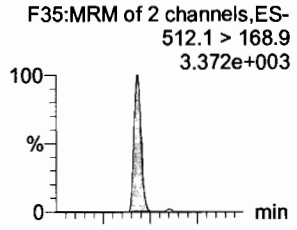

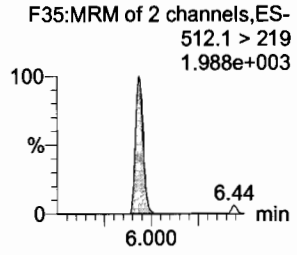

PFTrDA

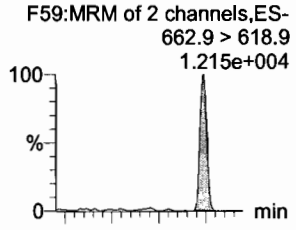

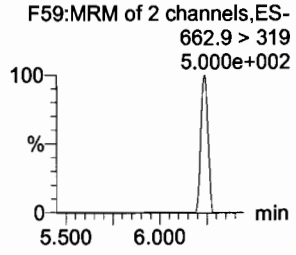

d5-N-EtFOSAA

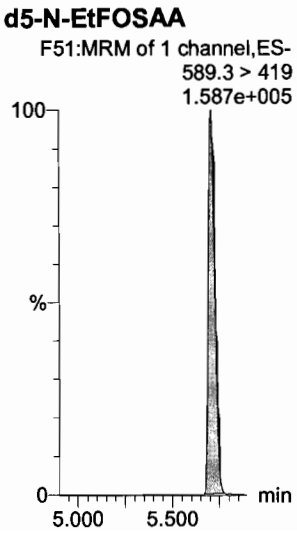

13C2-PFUdA

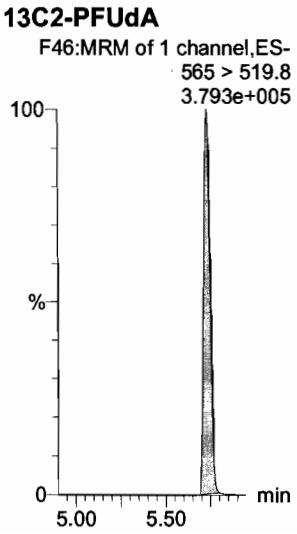

13C2-PFUdA

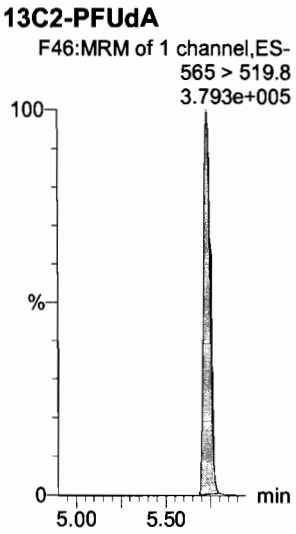

13C2-PFDoA

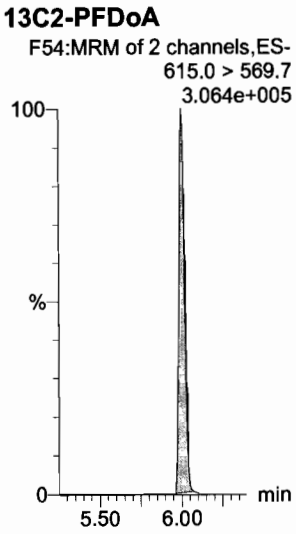

d3-N-MeFOSA



13C2-PFTeDA



Dataset: F:\Projects\PFAS.PRO\Results\180201M2\180201M2-CRV.qld

Last Altered: Friday, February 02, 2018 08:56:36 Pacific Standard Time
Printed: Friday, February 02, 2018 08:57:12 Pacific Standard Time

Name: 180201M2_2, Date: 01-Feb-2018, Time: 10:52:18, ID: ST180201M2-1 PFC CS-2 18A3007, Description: PFC CS-2 18A3007

PFTeDA

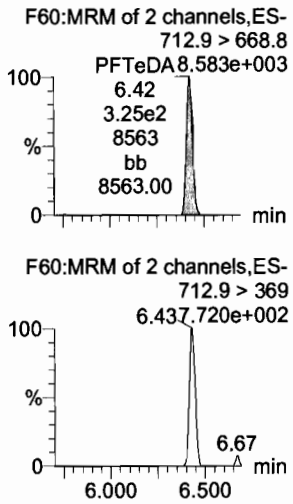

N-EtFOSA

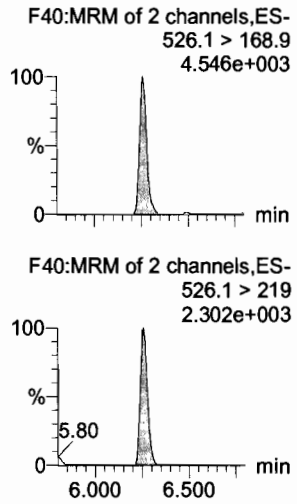

PFHxDA

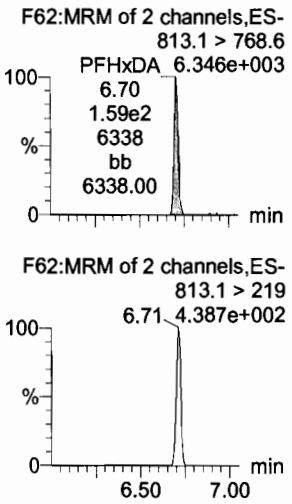

PFODA

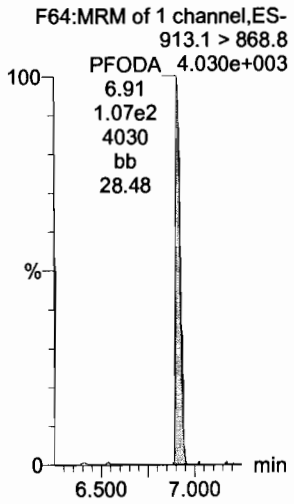

N-MeFOSE

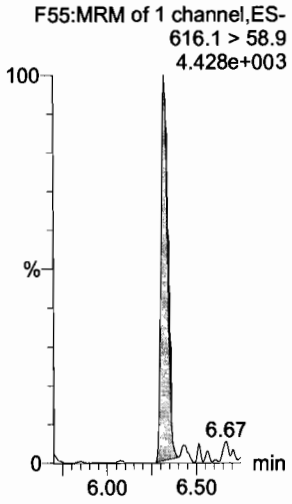

N-EtFOSE

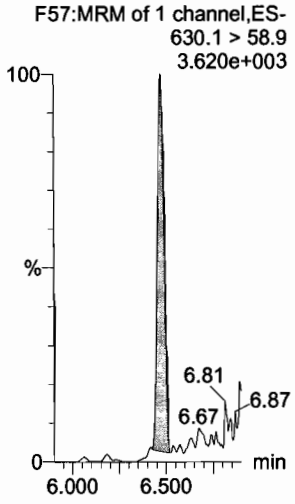

13C2-PFTeDA



d5-N-ETFOSA

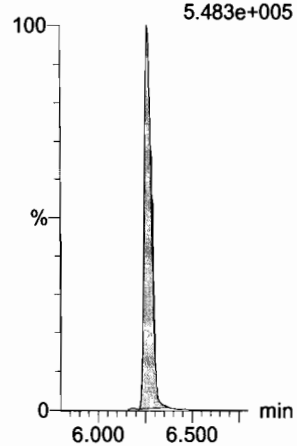

13C2-PFHxDA

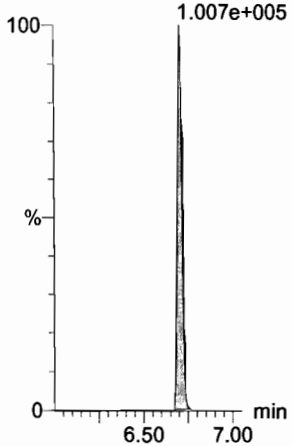

13C2-PFHxDA



d7-N-MeFOSE

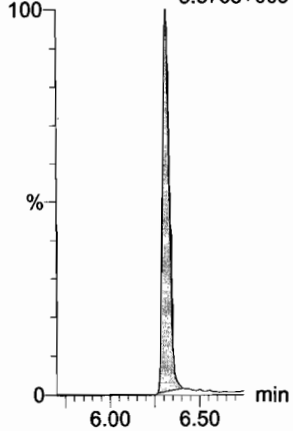

d9-N-EtFOSE

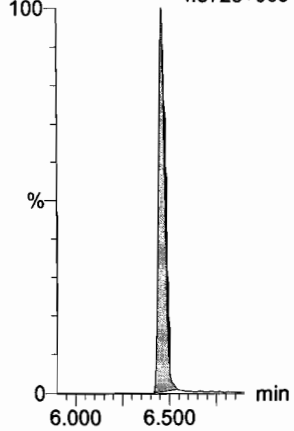

Dataset: F:\Projects\PFAS.PRO\Results\180201M2\180201M2-CRV.qld

Last Altered: Friday, February 02, 2018 08:56:36 Pacific Standard Time
Printed: Friday, February 02, 2018 08:57:12 Pacific Standard Time

Name: 180201M2_2, Date: 01-Feb-2018, Time: 10:52:18, ID: ST180201M2-1 PFC CS-2 18A3007, Description: PFC CS-2 18A3007

13C4-PFBA

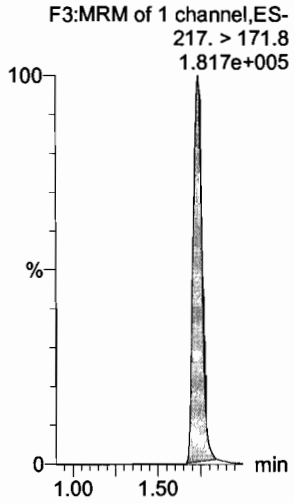

13C5-PFHxA

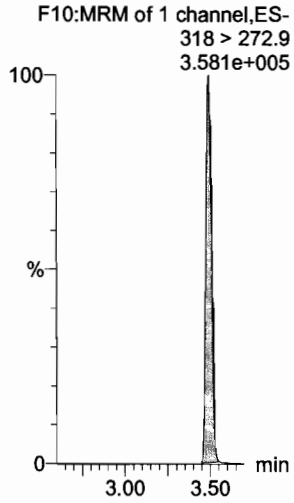

13C3-PFHxS

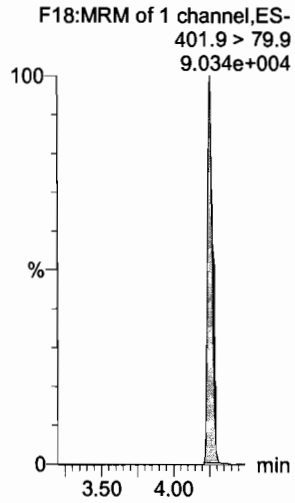

13C8-PFOA

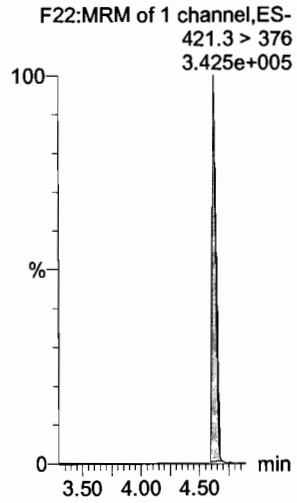

13C9-PFNA

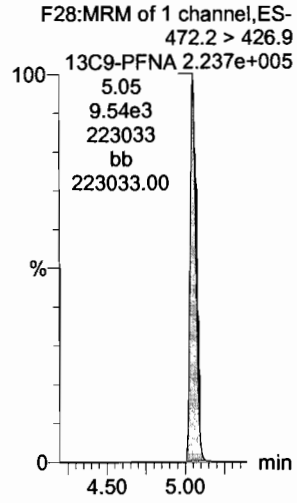

13C4-PFOS

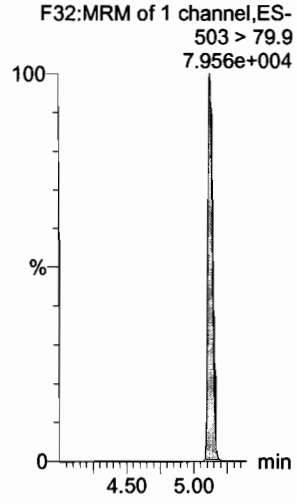

13C6-PFDA

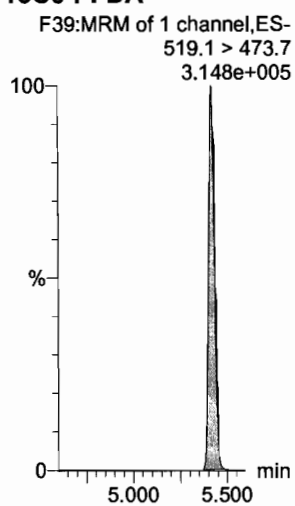

13C7-PFUdA

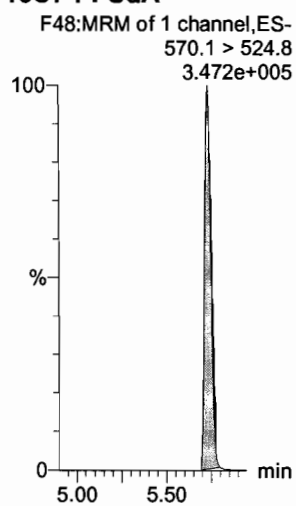

13C2-4:2 FTS

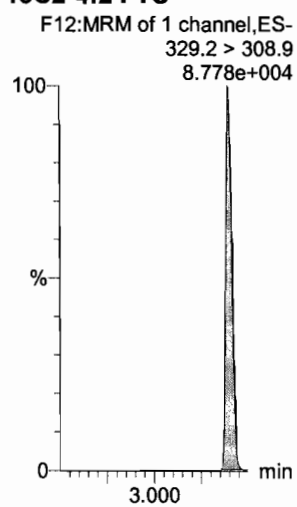

Dataset: F:\Projects\PFAS.PRO\Results\180201M2\180201M2-CRV.qld

Last Altered: Friday, February 02, 2018 08:56:36 Pacific Standard Time
Printed: Friday, February 02, 2018 08:57:12 Pacific Standard Time

Name: 180201M2_3, Date: 01-Feb-2018, Time: 11:03:45, ID: ST180201M2-2 PFC CS-1 18A3008, Description: PFC CS-1 18A3008

PFBA

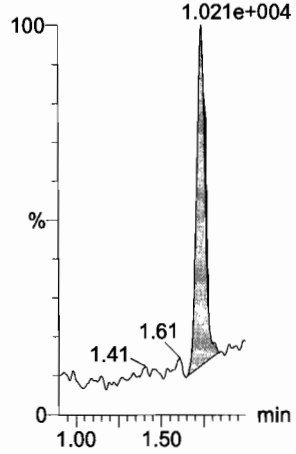

PFPeA

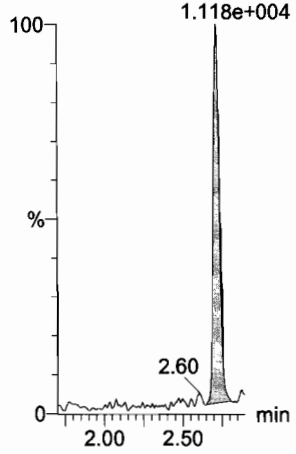

PFBS

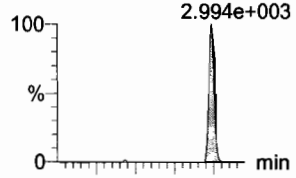

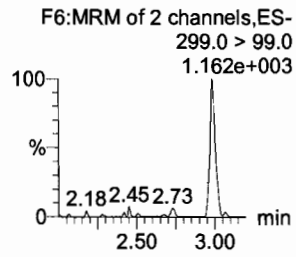

4:2 FTS

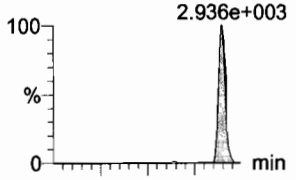

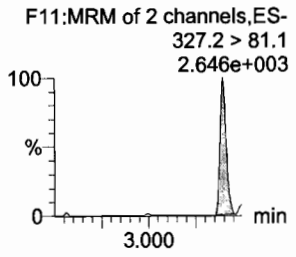

PFHxA

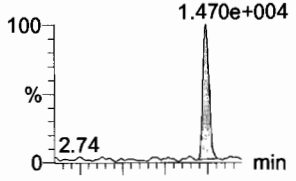

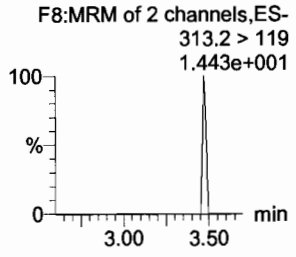

PFPeS

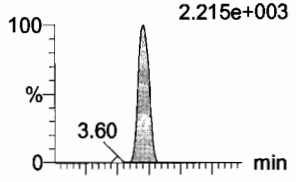

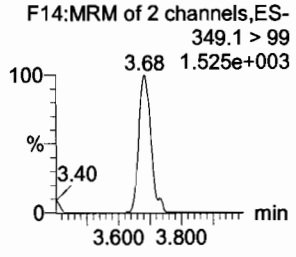

13C3-PFBA

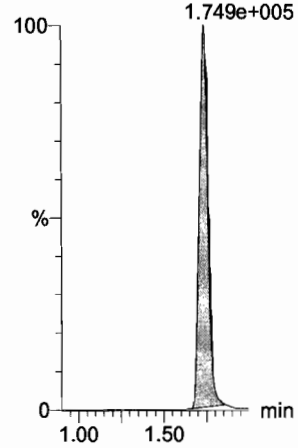

13C3-PFPeA

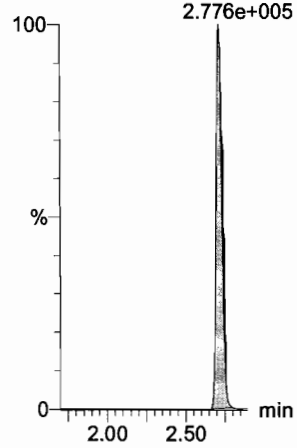

13C3-PFBS

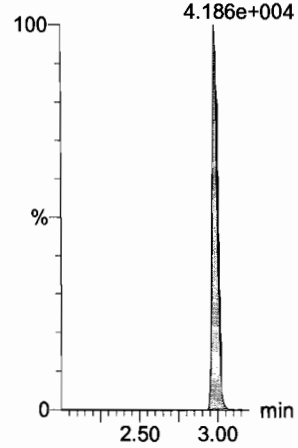

13C3-PFBS

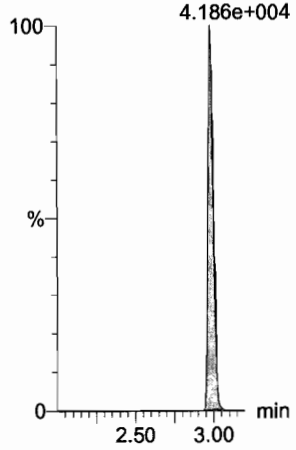

13C2-PFHxA



13C3-PFBS

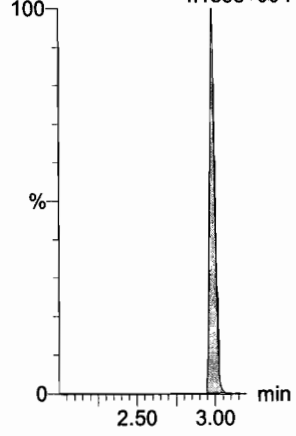

Dataset: F:\Projects\PFAS.PRO\Results\180201M2\180201M2-CRV.qld

Last Altered: Friday, February 02, 2018 08:56:36 Pacific Standard Time
Printed: Friday, February 02, 2018 08:57:12 Pacific Standard Time

Name: 180201M2_3, Date: 01-Feb-2018, Time: 11:03:45, ID: ST180201M2-2 PFC CS-1 18A3008, Description: PFC CS-1 18A3008

PFHpA

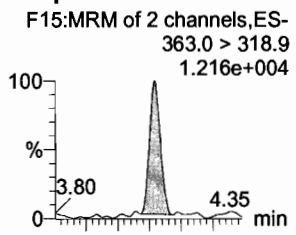

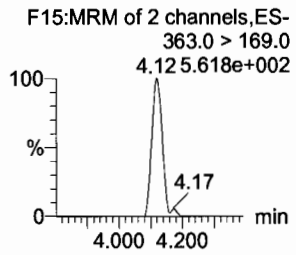

L-PFHxS

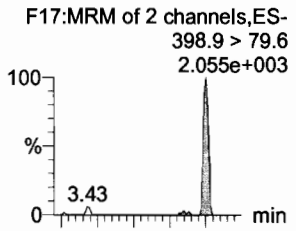

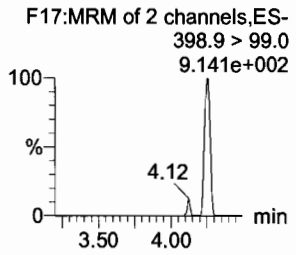

6:2 FTS

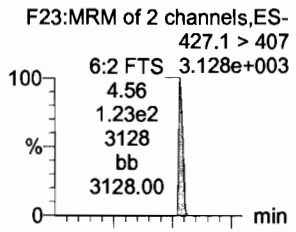

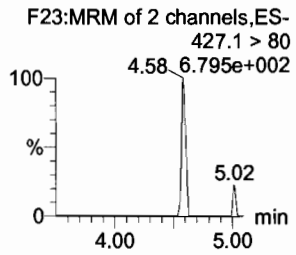

L-PFOA

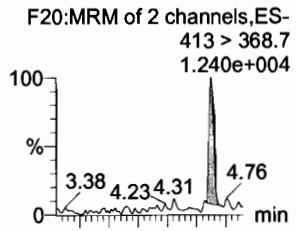

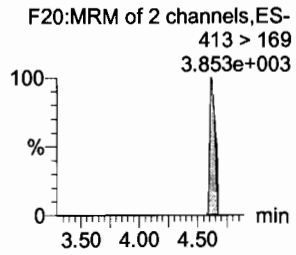

PFHpS

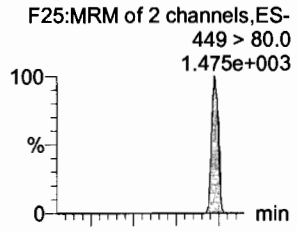

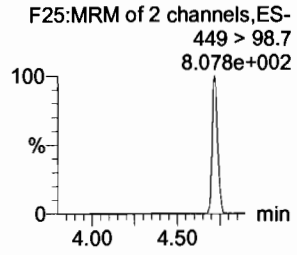

PFNA

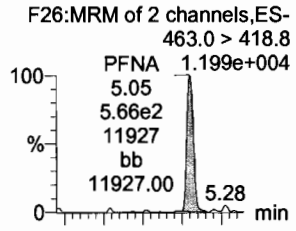

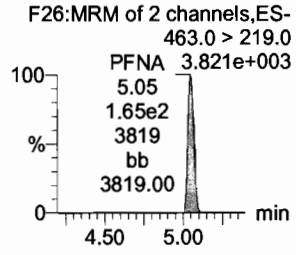

13C4-PFHpA

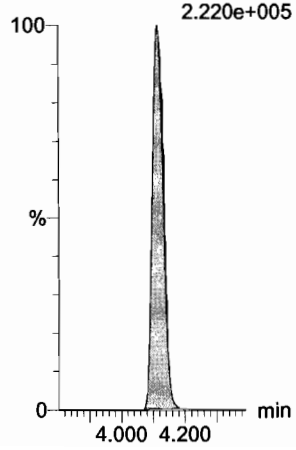

18O2-PFHxS

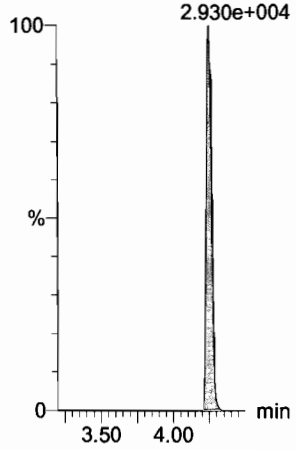

13C2-PFOA

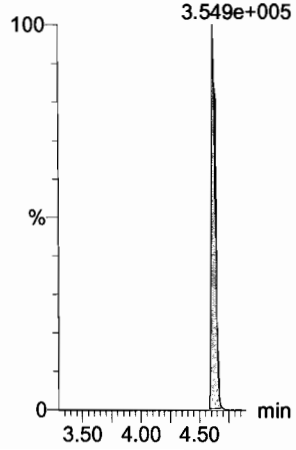

13C2-PFOA

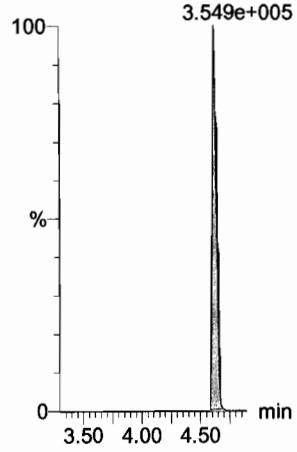

13C8-PFOS

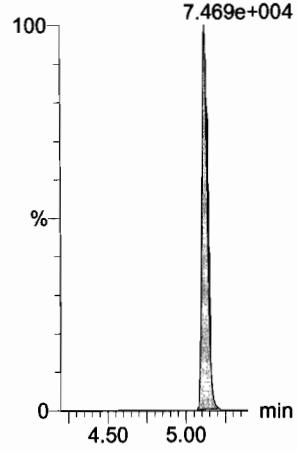

13C5-PFNA



Dataset: F:\Projects\PFAS.PRO\Results\180201M2\180201M2-CRV.qld

Last Altered: Friday, February 02, 2018 08:56:36 Pacific Standard Time
Printed: Friday, February 02, 2018 08:57:12 Pacific Standard Time

Name: 180201M2_3, Date: 01-Feb-2018, Time: 11:03:45, ID: ST180201M2-2 PFC CS-1 18A3008, Description: PFC CS-1 18A3008

PFOSA

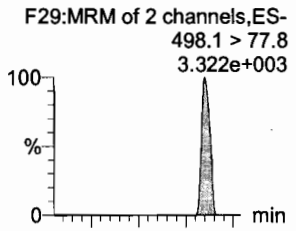

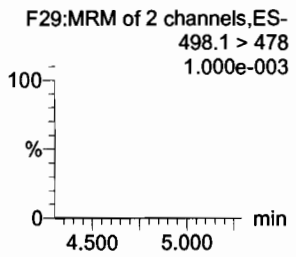

L-PFOS

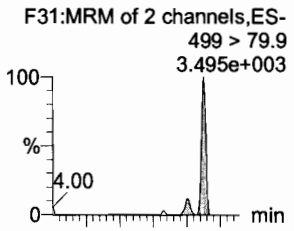

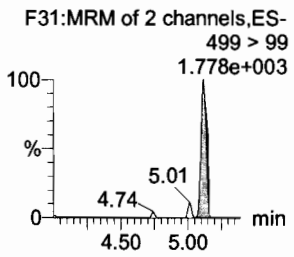

PFDA

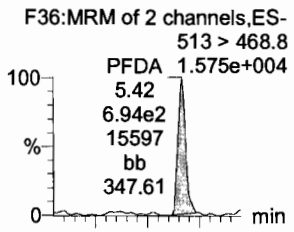

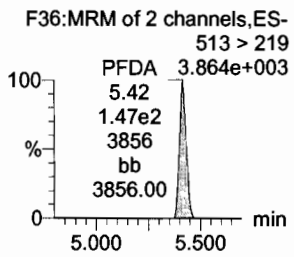

8:2 FTS

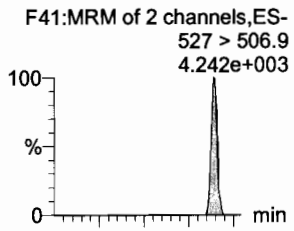

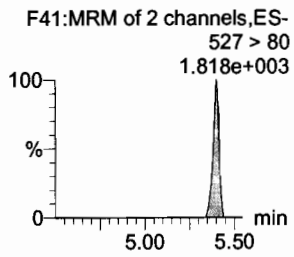

PFNS

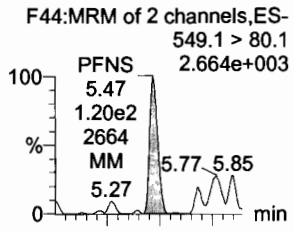

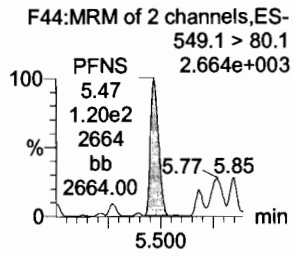

N-MeFOSAA

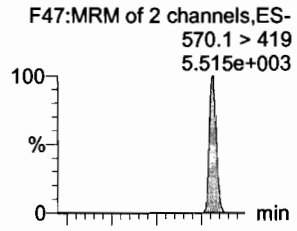

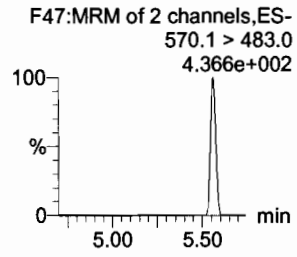

13C8-PFOSA

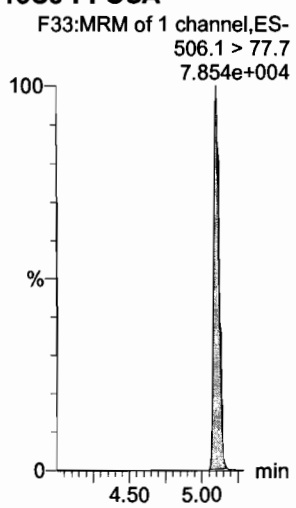

13C8-PFOS

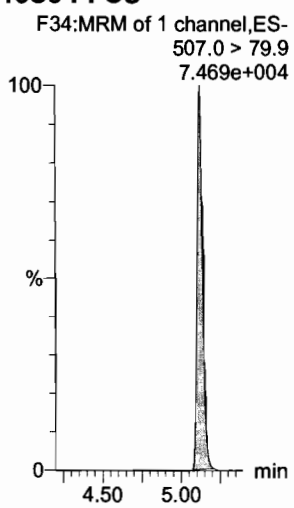

13C2-PFDA

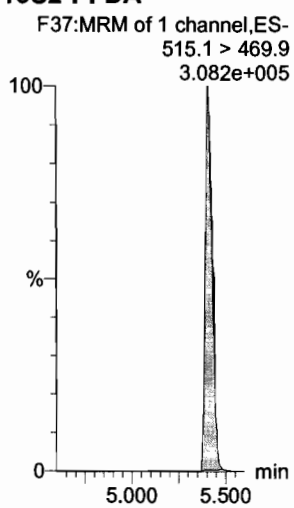

13C2-PFDA

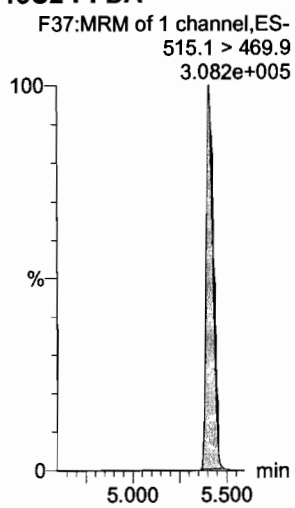

13C8-PFOS

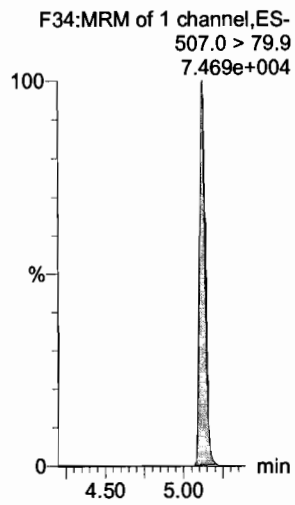

d3-N-MeFOSAA

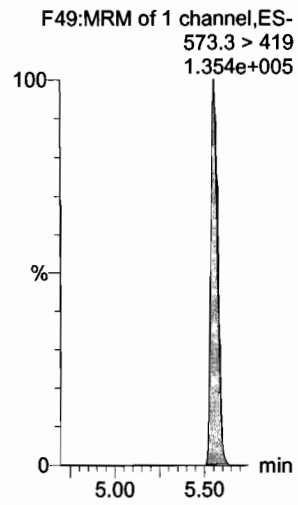

Dataset: F:\Projects\PFAS.PRO\Results\180201M2\180201M2-CRV.qld

Last Altered: Friday, February 02, 2018 08:56:36 Pacific Standard Time
Printed: Friday, February 02, 2018 08:57:12 Pacific Standard Time

Name: 180201M2_3, Date: 01-Feb-2018, Time: 11:03:45, ID: ST180201M2-2 PFC CS-1 18A3008, Description: PFC CS-1 18A3008

N-EtFOSAA

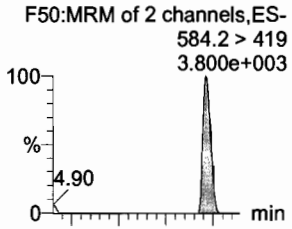

PFUdA

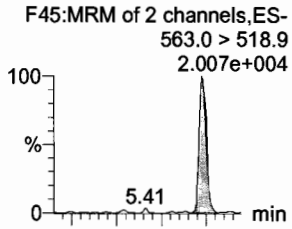

PFDS

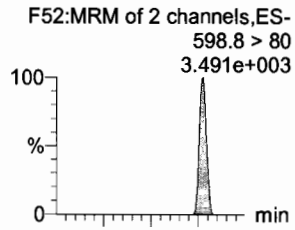

PFDoA

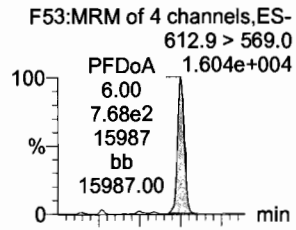

N-MeFOSA

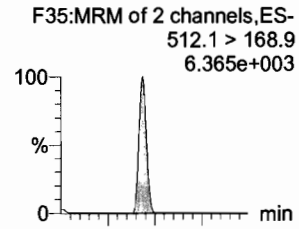

PFTrDA

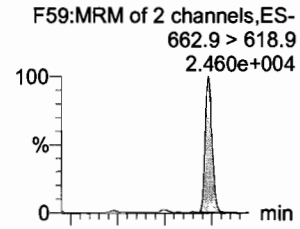

d5-N-EtFOSAA

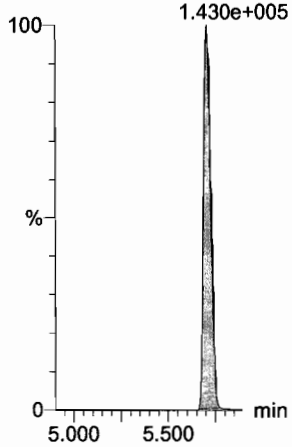

13C2-PFUdA



13C2-PFUdA

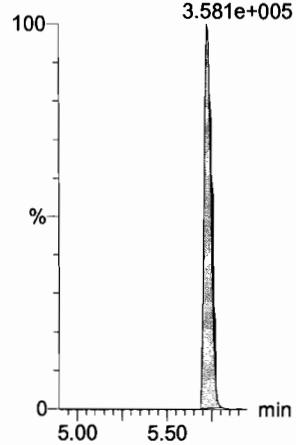

13C2-PFDoA

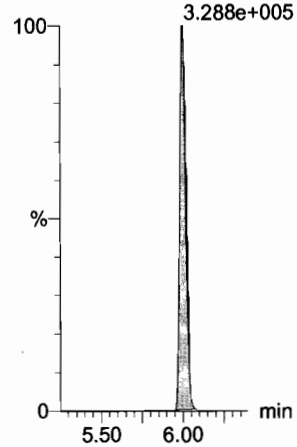

d3-N-MeFOSA

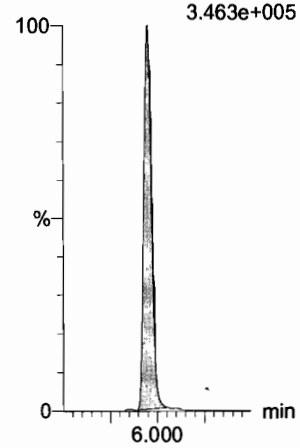

13C2-PFTeDA

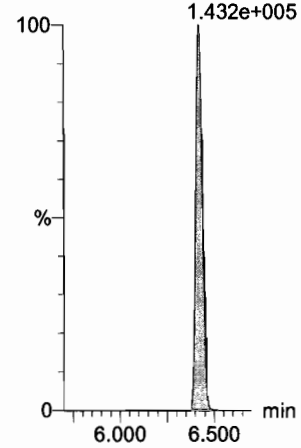

Dataset: F:\Projects\PFAS.PRO\Results\180201M2\180201M2-CRV.qld

Last Altered: Friday, February 02, 2018 08:56:36 Pacific Standard Time
Printed: Friday, February 02, 2018 08:57:12 Pacific Standard Time

Name: 180201M2_3, Date: 01-Feb-2018, Time: 11:03:45, ID: ST180201M2-2 PFC CS-1 18A3008, Description: PFC CS-1 18A3008

PFTeDA

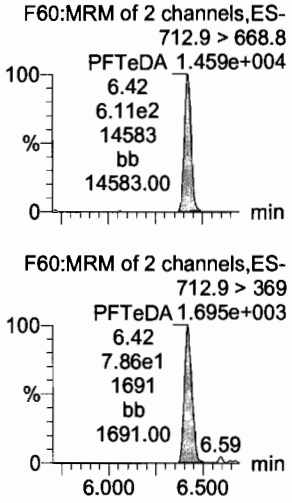

N-EtFOSA

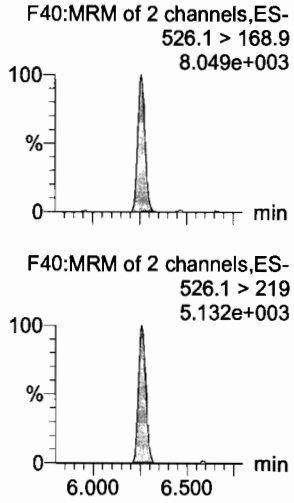

PFHxDA

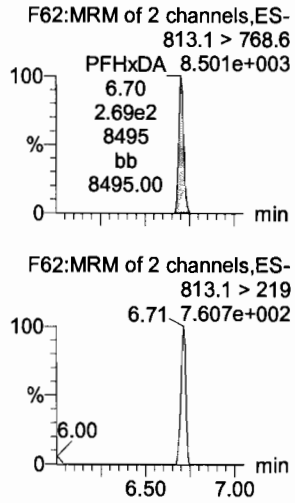

PFODA



N-MeFOSE

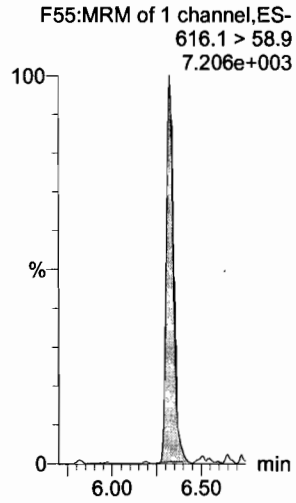

N-EtFOSE



13C2-PFTeDA

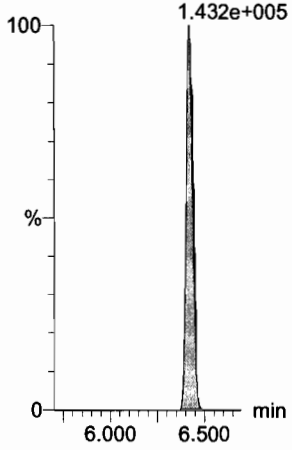

d5-N-ETFOSA

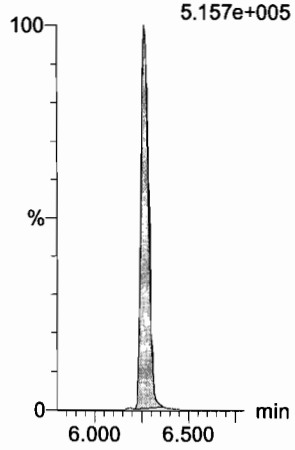

13C2-PFHxDA

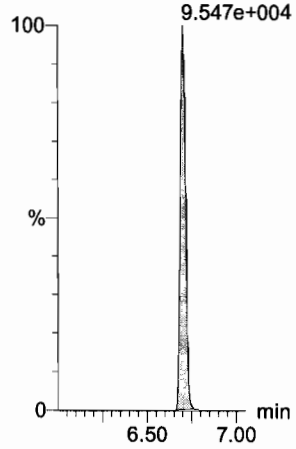

13C2-PFHxDA



d7-N-MeFOSE

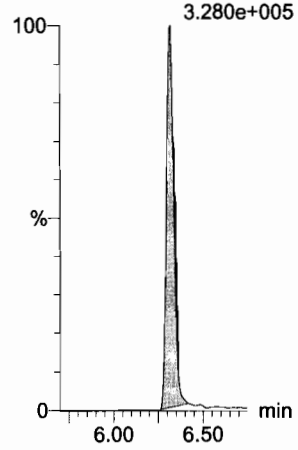

d9-N-EtFOSE

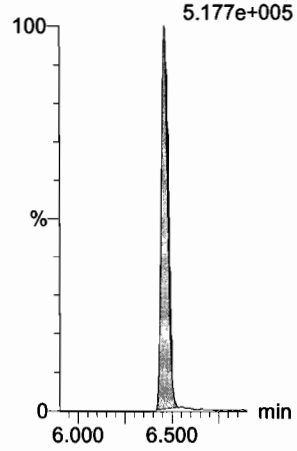

Dataset: F:\Projects\PFAS.PRO\Results\180201M2\180201M2-CRV.qld

Last Altered: Friday, February 02, 2018 08:56:36 Pacific Standard Time
Printed: Friday, February 02, 2018 08:57:12 Pacific Standard Time

Name: 180201M2_3, Date: 01-Feb-2018, Time: 11:03:45, ID: ST180201M2-2 PFC CS-1 18A3008, Description: PFC CS-1 18A3008

13C4-PFBA

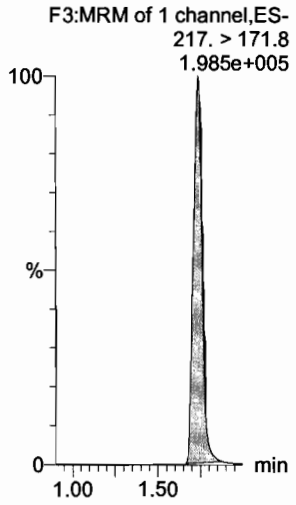

13C5-PFHxA

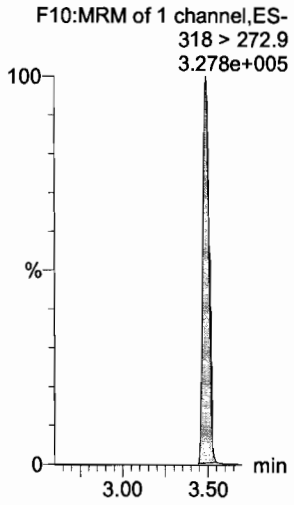

13C3-PFHxS

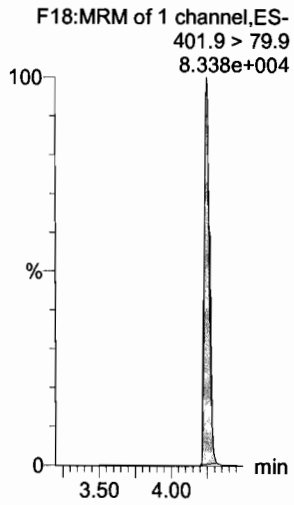

13C8-PFOA

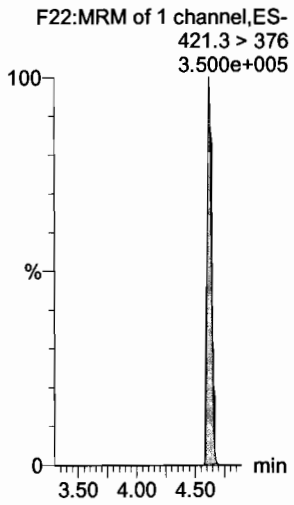

13C9-PFNA

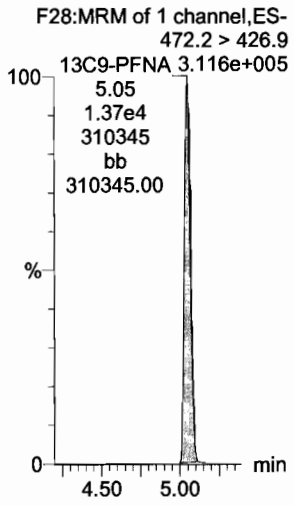

13C4-PFOS

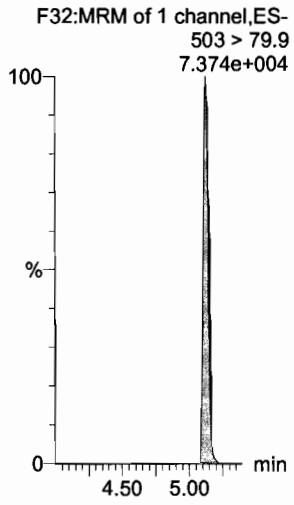

13C6-PFDA

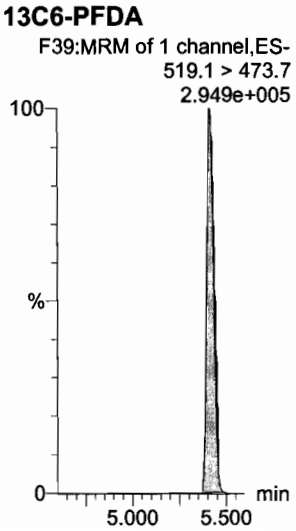

13C7-PFUdA

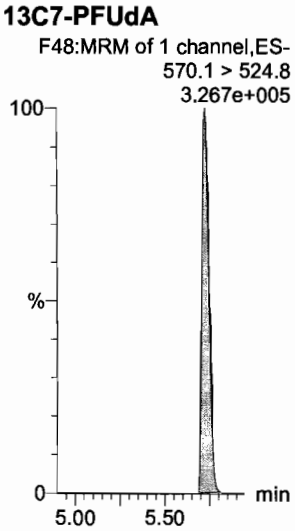

13C2-4:2 FTS



Dataset: F:\Projects\PFAS.PRO\Results\180201M2\180201M2-CRV.qld

Last Altered: Friday, February 02, 2018 08:56:36 Pacific Standard Time
Printed: Friday, February 02, 2018 08:57:12 Pacific Standard Time

Name: 180201M2_4, Date: 01-Feb-2018, Time: 11:15:12, ID: ST180201M2-3 PFC CS0 18A3009, Description: PFC CS0 18A3009

PFBA



PFPeA

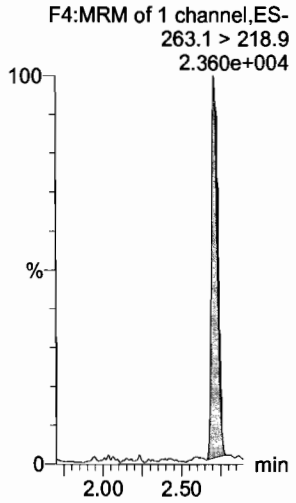

PFBS

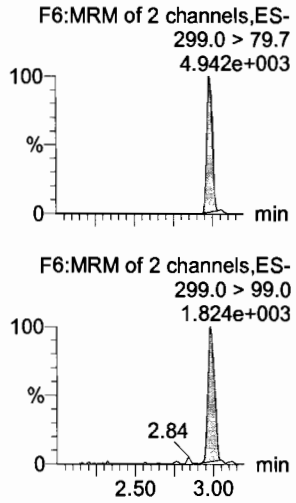

4:2 FTS

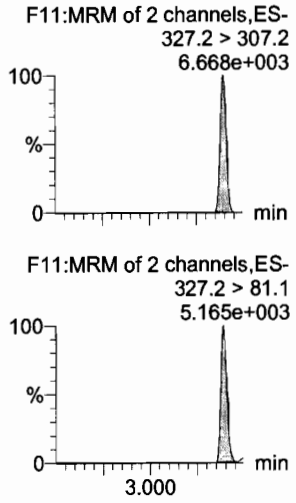

PFHxA

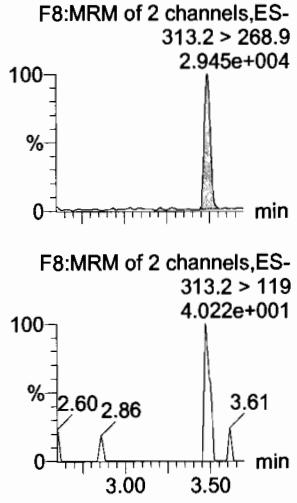

PFPeS

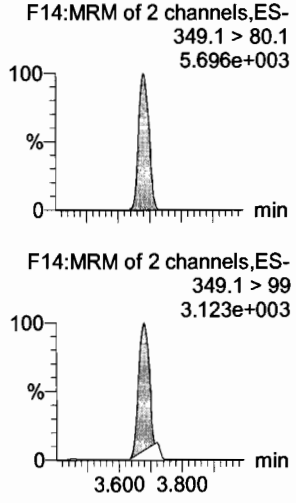

13C3-PFBA

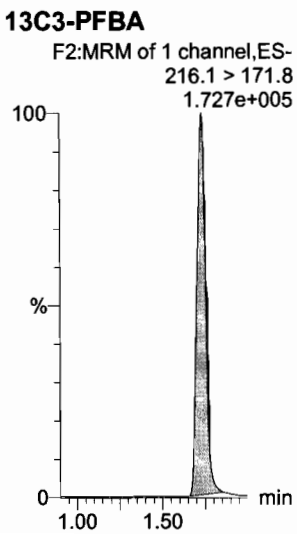

13C3-PFPeA

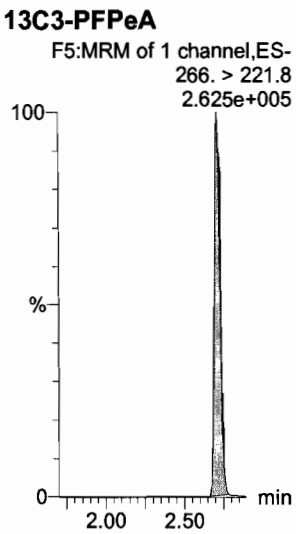

13C3-PFBS

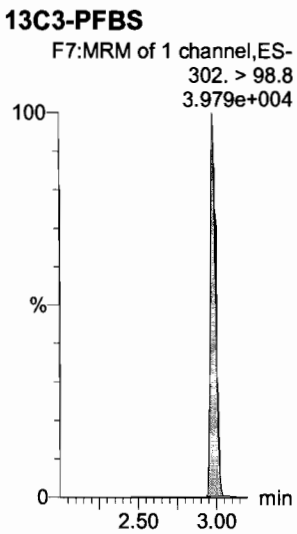

13C3-PFBS

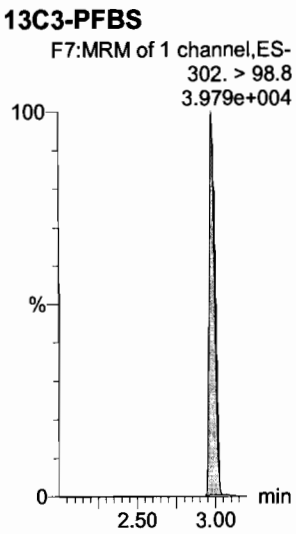

13C2-PFHxA

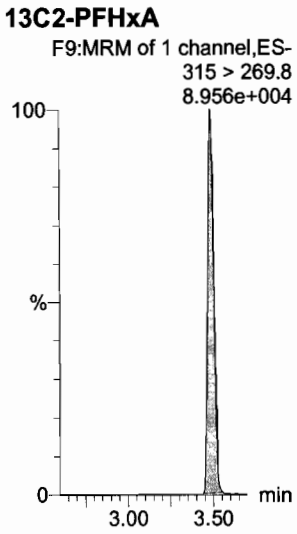

13C3-PFBS

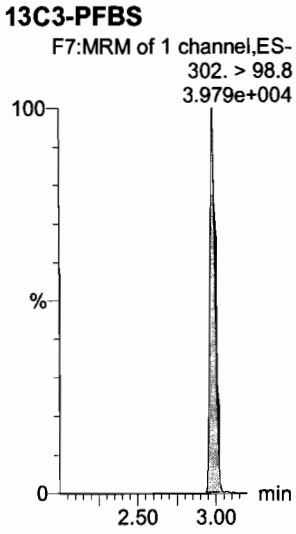

Dataset: F:\Projects\PFAS.PRO\Results\180201M2\180201M2-CRV.qld

Last Altered: Friday, February 02, 2018 08:56:36 Pacific Standard Time
Printed: Friday, February 02, 2018 08:57:12 Pacific Standard Time

Name: 180201M2_4, Date: 01-Feb-2018, Time: 11:15:12, ID: ST180201M2-3 PFC CS0 18A3009, Description: PFC CS0 18A3009

PFHpA

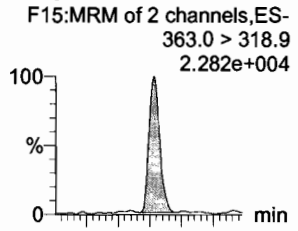

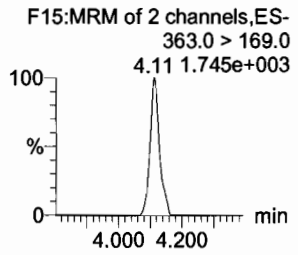

L-PFHxS

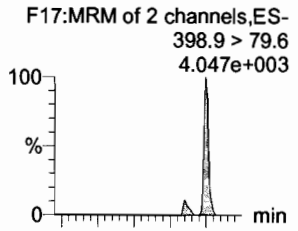

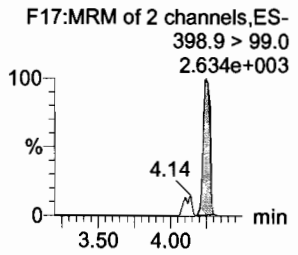

6:2 FTS

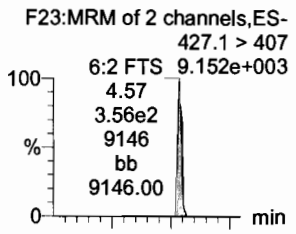

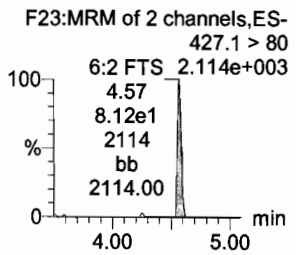

L-PFOA

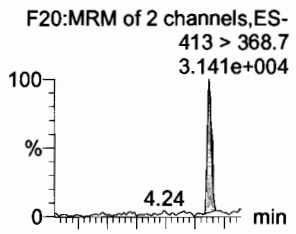

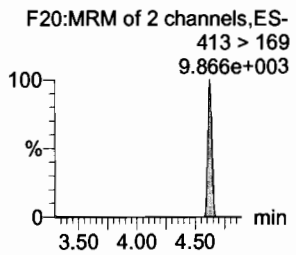

PFHpS

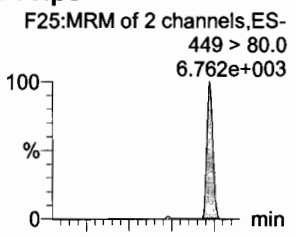

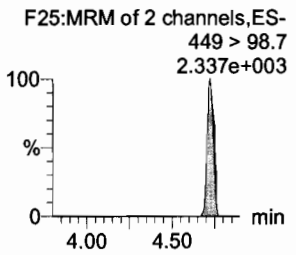

PFNA

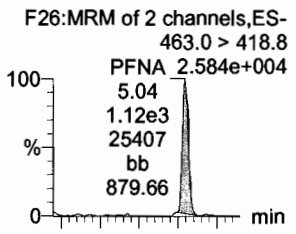

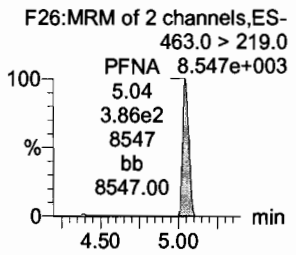

13C4-PFHpA

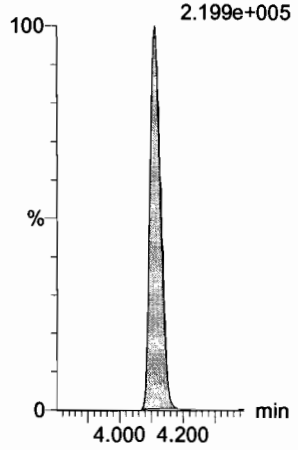

18O2-PFHxS

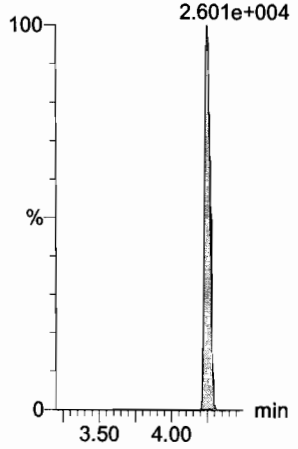

13C2-PFOA

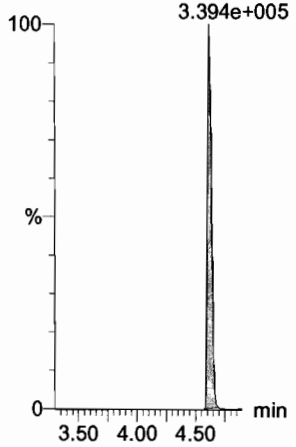

13C2-PFOA

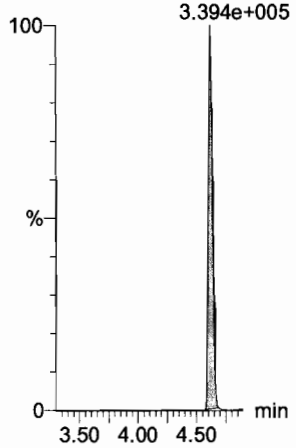

13C8-PFOS

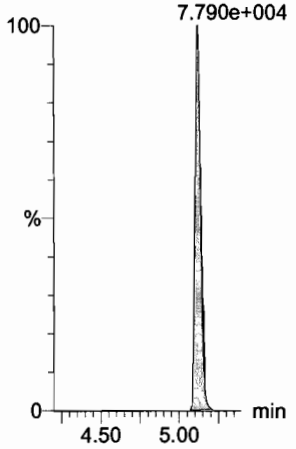

13C5-PFNA

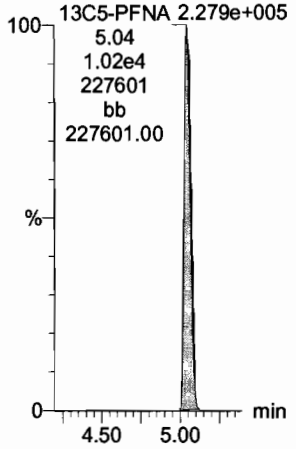

Dataset: F:\Projects\PFAS.PRO\Results\180201M2\180201M2-CRV.qld

Last Altered: Friday, February 02, 2018 08:56:36 Pacific Standard Time
Printed: Friday, February 02, 2018 08:57:12 Pacific Standard Time

Name: 180201M2_4, Date: 01-Feb-2018, Time: 11:15:12, ID: ST180201M2-3 PFC CS0 18A3009, Description: PFC CS0 18A3009

PFOSA

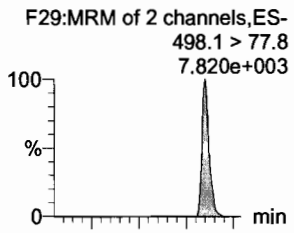

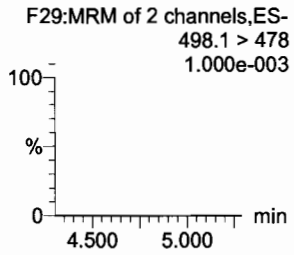

L-PFOS

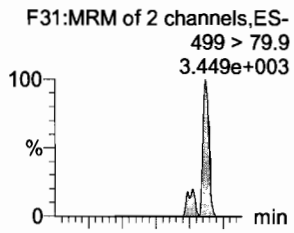

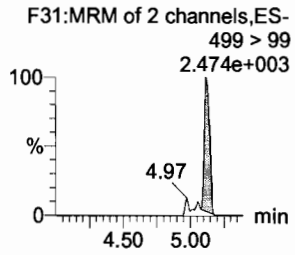

PFDA

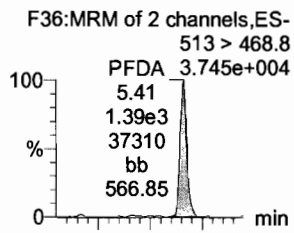

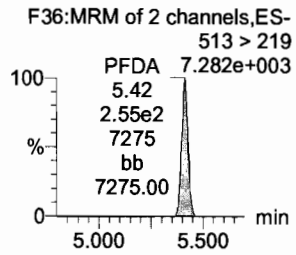

8:2 FTS

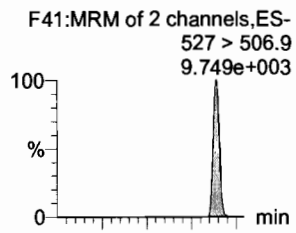

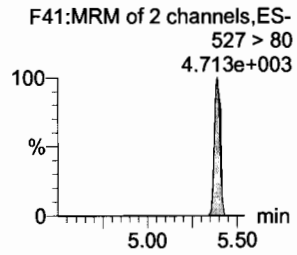

PFNS

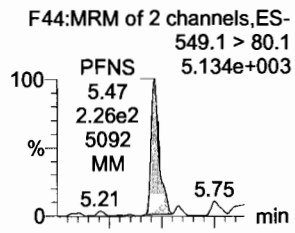

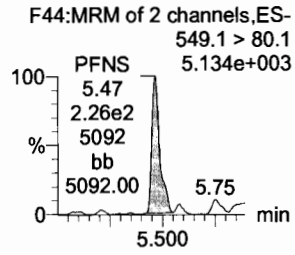

N-MeFOSAA

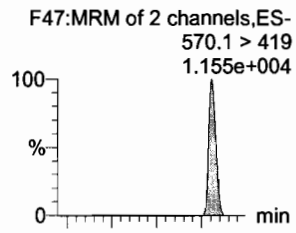

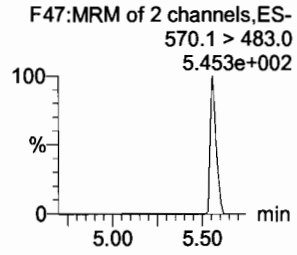

13C8-PFOSA

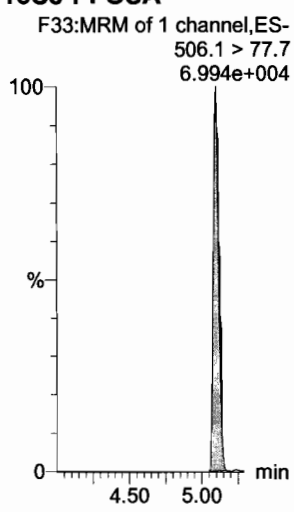

13C8-PFOS

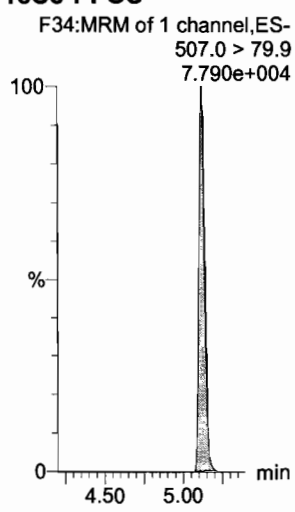

13C2-PFDA

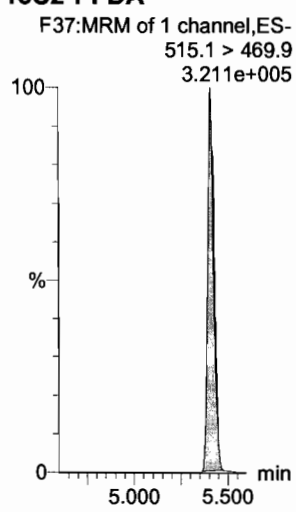

13C2-PFDA

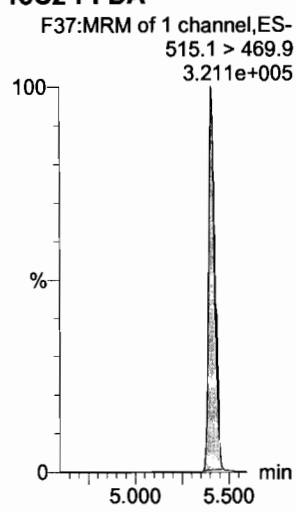

13C8-PFOS

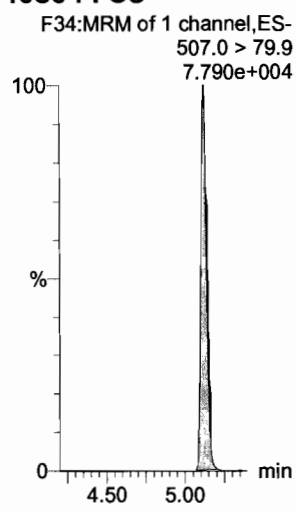

d3-N-MeFOSAA

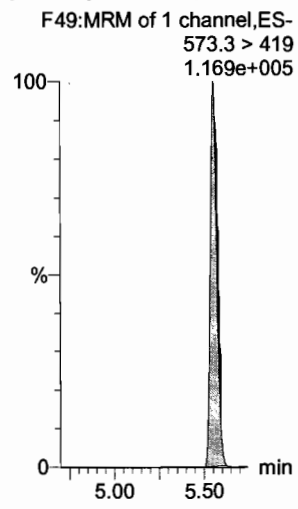

Dataset: F:\Projects\PFAS.PRO\Results\180201M2\180201M2-CRV.qld

Last Altered: Friday, February 02, 2018 08:56:36 Pacific Standard Time
Printed: Friday, February 02, 2018 08:57:12 Pacific Standard Time

Name: 180201M2_4, Date: 01-Feb-2018, Time: 11:15:12, ID: ST180201M2-3 PFC CS0 18A3009, Description: PFC CS0 18A3009

N-EtFOSAA

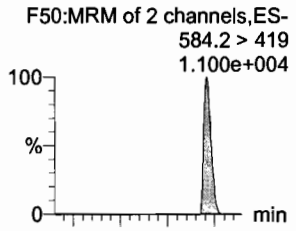

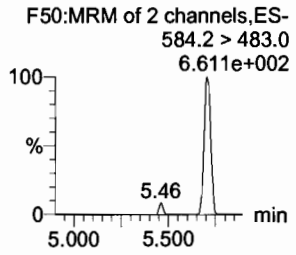

PFUdA

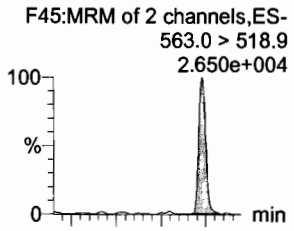

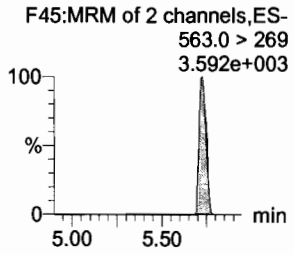

PFDS

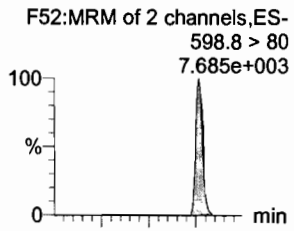

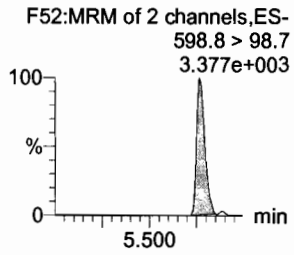

PFDoA

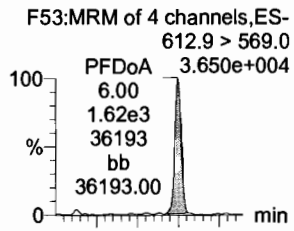

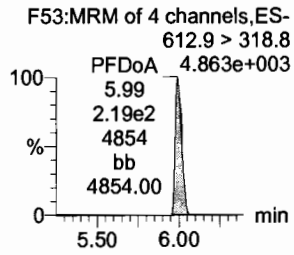

N-MeFOSA

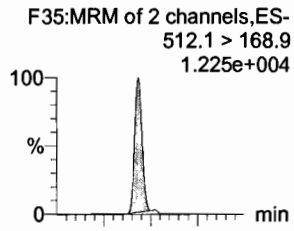

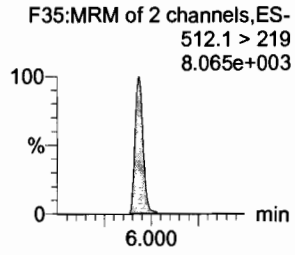

PFTrDA

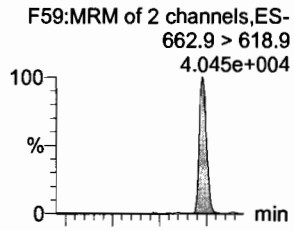

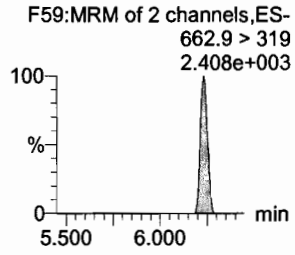

d5-N-EtFOSAA

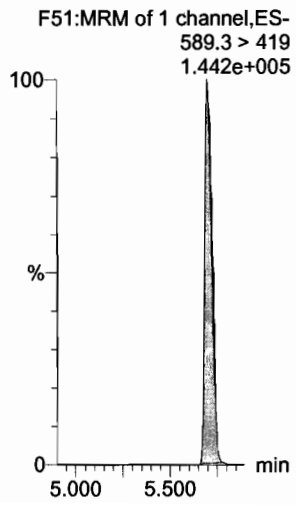

13C2-PFUdA

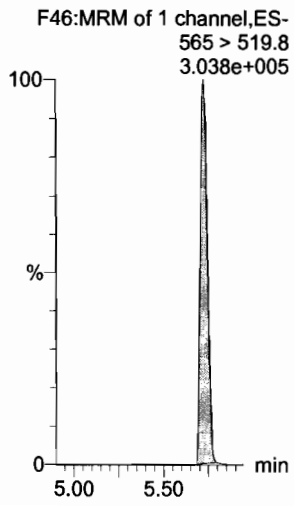

13C2-PFUdA

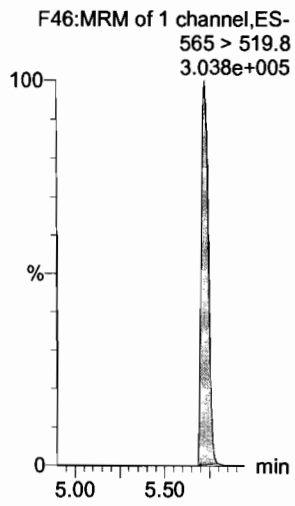

13C2-PFDoA

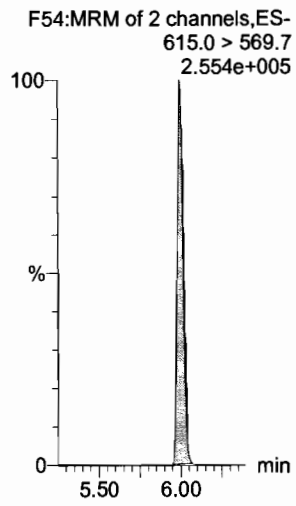

d3-N-MeFOSA

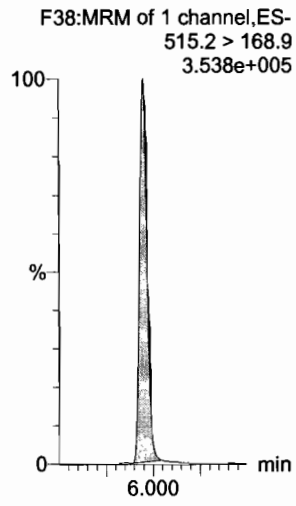

13C2-PFTeDA



Dataset: F:\Projects\PFAS.PRO\Results\180201M2\180201M2-CRV.qld

Last Altered: Friday, February 02, 2018 08:56:36 Pacific Standard Time
Printed: Friday, February 02, 2018 08:57:12 Pacific Standard Time

Name: 180201M2_4, Date: 01-Feb-2018, Time: 11:15:12, ID: ST180201M2-3 PFC CS0 18A3009, Description: PFC CS0 18A3009

PFTeDA

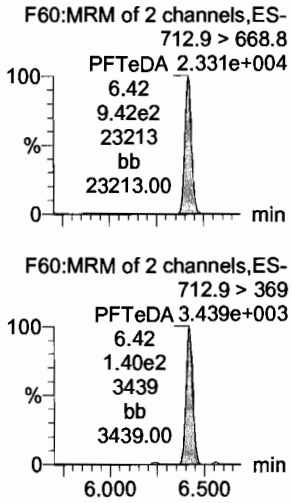

N-EtFOSA

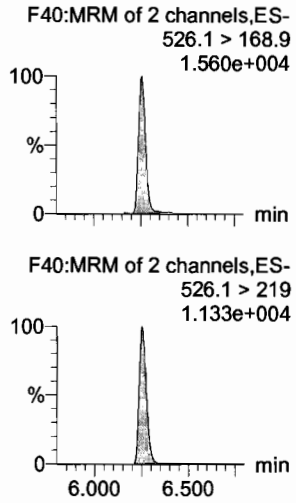

PFHxDA

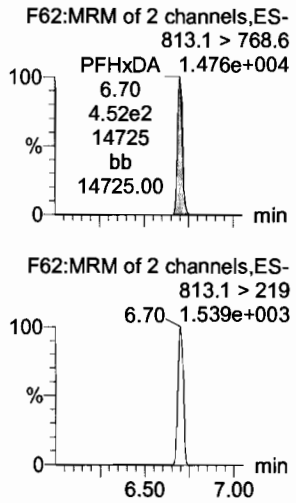

PFODA

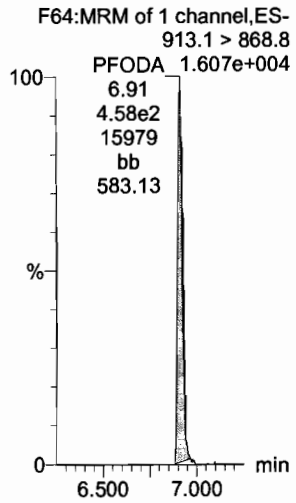

N-MeFOSE

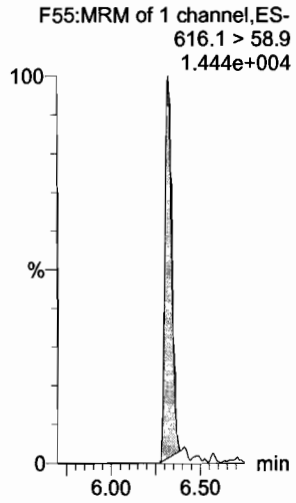

N-EtFOSE

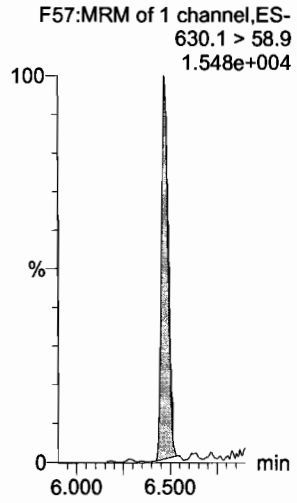

13C2-PFTeDA

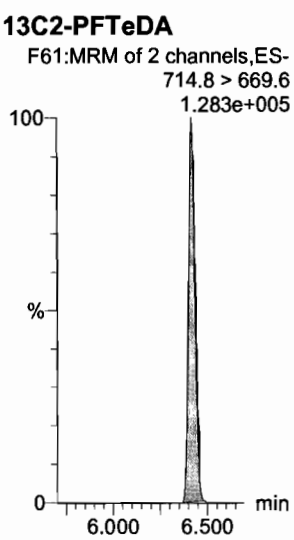

d5-N-ETFOSA

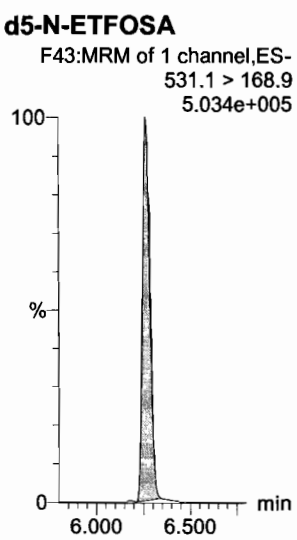

13C2-PFHxDA

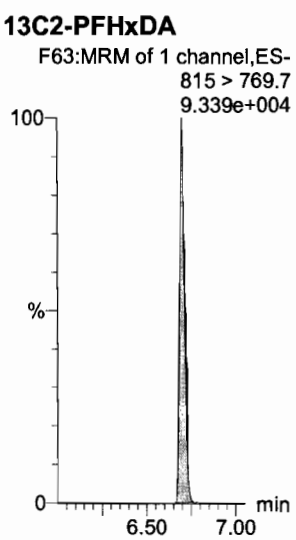

13C2-PFHxDA



d7-N-MeFOSE

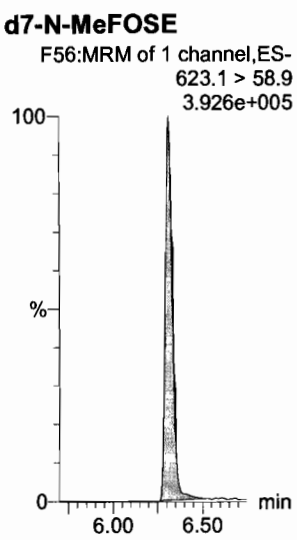

d9-N-EtFOSE



Dataset: F:\Projects\PFAS.PRO\Results\180201M2\180201M2-CRV.qld

Last Altered: Friday, February 02, 2018 08:56:36 Pacific Standard Time
Printed: Friday, February 02, 2018 08:57:12 Pacific Standard Time

Name: 180201M2_4, Date: 01-Feb-2018, Time: 11:15:12, ID: ST180201M2-3 PFC CS0 18A3009, Description: PFC CS0 18A3009

13C4-PFBA

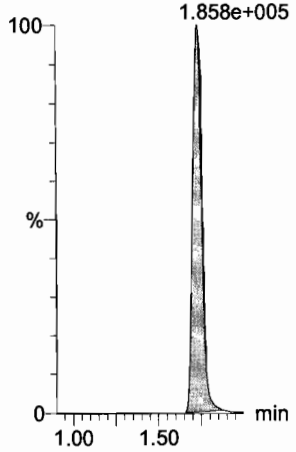

13C5-PFHxA

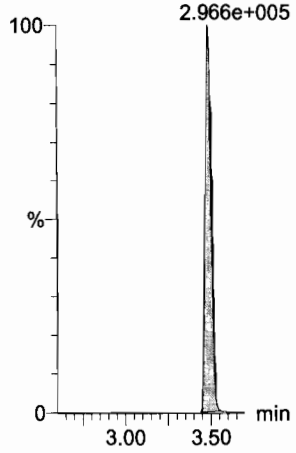

13C3-PFHxS

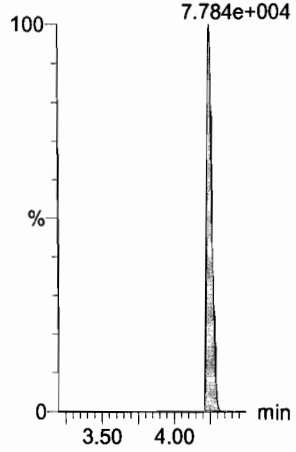

13C8-PFOA

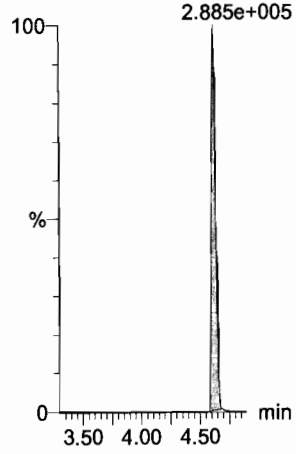

13C9-PFNA

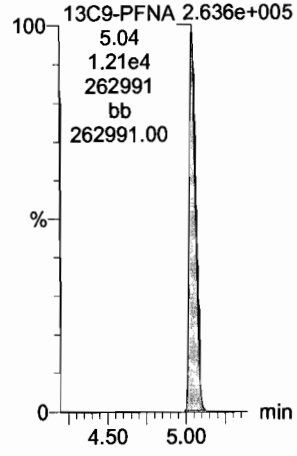

13C4-PFOS



13C6-PFDA

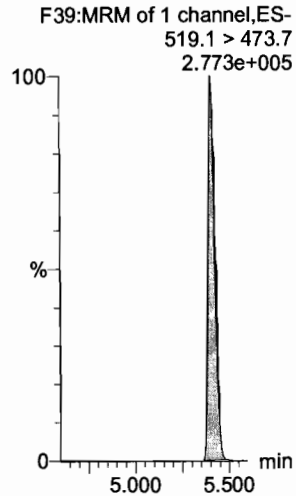

13C7-PFUdA

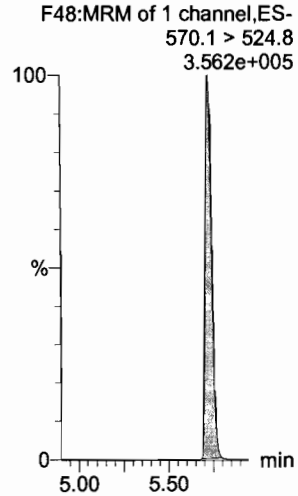

13C2-4:2 FTS

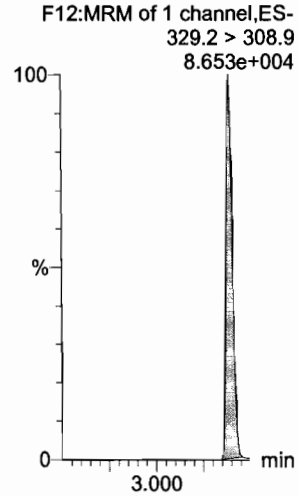

Dataset: F:\Projects\PFAS.PRO\Results\180201M2\180201M2-CRV.qld

Last Altered: Friday, February 02, 2018 08:56:36 Pacific Standard Time
Printed: Friday, February 02, 2018 08:57:12 Pacific Standard Time

Name: 180201M2_5, Date: 01-Feb-2018, Time: 11:26:39, ID: ST180201M2-4 PFC CS1 18A3010, Description: PFC CS1 18A3010

PFBA

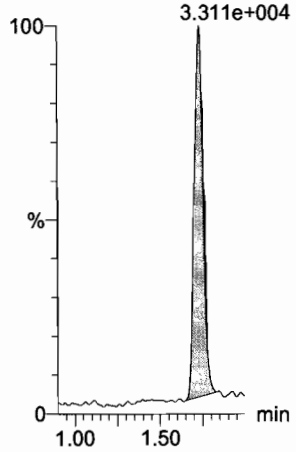

PFPeA

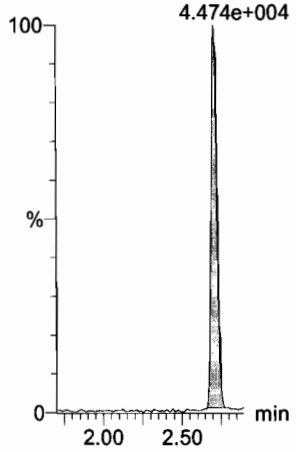

PFBS

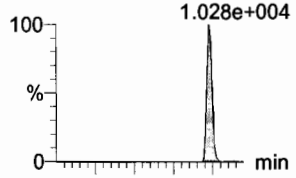

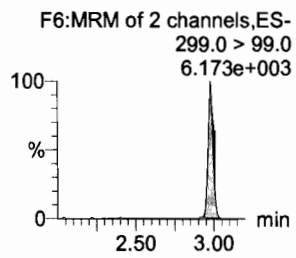

4:2 FTS

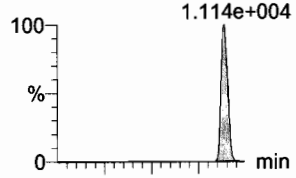

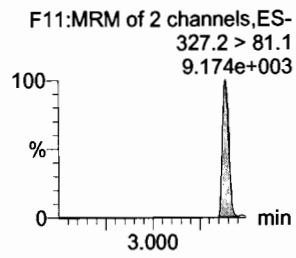

PFHxA

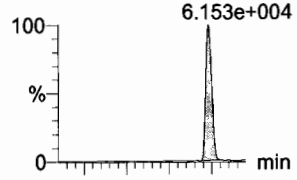

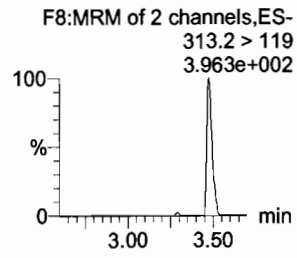

PFPeS

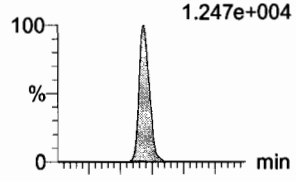

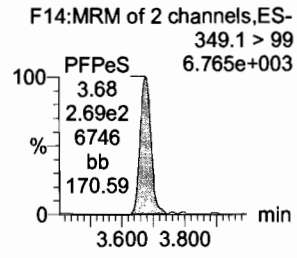

13C3-PFBA

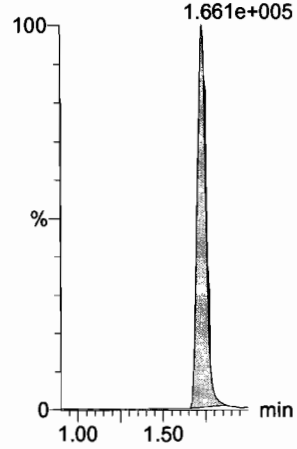

13C3-PFPeA

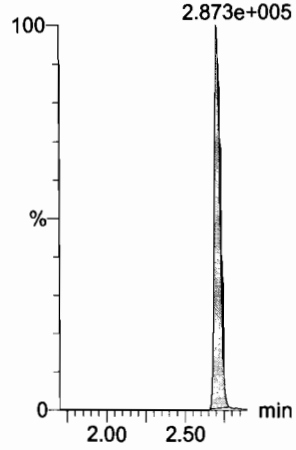

13C3-PFBS

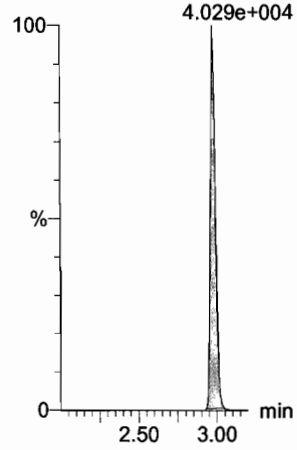

13C3-PFBS

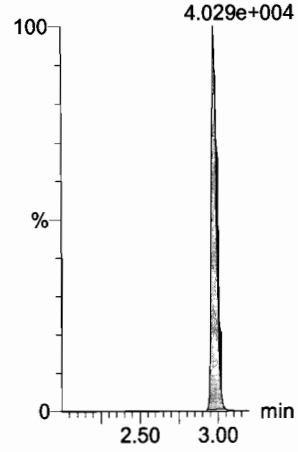

13C2-PFHxA

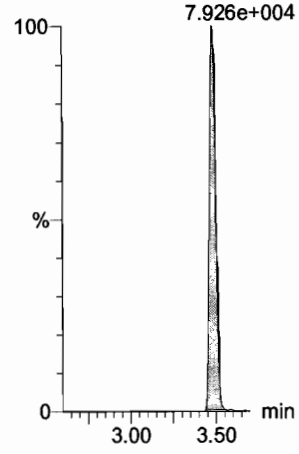

13C3-PFBS

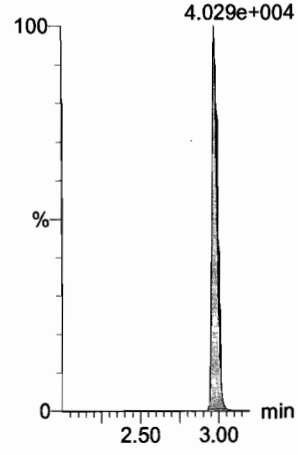

Dataset: F:\Projects\PFAS.PRO\Results\180201M2\180201M2-CRV.qld

Last Altered: Friday, February 02, 2018 08:56:36 Pacific Standard Time
Printed: Friday, February 02, 2018 08:57:12 Pacific Standard Time

Name: 180201M2_5, Date: 01-Feb-2018, Time: 11:26:39, ID: ST180201M2-4 PFC CS1 18A3010, Description: PFC CS1 18A3010

PFHpA

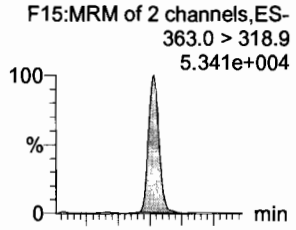

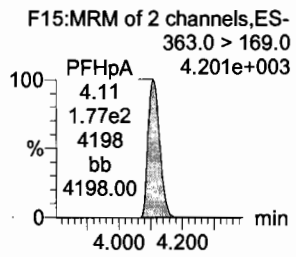

L-PFHxS

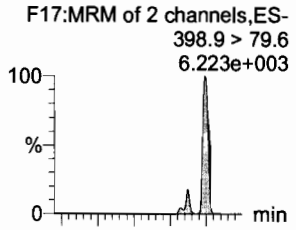

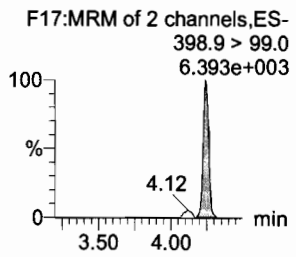

6:2 FTS

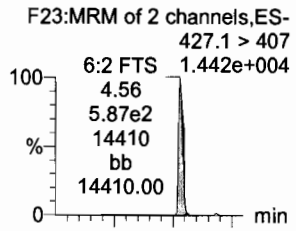

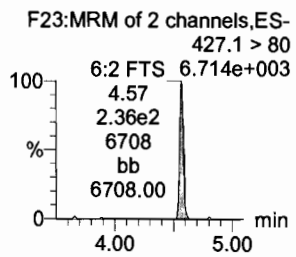

L-PFOA

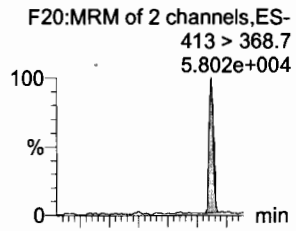

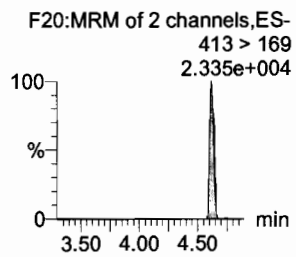

PFHpS

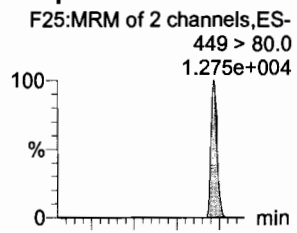

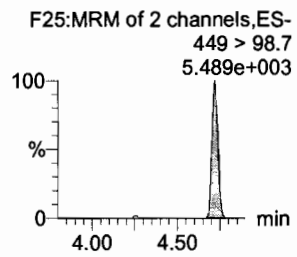

PFNA

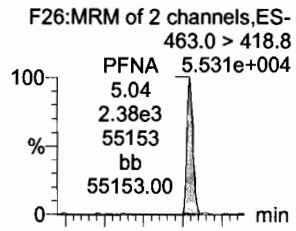

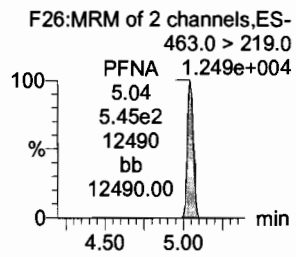

13C4-PFHpA

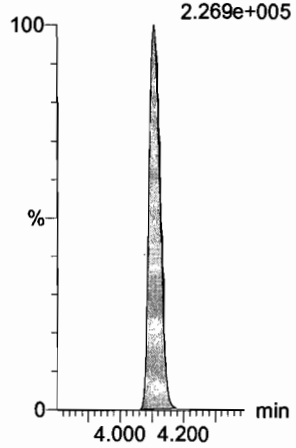

18O2-PFHxS

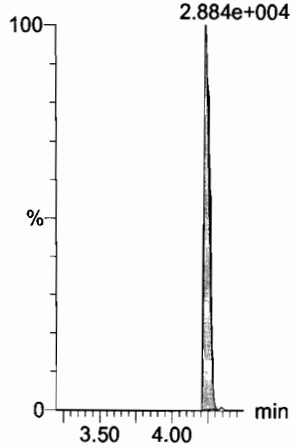

13C2-PFOA

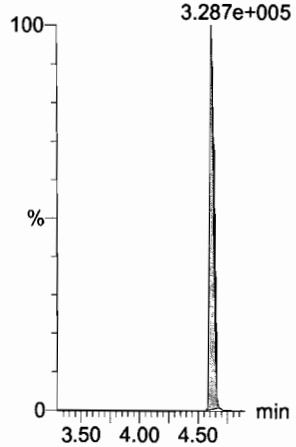

13C2-PFOA

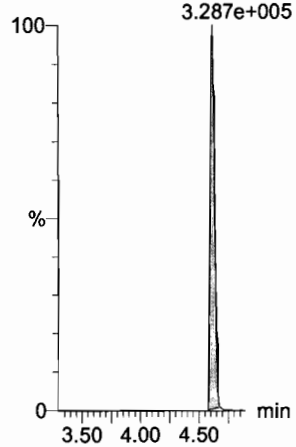

13C8-PFOS

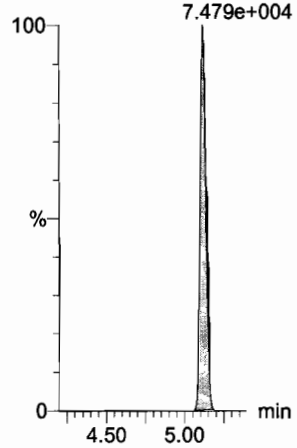

13C5-PFNA



Dataset: F:\Projects\PFAS.PRO\Results\180201M2\180201M2-CRV.qld

Last Altered: Friday, February 02, 2018 08:56:36 Pacific Standard Time
Printed: Friday, February 02, 2018 08:57:12 Pacific Standard Time

Name: 180201M2_5, Date: 01-Feb-2018, Time: 11:26:39, ID: ST180201M2-4 PFC CS1 18A3010, Description: PFC CS1 18A3010

PFOSA

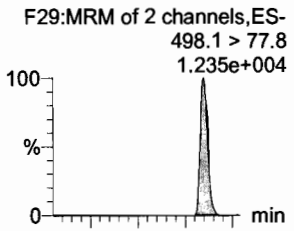

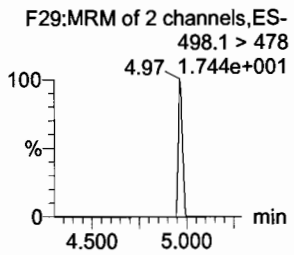

L-PFOS

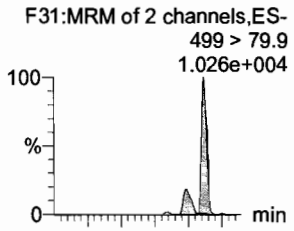

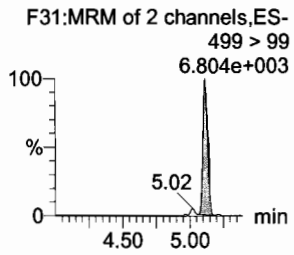

PFDA

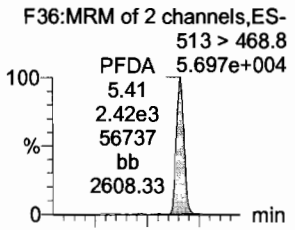

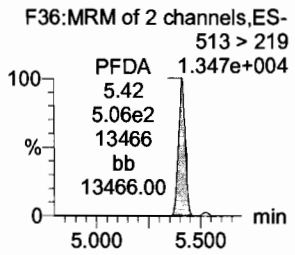

8:2 FTS

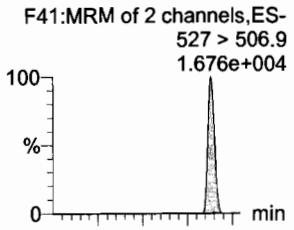

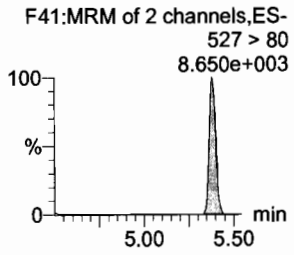

PFNS

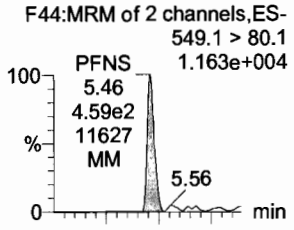

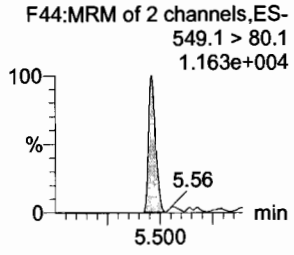

N-MeFOSAA

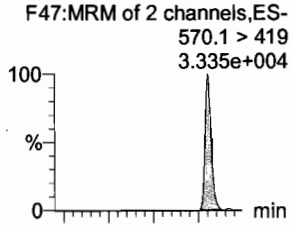

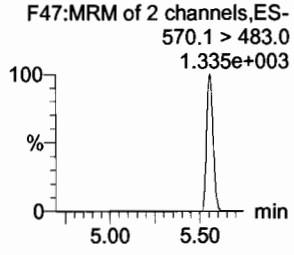

13C8-PFOSA

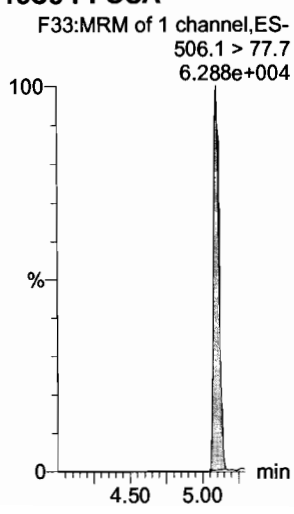

13C8-PFOS

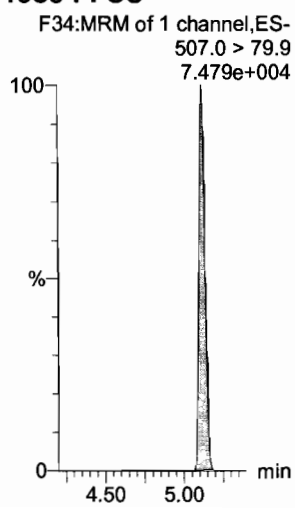

13C2-PFDA

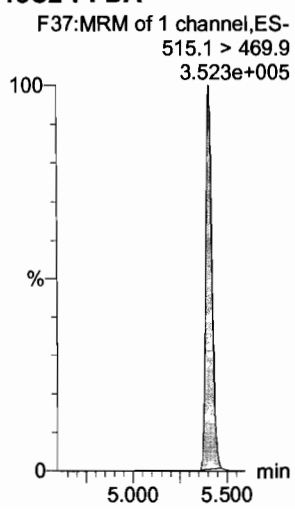

13C2-PFDA

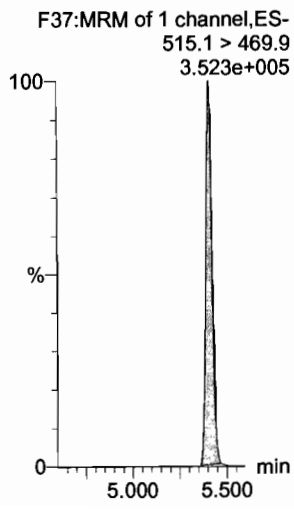

13C8-PFOS

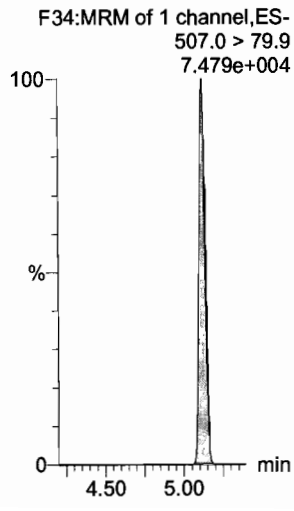

d3-N-MeFOSAA

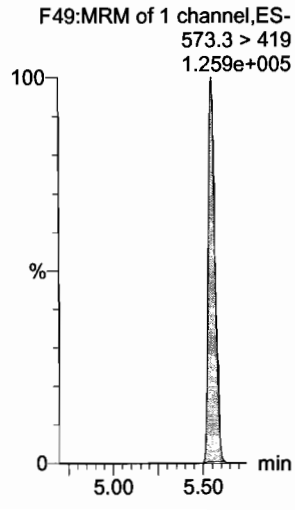

Dataset: F:\Projects\PFAS.PRO\Results\180201M2\180201M2-CRV.qld

Last Altered: Friday, February 02, 2018 08:56:36 Pacific Standard Time
Printed: Friday, February 02, 2018 08:57:12 Pacific Standard Time

Name: 180201M2_5, Date: 01-Feb-2018, Time: 11:26:39, ID: ST180201M2-4 PFC CS1 18A3010, Description: PFC CS1 18A3010

N-EtFOSAA

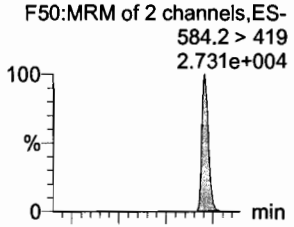

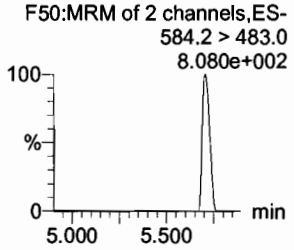

PFUdA

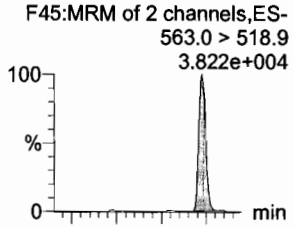

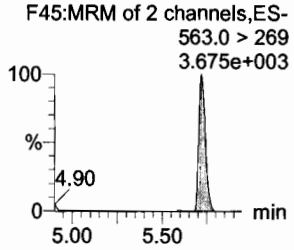

PFDS

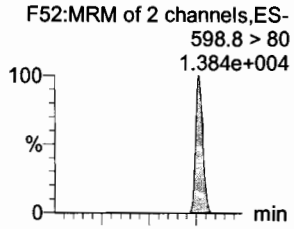

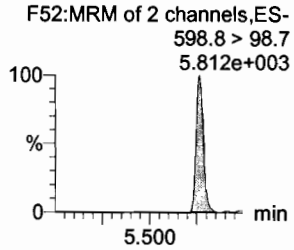

PFDoA

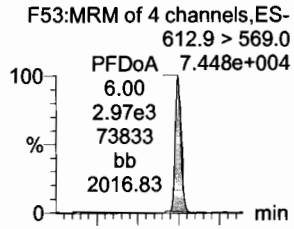

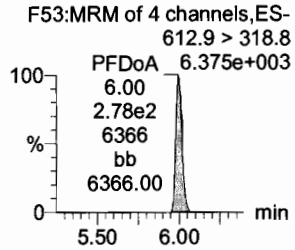

N-MeFOSA

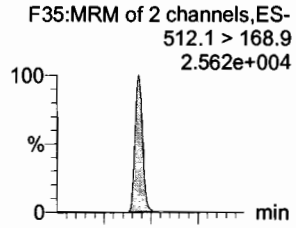

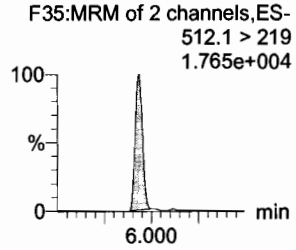

PFTrDA

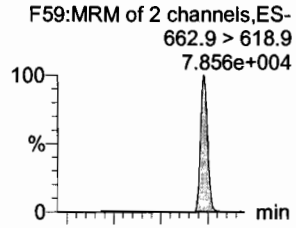

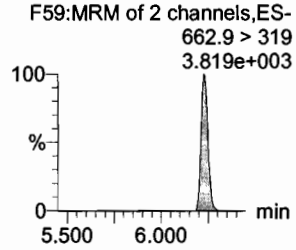

d5-N-EtFOSAA

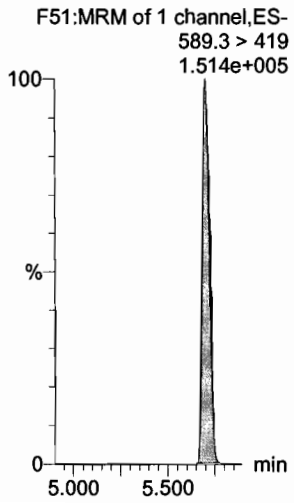

13C2-PFUdA

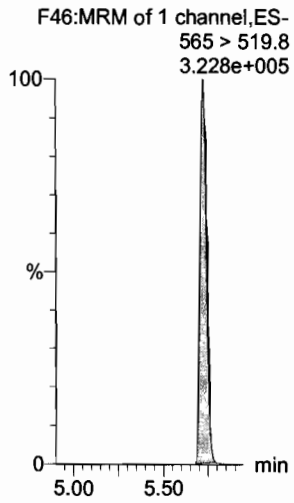

13C2-PFUdA

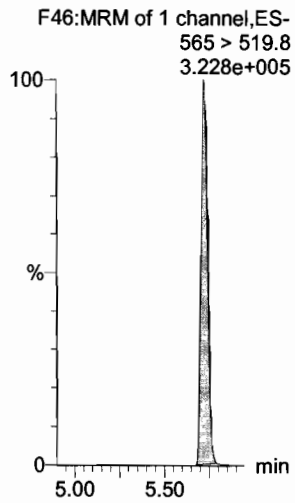

13C2-PFDoA



d3-N-MeFOSA

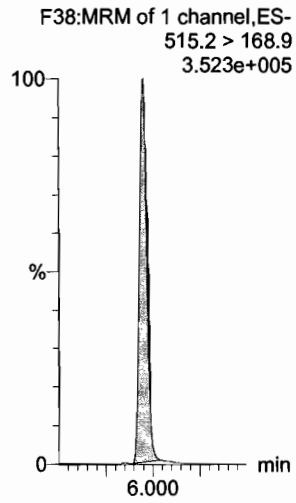

13C2-PFTeDA

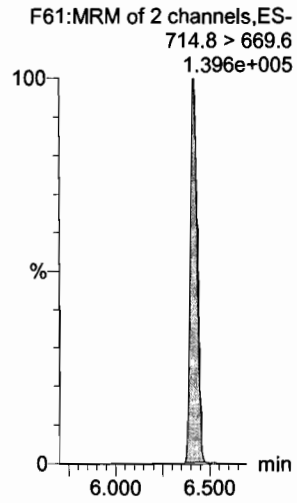

Dataset: F:\Projects\PFAS.PRO\Results\180201M2\180201M2-CRV.qld

Last Altered: Friday, February 02, 2018 08:56:36 Pacific Standard Time
Printed: Friday, February 02, 2018 08:57:12 Pacific Standard Time

Name: 180201M2_5, Date: 01-Feb-2018, Time: 11:26:39, ID: ST180201M2-4 PFC CS1 18A3010, Description: PFC CS1 18A3010

PFTeDA

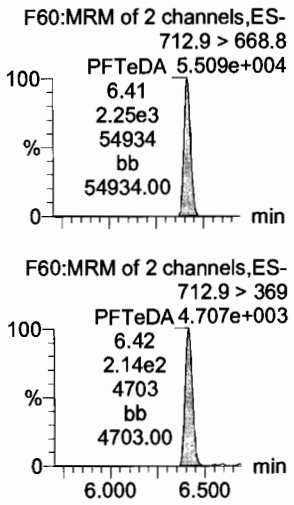

N-EtFOSA

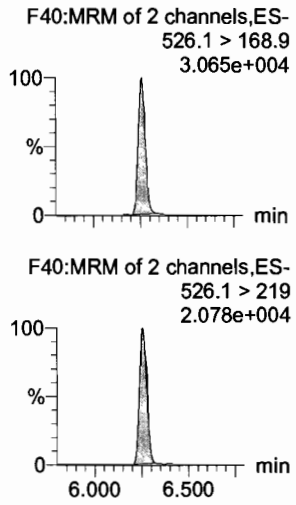

PFHxDA

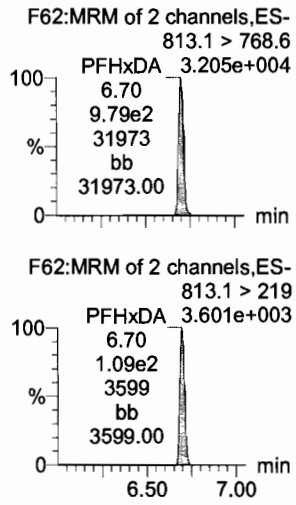

PFODA

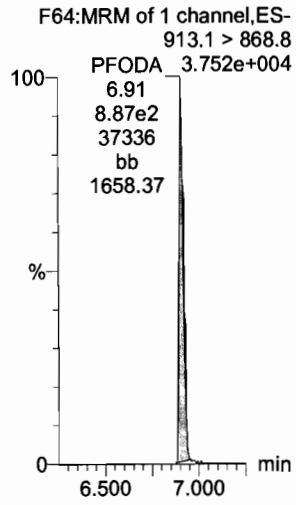

N-MeFOSE

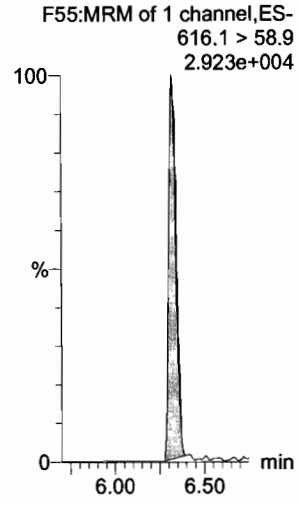

N-EtFOSE

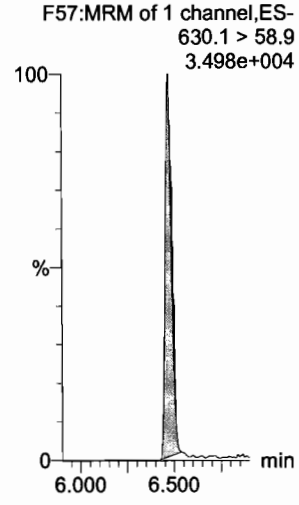

13C2-PFTeDA

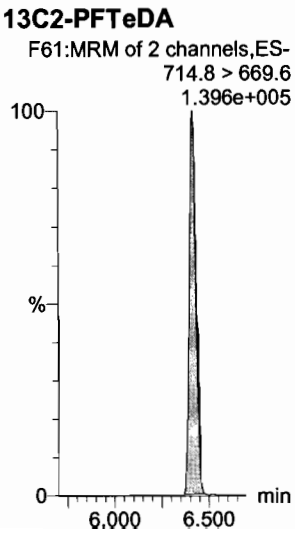

d5-N-ETFOSA

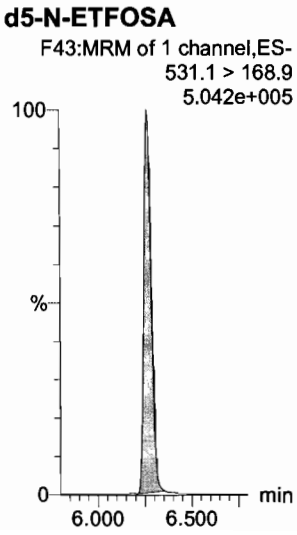

13C2-PFHxDA

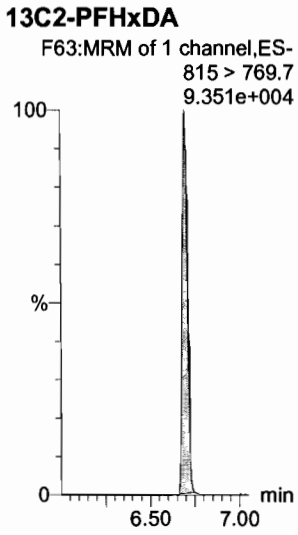

13C2-PFHxDA

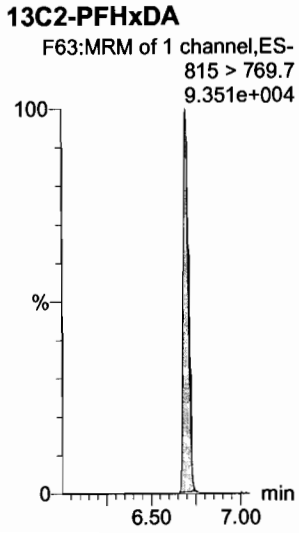

d7-N-MeFOSE

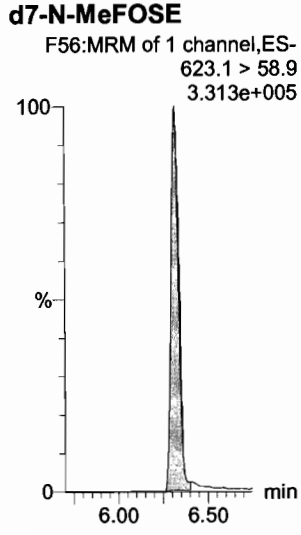

d9-N-EtFOSE

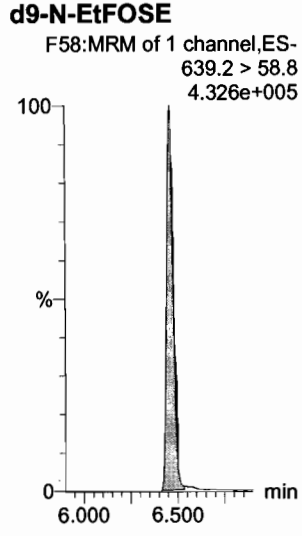

Dataset: F:\Projects\PFAS.PRO\Results\180201M2\180201M2-CRV.qld

Last Altered: Friday, February 02, 2018 08:56:36 Pacific Standard Time
Printed: Friday, February 02, 2018 08:57:12 Pacific Standard Time

Name: 180201M2_5, Date: 01-Feb-2018, Time: 11:26:39, ID: ST180201M2-4 PFC CS1 18A3010, Description: PFC CS1 18A3010

13C4-PFBA

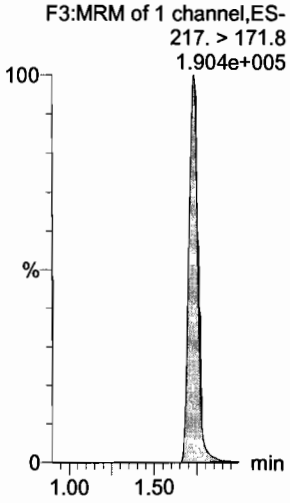

13C5-PFHxA

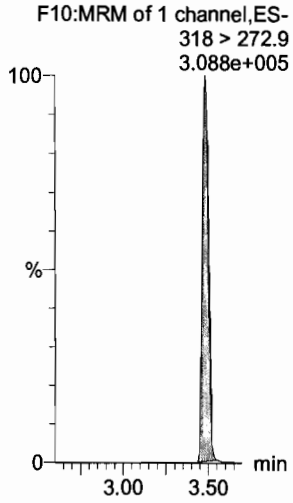

13C3-PFHxS

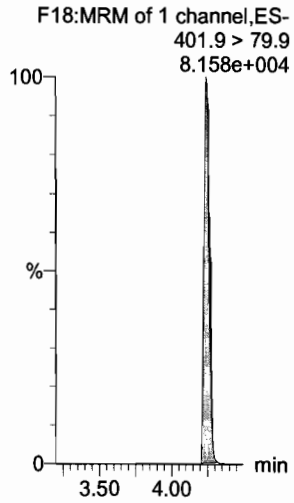

13C8-PFOA

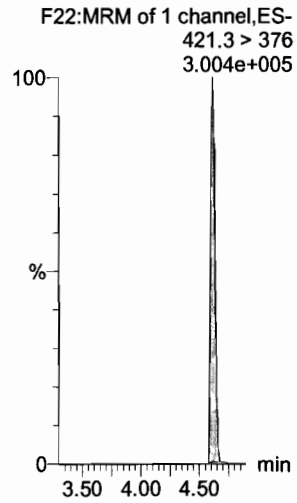

13C9-PFNA

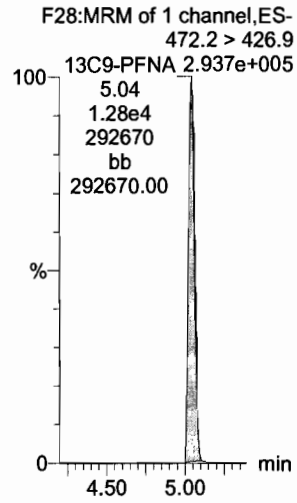

13C4-PFOS

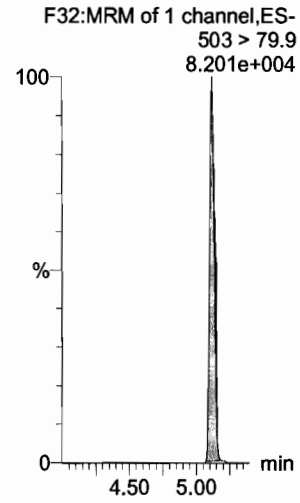

13C6-PFDA

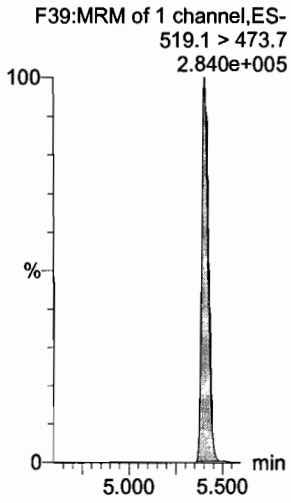

13C7-PFUdA

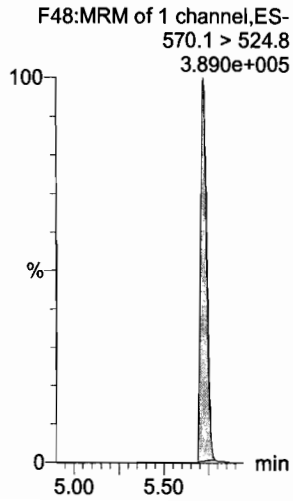

13C2-4:2 FTS

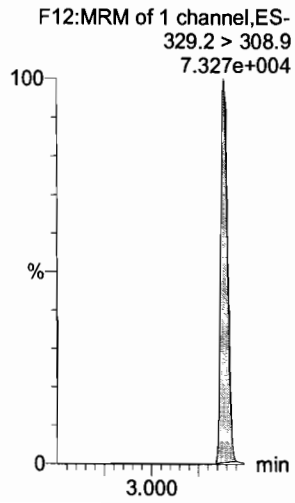

Dataset: F:\Projects\PFAS.PRO\Results\180201M2\180201M2-CRV.qld

Last Altered: Friday, February 02, 2018 08:56:36 Pacific Standard Time
Printed: Friday, February 02, 2018 08:57:12 Pacific Standard Time

Name: 180201M2_6, Date: 01-Feb-2018, Time: 11:38:09, ID: ST180201M2-5 PFC CS2 18A3011, Description: PFC CS2 18A3011

PFBA

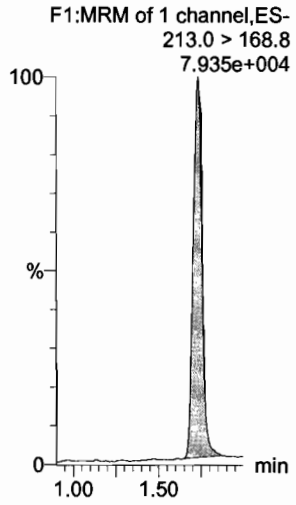

PFPeA

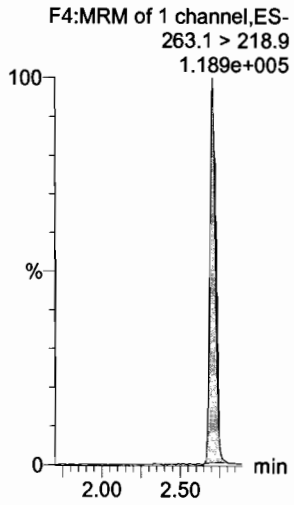

PFBS

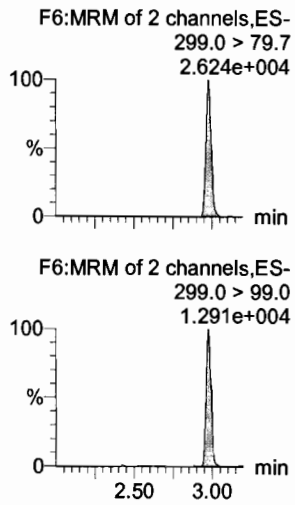

4:2 FTS

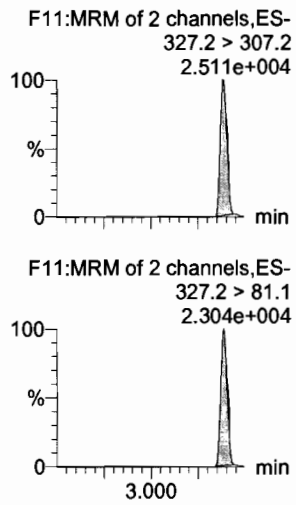

PFHxA

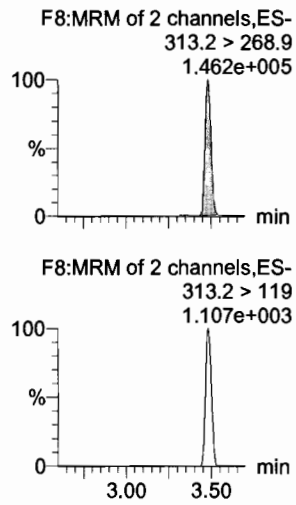

PFPeS

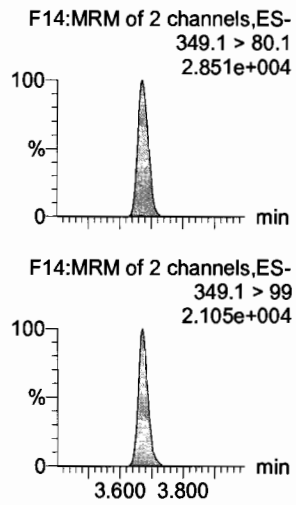

13C3-PFBA

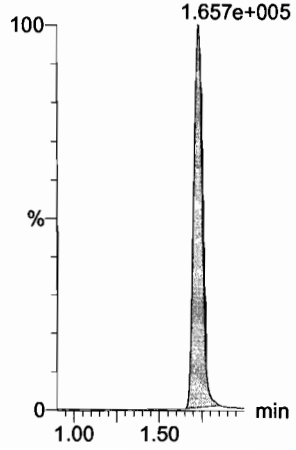

13C3-PFPeA



13C3-PFBS

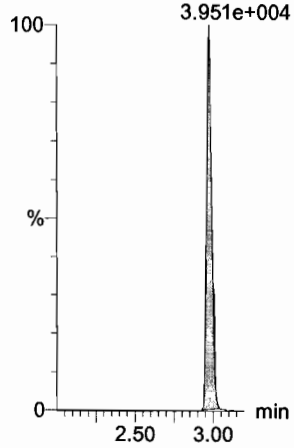

13C3-PFBS

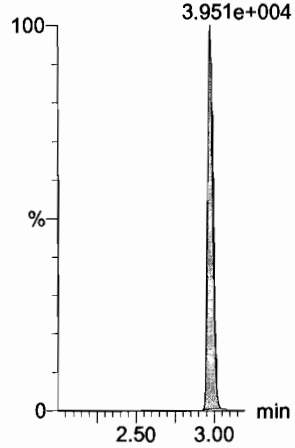

13C2-PFHxA

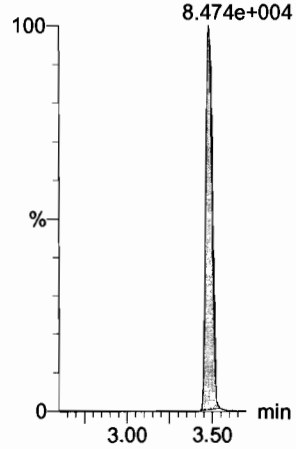

13C3-PFBS



Dataset: F:\Projects\PFAS.PRO\Results\180201M2\180201M2-CRV.qld

Last Altered: Friday, February 02, 2018 08:56:36 Pacific Standard Time
Printed: Friday, February 02, 2018 08:57:12 Pacific Standard Time

Name: 180201M2_6, Date: 01-Feb-2018, Time: 11:38:09, ID: ST180201M2-5 PFC CS2 18A3011, Description: PFC CS2 18A3011

PFHpA

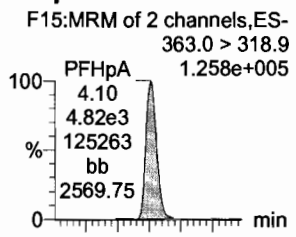

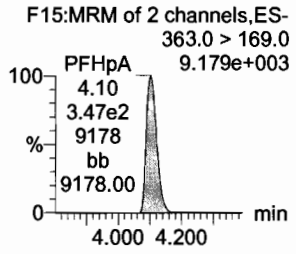

L-PFHxS

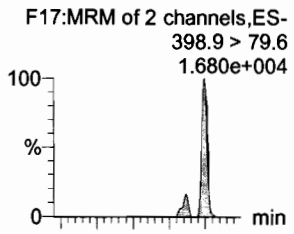

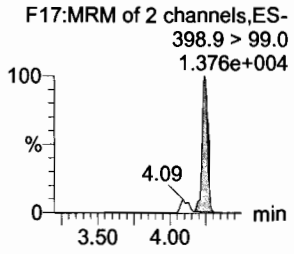

6:2 FTS

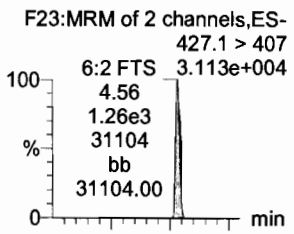

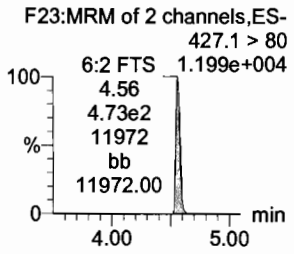

L-PFOA

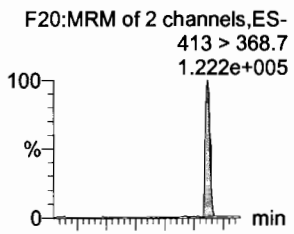

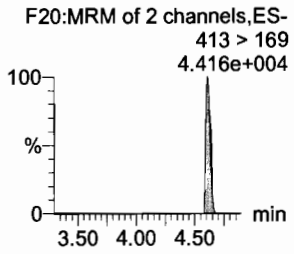

PFHpS

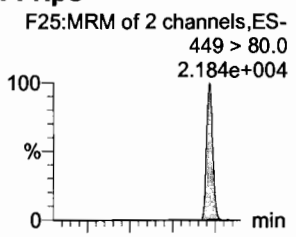

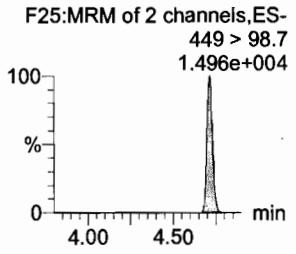

PFNA

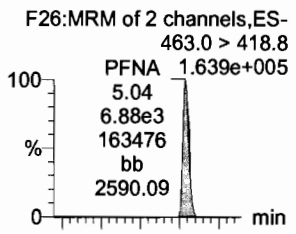

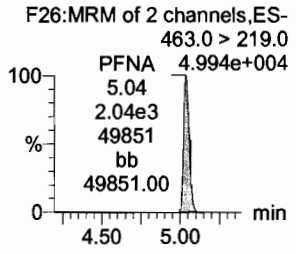

13C4-PFHpA

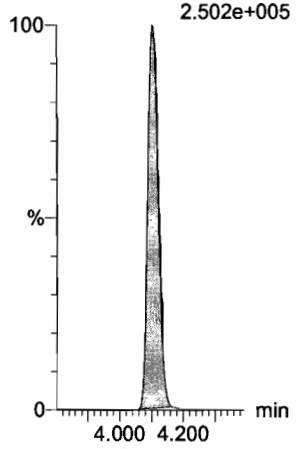

18O2-PFHxS

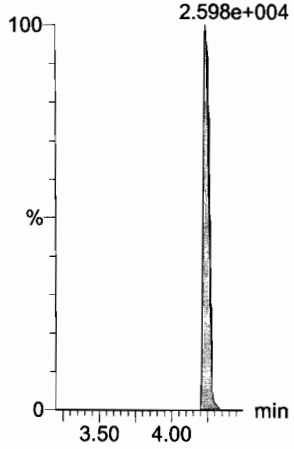

13C2-PFOA

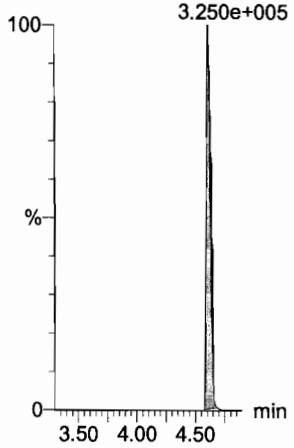

13C2-PFOA



13C8-PFOS

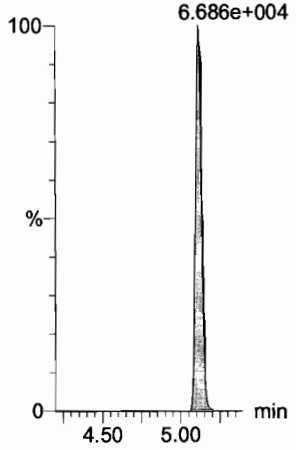

13C5-PFNA



Dataset: F:\Projects\PFAS.PRO\Results\180201M2\180201M2-CRV.qld

Last Altered: Friday, February 02, 2018 08:56:36 Pacific Standard Time
Printed: Friday, February 02, 2018 08:57:12 Pacific Standard Time

Name: 180201M2_6, Date: 01-Feb-2018, Time: 11:38:09, ID: ST180201M2-5 PFC CS2 18A3011, Description: PFC CS2 18A3011

PFOSA

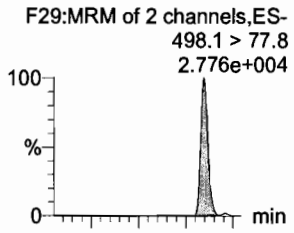

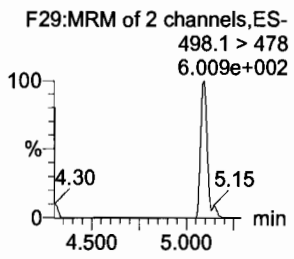

L-PFOS

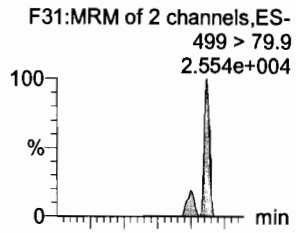

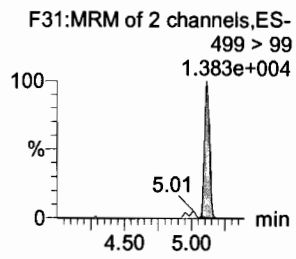

PFDA

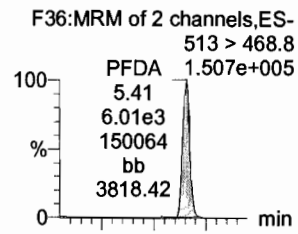

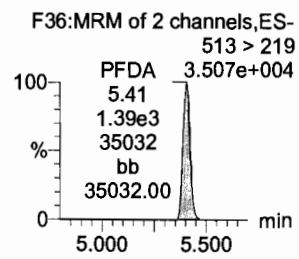

8:2 FTS

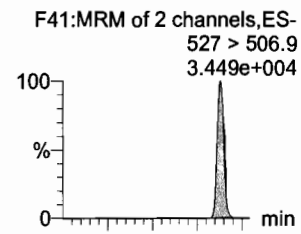

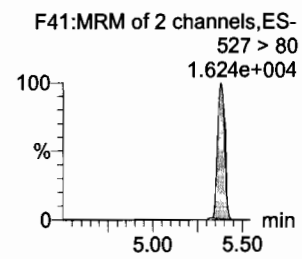

PFNS

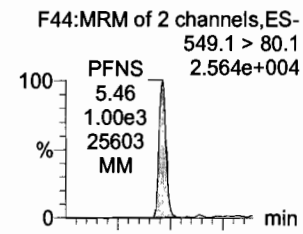

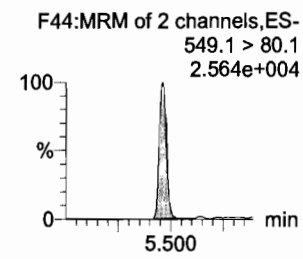

N-MeFOSAA

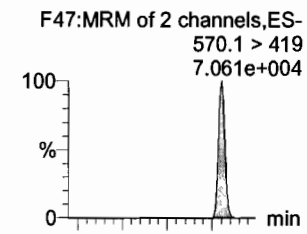

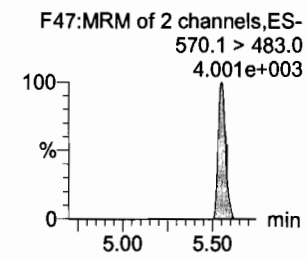

13C8-PFOSA

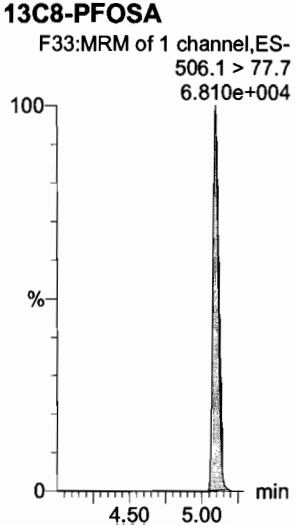

13C8-PFOS

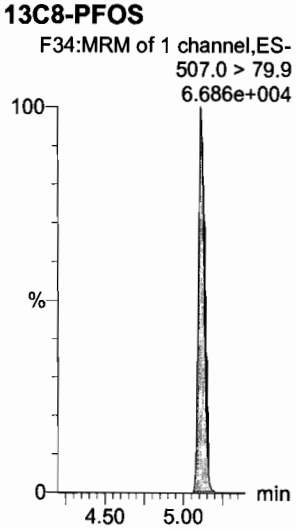

13C2-PFDA

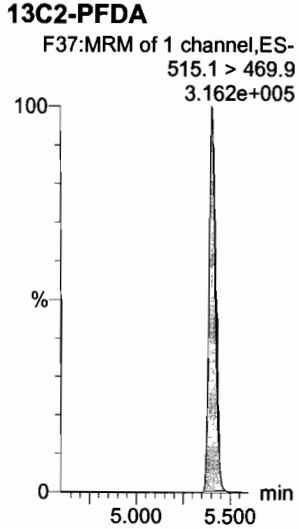

13C2-PFDA

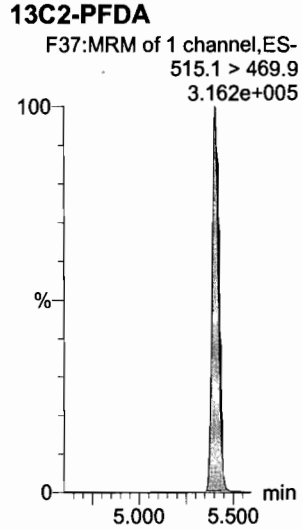

13C8-PFOS

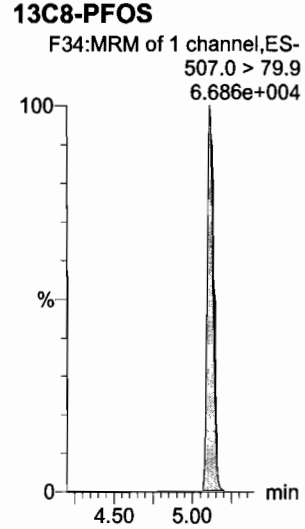

d3-N-MeFOSAA

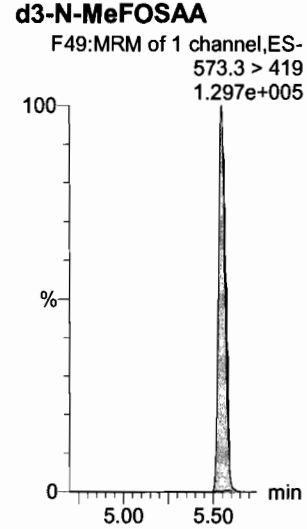

Dataset: F:\Projects\PFAS.PRO\Results\180201M2\180201M2-CRV.qld

Last Altered: Friday, February 02, 2018 08:56:36 Pacific Standard Time
Printed: Friday, February 02, 2018 08:57:12 Pacific Standard Time

Name: 180201M2_6, Date: 01-Feb-2018, Time: 11:38:09, ID: ST180201M2-5 PFC CS2 18A3011, Description: PFC CS2 18A3011

N-EtFOSAA

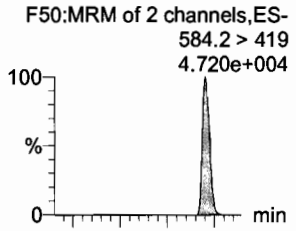

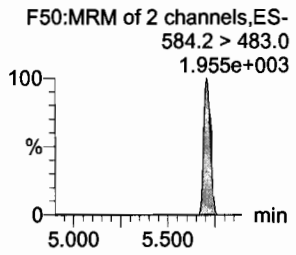

PFUdA

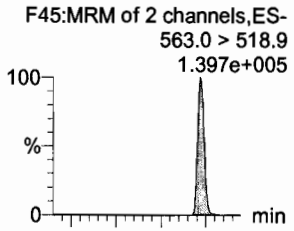

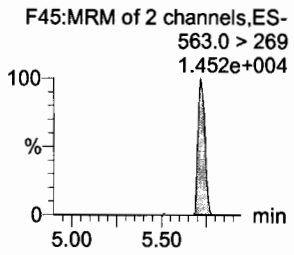

PFDS

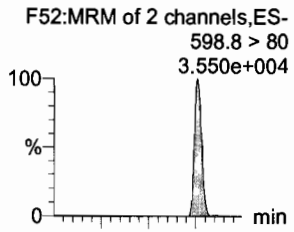

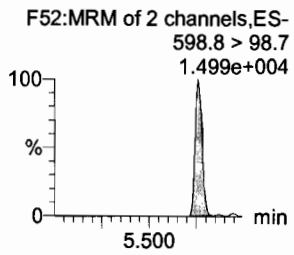

PFDoA

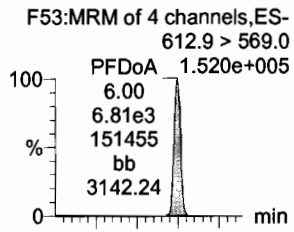

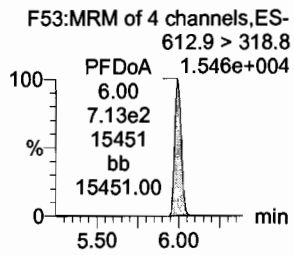

N-MeFOSA

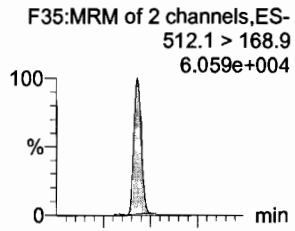

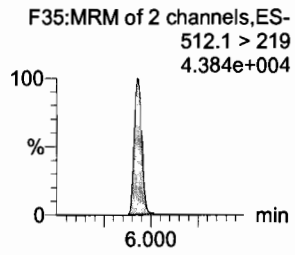

PFTrDA

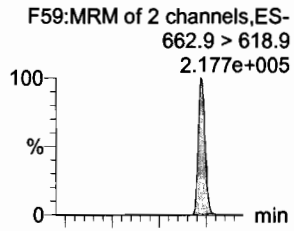

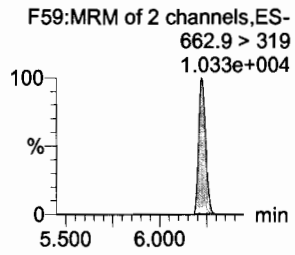

d5-N-EtFOSAA

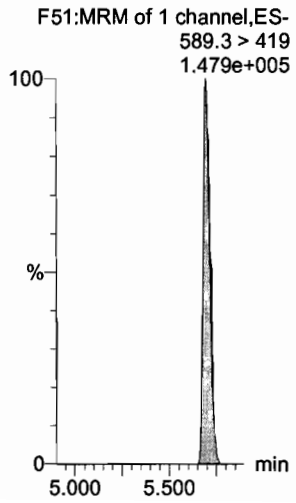

13C2-PFUdA

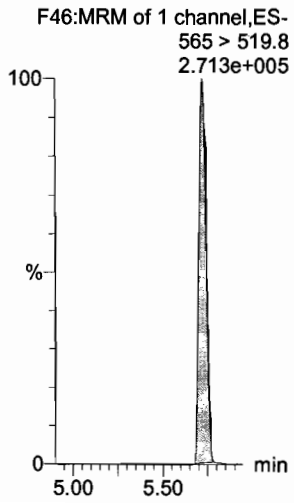

13C2-PFUdA

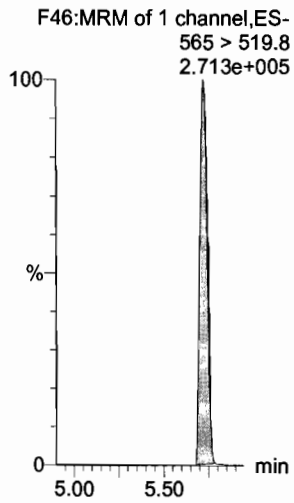

13C2-PFDoA

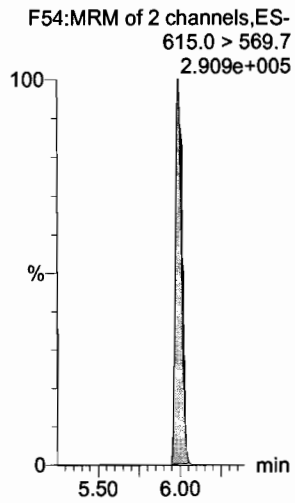

d3-N-MeFOSA

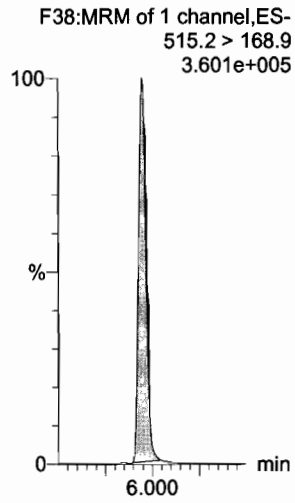

13C2-PFTeDA

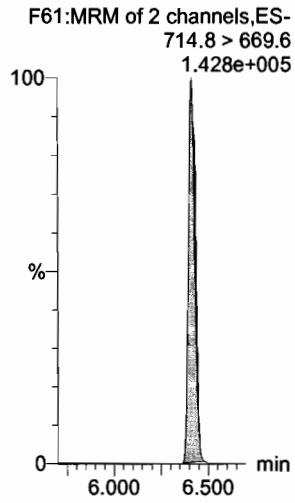

Dataset: F:\Projects\PFAS.PRO\Results\180201M2\180201M2-CRV.qld

Last Altered: Friday, February 02, 2018 08:56:36 Pacific Standard Time
Printed: Friday, February 02, 2018 08:57:12 Pacific Standard Time

Name: 180201M2_6, Date: 01-Feb-2018, Time: 11:38:09, ID: ST180201M2-5 PFC CS2 18A3011, Description: PFC CS2 18A3011

PFTeDA

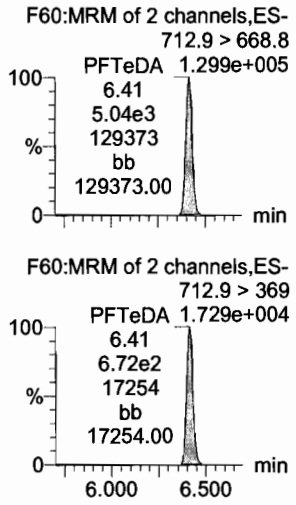

N-EtFOSA

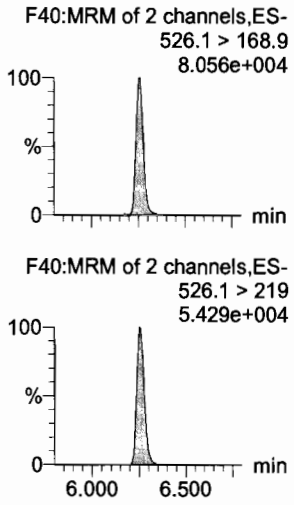

PFHxDA

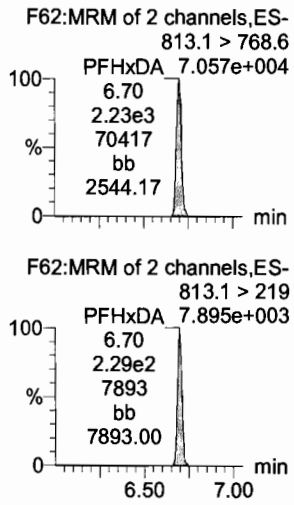

PFODA

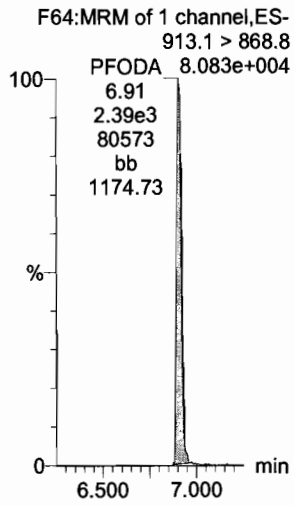

N-MeFOSE

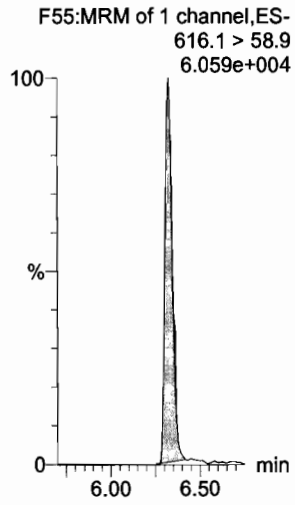

N-EtFOSE

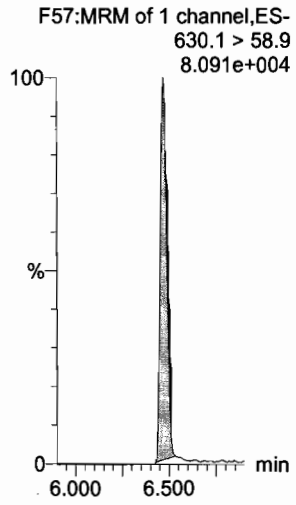

13C2-PFTeDA

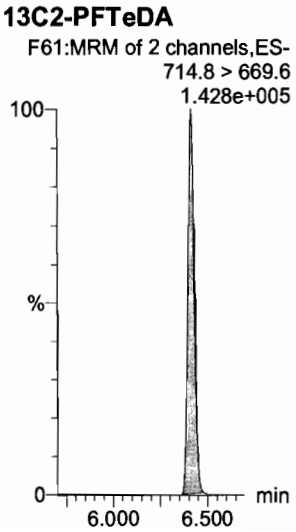

d5-N-ETFOSA

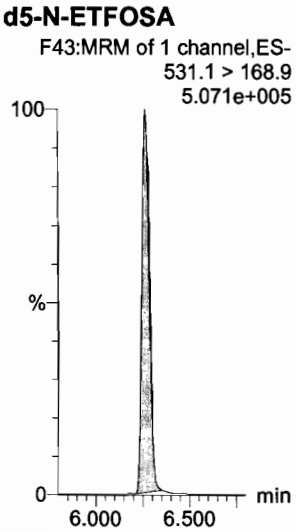

13C2-PFHxDA



13C2-PFHxDA



d7-N-MeFOSE

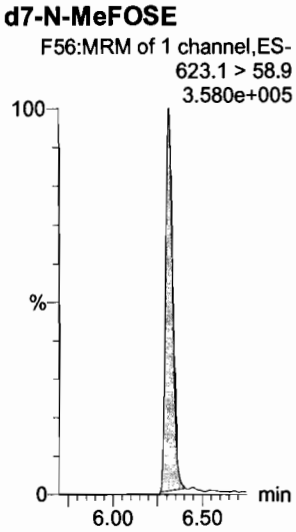

d9-N-EtFOSE



Dataset: F:\Projects\PFAS.PRO\Results\180201M2\180201M2-CRV.qld

Last Altered: Friday, February 02, 2018 08:56:36 Pacific Standard Time
Printed: Friday, February 02, 2018 08:57:12 Pacific Standard Time

Name: 180201M2_6, Date: 01-Feb-2018, Time: 11:38:09, ID: ST180201M2-5 PFC CS2 18A3011, Description: PFC CS2 18A3011

13C4-PFBA

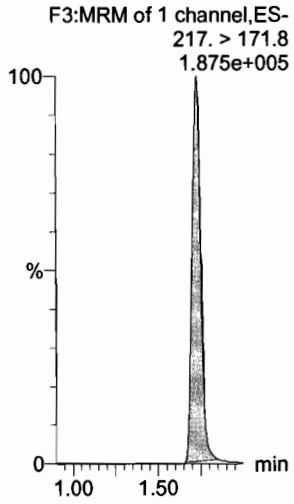

13C5-PFHxA

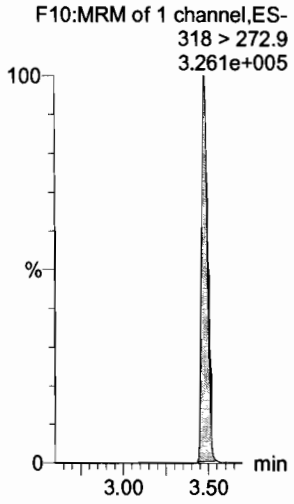

13C3-PFHxS

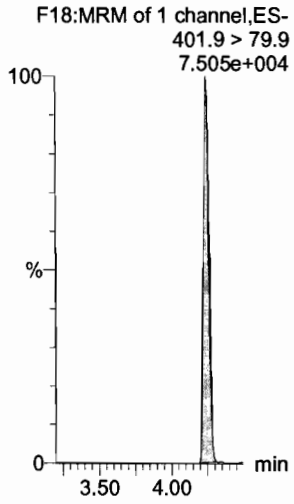

13C8-PFOA

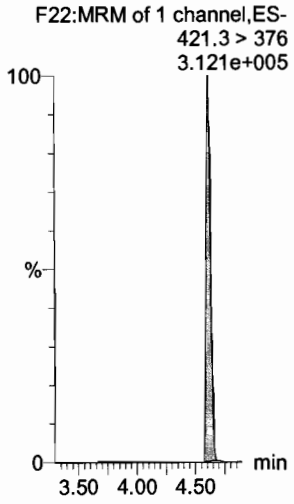

13C9-PFNA

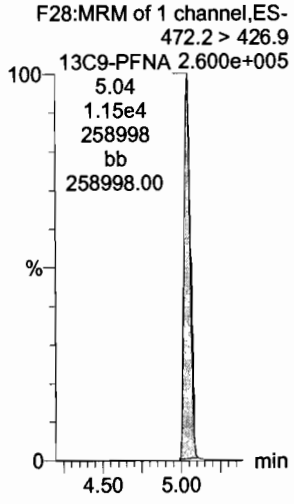

13C4-PFOS

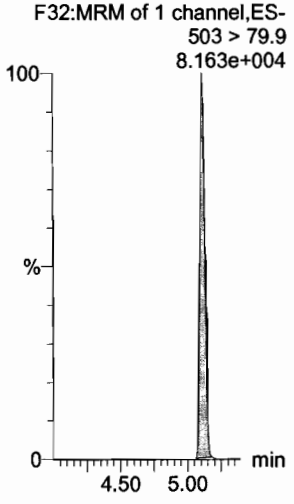

13C6-PFDA

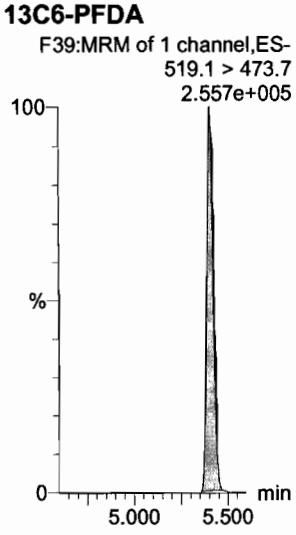

13C7-PFUdA

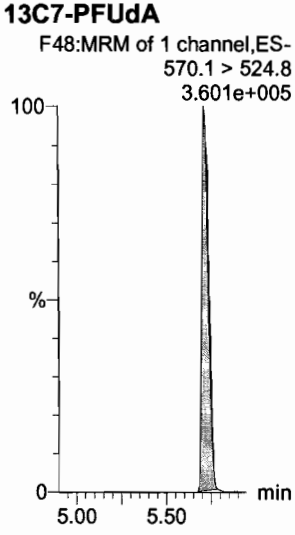

13C2-4:2 FTS

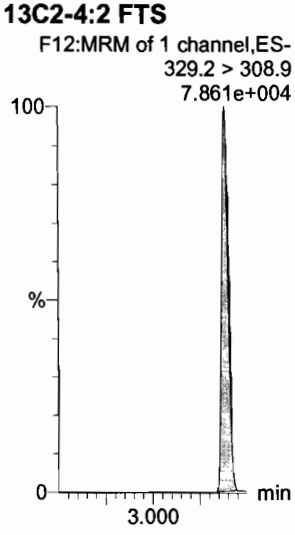

Dataset: F:\Projects\PFAS.PRO\Results\180201M2\180201M2-CRV.qld

Last Altered: Friday, February 02, 2018 08:56:36 Pacific Standard Time
Printed: Friday, February 02, 2018 08:57:12 Pacific Standard Time

Name: 180201M2_7, Date: 01-Feb-2018, Time: 11:49:38, ID: ST180201M2-6 PFC CS3 18A3012, Description: PFC CS3 18A3012

PFBA
F1:MRM of 1 channel,ES-
213.0 > 168.8
1.675e+005



PFPeA
F4:MRM of 1 channel,ES-
263.1 > 218.9
2.068e+005

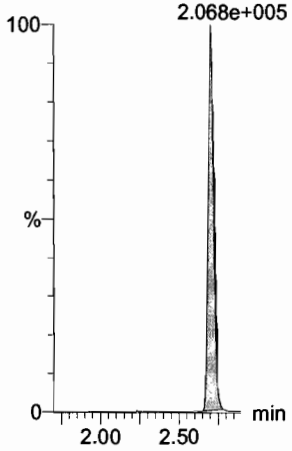

PFBS
F6:MRM of 2 channels,ES-
299.0 > 79.7
5.841e+004

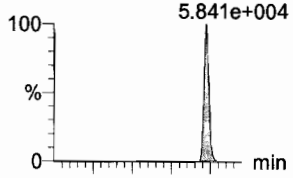

F6:MRM of 2 channels,ES-
299.0 > 99.0
2.755e+004

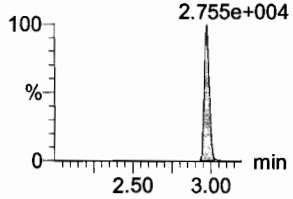

4:2 FTS
F11:MRM of 2 channels,ES-
327.2 > 307.2
5.359e+004

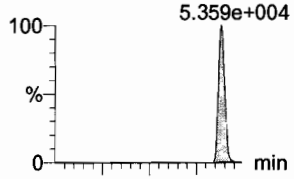

F11:MRM of 2 channels,ES-
327.2 > 81.1
4.047e+004

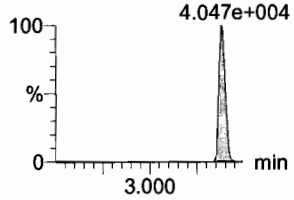

PFHxA
F8:MRM of 2 channels,ES-
313.2 > 268.9
2.768e+005

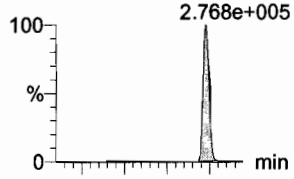

F8:MRM of 2 channels,ES-
313.2 > 119
2.519e+003

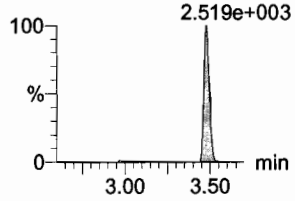

PFPeS
F14:MRM of 2 channels,ES-
349.1 > 80.1
6.298e+004

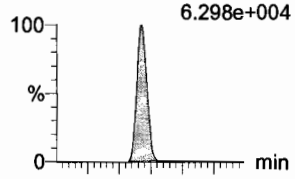

F14:MRM of 2 channels,ES-
349.1 > 99
3.642e+004

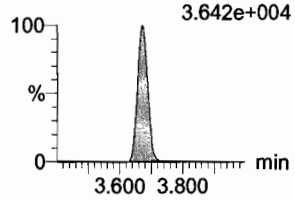

13C3-PFBA
F2:MRM of 1 channel,ES-
216.1 > 171.8
1.693e+005

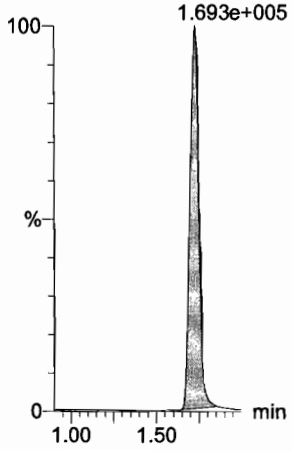

13C3-PFPeA
F5:MRM of 1 channel,ES-
266. > 221.8
2.364e+005

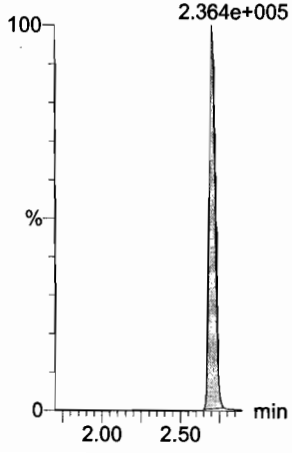

13C3-PFBS
F7:MRM of 1 channel,ES-
302. > 98.8
4.310e+004

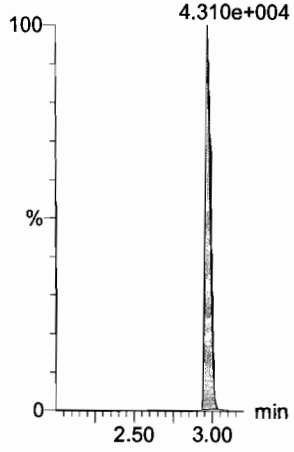

13C3-PFBS
F7:MRM of 1 channel,ES-
302. > 98.8
4.310e+004

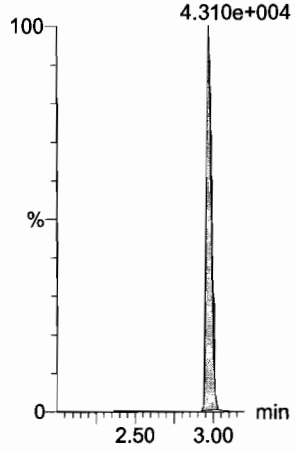

13C2-PFHxA
F9:MRM of 1 channel,ES-
315 > 269.8
8.292e+004

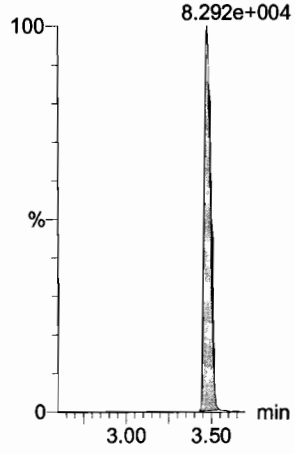

13C3-PFBS
F7:MRM of 1 channel,ES-
302. > 98.8
4.310e+004

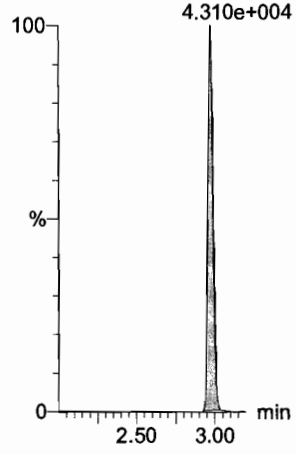

Dataset: F:\Projects\PFAS.PRO\Results\180201M2\180201M2-CRV.qld

Last Altered: Friday, February 02, 2018 08:56:36 Pacific Standard Time
Printed: Friday, February 02, 2018 08:57:12 Pacific Standard Time

Name: 180201M2_7, Date: 01-Feb-2018, Time: 11:49:38, ID: ST180201M2-6 PFC CS3 18A3012, Description: PFC CS3 18A3012

PFHpA

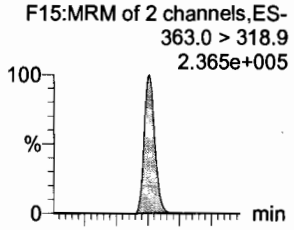

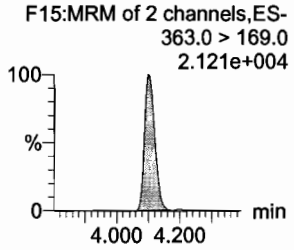

L-PFHxS

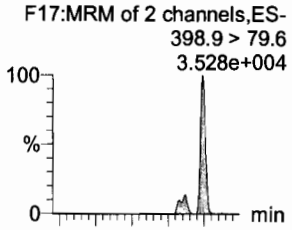

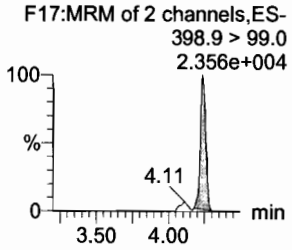

6:2 FTS

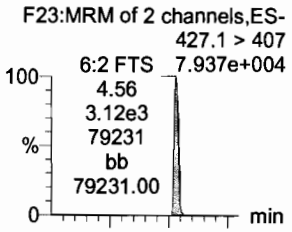

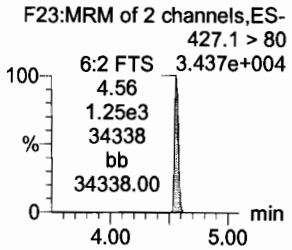

L-PFOA

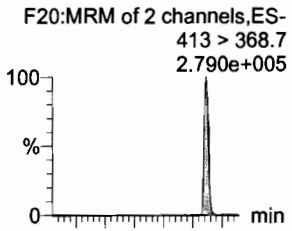

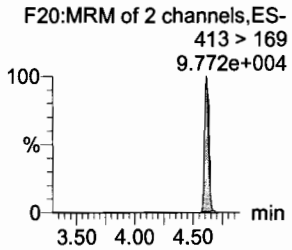

PFHpS

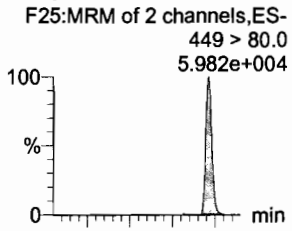

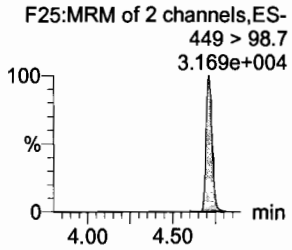

PFNA

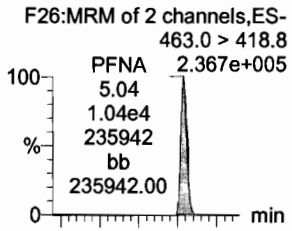

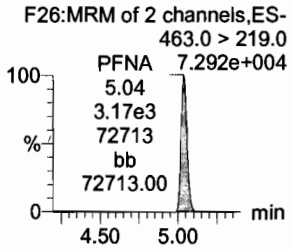

13C4-PFHpA

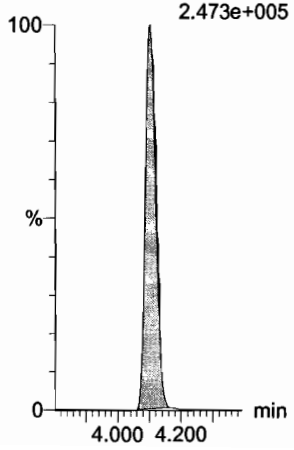

18O2-PFHxS

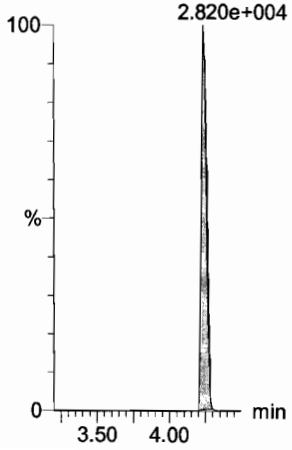

13C2-PFOA



13C2-PFOA

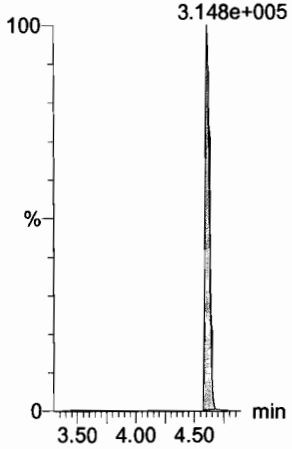

13C8-PFOS



13C5-PFNA

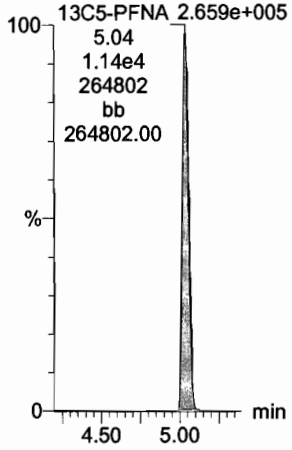

Dataset: F:\Projects\PFAS.PRO\Results\180201M2\180201M2-CRV.qld

Last Altered: Friday, February 02, 2018 08:56:36 Pacific Standard Time
Printed: Friday, February 02, 2018 08:57:12 Pacific Standard Time

Name: 180201M2_7, Date: 01-Feb-2018, Time: 11:49:38, ID: ST180201M2-6 PFC CS3 18A3012, Description: PFC CS3 18A3012

PFOSA

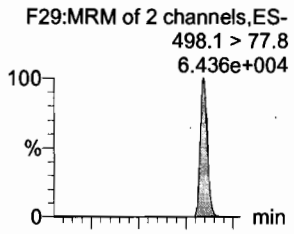

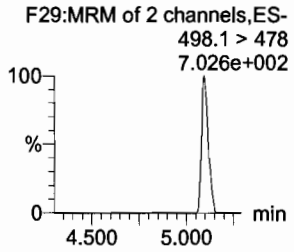

L-PFOS

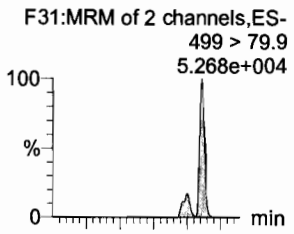

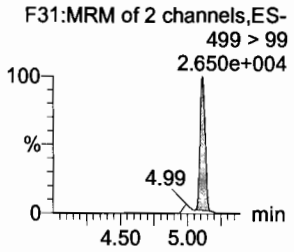

PFDA

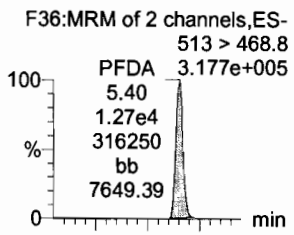

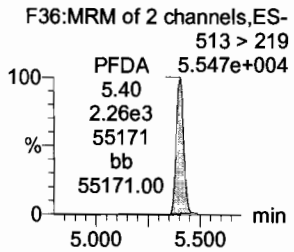

8:2 FTS

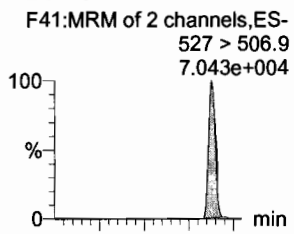

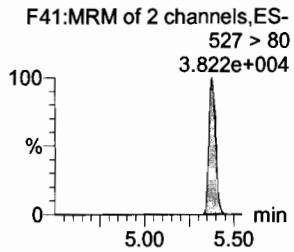

PFNS

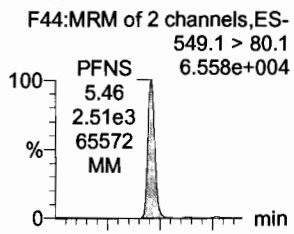

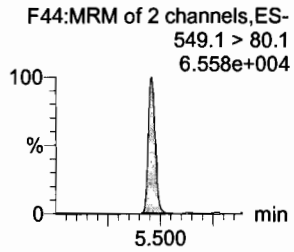

N-MeFOSAA

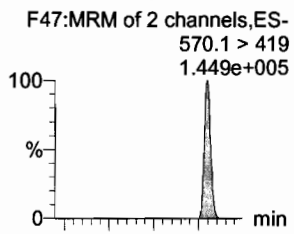

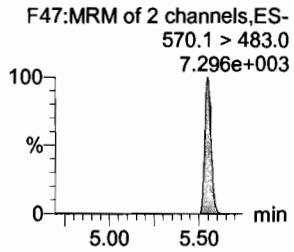

13C8-PFOSA



13C8-PFOS

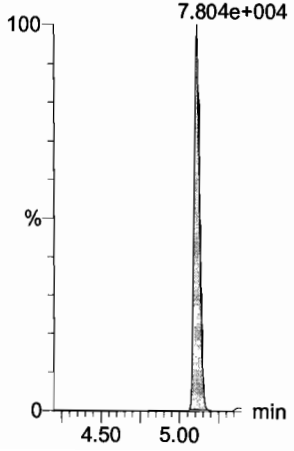

13C2-PFDA

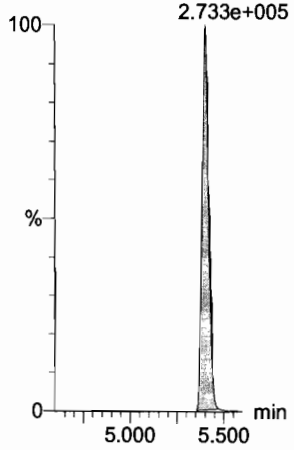

13C2-PFDA

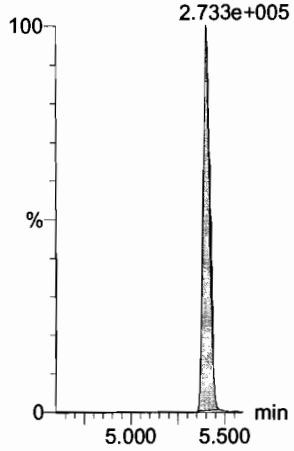

13C8-PFOS

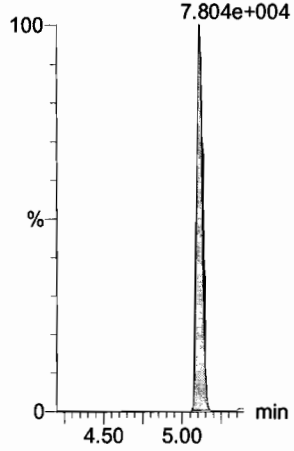

d3-N-MeFOSAA

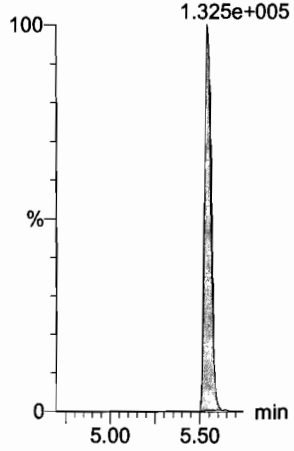

Dataset: F:\Projects\PFAS.PRO\Results\180201M2\180201M2-CRV.qld

Last Altered: Friday, February 02, 2018 08:56:36 Pacific Standard Time
Printed: Friday, February 02, 2018 08:57:12 Pacific Standard Time

Name: 180201M2_7, Date: 01-Feb-2018, Time: 11:49:38, ID: ST180201M2-6 PFC CS3 18A3012, Description: PFC CS3 18A3012

N-EtFOSAA

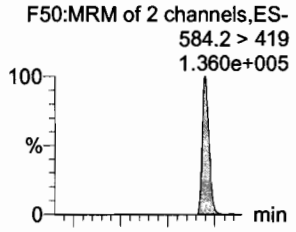

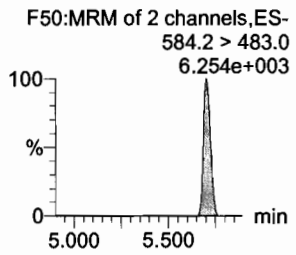

PFUdA

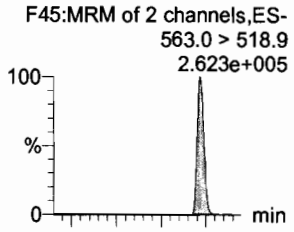

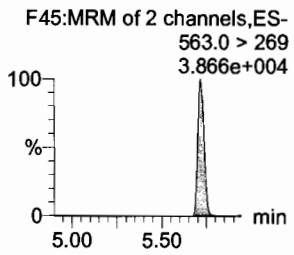

PFDS

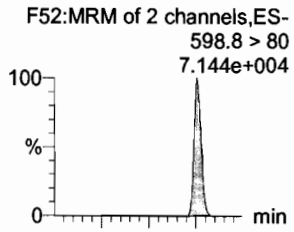

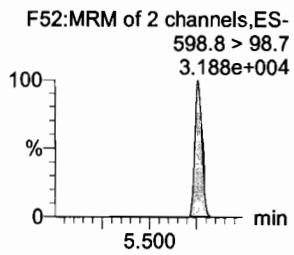

PFDoA

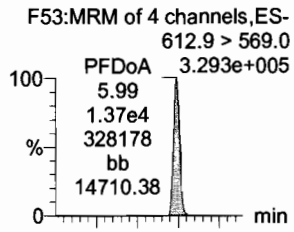

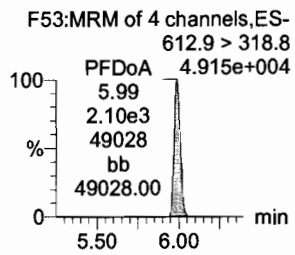

N-MeFOSA

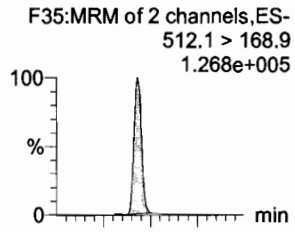

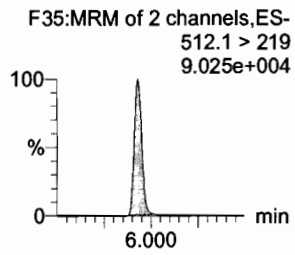

PFTrDA

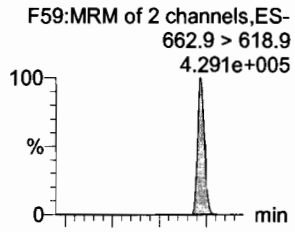

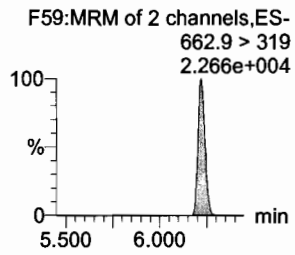

d5-N-EtFOSAA

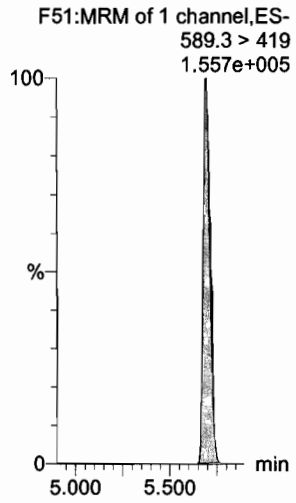

13C2-PFUdA

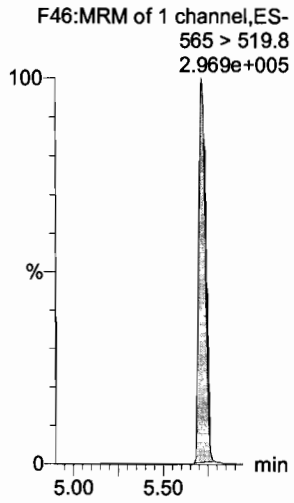

13C2-PFUdA

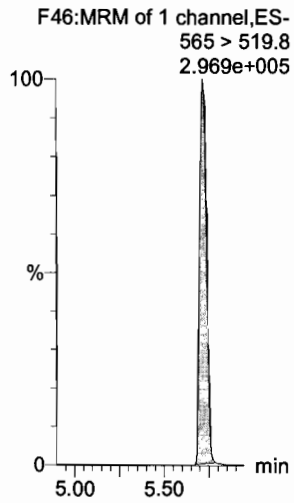

13C2-PFDoA



d3-N-MeFOSA

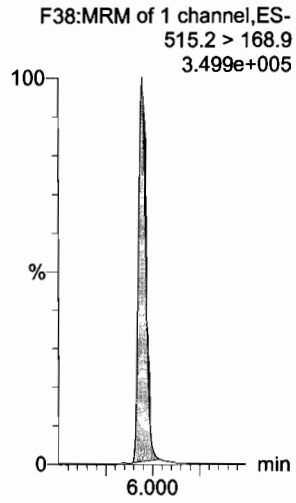

13C2-PFTeDA

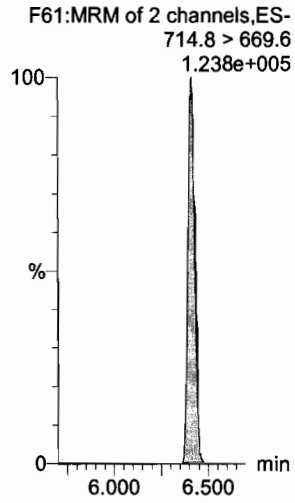

Dataset: F:\Projects\PFAS.PRO\Results\180201M2\180201M2-CRV.qld

Last Altered: Friday, February 02, 2018 08:56:36 Pacific Standard Time
Printed: Friday, February 02, 2018 08:57:12 Pacific Standard Time

Name: 180201M2_7, Date: 01-Feb-2018, Time: 11:49:38, ID: ST180201M2-6 PFC CS3 18A3012, Description: PFC CS3 18A3012

PFTeDA

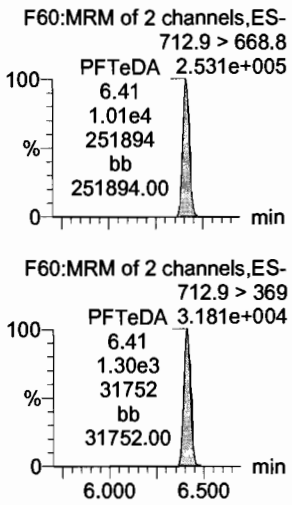

N-EtFOSA

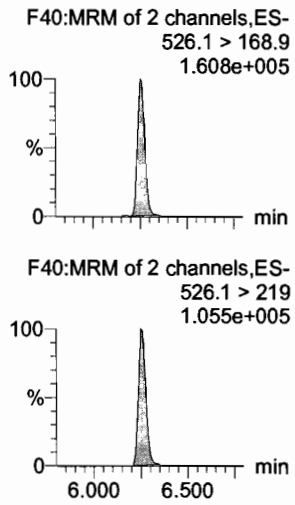

PFHxDA

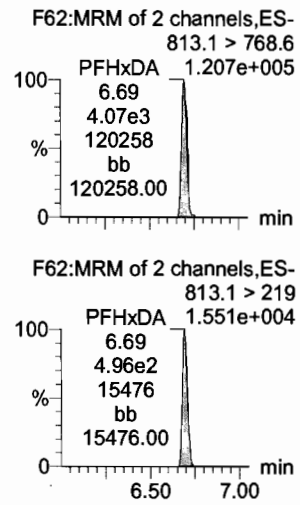

PFODA

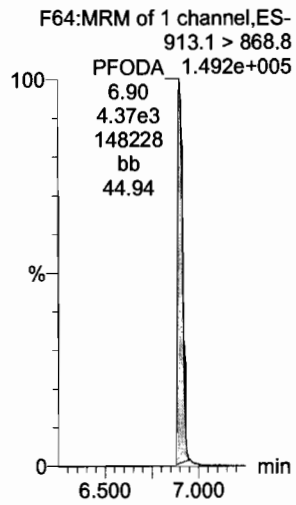

N-MeFOSE

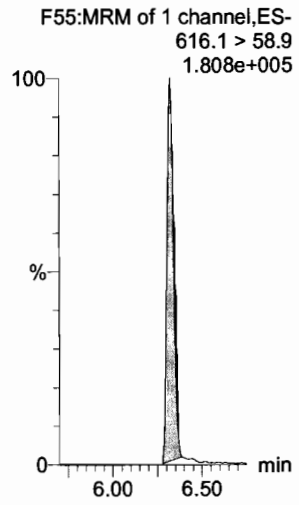

N-EtFOSE

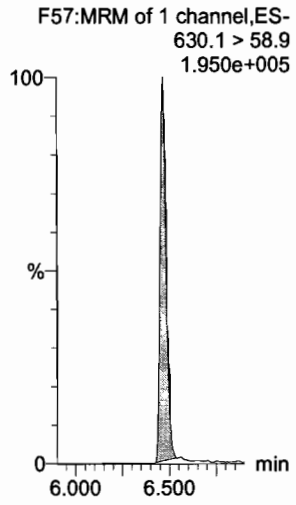

13C2-PFTeDA



d5-N-ETFOSA

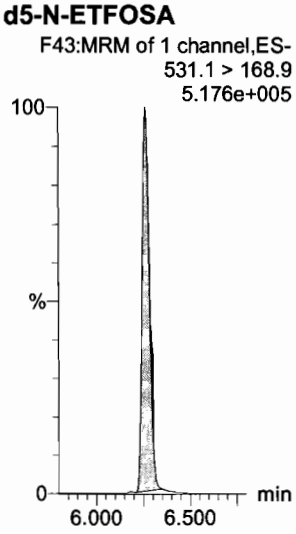

13C2-PFHxDA

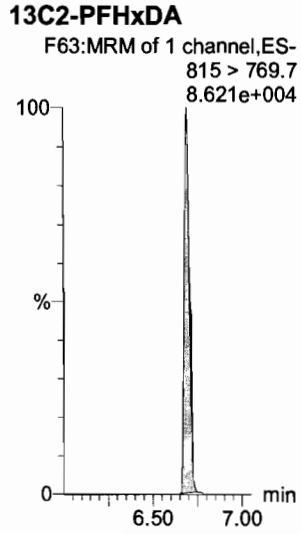

13C2-PFHxDA

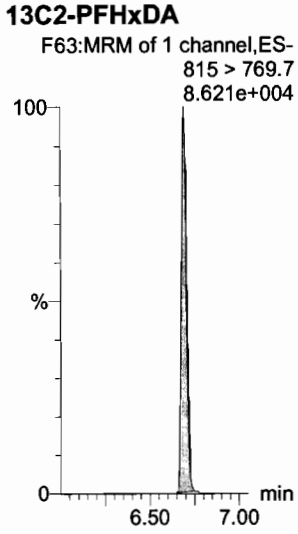

d7-N-MeFOSE

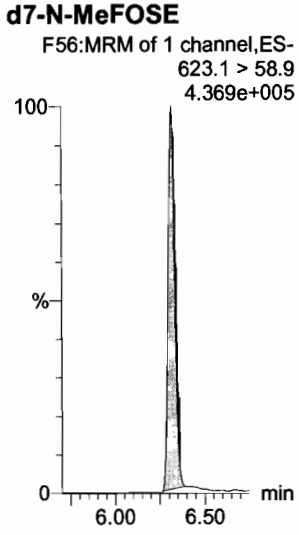

d9-N-EtFOSE

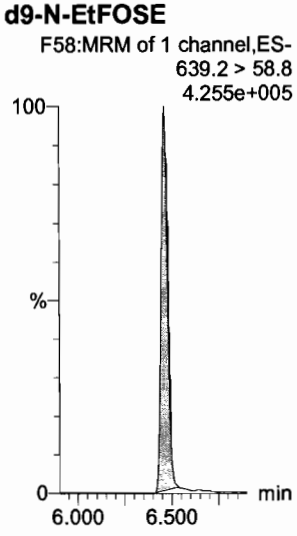

Dataset: F:\Projects\PFAS.PRO\Results\180201M2\180201M2-CRV.qld

Last Altered: Friday, February 02, 2018 08:56:36 Pacific Standard Time
Printed: Friday, February 02, 2018 08:57:12 Pacific Standard Time

Name: 180201M2_7, Date: 01-Feb-2018, Time: 11:49:38, ID: ST180201M2-6 PFC CS3 18A3012, Description: PFC CS3 18A3012

13C4-PFBA

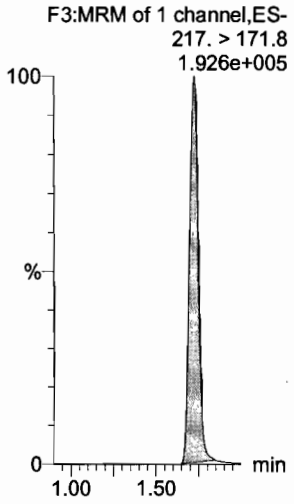

13C5-PFHxA

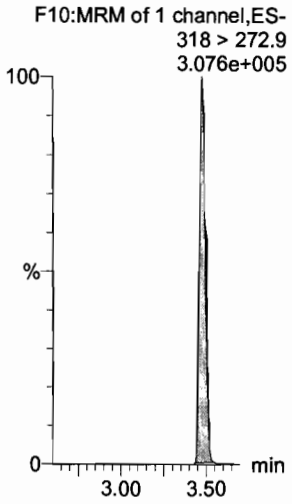

13C3-PFHxS

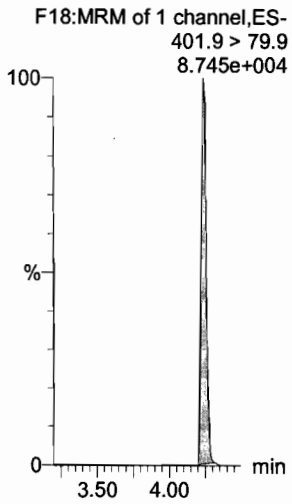

13C8-PFOA



13C9-PFNA

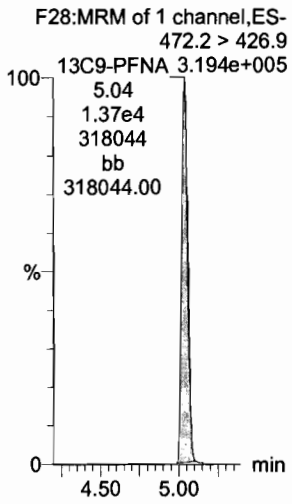

13C4-PFOS

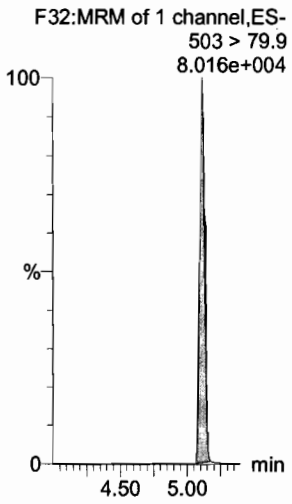

13C6-PFDA

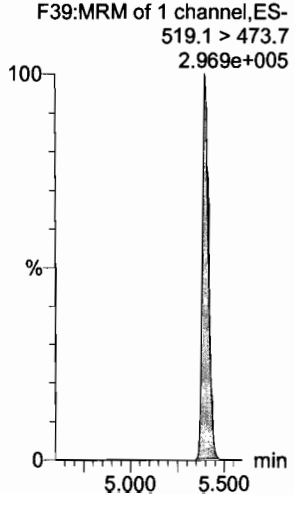

13C7-PFUdA

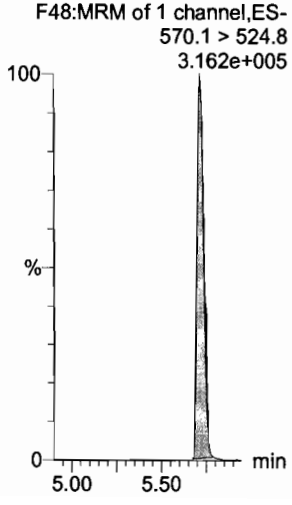

13C2-4:2 FTS

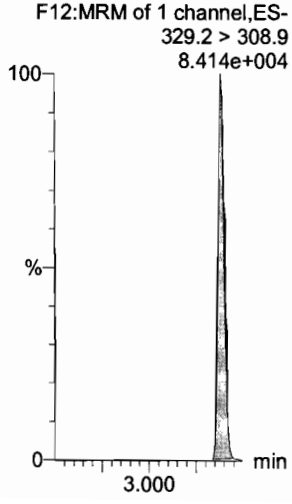

Dataset: F:\Projects\PFAS.PRO\Results\180201M2\180201M2-CRV.qld

Last Altered: Friday, February 02, 2018 08:56:36 Pacific Standard Time
Printed: Friday, February 02, 2018 08:57:12 Pacific Standard Time

Name: 180201M2_8, Date: 01-Feb-2018, Time: 12:01:08, ID: ST180201M2-7 PFC CS4 18A3013, Description: PFC CS4 18A3013

PFBA
F1:MRM of 1 channel,ES-
213.0 > 168.8
7.708e+005

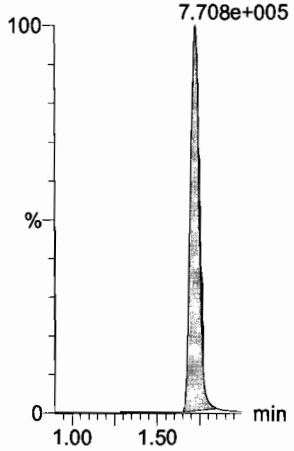

PFPeA
F4:MRM of 1 channel,ES-
263.1 > 218.9
1.028e+006

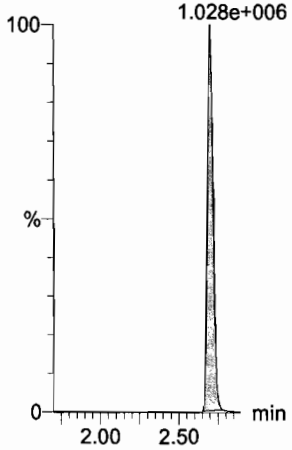

PFBS
F6:MRM of 2 channels,ES-
299.0 > 79.7
2.442e+005

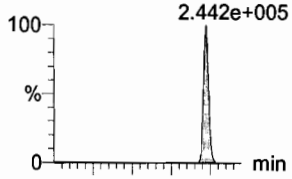

F6:MRM of 2 channels,ES-
299.0 > 99.0
1.148e+005

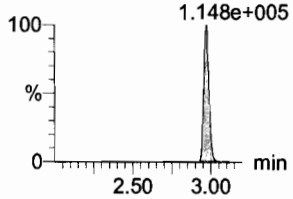

4:2 FTS
F11:MRM of 2 channels,ES-
327.2 > 307.2
2.691e+005

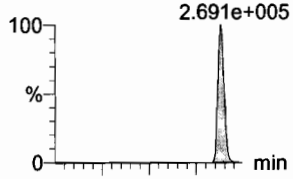

F11:MRM of 2 channels,ES-
327.2 > 81.1
2.119e+005

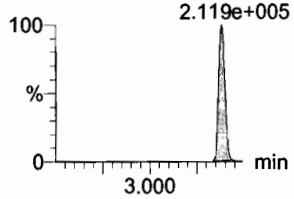

PFHxA
F8:MRM of 2 channels,ES-
313.2 > 268.9
1.325e+006

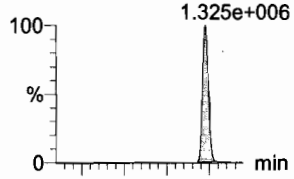

F8:MRM of 2 channels,ES-
313.2 > 119
9.483e+003

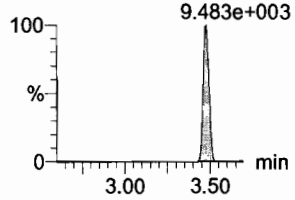

PFPeS
F14:MRM of 2 channels,ES-
349.1 > 80.1
2.892e+005

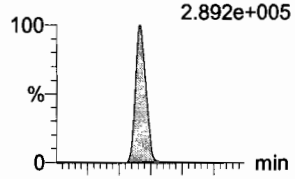

F14:MRM of 2 channels,ES-
349.1 > 99
1.520e+005

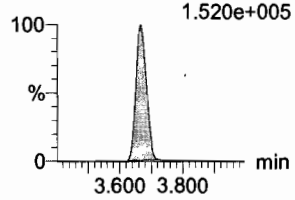

13C3-PFBA
F2:MRM of 1 channel,ES-
216.1 > 171.8
1.637e+005

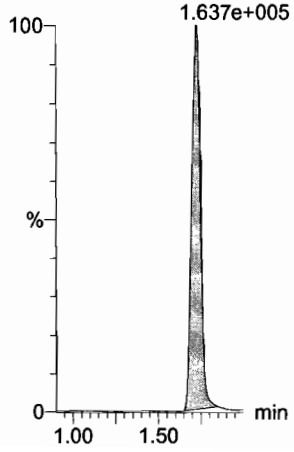

13C3-PFPeA
F5:MRM of 1 channel,ES-
266. > 221.8
2.584e+005



13C3-PFBS
F7:MRM of 1 channel,ES-
302. > 98.8
4.116e+004

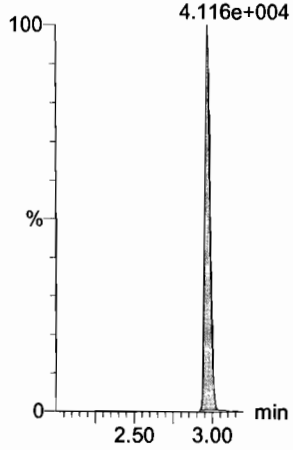

13C3-PFBS
F7:MRM of 1 channel,ES-
302. > 98.8
4.116e+004

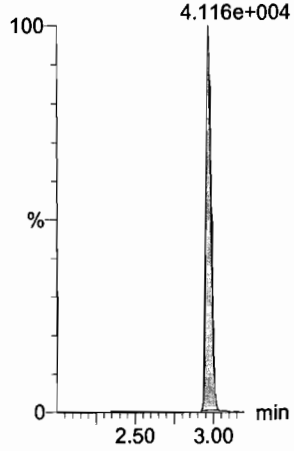

13C2-PFHxA
F9:MRM of 1 channel,ES-
315 > 269.8
8.537e+004

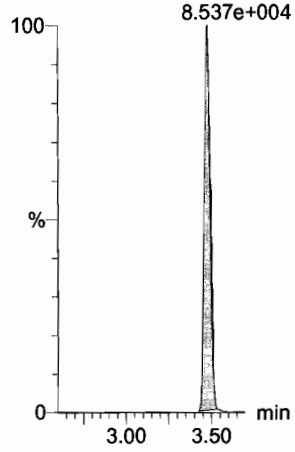

13C3-PFBS
F7:MRM of 1 channel,ES-
302. > 98.8
4.116e+004

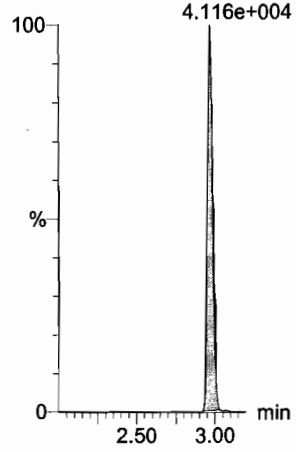

Dataset: F:\Projects\PFAS.PRO\Results\180201M2\180201M2-CRV.qld

Last Altered: Friday, February 02, 2018 08:56:36 Pacific Standard Time
Printed: Friday, February 02, 2018 08:57:12 Pacific Standard Time

Name: 180201M2_8, Date: 01-Feb-2018, Time: 12:01:08, ID: ST180201M2-7 PFC CS4 18A3013, Description: PFC CS4 18A3013

PFHpA

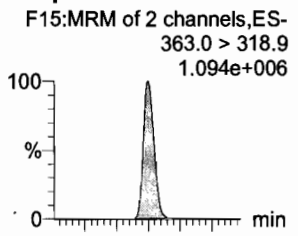

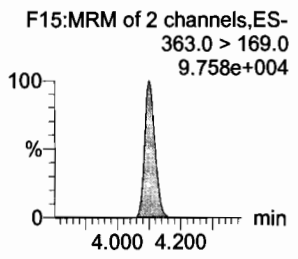

L-PFHxS

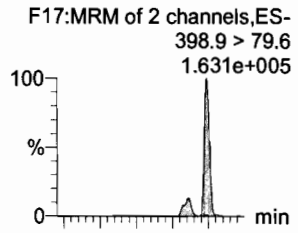

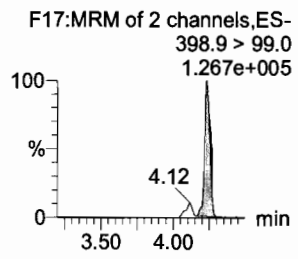

6:2 FTS

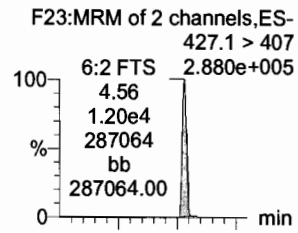

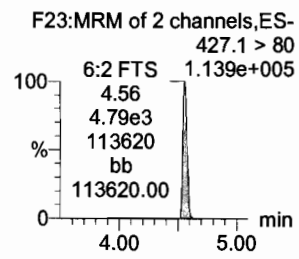

L-PFOA

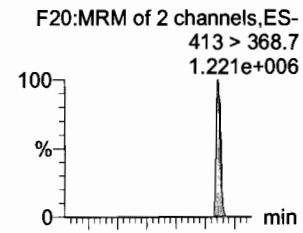

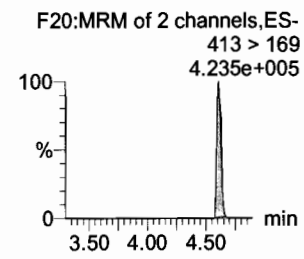

PFHpS

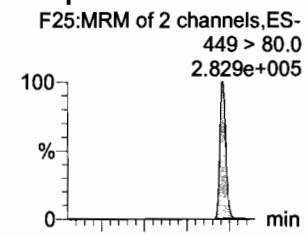

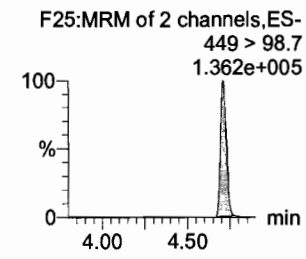

PFNA

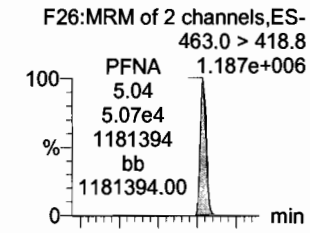

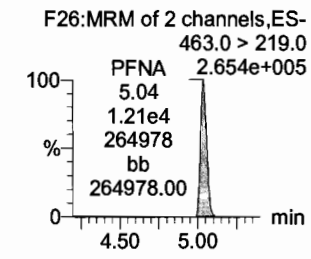

13C4-PFHpA

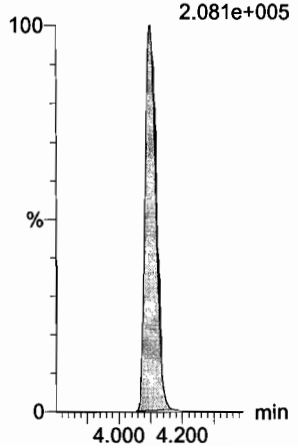

18O2-PFHxS

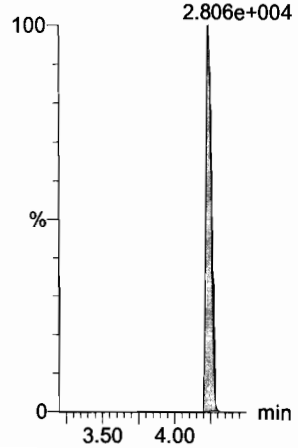

13C2-PFOA

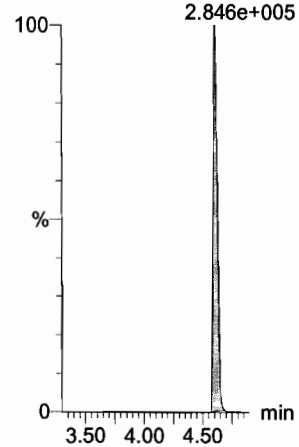

13C2-PFOA

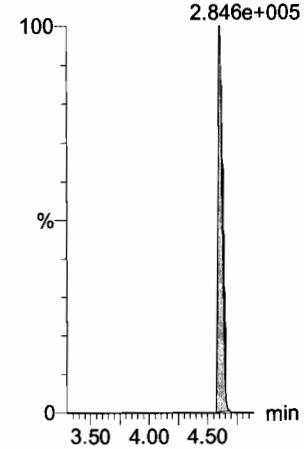

13C8-PFOS

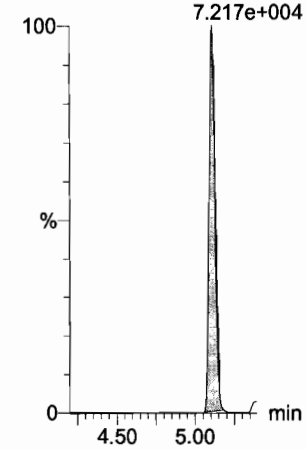

13C5-PFNA



Dataset: F:\Projects\PFAS.PRO\Results\180201M2\180201M2-CRV.qld

Last Altered: Friday, February 02, 2018 08:56:36 Pacific Standard Time
Printed: Friday, February 02, 2018 08:57:12 Pacific Standard Time

Name: 180201M2_8, Date: 01-Feb-2018, Time: 12:01:08, ID: ST180201M2-7 PFC CS4 18A3013, Description: PFC CS4 18A3013

PFOSA

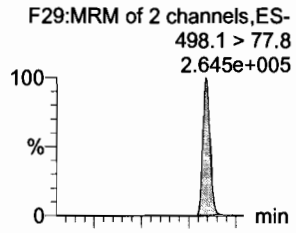

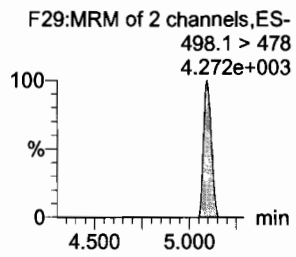

L-PFOS

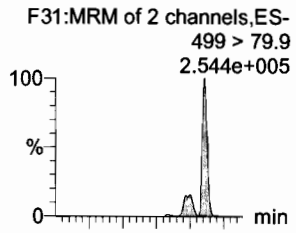

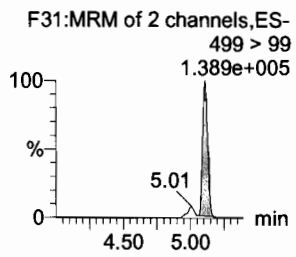

PFDA

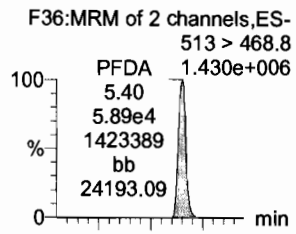

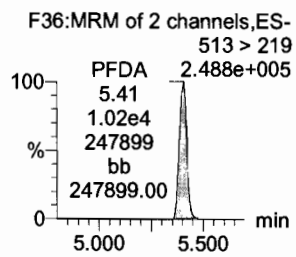

8:2 FTS

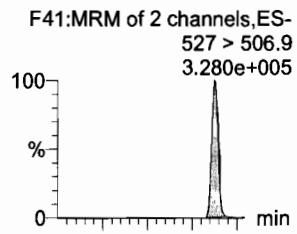

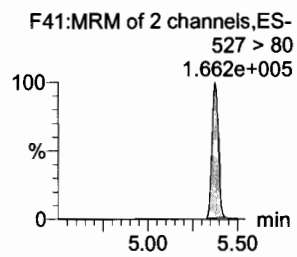

PFNS

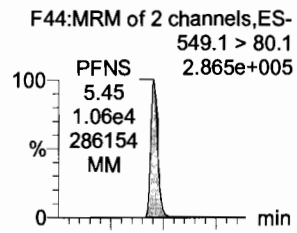

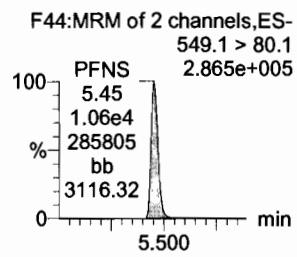

N-MeFOSAA

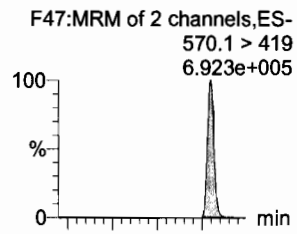

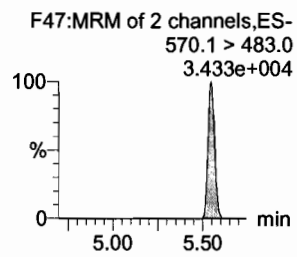

13C8-PFOSA

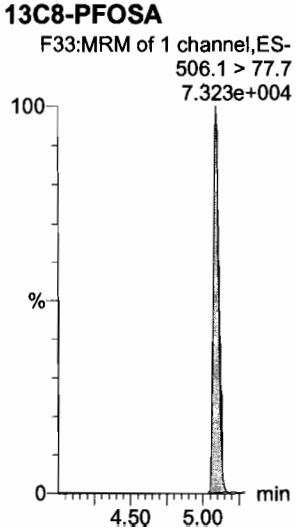

13C8-PFOS



13C2-PFDA

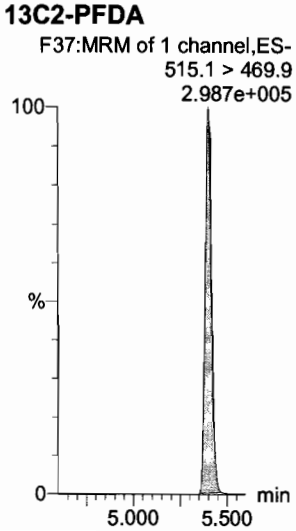

13C2-PFDA



13C8-PFOS



d3-N-MeFOSAA

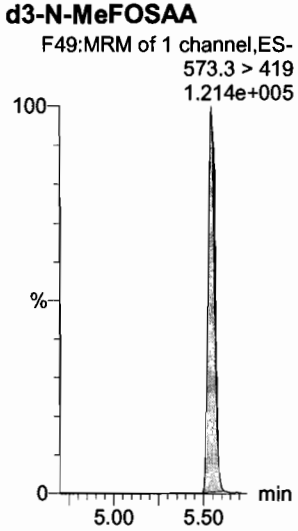

Dataset: F:\Projects\PFAS.PRO\Results\180201M2\180201M2-CRV.qld

Last Altered: Friday, February 02, 2018 08:56:36 Pacific Standard Time
Printed: Friday, February 02, 2018 08:57:12 Pacific Standard Time

Name: 180201M2_8, Date: 01-Feb-2018, Time: 12:01:08, ID: ST180201M2-7 PFC CS4 18A3013, Description: PFC CS4 18A3013

N-EtFOSAA

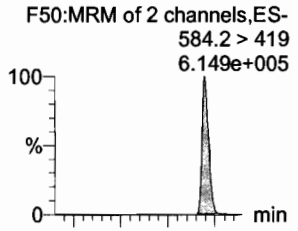

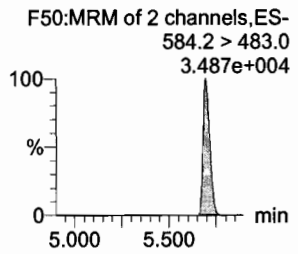

PFUdA

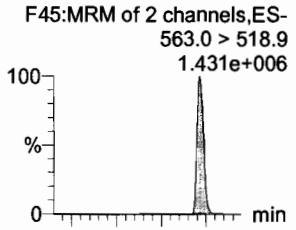

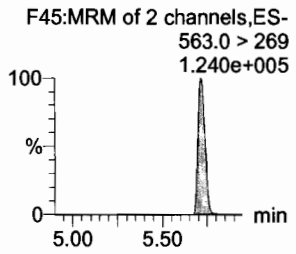

PFDS

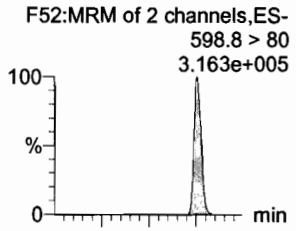

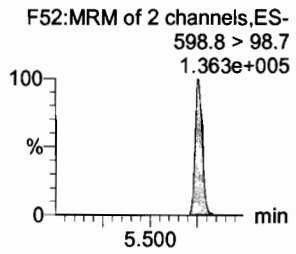

PFDoA

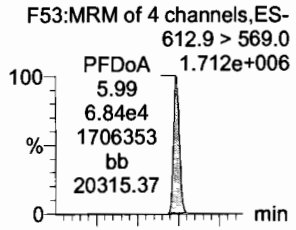

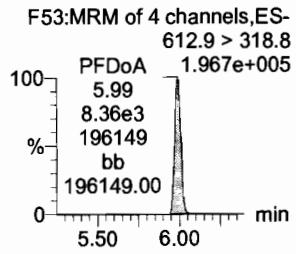

N-MeFOSA

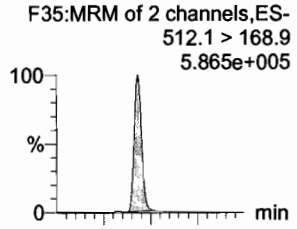

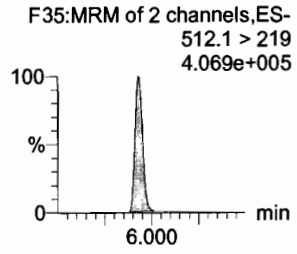

PFTrDA

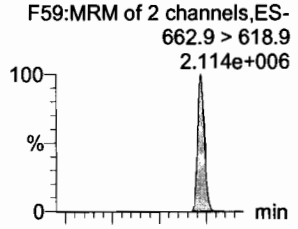

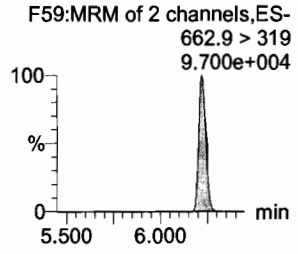

d5-N-EtFOSAA

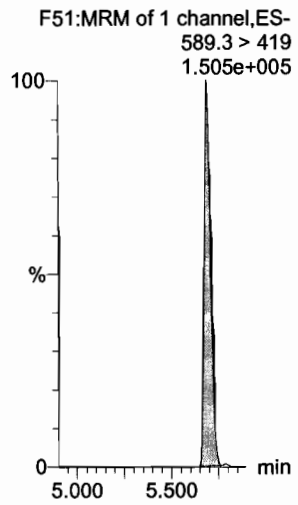

13C2-PFUdA



13C2-PFUdA

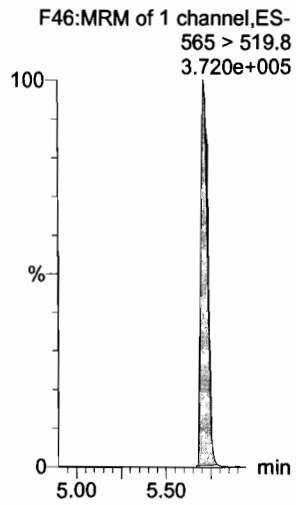

13C2-PFDoA

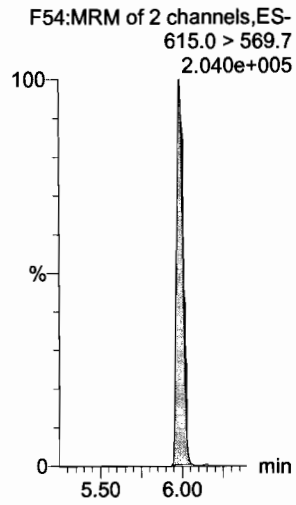

d3-N-MeFOSA

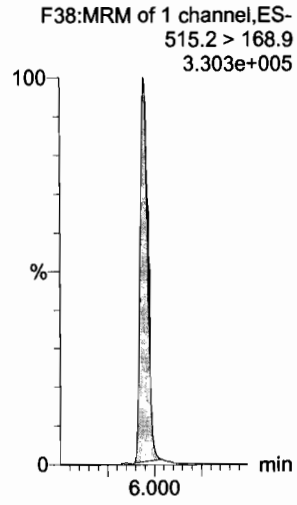

13C2-PFTeDA

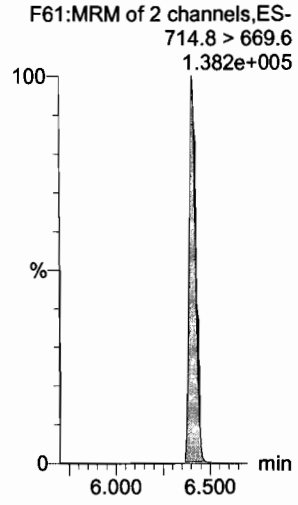

Dataset: F:\Projects\PFAS.PRO\Results\180201M2\180201M2-CRV.qld

Last Altered: Friday, February 02, 2018 08:56:36 Pacific Standard Time
Printed: Friday, February 02, 2018 08:57:12 Pacific Standard Time

Name: 180201M2_8, Date: 01-Feb-2018, Time: 12:01:08, ID: ST180201M2-7 PFC CS4 18A3013, Description: PFC CS4 18A3013

PFTeDA

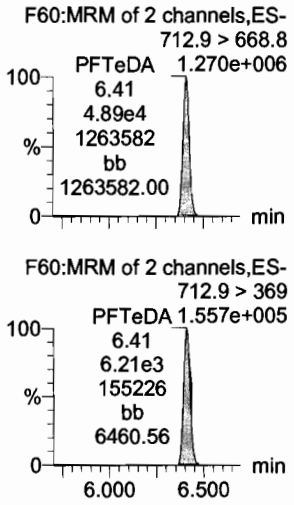

N-EtFOSA

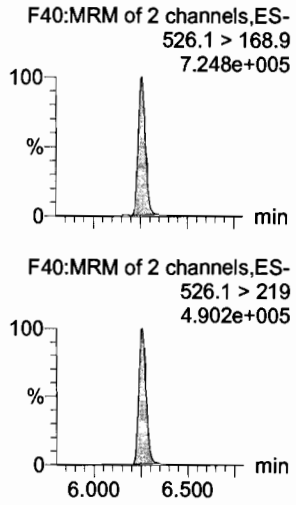

PFHxDA

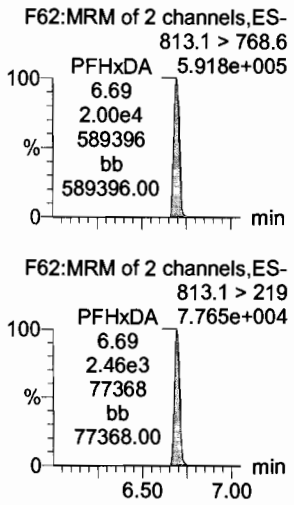

PFODA

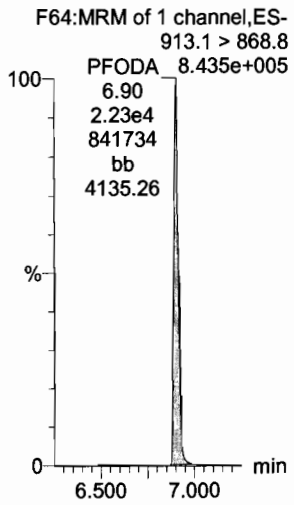

N-MeFOSE

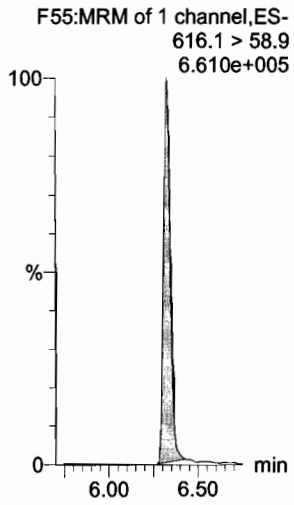

N-EtFOSE

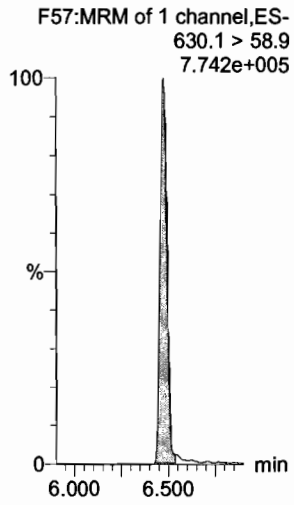

13C2-PFTeDA

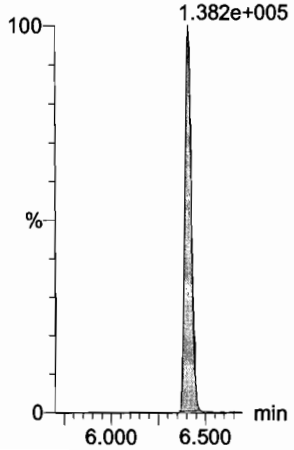

d5-N-ETFOSA

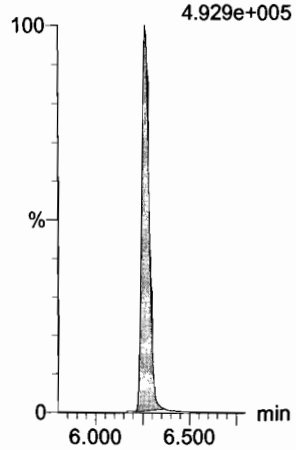

13C2-PFHxDA

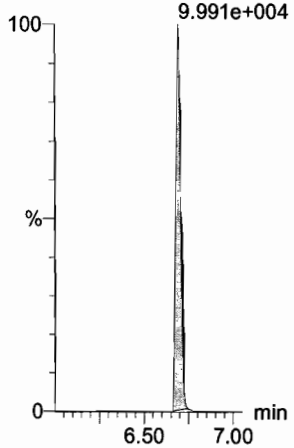

13C2-PFHxDA

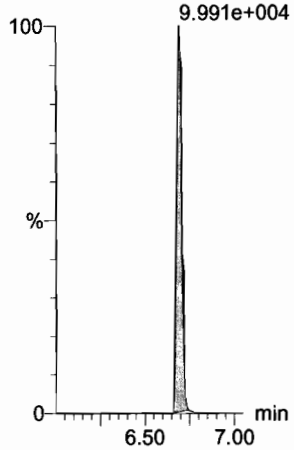

d7-N-MeFOSE

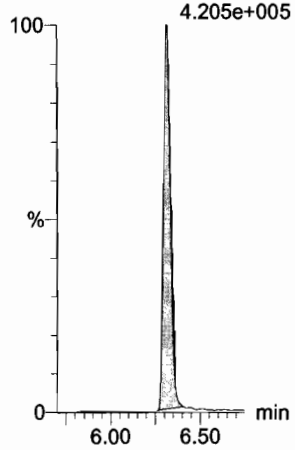

d9-N-EtFOSE



Dataset: F:\Projects\PFAS.PRO\Results\180201M2\180201M2-CRV.qld

Last Altered: Friday, February 02, 2018 08:56:36 Pacific Standard Time
Printed: Friday, February 02, 2018 08:57:12 Pacific Standard Time

Name: 180201M2_8, Date: 01-Feb-2018, Time: 12:01:08, ID: ST180201M2-7 PFC CS4 18A3013, Description: PFC CS4 18A3013

13C4-PFBA

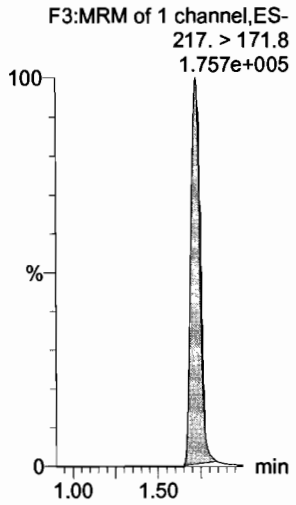

13C5-PFHxA

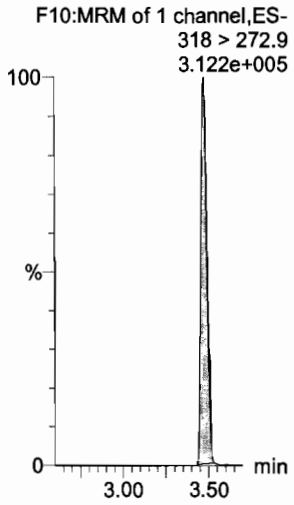

13C3-PFHxS

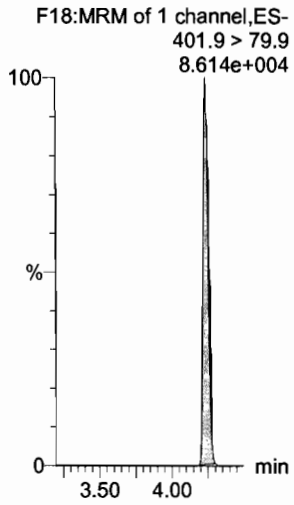

13C8-PFOA

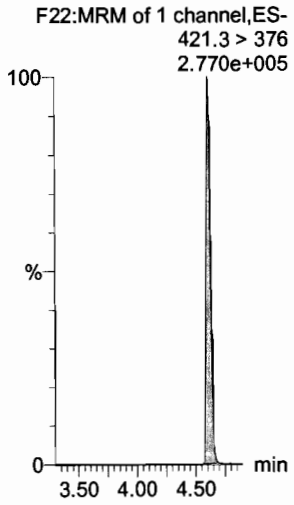

13C9-PFNA

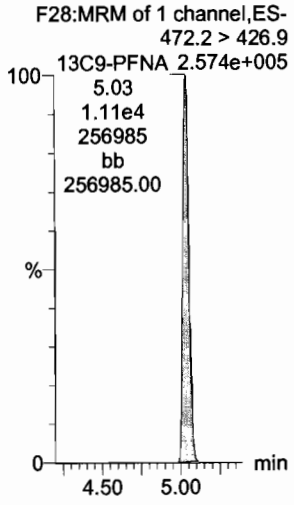

13C4-PFOS

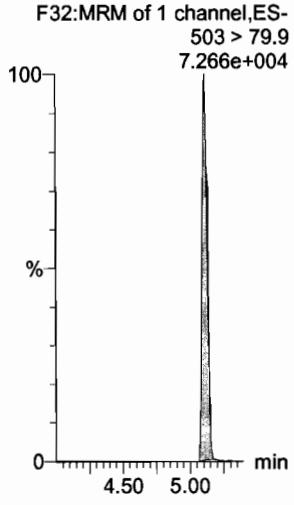

13C6-PFDA

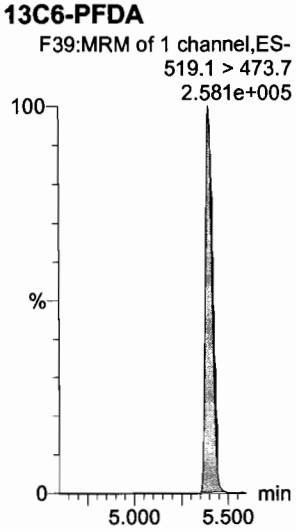

13C7-PFUdA

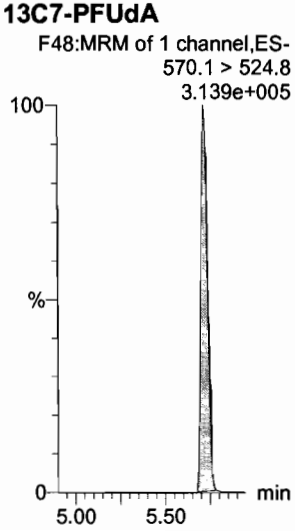

13C2-4:2 FTS

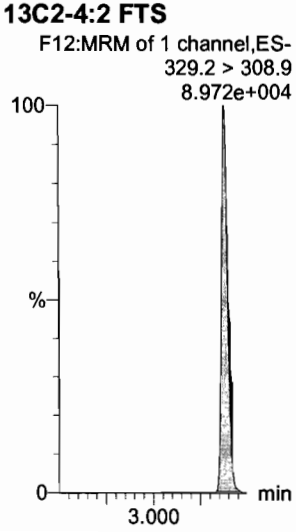

Dataset: F:\Projects\PFAS.PRO\Results\180201M2\180201M2-CRV.qld

Last Altered: Friday, February 02, 2018 08:56:36 Pacific Standard Time
Printed: Friday, February 02, 2018 08:57:12 Pacific Standard Time

Name: 180201M2_9, Date: 01-Feb-2018, Time: 12:12:35, ID: ST180201M2-8 PFC CS5 18A3014, Description: PFC CS5 18A3014

PFBA

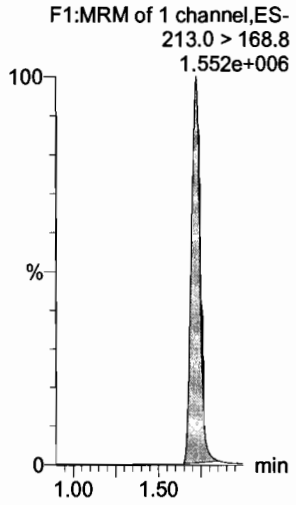

PFPeA

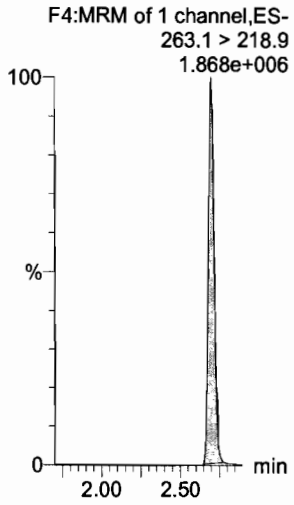

PFBS

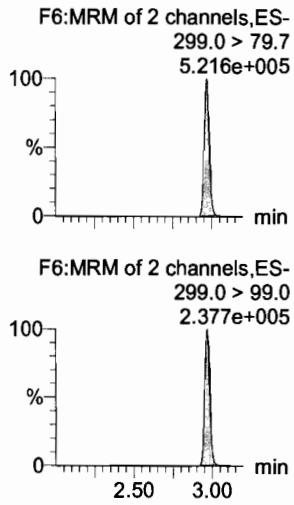

4:2 FTS

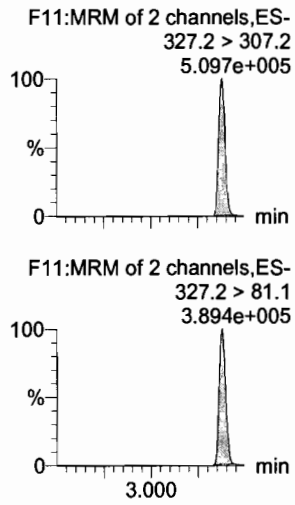

PFHxA

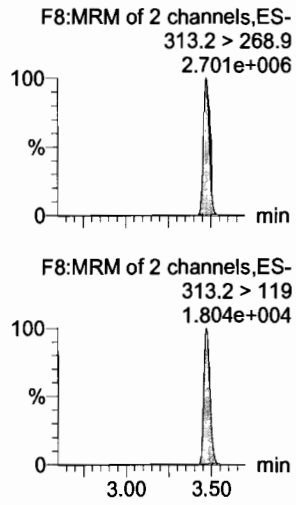

PFPeS

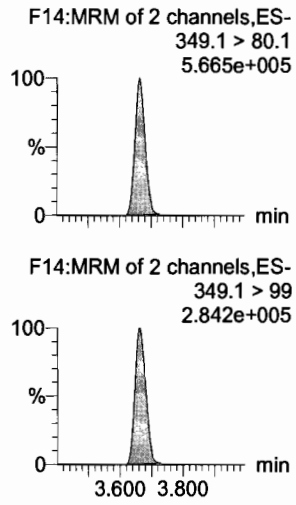

13C3-PFBA



13C3-PFPeA



13C3-PFBS

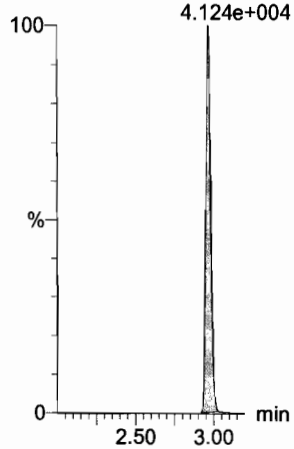

13C3-PFBS

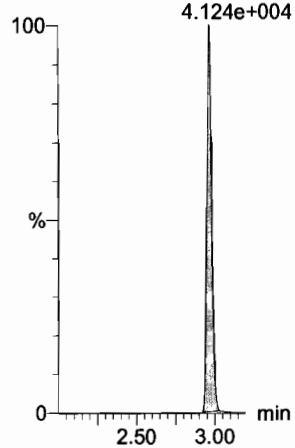

13C2-PFHxA

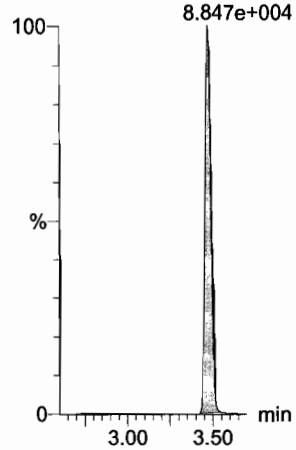

13C3-PFBS



Dataset: F:\Projects\PFAS.PRO\Results\180201M2\180201M2-CRV.qld

Last Altered: Friday, February 02, 2018 08:56:36 Pacific Standard Time
Printed: Friday, February 02, 2018 08:57:12 Pacific Standard Time

Name: 180201M2_9, Date: 01-Feb-2018, Time: 12:12:35, ID: ST180201M2-8 PFC CS5 18A3014, Description: PFC CS5 18A3014

PFHpA



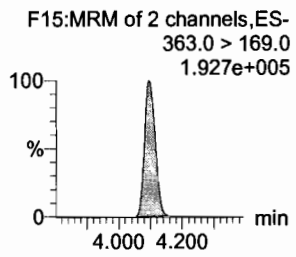

L-PFHxS

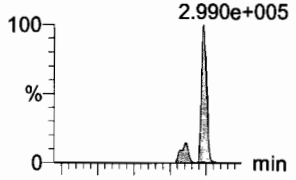

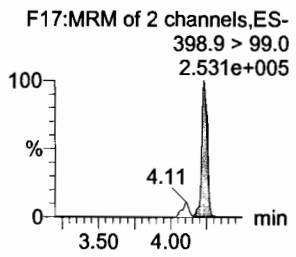

6:2 FTS

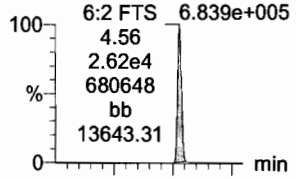

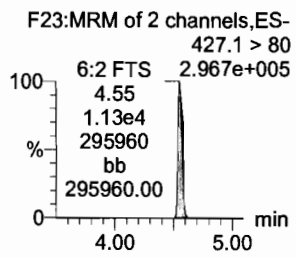

L-PFOA

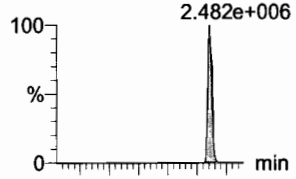

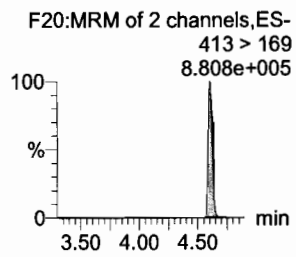

PFHpS

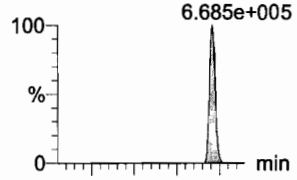

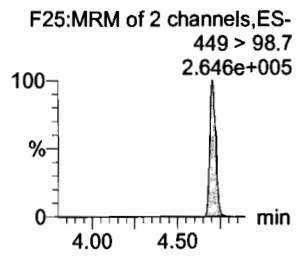

PFNA

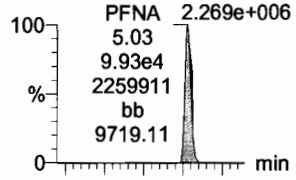

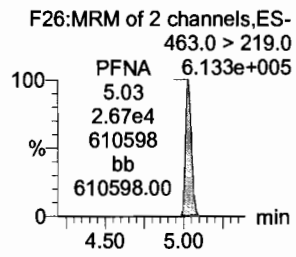

13C4-PFHpA

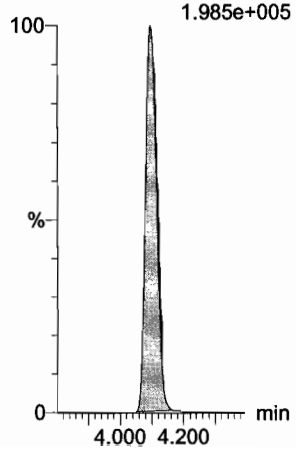

18O2-PFHxS

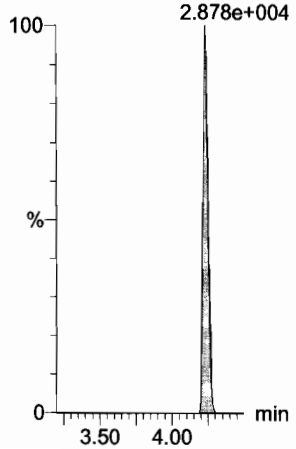

13C2-PFOA

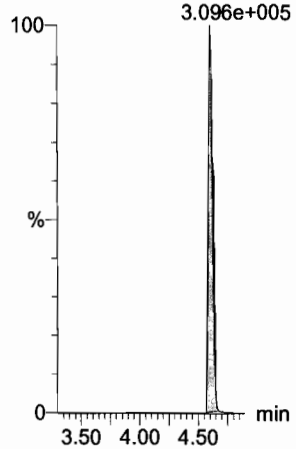

13C2-PFOA

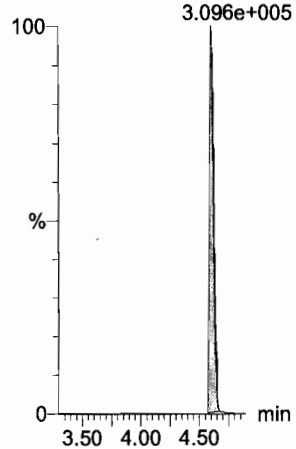

13C8-PFOS



13C5-PFNA



Dataset: F:\Projects\PFAS.PRO\Results\180201M2\180201M2-CRV.qld

Last Altered: Friday, February 02, 2018 08:56:36 Pacific Standard Time
Printed: Friday, February 02, 2018 08:57:12 Pacific Standard Time

Name: 180201M2_9, Date: 01-Feb-2018, Time: 12:12:35, ID: ST180201M2-8 PFC CS5 18A3014, Description: PFC CS5 18A3014

PFOSA

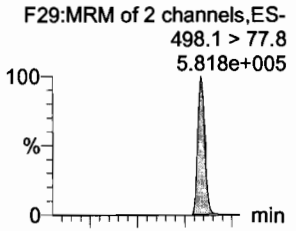

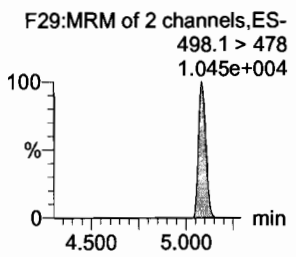

L-PFOS

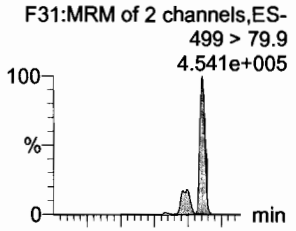

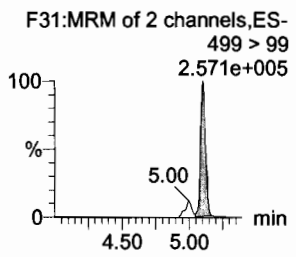

PFDA

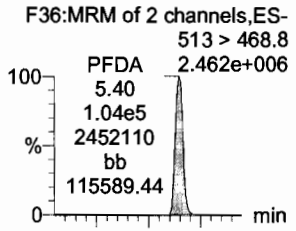

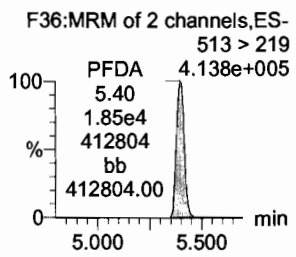

8:2 FTS

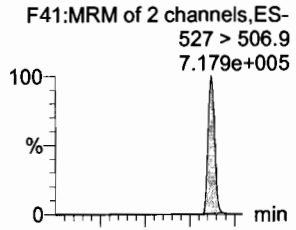

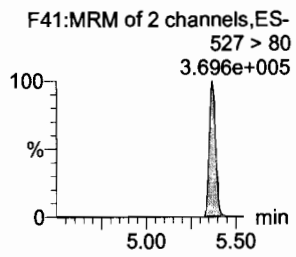

PFNS

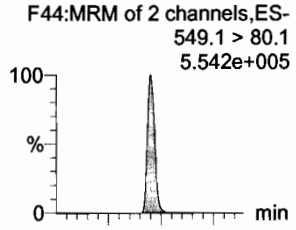

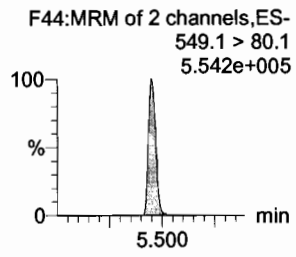

N-MeFOSAA

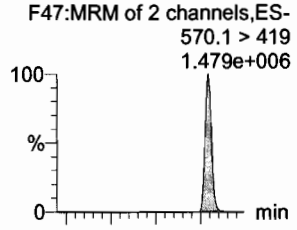

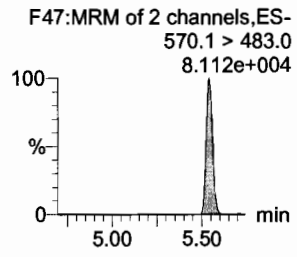

13C8-PFOSA

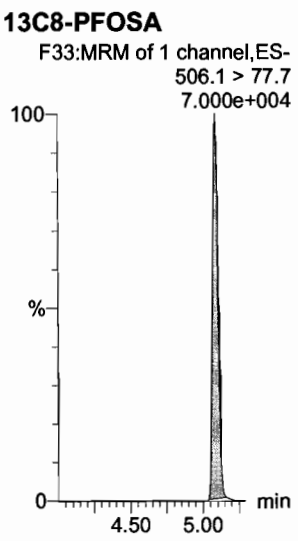

13C8-PFOS

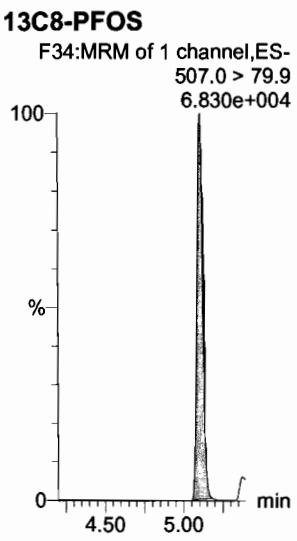

13C2-PFDA

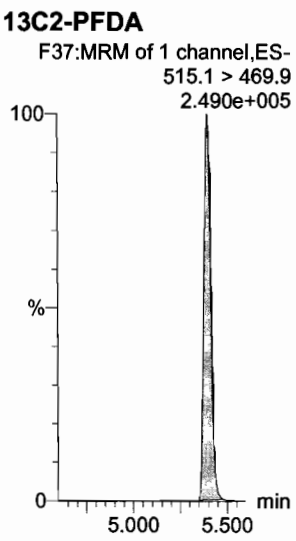

13C2-PFDA

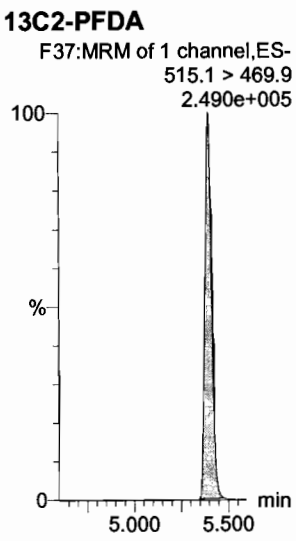

13C8-PFOS



d3-N-MeFOSAA

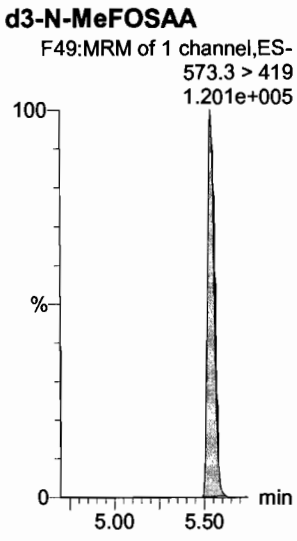

Dataset: F:\Projects\PFAS.PRO\Results\180201M2\180201M2-CRV.qld

Last Altered: Friday, February 02, 2018 08:56:36 Pacific Standard Time
Printed: Friday, February 02, 2018 08:57:12 Pacific Standard Time

Name: 180201M2_9, Date: 01-Feb-2018, Time: 12:12:35, ID: ST180201M2-8 PFC CS5 18A3014, Description: PFC CS5 18A3014

N-EtFOSAA

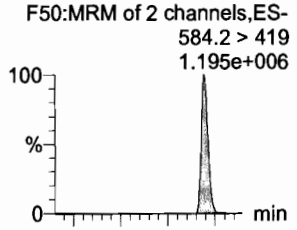

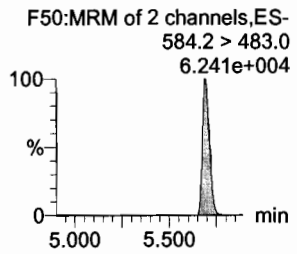

PFUdA

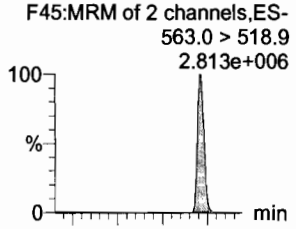

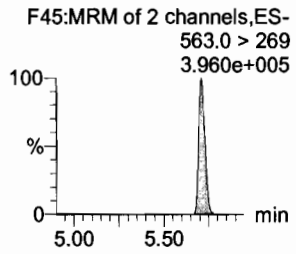

PFDS

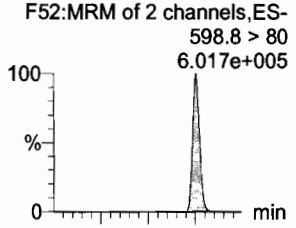

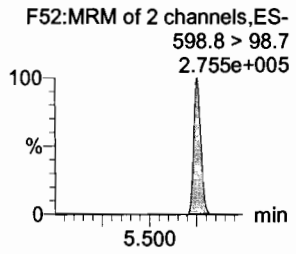

PFDoA

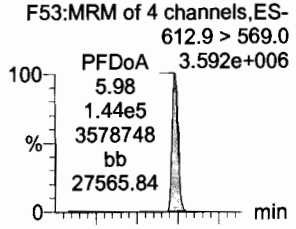

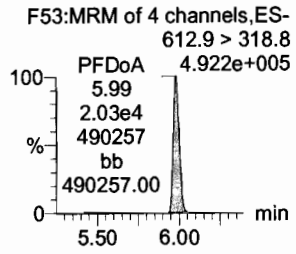

N-MeFOSA

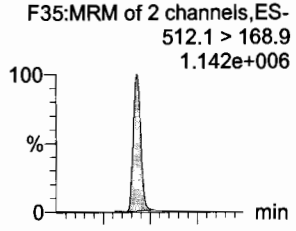

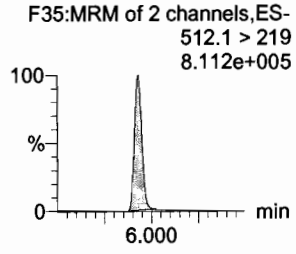

PFTrDA

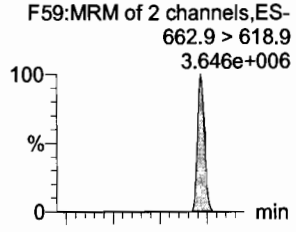

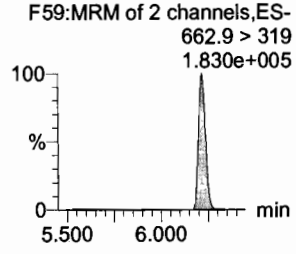

d5-N-EtFOSAA

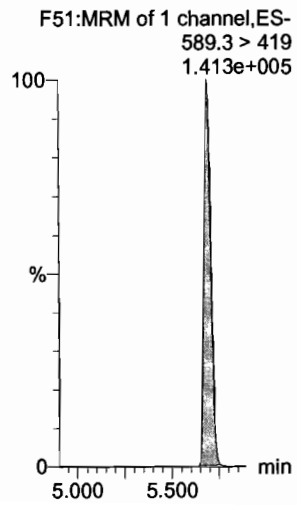

13C2-PFUdA

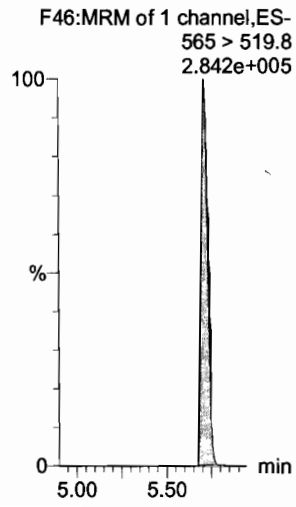

13C2-PFUdA

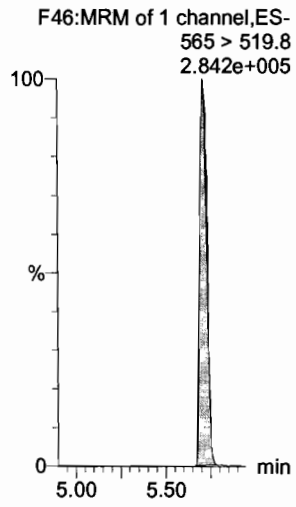

13C2-PFDoA

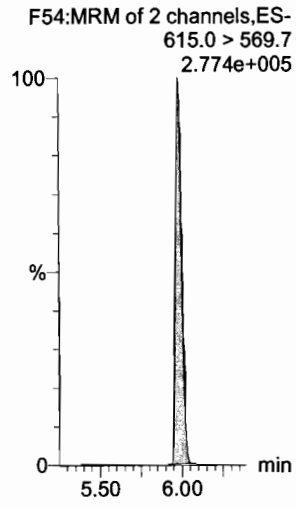

d3-N-MeFOSA

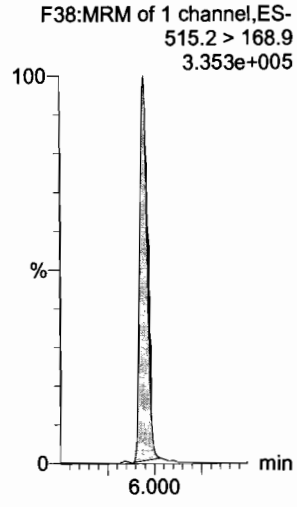

13C2-PFTeDA

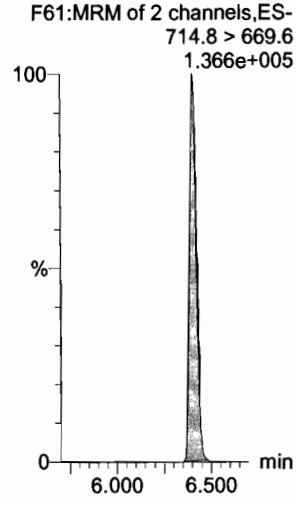

Dataset: F:\Projects\PFAS.PRO\Results\180201M2\180201M2-CRV.qld

Last Altered: Friday, February 02, 2018 08:56:36 Pacific Standard Time
Printed: Friday, February 02, 2018 08:57:12 Pacific Standard Time

Name: 180201M2_9, Date: 01-Feb-2018, Time: 12:12:35, ID: ST180201M2-8 PFC CS5 18A3014, Description: PFC CS5 18A3014

PFTeDA

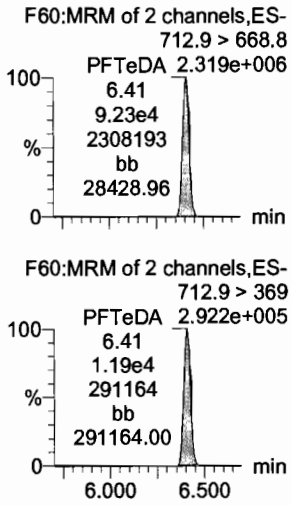

N-EtFOSA

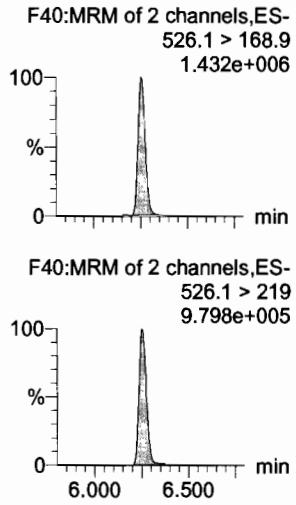

PFHxDA

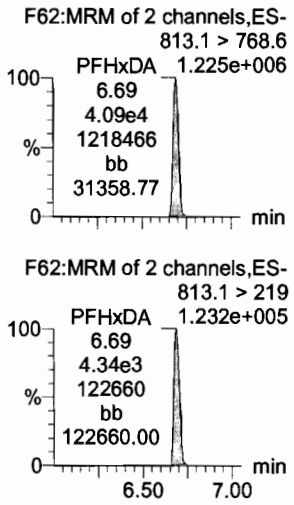

PFODA

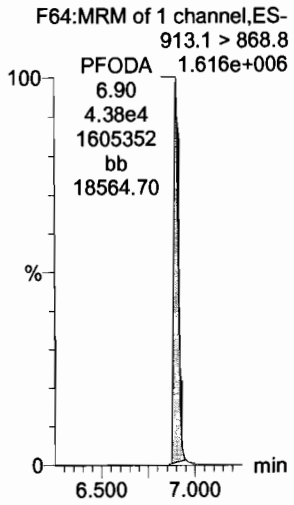

N-MeFOSE

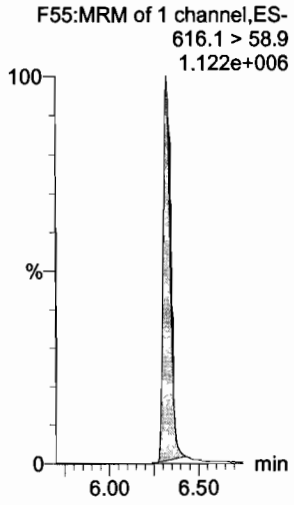

N-EtFOSE

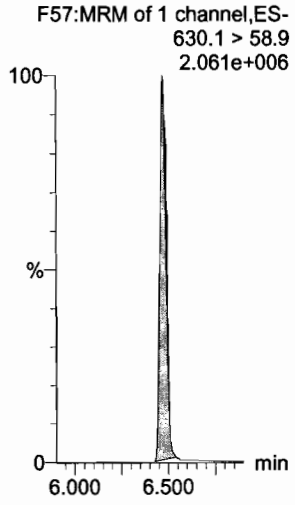

13C2-PFTeDA

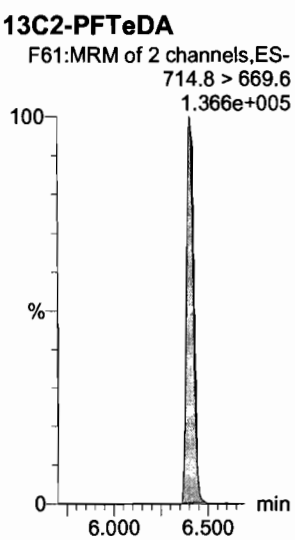

d5-N-ETFOSA



13C2-PFHxDA

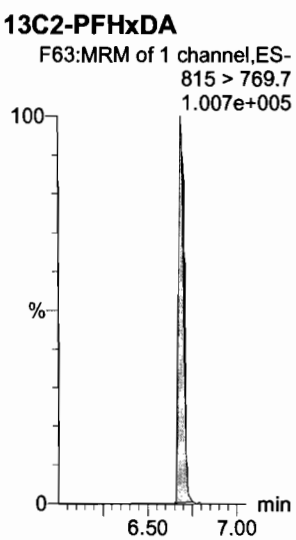

13C2-PFHxDA



d7-N-MeFOSE

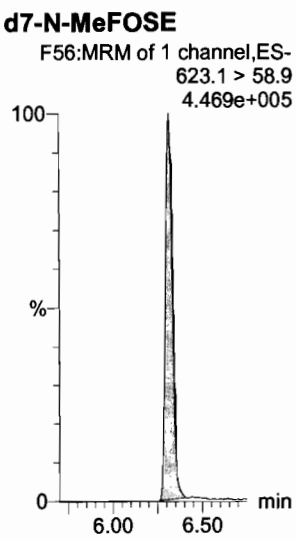

d9-N-EtFOSE

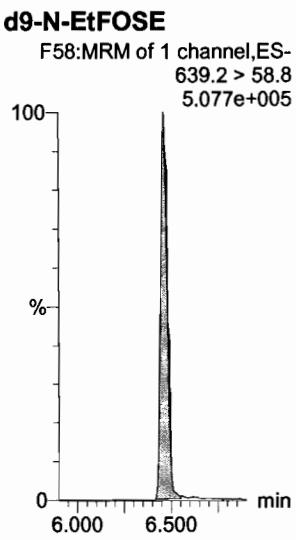

Dataset: F:\Projects\PFAS.PRO\Results\180201M2\180201M2-CRV.qld

Last Altered: Friday, February 02, 2018 08:56:36 Pacific Standard Time
Printed: Friday, February 02, 2018 08:57:12 Pacific Standard Time

Name: 180201M2_9, Date: 01-Feb-2018, Time: 12:12:35, ID: ST180201M2-8 PFC CS5 18A3014, Description: PFC CS5 18A3014

13C4-PFBA

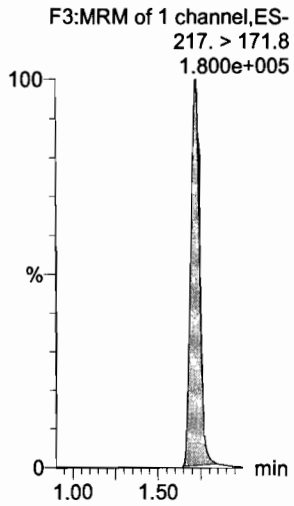

13C5-PFHxA

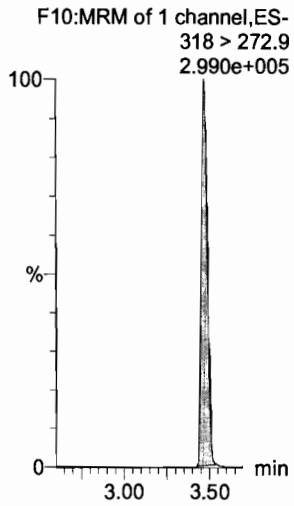

13C3-PFHxS

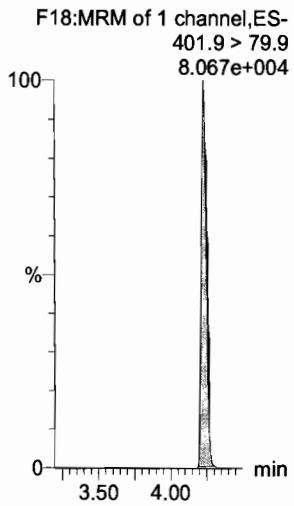

13C8-PFOA

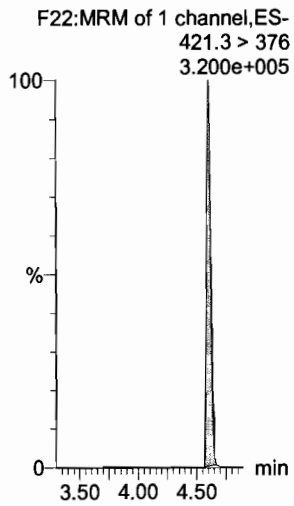

13C9-PFNA

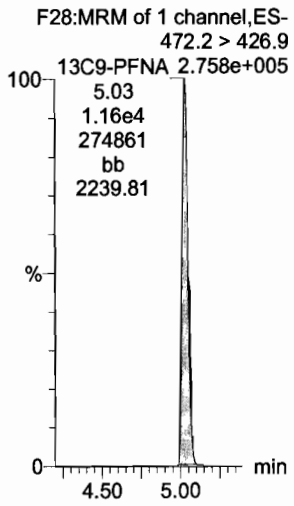

13C4-PFOS

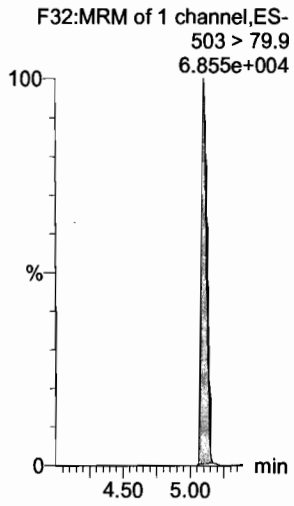

13C6-PFDA

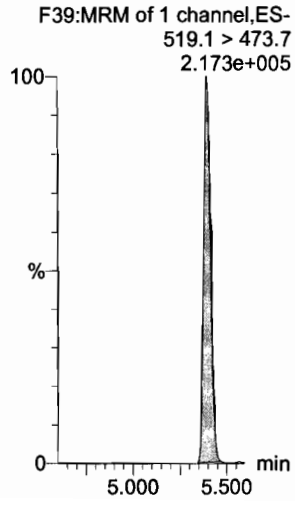

13C7-PFUdA

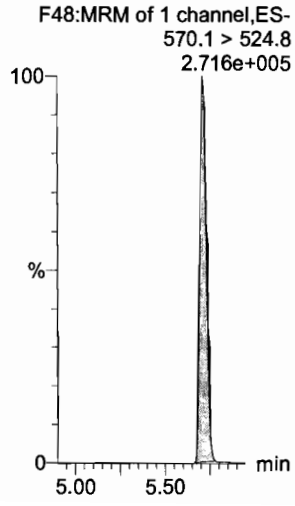

13C2-4:2 FTS

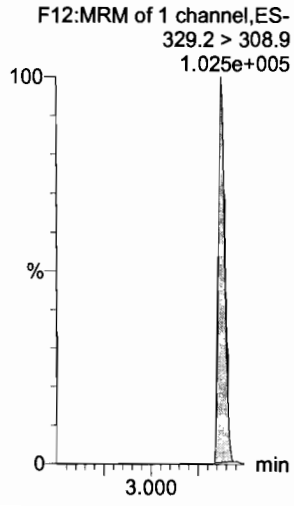

Dataset: F:\Projects\PFAS.PRO\Results\180201M2\180201M2-CRV.qld

Last Altered: Friday, February 02, 2018 08:56:36 Pacific Standard Time
Printed: Friday, February 02, 2018 08:57:12 Pacific Standard Time

Name: 180201M2_10, Date: 01-Feb-2018, Time: 12:24:05, ID: ST180201M2-9 PFC CS6 18A3015, Description: PFC CS6 18A3015

PFBA

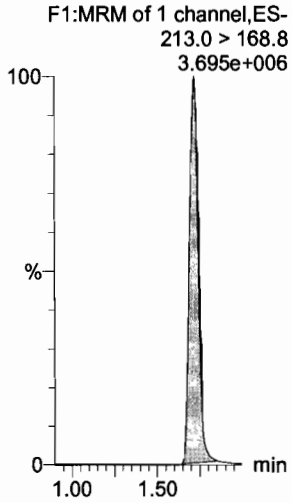

PFPeA

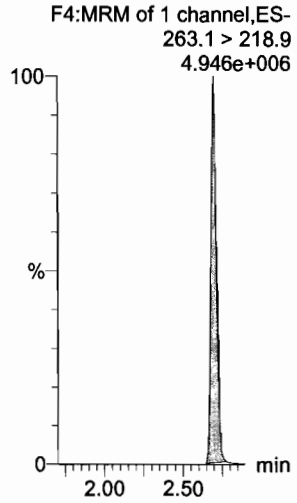

PFBS

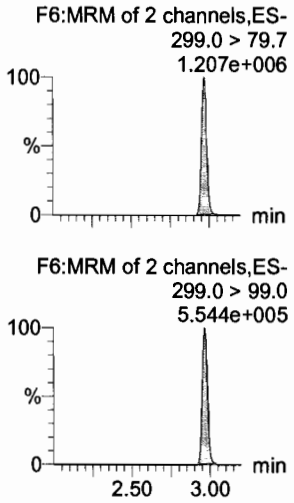

4:2 FTS

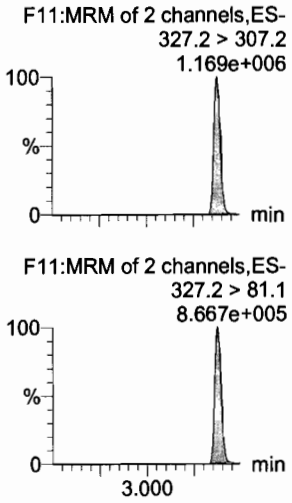

PFHxA

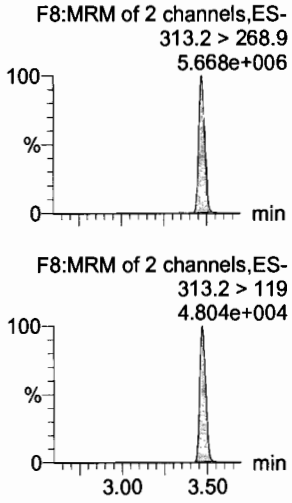

PFPeS

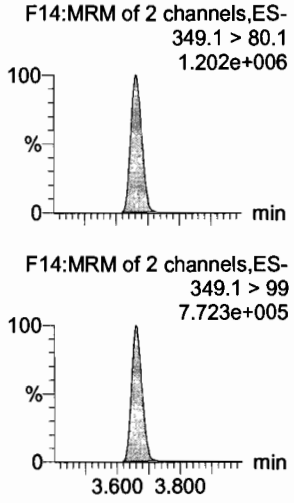

13C3-PFBA



13C3-PFPeA

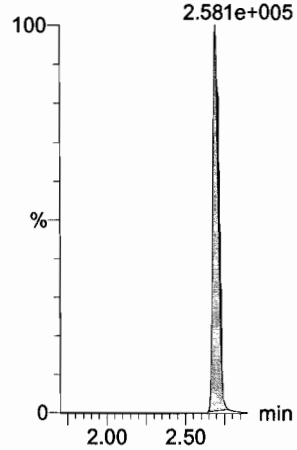

13C3-PFBS

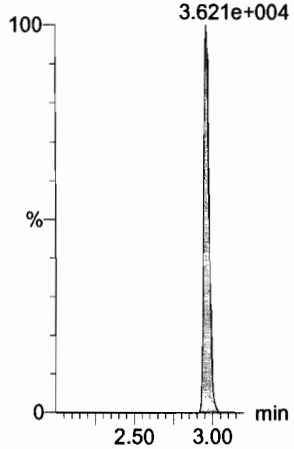

13C3-PFBS

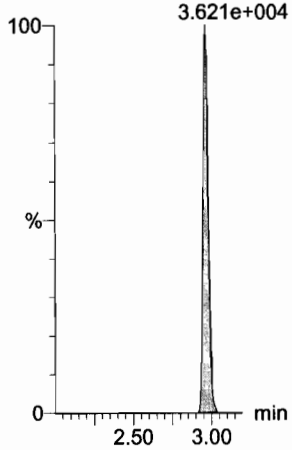

13C2-PFHxA



13C3-PFBS

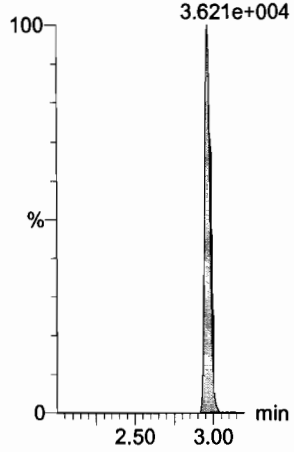

Dataset: F:\Projects\PFAS.PRO\Results\180201M2\180201M2-CRV.qld

Last Altered: Friday, February 02, 2018 08:56:36 Pacific Standard Time
Printed: Friday, February 02, 2018 08:57:12 Pacific Standard Time

Name: 180201M2_10, Date: 01-Feb-2018, Time: 12:24:05, ID: ST180201M2-9 PFC CS6 18A3015, Description: PFC CS6 18A3015

PFHpA

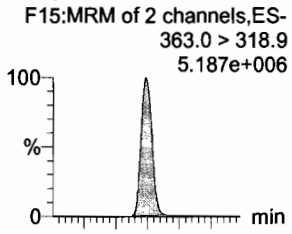

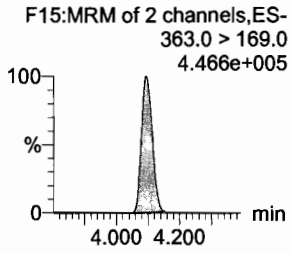

L-PFHxS

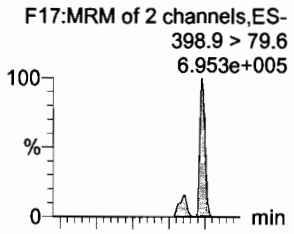

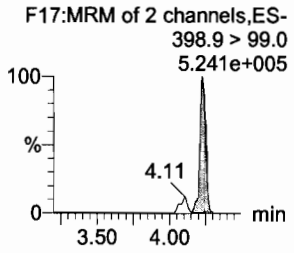

6:2 FTS

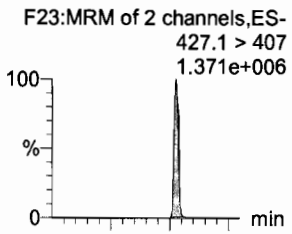

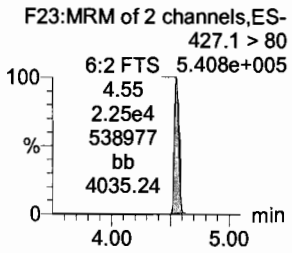

L-PFOA

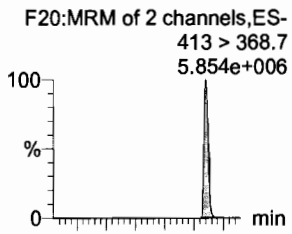

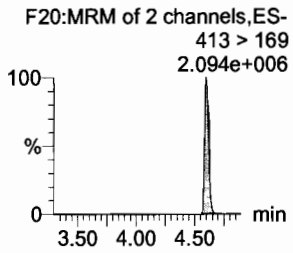

PFHpS

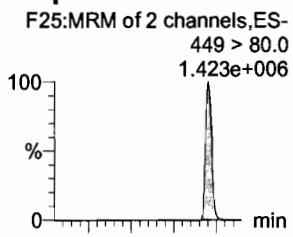

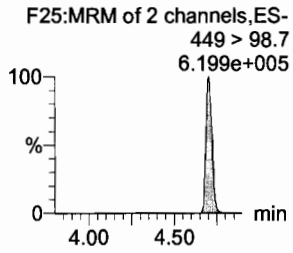

PFNA

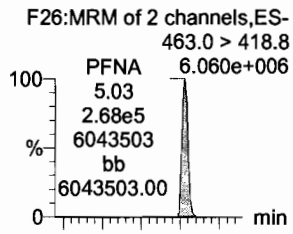

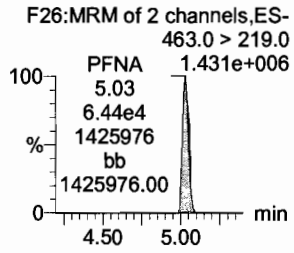

13C4-PFHpA



18O2-PFHxS

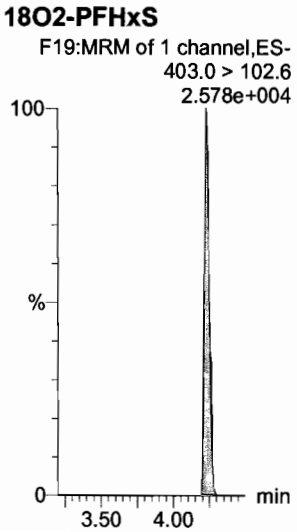

13C2-PFOA

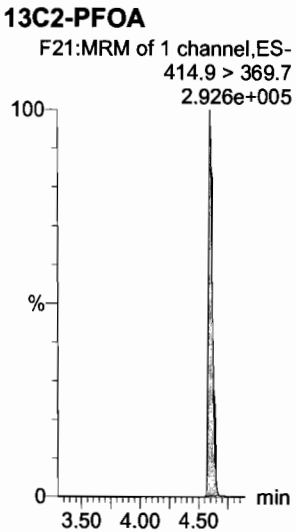

13C2-PFOA

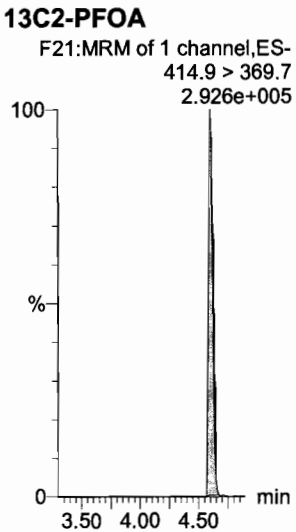

13C8-PFOS



13C5-PFNA



Dataset: F:\Projects\PFAS.PRO\Results\180201M2\180201M2-CRV.qld

Last Altered: Friday, February 02, 2018 08:56:36 Pacific Standard Time
Printed: Friday, February 02, 2018 08:57:12 Pacific Standard Time

Name: 180201M2_10, Date: 01-Feb-2018, Time: 12:24:05, ID: ST180201M2-9 PFC CS6 18A3015, Description: PFC CS6 18A3015

PFOSA

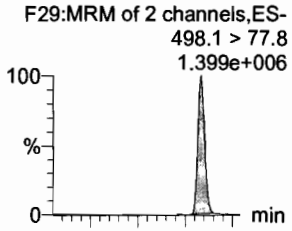

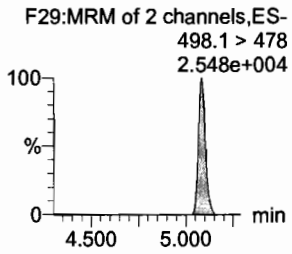

L-PFOS

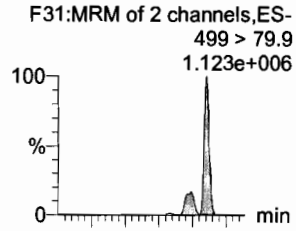

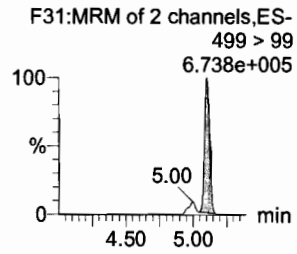

PFDA

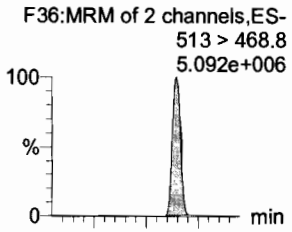

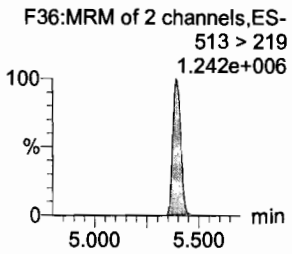

8:2 FTS

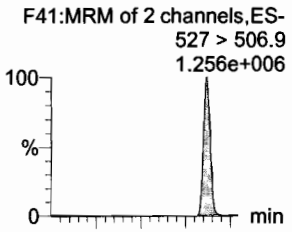

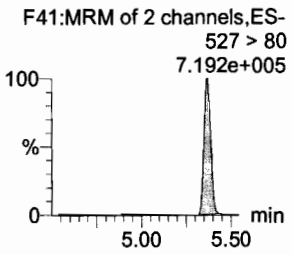

PFNS

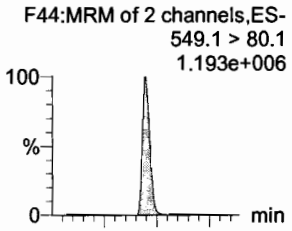

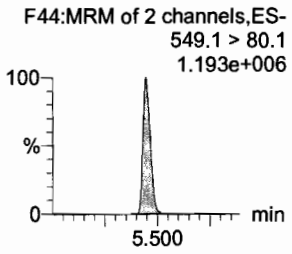

N-MeFOSAA

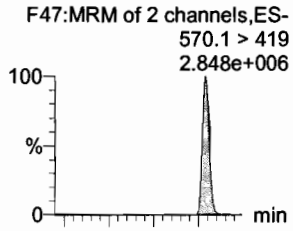

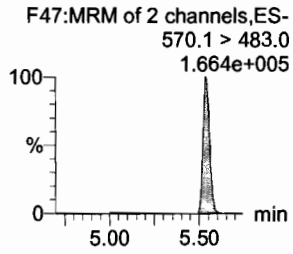

13C8-PFOSA

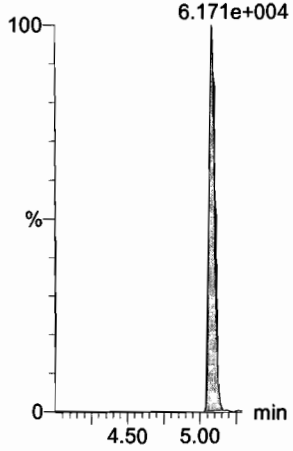

13C8-PFOS

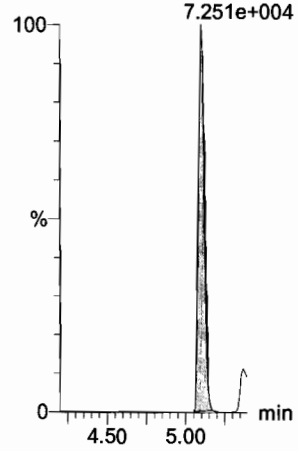

13C2-PFDA

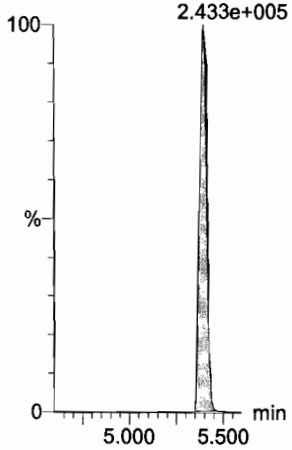

13C2-PFDA

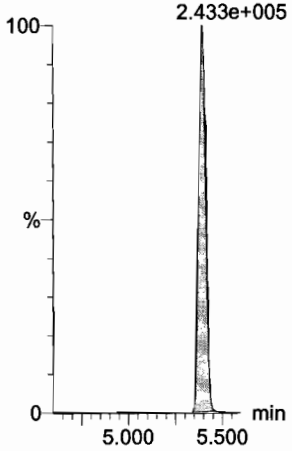

13C8-PFOS

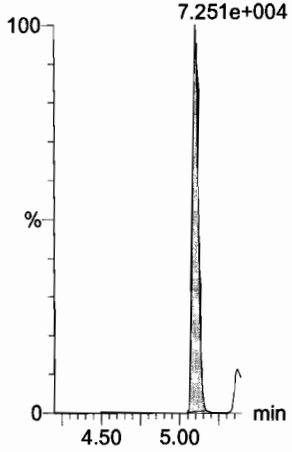

d3-N-MeFOSAA

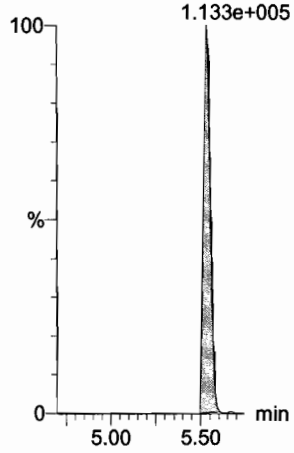

Dataset: F:\Projects\PFAS.PRO\Results\180201M2\180201M2-CRV.qld

Last Altered: Friday, February 02, 2018 08:56:36 Pacific Standard Time
Printed: Friday, February 02, 2018 08:57:12 Pacific Standard Time

Name: 180201M2_10, Date: 01-Feb-2018, Time: 12:24:05, ID: ST180201M2-9 PFC CS6 18A3015, Description: PFC CS6 18A3015

N-EtFOSAA

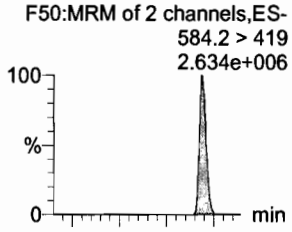

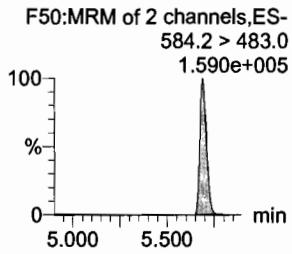

PFUdA

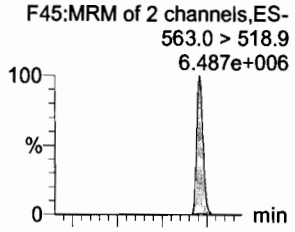

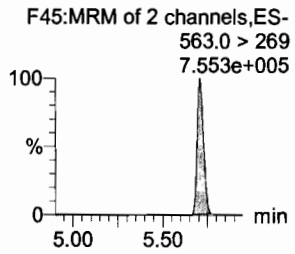

PFDS

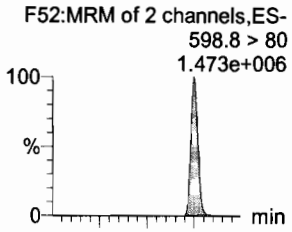

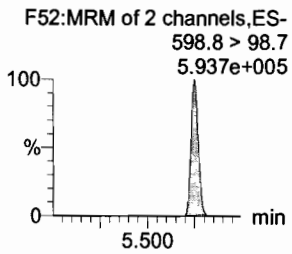

PFDoA

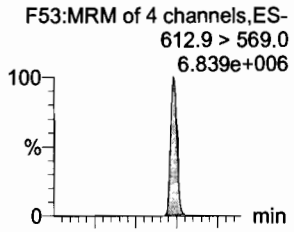

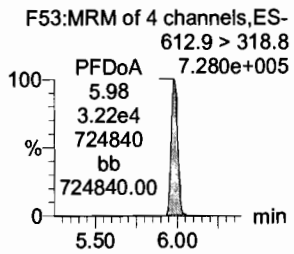

N-MeFOSA

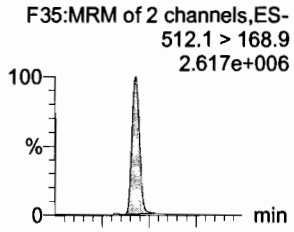

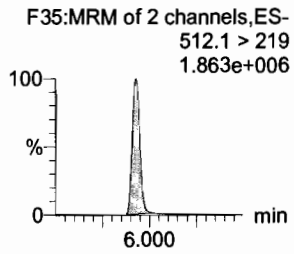

PFTrDA

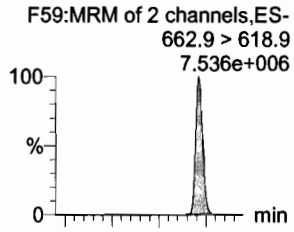

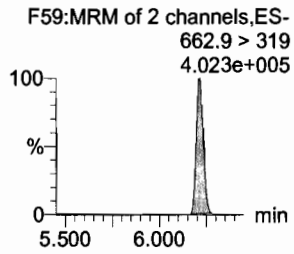

d5-N-EtFOSAA

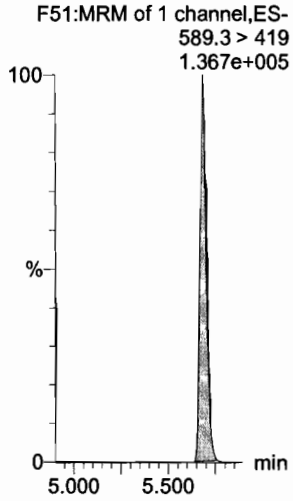

13C2-PFUdA



13C2-PFUdA

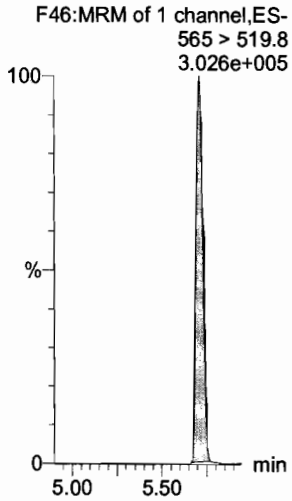

13C2-PFDoA

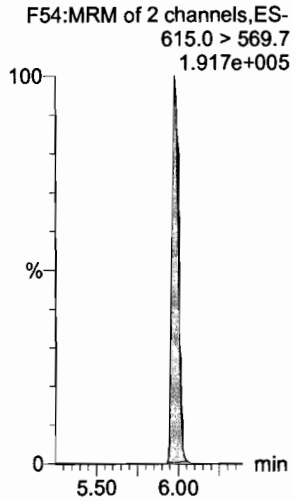

d3-N-MeFOSA

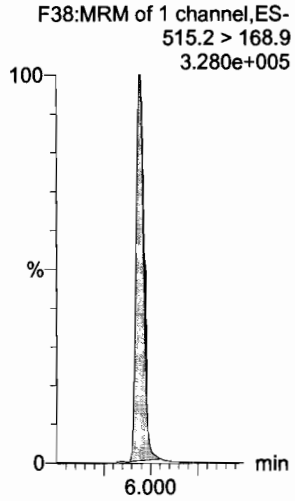

13C2-PFTeDA

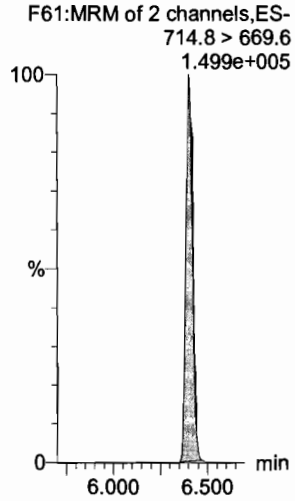

Dataset: F:\Projects\PFAS.PRO\Results\180201M2\180201M2-CRV.qld

Last Altered: Friday, February 02, 2018 08:56:36 Pacific Standard Time
Printed: Friday, February 02, 2018 08:57:12 Pacific Standard Time

Name: 180201M2_10, Date: 01-Feb-2018, Time: 12:24:05, ID: ST180201M2-9 PFC CS6 18A3015, Description: PFC CS6 18A3015

PFTeDA

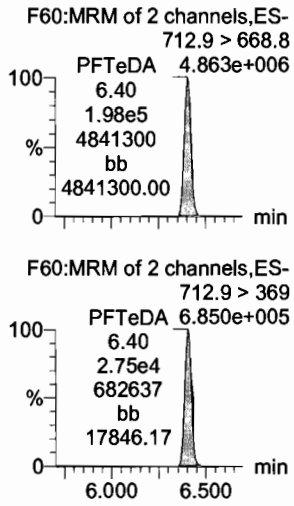

N-EtFOSA

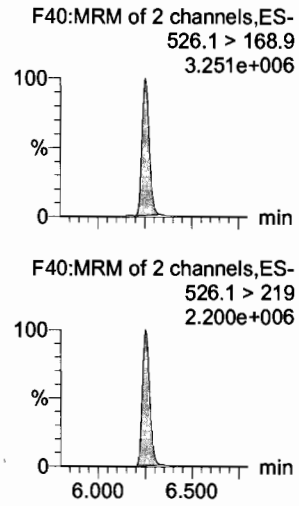

PFHxDA

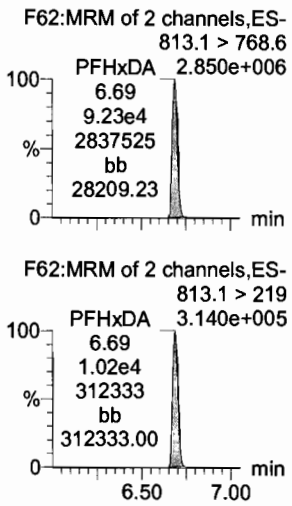

PFODA

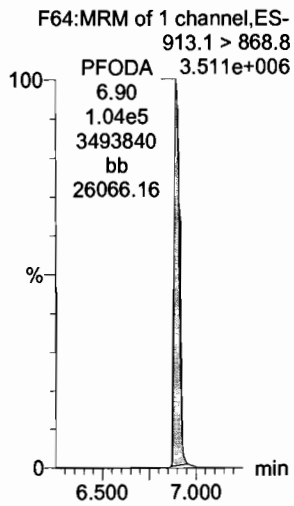

N-MeFOSE

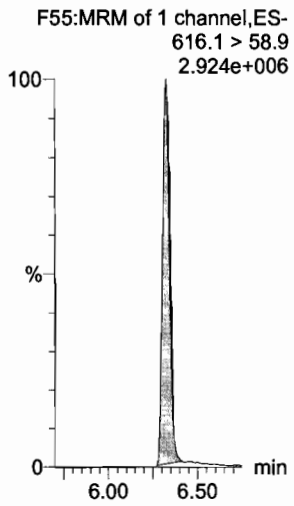

N-EtFOSE

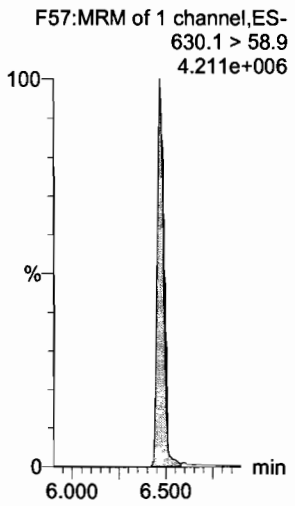

13C2-PFTeDA

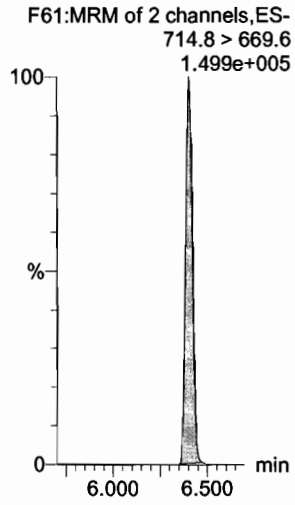

d5-N-ETFOSA

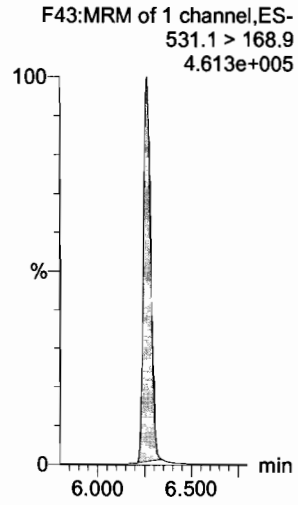

13C2-PFHxDA

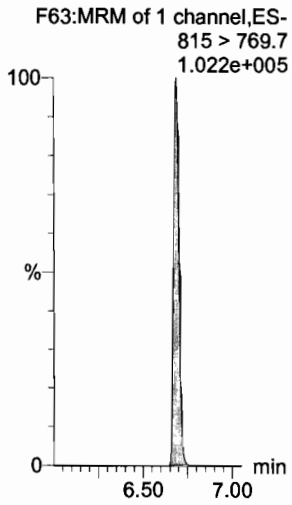

13C2-PFHxDA



d7-N-MeFOSE

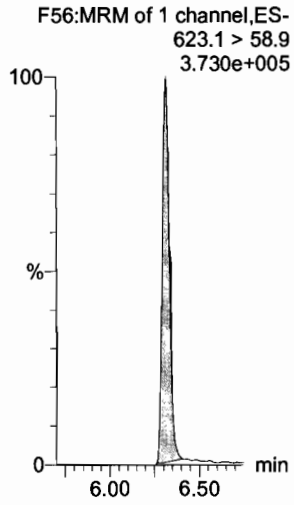

d9-N-EtFOSE



Dataset: F:\Projects\PFAS.PRO\Results\180201M2\180201M2-CRV.qld

Last Altered: Friday, February 02, 2018 08:56:36 Pacific Standard Time
Printed: Friday, February 02, 2018 08:57:12 Pacific Standard Time

Name: 180201M2_10, Date: 01-Feb-2018, Time: 12:24:05, ID: ST180201M2-9 PFC CS6 18A3015, Description: PFC CS6 18A3015

13C4-PFBA

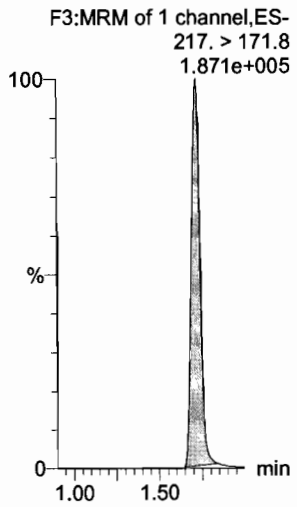

13C5-PFHxA

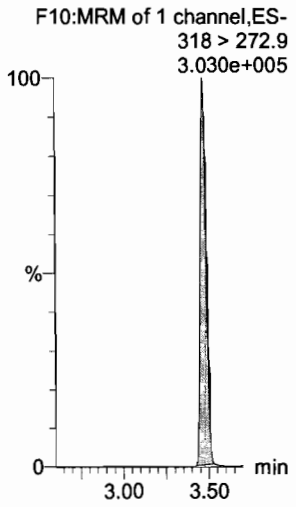

13C3-PFHxS



13C8-PFOA

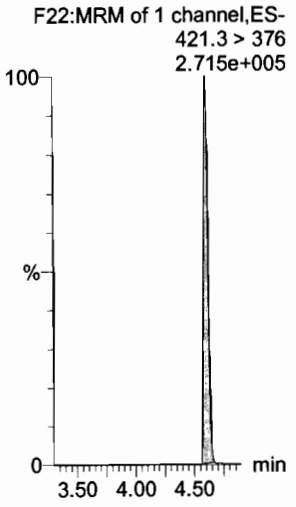

13C9-PFNA

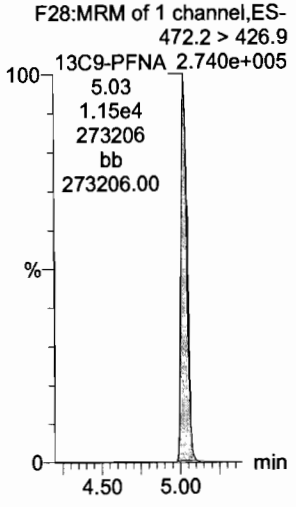

13C4-PFOS

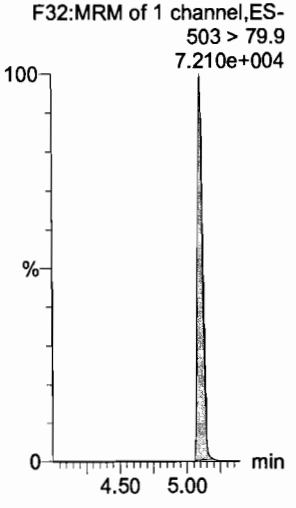

13C6-PFDA

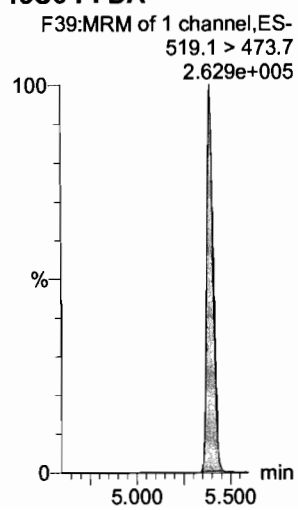

13C7-PFUdA

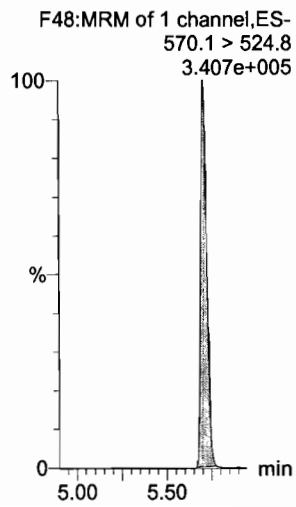

13C2-4:2 FTS

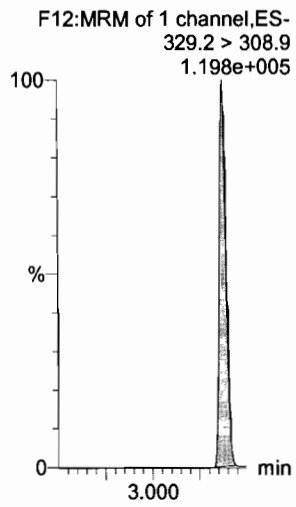

Dataset: F:\Projects\PFAS.PRO\Results\180201M2\180201M2-CRV.qld

Last Altered: Friday, February 02, 2018 08:56:36 Pacific Standard Time
Printed: Friday, February 02, 2018 08:57:12 Pacific Standard Time

Name: 180201M2_11, Date: 01-Feb-2018, Time: 12:35:34, ID: ST180201M2-10 PFC CS7 18A3016, Description: PFC CS7 18A3016

PFBA

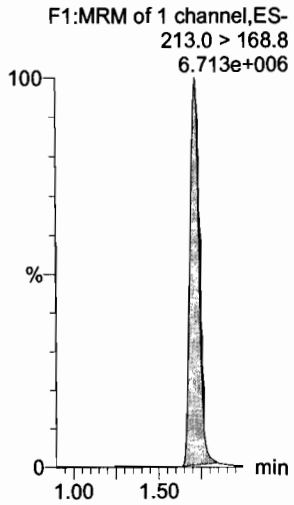

PFPeA

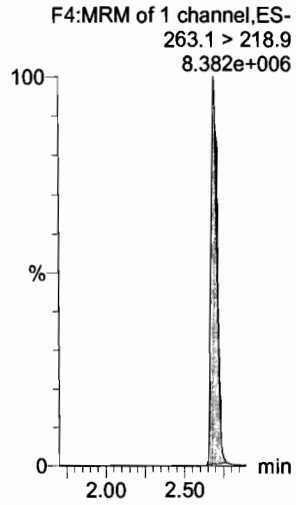

PFBS

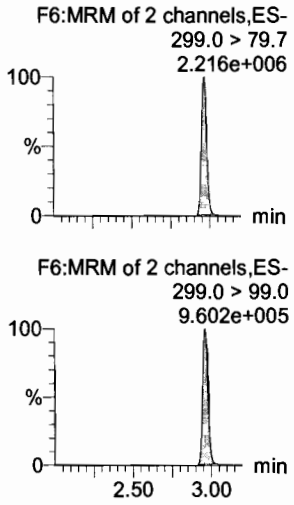

4:2 FTS

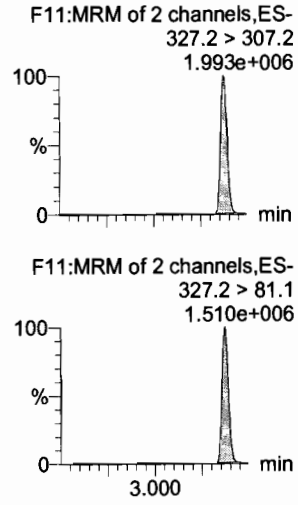

PFHxA

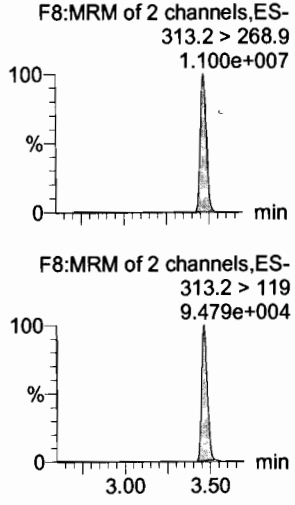

PFPeS

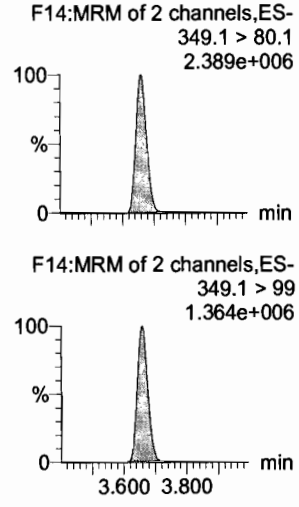

13C3-PFBA

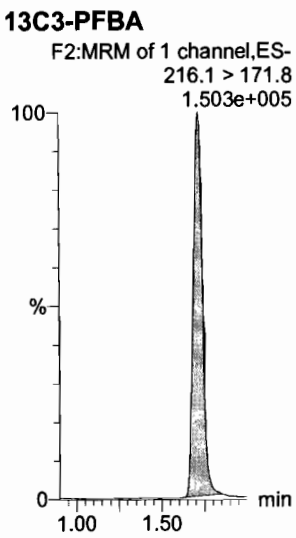

13C3-PFPeA



13C3-PFBS

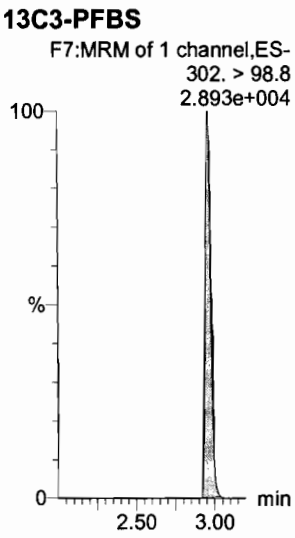

13C3-PFBS

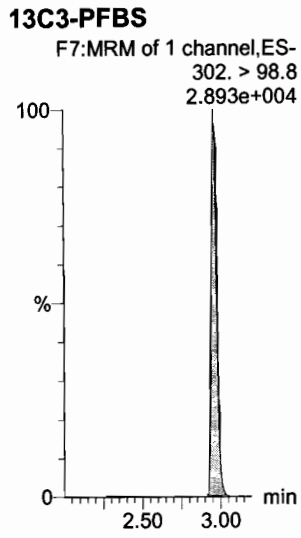

13C2-PFHxA



13C3-PFBS

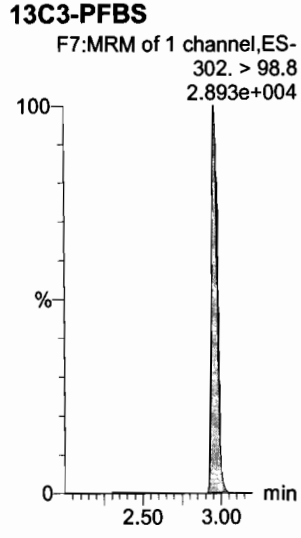

Dataset: F:\Projects\PFAS.PRO\Results\180201M2\180201M2-CRV.qld

Last Altered: Friday, February 02, 2018 08:56:36 Pacific Standard Time
Printed: Friday, February 02, 2018 08:57:12 Pacific Standard Time

Name: 180201M2_11, Date: 01-Feb-2018, Time: 12:35:34, ID: ST180201M2-10 PFC CS7 18A3016, Description: PFC CS7 18A3016

PFHpA

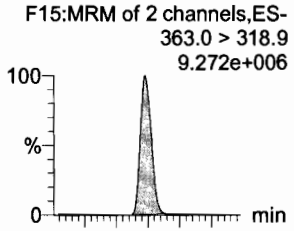

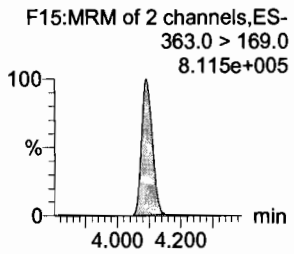

L-PFHxS

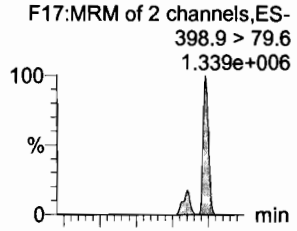

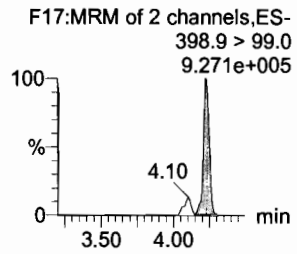

6:2 FTS

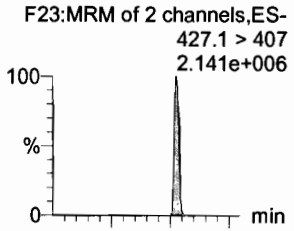

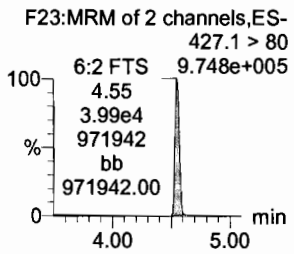

L-PFOA

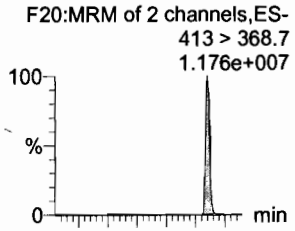

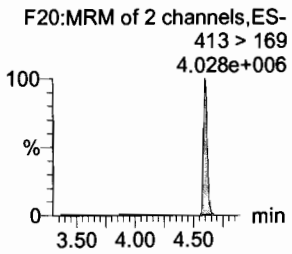

PFHpS

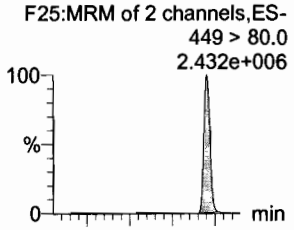

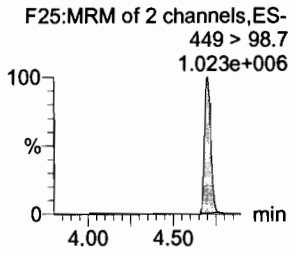

PFNA

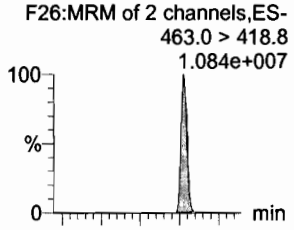

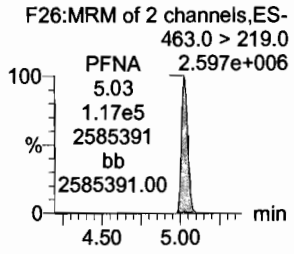

13C4-PFHpA

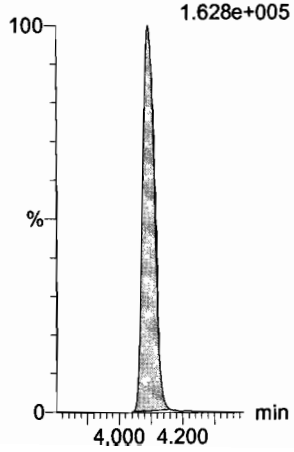

18O2-PFHxS



13C2-PFOA

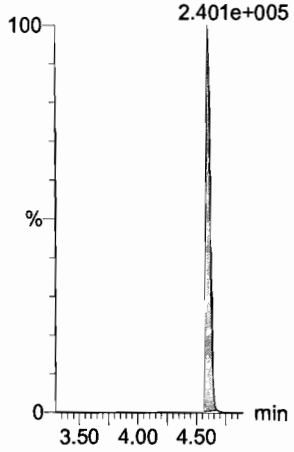

13C2-PFOA

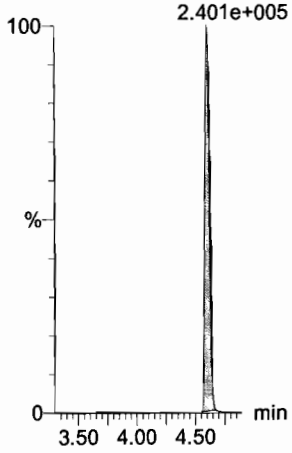

13C8-PFOS

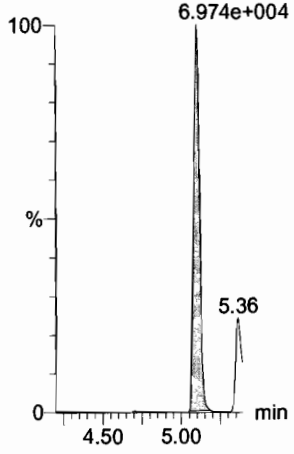

13C5-PFNA

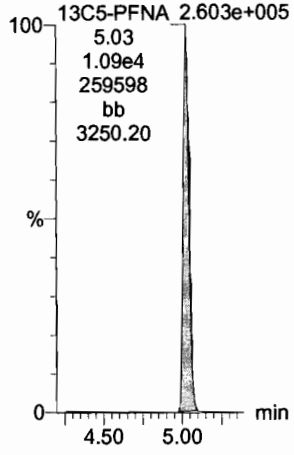

Dataset: F:\Projects\PFAS.PRO\Results\180201M2\180201M2-CRV.qld

Last Altered: Friday, February 02, 2018 08:56:36 Pacific Standard Time
Printed: Friday, February 02, 2018 08:57:12 Pacific Standard Time

Name: 180201M2_11, Date: 01-Feb-2018, Time: 12:35:34, ID: ST180201M2-10 PFC CS7 18A3016, Description: PFC CS7 18A3016

PFOSA

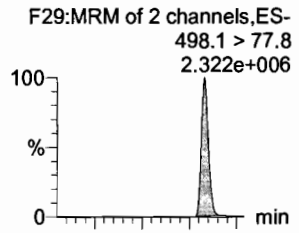

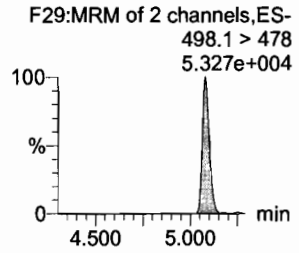

L-PFOS

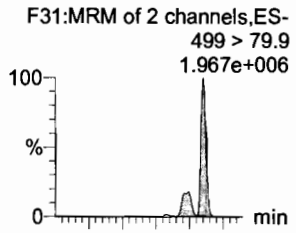

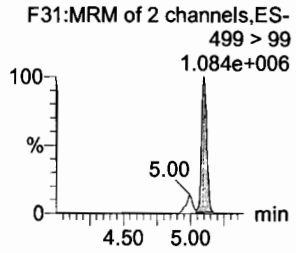

PFDA

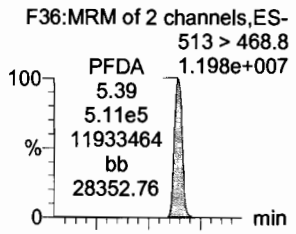

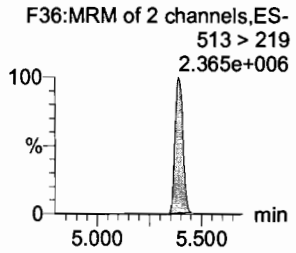

8:2 FTS

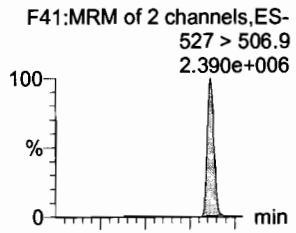

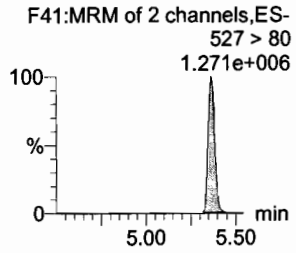

PFNS

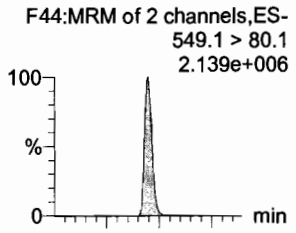

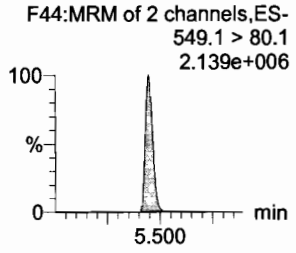

N-MeFOSAA

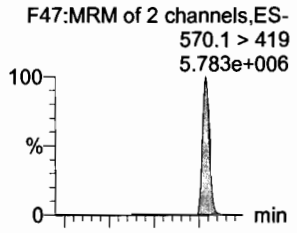

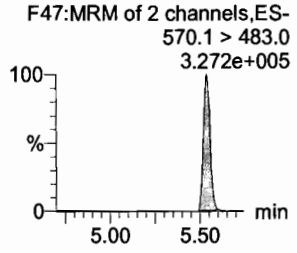

13C8-PFOSA

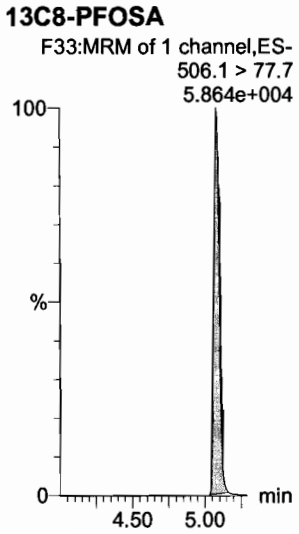

13C8-PFOS



13C2-PFDA

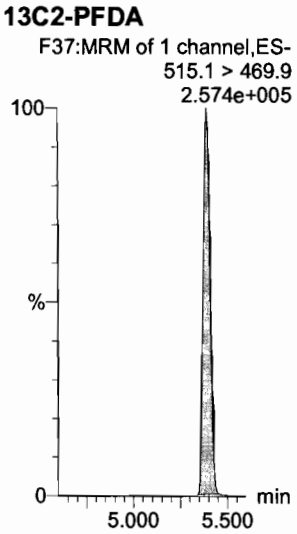

13C2-PFDA

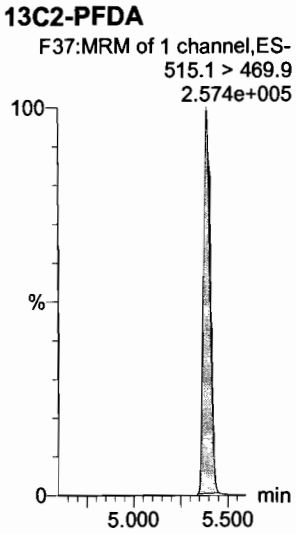

13C8-PFOS



d3-N-MeFOSAA

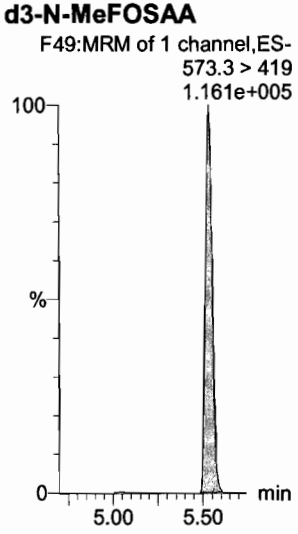

Dataset: F:\Projects\PFAS.PRO\Results\180201M2\180201M2-CRV.qld

Last Altered: Friday, February 02, 2018 08:56:36 Pacific Standard Time
Printed: Friday, February 02, 2018 08:57:12 Pacific Standard Time

Name: 180201M2_11, Date: 01-Feb-2018, Time: 12:35:34, ID: ST180201M2-10 PFC CS7 18A3016, Description: PFC CS7 18A3016

N-EtFOSAA

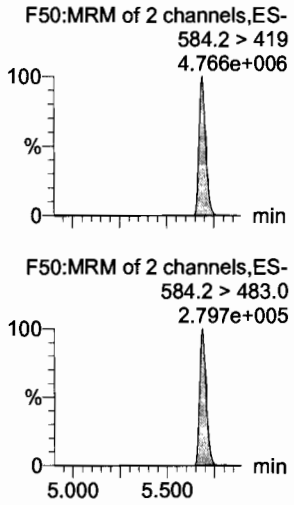

PFUdA

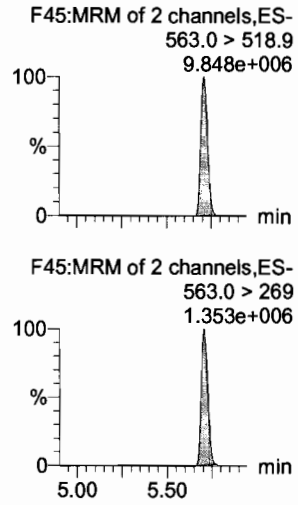

PFDS

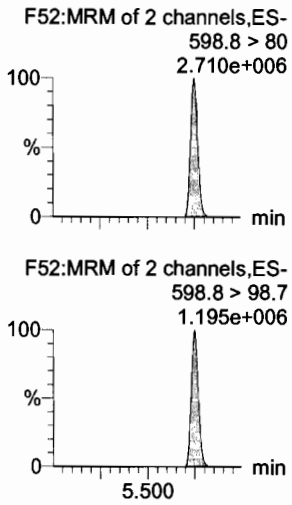

PFDoA

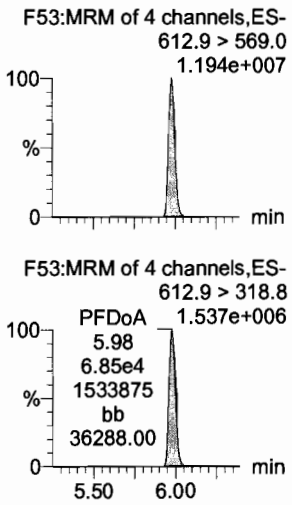

N-MeFOSA

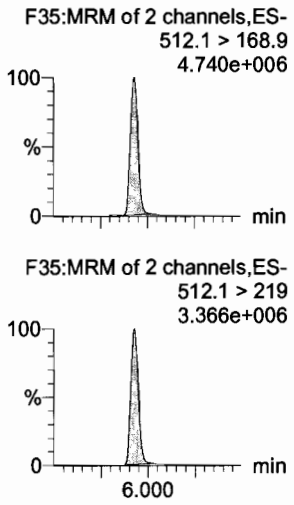

PFTrDA

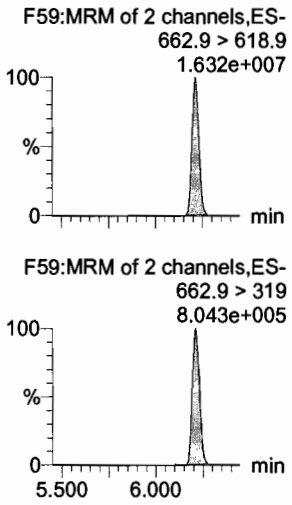

d5-N-EtFOSAA

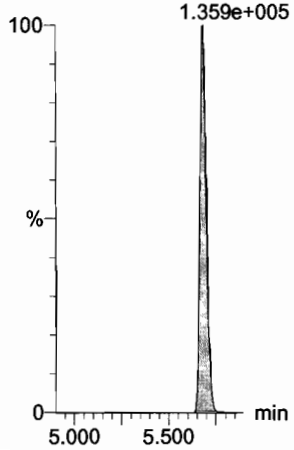

13C2-PFUdA

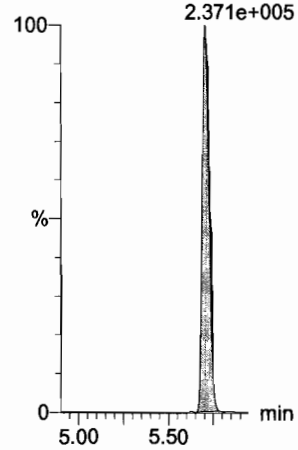

13C2-PFUdA



13C2-PFDoA

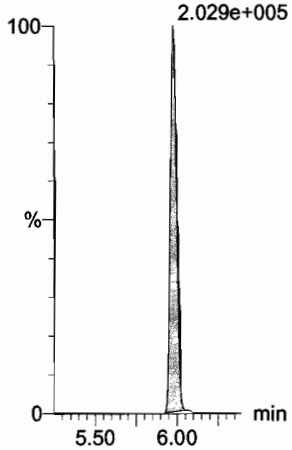

d3-N-MeFOSA

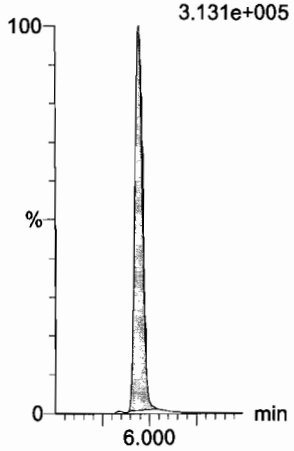

13C2-PFTeDA

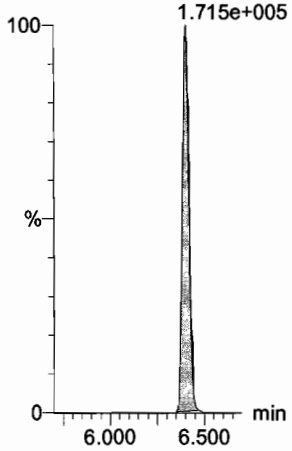

Dataset: F:\Projects\PFAS.PRO\Results\180201M2\180201M2-CRV.qld

Last Altered: Friday, February 02, 2018 08:56:36 Pacific Standard Time
Printed: Friday, February 02, 2018 08:57:12 Pacific Standard Time

Name: 180201M2_11, Date: 01-Feb-2018, Time: 12:35:34, ID: ST180201M2-10 PFC CS7 18A3016, Description: PFC CS7 18A3016

PFTeDA

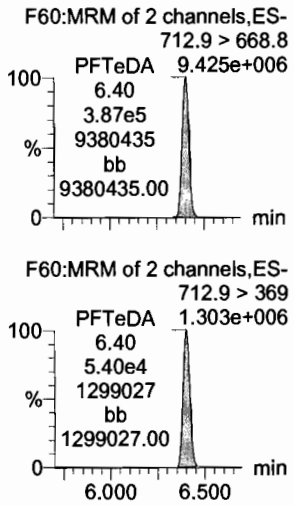

N-EtFOSA

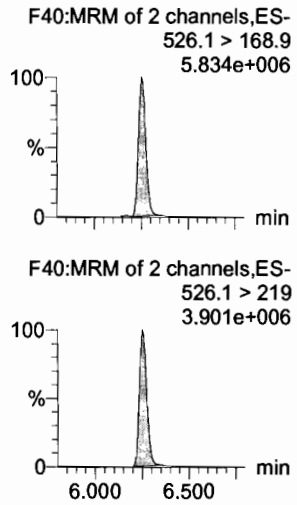

PFHxDA

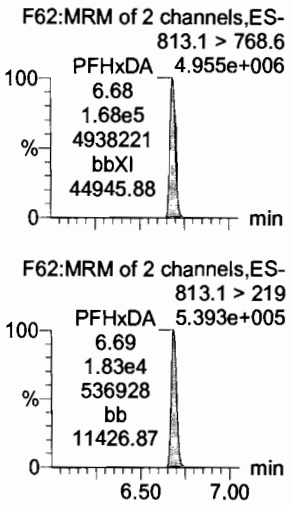

PFODA

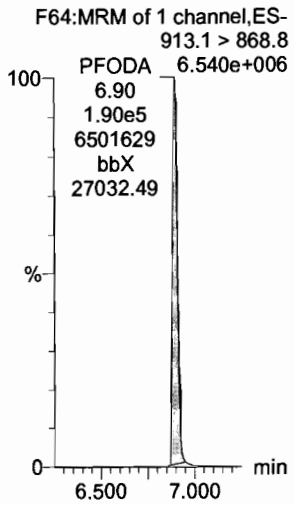

N-MeFOSE

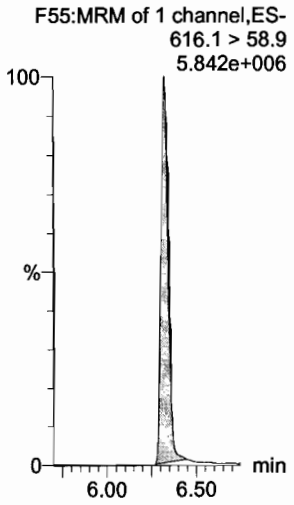

N-EtFOSE

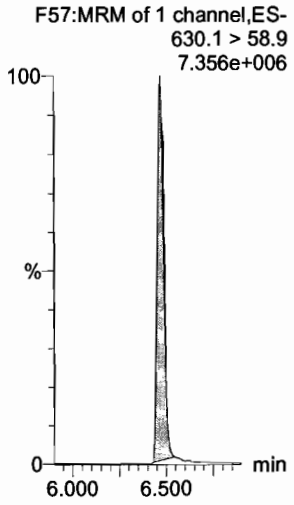

13C2-PFTeDA

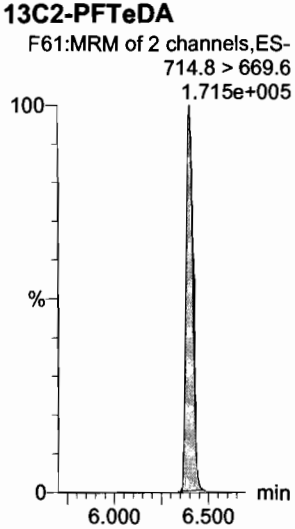

d5-N-ETFOSA

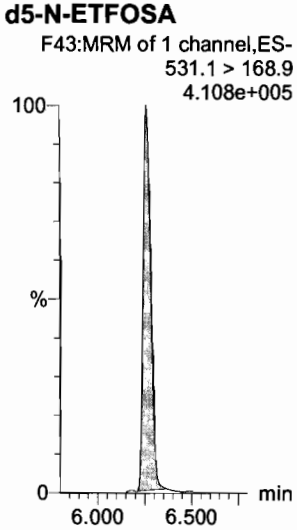

13C2-PFHxDA

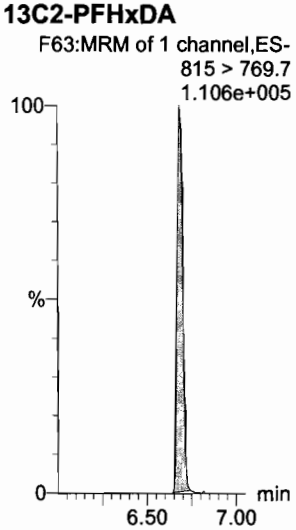

13C2-PFHxDA



d7-N-MeFOSE

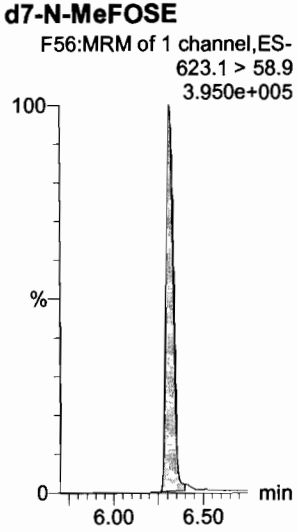

d9-N-EtFOSE

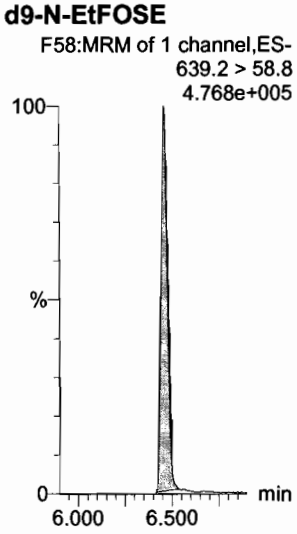

Dataset: F:\Projects\PFAS.PRO\Results\180201M2\180201M2-CRV.qld

Last Altered: Friday, February 02, 2018 08:56:36 Pacific Standard Time
Printed: Friday, February 02, 2018 08:57:12 Pacific Standard Time

Name: 180201M2_11, Date: 01-Feb-2018, Time: 12:35:34, ID: ST180201M2-10 PFC CS7 18A3016, Description: PFC CS7 18A3016

13C4-PFBA

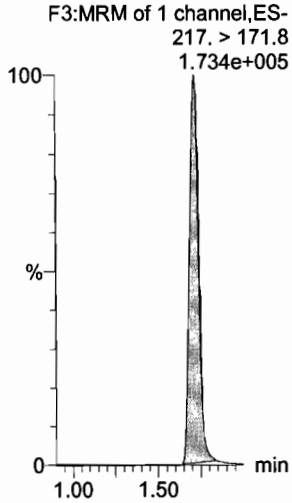

13C5-PFHxA

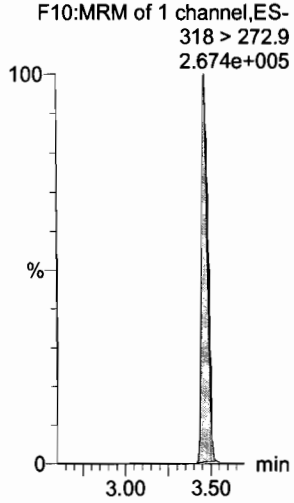

13C3-PFHxS

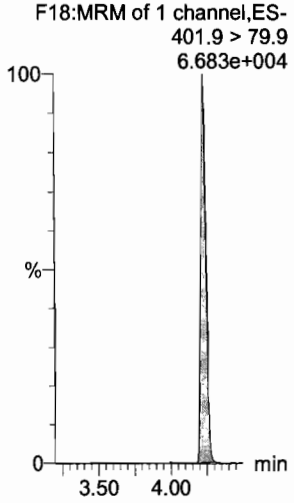

13C8-PFOA

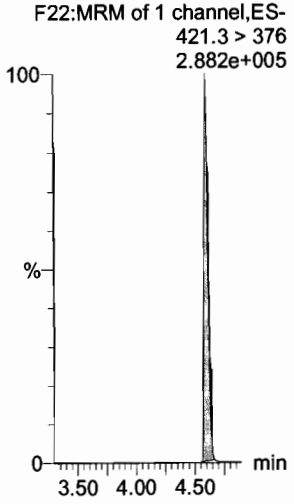

13C9-PFNA

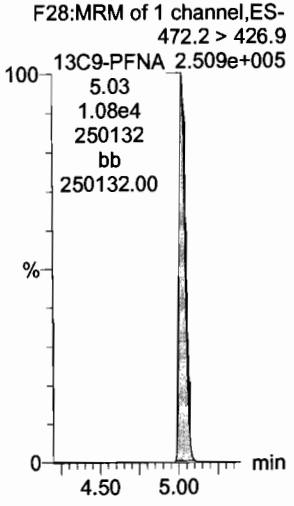

13C4-PFOS

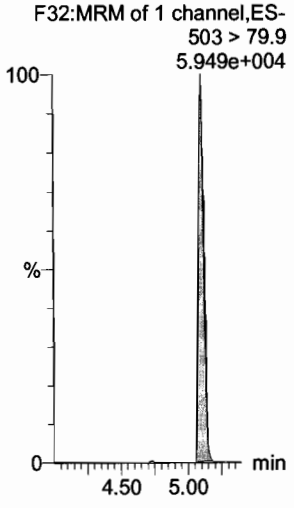

13C6-PFDA

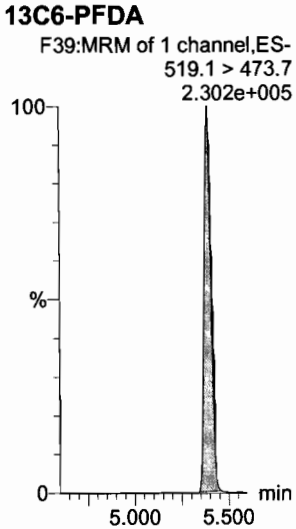

13C7-PFUdA

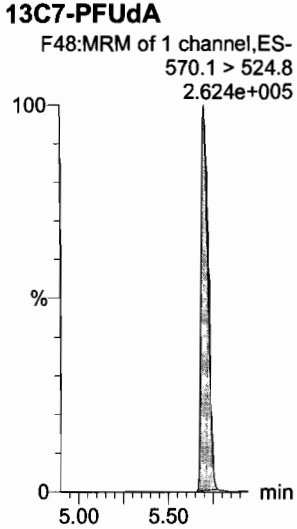

13C2-4:2 FTS

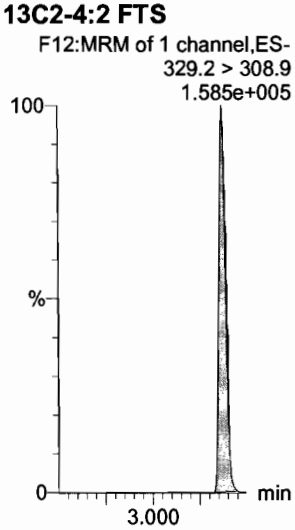

Vista Analytical Laboratory

Dataset: F:\Projects\PFAS.PRO\Results\180201M2\180201M2-13.qld

Last Altered: Friday, February 02, 2018 09:04:08 Pacific Standard Time
Printed: Friday, February 02, 2018 09:25:15 Pacific Standard Time

(A) No SS available.

AC 2/2/18
JA. 02/02/2018

Method: F:\Projects\PFAS.PRO\MethDB\PFAS_FULL_80C_020118.mdb 02 Feb 2018 09:02:54
Calibration: F:\Projects\PFAS.PRO\CurveDB\C18_VAL-PFAS_Q4_02-01-18-FULL.cdb 02 Feb 2018 08:56:36

Name: 180201M2_13, Date: 01-Feb-2018, Time: 12:58:32, ID: ICV180201M2-1 PFC ICV 18A3006, Description: PFC ICV 18A3006

	#	Name	Trace	Area	IS Area	RRF	Divisor1	Pred.RT	RT	y Axis Resp.	Conc.	%Rec
1	1	PFBA	213.0 > 168.8	9.45e3	9.30e3		1.0000	1.73	1.71	12.7	10.99	109.9
2	2	PFPeA	263.1 > 218.9	9.30e3	1.10e4		1.0000	2.70	2.69	10.6	11.34	113.4
3	3	PFBS	299.0 > 79.7	2.02e3	1.44e3		1.0000	2.98	2.96	17.5	11.43	114.3
4	4	4:2 FTS	327.2>307.2	2.30e3	1.44e3		1.0000	3.38	3.37	20.0	12.23	122.3
5	5	PFHxA	313.2 > 268.9	1.14e4	3.43e3		1.0000	3.48	3.46	16.6	10.93	109.3
6	6	PFPeS	349.1>80.1	2.42e3	1.44e3		1.0000	3.67	3.65	21.0	10.97	109.7
7	7	PFHpA	363.0 > 318.9	8.90e3	8.26e3		1.0000	4.10	4.09	13.5	10.08	100.8
8	8	L-PFHxS	398.9 > 79.6	1.35e3	1.02e3		1.0000	4.24	4.23	16.5	9.826	98.3
9	10	6:2 FTS	427.1 > 407	3.02e3	1.18e4		1.0000	4.56	4.54	3.19	12.15	121.5
10	11	L-PFOA	413 > 368.7	1.00e4	1.18e4		1.0000	4.61	4.59	10.6	10.85	108.5
11	13	PFHpS	449 > 80.0	2.65e3	3.11e3		1.0000	4.71	4.69	10.6	10.52	105.2
12	14	PFNA	463.0 > 418.8	1.20e4	1.14e4		1.0000	5.04	5.02	13.2	11.15	111.5
13	15	PFOSA	498.1 > 77.8	2.46e3	2.90e3		1.0000	5.09	5.08	10.6	10.05	100.5
14	16	L-PFOS	499 > 79.9	2.09e3	3.11e3		1.0000	5.11	5.10	8.38	7.667	76.7
15	18	PFDA	513 > 468.8	1.20e4	1.21e4		1.0000	5.40	5.39	12.4	10.23	102.3
16	19	8:2 FTS	527 > 506.9	2.83e3	1.18e4		1.0000	5.38	5.36	2.99	9.336	93.4
17	20	PFNS	549.1>80.1	2.29e3	3.11e3		1.0000	5.46	5.44	9.20	10.33	103.3
18	21	N-MeFOSAA	570.1 > 419	5.70e3	5.45e3		1.0000	5.55	5.53	13.1	9.233	92.3
19	22	N-EtFOSAA	584.2 > 419	5.54e3	6.15e3		1.0000	5.70	5.68	11.3	10.49	104.9
20	23	PFUdA	563.0 > 518.9	9.71e3	1.25e4		1.0000	5.72	5.70	9.70	8.562	85.6
21	24	PFDS	598.8 > 80	2.74e3	8.02e3		1.0000	5.76	5.75	4.27	12.36	123.6
22	25	PFDoA	612.9 > 569.0	1.18e4	8.02e3		1.0000	5.99	5.98	18.4	10.11	101.1
23	26	N-MeFOSA	512.1 > 168.9		1.50e4		1.0000	5.93				(A)
24	27	PFTrDA	662.9 > 618.9	1.65e4	5.58e3		1.0000	6.22	6.21	37.1	9.032	90.3
25	28	PFTeDA	712.9 > 668.8	1.05e4	5.58e3		1.0000	6.41	6.40	23.4	10.87	108.7
26	29	N-EtFOSA	526.1 > 168.9		2.29e4		1.0000	6.25				(A)
27	30	PFHxDA	813.1 > 768.6		3.02e3		1.0000	6.69				
28	31	PFODA	913.1 > 868.8		3.02e3		1.0000	6.90				
29	32	N-MeFOSE	616.1 > 58.9		1.51e4		1.0000	6.31				
30	33	N-EtFOSE	630.1 > 58.9		1.95e4		1.0000	6.45				
31	34	13C-180BA3	216.1 > 171.8	9.30e3	1.12e4	0.880	1.0000	1.73	1.71	10.4	11.80	94.4

70-130

Vista Analytical Laboratory

Dataset: F:\Projects\PFAS.PRO\Results\180201M2\180201M2-13.qld

Last Altered: Friday, February 02, 2018 09:04:08 Pacific Standard Time
Printed: Friday, February 02, 2018 09:25:15 Pacific Standard Time

Name: 180201M2_13, Date: 01-Feb-2018, Time: 12:58:32, ID: ICV180201M2-1 PFC ICV 18A3006, Description: PFC ICV 18A3006

	#	Name	Trace	Area	IS Area	RRF	Divisor1	Pred.RT	RT	y Axis Resp.	Conc.	%Rec
32	35	13C3-PFPeA	266. > 221.8	1.10e4	1.16e4	0.894	1.0000	2.70	2.69	11.8	13.20	105.6
33	36	13C3-PFBS	302. > 98.8	1.44e3	1.16e4	0.120	1.0000	2.98	2.96	1.55	12.88	103.1
34	37	13C2-PFHxA	315 > 269.8	3.43e3	1.16e4	0.700	1.0000	3.48	3.46	3.68	5.260	105.2
35	38	13C4-PFHpA	367.2 > 321.8	8.26e3	1.16e4	0.693	1.0000	4.10	4.09	8.86	12.79	102.3
36	39	18O2-PFHxS	403.0 > 102.6	1.02e3	2.77e3	0.343	1.0000	4.24	4.22	4.60	13.44	107.5
37	40	13C2-6:2 FTS	429.1 > 408.9	3.31e3	1.01e4	0.262	1.0000	4.56	4.54	4.10	15.63	125.1
38	41	13C2-PFOA	414.9 > 369.7	1.18e4	1.01e4	1.064	1.0000	4.61	4.59	14.7	13.80	110.4
39	42	13C5-PFNA	468.2 > 422.9	1.14e4	1.16e4	0.949	1.0000	5.04	5.02	12.3	12.95	103.6
40	43	13C8-PFOSA	506.1 > 77.7	2.90e3	1.32e4	0.211	1.0000	5.09	5.08	2.74	12.98	103.9
41	44	13C8-PFOS	507.0 > 79.9	3.11e3	2.64e3	1.014	1.0000	5.11	5.10	14.7	14.54	116.3
42	45	13C2-PFDA	515.1 > 469.9	1.21e4	1.20e4	1.099	1.0000	5.40	5.39	12.6	11.49	91.9
43	46	13C2-8:2 FTS	529.1 > 508.7	2.39e3	1.16e4	0.194	1.0000	5.38	5.36	2.57	13.22	105.8
44	47	d3-N-MeFOSAA	573.3 > 419	5.45e3	1.32e4	0.381	1.0000	5.55	5.53	5.16	13.54	108.3
45	48	d5-N-EtFOSAA	589.3 > 419	6.15e3	1.32e4	0.430	1.0000	5.70	5.68	5.83	13.56	108.5
46	49	13C2-PFUdA	565 > 519.8	1.25e4	1.32e4	0.966	1.0000	5.72	5.70	11.8	12.27	98.1
47	50	13C2-PFDoA	615.0 > 569.7	8.02e3	1.32e4	0.767	1.0000	5.99	5.98	7.60	9.904	79.2
48	51	d3-N-MeFOSA	515.2 > 168.9	1.50e4	1.32e4	0.094	1.0000	5.93	5.94	14.2	151.1	100.7
49	52	13C2-PFTeDA	714.8 > 669.6	5.58e3	1.32e4	0.413	1.0000	6.41	6.40	5.29	12.80	102.4
50	53	d5-N-ETFOSA	531.1 > 168.9	2.29e4	1.32e4	0.134	1.0000	6.25	6.26	21.7	162.0	108.0
51	54	13C2-PFHxDA	815 > 769.7	3.02e3	1.32e4	0.555	1.0000	6.69	6.68	2.87	5.160	103.2
52	55	d7-N-MeFOSE	623.1 > 58.9	1.51e4	1.32e4	0.107	1.0000	6.31	6.31	14.3	134.1	89.4
53	56	d9-N-EtFOSE	639.2 > 58.8	1.95e4	1.32e4	0.107	1.0000	6.45	6.46	18.5	172.5	115.0
54	57	13C4-PFBA	217. > 171.8	1.12e4	1.12e4	1.000	1.0000	1.73	1.71	12.5	12.50	100.0
55	58	13C5-PFHxA	318 > 272.9	1.16e4	1.16e4	1.000	1.0000	3.48	3.46	12.5	12.50	100.0
56	59	13C3-PFHxS	401.9 > 79.9	2.77e3	2.77e3	1.000	1.0000	4.24	4.23	12.5	12.50	100.0
57	60	13C8-PFOA	421.3 > 376	1.01e4	1.01e4	1.000	1.0000	4.61	4.59	12.5	12.50	100.0
58	61	13C9-PFNA	472.2 > 426.9	1.16e4	1.16e4	1.000	1.0000	5.04	5.02	12.5	12.50	100.0
59	62	13C4-PFOS	503 > 79.9	2.64e3	2.64e3	1.000	1.0000	5.11	5.09	12.5	12.50	100.0
60	63	13C6-PFDA	519.1 > 473.7	1.20e4	1.20e4	1.000	1.0000	5.40	5.38	12.5	12.50	100.0
61	64	13C7-PFUdA	570.1 > 524.8	1.32e4	1.32e4	1.000	1.0000	5.72	5.70	12.5	12.50	100.0
62	72	13C2-4:2 FTS	329.2>308.9	3.08e3	1.16e4	0.312	1.0000	3.38	3.37	3.30	10.59	84.7

Dataset: F:\Projects\PFAS.PRO\Results\180201M2\180201M2-13.qld

Last Altered: Friday, February 02, 2018 09:04:08 Pacific Standard Time
Printed: Friday, February 02, 2018 09:25:15 Pacific Standard Time

Method: F:\Projects\PFAS.PRO\MethDB\PFAS_FULL_80C_020118.mdb 02 Feb 2018 09:02:54
Calibration: F:\Projects\PFAS.PRO\CurveDB\C18_VAL-PFAS_Q4_02-01-18-FULL.cdb 02 Feb 2018 08:56:36

Name: 180201M2_13, Date: 01-Feb-2018, Time: 12:58:32, ID: ICV180201M2-1 PFC ICV 18A3006, Description: PFC ICV 18A3006

PFBA

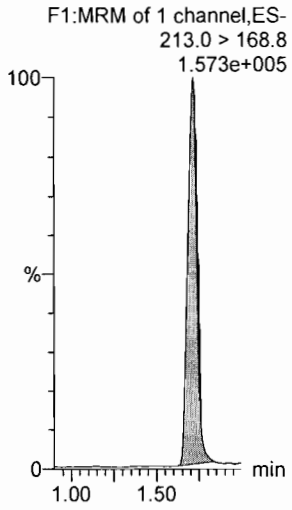

PFPeA

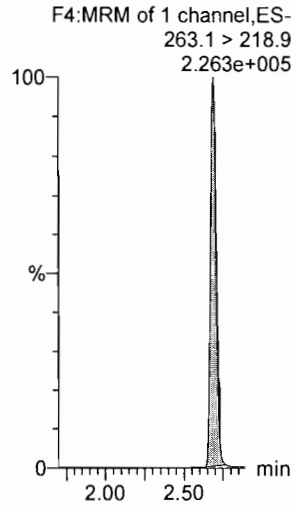

PFBS

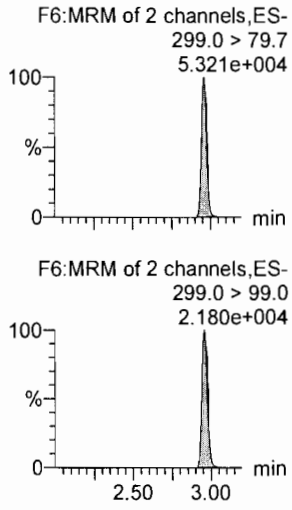

4:2 FTS

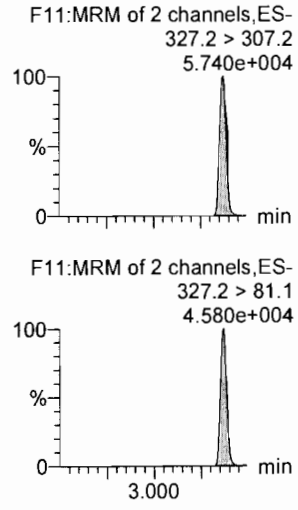

PFHxA

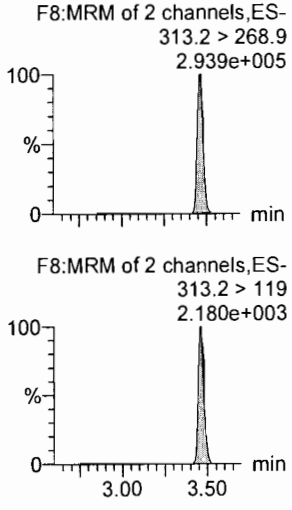

PFPeS

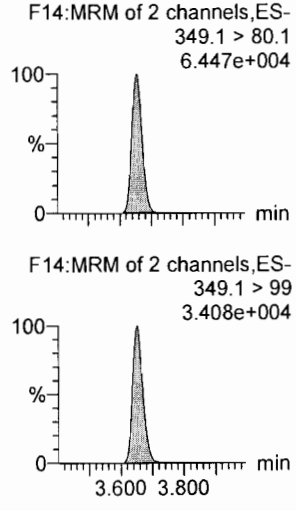

13C3-PFBA

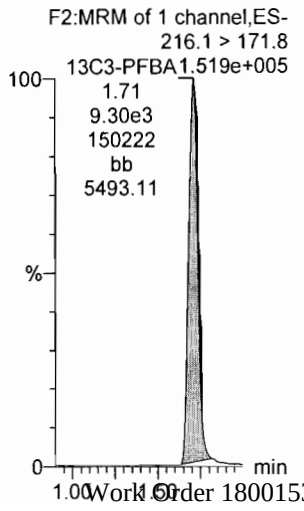

13C3-PFPeA

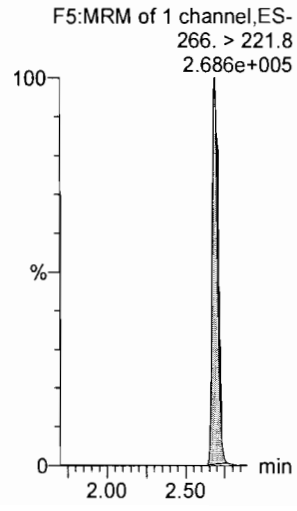

13C3-PFBS

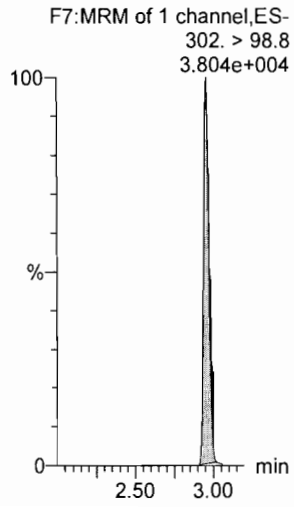

13C3-PFBS

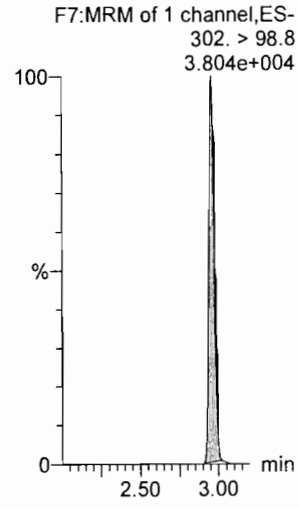

13C2-PFHxA

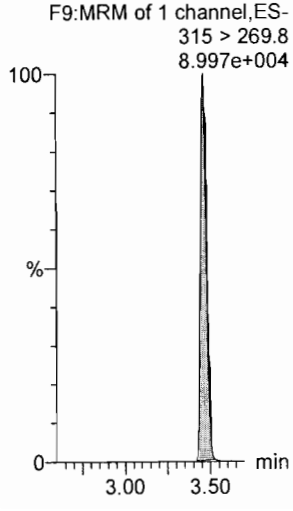

13C3-PFBS

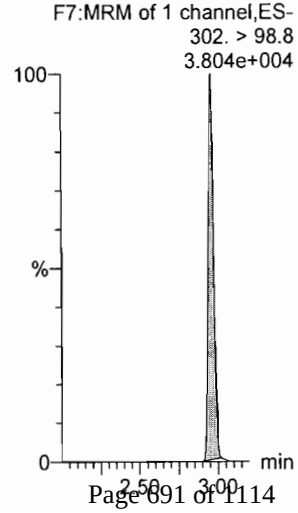

Dataset: F:\Projects\PFAS.PRO\Results\180201M2\180201M2-13.qld

Last Altered: Friday, February 02, 2018 09:04:08 Pacific Standard Time
Printed: Friday, February 02, 2018 09:25:15 Pacific Standard Time

Name: 180201M2_13, Date: 01-Feb-2018, Time: 12:58:32, ID: ICV180201M2-1 PFC ICV 18A3006, Description: PFC ICV 18A3006

PFHpA

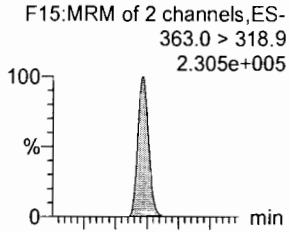

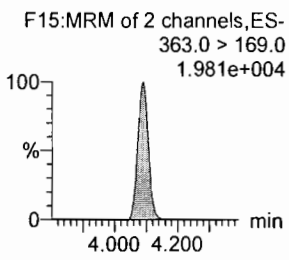

L-PFHxS

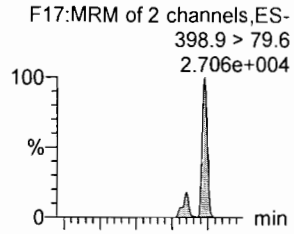

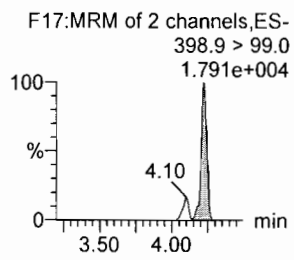

6:2 FTS

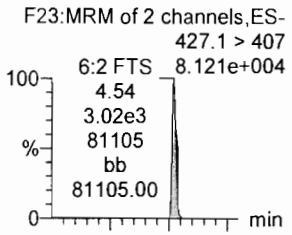

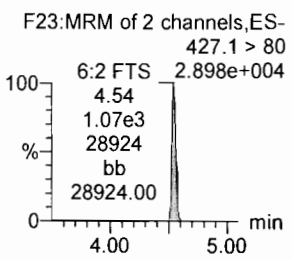

L-PFOA

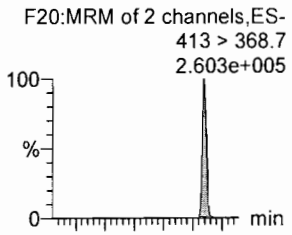

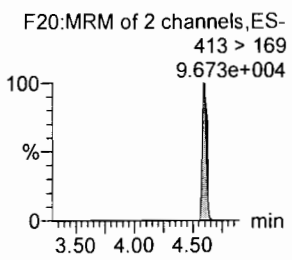

PFHpS

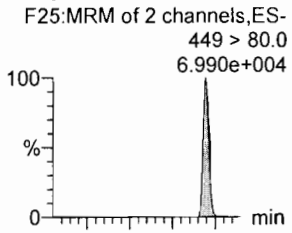

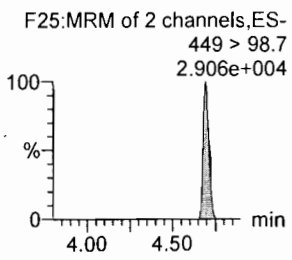

PFNA

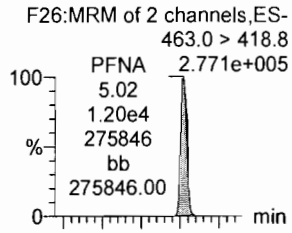

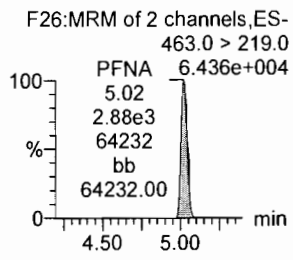

13C4-PFHpA

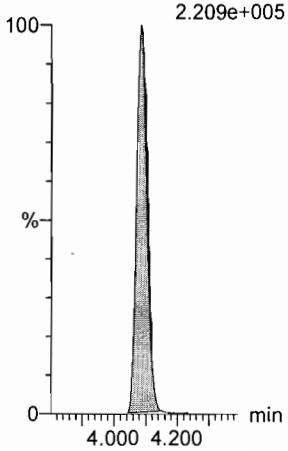

18O2-PFHxS

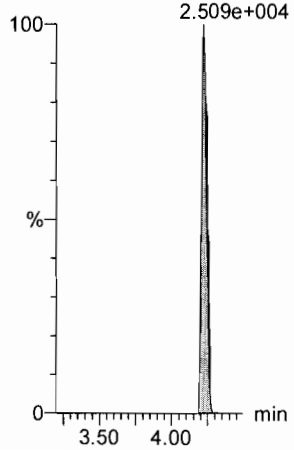

13C2-PFOA

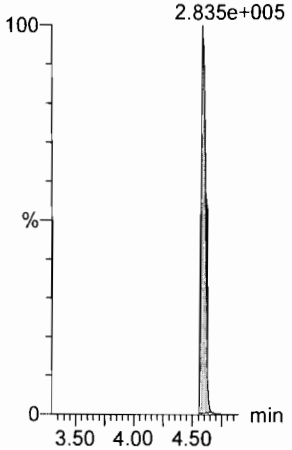

13C2-PFOA

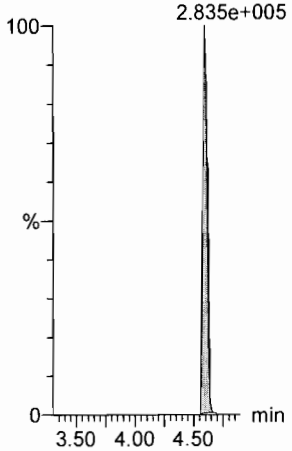

13C8-PFOS

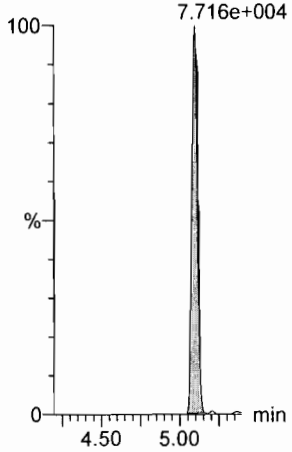

13C5-PFNA

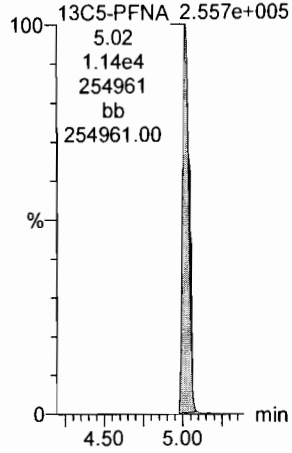

Dataset: F:\Projects\PFAS.PRO\Results\180201M2\180201M2-13.qld

Last Altered: Friday, February 02, 2018 09:04:08 Pacific Standard Time
Printed: Friday, February 02, 2018 09:25:15 Pacific Standard Time

Name: 180201M2_13, Date: 01-Feb-2018, Time: 12:58:32, ID: ICV180201M2-1 PFC ICV 18A3006, Description: PFC ICV 18A3006

PFOSA

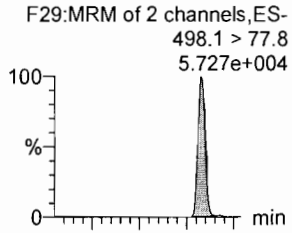

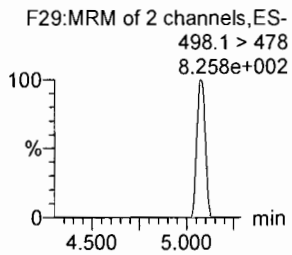

L-PFOS

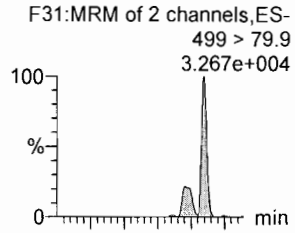

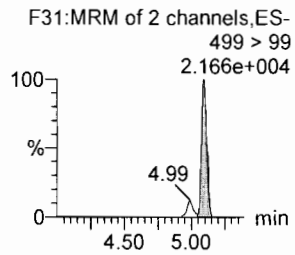

PFDA

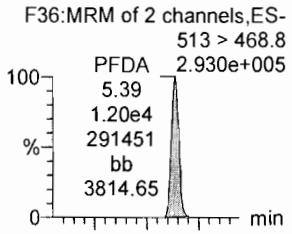

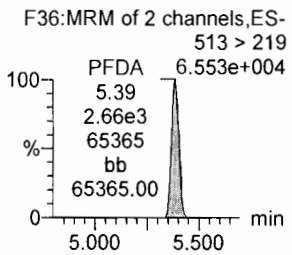

8:2 FTS

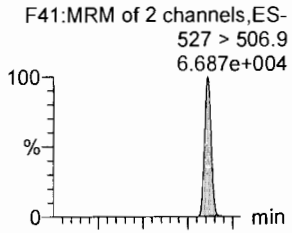

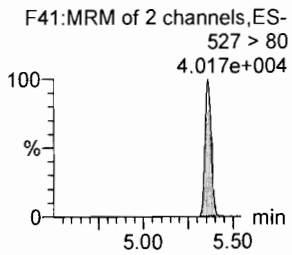

PFNS

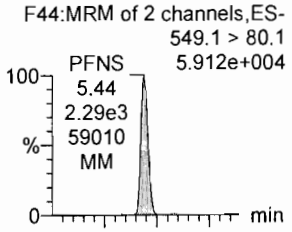

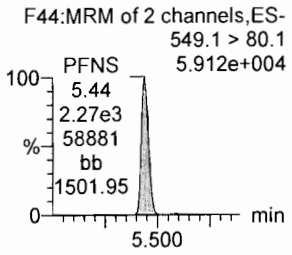

N-MeFOSAA

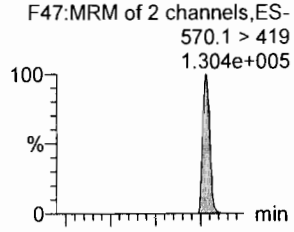

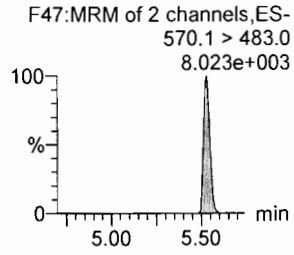

13C8-PFOSA

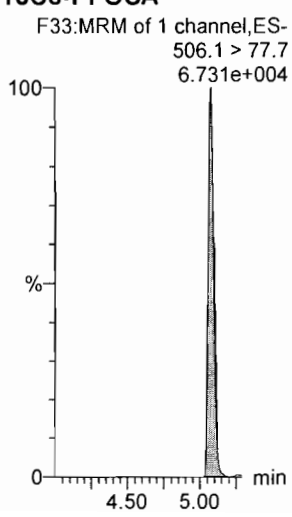

13C8-PFOS

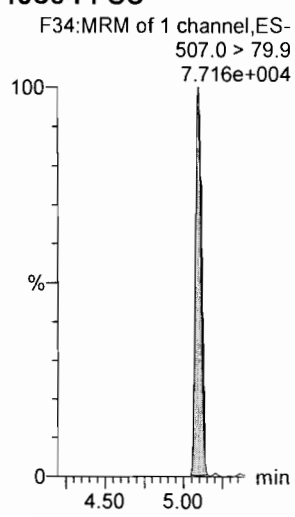

13C2-PFDA

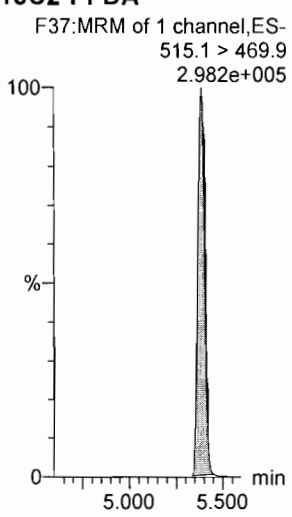

13C2-PFDA

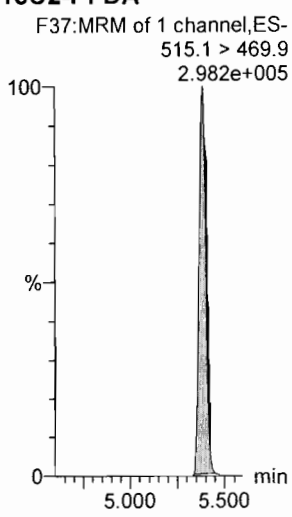

13C8-PFOS

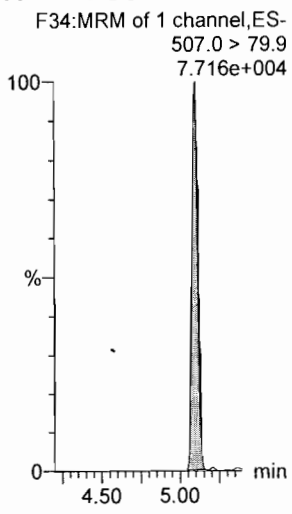

d3-N-MeFOSAA

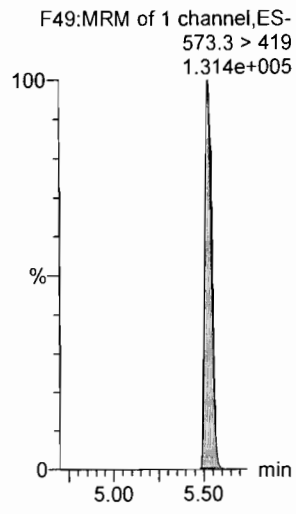

Dataset: F:\Projects\PFAS.PRO\Results\180201M2\180201M2-13.qld

Last Altered: Friday, February 02, 2018 09:04:08 Pacific Standard Time
Printed: Friday, February 02, 2018 09:25:15 Pacific Standard Time

Name: 180201M2_13, Date: 01-Feb-2018, Time: 12:58:32, ID: ICV180201M2-1 PFC ICV 18A3006, Description: PFC ICV 18A3006

N-EtFOSAA

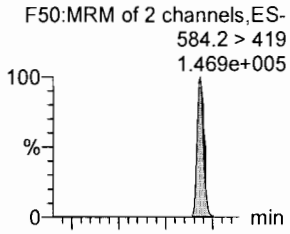

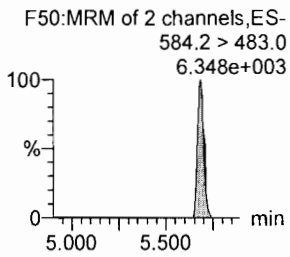

PFUdA

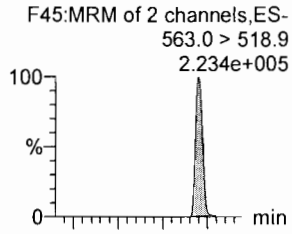

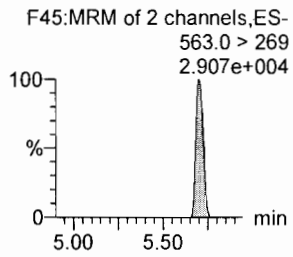

PFDS

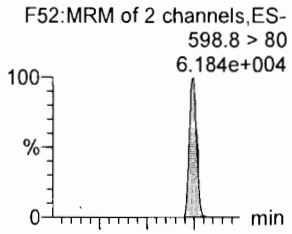

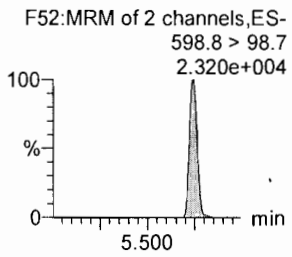

PFDoA

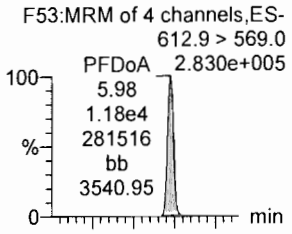

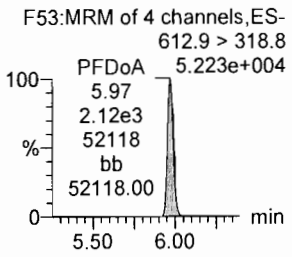

N-MeFOSA

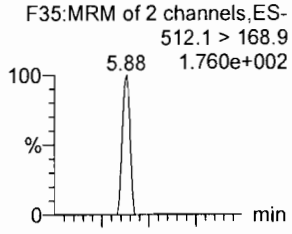

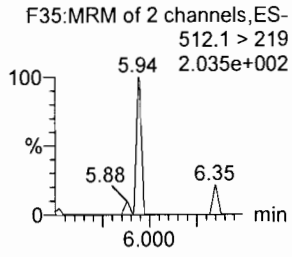

PFTrDA

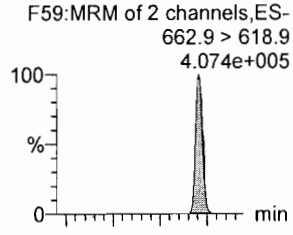

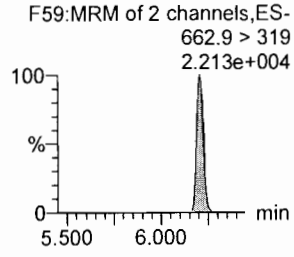

d5-N-EtFOSAA

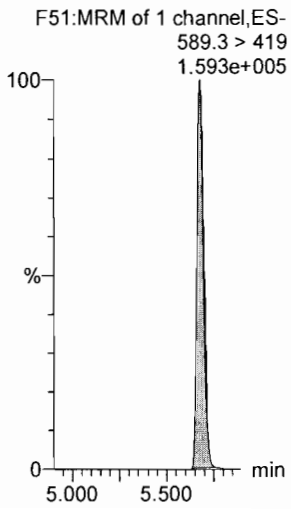

13C2-PFUdA

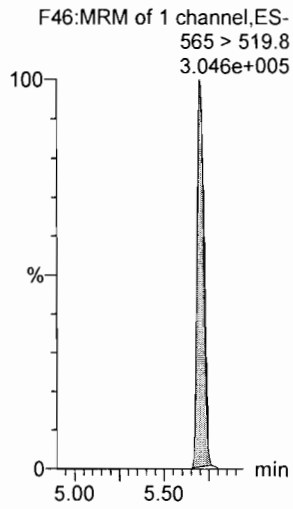

13C2-PFUdA

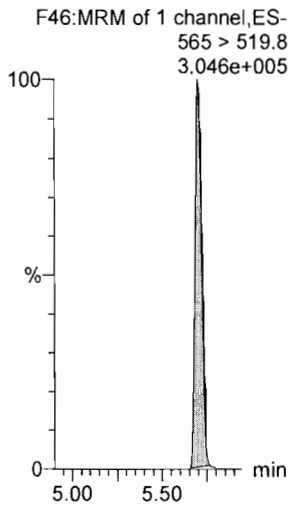

13C2-PFDoA

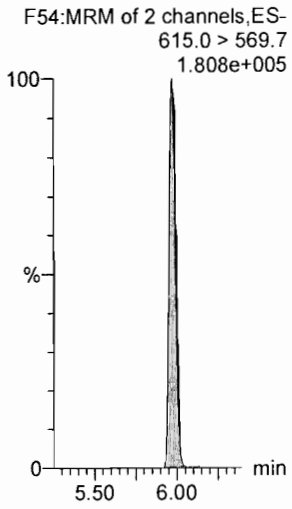

d3-N-MeFOSA

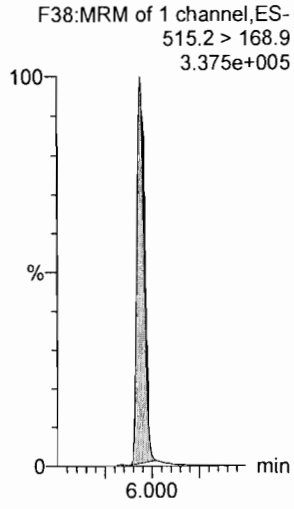

13C2-PFTeDA

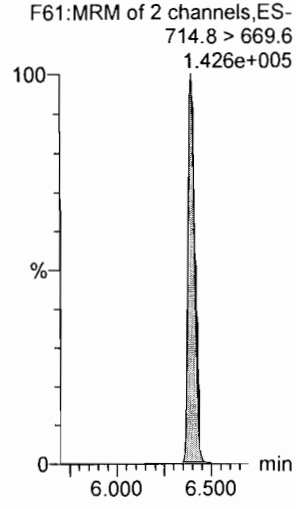

Dataset: F:\Projects\PFAS.PRO\Results\180201M2\180201M2-13.qld

Last Altered: Friday, February 02, 2018 09:04:08 Pacific Standard Time
Printed: Friday, February 02, 2018 09:25:15 Pacific Standard Time

Name: 180201M2_13, Date: 01-Feb-2018, Time: 12:58:32, ID: ICV180201M2-1 PFC ICV 18A3006, Description: PFC ICV 18A3006

PFTeDA

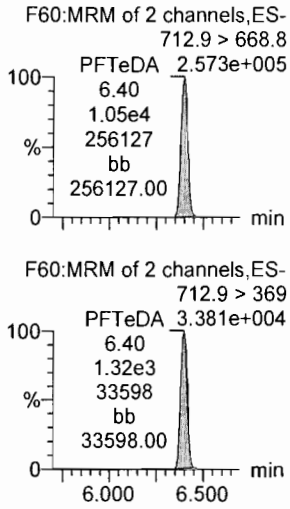

N-EtFOSA

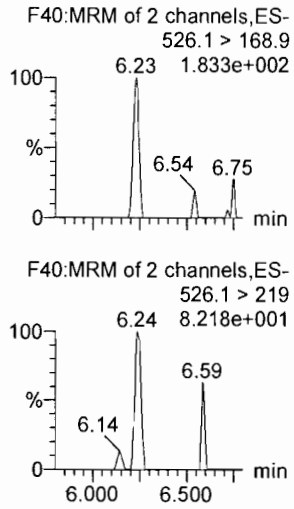

PFHxDA

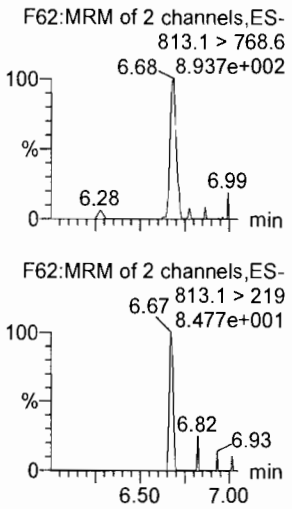

PFODA

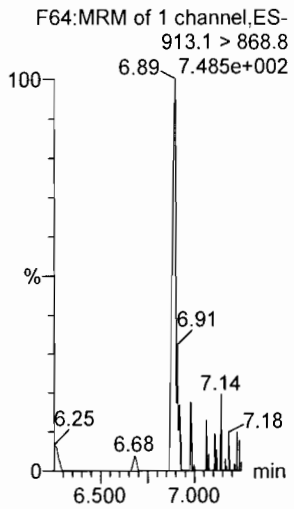

N-MeFOSE

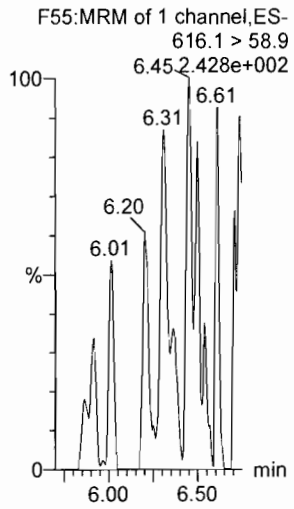

N-EtFOSE

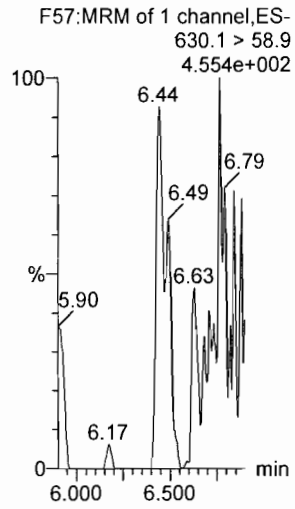

13C2-PFTeDA

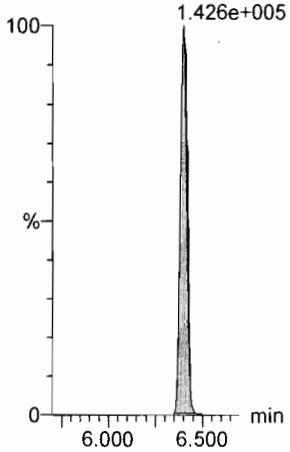

d5-N-ETFOSA

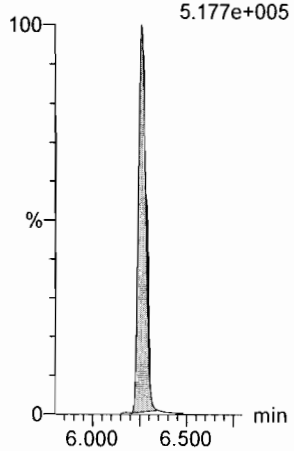

13C2-PFHxDA

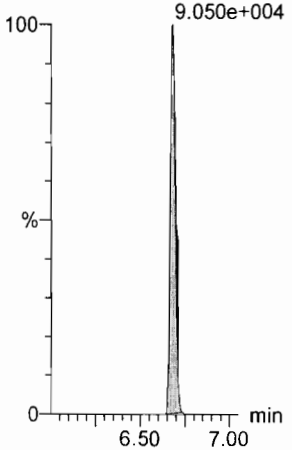

13C2-PFHxDA

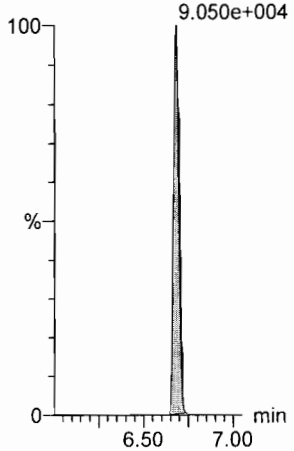

d7-N-MeFOSE

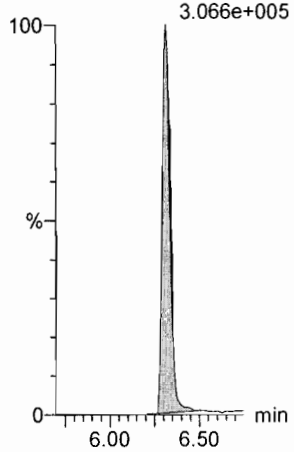

d9-N-EtFOSE

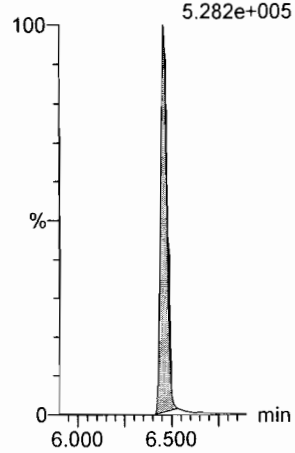

Dataset: F:\Projects\PFAS.PRO\Results\180201M2\180201M2-13.qld

Last Altered: Friday, February 02, 2018 09:04:08 Pacific Standard Time
Printed: Friday, February 02, 2018 09:25:15 Pacific Standard Time

Name: 180201M2_13, Date: 01-Feb-2018, Time: 12:58:32, ID: ICV180201M2-1 PFC ICV 18A3006, Description: PFC ICV 18A3006

13C4-PFBA

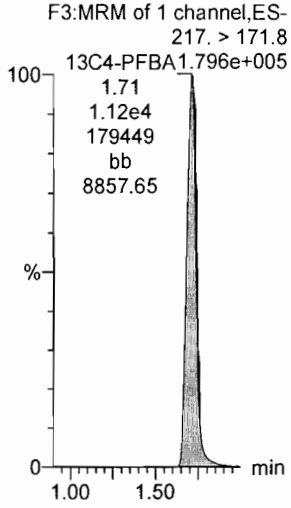

13C5-PFHxA

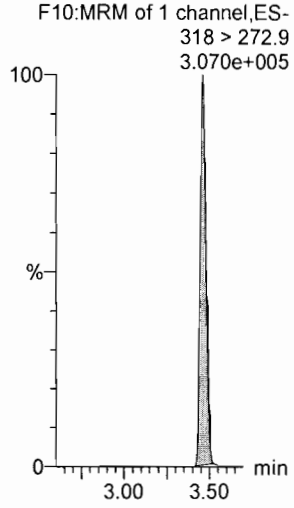

13C3-PFHxS

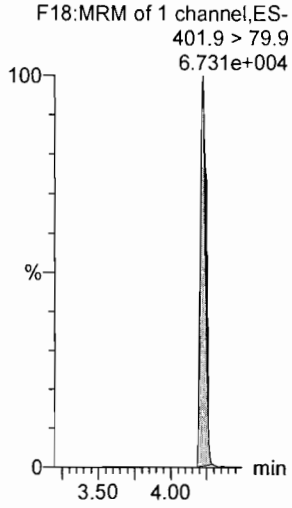

13C8-PFOA

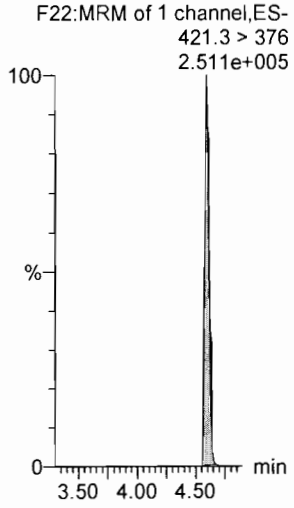

13C9-PFNA

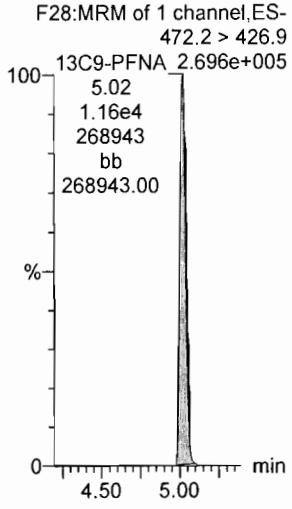

13C4-PFOS

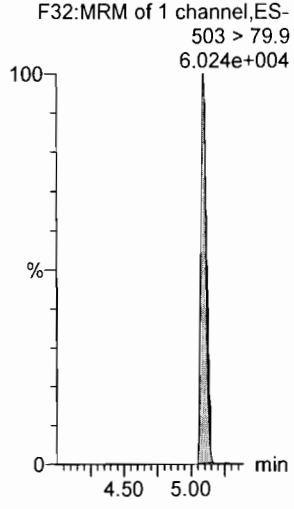

13C6-PFDA

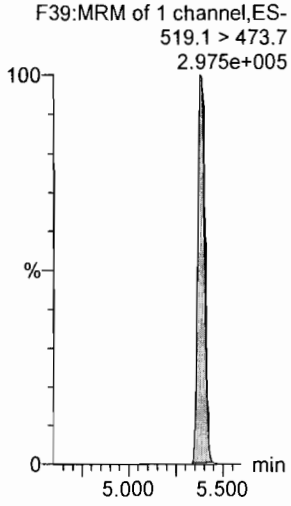

13C7-PFUdA

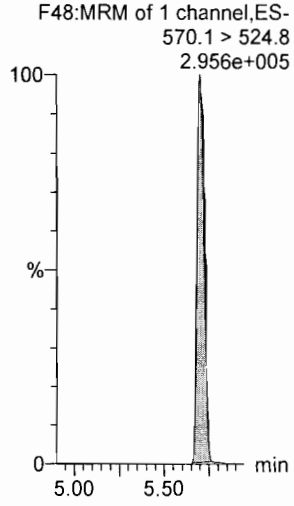

13C2-4:2 FTS

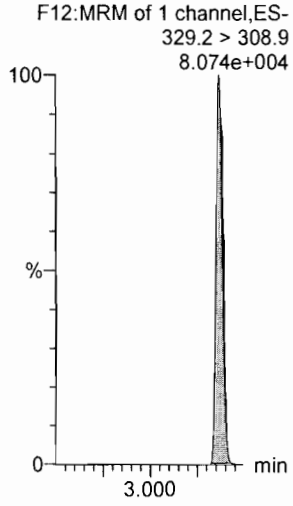

Vista Analytical Laboratory

Dataset: F:\Projects\PFAS.PRO\Results\180201M2\180201M2-12.qld

Last Altered: Friday, February 02, 2018 09:29:53 Pacific Standard Time
Printed: Friday, February 02, 2018 09:30:13 Pacific Standard Time

Method: F:\Projects\PFAS.PRO\MethDB\PFAS_FULL_80C_020118.mdb 02 Feb 2018 09:02:54
Calibration: F:\Projects\PFAS.PRO\CurveDB\C18_VAL-PFAS_Q4_02-01-18-FULL.cdb 02 Feb 2018 08:56:36

Name: 180201M2_12, Date: 01-Feb-2018, Time: 12:47:03, ID: IPA, Description: IPA

PFBA

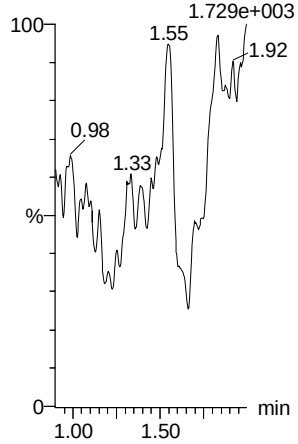

PFPeA

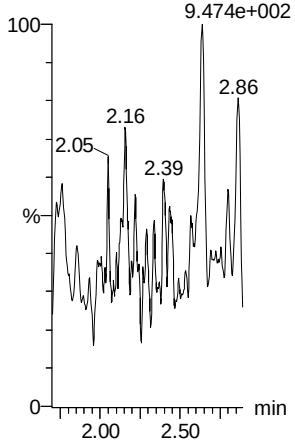

PFBS

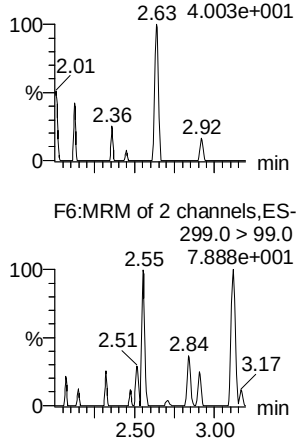

4:2 FTS

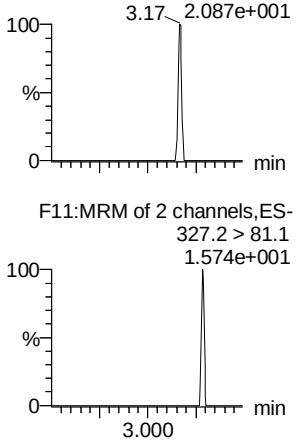

PFHxA

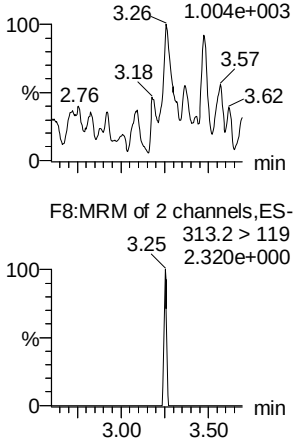

PFPeS

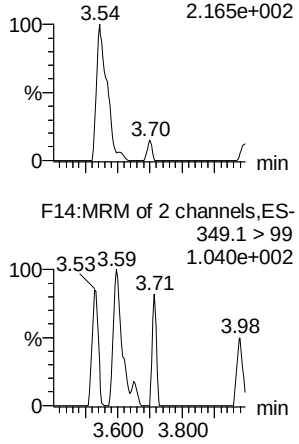

13C3-PFBA

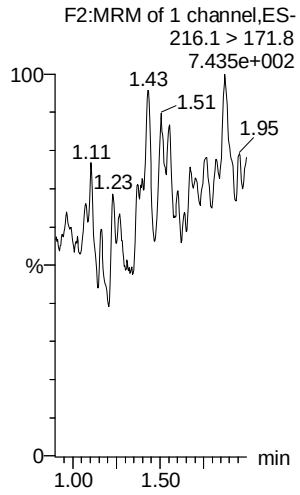

13C3-PFPeA

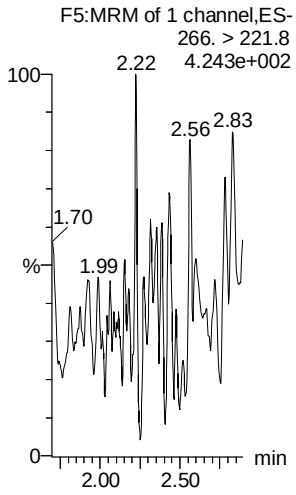

13C3-PFBS

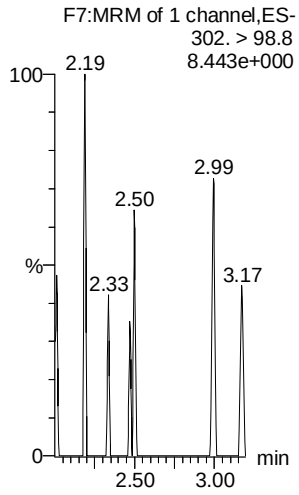

13C3-PFBS

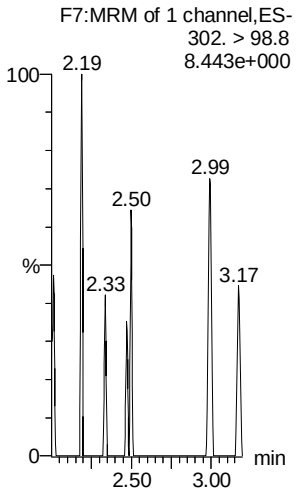

13C2-PFHxA

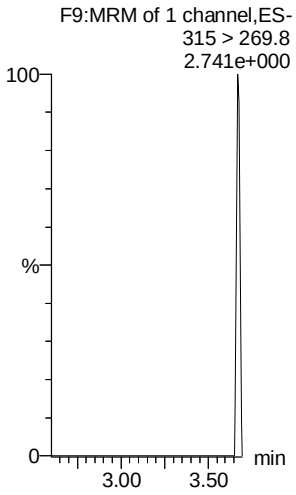

13C3-PFBS

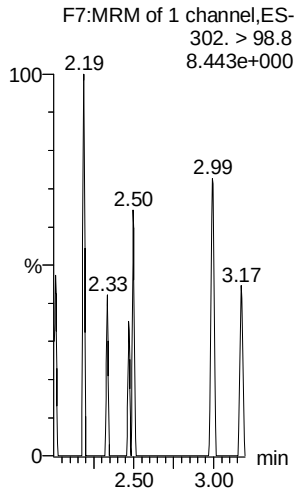

AC 2/2/2018

Dataset: F:\Projects\PFAS.PRO\Results\180201M2\180201M2-12.qld

Last Altered: Friday, February 02, 2018 09:29:53 Pacific Standard Time
Printed: Friday, February 02, 2018 09:30:13 Pacific Standard Time

Name: 180201M2_12, Date: 01-Feb-2018, Time: 12:47:03, ID: IPA, Description: IPA

PFHpA

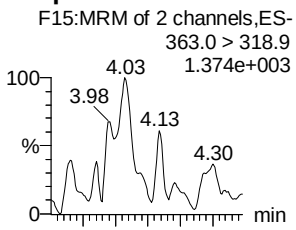

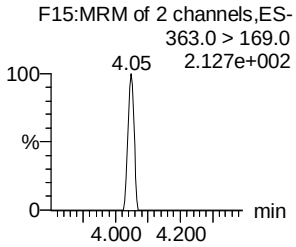

L-PFHxS

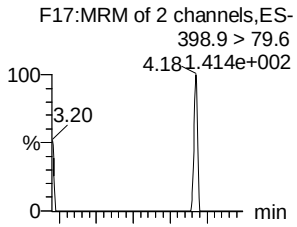

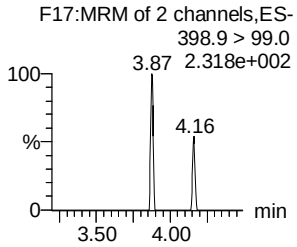

6:2 FTS

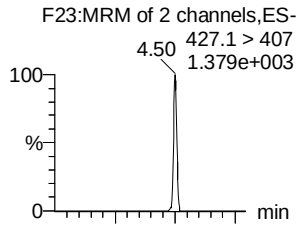

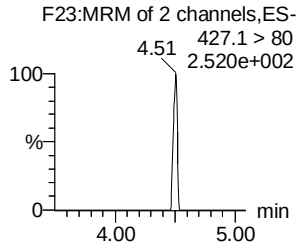

L-PFOA

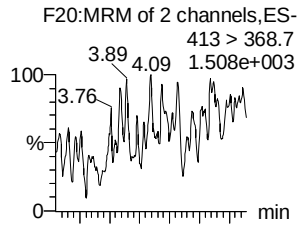

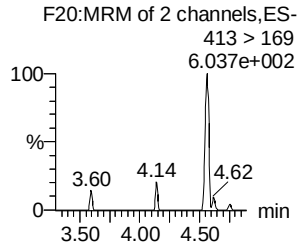

PFHpS

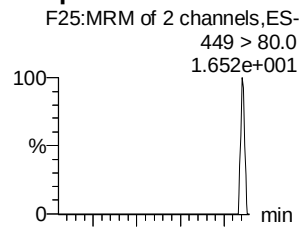

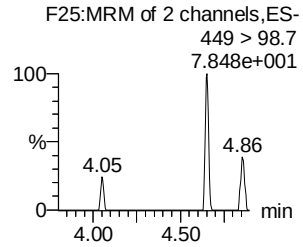

PFNA

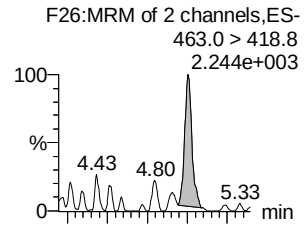

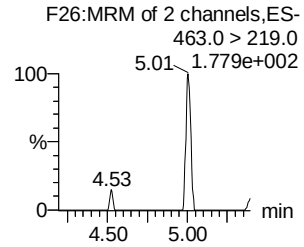

13C4-PFHpA

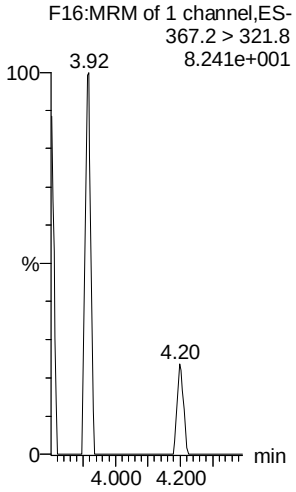

18O2-PFHxS

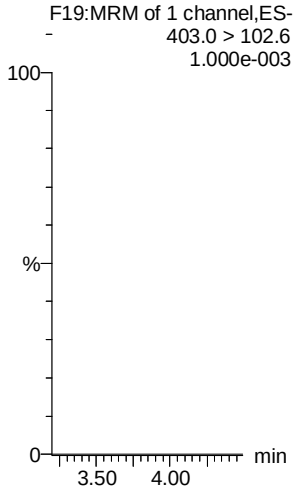

13C2-PFOA

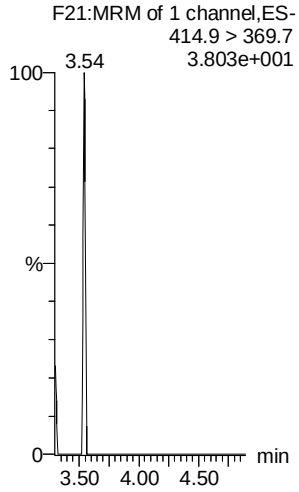

13C2-PFOA

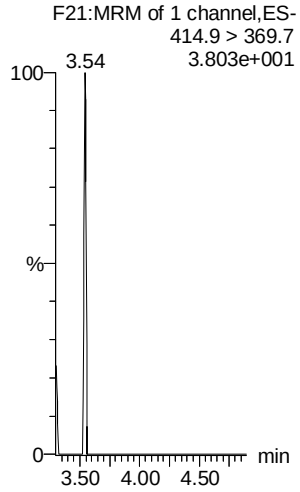

13C8-PFOS

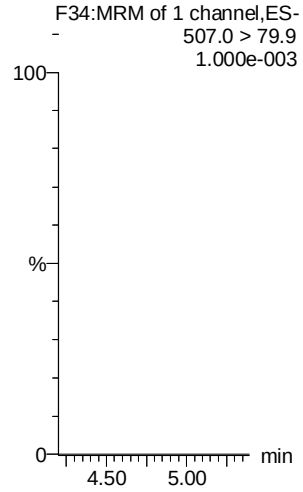

13C5-PFNA

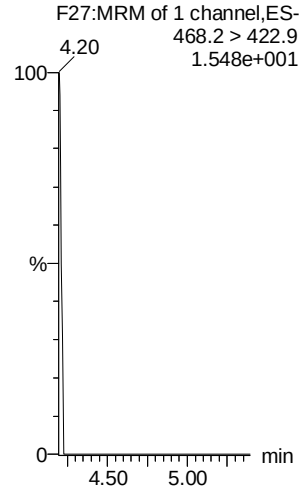

AC 2/2/2018

Vista Analytical Laboratory

Dataset: F:\Projects\PFAS.PRO\Results\180201M2\180201M2-12.qld

Last Altered: Friday, February 02, 2018 09:29:53 Pacific Standard Time
Printed: Friday, February 02, 2018 09:30:13 Pacific Standard Time

Name: 180201M2_12, Date: 01-Feb-2018, Time: 12:47:03, ID: IPA, Description: IPA

PFOSA

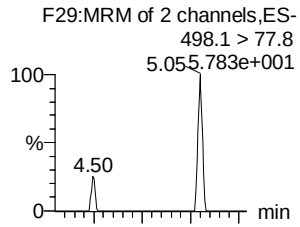

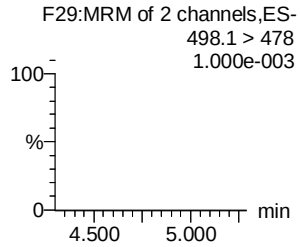

L-PFOS

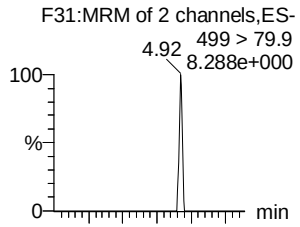

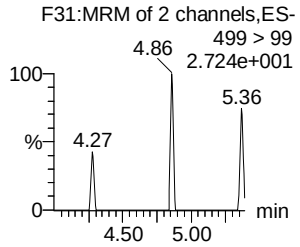

PFDA

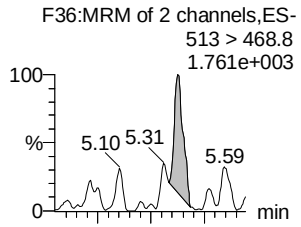

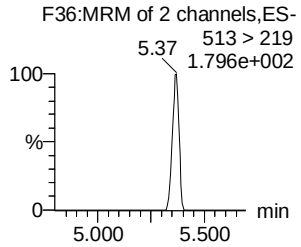

8:2 FTS

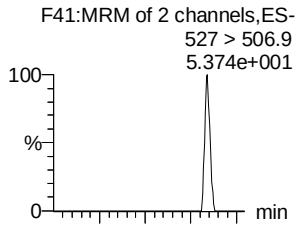

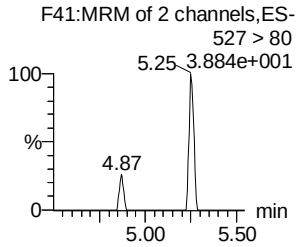

PFNS

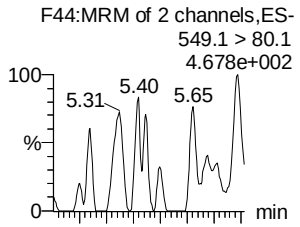

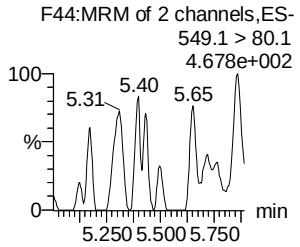

N-MeFOSAA

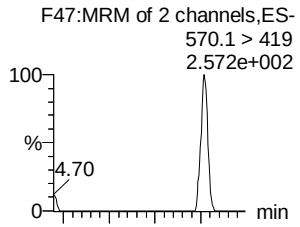

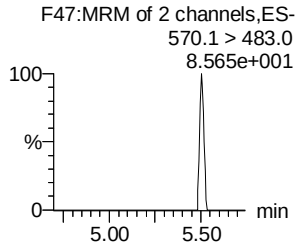

13C8-PFOSA

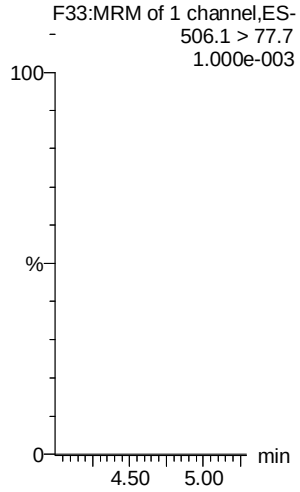

13C8-PFOS

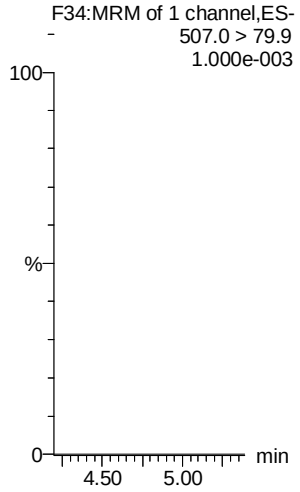

13C2-PFDA

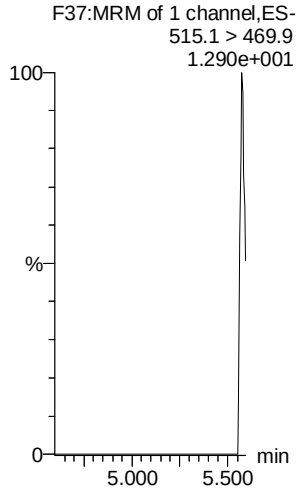

13C2-PFDA

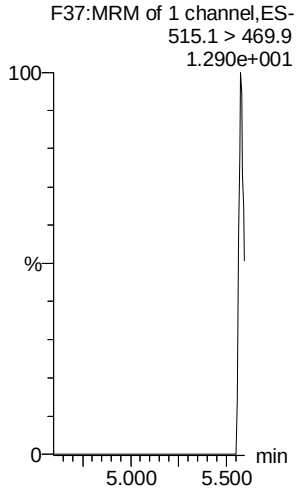

13C8-PFOS

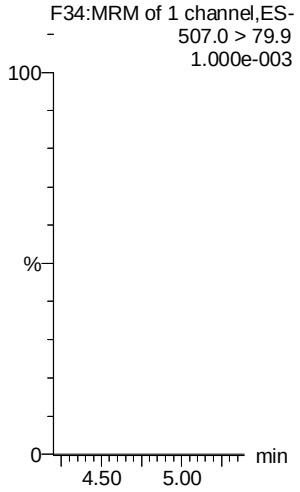

d3-N-MeFOSAA

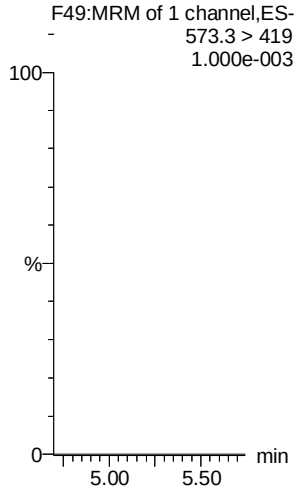

AC 2/2/2018

Dataset: F:\Projects\PFAS.PRO\Results\180201M2\180201M2-12.qld

Last Altered: Friday, February 02, 2018 09:29:53 Pacific Standard Time
Printed: Friday, February 02, 2018 09:30:13 Pacific Standard Time

Name: 180201M2_12, Date: 01-Feb-2018, Time: 12:47:03, ID: IPA, Description: IPA

N-EtFOSAA

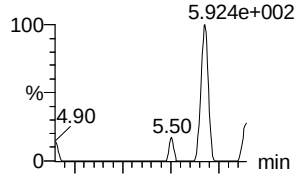

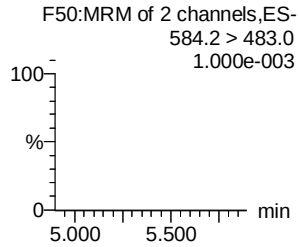

PFUdA

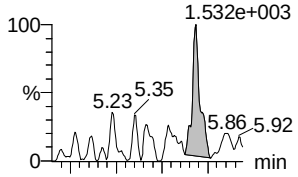

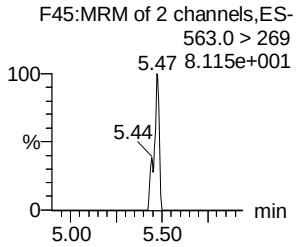

PFDS

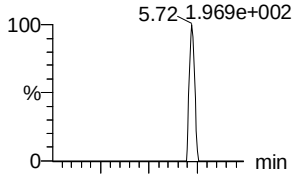

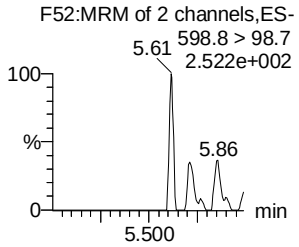

PFDoA

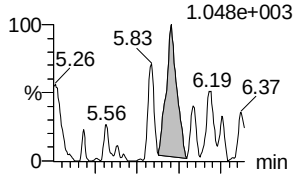

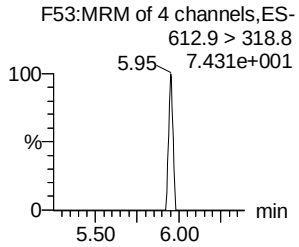

N-MeFOSA

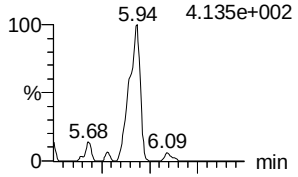

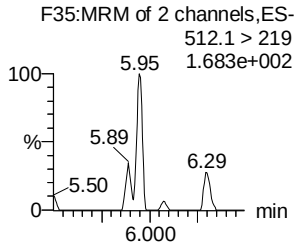

PFTrDA

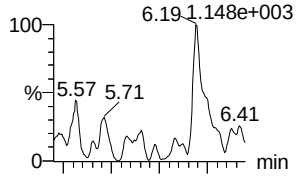

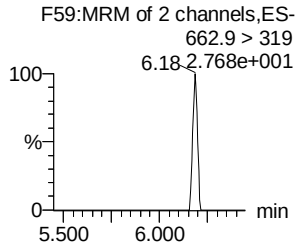

d5-N-EtFOSAA

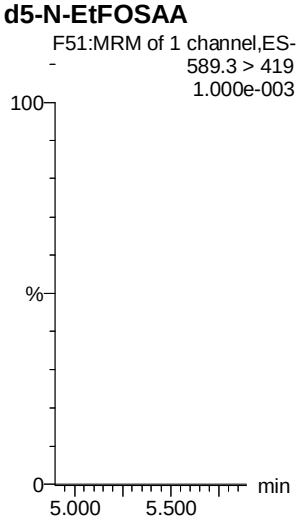

13C2-PFUdA

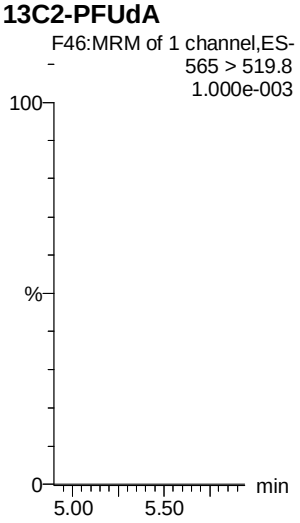

13C2-PFUdA

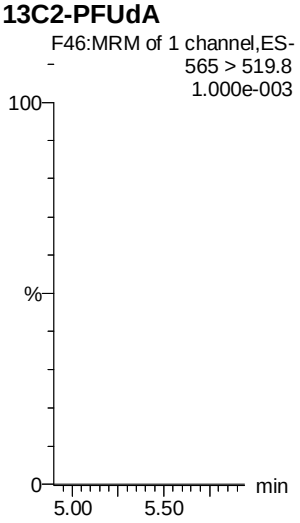

13C2-PFDoA

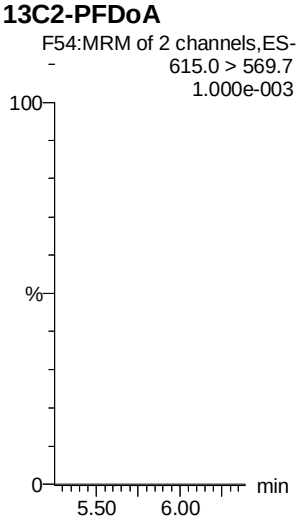

d3-N-MeFOSA

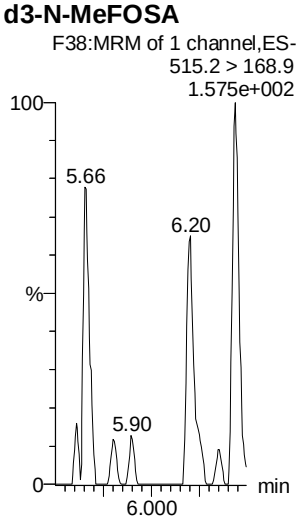

13C2-PFTeDA

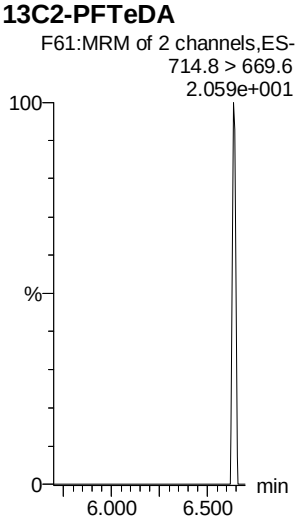

AC 2/2/2018

Vista Analytical Laboratory

Dataset: F:\Projects\PFAS.PRO\Results\180201M2\180201M2-12.qld

Last Altered: Friday, February 02, 2018 09:29:53 Pacific Standard Time
Printed: Friday, February 02, 2018 09:30:13 Pacific Standard Time

Name: 180201M2_12, Date: 01-Feb-2018, Time: 12:47:03, ID: IPA, Description: IPA

PFTeDA

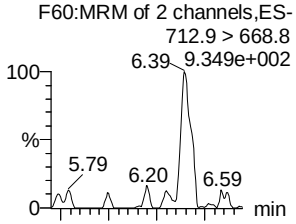

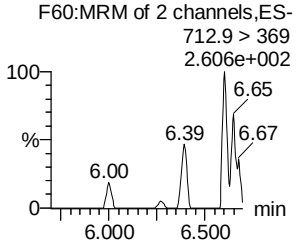

N-EtFOSA

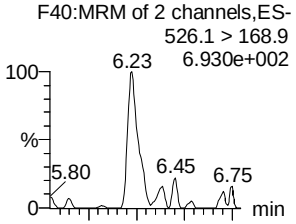

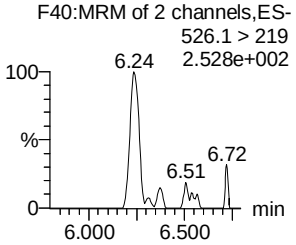

PFHxDA

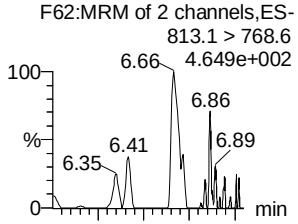

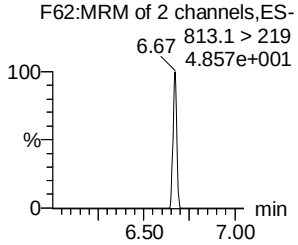

PFODA

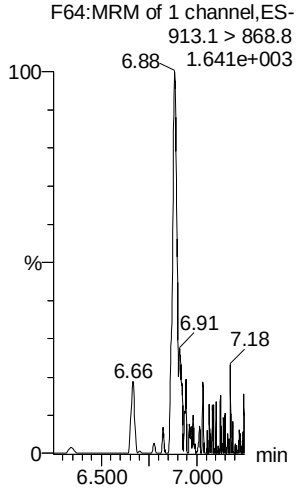

N-MeFOSE

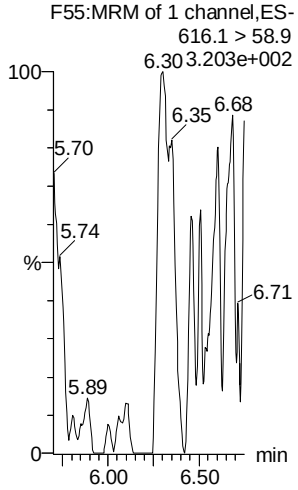

N-EtFOSE

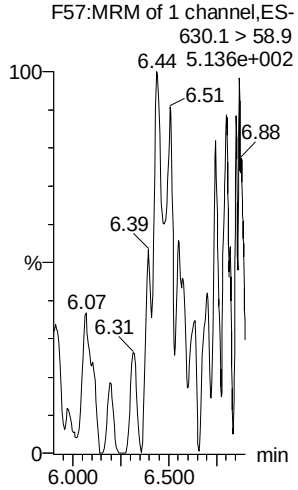

13C2-PFTeDA

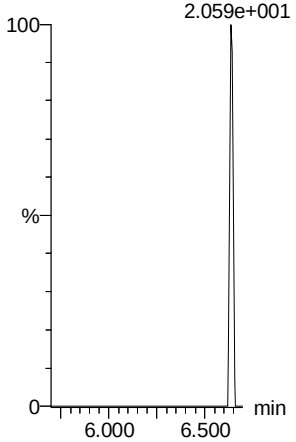

d5-N-ETFOSA

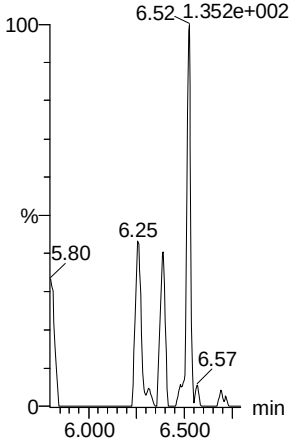

13C2-PFHxDA

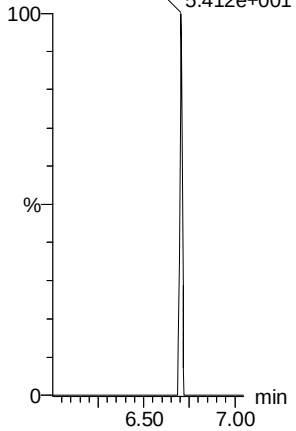

13C2-PFHxDA

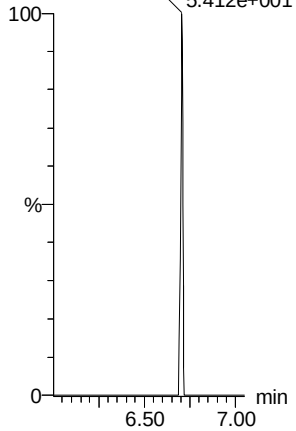

d7-N-MeFOSE

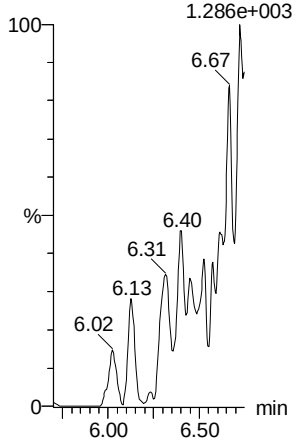

d9-N-EtFOSE

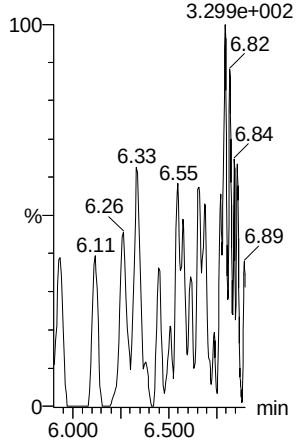

AC 2/2/2018

Vista Analytical Laboratory

Dataset: F:\Projects\PFAS.PRO\Results\180201M2\180201M2-12.qld

Last Altered: Friday, February 02, 2018 09:29:53 Pacific Standard Time
Printed: Friday, February 02, 2018 09:30:13 Pacific Standard Time

Name: 180201M2_12, Date: 01-Feb-2018, Time: 12:47:03, ID: IPA, Description: IPA

13C4-PFBA

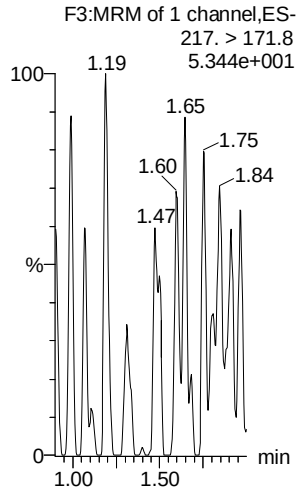

13C5-PFHxA

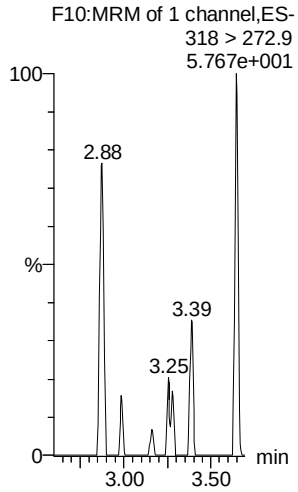

13C3-PFHxS

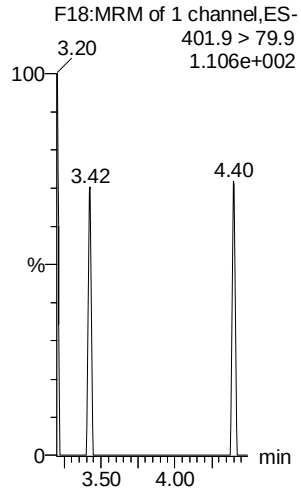

13C8-PFOA

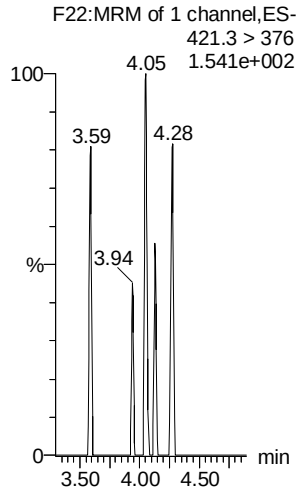

13C9-PFNA

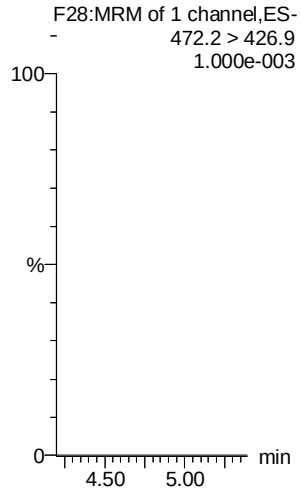

13C4-PFOS

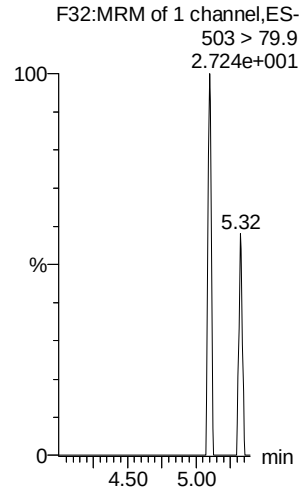

13C6-PFDA

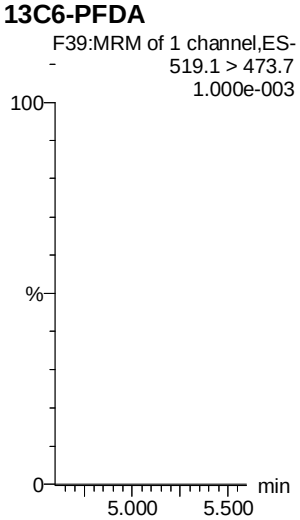

13C7-PFUdA

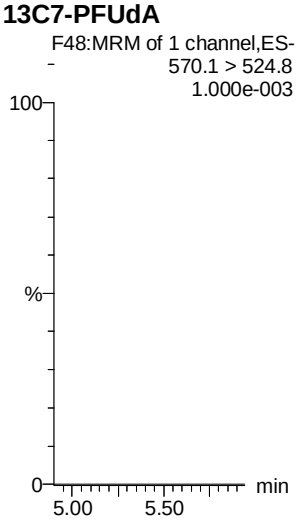

13C2-4:2 FTS

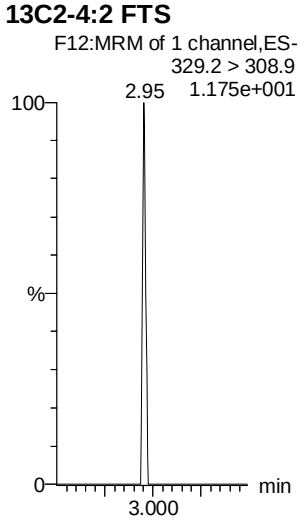

AC 2/2/2018

Vista Analytical Laboratory

Dataset: F:\Projects\PFAS.PRO\Results\180205M1\180205M1-CRV.qld

Last Altered: Tuesday, February 06, 2018 09:06:52 Pacific Standard Time
Printed: Tuesday, February 06, 2018 09:08:40 Pacific Standard Time

Method: F:\Projects\PFAS.PRO\MethDB\PFAS_FULL_80C_020218.mdb 05 Feb 2018 15:16:58
Calibration: F:\Projects\PFAS.PRO\CurveDB\C18_VAL-PFAS_Q4_02-05-18-FULL.cdb 06 Feb 2018 09:06:52

AC 2/6/18 ✓ JA. 02/06/2018

Compound name: PFBA
Correlation coefficient: r = 0.999386, r^2 = 0.998773
Calibration curve: 1.09309 * x + 0.0259553
Response type: Internal Std (Ref 34), Area * (IS Conc. / IS Area)
Curve type: Linear, Origin: Include, Weighting: 1/x, Axis trans: None

	#	Name	Type	Std. Conc	RT	Area	IS Area	Response	Conc.	%Dev	Conc. Flag	CoD	CoD Flag	x=excluded
1	1	180205M1_2	Standard	0.250	1.46	197.661	10022.691	0.247	0.2	-19.3	NO	0.999	NO	MM
2	2	180205M1_3	Standard	0.500	1.46	435.564	9106.326	0.598	0.5	4.6	NO	0.999	NO	MM
3	3	180205M1_4	Standard	1.000	1.46	809.741	9321.310	1.086	1.0	-3.0	NO	0.999	NO	MM
4	4	180205M1_5	Standard	2.000	1.46	1743.140	9352.168	2.330	2.1	5.4	NO	0.999	NO	MM
5	5	180205M1_6	Standard	5.000	1.46	4523.180	9565.349	5.911	5.4	7.7	NO	0.999	NO	MM
6	6	180205M1_7	Standard	10.000	1.45	8802.250	9703.849	11.339	10.3	3.5	NO	0.999	NO	MM
7	7	180205M1_8	Standard	50.000	1.45	43397.422	9446.696	57.424	52.5	5.0	NO	0.999	NO	MM
8	8	180205M1_9	Standard	100.000	1.45	87804.320	9397.445	116.793	106.8	6.8	NO	0.999	NO	MM
9	9	180205M1_10	Standard	250.000	1.46	215249.563	9688.439	277.714	254.0	1.6	NO	0.999	NO	MM
10	10	180205M1_11	Standard	500.000	1.46	400723.219	9431.465	531.099	485.8	-2.8	NO	0.999	NO	MM

Compound name: PFPeA
Correlation coefficient: r = 0.999812, r^2 = 0.999624
Calibration curve: 0.964836 * x + 0.0930119
Response type: Internal Std (Ref 35), Area * (IS Conc. / IS Area)
Curve type: Linear, Origin: Exclude, Weighting: 1/x, Axis trans: None

	#	Name	Type	Std. Conc	RT	Area	IS Area	Response	Conc.	%Dev	Conc. Flag	CoD	CoD Flag	x=excluded
1	1	180205M1_2	Standard	0.250	2.42	276.487	11632.453	0.297	0.2	-15.4	NO	1.000	NO	MM
2	2	180205M1_3	Standard	0.500	2.42	513.277	11389.154	0.563	0.5	-2.5	NO	1.000	NO	bb
3	3	180205M1_4	Standard	1.000	2.41	972.130	11172.025	1.088	1.0	3.1	NO	1.000	NO	bb
4	4	180205M1_5	Standard	2.000	2.41	1782.111	11007.866	2.024	2.0	0.1	NO	1.000	NO	bb
5	5	180205M1_6	Standard	5.000	2.41	4614.629	10975.869	5.255	5.4	7.0	NO	1.000	NO	bb
6	6	180205M1_7	Standard	10.000	2.41	8860.626	11146.144	9.937	10.2	2.0	NO	1.000	NO	bb
7	7	180205M1_8	Standard	50.000	2.42	41237.148	10337.492	49.864	51.6	3.2	NO	1.000	NO	bb
8	8	180205M1_9	Standard	100.000	2.41	81583.063	10256.807	99.426	103.0	3.0	NO	1.000	NO	bb
9	9	180205M1_10	Standard	250.000	2.42	210538.078	10776.180	244.217	253.0	1.2	NO	1.000	NO	bb

Dataset: F:\Projects\PFAS.PRO\Results\180205M1\180205M1-CRV.qld

Last Altered: Tuesday, February 06, 2018 09:06:52 Pacific Standard Time
Printed: Tuesday, February 06, 2018 09:08:40 Pacific Standard Time

Compound name: PFPeA

	#	Name	Type	Std. Conc	RT	Area	IS Area	Response	Conc.	%Dev	Conc. Flag	CoD	CoD Flag	x=excluded
10	10	180205M1_11	Standard	500.000	2.41	372788.688	9816.358	474.703	491.9	-1.6	NO	1.000	NO	bb

Compound name: PFBS
Coefficient of Determination: R^2 = 0.999344
Calibration curve: -0.00019974 * x^2 + 1.89439 * x + -0.0235196
Response type: Internal Std (Ref 36), Area * (IS Conc. / IS Area)
Curve type: 2nd Order, Origin: Exclude, Weighting: 1/x, Axis trans: None

	#	Name	Type	Std. Conc	RT	Area	IS Area	Response	Conc.	%Dev	Conc. Flag	CoD	CoD Flag	x=excluded
1	1	180205M1_2	Standard	0.250	2.69	55.497	1489.336	0.466	0.3	3.3	NO	0.999	NO	MM
2	2	180205M1_3	Standard	0.500	2.70	96.497	1446.984	0.834	0.5	-9.5	NO	0.999	NO	bb
3	3	180205M1_4	Standard	1.000	2.69	233.299	1439.827	2.025	1.1	8.2	NO	0.999	NO	bb
4	4	180205M1_5	Standard	2.000	2.69	425.275	1296.600	4.100	2.2	8.9	NO	0.999	NO	bb
5	5	180205M1_6	Standard	5.000	2.69	977.682	1378.333	8.867	4.7	-6.1	NO	0.999	NO	bb
6	6	180205M1_7	Standard	10.000	2.69	2159.505	1425.968	18.930	10.0	0.2	NO	0.999	NO	bb
7	7	180205M1_8	Standard	50.000	2.69	9767.403	1371.053	89.050	47.3	-5.5	NO	0.999	NO	bb
8	8	180205M1_9	Standard	100.000	2.69	20174.291	1375.398	183.350	97.8	-2.2	NO	0.999	NO	bb
9	9	180205M1_10	Standard	250.000	2.69	48242.711	1263.901	477.121	258.9	3.6	NO	0.999	NO	bb
10	10	180205M1_11	Standard	500.000	2.69	85168.273	1195.437	890.556	496.1	-0.8	NO	0.999	NO	bb

Compound name: 4:2 FTS
Coefficient of Determination: R^2 = 0.999379
Calibration curve: -0.000386556 * x^2 + 1.68052 * x + -0.0388557
Response type: Internal Std (Ref 36), Area * (IS Conc. / IS Area)
Curve type: 2nd Order, Origin: Exclude, Weighting: 1/x, Axis trans: None

	#	Name	Type	Std. Conc	RT	Area	IS Area	Response	Conc.	%Dev	Conc. Flag	CoD	CoD Flag	x=excluded
1	1	180205M1_2	Standard	0.250	3.10	57.992	1489.336	0.487	0.3	25.1	NO	0.999	NO	MM
2	2	180205M1_3	Standard	0.500	3.10	83.684	1446.984	0.723	0.5	-9.3	NO	0.999	NO	bb
3	3	180205M1_4	Standard	1.000	3.10	188.998	1439.827	1.641	1.0	-0.0	NO	0.999	NO	bb
4	4	180205M1_5	Standard	2.000	3.09	286.151	1296.600	2.759	1.7	-16.7	NO	0.999	NO	bb
5	5	180205M1_6	Standard	5.000	3.10	847.487	1378.333	7.686	4.6	-8.0	NO	0.999	NO	bb
6	6	180205M1_7	Standard	10.000	3.10	2053.220	1425.968	17.998	10.8	7.6	NO	0.999	NO	bb
7	7	180205M1_8	Standard	50.000	3.10	9540.633	1371.053	86.983	52.4	4.8	NO	0.999	NO	bb

Dataset: F:\Projects\PFAS.PRO\Results\180205M1\180205M1-CRV.qld

Last Altered: Tuesday, February 06, 2018 09:06:52 Pacific Standard Time
Printed: Tuesday, February 06, 2018 09:08:40 Pacific Standard Time

Compound name: 4:2 FTS

	#	Name	Type	Std. Conc	RT	Area	IS Area	Response	Conc.	%Dev	Conc. Flag	CoD	CoD Flag	x=excluded
8	8	180205M1_9	Standard	100.000	3.09	17286.775	1375.398	157.107	95.6	-4.4	NO	0.999	NO	bb
9	9	180205M1_10	Standard	250.000	3.10	40441.215	1263.901	399.964	252.7	1.1	NO	0.999	NO	bb
10	10	180205M1_11	Standard	500.000	3.10	71014.906	1195.437	742.562	499.2	-0.2	NO	0.999	NO	bb

Compound name: PFHxA
Coefficient of Determination: R^2 = 0.999926
Calibration curve: 0.000103819 * x^2 + 1.50456 * x + 0.0461584
Response type: Internal Std (Ref 37), Area * (IS Conc. / IS Area)
Curve type: 2nd Order, Origin: Include, Weighting: 1/x, Axis trans: None

	#	Name	Type	Std. Conc	RT	Area	IS Area	Response	Conc.	%Dev	Conc. Flag	CoD	CoD Flag	x=excluded
1	1	180205M1_2	Standard	0.250	3.19	344.619	3881.163	0.444	0.3	5.8	NO	1.000	NO	bb
2	2	180205M1_3	Standard	0.500	3.19	608.895	3896.953	0.781	0.5	-2.3	NO	1.000	NO	bb
3	3	180205M1_4	Standard	1.000	3.19	1035.596	3459.113	1.497	1.0	-3.6	NO	1.000	NO	bb
4	4	180205M1_5	Standard	2.000	3.19	2114.211	3349.376	3.156	2.1	3.3	NO	1.000	NO	bb
5	5	180205M1_6	Standard	5.000	3.19	5515.942	3547.622	7.774	5.1	2.7	NO	1.000	NO	bb
6	6	180205M1_7	Standard	10.000	3.19	10547.192	3275.206	16.102	10.7	6.6	NO	1.000	NO	bb
7	7	180205M1_8	Standard	50.000	3.19	54299.922	3579.075	75.857	50.2	0.4	NO	1.000	NO	bb
8	8	180205M1_9	Standard	100.000	3.19	107803.969	3564.416	151.222	99.8	-0.2	NO	1.000	NO	bb
9	9	180205M1_10	Standard	250.000	3.19	251631.203	3309.701	380.142	248.4	-0.7	NO	1.000	NO	bb
10	10	180205M1_11	Standard	500.000	3.19	462963.188	2969.390	779.559	500.8	0.2	NO	1.000	NO	bb

Compound name: PFPeS
Correlation coefficient: r = 0.997169, r^2 = 0.994345
Calibration curve: 1.94685 * x + 0.126058
Response type: Internal Std (Ref 36), Area * (IS Conc. / IS Area)
Curve type: Linear, Origin: Exclude, Weighting: 1/x, Axis trans: None

	#	Name	Type	Std. Conc	RT	Area	IS Area	Response	Conc.	%Dev	Conc. Flag	CoD	CoD Flag	x=excluded
1	1	180205M1_2	Standard	0.250	3.39	72.871	1489.336	0.612	0.2	-0.2	NO	0.994	NO	bb
2	2	180205M1_3	Standard	0.500	3.39	117.405	1446.984	1.014	0.5	-8.8	NO	0.994	NO	bb
3	3	180205M1_4	Standard	1.000	3.39	243.409	1439.827	2.113	1.0	2.1	NO	0.994	NO	bb
4	4	180205M1_5	Standard	2.000	3.39	453.324	1296.600	4.370	2.2	9.0	NO	0.994	NO	bb
5	5	180205M1_6	Standard	5.000	3.39	1119.943	1378.333	10.157	5.2	3.0	NO	0.994	NO	bb

Dataset: F:\Projects\PFAS.PRO\Results\180205M1\180205M1-CRV.qld

Last Altered: Tuesday, February 06, 2018 09:06:52 Pacific Standard Time
Printed: Tuesday, February 06, 2018 09:08:40 Pacific Standard Time

Compound name: PFPeS

	#	Name	Type	Std. Conc	RT	Area	IS Area	Response	Conc.	%Dev	Conc. Flag	CoD	CoD Flag	x=excluded
6	6	180205M1_7	Standard	10.000	3.39	2050.092	1425.968	17.971	9.2	-8.3	NO	0.994	NO	bb
7	7	180205M1_8	Standard	50.000	3.39	10572.978	1371.053	96.395	49.4	-1.1	NO	0.994	NO	bb
8	8	180205M1_9	Standard	100.000	3.39	20931.686	1375.398	190.233	97.6	-2.4	NO	0.994	NO	bb
9	9	180205M1_10	Standard	250.000	3.39	55121.891	1263.901	545.156	280.0	12.0	NO	0.994	NO	bb
10	10	180205M1_11	Standard	500.000	3.39	88166.844	1195.437	921.910	473.5	-5.3	NO	0.994	NO	bb

Compound name: PFHpA
Correlation coefficient: r = 0.999256, r^2 = 0.998512
Calibration curve: 1.23316 * x + 0.0812379
Response type: Internal Std (Ref 38), Area * (IS Conc. / IS Area)
Curve type: Linear, Origin: Exclude, Weighting: 1/x, Axis trans: None

	#	Name	Type	Std. Conc	RT	Area	IS Area	Response	Conc.	%Dev	Conc. Flag	CoD	CoD Flag	x=excluded
1	1	180205M1_2	Standard	0.250	3.81	281.934	9704.343	0.363	0.2	-8.6	NO	0.999	NO	bb
2	2	180205M1_3	Standard	0.500	3.82	488.995	9665.984	0.632	0.4	-10.6	NO	0.999	NO	bb
3	3	180205M1_4	Standard	1.000	3.81	954.241	8594.520	1.388	1.1	6.0	NO	0.999	NO	bb
4	4	180205M1_5	Standard	2.000	3.81	1738.925	8220.954	2.644	2.1	3.9	NO	0.999	NO	bb
5	5	180205M1_6	Standard	5.000	3.81	4862.620	9114.931	6.668	5.3	6.8	NO	0.999	NO	bb
6	6	180205M1_7	Standard	10.000	3.81	9254.104	8652.864	13.369	10.8	7.8	NO	0.999	NO	bb
7	7	180205M1_8	Standard	50.000	3.81	42573.172	8671.175	61.372	49.7	-0.6	NO	0.999	NO	bb
8	8	180205M1_9	Standard	100.000	3.81	85592.133	8866.871	120.663	97.8	-2.2	NO	0.999	NO	bb
9	9	180205M1_10	Standard	250.000	3.81	188298.016	8074.834	291.489	236.3	-5.5	NO	0.999	NO	bb
10	10	180205M1_11	Standard	500.000	3.81	382432.219	7525.935	635.191	515.0	3.0	NO	0.999	NO	bb

Dataset: F:\Projects\PFAS.PRO\Results\180205M1\180205M1-CRV.qld

Last Altered: Tuesday, February 06, 2018 09:06:52 Pacific Standard Time
Printed: Tuesday, February 06, 2018 09:08:40 Pacific Standard Time

Compound name: L-PFHxS
Coefficient of Determination: R^2 = 0.999287
Calibration curve: 8.67729e-005 * x^2 + 1.83166 * x + 0.0909919
Response type: Internal Std (Ref 39), Area * (IS Conc. / IS Area)
Curve type: 2nd Order, Origin: Exclude, Weighting: 1/x, Axis trans: None

	#	Name	Type	Std. Conc	RT	Area	IS Area	Response	Conc.	%Dev	Conc. Flag	CoD	CoD Flag	x=excluded
1	1	180205M1_2	Standard	0.250	3.96	52.914	987.703	0.670	0.3	26.4	NO	0.999	NO	MM
2	2	180205M1_3	Standard	0.500	3.96	78.188	1156.700	0.845	0.4	-17.7	NO	0.999	NO	MM
3	3	180205M1_4	Standard	1.000	3.95	153.819	1090.291	1.764	0.9	-8.7	NO	0.999	NO	MM
4	4	180205M1_5	Standard	2.000	3.96	307.380	1008.243	3.811	2.0	1.5	NO	0.999	NO	MM
5	5	180205M1_6	Standard	5.000	3.96	714.558	958.556	9.318	5.0	0.7	NO	0.999	NO	MM
6	6	180205M1_7	Standard	10.000	3.96	1543.627	1005.380	19.192	10.4	4.2	NO	0.999	NO	MM
7	7	180205M1_8	Standard	50.000	3.96	6981.629	1034.881	84.329	45.9	-8.2	NO	0.999	NO	MM
8	8	180205M1_9	Standard	100.000	3.96	14477.990	989.567	182.883	99.3	-0.7	NO	0.999	NO	MM
9	9	180205M1_10	Standard	250.000	3.96	38787.605	1015.036	477.663	257.6	3.0	NO	0.999	NO	MM
10	10	180205M1_11	Standard	500.000	3.96	62024.570	832.334	931.486	496.8	-0.6	NO	0.999	NO	MM

Compound name: 6:2 FTS
Coefficient of Determination: R^2 = 0.999028
Calibration curve: -0.000183352 * x^2 + 0.260815 * x + -0.00597784
Response type: Internal Std (Ref 41), Area * (IS Conc. / IS Area)
Curve type: 2nd Order, Origin: Include, Weighting: 1/x, Axis trans: None

	#	Name	Type	Std. Conc	RT	Area	IS Area	Response	Conc.	%Dev	Conc. Flag	CoD	CoD Flag	x=excluded
1	1	180205M1_2	Standard	0.250	4.28	76.600	14371.031	0.067	0.3	11.4	NO	0.999	NO	bb
2	2	180205M1_3	Standard	0.500	4.27	145.427	12959.139	0.140	0.6	12.2	NO	0.999	NO	bb
3	3	180205M1_4	Standard	1.000	4.28	237.033	12753.312	0.232	0.9	-8.6	NO	0.999	NO	bb
4	4	180205M1_5	Standard	2.000	4.28	518.545	12828.711	0.505	2.0	-1.9	NO	0.999	NO	bb
5	5	180205M1_6	Standard	5.000	4.28	895.364	11953.538	0.936	3.6	-27.6	NO	0.999	NO	bb
6	6	180205M1_7	Standard	10.000	4.28	2504.103	11925.250	2.625	10.2	1.6	NO	0.999	NO	bb
7	7	180205M1_8	Standard	50.000	4.28	12909.655	12257.613	13.165	52.4	4.9	NO	0.999	NO	bb
8	8	180205M1_9	Standard	100.000	4.28	25069.158	13066.736	23.982	98.8	-1.2	NO	0.999	NO	bb
9	9	180205M1_10	Standard	250.000	4.28	53069.754	12344.222	53.739	250.0	0.0	NO	0.999	NO	bb
10	10	180205M1_11	Standard	500.000	4.28	76844.367	11359.581	84.559	499.9	-0.0	NO	0.999	NO	bb

Dataset: F:\Projects\PFAS.PRO\Results\180205M1\180205M1-CRV.qld

Last Altered: Tuesday, February 06, 2018 09:06:52 Pacific Standard Time
Printed: Tuesday, February 06, 2018 09:08:40 Pacific Standard Time

Compound name: L-PFOA
Coefficient of Determination: R^2 = 0.994873
Calibration curve: -0.000138522 * x^2 + 0.942967 * x + 0.133643
Response type: Internal Std (Ref 41), Area * (IS Conc. / IS Area)
Curve type: 2nd Order, Origin: Exclude, Weighting: 1/x, Axis trans: None

	#	Name	Type	Std. Conc	RT	Area	IS Area	Response	Conc.	%Dev	Conc. Flag	CoD	CoD Flag	x=excluded
1	1	180205M1_2	Standard	0.250	4.33	397.929	14371.031	0.346	0.2	-9.9	NO	0.995	NO	bb
2	2	180205M1_3	Standard	0.500	4.33	595.393	12959.139	0.574	0.5	-6.5	NO	0.995	NO	bb
3	3	180205M1_4	Standard	1.000	4.33	1085.234	12753.312	1.064	1.0	-1.4	NO	0.995	NO	bb
4	4	180205M1_5	Standard	2.000	4.33	2056.617	12828.711	2.004	2.0	-0.8	NO	0.995	NO	bb
5	5	180205M1_6	Standard	5.000	4.33	5293.996	11953.538	5.536	5.7	14.7	NO	0.995	NO	bb
6	6	180205M1_7	Standard	10.000	4.33	10151.471	11925.250	10.641	11.2	11.6	NO	0.995	NO	bb
7	7	180205M1_8	Standard	50.000	4.33	46435.820	12257.613	47.354	50.5	0.9	NO	0.995	NO	bb
8	8	180205M1_9	Standard	100.000	4.33	82386.273	13066.736	78.813	84.5	-15.5	NO	0.995	NO	bb
9	9	180205M1_10	Standard	250.000	4.33	242828.266	12344.222	245.893	271.4	8.6	NO	0.995	NO	bb
10	10	180205M1_11	Standard	500.000	4.33	391155.906	11359.581	430.425	491.9	-1.6	NO	0.995	NO	bb

Compound name: PFHpS
Coefficient of Determination: R^2 = 0.998876
Calibration curve: -0.00320317 * x^2 + 1.18129 * x + -0.0785414
Response type: Internal Std (Ref 44), Area * (IS Conc. / IS Area)
Curve type: 2nd Order, Origin: Include, Weighting: 1/x, Axis trans: None

	#	Name	Type	Std. Conc	RT	Area	IS Area	Response	Conc.	%Dev	Conc. Flag	CoD	CoD Flag	x=excluded
1	1	180205M1_2	Standard	0.250	4.44	38.241	3338.892	0.143	0.2	-24.9	NO	0.999	NO	MM
2	2	180205M1_3	Standard	0.500	4.44	123.096	3430.266	0.449	0.4	-10.6	NO	0.999	NO	bb
3	3	180205M1_4	Standard	1.000	4.44	272.994	3144.039	1.085	1.0	-1.2	NO	0.999	NO	bb
4	4	180205M1_5	Standard	2.000	4.43	523.749	2693.524	2.431	2.1	6.8	NO	0.999	NO	bb
5	5	180205M1_6	Standard	5.000	4.44	1345.688	2976.156	5.652	4.9	-1.7	NO	0.999	NO	bb
6	6	180205M1_7	Standard	10.000	4.44	2624.799	2690.889	12.193	10.7	7.0	NO	0.999	NO	bb
7	7	180205M1_8	Standard	50.000	4.44	10141.354	2548.329	49.745	48.6	-2.8	NO	0.999	NO	bb
8	8	180205M1_9	Standard	100.000	4.44	22917.609	3309.513	86.560	101.0	1.0	NO	0.999	NO	bb
9	9	180205M1_10	Standard	250.000	4.44	60645.820	2663.184	284.649			NO	0.999	NO	bbXI
10	10	180205M1_11	Standard	500.000	4.44	98782.766	2762.147	447.038			NO	0.999	NO	bbXI

Vista Analytical Laboratory

Dataset: F:\Projects\PFAS.PRO\Results\180205M1\180205M1-CRV.qld

Last Altered: Tuesday, February 06, 2018 09:06:52 Pacific Standard Time
Printed: Tuesday, February 06, 2018 09:08:40 Pacific Standard Time

Compound name: PFNA
Coefficient of Determination: R^2 = 0.999682
Calibration curve: -0.000346423 * x^2 + 1.22978 * x + 0.0495249
Response type: Internal Std (Ref 42), Area * (IS Conc. / IS Area)
Curve type: 2nd Order, Origin: Exclude, Weighting: 1/x, Axis trans: None

	#	Name	Type	Std. Conc	RT	Area	IS Area	Response	Conc.	%Dev	Conc. Flag	CoD	CoD Flag	x=excluded
1	1	180205M1_2	Standard	0.250	4.76	326.044	11386.309	0.358	0.3	0.3	NO	1.000	NO	bb
2	2	180205M1_3	Standard	0.500	4.76	627.233	12361.640	0.634	0.5	-4.9	NO	1.000	NO	bb
3	3	180205M1_4	Standard	1.000	4.76	897.467	9874.763	1.136	0.9	-11.6	NO	1.000	NO	bb
4	4	180205M1_5	Standard	2.000	4.76	2591.137	10621.063	3.050	2.4	22.1	NO	1.000	NO	bb
5	5	180205M1_6	Standard	5.000	4.76	4862.226	10309.997	5.895	4.8	-4.8	NO	1.000	NO	bb
6	6	180205M1_7	Standard	10.000	4.77	11525.115	11520.252	12.505	10.2	1.6	NO	1.000	NO	bb
7	7	180205M1_8	Standard	50.000	4.76	43986.102	9323.253	58.974	48.6	-2.8	NO	1.000	NO	bb
8	8	180205M1_9	Standard	100.000	4.76	101966.977	10774.762	118.294	98.9	-1.1	NO	1.000	NO	bb
9	9	180205M1_10	Standard	250.000	4.76	279077.438	12012.619	290.400	254.3	1.7	NO	1.000	NO	bb
10	10	180205M1_11	Standard	500.000	4.76	413078.500	9807.670	526.474	497.9	-0.4	NO	1.000	NO	bb

Compound name: PFOSA
Correlation coefficient: r = 0.996260, r^2 = 0.992534
Calibration curve: 1.06297 * x + -0.0116064
Response type: Internal Std (Ref 43), Area * (IS Conc. / IS Area)
Curve type: Linear, Origin: Exclude, Weighting: 1/x, Axis trans: None

	#	Name	Type	Std. Conc	RT	Area	IS Area	Response	Conc.	%Dev	Conc. Flag	CoD	CoD Flag	x=excluded
1	1	180205M1_2	Standard	0.250	4.83	42.776	2998.812	0.178	0.2	-28.5	NO	0.993	NO	MM
2	2	180205M1_3	Standard	0.500	4.84	118.137	2668.477	0.553	0.5	6.3	NO	0.993	NO	bb
3	3	180205M1_4	Standard	1.000	4.83	248.709	3051.908	1.019	1.0	-3.1	NO	0.993	NO	bb
4	4	180205M1_5	Standard	2.000	4.82	453.946	2754.330	2.060	1.9	-2.5	NO	0.993	NO	bb
5	5	180205M1_6	Standard	5.000	4.82	1173.793	2891.491	5.074	4.8	-4.3	NO	0.993	NO	bb
6	6	180205M1_7	Standard	10.000	4.83	2452.319	2384.795	12.854	12.1	21.0	NO	0.993	NO	bb
7	7	180205M1_8	Standard	50.000	4.82	11730.946	2298.451	63.798	60.0	20.1	NO	0.993	NO	bb
8	8	180205M1_9	Standard	100.000	4.82	22485.494	2844.106	98.825	93.0	-7.0	NO	0.993	NO	bb
9	9	180205M1_10	Standard	250.000	4.82	52217.348	2504.160	260.653	245.2	-1.9	NO	0.993	NO	bb
10	10	180205M1_11	Standard	500.000	4.82	91415.367	2203.638	518.548	487.8	-2.4	NO	0.993	NO	bbX

Dataset: F:\Projects\PFAS.PRO\Results\180205M1\180205M1-CRV.qld

Last Altered: Tuesday, February 06, 2018 09:06:52 Pacific Standard Time
Printed: Tuesday, February 06, 2018 09:08:40 Pacific Standard Time

Compound name: L-PFOS
Coefficient of Determination: R^2 = 0.992041
Calibration curve: -0.000459849 * x^2 + 1.13076 * x + -0.0806935
Response type: Internal Std (Ref 44), Area * (IS Conc. / IS Area)
Curve type: 2nd Order, Origin: Exclude, Weighting: 1/x, Axis trans: None

	#	Name	Type	Std. Conc	RT	Area	IS Area	Response	Conc.	%Dev	Conc. Flag	CoD	CoD Flag	x=excluded
1	1	180205M1_2	Standard	0.250	4.84	56.526	3338.892	0.212	0.3	3.4	NO	0.992	NO	MM
2	2	180205M1_3	Standard	0.500	4.84	154.741	3430.266	0.564	0.6	14.0	NO	0.992	NO	MM
3	3	180205M1_4	Standard	1.000	4.84	243.113	3144.039	0.967	0.9	-7.3	NO	0.992	NO	MM
4	4	180205M1_5	Standard	2.000	4.84	489.550	2693.524	2.272	2.1	4.1	NO	0.992	NO	MM
5	5	180205M1_6	Standard	5.000	4.84	1307.860	2976.156	5.493	4.9	-1.2	NO	0.992	NO	MM
6	6	180205M1_7	Standard	10.000	4.84	2306.796	2690.889	10.716	9.6	-4.1	NO	0.992	NO	MM
7	7	180205M1_8	Standard	50.000	4.84	10948.096	2548.329	53.702	48.5	-3.0	NO	0.992	NO	MM
8	8	180205M1_9	Standard	100.000	4.84	24292.385	3309.513	91.752	84.1	-15.9	NO	0.992	NO	MM
9	9	180205M1_10	Standard	250.000	4.84	60558.227	2663.184	284.238	284.3	13.7	NO	0.992	NO	MM
10	10	180205M1_11	Standard	500.000	4.84	96929.016	2762.147	438.649	482.8	-3.4	NO	0.992	NO	MM

Compound name: PFDA
Coefficient of Determination: R^2 = 0.997055
Calibration curve: -0.000427494 * x^2 + 1.25663 * x + -0.168259
Response type: Internal Std (Ref 45), Area * (IS Conc. / IS Area)
Curve type: 2nd Order, Origin: Exclude, Weighting: 1/x, Axis trans: None

	#	Name	Type	Std. Conc	RT	Area	IS Area	Response	Conc.	%Dev	Conc. Flag	CoD	CoD Flag	x=excluded
1	1	180205M1_2	Standard	0.250	5.14	379.653	12269.099	0.387	0.4	76.7	YES	0.997	NO	bbX
2	2	180205M1_3	Standard	0.500	5.13	481.648	10364.091	0.581	0.6	19.3	NO	0.997	NO	bb
3	3	180205M1_4	Standard	1.000	5.13	1081.577	10718.264	1.261	1.1	13.8	NO	0.997	NO	bb
4	4	180205M1_5	Standard	2.000	5.13	1656.883	10135.015	2.044	1.8	-11.9	NO	0.997	NO	bb
5	5	180205M1_6	Standard	5.000	5.13	3814.475	10742.281	4.439	3.7	-26.6	NO	0.997	NO	bb
6	6	180205M1_7	Standard	10.000	5.14	10452.378	10607.220	12.318	10.0	-0.3	NO	0.997	NO	bb
7	7	180205M1_8	Standard	50.000	5.13	44272.516	8189.372	67.576	54.9	9.9	NO	0.997	NO	bb
8	8	180205M1_9	Standard	100.000	5.14	94081.914	10135.432	116.031	95.6	-4.4	NO	0.997	NO	bb
9	9	180205M1_10	Standard	250.000	5.13	223254.516	9683.636	288.185	250.9	0.4	NO	0.997	NO	bb
10	10	180205M1_11	Standard	500.000	5.13	466431.188	9066.951	643.038	660.1	32.0	YES	0.997	NO	bbX

Dataset: F:\Projects\PFAS.PRO\Results\180205M1\180205M1-CRV.qld

Last Altered: Tuesday, February 06, 2018 09:06:52 Pacific Standard Time
Printed: Tuesday, February 06, 2018 09:08:40 Pacific Standard Time

Compound name: 8:2 FTS
Coefficient of Determination: R^2 = 0.999052
Calibration curve: -8.73283e-005 * x^2 + 0.230675 * x + 0.00690415
Response type: Internal Std (Ref 41), Area * (IS Conc. / IS Area)
Curve type: 2nd Order, Origin: Include, Weighting: 1/x, Axis trans: None

	#	Name	Type	Std. Conc	RT	Area	IS Area	Response	Conc.	%Dev	Conc. Flag	CoD	CoD Flag	x=excluded
1	1	180205M1_2	Standard	0.250	5.12	39.568	14371.031	0.034	0.1	-52.3	YES	0.999	NO	MMX
2	2	180205M1_3	Standard	0.500	5.11	133.219	12959.139	0.128	0.5	5.4	NO	0.999	NO	bb
3	3	180205M1_4	Standard	1.000	5.11	189.904	12753.312	0.186	0.8	-22.3	NO	0.999	NO	bb
4	4	180205M1_5	Standard	2.000	5.10	528.241	12828.711	0.515	2.2	10.2	NO	0.999	NO	bb
5	5	180205M1_6	Standard	5.000	5.11	1265.602	11953.538	1.323	5.7	14.4	NO	0.999	NO	bb
6	6	180205M1_7	Standard	10.000	5.11	2226.592	11925.250	2.334	10.1	1.3	NO	0.999	NO	bb
7	7	180205M1_8	Standard	50.000	5.11	11120.788	12257.613	11.341	50.1	0.2	NO	0.999	NO	bb
8	8	180205M1_9	Standard	100.000	5.11	21931.273	13066.736	20.980	94.3	-5.7	NO	0.999	NO	bb
9	9	180205M1_10	Standard	250.000	5.11	53080.789	12344.222	53.751	258.2	3.3	NO	0.999	NO	bb
10	10	180205M1_11	Standard	500.000	5.11	84502.281	11359.581	92.986	496.3	-0.7	NO	0.999	NO	bb

Compound name: PFNS
Coefficient of Determination: R^2 = 0.992981
Calibration curve: -0.000121998 * x^2 + 0.854418 * x + -0.00270057
Response type: Internal Std (Ref 44), Area * (IS Conc. / IS Area)
Curve type: 2nd Order, Origin: Exclude, Weighting: 1/x, Axis trans: None

	#	Name	Type	Std. Conc	RT	Area	IS Area	Response	Conc.	%Dev	Conc. Flag	CoD	CoD Flag	x=excluded
1	1	180205M1_2	Standard	0.250	5.20	62.129	3338.892	0.233	0.3	10.2	NO	0.993	NO	MM
2	2	180205M1_3	Standard	0.500	5.20	130.853	3430.266	0.477	0.6	12.3	NO	0.993	NO	bb
3	3	180205M1_4	Standard	1.000	5.19	150.527	3144.039	0.598	0.7	-29.6	NO	0.993	NO	MM
4	4	180205M1_5	Standard	2.000	5.20	352.632	2693.524	1.636	1.9	-4.0	NO	0.993	NO	MM
5	5	180205M1_6	Standard	5.000	5.20	1022.309	2976.156	4.294	5.0	0.6	NO	0.993	NO	MM
6	6	180205M1_7	Standard	10.000	5.20	2001.046	2690.889	9.295	10.9	9.0	NO	0.993	NO	MM
7	7	180205M1_8	Standard	50.000	5.19	9976.960	2548.329	48.939	57.8	15.5	NO	0.993	NO	bb
8	8	180205M1_9	Standard	100.000	5.19	18070.344	3309.513	68.252	80.8	-19.2	NO	0.993	NO	bb
9	9	180205M1_10	Standard	250.000	5.19	46598.965	2663.184	218.718	266.1	6.4	NO	0.993	NO	MM
10	10	180205M1_11	Standard	500.000	5.19	86811.477	2762.147	392.862	494.8	-1.0	NO	0.993	NO	MM

Dataset: F:\Projects\PFAS.PRO\Results\180205M1\180205M1-CRV.qld

Last Altered: Tuesday, February 06, 2018 09:06:52 Pacific Standard Time
Printed: Tuesday, February 06, 2018 09:08:40 Pacific Standard Time

Compound name: N-MeFOSAA
Coefficient of Determination: R^2 = 0.998764
Calibration curve: 3.01342e-005 * x^2 + 1.35675 * x + -0.0851455
Response type: Internal Std (Ref 47), Area * (IS Conc. / IS Area)
Curve type: 2nd Order, Origin: Include, Weighting: 1/x, Axis trans: None

	#	Name	Type	Std. Conc	RT	Area	IS Area	Response	Conc.	%Dev	Conc. Flag	CoD	CoD Flag	x=excluded
1	1	180205M1_2	Standard	0.250	5.29	97.849	5680.184	0.215	0.2	-11.4	NO	0.999	NO	bb
2	2	180205M1_3	Standard	0.500	5.29	172.823	4759.048	0.454	0.4	-20.5	NO	0.999	NO	bb
3	3	180205M1_4	Standard	1.000	5.28	541.947	5587.407	1.212	1.0	-4.4	NO	0.999	NO	bb
4	4	180205M1_5	Standard	2.000	5.28	874.848	4581.280	2.387	1.8	-8.9	NO	0.999	NO	bb
5	5	180205M1_6	Standard	5.000	5.28	2973.251	5203.623	7.142	5.3	6.5	NO	0.999	NO	bb
6	6	180205M1_7	Standard	10.000	5.29	5842.657	5076.342	14.387	10.7	6.6	NO	0.999	NO	bb
7	7	180205M1_8	Standard	50.000	5.28	31831.545	5354.088	74.316	54.8	9.5	NO	0.999	NO	bb
8	8	180205M1_9	Standard	100.000	5.28	60681.777	5533.306	137.083	100.9	0.9	NO	0.999	NO	bb
9	9	180205M1_10	Standard	250.000	5.29	127022.773	4874.869	325.708	238.9	-4.5	NO	0.999	NO	bb
10	10	180205M1_11	Standard	500.000	5.28	226994.750	4097.078	692.551	504.9	1.0	NO	0.999	NO	bb

Compound name: N-EtFOSAA
Coefficient of Determination: R^2 = 0.997258
Calibration curve: -0.000114587 * x^2 + 1.07426 * x + -0.0705606
Response type: Internal Std (Ref 48), Area * (IS Conc. / IS Area)
Curve type: 2nd Order, Origin: Include, Weighting: 1/x, Axis trans: None

	#	Name	Type	Std. Conc	RT	Area	IS Area	Response	Conc.	%Dev	Conc. Flag	CoD	CoD Flag	x=excluded
1	1	180205M1_2	Standard	0.250	5.45	61.043	5188.511	0.147	0.2	-19.0	NO	0.997	NO	bb
2	2	180205M1_3	Standard	0.500	5.44	200.661	6589.299	0.381	0.4	-16.0	NO	0.997	NO	bb
3	3	180205M1_4	Standard	1.000	5.44	537.804	6153.969	1.092	1.1	8.3	NO	0.997	NO	bb
4	4	180205M1_5	Standard	2.000	5.44	919.643	4993.854	2.302	2.2	10.5	NO	0.997	NO	bb
5	5	180205M1_6	Standard	5.000	5.44	2404.421	5892.494	5.101	4.8	-3.7	NO	0.997	NO	bb
6	6	180205M1_7	Standard	10.000	5.45	5057.885	5905.468	10.706	10.0	0.4	NO	0.997	NO	bb
7	7	180205M1_8	Standard	50.000	5.44	23001.533	5570.528	51.614	48.4	-3.3	NO	0.997	NO	bb
8	8	180205M1_9	Standard	100.000	5.44	47325.715	6143.439	96.293	90.6	-9.4	NO	0.997	NO	bb
9	9	180205M1_10	Standard	250.000	5.44	111557.477	4975.161	280.286	268.7	7.5	NO	0.997	NO	bb
10	10	180205M1_11	Standard	500.000	5.44	175530.266	4378.664	501.095	492.4	-1.5	NO	0.997	NO	bb

Dataset: F:\Projects\PFAS.PRO\Results\180205M1\180205M1-CRV.qld

Last Altered: Tuesday, February 06, 2018 09:06:52 Pacific Standard Time
Printed: Tuesday, February 06, 2018 09:08:40 Pacific Standard Time

Compound name: PFUdA
Coefficient of Determination: R^2 = 0.997616
Calibration curve: -0.000154723 * x^2 + 1.02793 * x + 0.136525
Response type: Internal Std (Ref 49), Area * (IS Conc. / IS Area)
Curve type: 2nd Order, Origin: Exclude, Weighting: 1/x, Axis trans: None

	#	Name	Type	Std. Conc	RT	Area	IS Area	Response	Conc.	%Dev	Conc. Flag	CoD	CoD Flag	x=excluded
1	1	180205M1_2	Standard	0.250	5.46	389.414	13346.800	0.365	0.2	-11.2	NO	0.998	NO	bb
2	2	180205M1_3	Standard	0.500	5.46	608.084	15079.640	0.504	0.4	-28.5	NO	0.998	NO	bb
3	3	180205M1_4	Standard	1.000	5.45	1002.065	8809.350	1.422	1.3	25.1	NO	0.998	NO	bb
4	4	180205M1_5	Standard	2.000	5.46	1882.333	10741.879	2.190	2.0	-0.1	NO	0.998	NO	bb
5	5	180205M1_6	Standard	5.000	5.46	4964.170	11360.022	5.462	5.2	3.7	NO	0.998	NO	bb
6	6	180205M1_7	Standard	10.000	5.46	11090.942	12255.931	11.312	10.9	8.9	NO	0.998	NO	bb
7	7	180205M1_8	Standard	50.000	5.46	44051.438	10991.827	50.096	49.0	-2.1	NO	0.998	NO	bb
8	8	180205M1_9	Standard	100.000	5.45	83940.461	9490.228	110.562	109.2	9.2	NO	0.998	NO	bb
9	9	180205M1_10	Standard	250.000	5.46	202882.109	10915.595	232.331	234.1	-6.3	NO	0.998	NO	bb
10	10	180205M1_11	Standard	500.000	5.45	390795.094	10150.924	481.231	506.7	1.3	NO	0.998	NO	bb

Compound name: PFDS
Coefficient of Determination: R^2 = 0.995765
Calibration curve: 0.000356429 * x^2 + 0.467357 * x + -0.0218895
Response type: Internal Std (Ref 50), Area * (IS Conc. / IS Area)
Curve type: 2nd Order, Origin: Include, Weighting: 1/x, Axis trans: None

	#	Name	Type	Std. Conc	RT	Area	IS Area	Response	Conc.	%Dev	Conc. Flag	CoD	CoD Flag	x=excluded
1	1	180205M1_2	Standard	0.250	5.51	77.424	8210.017	0.118	0.3	19.6	NO	0.996	NO	bb
2	2	180205M1_3	Standard	0.500	5.51	122.722	6068.220	0.253	0.6	17.5	NO	0.996	NO	bb
3	3	180205M1_4	Standard	1.000	5.51	185.541	6999.638	0.331	0.8	-24.5	NO	0.996	NO	bb
4	4	180205M1_5	Standard	2.000	5.50	488.926	8286.914	0.737	1.6	-18.9	NO	0.996	NO	bb
5	5	180205M1_6	Standard	5.000	5.50	1357.079	7532.835	2.252	4.8	-3.1	NO	0.996	NO	bb
6	6	180205M1_7	Standard	10.000	5.51	2504.832	7913.522	3.957	8.5	-15.4	NO	0.996	NO	bb
7	7	180205M1_8	Standard	50.000	5.50	13426.270	6421.619	26.135	53.8	7.5	NO	0.996	NO	bb
8	8	180205M1_9	Standard	100.000	5.50	25593.012	6474.625	49.410	98.4	-1.6	NO	0.996	NO	bb
9	9	180205M1_10	Standard	250.000	5.50	69265.063	6571.548	131.752	238.6	-4.6	NO	0.996	NO	bbX
10	10	180205M1_11	Standard	500.000	5.50	94030.266	6474.451	181.541	313.5	-37.3	YES	0.996	NO	bbX

Dataset: F:\Projects\PFAS.PRO\Results\180205M1\180205M1-CRV.qld

Last Altered: Tuesday, February 06, 2018 09:06:52 Pacific Standard Time
Printed: Tuesday, February 06, 2018 09:08:40 Pacific Standard Time

Compound name: PFDoA
Coefficient of Determination: R^2 = 0.999150
Calibration curve: 0.00496201 * x^2 + 1.4128 * x + 0.639401
Response type: Internal Std (Ref 50), Area * (IS Conc. / IS Area)
Curve type: 2nd Order, Origin: Exclude, Weighting: 1/x, Axis trans: None

	#	Name	Type	Std. Conc	RT	Area	IS Area	Response	Conc.	%Dev	Conc. Flag	CoD	CoD Flag	x=excluded
1	1	180205M1_2	Standard	0.250	5.74	405.903	8210.017	0.618			NO	0.999	NO	bbXl
2	2	180205M1_3	Standard	0.500	5.74	673.229	6068.220	1.387	0.5	5.6	NO	0.999	NO	bb
3	3	180205M1_4	Standard	1.000	5.74	1059.350	6999.638	1.892	0.9	-11.6	NO	0.999	NO	bb
4	4	180205M1_5	Standard	2.000	5.74	2129.994	8286.914	3.213	1.8	-9.5	NO	0.999	NO	bb
5	5	180205M1_6	Standard	5.000	5.74	5213.129	7532.835	8.651	5.6	11.2	NO	0.999	NO	bb
6	6	180205M1_7	Standard	10.000	5.74	10272.429	7913.522	16.226	10.6	6.4	NO	0.999	NO	bb
7	7	180205M1_8	Standard	50.000	5.74	41699.133	6421.619	81.169	48.7	-2.6	NO	0.999	NO	bb
8	8	180205M1_9	Standard	100.000	5.74	99795.602	6474.625	192.667	100.5	0.5	NO	0.999	NO	bb
9	9	180205M1_10	Standard	250.000	5.74	261571.313	6571.548	497.545	204.6	-18.1	NO	0.999	NO	bbX
10	10	180205M1_11	Standard	500.000	5.74	428506.656	6474.451	827.303	289.9	-42.0	YES	0.999	NO	bbX

Compound name: N-MeFOSA
Correlation coefficient: r = 0.997434, r^2 = 0.994875
Calibration curve: 0.904352 * x + 0.313322
Response type: Internal Std (Ref 51), Area * (IS Conc. / IS Area)
Curve type: Linear, Origin: Include, Weighting: 1/x, Axis trans: None

	#	Name	Type	Std. Conc	RT	Area	IS Area	Response	Conc.	%Dev	Conc. Flag	CoD	CoD Flag	x=excluded
1	1	180205M1_2	Standard	1.250	5.84	133.308	16925.346	1.181	1.0	-23.2	NO	0.995	NO	bb
2	2	180205M1_3	Standard	2.500	5.84	248.309	17038.336	2.186	2.1	-17.2	NO	0.995	NO	bb
3	3	180205M1_4	Standard	5.000	5.84	563.493	16428.209	5.145	5.3	6.9	NO	0.995	NO	bb
4	4	180205M1_5	Standard	10.000	5.83	1094.212	15710.326	10.447	11.2	12.1	NO	0.995	NO	bb
5	5	180205M1_6	Standard	25.000	5.84	2832.833	15942.768	26.653	29.1	16.5	NO	0.995	NO	bb
6	6	180205M1_7	Standard	50.000	5.84	5631.762	16495.656	51.211	56.3	12.6	NO	0.995	NO	bb
7	7	180205M1_8	Standard	250.000	5.83	27237.893	16096.688	253.821	280.3	12.1	NO	0.995	NO	bb
8	8	180205M1_9	Standard	500.000	5.84	52551.516	16082.778	490.135	541.6	8.3	NO	0.995	NO	bb
9	9	180205M1_10	Standard	1250.000	5.84	128371.391	16069.375	1198.286	1324.7	6.0	NO	0.995	NO	bb
10	10	180205M1_11	Standard	2500.000	5.84	215195.500	15237.344	2118.435	2342.1	-6.3	NO	0.995	NO	bb

Dataset: F:\Projects\PFAS.PRO\Results\180205M1\180205M1-CRV.qld

Last Altered: Tuesday, February 06, 2018 09:06:52 Pacific Standard Time
Printed: Tuesday, February 06, 2018 09:08:40 Pacific Standard Time

Compound name: PFTrDA
Coefficient of Determination: R^2 = 0.993888
Calibration curve: -0.00731597 * x^2 + 3.97537 * x + 0.0730998
Response type: Internal Std (Ref 52), Area * (IS Conc. / IS Area)
Curve type: 2nd Order, Origin: Exclude, Weighting: 1/x, Axis trans: None

	#	Name	Type	Std. Conc	RT	Area	IS Area	Response	Conc.	%Dev	Conc. Flag	CoD	CoD Flag	x=excluded
1	1	180205M1_2	Standard	0.250	5.98	331.797	4771.891	0.869	0.2	-19.9	NO	0.994	NO	bb
2	2	180205M1_3	Standard	0.500	5.98	640.147	4105.897	1.949	0.5	-5.5	NO	0.994	NO	bb
3	3	180205M1_4	Standard	1.000	5.98	1061.577	3328.105	3.987	1.0	-1.4	NO	0.994	NO	bb
4	4	180205M1_5	Standard	2.000	5.98	2267.542	3159.379	8.971	2.2	12.4	NO	0.994	NO	bb
5	5	180205M1_6	Standard	5.000	5.98	6128.515	3818.064	20.064	5.1	1.5	NO	0.994	NO	bb
6	6	180205M1_7	Standard	10.000	5.99	13552.588	3633.151	46.628	12.0	19.7	NO	0.994	NO	bb
7	7	180205M1_8	Standard	50.000	5.98	50360.754	3809.837	165.233	45.3	-9.3	NO	0.994	NO	bb
8	8	180205M1_9	Standard	100.000	5.98	96444.430	3638.601	331.324	102.8	2.8	NO	0.994	NO	bb
9	9	180205M1_10	Standard	250.000	5.98	247758.734	4154.956	745.371			NO	0.994	NO	bbXI
10	10	180205M1_11	Standard	500.000	5.98	407350.531	4154.664	1225.582			NO	0.994	NO	bbXI

Compound name: PFTeDA
Coefficient of Determination: R^2 = 0.995043
Calibration curve: -0.001626 * x^2 + 2.20804 * x + -0.00552365
Response type: Internal Std (Ref 52), Area * (IS Conc. / IS Area)
Curve type: 2nd Order, Origin: Exclude, Weighting: 1/x, Axis trans: None

	#	Name	Type	Std. Conc	RT	Area	IS Area	Response	Conc.	%Dev	Conc. Flag	CoD	CoD Flag	x=excluded
1	1	180205M1_2	Standard	0.250	6.20	160.461	4771.891	0.420	0.2	-22.8	NO	0.995	NO	bb
2	2	180205M1_3	Standard	0.500	6.20	340.435	4105.897	1.036	0.5	-5.6	NO	0.995	NO	bb
3	3	180205M1_4	Standard	1.000	6.19	604.075	3328.105	2.269	1.0	3.1	NO	0.995	NO	bb
4	4	180205M1_5	Standard	2.000	6.20	1418.106	3159.379	5.611	2.5	27.4	NO	0.995	NO	bb
5	5	180205M1_6	Standard	5.000	6.20	2720.549	3818.064	8.907	4.0	-19.0	NO	0.995	NO	bb
6	6	180205M1_7	Standard	10.000	6.20	7125.633	3633.151	24.516	11.2	12.0	NO	0.995	NO	bb
7	7	180205M1_8	Standard	50.000	6.19	33052.383	3809.837	108.444	51.0	2.1	NO	0.995	NO	bb
8	8	180205M1_9	Standard	100.000	6.20	65142.555	3638.601	223.790	110.3	10.3	NO	0.995	NO	bb
9	9	180205M1_10	Standard	250.000	6.20	137160.031	4154.956	412.640	223.8	-10.5	NO	0.995	NO	bb
10	10	180205M1_11	Standard	500.000	6.20	236745.219	4154.664	712.288	527.5	5.5	NO	0.995	NO	bb

Dataset: F:\Projects\PFAS.PRO\Results\180205M1\180205M1-CRV.qld

Last Altered: Tuesday, February 06, 2018 09:06:52 Pacific Standard Time
Printed: Tuesday, February 06, 2018 09:08:40 Pacific Standard Time

Compound name: N-EtFOSA
Coefficient of Determination: R^2 = 0.999525
Calibration curve: -4.20397e-005 * x^2 + 0.909049 * x + 0.0496773
Response type: Internal Std (Ref 53), Area * (IS Conc. / IS Area)
Curve type: 2nd Order, Origin: Exclude, Weighting: 1/x, Axis trans: None

	#	Name	Type	Std. Conc	RT	Area	IS Area	Response	Conc.	%Dev	Conc. Flag	CoD	CoD Flag	x=excluded
1	1	180205M1_2	Standard	1.250	6.22	193.103	26027.631	1.113	1.2	-6.4	NO	1.000	NO	bb
2	2	180205M1_3	Standard	2.500	6.21	433.200	25818.020	2.517	2.7	8.6	NO	1.000	NO	bb
3	3	180205M1_4	Standard	5.000	6.21	704.009	25200.258	4.190	4.6	-8.9	NO	1.000	NO	bb
4	4	180205M1_5	Standard	10.000	6.21	1593.073	24076.467	9.925	10.9	8.7	NO	1.000	NO	bb
5	5	180205M1_6	Standard	25.000	6.21	3801.835	24555.996	23.223	25.5	2.1	NO	1.000	NO	bb
6	6	180205M1_7	Standard	50.000	6.22	7619.952	25061.127	45.608	50.2	0.5	NO	1.000	NO	bd
7	7	180205M1_8	Standard	250.000	6.21	34266.098	24085.705	213.401	237.3	-5.1	NO	1.000	NO	bb
8	8	180205M1_9	Standard	500.000	6.21	69906.367	24006.668	436.793	491.6	-1.7	NO	1.000	NO	bb
9	9	180205M1_10	Standard	1250.000	6.22	160735.250	21913.373	1100.255	1286.9	2.9	NO	1.000	NO	bb
10	10	180205M1_11	Standard	2500.000	6.21	270773.938	20331.387	1997.704	2482.5	-0.7	NO	1.000	NO	bb

Compound name: PFHxDA
Coefficient of Determination: R^2 = 0.998701
Calibration curve: -0.000702362 * x^2 + 0.725251 * x + 0.092609
Response type: Internal Std (Ref 54), Area * (IS Conc. / IS Area)
Curve type: 2nd Order, Origin: Exclude, Weighting: 1/x, Axis trans: None

	#	Name	Type	Std. Conc	RT	Area	IS Area	Response	Conc.	%Dev	Conc. Flag	CoD	CoD Flag	x=excluded
1	1	180205M1_2	Standard	0.250	6.51	161.507	2897.898	0.279	0.3	2.6	NO	0.999	NO	bb
2	2	180205M1_3	Standard	0.500	6.51	197.982	2721.910	0.364	0.4	-25.2	NO	0.999	NO	bb
3	3	180205M1_4	Standard	1.000	6.51	434.967	2311.265	0.941	1.2	17.1	NO	0.999	NO	bb
4	4	180205M1_5	Standard	2.000	6.51	712.183	2571.405	1.385	1.8	-10.8	NO	0.999	NO	bb
5	5	180205M1_6	Standard	5.000	6.51	2104.636	2691.708	3.909	5.3	5.8	NO	0.999	NO	bb
6	6	180205M1_7	Standard	10.000	6.51	4021.323	2425.339	8.290	11.4	14.3	NO	0.999	NO	bb
7	7	180205M1_8	Standard	50.000	6.51	18173.928	2730.820	33.276	48.0	-4.0	NO	0.999	NO	bb
8	8	180205M1_9	Standard	100.000	6.51	35480.129	2704.692	65.590	100.0	-0.0	NO	0.999	NO	bb
9	9	180205M1_10	Standard	250.000	6.51	100469.781	3647.339	137.730	250.6	0.2	NO	0.999	NO	bb
10	10	180205M1_11	Standard	500.000	6.51	159786.438	3801.264	210.175			NO	0.999	NO	bbXl

Dataset: F:\Projects\PFAS.PRO\Results\180205M1\180205M1-CRV.qld

Last Altered: Tuesday, February 06, 2018 09:06:52 Pacific Standard Time
Printed: Tuesday, February 06, 2018 09:08:40 Pacific Standard Time

Compound name: PFODA
Coefficient of Determination: R^2 = 0.995886
Calibration curve: -0.0015927 * x^2 + 0.943535 * x + -0.0103925
Response type: Internal Std (Ref 54), Area * (IS Conc. / IS Area)
Curve type: 2nd Order, Origin: Include, Weighting: 1/x, Axis trans: None

	#	Name	Type	Std. Conc	RT	Area	IS Area	Response	Conc.	%Dev	Conc. Flag	CoD	CoD Flag	x=excluded
1	1	180205M1_2	Standard	0.250	6.74	126.255	2897.898	0.218	0.2	-3.2	NO	0.996	NO	bb
2	2	180205M1_3	Standard	0.500	6.74	274.029	2721.910	0.503	0.5	9.0	NO	0.996	NO	bb
3	3	180205M1_4	Standard	1.000	6.73	480.673	2311.265	1.040	1.1	11.5	NO	0.996	NO	bb
4	4	180205M1_5	Standard	2.000	6.74	872.088	2571.405	1.696	1.8	-9.3	NO	0.996	NO	bb
5	5	180205M1_6	Standard	5.000	6.74	2105.959	2691.708	3.912	4.2	-16.3	NO	0.996	NO	bb
6	6	180205M1_7	Standard	10.000	6.74	4793.748	2425.339	9.883	10.7	6.8	NO	0.996	NO	bb
7	7	180205M1_8	Standard	50.000	6.74	21522.180	2730.820	39.406	45.2	-9.5	NO	0.996	NO	bb
8	8	180205M1_9	Standard	100.000	6.74	45304.684	2704.692	83.752	108.7	8.7	NO	0.996	NO	bb
9	9	180205M1_10	Standard	250.000	6.73	98436.133	3647.339	134.942	241.4	-3.4	NO	0.996	NO	bb
10	10	180205M1_11	Standard	500.000	6.74	179961.938	3801.264	236.713			NO	0.996	NO	bbXI

Compound name: N-MeFOSE
Coefficient of Determination: R^2 = 0.999674
Calibration curve: 0.000162073 * x^2 + 0.993321 * x + 0.0408533
Response type: Internal Std (Ref 55), Area * (IS Conc. / IS Area)
Curve type: 2nd Order, Origin: Exclude, Weighting: 1/x, Axis trans: None

	#	Name	Type	Std. Conc	RT	Area	IS Area	Response	Conc.	%Dev	Conc. Flag	CoD	CoD Flag	x=excluded
1	1	180205M1_2	Standard	1.250	6.34	222.492	23052.748	1.448	1.4	13.3	NO	1.000	NO	bb
2	2	180205M1_3	Standard	2.500	6.33	331.411	22611.672	2.198	2.2	-13.1	NO	1.000	NO	bb
3	3	180205M1_4	Standard	5.000	6.33	557.718	17689.697	4.729	4.7	-5.7	NO	1.000	NO	bb
4	4	180205M1_5	Standard	10.000	6.34	1426.398	20920.285	10.227	10.2	2.4	NO	1.000	NO	bb
5	5	180205M1_6	Standard	25.000	6.33	4407.009	24092.709	27.438	27.5	9.8	NO	1.000	NO	bb
6	6	180205M1_7	Standard	50.000	6.34	7068.171	22459.658	47.206	47.1	-5.8	NO	1.000	NO	bb
7	7	180205M1_8	Standard	250.000	6.33	34543.496	20572.127	251.871	243.8	-2.5	NO	1.000	NO	bd
8	8	180205M1_9	Standard	500.000	6.33	81911.789	22460.768	547.032	508.5	1.7	NO	1.000	NO	bb
9	9	180205M1_10	Standard	1250.000	6.33	195524.016	19651.977	1492.400	1248.2	-0.1	NO	1.000	NO	bb
10	10	180205M1_11	Standard	2500.000	6.34	278340.938	19258.752	2167.905	1707.0	-31.7	YES	1.000	NO	bdX

Dataset: F:\Projects\PFAS.PRO\Results\180205M1\180205M1-CRV.qld

Last Altered: Tuesday, February 06, 2018 09:06:52 Pacific Standard Time
Printed: Tuesday, February 06, 2018 09:08:40 Pacific Standard Time

Compound name: N-EtFOSE
Correlation coefficient: r = 0.998685, r^2 = 0.997371
Calibration curve: 1.166 * x + -0.0323662
Response type: Internal Std (Ref 56), Area * (IS Conc. / IS Area)
Curve type: Linear, Origin: Exclude, Weighting: 1/x, Axis trans: None

	#	Name	Type	Std. Conc	RT	Area	IS Area	Response	Conc.	%Dev	Conc. Flag	CoD	CoD Flag	x=excluded
1	1	180205M1_2	Standard	1.250	6.49	225.524	18544.109	1.824	1.6	27.4	NO	0.997	NO	bb
2	2	180205M1_3	Standard	2.500	6.49	329.467	19239.158	2.569	2.2	-10.8	NO	0.997	NO	bb
3	3	180205M1_4	Standard	5.000	6.49	785.208	21501.225	5.478	4.7	-5.5	NO	0.997	NO	bb
4	4	180205M1_5	Standard	10.000	6.49	1327.128	18488.846	10.767	9.3	-7.4	NO	0.997	NO	bb
5	5	180205M1_6	Standard	25.000	6.49	3528.166	22763.021	23.249	20.0	-20.1	NO	0.997	NO	bb
6	6	180205M1_7	Standard	50.000	6.49	8527.658	17412.133	73.463	63.0	26.1	NO	0.997	NO	bb
7	7	180205M1_8	Standard	250.000	6.48	40269.238	22968.930	262.981	225.6	-9.8	NO	0.997	NO	bb
8	8	180205M1_9	Standard	500.000	6.48	66313.711	17803.889	558.701	479.2	-4.2	NO	0.997	NO	bd
9	9	180205M1_10	Standard	1250.000	6.49	215053.766	20987.322	1537.026	1318.2	5.5	NO	0.997	NO	bd
10	10	180205M1_11	Standard	2500.000	6.48	361337.500	18820.041	2879.942	2470.0	-1.2	NO	0.997	NO	bd

Compound name: 13C3-PFBA
Response Factor: 0.876112
RRF SD: 0.031766, Relative SD: 3.62579
Response type: Internal Std (Ref 57), Area * (IS Conc. / IS Area)
Curve type: RF

	#	Name	Type	Std. Conc	RT	Area	IS Area	Response	Conc.	%Dev	Conc. Flag	CoD	CoD Flag	x=excluded
1	1	180205M1_2	Standard	12.500	1.45	10022.691	10944.880	11.447	13.1	4.5	NO		NO	bb
2	2	180205M1_3	Standard	12.500	1.46	9106.326	11400.695	9.984	11.4	-8.8	NO		NO	MM
3	3	180205M1_4	Standard	12.500	1.45	9321.310	10634.419	10.957	12.5	0.0	NO		NO	MM
4	4	180205M1_5	Standard	12.500	1.46	9352.168	10529.709	11.102	12.7	1.4	NO		NO	MM
5	5	180205M1_6	Standard	12.500	1.45	9565.349	11065.528	10.805	12.3	-1.3	NO		NO	MM
6	6	180205M1_7	Standard	12.500	1.45	9703.849	10998.306	11.029	12.6	0.7	NO		NO	bb
7	7	180205M1_8	Standard	12.500	1.45	9446.696	10624.597	11.114	12.7	1.5	NO		NO	MM
8	8	180205M1_9	Standard	12.500	1.45	9397.445	10957.186	10.721	12.2	-2.1	NO		NO	MM
9	9	180205M1_10	Standard	12.500	1.45	9688.439	10780.186	11.234	12.8	2.6	NO		NO	bb
10	10	180205M1_11	Standard	12.500	1.45	9431.465	10600.861	11.121	12.7	1.5	NO		NO	MM

Dataset: F:\Projects\PFAS.PRO\Results\180205M1\180205M1-CRV.qld

Last Altered: Tuesday, February 06, 2018 09:06:52 Pacific Standard Time
Printed: Tuesday, February 06, 2018 09:08:40 Pacific Standard Time

Compound name: 13C3-PFPeA
Response Factor: 0.867829
RRF SD: 0.0681601, Relative SD: 7.8541
Response type: Internal Std (Ref 58), Area * (IS Conc. / IS Area)
Curve type: RF

	#	Name	Type	Std. Conc	RT	Area	IS Area	Response	Conc.	%Dev	Conc. Flag	CoD	CoD Flag	x=excluded
1	1	180205M1_2	Standard	12.500	2.41	11632.453	14207.144	10.235	11.8	-5.7	NO		NO	bb
2	2	180205M1_3	Standard	12.500	2.42	11389.154	14180.340	10.040	11.6	-7.5	NO		NO	bb
3	3	180205M1_4	Standard	12.500	2.41	11172.025	12421.671	11.242	13.0	3.6	NO		NO	bb
4	4	180205M1_5	Standard	12.500	2.41	11007.866	12960.338	10.617	12.2	-2.1	NO		NO	bb
5	5	180205M1_6	Standard	12.500	2.41	10975.869	12194.845	11.251	13.0	3.7	NO		NO	bb
6	6	180205M1_7	Standard	12.500	2.41	11146.144	12713.140	10.959	12.6	1.0	NO		NO	bb
7	7	180205M1_8	Standard	12.500	2.41	10337.492	12854.285	10.053	11.6	-7.3	NO		NO	bb
8	8	180205M1_9	Standard	12.500	2.41	10256.807	13082.049	9.800	11.3	-9.7	NO		NO	bb
9	9	180205M1_10	Standard	12.500	2.41	10776.180	10958.029	12.293	14.2	13.3	NO		NO	bb
10	10	180205M1_11	Standard	12.500	2.42	9816.358	10234.262	11.990	13.8	10.5	NO		NO	bb

Compound name: 13C3-PFBS
Response Factor: 0.109196
RRF SD: 0.00615716, Relative SD: 5.63862
Response type: Internal Std (Ref 58), Area * (IS Conc. / IS Area)
Curve type: RF

	#	Name	Type	Std. Conc	RT	Area	IS Area	Response	Conc.	%Dev	Conc. Flag	CoD	CoD Flag	x=excluded
1	1	180205M1_2	Standard	12.500	2.69	1489.336	14207.144	1.310	12.0	-4.0	NO		NO	bb
2	2	180205M1_3	Standard	12.500	2.69	1446.984	14180.340	1.276	11.7	-6.6	NO		NO	bb
3	3	180205M1_4	Standard	12.500	2.69	1439.827	12421.671	1.449	13.3	6.2	NO		NO	bb
4	4	180205M1_5	Standard	12.500	2.69	1296.600	12960.338	1.251	11.5	-8.4	NO		NO	bb
5	5	180205M1_6	Standard	12.500	2.69	1378.333	12194.845	1.413	12.9	3.5	NO		NO	bb
6	6	180205M1_7	Standard	12.500	2.69	1425.968	12713.140	1.402	12.8	2.7	NO		NO	bb
7	7	180205M1_8	Standard	12.500	2.69	1371.053	12854.285	1.333	12.2	-2.3	NO		NO	bb
8	8	180205M1_9	Standard	12.500	2.69	1375.398	13082.049	1.314	12.0	-3.7	NO		NO	bb
9	9	180205M1_10	Standard	12.500	2.69	1263.901	10958.029	1.442	13.2	5.6	NO		NO	bb
10	10	180205M1_11	Standard	12.500	2.69	1195.437	10234.262	1.460	13.4	7.0	NO		NO	bb

Vista Analytical Laboratory

Dataset: F:\Projects\PFAS.PRO\Results\180205M1\180205M1-CRV.qld

Last Altered: Tuesday, February 06, 2018 09:06:52 Pacific Standard Time
Printed: Tuesday, February 06, 2018 09:08:40 Pacific Standard Time

Compound name: 13C2-PFHxA
Response Factor: 0.694129
RRF SD: 0.034891, Relative SD: 5.02659
Response type: Internal Std (Ref 58), Area * (IS Conc. / IS Area)
Curve type: RF

	#	Name	Type	Std. Conc	RT	Area	IS Area	Response	Conc.	%Dev	Conc. Flag	CoD	CoD Flag	x=excluded
1	1	180205M1_2	Standard	5.000	3.19	3881.163	14207.144	3.415	4.9	-1.6	NO		NO	bb
2	2	180205M1_3	Standard	5.000	3.19	3896.953	14180.340	3.435	4.9	-1.0	NO		NO	bb
3	3	180205M1_4	Standard	5.000	3.19	3459.113	12421.671	3.481	5.0	0.3	NO		NO	bb
4	4	180205M1_5	Standard	5.000	3.19	3349.376	12960.338	3.230	4.7	-6.9	NO		NO	bb
5	5	180205M1_6	Standard	5.000	3.19	3547.622	12194.845	3.636	5.2	4.8	NO		NO	bb
6	6	180205M1_7	Standard	5.000	3.19	3275.206	12713.140	3.220	4.6	-7.2	NO		NO	bb
7	7	180205M1_8	Standard	5.000	3.19	3579.075	12854.285	3.480	5.0	0.3	NO		NO	bb
8	8	180205M1_9	Standard	5.000	3.19	3564.416	13082.049	3.406	4.9	-1.9	NO		NO	bb
9	9	180205M1_10	Standard	5.000	3.19	3309.701	10958.029	3.775	5.4	8.8	NO		NO	bb
10	10	180205M1_11	Standard	5.000	3.19	2969.390	10234.262	3.627	5.2	4.5	NO		NO	bb

Compound name: 13C4-PFHpA
Response Factor: 0.69436
RRF SD: 0.0350604, Relative SD: 5.04931
Response type: Internal Std (Ref 58), Area * (IS Conc. / IS Area)
Curve type: RF

	#	Name	Type	Std. Conc	RT	Area	IS Area	Response	Conc.	%Dev	Conc. Flag	CoD	CoD Flag	x=excluded
1	1	180205M1_2	Standard	12.500	3.81	9704.343	14207.144	8.538	12.3	-1.6	NO		NO	bb
2	2	180205M1_3	Standard	12.500	3.81	9665.984	14180.340	8.521	12.3	-1.8	NO		NO	bb
3	3	180205M1_4	Standard	12.500	3.81	8594.520	12421.671	8.649	12.5	-0.4	NO		NO	bb
4	4	180205M1_5	Standard	12.500	3.81	8220.954	12960.338	7.929	11.4	-8.6	NO		NO	bb
5	5	180205M1_6	Standard	12.500	3.81	9114.931	12194.845	9.343	13.5	7.6	NO		NO	bb
6	6	180205M1_7	Standard	12.500	3.81	8652.864	12713.140	8.508	12.3	-2.0	NO		NO	bb
7	7	180205M1_8	Standard	12.500	3.81	8671.175	12854.285	8.432	12.1	-2.8	NO		NO	bb
8	8	180205M1_9	Standard	12.500	3.81	8866.871	13082.049	8.472	12.2	-2.4	NO		NO	bb
9	9	180205M1_10	Standard	12.500	3.81	8074.834	10958.029	9.211	13.3	6.1	NO		NO	bb
10	10	180205M1_11	Standard	12.500	3.81	7525.935	10234.262	9.192	13.2	5.9	NO		NO	bb

Vista Analytical Laboratory

Dataset: F:\Projects\PFAS.PRO\Results\180205M1\180205M1-CRV.qld

Last Altered: Tuesday, February 06, 2018 09:06:52 Pacific Standard Time
Printed: Tuesday, February 06, 2018 09:08:40 Pacific Standard Time

Compound name: 18O2-PFHxS
Response Factor: 0.349635
RRF SD: 0.0254804, Relative SD: 7.28774
Response type: Internal Std (Ref 59), Area * (IS Conc. / IS Area)
Curve type: RF

	#	Name	Type	Std. Conc	RT	Area	IS Area	Response	Conc.	%Dev	Conc. Flag	CoD	CoD Flag	x=excluded
1	1	180205M1_2	Standard	12.500	3.96	987.703	3238.501	3.812	10.9	-12.8	NO		NO	bb
2	2	180205M1_3	Standard	12.500	3.96	1156.700	3065.263	4.717	13.5	7.9	NO		NO	bb
3	3	180205M1_4	Standard	12.500	3.96	1090.291	2846.284	4.788	13.7	9.6	NO		NO	bb
4	4	180205M1_5	Standard	12.500	3.96	1008.243	2991.896	4.212	12.0	-3.6	NO		NO	bb
5	5	180205M1_6	Standard	12.500	3.96	958.556	2884.804	4.153	11.9	-5.0	NO		NO	bb
6	6	180205M1_7	Standard	12.500	3.96	1005.380	2992.424	4.200	12.0	-3.9	NO		NO	bb
7	7	180205M1_8	Standard	12.500	3.96	1034.881	2744.141	4.714	13.5	7.9	NO		NO	bb
8	8	180205M1_9	Standard	12.500	3.96	989.567	2913.439	4.246	12.1	-2.9	NO		NO	bb
9	9	180205M1_10	Standard	12.500	3.96	1015.036	2751.815	4.611	13.2	5.5	NO		NO	bb
10	10	180205M1_11	Standard	12.500	3.96	832.334	2447.621	4.251	12.2	-2.7	NO		NO	bb

Compound name: 13C2-6:2 FTS
Response Factor: 0.242472
RRF SD: 0.0463263, Relative SD: 19.1058
Response type: Internal Std (Ref 60), Area * (IS Conc. / IS Area)
Curve type: RF

not used.

	#	Name	Type	Std. Conc	RT	Area	IS Area	Response	Conc.	%Dev	Conc. Flag	CoD	CoD Flag	x=excluded
1	1	180205M1_2	Standard	12.500	4.28	2835.686	12123.608	2.924	12.1	-3.5	NO		NO	bb
2	2	180205M1_3	Standard	12.500	4.28	2587.507	13477.624	2.400	9.9	-20.8	NO		NO	bb
3	3	180205M1_4	Standard	12.500	4.27	2627.709	10117.108	3.247	13.4	7.1	NO		NO	bb
4	4	180205M1_5	Standard	12.500	4.27	2638.727	12771.222	2.583	10.7	-14.8	NO		NO	bb
5	5	180205M1_6	Standard	12.500	4.27	2532.616	12492.501	2.534	10.5	-16.4	NO		NO	bb
6	6	180205M1_7	Standard	12.500	4.28	3132.019	12093.818	3.237	13.4	6.8	NO		NO	bb
7	7	180205M1_8	Standard	12.500	4.27	3157.143	12684.229	3.111	12.8	2.7	NO		NO	bb
8	8	180205M1_9	Standard	12.500	4.27	3842.022	11402.758	4.212	17.4	39.0	NO		NO	bb
9	9	180205M1_10	Standard	12.500	4.28	4803.687	10556.547	5.688	23.5	87.7	NO		NO	bbX
10	10	180205M1_11	Standard	12.500	4.28	6100.003	10748.326	7.094	29.3	134.1	NO		NO	bbX

Dataset: F:\Projects\PFAS.PRO\Results\180205M1\180205M1-CRV.qld

Last Altered: Tuesday, February 06, 2018 09:06:52 Pacific Standard Time
Printed: Tuesday, February 06, 2018 09:08:40 Pacific Standard Time

Compound name: 13C2-PFOA
Response Factor: 1.06934
RRF SD: 0.111591, Relative SD: 10.4355
Response type: Internal Std (Ref 60), Area * (IS Conc. / IS Area)
Curve type: RF

	#	Name	Type	Std. Conc	RT	Area	IS Area	Response	Conc.	%Dev	Conc. Flag	CoD	CoD Flag	x=excluded
1	1	180205M1_2	Standard	12.500	4.33	14371.031	12123.608	14.817	13.9	10.9	NO		NO	bb
2	2	180205M1_3	Standard	12.500	4.33	12959.139	13477.624	12.019	11.2	-10.1	NO		NO	bb
3	3	180205M1_4	Standard	12.500	4.33	12753.312	10117.108	15.757	14.7	17.9	NO		NO	bb
4	4	180205M1_5	Standard	12.500	4.33	12828.711	12771.222	12.556	11.7	-6.1	NO		NO	bb
5	5	180205M1_6	Standard	12.500	4.33	11953.538	12492.501	11.961	11.2	-10.5	NO		NO	bb
6	6	180205M1_7	Standard	12.500	4.33	11925.250	12093.818	12.326	11.5	-7.8	NO		NO	bb
7	7	180205M1_8	Standard	12.500	4.33	12257.613	12684.229	12.080	11.3	-9.6	NO		NO	bb
8	8	180205M1_9	Standard	12.500	4.33	13066.736	11402.758	14.324	13.4	7.2	NO		NO	bb
9	9	180205M1_10	Standard	12.500	4.33	12344.222	10556.547	14.617	13.7	9.4	NO		NO	bb
10	10	180205M1_11	Standard	12.500	4.33	11359.581	10748.326	13.211	12.4	-1.2	NO		NO	bb

Compound name: 13C5-PFNA
Response Factor: 0.929137
RRF SD: 0.119735, Relative SD: 12.8867
Response type: Internal Std (Ref 61), Area * (IS Conc. / IS Area)
Curve type: RF

	#	Name	Type	Std. Conc	RT	Area	IS Area	Response	Conc.	%Dev	Conc. Flag	CoD	CoD Flag	x=excluded
1	1	180205M1_2	Standard	12.500	4.76	11386.309	12074.349	11.788	12.7	1.5	NO		NO	bb
2	2	180205M1_3	Standard	12.500	4.76	12361.640	13534.756	11.417	12.3	-1.7	NO		NO	bb
3	3	180205M1_4	Standard	12.500	4.76	9874.763	9758.258	12.649	13.6	8.9	NO		NO	bb
4	4	180205M1_5	Standard	12.500	4.76	10621.063	10320.535	12.864	13.8	10.8	NO		NO	bb
5	5	180205M1_6	Standard	12.500	4.76	10309.997	10986.663	11.730	12.6	1.0	NO		NO	bb
6	6	180205M1_7	Standard	12.500	4.76	11520.252	11350.685	12.687	13.7	9.2	NO		NO	bb
7	7	180205M1_8	Standard	12.500	4.76	9323.253	13201.425	8.828	9.5	-24.0	NO		NO	bb
8	8	180205M1_9	Standard	12.500	4.76	10774.762	14456.489	9.317	10.0	-19.8	NO		NO	bb
9	9	180205M1_10	Standard	12.500	4.76	12012.619	13110.623	11.453	12.3	-1.4	NO		NO	bb
10	10	180205M1_11	Standard	12.500	4.76	9807.670	9141.967	13.410	14.4	15.5	NO		NO	bb

Dataset: F:\Projects\PFAS.PRO\Results\180205M1\180205M1-CRV.qld

Last Altered: Tuesday, February 06, 2018 09:06:52 Pacific Standard Time
Printed: Tuesday, February 06, 2018 09:08:40 Pacific Standard Time

Compound name: 13C8-PFOSA
Response Factor: 0.225978
RRF SD: 0.0125107, Relative SD: 5.53627
Response type: Internal Std (Ref 64), Area * (IS Conc. / IS Area)
Curve type: RF

	#	Name	Type	Std. Conc	RT	Area	IS Area	Response	Conc.	%Dev	Conc. Flag	CoD	CoD Flag	x=excluded
1	1	180205M1_2	Standard	12.500	4.83	2998.812	13471.515	2.783	12.3	-1.5	NO		NO	bb
2	2	180205M1_3	Standard	12.500	4.83	2668.477	11548.412	2.888	12.8	2.3	NO		NO	bb
3	3	180205M1_4	Standard	12.500	4.83	3051.908	13419.694	2.843	12.6	0.6	NO		NO	bb
4	4	180205M1_5	Standard	12.500	4.83	2754.330	11848.722	2.906	12.9	2.9	NO		NO	bb
5	5	180205M1_6	Standard	12.500	4.83	2891.491	11713.126	3.086	13.7	9.2	NO		NO	bb
6	6	180205M1_7	Standard	12.500	4.83	2384.795	11993.388	2.486	11.0	-12.0	NO		NO	bb
7	7	180205M1_8	Standard	12.500	4.83	2298.451	10052.904	2.858	12.6	1.2	NO		NO	bb
8	8	180205M1_9	Standard	12.500	4.83	2844.106	12276.690	2.896	12.8	2.5	NO		NO	bb
9	9	180205M1_10	Standard	12.500	4.83	2504.160	11632.112	2.691	11.9	-4.7	NO		NO	bb
10	10	180205M1_11	Standard	12.500	4.83	2203.638	9796.340	2.812	12.4	-0.5	NO		NO	bb

Compound name: 13C8-PFOS
Response Factor: 1.04148
RRF SD: 0.0845141, Relative SD: 8.11479
Response type: Internal Std (Ref 62), Area * (IS Conc. / IS Area)
Curve type: RF

	#	Name	Type	Std. Conc	RT	Area	IS Area	Response	Conc.	%Dev	Conc. Flag	CoD	CoD Flag	x=excluded
1	1	180205M1_2	Standard	12.500	4.85	3338.892	3131.725	13.327	12.8	2.4	NO		NO	bb
2	2	180205M1_3	Standard	12.500	4.85	3430.266	3507.721	12.224	11.7	-6.1	NO		NO	bb
3	3	180205M1_4	Standard	12.500	4.84	3144.039	2652.612	14.816	14.2	13.8	NO		NO	bb
4	4	180205M1_5	Standard	12.500	4.84	2693.524	2781.547	12.104	11.6	-7.0	NO		NO	bb
5	5	180205M1_6	Standard	12.500	4.85	2976.156	2723.605	13.659	13.1	4.9	NO		NO	bb
6	6	180205M1_7	Standard	12.500	4.85	2690.889	2578.392	13.045	12.5	0.2	NO		NO	bb
7	7	180205M1_8	Standard	12.500	4.84	2548.329	2857.920	11.146	10.7	-14.4	NO		NO	bb
8	8	180205M1_9	Standard	12.500	4.85	3309.513	3102.518	13.334	12.8	2.4	NO		NO	bb
9	9	180205M1_10	Standard	12.500	4.84	2663.184	2659.200	12.519	12.0	-3.8	NO		NO	bb
10	10	180205M1_11	Standard	12.500	4.85	2762.147	2464.244	14.011	13.5	7.6	NO		NO	bb

Dataset: F:\Projects\PFAS.PRO\Results\180205M1\180205M1-CRV.qld

Last Altered: Tuesday, February 06, 2018 09:06:52 Pacific Standard Time
Printed: Tuesday, February 06, 2018 09:08:40 Pacific Standard Time

Compound name: 13C2-PFDA
Response Factor: 1.21699
RRF SD: 0.147558, Relative SD: 12.1248
Response type: Internal Std (Ref 63), Area * (IS Conc. / IS Area)
Curve type: RF

	#	Name	Type	Std. Conc	RT	Area	IS Area	Response	Conc.	%Dev	Conc. Flag	CoD	CoD Flag	x=excluded
1	1	180205M1_2	Standard	12.500	5.14	12269.099	8983.354	17.072	14.0	12.2	NO		NO	bb
2	2	180205M1_3	Standard	12.500	5.14	10364.091	9115.380	14.212	11.7	-6.6	NO		NO	bb
3	3	180205M1_4	Standard	12.500	5.13	10718.264	8214.631	16.310	13.4	7.2	NO		NO	bb
4	4	180205M1_5	Standard	12.500	5.13	10135.015	10021.978	12.641	10.4	-16.9	NO		NO	bb
5	5	180205M1_6	Standard	12.500	5.13	10742.281	8896.504	15.093	12.4	-0.8	NO		NO	bb
6	6	180205M1_7	Standard	12.500	5.14	10607.220	8253.126	16.065	13.2	5.6	NO		NO	bb
7	7	180205M1_8	Standard	12.500	5.13	8189.372	8712.786	11.749	9.7	-22.8	NO		NO	bb
8	8	180205M1_9	Standard	12.500	5.13	10135.432	7979.455	15.877	13.0	4.4	NO		NO	bb
9	9	180205M1_10	Standard	12.500	5.13	9683.636	6940.661	17.440	14.3	14.6	NO		NO	bb
10	10	180205M1_11	Standard	12.500	5.13	9066.951	7235.832	15.663	12.9	3.0	NO		NO	bb

Compound name: 13C2-8:2 FTS
Response Factor: 0.131175
RRF SD: 0.0183926, Relative SD: 14.0214
Response type: Internal Std (Ref 58), Area * (IS Conc. / IS Area)
Curve type: RF

not used.

	#	Name	Type	Std. Conc	RT	Area	IS Area	Response	Conc.	%Dev	Conc. Flag	CoD	CoD Flag	x=excluded
1	1	180205M1_2	Standard	12.500	5.11	1857.069	14207.144	1.634	12.5	-0.4	NO		NO	bb
2	2	180205M1_3	Standard	12.500	5.11	1500.450	14180.340	1.323	10.1	-19.3	NO		NO	bb
3	3	180205M1_4	Standard	12.500	5.11	1356.665	12421.671	1.365	10.4	-16.7	NO		NO	bb
4	4	180205M1_5	Standard	12.500	5.11	1615.185	12960.338	1.558	11.9	-5.0	NO		NO	bb
5	5	180205M1_6	Standard	12.500	5.11	1774.302	12194.845	1.819	13.9	10.9	NO		NO	bb
6	6	180205M1_7	Standard	12.500	5.11	1640.737	12713.140	1.613	12.3	-1.6	NO		NO	bb
7	7	180205M1_8	Standard	12.500	5.11	1864.799	12854.285	1.813	13.8	10.6	NO		NO	bb
8	8	180205M1_9	Standard	12.500	5.11	2085.309	13082.049	1.993	15.2	21.5	NO		NO	bb
9	9	180205M1_10	Standard	12.500	5.11	3231.662	10958.029	3.686	28.1	124.8	NO		NO	bbX
10	10	180205M1_11	Standard	12.500	5.11	4055.760	10234.262	4.954	37.8	202.1	NO		NO	bbX

Dataset: F:\Projects\PFAS.PRO\Results\180205M1\180205M1-CRV.qld

Last Altered: Tuesday, February 06, 2018 09:06:52 Pacific Standard Time
Printed: Tuesday, February 06, 2018 09:08:40 Pacific Standard Time

Compound name: d3-N-MeFOSAA
Response Factor: 0.432488
RRF SD: 0.039235, Relative SD: 9.07192
Response type: Internal Std (Ref 64), Area * (IS Conc. / IS Area)
Curve type: RF

	#	Name	Type	Std. Conc	RT	Area	IS Area	Response	Conc.	%Dev	Conc. Flag	CoD	CoD Flag	x=excluded
1	1	180205M1_2	Standard	12.500	5.28	5680.184	13471.515	5.271	12.2	-2.5	NO		NO	bb
2	2	180205M1_3	Standard	12.500	5.28	4759.048	11548.412	5.151	11.9	-4.7	NO		NO	bb
3	3	180205M1_4	Standard	12.500	5.28	5587.407	13419.694	5.204	12.0	-3.7	NO		NO	bb
4	4	180205M1_5	Standard	12.500	5.28	4581.280	11848.722	4.833	11.2	-10.6	NO		NO	bb
5	5	180205M1_6	Standard	12.500	5.28	5203.623	11713.126	5.553	12.8	2.7	NO		NO	bb
6	6	180205M1_7	Standard	12.500	5.28	5076.342	11993.388	5.291	12.2	-2.1	NO		NO	bb
7	7	180205M1_8	Standard	12.500	5.28	5354.088	10052.904	6.657	15.4	23.1	NO		NO	bb
8	8	180205M1_9	Standard	12.500	5.28	5533.306	12276.690	5.634	13.0	4.2	NO		NO	bb
9	9	180205M1_10	Standard	12.500	5.28	4874.869	11632.112	5.239	12.1	-3.1	NO		NO	bb
10	10	180205M1_11	Standard	12.500	5.28	4097.078	9796.340	5.228	12.1	-3.3	NO		NO	bb

Compound name: d5-N-EtFOSAA
Response Factor: 0.476045
RRF SD: 0.0590219, Relative SD: 12.3984
Response type: Internal Std (Ref 64), Area * (IS Conc. / IS Area)
Curve type: RF

	#	Name	Type	Std. Conc	RT	Area	IS Area	Response	Conc.	%Dev	Conc. Flag	CoD	CoD Flag	x=excluded
1	1	180205M1_2	Standard	12.500	5.44	5188.511	13471.515	4.814	10.1	-19.1	NO		NO	bb
2	2	180205M1_3	Standard	12.500	5.44	6589.299	11548.412	7.132	15.0	19.9	NO		NO	bb
3	3	180205M1_4	Standard	12.500	5.43	6153.969	13419.694	5.732	12.0	-3.7	NO		NO	bb
4	4	180205M1_5	Standard	12.500	5.43	4993.854	11848.722	5.268	11.1	-11.5	NO		NO	bb
5	5	180205M1_6	Standard	12.500	5.43	5892.494	11713.126	6.288	13.2	5.7	NO		NO	bb
6	6	180205M1_7	Standard	12.500	5.44	5905.468	11993.388	6.155	12.9	3.4	NO		NO	bb
7	7	180205M1_8	Standard	12.500	5.43	5570.528	10052.904	6.927	14.6	16.4	NO		NO	bb
8	8	180205M1_9	Standard	12.500	5.43	6143.439	12276.690	6.255	13.1	5.1	NO		NO	bb
9	9	180205M1_10	Standard	12.500	5.43	4975.161	11632.112	5.346	11.2	-10.2	NO		NO	bb
10	10	180205M1_11	Standard	12.500	5.43	4378.664	9796.340	5.587	11.7	-6.1	NO		NO	bb

Dataset: F:\Projects\PFAS.PRO\Results\180205M1\180205M1-CRV.qld

Last Altered: Tuesday, February 06, 2018 09:06:52 Pacific Standard Time
Printed: Tuesday, February 06, 2018 09:08:40 Pacific Standard Time

Compound name: 13C2-PFUdA
Response Factor: 0.969232
RRF SD: 0.175627, Relative SD: 18.1202
Response type: Internal Std (Ref 64), Area * (IS Conc. / IS Area)
Curve type: RF

	#	Name	Type	Std. Conc	RT	Area	IS Area	Response	Conc.	%Dev	Conc. Flag	CoD	CoD Flag	x=excluded
1	1	180205M1_2	Standard	12.500	5.46	13346.800	13471.515	12.384	12.8	2.2	NO		NO	bb
2	2	180205M1_3	Standard	12.500	5.46	15079.640	11548.412	16.322	16.8	34.7	NO		NO	bb
3	3	180205M1_4	Standard	12.500	5.46	8809.350	13419.694	8.206	8.5	-32.3	NO		NO	bb
4	4	180205M1_5	Standard	12.500	5.45	10741.879	11848.722	11.332	11.7	-6.5	NO		NO	bb
5	5	180205M1_6	Standard	12.500	5.45	11360.022	11713.126	12.123	12.5	0.1	NO		NO	bb
6	6	180205M1_7	Standard	12.500	5.46	12255.931	11993.388	12.774	13.2	5.4	NO		NO	bb
7	7	180205M1_8	Standard	12.500	5.45	10991.827	10052.904	13.667	14.1	12.8	NO		NO	bb
8	8	180205M1_9	Standard	12.500	5.46	9490.228	12276.690	9.663	10.0	-20.2	NO		NO	bb
9	9	180205M1_10	Standard	12.500	5.46	10915.595	11632.112	11.730	12.1	-3.2	NO		NO	bb
10	10	180205M1_11	Standard	12.500	5.46	10150.924	9796.340	12.952	13.4	6.9	NO		NO	bb

Compound name: 13C2-PFDoA
Response Factor: 0.605084
RRF SD: 0.0654597, Relative SD: 10.8183
Response type: Internal Std (Ref 64), Area * (IS Conc. / IS Area)
Curve type: RF

	#	Name	Type	Std. Conc	RT	Area	IS Area	Response	Conc.	%Dev	Conc. Flag	CoD	CoD Flag	x=excluded
1	1	180205M1_2	Standard	12.500	5.74	8210.017	13471.515	7.618	12.6	0.7	NO		NO	bb
2	2	180205M1_3	Standard	12.500	5.74	6068.220	11548.412	6.568	10.9	-13.2	NO		NO	bb
3	3	180205M1_4	Standard	12.500	5.74	6999.638	13419.694	6.520	10.8	-13.8	NO		NO	bb
4	4	180205M1_5	Standard	12.500	5.74	8286.914	11848.722	8.742	14.4	15.6	NO		NO	bb
5	5	180205M1_6	Standard	12.500	5.74	7532.835	11713.126	8.039	13.3	6.3	NO		NO	bb
6	6	180205M1_7	Standard	12.500	5.74	7913.522	11993.388	8.248	13.6	9.0	NO		NO	bb
7	7	180205M1_8	Standard	12.500	5.74	6421.619	10052.904	7.985	13.2	5.6	NO		NO	bb
8	8	180205M1_9	Standard	12.500	5.74	6474.625	12276.690	6.592	10.9	-12.8	NO		NO	bb
9	9	180205M1_10	Standard	12.500	5.74	6571.548	11632.112	7.062	11.7	-6.6	NO		NO	bb
10	10	180205M1_11	Standard	12.500	5.73	6474.451	9796.340	8.261	13.7	9.2	NO		NO	bb

Dataset: F:\Projects\PFAS.PRO\Results\180205M1\180205M1-CRV.qld

Last Altered: Tuesday, February 06, 2018 09:06:52 Pacific Standard Time
Printed: Tuesday, February 06, 2018 09:08:40 Pacific Standard Time

Compound name: d3-N-MeFOSA
Response Factor: 0.115554
RRF SD: 0.0102483, Relative SD: 8.86888
Response type: Internal Std (Ref 64), Area * (IS Conc. / IS Area)
Curve type: RF

	#	Name	Type	Std. Conc	RT	Area	IS Area	Response	Conc.	%Dev	Conc. Flag	CoD	CoD Flag	x=excluded
1	1	180205M1_2	Standard	150.000	5.86	16925.346	13471.515	15.705	135.9	-9.4	NO		NO	bb
2	2	180205M1_3	Standard	150.000	5.86	17038.336	11548.412	18.442	159.6	6.4	NO		NO	bb
3	3	180205M1_4	Standard	150.000	5.86	16428.209	13419.694	15.302	132.4	-11.7	NO		NO	bd
4	4	180205M1_5	Standard	150.000	5.86	15710.326	11848.722	16.574	143.4	-4.4	NO		NO	bb
5	5	180205M1_6	Standard	150.000	5.86	15942.768	11713.126	17.014	147.2	-1.8	NO		NO	bb
6	6	180205M1_7	Standard	150.000	5.86	16495.656	11993.388	17.192	148.8	-0.8	NO		NO	bb
7	7	180205M1_8	Standard	150.000	5.86	16096.688	10052.904	20.015	173.2	15.5	NO		NO	bb
8	8	180205M1_9	Standard	150.000	5.86	16082.778	12276.690	16.375	141.7	-5.5	NO		NO	bb
9	9	180205M1_10	Standard	150.000	5.86	16069.375	11632.112	17.268	149.4	-0.4	NO		NO	bb
10	10	180205M1_11	Standard	150.000	5.86	15237.344	9796.340	19.443	168.3	12.2	NO		NO	bb

Compound name: 13C2-PFTeDA
Response Factor: 0.330996
RRF SD: 0.0535828, Relative SD: 16.1884
Response type: Internal Std (Ref 64), Area * (IS Conc. / IS Area)
Curve type: RF

	#	Name	Type	Std. Conc	RT	Area	IS Area	Response	Conc.	%Dev	Conc. Flag	CoD	CoD Flag	x=excluded
1	1	180205M1_2	Standard	12.500	6.20	4771.891	13471.515	4.428	13.4	7.0	NO		NO	bb
2	2	180205M1_3	Standard	12.500	6.20	4105.897	11548.412	4.444	13.4	7.4	NO		NO	bb
3	3	180205M1_4	Standard	12.500	6.19	3328.105	13419.694	3.100	9.4	-25.1	NO		NO	bb
4	4	180205M1_5	Standard	12.500	6.20	3159.379	11848.722	3.333	10.1	-19.4	NO		NO	bb
5	5	180205M1_6	Standard	12.500	6.19	3818.064	11713.126	4.075	12.3	-1.5	NO		NO	bb
6	6	180205M1_7	Standard	12.500	6.20	3633.151	11993.388	3.787	11.4	-8.5	NO		NO	bb
7	7	180205M1_8	Standard	12.500	6.19	3809.837	10052.904	4.737	14.3	14.5	NO		NO	bb
8	8	180205M1_9	Standard	12.500	6.19	3638.601	12276.690	3.705	11.2	-10.5	NO		NO	bb
9	9	180205M1_10	Standard	12.500	6.19	4154.956	11632.112	4.465	13.5	7.9	NO		NO	bb
10	10	180205M1_11	Standard	12.500	6.19	4154.664	9796.340	5.301	16.0	28.1	NO		NO	bb

Dataset: F:\Projects\PFAS.PRO\Results\180205M1\180205M1-CRV.qld

Last Altered: Tuesday, February 06, 2018 09:06:52 Pacific Standard Time
Printed: Tuesday, February 06, 2018 09:08:40 Pacific Standard Time

Compound name: d5-N-ETFOSA
Response Factor: 0.171452
RRF SD: 0.0135608, Relative SD: 7.90941
Response type: Internal Std (Ref 64), Area * (IS Conc. / IS Area)
Curve type: RF

	#	Name	Type	Std. Conc	RT	Area	IS Area	Response	Conc.	%Dev	Conc. Flag	CoD	CoD Flag	x=excluded
1	1	180205M1_2	Standard	150.000	6.23	26027.631	13471.515	24.151	140.9	-6.1	NO		NO	bb
2	2	180205M1_3	Standard	150.000	6.23	25818.020	11548.412	27.945	163.0	8.7	NO		NO	bb
3	3	180205M1_4	Standard	150.000	6.23	25200.258	13419.694	23.473	136.9	-8.7	NO		NO	bb
4	4	180205M1_5	Standard	150.000	6.23	24076.467	11848.722	25.400	148.1	-1.2	NO		NO	bb
5	5	180205M1_6	Standard	150.000	6.23	24555.996	11713.126	26.206	152.8	1.9	NO		NO	bb
6	6	180205M1_7	Standard	150.000	6.23	25061.127	11993.388	26.120	152.3	1.6	NO		NO	bb
7	7	180205M1_8	Standard	150.000	6.23	24085.705	10052.904	29.949	174.7	16.5	NO		NO	bb
8	8	180205M1_9	Standard	150.000	6.23	24006.668	12276.690	24.443	142.6	-5.0	NO		NO	bb
9	9	180205M1_10	Standard	150.000	6.23	21913.373	11632.112	23.548	137.3	-8.4	NO		NO	bb
10	10	180205M1_11	Standard	150.000	6.23	20331.387	9796.340	25.943	151.3	0.9	NO		NO	bb

Compound name: 13C2-PFHxDA
Response Factor: 0.57711
RRF SD: 0.102069, Relative SD: 17.6863
Response type: Internal Std (Ref 64), Area * (IS Conc. / IS Area)
Curve type: RF

	#	Name	Type	Std. Conc	RT	Area	IS Area	Response	Conc.	%Dev	Conc. Flag	CoD	CoD Flag	x=excluded
1	1	180205M1_2	Standard	5.000	6.51	2897.898	13471.515	2.689	4.7	-6.8	NO		NO	bb
2	2	180205M1_3	Standard	5.000	6.51	2721.910	11548.412	2.946	5.1	2.1	NO		NO	bb
3	3	180205M1_4	Standard	5.000	6.51	2311.265	13419.694	2.153	3.7	-25.4	NO		NO	bb
4	4	180205M1_5	Standard	5.000	6.51	2571.405	11848.722	2.713	4.7	-6.0	NO		NO	bb
5	5	180205M1_6	Standard	5.000	6.51	2691.708	11713.126	2.873	5.0	-0.5	NO		NO	bb
6	6	180205M1_7	Standard	5.000	6.51	2425.339	11993.388	2.528	4.4	-12.4	NO		NO	bb
7	7	180205M1_8	Standard	5.000	6.51	2730.820	10052.904	3.396	5.9	17.7	NO		NO	bb
8	8	180205M1_9	Standard	5.000	6.51	2704.692	12276.690	2.754	4.8	-4.6	NO		NO	bb
9	9	180205M1_10	Standard	5.000	6.51	3647.339	11632.112	3.919	6.8	35.8	NO		NO	bb
10	10	180205M1_11	Standard	5.000	6.51	3801.264	9796.340	4.850	8.4	68.1	NO		NO	bbX

Dataset: F:\Projects\PFAS.PRO\Results\180205M1\180205M1-CRV.qld

Last Altered: Tuesday, February 06, 2018 09:06:52 Pacific Standard Time
Printed: Tuesday, February 06, 2018 09:08:40 Pacific Standard Time

Compound name: d7-N-MeFOSE
Response Factor: 0.151782
RRF SD: 0.0183037, Relative SD: 12.0592
Response type: Internal Std (Ref 64), Area * (IS Conc. / IS Area)
Curve type: RF

	#	Name	Type	Std. Conc	RT	Area	IS Area	Response	Conc.	%Dev	Conc. Flag	CoD	CoD Flag	x=excluded
1	1	180205M1_2	Standard	150.000	6.33	23052.748	13471.515	21.390	140.9	-6.0	NO		NO	bb
2	2	180205M1_3	Standard	150.000	6.33	22611.672	11548.412	24.475	161.2	7.5	NO		NO	bb
3	3	180205M1_4	Standard	150.000	6.33	17689.697	13419.694	16.477	108.6	-27.6	NO		NO	bb
4	4	180205M1_5	Standard	150.000	6.33	20920.285	11848.722	22.070	145.4	-3.1	NO		NO	bb
5	5	180205M1_6	Standard	150.000	6.33	24092.709	11713.126	25.711	169.4	12.9	NO		NO	bb
6	6	180205M1_7	Standard	150.000	6.33	22459.658	11993.388	23.408	154.2	2.8	NO		NO	bb
7	7	180205M1_8	Standard	150.000	6.33	20572.127	10052.904	25.580	168.5	12.4	NO		NO	bb
8	8	180205M1_9	Standard	150.000	6.33	22460.768	12276.690	22.869	150.7	0.4	NO		NO	bb
9	9	180205M1_10	Standard	150.000	6.33	19651.977	11632.112	21.118	139.1	-7.2	NO		NO	bd
10	10	180205M1_11	Standard	150.000	6.33	19258.752	9796.340	24.574	161.9	7.9	NO		NO	bb

Compound name: d9-N-EtFOSE
Response Factor: 0.142173
RRF SD: 0.0235612, Relative SD: 16.5722
Response type: Internal Std (Ref 64), Area * (IS Conc. / IS Area)
Curve type: RF

	#	Name	Type	Std. Conc	RT	Area	IS Area	Response	Conc.	%Dev	Conc. Flag	CoD	CoD Flag	x=excluded
1	1	180205M1_2	Standard	150.000	6.48	18544.109	13471.515	17.207	121.0	-19.3	NO		NO	bb
2	2	180205M1_3	Standard	150.000	6.48	19239.158	11548.412	20.824	146.5	-2.4	NO		NO	bb
3	3	180205M1_4	Standard	150.000	6.47	21501.225	13419.694	20.028	140.9	-6.1	NO		NO	bb
4	4	180205M1_5	Standard	150.000	6.47	18488.846	11848.722	19.505	137.2	-8.5	NO		NO	bb
5	5	180205M1_6	Standard	150.000	6.47	22763.021	11713.126	24.292	170.9	13.9	NO		NO	bb
6	6	180205M1_7	Standard	150.000	6.48	17412.133	11993.388	18.148	127.6	-14.9	NO		NO	bd
7	7	180205M1_8	Standard	150.000	6.47	22968.930	10052.904	28.560	200.9	33.9	NO		NO	bb
8	8	180205M1_9	Standard	150.000	6.47	17803.889	12276.690	18.128	127.5	-15.0	NO		NO	bd
9	9	180205M1_10	Standard	150.000	6.47	20987.322	11632.112	22.553	158.6	5.8	NO		NO	bb
10	10	180205M1_11	Standard	150.000	6.47	18820.041	9796.340	24.014	168.9	12.6	NO		NO	bd

Dataset: F:\Projects\PFAS.PRO\Results\180205M1\180205M1-CRV.qld

Last Altered: Tuesday, February 06, 2018 09:06:52 Pacific Standard Time
Printed: Tuesday, February 06, 2018 09:08:40 Pacific Standard Time

Compound name: 13C4-PFBA
Response Factor: 1
RRF SD: 0, Relative SD: 0
Response type: Internal Std (Ref 57), Area * (IS Conc. / IS Area)
Curve type: RF

	#	Name	Type	Std. Conc	RT	Area	IS Area	Response	Conc.	%Dev	Conc. Flag	CoD	CoD Flag	x=excluded
1	1	180205M1_2	Standard	12.500	1.45	10944.880	10944.880	12.500	12.5	0.0	NO		NO	MM
2	2	180205M1_3	Standard	12.500	1.45	11400.695	11400.695	12.500	12.5	0.0	NO		NO	MM
3	3	180205M1_4	Standard	12.500	1.45	10634.419	10634.419	12.500	12.5	0.0	NO		NO	MM
4	4	180205M1_5	Standard	12.500	1.45	10529.709	10529.709	12.500	12.5	0.0	NO		NO	MM
5	5	180205M1_6	Standard	12.500	1.45	11065.528	11065.528	12.500	12.5	0.0	NO		NO	MM
6	6	180205M1_7	Standard	12.500	1.45	10998.306	10998.306	12.500	12.5	0.0	NO		NO	bb
7	7	180205M1_8	Standard	12.500	1.45	10624.597	10624.597	12.500	12.5	0.0	NO		NO	bb
8	8	180205M1_9	Standard	12.500	1.45	10957.186	10957.186	12.500	12.5	0.0	NO		NO	bb
9	9	180205M1_10	Standard	12.500	1.45	10780.186	10780.186	12.500	12.5	0.0	NO		NO	MM
10	10	180205M1_11	Standard	12.500	1.45	10600.861	10600.861	12.500	12.5	0.0	NO		NO	bb

Compound name: 13C5-PFHxA
Response Factor: 1
RRF SD: 0, Relative SD: 0
Response type: Internal Std (Ref 58), Area * (IS Conc. / IS Area)
Curve type: RF

	#	Name	Type	Std. Conc	RT	Area	IS Area	Response	Conc.	%Dev	Conc. Flag	CoD	CoD Flag	x=excluded
1	1	180205M1_2	Standard	12.500	3.19	14207.144	14207.144	12.500	12.5	0.0	NO		NO	bb
2	2	180205M1_3	Standard	12.500	3.19	14180.340	14180.340	12.500	12.5	0.0	NO		NO	bb
3	3	180205M1_4	Standard	12.500	3.19	12421.671	12421.671	12.500	12.5	0.0	NO		NO	bb
4	4	180205M1_5	Standard	12.500	3.19	12960.338	12960.338	12.500	12.5	0.0	NO		NO	bb
5	5	180205M1_6	Standard	12.500	3.19	12194.845	12194.845	12.500	12.5	0.0	NO		NO	bb
6	6	180205M1_7	Standard	12.500	3.19	12713.140	12713.140	12.500	12.5	0.0	NO		NO	bb
7	7	180205M1_8	Standard	12.500	3.19	12854.285	12854.285	12.500	12.5	0.0	NO		NO	bb
8	8	180205M1_9	Standard	12.500	3.19	13082.049	13082.049	12.500	12.5	0.0	NO		NO	bb
9	9	180205M1_10	Standard	12.500	3.19	10958.029	10958.029	12.500	12.5	0.0	NO		NO	bb
10	10	180205M1_11	Standard	12.500	3.19	10234.262	10234.262	12.500	12.5	0.0	NO		NO	bb

Dataset: F:\Projects\PFAS.PRO\Results\180205M1\180205M1-CRV.qld

Last Altered: Tuesday, February 06, 2018 09:06:52 Pacific Standard Time
Printed: Tuesday, February 06, 2018 09:08:40 Pacific Standard Time

Compound name: 13C3-PFHxS
Response Factor: 1
RRF SD: 0, Relative SD: 0
Response type: Internal Std (Ref 59), Area * (IS Conc. / IS Area)
Curve type: RF

	#	Name	Type	Std. Conc	RT	Area	IS Area	Response	Conc.	%Dev	Conc. Flag	CoD	CoD Flag	x=excluded
1	1	180205M1_2	Standard	12.500	3.96	3238.501	3238.501	12.500	12.5	0.0	NO		NO	bb
2	2	180205M1_3	Standard	12.500	3.96	3065.263	3065.263	12.500	12.5	0.0	NO		NO	bb
3	3	180205M1_4	Standard	12.500	3.96	2846.284	2846.284	12.500	12.5	0.0	NO		NO	bb
4	4	180205M1_5	Standard	12.500	3.96	2991.896	2991.896	12.500	12.5	0.0	NO		NO	bb
5	5	180205M1_6	Standard	12.500	3.96	2884.804	2884.804	12.500	12.5	0.0	NO		NO	bb
6	6	180205M1_7	Standard	12.500	3.96	2992.424	2992.424	12.500	12.5	0.0	NO		NO	bb
7	7	180205M1_8	Standard	12.500	3.96	2744.141	2744.141	12.500	12.5	0.0	NO		NO	bb
8	8	180205M1_9	Standard	12.500	3.96	2913.439	2913.439	12.500	12.5	0.0	NO		NO	bb
9	9	180205M1_10	Standard	12.500	3.96	2751.815	2751.815	12.500	12.5	0.0	NO		NO	bb
10	10	180205M1_11	Standard	12.500	3.96	2447.621	2447.621	12.500	12.5	0.0	NO		NO	bb

Compound name: 13C8-PFOA
Response Factor: 1
RRF SD: 0, Relative SD: 0
Response type: Internal Std (Ref 60), Area * (IS Conc. / IS Area)
Curve type: RF

	#	Name	Type	Std. Conc	RT	Area	IS Area	Response	Conc.	%Dev	Conc. Flag	CoD	CoD Flag	x=excluded
1	1	180205M1_2	Standard	12.500	4.33	12123.608	12123.608	12.500	12.5	0.0	NO		NO	bb
2	2	180205M1_3	Standard	12.500	4.33	13477.624	13477.624	12.500	12.5	0.0	NO		NO	bb
3	3	180205M1_4	Standard	12.500	4.33	10117.108	10117.108	12.500	12.5	0.0	NO		NO	bb
4	4	180205M1_5	Standard	12.500	4.33	12771.222	12771.222	12.500	12.5	0.0	NO		NO	bb
5	5	180205M1_6	Standard	12.500	4.33	12492.501	12492.501	12.500	12.5	0.0	NO		NO	bb
6	6	180205M1_7	Standard	12.500	4.33	12093.818	12093.818	12.500	12.5	0.0	NO		NO	bb
7	7	180205M1_8	Standard	12.500	4.33	12684.229	12684.229	12.500	12.5	0.0	NO		NO	bb
8	8	180205M1_9	Standard	12.500	4.33	11402.758	11402.758	12.500	12.5	0.0	NO		NO	bb
9	9	180205M1_10	Standard	12.500	4.33	10556.547	10556.547	12.500	12.5	0.0	NO		NO	bb
10	10	180205M1_11	Standard	12.500	4.33	10748.326	10748.326	12.500	12.5	0.0	NO		NO	bb

Dataset: F:\Projects\PFAS.PRO\Results\180205M1\180205M1-CRV.qld

Last Altered: Tuesday, February 06, 2018 09:06:52 Pacific Standard Time
Printed: Tuesday, February 06, 2018 09:08:40 Pacific Standard Time

Compound name: 13C9-PFNA
Response Factor: 1
RRF SD: 0, Relative SD: 0
Response type: Internal Std (Ref 61), Area * (IS Conc. / IS Area)
Curve type: RF

	#	Name	Type	Std. Conc	RT	Area	IS Area	Response	Conc.	%Dev	Conc. Flag	CoD	CoD Flag	x=excluded
1	1	180205M1_2	Standard	12.500	4.76	12074.349	12074.349	12.500	12.5	0.0	NO		NO	MM
2	2	180205M1_3	Standard	12.500	4.76	13534.756	13534.756	12.500	12.5	0.0	NO		NO	MM
3	3	180205M1_4	Standard	12.500	4.76	9758.258	9758.258	12.500	12.5	0.0	NO		NO	MM
4	4	180205M1_5	Standard	12.500	4.76	10320.535	10320.535	12.500	12.5	0.0	NO		NO	MM
5	5	180205M1_6	Standard	12.500	4.76	10986.663	10986.663	12.500	12.5	0.0	NO		NO	MM
6	6	180205M1_7	Standard	12.500	4.76	11350.685	11350.685	12.500	12.5	0.0	NO		NO	MM
7	7	180205M1_8	Standard	12.500	4.76	13201.425	13201.425	12.500	12.5	0.0	NO		NO	MM
8	8	180205M1_9	Standard	12.500	4.76	14456.489	14456.489	12.500	12.5	0.0	NO		NO	MM
9	9	180205M1_10	Standard	12.500	4.76	13110.623	13110.623	12.500	12.5	0.0	NO		NO	MM
10	10	180205M1_11	Standard	12.500	4.76	9141.967	9141.967	12.500	12.5	0.0	NO		NO	MM

Compound name: 13C4-PFOS
Response Factor: 1
RRF SD: 0, Relative SD: 0
Response type: Internal Std (Ref 62), Area * (IS Conc. / IS Area)
Curve type: RF

	#	Name	Type	Std. Conc	RT	Area	IS Area	Response	Conc.	%Dev	Conc. Flag	CoD	CoD Flag	x=excluded
1	1	180205M1_2	Standard	12.500	4.85	3131.725	3131.725	12.500	12.5	0.0	NO		NO	bb
2	2	180205M1_3	Standard	12.500	4.84	3507.721	3507.721	12.500	12.5	0.0	NO		NO	bb
3	3	180205M1_4	Standard	12.500	4.84	2652.612	2652.612	12.500	12.5	0.0	NO		NO	bb
4	4	180205M1_5	Standard	12.500	4.84	2781.547	2781.547	12.500	12.5	0.0	NO		NO	bb
5	5	180205M1_6	Standard	12.500	4.84	2723.605	2723.605	12.500	12.5	0.0	NO		NO	bb
6	6	180205M1_7	Standard	12.500	4.84	2578.392	2578.392	12.500	12.5	0.0	NO		NO	bb
7	7	180205M1_8	Standard	12.500	4.84	2857.920	2857.920	12.500	12.5	0.0	NO		NO	bb
8	8	180205M1_9	Standard	12.500	4.84	3102.518	3102.518	12.500	12.5	0.0	NO		NO	bb
9	9	180205M1_10	Standard	12.500	4.84	2659.200	2659.200	12.500	12.5	0.0	NO		NO	bb
10	10	180205M1_11	Standard	12.500	4.84	2464.244	2464.244	12.500	12.5	0.0	NO		NO	bb

Dataset: F:\Projects\PFAS.PRO\Results\180205M1\180205M1-CRV.qld

Last Altered: Tuesday, February 06, 2018 09:06:52 Pacific Standard Time
Printed: Tuesday, February 06, 2018 09:08:40 Pacific Standard Time

Compound name: 13C6-PFDA
Response Factor: 1
RRF SD: 0, Relative SD: 0
Response type: Internal Std (Ref 63), Area * (IS Conc. / IS Area)
Curve type: RF

	#	Name	Type	Std. Conc	RT	Area	IS Area	Response	Conc.	%Dev	Conc. Flag	CoD	CoD Flag	x=excluded
1	1	180205M1_2	Standard	12.500	5.13	8983.354	8983.354	12.500	12.5	0.0	NO		NO	bb
2	2	180205M1_3	Standard	12.500	5.14	9115.380	9115.380	12.500	12.5	0.0	NO		NO	bb
3	3	180205M1_4	Standard	12.500	5.13	8214.631	8214.631	12.500	12.5	0.0	NO		NO	bb
4	4	180205M1_5	Standard	12.500	5.13	10021.978	10021.978	12.500	12.5	0.0	NO		NO	bb
5	5	180205M1_6	Standard	12.500	5.13	8896.504	8896.504	12.500	12.5	0.0	NO		NO	bb
6	6	180205M1_7	Standard	12.500	5.14	8253.126	8253.126	12.500	12.5	0.0	NO		NO	bb
7	7	180205M1_8	Standard	12.500	5.13	8712.786	8712.786	12.500	12.5	0.0	NO		NO	bb
8	8	180205M1_9	Standard	12.500	5.13	7979.455	7979.455	12.500	12.5	0.0	NO		NO	bb
9	9	180205M1_10	Standard	12.500	5.13	6940.661	6940.661	12.500	12.5	0.0	NO		NO	bb
10	10	180205M1_11	Standard	12.500	5.13	7235.832	7235.832	12.500	12.5	0.0	NO		NO	bb

Compound name: 13C7-PFUdA
Response Factor: 1
RRF SD: 0, Relative SD: 0
Response type: Internal Std (Ref 64), Area * (IS Conc. / IS Area)
Curve type: RF

	#	Name	Type	Std. Conc	RT	Area	IS Area	Response	Conc.	%Dev	Conc. Flag	CoD	CoD Flag	x=excluded
1	1	180205M1_2	Standard	12.500	5.46	13471.515	13471.515	12.500	12.5	0.0	NO		NO	bb
2	2	180205M1_3	Standard	12.500	5.46	11548.412	11548.412	12.500	12.5	0.0	NO		NO	bb
3	3	180205M1_4	Standard	12.500	5.45	13419.694	13419.694	12.500	12.5	0.0	NO		NO	bb
4	4	180205M1_5	Standard	12.500	5.45	11848.722	11848.722	12.500	12.5	0.0	NO		NO	bb
5	5	180205M1_6	Standard	12.500	5.45	11713.126	11713.126	12.500	12.5	0.0	NO		NO	bb
6	6	180205M1_7	Standard	12.500	5.46	11993.388	11993.388	12.500	12.5	0.0	NO		NO	bb
7	7	180205M1_8	Standard	12.500	5.45	10052.904	10052.904	12.500	12.5	0.0	NO		NO	bb
8	8	180205M1_9	Standard	12.500	5.45	12276.690	12276.690	12.500	12.5	0.0	NO		NO	bb
9	9	180205M1_10	Standard	12.500	5.46	11632.112	11632.112	12.500	12.5	0.0	NO		NO	bb
10	10	180205M1_11	Standard	12.500	5.45	9796.340	9796.340	12.500	12.5	0.0	NO		NO	bb

Dataset: F:\Projects\PFAS.PRO\Results\180205M1\180205M1-CRV.qld

Last Altered: Tuesday, February 06, 2018 09:06:52 Pacific Standard Time
Printed: Tuesday, February 06, 2018 09:08:40 Pacific Standard Time

Compound name: 13C2-4:2 FTS
Response Factor: 0.286903
RRF SD: 0.135897, Relative SD: 47.3669
Response type: Internal Std (Ref 58), Area * (IS Conc. / IS Area)
Curve type: RF

not used.

	#	Name	Type	Std. Conc	RT	Area	IS Area	Response	Conc.	%Dev	Conc. Flag	CoD	CoD Flag	x=excluded
1	1	180205M1_2	Standard	12.500	3.10	3174.638	14207.144	2.793	9.7	-22.1	NO		NO	bb
2	2	180205M1_3	Standard	12.500	3.10	3023.639	14180.340	2.665	9.3	-25.7	NO		NO	bb
3	3	180205M1_4	Standard	12.500	3.10	2703.209	12421.671	2.720	9.5	-24.1	NO		NO	bb
4	4	180205M1_5	Standard	12.500	3.10	2887.699	12960.338	2.785	9.7	-22.3	NO		NO	bb
5	5	180205M1_6	Standard	12.500	3.10	2420.153	12194.845	2.481	8.6	-30.8	NO		NO	bb
6	6	180205M1_7	Standard	12.500	3.10	2771.986	12713.140	2.726	9.5	-24.0	NO		NO	bb
7	7	180205M1_8	Standard	12.500	3.10	3118.340	12854.285	3.032	10.6	-15.4	NO		NO	bb
8	8	180205M1_9	Standard	12.500	3.10	3567.199	13082.049	3.408	11.9	-5.0	NO		NO	bb
9	9	180205M1_10	Standard	12.500	3.10	4864.248	10958.029	5.549	19.3	54.7	NO		NO	bb
10	10	180205M1_11	Standard	12.500	3.10	6306.918	10234.262	7.703	26.8	114.8	NO		NO	bb

Vista Analytical Laboratory

Dataset: F:\Projects\PFAS.PRO\Results\180205M1\180205M1-CRV.qld

Last Altered: Tuesday, February 06, 2018 09:06:52 Pacific Standard Time
Printed: Tuesday, February 06, 2018 09:08:40 Pacific Standard Time

Method: F:\Projects\PFAS.PRO\MethDB\PFAS_FULL_80C_020218.mdb 05 Feb 2018 15:16:58
Calibration: F:\Projects\PFAS.PRO\CurveDB\C18_VAL-PFAS_Q4_02-05-18-FULL.cdb 06 Feb 2018 09:06:52

Name: 180205M1_2, Date: 05-Feb-2018, Time: 12:04:38, ID: ST180205M1-1 PFC CS-2 18A3007, Description: PFC CS-2 18A3007

	#	Name	IS#	CoD	CoD Flag	%RSD
1	1	PFBA	34	0.9988	NO	
2	2	PFPeA	35	0.9996	NO	
3	3	PFBS	36	0.9993	NO	
4	4	4:2 FTS	36	0.9994	NO	
5	5	PFHxA	37	0.9999	NO	
6	6	PFPeS	36	0.9943	NO	
7	7	PFHpA	38	0.9985	NO	
8	8	L-PFHxS	39	0.9993	NO	
9	10	6:2 FTS	41	0.9990	NO	
10	11	L-PFOA	41	0.9949	NO	
11	13	PFHpS	44	0.9989	NO	
12	14	PFNA	42	0.9997	NO	
13	15	PFOSA	43	0.9925	NO	
14	16	L-PFOS	44	0.9920	NO	
15	18	PFDA	45	0.9971	NO	
16	19	8:2 FTS	41	0.9991	NO	
17	20	PFNS	44	0.9930	NO	
18	21	N-MeFOSAA	47	0.9988	NO	
19	22	N-EtFOSAA	48	0.9973	NO	
20	23	PFUdA	49	0.9976	NO	
21	24	PFDS	50	0.9958	NO	
22	25	PFDoA	50	0.9991	NO	
23	26	N-MeFOSA	51	0.9949	NO	
24	27	PFTrDA	52	0.9939	NO	
25	28	PFTeDA	52	0.9950	NO	
26	29	N-EtFOSA	53	0.9995	NO	
27	30	PFHxDA	54	0.9987	NO	
28	31	PFODA	54	0.9959	NO	
29	32	N-MeFOSE	55	0.9997	NO	
30	33	N-EtFOSE	56	0.9974	NO	
31	34	13C3-PFBA	57		NO	3.626

Dataset: F:\Projects\PFAS.PRO\Results\180205M1\180205M1-CRV.qld

Last Altered: Tuesday, February 06, 2018 09:06:52 Pacific Standard Time
Printed: Tuesday, February 06, 2018 09:08:40 Pacific Standard Time

Name: 180205M1_2, Date: 05-Feb-2018, Time: 12:04:38, ID: ST180205M1-1 PFC CS-2 18A3007, Description: PFC CS-2 18A3007

	#	Name	IS#	CoD	CoD Flag	%RSD
32	35	13C3-PFPeA	58		NO	7.854
33	36	13C3-PFBS	58		NO	5.639
34	37	13C2-PFHxA	58		NO	5.027
35	38	13C4-PFHpA	58		NO	5.049
36	39	18O2-PFHxS	59		NO	7.288
37	40	13C2-6:2 FTS	60		NO	19.106
38	41	13C2-PFOA	60		NO	10.435
39	42	13C5-PFNA	61		NO	12.887
40	43	13C8-PFOSA	64		NO	5.536
41	44	13C8-PFOS	62		NO	8.115
42	45	13C2-PFDA	63		NO	12.125
43	46	13C2-8:2 FTS	58		NO	14.021
44	47	d3-N-MeFOSAA	64		NO	9.072
45	48	d5-N-EtFOSAA	64		NO	12.398
46	49	13C2-PFUdA	64		NO	18.120
47	50	13C2-PFDoA	64		NO	10.818
48	51	d3-N-MeFOSA	64		NO	8.869
49	52	13C2-PFTeDA	64		NO	16.188
50	53	d5-N-ETFOSA	64		NO	7.909
51	54	13C2-PFHxDA	64		NO	17.686
52	55	d7-N-MeFOSE	64		NO	12.059
53	56	d9-N-EtFOSE	64		NO	16.572
54	57	13C4-PFBA	57		NO	0.000
55	58	13C5-PFHxA	58		NO	0.000
56	59	13C3-PFHxS	59		NO	0.000
57	60	13C8-PFOA	60		NO	0.000
58	61	13C9-PFNA	61		NO	0.000
59	62	13C4-PFOS	62		NO	0.000
60	63	13C6-PFDA	63		NO	0.000
61	64	13C7-PFUdA	64		NO	0.000
62	72	13C2-4:2 FTS	58		NO	47.367

Vista Analytical Laboratory

Dataset: Untitled

Last Altered: Tuesday, February 06, 2018 09:00:10 Pacific Standard Time
Printed: Tuesday, February 06, 2018 09:00:46 Pacific Standard Time

Method: F:\Projects\PFAS.PRO\MethDB\PFAS_FULL_80C_020218.mdb 05 Feb 2018 15:16:58
Calibration: F:\Projects\PFAS.PRO\CurveDB\C18_VAL-PFAS_Q4_02-05-18-FULL.cdb 06 Feb 2018 08:49:29

Compound name: PFBA

	Name	ID	Acq.Date	Acq.Time
1	180205M1_1	IPA	05-Feb-18	11:53:14
2	180205M1_2	ST180205M1-1 PFC CS-2 18A3007	05-Feb-18	12:04:38
3	180205M1_3	ST180205M1-2 PFC CS-1 18A3008	05-Feb-18	12:16:04
4	180205M1_4	ST180205M1-3 PFC CS0 18A3009	05-Feb-18	12:27:31
5	180205M1_5	ST180205M1-4 PFC CS1 18A3010	05-Feb-18	12:38:58
6	180205M1_6	ST180205M1-5 PFC CS2 18A3011	05-Feb-18	12:50:27
7	180205M1_7	ST180205M1-6 PFC CS3 18A3012	05-Feb-18	13:01:56
8	180205M1_8	ST180205M1-7 PFC CS4 18A3013	05-Feb-18	13:13:25
9	180205M1_9	ST180205M1-8 PFC CS5 18A3014	05-Feb-18	13:24:55
10	180205M1_10	ST180205M1-9 PFC CS6 18A3015	05-Feb-18	13:36:22
11	180205M1_11	ST180205M1-10 PFC CS7 18A3016	05-Feb-18	13:47:52
12	180205M1_12	IPA	05-Feb-18	13:59:22
13	180205M1_13	ICV180205M1-1 PFC ICV 18A3006	05-Feb-18	14:10:49

Vista Analytical Laboratory Q1

Dataset: F:\Projects\PFAS.PRO\Results\180205M1\180205M1-CRV.qld

Last Altered: Tuesday, February 06, 2018 08:49:29 Pacific Standard Time
Printed: Tuesday, February 06, 2018 08:53:14 Pacific Standard Time

Method: F:\Projects\PFAS.PRO\MethDB\PFAS_FULL_80C_020218.mdb 05 Feb 2018 15:16:58
Calibration: F:\Projects\PFAS.PRO\CurveDB\C18_VAL-PFAS_Q4_02-05-18-FULL.cdb 06 Feb 2018 08:49:29

Compound name: PFBA
Correlation coefficient: r = 0.999386, r^2 = 0.998773
Calibration curve: 1.09309 * x + 0.0259553
Response type: Internal Std (Ref 34), Area * (IS Conc. / IS Area)
Curve type: Linear, Origin: Include, Weighting: 1/x, Axis trans: None

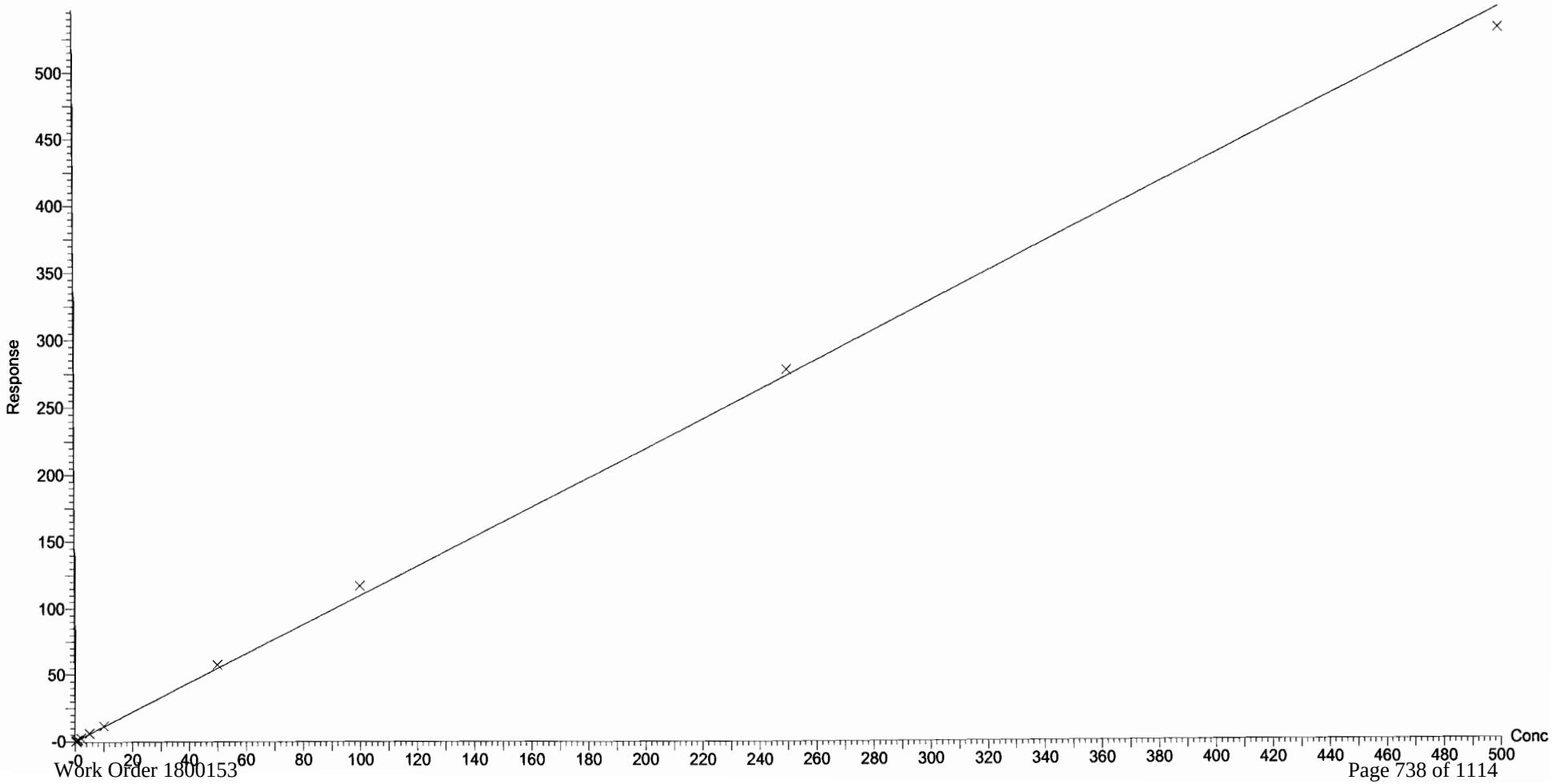

Dataset: F:\Projects\PFAS.PRO\Results\180205M1\180205M1-CRV.qld

Last Altered: Tuesday, February 06, 2018 08:49:29 Pacific Standard Time
Printed: Tuesday, February 06, 2018 08:53:14 Pacific Standard Time

Compound name: PFPeA
Correlation coefficient: r = 0.999812, r^2 = 0.999624
Calibration curve: 0.964836 * x + 0.0930119
Response type: Internal Std (Ref 35), Area * (IS Conc. / IS Area)
Curve type: Linear, Origin: Exclude, Weighting: 1/x, Axis trans: None

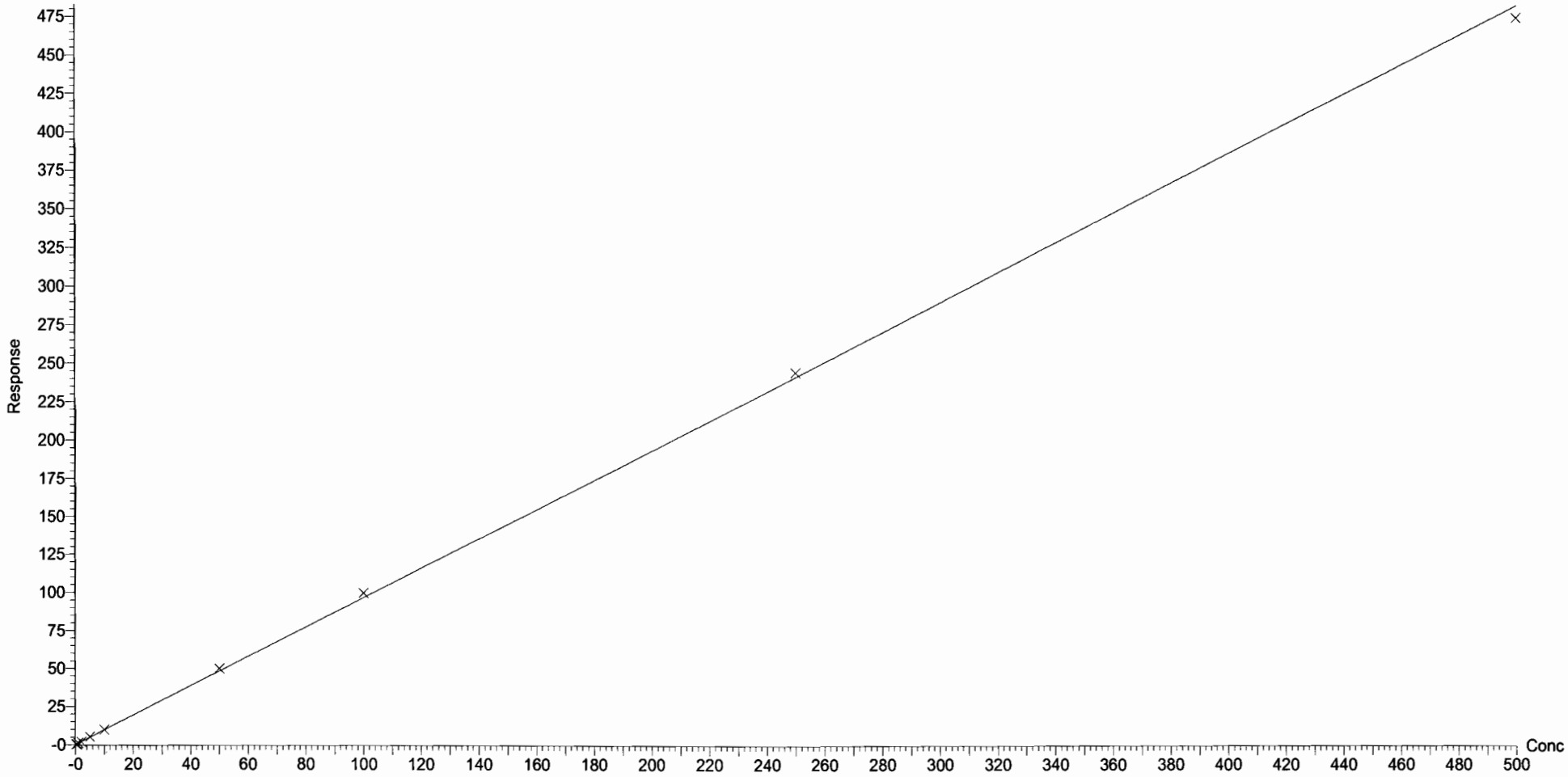

Dataset: F:\Projects\PFAS.PRO\Results\180205M1\180205M1-CRV.qld

Last Altered: Tuesday, February 06, 2018 08:49:29 Pacific Standard Time
Printed: Tuesday, February 06, 2018 08:53:14 Pacific Standard Time

Compound name: PFBS
Coefficient of Determination: R^2 = 0.999344
Calibration curve: -0.00019974 * x^2 + 1.89439 * x + -0.0235196
Response type: Internal Std (Ref 36), Area * (IS Conc. / IS Area)
Curve type: 2nd Order, Origin: Exclude, Weighting: 1/x, Axis trans: None

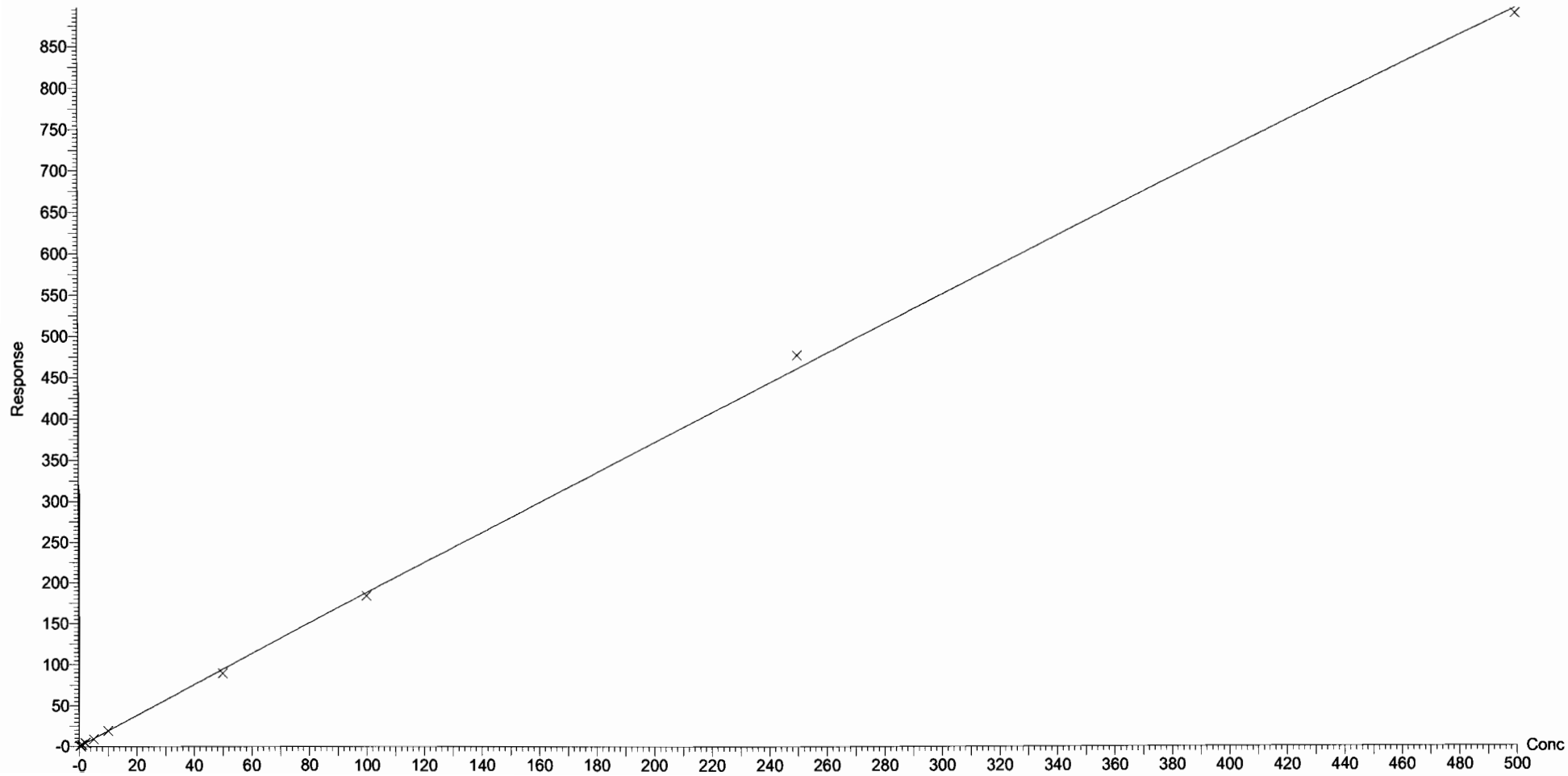

Dataset: F:\Projects\PFAS.PRO\Results\180205M1\180205M1-CRV.qld

Last Altered: Tuesday, February 06, 2018 08:49:29 Pacific Standard Time
Printed: Tuesday, February 06, 2018 08:53:14 Pacific Standard Time

Compound name: 4:2 FTS
Coefficient of Determination: R^2 = 0.999379
Calibration curve: -0.000386556 * x^2 + 1.68052 * x + -0.0388557
Response type: Internal Std (Ref 36), Area * (IS Conc. / IS Area)
Curve type: 2nd Order, Origin: Exclude, Weighting: 1/x, Axis trans: None

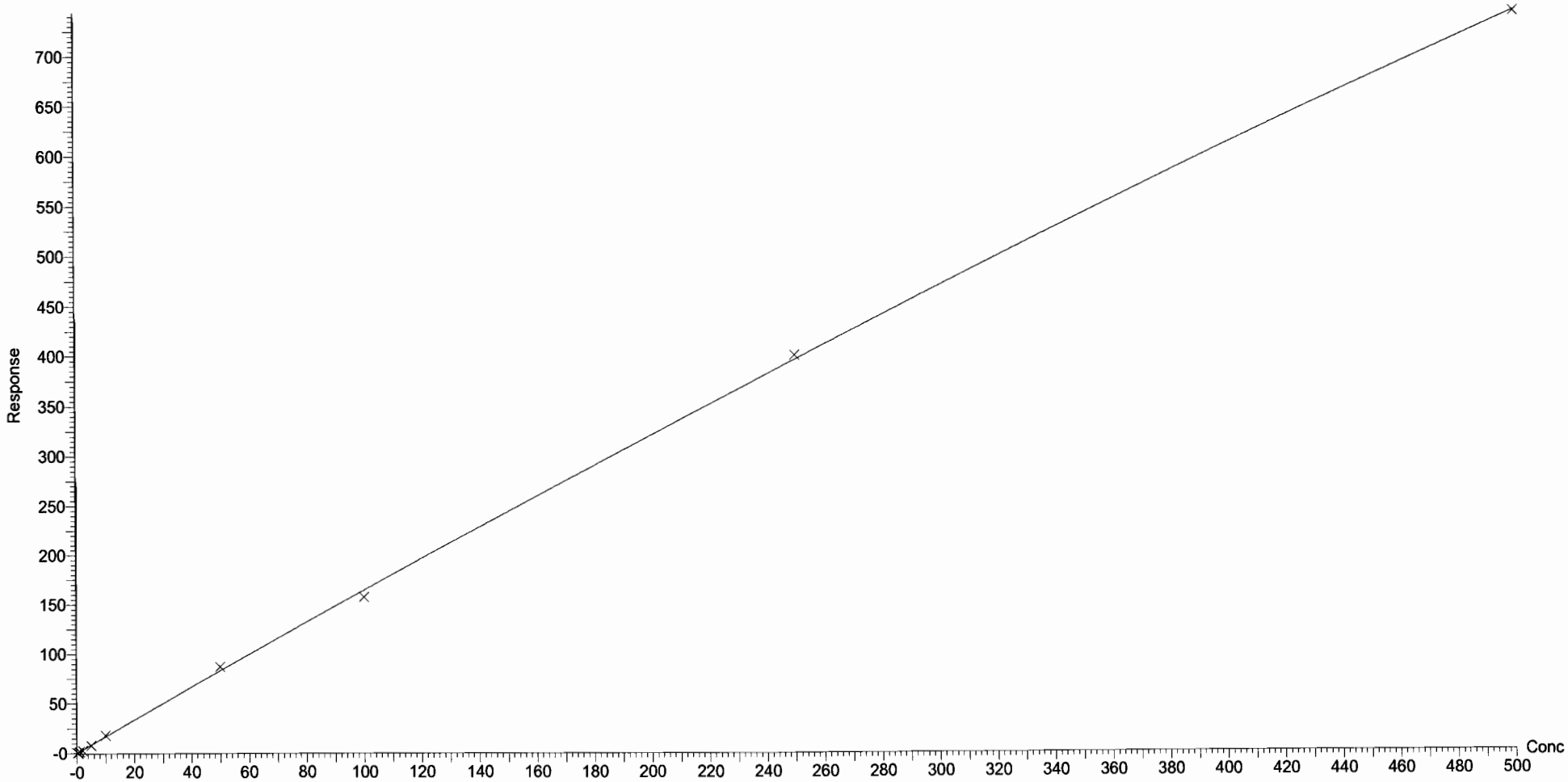

Dataset: F:\Projects\PFAS.PRO\Results\180205M1\180205M1-CRV.qld

Last Altered: Tuesday, February 06, 2018 08:49:29 Pacific Standard Time
Printed: Tuesday, February 06, 2018 08:53:14 Pacific Standard Time

Compound name: PFHxA
Coefficient of Determination: R^2 = 0.999926
Calibration curve: 0.000103819 * x^2 + 1.50456 * x + 0.0461584
Response type: Internal Std (Ref 37), Area * (IS Conc. / IS Area)
Curve type: 2nd Order, Origin: Include, Weighting: 1/x, Axis trans: None

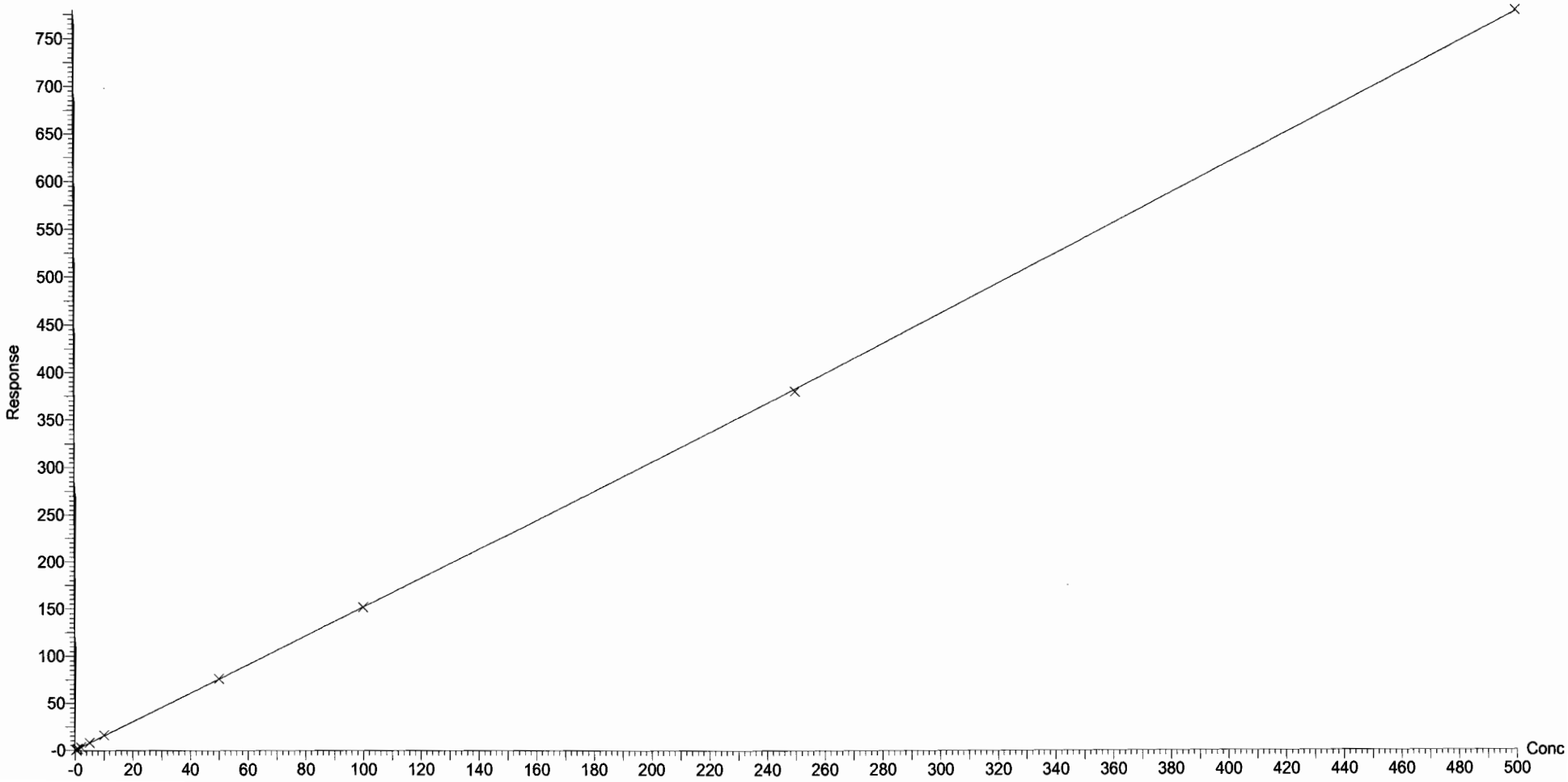

Dataset: F:\Projects\PFAS.PRO\Results\180205M1\180205M1-CRV.qld

Last Altered: Tuesday, February 06, 2018 08:49:29 Pacific Standard Time
Printed: Tuesday, February 06, 2018 08:53:14 Pacific Standard Time

Compound name: PFPeS
Correlation coefficient: r = 0.997169, r^2 = 0.994345
Calibration curve: 1.94685 * x + 0.126058
Response type: Internal Std (Ref 36), Area * (IS Conc. / IS Area)
Curve type: Linear, Origin: Exclude, Weighting: 1/x, Axis trans: None

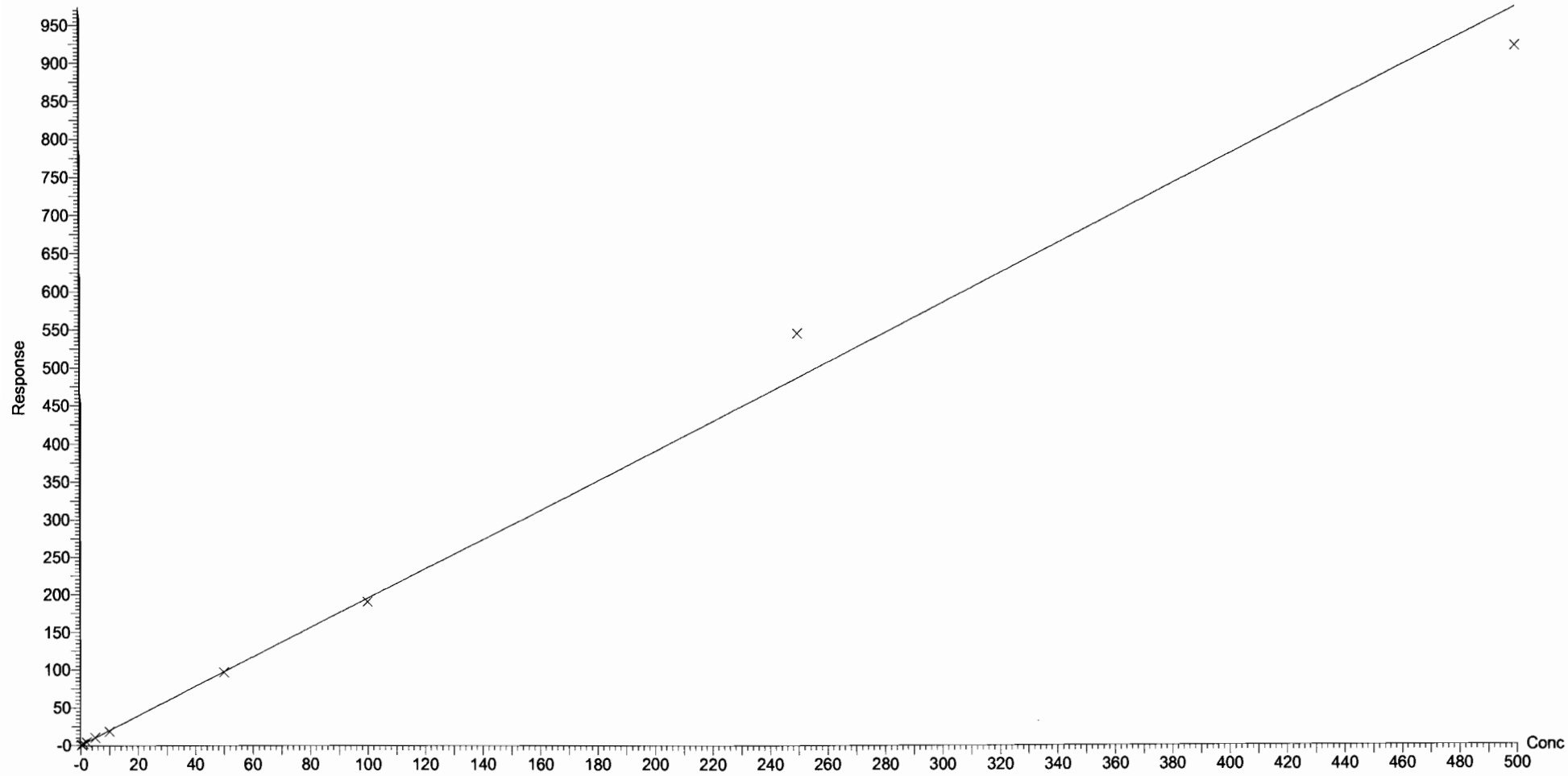

Dataset: F:\Projects\PFAS.PRO\Results\180205M1\180205M1-CRV.qld

Last Altered: Tuesday, February 06, 2018 08:49:29 Pacific Standard Time
Printed: Tuesday, February 06, 2018 08:53:14 Pacific Standard Time

Compound name: PFHpA
Correlation coefficient: r = 0.999256, r^2 = 0.998512
Calibration curve: 1.23316 * x + 0.0812379
Response type: Internal Std (Ref 38), Area * (IS Conc. / IS Area)
Curve type: Linear, Origin: Exclude, Weighting: 1/x, Axis trans: None

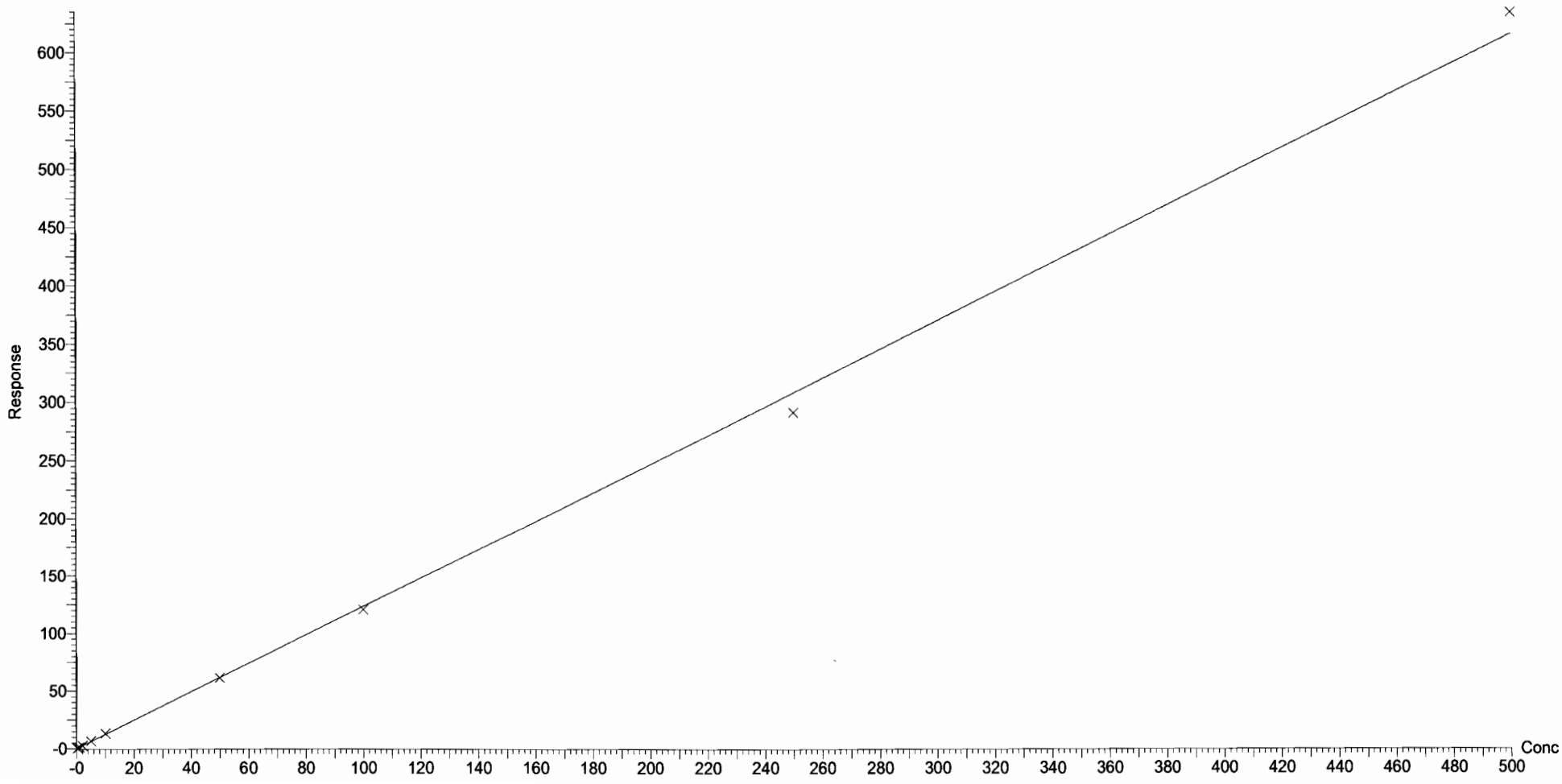

Dataset: F:\Projects\PFAS.PRO\Results\180205M1\180205M1-CRV.qld

Last Altered: Tuesday, February 06, 2018 09:06:52 Pacific Standard Time
Printed: Tuesday, February 06, 2018 09:07:42 Pacific Standard Time

Method: F:\Projects\PFAS.PRO\MethDB\PFAS_FULL_80C_020218.mdb 05 Feb 2018 15:16:58
Calibration: F:\Projects\PFAS.PRO\CurveDB\C18_VAL-PFAS_Q4_02-05-18-FULL.cdb 06 Feb 2018 09:06:52

Compound name: L-PFHxS
Coefficient of Determination: R^2 = 0.999287
Calibration curve: 8.67729e-005 * x^2 + 1.83166 * x + 0.0909919
Response type: Internal Std (Ref 39), Area * (IS Conc. / IS Area)
Curve type: 2nd Order, Origin: Exclude, Weighting: 1/x, Axis trans: None

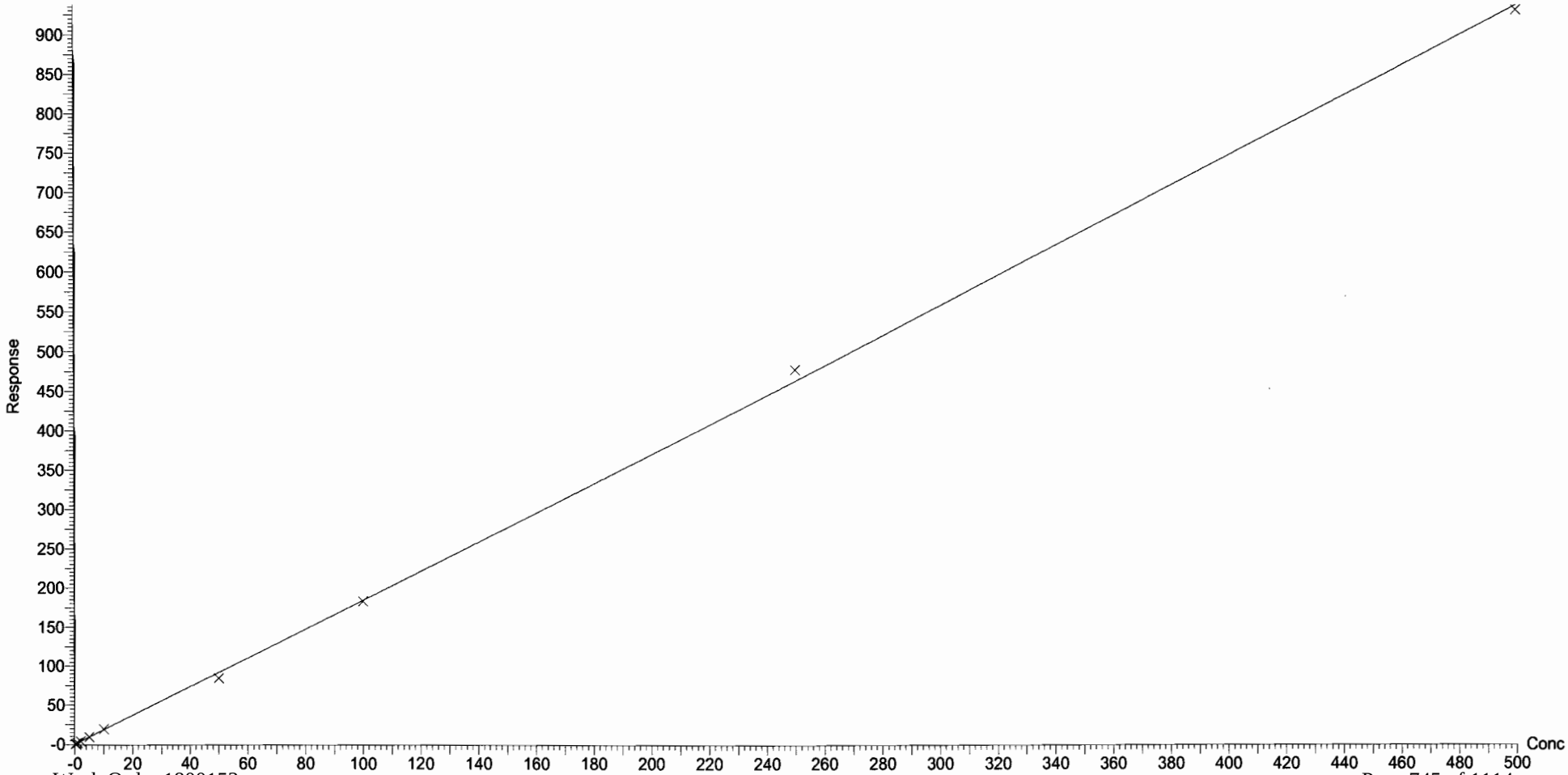

Dataset: F:\Projects\PFAS.PRO\Results\180205M1\180205M1-CRV.qld

Last Altered: Tuesday, February 06, 2018 08:49:29 Pacific Standard Time
Printed: Tuesday, February 06, 2018 08:53:14 Pacific Standard Time

Compound name: 6:2 FTS
Coefficient of Determination: R^2 = 0.999028
Calibration curve: -0.000183352 * x^2 + 0.260815 * x + -0.00597784
Response type: Internal Std (Ref 41), Area * (IS Conc. / IS Area)
Curve type: 2nd Order, Origin: Include, Weighting: 1/x, Axis trans: None

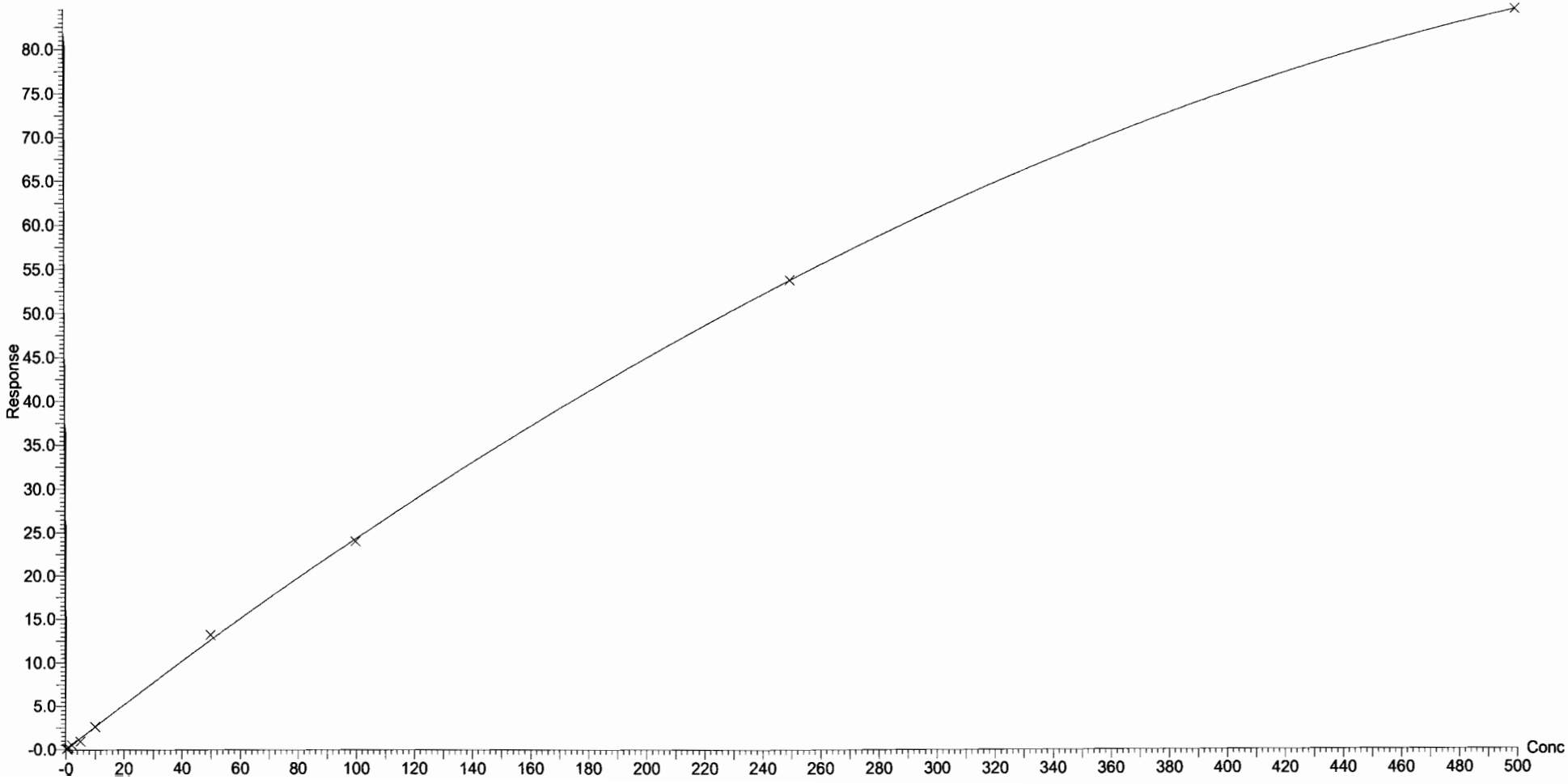

Dataset: F:\Projects\PFAS.PRO\Results\180205M1\180205M1-CRV.qld

Last Altered: Tuesday, February 06, 2018 08:49:29 Pacific Standard Time
Printed: Tuesday, February 06, 2018 08:53:14 Pacific Standard Time

Compound name: L-PFOA
Coefficient of Determination: R^2 = 0.994873
Calibration curve: -0.000138522 * x^2 + 0.942967 * x + 0.133643
Response type: Internal Std (Ref 41), Area * (IS Conc. / IS Area)
Curve type: 2nd Order, Origin: Exclude, Weighting: 1/x, Axis trans: None

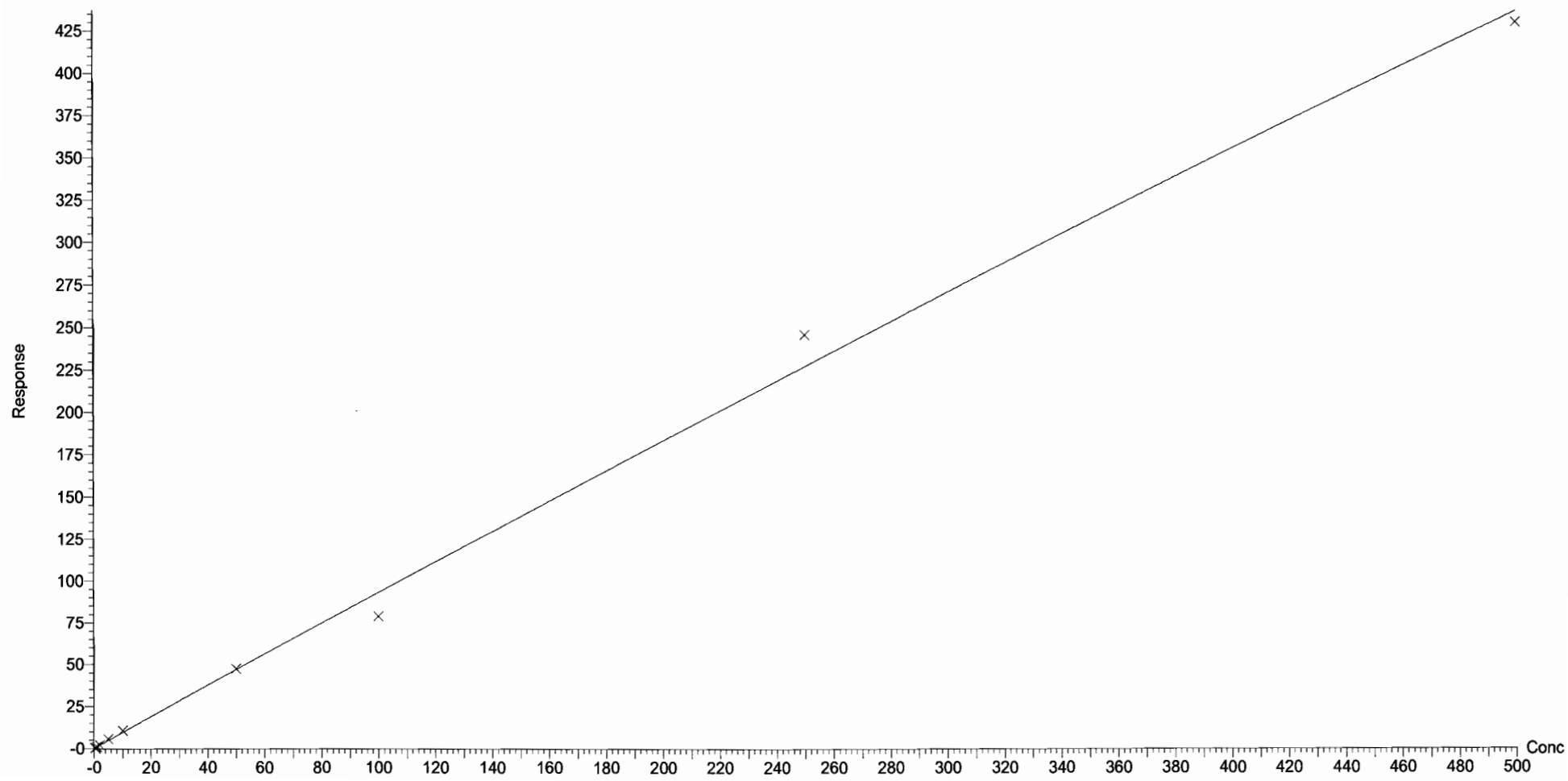

Dataset: F:\Projects\PFAS.PRO\Results\180205M1\180205M1-CRV.qld

Last Altered: Tuesday, February 06, 2018 08:49:29 Pacific Standard Time
Printed: Tuesday, February 06, 2018 08:53:14 Pacific Standard Time

Compound name: PFHpS
Coefficient of Determination: R^2 = 0.998876
Calibration curve: -0.00320317 * x^2 + 1.18129 * x + -0.0785414
Response type: Internal Std (Ref 44), Area * (IS Conc. / IS Area)
Curve type: 2nd Order, Origin: Include, Weighting: 1/x, Axis trans: None

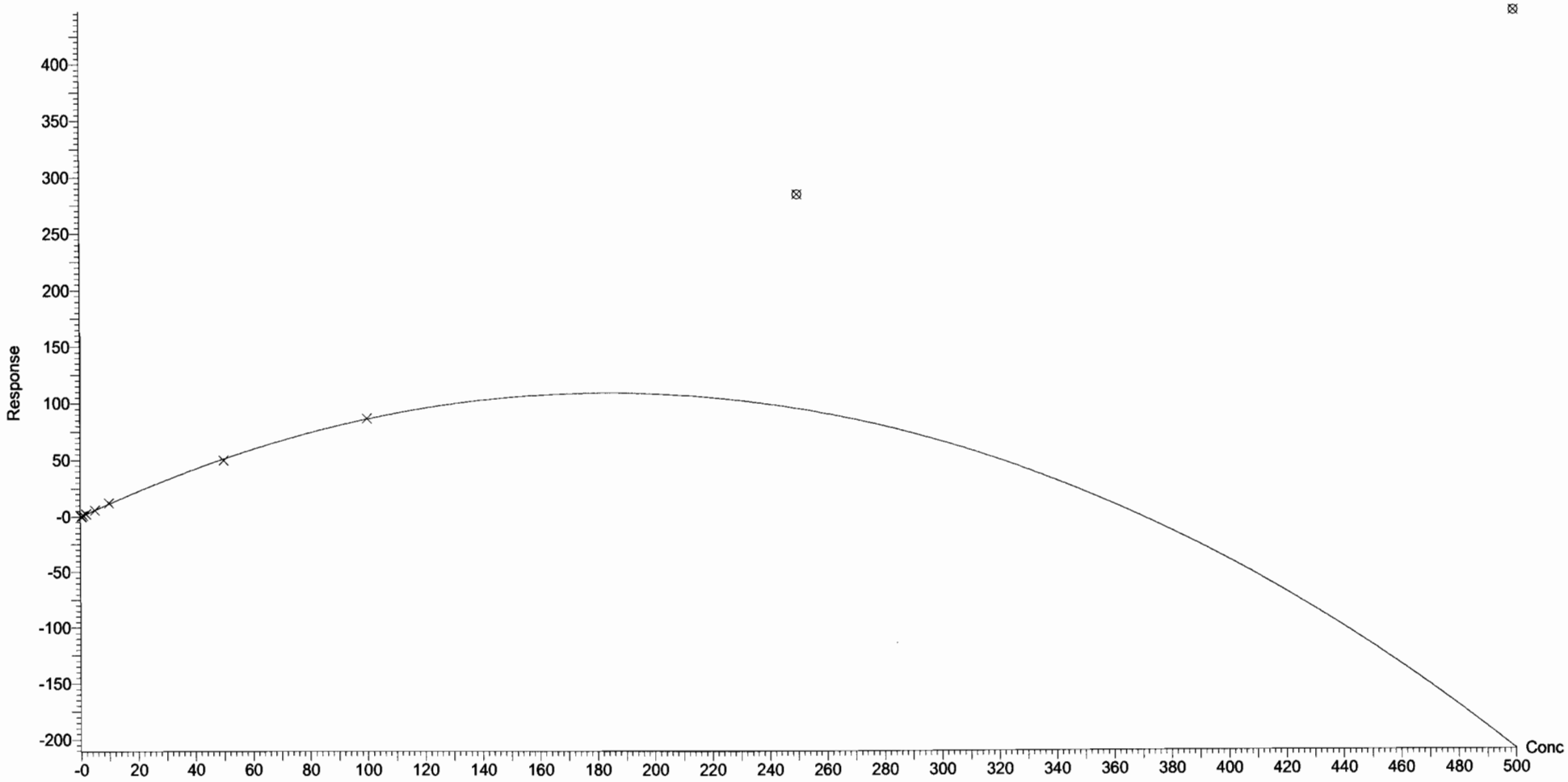

Dataset: F:\Projects\PFAS.PRO\Results\180205M1\180205M1-CRV.qld

Last Altered: Tuesday, February 06, 2018 08:49:29 Pacific Standard Time
Printed: Tuesday, February 06, 2018 08:53:14 Pacific Standard Time

Compound name: PFNA
Coefficient of Determination: R^2 = 0.999682
Calibration curve: -0.000346423 * x^2 + 1.22978 * x + 0.0495249
Response type: Internal Std (Ref 42), Area * (IS Conc. / IS Area)
Curve type: 2nd Order, Origin: Exclude, Weighting: 1/x, Axis trans: None

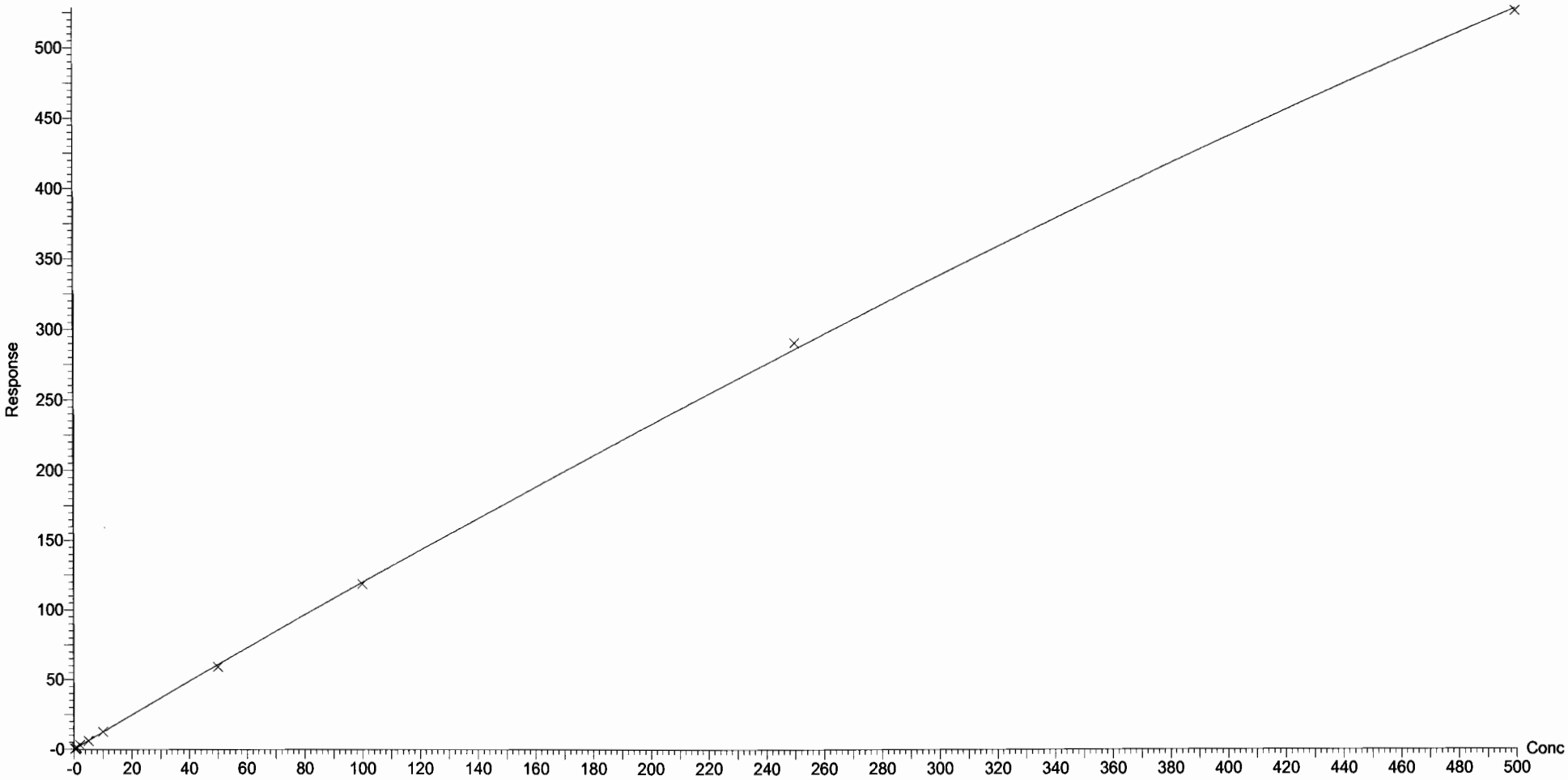

Vista Analytical Laboratory Q1

Dataset: F:\Projects\PFAS.PRO\Results\180205M1\180205M1-CRV.qld

Last Altered: Tuesday, February 06, 2018 08:49:29 Pacific Standard Time
Printed: Tuesday, February 06, 2018 08:53:14 Pacific Standard Time

Compound name: PFOSA
Correlation coefficient: r = 0.996260, r^2 = 0.992534
Calibration curve: 1.06297 * x + -0.0116064
Response type: Internal Std (Ref 43), Area * (IS Conc. / IS Area)
Curve type: Linear, Origin: Exclude, Weighting: 1/x, Axis trans: None

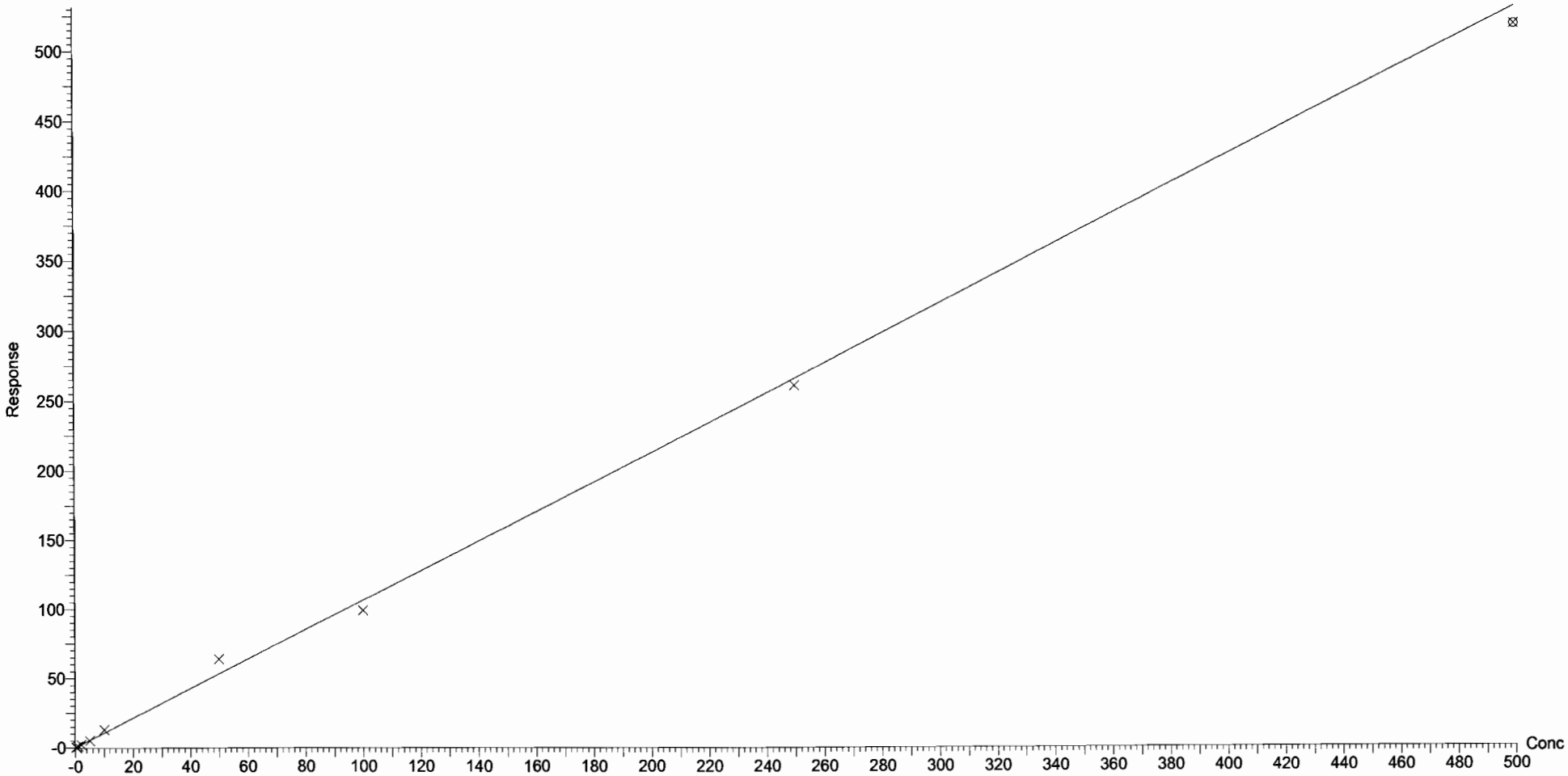

Dataset: F:\Projects\PFAS.PRO\Results\180205M1\180205M1-CRV.qld

Last Altered: Tuesday, February 06, 2018 08:49:29 Pacific Standard Time
Printed: Tuesday, February 06, 2018 08:53:14 Pacific Standard Time

Compound name: L-PFOS
Coefficient of Determination: R^2 = 0.992041
Calibration curve: -0.000459849 * x^2 + 1.13076 * x + -0.0806935
Response type: Internal Std (Ref 44), Area * (IS Conc. / IS Area)
Curve type: 2nd Order, Origin: Exclude, Weighting: 1/x, Axis trans: None

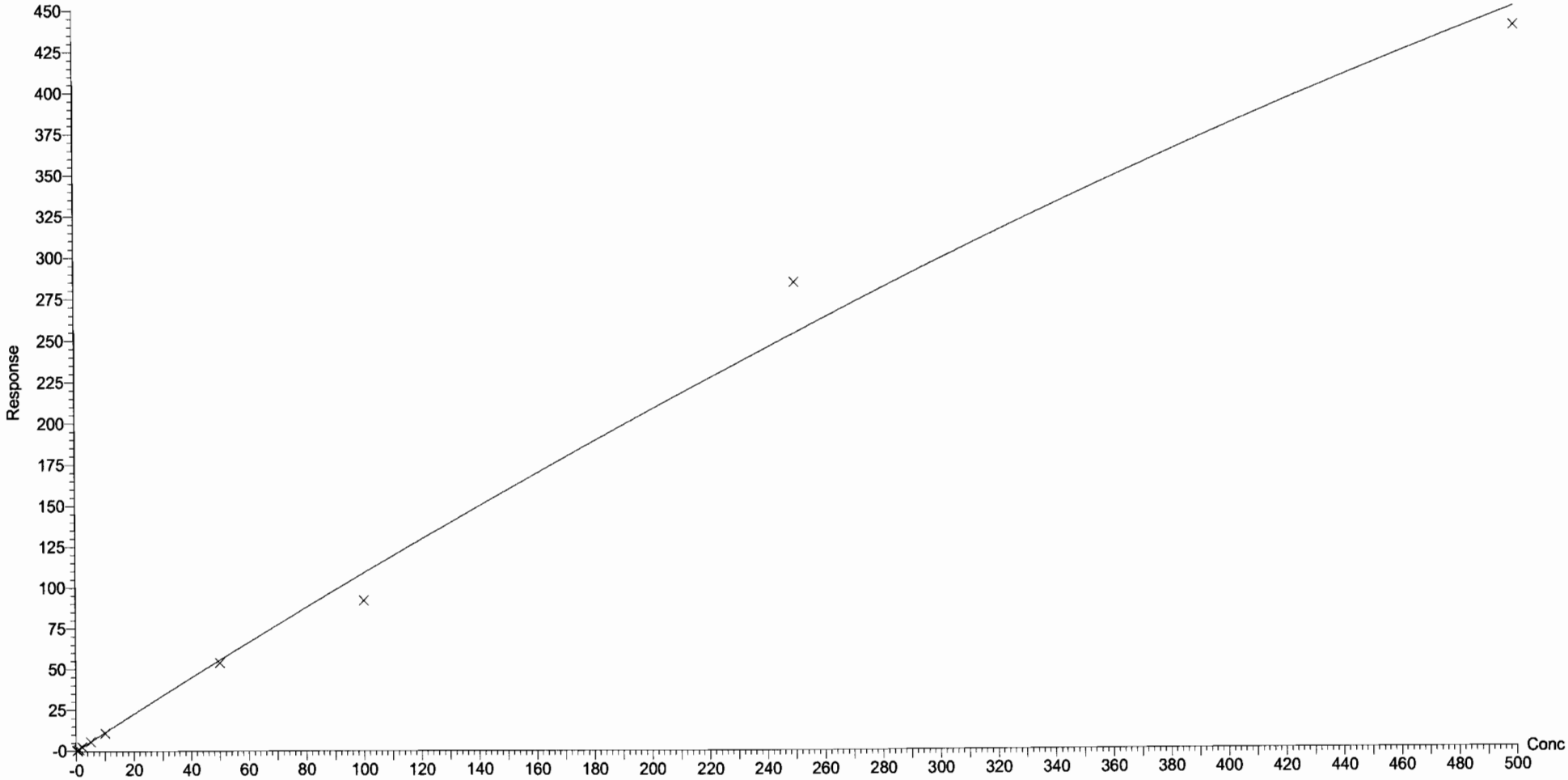

Dataset: F:\Projects\PFAS.PRO\Results\180205M1\180205M1-CRV.qld

Last Altered: Tuesday, February 06, 2018 08:49:29 Pacific Standard Time
Printed: Tuesday, February 06, 2018 08:53:14 Pacific Standard Time

Compound name: PFDA
Coefficient of Determination: R^2 = 0.997055
Calibration curve: -0.000427494 * x^2 + 1.25663 * x + -0.168259
Response type: Internal Std (Ref 45), Area * (IS Conc. / IS Area)
Curve type: 2nd Order, Origin: Exclude, Weighting: 1/x, Axis trans: None

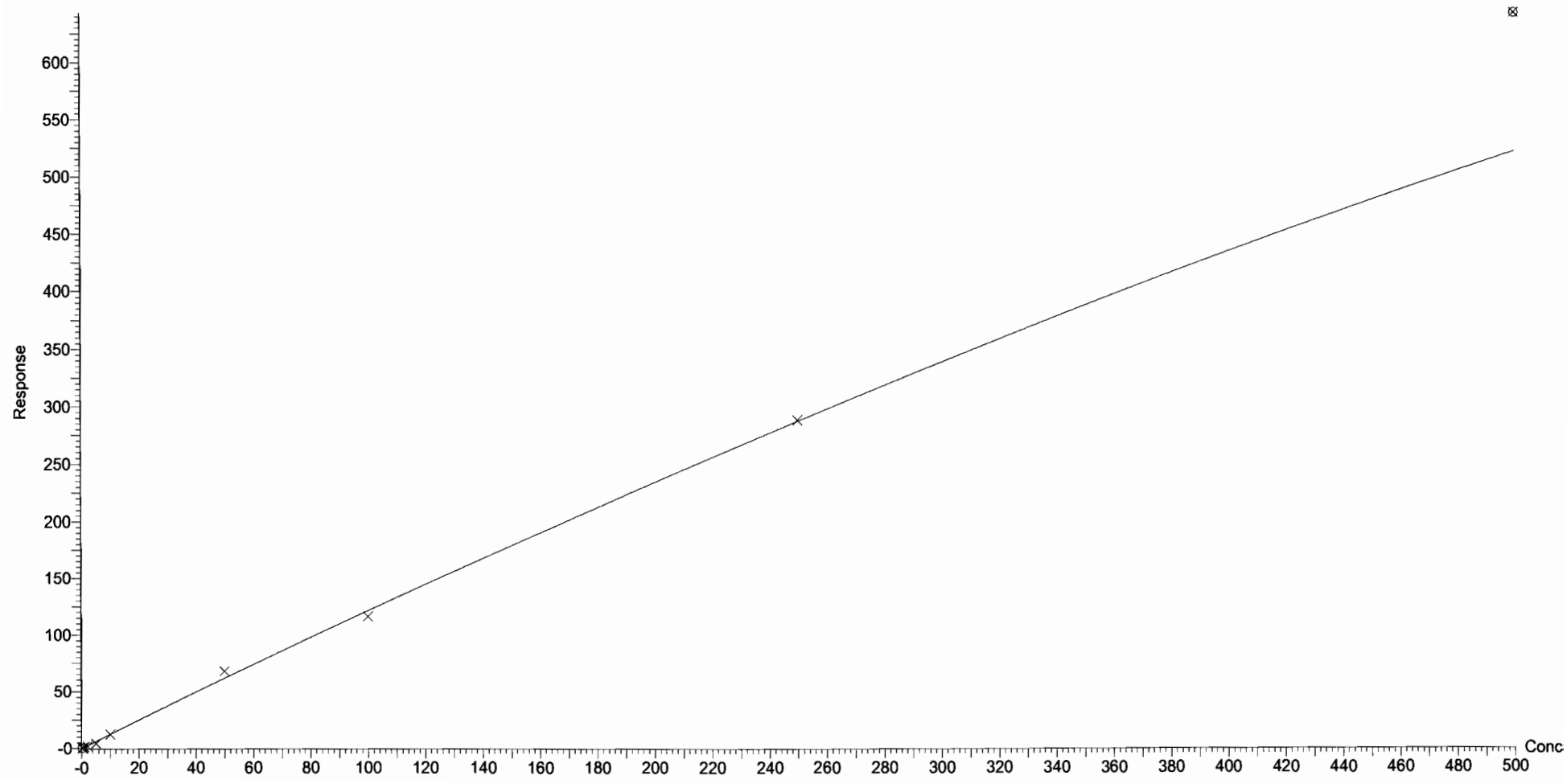

Dataset: F:\Projects\PFAS.PRO\Results\180205M1\180205M1-CRV.qld

Last Altered: Tuesday, February 06, 2018 08:49:29 Pacific Standard Time
Printed: Tuesday, February 06, 2018 08:53:14 Pacific Standard Time

Compound name: 8:2 FTS
Coefficient of Determination: R^2 = 0.999052
Calibration curve: -8.73283e-005 * x^2 + 0.230675 * x + 0.00690415
Response type: Internal Std (Ref 41), Area * (IS Conc. / IS Area)
Curve type: 2nd Order, Origin: Include, Weighting: 1/x, Axis trans: None

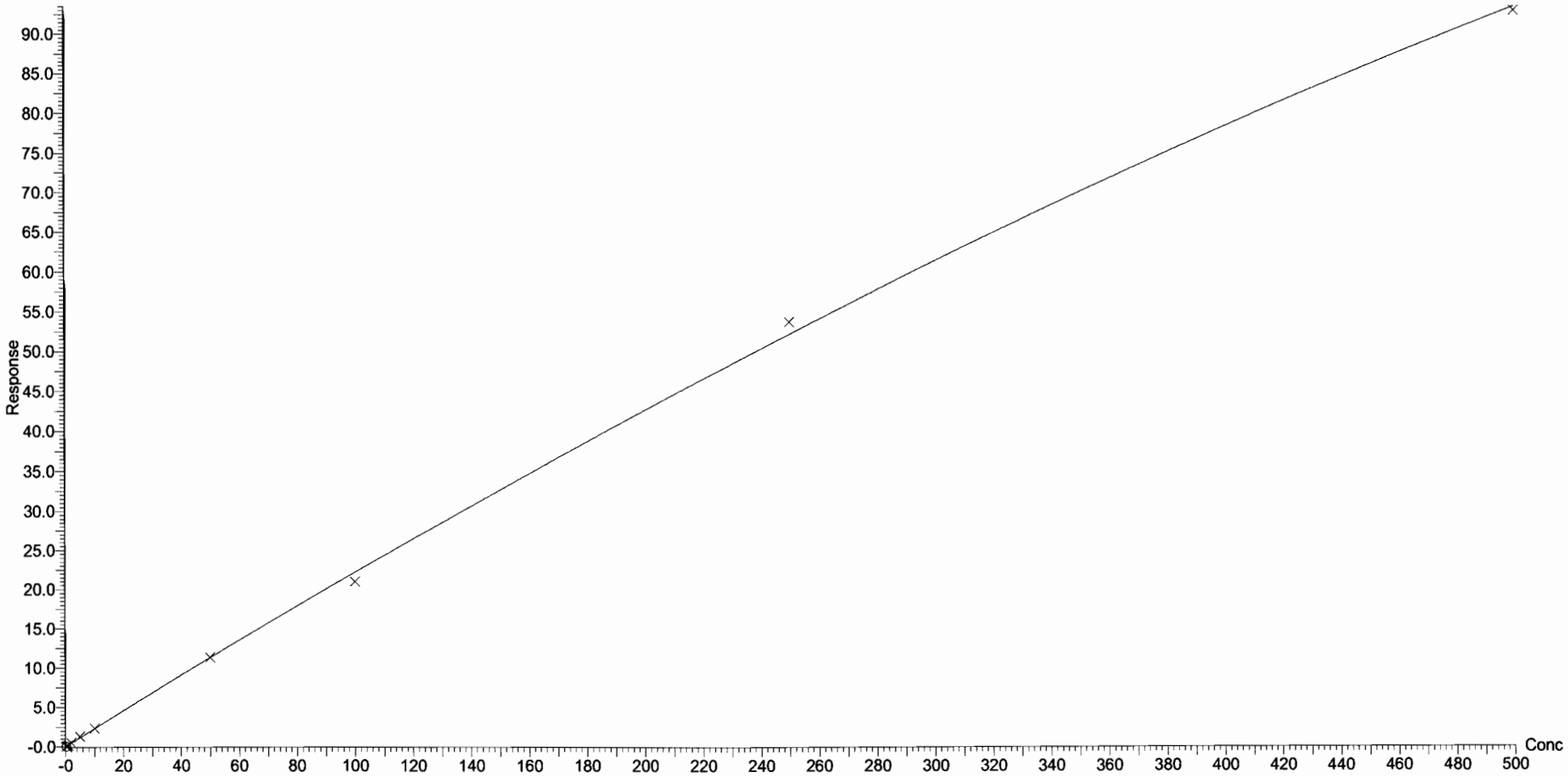

Vista Analytical Laboratory Q1

Dataset: F:\Projects\PFAS.PRO\Results\180205M1\180205M1-CRV.qld

Last Altered: Tuesday, February 06, 2018 08:49:29 Pacific Standard Time
Printed: Tuesday, February 06, 2018 08:53:14 Pacific Standard Time

Compound name: PFNS
Coefficient of Determination: R^2 = 0.992981
Calibration curve: -0.000121998 * x^2 + 0.854418 * x + -0.00270057
Response type: Internal Std (Ref 44), Area * (IS Conc. / IS Area)
Curve type: 2nd Order, Origin: Exclude, Weighting: 1/x, Axis trans: None

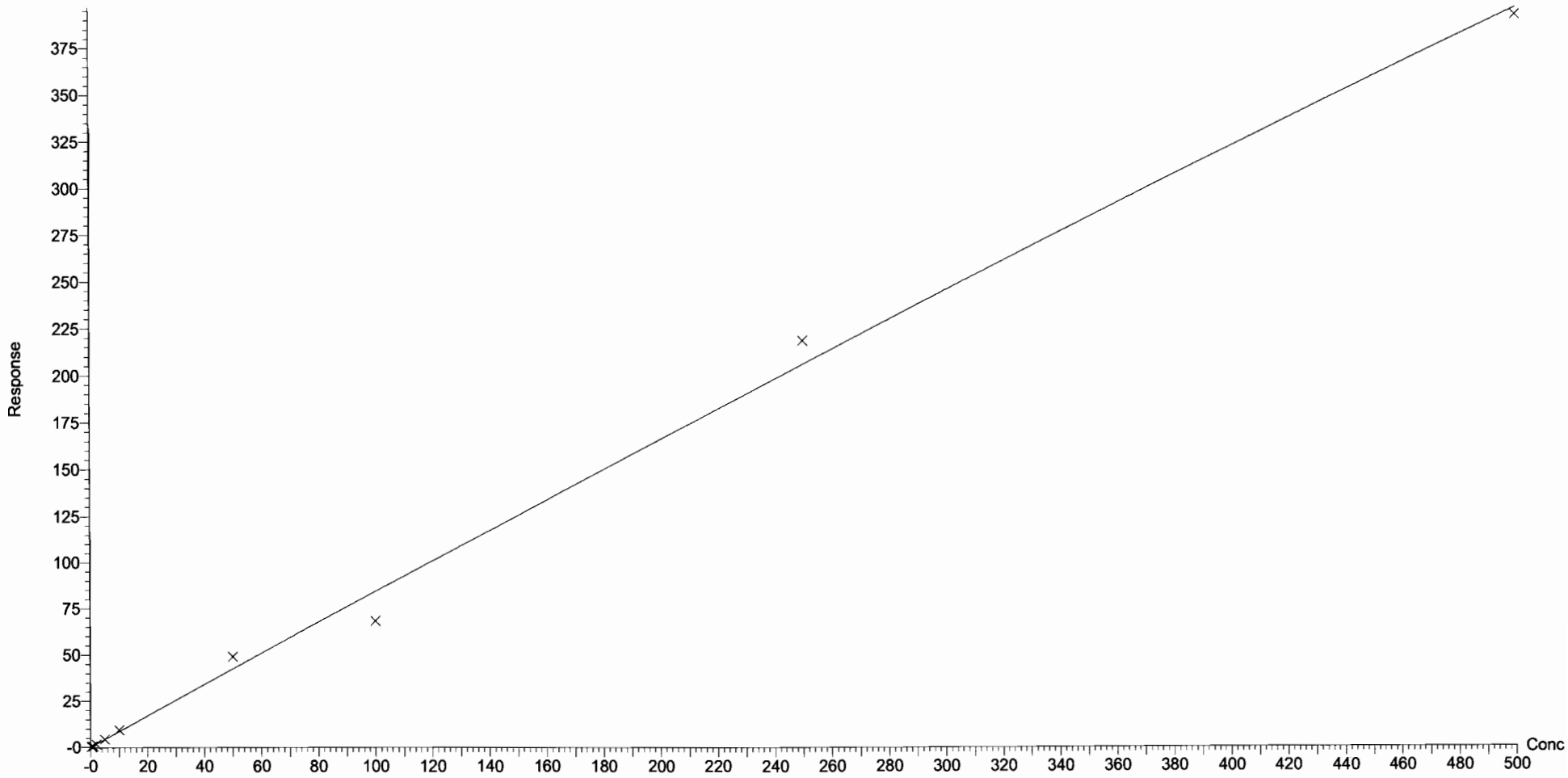

Dataset: F:\Projects\PFAS.PRO\Results\180205M1\180205M1-CRV.qld

Last Altered: Tuesday, February 06, 2018 08:49:29 Pacific Standard Time
Printed: Tuesday, February 06, 2018 08:53:14 Pacific Standard Time

Compound name: N-MeFOSAA
Coefficient of Determination: R^2 = 0.998764
Calibration curve: 3.01342e-005 * x^2 + 1.35675 * x + -0.0851455
Response type: Internal Std (Ref 47), Area * (IS Conc. / IS Area)
Curve type: 2nd Order, Origin: Include, Weighting: 1/x, Axis trans: None

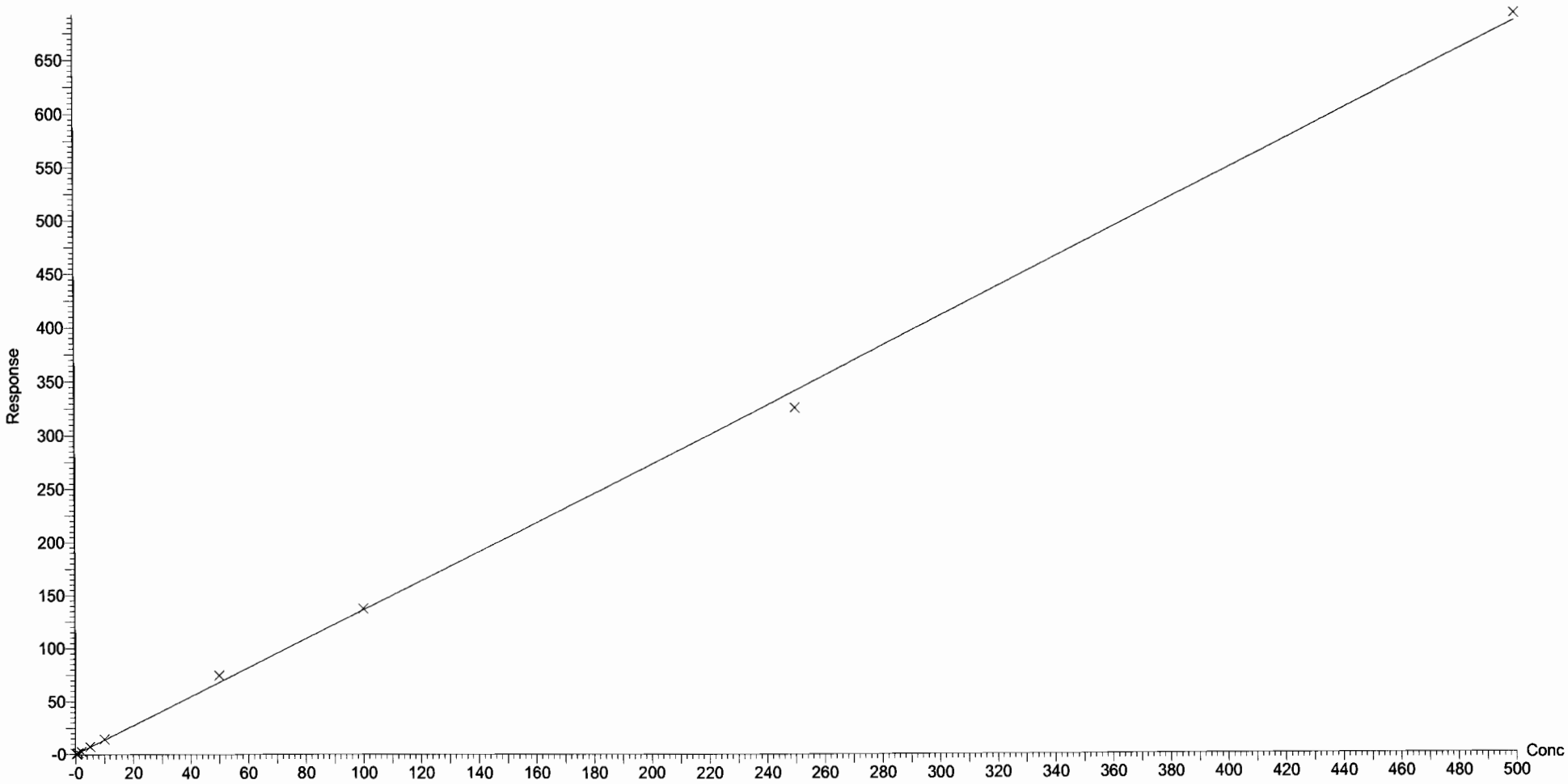

Dataset: F:\Projects\PFAS.PRO\Results\180205M1\180205M1-CRV.qld

Last Altered: Tuesday, February 06, 2018 08:49:29 Pacific Standard Time
Printed: Tuesday, February 06, 2018 08:53:14 Pacific Standard Time

Compound name: N-EtFOSAA
Coefficient of Determination: R^2 = 0.997258
Calibration curve: -0.000114587 * x^2 + 1.07426 * x + -0.0705606
Response type: Internal Std (Ref 48), Area * (IS Conc. / IS Area)
Curve type: 2nd Order, Origin: Include, Weighting: 1/x, Axis trans: None

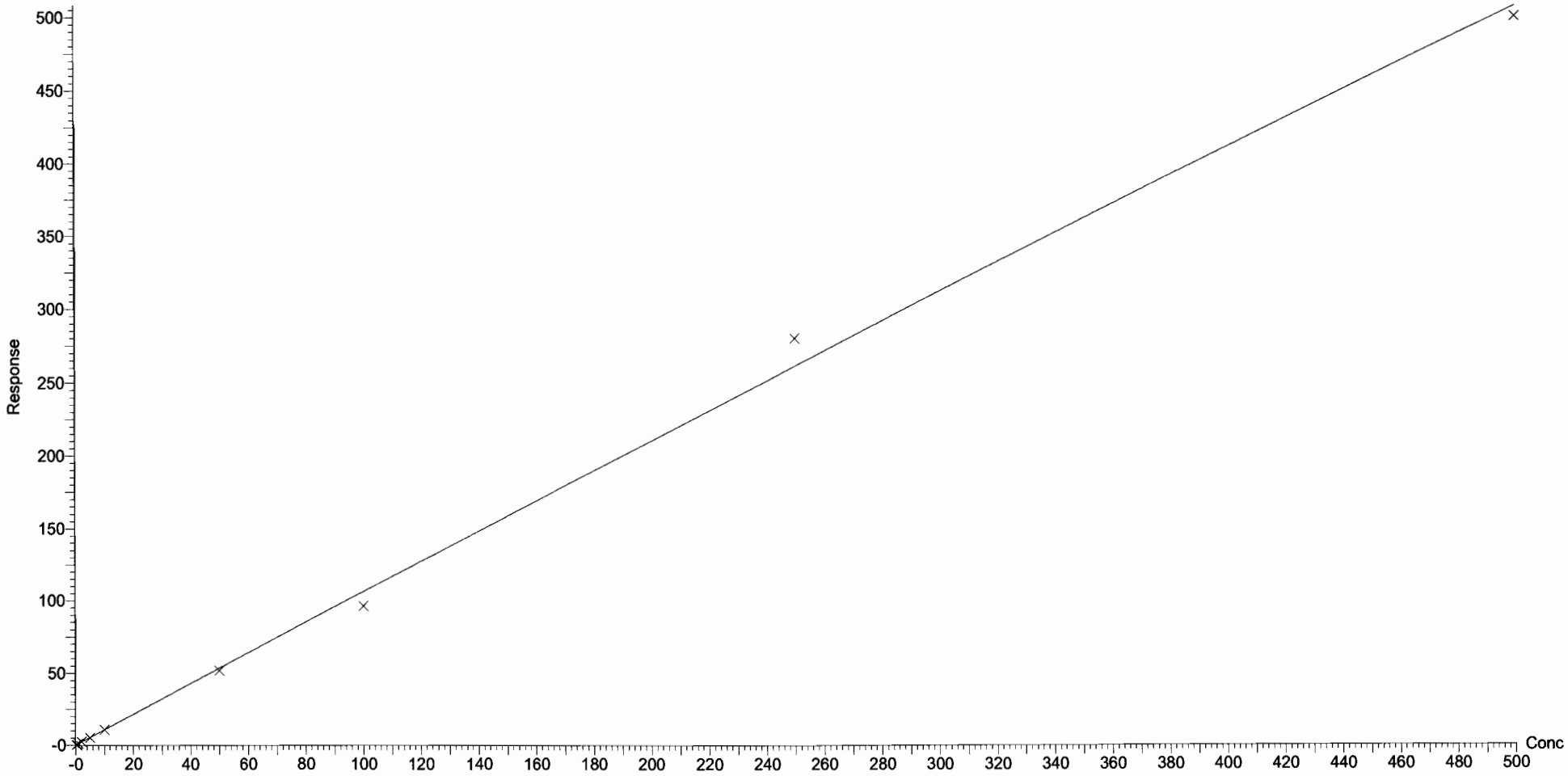

Dataset: F:\Projects\PFAS.PRO\Results\180205M1\180205M1-CRV.qld

Last Altered: Tuesday, February 06, 2018 08:49:29 Pacific Standard Time
Printed: Tuesday, February 06, 2018 08:53:14 Pacific Standard Time

Compound name: PFUdA
Coefficient of Determination: R^2 = 0.997616
Calibration curve: -0.000154723 * x^2 + 1.02793 * x + 0.136525
Response type: Internal Std (Ref 49), Area * (IS Conc. / IS Area)
Curve type: 2nd Order, Origin: Exclude, Weighting: 1/x, Axis trans: None

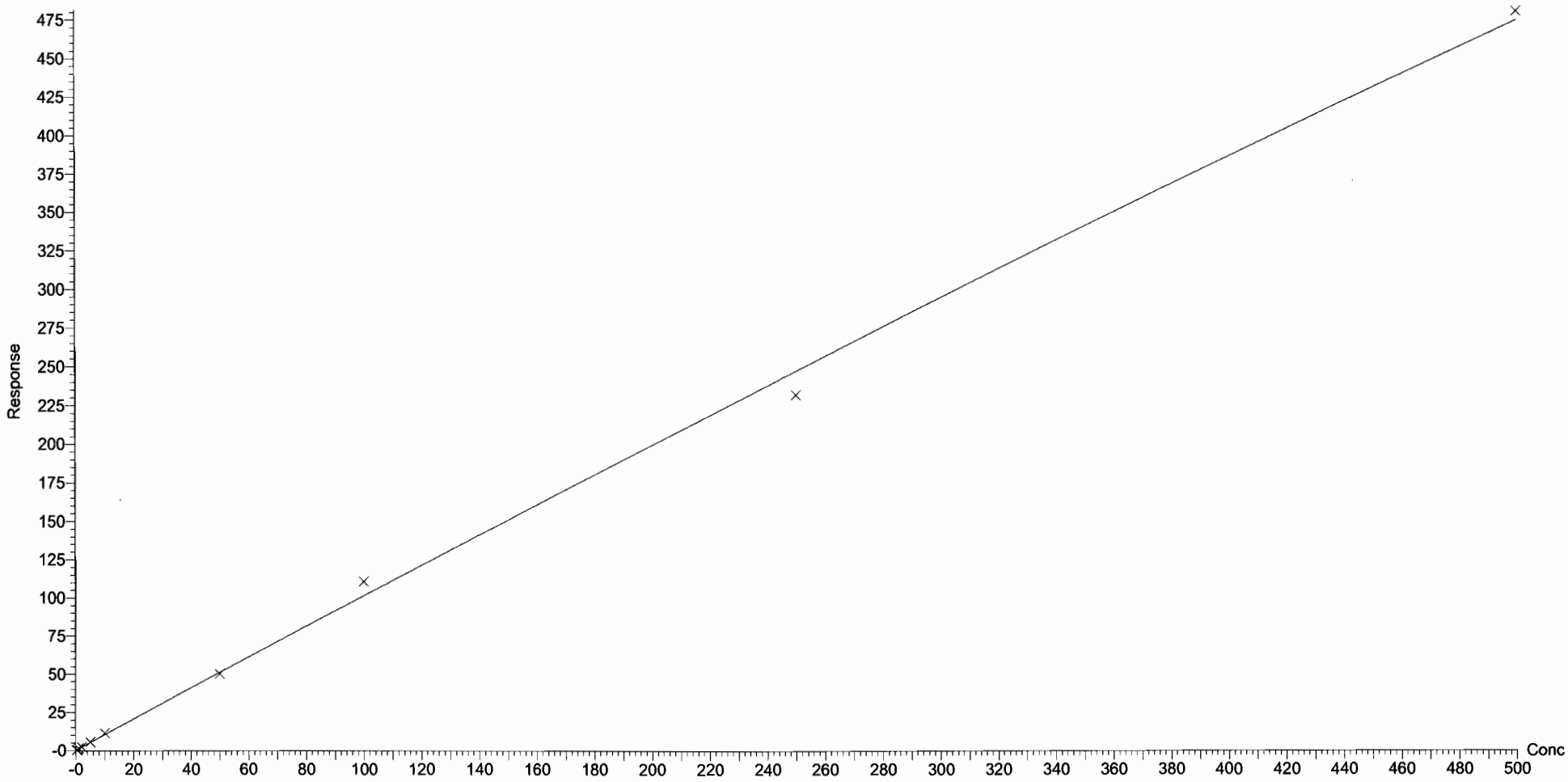

Dataset: F:\Projects\PFAS.PRO\Results\180205M1\180205M1-CRV.qld

Last Altered: Tuesday, February 06, 2018 08:49:29 Pacific Standard Time
Printed: Tuesday, February 06, 2018 08:53:14 Pacific Standard Time

Compound name: PFDS
Coefficient of Determination: R^2 = 0.995765
Calibration curve: 0.000356429 * x^2 + 0.467357 * x + -0.0218895
Response type: Internal Std (Ref 50), Area * (IS Conc. / IS Area)
Curve type: 2nd Order, Origin: Include, Weighting: 1/x, Axis trans: None

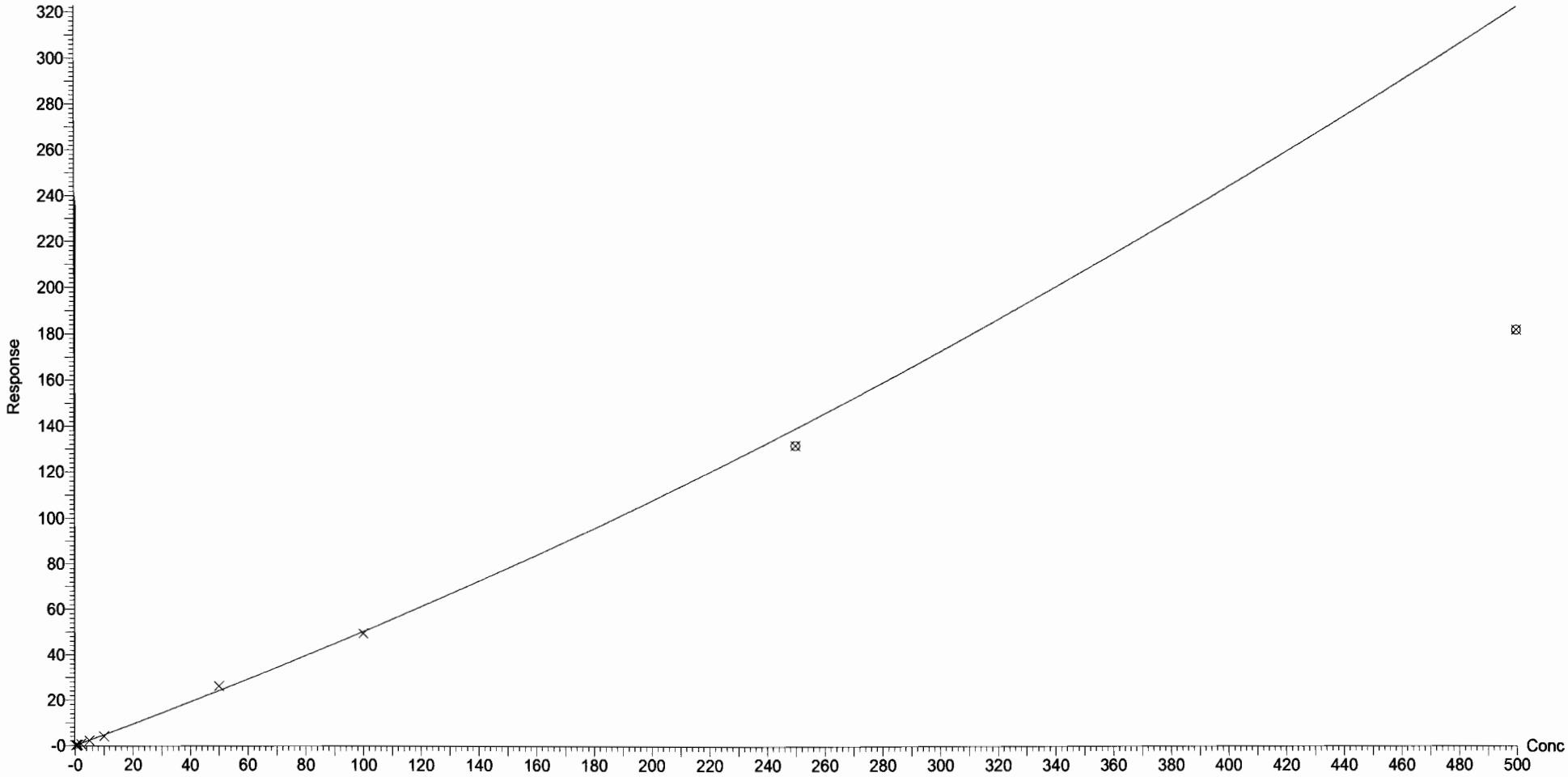

Dataset: F:\Projects\PFAS.PRO\Results\180205M1\180205M1-CRV.qld

Last Altered: Tuesday, February 06, 2018 08:49:29 Pacific Standard Time
Printed: Tuesday, February 06, 2018 08:53:14 Pacific Standard Time

Compound name: PFDoA
Coefficient of Determination: R^2 = 0.999150
Calibration curve: 0.00496201 * x^2 + 1.4128 * x + 0.639401
Response type: Internal Std (Ref 50), Area * (IS Conc. / IS Area)
Curve type: 2nd Order, Origin: Exclude, Weighting: 1/x, Axis trans: None

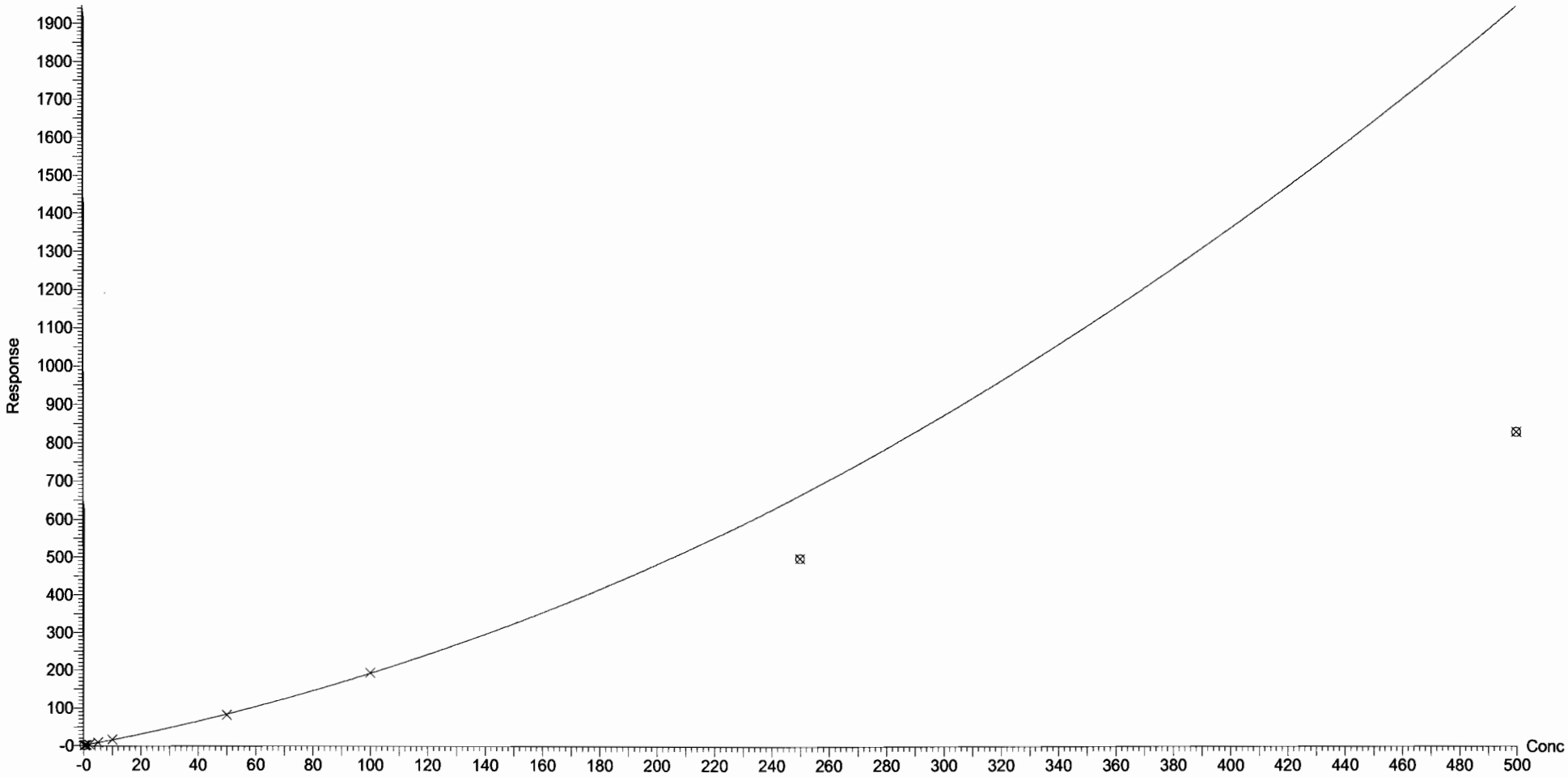

Dataset: F:\Projects\PFAS.PRO\Results\180205M1\180205M1-CRV.qld

Last Altered: Tuesday, February 06, 2018 08:49:29 Pacific Standard Time
Printed: Tuesday, February 06, 2018 08:53:14 Pacific Standard Time

Compound name: N-MeFOSA
Correlation coefficient: r = 0.997434, r^2 = 0.994875
Calibration curve: 0.904352 * x + 0.313322
Response type: Internal Std (Ref 51), Area * (IS Conc. / IS Area)
Curve type: Linear, Origin: Include, Weighting: 1/x, Axis trans: None

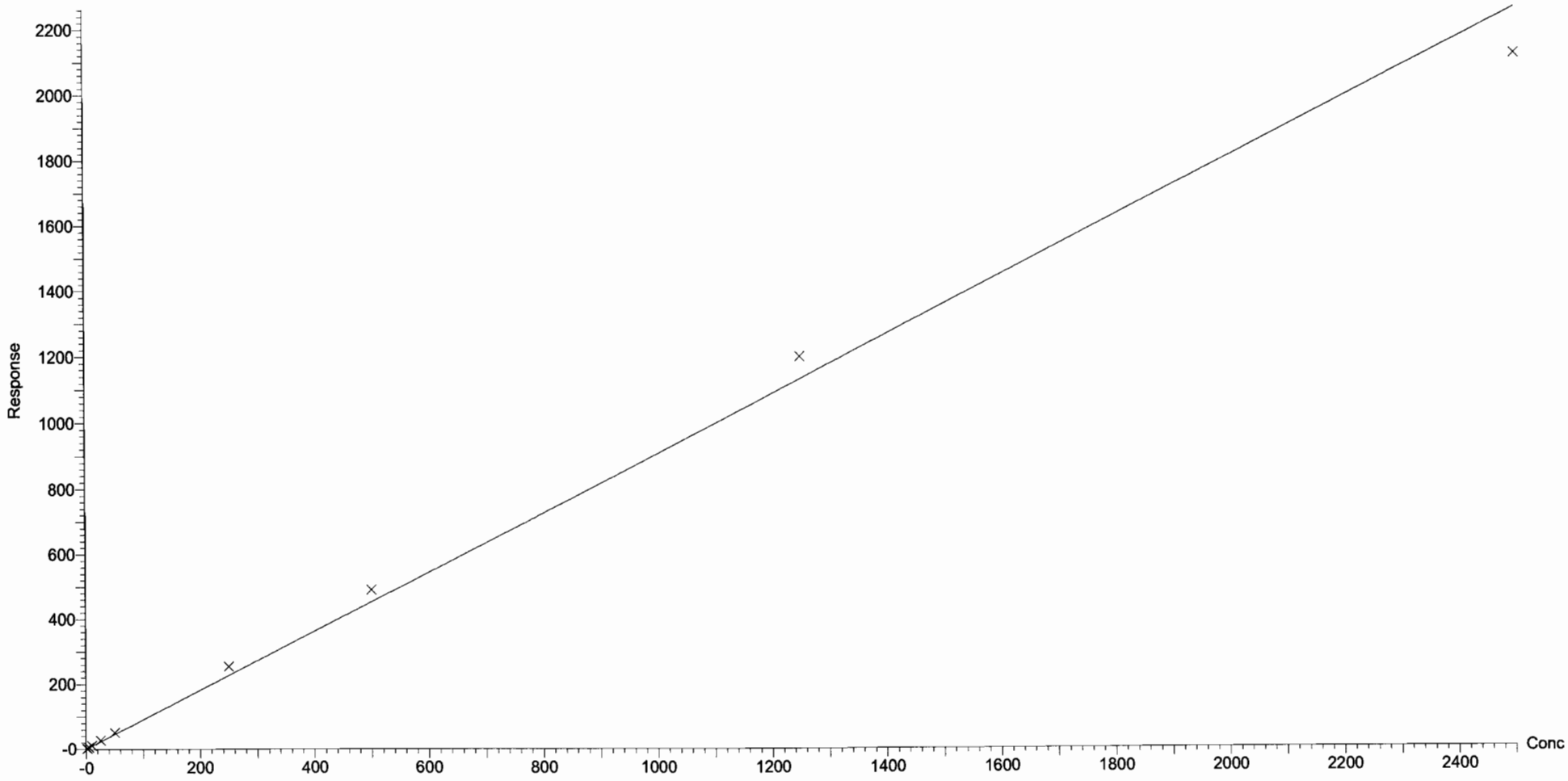

Vista Analytical Laboratory Q1

Dataset: F:\Projects\PFAS.PRO\Results\180205M1\180205M1-CRV.qld

Last Altered: Tuesday, February 06, 2018 08:49:29 Pacific Standard Time
Printed: Tuesday, February 06, 2018 08:53:14 Pacific Standard Time

Compound name: PFTrDA
Coefficient of Determination: R^2 = 0.993888
Calibration curve: -0.00731597 * x^2 + 3.97537 * x + 0.0730998
Response type: Internal Std (Ref 52), Area * (IS Conc. / IS Area)
Curve type: 2nd Order, Origin: Exclude, Weighting: 1/x, Axis trans: None

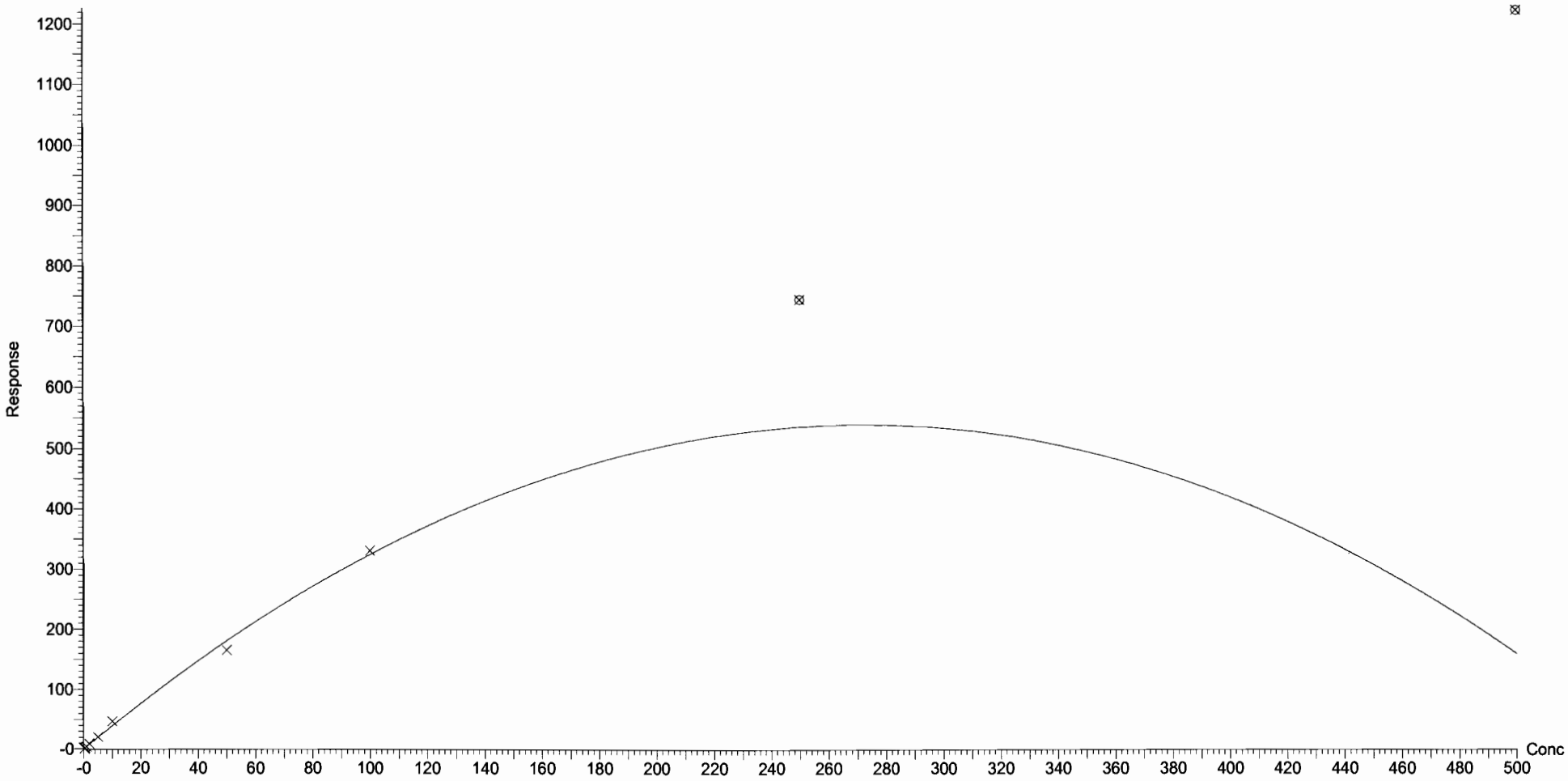

Dataset: F:\Projects\PFAS.PRO\Results\180205M1\180205M1-CRV.qld

Last Altered: Tuesday, February 06, 2018 08:49:29 Pacific Standard Time
Printed: Tuesday, February 06, 2018 08:53:14 Pacific Standard Time

Compound name: PFTeDA
Coefficient of Determination: R^2 = 0.995043
Calibration curve: -0.001626 * x^2 + 2.20804 * x + -0.00552365
Response type: Internal Std (Ref 52), Area * (IS Conc. / IS Area)
Curve type: 2nd Order, Origin: Exclude, Weighting: 1/x, Axis trans: None

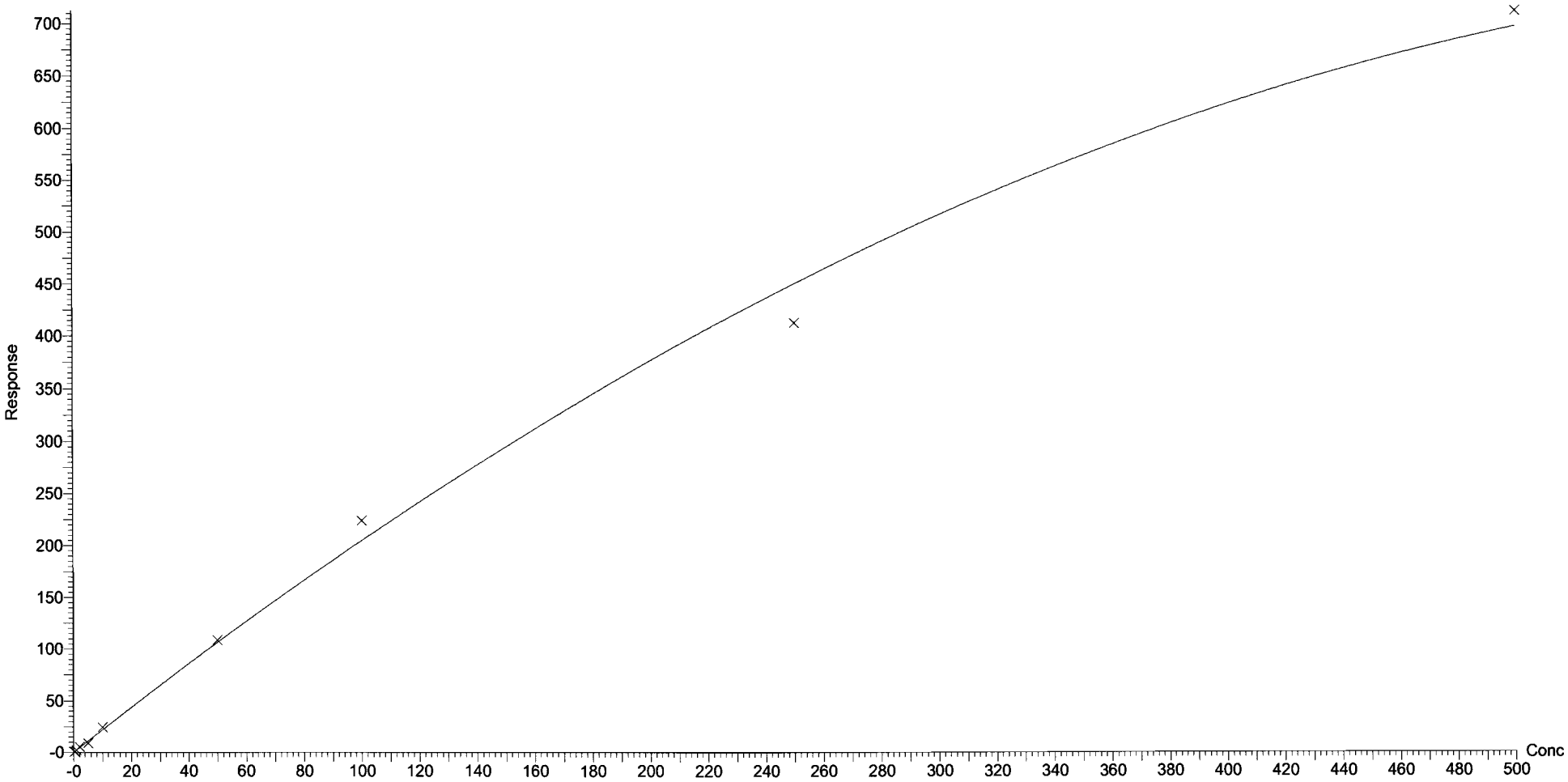

Dataset: F:\Projects\PFAS.PRO\Results\180205M1\180205M1-CRV.qld

Last Altered: Tuesday, February 06, 2018 08:49:29 Pacific Standard Time
Printed: Tuesday, February 06, 2018 08:53:14 Pacific Standard Time

Compound name: N-EtFOSA
Coefficient of Determination: R^2 = 0.999525
Calibration curve: -4.20397e-005 * x^2 + 0.909049 * x + 0.0496773
Response type: Internal Std (Ref 53), Area * (IS Conc. / IS Area)
Curve type: 2nd Order, Origin: Exclude, Weighting: 1/x, Axis trans: None

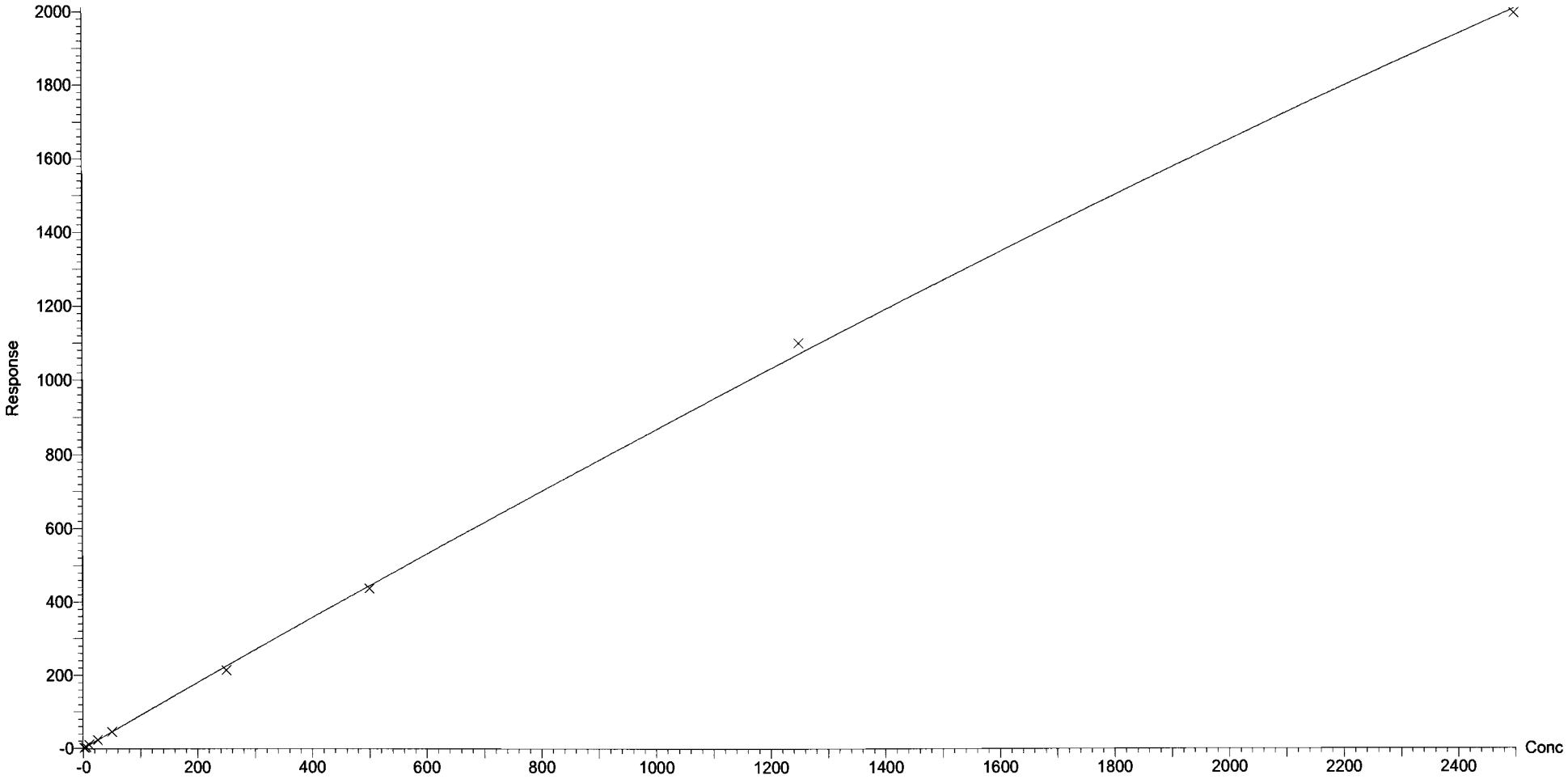

Vista Analytical Laboratory Q1

Dataset: F:\Projects\PFAS.PRO\Results\180205M1\180205M1-CRV.qld

Last Altered: Tuesday, February 06, 2018 08:49:29 Pacific Standard Time
Printed: Tuesday, February 06, 2018 08:53:14 Pacific Standard Time

Compound name: PFHxDA
Coefficient of Determination: R^2 = 0.998701
Calibration curve: -0.000702362 * x^2 + 0.725251 * x + 0.092609
Response type: Internal Std (Ref 54), Area * (IS Conc. / IS Area)
Curve type: 2nd Order, Origin: Exclude, Weighting: 1/x, Axis trans: None

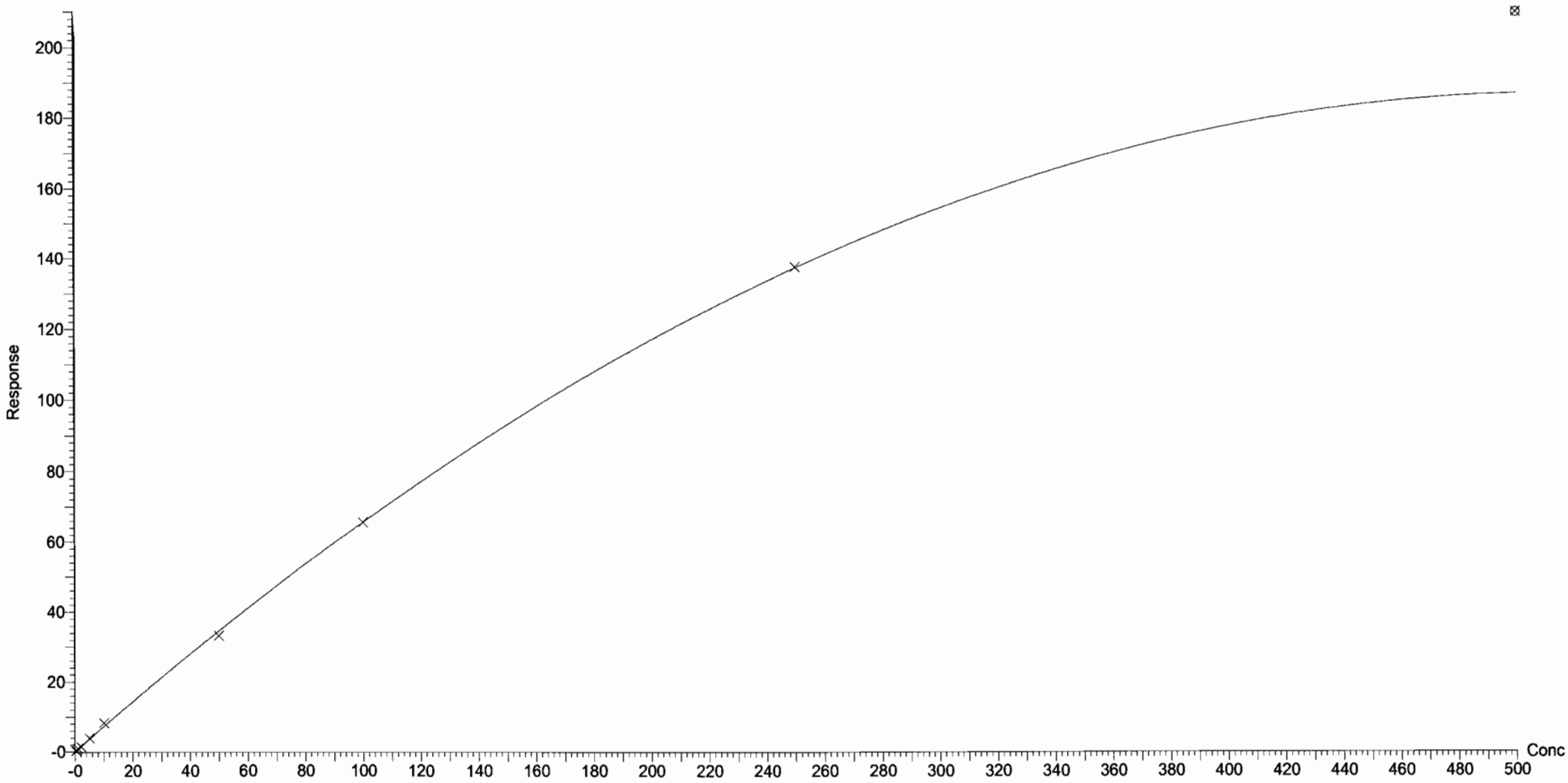

Dataset: F:\Projects\PFAS.PRO\Results\180205M1\180205M1-CRV.qld

Last Altered: Tuesday, February 06, 2018 08:49:29 Pacific Standard Time
Printed: Tuesday, February 06, 2018 08:56:48 Pacific Standard Time

Compound name: PFODA
Coefficient of Determination: R^2 = 0.995886
Calibration curve: -0.0015927 * x^2 + 0.943535 * x + -0.0103925
Response type: Internal Std (Ref 54), Area * (IS Conc. / IS Area)
Curve type: 2nd Order, Origin: Include, Weighting: 1/x, Axis trans: None

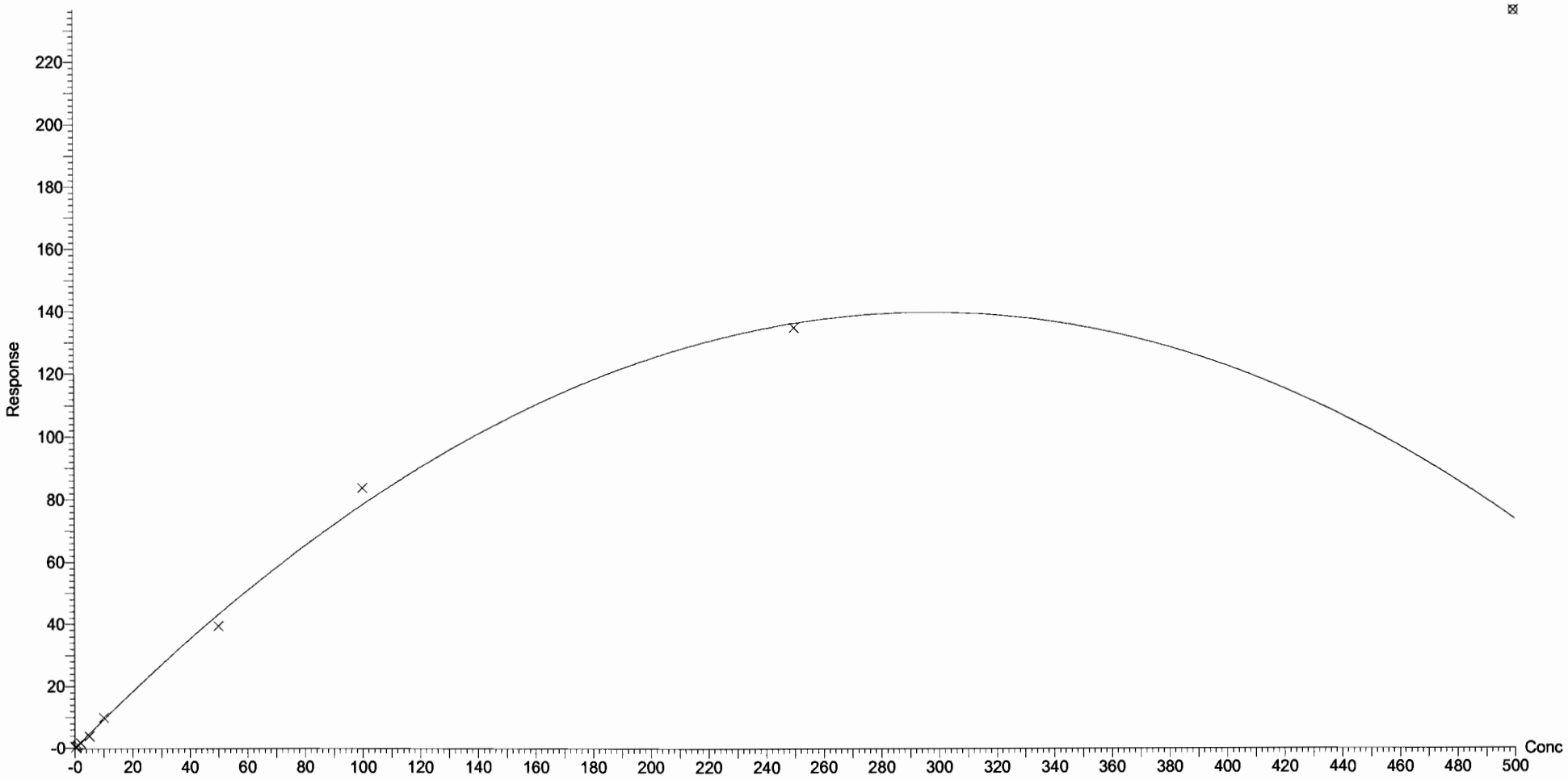

Dataset: F:\Projects\PFAS.PRO\Results\180205M1\180205M1-CRV.qld

Last Altered: Tuesday, February 06, 2018 08:49:29 Pacific Standard Time
Printed: Tuesday, February 06, 2018 08:56:48 Pacific Standard Time

Compound name: N-MeFOSE
Coefficient of Determination: R^2 = 0.999674
Calibration curve: 0.000162073 * x^2 + 0.993321 * x + 0.0408533
Response type: Internal Std (Ref 55), Area * (IS Conc. / IS Area)
Curve type: 2nd Order, Origin: Exclude, Weighting: 1/x, Axis trans: None

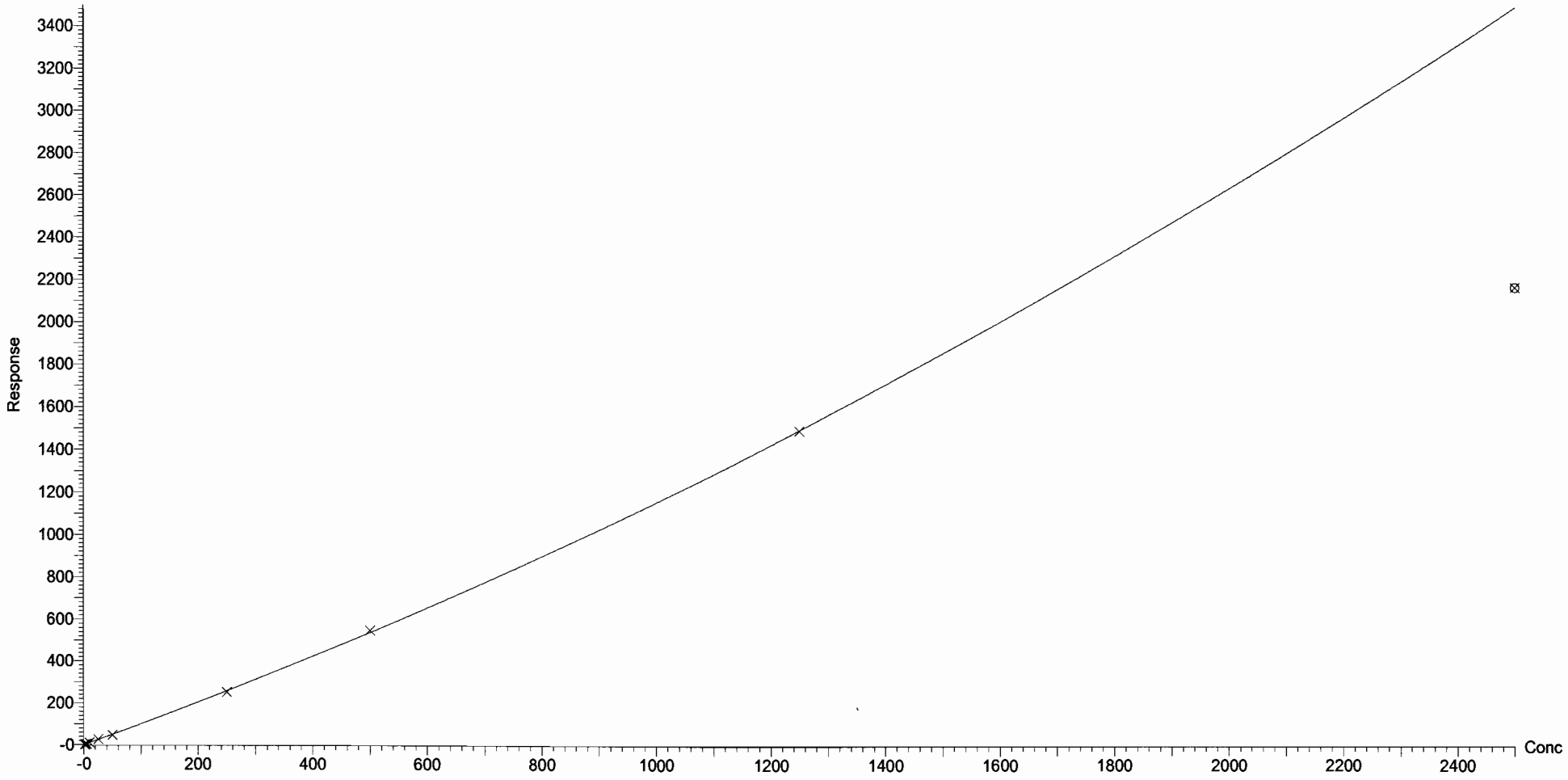

Vista Analytical Laboratory Q1

Dataset: F:\Projects\PFAS.PRO\Results\180205M1\180205M1-CRV.qld

Last Altered: Tuesday, February 06, 2018 08:49:29 Pacific Standard Time
Printed: Tuesday, February 06, 2018 08:56:48 Pacific Standard Time

Compound name: N-EtFOSE
Correlation coefficient: r = 0.998685, r^2 = 0.997371
Calibration curve: 1.166 * x + -0.0323662
Response type: Internal Std (Ref 56), Area * (IS Conc. / IS Area)
Curve type: Linear, Origin: Exclude, Weighting: 1/x, Axis trans: None

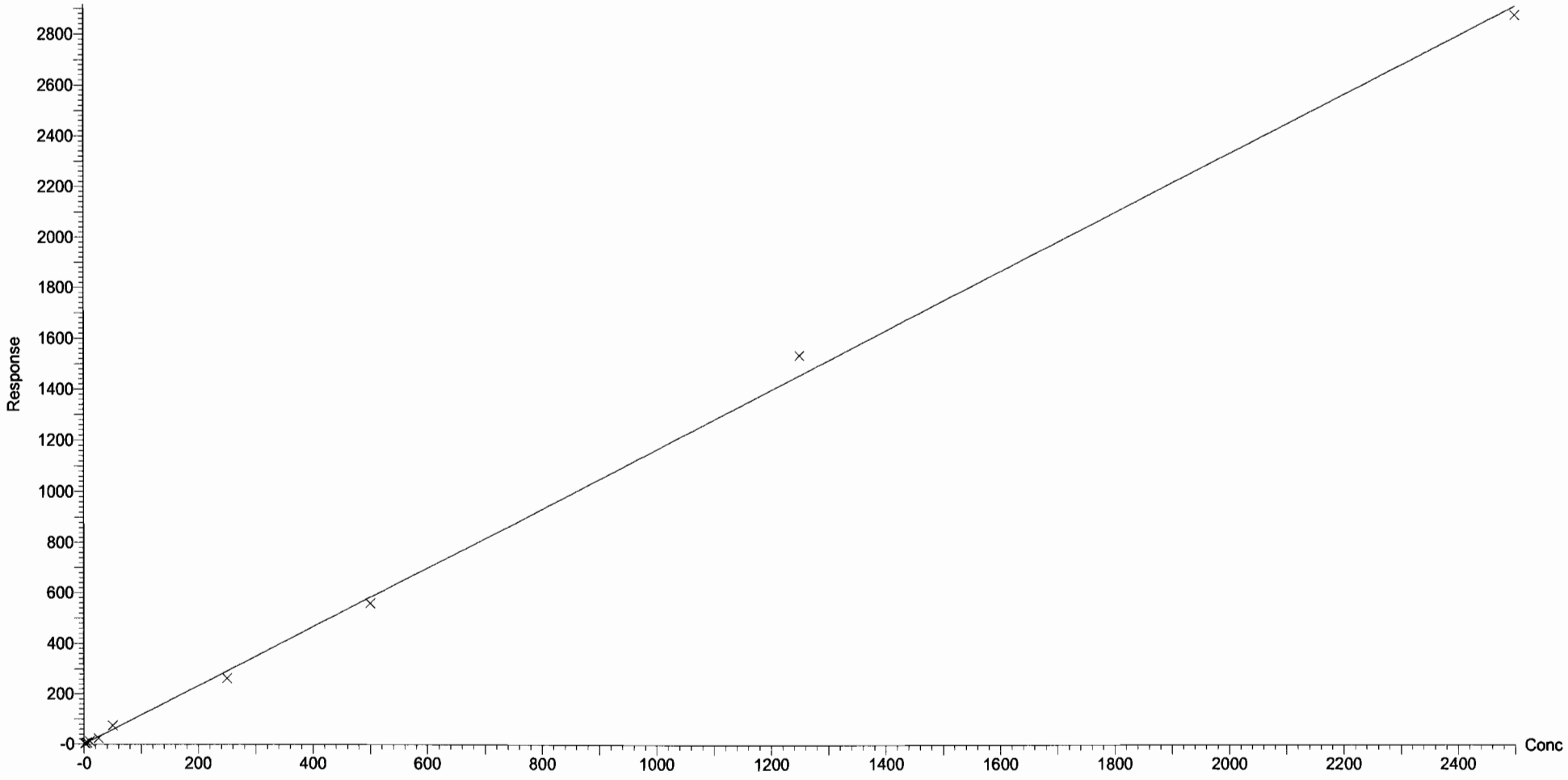

Dataset: F:\Projects\PFAS.PRO\Results\180205M1\180205M1-CRV.qld

Last Altered: Tuesday, February 06, 2018 08:49:29 Pacific Standard Time
Printed: Tuesday, February 06, 2018 08:51:03 Pacific Standard Time

Method: F:\Projects\PFAS.PRO\MethDB\PFAS_FULL_80C_020218.mdb 05 Feb 2018 15:16:58
Calibration: F:\Projects\PFAS.PRO\CurveDB\C18_VAL-PFAS_Q4_02-05-18-FULL.cdb 06 Feb 2018 08:49:29

Name: 180205M1_2, Date: 05-Feb-2018, Time: 12:04:38, ID: ST180205M1-1 PFC CS-2 18A3007, Description: PFC CS-2 18A3007

PFBA

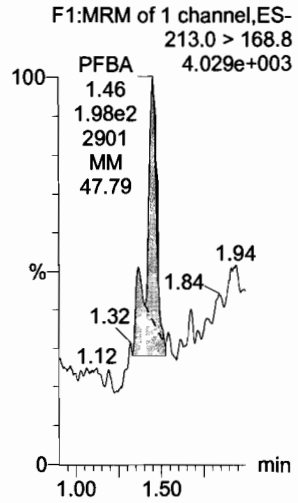

PFPeA

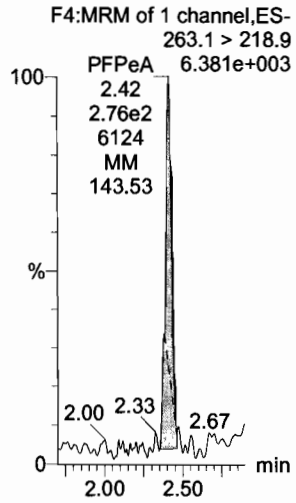

PFBS

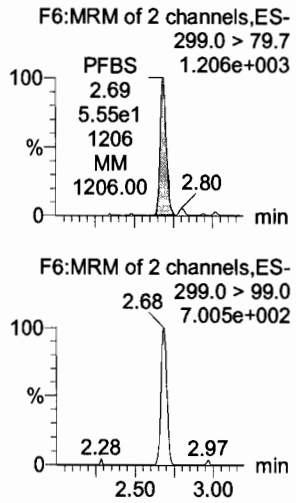

4:2 FTS

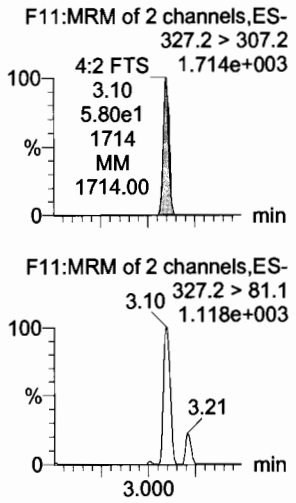

PFHxA

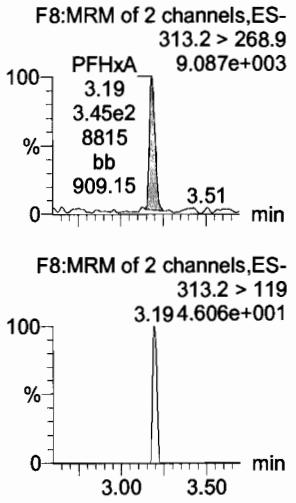

PFPeS

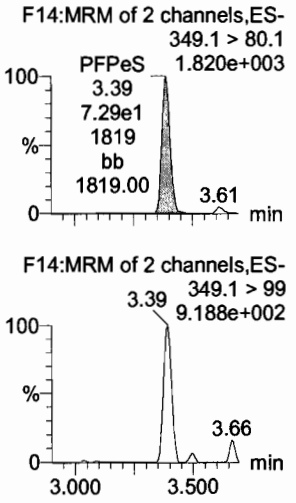

13C3-PFBA

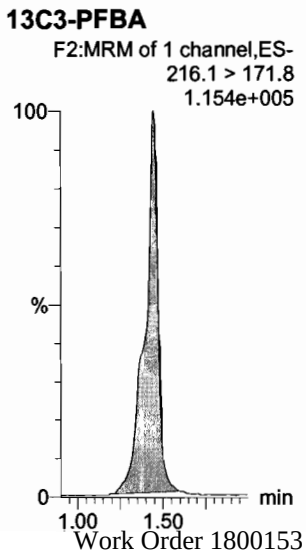

13C3-PFPeA

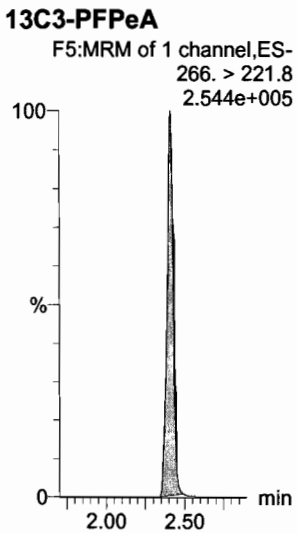

13C3-PFBS

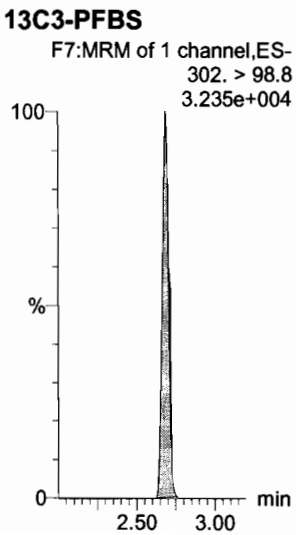

13C3-PFBS

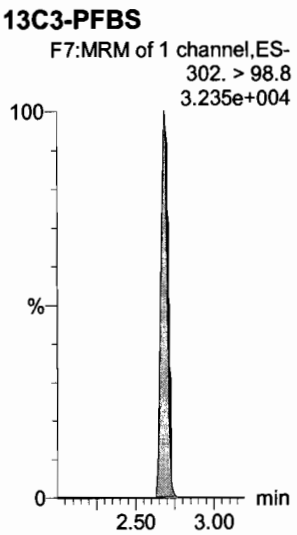

13C2-PFHxA



13C3-PFBS

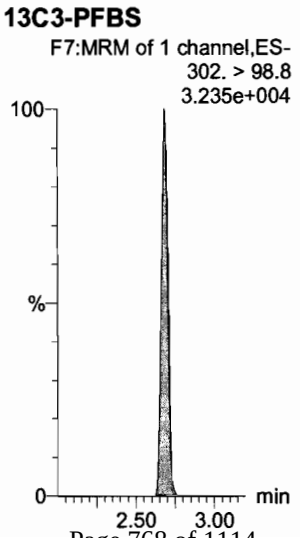

Dataset: F:\Projects\PFAS.PRO\Results\180205M1\180205M1-CRV.qld

Last Altered: Tuesday, February 06, 2018 08:49:29 Pacific Standard Time
Printed: Tuesday, February 06, 2018 08:51:03 Pacific Standard Time

Name: 180205M1_2, Date: 05-Feb-2018, Time: 12:04:38, ID: ST180205M1-1 PFC CS-2 18A3007, Description: PFC CS-2 18A3007

PFHpA

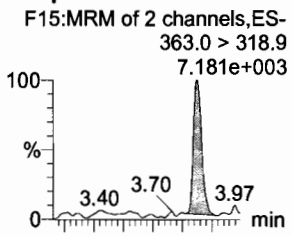

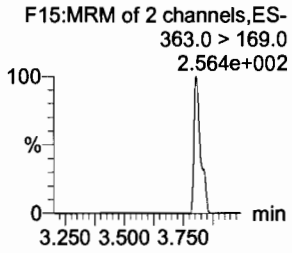

L-PFHxS

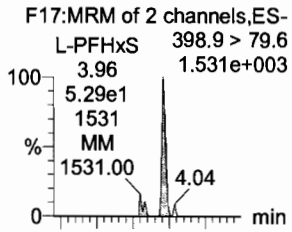

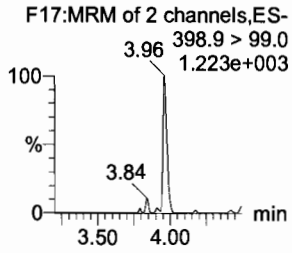

6:2 FTS

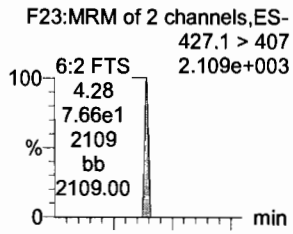

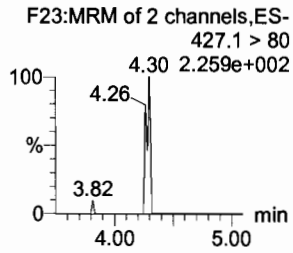

L-PFOA

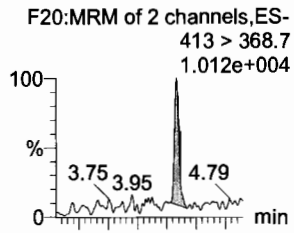

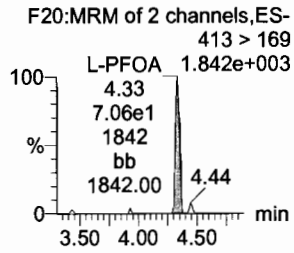

PFHpS

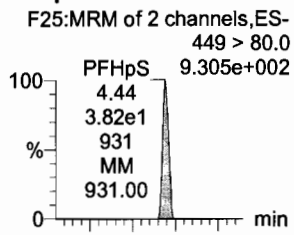

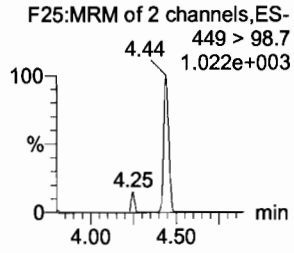

PFNA

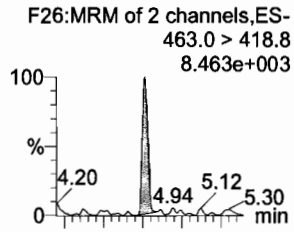

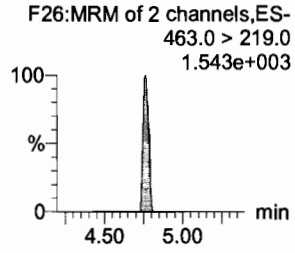

13C4-PFHpA



18O2-PFHxS

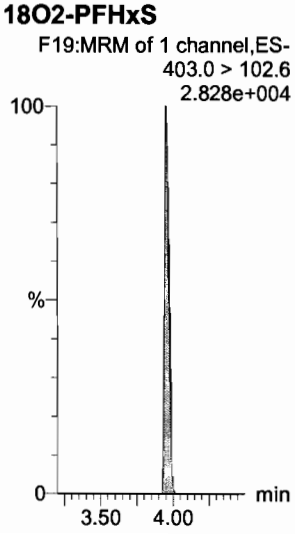

13C2-PFOA



13C2-PFOA

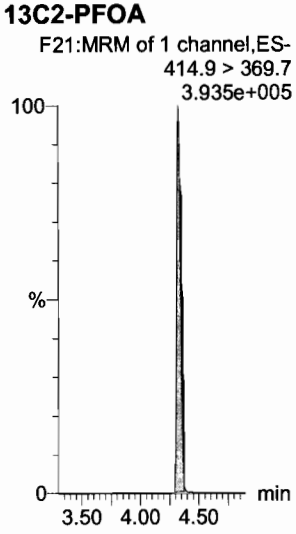

13C8-PFOS



13C5-PFNA

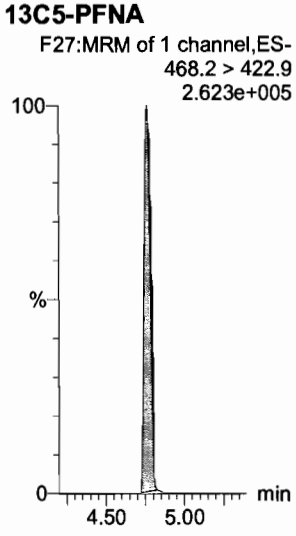

Dataset: F:\Projects\PFAS.PRO\Results\180205M1\180205M1-CRV.qld

Last Altered: Tuesday, February 06, 2018 08:49:29 Pacific Standard Time
Printed: Tuesday, February 06, 2018 08:51:03 Pacific Standard Time

Name: 180205M1_2, Date: 05-Feb-2018, Time: 12:04:38, ID: ST180205M1-1 PFC CS-2 18A3007, Description: PFC CS-2 18A3007

PFOSA

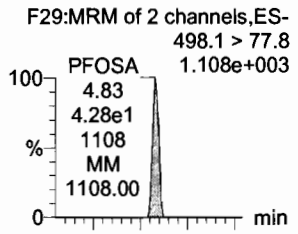

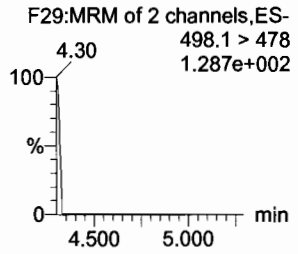

L-PFOS

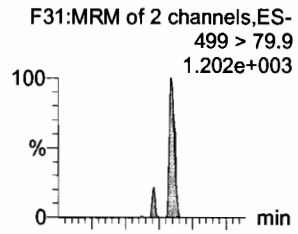

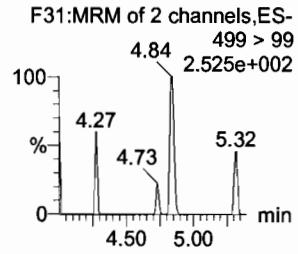

PFDA

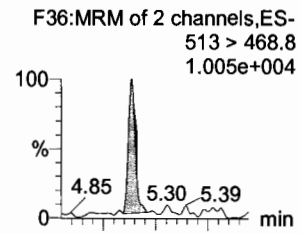

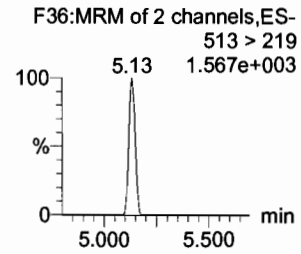

8:2 FTS

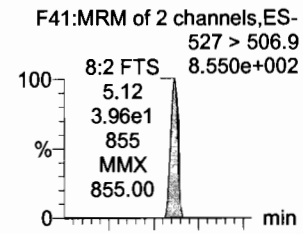

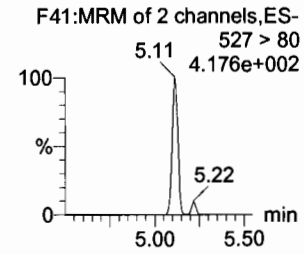

PFNS

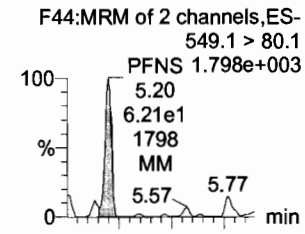

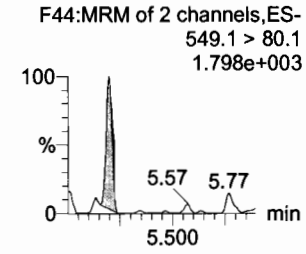

N-MeFOSAA

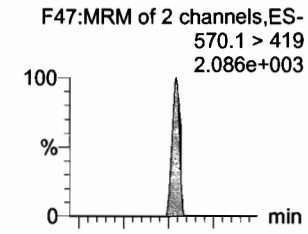

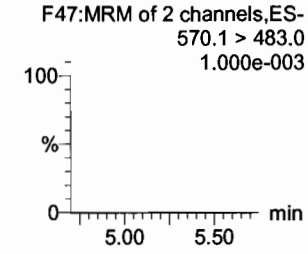

13C8-PFOSA

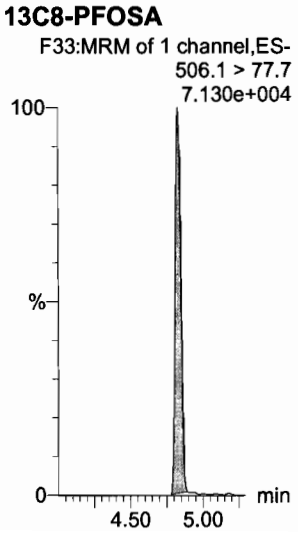

13C8-PFOS

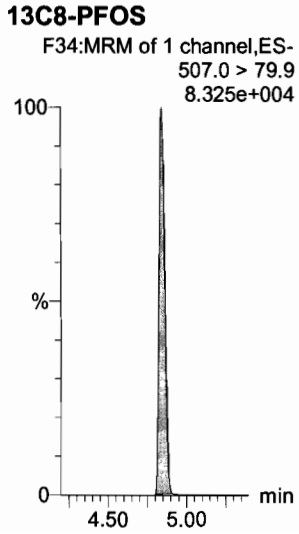

13C2-PFDA



13C2-PFDA

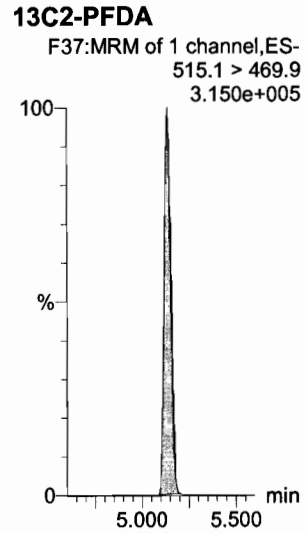

13C8-PFOS

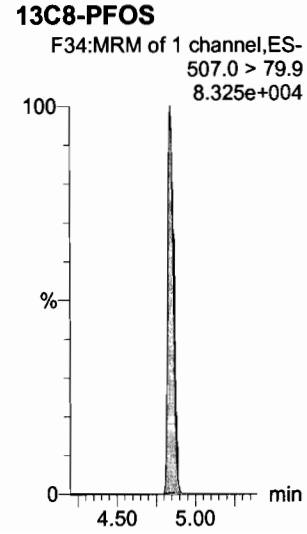

d3-N-MeFOSAA

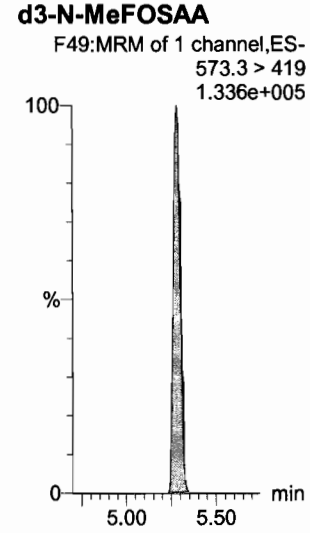

Dataset: F:\Projects\PFAS.PRO\Results\180205M1\180205M1-CRV.qld

Last Altered: Tuesday, February 06, 2018 08:49:29 Pacific Standard Time
Printed: Tuesday, February 06, 2018 08:51:03 Pacific Standard Time

Name: 180205M1_2, Date: 05-Feb-2018, Time: 12:04:38, ID: ST180205M1-1 PFC CS-2 18A3007, Description: PFC CS-2 18A3007

N-EtFOSAA

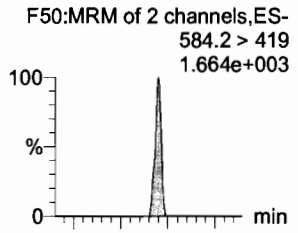

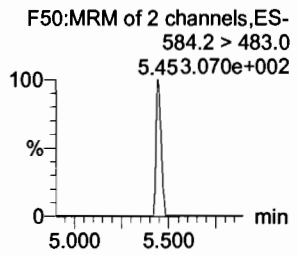

PFUdA

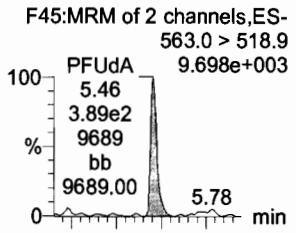

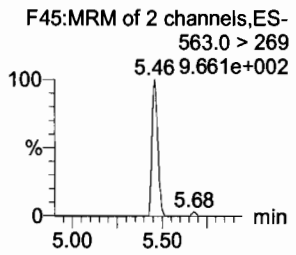

PFDS

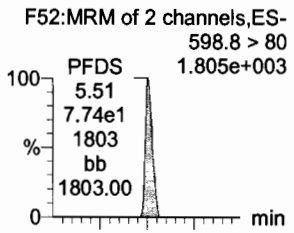

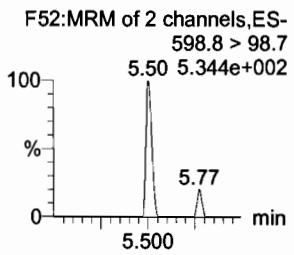

PFDoA

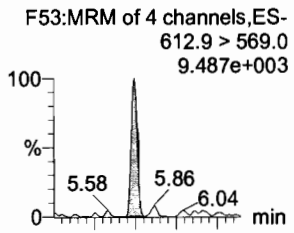

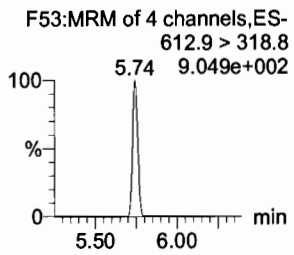

N-MeFOSA

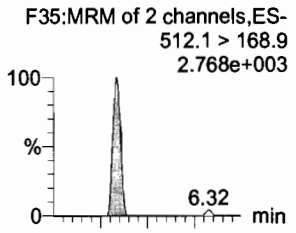

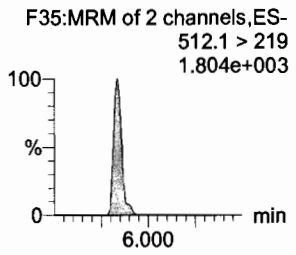

PFTrDA

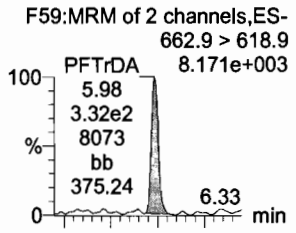

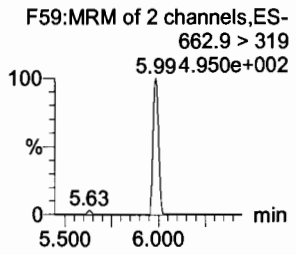

d5-N-EtFOSAA



13C2-PFUdA



13C2-PFUdA

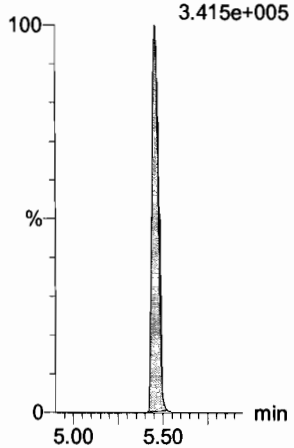

13C2-PFDoA

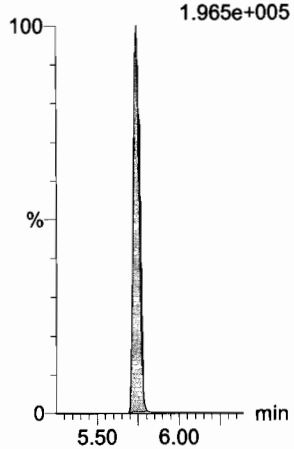

d3-N-MeFOSA



13C2-PFTeDA

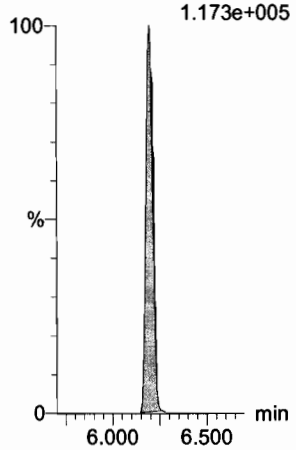

Dataset: F:\Projects\PFAS.PRO\Results\180205M1\180205M1-CRV.qld

Last Altered: Tuesday, February 06, 2018 08:49:29 Pacific Standard Time
Printed: Tuesday, February 06, 2018 08:51:03 Pacific Standard Time

Name: 180205M1_2, Date: 05-Feb-2018, Time: 12:04:38, ID: ST180205M1-1 PFC CS-2 18A3007, Description: PFC CS-2 18A3007

PFTeDA

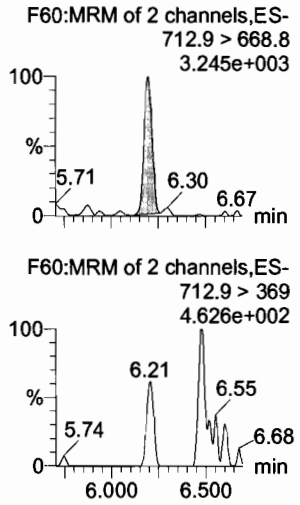

N-EtFOSA

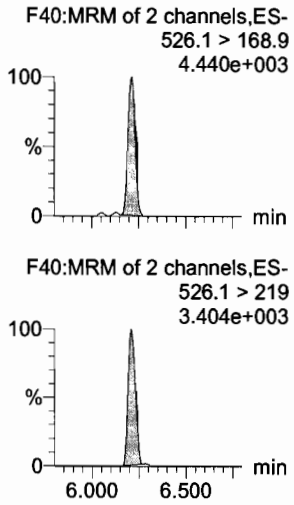

PFHxDA

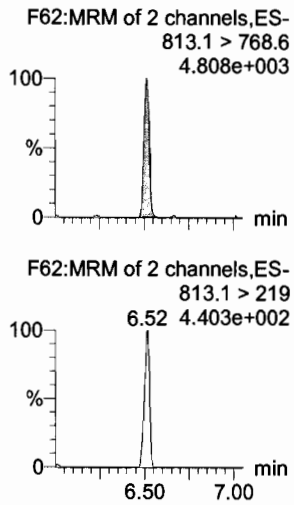

PFODA

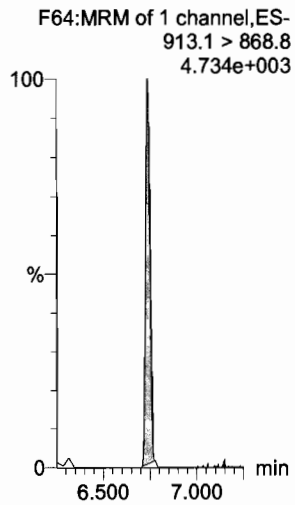

N-MeFOSE



N-EtFOSE



13C2-PFTeDA

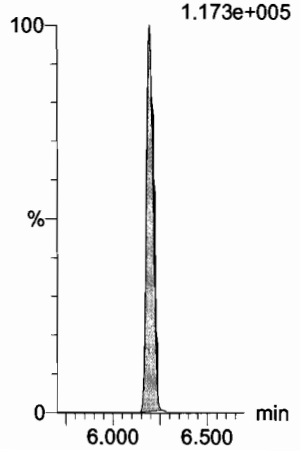

d5-N-ETFOSA

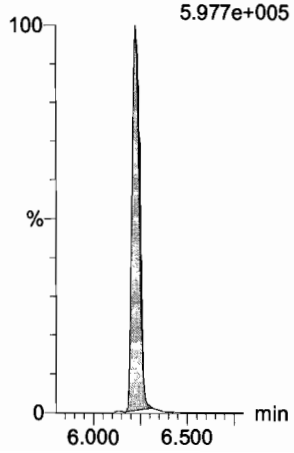

13C2-PFHxDA

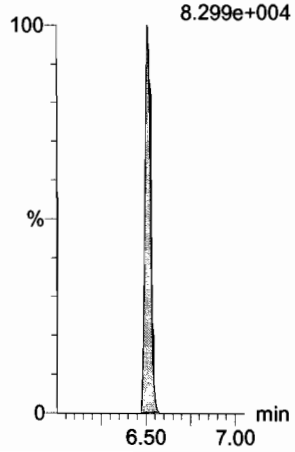

13C2-PFHxDA



d7-N-MeFOSE

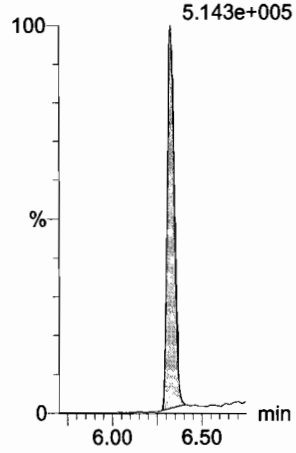

d9-N-EtFOSE

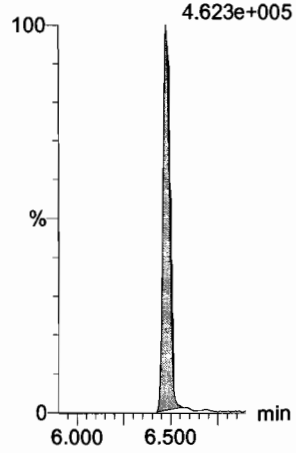

Dataset: F:\Projects\PFAS.PRO\Results\180205M1\180205M1-CRV.qld

Last Altered: Tuesday, February 06, 2018 08:49:29 Pacific Standard Time
Printed: Tuesday, February 06, 2018 08:51:03 Pacific Standard Time

Name: 180205M1_2, Date: 05-Feb-2018, Time: 12:04:38, ID: ST180205M1-1 PFC CS-2 18A3007, Description: PFC CS-2 18A3007

13C4-PFBA

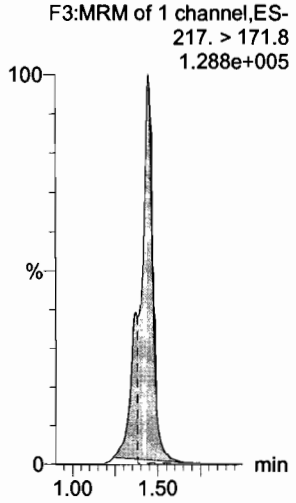

13C5-PFHxA

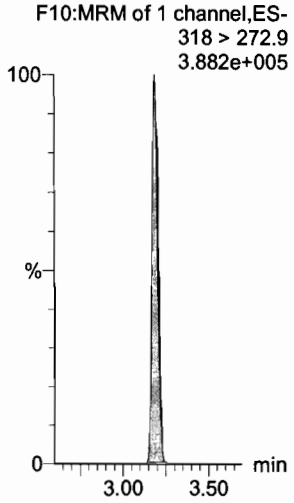

13C3-PFHxS

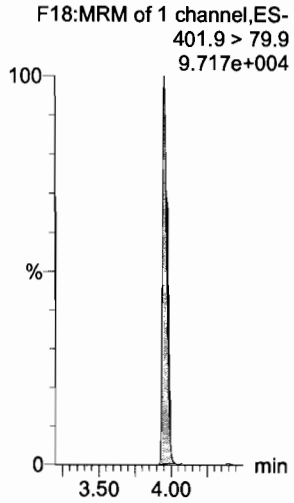

13C8-PFOA



13C9-PFNA

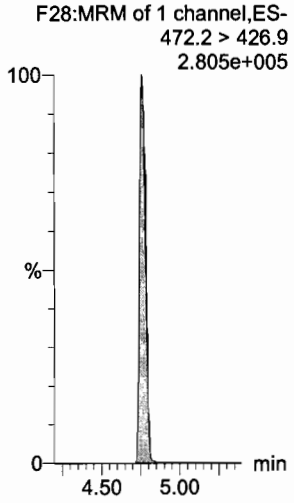

13C4-PFOS

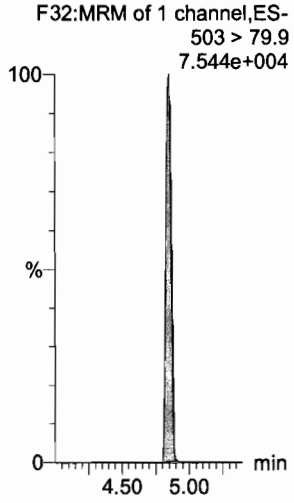

13C6-PFDA

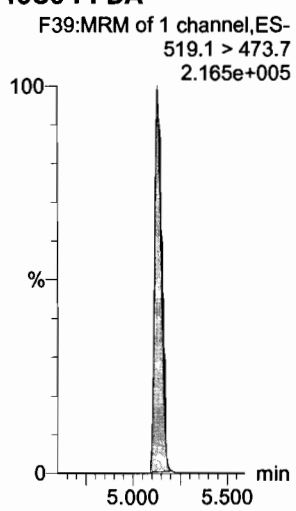

13C7-PFUdA



13C2-4:2 FTS

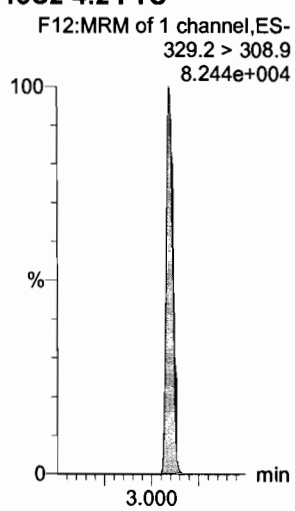

Dataset: F:\Projects\PFAS.PRO\Results\180205M1\180205M1-CRV.qld

Last Altered: Tuesday, February 06, 2018 08:49:29 Pacific Standard Time
Printed: Tuesday, February 06, 2018 08:51:03 Pacific Standard Time

Name: 180205M1_3, Date: 05-Feb-2018, Time: 12:16:04, ID: ST180205M1-2 PFC CS-1 18A3008, Description: PFC CS-1 18A3008

PFBA

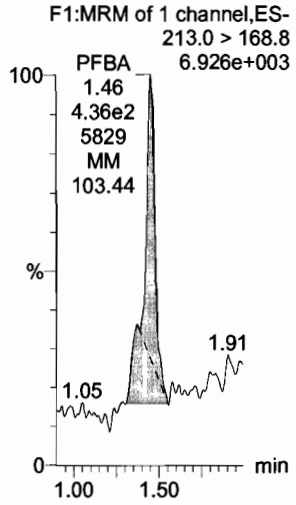

PFPeA

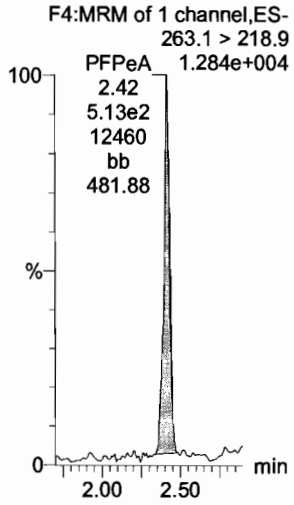

PFBS

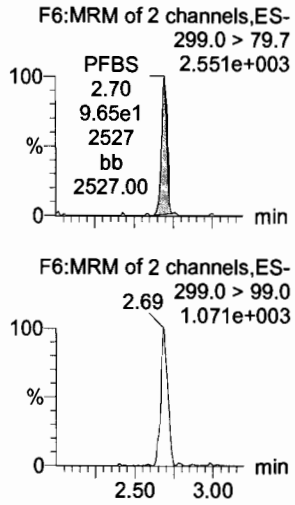

4:2 FTS

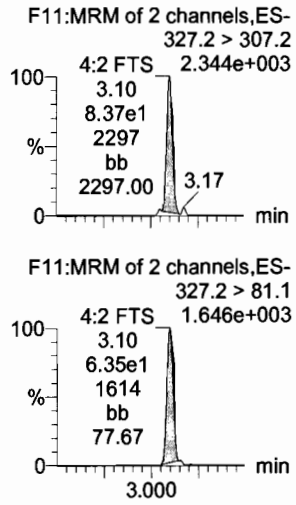

PFHxA

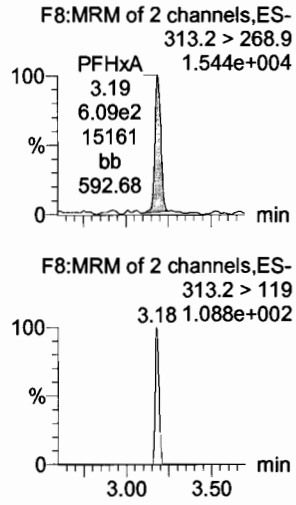

PFPeS

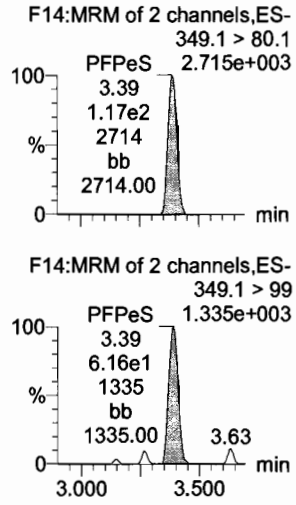

13C3-PFBA

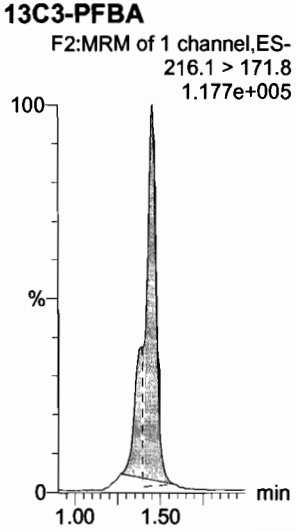

13C3-PFPeA

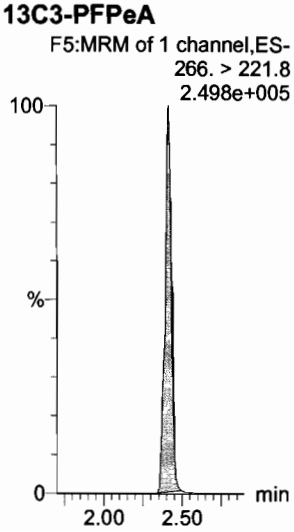

13C3-PFBS



13C3-PFBS

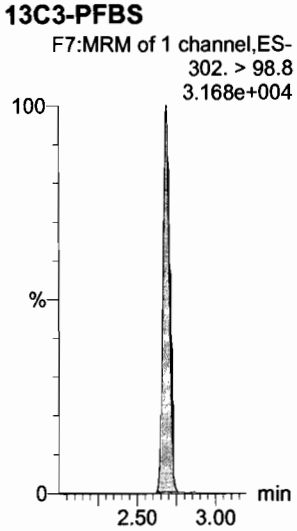

13C2-PFHxA

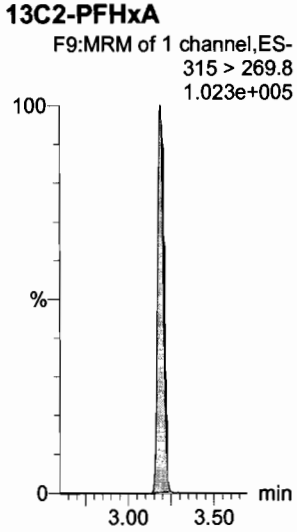

13C3-PFBS

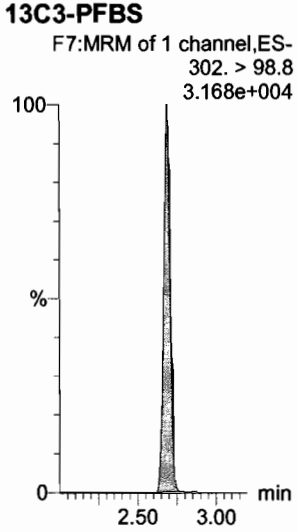

Dataset: F:\Projects\PFAS.PRO\Results\180205M1\180205M1-CRV.qld

Last Altered: Tuesday, February 06, 2018 08:49:29 Pacific Standard Time
Printed: Tuesday, February 06, 2018 08:51:03 Pacific Standard Time

Name: 180205M1_3, Date: 05-Feb-2018, Time: 12:16:04, ID: ST180205M1-2 PFC CS-1 18A3008, Description: PFC CS-1 18A3008

PFHpA

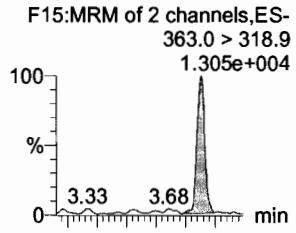

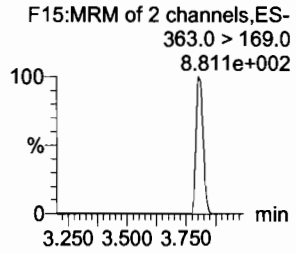

L-PFHxS

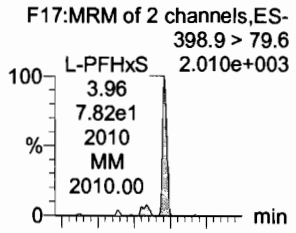

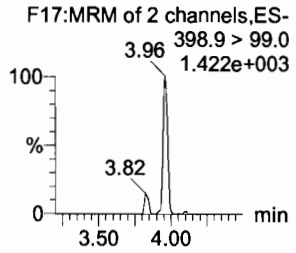

6:2 FTS

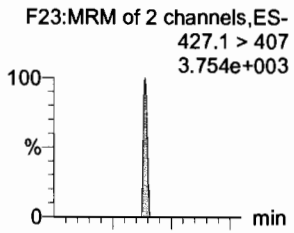

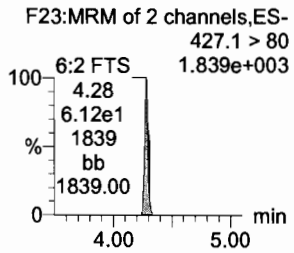

L-PFOA

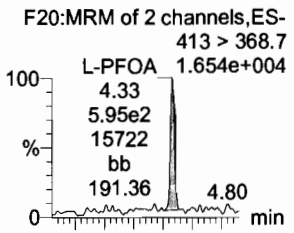

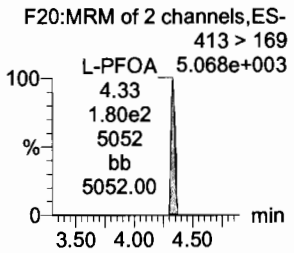

PFHpS

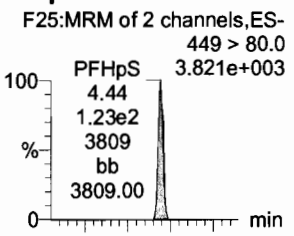

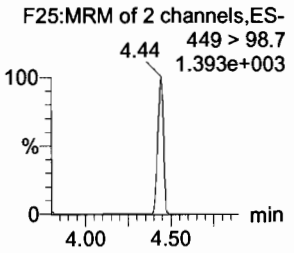

PFNA

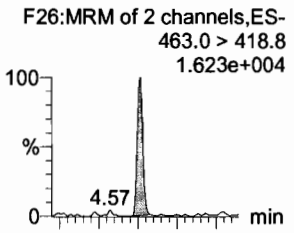

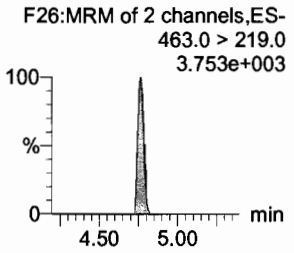

13C4-PFHpA



18O2-PFHxS

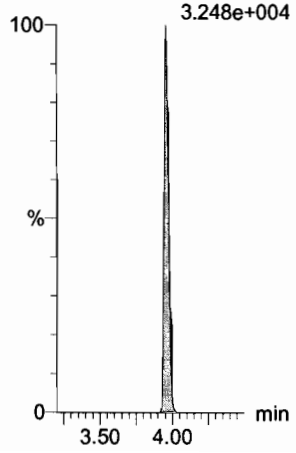

13C2-PFOA



13C2-PFOA



13C8-PFOS



13C5-PFNA

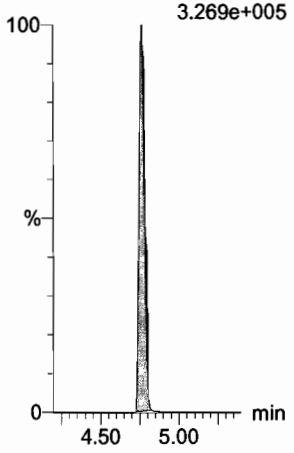

Dataset: F:\Projects\PFAS.PRO\Results\180205M1\180205M1-CRV.qld

Last Altered: Tuesday, February 06, 2018 08:49:29 Pacific Standard Time
Printed: Tuesday, February 06, 2018 08:51:03 Pacific Standard Time

Name: 180205M1_3, Date: 05-Feb-2018, Time: 12:16:04, ID: ST180205M1-2 PFC CS-1 18A3008, Description: PFC CS-1 18A3008

PFOSA

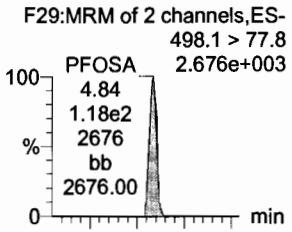

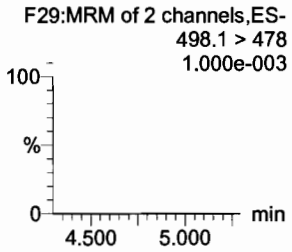

L-PFOS

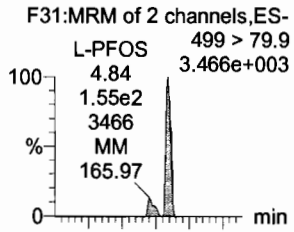

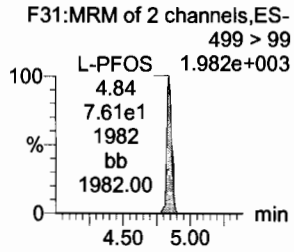

PFDA

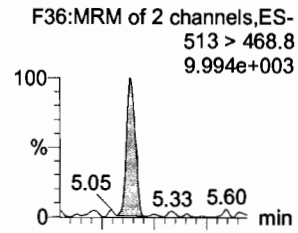

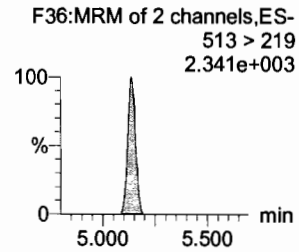

8:2 FTS

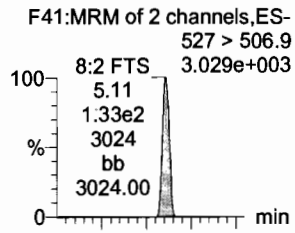

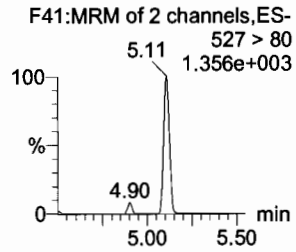

PFNS

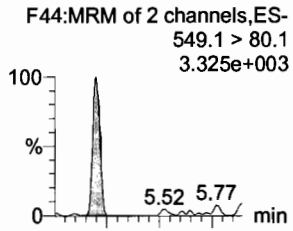

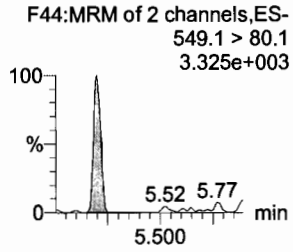

N-MeFOSAA

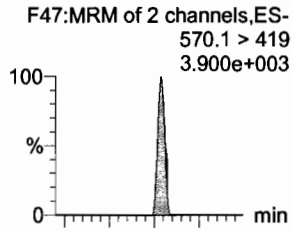

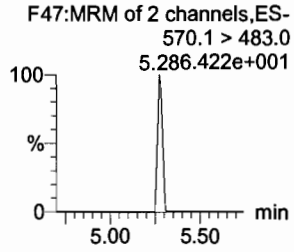

13C8-PFOSA

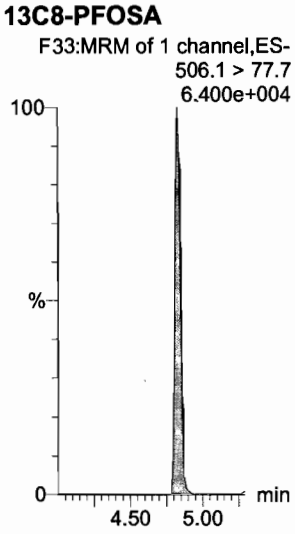

13C8-PFOS



13C2-PFDA

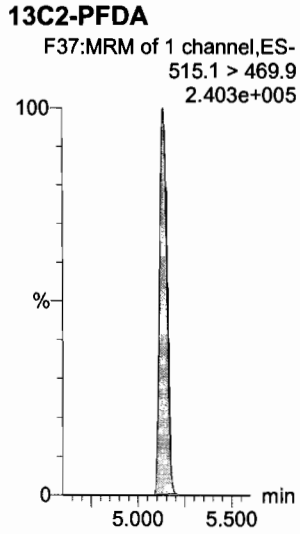

13C2-PFDA

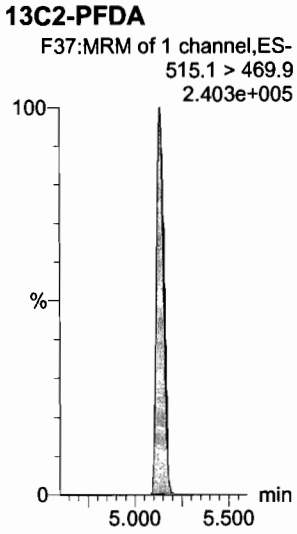

13C8-PFOS



d3-N-MeFOSAA

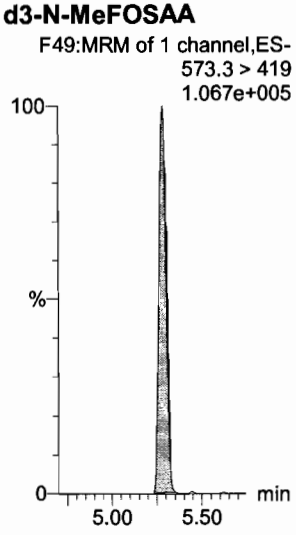

Dataset: F:\Projects\PFAS.PRO\Results\180205M1\180205M1-CRV.qld

Last Altered: Tuesday, February 06, 2018 08:49:29 Pacific Standard Time
Printed: Tuesday, February 06, 2018 08:51:03 Pacific Standard Time

Name: 180205M1_3, Date: 05-Feb-2018, Time: 12:16:04, ID: ST180205M1-2 PFC CS-1 18A3008, Description: PFC CS-1 18A3008

N-EtFOSAA

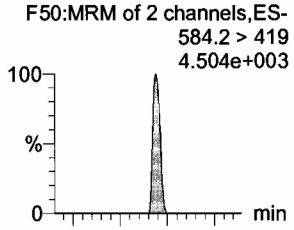

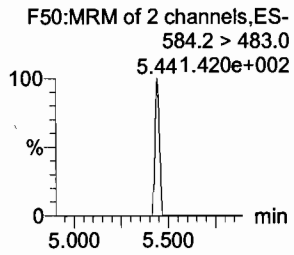

PFUdA

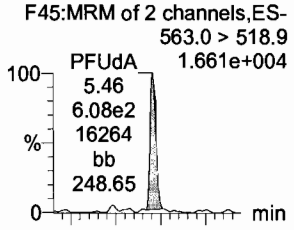

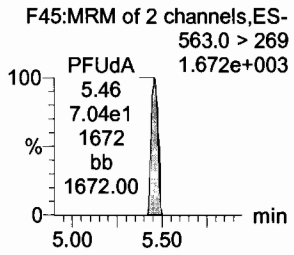

PFDS

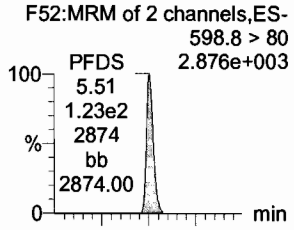

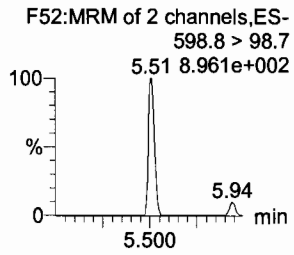

PFDoA

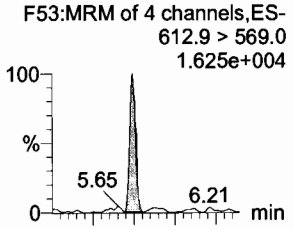

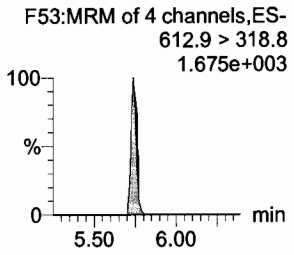

N-MeFOSA

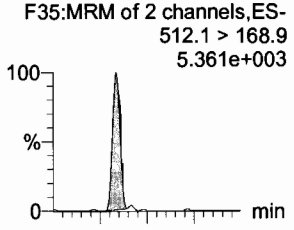

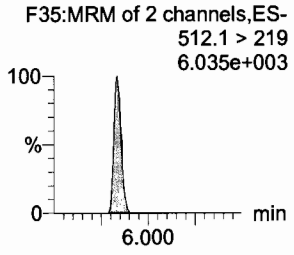

PFTrDA

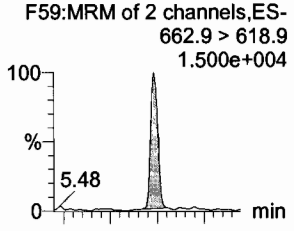

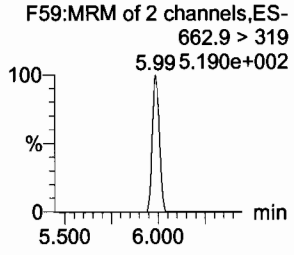

d5-N-EtFOSAA



13C2-PFUdA



13C2-PFUdA

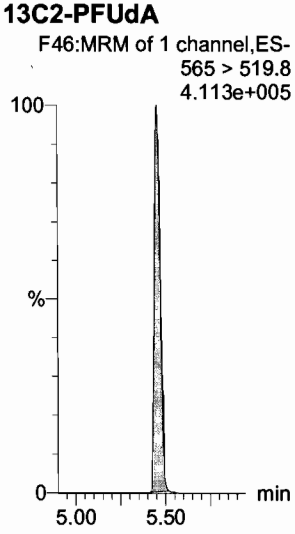

13C2-PFDoA

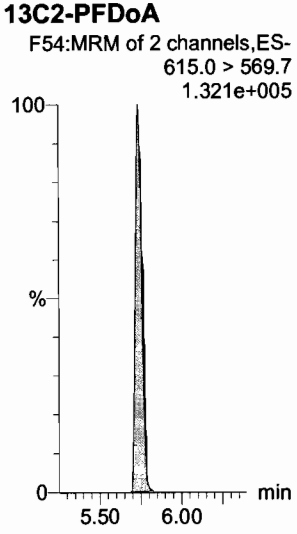

d3-N-MeFOSA

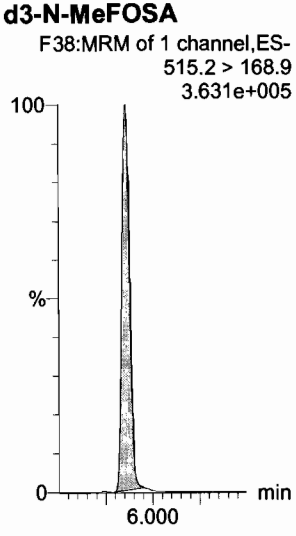

13C2-PFTeDA

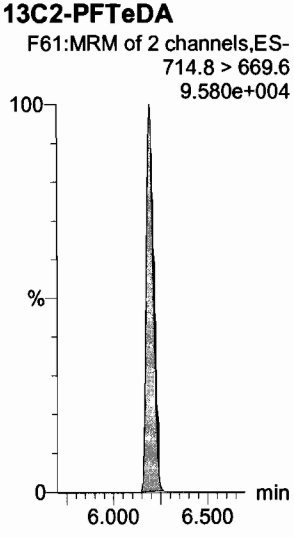

Dataset: F:\Projects\PFAS.PRO\Results\180205M1\180205M1-CRV.qld

Last Altered: Tuesday, February 06, 2018 08:49:29 Pacific Standard Time
Printed: Tuesday, February 06, 2018 08:51:03 Pacific Standard Time

Name: 180205M1_3, Date: 05-Feb-2018, Time: 12:16:04, ID: ST180205M1-2 PFC CS-1 18A3008, Description: PFC CS-1 18A3008

PFTeDA

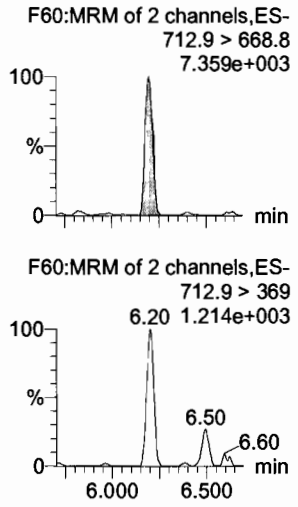

N-EtFOSA

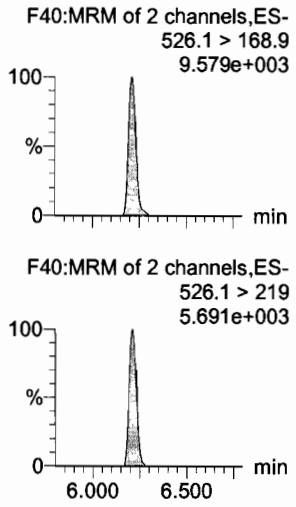

PFHxDA

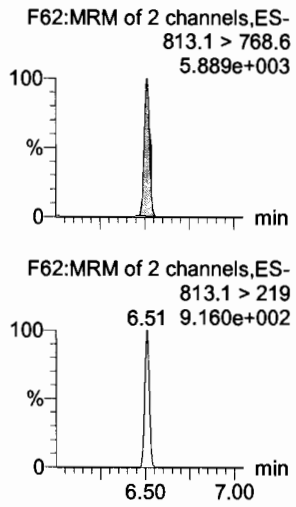

PFODA

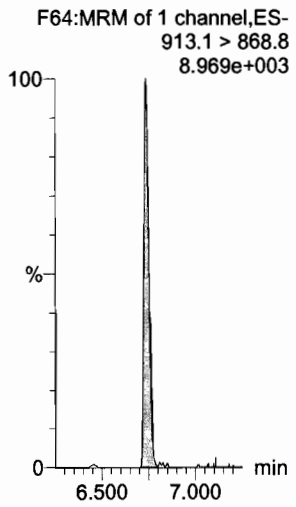

N-MeFOSE

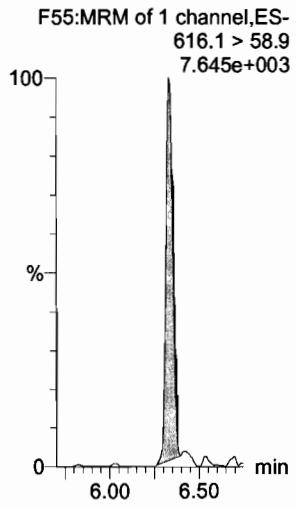

N-EtFOSE

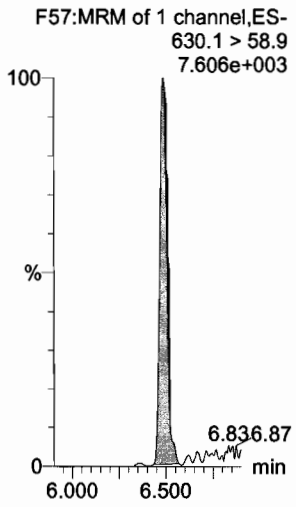

13C2-PFTeDA

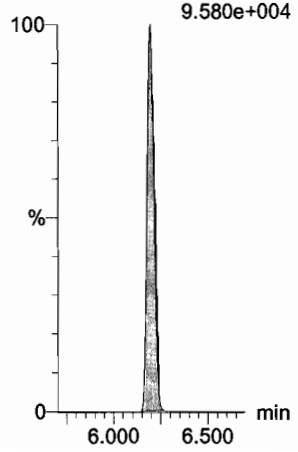

d5-N-ETFOSA

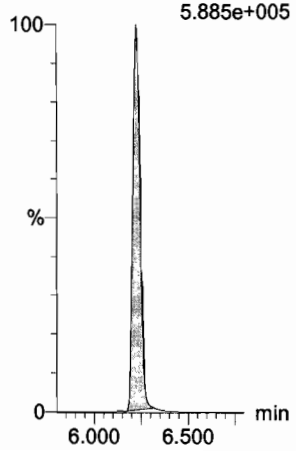

13C2-PFHxDA

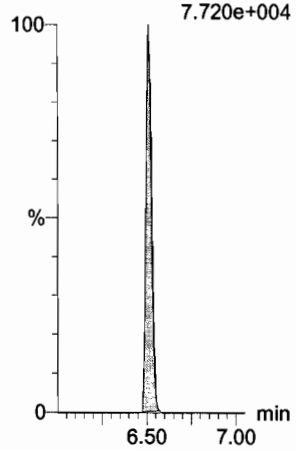

13C2-PFHxDA



d7-N-MeFOSE

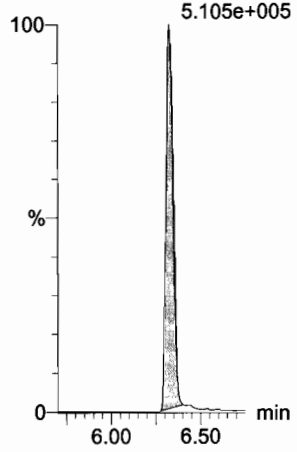

d9-N-EtFOSE

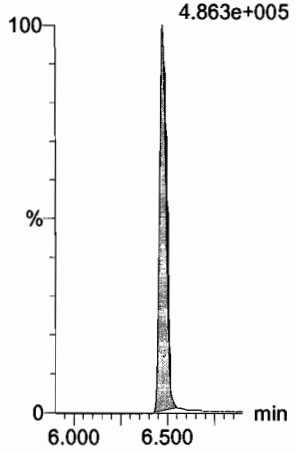

Dataset: F:\Projects\PFAS.PRO\Results\180205M1\180205M1-CRV.qld

Last Altered: Tuesday, February 06, 2018 08:49:29 Pacific Standard Time
Printed: Tuesday, February 06, 2018 08:51:03 Pacific Standard Time

Name: 180205M1_3, Date: 05-Feb-2018, Time: 12:16:04, ID: ST180205M1-2 PFC CS-1 18A3008, Description: PFC CS-1 18A3008

13C4-PFBA



13C5-PFHxA

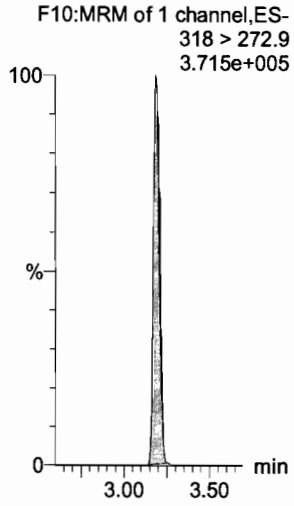

13C3-PFHxS

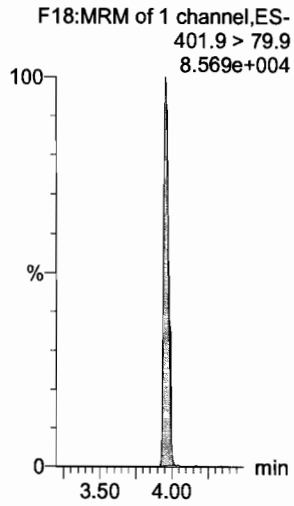

13C8-PFOA

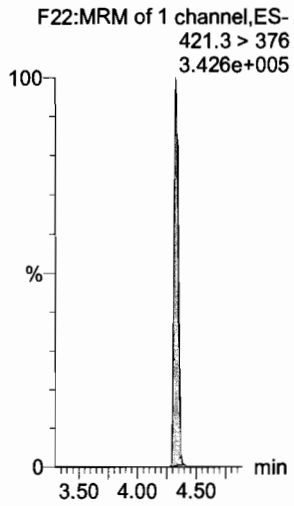

13C9-PFNA

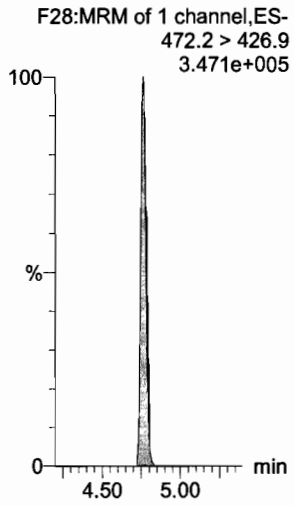

13C4-PFOS

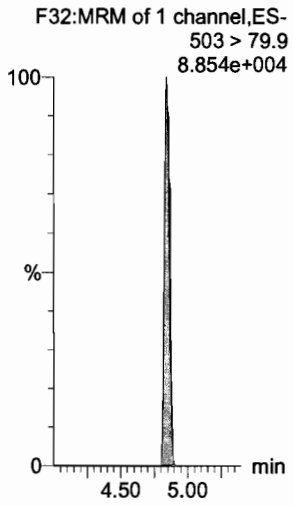

13C6-PFDA



13C7-PFUdA



13C2-4:2 FTS

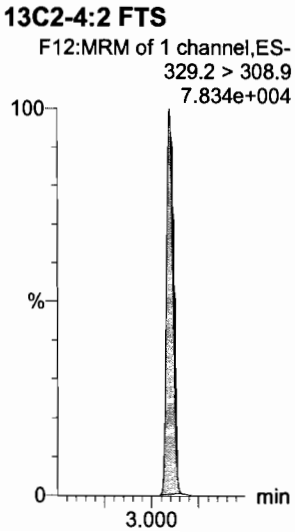

Dataset: F:\Projects\PFAS.PRO\Results\180205M1\180205M1-CRV.qld

Last Altered: Tuesday, February 06, 2018 08:49:29 Pacific Standard Time
Printed: Tuesday, February 06, 2018 08:51:03 Pacific Standard Time

Name: 180205M1_4, Date: 05-Feb-2018, Time: 12:27:31, ID: ST180205M1-3 PFC CS0 18A3009, Description: PFC CS0 18A3009

PFBA

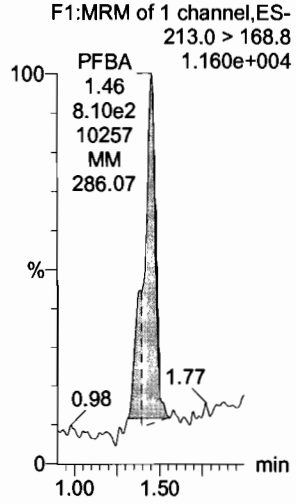

PFPeA

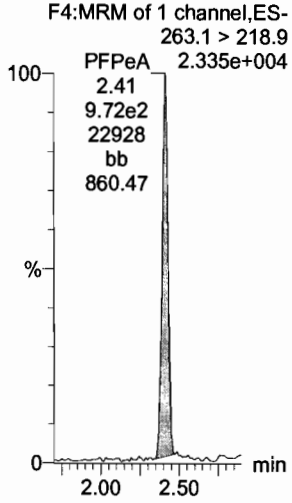

PFBS

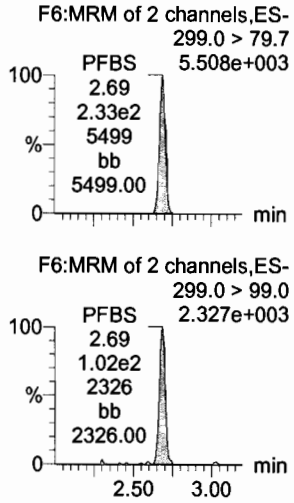

4:2 FTS

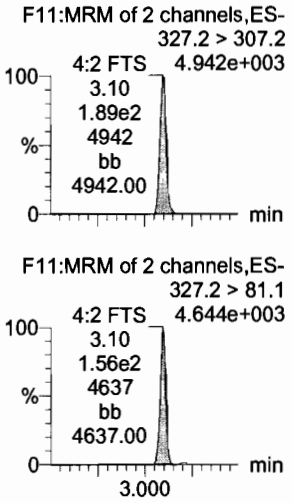

PFHxA

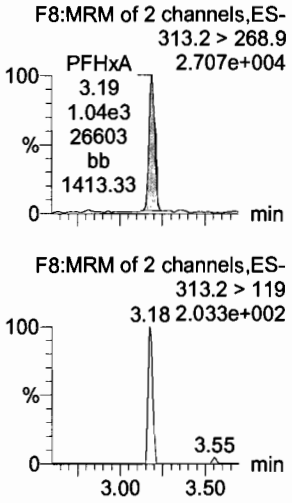

PFPeS

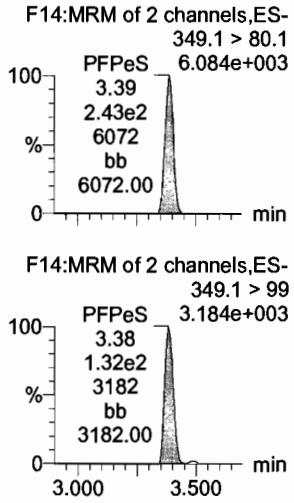

13C3-PFBA

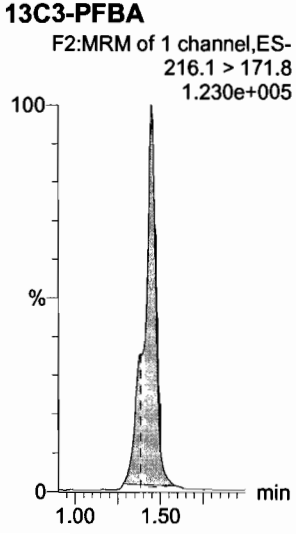

13C3-PFPeA

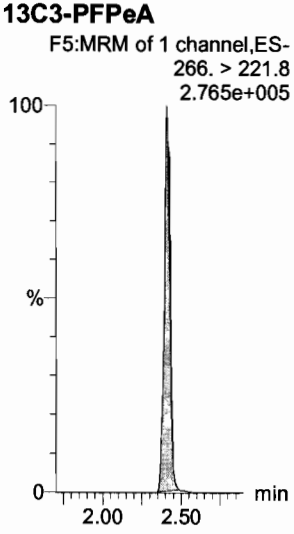

13C3-PFBS



13C3-PFBS

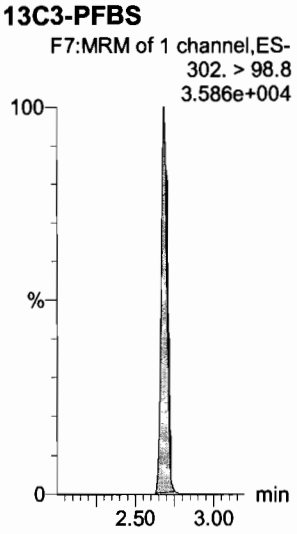

13C2-PFHxA

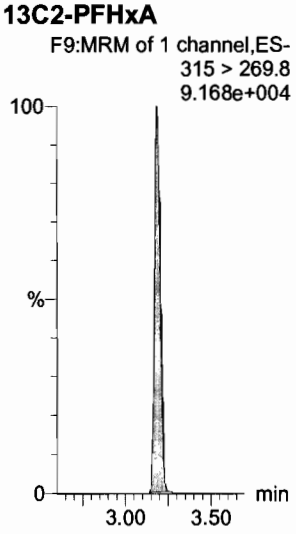

13C3-PFBS



Dataset: F:\Projects\PFAS.PRO\Results\180205M1\180205M1-CRV.qld

Last Altered: Tuesday, February 06, 2018 08:49:29 Pacific Standard Time
Printed: Tuesday, February 06, 2018 08:51:03 Pacific Standard Time

Name: 180205M1_4, Date: 05-Feb-2018, Time: 12:27:31, ID: ST180205M1-3 PFC CS0 18A3009, Description: PFC CS0 18A3009

PFHpA

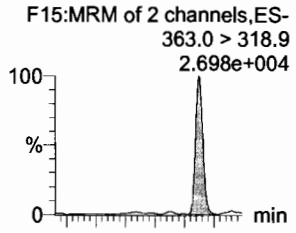

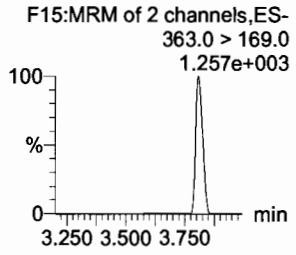

L-PFHxS

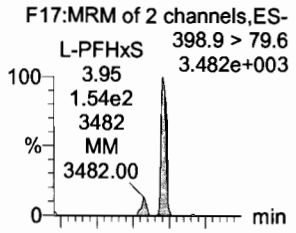

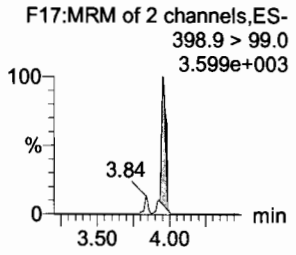

6:2 FTS

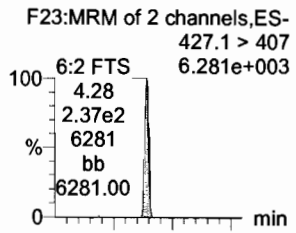

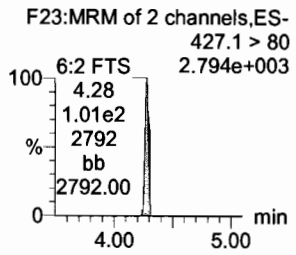

L-PFOA

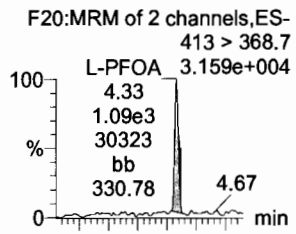

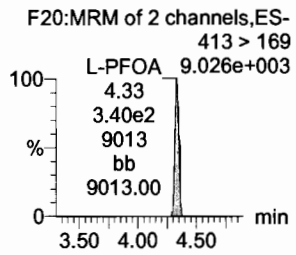

PFHpS

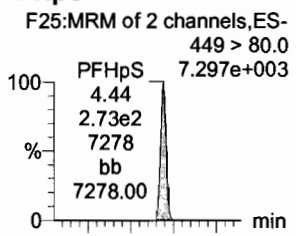

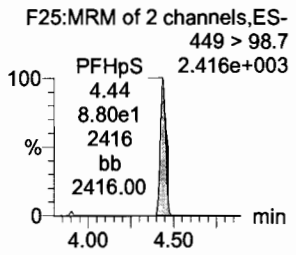

PFNA

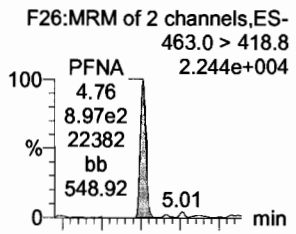

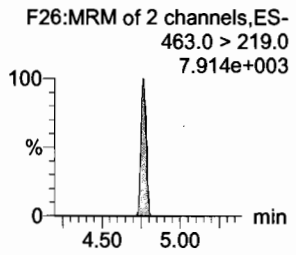

13C4-PFHpA



18O2-PFHxS



13C2-PFOA

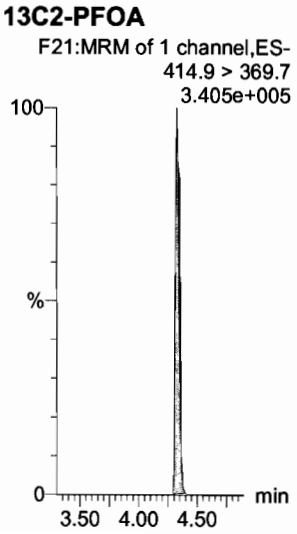

13C2-PFOA



13C8-PFOS

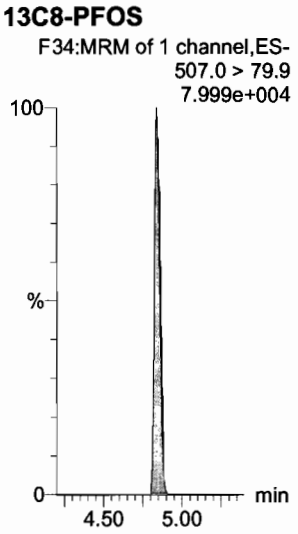

13C5-PFNA

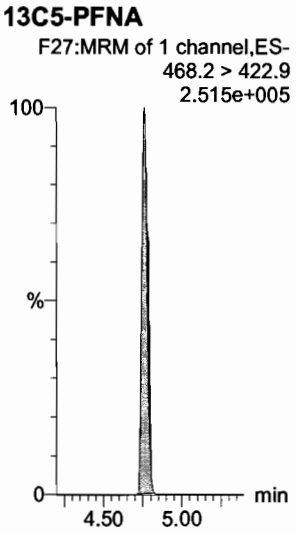

Dataset: F:\Projects\PFAS.PRO\Results\180205M1\180205M1-CRV.qld

Last Altered: Tuesday, February 06, 2018 08:49:29 Pacific Standard Time
Printed: Tuesday, February 06, 2018 08:51:03 Pacific Standard Time

Name: 180205M1_4, Date: 05-Feb-2018, Time: 12:27:31, ID: ST180205M1-3 PFC CS0 18A3009, Description: PFC CS0 18A3009

PFOSA

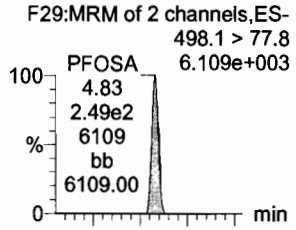

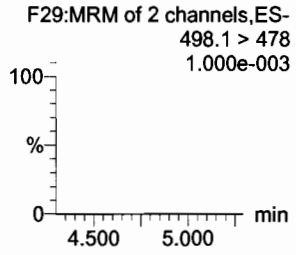

L-PFOS

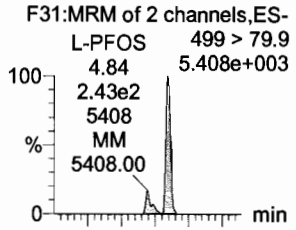

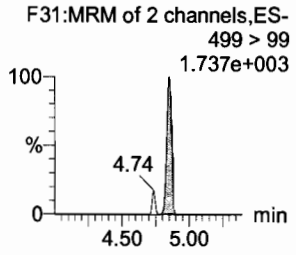

PFDA

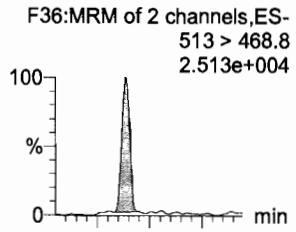

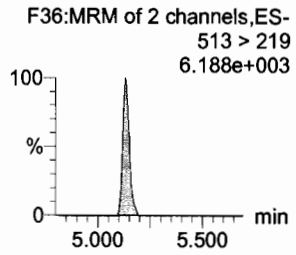

8:2 FTS

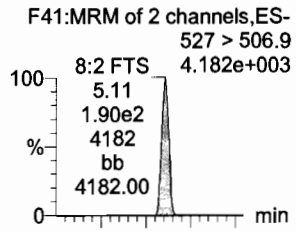

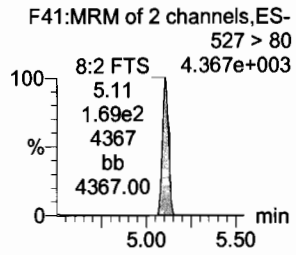

PFNS

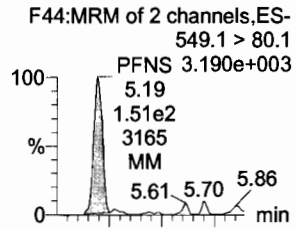

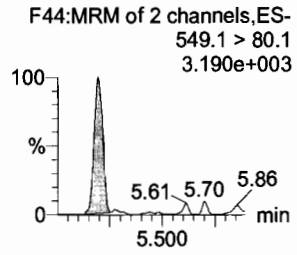

N-MeFOSAA

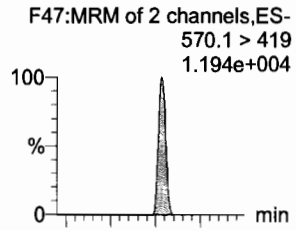

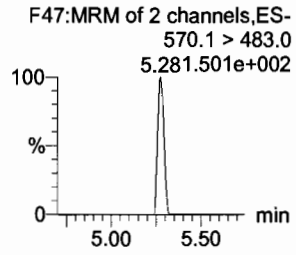

13C8-PFOSA

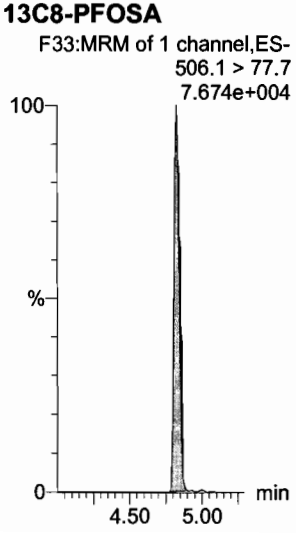

13C8-PFOS



13C2-PFDA



13C2-PFDA



13C8-PFOS



d3-N-MeFOSAA

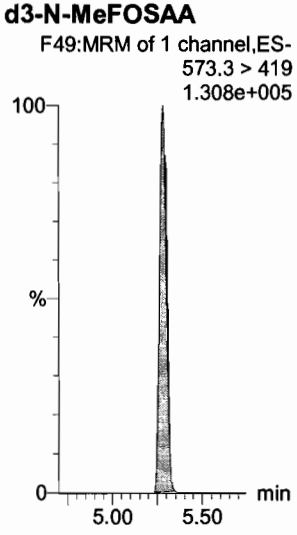

Dataset: F:\Projects\PFAS.PRO\Results\180205M1\180205M1-CRV.qld

Last Altered: Tuesday, February 06, 2018 08:49:29 Pacific Standard Time
Printed: Tuesday, February 06, 2018 08:51:03 Pacific Standard Time

Name: 180205M1_4, Date: 05-Feb-2018, Time: 12:27:31, ID: ST180205M1-3 PFC CS0 18A3009, Description: PFC CS0 18A3009

N-EtFOSAA

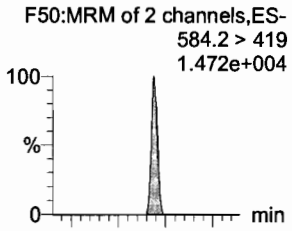

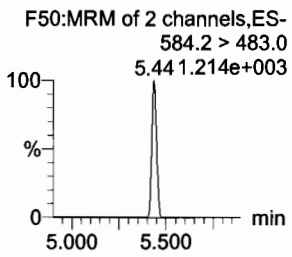

PFUdA

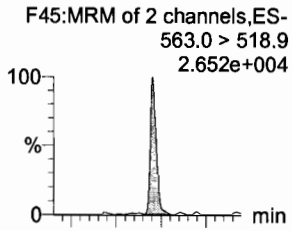

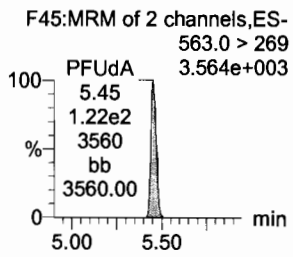

PFDS

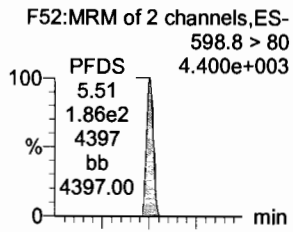

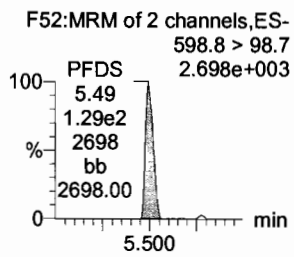

PFDoA

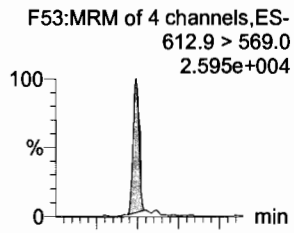

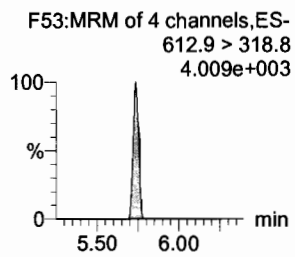

N-MeFOSA

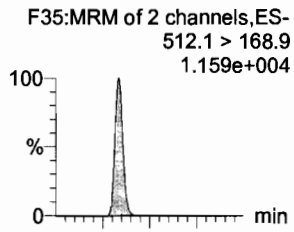

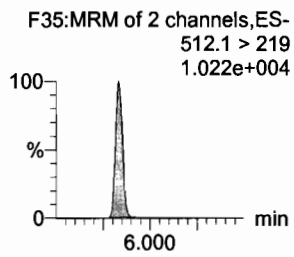

PFTrDA

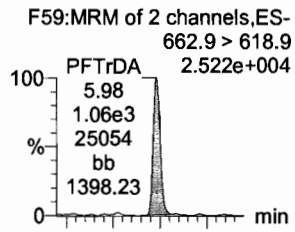

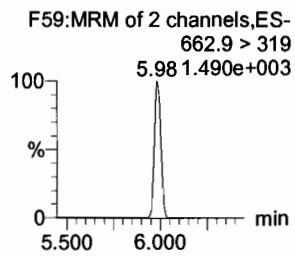

d5-N-EtFOSAA

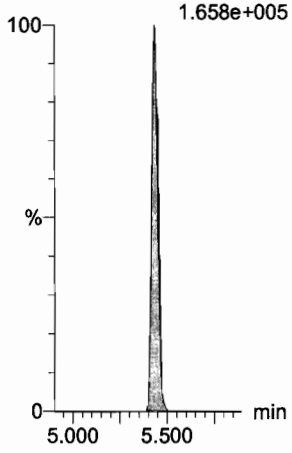

13C2-PFUdA

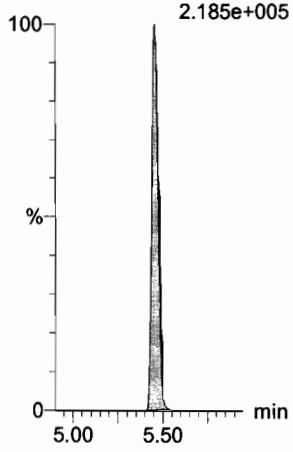

13C2-PFUdA

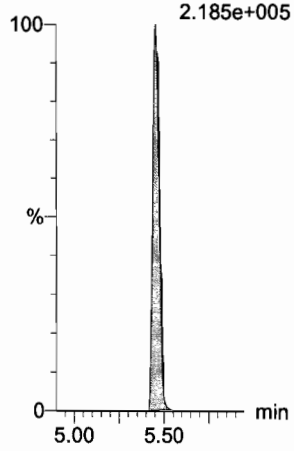

13C2-PFDoA

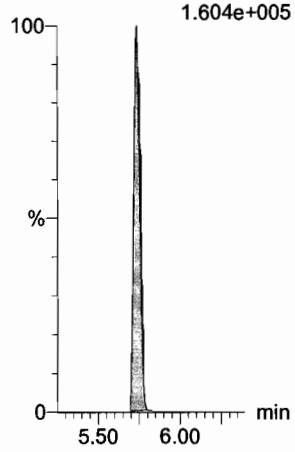

d3-N-MeFOSA

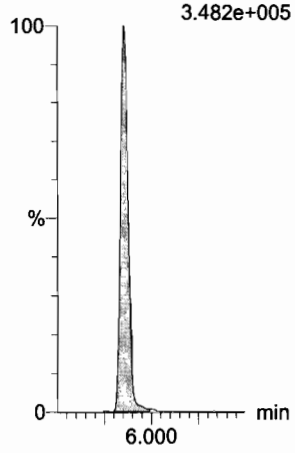

13C2-PFTeDA



Dataset: F:\Projects\PFAS.PRO\Results\180205M1\180205M1-CRV.qld

Last Altered: Tuesday, February 06, 2018 08:49:29 Pacific Standard Time
Printed: Tuesday, February 06, 2018 08:51:03 Pacific Standard Time

Name: 180205M1_4, Date: 05-Feb-2018, Time: 12:27:31, ID: ST180205M1-3 PFC CS0 18A3009, Description: PFC CS0 18A3009

PFTeDA

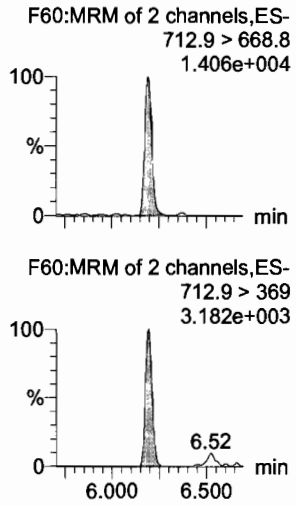

N-EtFOSA

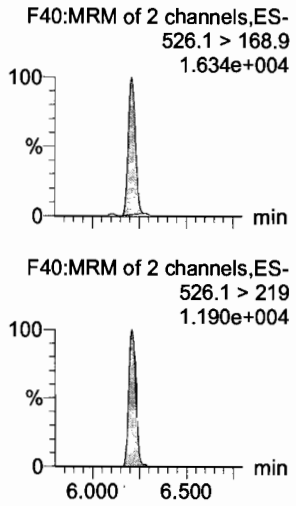

PFHxDA

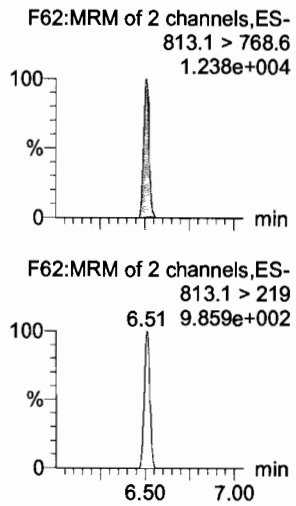

PFODA



N-MeFOSE



N-EtFOSE

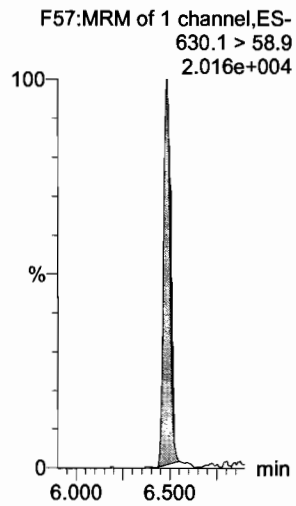

13C2-PFTeDA

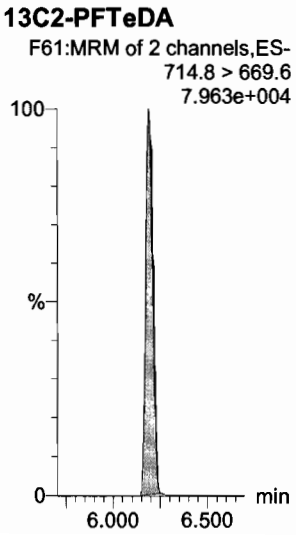

d5-N-ETFOSA

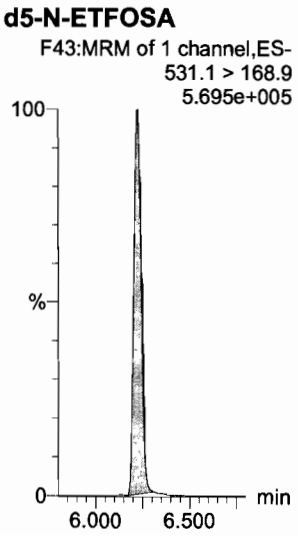

13C2-PFHxDA



13C2-PFHxDA

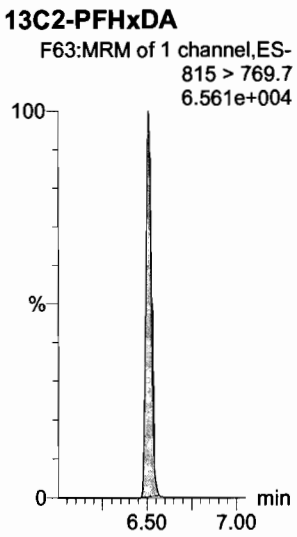

d7-N-MeFOSE

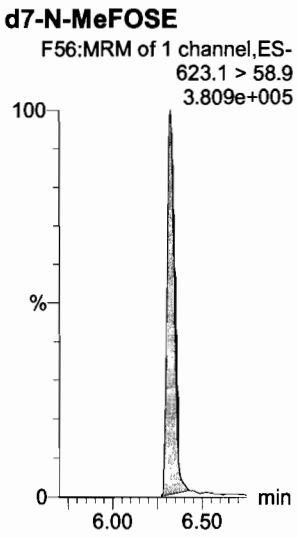

d9-N-EtFOSE

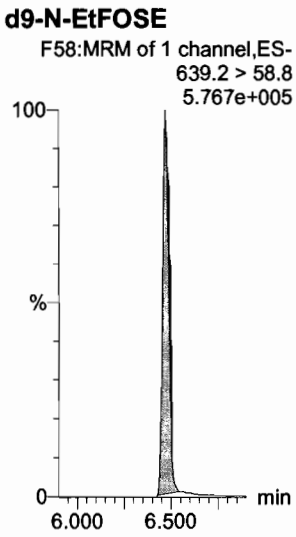

Dataset: F:\Projects\PFAS.PRO\Results\180205M1\180205M1-CRV.qld

Last Altered: Tuesday, February 06, 2018 08:49:29 Pacific Standard Time
Printed: Tuesday, February 06, 2018 08:51:03 Pacific Standard Time

Name: 180205M1_4, Date: 05-Feb-2018, Time: 12:27:31, ID: ST180205M1-3 PFC CS0 18A3009, Description: PFC CS0 18A3009

13C4-PFBA

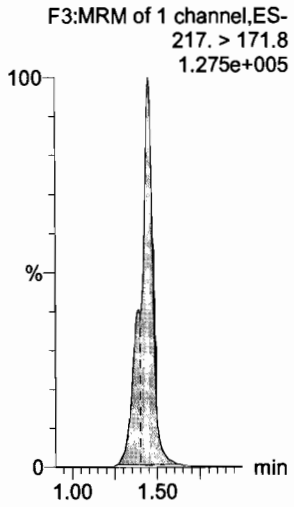

13C5-PFHxA



13C3-PFHxS

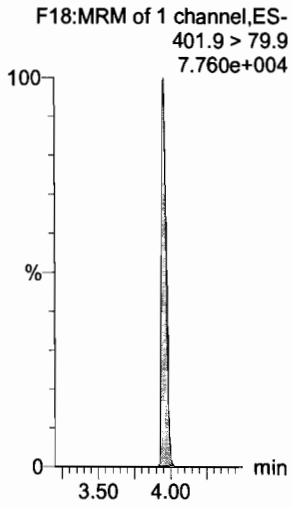

13C8-PFOA

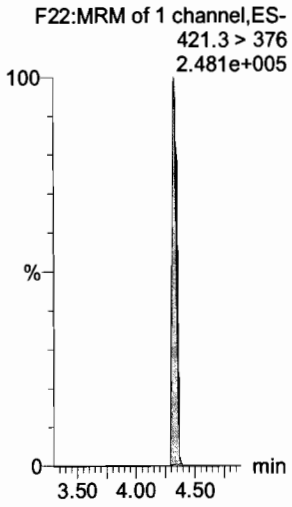

13C9-PFNA

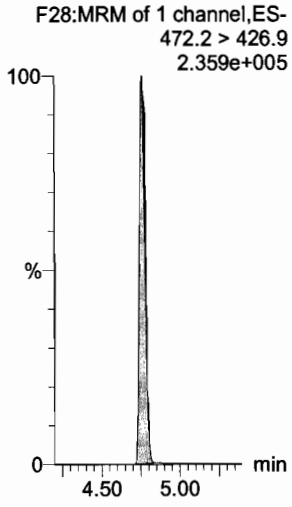

13C4-PFOS

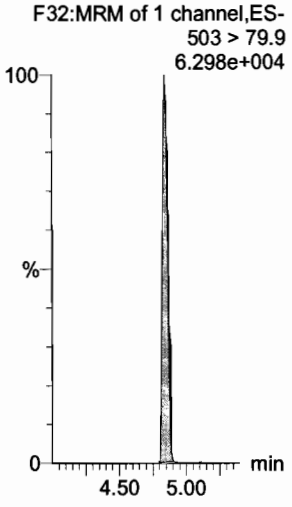

13C6-PFDA



13C7-PFUdA

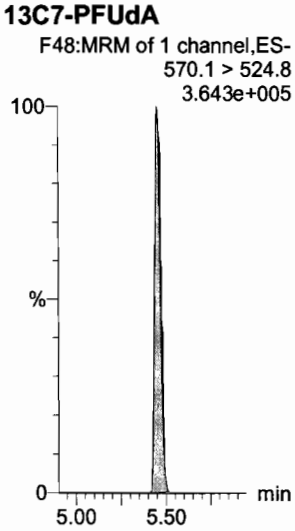

13C2-4:2 FTS



Dataset: F:\Projects\PFAS.PRO\Results\180205M1\180205M1-CRV.qld

Last Altered: Tuesday, February 06, 2018 08:49:29 Pacific Standard Time
Printed: Tuesday, February 06, 2018 08:51:03 Pacific Standard Time

Name: 180205M1_5, Date: 05-Feb-2018, Time: 12:38:58, ID: ST180205M1-4 PFC CS1 18A3010, Description: PFC CS1 18A3010

PFBA

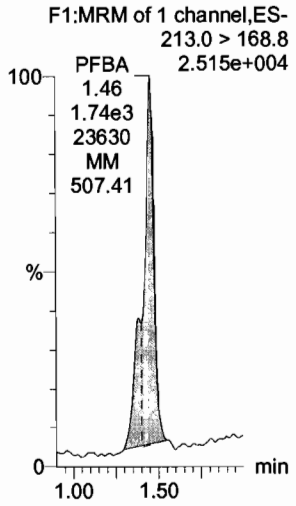

PFPeA

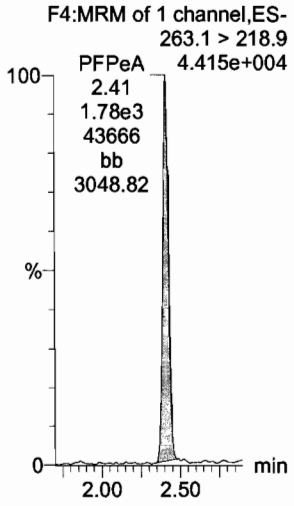

PFBS

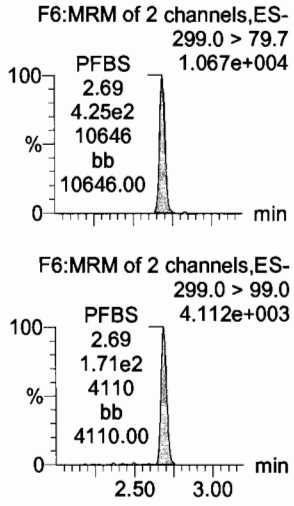

4:2 FTS

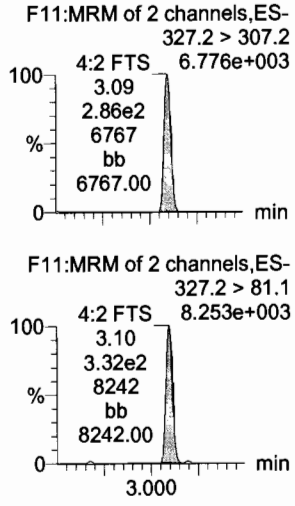

PFHxA

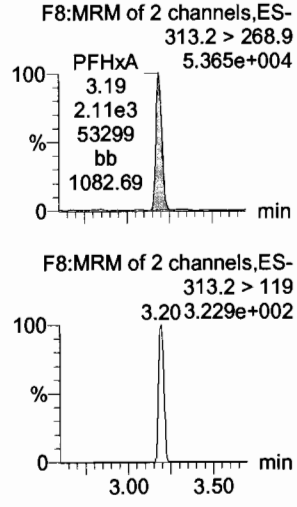

PFPeS

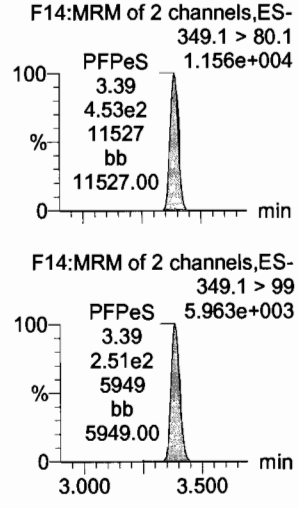

13C3-PFBA

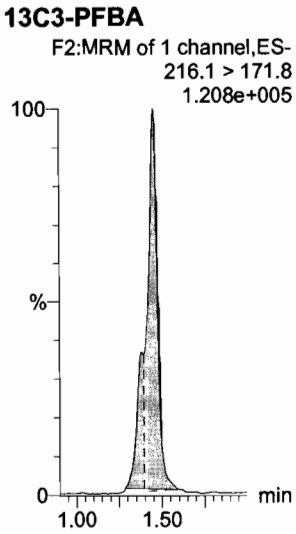

13C3-PFPeA



13C3-PFBS

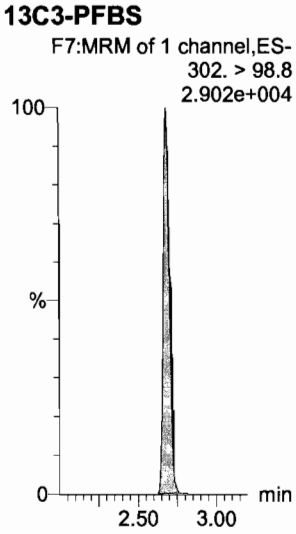

13C3-PFBS

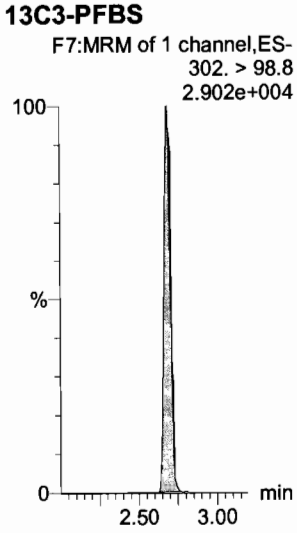

13C2-PFHxA

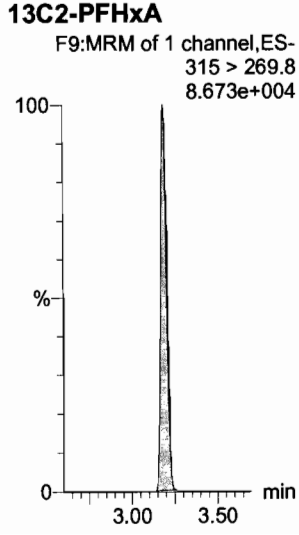

13C3-PFBS

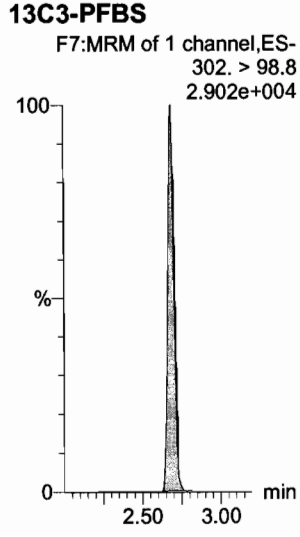

Dataset: F:\Projects\PFAS.PRO\Results\180205M1\180205M1-CRV.qld

Last Altered: Tuesday, February 06, 2018 08:49:29 Pacific Standard Time
Printed: Tuesday, February 06, 2018 08:51:03 Pacific Standard Time

Name: 180205M1_5, Date: 05-Feb-2018, Time: 12:38:58, ID: ST180205M1-4 PFC CS1 18A3010, Description: PFC CS1 18A3010

PFHpA

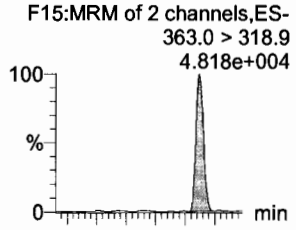

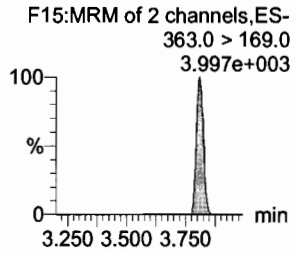

L-PFHxS

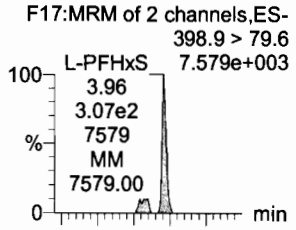

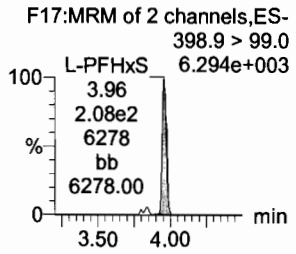

6:2 FTS

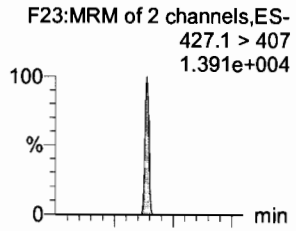

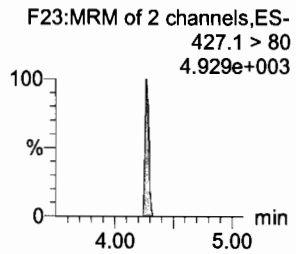

L-PFOA

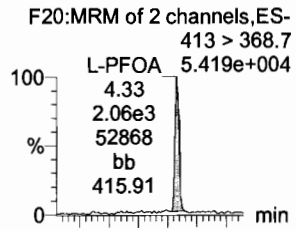

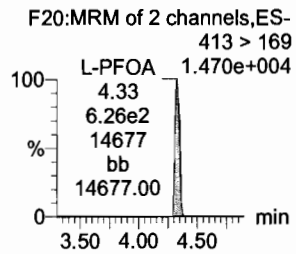

PFHpS

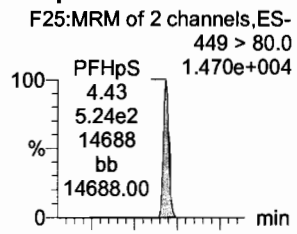

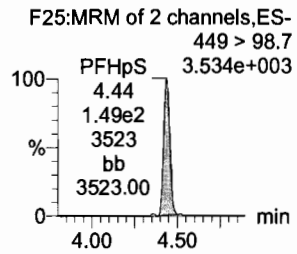

PFNA

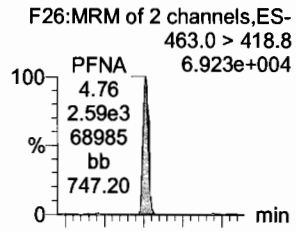

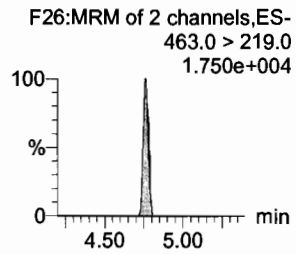

13C4-PFHpA



18O2-PFHxS



13C2-PFOA



13C2-PFOA

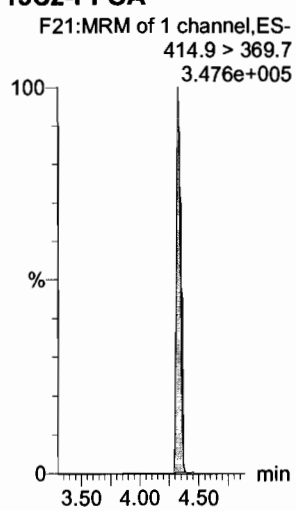

13C8-PFOS

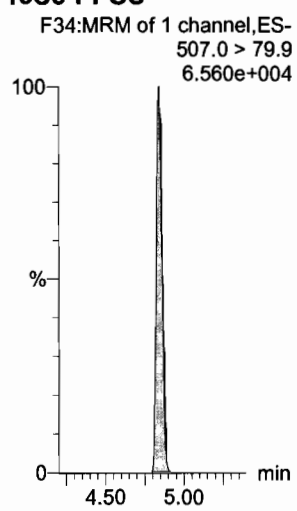

13C5-PFNA



Dataset: F:\Projects\PFAS.PRO\Results\180205M1\180205M1-CRV.qld

Last Altered: Tuesday, February 06, 2018 08:49:29 Pacific Standard Time
Printed: Tuesday, February 06, 2018 08:51:03 Pacific Standard Time

Name: 180205M1_5, Date: 05-Feb-2018, Time: 12:38:58, ID: ST180205M1-4 PFC CS1 18A3010, Description: PFC CS1 18A3010

PFOSA

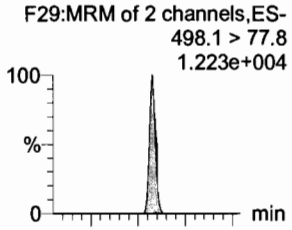

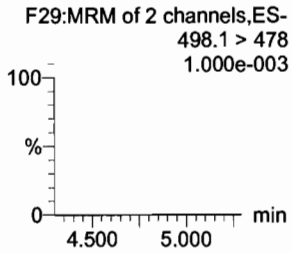

L-PFOS

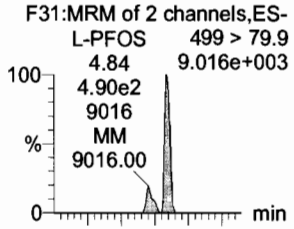

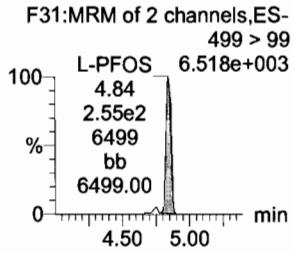

PFDA

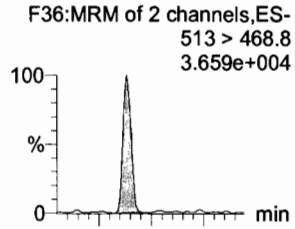

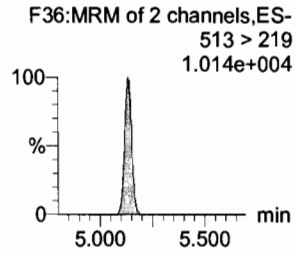

8:2 FTS

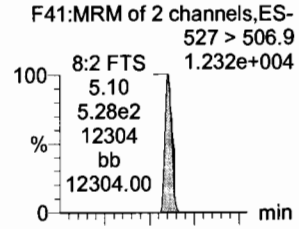

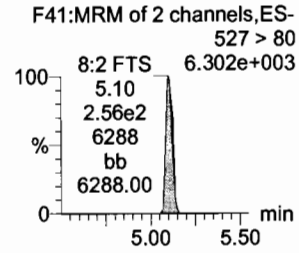

PFNS

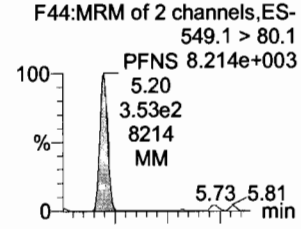

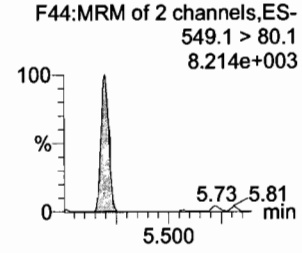

N-MeFOSAA

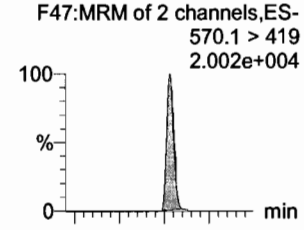

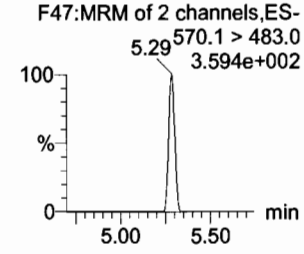

13C8-PFOSA

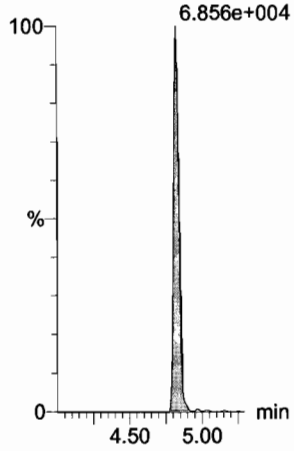

13C8-PFOS



13C2-PFDA

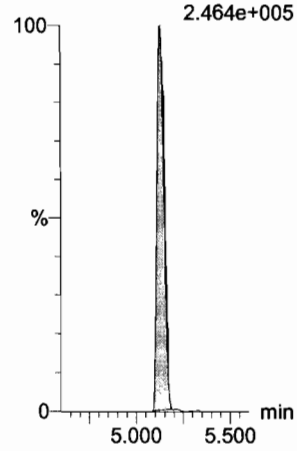

13C2-PFDA



13C8-PFOS

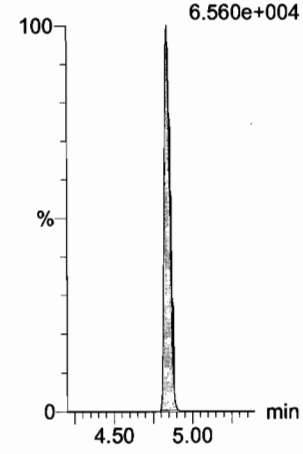

d3-N-MeFOSAA

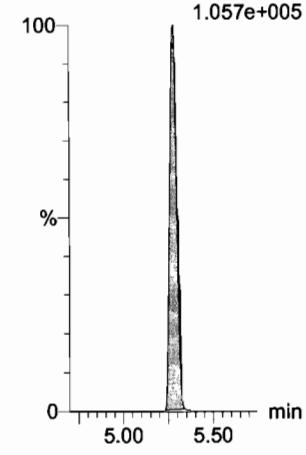

Dataset: F:\Projects\PFAS.PRO\Results\180205M1\180205M1-CRV.qld

Last Altered: Tuesday, February 06, 2018 08:49:29 Pacific Standard Time
Printed: Tuesday, February 06, 2018 08:51:03 Pacific Standard Time

Name: 180205M1_5, Date: 05-Feb-2018, Time: 12:38:58, ID: ST180205M1-4 PFC CS1 18A3010, Description: PFC CS1 18A3010

N-EtFOSAA

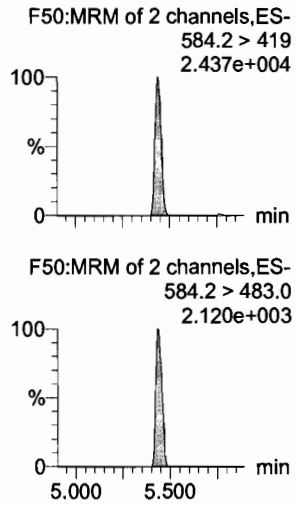

PFUdA

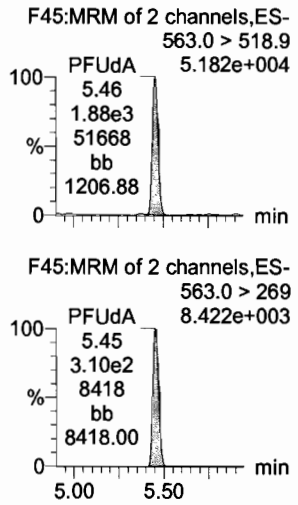

PFDS

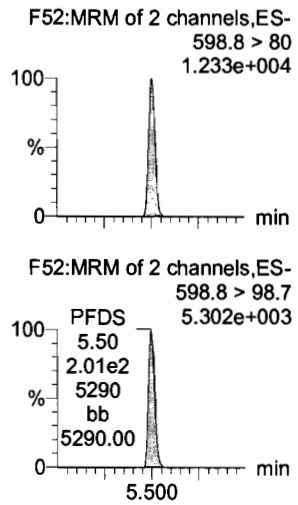

PFDoA

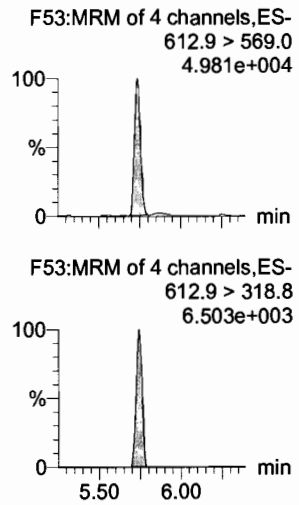

N-MeFOSA

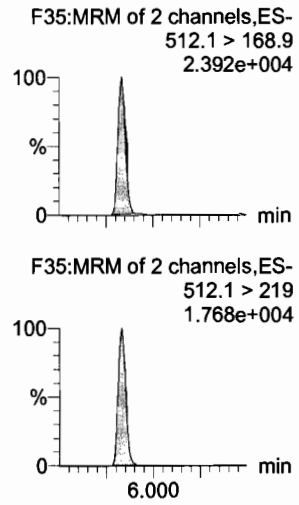

PFTrDA

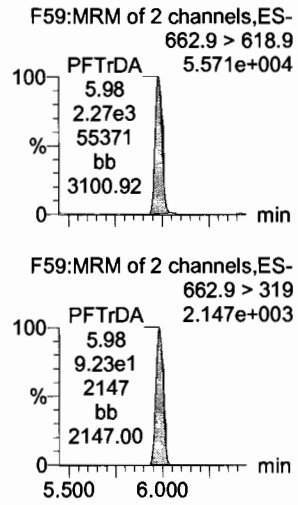

d5-N-EtFOSAA



13C2-PFUdA

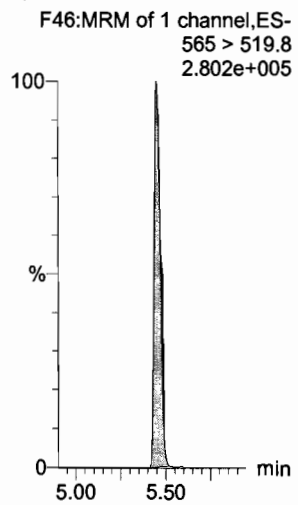

13C2-PFUdA

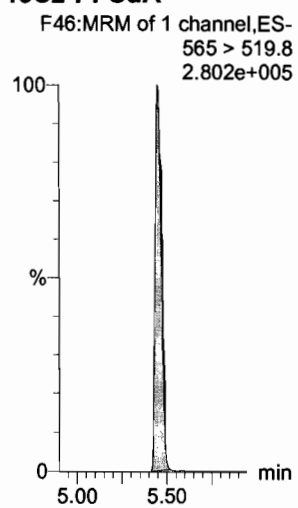

13C2-PFDoA

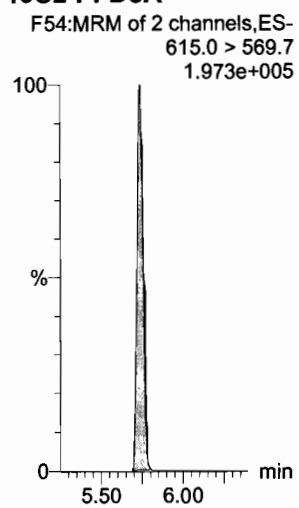

d3-N-MeFOSA

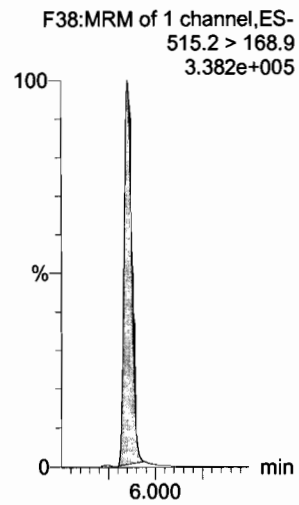

13C2-PFTeDA

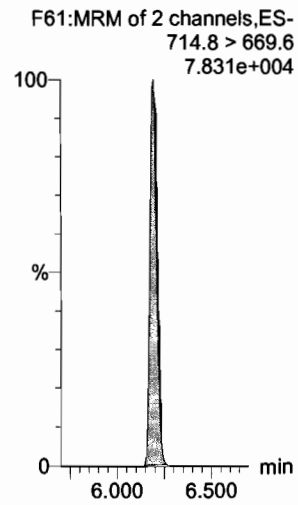

Dataset: F:\Projects\PFAS.PRO\Results\180205M1\180205M1-CRV.qld

Last Altered: Tuesday, February 06, 2018 08:49:29 Pacific Standard Time
Printed: Tuesday, February 06, 2018 08:51:03 Pacific Standard Time

Name: 180205M1_5, Date: 05-Feb-2018, Time: 12:38:58, ID: ST180205M1-4 PFC CS1 18A3010, Description: PFC CS1 18A3010

PFTeDA

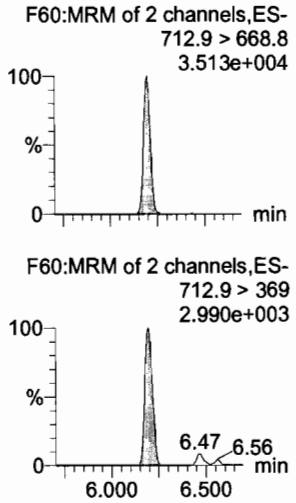

N-EtFOSA

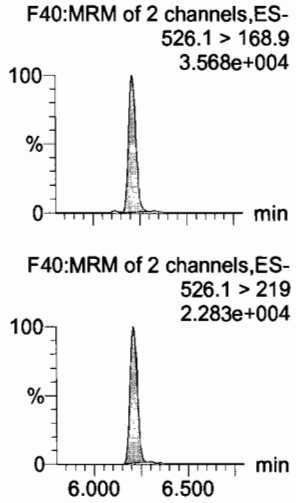

PFHxDA

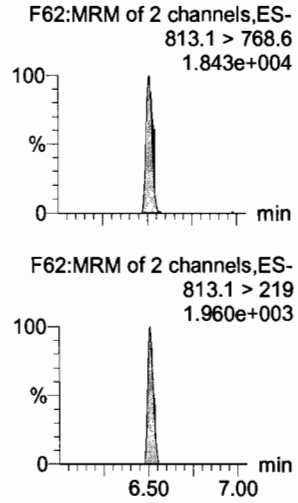

PFODA

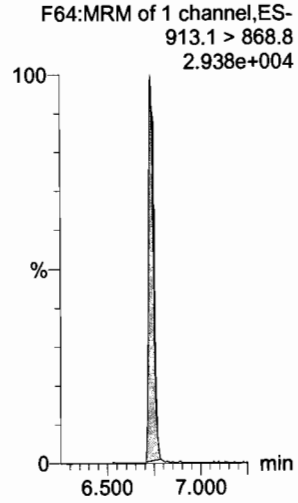

N-MeFOSE

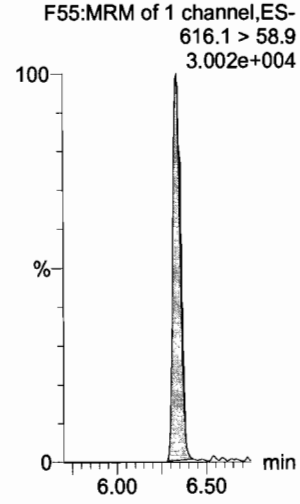

N-EtFOSE

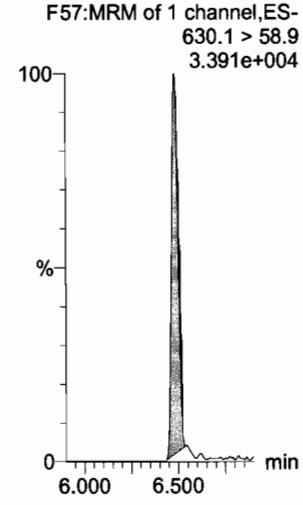

13C2-PFTeDA



d5-N-ETFOSA



13C2-PFHxDA

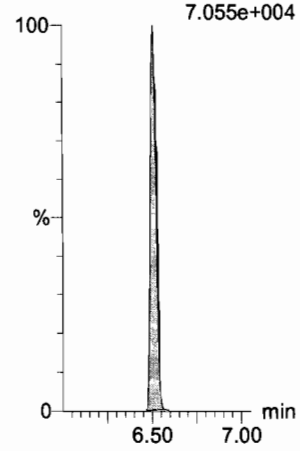

13C2-PFHxDA

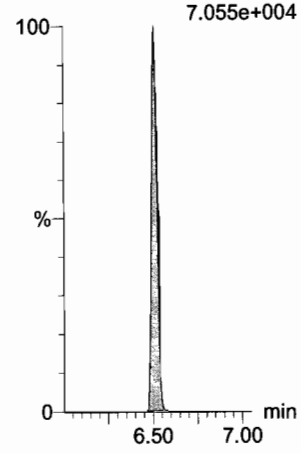

d7-N-MeFOSE

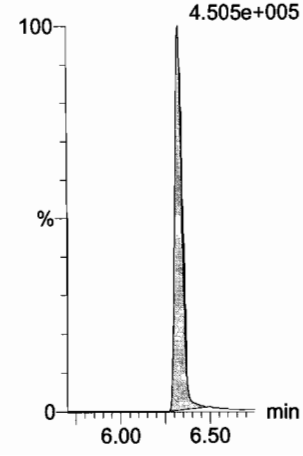

d9-N-EtFOSE

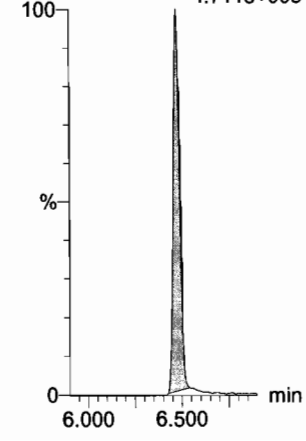

Dataset: F:\Projects\PFAS.PRO\Results\180205M1\180205M1-CRV.qld

Last Altered: Tuesday, February 06, 2018 08:49:29 Pacific Standard Time
Printed: Tuesday, February 06, 2018 08:51:03 Pacific Standard Time

Name: 180205M1_5, Date: 05-Feb-2018, Time: 12:38:58, ID: ST180205M1-4 PFC CS1 18A3010, Description: PFC CS1 18A3010

13C4-PFBA

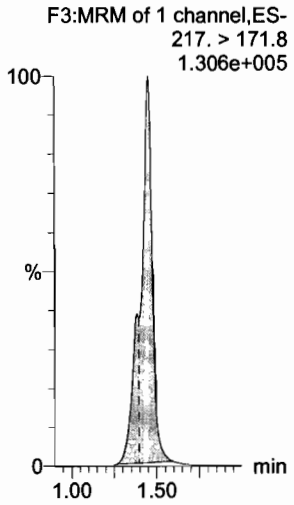

13C5-PFHxA



13C3-PFHxS

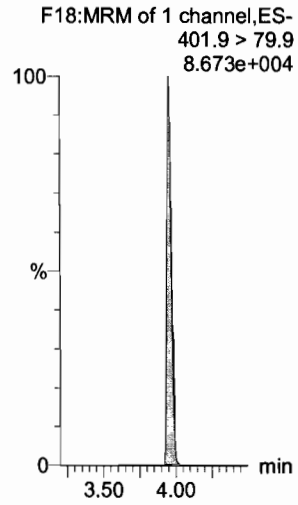

13C8-PFOA

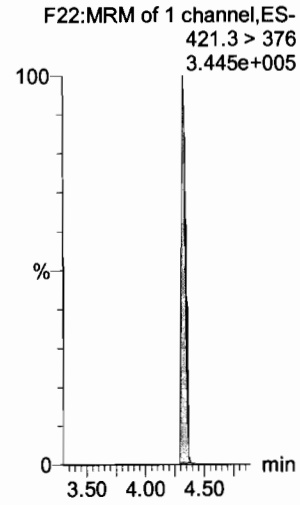

13C9-PFNA

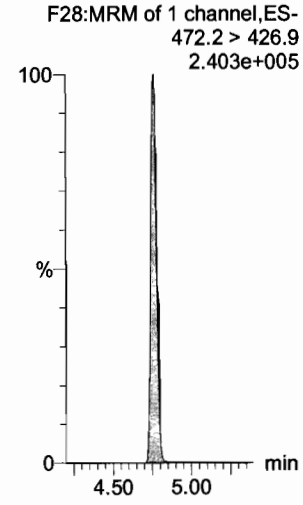

13C4-PFOS

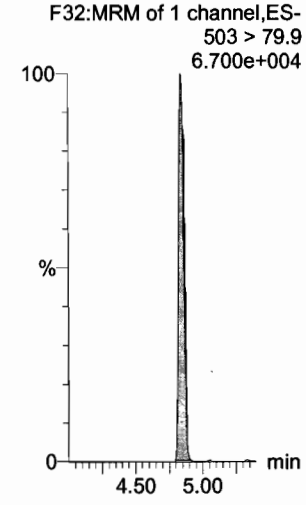

13C6-PFDA



13C7-PFUdA



13C2-4:2 FTS

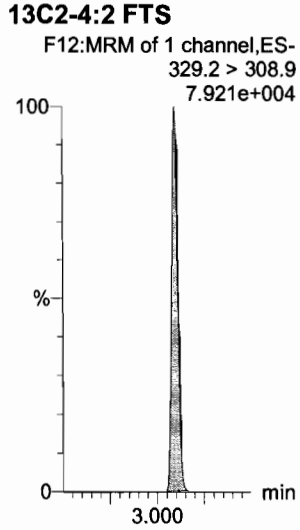

Dataset: F:\Projects\PFAS.PRO\Results\180205M1\180205M1-CRV.qld

Last Altered: Tuesday, February 06, 2018 08:49:29 Pacific Standard Time
Printed: Tuesday, February 06, 2018 08:51:03 Pacific Standard Time

Name: 180205M1_6, Date: 05-Feb-2018, Time: 12:50:27, ID: ST180205M1-5 PFC CS2 18A3011, Description: PFC CS2 18A3011

PFBA



PFPeA

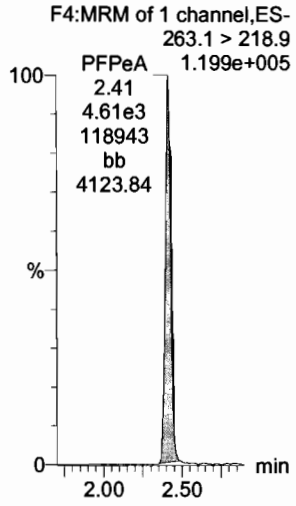

PFBS

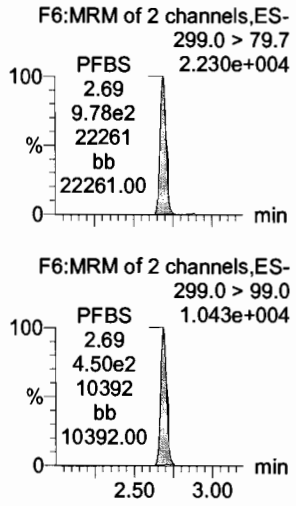

4:2 FTS

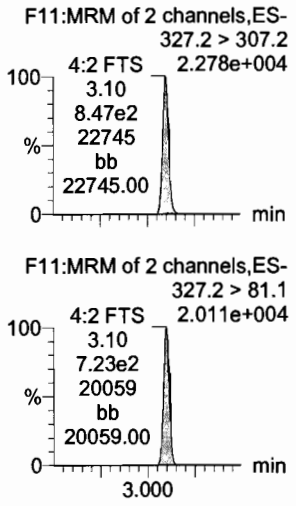

PFHxA

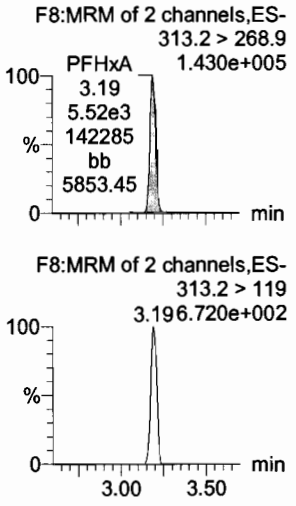

PFPeS

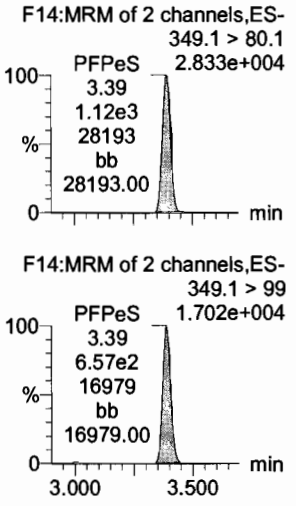

13C3-PFBA

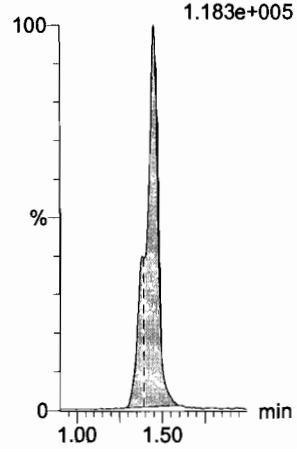

13C3-PFPeA

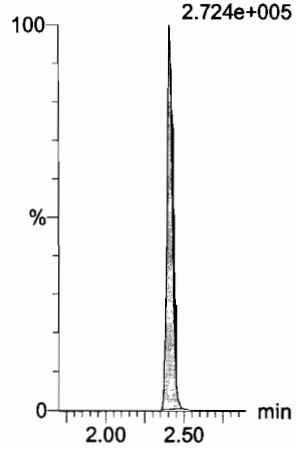

13C3-PFBS



13C3-PFBS

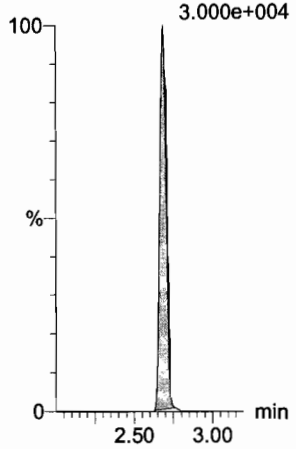

13C2-PFHxA

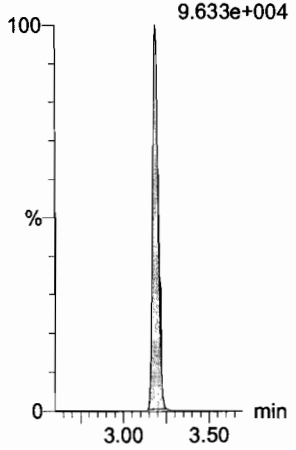

13C3-PFBS

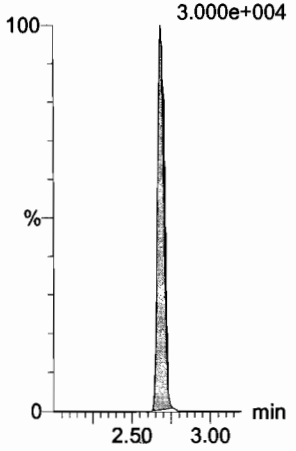

Dataset: F:\Projects\PFAS.PRO\Results\180205M1\180205M1-CRV.qld

Last Altered: Tuesday, February 06, 2018 08:49:29 Pacific Standard Time
Printed: Tuesday, February 06, 2018 08:51:03 Pacific Standard Time

Name: 180205M1_6, Date: 05-Feb-2018, Time: 12:50:27, ID: ST180205M1-5 PFC CS2 18A3011, Description: PFC CS2 18A3011

PFHpA

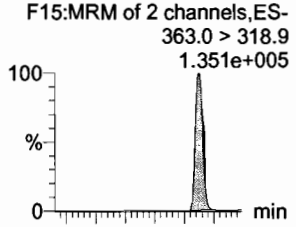

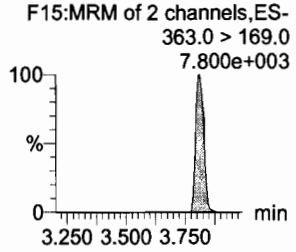

L-PFHxS

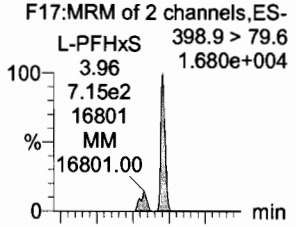

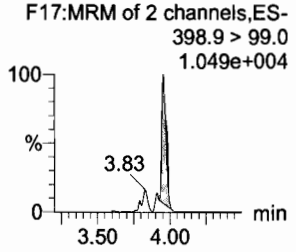

6:2 FTS

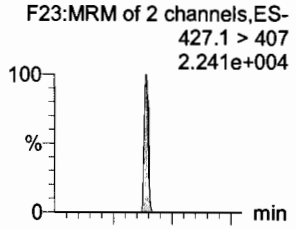

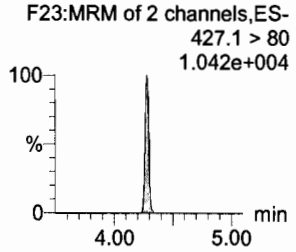

L-PFOA

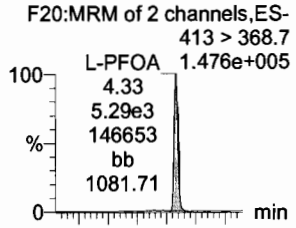

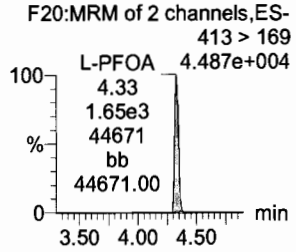

PFHpS

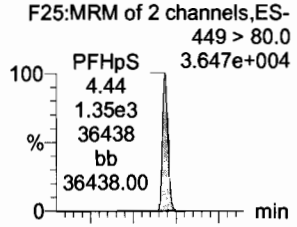

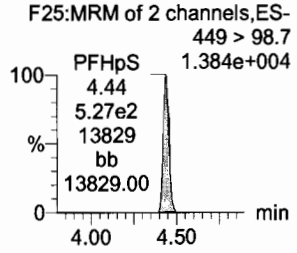

PFNA

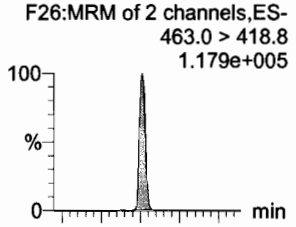

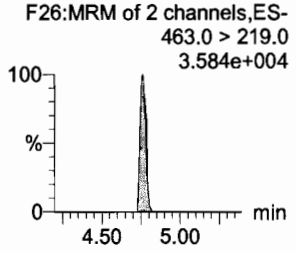

13C4-PFHpA

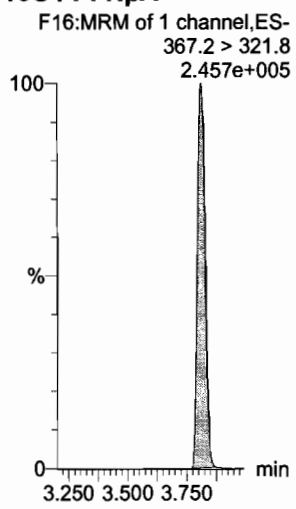

18O2-PFHxS

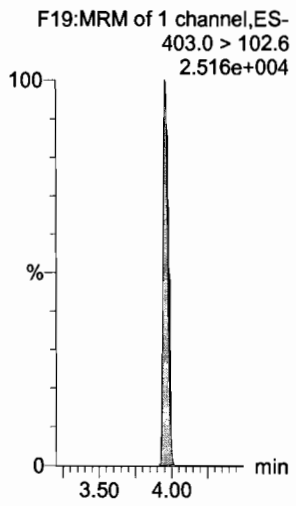

13C2-PFOA

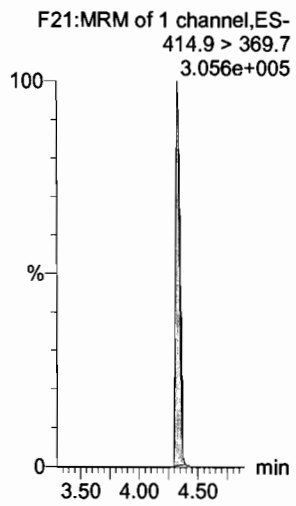

13C2-PFOA

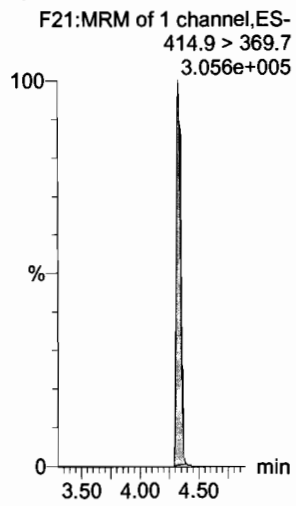

13C8-PFOS

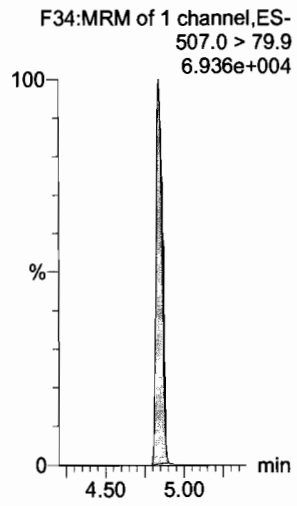

13C5-PFNA

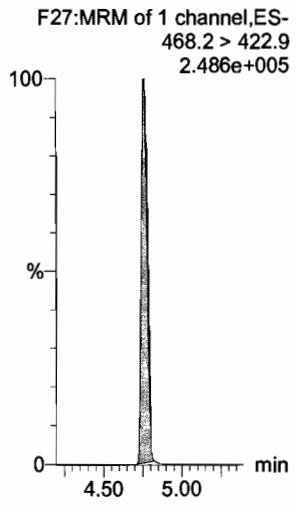

Dataset: F:\Projects\PFAS.PRO\Results\180205M1\180205M1-CRV.qld

Last Altered: Tuesday, February 06, 2018 08:49:29 Pacific Standard Time
Printed: Tuesday, February 06, 2018 08:51:03 Pacific Standard Time

Name: 180205M1_6, Date: 05-Feb-2018, Time: 12:50:27, ID: ST180205M1-5 PFC CS2 18A3011, Description: PFC CS2 18A3011

PFOSA

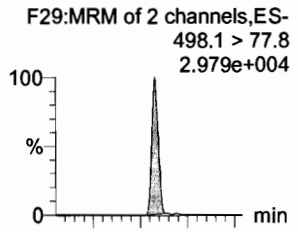

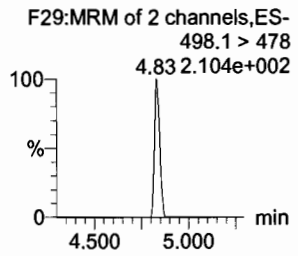

L-PFOS

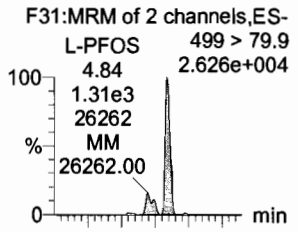

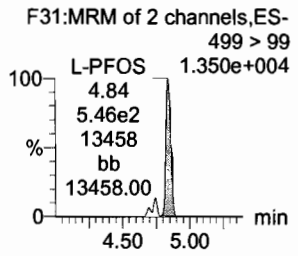

PFDA

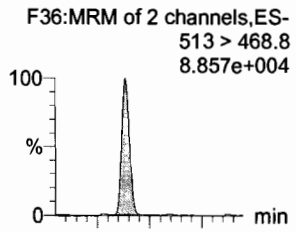

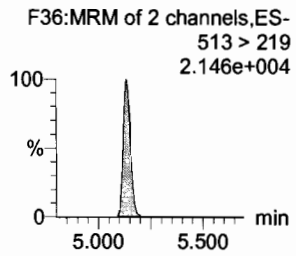

8:2 FTS

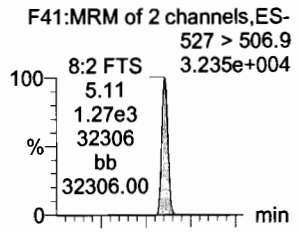

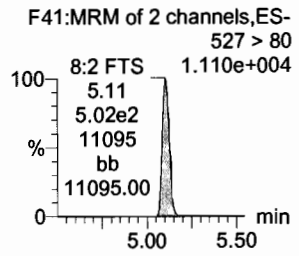

PFNS

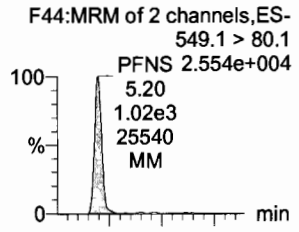

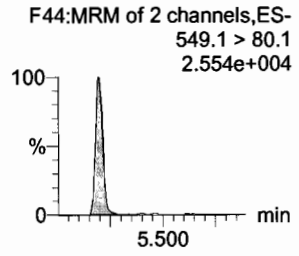

N-MeFOSAA

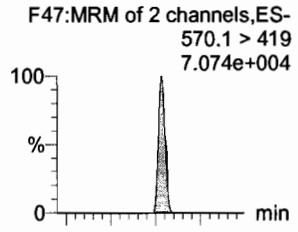

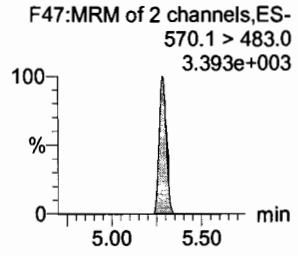

13C8-PFOSA



13C8-PFOS



13C2-PFDA



13C2-PFDA

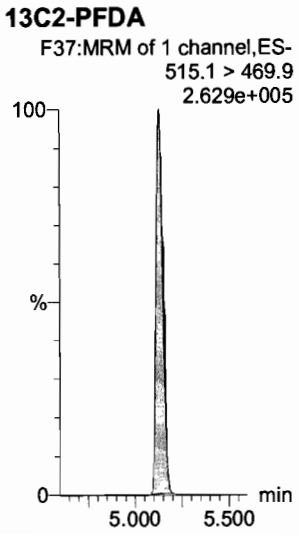

13C8-PFOS

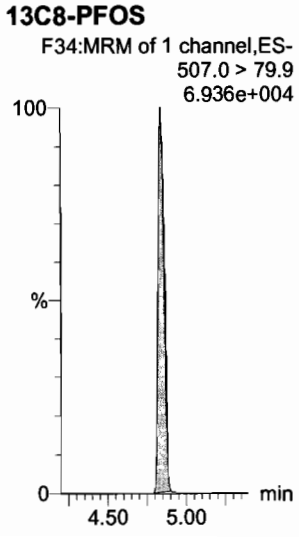

d3-N-MeFOSAA

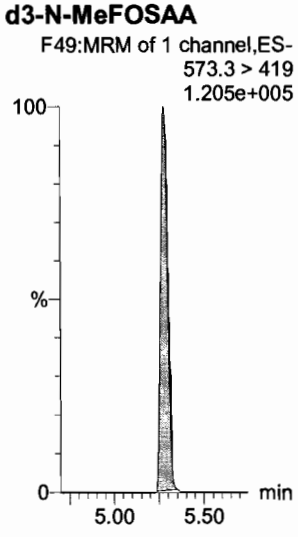

Dataset: F:\Projects\PFAS.PRO\Results\180205M1\180205M1-CRV.qld

Last Altered: Tuesday, February 06, 2018 08:49:29 Pacific Standard Time
Printed: Tuesday, February 06, 2018 08:51:03 Pacific Standard Time

Name: 180205M1_6, Date: 05-Feb-2018, Time: 12:50:27, ID: ST180205M1-5 PFC CS2 18A3011, Description: PFC CS2 18A3011

N-EtFOSAA

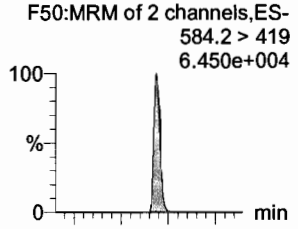

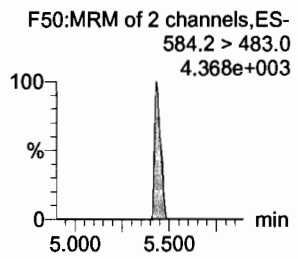

PFUdA

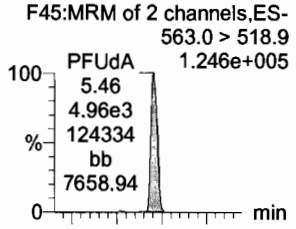

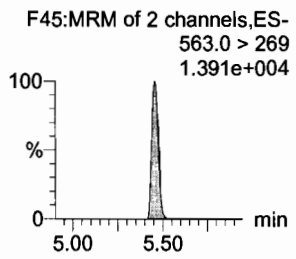

PFDS

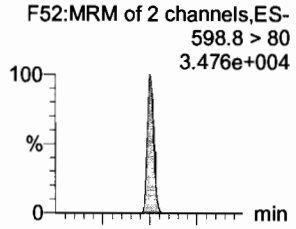

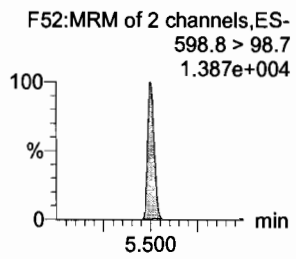

PFDoA

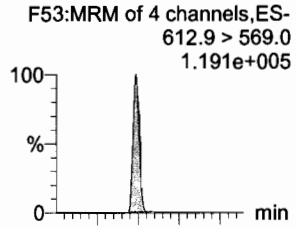

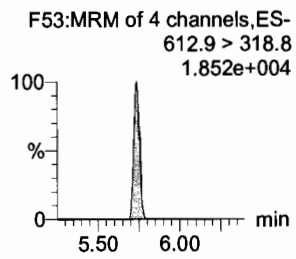

N-MeFOSA

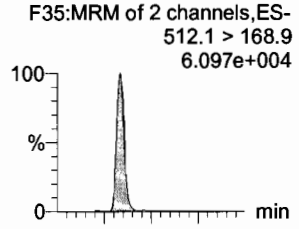

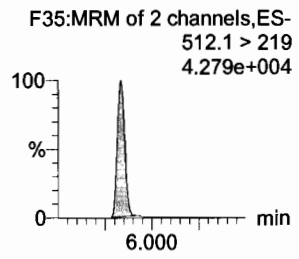

PFTrDA

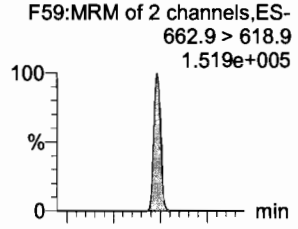

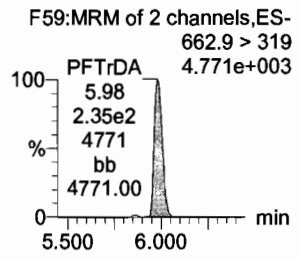

d5-N-EtFOSAA



13C2-PFUdA



13C2-PFUdA



13C2-PFDoA

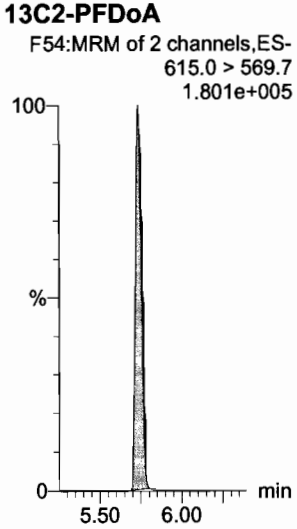

d3-N-MeFOSA

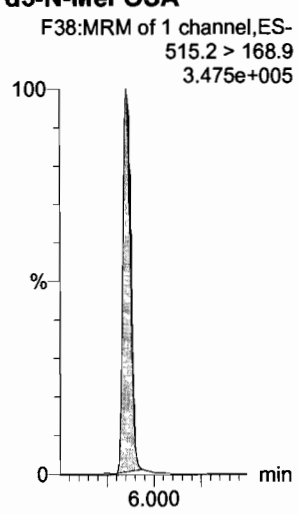

13C2-PFTeDA

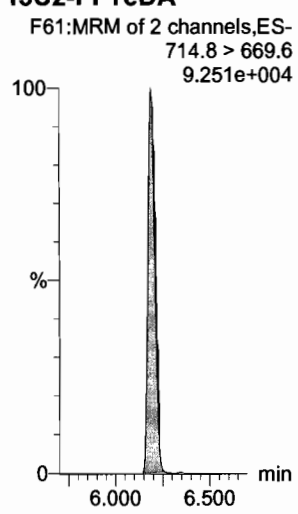

Dataset: F:\Projects\PFAS.PRO\Results\180205M1\180205M1-CRV.qld

Last Altered: Tuesday, February 06, 2018 08:49:29 Pacific Standard Time
Printed: Tuesday, February 06, 2018 08:51:03 Pacific Standard Time

Name: 180205M1_6, Date: 05-Feb-2018, Time: 12:50:27, ID: ST180205M1-5 PFC CS2 18A3011, Description: PFC CS2 18A3011

PFTeDA

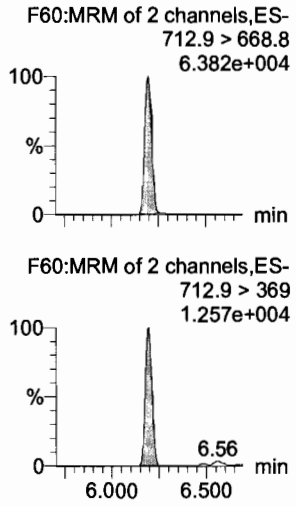

N-EtFOSA

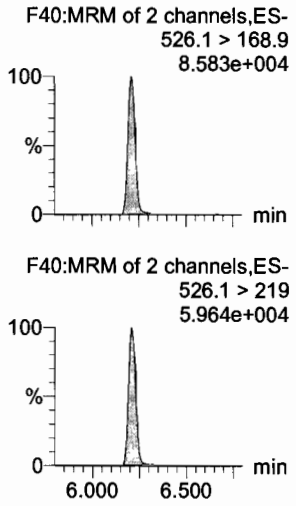

PFHxDA

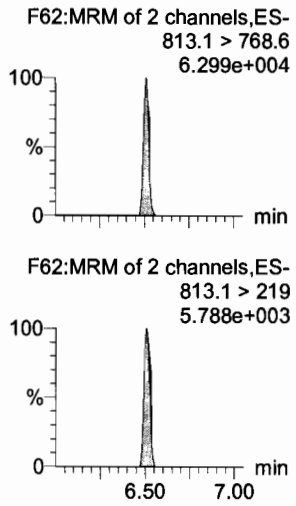

PFODA



N-MeFOSE



N-EtFOSE

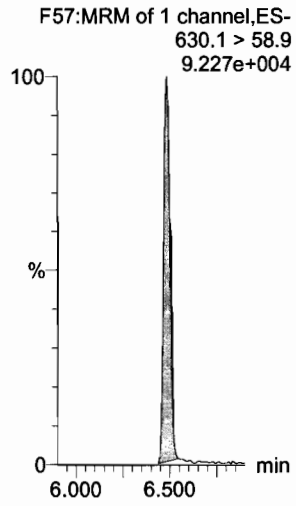

13C2-PFTeDA

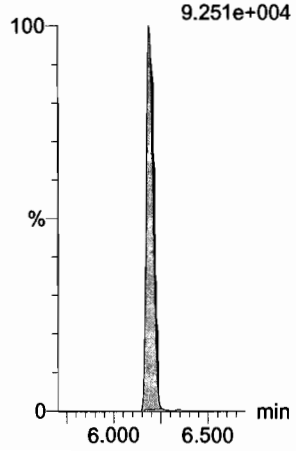

d5-N-ETFOSA



13C2-PFHxDA

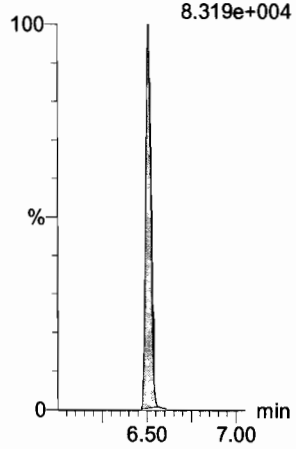

13C2-PFHxDA

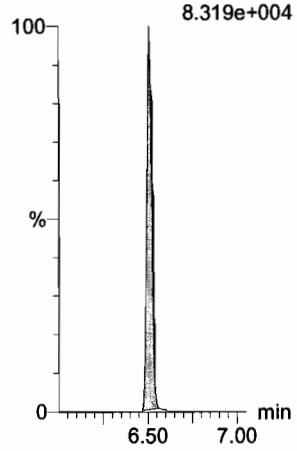

d7-N-MeFOSE



d9-N-EtFOSE

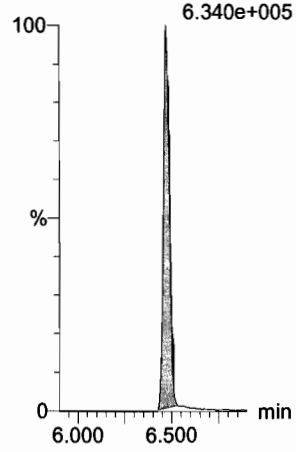

Dataset: F:\Projects\PFAS.PRO\Results\180205M1\180205M1-CRV.qld

Last Altered: Tuesday, February 06, 2018 08:49:29 Pacific Standard Time
Printed: Tuesday, February 06, 2018 08:51:03 Pacific Standard Time

Name: 180205M1_6, Date: 05-Feb-2018, Time: 12:50:27, ID: ST180205M1-5 PFC CS2 18A3011, Description: PFC CS2 18A3011

13C4-PFBA

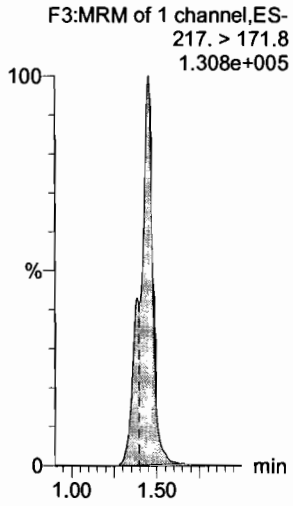

13C5-PFHxA

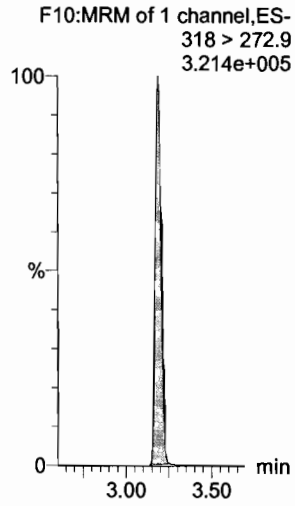

13C3-PFHxS

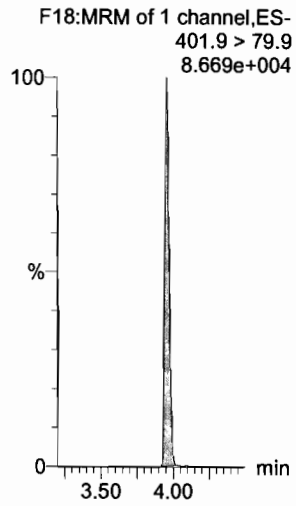

13C8-PFOA

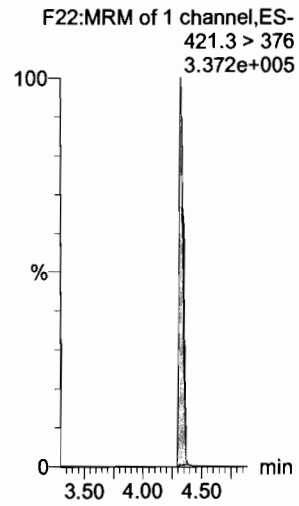

13C9-PFNA

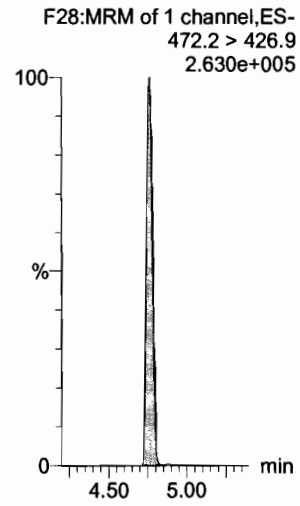

13C4-PFOS

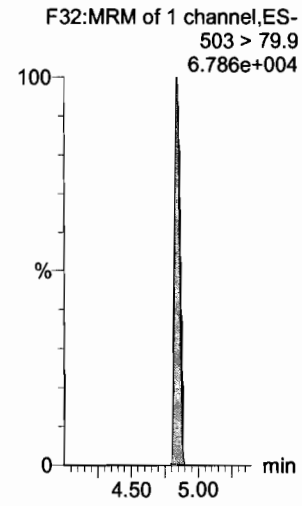

13C6-PFDA

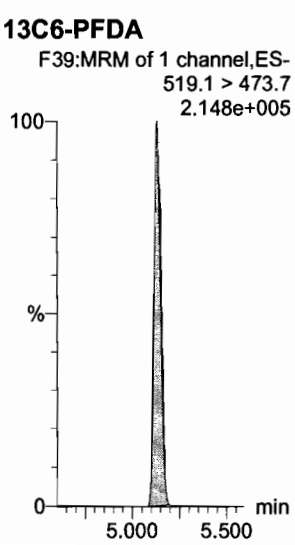

13C7-PFUdA

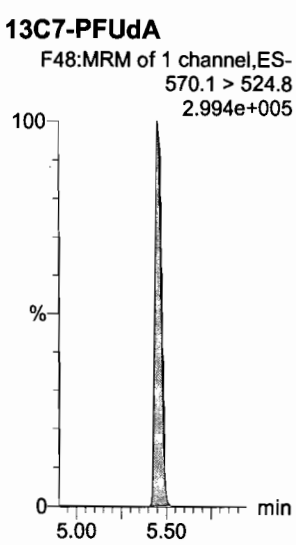

13C2-4:2 FTS

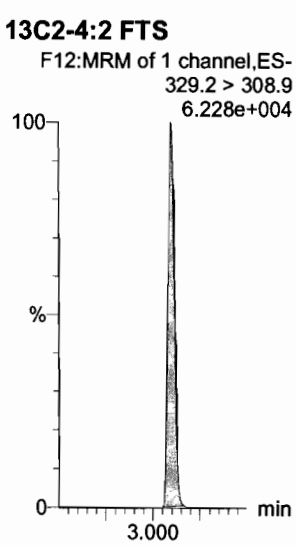

Dataset: F:\Projects\PFAS.PRO\Results\180205M1\180205M1-CRV.qld

Last Altered: Tuesday, February 06, 2018 08:49:29 Pacific Standard Time
Printed: Tuesday, February 06, 2018 08:51:03 Pacific Standard Time

Name: 180205M1_7, Date: 05-Feb-2018, Time: 13:01:56, ID: ST180205M1-6 PFC CS3 18A3012, Description: PFC CS3 18A3012

PFBA



PFPeA

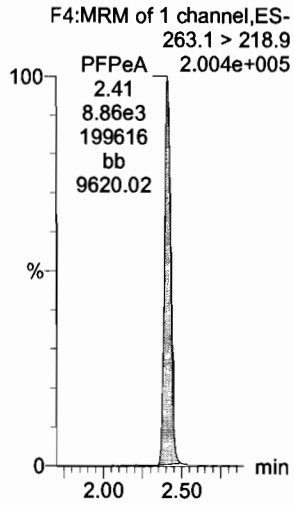

PFBS

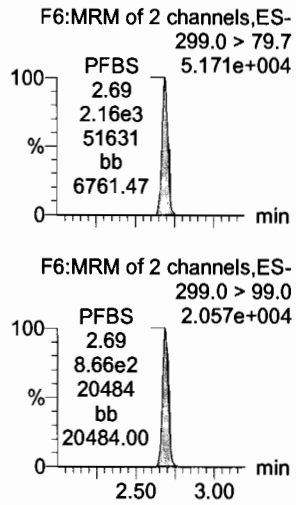

4:2 FTS

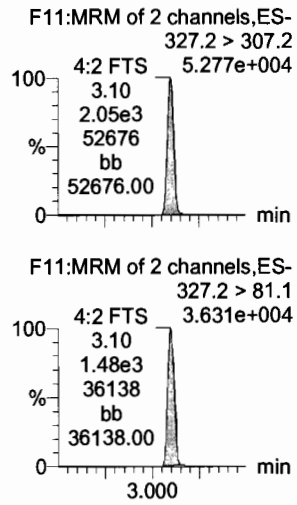

PFHxA

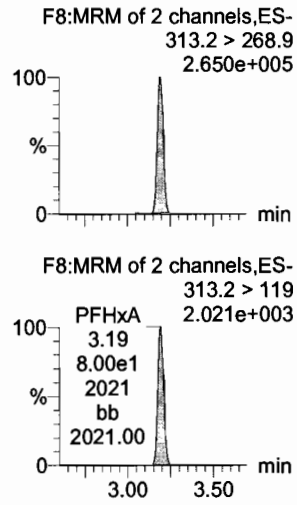

PFPeS

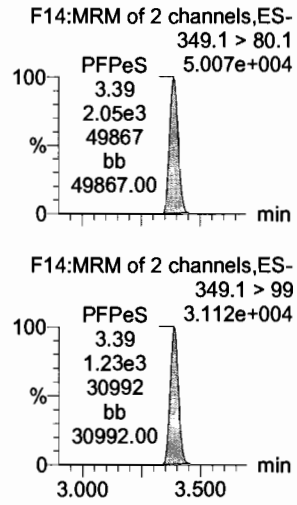

13C3-PFBA

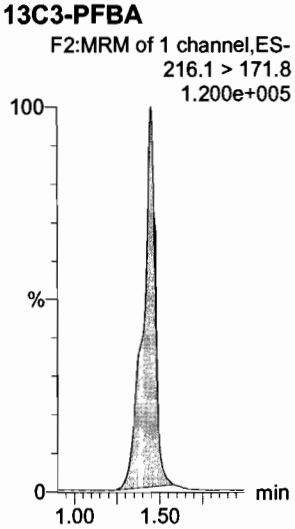

13C3-PFPeA



13C3-PFBS



13C3-PFBS



13C2-PFHxA

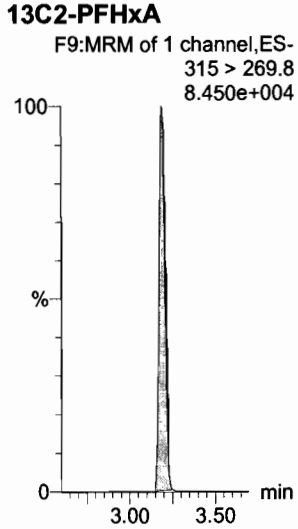

13C3-PFBS

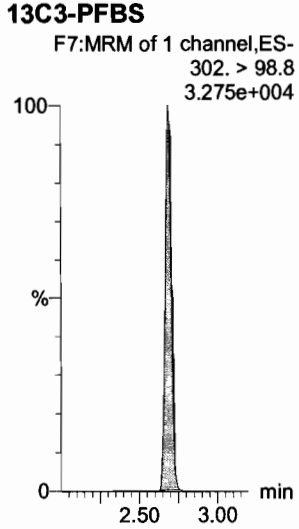

Dataset: F:\Projects\PFAS.PRO\Results\180205M1\180205M1-CRV.qld

Last Altered: Tuesday, February 06, 2018 08:49:29 Pacific Standard Time
Printed: Tuesday, February 06, 2018 08:51:03 Pacific Standard Time

Name: 180205M1_7, Date: 05-Feb-2018, Time: 13:01:56, ID: ST180205M1-6 PFC CS3 18A3012, Description: PFC CS3 18A3012

PFHpA

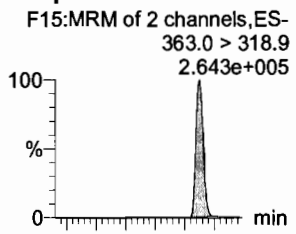

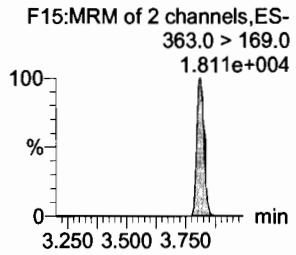

L-PFHxS

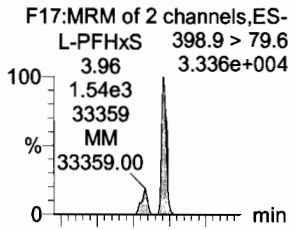

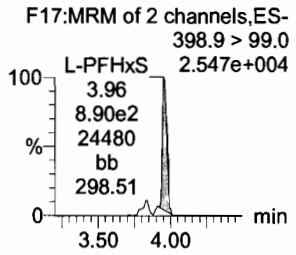

6:2 FTS

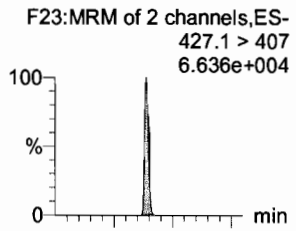

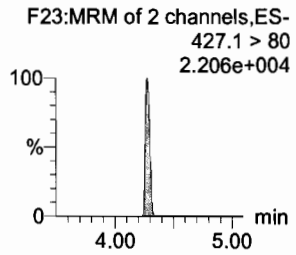

L-PFOA

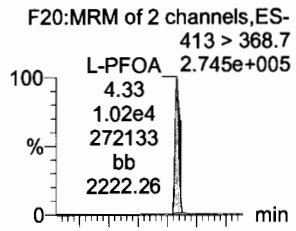

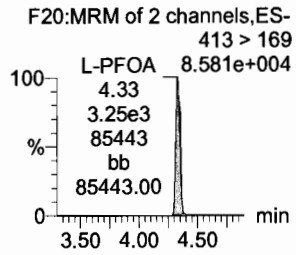

PFHpS

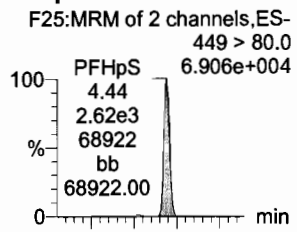

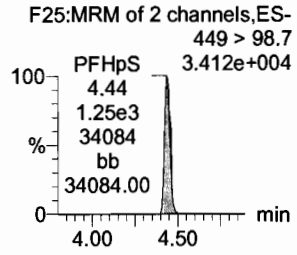

PFNA

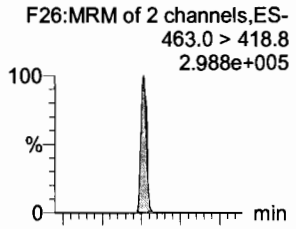

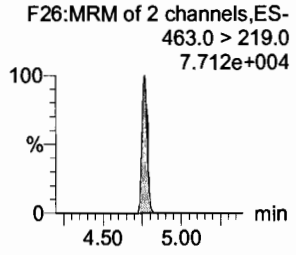

13C4-PFHpA

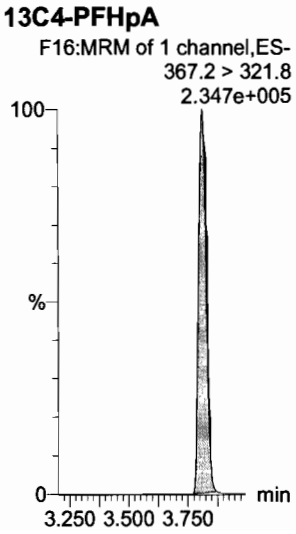

18O2-PFHxS

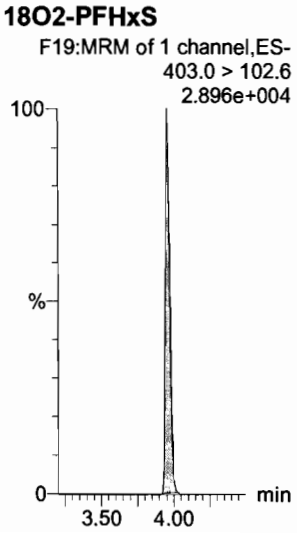

13C2-PFOA



13C2-PFOA

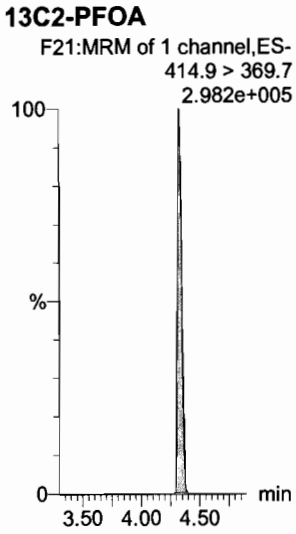

13C8-PFOS



13C5-PFNA

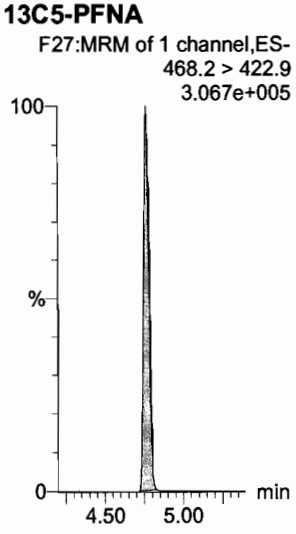

Dataset: F:\Projects\PFAS.PRO\Results\180205M1\180205M1-CRV.qld

Last Altered: Tuesday, February 06, 2018 08:49:29 Pacific Standard Time
Printed: Tuesday, February 06, 2018 08:51:03 Pacific Standard Time

Name: 180205M1_7, Date: 05-Feb-2018, Time: 13:01:56, ID: ST180205M1-6 PFC CS3 18A3012, Description: PFC CS3 18A3012

PFOSA

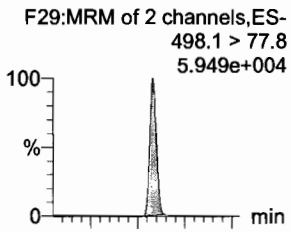

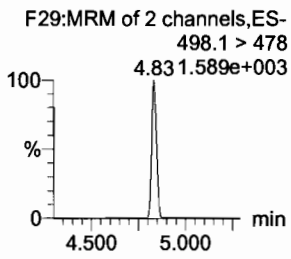

L-PFOS

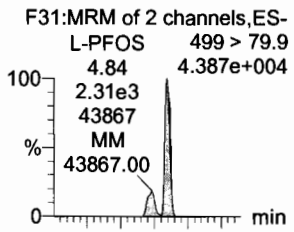

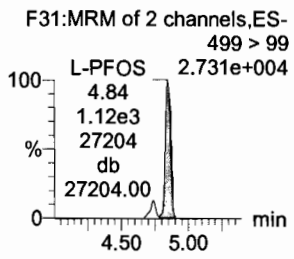

PFDA

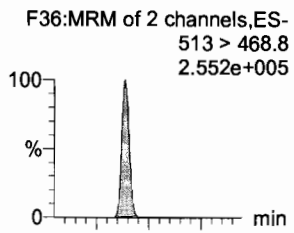

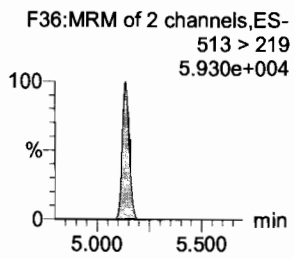

8:2 FTS

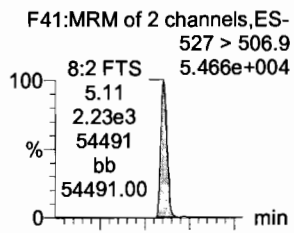

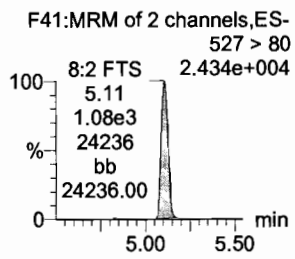

PFNS

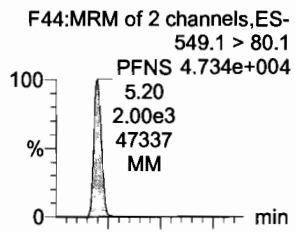

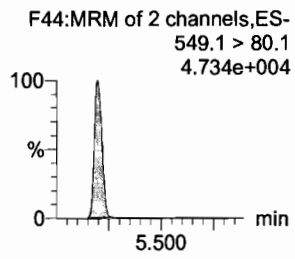

N-MeFOSAA

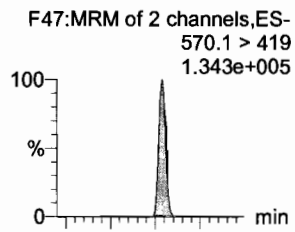

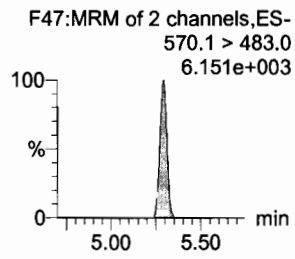

13C8-PFOSA

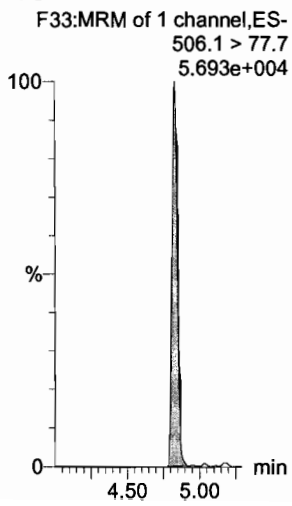

13C8-PFOS

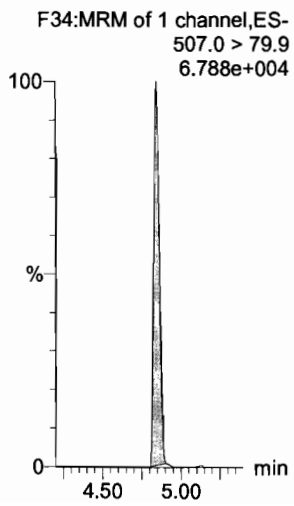

13C2-PFDA

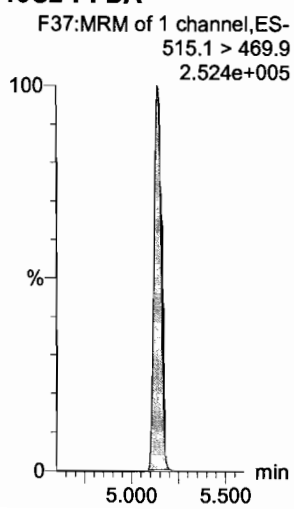

13C2-PFDA

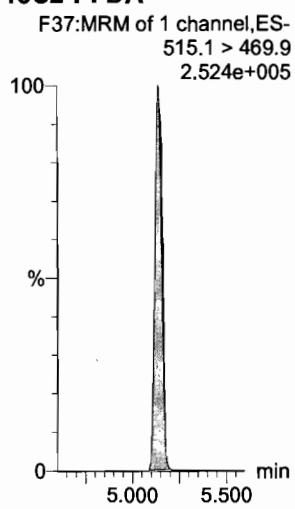

13C8-PFOS



d3-N-MeFOSAA

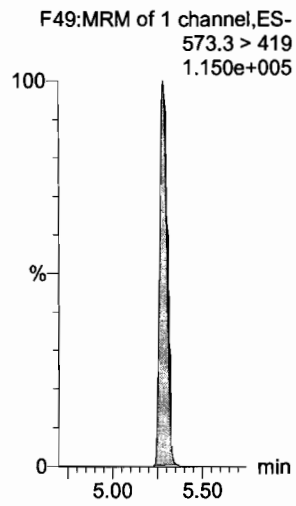

Dataset: F:\Projects\PFAS.PRO\Results\180205M1\180205M1-CRV.qld

Last Altered: Tuesday, February 06, 2018 08:49:29 Pacific Standard Time
Printed: Tuesday, February 06, 2018 08:51:03 Pacific Standard Time

Name: 180205M1_7, Date: 05-Feb-2018, Time: 13:01:56, ID: ST180205M1-6 PFC CS3 18A3012, Description: PFC CS3 18A3012

N-EtFOSAA

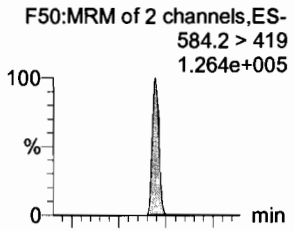

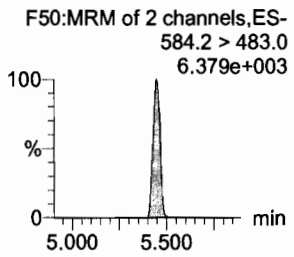

PFUdA

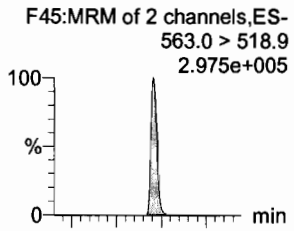

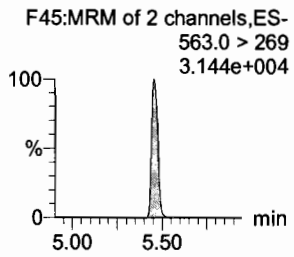

PFDS

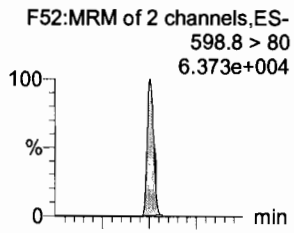

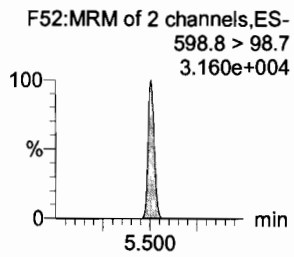

PFDoA

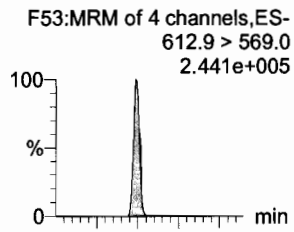

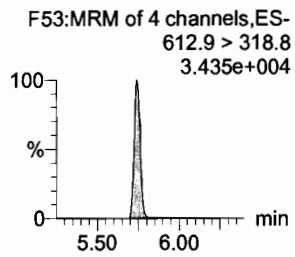

N-MeFOSA

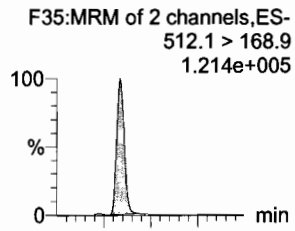

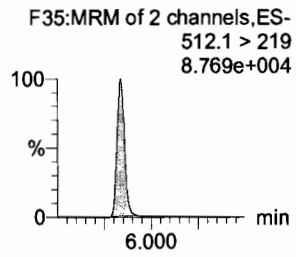

PFTrDA

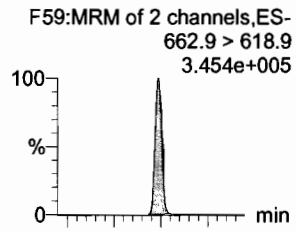

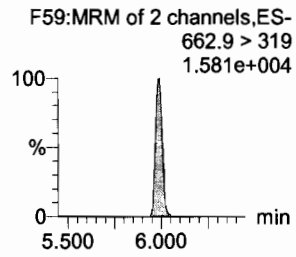

d5-N-EtFOSAA



13C2-PFUdA

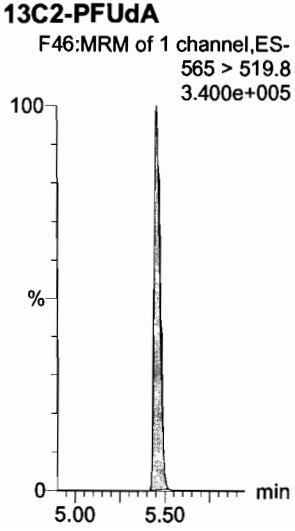

13C2-PFUdA



13C2-PFDoA

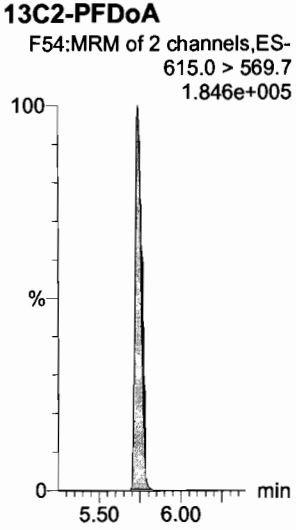

d3-N-MeFOSA

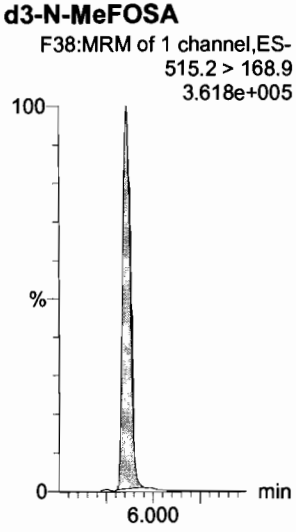

13C2-PFTeDA

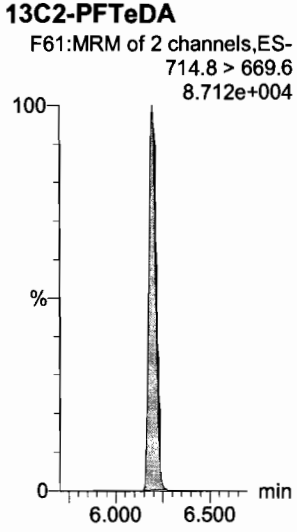

Dataset: F:\Projects\PFAS.PRO\Results\180205M1\180205M1-CRV.qld

Last Altered: Tuesday, February 06, 2018 08:49:29 Pacific Standard Time
Printed: Tuesday, February 06, 2018 08:51:03 Pacific Standard Time

Name: 180205M1_7, Date: 05-Feb-2018, Time: 13:01:56, ID: ST180205M1-6 PFC CS3 18A3012, Description: PFC CS3 18A3012

PFTeDA

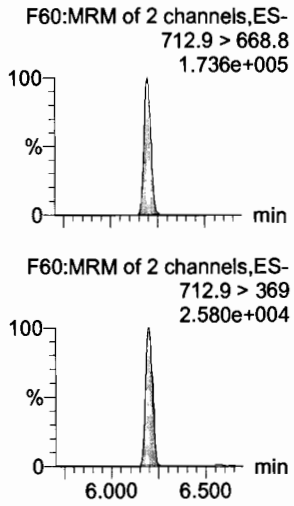

N-EtFOSA

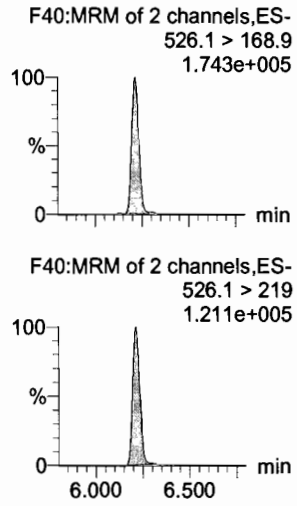

PFHxDA

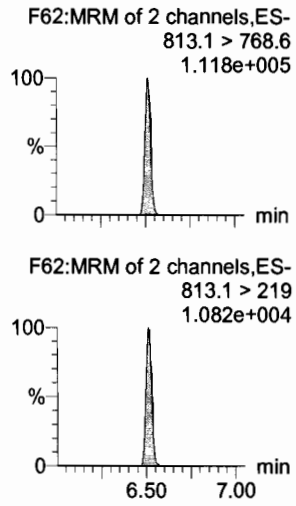

PFODA

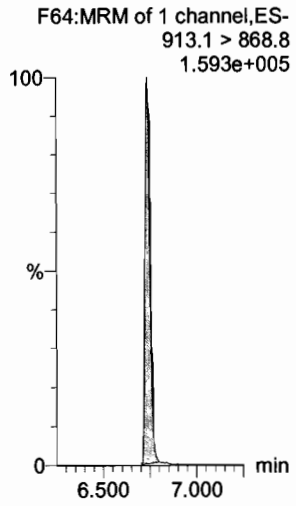

N-MeFOSE

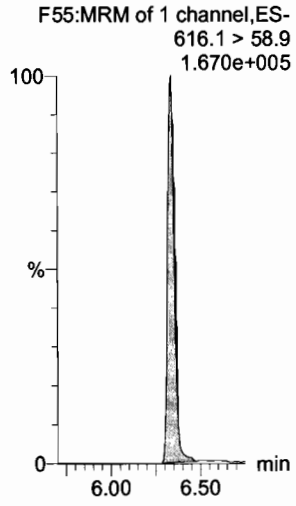

N-EtFOSE

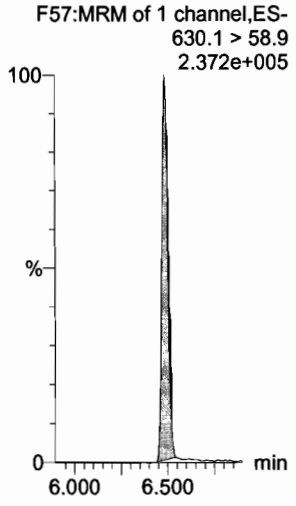

13C2-PFTeDA

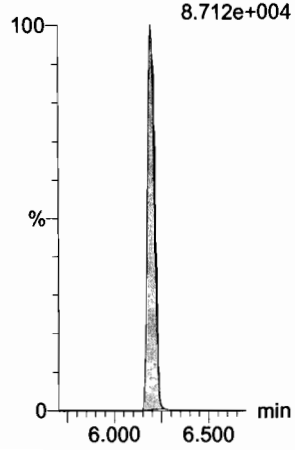

d5-N-ETFOSA

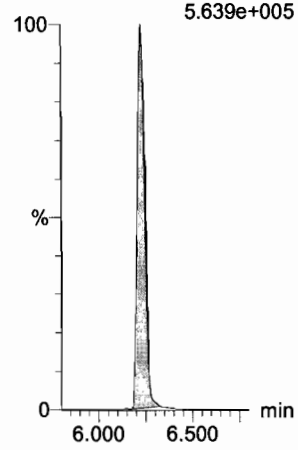

13C2-PFHxDA

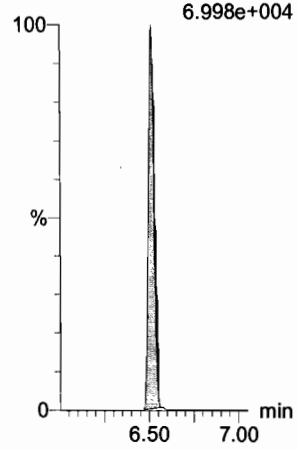

13C2-PFHxDA

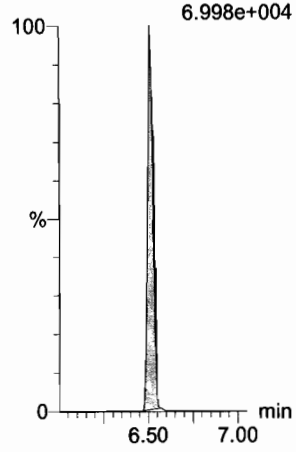

d7-N-MeFOSE

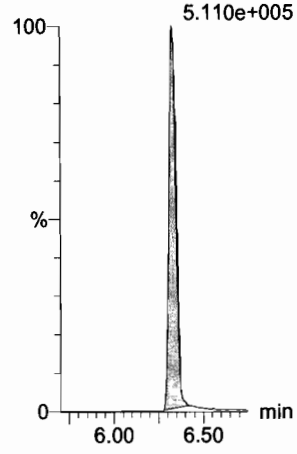

d9-N-EtFOSE

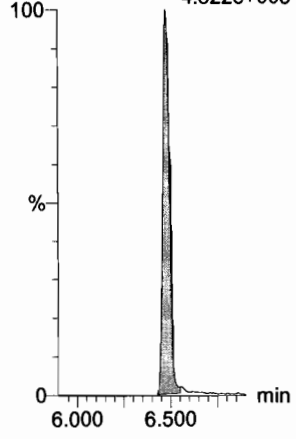

Dataset: F:\Projects\PFAS.PRO\Results\180205M1\180205M1-CRV.qld

Last Altered: Tuesday, February 06, 2018 08:49:29 Pacific Standard Time
Printed: Tuesday, February 06, 2018 08:51:03 Pacific Standard Time

Name: 180205M1_7, Date: 05-Feb-2018, Time: 13:01:56, ID: ST180205M1-6 PFC CS3 18A3012, Description: PFC CS3 18A3012

13C4-PFBA

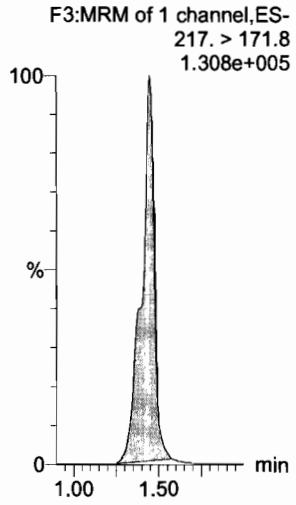

13C5-PFHxA



13C3-PFHxS

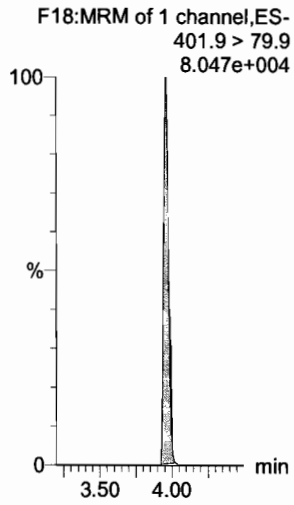

13C8-PFOA

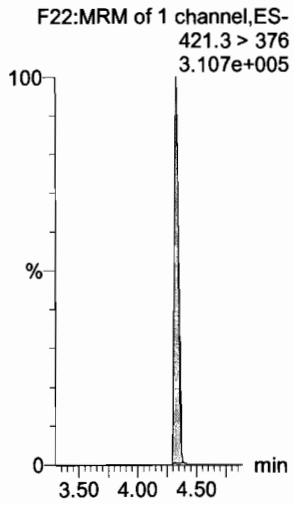

13C9-PFNA

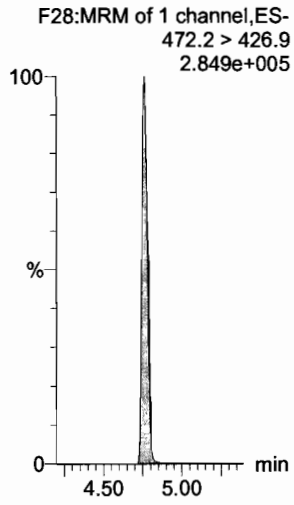

13C4-PFOS

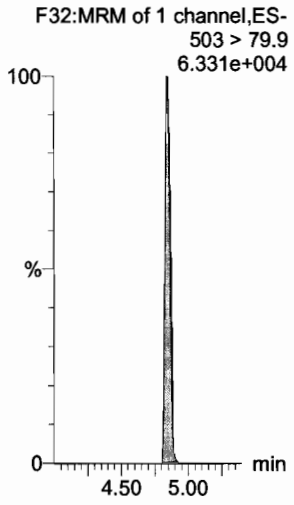

13C6-PFDA

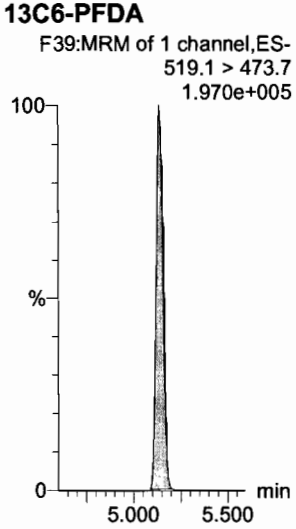

13C7-PFUdA

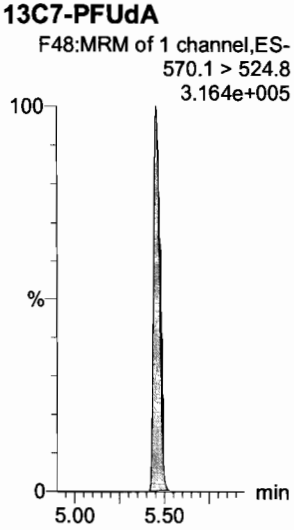

13C2-4:2 FTS

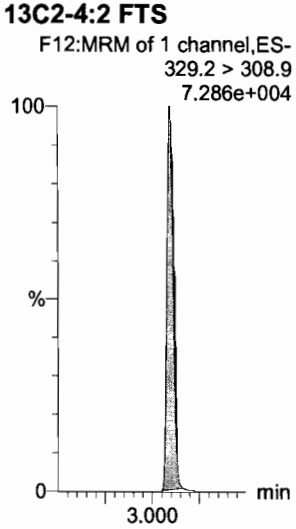

Dataset: F:\Projects\PFAS.PRO\Results\180205M1\180205M1-CRV.qld

Last Altered: Tuesday, February 06, 2018 08:49:29 Pacific Standard Time
Printed: Tuesday, February 06, 2018 08:51:03 Pacific Standard Time

Name: 180205M1_8, Date: 05-Feb-2018, Time: 13:13:25, ID: ST180205M1-7 PFC CS4 18A3013, Description: PFC CS4 18A3013

PFBA

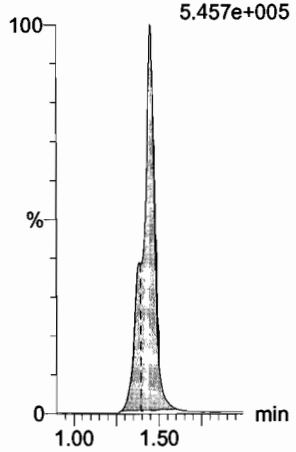

PFPeA

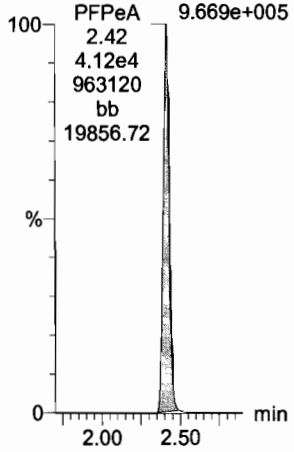

PFBS

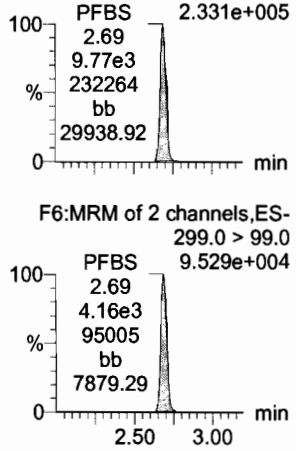

4:2 FTS

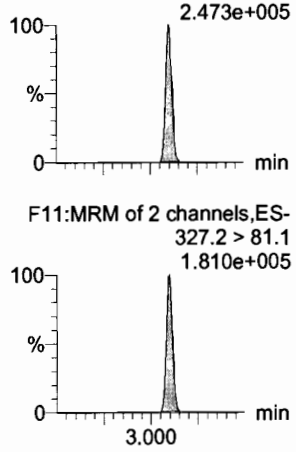

PFHxA

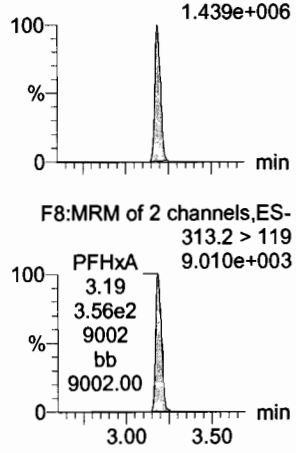

PFPeS

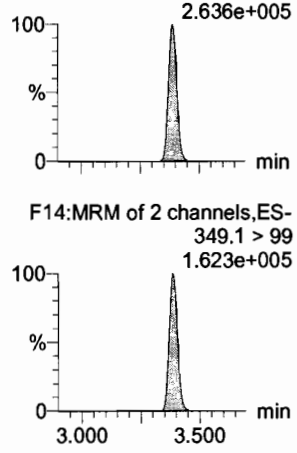

13C3-PFBA



13C3-PFPeA

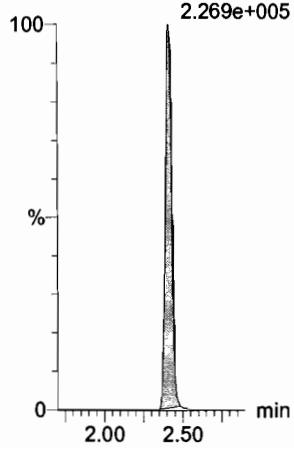

13C3-PFBS



13C3-PFBS

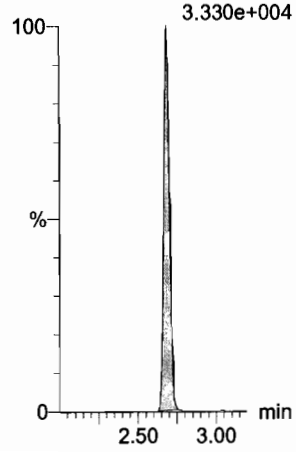

13C2-PFHxA

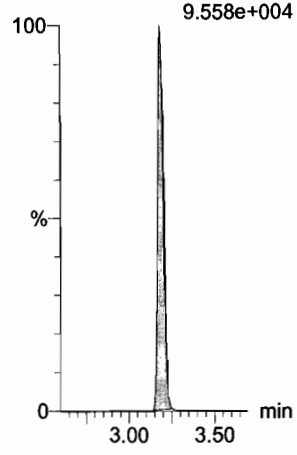

13C3-PFBS

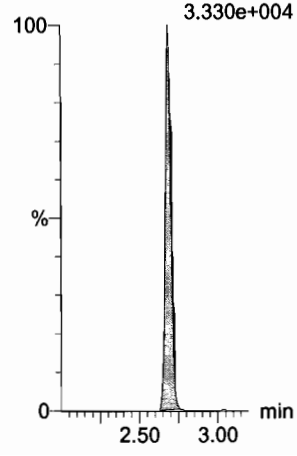

Dataset: F:\Projects\PFAS.PRO\Results\180205M1\180205M1-CRV.qld

Last Altered: Tuesday, February 06, 2018 08:49:29 Pacific Standard Time
Printed: Tuesday, February 06, 2018 08:51:03 Pacific Standard Time

Name: 180205M1_8, Date: 05-Feb-2018, Time: 13:13:25, ID: ST180205M1-7 PFC CS4 18A3013, Description: PFC CS4 18A3013

PFHpA

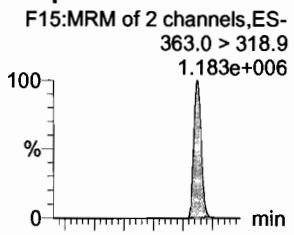

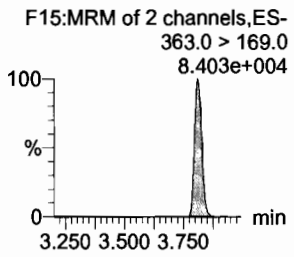

L-PFHxS

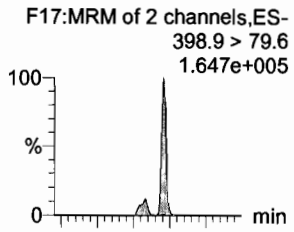

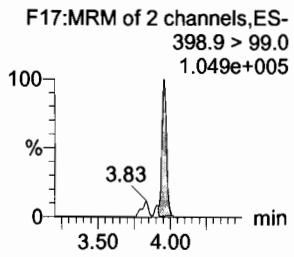

6:2 FTS

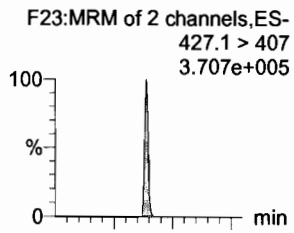

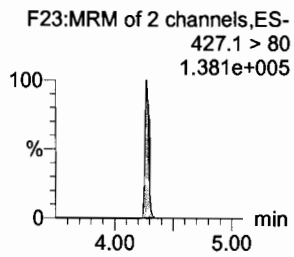

L-PFOA

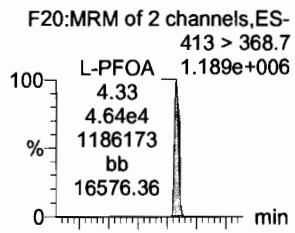

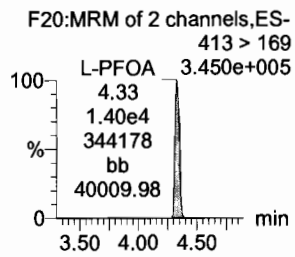

PFHpS

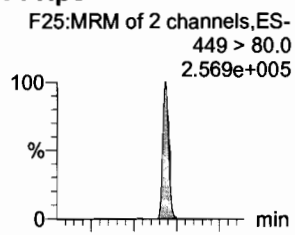

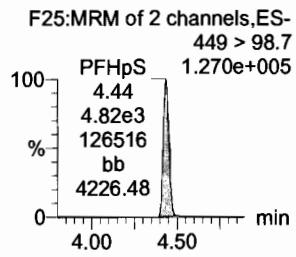

PFNA

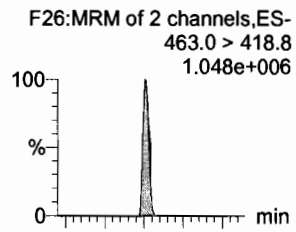

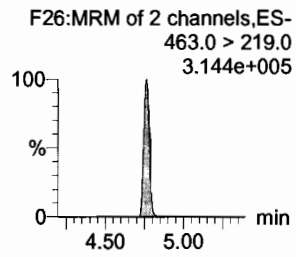

13C4-PFHpA



18O2-PFHxS



13C2-PFOA



13C2-PFOA



13C8-PFOS

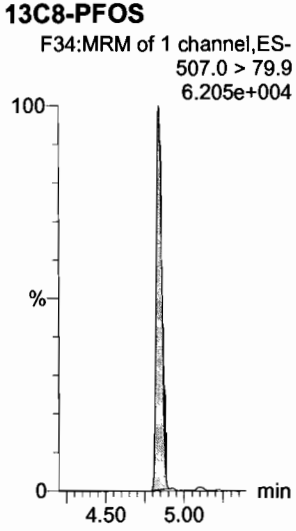

13C5-PFNA

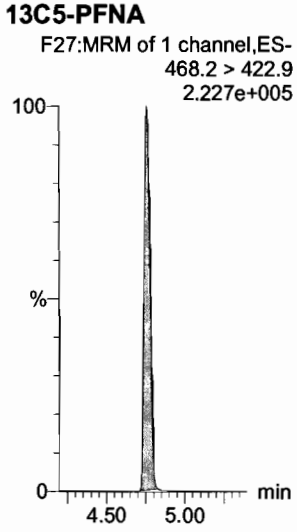

Dataset: F:\Projects\PFAS.PRO\Results\180205M1\180205M1-CRV.qld

Last Altered: Tuesday, February 06, 2018 08:49:29 Pacific Standard Time
Printed: Tuesday, February 06, 2018 08:51:03 Pacific Standard Time

Name: 180205M1_8, Date: 05-Feb-2018, Time: 13:13:25, ID: ST180205M1-7 PFC CS4 18A3013, Description: PFC CS4 18A3013

PFOSA

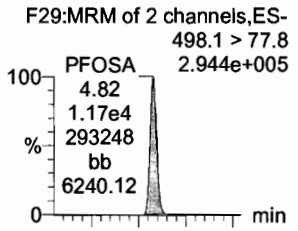

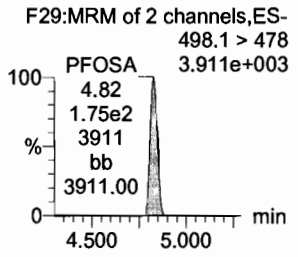

L-PFOS

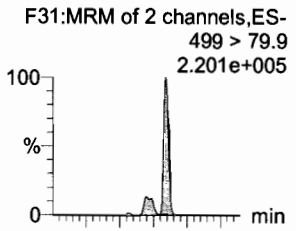

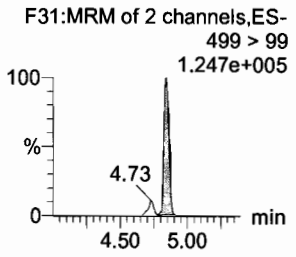

PFDA

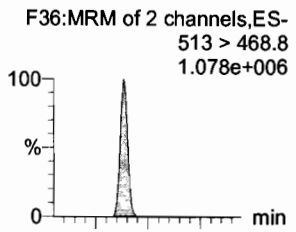

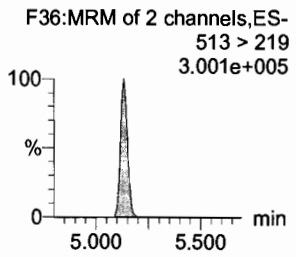

8:2 FTS

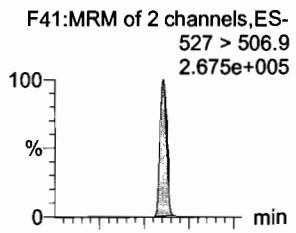

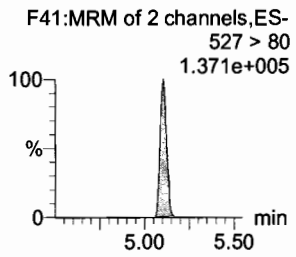

PFNS

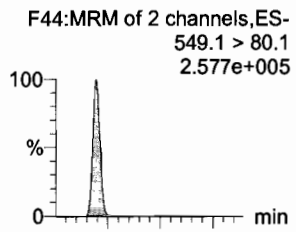

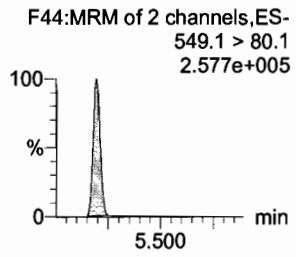

N-MeFOSAA

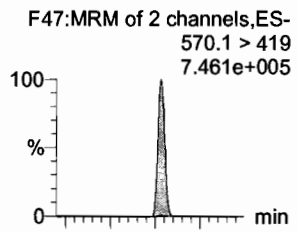

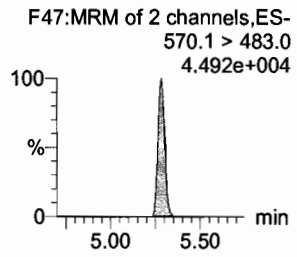

13C8-PFOSA

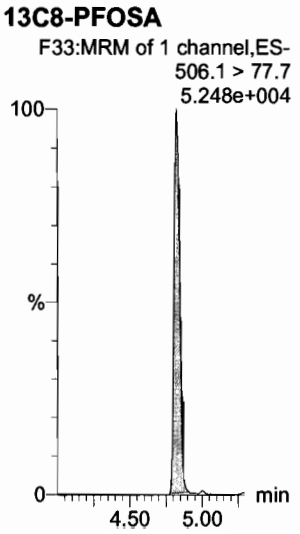

13C8-PFOS



13C2-PFDA

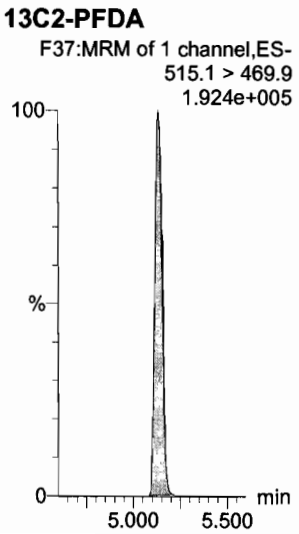

13C2-PFDA

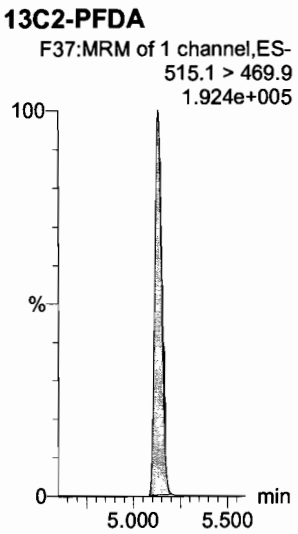

13C8-PFOS



d3-N-MeFOSAA

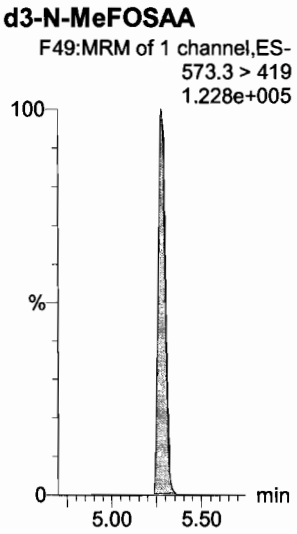

Dataset: F:\Projects\PFAS.PRO\Results\180205M1\180205M1-CRV.qld

Last Altered: Tuesday, February 06, 2018 08:49:29 Pacific Standard Time
Printed: Tuesday, February 06, 2018 08:51:03 Pacific Standard Time

Name: 180205M1_8, Date: 05-Feb-2018, Time: 13:13:25, ID: ST180205M1-7 PFC CS4 18A3013, Description: PFC CS4 18A3013

N-EtFOSAA

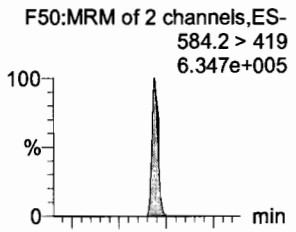

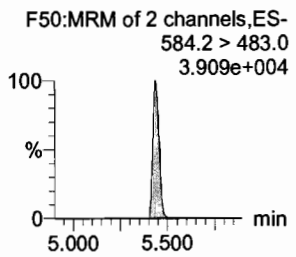

PFUdA

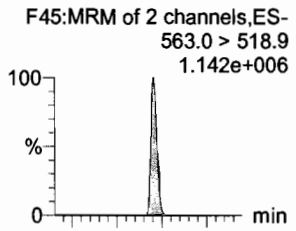

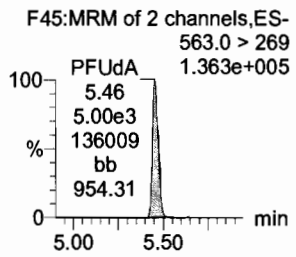

PFDS

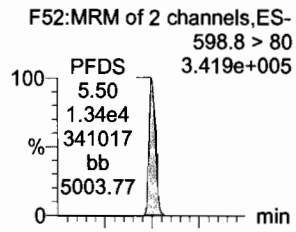

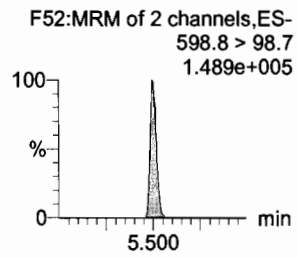

PFDoA

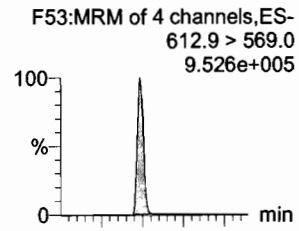

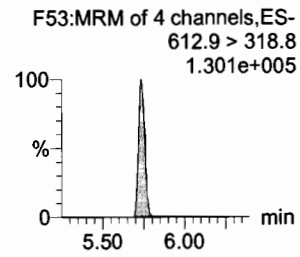

N-MeFOSA

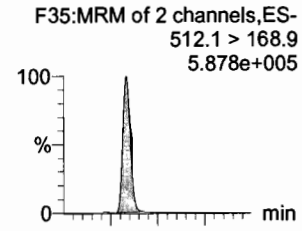

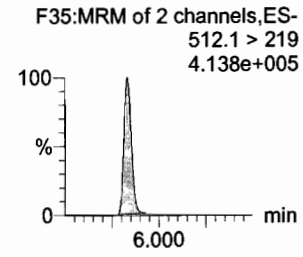

PFTrDA

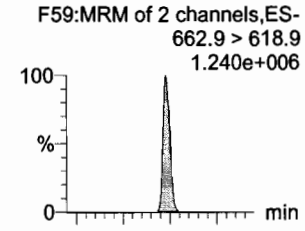

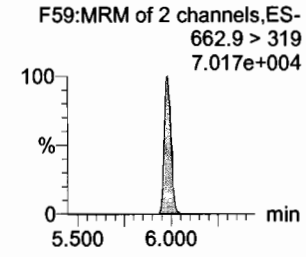

d5-N-EtFOSAA



13C2-PFUdA

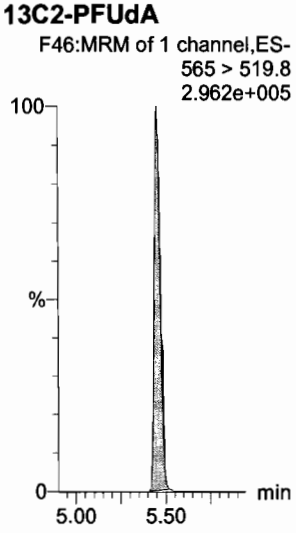

13C2-PFUdA

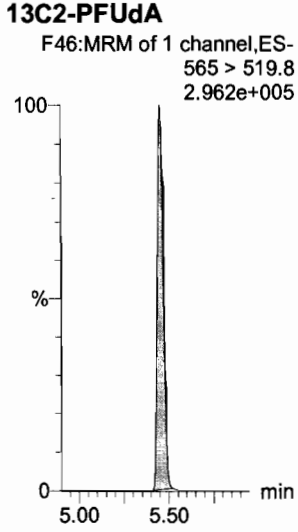

13C2-PFDoA

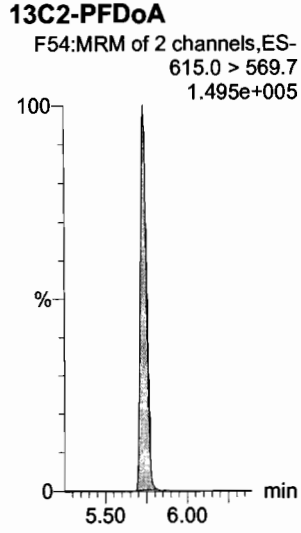

d3-N-MeFOSA

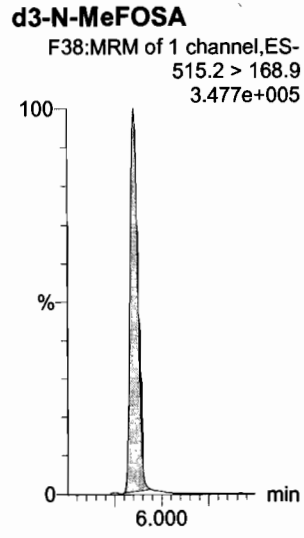

13C2-PFTeDA

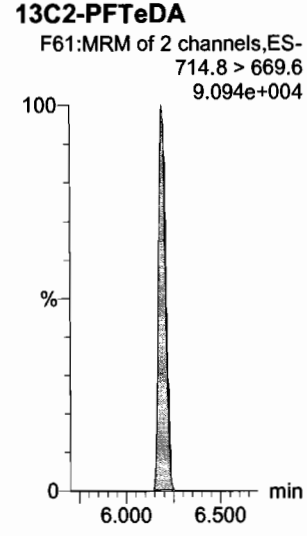

Dataset: F:\Projects\PFAS.PRO\Results\180205M1\180205M1-CRV.qld

Last Altered: Tuesday, February 06, 2018 08:49:29 Pacific Standard Time
Printed: Tuesday, February 06, 2018 08:51:03 Pacific Standard Time

Name: 180205M1_8, Date: 05-Feb-2018, Time: 13:13:25, ID: ST180205M1-7 PFC CS4 18A3013, Description: PFC CS4 18A3013

PFTeDA

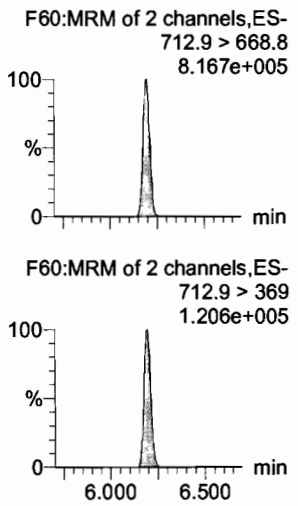

N-EtFOSA

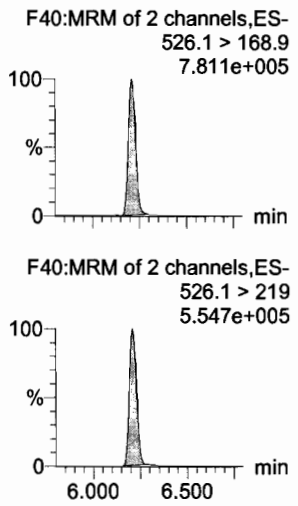

PFHxDA

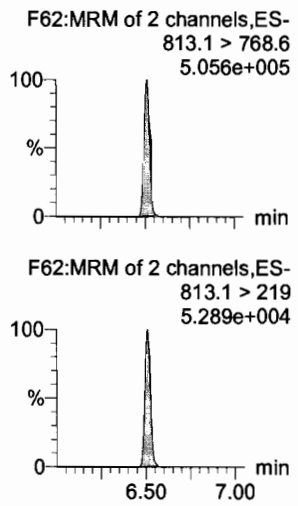

PFODA

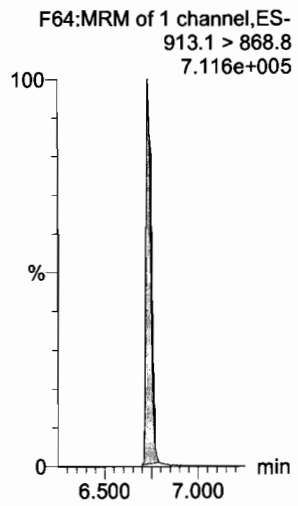

N-MeFOSE

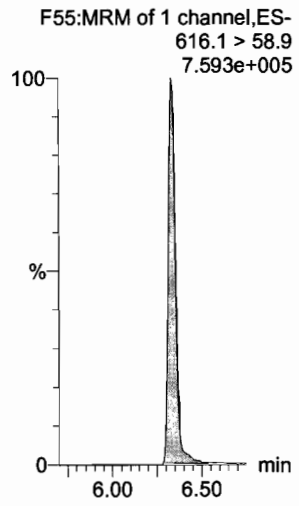

N-EtFOSE

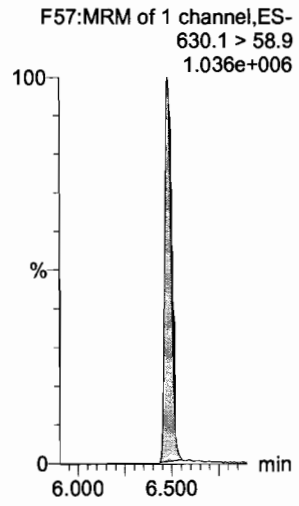

13C2-PFTeDA

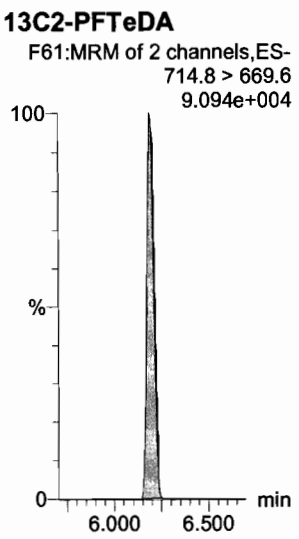

d5-N-ETFOSA



13C2-PFHxDA



13C2-PFHxDA

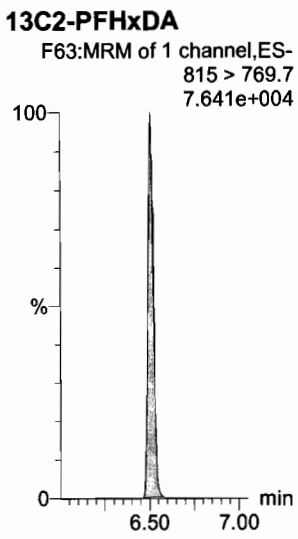

d7-N-MeFOSE

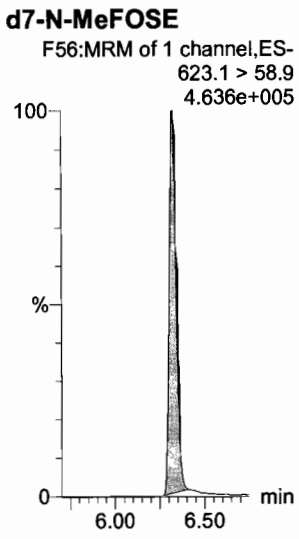

d9-N-EtFOSE

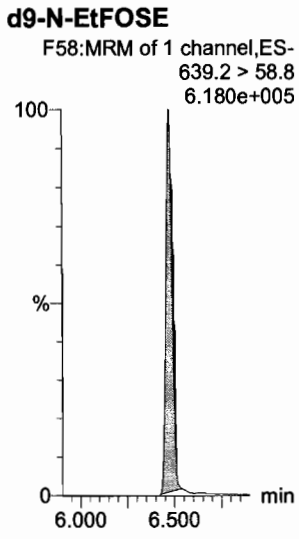

Dataset: F:\Projects\PFAS.PRO\Results\180205M1\180205M1-CRV.qld

Last Altered: Tuesday, February 06, 2018 08:49:29 Pacific Standard Time
Printed: Tuesday, February 06, 2018 08:51:03 Pacific Standard Time

Name: 180205M1_8, Date: 05-Feb-2018, Time: 13:13:25, ID: ST180205M1-7 PFC CS4 18A3013, Description: PFC CS4 18A3013

13C4-PFBA

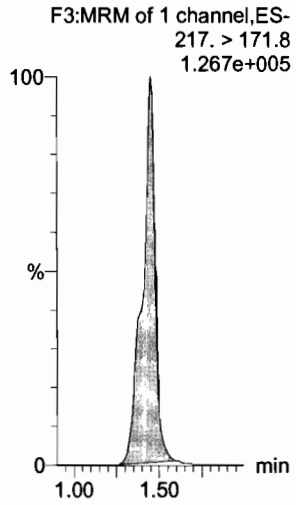

13C5-PFHxA

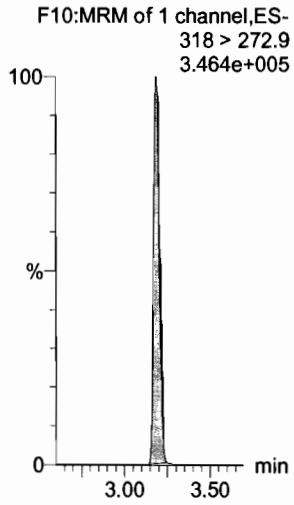

13C3-PFHxS

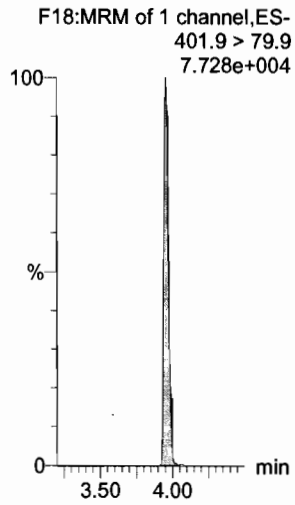

13C8-PFOA

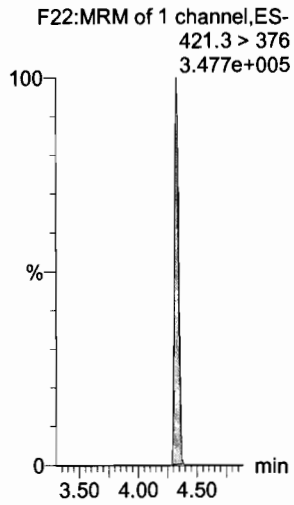

13C9-PFNA

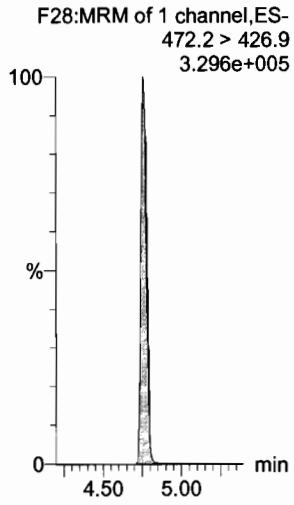

13C4-PFOS

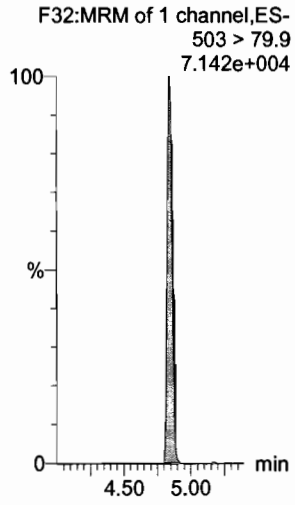

13C6-PFDA



13C7-PFUdA



13C2-4:2 FTS



Dataset: F:\Projects\PFAS.PRO\Results\180205M1\180205M1-CRV.qld

Last Altered: Tuesday, February 06, 2018 08:49:29 Pacific Standard Time
Printed: Tuesday, February 06, 2018 08:51:03 Pacific Standard Time

Name: 180205M1_9, Date: 05-Feb-2018, Time: 13:24:55, ID: ST180205M1-8 PFC CS5 18A3014, Description: PFC CS5 18A3014

PFBA

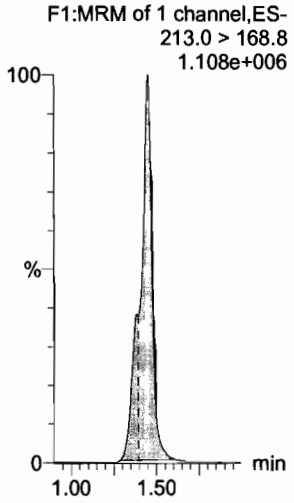

PFPeA

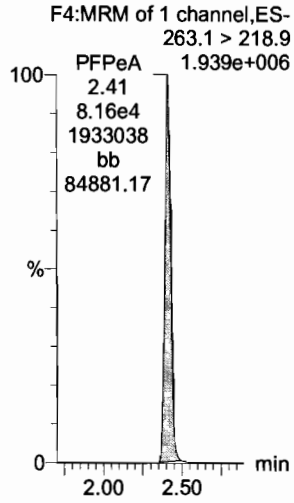

PFBS

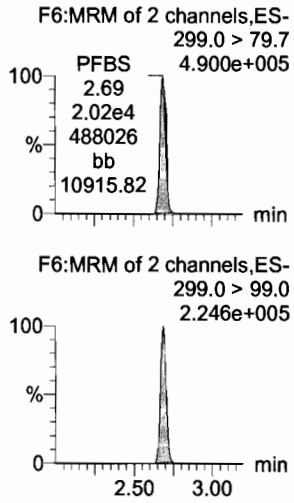

4:2 FTS

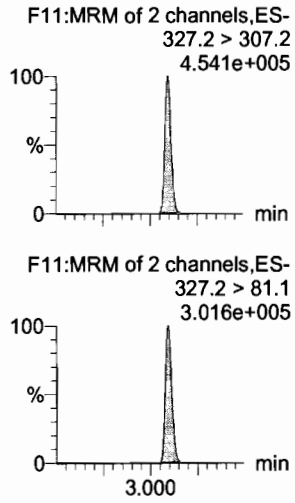

PFHxA

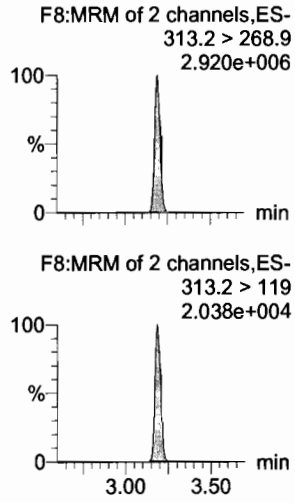

PFPeS

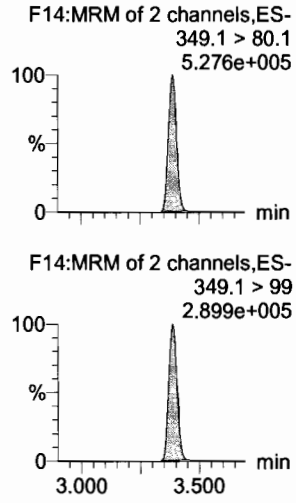

13C3-PFBA

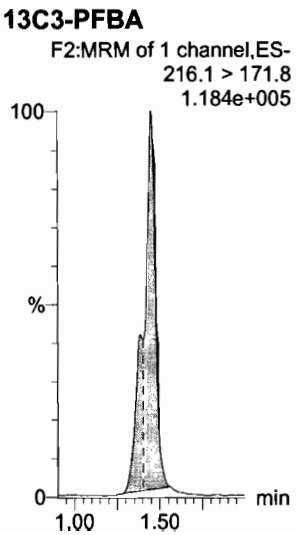

13C3-PFPeA

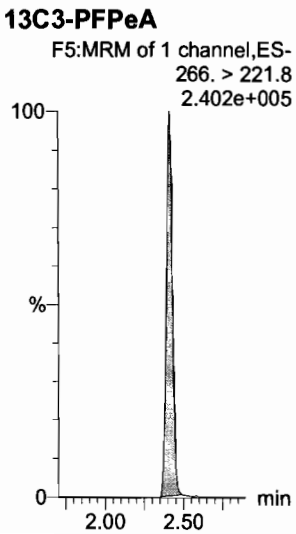

13C3-PFBS

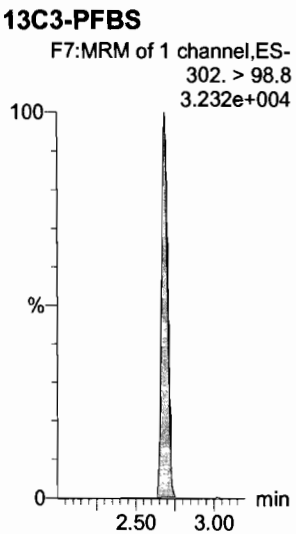

13C3-PFBS

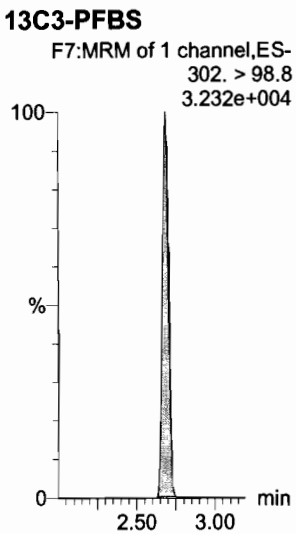

13C2-PFHxA

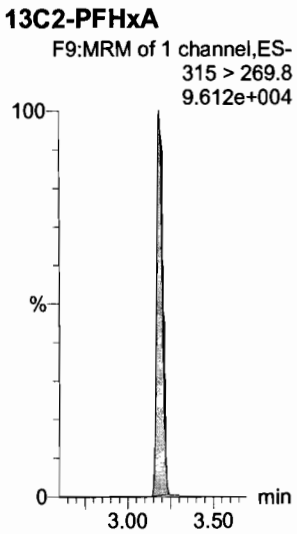

13C3-PFBS

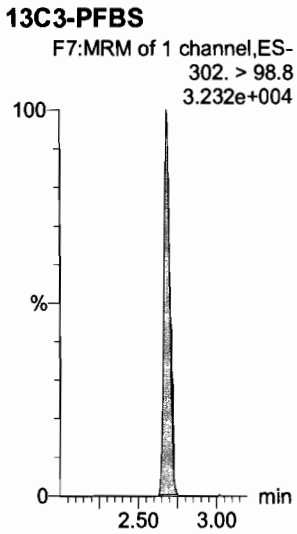

Dataset: F:\Projects\PFAS.PRO\Results\180205M1\180205M1-CRV.qld

Last Altered: Tuesday, February 06, 2018 08:49:29 Pacific Standard Time
Printed: Tuesday, February 06, 2018 08:51:03 Pacific Standard Time

Name: 180205M1_9, Date: 05-Feb-2018, Time: 13:24:55, ID: ST180205M1-8 PFC CS5 18A3014, Description: PFC CS5 18A3014

PFHpA

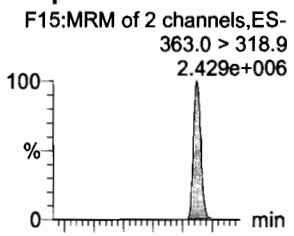

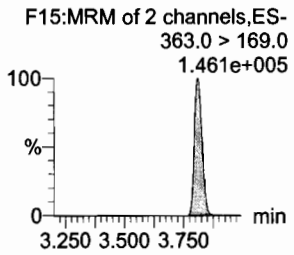

L-PFHxS

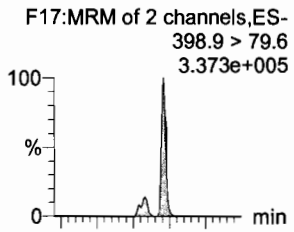

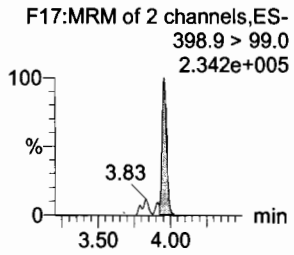

6:2 FTS

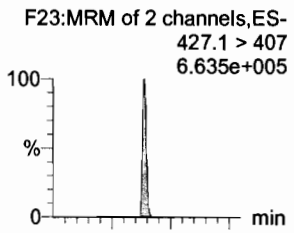

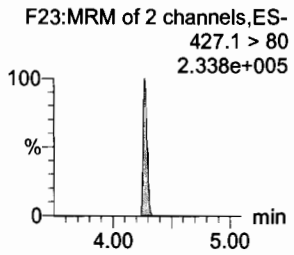

L-PFOA

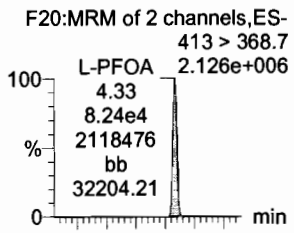

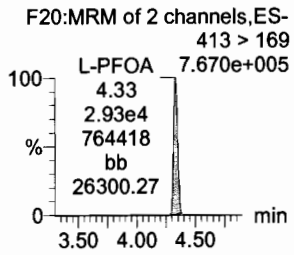

PFHpS

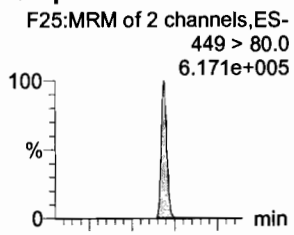

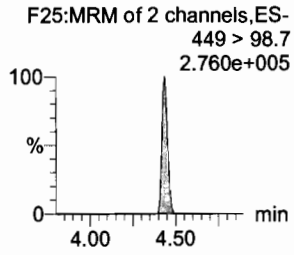

PFNA

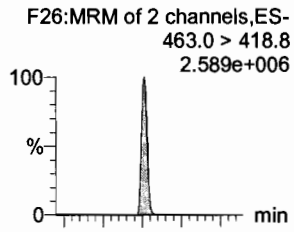

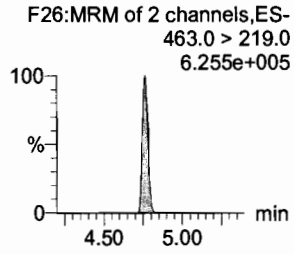

13C4-PFHpA

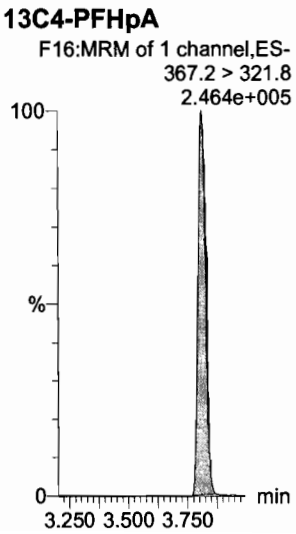

18O2-PFHxS

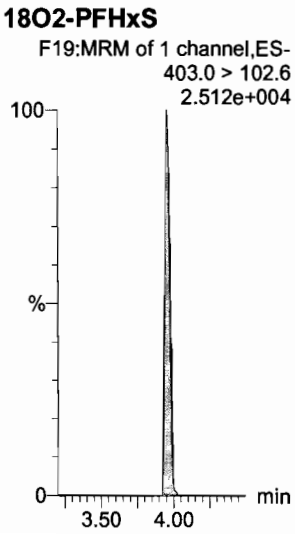

13C2-PFOA

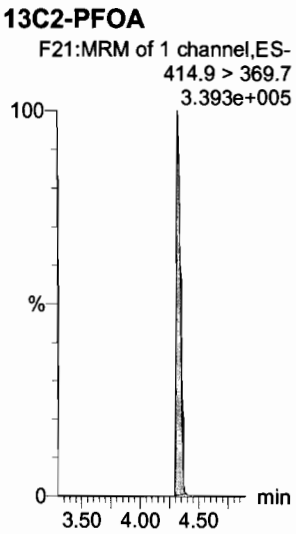

13C2-PFOA

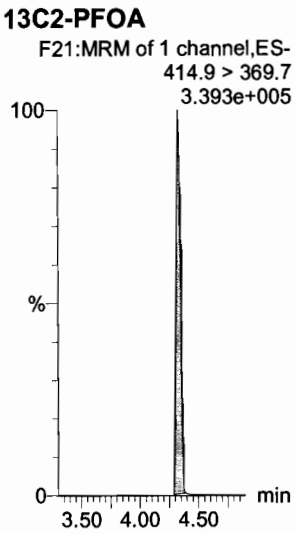

13C8-PFOS

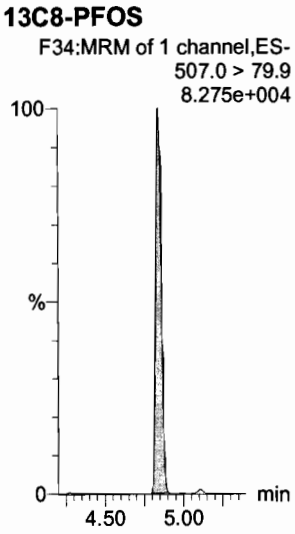

13C5-PFNA

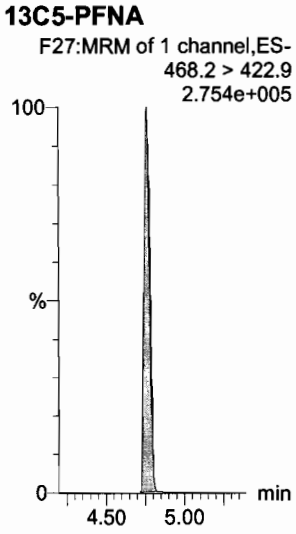

Dataset: F:\Projects\PFAS.PRO\Results\180205M1\180205M1-CRV.qld

Last Altered: Tuesday, February 06, 2018 08:49:29 Pacific Standard Time
Printed: Tuesday, February 06, 2018 08:51:03 Pacific Standard Time

Name: 180205M1_9, Date: 05-Feb-2018, Time: 13:24:55, ID: ST180205M1-8 PFC CS5 18A3014, Description: PFC CS5 18A3014

PFOSA

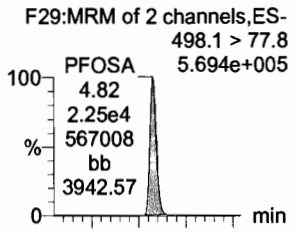

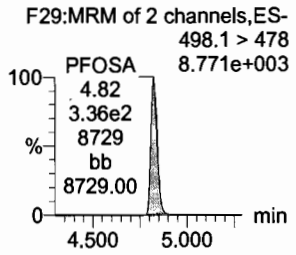

L-PFOS

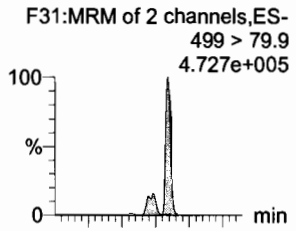

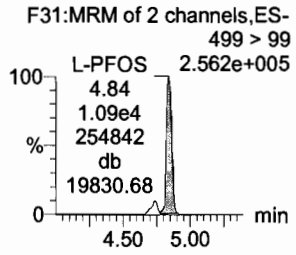

PFDA

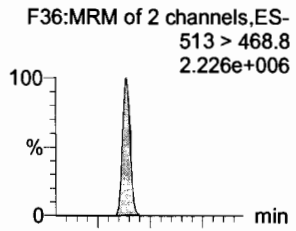

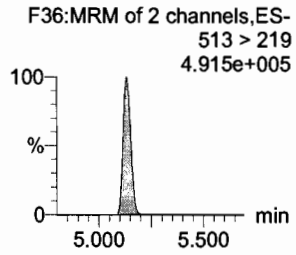

8:2 FTS

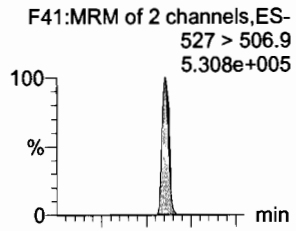

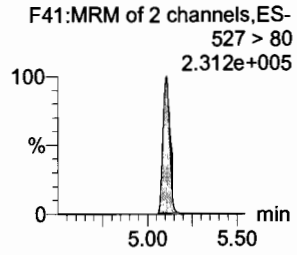

PFNS

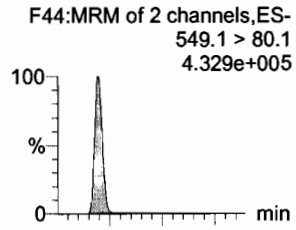

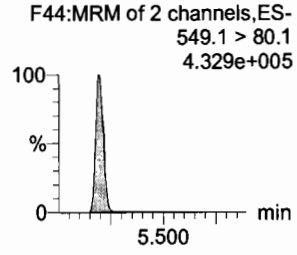

N-MeFOSAA

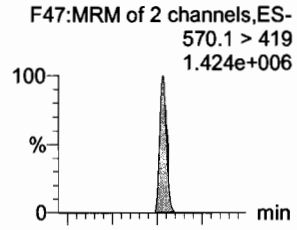

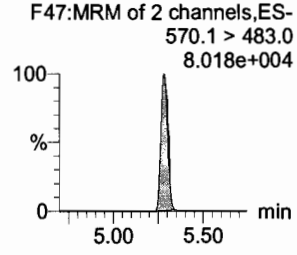

13C8-PFOSA



13C8-PFOS

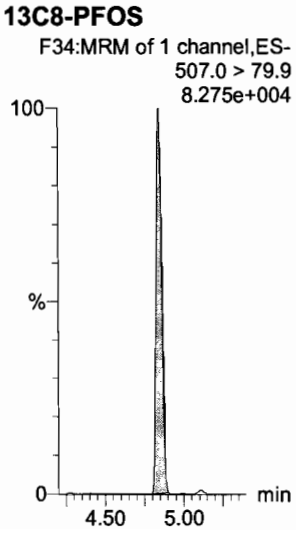

13C2-PFDA



13C2-PFDA

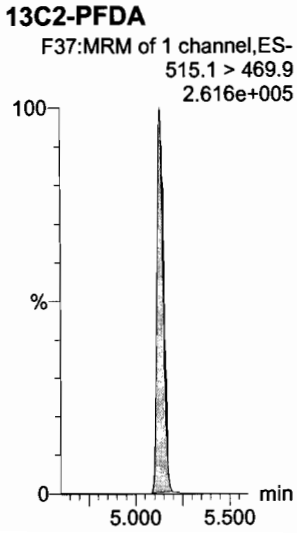

13C8-PFOS

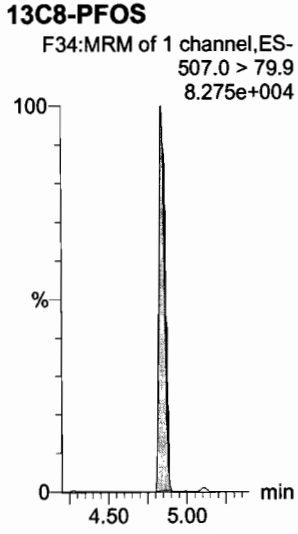

d3-N-MeFOSAA

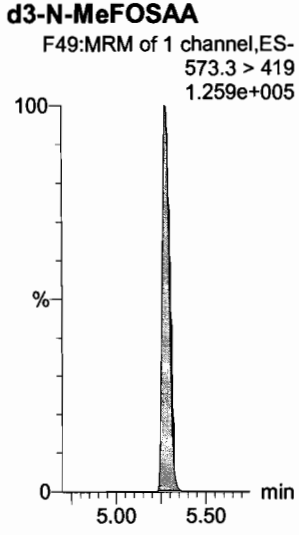

Dataset: F:\Projects\PFAS.PRO\Results\180205M1\180205M1-CRV.qld

Last Altered: Tuesday, February 06, 2018 08:49:29 Pacific Standard Time
Printed: Tuesday, February 06, 2018 08:51:03 Pacific Standard Time

Name: 180205M1_9, Date: 05-Feb-2018, Time: 13:24:55, ID: ST180205M1-8 PFC CS5 18A3014, Description: PFC CS5 18A3014

N-EtFOSAA

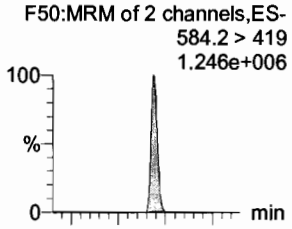

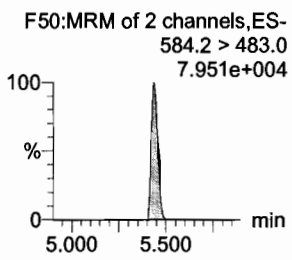

PFUdA

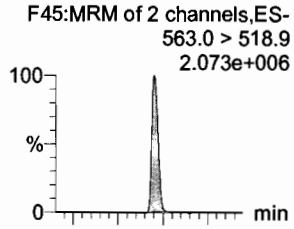

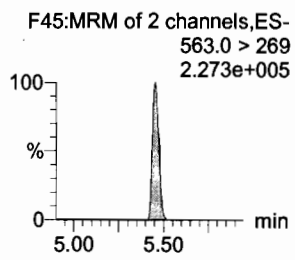

PFDS

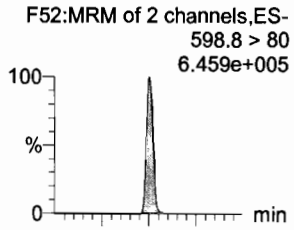

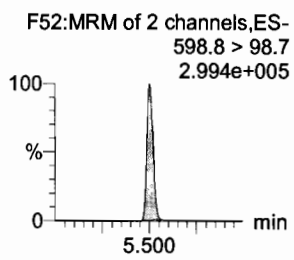

PFDoA

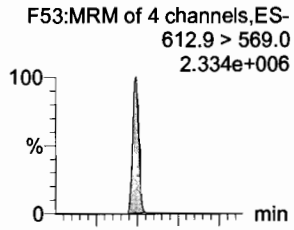

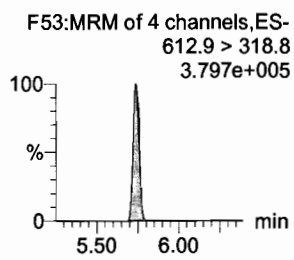

N-MeFOSA

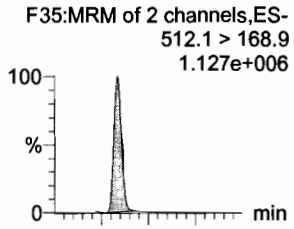

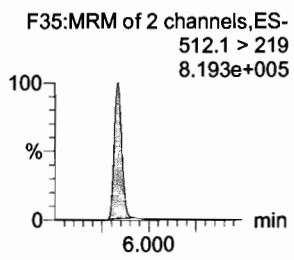

PFTrDA

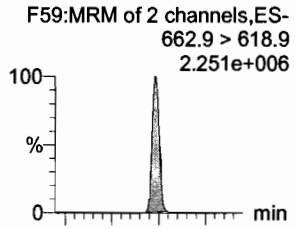

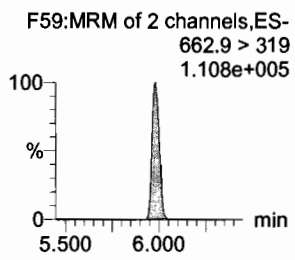

d5-N-EtFOSAA

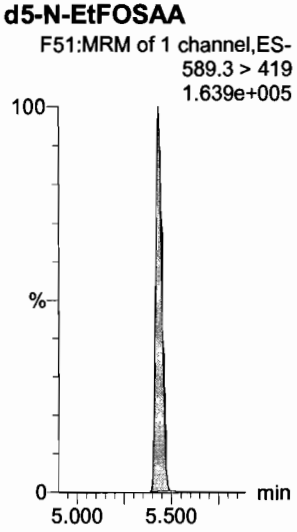

13C2-PFUdA

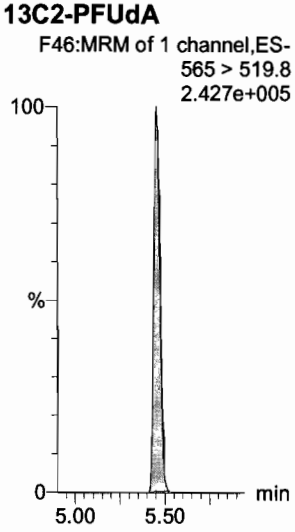

13C2-PFUdA



13C2-PFDoA

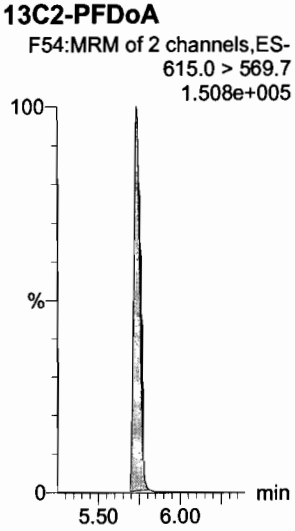

d3-N-MeFOSA

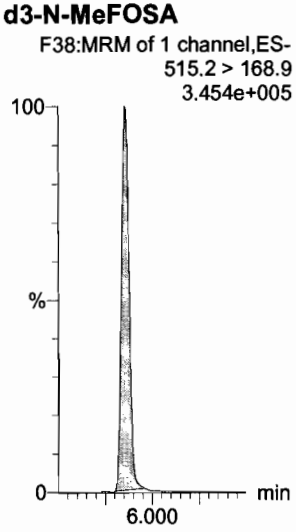

13C2-PFTeDA

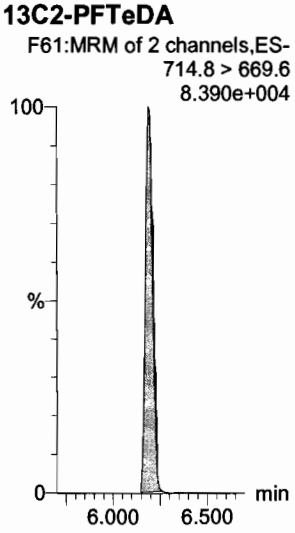

Dataset: F:\Projects\PFAS.PRO\Results\180205M1\180205M1-CRV.qld

Last Altered: Tuesday, February 06, 2018 08:49:29 Pacific Standard Time
Printed: Tuesday, February 06, 2018 08:51:03 Pacific Standard Time

Name: 180205M1_9, Date: 05-Feb-2018, Time: 13:24:55, ID: ST180205M1-8 PFC CS5 18A3014, Description: PFC CS5 18A3014

PFTeDA
F60:MRM of 2 channels,ES-
712.9 > 668.8
1.570e+006

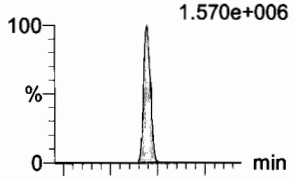

F60:MRM of 2 channels,ES-
712.9 > 369
2.158e+005

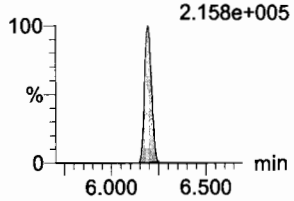

N-EtFOSA
F40:MRM of 2 channels,ES-
526.1 > 168.9
1.576e+006

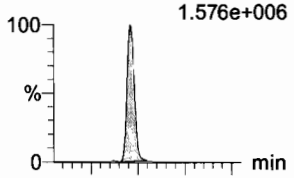

F40:MRM of 2 channels,ES-
526.1 > 219
1.079e+006

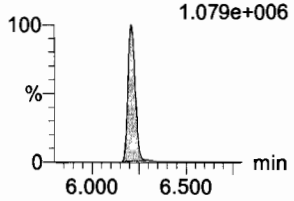

PFHxDA
F62:MRM of 2 channels,ES-
813.1 > 768.6
9.264e+005

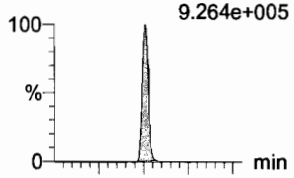

F62:MRM of 2 channels,ES-
813.1 > 219
1.011e+005

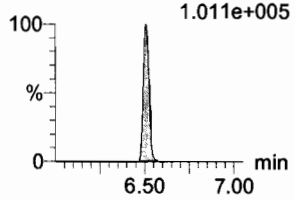

PFODA
F64:MRM of 1 channel,ES-
913.1 > 868.8
1.524e+006

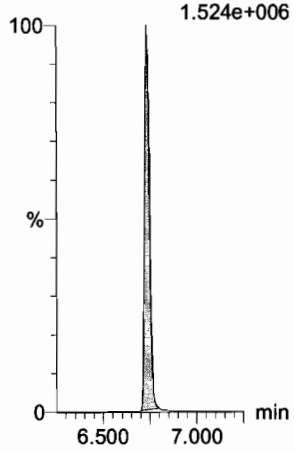

N-MeFOSE
F55:MRM of 1 channel,ES-
616.1 > 58.9
1.939e+006



N-EtFOSE
F57:MRM of 1 channel,ES-
630.1 > 58.9
1.590e+006

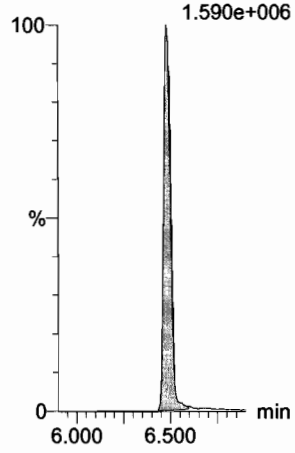

13C2-PFTeDA
F61:MRM of 2 channels,ES-
714.8 > 669.6
8.390e+004

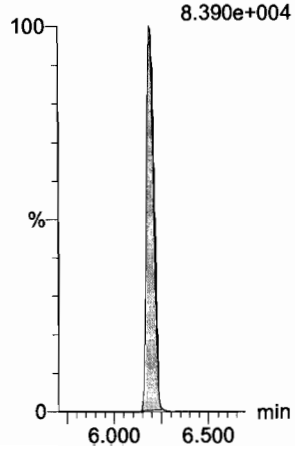

d5-N-ETFOSA
F43:MRM of 1 channel,ES-
531.1 > 168.9
5.440e+005

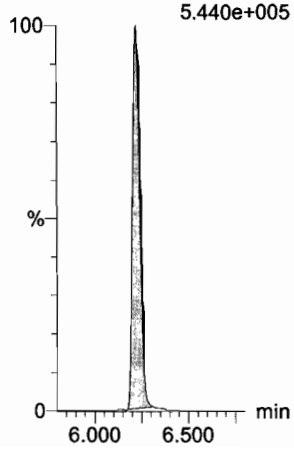

13C2-PFHxDA
F63:MRM of 1 channel,ES-
815 > 769.7
7.361e+004



13C2-PFHxDA
F63:MRM of 1 channel,ES-
815 > 769.7
7.361e+004

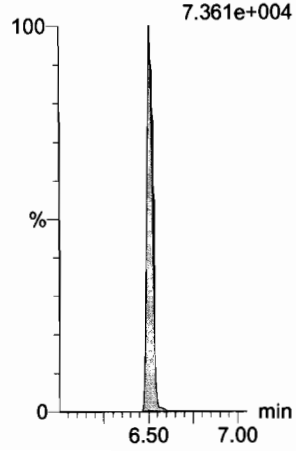

d7-N-MeFOSE
F56:MRM of 1 channel,ES-
623.1 > 58.9
5.119e+005

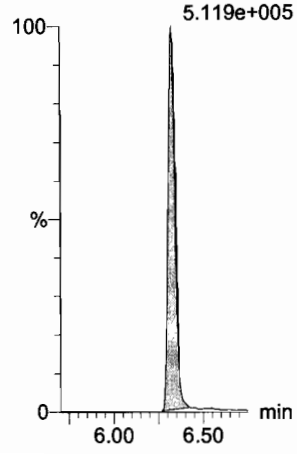

d9-N-EtFOSE
F58:MRM of 1 channel,ES-
639.2 > 58.8
4.266e+005

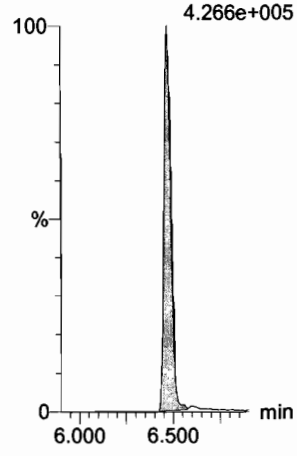

Dataset: F:\Projects\PFAS.PRO\Results\180205M1\180205M1-CRV.qld

Last Altered: Tuesday, February 06, 2018 08:49:29 Pacific Standard Time
Printed: Tuesday, February 06, 2018 08:51:03 Pacific Standard Time

Name: 180205M1_9, Date: 05-Feb-2018, Time: 13:24:55, ID: ST180205M1-8 PFC CS5 18A3014, Description: PFC CS5 18A3014

13C4-PFBA

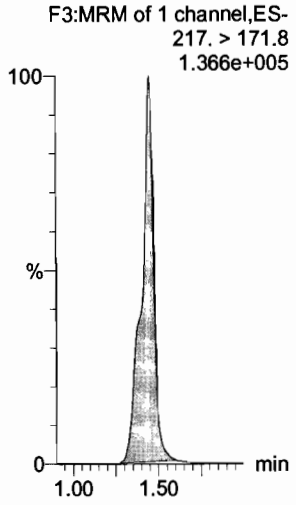

13C5-PFHxA

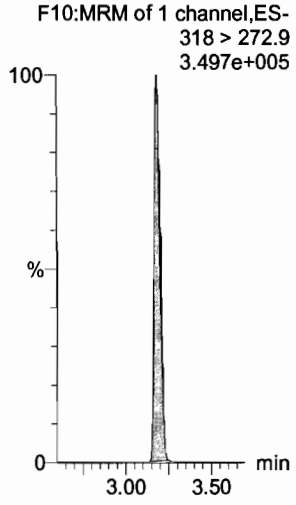

13C3-PFHxS

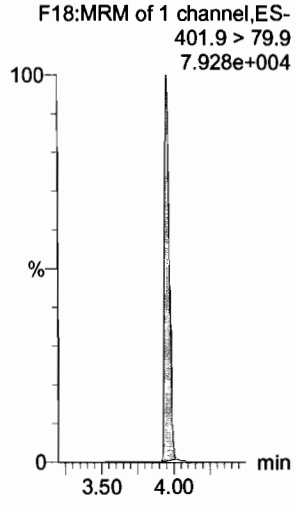

13C8-PFOA



13C9-PFNA

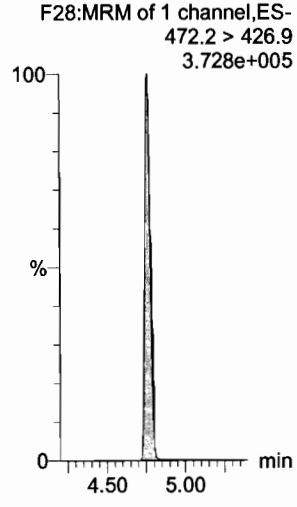

13C4-PFOS

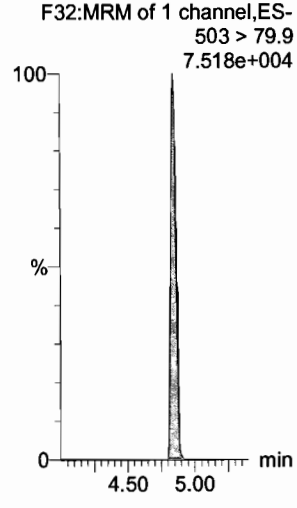

13C6-PFDA



13C7-PFUdA

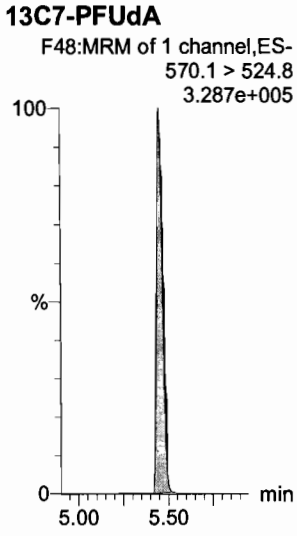

13C2-4:2 FTS

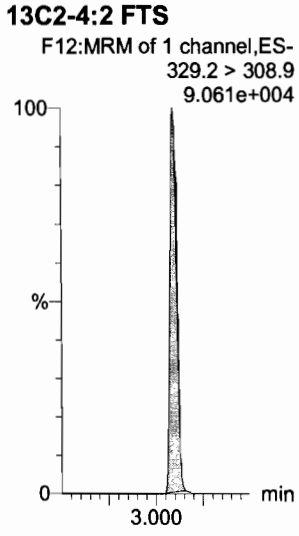

Dataset: F:\Projects\PFAS.PRO\Results\180205M1\180205M1-CRV.qld

Last Altered: Tuesday, February 06, 2018 08:49:29 Pacific Standard Time
Printed: Tuesday, February 06, 2018 08:51:03 Pacific Standard Time

Name: 180205M1_10, Date: 05-Feb-2018, Time: 13:36:22, ID: ST180205M1-9 PFC CS6 18A3015, Description: PFC CS6 18A3015

PFBA

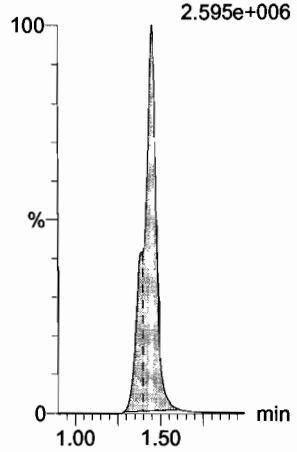

PFPeA



PFBS

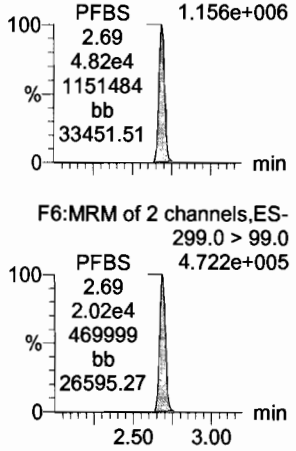

4:2 FTS

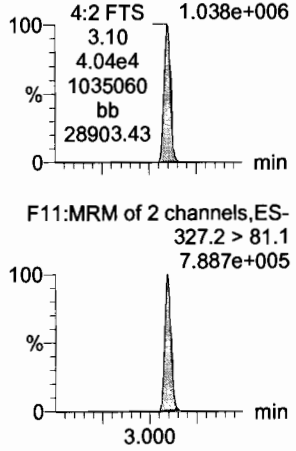

PFHxA

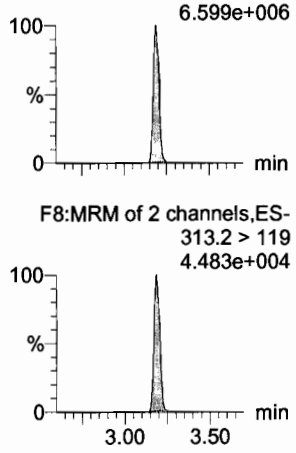

PFPeS

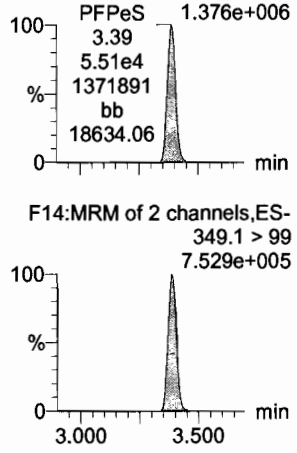

13C3-PFBA

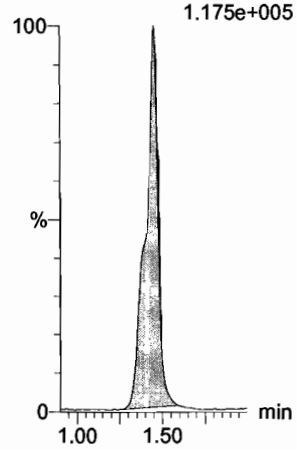

13C3-PFPeA



13C3-PFBS

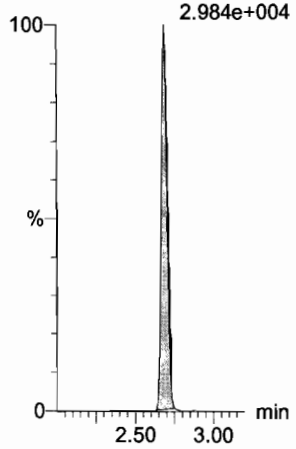

13C3-PFBS

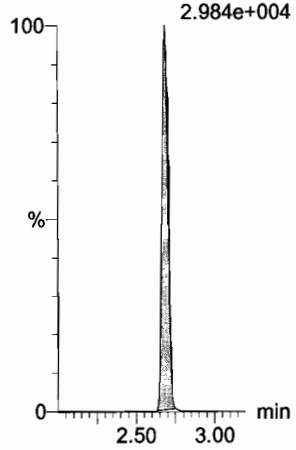

13C2-PFHxA



13C3-PFBS



Dataset: F:\Projects\PFAS.PRO\Results\180205M1\180205M1-CRV.qld

Last Altered: Tuesday, February 06, 2018 08:49:29 Pacific Standard Time
Printed: Tuesday, February 06, 2018 08:51:03 Pacific Standard Time

Name: 180205M1_10, Date: 05-Feb-2018, Time: 13:36:22, ID: ST180205M1-9 PFC CS6 18A3015, Description: PFC CS6 18A3015

PFHpA

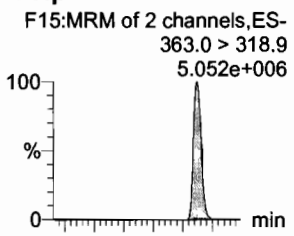

L-PFHxS

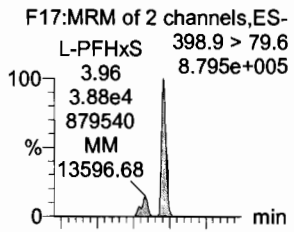

6:2 FTS

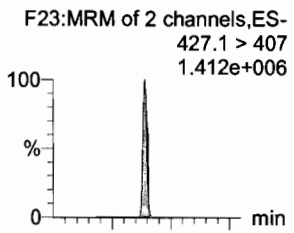

L-PFOA

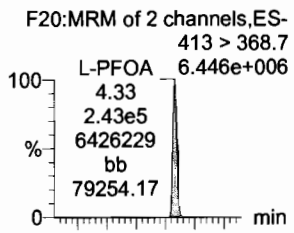

PFHpS

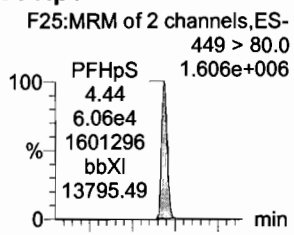

PFNA

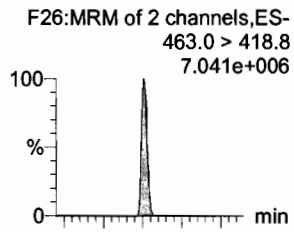

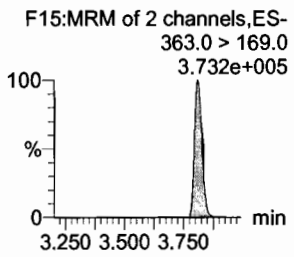

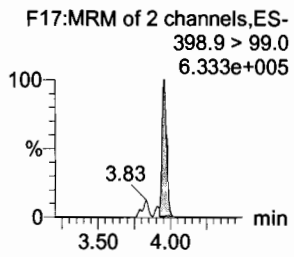

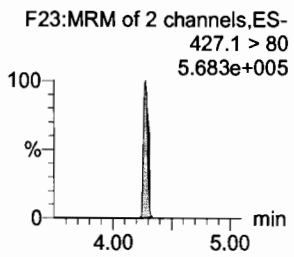

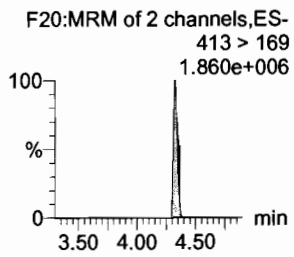

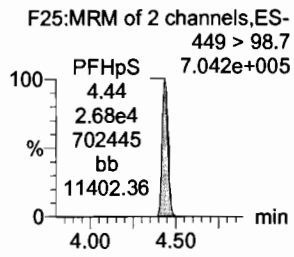

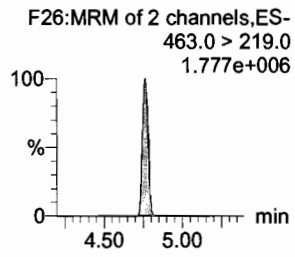

13C4-PFHpA

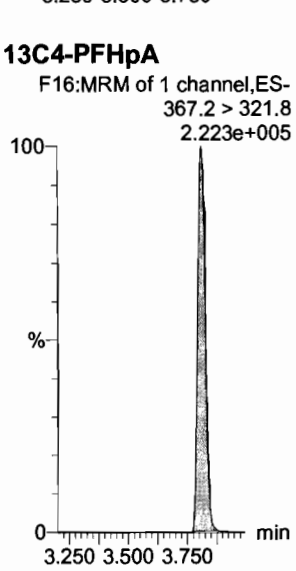

18O2-PFHxS

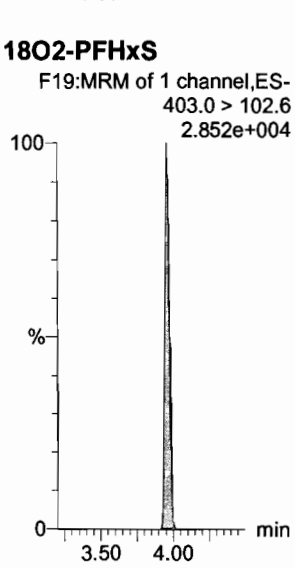

13C2-PFOA

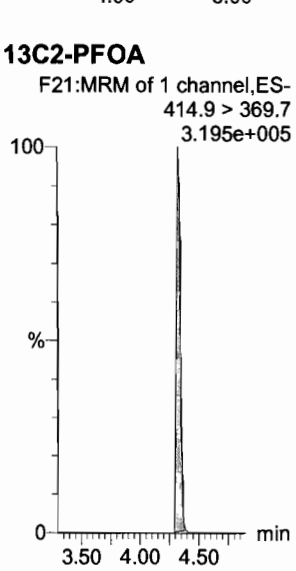

13C2-PFOA

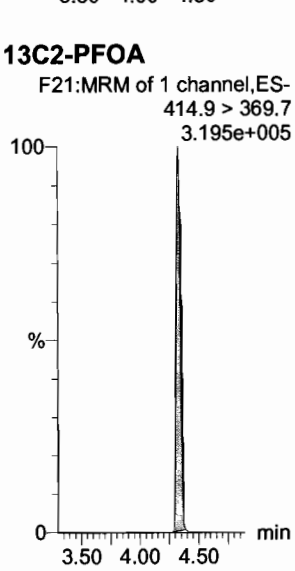

13C8-PFOS

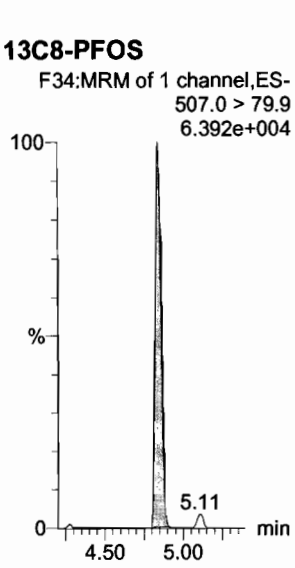

13C5-PFNA

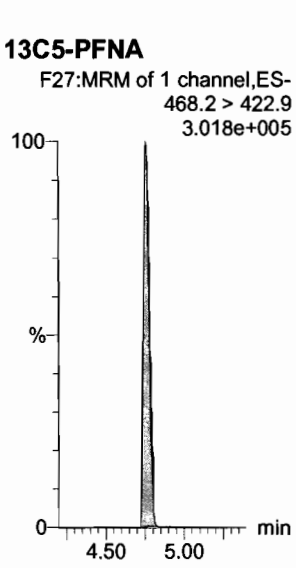

Dataset: F:\Projects\PFAS.PRO\Results\180205M1\180205M1-CRV.qld

Last Altered: Tuesday, February 06, 2018 08:49:29 Pacific Standard Time
Printed: Tuesday, February 06, 2018 08:51:03 Pacific Standard Time

Name: 180205M1_10, Date: 05-Feb-2018, Time: 13:36:22, ID: ST180205M1-9 PFC CS6 18A3015, Description: PFC CS6 18A3015

PFOSA

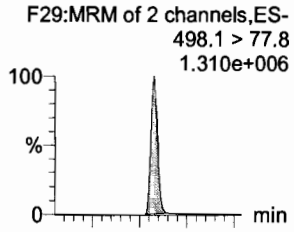

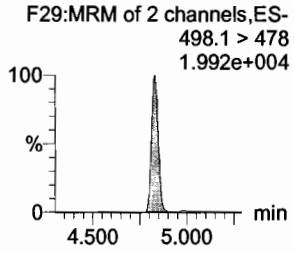

L-PFOS

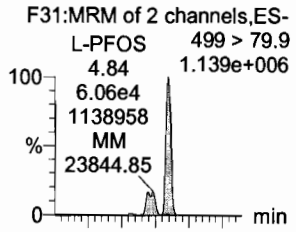

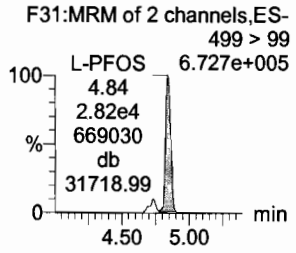

PFDA

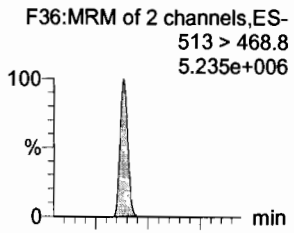

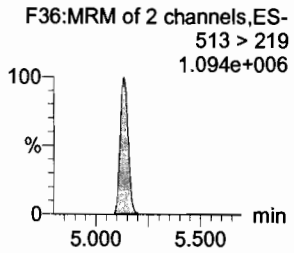

8:2 FTS

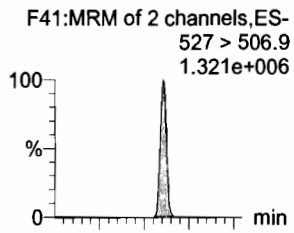

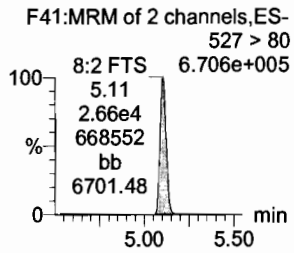

PFNS

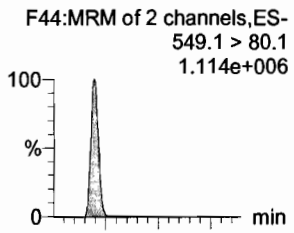

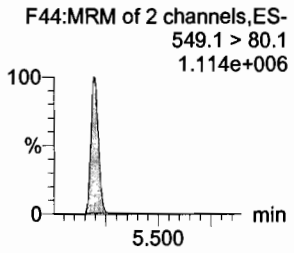

N-MeFOSAA

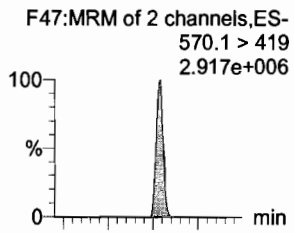

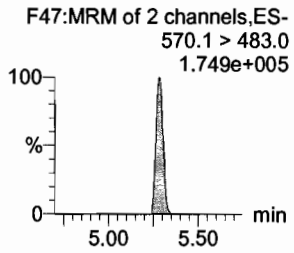

13C8-PFOSA

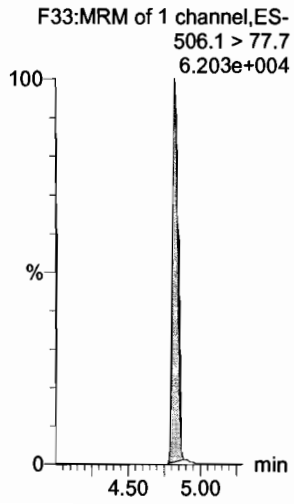

13C8-PFOS

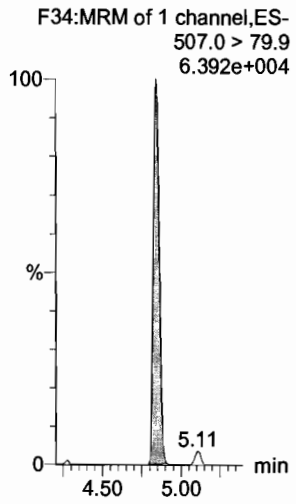

13C2-PFDA



13C2-PFDA

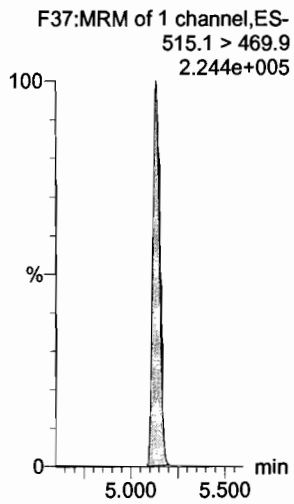

13C8-PFOS



d3-N-MeFOSAA

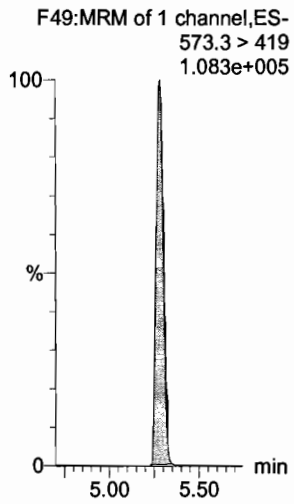

Dataset: F:\Projects\PFAS.PRO\Results\180205M1\180205M1-CRV.qld

Last Altered: Tuesday, February 06, 2018 08:49:29 Pacific Standard Time
Printed: Tuesday, February 06, 2018 08:51:03 Pacific Standard Time

Name: 180205M1_10, Date: 05-Feb-2018, Time: 13:36:22, ID: ST180205M1-9 PFC CS6 18A3015, Description: PFC CS6 18A3015

N-EtFOSAA

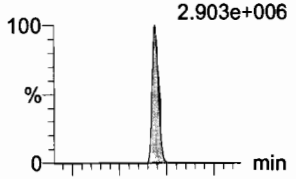

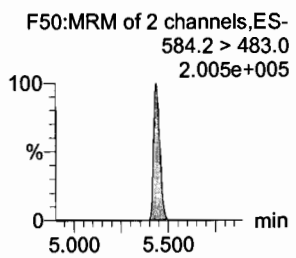

PFUdA

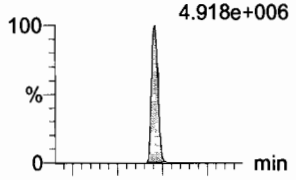

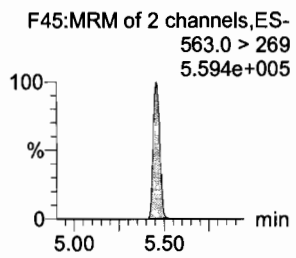

PFDS

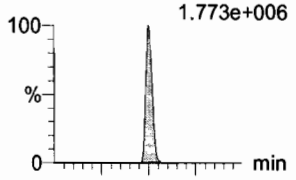

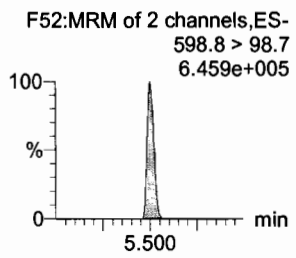

PFDoA

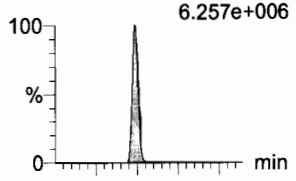

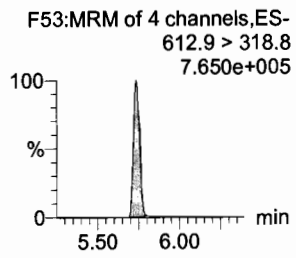

N-MeFOSA

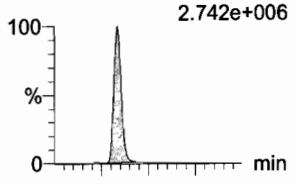

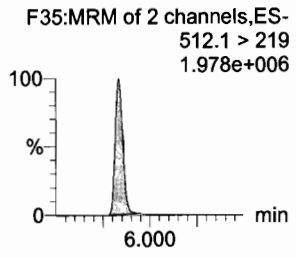

PFTrDA

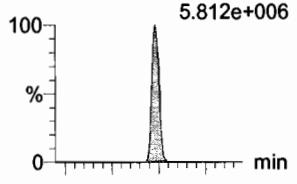

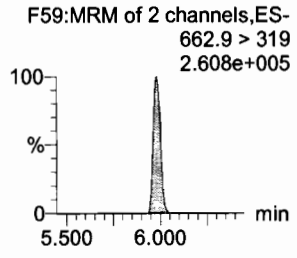

d5-N-EtFOSAA

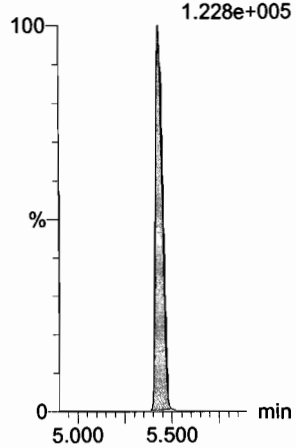

13C2-PFUdA

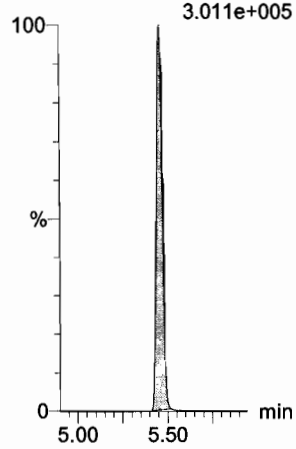

13C2-PFUdA



13C2-PFDoA

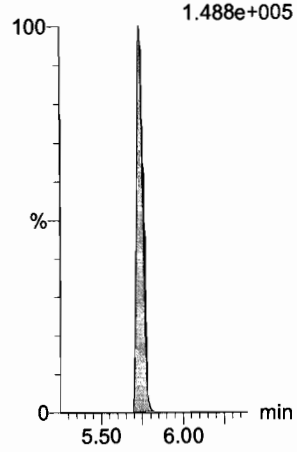

d3-N-MeFOSA

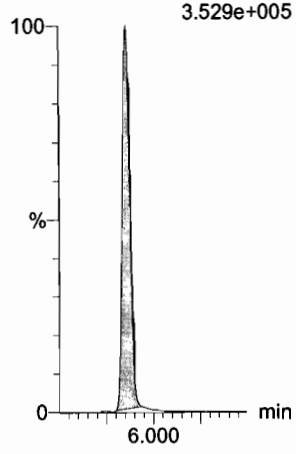

13C2-PFTeDA

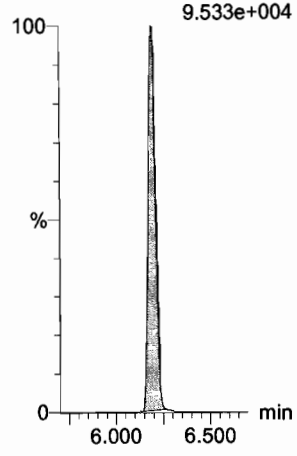

Dataset: F:\Projects\PFAS.PRO\Results\180205M1\180205M1-CRV.qld

Last Altered: Tuesday, February 06, 2018 08:49:29 Pacific Standard Time
Printed: Tuesday, February 06, 2018 08:51:03 Pacific Standard Time

Name: 180205M1_10, Date: 05-Feb-2018, Time: 13:36:22, ID: ST180205M1-9 PFC CS6 18A3015, Description: PFC CS6 18A3015

PFTeDA

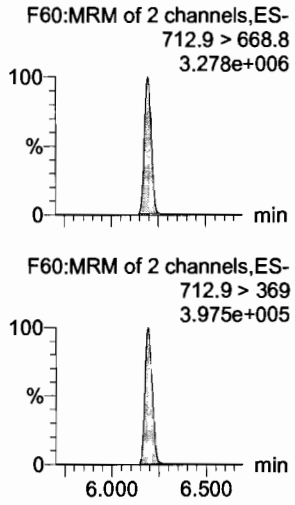

N-EtFOSA

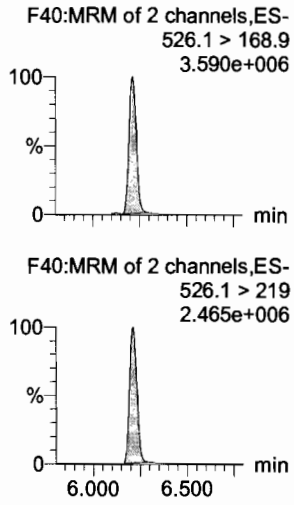

PFHxDA

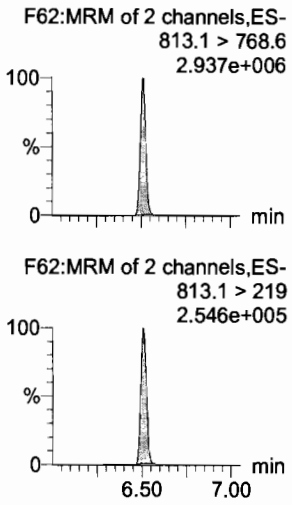

PFODA

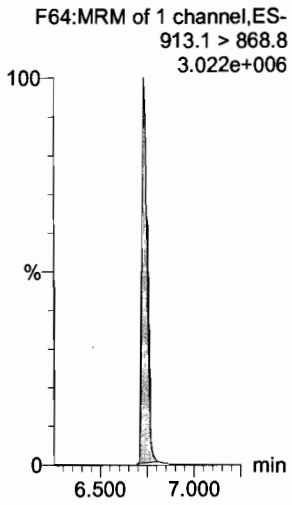

N-MeFOSE

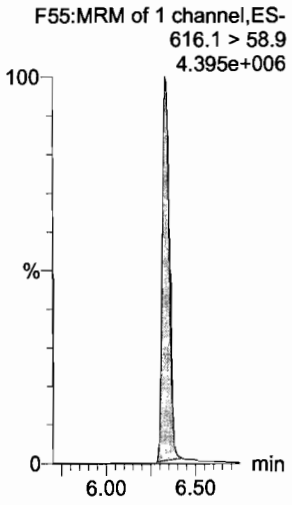

N-EtFOSE

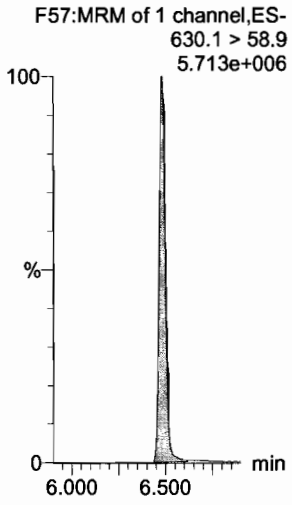

13C2-PFTeDA

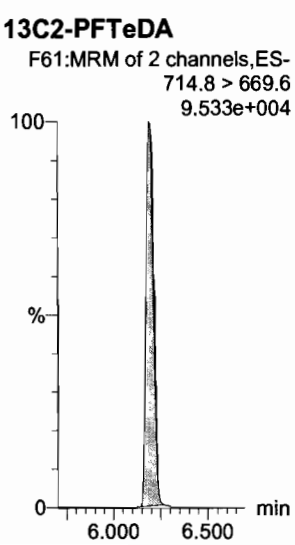

d5-N-ETFOSA

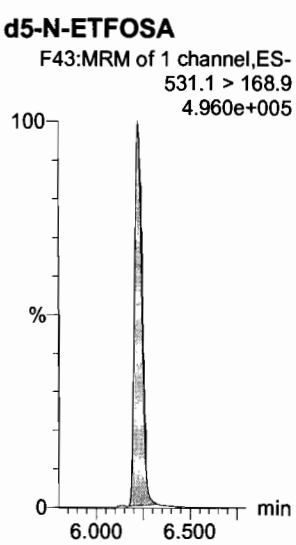

13C2-PFHxDA

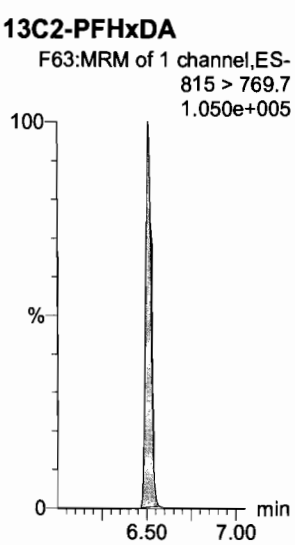

13C2-PFHxDA

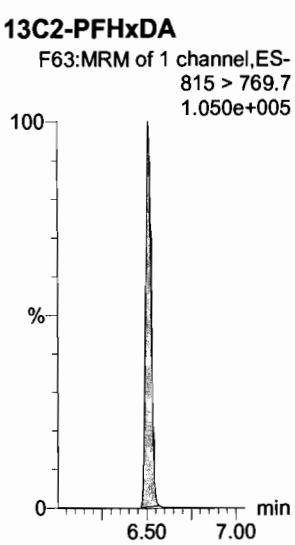

d7-N-MeFOSE

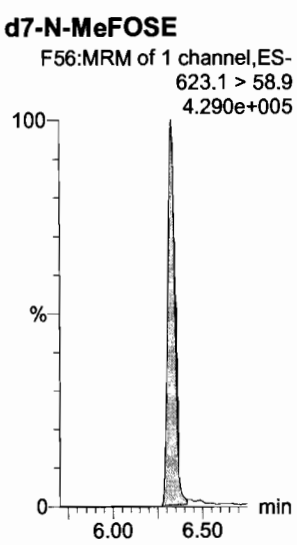

d9-N-EtFOSE

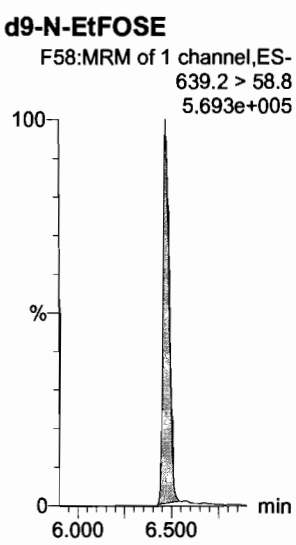

Dataset: F:\Projects\PFAS.PRO\Results\180205M1\180205M1-CRV.qld

Last Altered: Tuesday, February 06, 2018 08:49:29 Pacific Standard Time
Printed: Tuesday, February 06, 2018 08:51:03 Pacific Standard Time

Name: 180205M1_10, Date: 05-Feb-2018, Time: 13:36:22, ID: ST180205M1-9 PFC CS6 18A3015, Description: PFC CS6 18A3015

13C4-PFBA

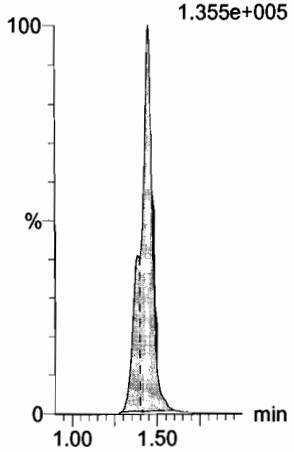

13C5-PFHxA



13C3-PFHxS

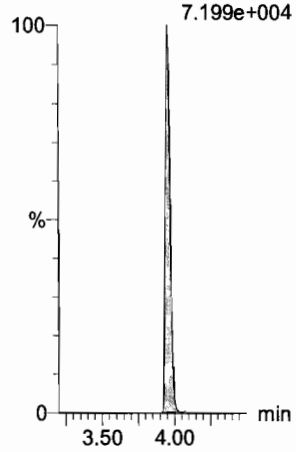

13C8-PFOA

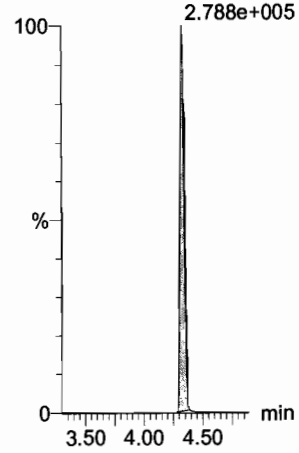

13C9-PFNA

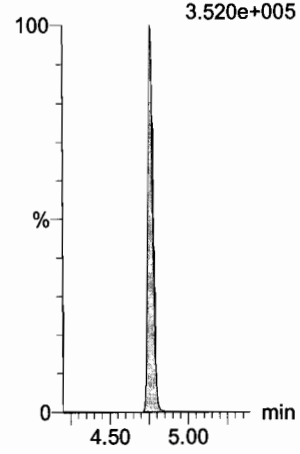

13C4-PFOS

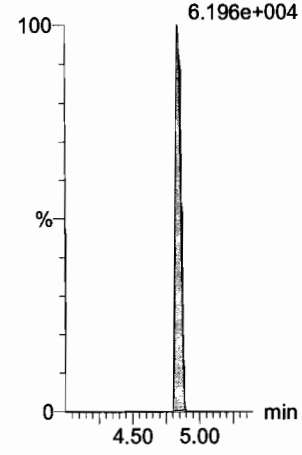

13C6-PFDA

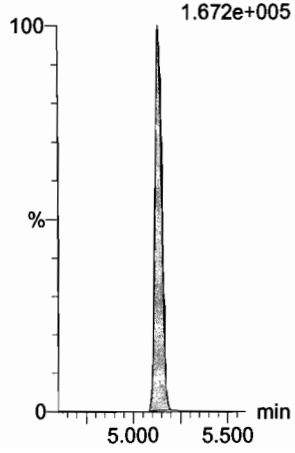

13C7-PFUdA



13C2-4:2 FTS

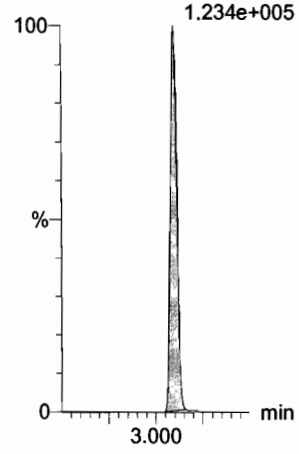

Dataset: F:\Projects\PFAS.PRO\Results\180205M1\180205M1-CRV.qld

Last Altered: Tuesday, February 06, 2018 08:49:29 Pacific Standard Time
Printed: Tuesday, February 06, 2018 08:51:03 Pacific Standard Time

Name: 180205M1_11, Date: 05-Feb-2018, Time: 13:47:52, ID: ST180205M1-10 PFC CS7 18A3016, Description: PFC CS7 18A3016

PFBA

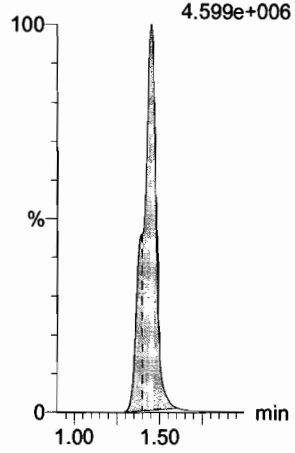

PFPeA

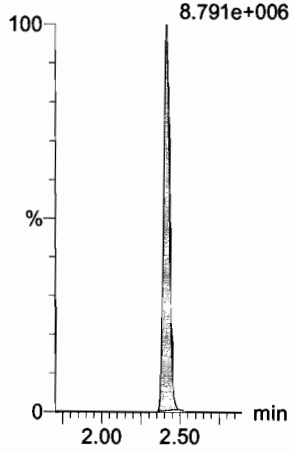

PFBS

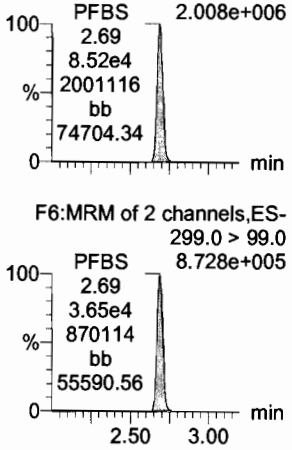

4:2 FTS

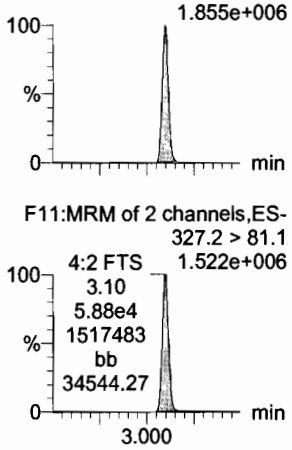

PFHxA

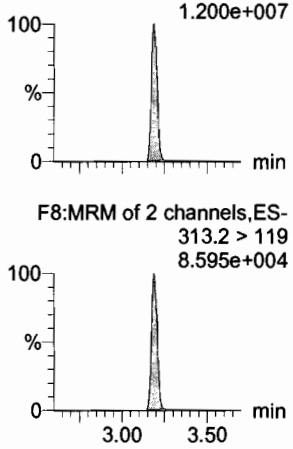

PFPeS

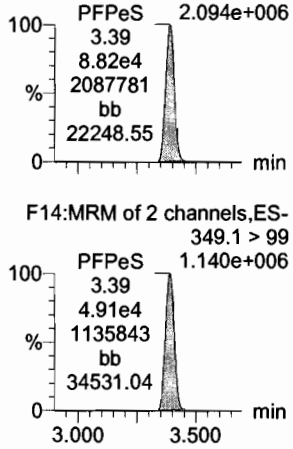

13C3-PFBA

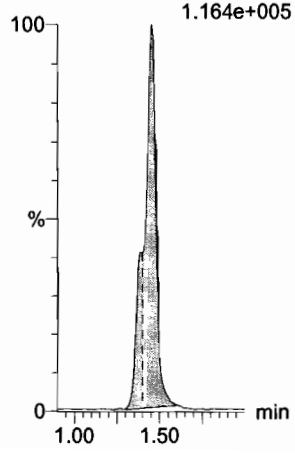

13C3-PFPeA



13C3-PFBS

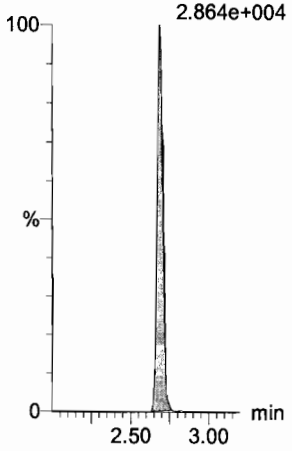

13C3-PFBS

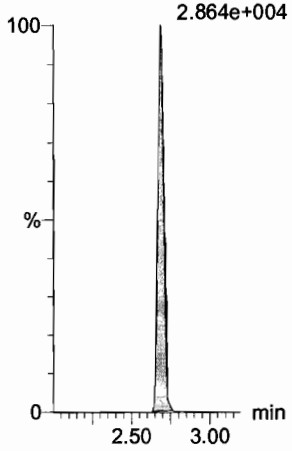

13C2-PFHxA

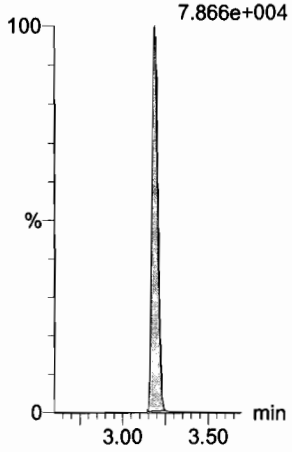

13C3-PFBS

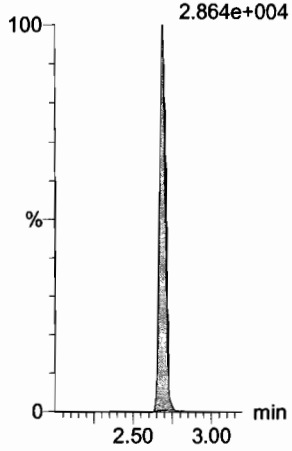

Dataset: F:\Projects\PFAS.PRO\Results\180205M1\180205M1-CRV.qld

Last Altered: Tuesday, February 06, 2018 08:49:29 Pacific Standard Time
Printed: Tuesday, February 06, 2018 08:51:03 Pacific Standard Time

Name: 180205M1_11, Date: 05-Feb-2018, Time: 13:47:52, ID: ST180205M1-10 PFC CS7 18A3016, Description: PFC CS7 18A3016

PFHpA

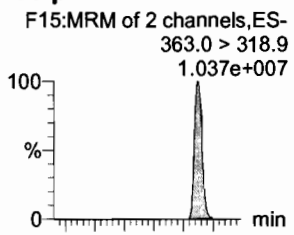

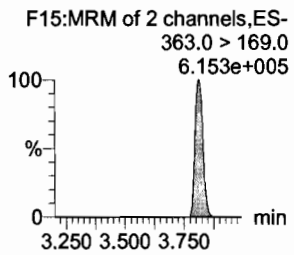

L-PFHxS

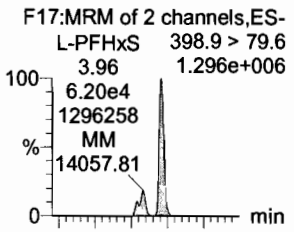

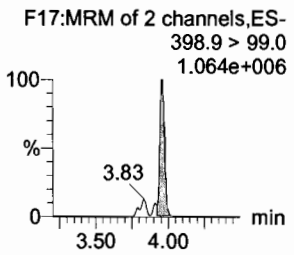

6:2 FTS

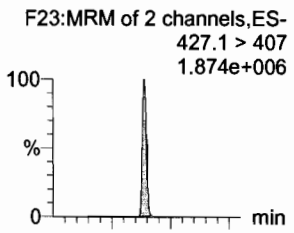

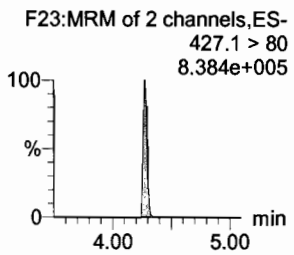

L-PFOA

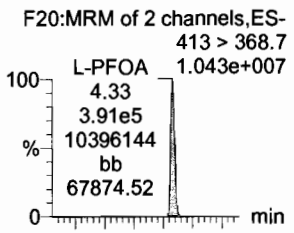

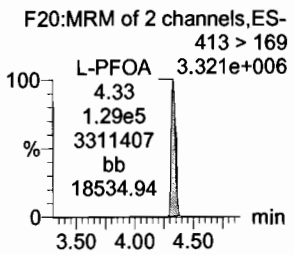

PFHpS

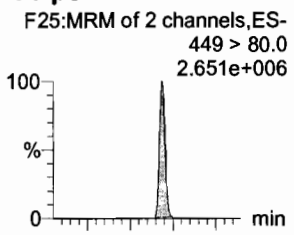

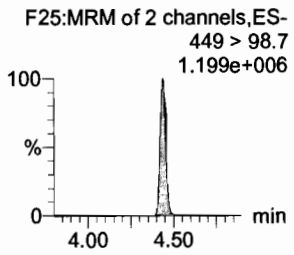

PFNA

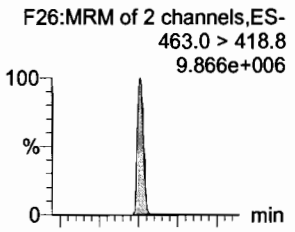

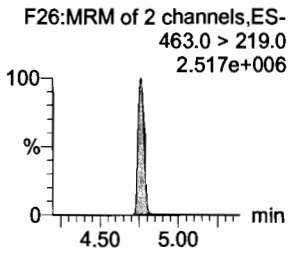

13C4-PFHpA



18O2-PFHxS



13C2-PFOA



13C2-PFOA

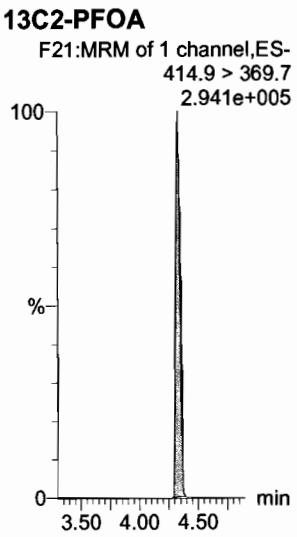

13C8-PFOS

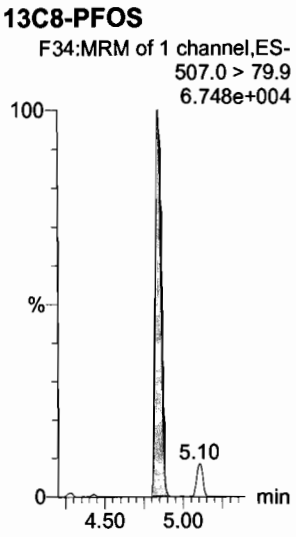

13C5-PFNA

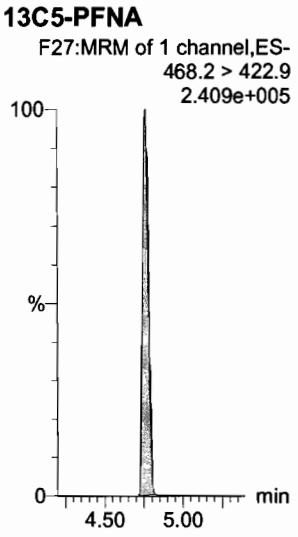

Dataset: F:\Projects\PFAS.PRO\Results\180205M1\180205M1-CRV.qld

Last Altered: Tuesday, February 06, 2018 08:49:29 Pacific Standard Time
Printed: Tuesday, February 06, 2018 08:51:03 Pacific Standard Time

Name: 180205M1_11, Date: 05-Feb-2018, Time: 13:47:52, ID: ST180205M1-10 PFC CS7 18A3016, Description: PFC CS7 18A3016

PFOSA

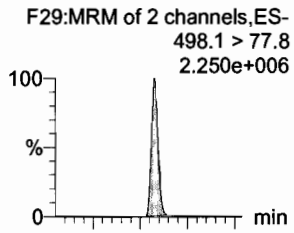

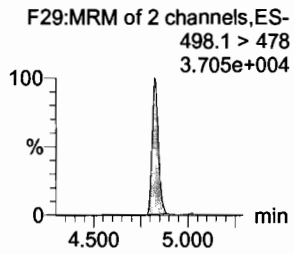

L-PFOS

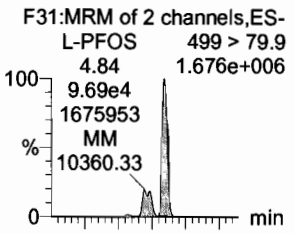

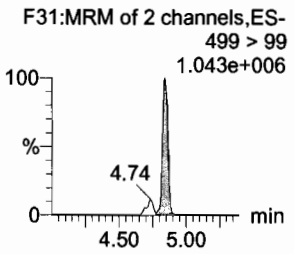

PFDA

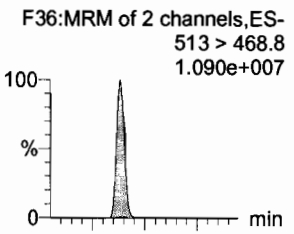

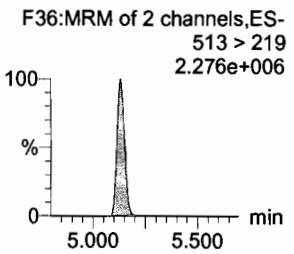

8:2 FTS

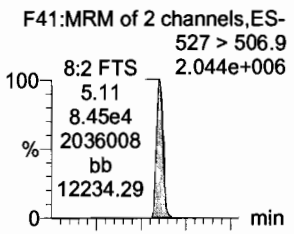

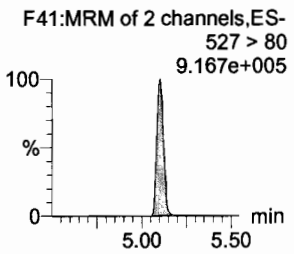

PFNS

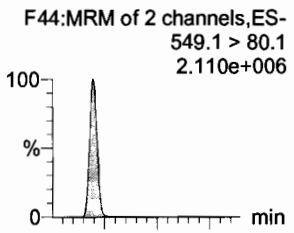

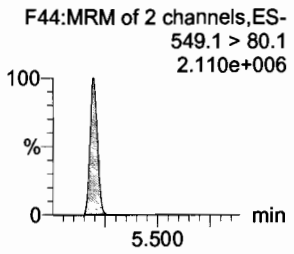

N-MeFOSAA

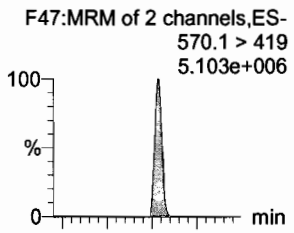

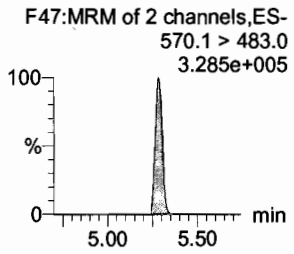

13C8-PFOSA



13C8-PFOS



13C2-PFDA



13C2-PFDA



13C8-PFOS



d3-N-MeFOSAA

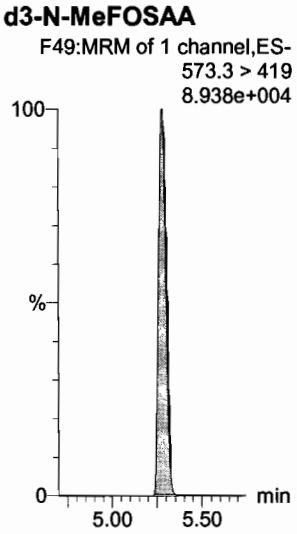

Dataset: F:\Projects\PFAS.PRO\Results\180205M1\180205M1-CRV.qld

Last Altered: Tuesday, February 06, 2018 08:49:29 Pacific Standard Time
Printed: Tuesday, February 06, 2018 08:51:03 Pacific Standard Time

Name: 180205M1_11, Date: 05-Feb-2018, Time: 13:47:52, ID: ST180205M1-10 PFC CS7 18A3016, Description: PFC CS7 18A3016

N-EtFOSAA

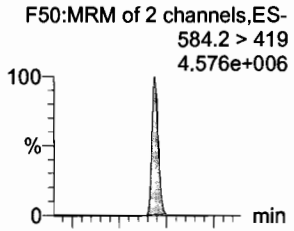

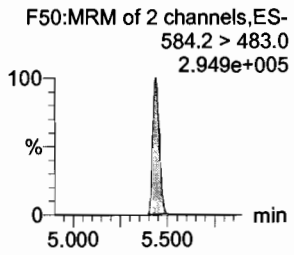

PFUdA

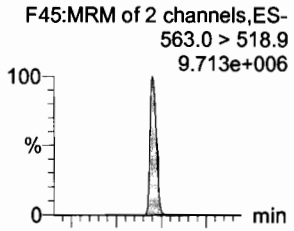

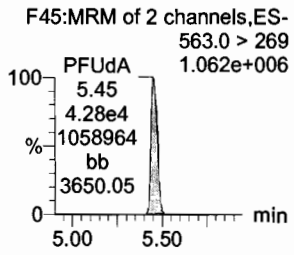

PFDS

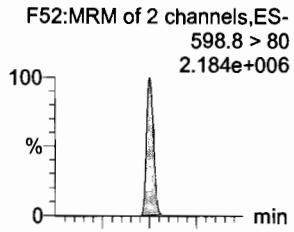

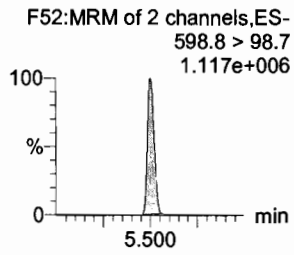

PFDoA

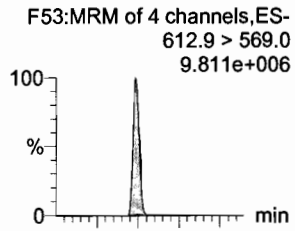

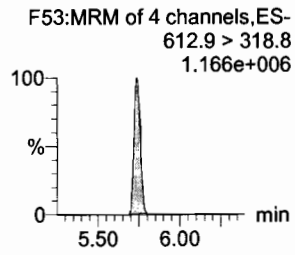

N-MeFOSA

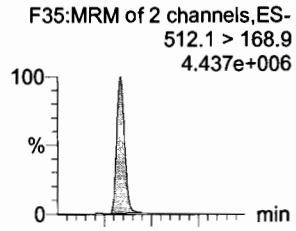

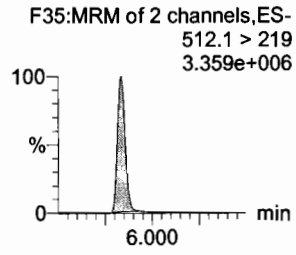

PFTrDA

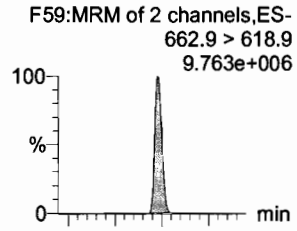

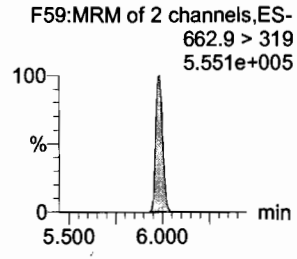

d5-N-EtFOSAA



13C2-PFUdA



13C2-PFUdA

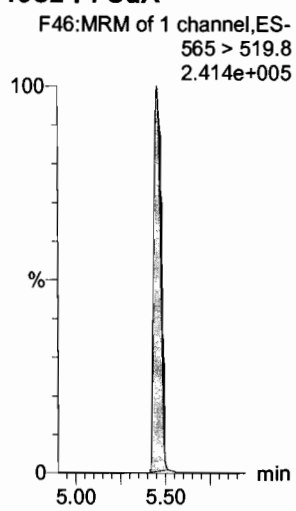

13C2-PFDoA

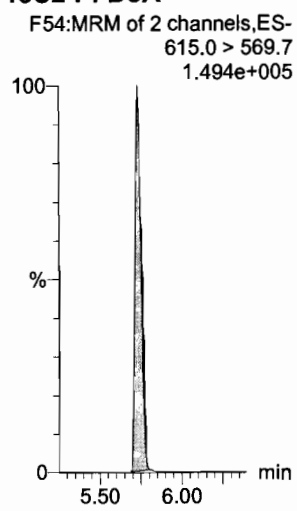

d3-N-MeFOSA

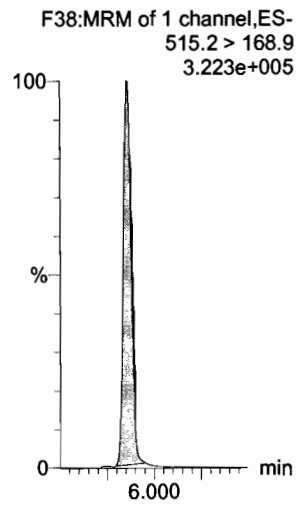

13C2-PFTeDA

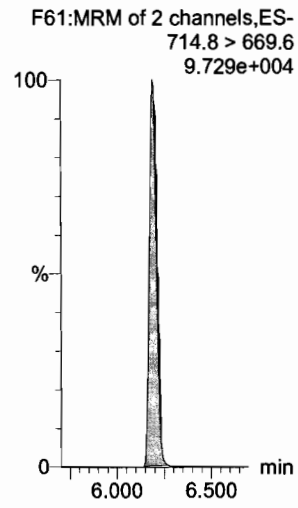

Dataset: F:\Projects\PFAS.PRO\Results\180205M1\180205M1-CRV.qld

Last Altered: Tuesday, February 06, 2018 08:49:29 Pacific Standard Time
Printed: Tuesday, February 06, 2018 08:51:03 Pacific Standard Time

Name: 180205M1_11, Date: 05-Feb-2018, Time: 13:47:52, ID: ST180205M1-10 PFC CS7 18A3016, Description: PFC CS7 18A3016

PFTeDA
F60:MRM of 2 channels,ES-
712.9 > 668.8
5.454e+006
F60:MRM of 2 channels,ES-
712.9 > 369
9.239e+005

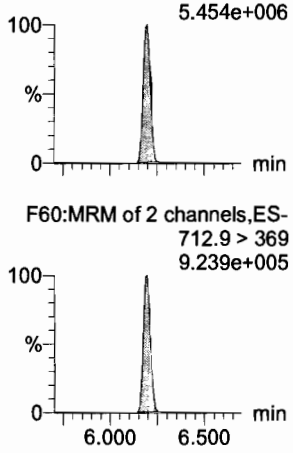

N-EtFOSA
F40:MRM of 2 channels,ES-
526.1 > 168.9
5.935e+006
F40:MRM of 2 channels,ES-
526.1 > 219
4.090e+006

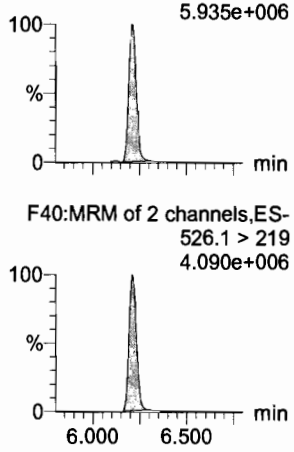

PFHxDA
F62:MRM of 2 channels,ES-
813.1 > 768.6
4.419e+006
F62:MRM of 2 channels,ES-
813.1 > 219
3.826e+005

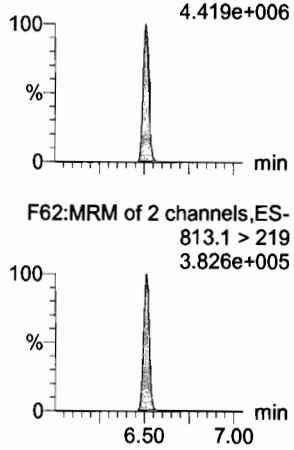

PFODA
F64:MRM of 1 channel,ES-
913.1 > 868.8
5.629e+006

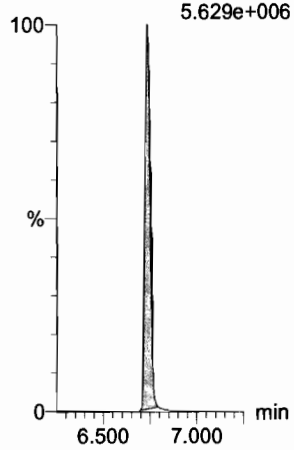

N-MeFOSE
F55:MRM of 1 channel,ES-
616.1 > 58.9
5.773e+006

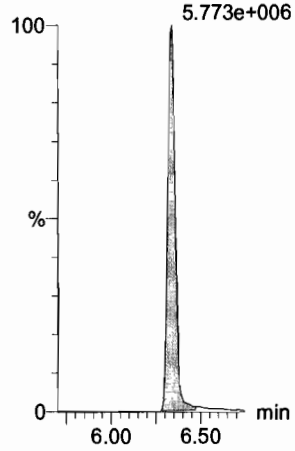

N-EtFOSE
F57:MRM of 1 channel,ES-
630.1 > 58.9
9.343e+006

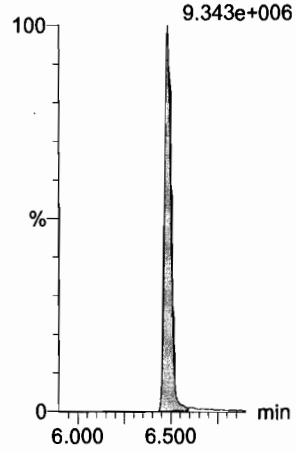

13C2-PFTeDA
F61:MRM of 2 channels,ES-
714.8 > 669.6
9.729e+004

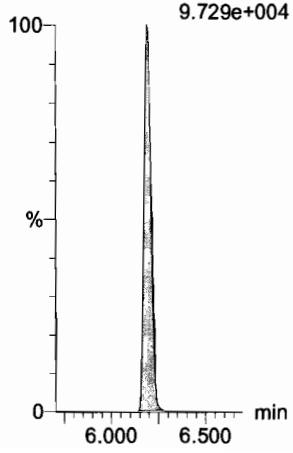

d5-N-ETFOSA
F43:MRM of 1 channel,ES-
531.1 > 168.9
4.635e+005



13C2-PFHxDA
F63:MRM of 1 channel,ES-
815 > 769.7
1.100e+005

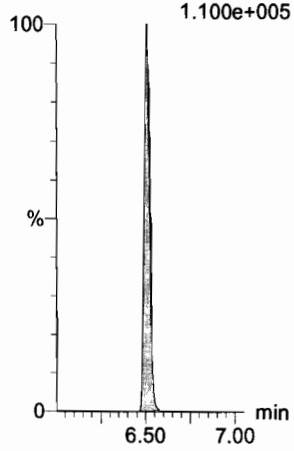

13C2-PFHxDA
F63:MRM of 1 channel,ES-
815 > 769.7
1.100e+005



d7-N-MeFOSE
F56:MRM of 1 channel,ES-
623.1 > 58.9
4.235e+005



d9-N-EtFOSE
F58:MRM of 1 channel,ES-
639.2 > 58.8
4.730e+005

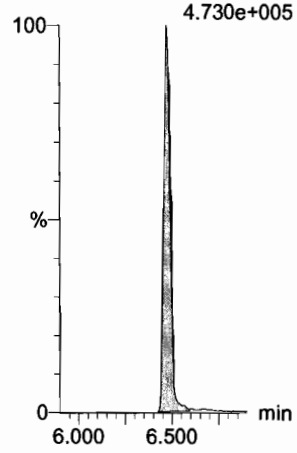

Dataset: F:\Projects\PFAS.PRO\Results\180205M1\180205M1-CRV.qld

Last Altered: Tuesday, February 06, 2018 08:49:29 Pacific Standard Time
Printed: Tuesday, February 06, 2018 08:51:03 Pacific Standard Time

Name: 180205M1_11, Date: 05-Feb-2018, Time: 13:47:52, ID: ST180205M1-10 PFC CS7 18A3016, Description: PFC CS7 18A3016

13C4-PFBA

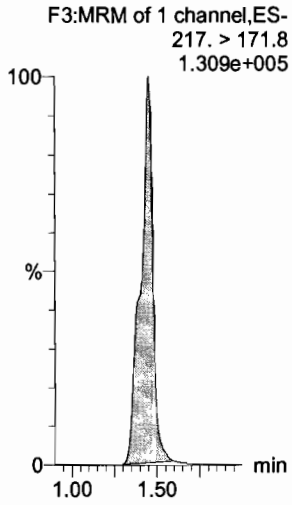

13C5-PFHxA

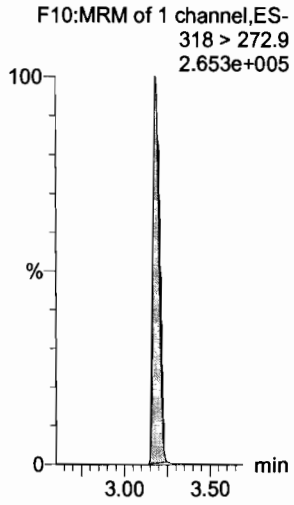

13C3-PFHxS

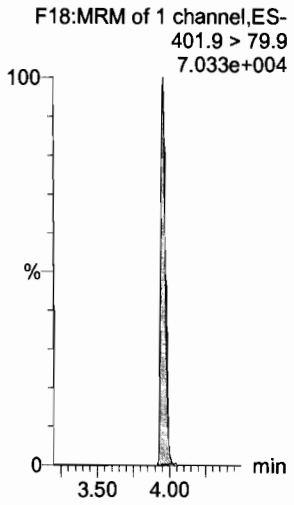

13C8-PFOA

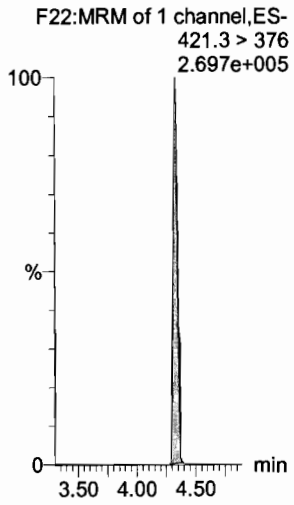

13C9-PFNA

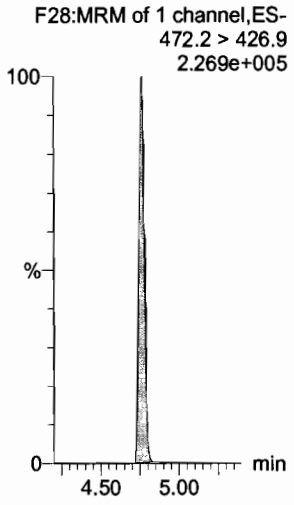

13C4-PFOS

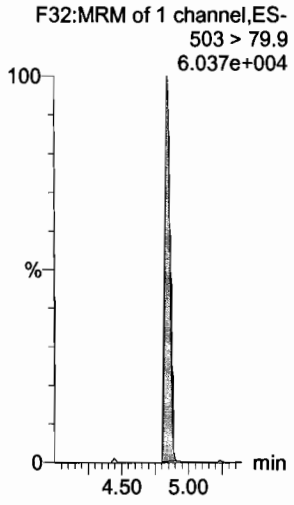

13C6-PFDA

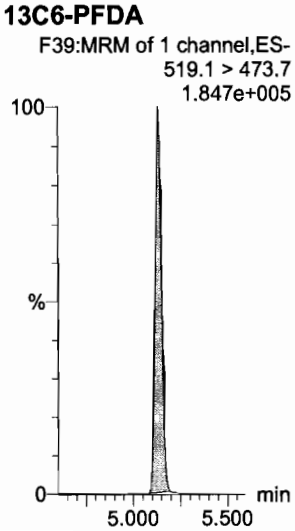

13C7-PFUdA

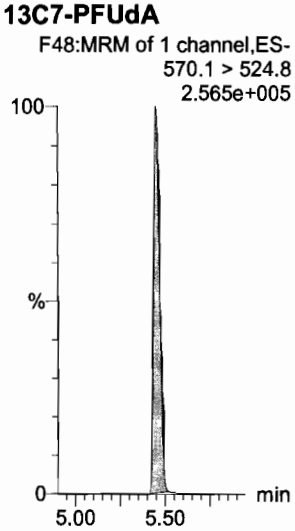

13C2-4:2 FTS

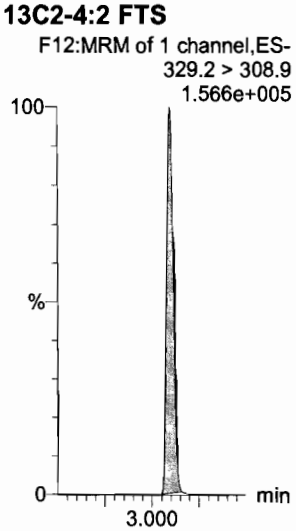

Vista Analytical Laboratory

Dataset: F:\Projects\PFAS.PRO\Results\180205M1\180205M1-13.qld

Last Altered: Tuesday, February 06, 2018 09:20:47 Pacific Standard Time
Printed: Tuesday, February 06, 2018 09:21:07 Pacific Standard Time

(A) No SS available.

AC 2/6/18 JA. 02/06/2018

Method: F:\Projects\PFAS.PRO\MethDB\PFAS_FULL_80C_020218.mdb 05 Feb 2018 15:16:58
Calibration: F:\Projects\PFAS.PRO\CurveDB\C18_VAL-PFAS_Q4_02-05-18-FULL.cdb 06 Feb 2018 09:06:52

Name: 180205M1_13, Date: 05-Feb-2018, Time: 14:10:49, ID: ICV180205M1-1 PFC ICV 18A3006, Description: PFC ICV 18A3006

	#	Name	Trace	Area	IS Area	RRF	Divisor1	Pred.RT	RT	y Axis Resp.	Conc.	%Rec
1	1	PFBA	213.0 > 168.8	9.22e3	9.21e3		1.0000	1.46	1.46	12.5	11.42	114.2
2	2	PFPeA	263.1 > 218.9	8.98e3	1.11e4		1.0000	2.42	2.42	10.2	10.43	104.3
3	3	PFBS	299.0 > 79.7	1.75e3	1.32e3		1.0000	2.69	2.69	16.6	8.779	87.8
4	4	4:2 FTS	327.2>307.2	1.77e3	1.32e3		1.0000	3.10	3.09	16.8	10.02	100.2
5	5	PFHxA	313.2 > 268.9	1.06e4	3.32e3		1.0000	3.19	3.19	16.0	10.57	105.7
6	6	PFPeS	349.1>80.1	2.23e3	1.32e3		1.0000	3.39	3.39	21.1	10.79	107.9
7	7	PFHpA	363.0 > 318.9	9.77e3	9.09e3		1.0000	3.81	3.81	13.4	10.83	108.3
8	8	L-PFHxS	398.9 > 79.6	1.22e3	1.12e3		1.0000	3.96	3.96	13.6	7.386	73.9
9	10	6:2 FTS	427.1 > 407	2.30e3	1.26e4		1.0000	4.28	4.27	2.29	8.870	88.7
10	11	L-PFOA	413 > 368.7	9.98e3	1.26e4		1.0000	4.33	4.33	9.94	10.41	104.1
11	13	PFHpS	449 > 80.0	2.00e3	3.09e3		1.0000	4.44	4.44	8.07	7.029	70.3
12	14	PFNA	463.0 > 418.8	1.08e4	1.19e4		1.0000	4.76	4.76	11.3	9.203	92.0
13	15	PFOSA	498.1 > 77.8	2.26e3	2.67e3		1.0000	4.83	4.82	10.6	9.956	99.6
14	16	L-PFOS	499 > 79.9	2.28e3	3.09e3		1.0000	4.84	4.84	9.21	8.246	82.5
15	18	PFDA	513 > 468.8	1.14e4	9.11e3		1.0000	5.14	5.13	15.7	12.68	126.8
16	19	8:2 FTS	527 > 506.9	2.53e3	1.26e4		1.0000	5.12	5.10	2.52	10.94	109.4
17	20	PFNS	549.1>80.1	2.00e3	3.09e3		1.0000	5.20	5.19	8.07	9.466	94.7
18	21	N-MeFOSAA	570.1 > 419	5.94e3	4.68e3		1.0000	5.29	5.28	15.9	11.76	117.6
19	22	N-EtFOSAA	584.2 > 419	5.70e3	6.12e3		1.0000	5.45	5.44	11.6	10.91	109.1
20	23	PFUdA	563.0 > 518.9	1.01e4	1.24e4		1.0000	5.46	5.46	10.2	9.811	98.1
21	24	PFDS	598.8 > 80	2.43e3	8.45e3		1.0000	5.51	5.51	3.59	7.690	76.9
22	25	PFDoA	612.9 > 569.0	1.06e4	8.45e3		1.0000	5.74	5.74	15.7	10.30	103.0
23	26	N-MeFOSA	512.1 > 168.9		1.63e4		1.0000	5.84				(A)
24	27	PFTrDA	662.9 > 618.9	9.97e3	4.37e3		1.0000	5.98	5.98	28.5	7.257	72.6
25	28	PFTeDA	712.9 > 668.8	6.59e3	4.37e3		1.0000	6.20	6.20	18.9	8.597	86.0
26	29	N-EtFOSA	526.1 > 168.9		2.43e4		1.0000	6.22				(A)
27	30	PFHxDA	813.1 > 768.6		2.92e3		1.0000	6.51				
28	31	PFODA	913.1 > 868.8		2.92e3		1.0000	6.74				
29	32	N-MeFOSE	616.1 > 58.9		1.86e4		1.0000	6.31				
30	33	N-EtFOSE	630.1 > 58.9		1.94e4		1.0000	6.45				
31	34	13C4 PFBA	216.1 > 171.8	9.21e3	1.08e4	0.876	1.0000	1.46	1.45	10.6	12.13	97.1

70-130

Dataset: F:\Projects\PFAS.PRO\Results\180205M1\180205M1-13.qld

Last Altered: Tuesday, February 06, 2018 09:20:47 Pacific Standard Time
Printed: Tuesday, February 06, 2018 09:21:07 Pacific Standard Time

Name: 180205M1_13, Date: 05-Feb-2018, Time: 14:10:49, ID: ICV180205M1-1 PFC ICV 18A3006, Description: PFC ICV 18A3006

	#	Name	Trace	Area	IS Area	RRF	Divisor1	Pred.RT	RT	y Axis Resp.	Conc.	%Rec
32	35	13C3-PFPeA	266. > 221.8	1.11e4	1.25e4	0.868	1.0000	2.42	2.42	11.1	12.79	102.3
33	36	13C3-PFBS	302. > 98.8	1.32e3	1.25e4	0.109	1.0000	2.69	2.69	1.32	12.13	97.0
34	37	13C2-PFHxA	315 > 269.8	3.32e3	1.25e4	0.694	1.0000	3.19	3.19	3.34	4.805	96.1
35	38	13C4-PFHpA	367.2 > 321.8	9.09e3	1.25e4	0.694	1.0000	3.81	3.81	9.12	13.14	105.1
36	39	18O2-PFHxS	403.0 > 102.6	1.12e3	3.14e3	0.350	1.0000	3.96	3.96	4.45	12.71	101.7
37	40	13C2-6:2 FTS	429.1 > 408.9	2.77e3	1.32e4	0.242	1.0000	4.28	4.27	2.62	10.83	86.6
38	41	13C2-PFOA	414.9 > 369.7	1.26e4	1.32e4	1.069	1.0000	4.33	4.33	11.9	11.11	88.9
39	42	13C5-PFNA	468.2 > 422.9	1.19e4	1.25e4	0.929	1.0000	4.76	4.76	11.9	12.83	102.7
40	43	13C8-PFOSA	506.1 > 77.7	2.67e3	1.17e4	0.226	1.0000	4.83	4.83	2.85	12.59	100.7
41	44	13C8-PFOS	507.0 > 79.9	3.09e3	3.19e3	1.041	1.0000	4.84	4.85	12.1	11.63	93.1
42	45	13C2-PFDA	515.1 > 469.9	9.11e3	9.59e3	1.217	1.0000	5.14	5.13	11.9	9.747	78.0
43	46	13C2-8:2 FTS	529.1 > 508.7	1.79e3	1.25e4	0.131	1.0000	5.12	5.11	1.80	13.70	109.6
44	47	d3-N-MeFOSAA	573.3 > 419	4.68e3	1.17e4	0.432	1.0000	5.29	5.28	4.98	11.53	92.2
45	48	d5-N-EtFOSAA	589.3 > 419	6.12e3	1.17e4	0.476	1.0000	5.45	5.44	6.53	13.71	109.7
46	49	13C2-PFUdA	565 > 519.8	1.24e4	1.17e4	0.969	1.0000	5.46	5.45	13.2	13.65	109.2
47	50	13C2-PFDoA	615.0 > 569.7	8.45e3	1.17e4	0.605	1.0000	5.74	5.74	9.01	14.89	119.1
48	51	d3-N-MeFOSA	515.2 > 168.9	1.63e4	1.17e4	0.116	1.0000	5.84	5.86	17.4	150.5	100.3
49	52	13C2-PFTeDA	714.8 > 669.6	4.37e3	1.17e4	0.331	1.0000	6.20	6.20	4.66	14.07	112.5
50	53	d5-N-ETFOSA	531.1 > 168.9	2.43e4	1.17e4	0.171	1.0000	6.22	6.23	25.9	151.3	100.9
51	54	13C2-PFHxDA	815 > 769.7	2.92e3	1.17e4	0.577	1.0000	6.51	6.51	3.12	5.400	108.0
52	55	d7-N-MeFOSE	623.1 > 58.9	1.86e4	1.17e4	0.152	1.0000	6.31	6.33	19.9	130.9	87.3
53	56	d9-N-EtFOSE	639.2 > 58.8	1.94e4	1.17e4	0.142	1.0000	6.45	6.48	20.7	145.5	97.0
54	57	13C4-PFBA	217. > 171.8	1.08e4	1.08e4	1.000	1.0000	1.46	1.45	12.5	12.50	100.0
55	58	13C5-PFHxA	318 > 272.9	1.25e4	1.25e4	1.000	1.0000	3.19	3.19	12.5	12.50	100.0
56	59	13C3-PFHxS	401.9 > 79.9	3.14e3	3.14e3	1.000	1.0000	3.96	3.96	12.5	12.50	100.0
57	60	13C8-PFOA	421.3 > 376	1.32e4	1.32e4	1.000	1.0000	4.33	4.33	12.5	12.50	100.0
58	61	13C9-PFNA	472.2 > 426.9	1.25e4	1.25e4	1.000	1.0000	5.76	4.76	12.5	12.50	100.0
59	62	13C4-PFOS	503 > 79.9	3.19e3	3.19e3	1.000	1.0000	4.84	4.84	12.5	12.50	100.0
60	63	13C6-PFDA	519.1 > 473.7	9.59e3	9.59e3	1.000	1.0000	5.14	5.13	12.5	12.50	100.0
61	64	13C7-PFUdA	570.1 > 524.8	1.17e4	1.17e4	1.000	1.0000	5.46	5.45	12.5	12.50	100.0
62	72	13C2-4:2 FTS	329.2>308.9	2.98e3	1.25e4	0.287	1.0000	3.10	3.10	2.99	10.44	83.5

Vista Analytical Laboratory

Dataset: F:\Projects\PFAS.PRO\Results\180205M1\180205M1-13.qld

Last Altered: Tuesday, February 06, 2018 09:20:47 Pacific Standard Time
Printed: Tuesday, February 06, 2018 09:21:07 Pacific Standard Time

Method: F:\Projects\PFAS.PRO\MethDB\PFAS_FULL_80C_020218.mdb 05 Feb 2018 15:16:58
Calibration: F:\Projects\PFAS.PRO\CurveDB\C18_VAL-PFAS_Q4_02-05-18-FULL.cdb 06 Feb 2018 09:06:52

Name: 180205M1_13, Date: 05-Feb-2018, Time: 14:10:49, ID: ICV180205M1-1 PFC ICV 18A3006, Description: PFC ICV 18A3006

PFBA

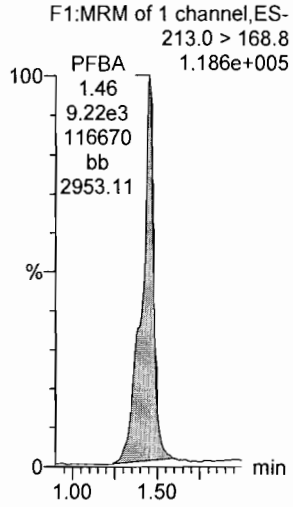

PFPeA

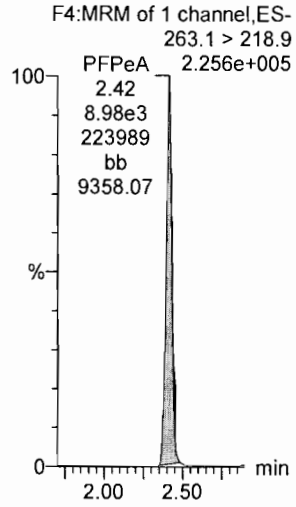

PFBS

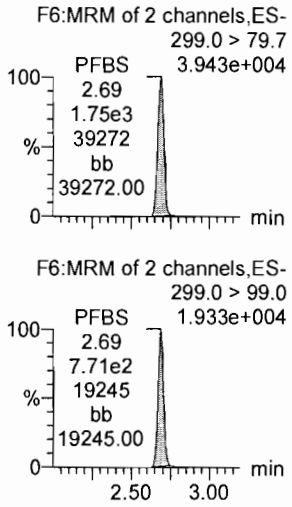

4:2 FTS

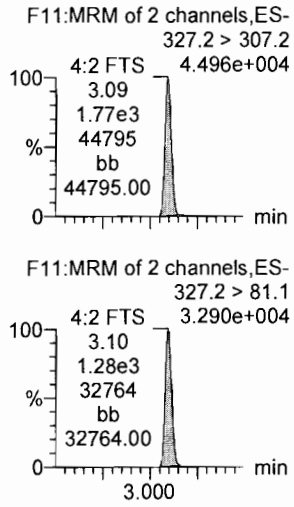

PFHxA

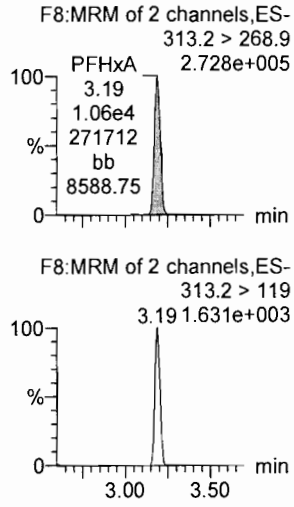

PFPeS

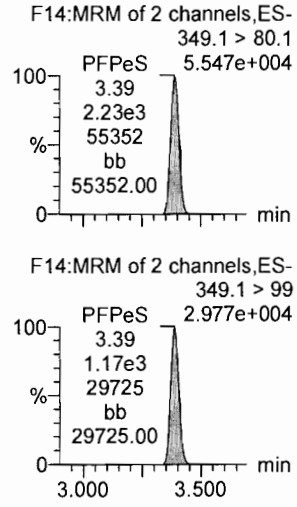

13C3-PFBA

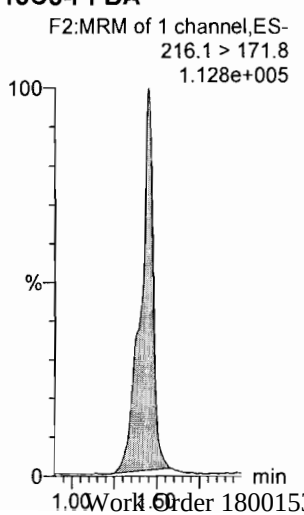

13C3-PFPeA

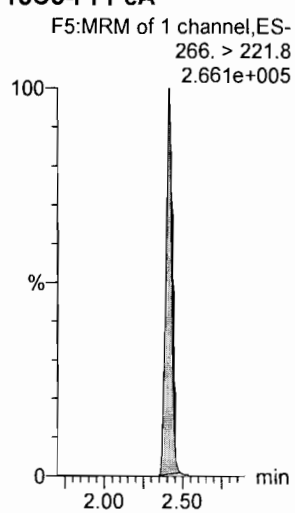

13C3-PFBS

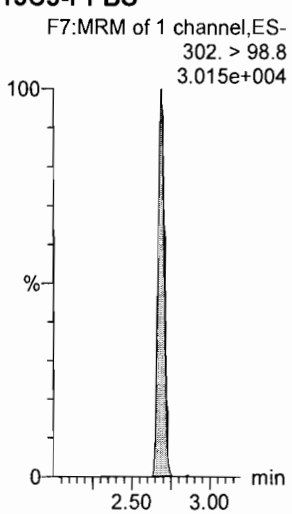

13C3-PFBS

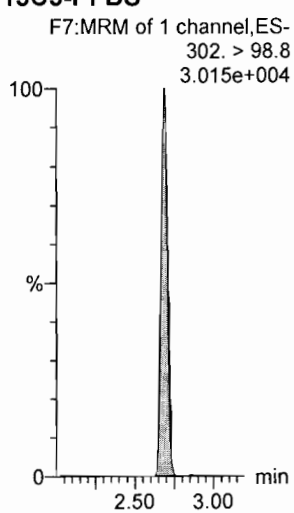

13C2-PFHxA

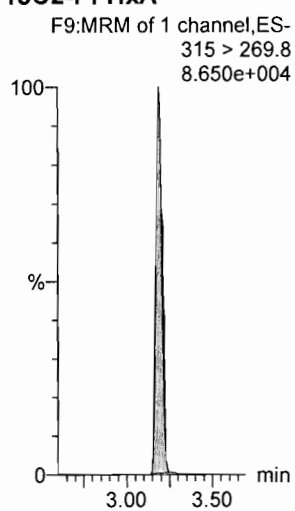

13C3-PFBS

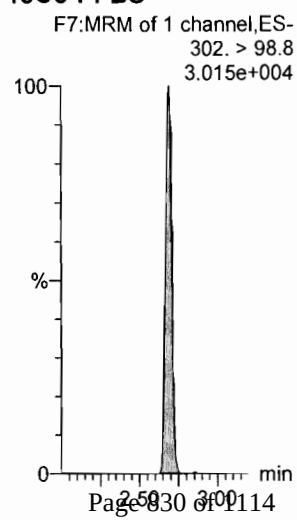

Dataset: F:\Projects\PFAS.PRO\Results\180205M1\180205M1-13.qld

Last Altered: Tuesday, February 06, 2018 09:20:47 Pacific Standard Time
Printed: Tuesday, February 06, 2018 09:21:07 Pacific Standard Time

Name: 180205M1_13, Date: 05-Feb-2018, Time: 14:10:49, ID: ICV180205M1-1 PFC ICV 18A3006, Description: PFC ICV 18A3006

PFHpA

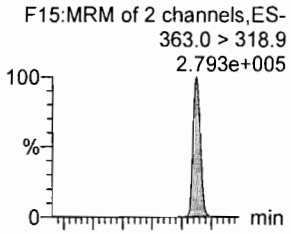

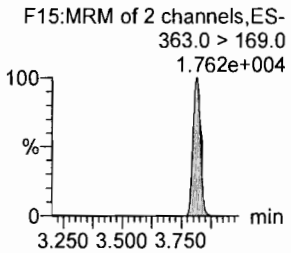

L-PFHxS

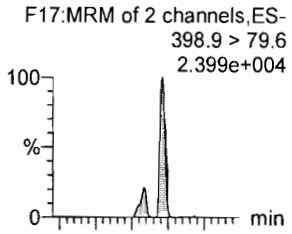

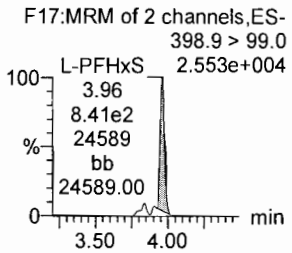

6:2 FTS

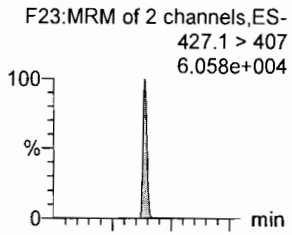

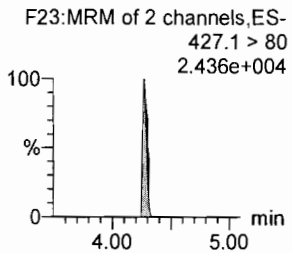

L-PFOA

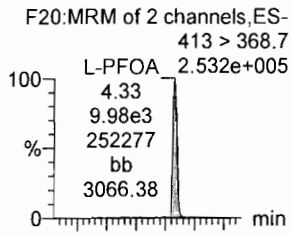

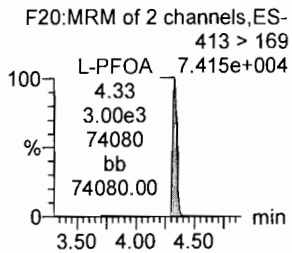

PFHpS

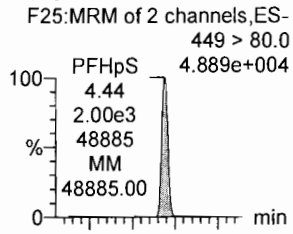

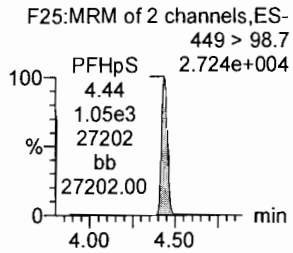

PFNA

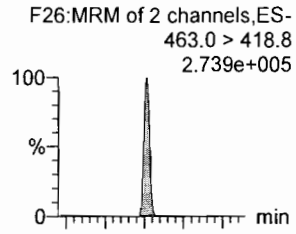

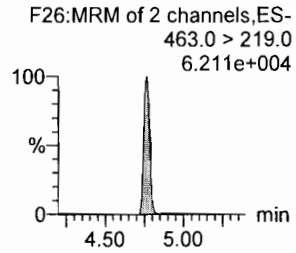

13C4-PFHpA

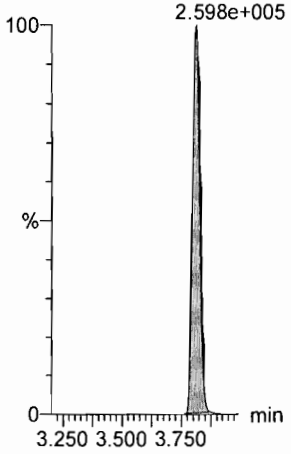

18O2-PFHxS

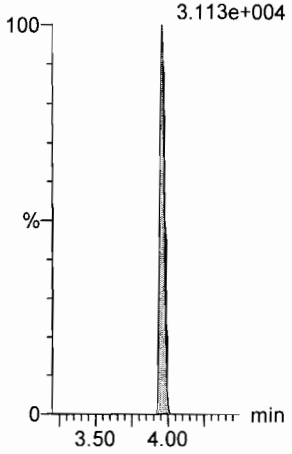

13C2-PFOA

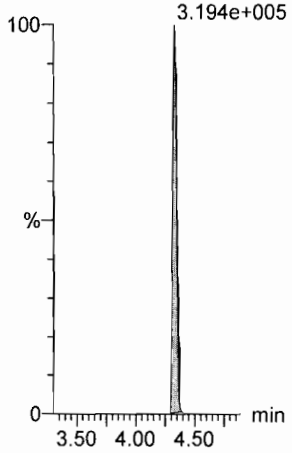

13C2-PFOA

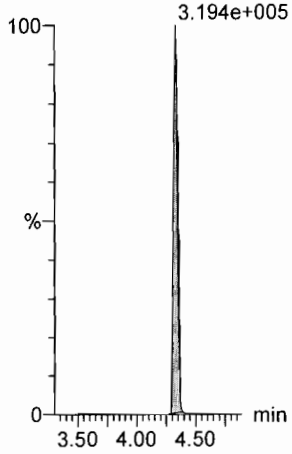

13C8-PFOS

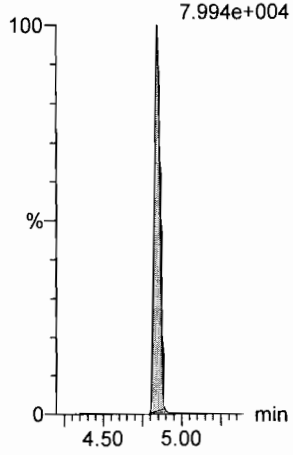

13C5-PFNA

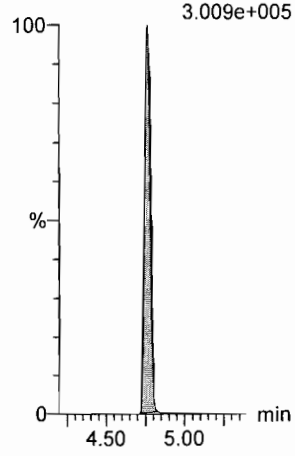

Dataset: F:\Projects\PFAS.PRO\Results\180205M1\180205M1-13.qld

Last Altered: Tuesday, February 06, 2018 09:20:47 Pacific Standard Time
Printed: Tuesday, February 06, 2018 09:21:07 Pacific Standard Time

Name: 180205M1_13, Date: 05-Feb-2018, Time: 14:10:49, ID: ICV180205M1-1 PFC ICV 18A3006, Description: PFC ICV 18A3006

PFOSA

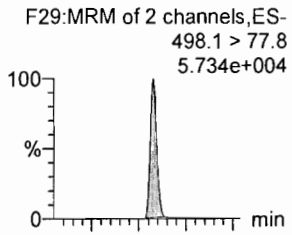

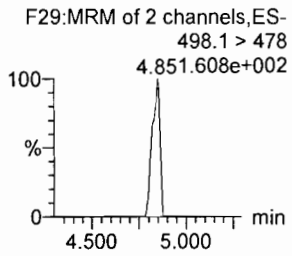

L-PFOS

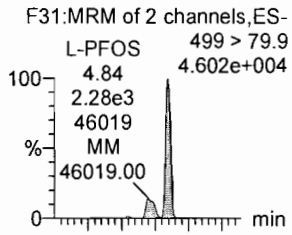

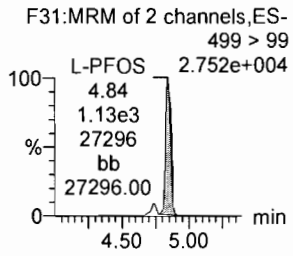

PFDA

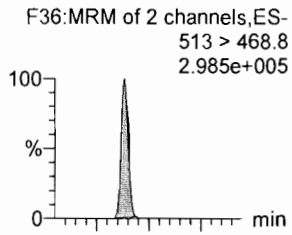

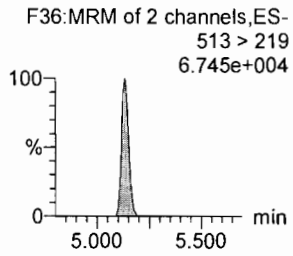

8:2 FTS

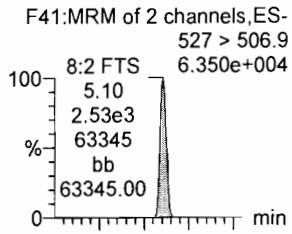

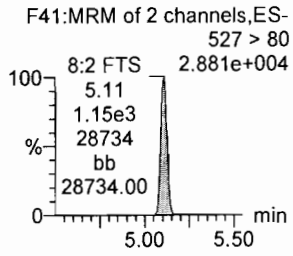

PFNS

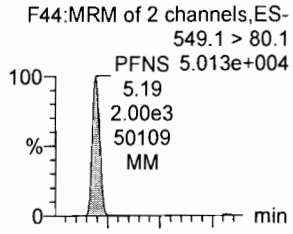

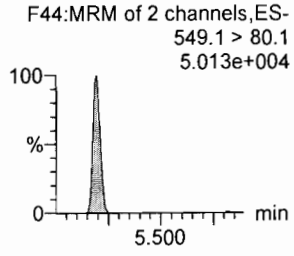

N-MeFOSAA

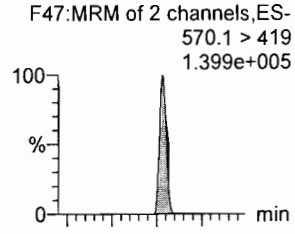

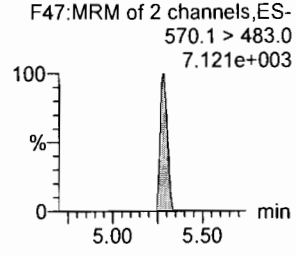

13C8-PFOSA

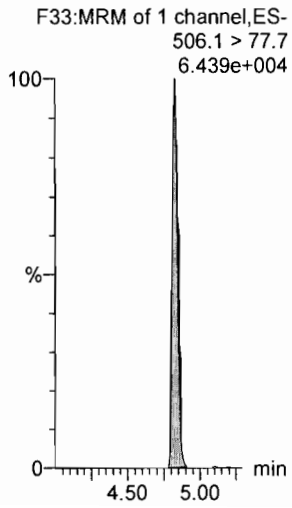

13C8-PFOS



13C2-PFDA

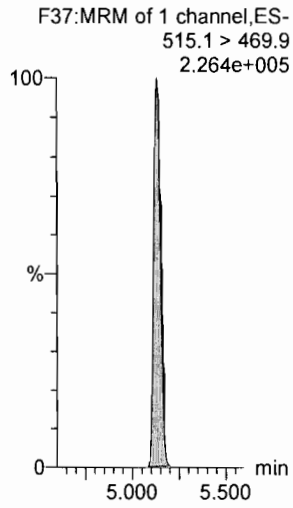

13C2-PFDA

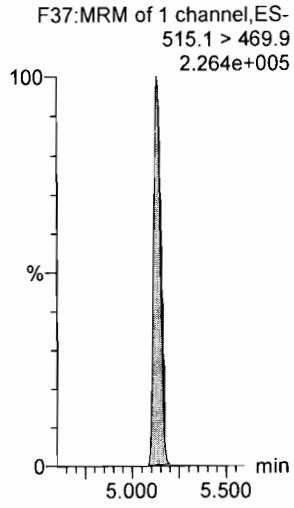

13C8-PFOS

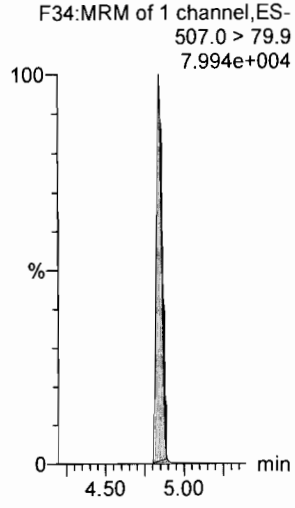

d3-N-MeFOSAA

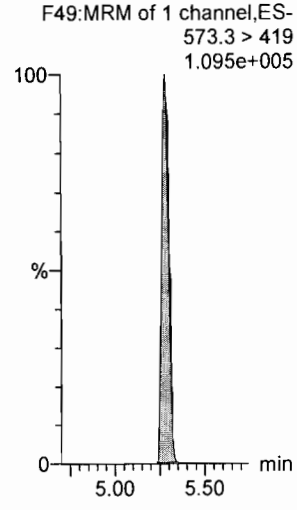

Dataset: F:\Projects\PFAS.PRO\Results\180205M1\180205M1-13.qld

Last Altered: Tuesday, February 06, 2018 09:20:47 Pacific Standard Time
Printed: Tuesday, February 06, 2018 09:21:07 Pacific Standard Time

Name: 180205M1_13, Date: 05-Feb-2018, Time: 14:10:49, ID: ICV180205M1-1 PFC ICV 18A3006, Description: PFC ICV 18A3006

N-EtFOSAA

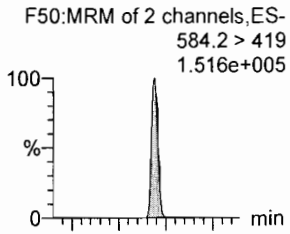

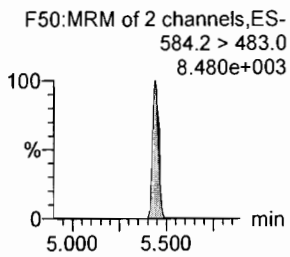

PFUdA

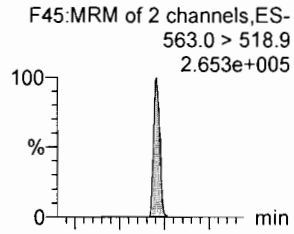

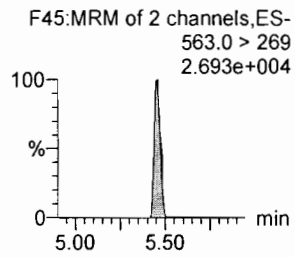

PFDS

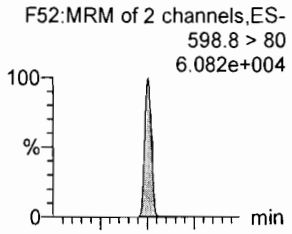

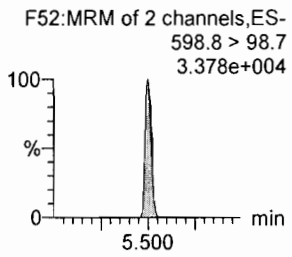

PFDoA

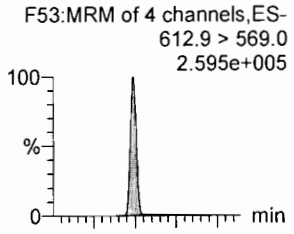

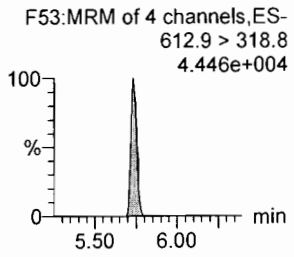

N-MeFOSA

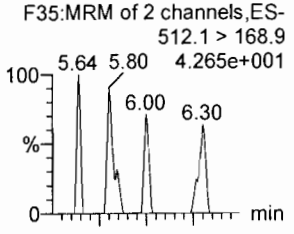

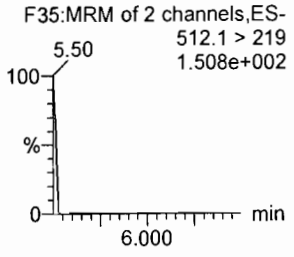

PFTrDA

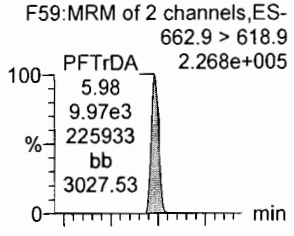

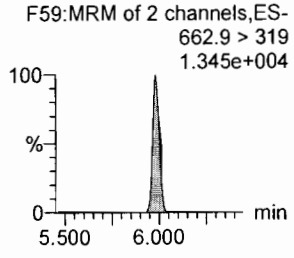

d5-N-EtFOSAA

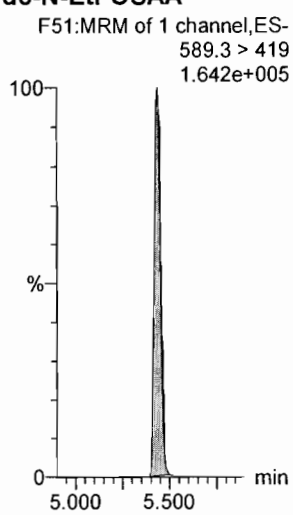

13C2-PFUdA

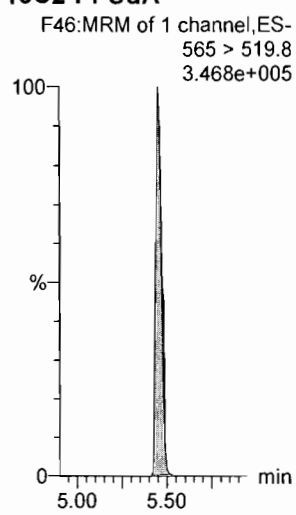

13C2-PFUdA



13C2-PFDoA

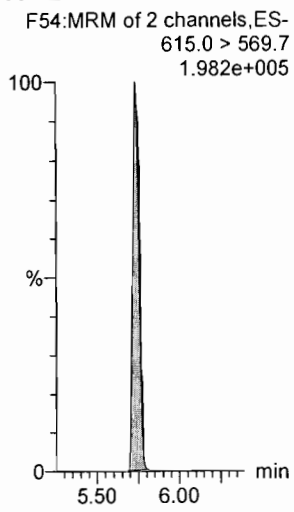

d3-N-MeFOSA

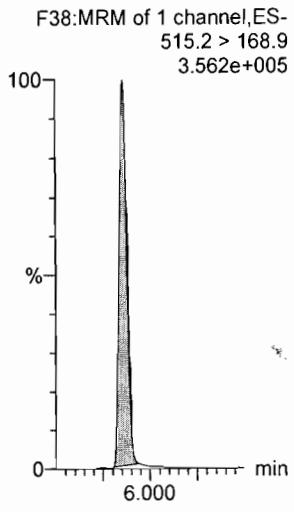

13C2-PFTeDA

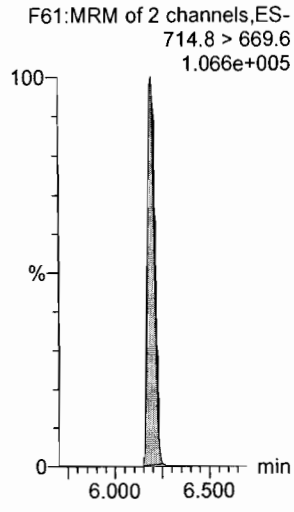

Dataset: F:\Projects\PFAS.PRO\Results\180205M1\180205M1-13.qld

Last Altered: Tuesday, February 06, 2018 09:20:47 Pacific Standard Time
Printed: Tuesday, February 06, 2018 09:21:07 Pacific Standard Time

Name: 180205M1_13, Date: 05-Feb-2018, Time: 14:10:49, ID: ICV180205M1-1 PFC ICV 18A3006, Description: PFC ICV 18A3006

PFTeDA

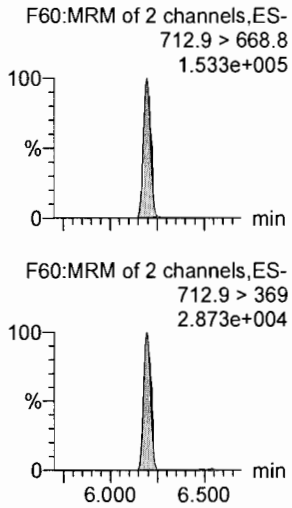

N-EtFOSA

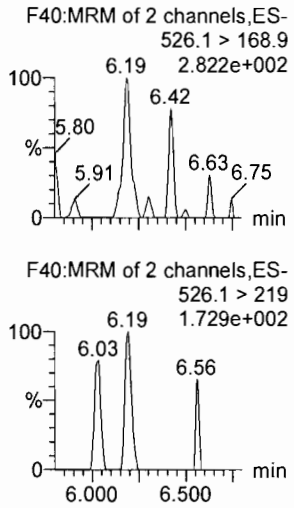

PFHxDA

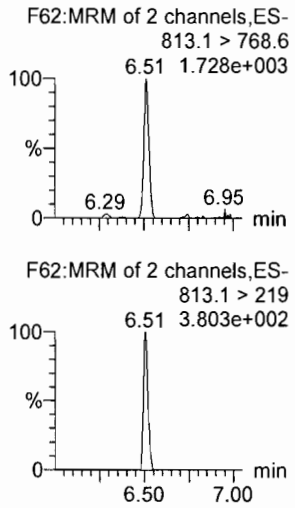

PFODA

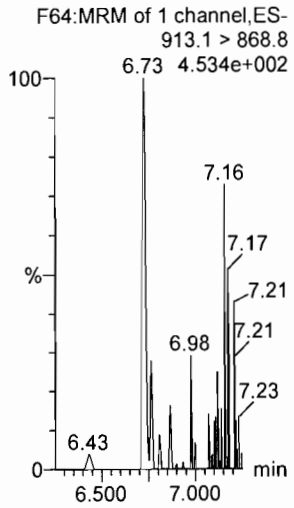

N-MeFOSE

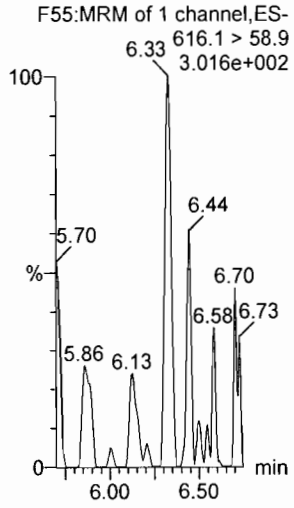

N-EtFOSE

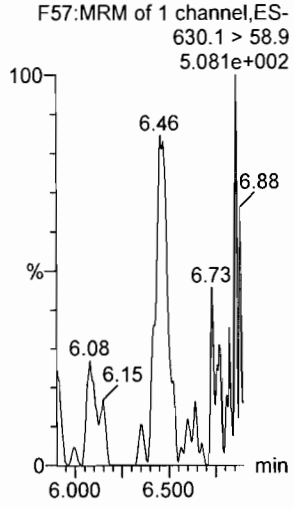

13C2-PFTeDA

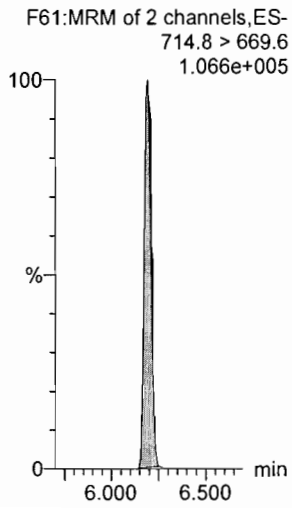

d5-N-ETFOSA

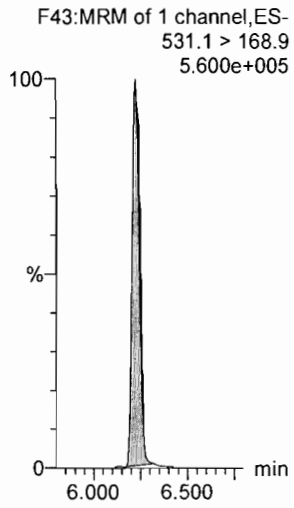

13C2-PFHxDA

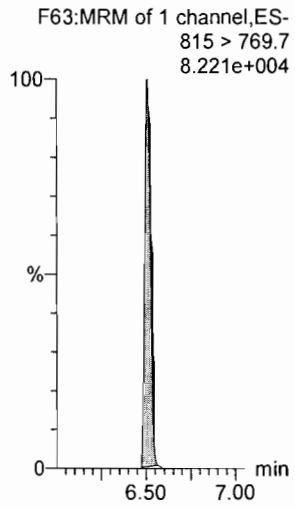

13C2-PFHxDA

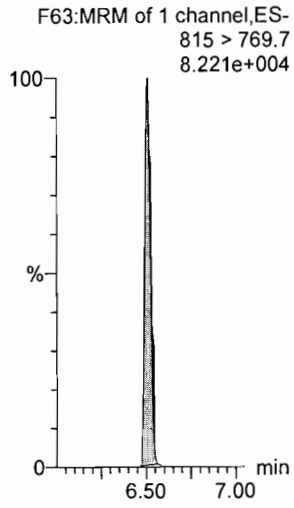

d7-N-MeFOSE

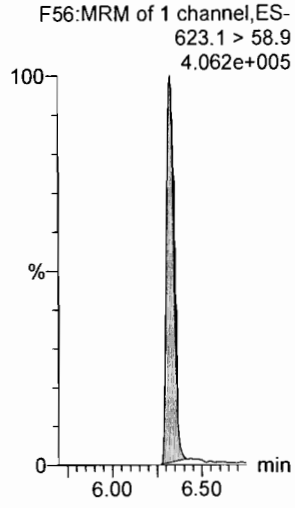

d9-N-EtFOSE

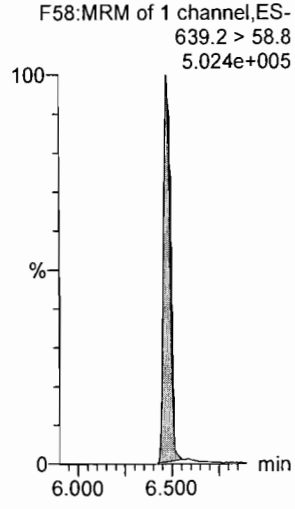

Dataset: F:\Projects\PFAS.PRO\Results\180205M1\180205M1-13.qld

Last Altered: Tuesday, February 06, 2018 09:20:47 Pacific Standard Time
Printed: Tuesday, February 06, 2018 09:21:07 Pacific Standard Time

Name: 180205M1_13, Date: 05-Feb-2018, Time: 14:10:49, ID: ICV180205M1-1 PFC ICV 18A3006, Description: PFC ICV 18A3006

13C4-PFBA

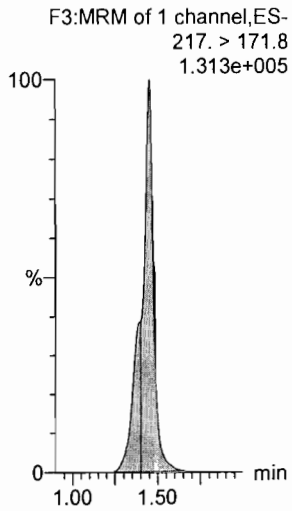

13C5-PFHxA

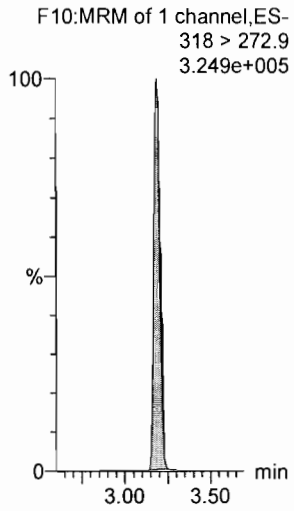

13C3-PFHxS

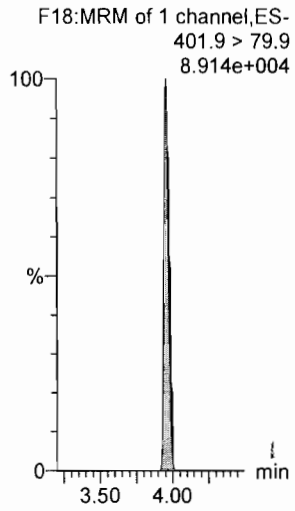

13C8-PFOA

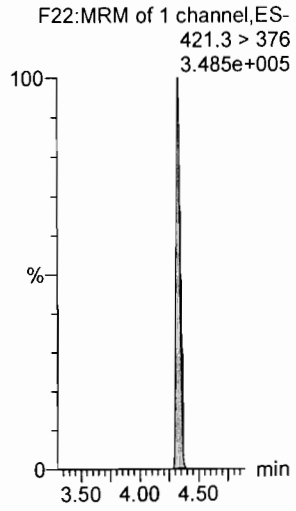

13C9-PFNA

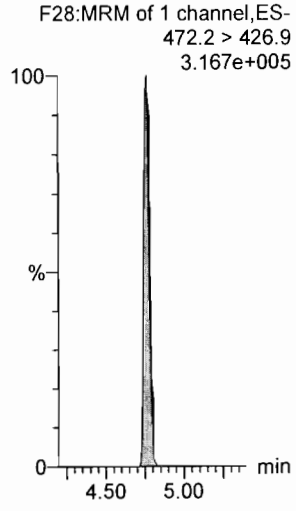

13C4-PFOS

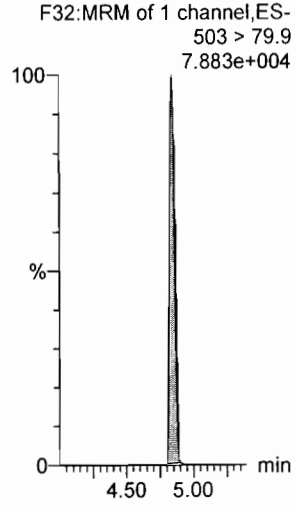

13C6-PFDA

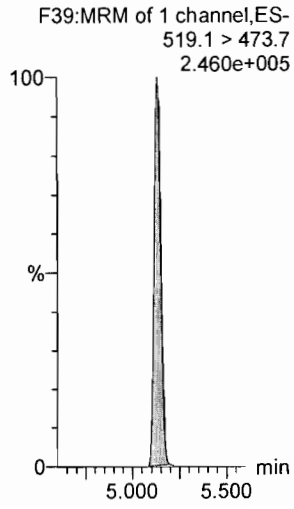

13C7-PFUdA



13C2-4:2 FTS

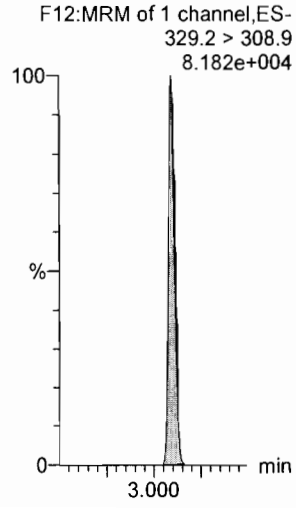

Vista Analytical Laboratory

Dataset: F:\Projects\PFAS.PRO\Results\180205M1\180205M1-12.qld

Last Altered: Tuesday, February 06, 2018 09:16:38 Pacific Standard Time
Printed: Tuesday, February 06, 2018 09:17:10 Pacific Standard Time

Method: F:\Projects\PFAS.PRO\MethDB\PFAS_FULL_80C_020218.mdb 05 Feb 2018 15:16:58
Calibration: F:\Projects\PFAS.PRO\CurveDB\C18_VAL-PFAS_Q4_02-05-18-FULL.cdb 06 Feb 2018 09:06:52

Name: 180205M1_12, Date: 05-Feb-2018, Time: 13:59:22, ID: IPA, Description: IPA

PFBA

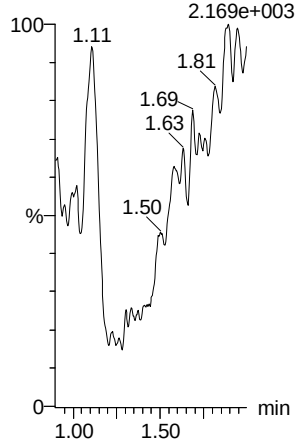

PFPeA

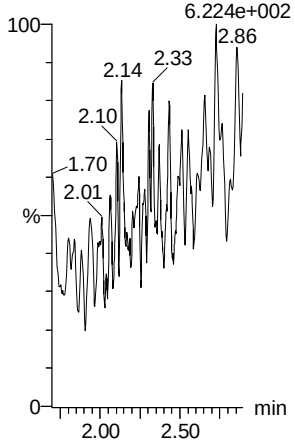

PFBS

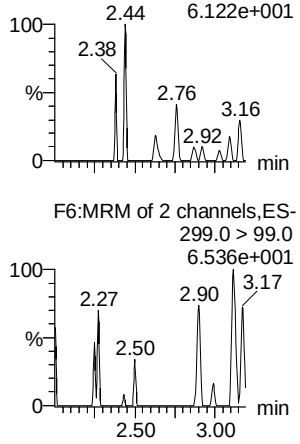

4:2 FTS

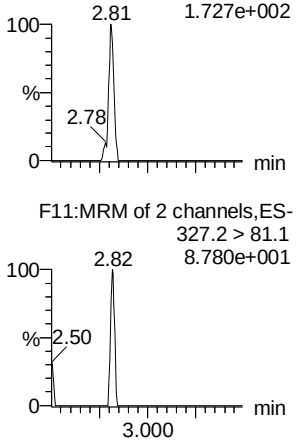

PFHxA

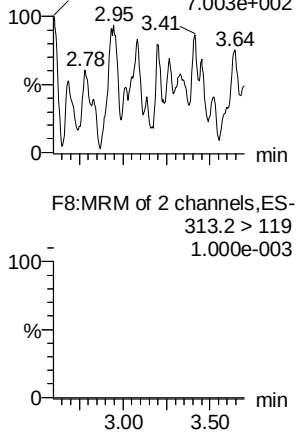

PFPeS

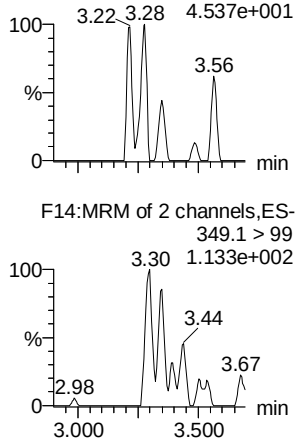

13C3-PFBA

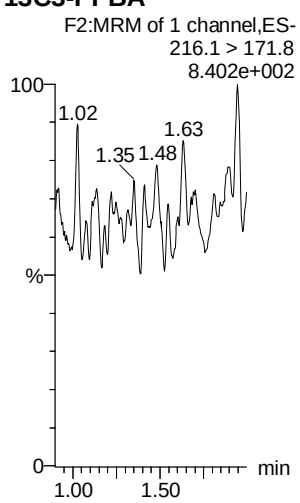

13C3-PFPeA

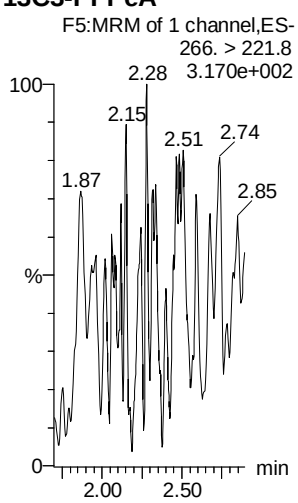

13C3-PFBS



13C3-PFBS



13C2-PFHxA

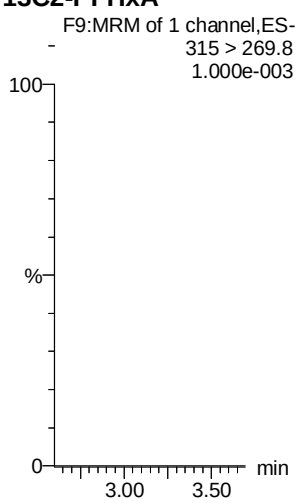

13C3-PFBS



AD 2/6/2018

Dataset: F:\Projects\PFAS.PRO\Results\180205M1\180205M1-12.qld

Last Altered: Tuesday, February 06, 2018 09:16:38 Pacific Standard Time
Printed: Tuesday, February 06, 2018 09:17:10 Pacific Standard Time

Name: 180205M1_12, Date: 05-Feb-2018, Time: 13:59:22, ID: IPA, Description: IPA

PFHpA

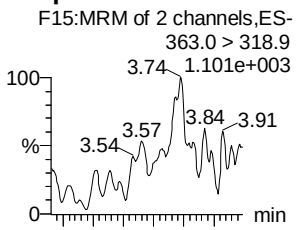

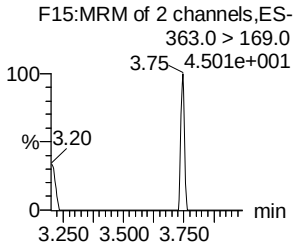

L-PFHxS

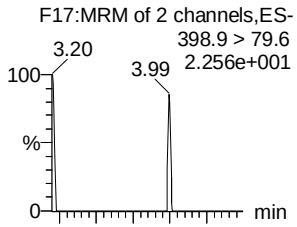

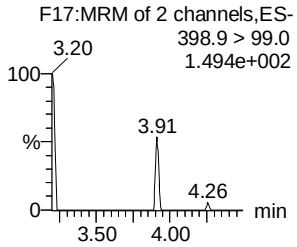

6:2 FTS

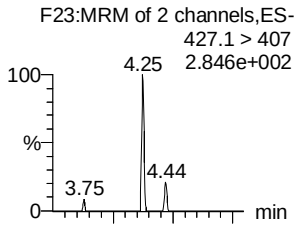

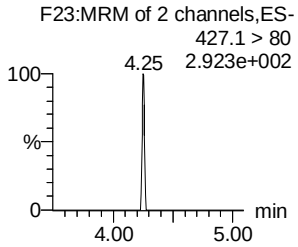

L-PFOA

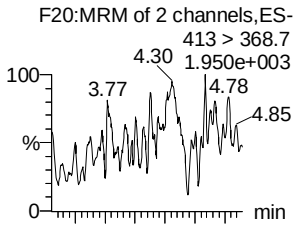

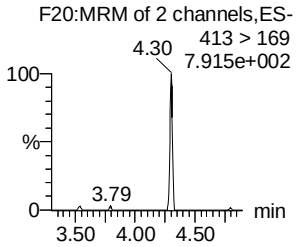

PFHpS

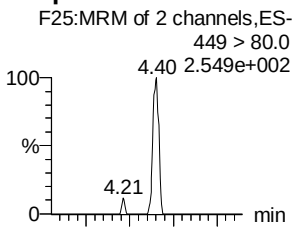

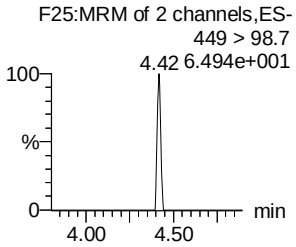

PFNA

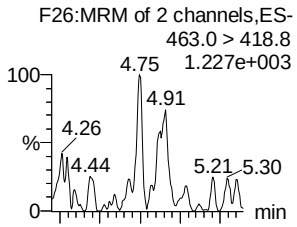

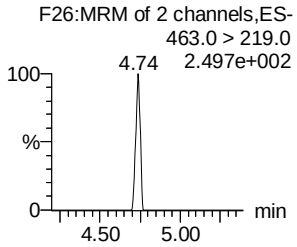

13C4-PFHpA

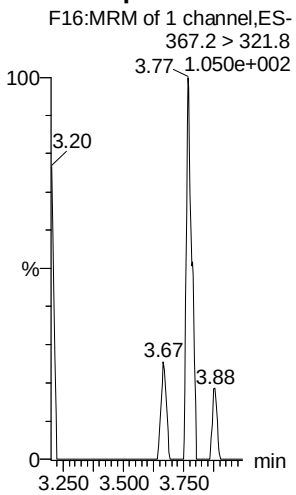

18O2-PFHxS

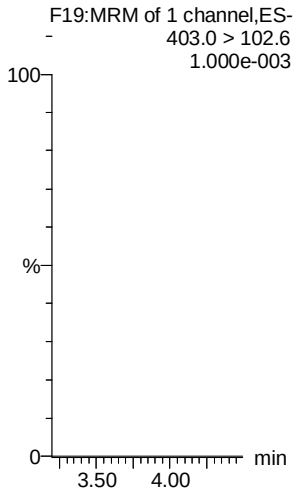

13C2-PFOA

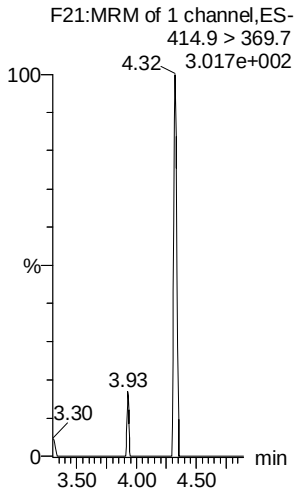

13C2-PFOA

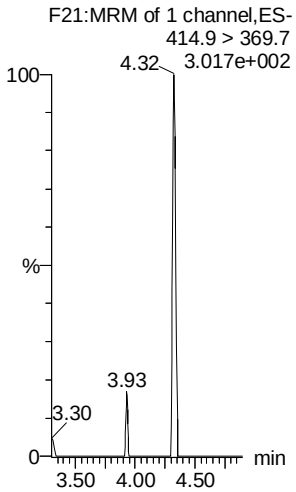

13C8-PFOS

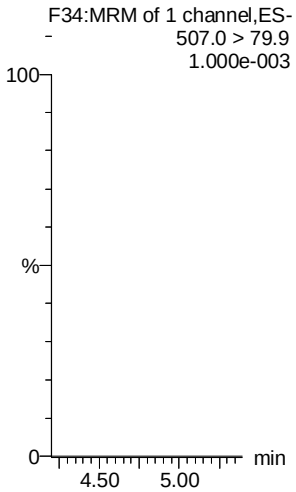

13C5-PFNA

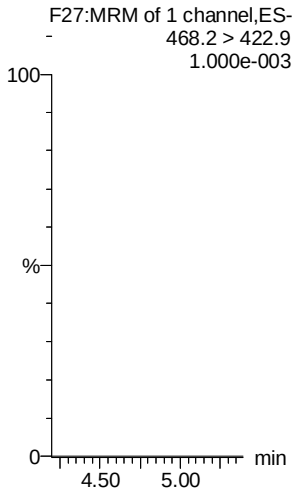

AD 2/6/2018

Dataset: F:\Projects\PFAS.PRO\Results\180205M1\180205M1-12.qld

Last Altered: Tuesday, February 06, 2018 09:16:38 Pacific Standard Time
Printed: Tuesday, February 06, 2018 09:17:10 Pacific Standard Time

Name: 180205M1_12, Date: 05-Feb-2018, Time: 13:59:22, ID: IPA, Description: IPA

PFOSA

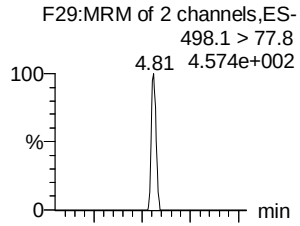

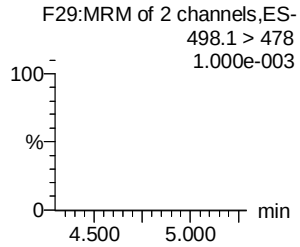

L-PFOS

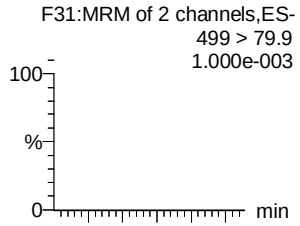

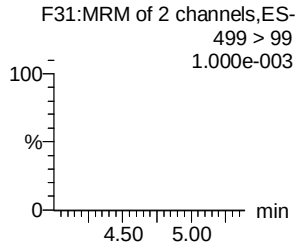

PFDA

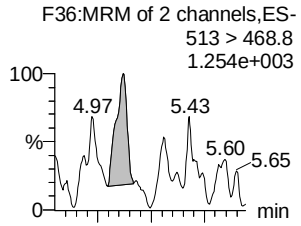

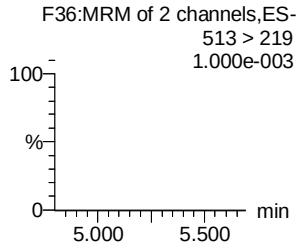

8:2 FTS

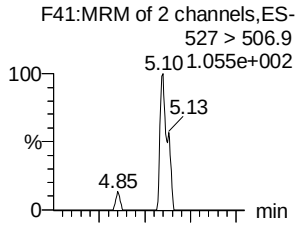

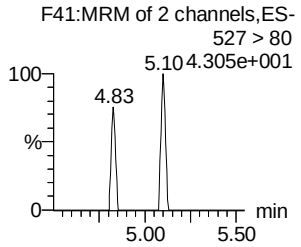

PFNS

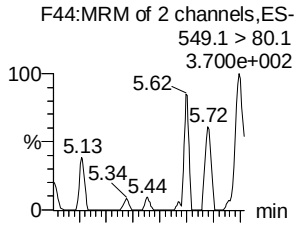

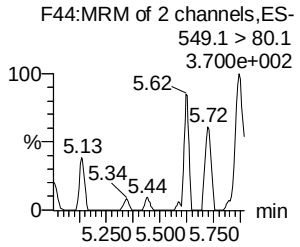

N-MeFOSAA

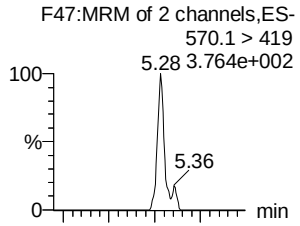

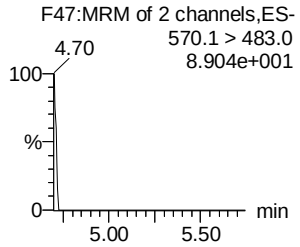

13C8-PFOSA

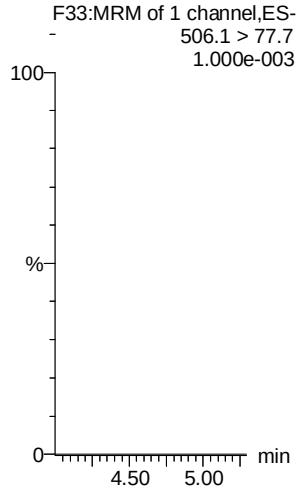

13C8-PFOS

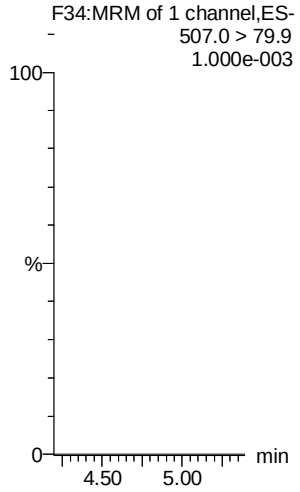

13C2-PFDA

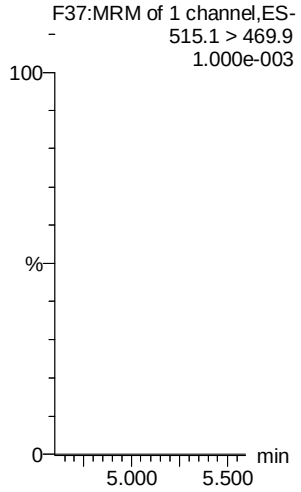

13C2-PFDA

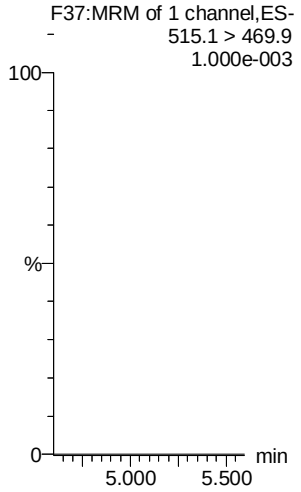

13C8-PFOS

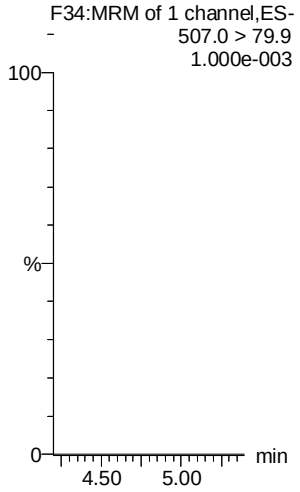

d3-N-MeFOSAA

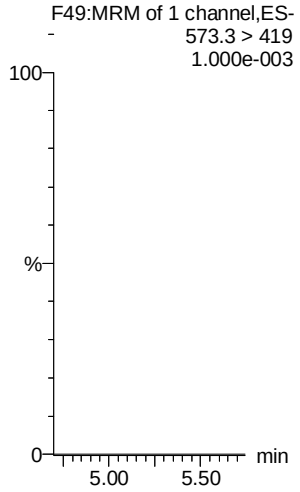

AD 2/6/2018

Dataset: F:\Projects\PFAS.PRO\Results\180205M1\180205M1-12.qld

Last Altered: Tuesday, February 06, 2018 09:16:38 Pacific Standard Time
Printed: Tuesday, February 06, 2018 09:17:10 Pacific Standard Time

Name: 180205M1_12, Date: 05-Feb-2018, Time: 13:59:22, ID: IPA, Description: IPA

N-EtFOSAA

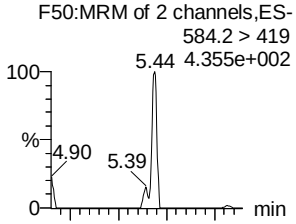

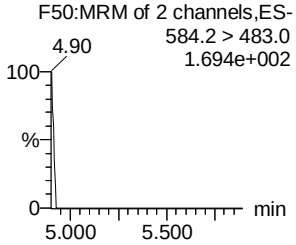

PFUdA

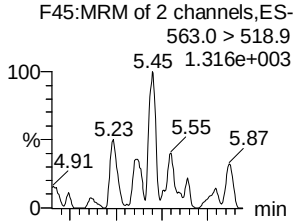

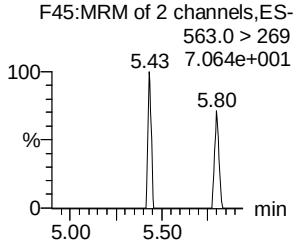

PFDS

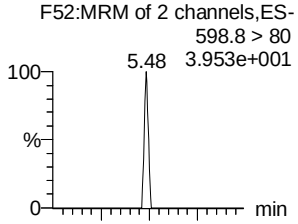

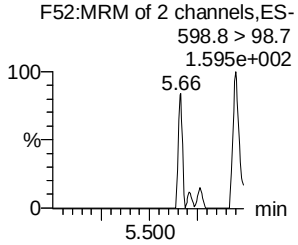

PFDoA

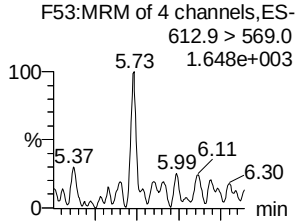

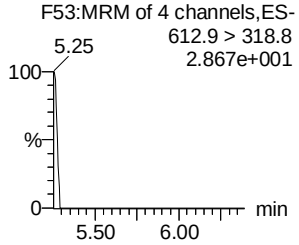

N-MeFOSA

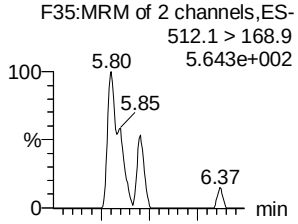

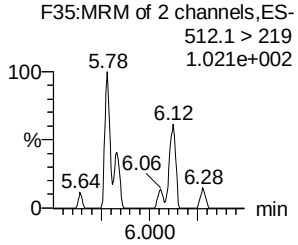

PFTrDA

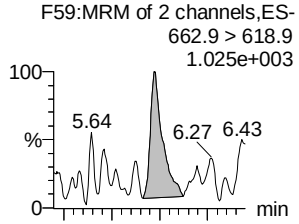

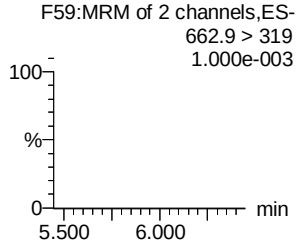

d5-N-EtFOSAA

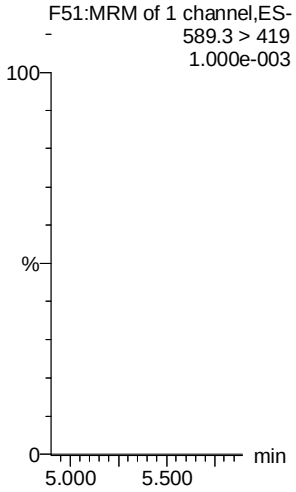

13C2-PFUdA

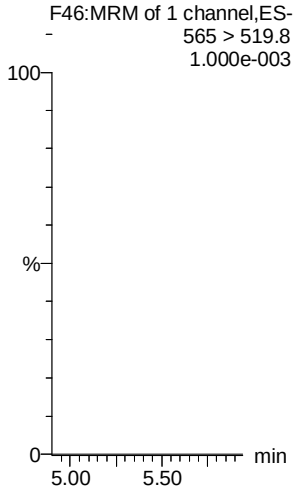

13C2-PFUdA

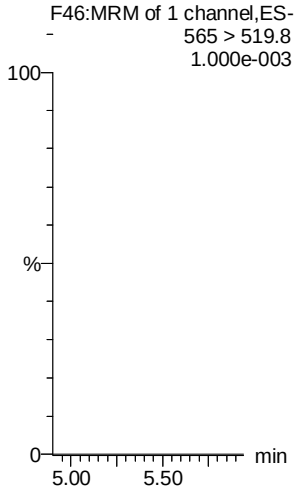

13C2-PFDoA

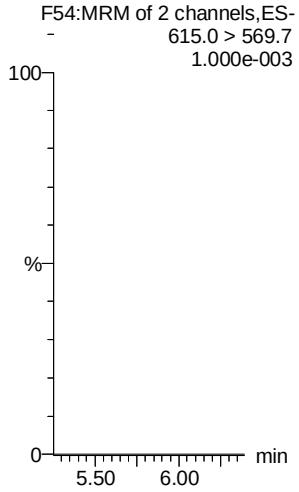

d3-N-MeFOSA

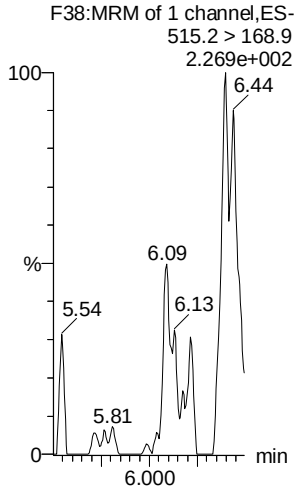

13C2-PFTeDA

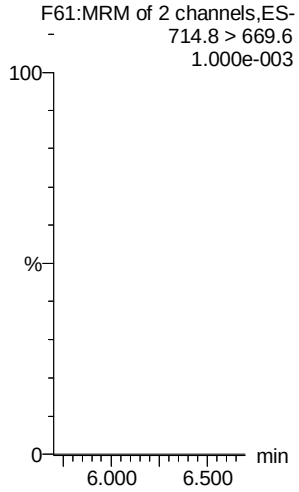

AD 2/6/2018

Dataset: F:\Projects\PFAS.PRO\Results\180205M1\180205M1-12.qld

Last Altered: Tuesday, February 06, 2018 09:16:38 Pacific Standard Time
Printed: Tuesday, February 06, 2018 09:17:10 Pacific Standard Time

Name: 180205M1_12, Date: 05-Feb-2018, Time: 13:59:22, ID: IPA, Description: IPA

PFTeDA

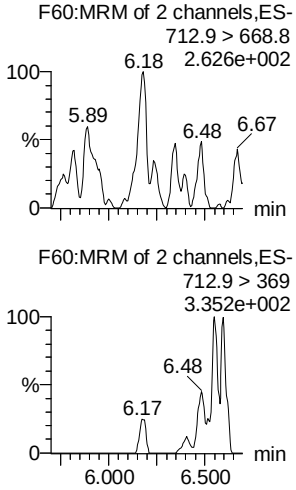

N-EtFOSA

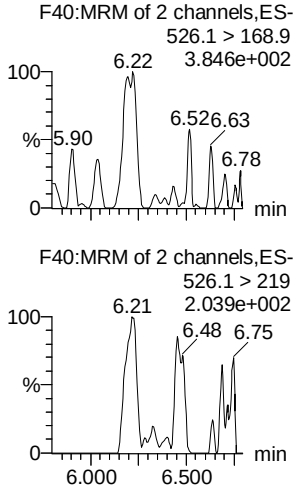

PFHxDA

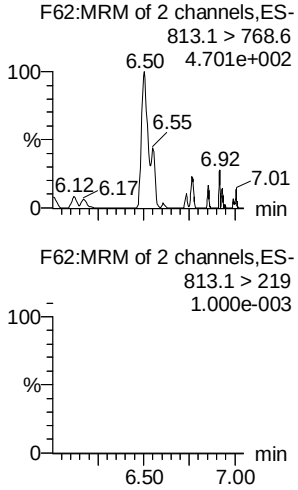

PFODA

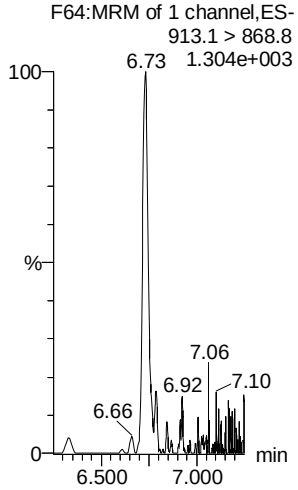

N-MeFOSE

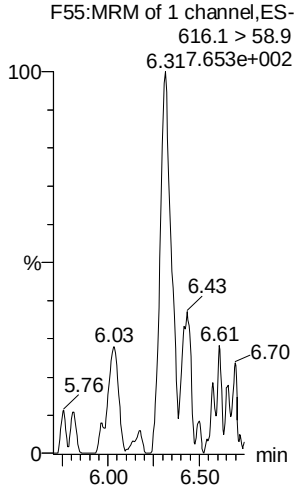

N-EtFOSE

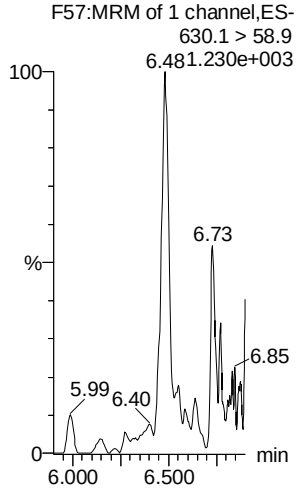

13C2-PFTeDA

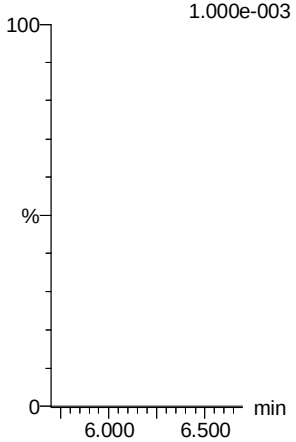

d5-N-ETFOSA

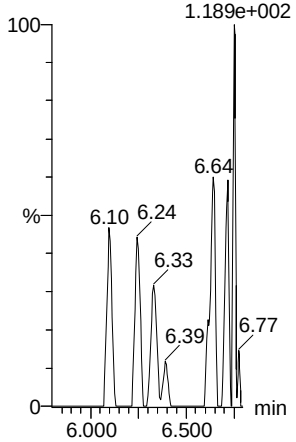

13C2-PFHxDA

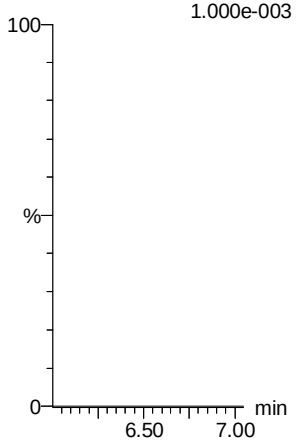

13C2-PFHxDA

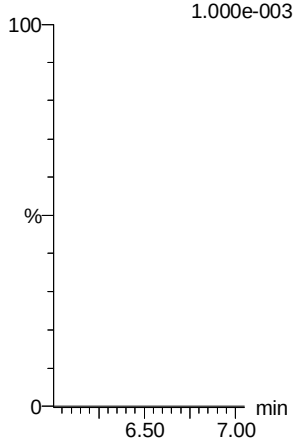

d7-N-MeFOSE

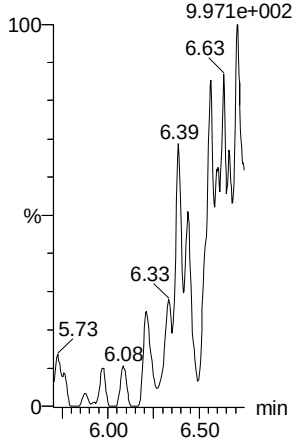

d9-N-EtFOSE

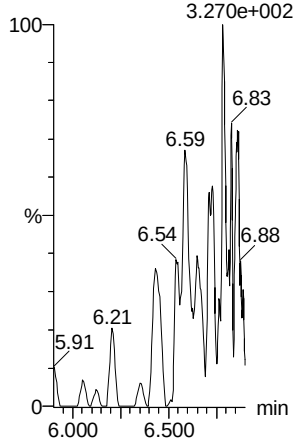

AD 2/6/2018

Vista Analytical Laboratory

Dataset: F:\Projects\PFAS.PRO\Results\180205M1\180205M1-12.qld

Last Altered: Tuesday, February 06, 2018 09:16:38 Pacific Standard Time
Printed: Tuesday, February 06, 2018 09:17:10 Pacific Standard Time

Name: 180205M1_12, Date: 05-Feb-2018, Time: 13:59:22, ID: IPA, Description: IPA

13C4-PFBA

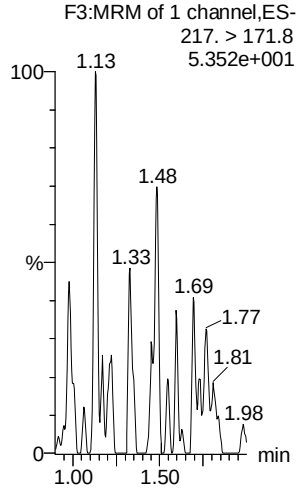

13C5-PFHxA

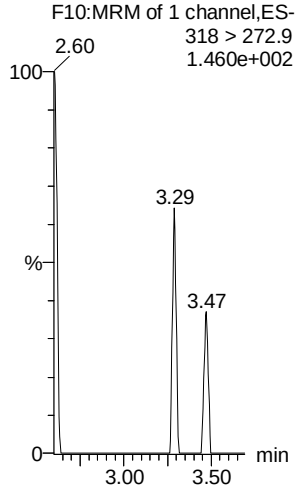

13C3-PFHxS

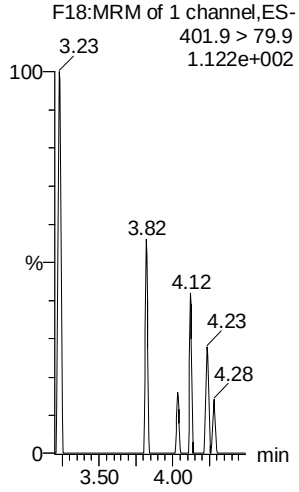

13C8-PFOA

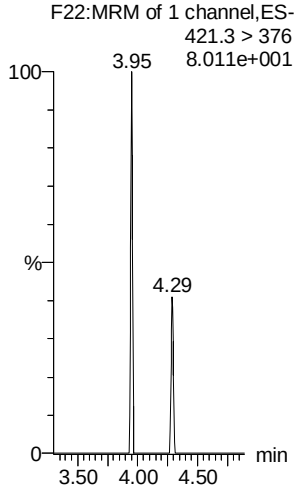

13C9-PFNA

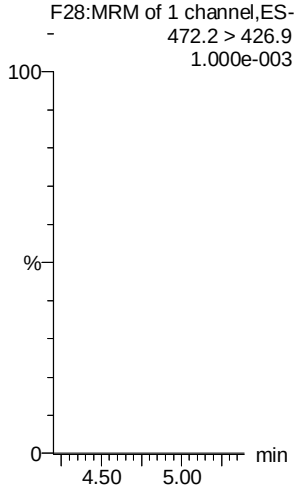

13C4-PFOS

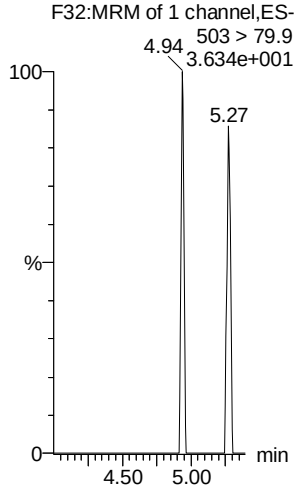

13C6-PFDA

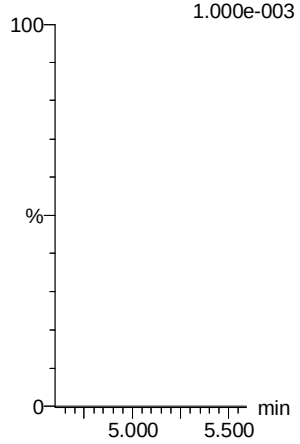

13C7-PFUdA

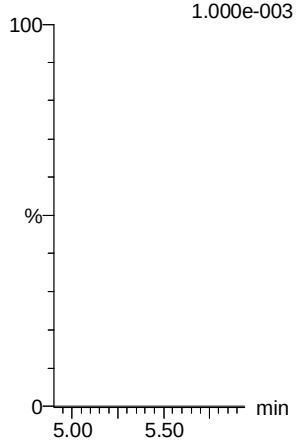

13C2-4:2 FTS

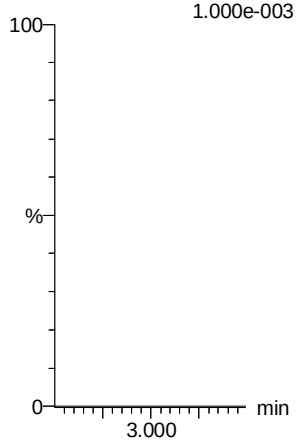

AD 2/6/2018

Analytical Standard Record

Vista Analytical Laboratory

17L2601

Parent Standards used in this standard:

Standard	Description	Prepared	Prepared By	Expires	(mls)
17L2310	13C2-4:2 FTS	23-Dec-17	** Vendor **	01-Sep-22	1.07
17L2311	13C2-PFHxDA	23-Dec-17	** Vendor **	13-Jul-22	0.4
17L2312	13C2-PFHxA	23-Dec-17	** Vendor **	27-Oct-22	0.4
17L2313	d5-N-EtFOSAA	23-Dec-17	** Vendor **	08-Nov-22	1
17L2314	d3-N-Me-FOSAA	23-Dec-17	** Vendor **	08-Nov-22	1
17L2315	13C3-PFBA	23-Dec-17	** Vendor **	27-May-21	1
17L2316	13C2-PFDA	23-Dec-17	** Vendor **	13-Jul-22	1
17L2317	13C2-8:2 FTS	23-Dec-17	** Vendor **	05-Jul-22	1.044
17L2318	13C2-6:2 FTS	23-Dec-17	** Vendor **	17-Feb-22	1.05
17L2319	13C2-PFUdA	23-Dec-17	** Vendor **	22-Nov-21	1
17L2320	13C2-PFTeDA	23-Dec-17	** Vendor **	30-Nov-22	1
17L2321	13C5-PFNA	23-Dec-17	** Vendor **	30-Sep-21	1
17L2322	13C2-PFDoA	23-Dec-17	** Vendor **	23-May-22	1
17L2323	13C4-PFHpA	23-Dec-17	** Vendor **	03-May-22	1
17L2324	13C3-PFBS	23-Dec-17	** Vendor **	24-May-22	1.076
17L2325	13C8-PFOS	23-Dec-17	** Vendor **	08-Nov-22	1.05
17L2326	18O2-PFHxS	23-Dec-17	** Vendor **	17-Feb-22	1.058
17L2327	13C8-FOSA-I	23-Dec-17	** Vendor **	11-Oct-22	1
17L2328	13C3-PFPeA	23-Dec-17	** Vendor **	20-Apr-22	1
17L2329	13C2-PFOA	23-Dec-17	** Vendor **	26-Oct-22	1

Description:	PFC - IS	Expires:	26-Dec-19
Standard Type:	Reagent	Prepared:	26-Dec-17
Solvent:	MeOH	Prepared By:	Isaac N. Johnson
Final Volume (mls):	40	Department:	LCMS
Vials:	1	Last Edit:	26-Dec-17 09:43 by INJ

Analyte	CAS Number	Concentration	Units
13C3-PFBA		1.25	ug/mL
13C2-6:2 FTS		1.25	ug/mL
13C2-8:2 FTS		1.25	ug/mL
13C2-PFDA		1.25	ug/mL
13C2-PFDoA		1.25	ug/mL
13C2-PFHxA		0.5	ug/mL
13C2-PFHxDA		0.5	ug/mL
13C2-PFOA		1.25	ug/mL
13C2-4:2 FTS		1.25	ug/mL
13C2-PFUnA		1.25	ug/mL
d5-EtFOSAA		1.25	ug/mL
13C3-PFBS		1.25	ug/mL
13C3-PFPeA		1.25	ug/mL

Analytical Standard Record

Vista Analytical Laboratory

17L2601

Description:	PFC - IS	Expires:	26-Dec-19
Standard Type:	Reagent	Prepared:	26-Dec-17
Solvent:	MeOH	Prepared By:	Isaac N. Johnson
Final Volume (mls):	40	Department:	LCMS
Vials:	1	Last Edit:	26-Dec-17 09:43 by INJ

Analyte	CAS Number	Concentration	Units
13C4-PFHpA		1.25	ug/mL
13C5-PFNA		1.25	ug/mL
13C8-PFOS		1.25	ug/mL
13C8-PFOSA		1.25	ug/mL
18O2-PFHxS		1.25	ug/mL
d3-MeFOSAA		1.25	ug/mL
13C2-PFTeDA		1.25	ug/mL

17L2310

WELLINGTON LABORATORIES

CERTIFICATE OF ANALYSIS DOCUMENTATION

PRODUCT CODE: M2-4:2FTS **LOT NUMBER:** M242FTS0817

COMPOUND: Sodium 1H,1H,2H,2H-perfluoro-[1,2-$^{13}C_2$]hexane sulfonate

STRUCTURE: **CAS #:** Not available

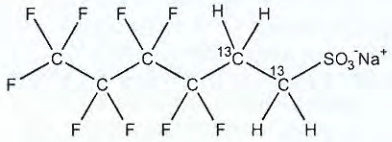

MOLECULAR FORMULA:	$^{13}C_2{}^{12}C_4H_4F_9SO_3Na$	**MOLECULAR WEIGHT:**	352.12
CONCENTRATION:	50.0 ± 2.5 µg/ml (Na salt)	**SOLVENT(S):**	Methanol
	46.7 ± 2.3 µg/ml (M2-4:2FTS anion)		
CHEMICAL PURITY:	>98%	**ISOTOPIC PURITY:**	≥99% ^{13}C ($1,2\text{-}^{13}C_2$)
LAST TESTED: (mm/dd/yyyy)	09/01/2017		
EXPIRY DATE: (mm/dd/yyyy)	09/01/2022		
RECOMMENDED STORAGE:	Refrigerate ampoule		

DOCUMENTATION/ DATA ATTACHED:

Figure 1: LC/MS Data (TIC and Mass Spectrum)
Figure 2: LC/MS/MS Data (Selected MRM Transitions)

ADDITIONAL INFORMATION:

- See page 2 for further details.
- The native 4:2FTS contains 4.22% of ^{34}S (due to natural isotopic abundance) therefore both native 4:2FTS and M2-4:2FTS will produce signals in the m/z 329 to m/z 309 channel during SRM analysis. We recommend using the m/z 329 to m/z 81 transition to monitor for M2-4:2FTS during quantitative analysis as it will be free of any native contribution (see Figure 2).

FOR LABORATORY USE ONLY: NOT FOR HUMAN OR DRUG USE

Certified By: _____ **Date:** 09/29/2017 (mm/dd/yyyy)
B.G. Chittim, General Manager

Wellington Laboratories Inc., 345 Southgate Dr. Guelph ON N1G 3M5 CANADA
519-822-2436 • Fax: 519-822-2849 • info@well-labs.com

17L2310

INTENDED USE:

The products prepared by Wellington Laboratories Inc. are for laboratory use only. This certified reference material (CRM) was designed to be used as a standard for the identification and/or quantification of the specific chemical compound it contains.

HAZARDS:

This product should only be used by qualified personnel familiar with its potential hazards and trained in the handling of hazardous chemicals. Due care should be exercised to prevent unnecessary human contact or ingestion. All procedures should be carried out in a well-functioning fume hood and suitable gloves, eye protection, and clothing should be worn at all times. Waste should be disposed of according to national and regional regulations. Safety Data Sheets (SDSs) are available upon request.

SYNTHESIS / CHARACTERIZATION:

Where possible, all of our products are synthesized using single-product unambiguous routes. They are then characterized, and their structures and purities confirmed, using a combination of the most relevant techniques, such as NMR, GC/MS, LC/MS/MS, SFC/UV/MS/MS, x-ray crystallography, and melting point. Isotopic purities of mass-labelled compounds are also confirmed using HRGC/HRMS and/or LC/MS/MS.

HOMOGENEITY:

Prior to solution preparation, crystalline material is tested for homogeneity using a variety of techniques (as stated above) and its solubility in a given diluent is taken into consideration. Duplicate solutions of a new product are prepared from the same crystalline lot and, after the addition of an appropriate internal standard, they are compared by GC/MS, LC/MS/MS and/or SFC/UV/MS/MS. The relative response factors of the analyte of interest in each solution are required to be <5% RSD. New solution lots of existing products are compared to older lots in the same manner, which further confirms the homogeneity of the crystalline material as well as the stability and homogeneity of the solutions in the storage containers. In order to maintain the integrity of the assigned value(s), and associated uncertainty, the dilution or injection of a subsample of this product should be performed using calibrated measuring equipment.

UNCERTAINTY:

The maximum combined relative standard uncertainty of our reference standard solutions is calculated using the following equation:

The combined relative standard uncertainty, $u_c(y)$, of a value y and the uncertainty of the independent parameters $x_1, x_2, \ldots x_n$ on which it depends is:

$$u_c(y(x_1, x_2, \ldots x_n)) = \sqrt{\sum_{i=1}^{n} u(y, x_i)^2}$$

where x is expressed as a relative standard uncertainty of the individual parameter.

The individual uncertainties taken into account include those associated with weights (calibration of the balance) and volumes (calibration of the volumetric glassware). An expanded maximum combined percent relative uncertainty of ±5% (calculated with a coverage factor of 2 and a level of confidence of 95%) is stated on the Certificate of Analysis for all of our products.

TRACEABILITY:

All reference standard solutions are traceable to specific crystalline lots. The microbalances used for solution preparation are regularly tested by an external ISO/IEC 17025 accredited calibration company. In addition, their calibration is verified prior to each weighing using calibrated NIST and/or NRC traceable external weights. All volumetric glassware used is calibrated, of Class A tolerance, and has been tested according to the appropriate ASTM procedures, which are ultimately traceable to NIST. For certain products, traceability to international interlaboratory studies has also been established.

EXPIRY DATE / PERIOD OF VALIDITY:

Ongoing stability studies of this product have demonstrated stability in its composition and concentration, until the specified expiry date, in the unopened ampoule. Monitoring for any degradation or change in concentration of the listed analyte(s) is performed on a routine basis.

LIMITED WARRANTY:

At the time of shipment, all products are warranted to be free of defects in material and workmanship and to conform to the stated technical and purity specifications.

QUALITY MANAGEMENT:

This product was produced using a Quality Management System registered to the latest versions of ISO 9001 by SAI Global, ISO/IEC 17025 by the Canadian Association for Laboratory Accreditation Inc. (CALA; A 1226), and ISO GUIDE 34 by ANSI-ASQ National Accreditation Board (ANAB; AR-1523).

CALA

ANAB ACCREDITED

For additional information or assistance concerning this or any other products from Wellington Laboratories Inc., please visit our website at www.well-labs.com or contact us directly at info@well-labs.com

17L 2310

Figure 1: **M2-4:2FTS; LC/MS Data (TIC and Mass Spectrum)**

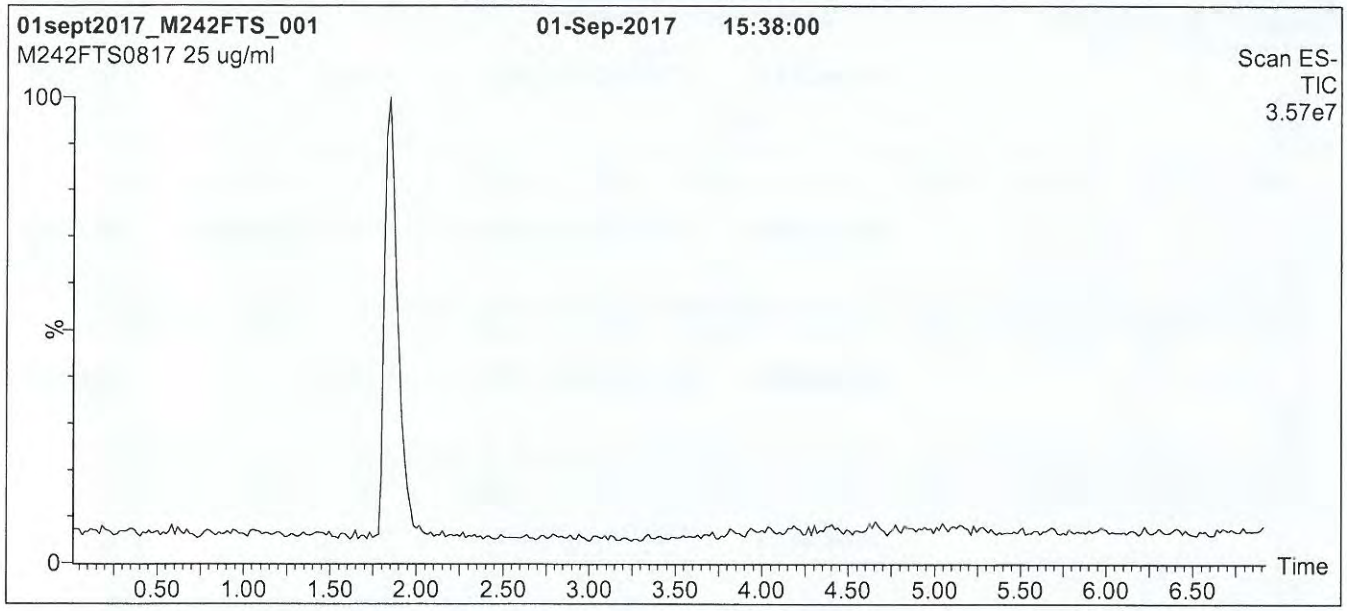

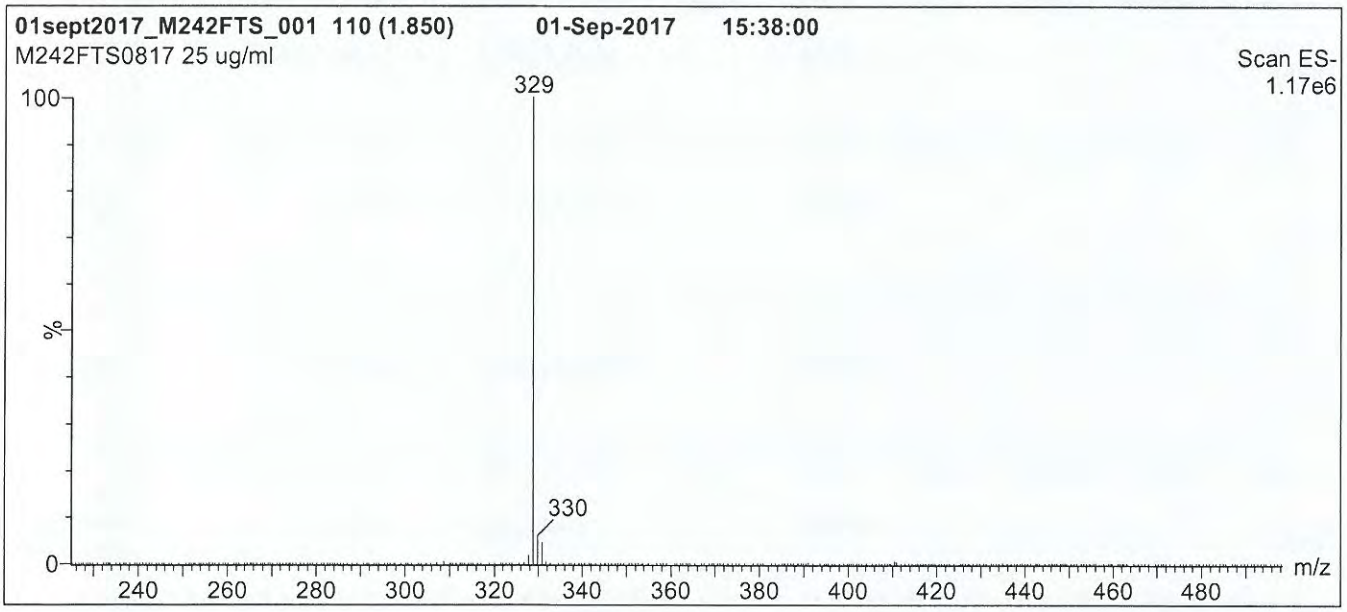

Conditions for Figure 1:

LC: **Waters Acquity Ultra Performance LC**
MS: **Micromass Quattro *micro* API MS**

Chromatographic Conditions

Column: Acquity UPLC BEH Shield RP_{18}
1.7 µm, 2.1 x 100 mm

Mobile phase: Gradient
Start: 50% (80:20 MeOH:ACN) / 50% H_2O
(both with 10 mM NH_4OAc buffer)
Ramp to 90% organic over 8 min
and hold for 1 min before returning
to initial conditions in 0.5 min.
Time: 10 min

Flow: 300 µl/min

MS Parameters

Experiment: Full Scan (225 - 850 amu)

Source: Electrospray (negative)
Capillary Voltage (kV) = 3.00
Cone Voltage (V) = 25.00
Cone Gas Flow (l/hr) = 100
Desolvation Gas Flow (l/hr) = 750

1712310

Figure 2: **M2-4:2FTS; LC/MS/MS Data (Selected MRM Transitions)**

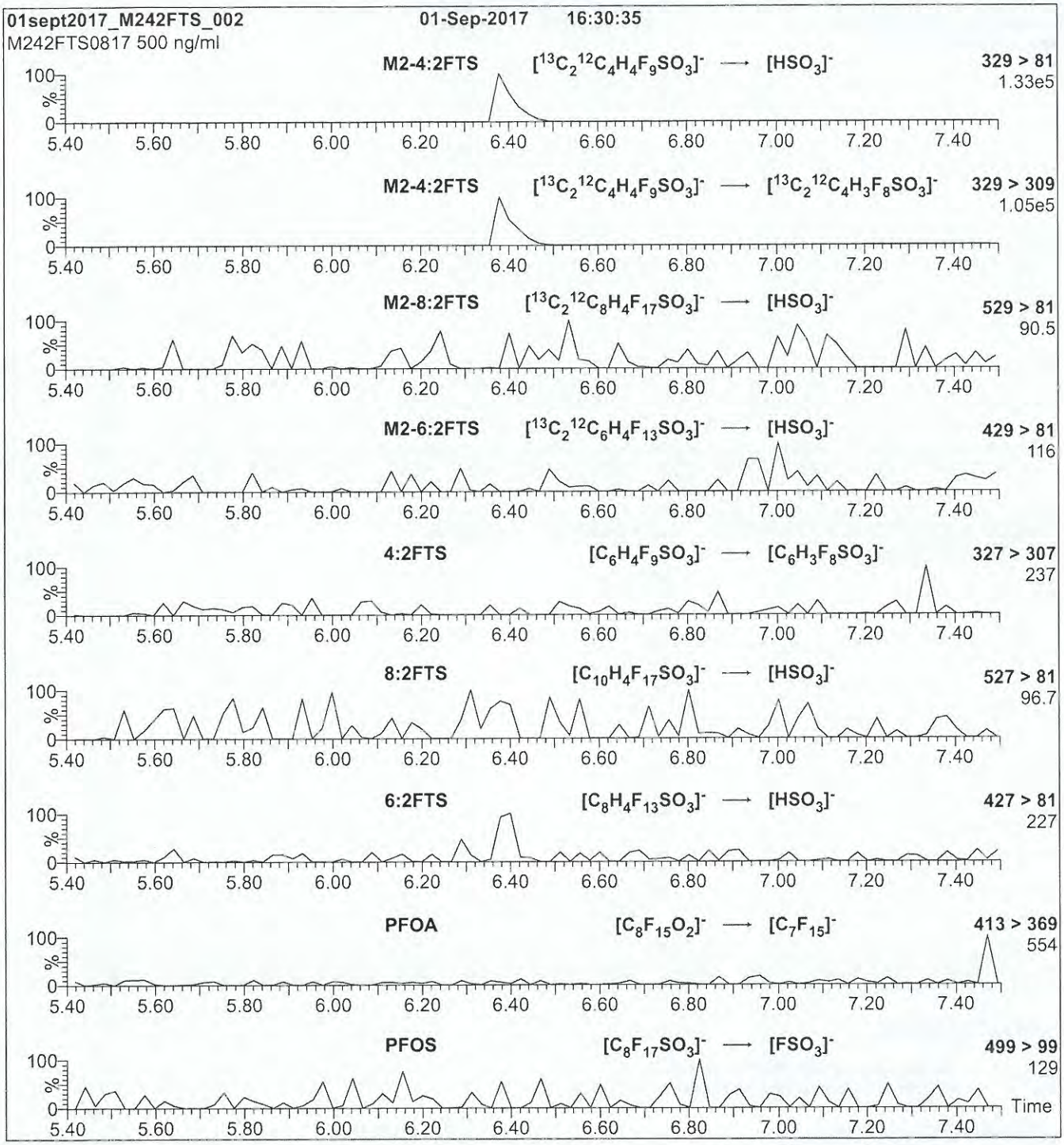

Conditions for Figure 2:

Injection: Direct loop injection
10 µl (500 ng/ml M2-4:2FTS)

Mobile phase: Isocratic 80% (80:20 MeOH:ACN) / 20% H_2O
(both with 10 mM NH_4OAc buffer)

Flow: 300 µl/min

MS Parameters

Collision Gas (mbar) = 3.28e-3
Collision Energy (eV) = 25

17L2311

WELLINGTON LABORATORIES

CERTIFICATE OF ANALYSIS DOCUMENTATION

PRODUCT CODE: M2PFHxDA
COMPOUND: Perfluoro-n-[1,2-$^{13}C_2$]hexadecanoic acid

LOT NUMBER: M2PFHxDA0717

STRUCTURE:

CAS #: Not available

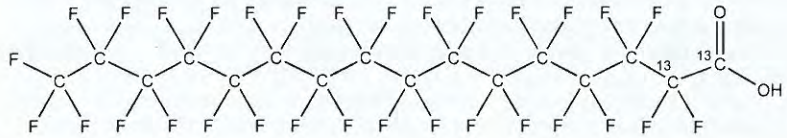

MOLECULAR FORMULA:	$^{13}C_2{}^{12}C_{14}HF_{31}O_2$	**MOLECULAR WEIGHT:**	816.11
CONCENTRATION:	50 ± 2.5 µg/ml	**SOLVENT(S):**	Methanol Water (<1%)
CHEMICAL PURITY:	>98%	**ISOTOPIC PURITY:**	≥99% ^{13}C ($1,2\text{-}^{13}C_2$)
LAST TESTED: (mm/dd/yyyy)	07/13/2017		
EXPIRY DATE: (mm/dd/yyyy)	07/13/2022		
RECOMMENDED STORAGE:	Store ampoule in a cool, dark place		

DOCUMENTATION/ DATA ATTACHED:

Figure 1: LC/MS Data (TIC and Mass Spectrum)
Figure 2: LC/MS/MS Data (Selected MRM Transitions)

ADDITIONAL INFORMATION:

- See page 2 for further details.
- Contains 4 mole eq. of NaOH to prevent conversion of the carboxylic acid to the methyl ester.
- Contains ~ 0.3% of native perfluoro-n-hexadecanoic acid.

FOR LABORATORY USE ONLY: NOT FOR HUMAN OR DRUG USE

Certified By: _____ **Date:** 07/14/2017 (mm/dd/yyyy)
B.G. Chittim, General Manager

Wellington Laboratories Inc., 345 Southgate Dr. Guelph ON N1G 3M5 CANADA
519-822-2436 • Fax: 519-822-2849 • info@well-labs.com

17L2311

INTENDED USE:

The products prepared by Wellington Laboratories Inc. are for laboratory use only. This certified reference material (CRM) was designed to be used as a standard for the identification and/or quantification of the specific chemical compound it contains.

HAZARDS:

This product should only be used by qualified personnel familiar with its potential hazards and trained in the handling of hazardous chemicals. Due care should be exercised to prevent unnecessary human contact or ingestion. All procedures should be carried out in a well-functioning fume hood and suitable gloves, eye protection, and clothing should be worn at all times. Waste should be disposed of according to national and regional regulations. Safety Data Sheets (SDSs) are available upon request.

SYNTHESIS / CHARACTERIZATION:

Where possible, all of our products are synthesized using single-product unambiguous routes. They are then characterized, and their structures and purities confirmed, using a combination of the most relevant techniques, such as NMR, GC/MS, LC/MS/MS, SFC/UV/MS/MS, x-ray crystallography, and melting point. Isotopic purities of mass-labelled compounds are also confirmed using HRGC/HRMS and/or LC/MS/MS.

HOMOGENEITY:

Prior to solution preparation, crystalline material is tested for homogeneity using a variety of techniques (as stated above) and its solubility in a given diluent is taken into consideration. Duplicate solutions of a new product are prepared from the same crystalline lot and, after the addition of an appropriate internal standard, they are compared by GC/MS, LC/MS/MS and/or SFC/UV/MS/MS. The relative response factors of the analyte of interest in each solution are required to be <5% RSD. New solution lots of existing products are compared to older lots in the same manner, which further confirms the homogeneity of the crystalline material as well as the stability and homogeneity of the solutions in the storage containers. In order to maintain the integrity of the assigned value(s), and associated uncertainty, the dilution or injection of a subsample of this product should be performed using calibrated measuring equipment.

UNCERTAINTY:

The maximum combined relative standard uncertainty of our reference standard solutions is calculated using the following equation:

The combined relative standard uncertainty, $u_c(y)$, of a value y and the uncertainty of the independent parameters $x_1, x_2, \ldots x_n$ on which it depends is:

$$u_c(y(x_1, x_2, \ldots x_n)) = \sqrt{\sum_{i=1}^{n} u(y, x_i)^2}$$

where x is expressed as a relative standard uncertainty of the individual parameter.

The individual uncertainties taken into account include those associated with weights (calibration of the balance) and volumes (calibration of the volumetric glassware). An expanded maximum combined percent relative uncertainty of ±5% (calculated with a coverage factor of 2 and a level of confidence of 95%) is stated on the Certificate of Analysis for all of our products.

TRACEABILITY:

All reference standard solutions are traceable to specific crystalline lots. The microbalances used for solution preparation are regularly tested by an external ISO/IEC 17025 accredited calibration company. In addition, their calibration is verified prior to each weighing using calibrated NIST and/or NRC traceable external weights. All volumetric glassware used is calibrated, of Class A tolerance, and has been tested according to the appropriate ASTM procedures, which are ultimately traceable to NIST. For certain products, traceability to international interlaboratory studies has also been established.

EXPIRY DATE / PERIOD OF VALIDITY:

Ongoing stability studies of this product have demonstrated stability in its composition and concentration, until the specified expiry date, in the unopened ampoule. Monitoring for any degradation or change in concentration of the listed analyte(s) is performed on a routine basis.

LIMITED WARRANTY:

At the time of shipment, all products are warranted to be free of defects in material and workmanship and to conform to the stated technical and purity specifications.

QUALITY MANAGEMENT:

This product was produced using a Quality Management System registered to the latest versions of ISO 9001 by SAI Global, ISO/IEC 17025 by the Canadian Association for Laboratory Accreditation Inc. (CALA; A 1226), and ISO GUIDE 34 by ANSI-ASQ National Accreditation Board (ANAB; AR-1523).

CALA

ANAB ACCREDITED

For additional information or assistance concerning this or any other products from Wellington Laboratories Inc., please visit our website at www.well-labs.com or contact us directly at info@well-labs.com

17L2311

Figure 1: **M2PFHxDA; LC/MS Data (TIC and Mass Spectrum)**

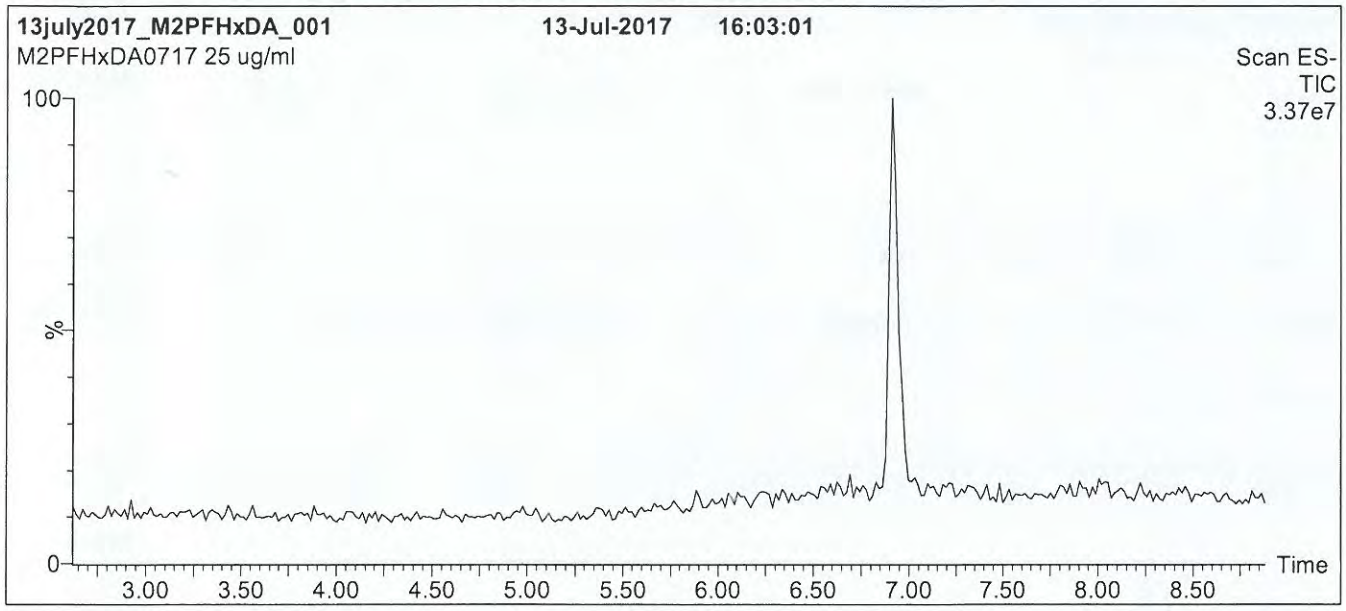

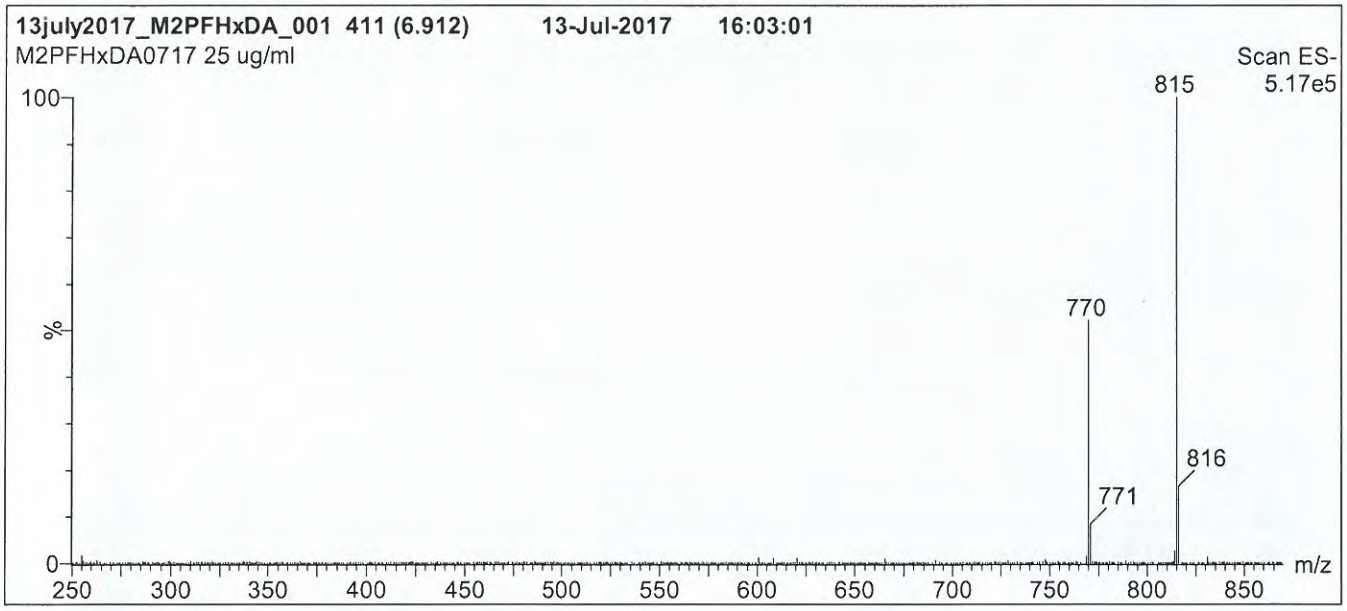

Conditions for Figure 1:

LC: **Waters Acquity Ultra Performance LC**
MS: **Micromass Quattro *micro* API MS**

Chromatographic Conditions

Column: Acquity UPLC BEH Shield RP_{18}
1.7 µm, 2.1 x 100 mm

Mobile phase: Gradient
Start: 55% (80:20 MeOH:ACN) / 45% H_2O
(both with 10 mM NH_4OAc buffer)
Ramp to 90% organic over 7 min and hold for 2 min
before returning to initial conditions in 0.5 min.
Time: 10 min

Flow: 300 µl/min

MS Parameters

Experiment: Full Scan (250 - 1250 amu)

Source: Electrospray (negative)
Capillary Voltage (kV) = 3.00
Cone Voltage (V) = 25.00
Cone Gas Flow (l/hr) = 60
Desolvation Gas Flow (l/hr) = 750

1712311

Figure 2: **M2PFHxDA; LC/MS/MS Data (Selected MRM Transitions)**

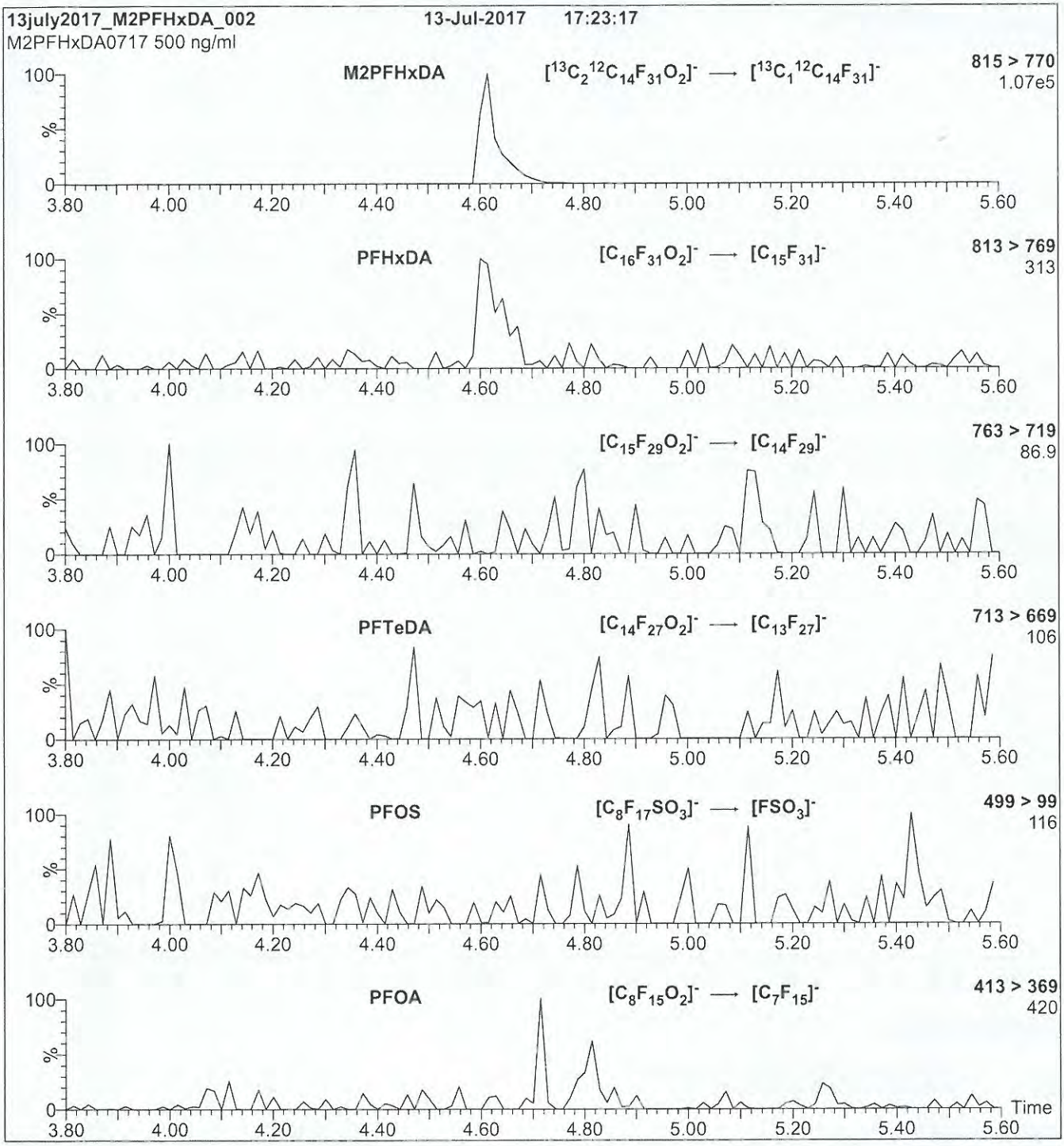

Conditions for Figure 2:

Injection: Direct loop injection
10 µl (500 ng/ml M2PFHxDA)

Mobile phase: Isocratic 80% (80:20 MeOH:ACN) / 20% H_2O
(both with 10 mM NH_4OAc buffer)

Flow: 300 µl/min

MS Parameters

Collision Gas (mbar) = 3.28e-3
Collision Energy (eV) = 15

1712312

WELLINGTON LABORATORIES

CERTIFICATE OF ANALYSIS DOCUMENTATION

PRODUCT CODE: MPFHxA
COMPOUND: Perfluoro-n-[1,2-$^{13}C_2$]hexanoic acid

LOT NUMBER: MPFHxA1017

STRUCTURE:

CAS #: Not available

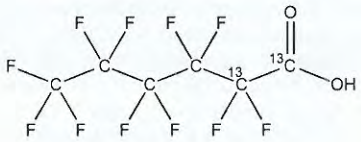

MOLECULAR FORMULA:	$^{13}C_2{}^{12}C_4HF_{11}O_2$	**MOLECULAR WEIGHT:**	316.04
CONCENTRATION:	50 ± 2.5 µg/ml	**SOLVENT(S):**	Methanol Water (<1%)
CHEMICAL PURITY:	>98%	**ISOTOPIC PURITY:**	≥99% ^{13}C (1,2-$^{13}C_2$)
LAST TESTED: (mm/dd/yyyy)	10/27/2017		
EXPIRY DATE: (mm/dd/yyyy)	10/27/2022		
RECOMMENDED STORAGE:	Store ampoule in a cool, dark place		

DOCUMENTATION/ DATA ATTACHED:

Figure 1: LC/MS Data (TIC and Mass Spectrum)
Figure 2: LC/MS/MS Data (Selected MRM Transitions)

ADDITIONAL INFORMATION:

- See page 2 for further details.
- Contains 4 mole eq. of NaOH to prevent conversion of the carboxylic acid to the methyl ester.
- Contains < 0.1% of perfluoro-n-hexanoic acid and < 0.3% of perfluoro-n-octanoic acid.

FOR LABORATORY USE ONLY: NOT FOR HUMAN OR DRUG USE

Certified By: _____ **Date:** 10/30/2017 (mm/dd/yyyy)
B.G. Chittim, General Manager

Wellington Laboratories Inc., 345 Southgate Dr. Guelph ON N1G 3M5 CANADA
519-822-2436 • Fax: 519-822-2849 • info@well-labs.com

17L2312

INTENDED USE:

The products prepared by Wellington Laboratories Inc. are for laboratory use only. This certified reference material (CRM) was designed to be used as a standard for the identification and/or quantification of the specific chemical compound it contains.

HAZARDS:

This product should only be used by qualified personnel familiar with its potential hazards and trained in the handling of hazardous chemicals. Due care should be exercised to prevent unnecessary human contact or ingestion. All procedures should be carried out in a well-functioning fume hood and suitable gloves, eye protection, and clothing should be worn at all times. Waste should be disposed of according to national and regional regulations. Safety Data Sheets (SDSs) are available upon request.

SYNTHESIS / CHARACTERIZATION:

Where possible, all of our products are synthesized using single-product unambiguous routes. They are then characterized, and their structures and purities confirmed, using a combination of the most relevant techniques, such as NMR, GC/MS, LC/MS/MS, SFC/UV/MS/MS, x-ray crystallography, and melting point. Isotopic purities of mass-labelled compounds are also confirmed using HRGC/HRMS and/or LC/MS/MS.

HOMOGENEITY:

Prior to solution preparation, crystalline material is tested for homogeneity using a variety of techniques (as stated above) and its solubility in a given diluent is taken into consideration. Duplicate solutions of a new product are prepared from the same crystalline lot and, after the addition of an appropriate internal standard, they are compared by GC/MS, LC/MS/MS and/or SFC/UV/MS/MS. The relative response factors of the analyte of interest in each solution are required to be <5% RSD. New solution lots of existing products are compared to older lots in the same manner, which further confirms the homogeneity of the crystalline material as well as the stability and homogeneity of the solutions in the storage containers. In order to maintain the integrity of the assigned value(s), and associated uncertainty, the dilution or injection of a subsample of this product should be performed using calibrated measuring equipment.

UNCERTAINTY:

The maximum combined relative standard uncertainty of our reference standard solutions is calculated using the following equation:

The combined relative standard uncertainty, $u_c(y)$, of a value y and the uncertainty of the independent parameters $x_1, x_2, \ldots x_n$ on which it depends is:

$$u_c(y(x_1, x_2, \ldots x_n)) = \sqrt{\sum_{i=1}^{n} u(y, x_i)^2}$$

where x is expressed as a relative standard uncertainty of the individual parameter.

The individual uncertainties taken into account include those associated with weights (calibration of the balance) and volumes (calibration of the volumetric glassware). An expanded maximum combined percent relative uncertainty of ±5% (calculated with a coverage factor of 2 and a level of confidence of 95%) is stated on the Certificate of Analysis for all of our products.

TRACEABILITY:

All reference standard solutions are traceable to specific crystalline lots. The microbalances used for solution preparation are regularly tested by an external ISO/IEC 17025 accredited calibration company. In addition, their calibration is verified prior to each weighing using calibrated NIST and/or NRC traceable external weights. All volumetric glassware used is calibrated, of Class A tolerance, and has been tested according to the appropriate ASTM procedures, which are ultimately traceable to NIST. For certain products, traceability to international interlaboratory studies has also been established.

EXPIRY DATE / PERIOD OF VALIDITY:

Ongoing stability studies of this product have demonstrated stability in its composition and concentration, until the specified expiry date, in the unopened ampoule. Monitoring for any degradation or change in concentration of the listed analyte(s) is performed on a routine basis.

LIMITED WARRANTY:

At the time of shipment, all products are warranted to be free of defects in material and workmanship and to conform to the stated technical and purity specifications.

QUALITY MANAGEMENT:

This product was produced using a Quality Management System registered to the latest versions of ISO 9001 by SAI Global, ISO/IEC 17025 by the Canadian Association for Laboratory Accreditation Inc. (CALA; A 1226), and ISO GUIDE 34 by ANSI-ASQ National Accreditation Board (ANAB; AR-1523).

CALA

ANAB ACCREDITED

For additional information or assistance concerning this or any other products from Wellington Laboratories Inc., please visit our website at www.well-labs.com or contact us directly at info@well-labs.com

17L2312

Figure 1: **MPFHxA; LC/MS Data (TIC and Mass Spectrum)**

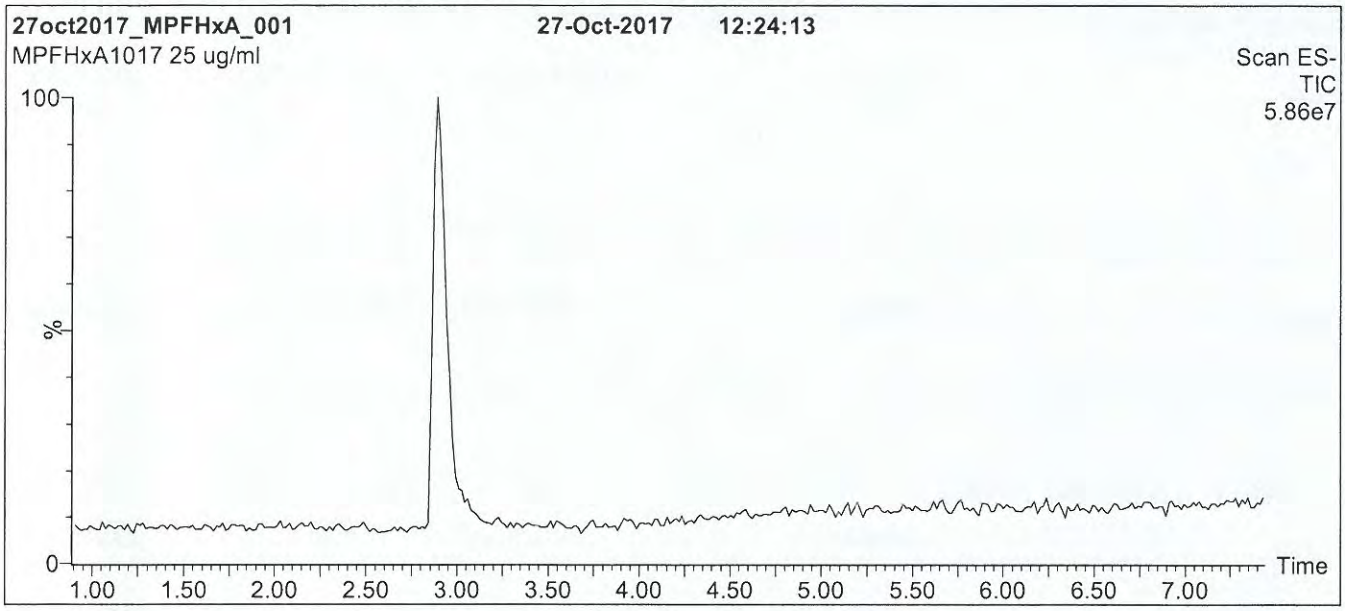

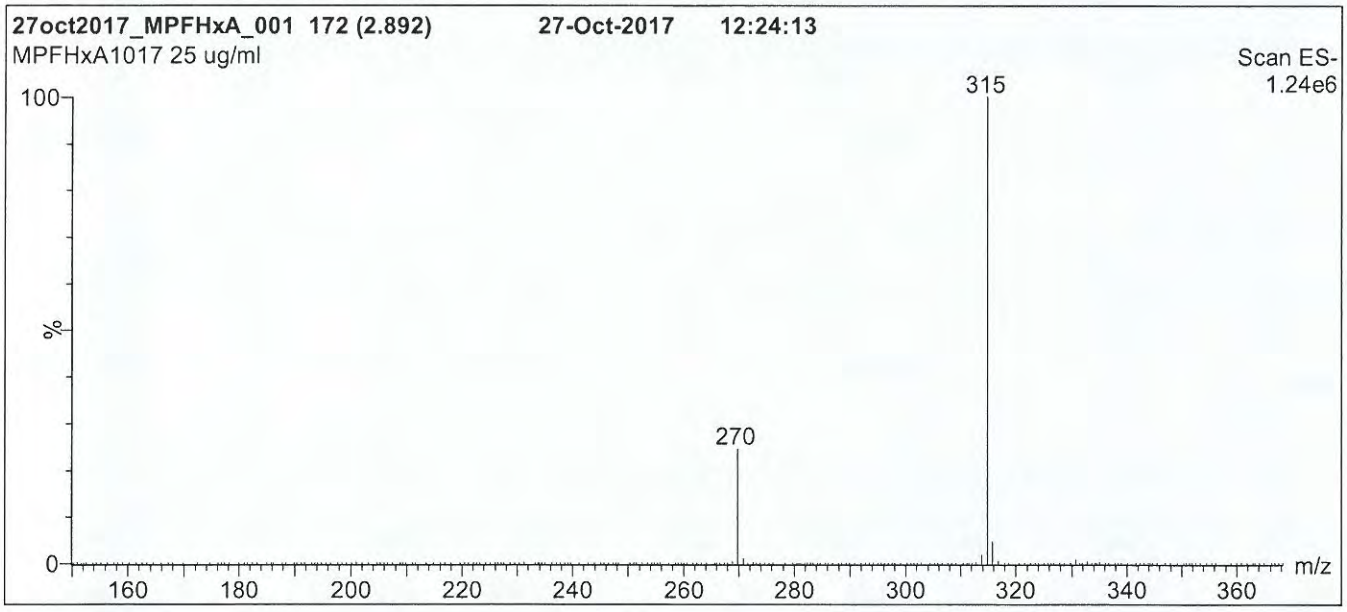

Conditions for Figure 1:

LC: **Waters Acquity Ultra Performance LC**
MS: **Micromass Quattro *micro* API MS**

Chromatographic Conditions

Column: Acquity UPLC BEH Shield RP_{18}
1.7 µm, 2.1 x 100 mm

Mobile phase: Gradient
Start: 40% (80:20 MeOH:ACN) / 60% H_2O
(both with 10 mM NH_4OAc buffer)
Ramp to 90% organic over 7 min and hold for 2 min before returning to initial conditions over 0.5 min.
Time: 10 min

Flow: 300 µl/min

MS Parameters

Experiment: Full Scan (150 - 850 amu)

Source: Electrospray (negative)
Capillary Voltage (kV) = 2.00
Cone Voltage (V) = 15.00
Cone Gas Flow (l/hr) = 100
Desolvation Gas Flow (l/hr) = 750

17L2312

Figure 2: **MPFHxA; LC/MS/MS Data (Selected MRM Transitions)**

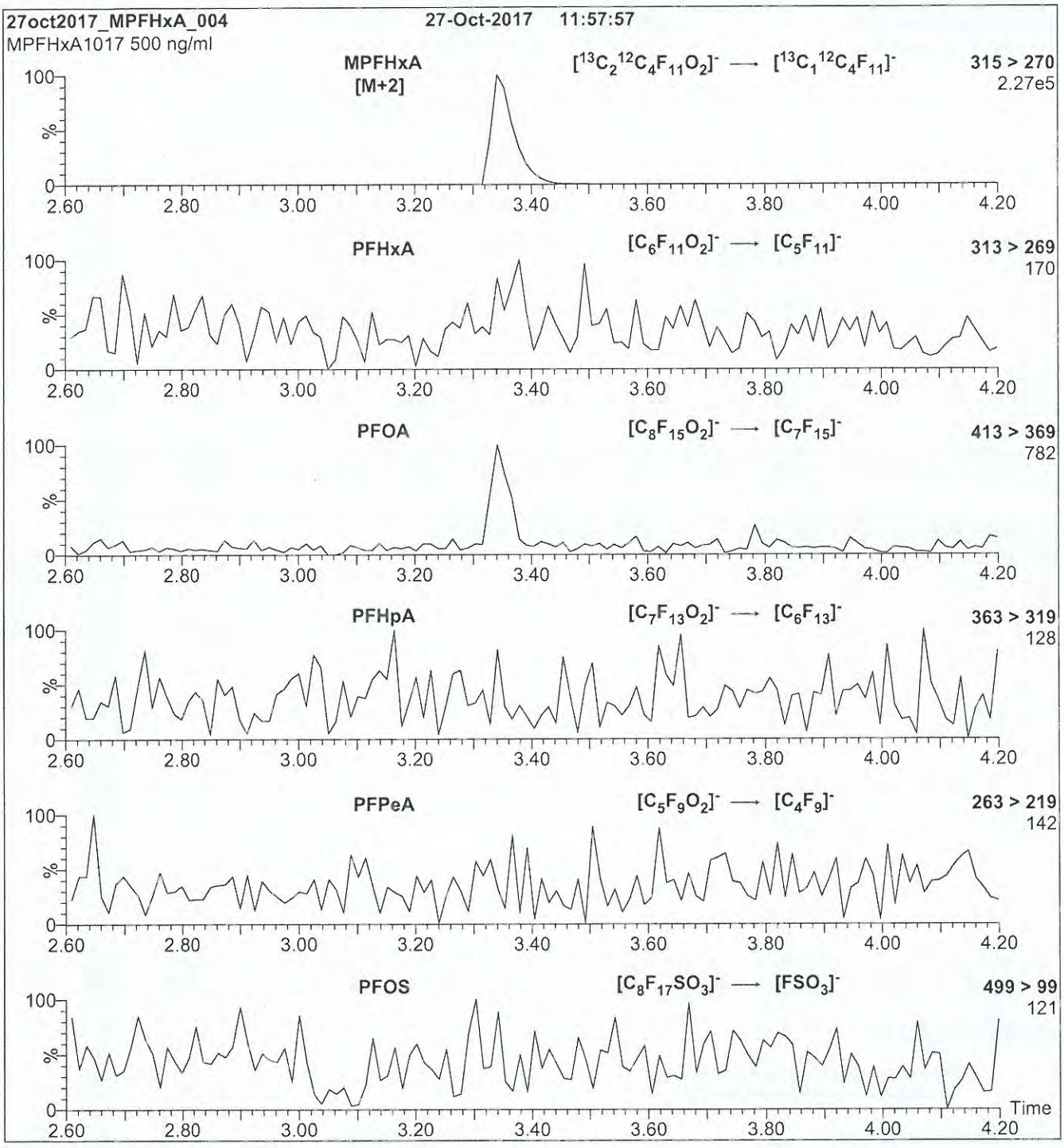

Conditions for Figure 2:

Injection: Direct loop injection
10 µl (500 ng/ml MPFHxA)

Mobile phase: Isocratic 80% (80:20 MeOH:ACN) / 20% H_2O
(both with 10 mM NH_4OAc buffer)

Flow: 300 µl/min

MS Parameters

Collision Gas (mbar) = 3.58e-3
Collision Energy (eV) = 10

17L2313

WELLINGTON LABORATORIES

CERTIFICATE OF ANALYSIS DOCUMENTATION

PRODUCT CODE: d5-N-EtFOSAA **LOT NUMBER:** d5NEtFOSAA1117

COMPOUND: N-ethyl-d5-perfluoro-1-octanesulfonamidoacetic acid

STRUCTURE: **CAS #:** Not available

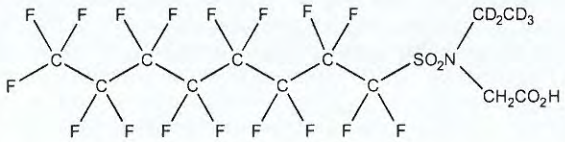

MOLECULAR FORMULA:	$C_{12}D_5H_3F_{17}NO_4S$	**MOLECULAR WEIGHT:**	590.26
CONCENTRATION:	50 ± 2.5 µg/ml	**SOLVENT(S):**	Methanol Water (<1%)
CHEMICAL PURITY:	>98%	**ISOTOPIC PURITY:**	≥98% $^2H_5$
LAST TESTED: (mm/dd/yyyy)	11/08/2017		
EXPIRY DATE: (mm/dd/yyyy)	11/08/2022		
RECOMMENDED STORAGE:	Refrigerate ampoule		

DOCUMENTATION/ DATA ATTACHED:

Figure 1: LC/MS Data (TIC and Mass Spectrum)
Figure 2: LC/MS/MS Data (Selected MRM Transitions)

ADDITIONAL INFORMATION:

- See page 2 for further details.
- Contains 4 mole eq. of NaOH to prevent the conversion of the acetic acid moiety to the methyl ester.

FOR LABORATORY USE ONLY: NOT FOR HUMAN OR DRUG USE

Certified By: _____ **Date:** 11/16/2017 (mm/dd/yyyy)

B.G. Chittim, General Manager

Wellington Laboratories Inc., 345 Southgate Dr. Guelph ON N1G 3M5 CANADA
519-822-2436 • Fax: 519-822-2849 • info@well-labs.com

17L2313

INTENDED USE:

The products prepared by Wellington Laboratories Inc. are for laboratory use only. This certified reference material (CRM) was designed to be used as a standard for the identification and/or quantification of the specific chemical compound it contains.

HAZARDS:

This product should only be used by qualified personnel familiar with its potential hazards and trained in the handling of hazardous chemicals. Due care should be exercised to prevent unnecessary human contact or ingestion. All procedures should be carried out in a well-functioning fume hood and suitable gloves, eye protection, and clothing should be worn at all times. Waste should be disposed of according to national and regional regulations. Safety Data Sheets (SDSs) are available upon request.

SYNTHESIS / CHARACTERIZATION:

Where possible, all of our products are synthesized using single-product unambiguous routes. They are then characterized, and their structures and purities confirmed, using a combination of the most relevant techniques, such as NMR, GC/MS, LC/MS/MS, SFC/UV/MS/MS, x-ray crystallography, and melting point. Isotopic purities of mass-labelled compounds are also confirmed using HRGC/HRMS and/or LC/MS/MS.

HOMOGENEITY:

Prior to solution preparation, crystalline material is tested for homogeneity using a variety of techniques (as stated above) and its solubility in a given diluent is taken into consideration. Duplicate solutions of a new product are prepared from the same crystalline lot and, after the addition of an appropriate internal standard, they are compared by GC/MS, LC/MS/MS and/or SFC/UV/MS/MS. The relative response factors of the analyte of interest in each solution are required to be <5% RSD. New solution lots of existing products are compared to older lots in the same manner, which further confirms the homogeneity of the crystalline material as well as the stability and homogeneity of the solutions in the storage containers. In order to maintain the integrity of the assigned value(s), and associated uncertainty, the dilution or injection of a subsample of this product should be performed using calibrated measuring equipment.

UNCERTAINTY:

The maximum combined relative standard uncertainty of our reference standard solutions is calculated using the following equation:

The combined relative standard uncertainty, $u_c(y)$, of a value y and the uncertainty of the independent parameters $x_1, x_2, \ldots x_n$ on which it depends is:

$$u_c(y(x_1, x_2, \ldots x_n)) = \sqrt{\sum_{i=1}^{n} u(y, x_i)^2}$$

where x is expressed as a relative standard uncertainty of the individual parameter.

The individual uncertainties taken into account include those associated with weights (calibration of the balance) and volumes (calibration of the volumetric glassware). An expanded maximum combined percent relative uncertainty of ±5% (calculated with a coverage factor of 2 and a level of confidence of 95%) is stated on the Certificate of Analysis for all of our products.

TRACEABILITY:

All reference standard solutions are traceable to specific crystalline lots. The microbalances used for solution preparation are regularly tested by an external ISO/IEC 17025 accredited calibration company. In addition, their calibration is verified prior to each weighing using calibrated NIST and/or NRC traceable external weights. All volumetric glassware used is calibrated, of Class A tolerance, and has been tested according to the appropriate ASTM procedures, which are ultimately traceable to NIST. For certain products, traceability to international interlaboratory studies has also been established.

EXPIRY DATE / PERIOD OF VALIDITY:

Ongoing stability studies of this product have demonstrated stability in its composition and concentration, until the specified expiry date, in the unopened ampoule. Monitoring for any degradation or change in concentration of the listed analyte(s) is performed on a routine basis.

LIMITED WARRANTY:

At the time of shipment, all products are warranted to be free of defects in material and workmanship and to conform to the stated technical and purity specifications.

QUALITY MANAGEMENT:

This product was produced using a Quality Management System registered to the latest versions of ISO 9001 by SAI Global, ISO/IEC 17025 by the Canadian Association for Laboratory Accreditation Inc. (CALA; A 1226), and ISO GUIDE 34 by ANSI-ASQ National Accreditation Board (ANAB; AR-1523).

CALA

ANAB ACCREDITED

For additional information or assistance concerning this or any other products from Wellington Laboratories Inc., please visit our website at www.well-labs.com or contact us directly at info@well-labs.com

17L2313

Figure 1: **d5-N-EtFOSAA; LC/MS Data (TIC and Mass Spectrum)**

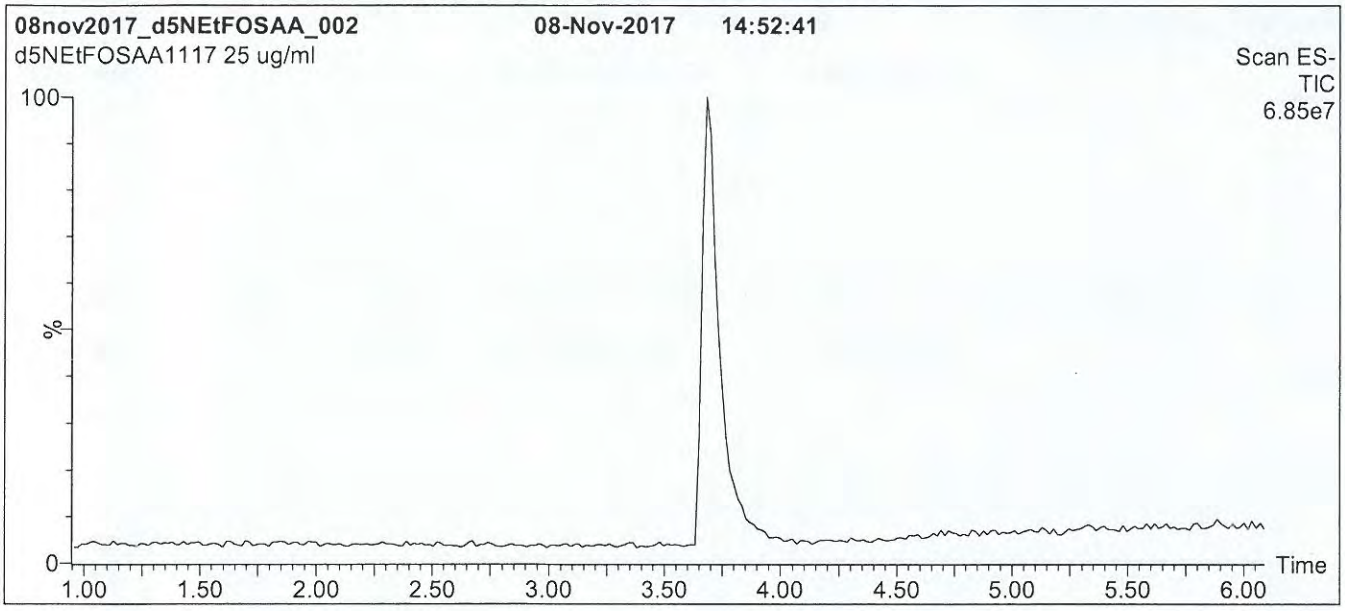

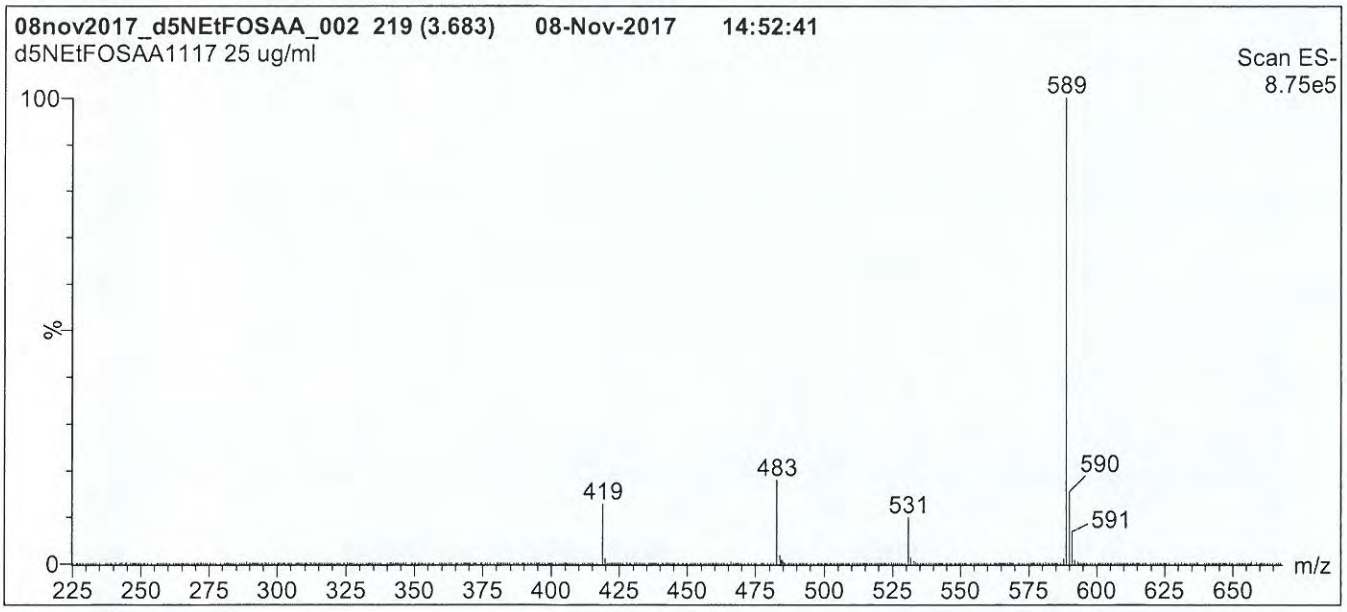

Conditions for Figure 1:

LC: **Waters Acquity Ultra Performance LC**
MS: **Micromass Quattro *micro* API MS**

Chromatographic Conditions

Column: Acquity UPLC BEH Shield RP_{18}
1.7 µm, 2.1 x 100 mm

Mobile phase: Gradient
Start: 60% (80:20 MeOH:ACN) / 40% H_2O
(both with 10 mM NH_4OAc buffer)
Ramp to 90% organic over 7 min and hold for 1.5 min
before returning to initial conditions in 0.5 min.
Time: 10 min

Flow: 300 µl/min

MS Parameters

Experiment: Full Scan (225 - 850 amu)

Source: Electrospray (negative)
Capillary Voltage (kV) = 3.00
Cone Voltage (V) = 35.00
Cone Gas Flow (l/hr) = 50
Desolvation Gas Flow (l/hr) = 750

17L2313

Figure 2: **d5-N-EtFOSAA; LC/MS/MS Data (Selected MRM Transitions)**

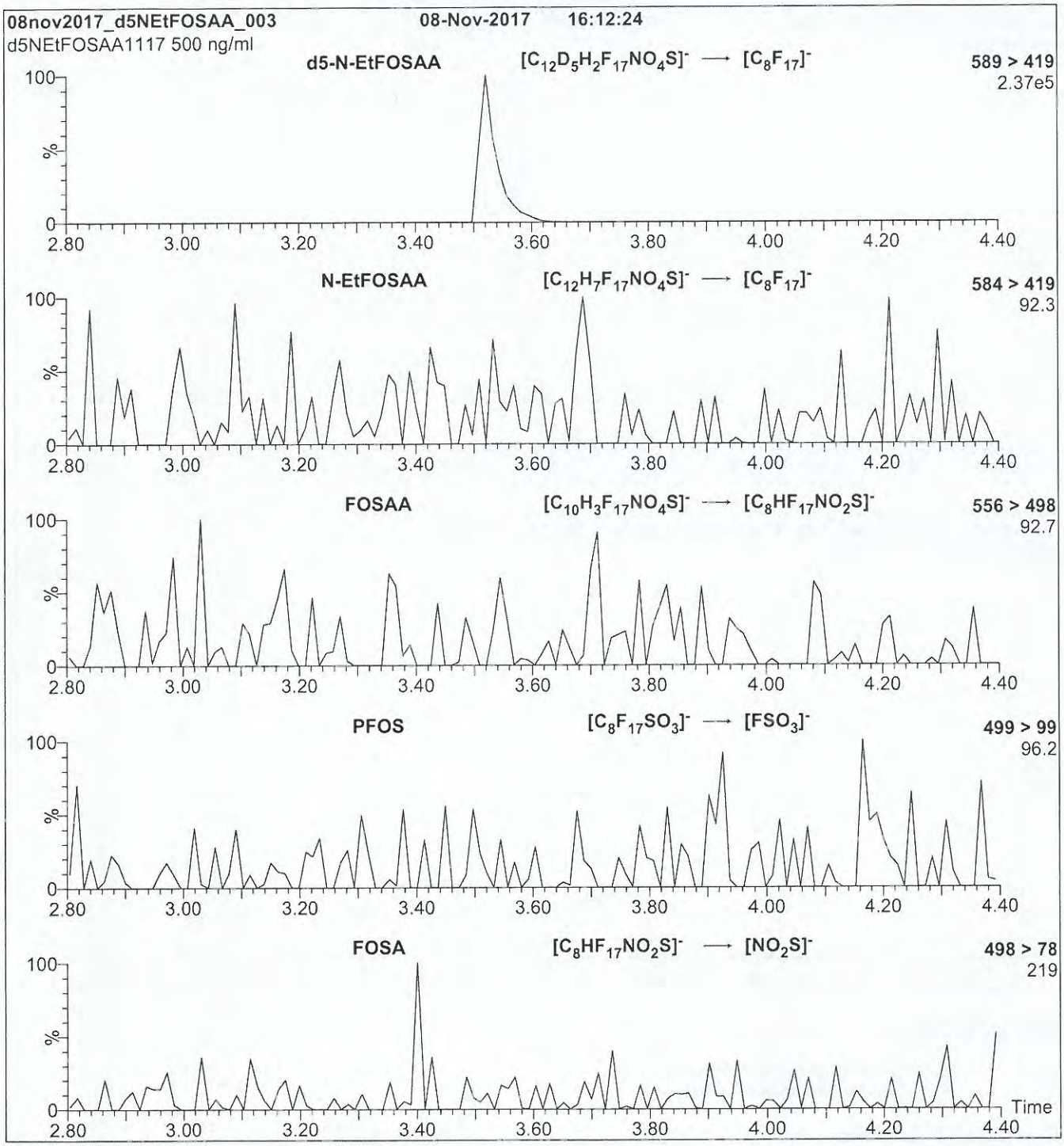

Conditions for Figure 2:

Injection: Direct loop injection
10 µl (500 ng/ml d5-N-EtFOSAA)

Mobile phase: Isocratic 80% (80:20 MeOH:ACN) / 20% H_2O
(both with 10 mM NH_4OAc buffer)

Flow: 300 µl/min

MS Parameters

Collision Gas (mbar) = 3.50e-3
Collision Energy (eV) = 20

17L2314

WELLINGTON LABORATORIES

CERTIFICATE OF ANALYSIS DOCUMENTATION

PRODUCT CODE: d3-N-MeFOSAA **LOT NUMBER:** d3NMeFOSAA1117

COMPOUND: N-methyl-d3-perfluoro-1-octanesulfonamidoacetic acid

STRUCTURE: **CAS #:** Not available

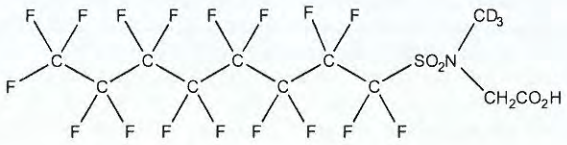

MOLECULAR FORMULA:	$C_{11}D_3H_3F_{17}NO_4S$	**MOLECULAR WEIGHT:**	574.23
CONCENTRATION:	50 ± 2.5 µg/ml	**SOLVENT(S):**	Methanol Water (<1%)
CHEMICAL PURITY:	>98%	**ISOTOPIC PURITY:**	≥98% $^2H_3$
LAST TESTED: (mm/dd/yyyy)	11/08/2017		
EXPIRY DATE: (mm/dd/yyyy)	11/08/2022		
RECOMMENDED STORAGE:	Refrigerate ampoule		

DOCUMENTATION/ DATA ATTACHED:

Figure 1: LC/MS Data (TIC and Mass Spectrum)
Figure 2: LC/MS/MS Data (Selected MRM Transitions)

ADDITIONAL INFORMATION:

- See page 2 for further details.
- Contains 4 mole eq. of NaOH to prevent the conversion of the acetic acid moiety to the methyl ester.

FOR LABORATORY USE ONLY: NOT FOR HUMAN OR DRUG USE

Certified By: _____ **Date:** 11/16/2017 (mm/dd/yyyy)
B.G. Chittim, General Manager

Wellington Laboratories Inc., 345 Southgate Dr. Guelph ON N1G 3M5 CANADA
519-822-2436 • Fax: 519-822-2849 • info@well-labs.com

17L2314

INTENDED USE:

The products prepared by Wellington Laboratories Inc. are for laboratory use only. This certified reference material (CRM) was designed to be used as a standard for the identification and/or quantification of the specific chemical compound it contains.

HAZARDS:

This product should only be used by qualified personnel familiar with its potential hazards and trained in the handling of hazardous chemicals. Due care should be exercised to prevent unnecessary human contact or ingestion. All procedures should be carried out in a well-functioning fume hood and suitable gloves, eye protection, and clothing should be worn at all times. Waste should be disposed of according to national and regional regulations. Safety Data Sheets (SDSs) are available upon request.

SYNTHESIS / CHARACTERIZATION:

Where possible, all of our products are synthesized using single-product unambiguous routes. They are then characterized, and their structures and purities confirmed, using a combination of the most relevant techniques, such as NMR, GC/MS, LC/MS/MS, SFC/UV/MS/MS, x-ray crystallography, and melting point. Isotopic purities of mass-labelled compounds are also confirmed using HRGC/HRMS and/or LC/MS/MS.

HOMOGENEITY:

Prior to solution preparation, crystalline material is tested for homogeneity using a variety of techniques (as stated above) and its solubility in a given diluent is taken into consideration. Duplicate solutions of a new product are prepared from the same crystalline lot and, after the addition of an appropriate internal standard, they are compared by GC/MS, LC/MS/MS and/or SFC/UV/MS/MS. The relative response factors of the analyte of interest in each solution are required to be <5% RSD. New solution lots of existing products are compared to older lots in the same manner, which further confirms the homogeneity of the crystalline material as well as the stability and homogeneity of the solutions in the storage containers. In order to maintain the integrity of the assigned value(s), and associated uncertainty, the dilution or injection of a subsample of this product should be performed using calibrated measuring equipment.

UNCERTAINTY:

The maximum combined relative standard uncertainty of our reference standard solutions is calculated using the following equation:

The combined relative standard uncertainty, $u_c(y)$, of a value y and the uncertainty of the independent parameters $x_1, x_2, \ldots x_n$ on which it depends is:

$$u_c(y(x_1, x_2, \ldots x_n)) = \sqrt{\sum_{i=1}^{n} u(y, x_i)^2}$$

where x is expressed as a relative standard uncertainty of the individual parameter.

The individual uncertainties taken into account include those associated with weights (calibration of the balance) and volumes (calibration of the volumetric glassware). An expanded maximum combined percent relative uncertainty of ±5% (calculated with a coverage factor of 2 and a level of confidence of 95%) is stated on the Certificate of Analysis for all of our products.

TRACEABILITY:

All reference standard solutions are traceable to specific crystalline lots. The microbalances used for solution preparation are regularly tested by an external ISO/IEC 17025 accredited calibration company. In addition, their calibration is verified prior to each weighing using calibrated NIST and/or NRC traceable external weights. All volumetric glassware used is calibrated, of Class A tolerance, and has been tested according to the appropriate ASTM procedures, which are ultimately traceable to NIST. For certain products, traceability to international interlaboratory studies has also been established.

EXPIRY DATE / PERIOD OF VALIDITY:

Ongoing stability studies of this product have demonstrated stability in its composition and concentration, until the specified expiry date, in the unopened ampoule. Monitoring for any degradation or change in concentration of the listed analyte(s) is performed on a routine basis.

LIMITED WARRANTY:

At the time of shipment, all products are warranted to be free of defects in material and workmanship and to conform to the stated technical and purity specifications.

QUALITY MANAGEMENT:

This product was produced using a Quality Management System registered to the latest versions of ISO 9001 by SAI Global, ISO/IEC 17025 by the Canadian Association for Laboratory Accreditation Inc. (CALA; A 1226), and ISO GUIDE 34 by ANSI-ASQ National Accreditation Board (ANAB; AR-1523).

CALA

ANAB ACCREDITED

For additional information or assistance concerning this or any other products from Wellington Laboratories Inc., please visit our website at www.well-labs.com or contact us directly at info@well-labs.com

17L2314

Figure 1: **d3-N-MeFOSAA; LC/MS Data (TIC and Mass Spectrum)**

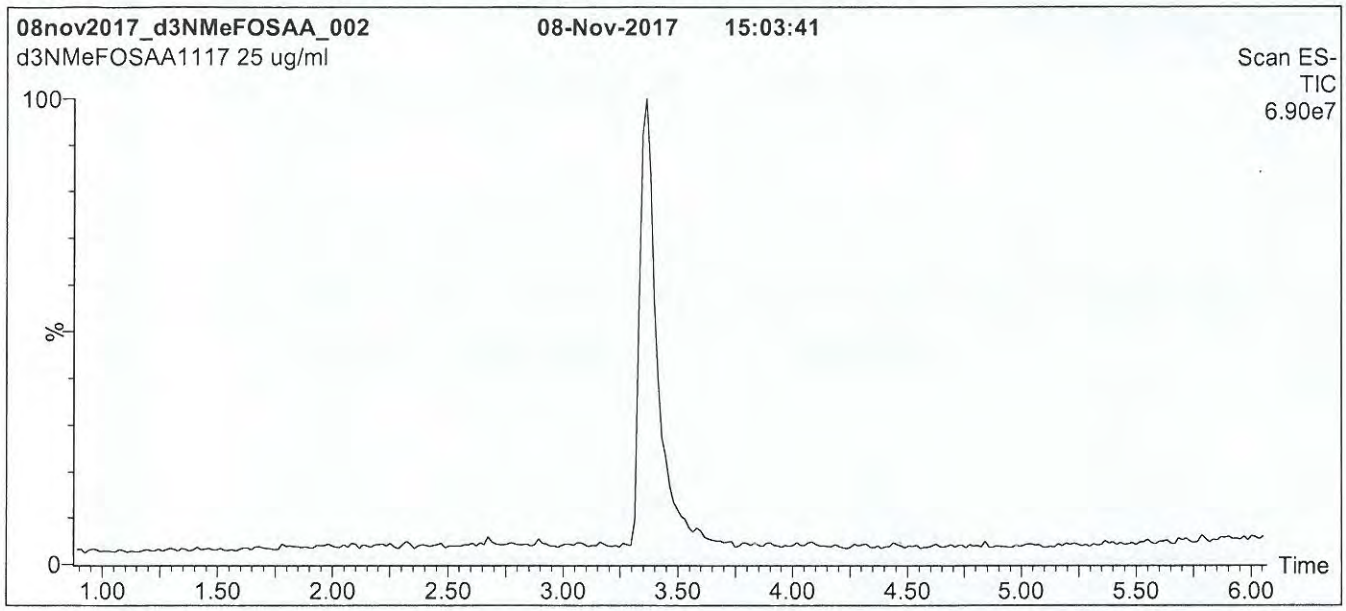

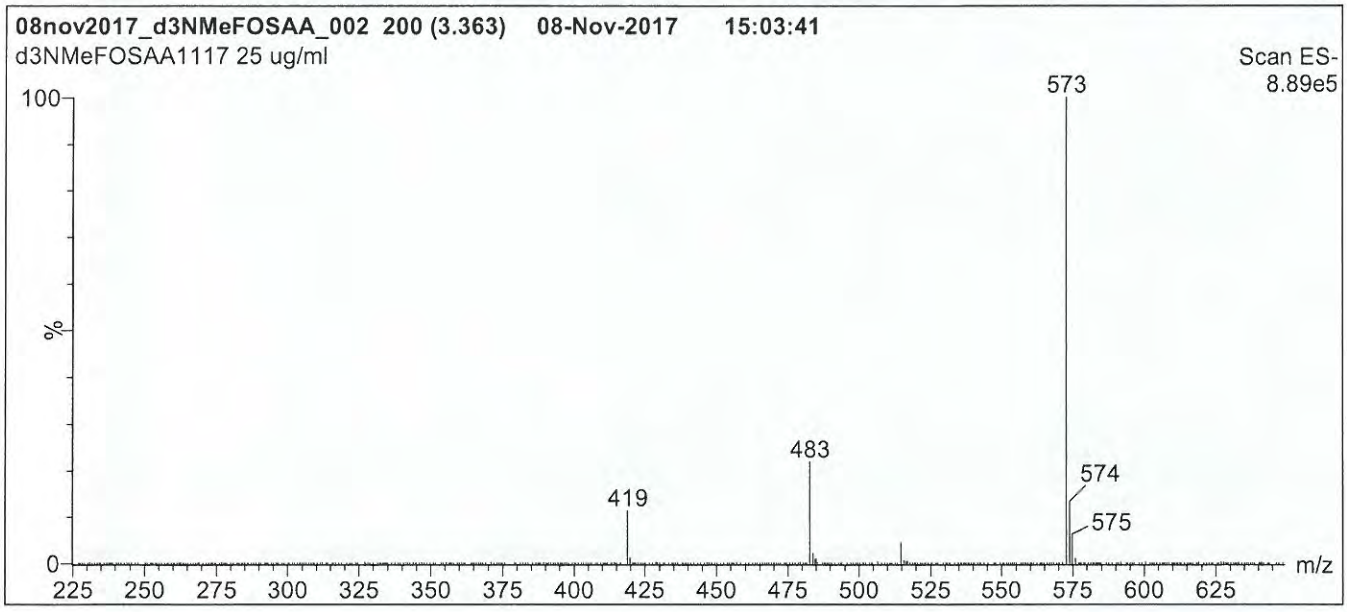

Conditions for Figure 1:

LC: **Waters Acquity Ultra Performance LC**
MS: **Micromass Quattro *micro* API MS**

Chromatographic Conditions

Column: Acquity UPLC BEH Shield RP_{18}
1.7 µm, 2.1 x 100 mm

Mobile phase: Gradient
Start: 60% (80:20 MeOH:ACN) / 40% H_2O
(both with 10 mM NH_4OAc buffer)
Ramp to 90% organic over 7 min and hold for 1.5 min
before returning to initial conditions in 0.5 min.
Time: 10 min

Flow: 300 µl/min

MS Parameters

Experiment: Full Scan (225 - 850 amu)

Source: Electrospray (negative)
Capillary Voltage (kV) = 3.00
Cone Voltage (V) = 35.00
Cone Gas Flow (l/hr) = 50
Desolvation Gas Flow (l/hr) = 750

17L2314

Figure 2: **d3-N-MeFOSAA; LC/MS/MS Data (Selected MRM Transitions)**

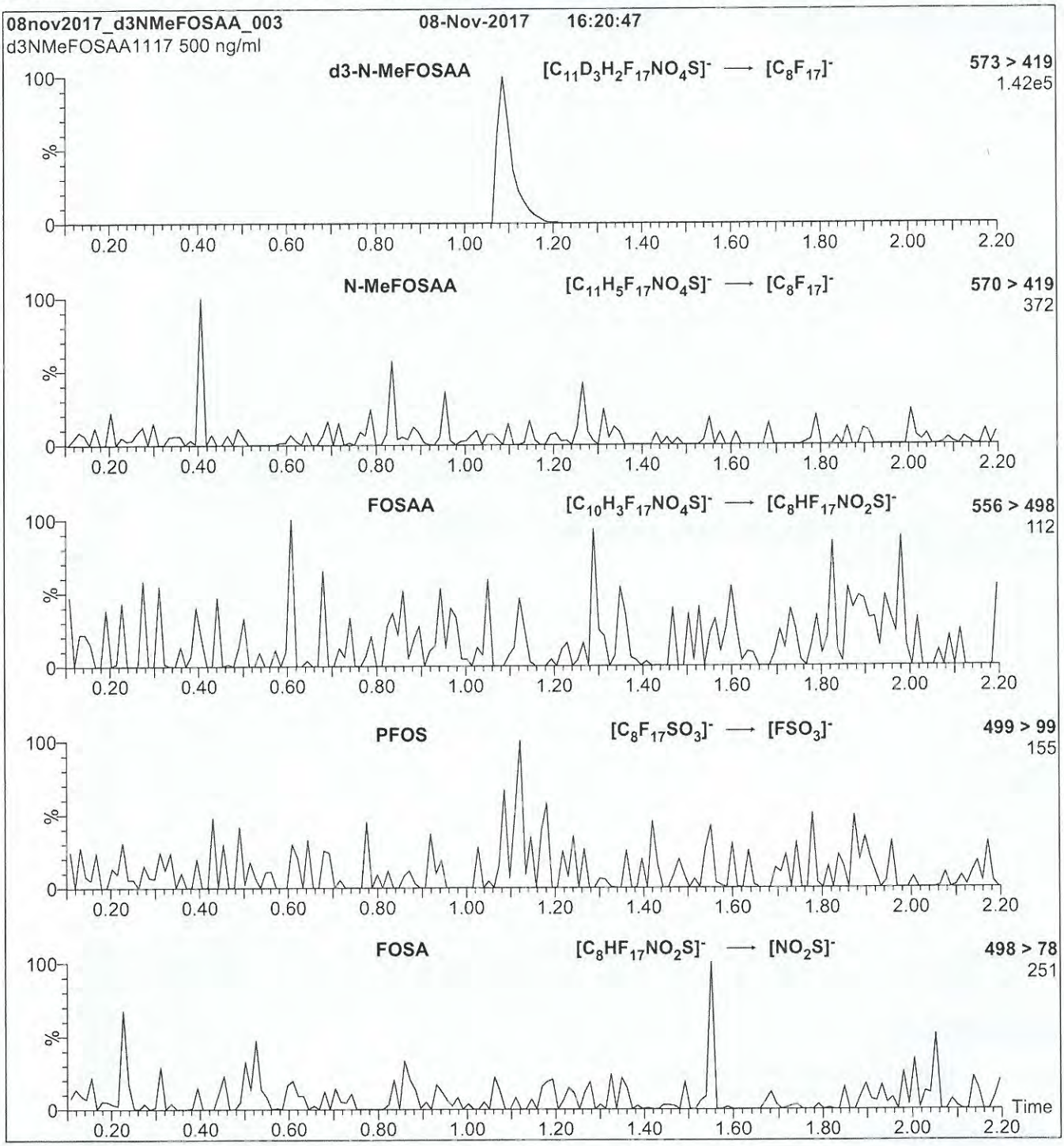

Conditions for Figure 2:

Injection: Direct loop injection
10 µl (500 ng/ml d3-N-MeFOSAA)

Mobile phase: Isocratic 80% (80:20 MeOH:ACN) / 20% H_2O
(both with 10 mM NH_4OAc buffer)

Flow: 300 µl/min

MS Parameters

Collision Gas (mbar) = 3.43e-3
Collision Energy (eV) = 20

17L2315

WELLINGTON LABORATORIES

CERTIFICATE OF ANALYSIS DOCUMENTATION

PRODUCT CODE: M3PFBA
COMPOUND: Perfluoro-n-[2,3,4-$^{13}C_3$]butanoic acid

LOT NUMBER: M3PFBA0516

STRUCTURE:

CAS #: Not available

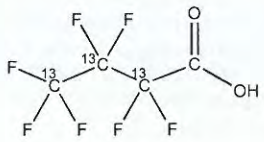

MOLECULAR FORMULA:	$^{13}C_3{}^{12}CHF_7O_2$	**MOLECULAR WEIGHT:**	217.02
CONCENTRATION:	50 ± 2.5 µg/ml	**SOLVENT(S):**	Methanol Water (<1%)
CHEMICAL PURITY:	>98%	**ISOTOPIC PURITY:**	≥99% ^{13}C (2,3,4-$^{13}C_3$)
LAST TESTED: (mm/dd/yyyy)	05/27/2016		
EXPIRY DATE: (mm/dd/yyyy)	05/27/2021		
RECOMMENDED STORAGE:	Store ampoule in a cool, dark place		

DOCUMENTATION/ DATA ATTACHED:

Figure 1: LC/MS Data (TIC and Mass Spectrum)
Figure 2: LC/MS/MS Data (Selected MRM Transitions)

ADDITIONAL INFORMATION:

- See page 2 for further details.
- Contains 4 mole eq. of NaOH to prevent conversion of the carboxylic acid to the methyl ester.
- Contains ~ 0.2% of perfluoro-n-[$^{13}C_3$]propanoic acid and also contains ~ 1.0% of perfluoro-n-[1,2,3,4-$^{13}C_4$]butanoic acid due to the naturally occurring isotopic abundance of ^{13}C in the unlabelled carbon atom.

FOR LABORATORY USE ONLY: NOT FOR HUMAN OR DRUG USE

Certified By: B.G. Chittim **Date:** 07/08/2016 (mm/dd/yyyy)

Wellington Laboratories Inc., 345 Southgate Dr. Guelph ON N1G 3M5 CANADA
519-822-2436 • Fax: 519-822-2849 • info@well-labs.com

17L2315

INTENDED USE:

The products prepared by Wellington Laboratories Inc. are for laboratory use only. This certified reference material (CRM) was designed to be used as a standard for the identification and/or quantification of the specific chemical compound it contains.

HAZARDS:

This product should only be used by qualified personnel familiar with its potential hazards and trained in the handling of hazardous chemicals. Due care should be exercised to prevent unnecessary human contact or ingestion. All procedures should be carried out in a well-functioning fume hood and suitable gloves, eye protection, and clothing should be worn at all times. Waste should be disposed of according to national and regional regulations. Safety Data Sheets (SDSs) are available upon request.

SYNTHESIS / CHARACTERIZATION:

Where possible, all of our products are synthesized using single-product unambiguous routes. They are then characterized, and their structures and purities confirmed, using a combination of the most relevant techniques, such as NMR, GC/MS, LC/MS/MS, SFC/UV/MS/MS, x-ray crystallography, and melting point. Isotopic purities of mass-labelled compounds are also confirmed using HRGC/HRMS and/or LC/MS/MS.

HOMOGENEITY:

Prior to solution preparation, crystalline material is tested for homogeneity using a variety of techniques (as stated above) and its solubility in a given diluent is taken into consideration. Duplicate solutions of a new product are prepared from the same crystalline lot and, after the addition of an appropriate internal standard, they are compared by GC/MS, LC/MS/MS and/or SFC/UV/MS/MS. The relative response factors of the analyte of interest in each solution are required to be <5% RSD. New solution lots of existing products are compared to older lots in the same manner, which further confirms the homogeneity of the crystalline material as well as the stability and homogeneity of the solutions in the storage containers.

UNCERTAINTY:

The maximum combined relative standard uncertainty of our reference standard solutions is calculated using the following equation:

The combined relative standard uncertainty, $u_c(y)$, of a value y and the uncertainty of the independent parameters $x_1, x_2, \ldots x_n$ on which it depends is:

$$u_c(y(x_1, x_2, \ldots x_n)) = \sqrt{\sum_{i=1}^{n} u(y, x_i)^2}$$

where x is expressed as a relative standard uncertainty of the individual parameter.

The individual uncertainties taken into account include those associated with weights (calibration of the balance) and volumes (calibration of the volumetric glassware). An expanded maximum combined percent relative uncertainty of ±5% (calculated with a coverage factor of 2 and a level of confidence of 95%) is stated on the Certificate of Analysis for all of our products.

TRACEABILITY:

All reference standard solutions are traceable to specific crystalline lots. The microbalances used for solution preparation are regularly tested by an external ISO/IEC 17025 accredited calibration company. In addition, their calibration is verified prior to each weighing using NIST and/or NRC traceable external weights. All volumetric glassware used is of Class A tolerance and has been tested according to the appropriate ASTM procedures, which are ultimately traceable to NIST. For certain products, traceability to international interlaboratory studies has also been established.

EXPIRY DATE / PERIOD OF VALIDITY:

Ongoing stability studies of this product have demonstrated stability in its composition and concentration, until the specified expiry date, in the unopened ampoule. Monitoring for any degradation or change in concentration of the listed analyte(s) is performed on a routine basis.

LIMITED WARRANTY:

At the time of shipment, all products are warranted to be free of defects in material and workmanship and to conform to the stated technical and purity specifications.

QUALITY MANAGEMENT:

This product was produced using a Quality Management System registered to the latest versions of ISO 9001 by SAI Global, ISO/IEC 17025 by the Canadian Association for Laboratory Accreditation Inc. (CALA; A 1226), and ISO GUIDE 34 by ANSI-ASQ National Accreditation Board (ANAB; AR-1523).

CALA Testing Accreditation No. A 1226

ANAB ACCREDITED REFERENCE MATERIAL PRODUCER

For additional information or assistance concerning this or any other products from Wellington Laboratories Inc., please visit our website at www.well-labs.com or contact us directly at info@well-labs.com

17L2315

Figure 1: **M3PFBA; LC/MS Data (TIC and Mass Spectrum)**

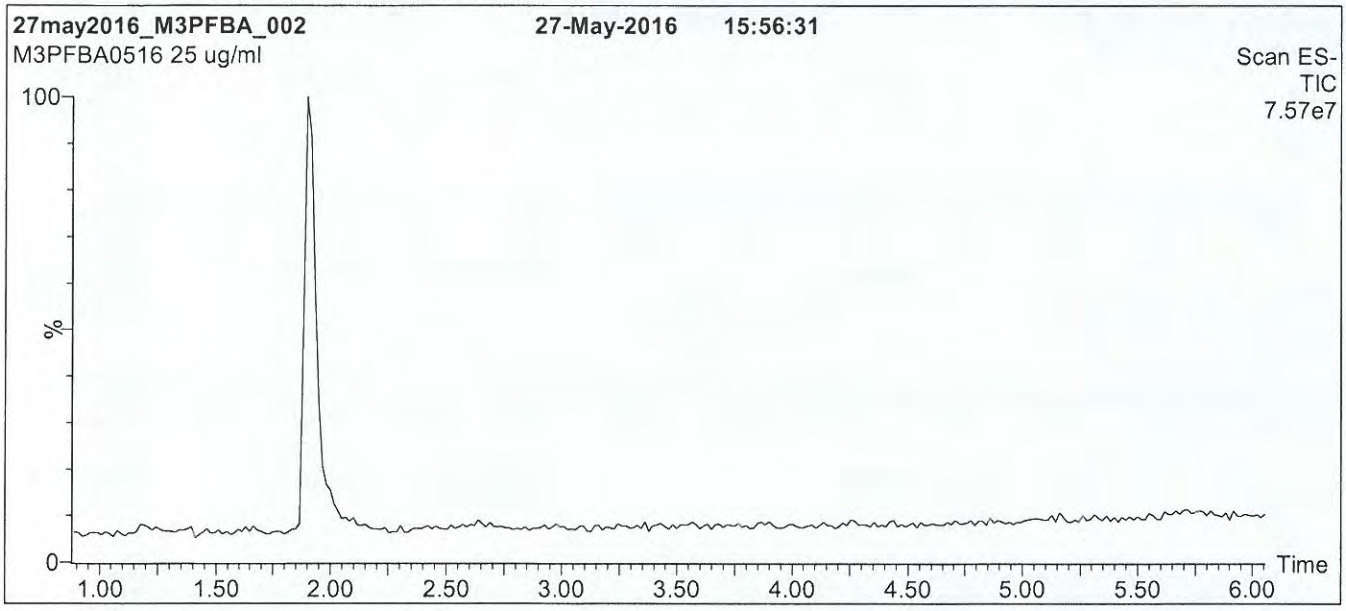

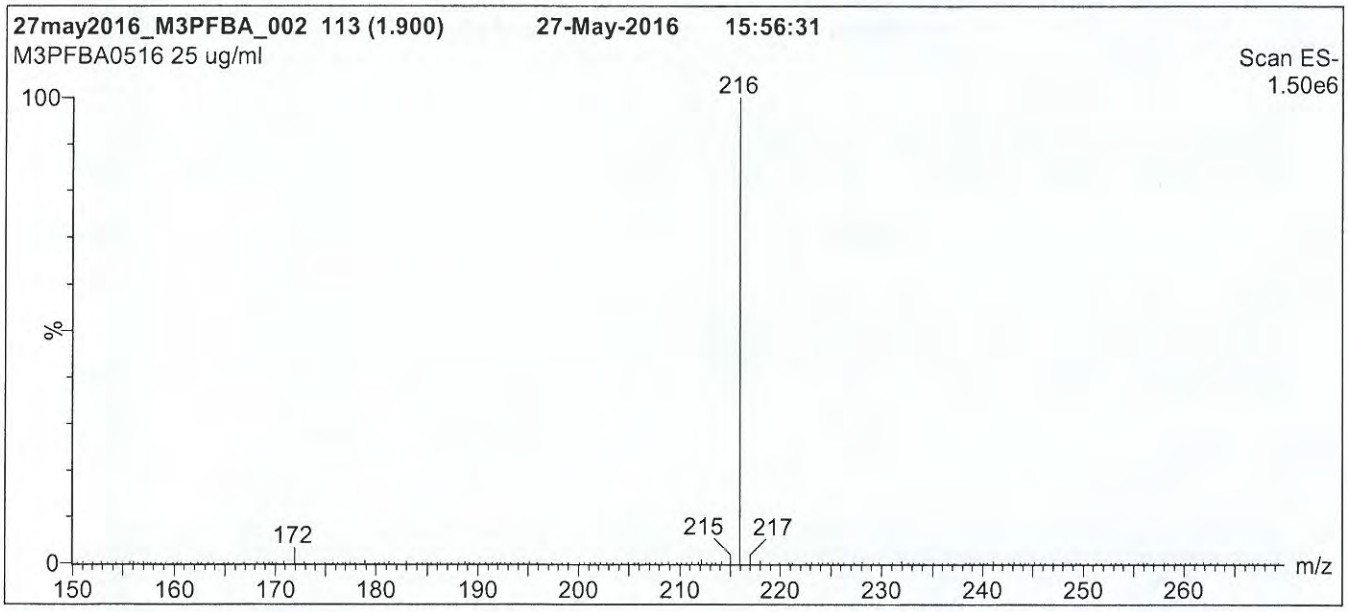

Conditions for Figure 1:

LC: **Waters Acquity Ultra Performance LC**
MS: **Micromass Quattro *micro* API MS**

Chromatographic Conditions

Column: Acquity UPLC BEH Shield RP_{18}
1.7 µm, 2.1 x 100 mm

Mobile phase: Gradient
Start: 30% (80:20 MeOH:ACN) / 70% H_2O
(both with 10 mM NH_4OAc buffer)
Ramp to 90% organic over 7 min and hold for 1.5 min before returning to initial conditions in 0.5 min.
Time: 10 min

Flow: 300 µl/min

MS Parameters

Experiment: Full Scan (150 - 850 amu)

Source: Electrospray (negative)
Capillary Voltage (kV) = 3.00
Cone Voltage (V) = 10.00
Cone Gas Flow (l/hr) = 100
Desolvation Gas Flow (l/hr) = 750

17L2315

Figure 2: **M3PFBA; LC/MS/MS Data (Selected MRM Transitions)**

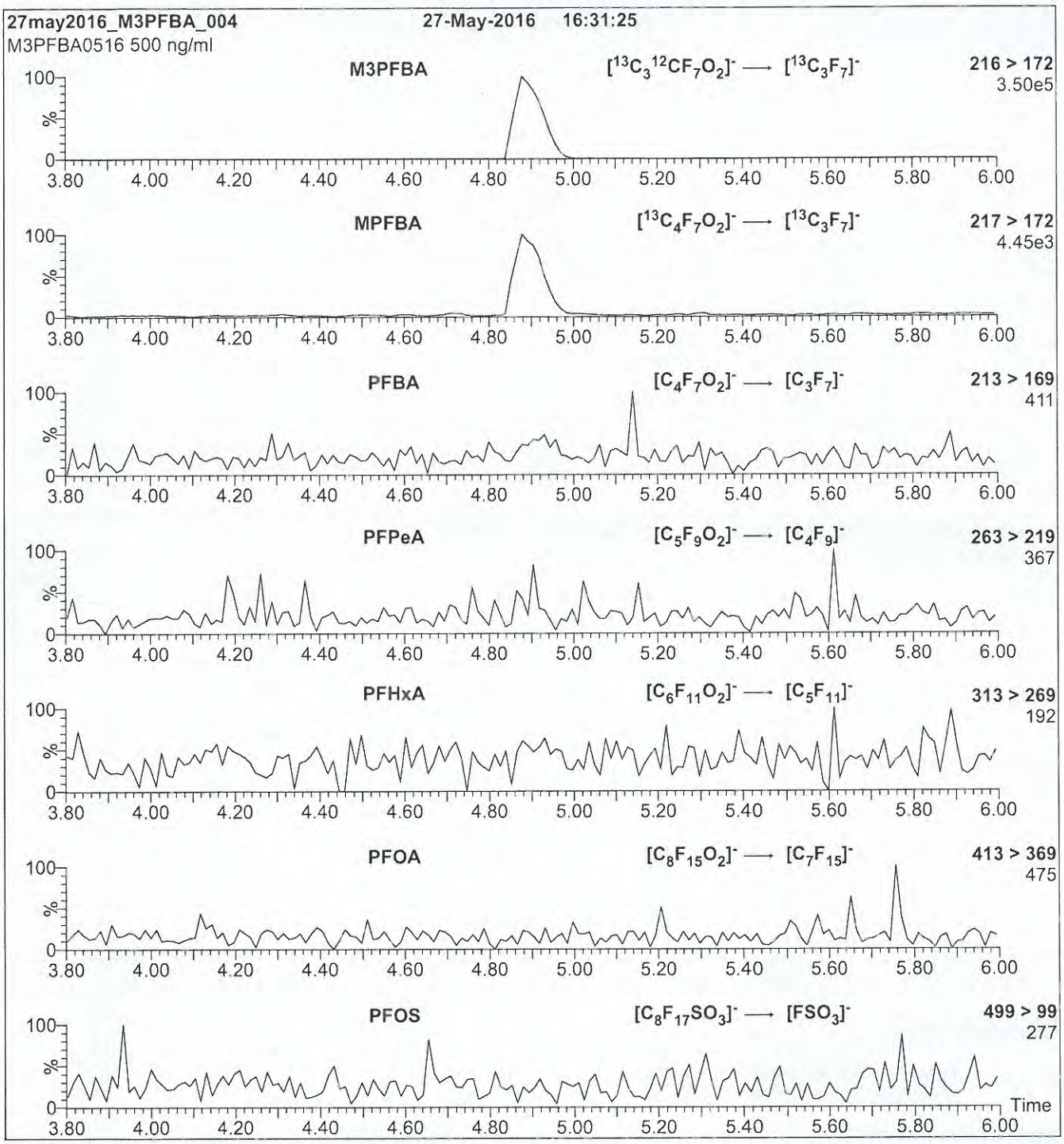

Conditions for Figure 2:

Injection: Direct loop injection
10 µl (500 ng/ml M3PFBA)

Mobile phase: Isocratic 80% (80:20 MeOH:ACN) / 20% H_2O
(both with 10 mM NH_4OAc buffer)

Flow: 300 µl/min

MS Parameters

Collision Gas (mbar) = 3.62e-3
Collision Energy (eV) = 10

17L2316

WELLINGTON LABORATORIES

CERTIFICATE OF ANALYSIS DOCUMENTATION

PRODUCT CODE: MPFDA
COMPOUND: Perfluoro-n-[1,2-$^{13}C_2$]decanoic acid

LOT NUMBER: MPFDA0717

STRUCTURE:

CAS #: Not available

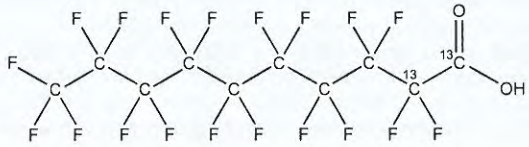

MOLECULAR FORMULA: $^{13}C_2{}^{12}C_8HF_{19}O_2$
CONCENTRATION: 50 ± 2.5 µg/ml

MOLECULAR WEIGHT: 516.07
SOLVENT(S): Methanol
Water (<1%)

CHEMICAL PURITY: >98%
LAST TESTED: (mm/dd/yyyy) 07/13/2017
EXPIRY DATE: (mm/dd/yyyy) 07/13/2022
RECOMMENDED STORAGE: Store ampoule in a cool, dark place

ISOTOPIC PURITY: ≥99% ^{13}C ($1,2\text{-}^{13}C_2$)

DOCUMENTATION/ DATA ATTACHED:

Figure 1: LC/MS Data (TIC and Mass Spectrum)
Figure 2: LC/MS/MS Data (Selected MRM Transitions)

ADDITIONAL INFORMATION:

- See page 2 for further details.
- Contains 4 mole eq. of NaOH to prevent conversion of the carboxylic acid to the methyl ester.
- Contains < 0.1% of $^{13}C_1$-PFNA.

FOR LABORATORY USE ONLY: NOT FOR HUMAN OR DRUG USE

Certified By: _____ **Date:** 07/14/2017 (mm/dd/yyyy)
B.G. Chittim, General Manager

Wellington Laboratories Inc., 345 Southgate Dr. Guelph ON N1G 3M5 CANADA
519-822-2436 • Fax: 519-822-2849 • info@well-labs.com

17L2316

INTENDED USE:

The products prepared by Wellington Laboratories Inc. are for laboratory use only. This certified reference material (CRM) was designed to be used as a standard for the identification and/or quantification of the specific chemical compound it contains.

HAZARDS:

This product should only be used by qualified personnel familiar with its potential hazards and trained in the handling of hazardous chemicals. Due care should be exercised to prevent unnecessary human contact or ingestion. All procedures should be carried out in a well-functioning fume hood and suitable gloves, eye protection, and clothing should be worn at all times. Waste should be disposed of according to national and regional regulations. Safety Data Sheets (SDSs) are available upon request.

SYNTHESIS / CHARACTERIZATION:

Where possible, all of our products are synthesized using single-product unambiguous routes. They are then characterized, and their structures and purities confirmed, using a combination of the most relevant techniques, such as NMR, GC/MS, LC/MS/MS, SFC/UV/MS/MS, x-ray crystallography, and melting point. Isotopic purities of mass-labelled compounds are also confirmed using HRGC/HRMS and/or LC/MS/MS.

HOMOGENEITY:

Prior to solution preparation, crystalline material is tested for homogeneity using a variety of techniques (as stated above) and its solubility in a given diluent is taken into consideration. Duplicate solutions of a new product are prepared from the same crystalline lot and, after the addition of an appropriate internal standard, they are compared by GC/MS, LC/MS/MS and/or SFC/UV/MS/MS. The relative response factors of the analyte of interest in each solution are required to be <5% RSD. New solution lots of existing products are compared to older lots in the same manner, which further confirms the homogeneity of the crystalline material as well as the stability and homogeneity of the solutions in the storage containers. In order to maintain the integrity of the assigned value(s), and associated uncertainty, the dilution or injection of a subsample of this product should be performed using calibrated measuring equipment.

UNCERTAINTY:

The maximum combined relative standard uncertainty of our reference standard solutions is calculated using the following equation:

The combined relative standard uncertainty, $u_c(y)$, of a value y and the uncertainty of the independent parameters $x_1, x_2, \ldots x_n$ on which it depends is:

$$u_c(y(x_1, x_2, \ldots x_n)) = \sqrt{\sum_{i=1}^{n} u(y, x_i)^2}$$

where x is expressed as a relative standard uncertainty of the individual parameter.

The individual uncertainties taken into account include those associated with weights (calibration of the balance) and volumes (calibration of the volumetric glassware). An expanded maximum combined percent relative uncertainty of ±5% (calculated with a coverage factor of 2 and a level of confidence of 95%) is stated on the Certificate of Analysis for all of our products.

TRACEABILITY:

All reference standard solutions are traceable to specific crystalline lots. The microbalances used for solution preparation are regularly tested by an external ISO/IEC 17025 accredited calibration company. In addition, their calibration is verified prior to each weighing using calibrated NIST and/or NRC traceable external weights. All volumetric glassware used is calibrated, of Class A tolerance, and has been tested according to the appropriate ASTM procedures, which are ultimately traceable to NIST. For certain products, traceability to international interlaboratory studies has also been established.

EXPIRY DATE / PERIOD OF VALIDITY:

Ongoing stability studies of this product have demonstrated stability in its composition and concentration, until the specified expiry date, in the unopened ampoule. Monitoring for any degradation or change in concentration of the listed analyte(s) is performed on a routine basis.

LIMITED WARRANTY:

At the time of shipment, all products are warranted to be free of defects in material and workmanship and to conform to the stated technical and purity specifications.

QUALITY MANAGEMENT:

This product was produced using a Quality Management System registered to the latest versions of ISO 9001 by SAI Global, ISO/IEC 17025 by the Canadian Association for Laboratory Accreditation Inc. (CALA; A 1226), and ISO GUIDE 34 by ANSI-ASQ National Accreditation Board (ANAB; AR-1523).

CALA

ANAB ACCREDITED

For additional information or assistance concerning this or any other products from Wellington Laboratories Inc., please visit our website at www.well-labs.com or contact us directly at info@well-labs.com

17L236

Figure 1: **MPFDA; LC/MS Data (TIC and Mass Spectrum)**

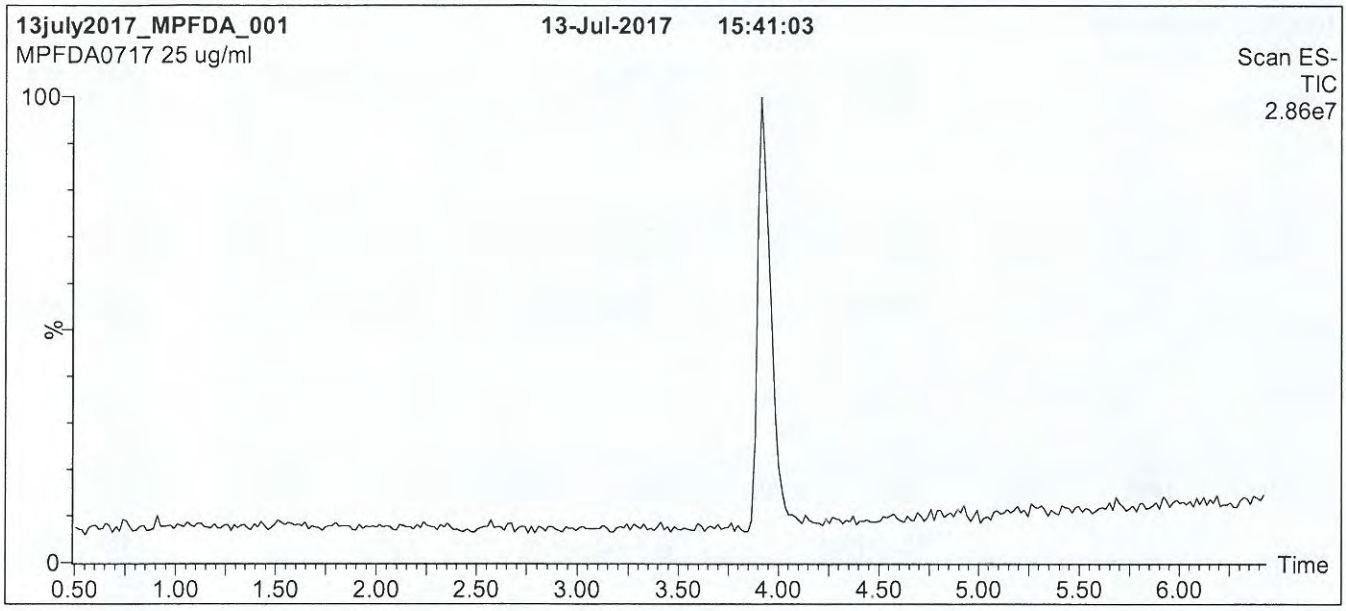

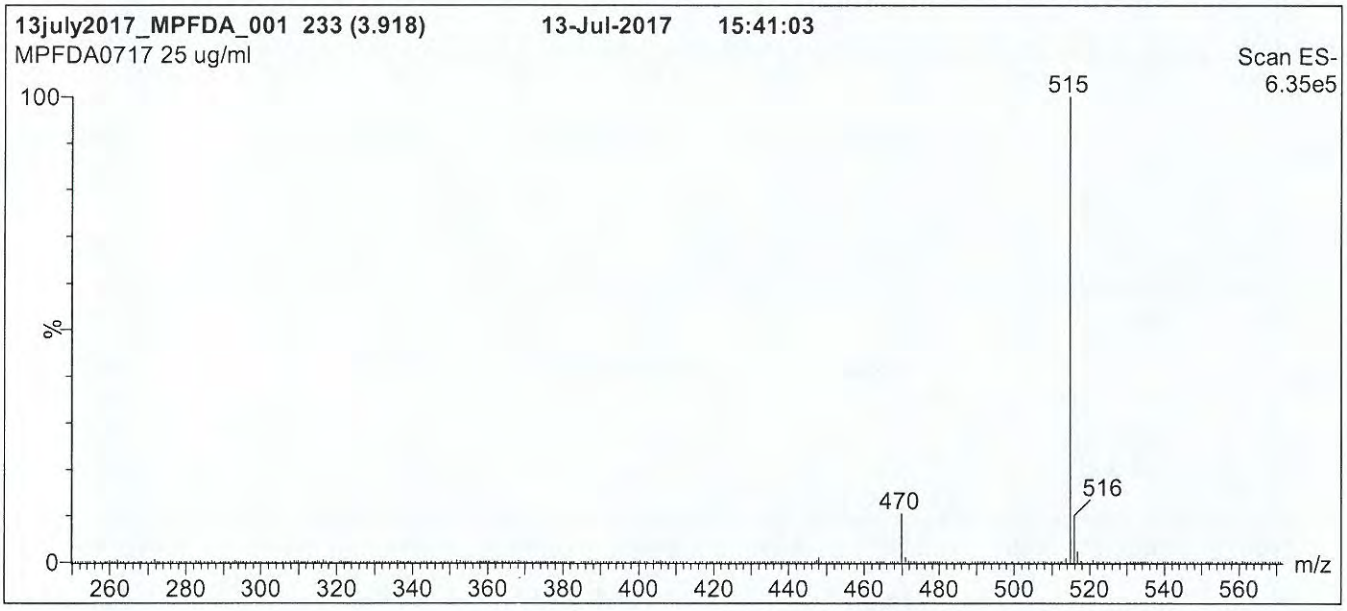

Conditions for Figure 1:

LC: **Waters Acquity Ultra Performance LC**
MS: **Micromass Quattro *micro* API MS**

Chromatographic Conditions

Column: Acquity UPLC BEH Shield RP_{18}
1.7 µm, 2.1 x 100 mm

Mobile phase: Gradient
Start: 55% (80:20 MeOH:ACN) / 45% H_2O
(both with 10 mM NH_4OAc buffer)
Ramp to 90% organic over 7 min and hold for 2 min before returning to initial conditions in 0.5 min.
Time: 10 min

Flow: 300 µl/min

MS Parameters

Experiment: Full Scan (250 - 850 amu)

Source: Electrospray (negative)
Capillary Voltage (kV) = 3.00
Cone Voltage (V) = 15.00
Cone Gas Flow (l/hr) = 50
Desolvation Gas Flow (l/hr) = 750

17L2316

Figure 2: **MPFDA; LC/MS/MS Data (Selected MRM Transitions)**

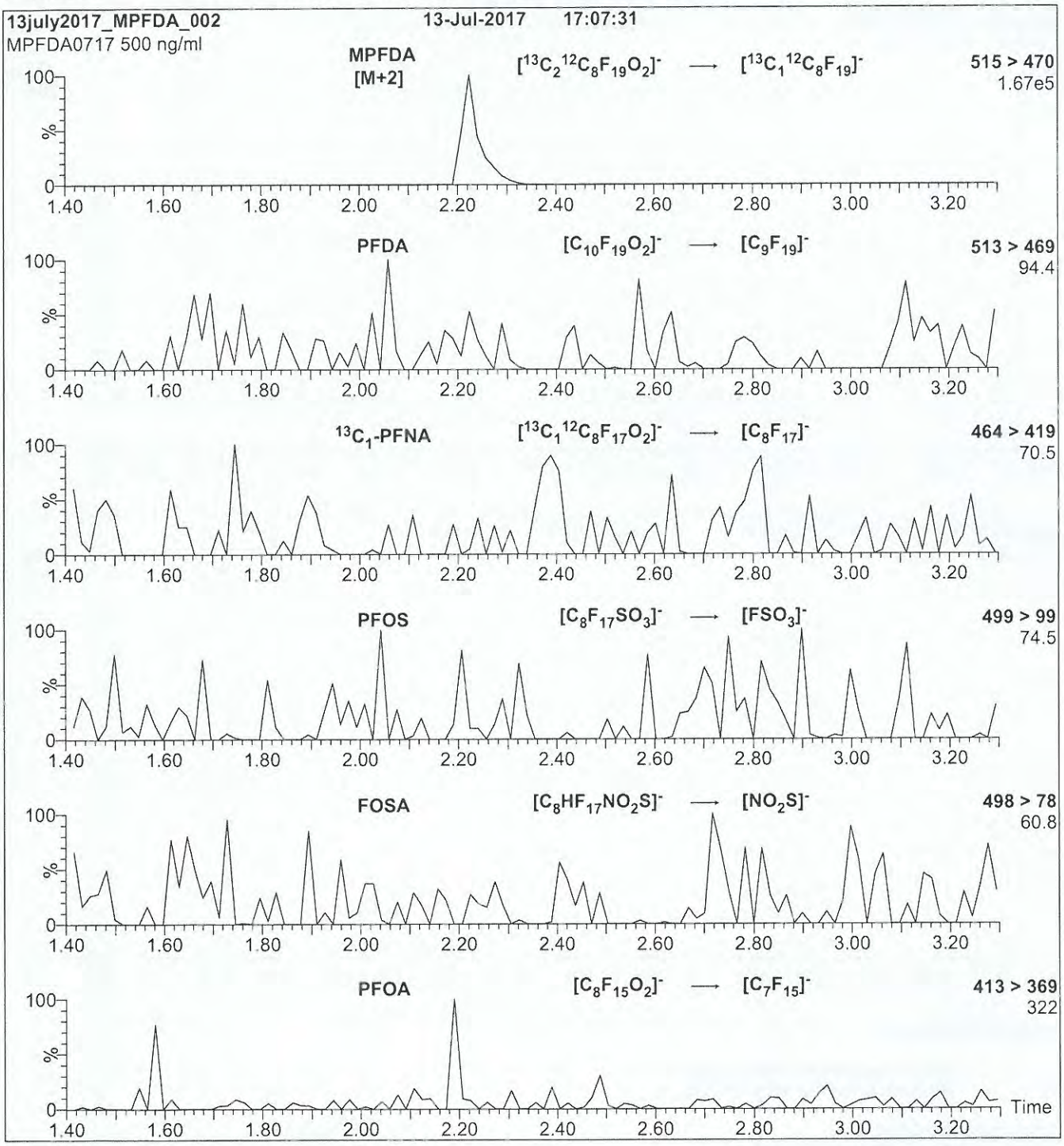

Conditions for Figure 2:

Injection: Direct loop injection
10 µl (500 ng/ml MPFDA)

Mobile phase: Isocratic 80% (80:20 MeOH:ACN) / 20% H_2O
(both with 10 mM NH_4OAc buffer)

Flow: 300 µl/min

MS Parameters

Collision Gas (mbar) = 3.17e-3
Collision Energy (eV) = 13

172317

WELLINGTON LABORATORIES

CERTIFICATE OF ANALYSIS
DOCUMENTATION

PRODUCT CODE: M2-8:2FTS **LOT NUMBER:** M282FTS0717

COMPOUND: Sodium 1H,1H,2H,2H-perfluoro-[1,2-$^{13}C_2$]decane sulfonate

STRUCTURE: **CAS #:** Not available

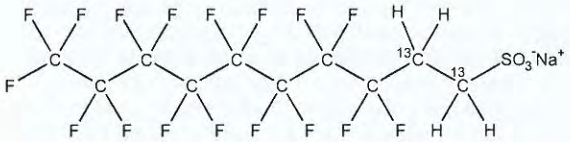

MOLECULAR FORMULA:	$^{13}C_2{}^{12}C_8H_4F_{17}SO_3Na$	**MOLECULAR WEIGHT:**	552.15
CONCENTRATION:	50.0 ± 2.5 µg/ml (Na salt)	**SOLVENT(S):**	Methanol
	47.9 ± 2.4 µg/ml (M2-8:2FTS anion)		
CHEMICAL PURITY:	>98%	**ISOTOPIC PURITY:**	≥99% ^{13}C ($1,2\text{-}^{13}C_2$)
LAST TESTED: (mm/dd/yyyy)	07/05/2017		
EXPIRY DATE: (mm/dd/yyyy)	07/05/2022		
RECOMMENDED STORAGE:	Refrigerate ampoule		

DOCUMENTATION/ DATA ATTACHED:

Figure 1: LC/MS Data (TIC and Mass Spectrum)
Figure 2: LC/MS/MS Data (Selected MRM Transitions)

ADDITIONAL INFORMATION:

- See page 2 for further details.
- The native 8:2FTS contains 4.22% of ^{34}S (due to natural isotopic abundance) therefore both native 8:2FTS and M2-8:2FTS will produce signals in the m/z 529 to m/z 509 channel during SRM analysis. We recommend using the m/z 529 to m/z 81 transition to monitor for M2-8:2FTS during quantitative analysis as it will be free of any native contribution (see Figure 2).

FOR LABORATORY USE ONLY: NOT FOR HUMAN OR DRUG USE

Certified By: _____ **Date:** 07/07/2017 (mm/dd/yyyy)
B.G. Chittim, General Manager

Wellington Laboratories Inc., 345 Southgate Dr. Guelph ON N1G 3M5 CANADA
519-822-2436 • Fax: 519-822-2849 • info@well-labs.com

17L2317

INTENDED USE:

The products prepared by Wellington Laboratories Inc. are for laboratory use only. This certified reference material (CRM) was designed to be used as a standard for the identification and/or quantification of the specific chemical compound it contains.

HAZARDS:

This product should only be used by qualified personnel familiar with its potential hazards and trained in the handling of hazardous chemicals. Due care should be exercised to prevent unnecessary human contact or ingestion. All procedures should be carried out in a well-functioning fume hood and suitable gloves, eye protection, and clothing should be worn at all times. Waste should be disposed of according to national and regional regulations. Safety Data Sheets (SDSs) are available upon request.

SYNTHESIS / CHARACTERIZATION:

Where possible, all of our products are synthesized using single-product unambiguous routes. They are then characterized, and their structures and purities confirmed, using a combination of the most relevant techniques, such as NMR, GC/MS, LC/MS/MS, SFC/UV/MS/MS, x-ray crystallography, and melting point. Isotopic purities of mass-labelled compounds are also confirmed using HRGC/HRMS and/or LC/MS/MS.

HOMOGENEITY:

Prior to solution preparation, crystalline material is tested for homogeneity using a variety of techniques (as stated above) and its solubility in a given diluent is taken into consideration. Duplicate solutions of a new product are prepared from the same crystalline lot and, after the addition of an appropriate internal standard, they are compared by GC/MS, LC/MS/MS and/or SFC/UV/MS/MS. The relative response factors of the analyte of interest in each solution are required to be <5% RSD. New solution lots of existing products are compared to older lots in the same manner, which further confirms the homogeneity of the crystalline material as well as the stability and homogeneity of the solutions in the storage containers. In order to maintain the integrity of the assigned value(s), and associated uncertainty, the dilution or injection of a subsample of this product should be performed using calibrated measuring equipment.

UNCERTAINTY:

The maximum combined relative standard uncertainty of our reference standard solutions is calculated using the following equation:

The combined relative standard uncertainty, $u_c(y)$, of a value y and the uncertainty of the independent parameters $x_1, x_2, \ldots x_n$ on which it depends is:

$$u_c\left(y(x_1, x_2, \ldots x_n)\right) = \sqrt{\sum_{i=1}^{n} u(y, x_i)^2}$$

where x is expressed as a relative standard uncertainty of the individual parameter.

The individual uncertainties taken into account include those associated with weights (calibration of the balance) and volumes (calibration of the volumetric glassware). An expanded maximum combined percent relative uncertainty of ±5% (calculated with a coverage factor of 2 and a level of confidence of 95%) is stated on the Certificate of Analysis for all of our products.

TRACEABILITY:

All reference standard solutions are traceable to specific crystalline lots. The microbalances used for solution preparation are regularly tested by an external ISO/IEC 17025 accredited calibration company. In addition, their calibration is verified prior to each weighing using calibrated NIST and/or NRC traceable external weights. All volumetric glassware used is calibrated, of Class A tolerance, and has been tested according to the appropriate ASTM procedures, which are ultimately traceable to NIST. For certain products, traceability to international interlaboratory studies has also been established.

EXPIRY DATE / PERIOD OF VALIDITY:

Ongoing stability studies of this product have demonstrated stability in its composition and concentration, until the specified expiry date, in the unopened ampoule. Monitoring for any degradation or change in concentration of the listed analyte(s) is performed on a routine basis.

LIMITED WARRANTY:

At the time of shipment, all products are warranted to be free of defects in material and workmanship and to conform to the stated technical and purity specifications.

QUALITY MANAGEMENT:

This product was produced using a Quality Management System registered to the latest versions of ISO 9001 by SAI Global, ISO/IEC 17025 by the Canadian Association for Laboratory Accreditation Inc. (CALA; A 1226), and ISO GUIDE 34 by ANSI-ASQ National Accreditation Board (ANAB; AR-1523).

CALA

ANAB ACCREDITED

For additional information or assistance concerning this or any other products from Wellington Laboratories Inc., please visit our website at www.well-labs.com or contact us directly at info@well-labs.com

172317

Figure 1: **M2-8:2FTS; LC/MS Data (TIC and Mass Spectrum)**

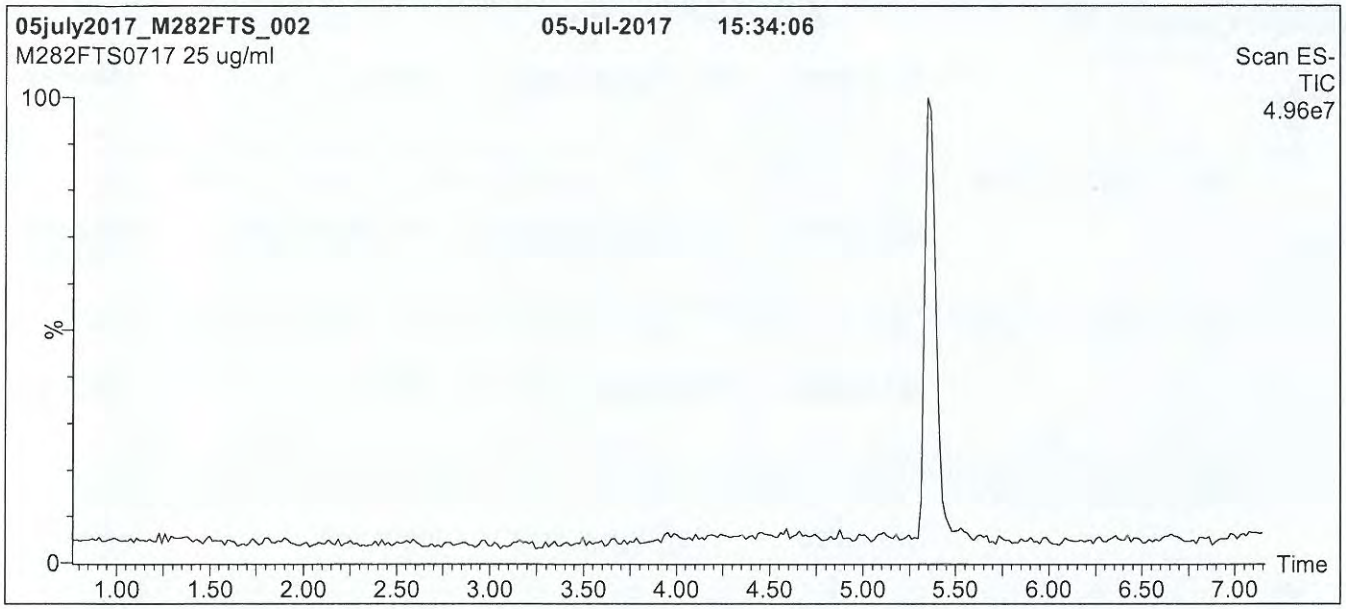

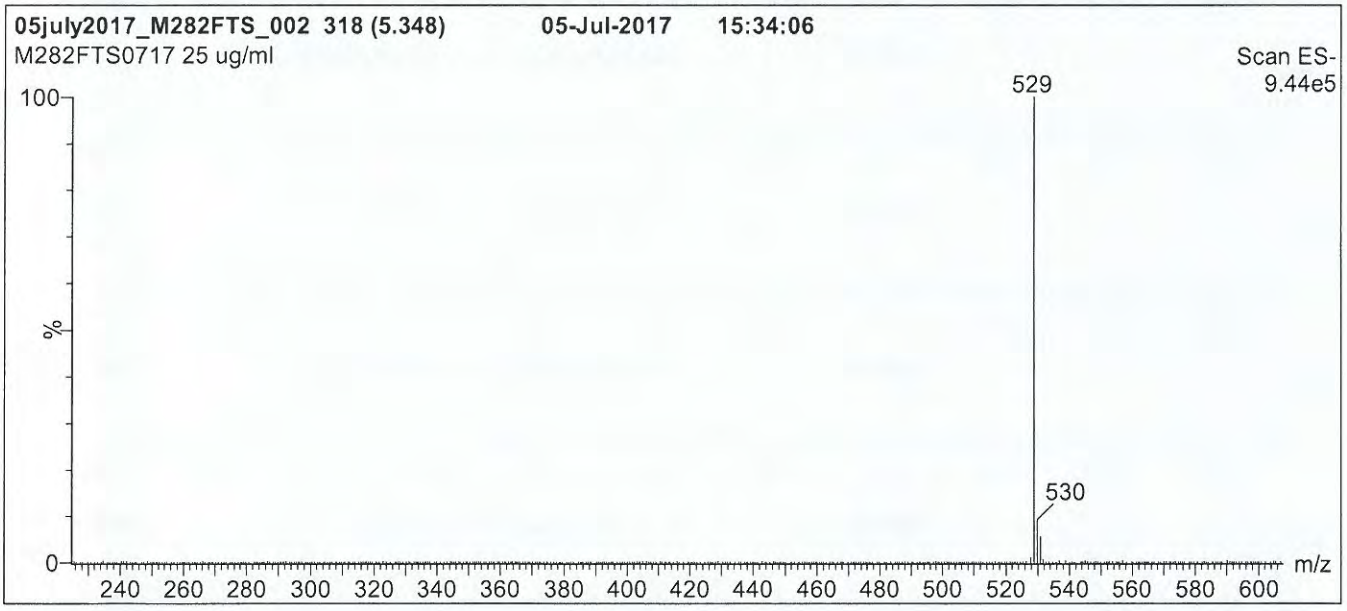

Conditions for Figure 1:

LC: **Waters Acquity Ultra Performance LC**
MS: **Micromass Quattro *micro* API MS**

Chromatographic Conditions

Column: Acquity UPLC BEH Shield RP_{18}
1.7 µm, 2.1 x 100 mm

Mobile phase: Gradient
Start: 55% (80:20 MeOH:ACN) / 45% H_2O
(both with 10 mM NH_4OAc buffer)
Ramp to 90% organic over 7.5 min and hold for 1.5 min
before returning to initial conditions in 0.5 min.
Time: 10 min

Flow: 300 µl/min

MS Parameters

Experiment: Full Scan (225 - 850 amu)

Source:Electrospray (negative)
Capillary Voltage (kV) = 3.00
Cone Voltage (V) = 30.00
Cone Gas Flow (l/hr) = 100
Desolvation Gas Flow (l/hr) = 750

17L2317

Figure 2: **M2-8:2FTS; LC/MS/MS Data (Selected MRM Transitions)**

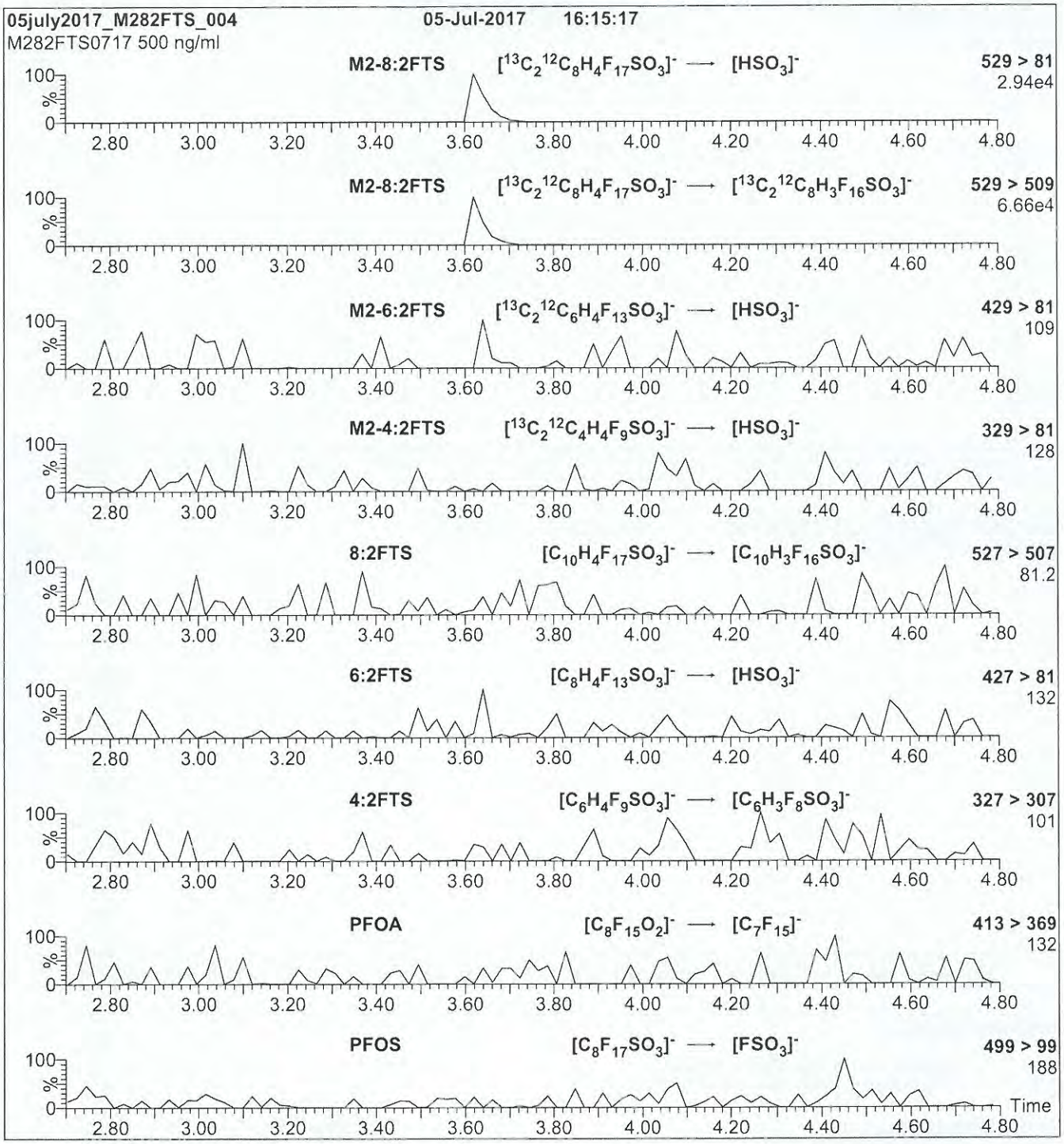

Conditions for Figure 2:

Injection: Direct loop injection
10 µl (500 ng/ml M2-8:2FTS)

Mobile phase: Isocratic 80% (80:20 MeOH:ACN) / 20% H_2O
(both with 10 mM NH_4OAc buffer)

Flow: 300 µl/min

MS Parameters

Collision Gas (mbar) = 3.50e-3
Collision Energy (eV) = 30

1762318

WELLINGTON LABORATORIES

CERTIFICATE OF ANALYSIS DOCUMENTATION

PRODUCT CODE: M2-6:2FTS **LOT NUMBER:** M262FTS0217

COMPOUND: Sodium 1H,1H,2H,2H-perfluoro-[1,2-$^{13}C_2$]octane sulfonate

STRUCTURE: **CAS #:** Not available

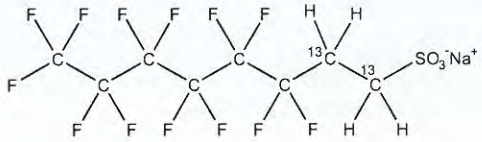

MOLECULAR FORMULA:	$^{13}C_2{}^{12}C_6H_4F_{13}SO_3Na$	**MOLECULAR WEIGHT:**	452.13
CONCENTRATION:	50.0 ± 2.5 µg/ml (Na salt)	**SOLVENT(S):**	Methanol
	47.5 ± 2.4 µg/ml (M2-6:2FTS anion)		
CHEMICAL PURITY:	>98%	**ISOTOPIC PURITY:**	≥99% ^{13}C ($1,2\text{-}^{13}C_2$)
LAST TESTED: (mm/dd/yyyy)	02/17/2017		
EXPIRY DATE: (mm/dd/yyyy)	02/17/2022		
RECOMMENDED STORAGE:	Refrigerate ampoule		

DOCUMENTATION/ DATA ATTACHED:

Figure 1: LC/MS Data (TIC and Mass Spectrum)
Figure 2: LC/MS/MS Data (Selected MRM Transitions)

ADDITIONAL INFORMATION:

- See page 2 for further details.
- The native 6:2FTS contains 4.22% of ^{34}S (due to natural isotopic abundance) therefore both native 6:2FTS and M2-6:2FTS will produce signals in the m/z 429 to m/z 409 channel during SRM analysis. We recommend using the m/z 429 to m/z 81 transition to monitor for M2-6:2FTS during quantitative analysis as it will be free of any native contribution (see Figure 2).

FOR LABORATORY USE ONLY: NOT FOR HUMAN OR DRUG USE

Certified By: B.G. Chittim **Date:** 02/24/2017 (mm/dd/yyyy)

Wellington Laboratories Inc., 345 Southgate Dr. Guelph ON N1G 3M5 CANADA
519-822-2436 • Fax: 519-822-2849 • info@well-labs.com

17L2318

INTENDED USE:

The products prepared by Wellington Laboratories Inc. are for laboratory use only. This certified reference material (CRM) was designed to be used as a standard for the identification and/or quantification of the specific chemical compound it contains.

HAZARDS:

This product should only be used by qualified personnel familiar with its potential hazards and trained in the handling of hazardous chemicals. Due care should be exercised to prevent unnecessary human contact or ingestion. All procedures should be carried out in a well-functioning fume hood and suitable gloves, eye protection, and clothing should be worn at all times. Waste should be disposed of according to national and regional regulations. Safety Data Sheets (SDSs) are available upon request.

SYNTHESIS / CHARACTERIZATION:

Where possible, all of our products are synthesized using single-product unambiguous routes. They are then characterized, and their structures and purities confirmed, using a combination of the most relevant techniques, such as NMR, GC/MS, LC/MS/MS, SFC/UV/MS/MS, x-ray crystallography, and melting point. Isotopic purities of mass-labelled compounds are also confirmed using HRGC/HRMS and/or LC/MS/MS.

HOMOGENEITY:

Prior to solution preparation, crystalline material is tested for homogeneity using a variety of techniques (as stated above) and its solubility in a given diluent is taken into consideration. Duplicate solutions of a new product are prepared from the same crystalline lot and, after the addition of an appropriate internal standard, they are compared by GC/MS, LC/MS/MS and/or SFC/UV/MS/MS. The relative response factors of the analyte of interest in each solution are required to be <5% RSD. New solution lots of existing products are compared to older lots in the same manner, which further confirms the homogeneity of the crystalline material as well as the stability and homogeneity of the solutions in the storage containers.

UNCERTAINTY:

The maximum combined relative standard uncertainty of our reference standard solutions is calculated using the following equation:

The combined relative standard uncertainty, $u_c(y)$, of a value y and the uncertainty of the independent parameters $x_1, x_2, \ldots x_n$ on which it depends is:

$$u_c(y(x_1, x_2, \ldots x_n)) = \sqrt{\sum_{i=1}^{n} u(y, x_i)^2}$$

where x is expressed as a relative standard uncertainty of the individual parameter.

The individual uncertainties taken into account include those associated with weights (calibration of the balance) and volumes (calibration of the volumetric glassware). An expanded maximum combined percent relative uncertainty of ±5% (calculated with a coverage factor of 2 and a level of confidence of 95%) is stated on the Certificate of Analysis for all of our products.

TRACEABILITY:

All reference standard solutions are traceable to specific crystalline lots. The microbalances used for solution preparation are regularly tested by an external ISO/IEC 17025 accredited calibration company. In addition, their calibration is verified prior to each weighing using NIST and/or NRC traceable external weights. All volumetric glassware used is of Class A tolerance and has been tested according to the appropriate ASTM procedures, which are ultimately traceable to NIST. For certain products, traceability to international interlaboratory studies has also been established.

EXPIRY DATE / PERIOD OF VALIDITY:

Ongoing stability studies of this product have demonstrated stability in its composition and concentration, until the specified expiry date, in the unopened ampoule. Monitoring for any degradation or change in concentration of the listed analyte(s) is performed on a routine basis.

LIMITED WARRANTY:

At the time of shipment, all products are warranted to be free of defects in material and workmanship and to conform to the stated technical and purity specifications.

QUALITY MANAGEMENT:

This product was produced using a Quality Management System registered to the latest versions of ISO 9001 by SAI Global, ISO/IEC 17025 by the Canadian Association for Laboratory Accreditation Inc. (CALA; A 1226), and ISO GUIDE 34 by ANSI-ASQ National Accreditation Board (ANAB; AR-1523).

CALA

ANAB ACCREDITED

For additional information or assistance concerning this or any other products from Wellington Laboratories Inc., please visit our website at www.well-labs.com or contact us directly at info@well-labs.com

17L2318

Figure 1: **M2-6:2FTS; LC/MS Data (TIC and Mass Spectrum)**

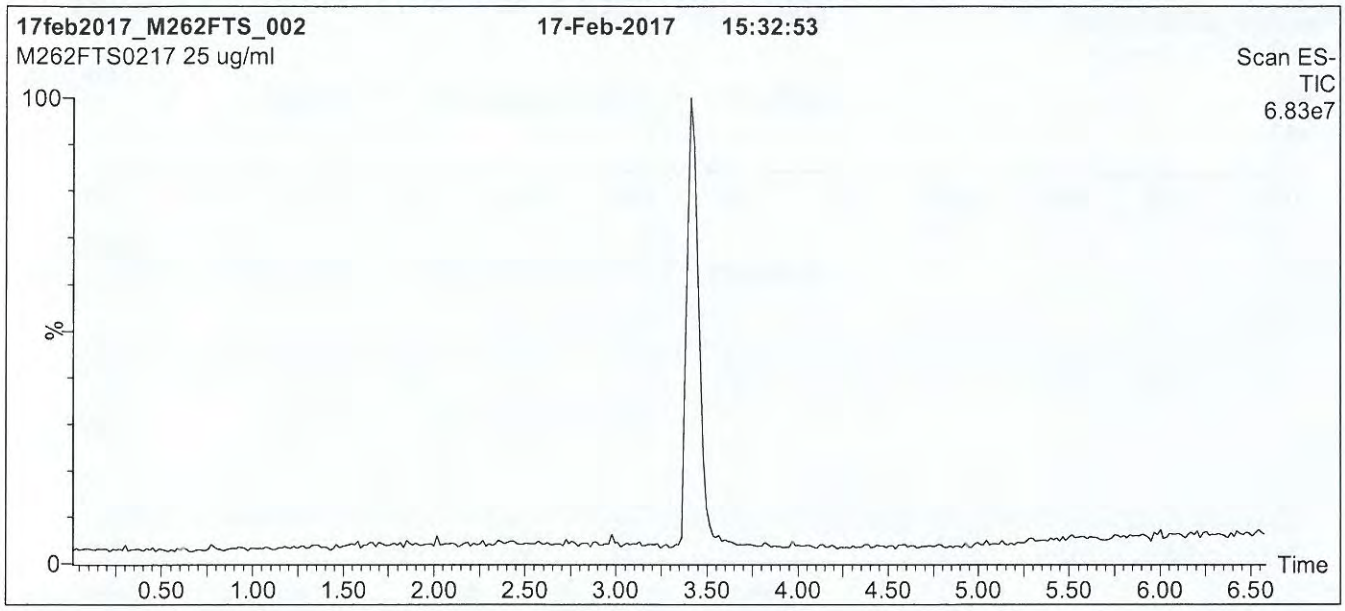

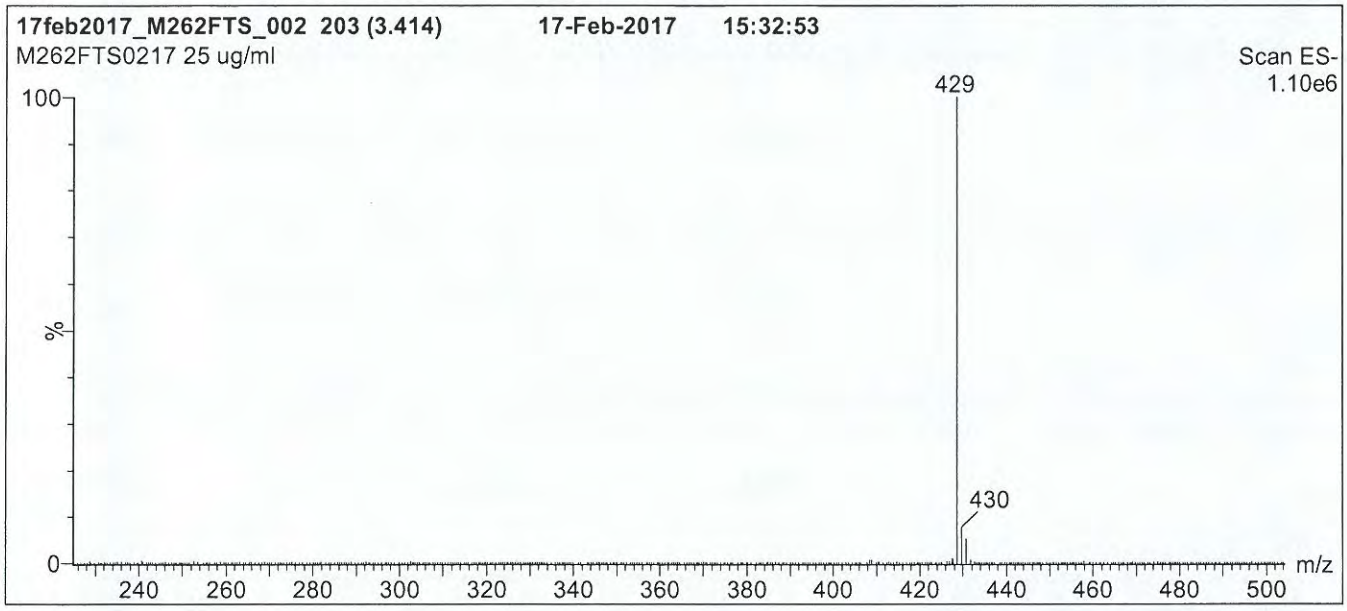

Conditions for Figure 1:

LC: **Waters Acquity Ultra Performance LC**
MS: **Micromass Quattro *micro* API MS**

Chromatographic Conditions

Column: Acquity UPLC BEH Shield RP_{18}
1.7 µm, 2.1 x 100 mm

Mobile phase: Gradient
Start: 50% (80:20 MeOH:ACN) / 50% H_2O
(both with 10 mM NH_4OAc buffer)
Ramp to 90% organic over 8 min and hold for 1 min
before returning to initial conditions in 0.5 min.
Time: 10 min

Flow: 300 µl/min

MS Parameters

Experiment: Full Scan (225 - 850 amu)

Source:Electrospray (negative)
Capillary Voltage (kV) = 3.00
Cone Voltage (V) = 30.00
Cone Gas Flow (l/hr) = 50
Desolvation Gas Flow (l/hr) = 750

17L2318

Figure 2: **M2-6:2FTS; LC/MS/MS Data (Selected MRM Transitions)**

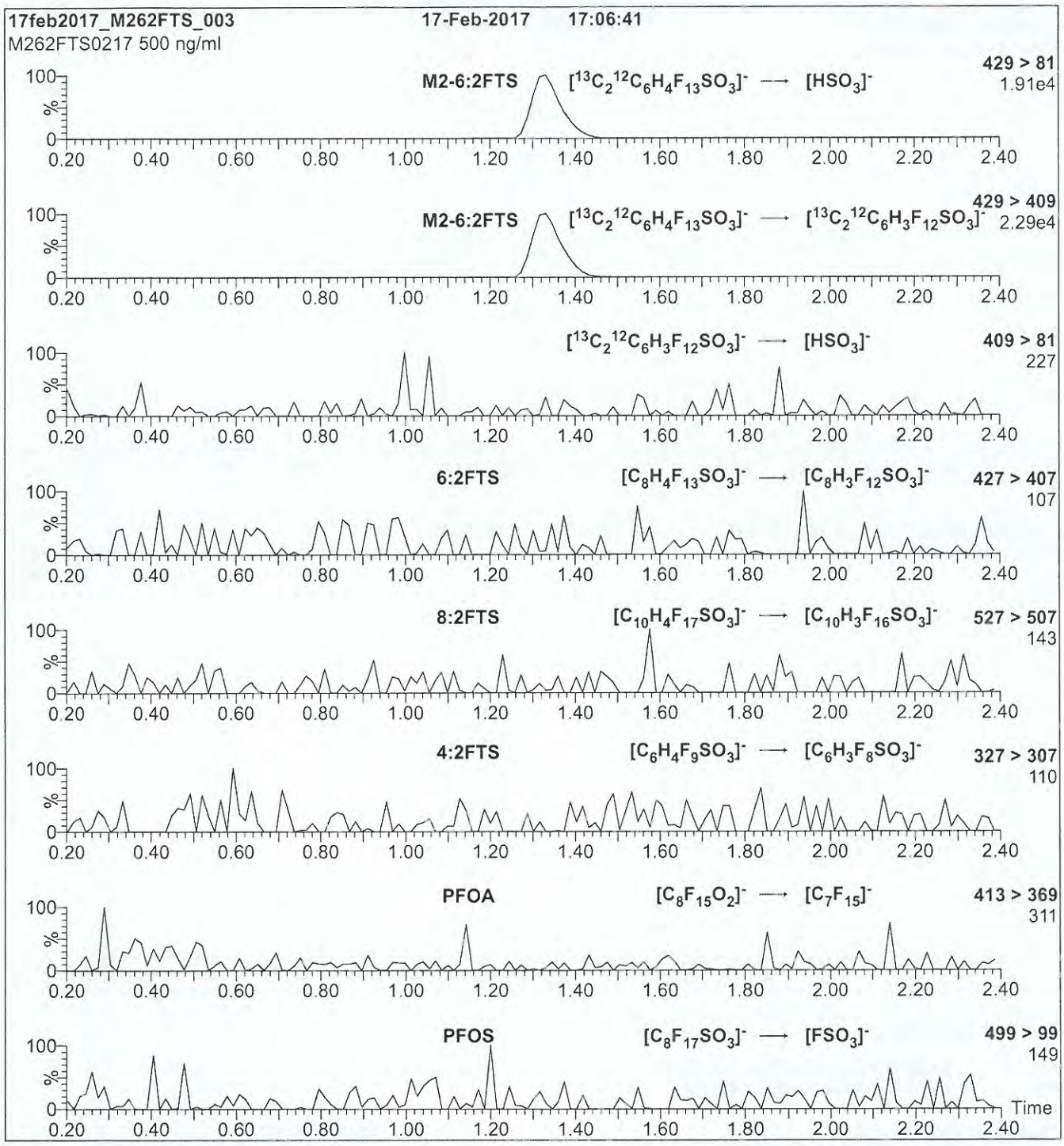

Conditions for Figure 2:

Injection: Direct loop injection
10 µl (500 ng/ml M2-6:2FTS)

Mobile phase: Isocratic 80% (80:20 MeOH:ACN) / 20% H_2O
(both with 10 mM NH_4OAc buffer)

Flow: 300 µl/min

MS Parameters

Collision Gas (mbar) = 3.39e-3
Collision Energy (eV) = 25

17L2319

WELLINGTON LABORATORIES

CERTIFICATE OF ANALYSIS
DOCUMENTATION

PRODUCT CODE:	MPFUdA	**LOT NUMBER:**	MPFUdA1116
COMPOUND:	Perfluoro-n-[1,2-$^{13}C_2$]undecanoic acid		
STRUCTURE:		**CAS #:**	Not available

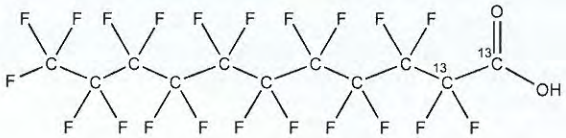

MOLECULAR FORMULA:	$^{13}C_2{}^{12}C_9HF_{21}O_2$	**MOLECULAR WEIGHT:**	566.08
CONCENTRATION:	50 ± 2.5 µg/ml	**SOLVENT(S):**	Methanol Water (<1%)
CHEMICAL PURITY:	>98%	**ISOTOPIC PURITY:**	≥99% ^{13}C ($1,2\text{-}^{13}C_2$)
LAST TESTED: (mm/dd/yyyy)	11/22/2016		
EXPIRY DATE: (mm/dd/yyyy)	11/22/2021		
RECOMMENDED STORAGE:	Store ampoule in a cool, dark place		

DOCUMENTATION/ DATA ATTACHED:

Figure 1: LC/MS Data (TIC and Mass Spectrum)
Figure 2: LC/MS/MS Data (Selected MRM Transitions)

ADDITIONAL INFORMATION:

- See page 2 for further details.
- Contains 4 mole eq. of NaOH to prevent conversion of the carboxylic acid to the methyl ester.
- Presence of 1-$^{13}C_1$-PFUdA (~1%; see Figure 2), 2-$^{13}C_1$-PFUdA (~1%), and PFUdA (~0.2%; see Figure 2) are due to the isotopic purity of the ^{13}C-precursor.

FOR LABORATORY USE ONLY: NOT FOR HUMAN OR DRUG USE

Certified By: B.G. Chittim **Date:** 12/07/2016 (mm/dd/yyyy)

Wellington Laboratories Inc., 345 Southgate Dr. Guelph ON N1G 3M5 CANADA
519-822-2436 • Fax: 519-822-2849 • info@well-labs.com

17L2319

INTENDED USE:

The products prepared by Wellington Laboratories Inc. are for laboratory use only. This certified reference material (CRM) was designed to be used as a standard for the identification and/or quantification of the specific chemical compound it contains.

HAZARDS:

This product should only be used by qualified personnel familiar with its potential hazards and trained in the handling of hazardous chemicals. Due care should be exercised to prevent unnecessary human contact or ingestion. All procedures should be carried out in a well-functioning fume hood and suitable gloves, eye protection, and clothing should be worn at all times. Waste should be disposed of according to national and regional regulations. Safety Data Sheets (SDSs) are available upon request.

SYNTHESIS / CHARACTERIZATION:

Where possible, all of our products are synthesized using single-product unambiguous routes. They are then characterized, and their structures and purities confirmed, using a combination of the most relevant techniques, such as NMR, GC/MS, LC/MS/MS, SFC/UV/MS/MS, x-ray crystallography, and melting point. Isotopic purities of mass-labelled compounds are also confirmed using HRGC/HRMS and/or LC/MS/MS.

HOMOGENEITY:

Prior to solution preparation, crystalline material is tested for homogeneity using a variety of techniques (as stated above) and its solubility in a given diluent is taken into consideration. Duplicate solutions of a new product are prepared from the same crystalline lot and, after the addition of an appropriate internal standard, they are compared by GC/MS, LC/MS/MS and/or SFC/UV/MS/MS. The relative response factors of the analyte of interest in each solution are required to be <5% RSD. New solution lots of existing products are compared to older lots in the same manner, which further confirms the homogeneity of the crystalline material as well as the stability and homogeneity of the solutions in the storage containers.

UNCERTAINTY:

The maximum combined relative standard uncertainty of our reference standard solutions is calculated using the following equation:

The combined relative standard uncertainty, $u_c(y)$, of a value y and the uncertainty of the independent parameters $x_1, x_2, \ldots x_n$ on which it depends is:

$$u_c(y(x_1, x_2, \ldots x_n)) = \sqrt{\sum_{i=1}^{n} u(y, x_i)^2}$$

where x is expressed as a relative standard uncertainty of the individual parameter.

The individual uncertainties taken into account include those associated with weights (calibration of the balance) and volumes (calibration of the volumetric glassware). An expanded maximum combined percent relative uncertainty of ±5% (calculated with a coverage factor of 2 and a level of confidence of 95%) is stated on the Certificate of Analysis for all of our products.

TRACEABILITY:

All reference standard solutions are traceable to specific crystalline lots. The microbalances used for solution preparation are regularly tested by an external ISO/IEC 17025 accredited calibration company. In addition, their calibration is verified prior to each weighing using NIST and/or NRC traceable external weights. All volumetric glassware used is of Class A tolerance and has been tested according to the appropriate ASTM procedures, which are ultimately traceable to NIST. For certain products, traceability to international interlaboratory studies has also been established.

EXPIRY DATE / PERIOD OF VALIDITY:

Ongoing stability studies of this product have demonstrated stability in its composition and concentration, until the specified expiry date, in the unopened ampoule. Monitoring for any degradation or change in concentration of the listed analyte(s) is performed on a routine basis.

LIMITED WARRANTY:

At the time of shipment, all products are warranted to be free of defects in material and workmanship and to conform to the stated technical and purity specifications.

QUALITY MANAGEMENT:

This product was produced using a Quality Management System registered to the latest versions of ISO 9001 by SAI Global, ISO/IEC 17025 by the Canadian Association for Laboratory Accreditation Inc. (CALA; A 1226), and ISO GUIDE 34 by ANSI-ASQ National Accreditation Board (ANAB; AR-1523).

CALA

ANAB ACCREDITED

For additional information or assistance concerning this or any other products from Wellington Laboratories Inc., please visit our website at www.well-labs.com or contact us directly at info@well-labs.com

17L2319

Figure 1: **MPFUdA; LC/MS Data (TIC and Mass Spectrum)**

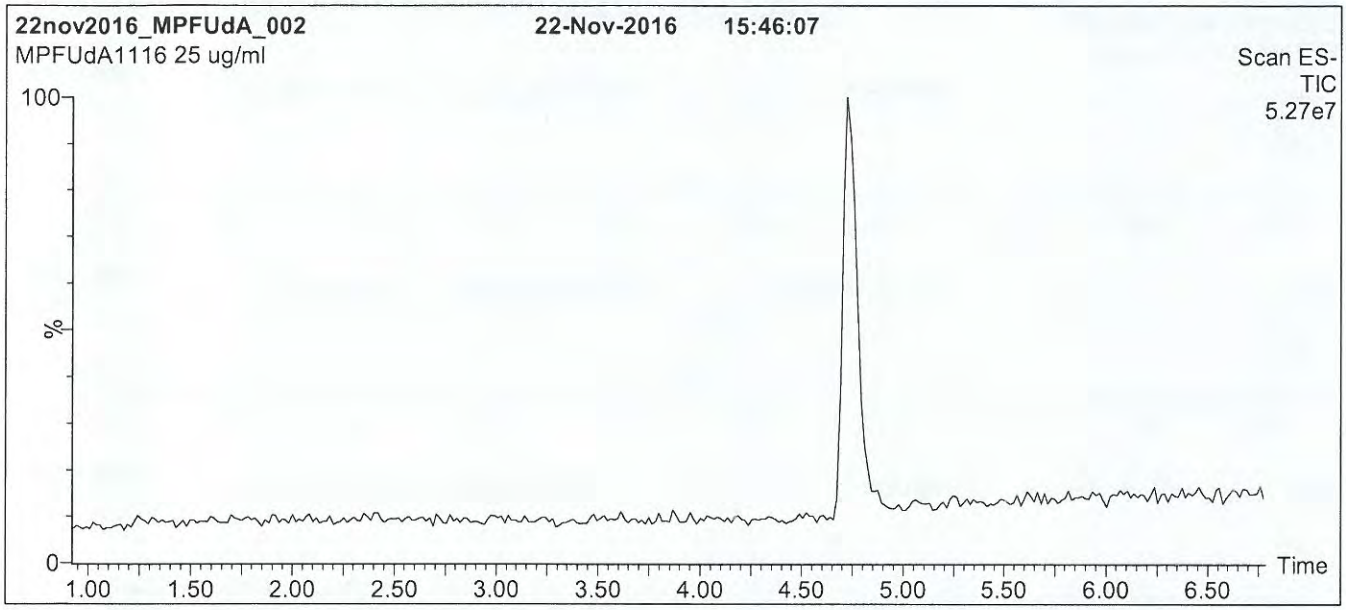



Conditions for Figure 1:

LC: **Waters Acquity Ultra Performance LC**
MS: **Micromass Quattro *micro* API MS**

Chromatographic Conditions

Column: Acquity UPLC BEH Shield RP_{18}
1.7 µm, 2.1 x 100 mm

Mobile phase: Gradient
Start: 60% (80:20 MeOH:ACN) / 40% H_2O
(both with 10 mM NH_4OAc buffer)
Ramp to 90% organic over 7 min and hold for 1.5 min before returning to initial conditions in 0.5 min.
Time: 10 min

Flow: 300 µl/min

MS Parameters

Experiment: Full Scan (150 - 850 amu)

Source: Electrospray (negative)
Capillary Voltage (kV) = 3.00
Cone Voltage (V) = 15.00
Cone Gas Flow (l/hr) = 65
Desolvation Gas Flow (l/hr) = 750

17L2319

Figure 2: **MPFUdA; LC/MS/MS Data (Selected MRM Transitions)**

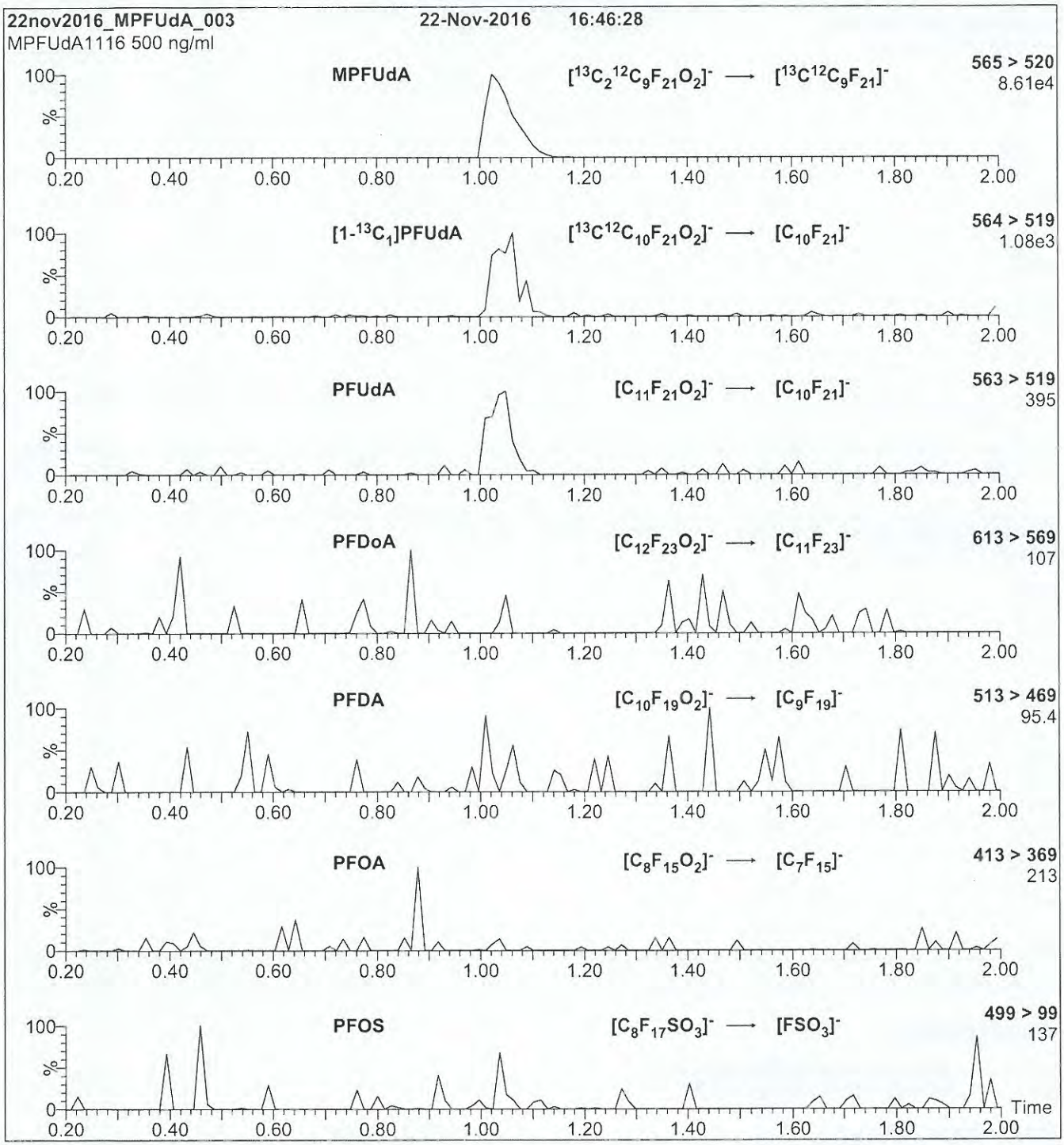

Conditions for Figure 2:

Injection: Direct loop injection
10 µl (500 ng/ml MPFUdA)

Mobile phase: Isocratic 80% (80:20 MeOH:ACN) / 20% H_2O
(both with 10 mM NH_4OAc buffer)

Flow: 300 µl/min

MS Parameters

Collision Gas (mbar) = 3.46e-3
Collision Energy (eV) = 11

17L2320

WELLINGTON LABORATORIES

CERTIFICATE OF ANALYSIS
DOCUMENTATION

PRODUCT CODE:	M2PFTeDA	**LOT NUMBER:**	M2PFTeDA1117
COMPOUND:	Perfluoro-n-[1,2-$^{13}C_2$]tetradecanoic acid		
STRUCTURE:		**CAS #:**	Not available

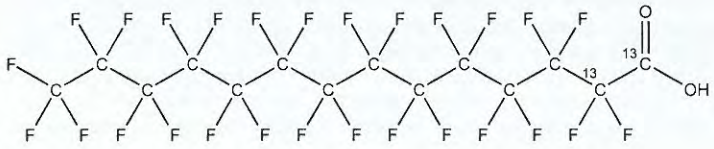

MOLECULAR FORMULA:	$^{13}C_2{}^{12}C_{12}HF_{27}O_2$	**MOLECULAR WEIGHT:**	716.10
CONCENTRATION:	50 ± 2.5 µg/ml	**SOLVENT(S):**	Methanol Water (<1%)
CHEMICAL PURITY:	>98%	**ISOTOPIC PURITY:**	≥99% ^{13}C ($1,2\text{-}^{13}C_2$)
LAST TESTED: (mm/dd/yyyy)	11/30/2017		
EXPIRY DATE: (mm/dd/yyyy)	11/30/2022		
RECOMMENDED STORAGE:	Store ampoule in a cool, dark place		

DOCUMENTATION/ DATA ATTACHED:

Figure 1: LC/MS Data (TIC and Mass Spectrum)
Figure 2: LC/MS/MS Data (Selected MRM Transitions)

ADDITIONAL INFORMATION:

- See page 2 for further details.
- Contains 4 mole eq. of NaOH to prevent conversion of the carboxylic acid to the methyl ester.

FOR LABORATORY USE ONLY: NOT FOR HUMAN OR DRUG USE

Certified By: _____ **Date:** 12/01/2017 (mm/dd/yyyy)
B.G. Chittim, General Manager

Wellington Laboratories Inc., 345 Southgate Dr. Guelph ON N1G 3M5 CANADA
519-822-2436 • Fax: 519-822-2849 • info@well-labs.com

17L2320

INTENDED USE:

The products prepared by Wellington Laboratories Inc. are for laboratory use only. This certified reference material (CRM) was designed to be used as a standard for the identification and/or quantification of the specific chemical compound it contains.

HAZARDS:

This product should only be used by qualified personnel familiar with its potential hazards and trained in the handling of hazardous chemicals. Due care should be exercised to prevent unnecessary human contact or ingestion. All procedures should be carried out in a well-functioning fume hood and suitable gloves, eye protection, and clothing should be worn at all times. Waste should be disposed of according to national and regional regulations. Safety Data Sheets (SDSs) are available upon request.

SYNTHESIS / CHARACTERIZATION:

Where possible, all of our products are synthesized using single-product unambiguous routes. They are then characterized, and their structures and purities confirmed, using a combination of the most relevant techniques, such as NMR, GC/MS, LC/MS/MS, SFC/UV/MS/MS, x-ray crystallography, and melting point. Isotopic purities of mass-labelled compounds are also confirmed using HRGC/HRMS and/or LC/MS/MS.

HOMOGENEITY:

Prior to solution preparation, crystalline material is tested for homogeneity using a variety of techniques (as stated above) and its solubility in a given diluent is taken into consideration. Duplicate solutions of a new product are prepared from the same crystalline lot and, after the addition of an appropriate internal standard, they are compared by GC/MS, LC/MS/MS and/or SFC/UV/MS/MS. The relative response factors of the analyte of interest in each solution are required to be <5% RSD. New solution lots of existing products are compared to older lots in the same manner, which further confirms the homogeneity of the crystalline material as well as the stability and homogeneity of the solutions in the storage containers. In order to maintain the integrity of the assigned value(s), and associated uncertainty, the dilution or injection of a subsample of this product should be performed using calibrated measuring equipment.

UNCERTAINTY:

The maximum combined relative standard uncertainty of our reference standard solutions is calculated using the following equation:

The combined relative standard uncertainty, $u_c(y)$, of a value y and the uncertainty of the independent parameters $x_1, x_2, \ldots x_n$ on which it depends is:

$$u_c(y(x_1, x_2, \ldots, x_n)) = \sqrt{\sum_{i=1}^{n} u(y, x_i)^2}$$

where x is expressed as a relative standard uncertainty of the individual parameter.

The individual uncertainties taken into account include those associated with weights (calibration of the balance) and volumes (calibration of the volumetric glassware). An expanded maximum combined percent relative uncertainty of ±5% (calculated with a coverage factor of 2 and a level of confidence of 95%) is stated on the Certificate of Analysis for all of our products.

TRACEABILITY:

All reference standard solutions are traceable to specific crystalline lots. The microbalances used for solution preparation are regularly tested by an external ISO/IEC 17025 accredited calibration company. In addition, their calibration is verified prior to each weighing using calibrated NIST and/or NRC traceable external weights. All volumetric glassware used is calibrated, of Class A tolerance, and has been tested according to the appropriate ASTM procedures, which are ultimately traceable to NIST. For certain products, traceability to international interlaboratory studies has also been established.

EXPIRY DATE / PERIOD OF VALIDITY:

Ongoing stability studies of this product have demonstrated stability in its composition and concentration, until the specified expiry date, in the unopened ampoule. Monitoring for any degradation or change in concentration of the listed analyte(s) is performed on a routine basis.

LIMITED WARRANTY:

At the time of shipment, all products are warranted to be free of defects in material and workmanship and to conform to the stated technical and purity specifications.

QUALITY MANAGEMENT:

This product was produced using a Quality Management System registered to the latest versions of ISO 9001 by SAI Global, ISO/IEC 17025 by the Canadian Association for Laboratory Accreditation Inc. (CALA; A 1226), and ISO GUIDE 34 by ANSI-ASQ National Accreditation Board (ANAB; AR-1523).

CALA

ANAB ACCREDITED

For additional information or assistance concerning this or any other products from Wellington Laboratories Inc., please visit our website at www.well-labs.com or contact us directly at info@well-labs.com

17L2320

Figure 1: **M2PFTeDA; LC/MS Data (TIC and Mass Spectrum)**

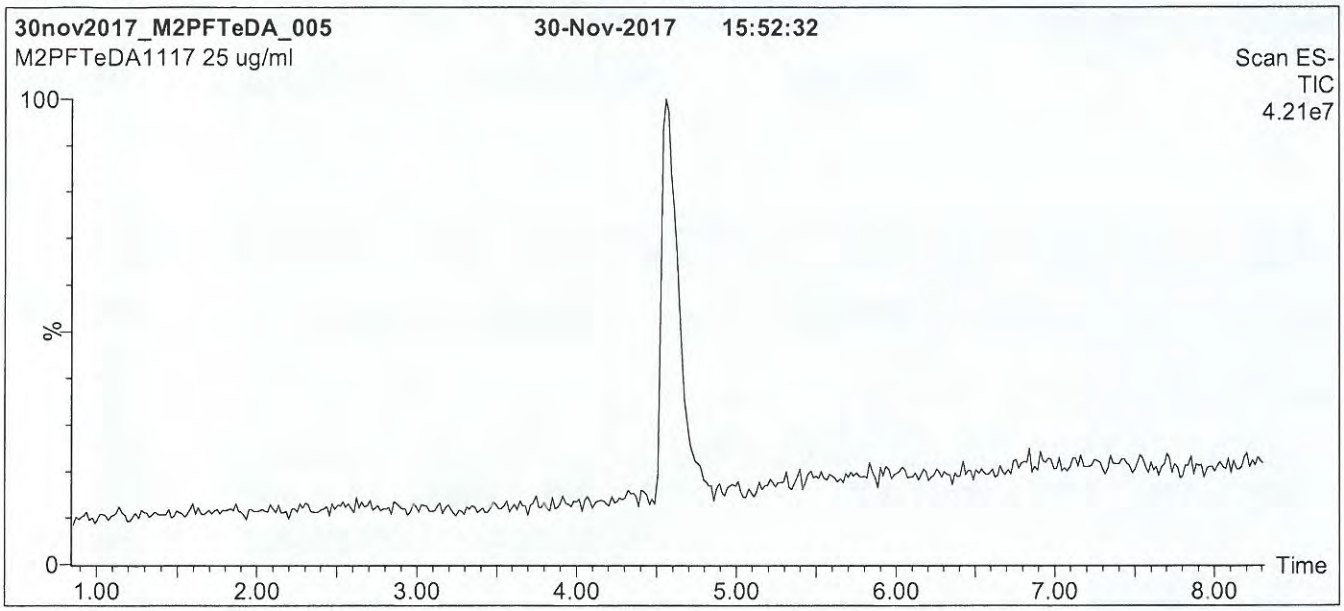

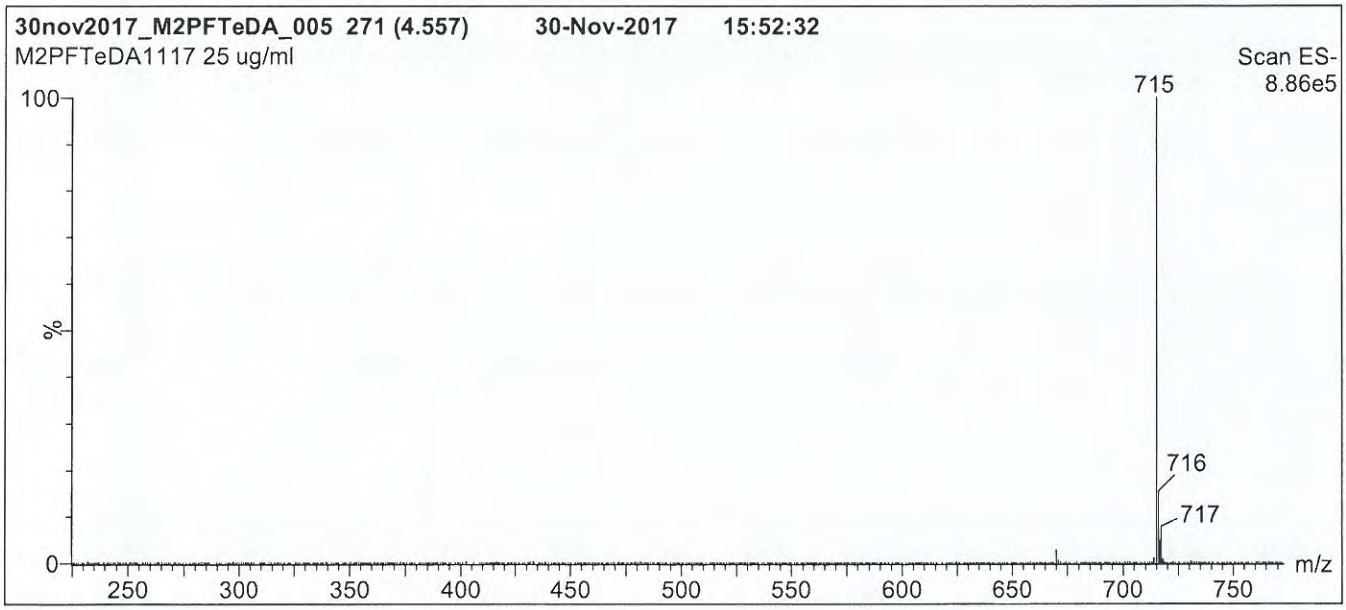

Conditions for Figure 1:

LC: **Waters Acquity Ultra Performance LC**
MS: **Micromass Quattro *micro* API MS**

Chromatographic Conditions

Column: Acquity UPLC BEH Shield RP_{18}
1.7 µm, 2.1 x 100 mm

Mobile phase: Gradient
Start: 65% (80:20 MeOH:ACN) / 35% H_2O
(both with 10 mM NH_4OAc buffer)
Ramp to 90% organic over 7.5 min and hold for 1.5 min before returning to initial conditions in 0.5 min.
Time: 10 min

Flow: 300 µl/min

MS Parameters

Experiment: Full Scan (225 - 850 amu)

Source: Electrospray (negative)
Capillary Voltage (kV) = 3.00
Cone Voltage (V) = 15.00
Cone Gas Flow (l/hr) = 100
Desolvation Gas Flow (l/hr) = 750

1712320

Figure 2: **M2PFTeDA; LC/MS/MS Data (Selected MRM Transitions)**

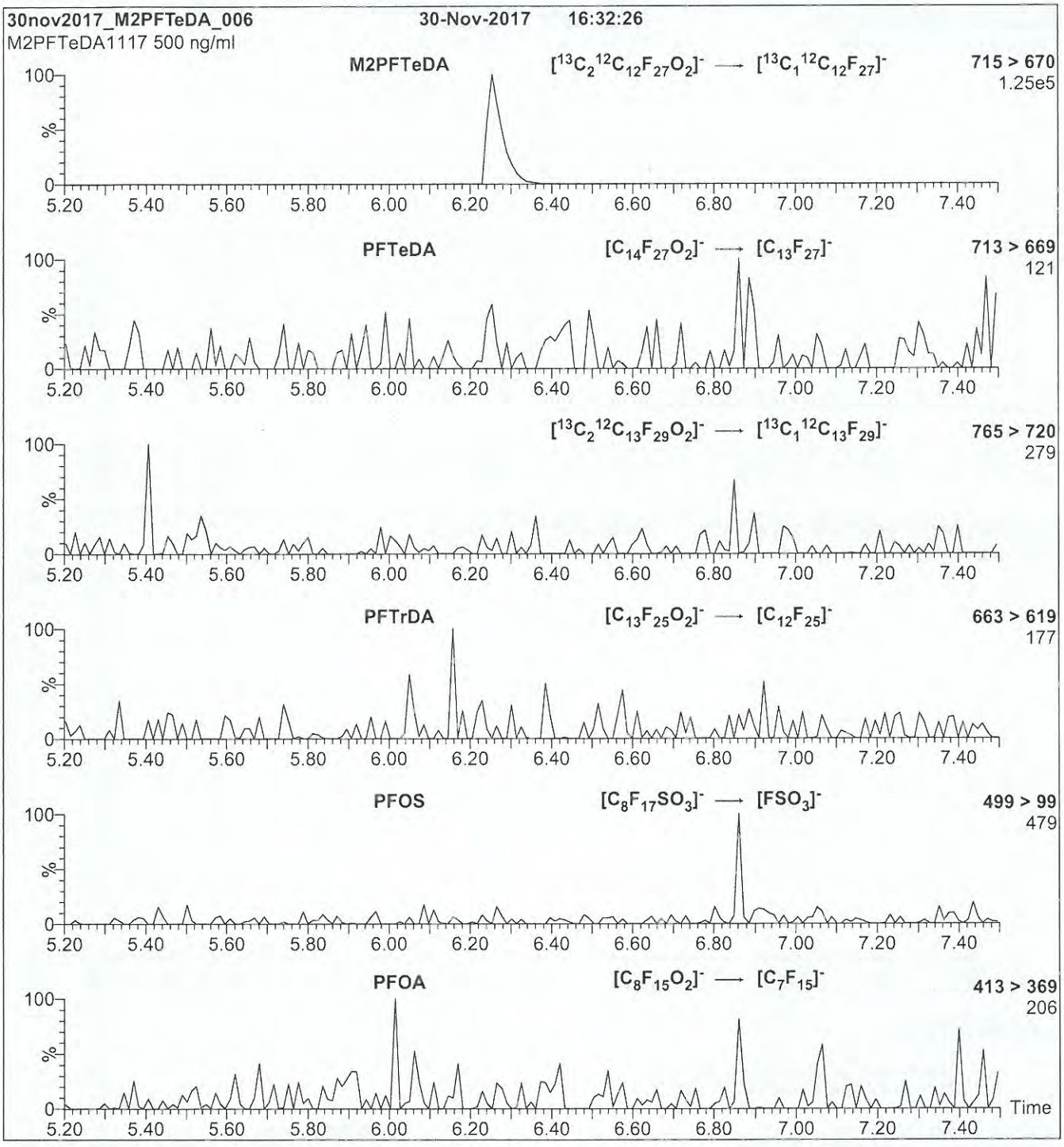

Conditions for Figure 2:

Injection: Direct loop injection
10 µl (500 ng/ml M2PFTeDA)

Mobile phase: Isocratic 80% (80:20 MeOH:ACN) / 20% H_2O
(both with 10 mM NH_4OAc buffer)

Flow: 300 µl/min

MS Parameters

Collision Gas (mbar) = 3.31e-3
Collision Energy (eV) = 14

17L2321

WELLINGTON LABORATORIES

CERTIFICATE OF ANALYSIS
DOCUMENTATION

PRODUCT CODE:	MPFNA	**LOT NUMBER:**	MPFNA0916
COMPOUND:	Perfluoro-n-[1,2,3,4,5-$^{13}C_5$]nonanoic acid		
STRUCTURE:		**CAS #:**	Not available

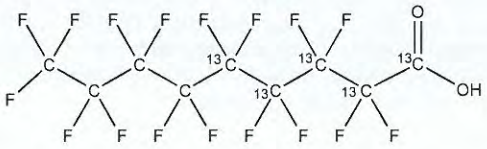

MOLECULAR FORMULA:	$^{13}C_5{}^{12}C_4HF_{17}O_2$	**MOLECULAR WEIGHT:**	469.04
CONCENTRATION:	50 ± 2.5 µg/ml	**SOLVENT(S):**	Methanol Water (<1%)
CHEMICAL PURITY:	>98%	**ISOTOPIC PURITY:**	≥99% ^{13}C (1,2,3,4,5-$^{13}C_5$)
LAST TESTED: (mm/dd/yyyy)	09/30/2016		
EXPIRY DATE: (mm/dd/yyyy)	09/30/2021		
RECOMMENDED STORAGE:	Store ampoule in a cool, dark place		

DOCUMENTATION/ DATA ATTACHED:

Figure 1: LC/MS Data (TIC and Mass Spectrum)
Figure 2: LC/MS/MS Data (Selected MRM Transitions)

ADDITIONAL INFORMATION:

- See page 2 for further details.
- Contains 4 mole eq. of NaOH to prevent conversion of the carboxylic acid to the methyl ester.

FOR LABORATORY USE ONLY: NOT FOR HUMAN OR DRUG USE

Certified By: _____ B.G. Chittim **Date:** 10/11/2016 (mm/dd/yyyy)

Wellington Laboratories Inc., 345 Southgate Dr. Guelph ON N1G 3M5 CANADA
519-822-2436 • Fax: 519-822-2849 • info@well-labs.com

17L2321

INTENDED USE:

The products prepared by Wellington Laboratories Inc. are for laboratory use only. This certified reference material (CRM) was designed to be used as a standard for the identification and/or quantification of the specific chemical compound it contains.

HAZARDS:

This product should only be used by qualified personnel familiar with its potential hazards and trained in the handling of hazardous chemicals. Due care should be exercised to prevent unnecessary human contact or ingestion. All procedures should be carried out in a well-functioning fume hood and suitable gloves, eye protection, and clothing should be worn at all times. Waste should be disposed of according to national and regional regulations. Safety Data Sheets (SDSs) are available upon request.

SYNTHESIS / CHARACTERIZATION:

Where possible, all of our products are synthesized using single-product unambiguous routes. They are then characterized, and their structures and purities confirmed, using a combination of the most relevant techniques, such as NMR, GC/MS, LC/MS/MS, SFC/UV/MS/MS, x-ray crystallography, and melting point. Isotopic purities of mass-labelled compounds are also confirmed using HRGC/HRMS and/or LC/MS/MS.

HOMOGENEITY:

Prior to solution preparation, crystalline material is tested for homogeneity using a variety of techniques (as stated above) and its solubility in a given diluent is taken into consideration. Duplicate solutions of a new product are prepared from the same crystalline lot and, after the addition of an appropriate internal standard, they are compared by GC/MS, LC/MS/MS and/or SFC/UV/MS/MS. The relative response factors of the analyte of interest in each solution are required to be <5% RSD. New solution lots of existing products are compared to older lots in the same manner, which further confirms the homogeneity of the crystalline material as well as the stability and homogeneity of the solutions in the storage containers.

UNCERTAINTY:

The maximum combined relative standard uncertainty of our reference standard solutions is calculated using the following equation:

The combined relative standard uncertainty, $u_c(y)$, of a value y and the uncertainty of the independent parameters $x_1, x_2, \ldots x_n$ on which it depends is:

$$u_c(y(x_1, x_2, \ldots x_n)) = \sqrt{\sum_{i=1}^{n} u(y, x_i)^2}$$

where x is expressed as a relative standard uncertainty of the individual parameter.

The individual uncertainties taken into account include those associated with weights (calibration of the balance) and volumes (calibration of the volumetric glassware). An expanded maximum combined percent relative uncertainty of ±5% (calculated with a coverage factor of 2 and a level of confidence of 95%) is stated on the Certificate of Analysis for all of our products.

TRACEABILITY:

All reference standard solutions are traceable to specific crystalline lots. The microbalances used for solution preparation are regularly tested by an external ISO/IEC 17025 accredited calibration company. In addition, their calibration is verified prior to each weighing using NIST and/or NRC traceable external weights. All volumetric glassware used is of Class A tolerance and has been tested according to the appropriate ASTM procedures, which are ultimately traceable to NIST. For certain products, traceability to international interlaboratory studies has also been established.

EXPIRY DATE / PERIOD OF VALIDITY:

Ongoing stability studies of this product have demonstrated stability in its composition and concentration, until the specified expiry date, in the unopened ampoule. Monitoring for any degradation or change in concentration of the listed analyte(s) is performed on a routine basis.

LIMITED WARRANTY:

At the time of shipment, all products are warranted to be free of defects in material and workmanship and to conform to the stated technical and purity specifications.

QUALITY MANAGEMENT:

This product was produced using a Quality Management System registered to the latest versions of ISO 9001 by SAI Global, ISO/IEC 17025 by the Canadian Association for Laboratory Accreditation Inc. (CALA; A 1226), and ISO GUIDE 34 by ANSI-ASQ National Accreditation Board (ANAB; AR-1523).

CALA

ANAB ACCREDITED REFERENCE MATERIAL PRODUCER

For additional information or assistance concerning this or any other products from Wellington Laboratories Inc., please visit our website at www.well-labs.com or contact us directly at info@well-labs.com

1712321

Figure 1: **MPFNA; LC/MS Data (TIC and Mass Spectrum)**

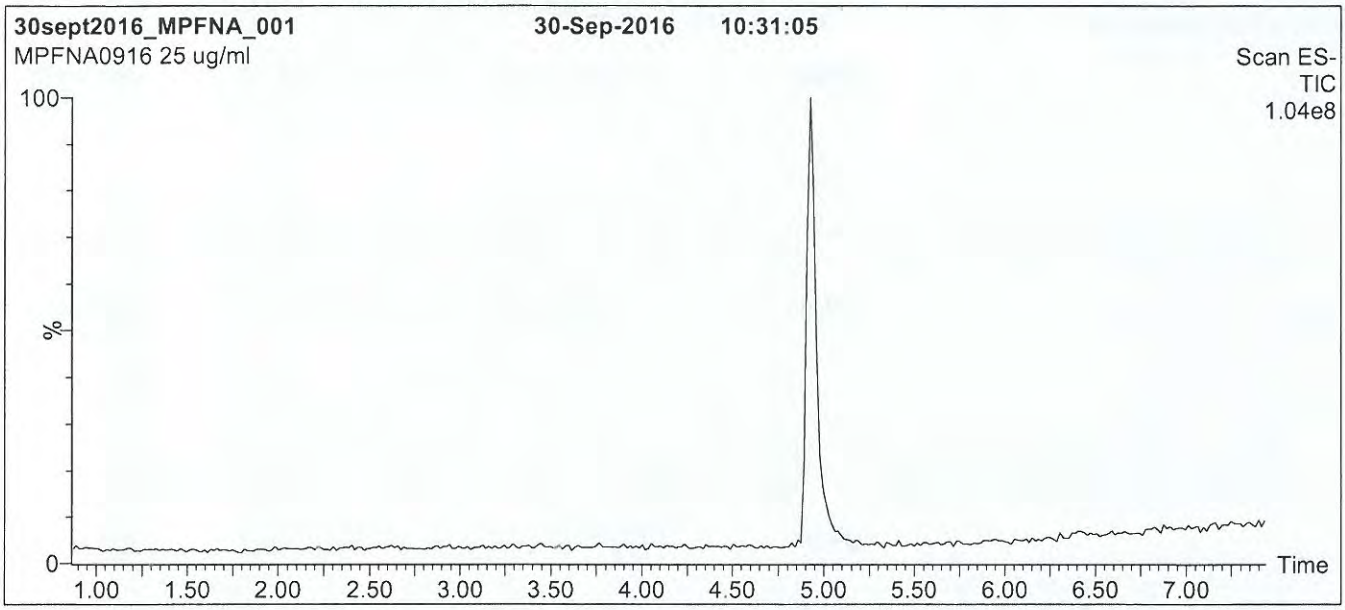

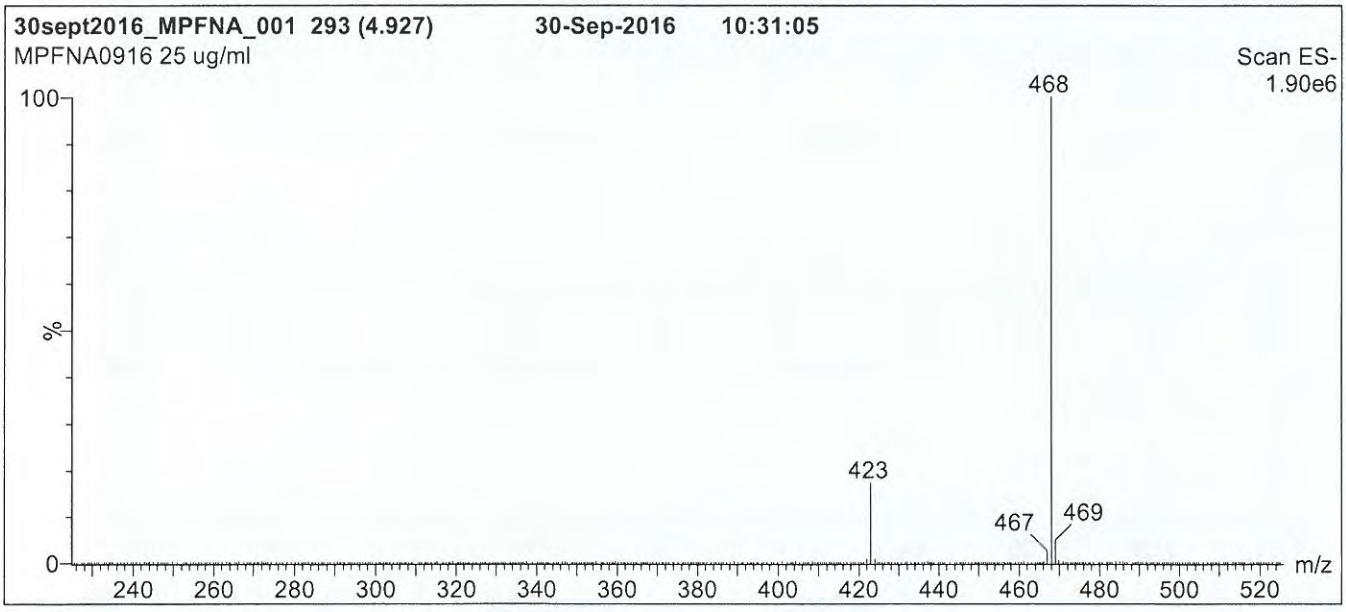

Conditions for Figure 1:

LC: **Waters Acquity Ultra Performance LC**
MS: **Micromass Quattro *micro* API MS**

Chromatographic Conditions

Column: Acquity UPLC BEH Shield RP_{18}
1.7 µm, 2.1 x 100 mm

Mobile phase: Gradient
Start: 50% (80:20 MeOH:ACN) / 50% H_2O
(both with 10 mM NH_4OAc buffer)
Ramp to 90% organic over 7 min and hold for 1.5 min before returning to initial conditions in 0.5 min.
Time: 10 min

Flow: 300 µl/min

MS Parameters

Experiment: Full Scan (225 - 850 amu)

Source: Electrospray (negative)
Capillary Voltage (kV) = 2.00
Cone Voltage (V) = 15.00
Cone Gas Flow (l/hr) = 50
Desolvation Gas Flow (l/hr) = 750

17L2321

Figure 2: **MPFNA; LC/MS/MS Data (Selected MRM Transitions)**

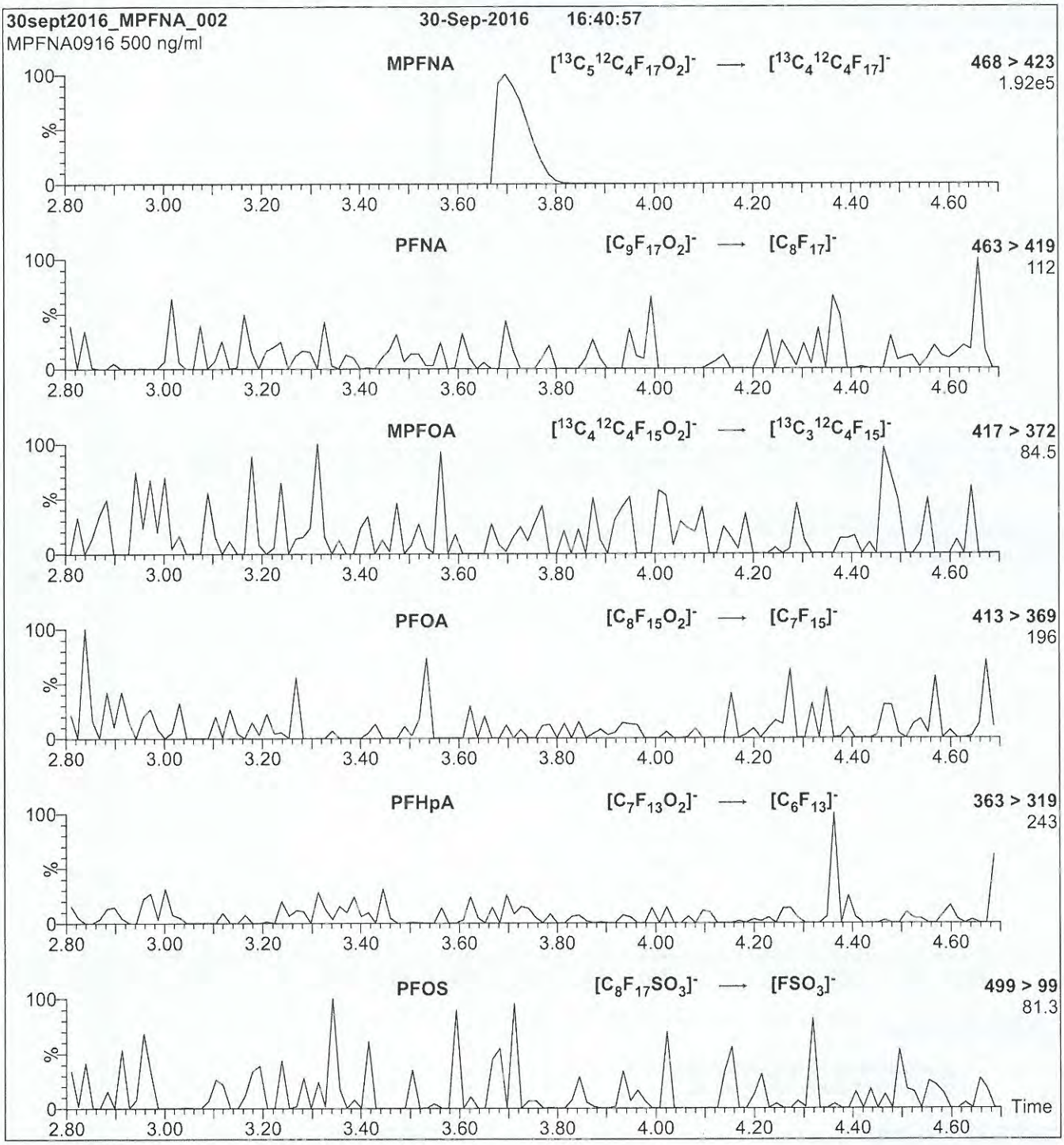

Conditions for Figure 2:

Injection: Direct loop injection
10 µl (500 ng/ml MPFNA)

Mobile phase: Isocratic 80% (80:20 MeOH:ACN) / 20% H_2O
(both with 10 mM NH_4OAc buffer)

Flow: 300 µl/min

MS Parameters

Collision Gas (mbar) = 3.39e-3
Collision Energy (eV) = 11

17L2322

WELLINGTON LABORATORIES

CERTIFICATE OF ANALYSIS
DOCUMENTATION

PRODUCT CODE: MPFDoA
COMPOUND: Perfluoro-n-[1,2-$^{13}C_2$]dodecanoic acid

LOT NUMBER: MPFDoA0517

STRUCTURE:

CAS #: Not available

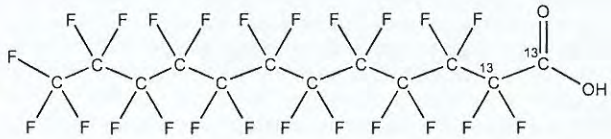

MOLECULAR FORMULA:	$^{13}C_2{}^{12}C_{10}HF_{23}O_2$	**MOLECULAR WEIGHT:**	616.08
CONCENTRATION:	50 ± 2.5 µg/ml	**SOLVENT(S):**	Methanol Water (<1%)
CHEMICAL PURITY:	>98%	**ISOTOPIC PURITY:**	≥99% ^{13}C ($1,2\text{-}^{13}C_2$)
LAST TESTED: (mm/dd/yyyy)	05/23/2017		
EXPIRY DATE: (mm/dd/yyyy)	05/23/2022		
RECOMMENDED STORAGE:	Store ampoule in a cool, dark place		

DOCUMENTATION/ DATA ATTACHED:

Figure 1: LC/MS Data (TIC and Mass Spectrum)
Figure 2: LC/MS/MS Data (Selected MRM Transitions)

ADDITIONAL INFORMATION:

- See page 2 for further details.
- Contains 4 mole eq. of NaOH to prevent conversion of the carboxylic acid to the methyl ester.

FOR LABORATORY USE ONLY: NOT FOR HUMAN OR DRUG USE

Certified By: _____ **Date:** 05/26/2017 (mm/dd/yyyy)
B.G. Chittim, General Manager

Wellington Laboratories Inc., 345 Southgate Dr. Guelph ON N1G 3M5 CANADA
519-822-2436 • Fax: 519-822-2849 • info@well-labs.com

17L2322

INTENDED USE:

The products prepared by Wellington Laboratories Inc. are for laboratory use only. This certified reference material (CRM) was designed to be used as a standard for the identification and/or quantification of the specific chemical compound it contains.

HAZARDS:

This product should only be used by qualified personnel familiar with its potential hazards and trained in the handling of hazardous chemicals. Due care should be exercised to prevent unnecessary human contact or ingestion. All procedures should be carried out in a well-functioning fume hood and suitable gloves, eye protection, and clothing should be worn at all times. Waste should be disposed of according to national and regional regulations. Safety Data Sheets (SDSs) are available upon request.

SYNTHESIS / CHARACTERIZATION:

Where possible, all of our products are synthesized using single-product unambiguous routes. They are then characterized, and their structures and purities confirmed, using a combination of the most relevant techniques, such as NMR, GC/MS, LC/MS/MS, SFC/UV/MS/MS, x-ray crystallography, and melting point. Isotopic purities of mass-labelled compounds are also confirmed using HRGC/HRMS and/or LC/MS/MS.

HOMOGENEITY:

Prior to solution preparation, crystalline material is tested for homogeneity using a variety of techniques (as stated above) and its solubility in a given diluent is taken into consideration. Duplicate solutions of a new product are prepared from the same crystalline lot and, after the addition of an appropriate internal standard, they are compared by GC/MS, LC/MS/MS and/or SFC/UV/MS/MS. The relative response factors of the analyte of interest in each solution are required to be <5% RSD. New solution lots of existing products are compared to older lots in the same manner, which further confirms the homogeneity of the crystalline material as well as the stability and homogeneity of the solutions in the storage containers. In order to maintain the integrity of the assigned value(s), and associated uncertainty, the dilution or injection of a subsample of this product should be performed using calibrated measuring equipment.

UNCERTAINTY:

The maximum combined relative standard uncertainty of our reference standard solutions is calculated using the following equation:

The combined relative standard uncertainty, $u_c(y)$, of a value y and the uncertainty of the independent parameters $x_1, x_2, \ldots x_n$ on which it depends is:

$$u_c(y(x_1, x_2, \ldots x_n)) = \sqrt{\sum_{i=1}^{n} u(y, x_i)^2}$$

where x is expressed as a relative standard uncertainty of the individual parameter.

The individual uncertainties taken into account include those associated with weights (calibration of the balance) and volumes (calibration of the volumetric glassware). An expanded maximum combined percent relative uncertainty of ±5% (calculated with a coverage factor of 2 and a level of confidence of 95%) is stated on the Certificate of Analysis for all of our products.

TRACEABILITY:

All reference standard solutions are traceable to specific crystalline lots. The microbalances used for solution preparation are regularly tested by an external ISO/IEC 17025 accredited calibration company. In addition, their calibration is verified prior to each weighing using calibrated NIST and/or NRC traceable external weights. All volumetric glassware used is calibrated, of Class A tolerance, and has been tested according to the appropriate ASTM procedures, which are ultimately traceable to NIST. For certain products, traceability to international interlaboratory studies has also been established.

EXPIRY DATE / PERIOD OF VALIDITY:

Ongoing stability studies of this product have demonstrated stability in its composition and concentration, until the specified expiry date, in the unopened ampoule. Monitoring for any degradation or change in concentration of the listed analyte(s) is performed on a routine basis.

LIMITED WARRANTY:

At the time of shipment, all products are warranted to be free of defects in material and workmanship and to conform to the stated technical and purity specifications.

QUALITY MANAGEMENT:

This product was produced using a Quality Management System registered to the latest versions of ISO 9001 by SAI Global, ISO/IEC 17025 by the Canadian Association for Laboratory Accreditation Inc. (CALA; A 1226), and ISO GUIDE 34 by ANSI-ASQ National Accreditation Board (ANAB; AR-1523).

CALA Testing Accreditation No. A 1226

ANAB ACCREDITED Reference Material Producer

For additional information or assistance concerning this or any other products from Wellington Laboratories Inc., please visit our website at www.well-labs.com or contact us directly at info@well-labs.com

17L2322

Figure 1: **MPFDoA; LC/MS Data (TIC and Mass Spectrum)**

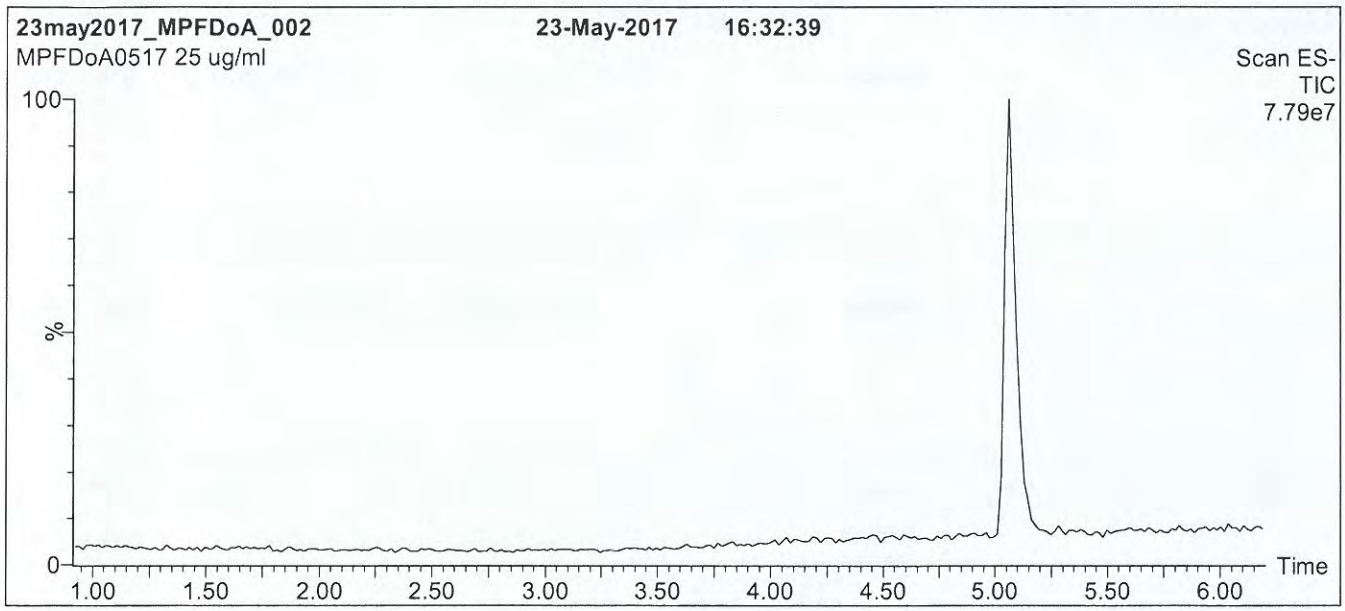

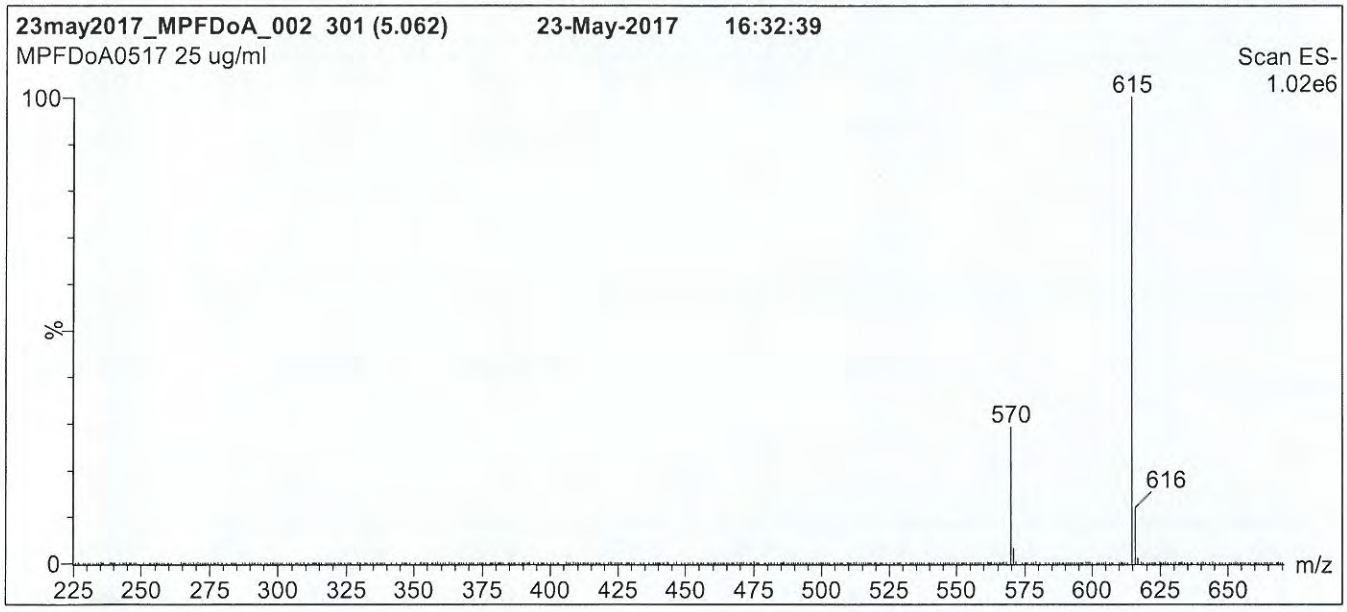

Conditions for Figure 1:

LC: **Waters Acquity Ultra Performance LC**
MS: **Micromass Quattro *micro* API MS**

Chromatographic Conditions

Column: Acquity UPLC BEH Shield RP_{18}
1.7 µm, 2.1 x 100 mm

Mobile phase: Gradient
Start: 60% (80:20 MeOH:ACN) / 40% H_2O
(both with 10 mM NH_4OAc buffer)
Ramp to 90% organic over 7 min and hold for 1.5 min before returning to initial conditions in 0.5 min.
Time: 10 min

Flow: 300 µl/min

MS Parameters

Experiment: Full Scan (225 - 850 amu)

Source: Electrospray (negative)
Capillary Voltage (kV) = 2.00
Cone Voltage (V) = 20.00
Cone Gas Flow (l/hr) = 100
Desolvation Gas Flow (l/hr) = 750

17L2322

Figure 2: **MPFDoA; LC/MS/MS Data (Selected MRM Transitions)**

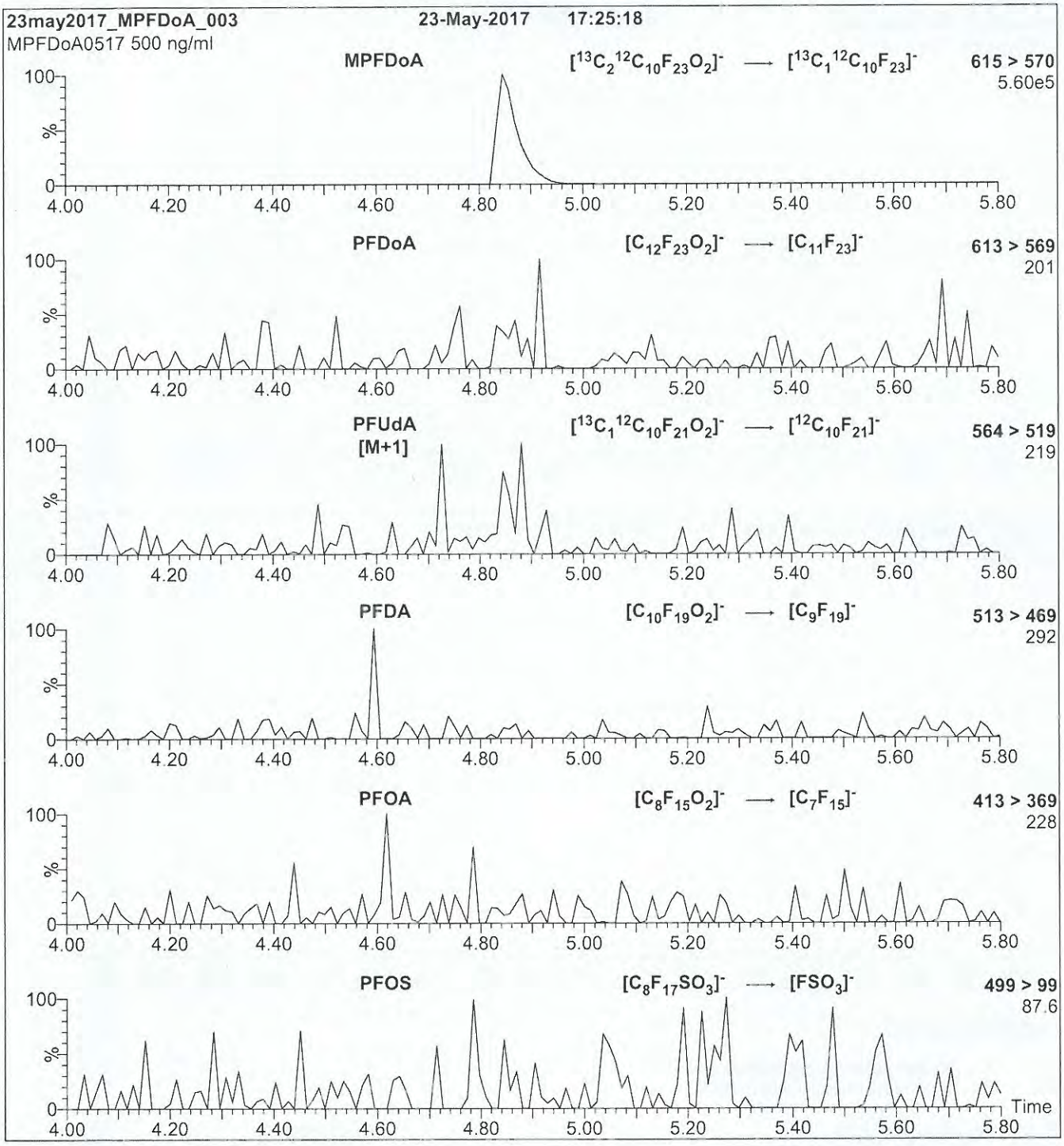

Conditions for Figure 2:

Injection: Direct loop injection
10 µl (500 ng/ml MPFDoA)

Mobile phase: Isocratic 80% (80:20 MeOH:ACN) / 20% H_2O
(both with 10 mM NH_4OAc buffer)

Flow: 300 µl/min

MS Parameters

Collision Gas (mbar) = 3.39e-3
Collision Energy (eV) = 13

17L2323

WELLINGTON LABORATORIES

CERTIFICATE OF ANALYSIS DOCUMENTATION

PRODUCT CODE:	M4PFHpA	**LOT NUMBER:**	M4PFHpA0517
COMPOUND:	Perfluoro-n-[1,2,3,4-$^{13}C_4$]heptanoic acid		
STRUCTURE:		**CAS #:**	Not available

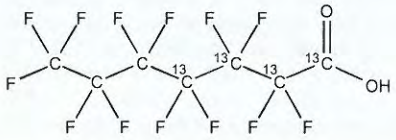

MOLECULAR FORMULA:	$^{13}C_4{}^{12}C_3HF_{13}O_2$	**MOLECULAR WEIGHT:**	368.03
CONCENTRATION:	50 ± 2.5 µg/ml	**SOLVENT(S):**	Methanol Water (<1%)
CHEMICAL PURITY:	>98%	**ISOTOPIC PURITY:**	≥99% ^{13}C (1,2,3,4-$^{13}C_4$)
LAST TESTED: (mm/dd/yyyy)	05/03/2017		
EXPIRY DATE: (mm/dd/yyyy)	05/03/2022		
RECOMMENDED STORAGE:	Store ampoule in a cool, dark place		

DOCUMENTATION/ DATA ATTACHED:

Figure 1: LC/MS Data (TIC and Mass Spectrum)
Figure 2: LC/MS/MS Data (Selected MRM Transitions)

ADDITIONAL INFORMATION:

- See page 2 for further details.
- Contains 4 mole eq. of NaOH to prevent conversion of the carboxylic acid to the methyl ester.

FOR LABORATORY USE ONLY: NOT FOR HUMAN OR DRUG USE

Certified By: _____ **Date:** 05/11/2017 (mm/dd/yyyy)
B.G. Chittim, General Manager

Wellington Laboratories Inc., 345 Southgate Dr. Guelph ON N1G 3M5 CANADA
519-822-2436 • Fax: 519-822-2849 • info@well-labs.com

17L2323

INTENDED USE:

The products prepared by Wellington Laboratories Inc. are for laboratory use only. This certified reference material (CRM) was designed to be used as a standard for the identification and/or quantification of the specific chemical compound it contains.

HAZARDS:

This product should only be used by qualified personnel familiar with its potential hazards and trained in the handling of hazardous chemicals. Due care should be exercised to prevent unnecessary human contact or ingestion. All procedures should be carried out in a well-functioning fume hood and suitable gloves, eye protection, and clothing should be worn at all times. Waste should be disposed of according to national and regional regulations. Safety Data Sheets (SDSs) are available upon request.

SYNTHESIS / CHARACTERIZATION:

Where possible, all of our products are synthesized using single-product unambiguous routes. They are then characterized, and their structures and purities confirmed, using a combination of the most relevant techniques, such as NMR, GC/MS, LC/MS/MS, SFC/UV/MS/MS, x-ray crystallography, and melting point. Isotopic purities of mass-labelled compounds are also confirmed using HRGC/HRMS and/or LC/MS/MS.

HOMOGENEITY:

Prior to solution preparation, crystalline material is tested for homogeneity using a variety of techniques (as stated above) and its solubility in a given diluent is taken into consideration. Duplicate solutions of a new product are prepared from the same crystalline lot and, after the addition of an appropriate internal standard, they are compared by GC/MS, LC/MS/MS and/or SFC/UV/MS/MS. The relative response factors of the analyte of interest in each solution are required to be <5% RSD. New solution lots of existing products are compared to older lots in the same manner, which further confirms the homogeneity of the crystalline material as well as the stability and homogeneity of the solutions in the storage containers. In order to maintain the integrity of the assigned value(s), and associated uncertainty, the dilution or injection of a subsample of this product should be performed using calibrated measuring equipment.

UNCERTAINTY:

The maximum combined relative standard uncertainty of our reference standard solutions is calculated using the following equation:

The combined relative standard uncertainty, $u_c(y)$, of a value y and the uncertainty of the independent parameters $x_1, x_2, \ldots x_n$ on which it depends is:

$$u_c(y(x_1, x_2, \ldots x_n)) = \sqrt{\sum_{i=1}^{n} u(y, x_i)^2}$$

where x is expressed as a relative standard uncertainty of the individual parameter.

The individual uncertainties taken into account include those associated with weights (calibration of the balance) and volumes (calibration of the volumetric glassware). An expanded maximum combined percent relative uncertainty of ±5% (calculated with a coverage factor of 2 and a level of confidence of 95%) is stated on the Certificate of Analysis for all of our products.

TRACEABILITY:

All reference standard solutions are traceable to specific crystalline lots. The microbalances used for solution preparation are regularly tested by an external ISO/IEC 17025 accredited calibration company. In addition, their calibration is verified prior to each weighing using calibrated NIST and/or NRC traceable external weights. All volumetric glassware used is calibrated, of Class A tolerance, and has been tested according to the appropriate ASTM procedures, which are ultimately traceable to NIST. For certain products, traceability to international interlaboratory studies has also been established.

EXPIRY DATE / PERIOD OF VALIDITY:

Ongoing stability studies of this product have demonstrated stability in its composition and concentration, until the specified expiry date, in the unopened ampoule. Monitoring for any degradation or change in concentration of the listed analyte(s) is performed on a routine basis.

LIMITED WARRANTY:

At the time of shipment, all products are warranted to be free of defects in material and workmanship and to conform to the stated technical and purity specifications.

QUALITY MANAGEMENT:

This product was produced using a Quality Management System registered to the latest versions of ISO 9001 by SAI Global, ISO/IEC 17025 by the Canadian Association for Laboratory Accreditation Inc. (CALA; A 1226), and ISO GUIDE 34 by ANSI-ASQ National Accreditation Board (ANAB; AR-1523).

CALA

ANAB ACCREDITED

For additional information or assistance concerning this or any other products from Wellington Laboratories Inc., please visit our website at www.well-labs.com or contact us directly at info@well-labs.com

17L2323

Figure 1: **M4PFHpA; LC/MS Data (TIC and Mass Spectrum)**

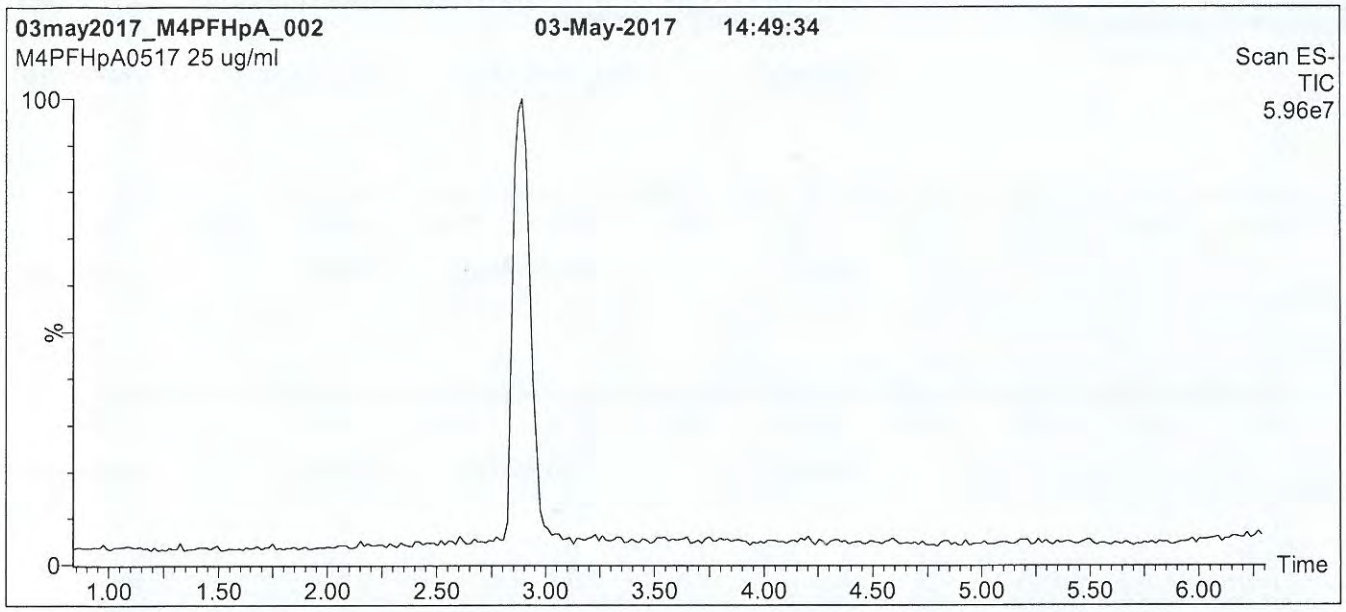

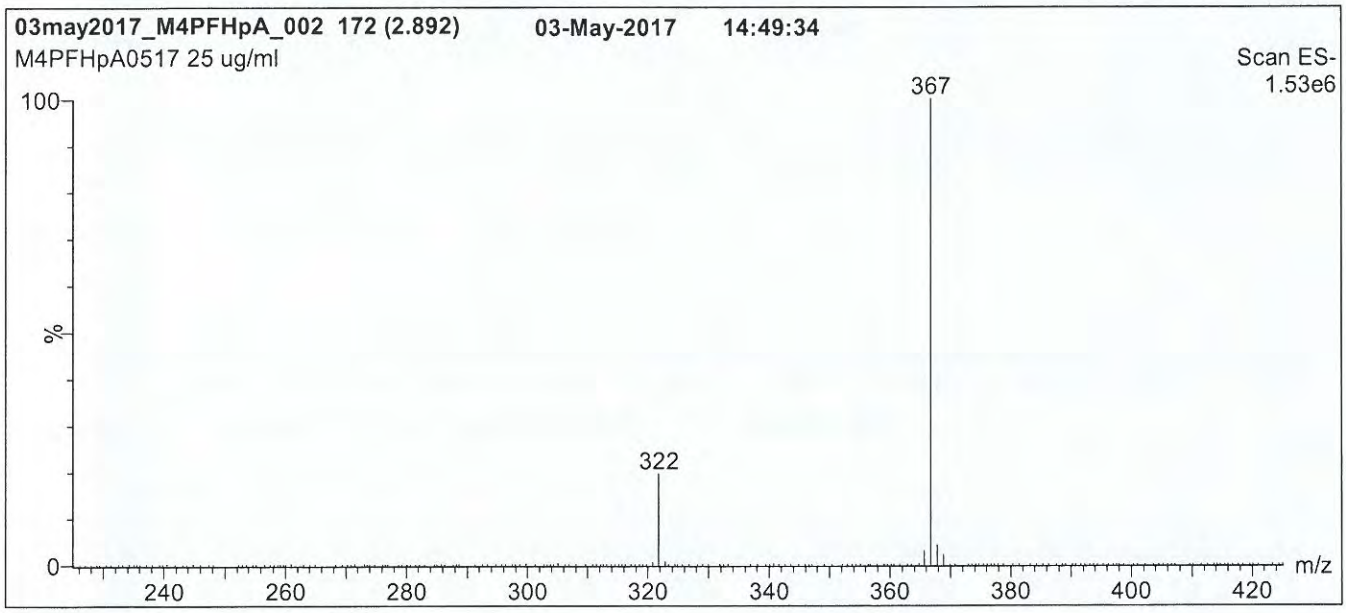

Conditions for Figure 1:

LC: **Waters Acquity Ultra Performance LC**
MS: **Micromass Quattro *micro* API MS**

Chromatographic Conditions

Column: Acquity UPLC BEH Shield RP_{18}
1.7 µm, 2.1 x 100 mm

Mobile phase: Gradient
Start: 50% (80:20 MeOH:ACN) / 50% H_2O
(both with 10 mM NH_4OAc buffer)
Ramp to 90% organic over 8 min and hold for 1 min before returning to initial conditions in 0.5 min.
Time: 10 min

Flow: 300 µl/min

MS Parameters

Experiment: Full Scan (225 - 850 amu)

Source: Electrospray (negative)
Capillary Voltage (kV) = 2.00
Cone Voltage (V) = 15.00
Cone Gas Flow (l/hr) = 50
Desolvation Gas Flow (l/hr) = 750

17L2323

Figure 2: **M4PFHpA; LC/MS/MS Data (Selected MRM Transitions)**

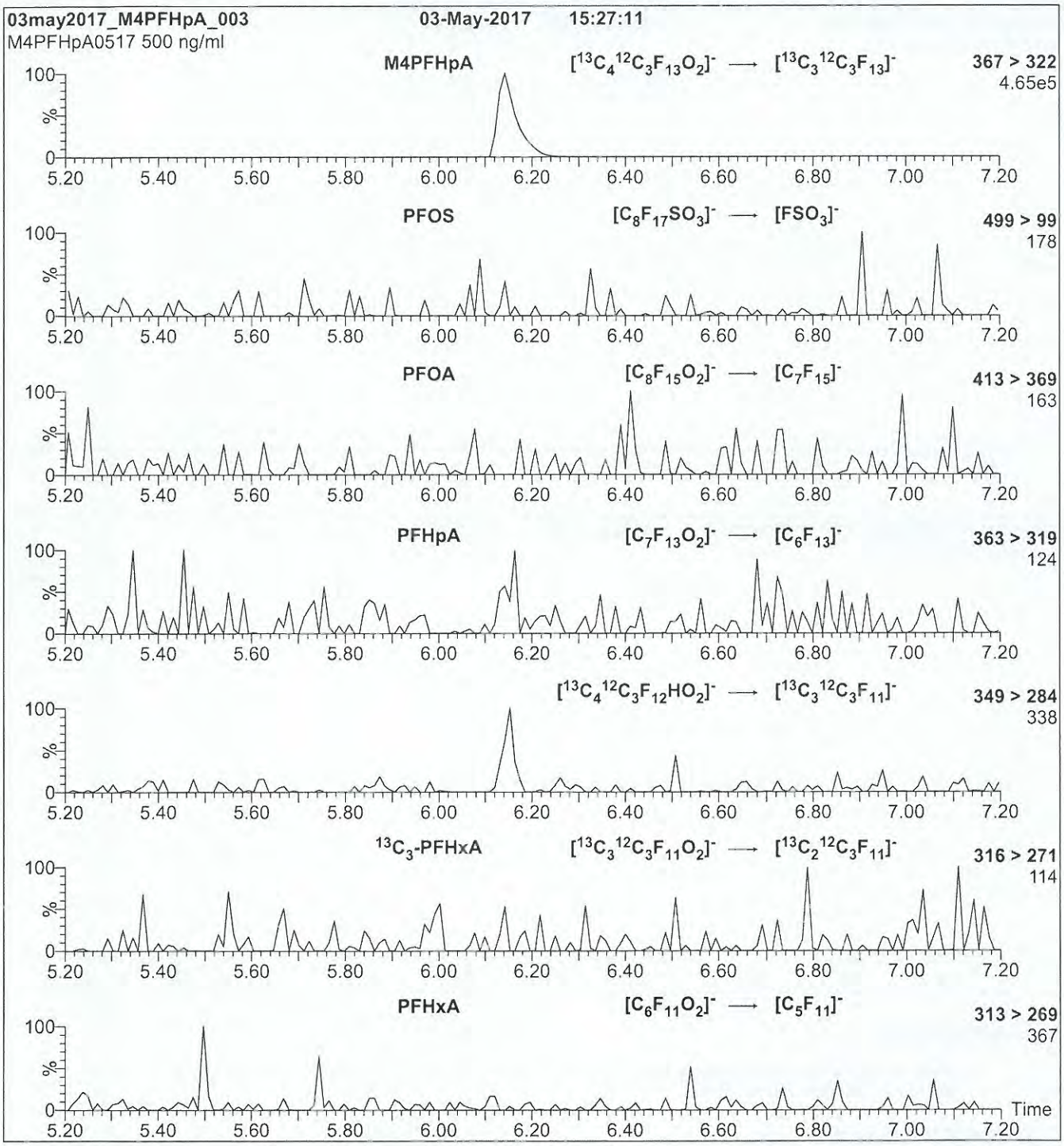

Conditions for Figure 2:

Injection: Direct loop injection
10 µl (500 ng/ml M4PFHpA)

Mobile phase: Isocratic 80% (80:20 MeOH:ACN) / 20% H_2O
(both with 10 mM NH_4OAc buffer)

Flow: 300 µl/min

MS Parameters

Collision Gas (mbar) = 3.46e-3
Collision Energy (eV) = 9

17L2324

WELLINGTON LABORATORIES

CERTIFICATE OF ANALYSIS
DOCUMENTATION

PRODUCT CODE: M3PFBS **LOT NUMBER:** M3PFBS0815

COMPOUND: Sodium perfluoro-1-[2,3,4-$^{13}C_3$]butanesulfonate

STRUCTURE: **CAS #:** Not available

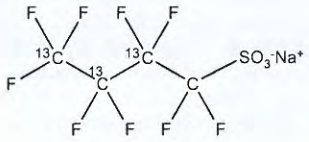

MOLECULAR FORMULA:	$^{13}C_3{}^{12}CF_9SO_3Na$	**MOLECULAR WEIGHT:**	325.06
CONCENTRATION:	50.0 ± 2.5 µg/ml (Na salt) 46.5 ± 2.3 µg/ml (M3PFBS anion)	**SOLVENT(S):**	Methanol
CHEMICAL PURITY:	>98%	**ISOTOPIC PURITY:**	≥99% ^{13}C ($2,3,4\text{-}^{13}C_3$)
LAST TESTED: (mm/dd/yyyy)	05/24/2017		
EXPIRY DATE: (mm/dd/yyyy)	05/24/2022		
RECOMMENDED STORAGE:	Store ampoule in a cool, dark place		

DOCUMENTATION/ DATA ATTACHED:

Figure 1: LC/MS Data (TIC and Mass Spectrum)
Figure 2: LC/MS/MS Data (Selected MRM Transitions)

ADDITIONAL INFORMATION:

- See page 2 for further details.

FOR LABORATORY USE ONLY: NOT FOR HUMAN OR DRUG USE

Certified By: _____ **Date:** 05/25/2017 (mm/dd/yyyy)
B.G. Chittim, General Manager

Wellington Laboratories Inc., 345 Southgate Dr. Guelph ON N1G 3M5 CANADA
519-822-2436 • Fax: 519-822-2849 • info@well-labs.com

17L2324

INTENDED USE:

The products prepared by Wellington Laboratories Inc. are for laboratory use only. This certified reference material (CRM) was designed to be used as a standard for the identification and/or quantification of the specific chemical compound it contains.

HAZARDS:

This product should only be used by qualified personnel familiar with its potential hazards and trained in the handling of hazardous chemicals. Due care should be exercised to prevent unnecessary human contact or ingestion. All procedures should be carried out in a well-functioning fume hood and suitable gloves, eye protection, and clothing should be worn at all times. Waste should be disposed of according to national and regional regulations. Safety Data Sheets (SDSs) are available upon request.

SYNTHESIS / CHARACTERIZATION:

Where possible, all of our products are synthesized using single-product unambiguous routes. They are then characterized, and their structures and purities confirmed, using a combination of the most relevant techniques, such as NMR, GC/MS, LC/MS/MS, SFC/UV/MS/MS, x-ray crystallography, and melting point. Isotopic purities of mass-labelled compounds are also confirmed using HRGC/HRMS and/or LC/MS/MS.

HOMOGENEITY:

Prior to solution preparation, crystalline material is tested for homogeneity using a variety of techniques (as stated above) and its solubility in a given diluent is taken into consideration. Duplicate solutions of a new product are prepared from the same crystalline lot and, after the addition of an appropriate internal standard, they are compared by GC/MS, LC/MS/MS and/or SFC/UV/MS/MS. The relative response factors of the analyte of interest in each solution are required to be <5% RSD. New solution lots of existing products are compared to older lots in the same manner, which further confirms the homogeneity of the crystalline material as well as the stability and homogeneity of the solutions in the storage containers. In order to maintain the integrity of the assigned value(s), and associated uncertainty, the dilution or injection of a subsample of this product should be performed using calibrated measuring equipment.

UNCERTAINTY:

The maximum combined relative standard uncertainty of our reference standard solutions is calculated using the following equation:

The combined relative standard uncertainty, $u_c(y)$, of a value y and the uncertainty of the independent parameters $x_1, x_2, \ldots x_n$ on which it depends is:

$$u_c(y(x_1, x_2, \ldots x_n)) = \sqrt{\sum_{i=1}^{n} u(y, x_i)^2}$$

where x is expressed as a relative standard uncertainty of the individual parameter.

The individual uncertainties taken into account include those associated with weights (calibration of the balance) and volumes (calibration of the volumetric glassware). An expanded maximum combined percent relative uncertainty of ±5% (calculated with a coverage factor of 2 and a level of confidence of 95%) is stated on the Certificate of Analysis for all of our products.

TRACEABILITY:

All reference standard solutions are traceable to specific crystalline lots. The microbalances used for solution preparation are regularly tested by an external ISO/IEC 17025 accredited calibration company. In addition, their calibration is verified prior to each weighing using calibrated NIST and/or NRC traceable external weights. All volumetric glassware used is calibrated, of Class A tolerance, and has been tested according to the appropriate ASTM procedures, which are ultimately traceable to NIST. For certain products, traceability to international interlaboratory studies has also been established.

EXPIRY DATE / PERIOD OF VALIDITY:

Ongoing stability studies of this product have demonstrated stability in its composition and concentration, until the specified expiry date, in the unopened ampoule. Monitoring for any degradation or change in concentration of the listed analyte(s) is performed on a routine basis.

LIMITED WARRANTY:

At the time of shipment, all products are warranted to be free of defects in material and workmanship and to conform to the stated technical and purity specifications.

QUALITY MANAGEMENT:

This product was produced using a Quality Management System registered to the latest versions of ISO 9001 by SAI Global, ISO/IEC 17025 by the Canadian Association for Laboratory Accreditation Inc. (CALA; A 1226), and ISO GUIDE 34 by ANSI-ASQ National Accreditation Board (ANAB; AR-1523).

CALA

ANAB ACCREDITED

For additional information or assistance concerning this or any other products from Wellington Laboratories Inc., please visit our website at www.well-labs.com or contact us directly at info@well-labs.com

17L2324

Figure 1: **M3PFBS; LC/MS Data (TIC and Mass Spectrum)**

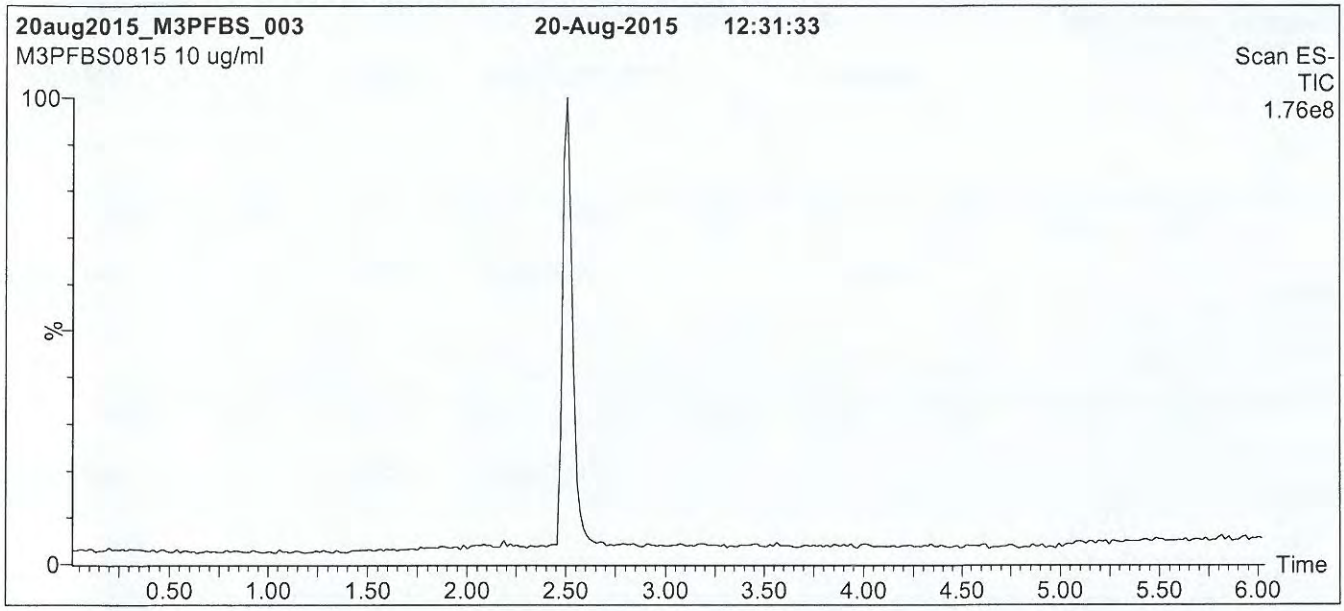

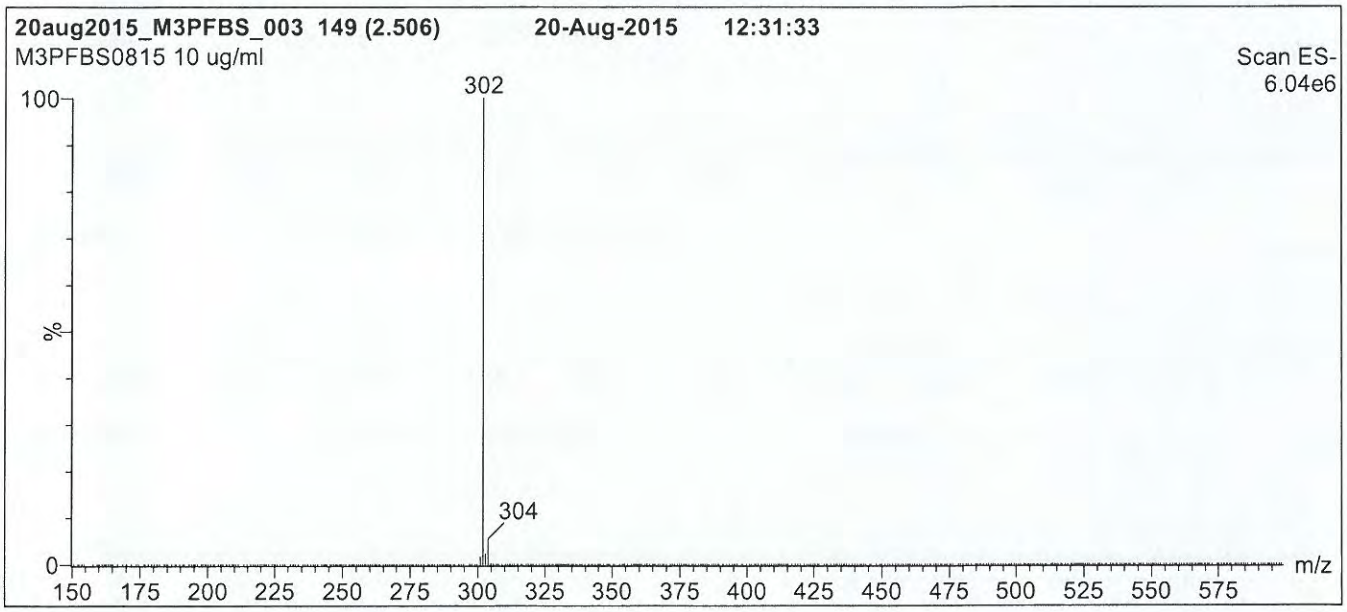

Conditions for Figure 1:

LC: **Waters Acquity Ultra Performance LC**
MS: **Micromass Quattro *micro* API MS**

Chromatographic Conditions

Column: Acquity UPLC BEH Shield RP_{18}
1.7 µm, 2.1 x 100 mm

Mobile phase: Gradient
Start: 40% (80:20 MeOH:ACN) / 60% H_2O
(both with 10 mM NH_4OAc buffer)
Ramp to 90% organic over 7 min and hold for
2 min before returning to initial conditions in 0.5 min.
Time: 10 min

Flow: 300 µl/min

MS Parameters

Experiment: Full Scan (150 - 850 amu)

Source: Electrospray (negative)
Capillary Voltage (kV) = 2.00
Cone Voltage (V) = 40.00
Cone Gas Flow (l/hr) = 50
Desolvation Gas Flow (l/hr) = 750

17L2324

Figure 2: **M3PFBS; LC/MS/MS Data (Selected MRM Transitions)**

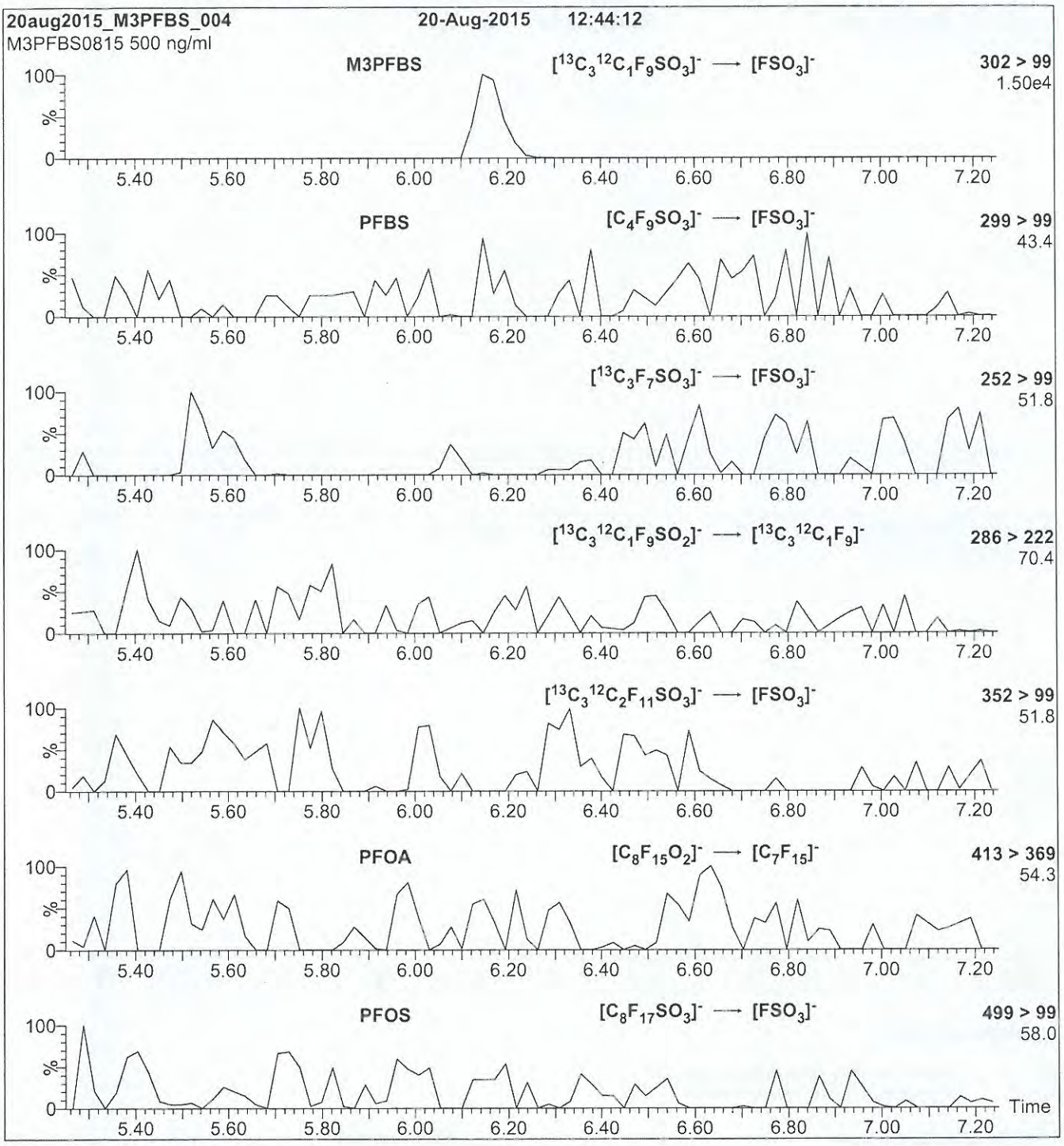

Conditions for Figure 2:

Injection: Direct loop injection
10 µl (500 ng/ml M3PFBS)

Mobile phase: Isocratic 80% (80:20 MeOH:ACN) / 20% H_2O
(both with 10 mM NH_4OAc buffer)

Flow: 300 µl/min

MS Parameters

Collision Gas (mbar) = 3.31e-3
Collision Energy (eV) = 25

17L2325

WELLINGTON LABORATORIES

CERTIFICATE OF ANALYSIS
DOCUMENTATION

PRODUCT CODE: M8PFOS
COMPOUND: Sodium perfluoro-1-[$^{13}C_8$]octanesulfonate

LOT NUMBER: M8PFOS1117

STRUCTURE:

CAS #: Not available

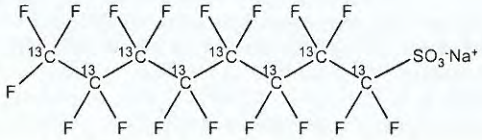

MOLECULAR FORMULA:	$^{13}C_8F_{17}SO_3Na$	**MOLECULAR WEIGHT:**	530.05
CONCENTRATION:	50.0 ± 2.5 µg/ml (Na salt) 47.8 ± 2.4 µg/ml (M8PFOS anion)	**SOLVENT(S):**	Methanol
CHEMICAL PURITY:	>98%	**ISOTOPIC PURITY:**	>99% ^{13}C ($^{13}C_8$)
LAST TESTED: (mm/dd/yyyy)	11/08/2017		
EXPIRY DATE: (mm/dd/yyyy)	11/08/2022		
RECOMMENDED STORAGE:	Store ampoule in a cool, dark place		

DOCUMENTATION/ DATA ATTACHED:

Figure 1: LC/MS Data (TIC and Mass Spectrum)
Figure 2: LC/MS/MS Data (Selected MRM Transitions)

ADDITIONAL INFORMATION:

- See page 2 for further details.
- Contains ~ 0.3% of sodium perfluoro-1-[$^{13}C_7$]heptanesulfonate ($^{13}C_7$-PFHpS) and ~ 0.8% of sodium perfluoro-1-[$^{13}C_4$]octanesulfonate (MPFOS).

FOR LABORATORY USE ONLY: NOT FOR HUMAN OR DRUG USE

Certified By: _____ **Date:** 11/22/2017 (mm/dd/yyyy)
B.G. Chittim, General Manager

Wellington Laboratories Inc., 345 Southgate Dr. Guelph ON N1G 3M5 CANADA
519-822-2436 • Fax: 519-822-2849 • info@well-labs.com

17L2325

INTENDED USE:

The products prepared by Wellington Laboratories Inc. are for laboratory use only. This certified reference material (CRM) was designed to be used as a standard for the identification and/or quantification of the specific chemical compound it contains.

HAZARDS:

This product should only be used by qualified personnel familiar with its potential hazards and trained in the handling of hazardous chemicals. Due care should be exercised to prevent unnecessary human contact or ingestion. All procedures should be carried out in a well-functioning fume hood and suitable gloves, eye protection, and clothing should be worn at all times. Waste should be disposed of according to national and regional regulations. Safety Data Sheets (SDSs) are available upon request.

SYNTHESIS / CHARACTERIZATION:

Where possible, all of our products are synthesized using single-product unambiguous routes. They are then characterized, and their structures and purities confirmed, using a combination of the most relevant techniques, such as NMR, GC/MS, LC/MS/MS, SFC/UV/MS/MS, x-ray crystallography, and melting point. Isotopic purities of mass-labelled compounds are also confirmed using HRGC/HRMS and/or LC/MS/MS.

HOMOGENEITY:

Prior to solution preparation, crystalline material is tested for homogeneity using a variety of techniques (as stated above) and its solubility in a given diluent is taken into consideration. Duplicate solutions of a new product are prepared from the same crystalline lot and, after the addition of an appropriate internal standard, they are compared by GC/MS, LC/MS/MS and/or SFC/UV/MS/MS. The relative response factors of the analyte of interest in each solution are required to be <5% RSD. New solution lots of existing products are compared to older lots in the same manner, which further confirms the homogeneity of the crystalline material as well as the stability and homogeneity of the solutions in the storage containers. In order to maintain the integrity of the assigned value(s), and associated uncertainty, the dilution or injection of a subsample of this product should be performed using calibrated measuring equipment.

UNCERTAINTY:

The maximum combined relative standard uncertainty of our reference standard solutions is calculated using the following equation:

The combined relative standard uncertainty, $u_c(y)$, of a value y and the uncertainty of the independent parameters $x_1, x_2, \ldots x_n$ on which it depends is:

$$u_c(y(x_1, x_2, \ldots x_n)) = \sqrt{\sum_{i=1}^{n} u(y, x_i)^2}$$

where x is expressed as a relative standard uncertainty of the individual parameter.

The individual uncertainties taken into account include those associated with weights (calibration of the balance) and volumes (calibration of the volumetric glassware). An expanded maximum combined percent relative uncertainty of ±5% (calculated with a coverage factor of 2 and a level of confidence of 95%) is stated on the Certificate of Analysis for all of our products.

TRACEABILITY:

All reference standard solutions are traceable to specific crystalline lots. The microbalances used for solution preparation are regularly tested by an external ISO/IEC 17025 accredited calibration company. In addition, their calibration is verified prior to each weighing using calibrated NIST and/or NRC traceable external weights. All volumetric glassware used is calibrated, of Class A tolerance, and has been tested according to the appropriate ASTM procedures, which are ultimately traceable to NIST. For certain products, traceability to international interlaboratory studies has also been established.

EXPIRY DATE / PERIOD OF VALIDITY:

Ongoing stability studies of this product have demonstrated stability in its composition and concentration, until the specified expiry date, in the unopened ampoule. Monitoring for any degradation or change in concentration of the listed analyte(s) is performed on a routine basis.

LIMITED WARRANTY:

At the time of shipment, all products are warranted to be free of defects in material and workmanship and to conform to the stated technical and purity specifications.

QUALITY MANAGEMENT:

This product was produced using a Quality Management System registered to the latest versions of ISO 9001 by SAI Global, ISO/IEC 17025 by the Canadian Association for Laboratory Accreditation Inc. (CALA; A 1226), and ISO GUIDE 34 by ANSI-ASQ National Accreditation Board (ANAB; AR-1523).

CALA

ANAB ACCREDITED

For additional information or assistance concerning this or any other products from Wellington Laboratories Inc., please visit our website at www.well-labs.com or contact us directly at info@well-labs.com

1712325

Figure 1: **M8PFOS; LC/MS Data (TIC and Mass Spectrum)**

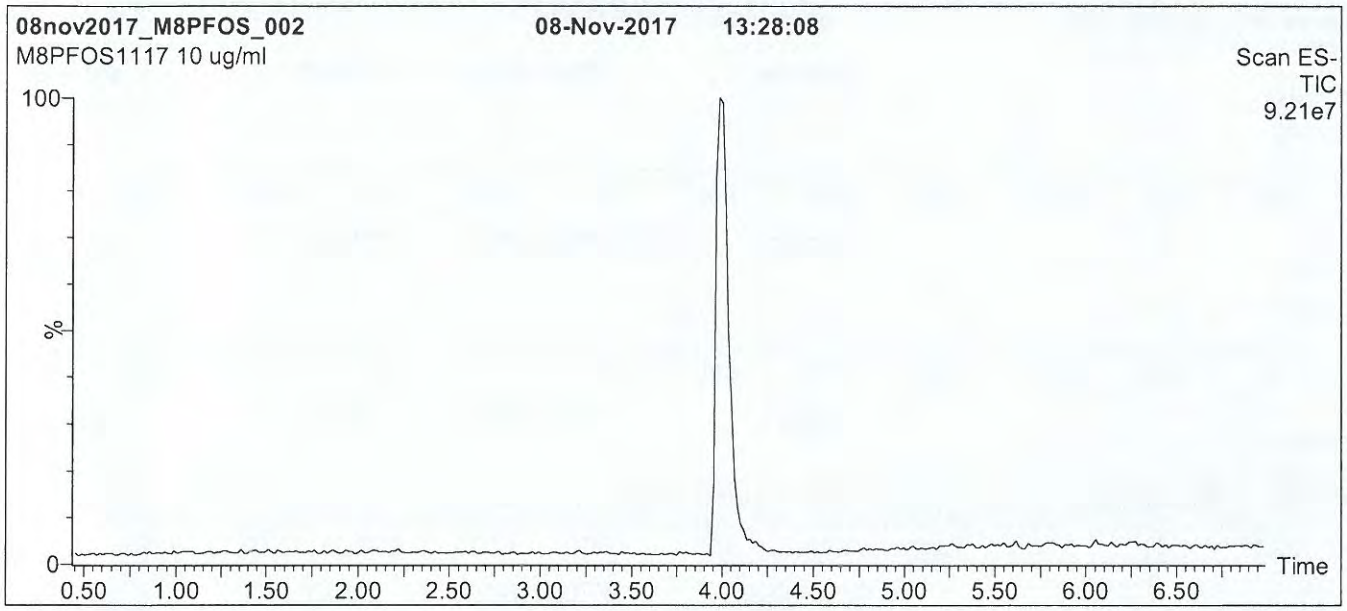

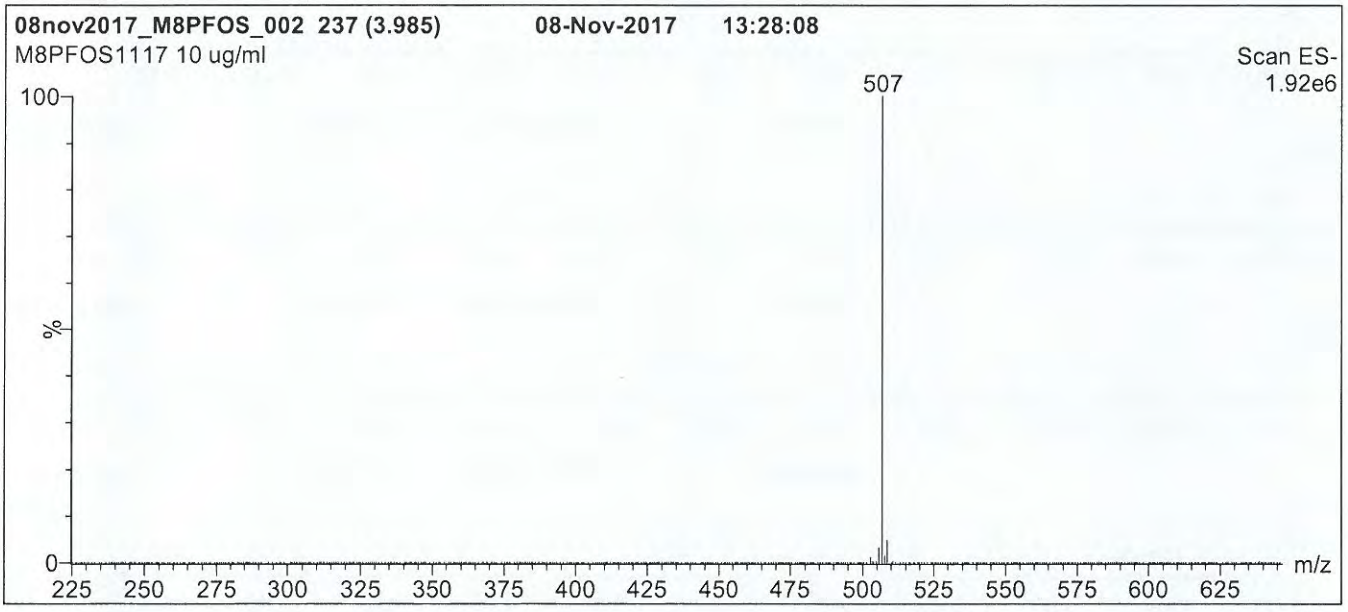

Conditions for Figure 1:

LC: **Waters Acquity Ultra Performance LC**
MS: **Micromass Quattro *micro* API MS**

Chromatographic Conditions

Column: Acquity UPLC BEH Shield RP_{18}
1.7 µm, 2.1 x 100 mm

Mobile phase: Gradient
Start: 50% (80:20 MeOH:ACN) / 50% H_2O
(both with 10 mM NH_4OAc buffer)
Ramp to 90% organic over 7 min and hold for 2 min
before returning to initial conditions in 0.5 min.
Time: 10 min

Flow: 300 µl/min

MS Parameters

Experiment: Full Scan (225 - 850 amu)

Source: Electrospray (negative)
Capillary Voltage (kV) = 3.00
Cone Voltage (V) = 60.00
Cone Gas Flow (l/hr) = 50
Desolvation Gas Flow (l/hr) = 750

1712325

Figure 2: **M8PFOS; LC/MS/MS Data (Selected MRM Transitions)**

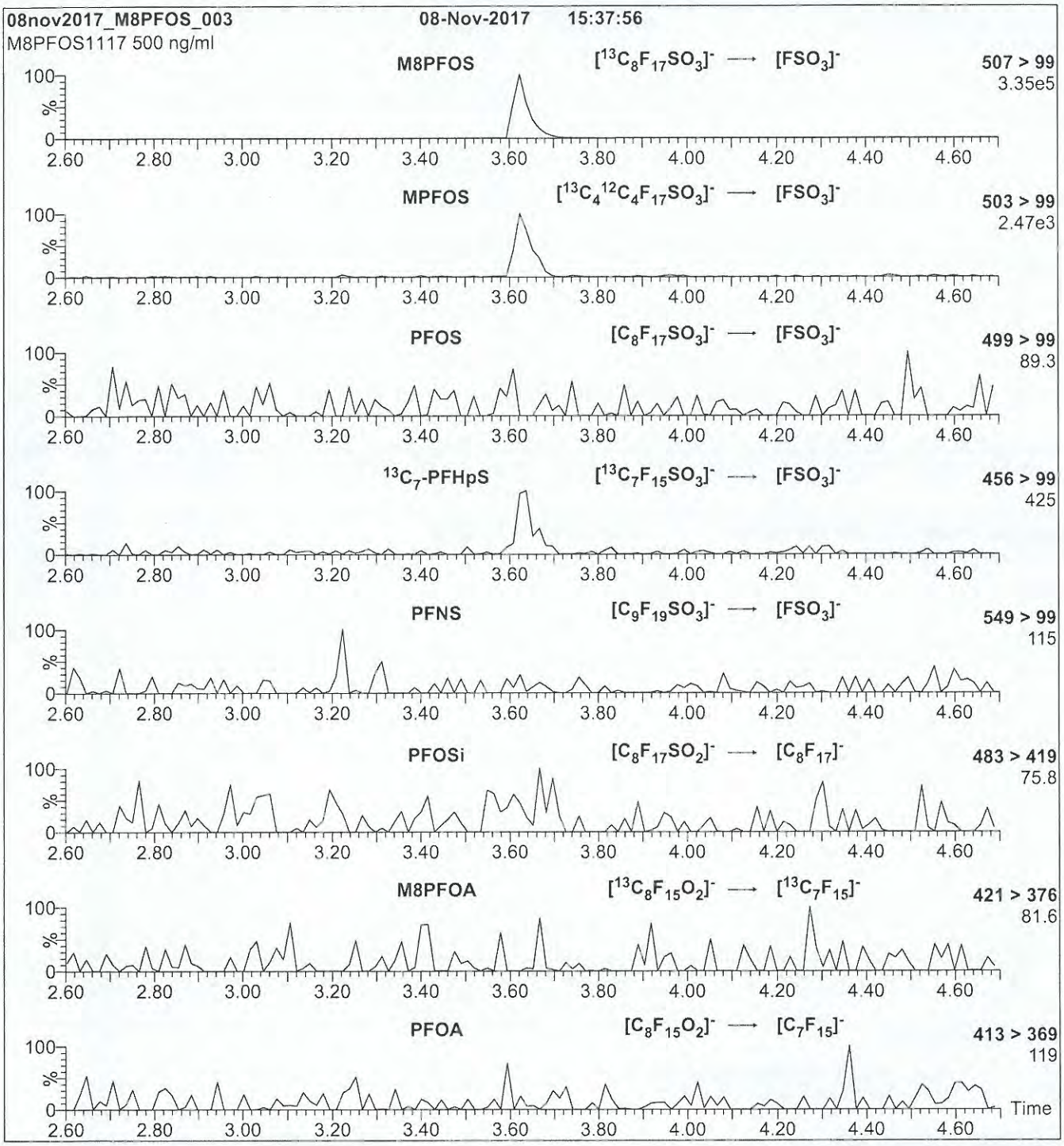

Conditions for Figure 2:

Injection: Direct loop injection
10 µl (500 ng/ml M8PFOS)

Mobile phase: Isocratic 80% (80:20 MeOH:ACN) / 20% H_2O
(both with 10 mM NH_4OAc buffer)

Flow: 300 µl/min

MS Parameters

Collision Gas (mbar) = 3.46e-3
Collision Energy (eV) = 40

17L2326

WELLINGTON LABORATORIES

CERTIFICATE OF ANALYSIS DOCUMENTATION

PRODUCT CODE: MPFHxS
COMPOUND: Sodium perfluoro-1-hexane[$^{18}O_2$]sulfonate
LOT NUMBER: MPFHxS0217

STRUCTURE:

CAS #: Not available

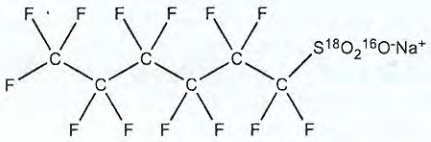

MOLECULAR FORMULA:	$C_6F_{13}S^{18}O_2{}^{16}ONa$	**MOLECULAR WEIGHT:**	426.10
CONCENTRATION:	50.0 ± 2.5 µg/ml (Na salt) 47.3 ± 2.4 µg/ml (MPFHxS anion)	**SOLVENT(S):**	Methanol
CHEMICAL PURITY:	>98%	**ISOTOPIC PURITY:**	>94% ($^{18}O_2$)
LAST TESTED: (mm/dd/yyyy)	02/17/2017		
EXPIRY DATE: (mm/dd/yyyy)	02/17/2022		
RECOMMENDED STORAGE:	Store ampoule in a cool, dark place		

DOCUMENTATION/ DATA ATTACHED:

Figure 1: LC/MS Data (TIC and Mass Spectrum)
Figure 2: LC/MS/MS Data (Selected MRM Transitions)

ADDITIONAL INFORMATION:

- See page 2 for further details.
- The response factor for MPFHxS ($C_6F_{13}S^{18}O_2{}^{16}O^-$) has been observed to be up to 10% lower than for PFHxS ($C_6F_{13}S^{16}O_3^-$) when both compounds are injected together. This difference may vary between instruments.
- Contains ~ 1.0% of sodium perfluoro-1-octane[$^{18}O_2$]sulfonate ($^{18}O_2$-PFOS).
- Due to the isotopic purity of the starting material ($^{18}O_2$ >94%), MPFHxS contains ~ 0.3% of PFHxS. This value agrees with the theoretical percent relative abundance that is expected based on the stated isotopic purity.

FOR LABORATORY USE ONLY: NOT FOR HUMAN OR DRUG USE

Certified By: B.G. Chittim **Date:** 03/02/2017 (mm/dd/yyyy)

Wellington Laboratories Inc., 345 Southgate Dr. Guelph ON N1G 3M5 CANADA
519-822-2436 • Fax: 519-822-2849 • info@well-labs.com

17L2326

INTENDED USE:

The products prepared by Wellington Laboratories Inc. are for laboratory use only. This certified reference material (CRM) was designed to be used as a standard for the identification and/or quantification of the specific chemical compound it contains.

HAZARDS:

This product should only be used by qualified personnel familiar with its potential hazards and trained in the handling of hazardous chemicals. Due care should be exercised to prevent unnecessary human contact or ingestion. All procedures should be carried out in a well-functioning fume hood and suitable gloves, eye protection, and clothing should be worn at all times. Waste should be disposed of according to national and regional regulations. Safety Data Sheets (SDSs) are available upon request.

SYNTHESIS / CHARACTERIZATION:

Where possible, all of our products are synthesized using single-product unambiguous routes. They are then characterized, and their structures and purities confirmed, using a combination of the most relevant techniques, such as NMR, GC/MS, LC/MS/MS, SFC/UV/MS/MS, x-ray crystallography, and melting point. Isotopic purities of mass-labelled compounds are also confirmed using HRGC/HRMS and/or LC/MS/MS.

HOMOGENEITY:

Prior to solution preparation, crystalline material is tested for homogeneity using a variety of techniques (as stated above) and its solubility in a given diluent is taken into consideration. Duplicate solutions of a new product are prepared from the same crystalline lot and, after the addition of an appropriate internal standard, they are compared by GC/MS, LC/MS/MS and/or SFC/UV/MS/MS. The relative response factors of the analyte of interest in each solution are required to be <5% RSD. New solution lots of existing products are compared to older lots in the same manner, which further confirms the homogeneity of the crystalline material as well as the stability and homogeneity of the solutions in the storage containers.

UNCERTAINTY:

The maximum combined relative standard uncertainty of our reference standard solutions is calculated using the following equation:

The combined relative standard uncertainty, $u_c(y)$, of a value y and the uncertainty of the independent parameters $x_1, x_2, \ldots x_n$ on which it depends is:

$$u_c(y(x_1, x_2, \ldots x_n)) = \sqrt{\sum_{i=1}^{n} u(y, x_i)^2}$$

where x is expressed as a relative standard uncertainty of the individual parameter.

The individual uncertainties taken into account include those associated with weights (calibration of the balance) and volumes (calibration of the volumetric glassware). An expanded maximum combined percent relative uncertainty of ±5% (calculated with a coverage factor of 2 and a level of confidence of 95%) is stated on the Certificate of Analysis for all of our products.

TRACEABILITY:

All reference standard solutions are traceable to specific crystalline lots. The microbalances used for solution preparation are regularly tested by an external ISO/IEC 17025 accredited calibration company. In addition, their calibration is verified prior to each weighing using NIST and/or NRC traceable external weights. All volumetric glassware used is of Class A tolerance and has been tested according to the appropriate ASTM procedures, which are ultimately traceable to NIST. For certain products, traceability to international interlaboratory studies has also been established.

EXPIRY DATE / PERIOD OF VALIDITY:

Ongoing stability studies of this product have demonstrated stability in its composition and concentration, until the specified expiry date, in the unopened ampoule. Monitoring for any degradation or change in concentration of the listed analyte(s) is performed on a routine basis.

LIMITED WARRANTY:

At the time of shipment, all products are warranted to be free of defects in material and workmanship and to conform to the stated technical and purity specifications.

QUALITY MANAGEMENT:

This product was produced using a Quality Management System registered to the latest versions of ISO 9001 by SAI Global, ISO/IEC 17025 by the Canadian Association for Laboratory Accreditation Inc. (CALA; A 1226), and ISO GUIDE 34 by ANSI-ASQ National Accreditation Board (ANAB; AR-1523).

CALA Testing Accreditation No. A 1226

ANAB ACCREDITED REFERENCE MATERIAL PRODUCER

For additional information or assistance concerning this or any other products from Wellington Laboratories Inc., please visit our website at www.well-labs.com or contact us directly at info@well-labs.com

17L2326

Figure 1: **MPFHxS; LC/MS Data (TIC and Mass Spectrum)**

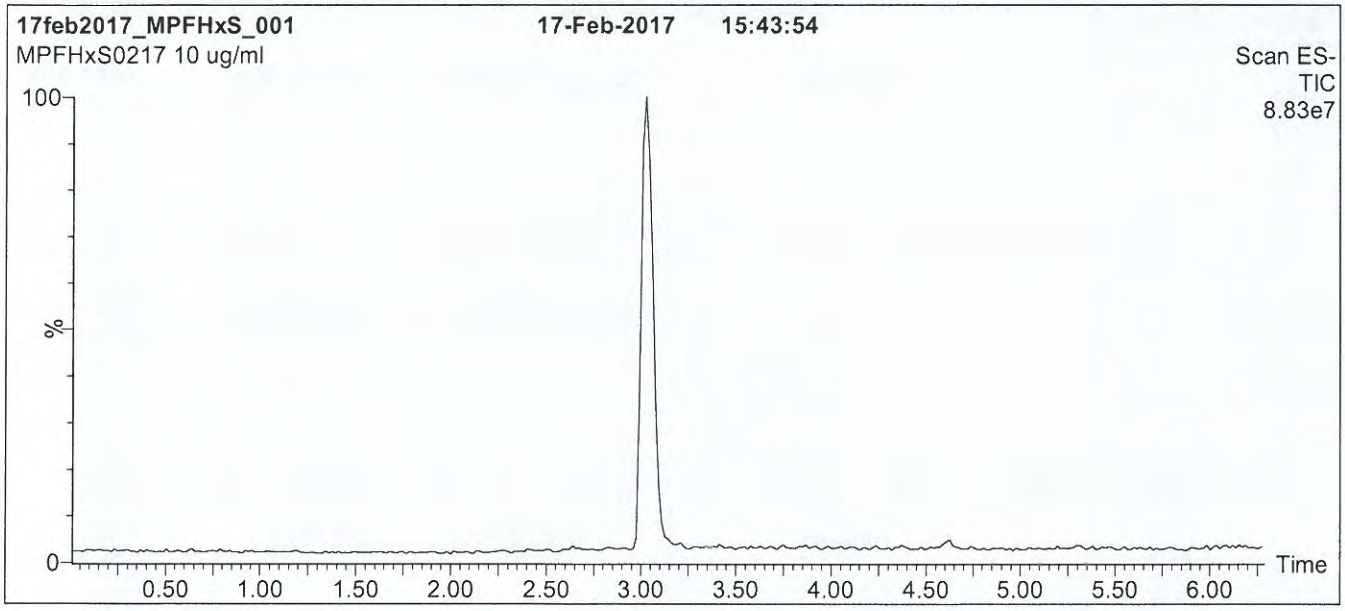

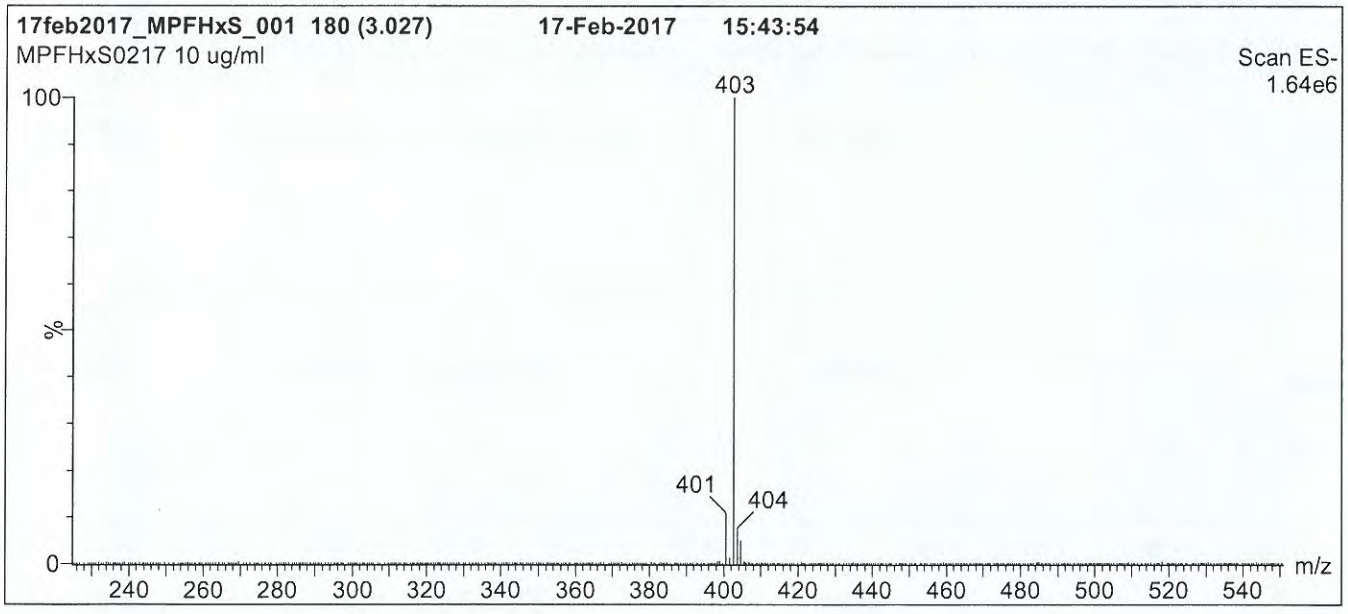

Conditions for Figure 1:

LC: **Waters Acquity Ultra Performance LC**
MS: **Micromass Quattro *micro* API MS**

Chromatographic Conditions

Column: Acquity UPLC BEH Shield RP_{18}
1.7 µm, 2.1 x 100 mm

Mobile phase: Gradient
Start: 50% (80:20 MeOH:ACN) / 50% H_2O
(both with 10 mM NH_4OAc buffer)
Ramp to 90% organic over 8 min and hold for 1 min before returning to initial conditions in 0.5 min.
Time: 10 min

Flow: 300 µl/min

MS Parameters

Experiment: Full Scan (225 - 850 amu)

Source: Electrospray (negative)
Capillary Voltage (kV) = 3.00
Cone Voltage (V) = 50.00
Cone Gas Flow (l/hr) = 60
Desolvation Gas Flow (l/hr) = 750

17L2326

Figure 2: **MPFHxS; LC/MS/MS Data (Selected MRM Transitions)**

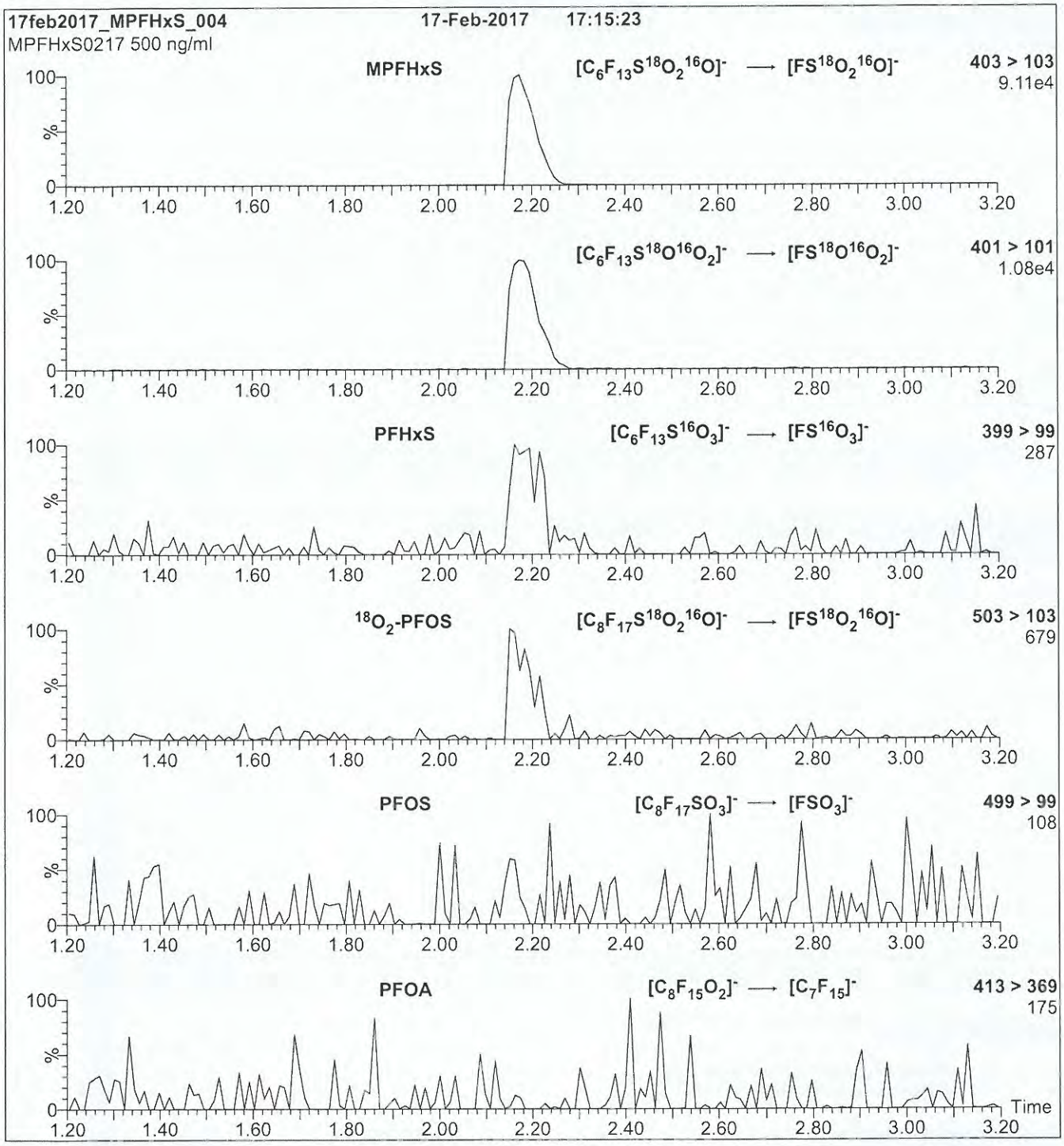

Conditions for Figure 2:

Injection: Direct loop injection
10 µl (500 ng/ml MPFHxS)

Mobile phase: Isocratic 80% (80:20 MeOH:ACN) / 20% H_2O
(both with 10 mM NH_4OAc buffer)

Flow: 300 µl/min

MS Parameters

Collision Gas (mbar) = 3.43e-3
Collision Energy (eV) = 30

1712327

WELLINGTON LABORATORIES

CERTIFICATE OF ANALYSIS
DOCUMENTATION

PRODUCT CODE: M8FOSA-I
COMPOUND: Perfluoro-1-[$^{13}C_8$]octanesulfonamide

LOT NUMBER: M8FOSA1017I

STRUCTURE:

CAS #: Not available

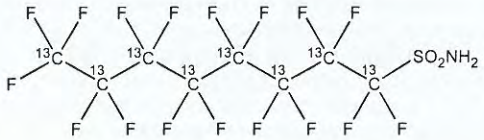

MOLECULAR FORMULA:	$^{13}C_8H_2F_{17}NO_2S$	**MOLECULAR WEIGHT:**	507.09
CONCENTRATION:	50 ± 2.5 µg/ml	**SOLVENT(S):**	Isopropanol
CHEMICAL PURITY:	>98%	**ISOTOPIC PURITY:**	≥99% ^{13}C ($^{13}C_8$)
LAST TESTED: (mm/dd/yyyy)	10/11/2017		
EXPIRY DATE: (mm/dd/yyyy)	10/11/2022		
RECOMMENDED STORAGE:	Refrigerate ampoule		

DOCUMENTATION/ DATA ATTACHED:

Figure 1: LC/MS Data (TIC and Mass Spectrum)
Figure 2: LC/MS/MS Data (Selected MRM Transitions)

ADDITIONAL INFORMATION:

- See page 2 for further details.
- Contains ~ 1.1% of perfluoro-1-[$^{13}C_4$]octanesulfonamide and ~ 0.01% of perfluoro-1-[$^{13}C_7$]heptanesulfonamide.

FOR LABORATORY USE ONLY: NOT FOR HUMAN OR DRUG USE

Certified By: _____ **Date:** 10/20/2017 (mm/dd/yyyy)
B.G. Chittim, General Manager

Wellington Laboratories Inc., 345 Southgate Dr. Guelph ON N1G 3M5 CANADA
519-822-2436 • Fax: 519-822-2849 • info@well-labs.com

17L2327

INTENDED USE:

The products prepared by Wellington Laboratories Inc. are for laboratory use only. This certified reference material (CRM) was designed to be used as a standard for the identification and/or quantification of the specific chemical compound it contains.

HAZARDS:

This product should only be used by qualified personnel familiar with its potential hazards and trained in the handling of hazardous chemicals. Due care should be exercised to prevent unnecessary human contact or ingestion. All procedures should be carried out in a well-functioning fume hood and suitable gloves, eye protection, and clothing should be worn at all times. Waste should be disposed of according to national and regional regulations. Safety Data Sheets (SDSs) are available upon request.

SYNTHESIS / CHARACTERIZATION:

Where possible, all of our products are synthesized using single-product unambiguous routes. They are then characterized, and their structures and purities confirmed, using a combination of the most relevant techniques, such as NMR, GC/MS, LC/MS/MS, SFC/UV/MS/MS, x-ray crystallography, and melting point. Isotopic purities of mass-labelled compounds are also confirmed using HRGC/HRMS and/or LC/MS/MS.

HOMOGENEITY:

Prior to solution preparation, crystalline material is tested for homogeneity using a variety of techniques (as stated above) and its solubility in a given diluent is taken into consideration. Duplicate solutions of a new product are prepared from the same crystalline lot and, after the addition of an appropriate internal standard, they are compared by GC/MS, LC/MS/MS and/or SFC/UV/MS/MS. The relative response factors of the analyte of interest in each solution are required to be <5% RSD. New solution lots of existing products are compared to older lots in the same manner, which further confirms the homogeneity of the crystalline material as well as the stability and homogeneity of the solutions in the storage containers. In order to maintain the integrity of the assigned value(s), and associated uncertainty, the dilution or injection of a subsample of this product should be performed using calibrated measuring equipment.

UNCERTAINTY:

The maximum combined relative standard uncertainty of our reference standard solutions is calculated using the following equation:

The combined relative standard uncertainty, $u_c(y)$, of a value y and the uncertainty of the independent parameters $x_1, x_2, \ldots x_n$ on which it depends is:

$$u_c(y(x_1, x_2, \ldots x_n)) = \sqrt{\sum_{i=1}^{n} u(y, x_i)^2}$$

where x is expressed as a relative standard uncertainty of the individual parameter.

The individual uncertainties taken into account include those associated with weights (calibration of the balance) and volumes (calibration of the volumetric glassware). An expanded maximum combined percent relative uncertainty of ±5% (calculated with a coverage factor of 2 and a level of confidence of 95%) is stated on the Certificate of Analysis for all of our products.

TRACEABILITY:

All reference standard solutions are traceable to specific crystalline lots. The microbalances used for solution preparation are regularly tested by an external ISO/IEC 17025 accredited calibration company. In addition, their calibration is verified prior to each weighing using calibrated NIST and/or NRC traceable external weights. All volumetric glassware used is calibrated, of Class A tolerance, and has been tested according to the appropriate ASTM procedures, which are ultimately traceable to NIST. For certain products, traceability to international interlaboratory studies has also been established.

EXPIRY DATE / PERIOD OF VALIDITY:

Ongoing stability studies of this product have demonstrated stability in its composition and concentration, until the specified expiry date, in the unopened ampoule. Monitoring for any degradation or change in concentration of the listed analyte(s) is performed on a routine basis.

LIMITED WARRANTY:

At the time of shipment, all products are warranted to be free of defects in material and workmanship and to conform to the stated technical and purity specifications.

QUALITY MANAGEMENT:

This product was produced using a Quality Management System registered to the latest versions of ISO 9001 by SAI Global, ISO/IEC 17025 by the Canadian Association for Laboratory Accreditation Inc. (CALA; A 1226), and ISO GUIDE 34 by ANSI-ASQ National Accreditation Board (ANAB; AR-1523).

CALA

ANAB ACCREDITED

For additional information or assistance concerning this or any other products from Wellington Laboratories Inc., please visit our website at www.well-labs.com or contact us directly at info@well-labs.com

INJ 12/22/17 17L2327

Figure 1: **M8FOSA-I; LC/MS Data (TIC and Mass Spectrum)**

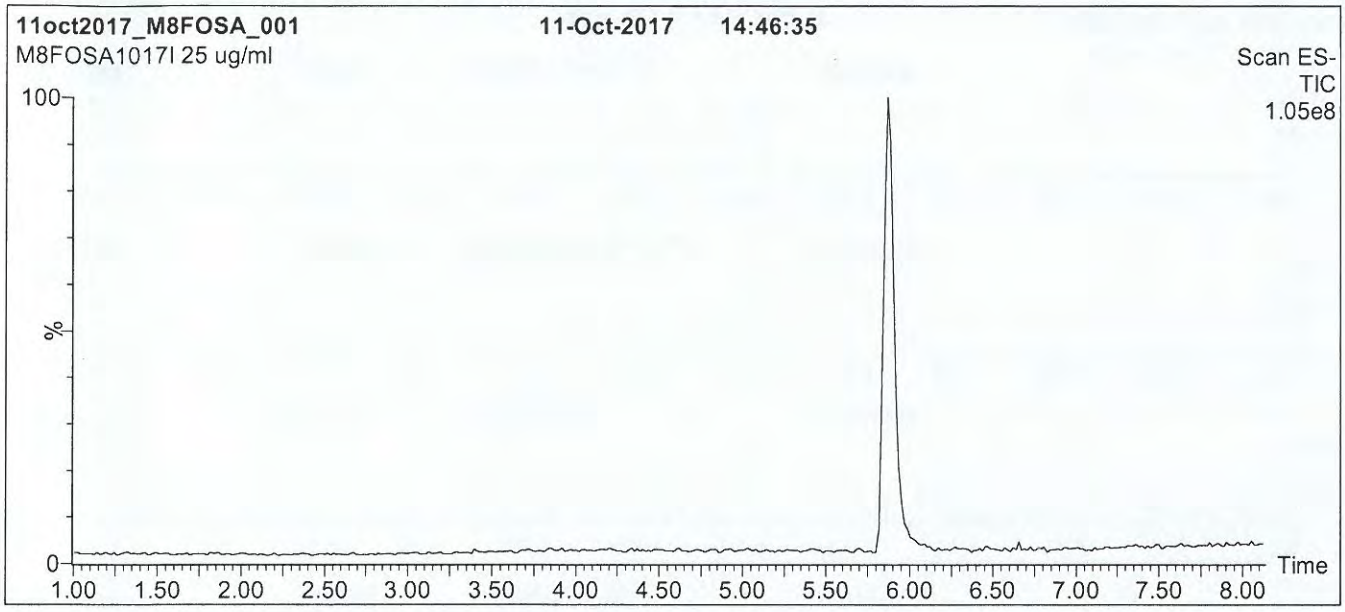

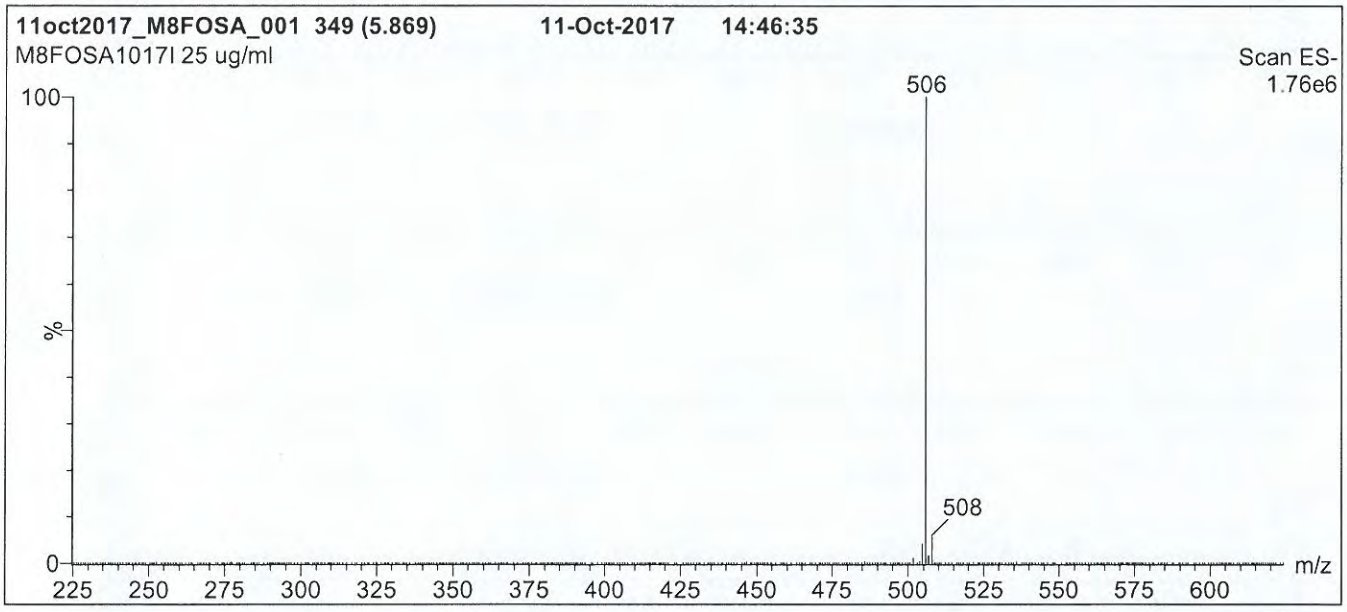

Conditions for Figure 1:

LC: **Waters Acquity Ultra Performance LC**
MS: **Micromass Quattro *micro* API MS**

Chromatographic Conditions

Column: Acquity UPLC BEH Shield RP_{18}
1.7 µm, 2.1 x 100 mm

Mobile phase: Gradient
Start: 50% (80:20 MeOH:ACN) / 50% H_2O
(both with 10 mM NH_4OAc buffer)
Ramp to 85% organic over 7.5 min and hold for 1.5 min
before returning to initial conditions in 0.5 min.
Time: 10 min

Flow: 300 µl/min

MS Parameters

Experiment: Full Scan (225 - 850 amu)

Source: Electrospray (negative)
Capillary Voltage (kV) = 2.50
Cone Voltage (V) = 40.00
Cone Gas Flow (l/hr) = 50
Desolvation Gas Flow (l/hr) = 750

17L2327

Figure 2: **M8FOSA-I; LC/MS/MS Data (Selected MRM Transitions)**

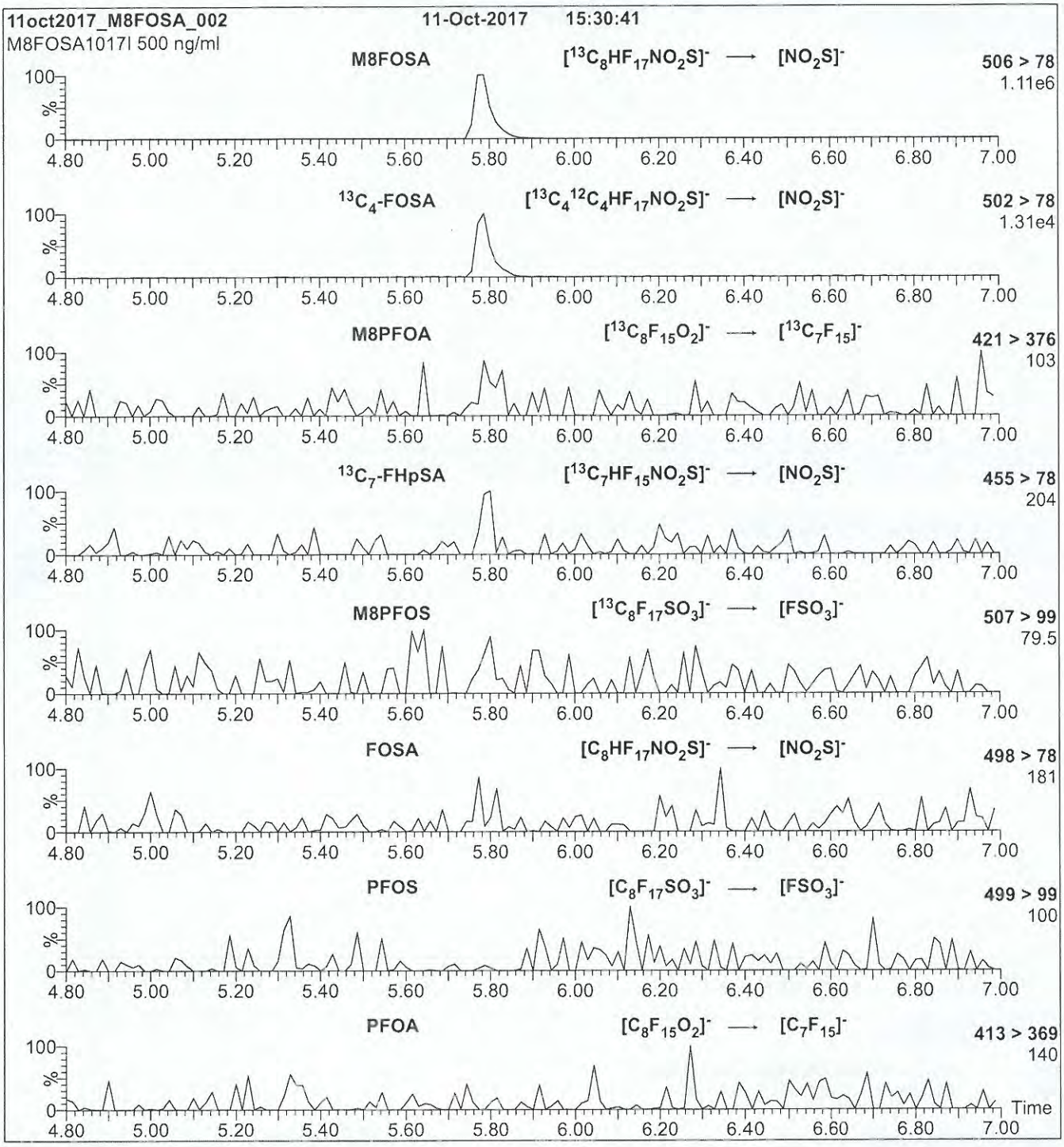

Conditions for Figure 2:

Injection: Direct loop injection
10 µl (500 ng/ml M8FOSA-I)

Mobile phase: Isocratic 80% (80:20 MeOH:ACN) / 20% H_2O
(both with 10 mM NH_4OAc buffer)

Flow: 300 µl/min

MS Parameters

Collision Gas (mbar) = 3.43e-3
Collision Energy (eV) = 30

17L2328

WELLINGTON LABORATORIES

CERTIFICATE OF ANALYSIS DOCUMENTATION

PRODUCT CODE:	M3PFPeA	**LOT NUMBER:**	M3PFPeA0417
COMPOUND:	Perfluoro-n-[3,4,5-$^{13}C_3$]pentanoic acid		
STRUCTURE:		**CAS #:**	Not available

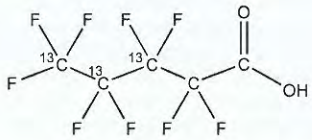

MOLECULAR FORMULA:	$^{13}C_3{}^{12}C_2HF_9O_2$	**MOLECULAR WEIGHT:**	267.02
CONCENTRATION:	50 ± 2.5 µg/ml	**SOLVENT(S):**	Methanol Water (<1%)
CHEMICAL PURITY:	>98%	**ISOTOPIC PURITY:**	≥99% ^{13}C ($3,4,5$-$^{13}C_3$)
LAST TESTED: (mm/dd/yyyy)	04/20/2017		
EXPIRY DATE: (mm/dd/yyyy)	04/20/2022		
RECOMMENDED STORAGE:	Store ampoule in a cool, dark place		

DOCUMENTATION/ DATA ATTACHED:

Figure 1: LC/MS Data (TIC and Mass Spectrum)
Figure 2: LC/MS/MS Data (Selected MRM Transitions)

ADDITIONAL INFORMATION:

- See page 2 for further details.
- Contains 4 mole eq. of NaOH to prevent conversion of the carboxylic acid to the methyl ester.
- Contains ~ 0.95% of perfluoro-n-[$^{13}C_3$]butanoic acid and 0.05% of perfluoro-1-pentanoic acid.

FOR LABORATORY USE ONLY: NOT FOR HUMAN OR DRUG USE

Certified By: _____ **Date:** 04/24/2017 (mm/dd/yyyy)
B.G. Chittim, General Manager

Wellington Laboratories Inc., 345 Southgate Dr. Guelph ON N1G 3M5 CANADA
519-822-2436 • Fax: 519-822-2849 • info@well-labs.com

17L2328

INTENDED USE:

The products prepared by Wellington Laboratories Inc. are for laboratory use only. This certified reference material (CRM) was designed to be used as a standard for the identification and/or quantification of the specific chemical compound it contains.

HAZARDS:

This product should only be used by qualified personnel familiar with its potential hazards and trained in the handling of hazardous chemicals. Due care should be exercised to prevent unnecessary human contact or ingestion. All procedures should be carried out in a well-functioning fume hood and suitable gloves, eye protection, and clothing should be worn at all times. Waste should be disposed of according to national and regional regulations. Safety Data Sheets (SDSs) are available upon request.

SYNTHESIS / CHARACTERIZATION:

Where possible, all of our products are synthesized using single-product unambiguous routes. They are then characterized, and their structures and purities confirmed, using a combination of the most relevant techniques, such as NMR, GC/MS, LC/MS/MS, SFC/UV/MS/MS, x-ray crystallography, and melting point. Isotopic purities of mass-labelled compounds are also confirmed using HRGC/HRMS and/or LC/MS/MS.

HOMOGENEITY:

Prior to solution preparation, crystalline material is tested for homogeneity using a variety of techniques (as stated above) and its solubility in a given diluent is taken into consideration. Duplicate solutions of a new product are prepared from the same crystalline lot and, after the addition of an appropriate internal standard, they are compared by GC/MS, LC/MS/MS and/or SFC/UV/MS/MS. The relative response factors of the analyte of interest in each solution are required to be <5% RSD. New solution lots of existing products are compared to older lots in the same manner, which further confirms the homogeneity of the crystalline material as well as the stability and homogeneity of the solutions in the storage containers. In order to maintain the integrity of the assigned value(s), and associated uncertainty, the dilution or injection of a subsample of this product should be performed using calibrated measuring equipment.

UNCERTAINTY:

The maximum combined relative standard uncertainty of our reference standard solutions is calculated using the following equation:

The combined relative standard uncertainty, $u_c(y)$, of a value y and the uncertainty of the independent parameters $x_1, x_2, \ldots x_n$ on which it depends is:

$$u_c(y(x_1, x_2, \ldots x_n)) = \sqrt{\sum_{i=1}^{n} u(y, x_i)^2}$$

where x is expressed as a relative standard uncertainty of the individual parameter.

The individual uncertainties taken into account include those associated with weights (calibration of the balance) and volumes (calibration of the volumetric glassware). An expanded maximum combined percent relative uncertainty of ±5% (calculated with a coverage factor of 2 and a level of confidence of 95%) is stated on the Certificate of Analysis for all of our products.

TRACEABILITY:

All reference standard solutions are traceable to specific crystalline lots. The microbalances used for solution preparation are regularly tested by an external ISO/IEC 17025 accredited calibration company. In addition, their calibration is verified prior to each weighing using calibrated NIST and/or NRC traceable external weights. All volumetric glassware used is calibrated, of Class A tolerance, and has been tested according to the appropriate ASTM procedures, which are ultimately traceable to NIST. For certain products, traceability to international interlaboratory studies has also been established.

EXPIRY DATE / PERIOD OF VALIDITY:

Ongoing stability studies of this product have demonstrated stability in its composition and concentration, until the specified expiry date, in the unopened ampoule. Monitoring for any degradation or change in concentration of the listed analyte(s) is performed on a routine basis.

LIMITED WARRANTY:

At the time of shipment, all products are warranted to be free of defects in material and workmanship and to conform to the stated technical and purity specifications.

QUALITY MANAGEMENT:

This product was produced using a Quality Management System registered to the latest versions of ISO 9001 by SAI Global, ISO/IEC 17025 by the Canadian Association for Laboratory Accreditation Inc. (CALA; A 1226), and ISO GUIDE 34 by ANSI-ASQ National Accreditation Board (ANAB; AR-1523).

CALA

ANAB ACCREDITED

For additional information or assistance concerning this or any other products from Wellington Laboratories Inc., please visit our website at www.well-labs.com or contact us directly at info@well-labs.com

17L2328

Figure 1: **M3PFPeA; LC/MS Data (TIC and Mass Spectrum)**

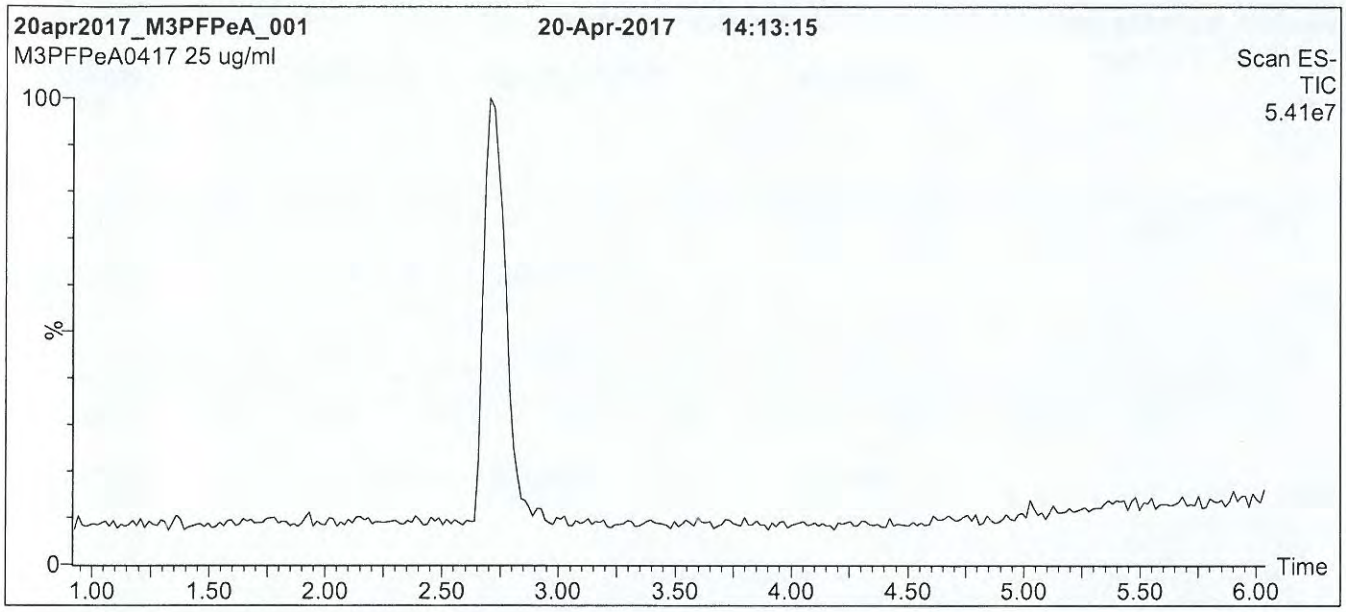

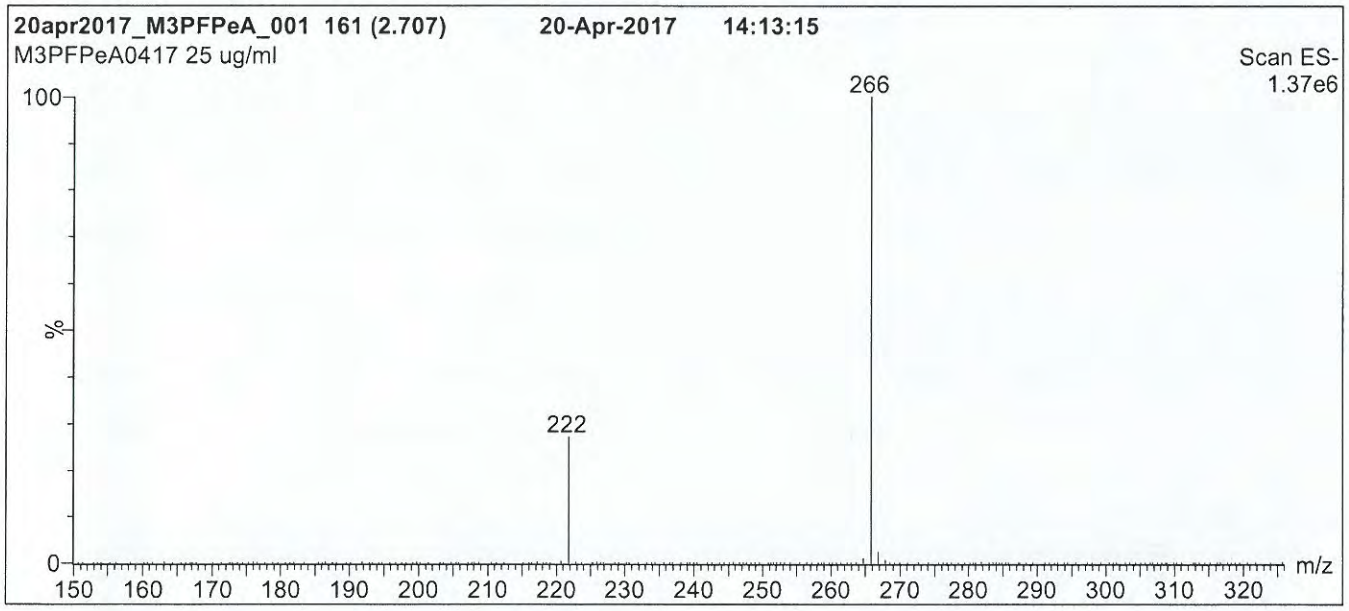

Conditions for Figure 1:

LC: **Waters Acquity Ultra Performance LC**
MS: **Micromass Quattro *micro* API MS**

Chromatographic Conditions

Column: Acquity UPLC BEH Shield RP_{18}
1.7 µm, 2.1 x 100 mm

Mobile phase: Gradient
Start: 40% (80:20 MeOH:ACN) / 60% H_2O
(both with 10 mM NH_4OAc buffer)
Ramp to 90% organic over 7 min and hold for
2 min before returning to initial conditions in 0.5 min.
Time: 10 min

Flow: 300 µl/min

MS Parameters

Experiment: Full Scan (150 - 850 amu)

Source: Electrospray (negative)
Capillary Voltage (kV) = 2.00
Cone Voltage (V) = 15.00
Cone Gas Flow (l/hr) = 60
Desolvation Gas Flow (l/hr) = 750

17L2328

Figure 2: **M3PFPeA; LC/MS/MS Data (Selected MRM Transitions)**

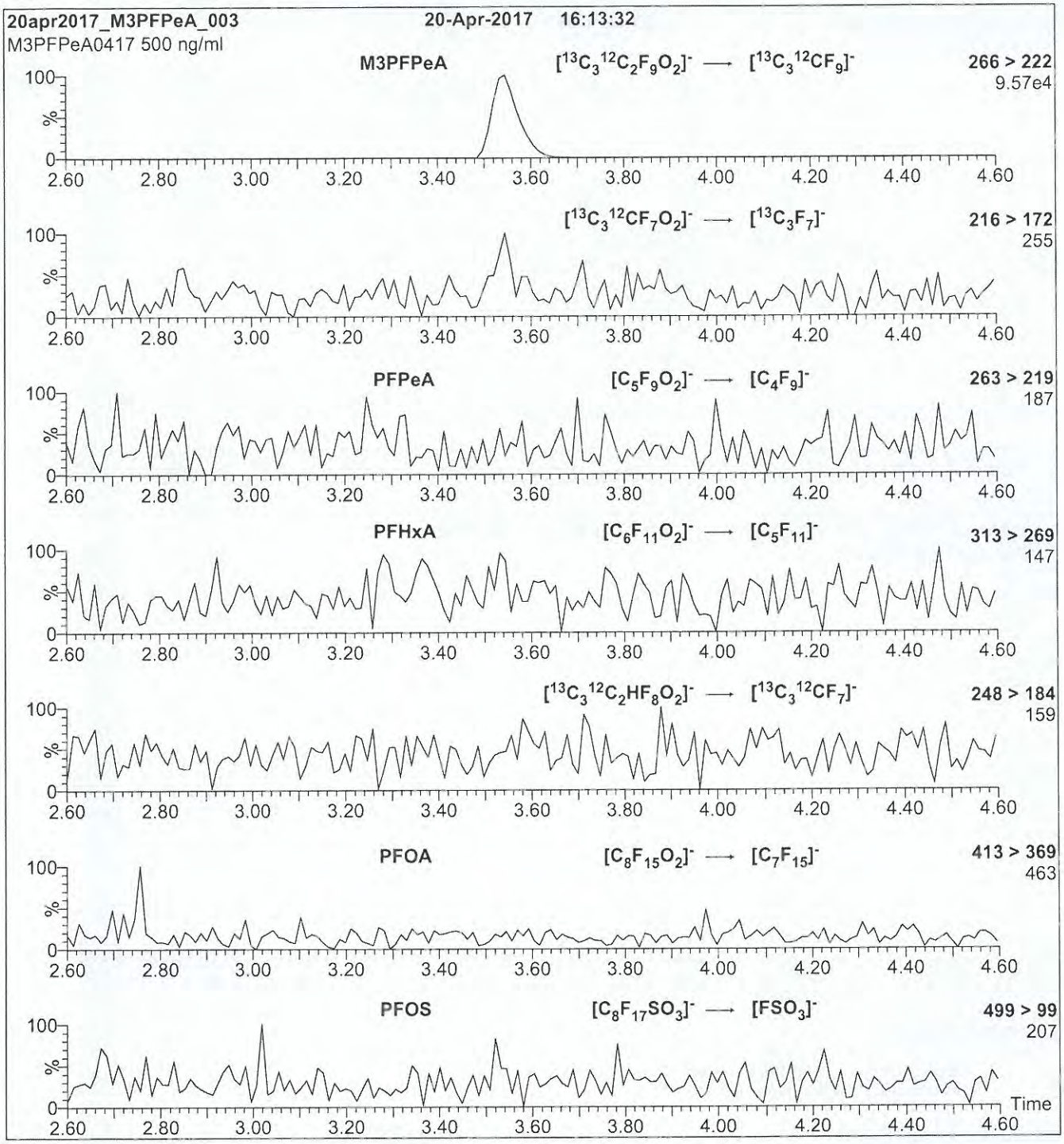

Conditions for Figure 2:

Injection: Direct loop injection
10 µl (500 ng/ml M3PFPeA)

Mobile phase: Isocratic 80% (80:20 MeOH:ACN) / 20% H_2O
(both with 10 mM NH_4OAc buffer)

Flow: 300 µl/min

MS Parameters

Collision Gas (mbar) = 3.31e-3
Collision Energy (eV) = 9

17L2329

WELLINGTON LABORATORIES

CERTIFICATE OF ANALYSIS DOCUMENTATION

PRODUCT CODE: M2PFOA
COMPOUND: Perfluoro-n-[1,2-$^{13}C_2$]octanoic acid

LOT NUMBER: M2PFOA1017

STRUCTURE:

CAS #: Not available

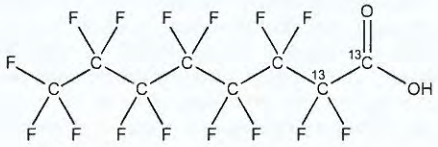

MOLECULAR FORMULA:	$^{13}C_2{}^{12}C_6HF_{15}O_2$	**MOLECULAR WEIGHT:**	416.05
CONCENTRATION:	50 ± 2.5 µg/ml	**SOLVENT(S):**	Methanol Water (<1%)
CHEMICAL PURITY:	>98%	**ISOTOPIC PURITY:**	≥99% ^{13}C ($1,2\text{-}^{13}C_2$)
LAST TESTED: (mm/dd/yyyy)	10/26/2017		
EXPIRY DATE: (mm/dd/yyyy)	10/26/2022		
RECOMMENDED STORAGE:	Store ampoule in a cool, dark place		

DOCUMENTATION/ DATA ATTACHED:

Figure 1: LC/MS Data (TIC and Mass Spectrum)
Figure 2: LC/MS/MS Data (Selected MRM Transitions)

ADDITIONAL INFORMATION:

- See page 2 for further details.
- Contains 4 mole eq. of NaOH to prevent conversion of the carboxylic acid to the methyl ester.

FOR LABORATORY USE ONLY: NOT FOR HUMAN OR DRUG USE

Certified By: _____ **Date:** 10/30/2017 (mm/dd/yyyy)
B.G. Chittim, General Manager

Wellington Laboratories Inc., 345 Southgate Dr. Guelph ON N1G 3M5 CANADA
519-822-2436 • Fax: 519-822-2849 • info@well-labs.com

1712329

INTENDED USE:

The products prepared by Wellington Laboratories Inc. are for laboratory use only. This certified reference material (CRM) was designed to be used as a standard for the identification and/or quantification of the specific chemical compound it contains.

HAZARDS:

This product should only be used by qualified personnel familiar with its potential hazards and trained in the handling of hazardous chemicals. Due care should be exercised to prevent unnecessary human contact or ingestion. All procedures should be carried out in a well-functioning fume hood and suitable gloves, eye protection, and clothing should be worn at all times. Waste should be disposed of according to national and regional regulations. Safety Data Sheets (SDSs) are available upon request.

SYNTHESIS / CHARACTERIZATION:

Where possible, all of our products are synthesized using single-product unambiguous routes. They are then characterized, and their structures and purities confirmed, using a combination of the most relevant techniques, such as NMR, GC/MS, LC/MS/MS, SFC/UV/MS/MS, x-ray crystallography, and melting point. Isotopic purities of mass-labelled compounds are also confirmed using HRGC/HRMS and/or LC/MS/MS.

HOMOGENEITY:

Prior to solution preparation, crystalline material is tested for homogeneity using a variety of techniques (as stated above) and its solubility in a given diluent is taken into consideration. Duplicate solutions of a new product are prepared from the same crystalline lot and, after the addition of an appropriate internal standard, they are compared by GC/MS, LC/MS/MS and/or SFC/UV/MS/MS. The relative response factors of the analyte of interest in each solution are required to be <5% RSD. New solution lots of existing products are compared to older lots in the same manner, which further confirms the homogeneity of the crystalline material as well as the stability and homogeneity of the solutions in the storage containers. In order to maintain the integrity of the assigned value(s), and associated uncertainty, the dilution or injection of a subsample of this product should be performed using calibrated measuring equipment.

UNCERTAINTY:

The maximum combined relative standard uncertainty of our reference standard solutions is calculated using the following equation:

The combined relative standard uncertainty, $u_c(y)$, of a value y and the uncertainty of the independent parameters $x_1, x_2, \ldots x_n$ on which it depends is:

$$u_c(y(x_1, x_2, \ldots x_n)) = \sqrt{\sum_{i=1}^{n} u(y, x_i)^2}$$

where x is expressed as a relative standard uncertainty of the individual parameter.

The individual uncertainties taken into account include those associated with weights (calibration of the balance) and volumes (calibration of the volumetric glassware). An expanded maximum combined percent relative uncertainty of ±5% (calculated with a coverage factor of 2 and a level of confidence of 95%) is stated on the Certificate of Analysis for all of our products.

TRACEABILITY:

All reference standard solutions are traceable to specific crystalline lots. The microbalances used for solution preparation are regularly tested by an external ISO/IEC 17025 accredited calibration company. In addition, their calibration is verified prior to each weighing using calibrated NIST and/or NRC traceable external weights. All volumetric glassware used is calibrated, of Class A tolerance, and has been tested according to the appropriate ASTM procedures, which are ultimately traceable to NIST. For certain products, traceability to international interlaboratory studies has also been established.

EXPIRY DATE / PERIOD OF VALIDITY:

Ongoing stability studies of this product have demonstrated stability in its composition and concentration, until the specified expiry date, in the unopened ampoule. Monitoring for any degradation or change in concentration of the listed analyte(s) is performed on a routine basis.

LIMITED WARRANTY:

At the time of shipment, all products are warranted to be free of defects in material and workmanship and to conform to the stated technical and purity specifications.

QUALITY MANAGEMENT:

This product was produced using a Quality Management System registered to the latest versions of ISO 9001 by SAI Global, ISO/IEC 17025 by the Canadian Association for Laboratory Accreditation Inc. (CALA; A 1226), and ISO GUIDE 34 by ANSI-ASQ National Accreditation Board (ANAB; AR-1523).

CALA Testing

ANAB ACCREDITED REFERENCE MATERIAL PRODUCER

For additional information or assistance concerning this or any other products from Wellington Laboratories Inc., please visit our website at www.well-labs.com or contact us directly at info@well-labs.com

17L2329

Figure 1: **M2PFOA; LC/MS Data (TIC and Mass Spectrum)**

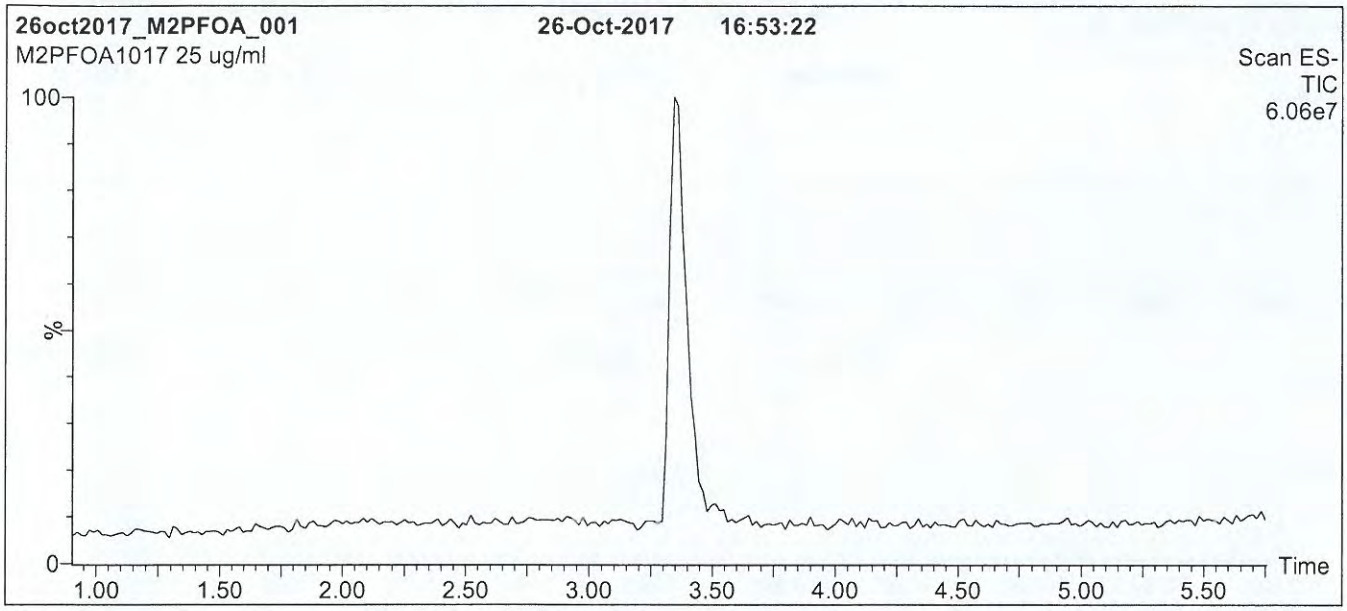

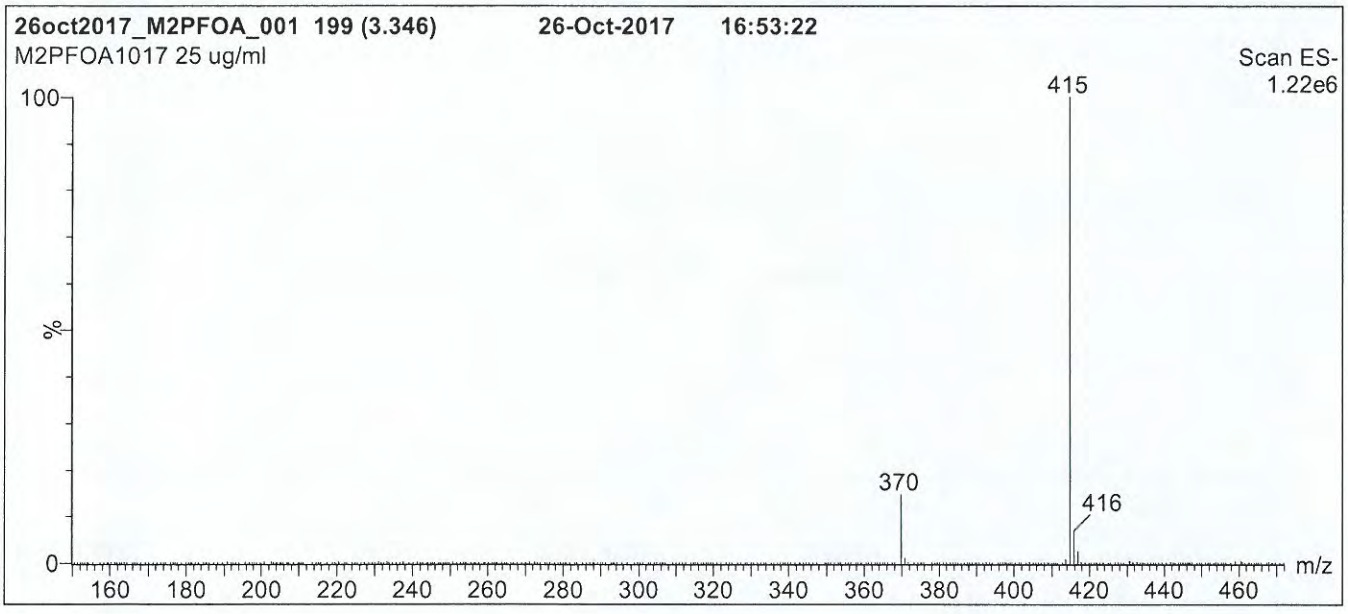

Conditions for Figure 1:

LC: **Waters Acquity Ultra Performance LC**
MS: **Micromass Quattro *micro* API MS**

Chromatographic Conditions

Column: Acquity UPLC BEH Shield RP_{18}
1.7 µm, 2.1 x 100 mm

Mobile phase: Gradient
Start: 50% (80:20 MeOH:ACN) / 50% H_2O
(both with 10 mM NH_4OAc buffer)
Ramp to 90% organic over 7 min and hold for 2 min before returning to initial conditions in 0.5 min.
Time: 10 min

Flow: 300 µl/min

MS Parameters

Experiment: Full Scan (150 - 850 amu)

Source: Electrospray (negative)
Capillary Voltage (kV) = 3.00
Cone Voltage (V) = 15.00
Cone Gas Flow (l/hr) = 100
Desolvation Gas Flow (l/hr) = 750

17L2329

Figure 2: **M2PFOA; LC/MS/MS Data (Selected MRM Transitions)**

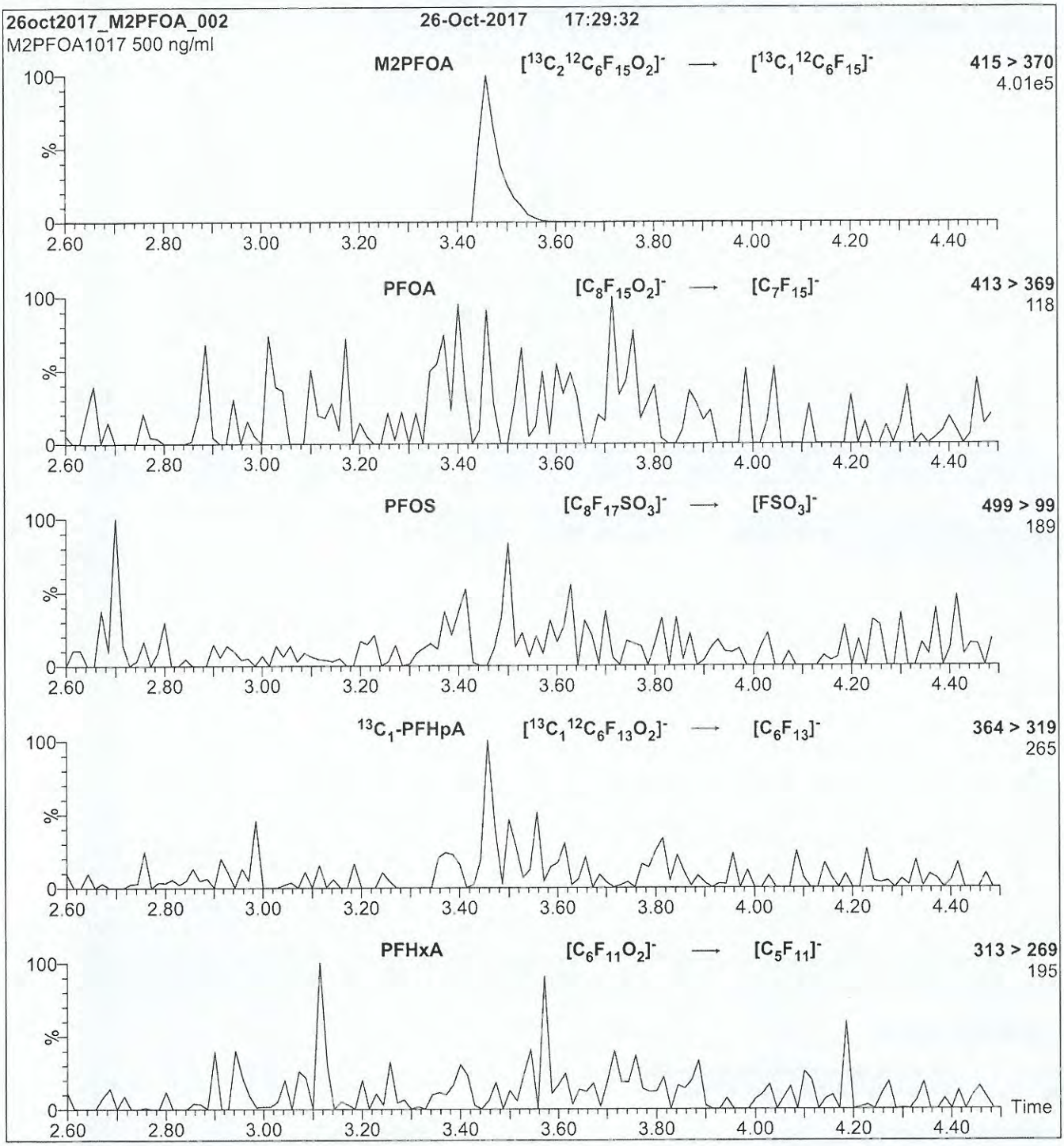

Conditions for Figure 2:

Injection: Direct loop injection
10 µl (500 ng/ml M2PFOA)

Mobile phase: Isocratic 80% (80:20 MeOH:ACN) / 20% H_2O
(both with 10 mM NH_4OAc buffer)

Flow: 300 µl/min

MS Parameters

Collision Gas (mbar) = 3.28e-3
Collision Energy (eV) = 10

Analytical Standard Record

Vista Analytical Laboratory

17L2103

Parent Standards used in this standard:

Standard	Description	Prepared	Prepared By	Expires	(mls)
16G1221	br-PFOSK anion	12-Jul-16	** Vendor **	14-Oct-20	0.431
16I3002	N-MeFOSAA	30-Sep-16	** Vendor **	20-Jan-21	0.4
16I3003	N-EtFOSAA	30-Sep-16	** Vendor **	20-Jan-21	0.4
17D2615	br-PFHxSK	26-Apr-17	** Vendor **	04-Jan-22	0.44
17D2620	L-PFDS	26-Apr-17	** Vendor **	17-Feb-22	0.415
17G1313	PFTrDA	13-Jul-17	** Vendor **	02-May-22	0.4
17G1326	L-PFHpS	13-Jul-17	** Vendor **	18-Oct-21	0.42
17G1809	PFBA	18-Jul-17	** Vendor **	29-May-22	0.4
17H0820	PFDoA	08-Aug-17	** Vendor **	31-May-21	0.4
17H0821	PFNA	08-Aug-17	** Vendor **	30-Sep-21	0.4
17H0822	PFPeA	08-Aug-17	** Vendor **	14-Jun-22	0.4
17H0823	PFOA	08-Aug-17	** Vendor **	17-Feb-22	0.4
17H0824	PFUdA	08-Aug-17	** Vendor **	18-Oct-21	0.4
17H0825	PFHxDA	08-Aug-17	** Vendor **	25-May-21	0.4
17H0826	PFHpA	08-Aug-17	** Vendor **	02-Dec-21	0.4
17K0815	L-PFPeS	08-Nov-17	** Vendor **	11-Jan-22	0.428
17K0817	L-PFNS	08-Nov-17	** Vendor **	27-Sep-22	0.418
17K0823	4:2 FTS	08-Nov-17	Kyle Byrd-Fisher	12-Dec-21	0.43
17L2008	FOSA-I	20-Dec-17	** Vendor **	01-Sep-22	0.4
17L2009	PFTeDA	20-Dec-17	** Vendor **	21-Sep-22	0.4
17L2013	PFDA	20-Dec-17	** Vendor **	29-May-22	0.4
17L2014	PFHxA	20-Dec-17	** Vendor **	27-Sep-22	0.4
17L2020	PFODA	20-Dec-17	** Vendor **	13-Jul-22	0.4
17L2021	L-PFBS	20-Dec-17	** Vendor **	21-Sep-22	0.454
17L2022	8:2FTS	20-Dec-17	** Vendor **	12-Dec-21	0.418
17L2023	6:2FTS	20-Dec-17	** Vendor **	20-Apr-22	0.422
17L2031	N-EtFOSA-M	20-Dec-17	** Vendor **	05-Jul-22	2
17L2032	N-MeFOSA-M	20-Dec-17	** Vendor **	05-Jul-22	2
17L2033	N-EtFOSE-M	20-Dec-17	** Vendor **	24-Apr-22	2
17L2034	N-MeFOSE-M	20-Dec-17	** Vendor **	24-Apr-22	2

Description:	PFC NS Stock	Expires:	21-Dec-19
Standard Type:	Analyte Spike	Prepared:	21-Dec-17
Solvent:	MeOH	Prepared By:	Isaac N. Johnson
Final Volume (mls):	20	Department:	LCMS
Vials:	1	Last Edit:	21-Dec-17 11:29 by INJ

PFOS and PFHxS linear and branched components

Analyte	CAS Number	Concentration	Units
L-PFDS		1	ug/mL
L-PFTrDA		1	ug/mL
L-PFTeDA		1	ug/mL
L-PFPeA		1	ug/mL

Analytical Standard Record

Vista Analytical Laboratory

17L2103

Description:	PFC NS Stock	Expires:	21-Dec-19
Standard Type:	Analyte Spike	Prepared:	21-Dec-17
Solvent:	MeOH	Prepared By:	Isaac N. Johnson
Final Volume (mls):	20	Department:	LCMS
Vials:	1	Last Edit:	21-Dec-17 11:29 by INJ

PFOS and PFHxS linear and branched components

Analyte	CAS Number	Concentration	Units
L-PFOSA		1	ug/mL
L-PFOS		0.789	ug/mL
L-PFODA		1	ug/mL
L-PFOA		1	ug/mL
L-PFNA		1	ug/mL
L-PFHxS		0.812	ug/mL
L-PFHxDA		1	ug/mL
L-PFHxA		1	ug/mL
4:2 FTS		1	ug/mL
L-PFHpA		1	ug/mL
MeFOSAA	2355-31-9	1	ug/mL
L-PFDoA		1	ug/mL
L-PFDA		1	ug/mL
L-PFBS		1	ug/mL
L-PFBA		1	ug/mL
L-8:2FTS		1	ug/mL
L-6:2 FTS		1	ug/mL
EtFOSE	1691-99-2	5	ug/mL
EtFOSAA	2991-50-6	1	ug/mL
EtFOSA	4151-50-2	5	ug/mL
Br-PFHxS	3871-99-6	0.189	ug/mL
8:2 FTS	39108-34-4	1	ug/mL
6:2 FTS	27619-97-2	1	ug/mL
L-PFHpS		1	ug/mL
PFNA	375-95-1	1	ug/mL
Total PFHxS		1	ug/mL
Total PFHpS		1	ug/mL
Total PFDS		1	ug/mL
Total 6:2 FTS		1	ug/mL
PFUnA	2058-94-8	1	ug/mL
PFTrDA	72629-94-8	1	ug/mL
PFTeDA	376-06-7	1	ug/mL
PFPeS	630402-22-1	1	ug/mL
PFPeA	2706-90-3	1	ug/mL

Analytical Standard Record

Vista Analytical Laboratory

17L2103

Description:	PFC NS Stock	Expires:	21-Dec-19
Standard Type:	Analyte Spike	Prepared:	21-Dec-17
Solvent:	MeOH	Prepared By:	Isaac N. Johnson
Final Volume (mls):	20	Department:	LCMS
Vials:	1	Last Edit:	21-Dec-17 11:29 by INJ

PFOS and PFHxS linear and branched components

Analyte	CAS Number	Concentration	Units
PFOSA	754-91-6	1	ug/mL
PFOS	1763-23-1	1	ug/mL
PFODA	16517-11-6	1	ug/mL
L-PFUnA		1	ug/mL
PFNS	98789-57-2	1	ug/mL
MeFOSA	31506-32-8	5	ug/mL
PFHxS	355-46-4	1	ug/mL
PFHxDA	67905-19-5	1	ug/mL
PFHxA	307-24-4	1	ug/mL
PFHpS	375-92-8	1	ug/mL
PFHpA	375-85-9	1	ug/mL
PFDS	335-77-3	1	ug/mL
PFDoA	307-55-1	1	ug/mL
PFDA	335-76-2	1	ug/mL
PFBS	375-73-5	1	ug/mL
PFBA	375-22-4	1	ug/mL
MeFOSE	24448-09-7	5	ug/mL
Total PFUnA		1	ug/mL
PFOA	335-67-1	1	ug/mL

1681221

WELLINGTON LABORATORIES

CERTIFICATE OF ANALYSIS
DOCUMENTATION

br-PFOSK

Potassium Perfluorooctanesulfonate Solution/Mixture of Linear and Branched Isomers

PRODUCT CODE:	br-PFOSK
LOT NUMBER:	brPFOSK1015
CONCENTRATION:	50 ± 2.5 µg/ml (total potassium salt)
	46.4 ± 2.3 µg/ml (total PFOS anion)
SOLVENT(S):	Methanol
DATE PREPARED: (mm/dd/yyyy)	10/13/2015
LAST TESTED: (mm/dd/yyyy)	10/14/2015
EXPIRY DATE: (mm/dd/yyyy)	10/14/2020
RECOMMENDED STORAGE:	Store ampoule in a cool, dark place

DESCRIPTION:

The chemical purity has been determined to be ≥98% perfluorooctanesulfonate linear and branched isomers. The full name, structure and percent composition for each of the isomeric components are given in Table A.

DOCUMENTATION/ DATA ATTACHED:

Table A: Isomeric Components and Percent Composition by ^{19}F-NMR
Figure 1: LC/MS Data (TIC and Mass Spectrum)
Figure 2: LC/MS Data (SIR)
Figure 3: LC/MS/MS Data (Selected MRM Transitions)

ADDITIONAL INFORMATION:

- See page 2 for further details.
- A 5-point calibration curve was generated using linear PFOS (potassium salt) and mass-labelled PFOS as an internal standard to enable quantitation of br-PFOSK using isotopic dilution.
- CAS#: 2795-39-3 (for linear isomer; potassium salt).

FOR LABORATORY USE ONLY: NOT FOR HUMAN OR DRUG USE

Wellington Laboratories Inc., 345 Southgate Dr. Guelph ON N1G 3M5 CANADA
519-822-2436 • Fax: 519-822-2849 • info@well-labs.com

INTENDED USE:

The products prepared by Wellington Laboratories Inc. are for laboratory use only. This certified reference material (CRM) was designed to be used as a standard for the identification and/or quantification of the specific chemical compounds it contains.

HAZARDS:

This product should only be used by qualified personnel familiar with its potential hazards and trained in the handling of hazardous chemicals. Due care should be exercised to prevent unnecessary human contact or ingestion. All procedures should be carried out in a well-functioning fume hood and suitable gloves, eye protection, and clothing should be worn at all times. Waste should be disposed of according to national and regional regulations. Safety Data Sheets (SDSs) are available upon request.

SYNTHESIS / CHARACTERIZATION:

Where possible, all of our products are synthesized using single-product unambiguous routes. They are then characterized, and their structures and purities confirmed, using a combination of the most relevant techniques, such as NMR, GC/MS, LC/MS/MS, SFC/UV/MS/MS, x-ray crystallography, and melting point. Isotopic purities of mass-labelled compounds are also confirmed using HRGC/HRMS and/or LC/MS/MS.

HOMOGENEITY:

Prior to solution preparation, crystalline material is tested for homogeneity using a variety of techniques (as stated above) and its solubility in a given diluent is taken into consideration. Duplicate solutions of a new product are prepared from the same crystalline lot and, after the addition of an appropriate internal standard, they are compared by GC/MS, LC/MS/MS and/or SFC/UV/MS/MS. The relative response factors of the analyte of interest in each solution are required to be <5% RSD. New solution lots of existing products are compared to older lots in the same manner, which further confirms the homogeneity of the crystalline material as well as the stability and homogeneity of the solutions in the storage containers.

UNCERTAINTY:

The maximum combined relative standard uncertainty of our reference standard solutions is calculated using the following equation:

The combined relative standard uncertainty, $u_c(y)$, of a value y and the uncertainty of the independent parameters $x_1, x_2, \ldots x_n$ on which it depends is:

$$u_c(y(x_1, x_2, \ldots x_n)) = \sqrt{\sum_{i=1}^{n} u(y, x_i)^2}$$

where x is expressed as a relative standard uncertainty of the individual parameter.

The individual uncertainties taken into account include those associated with weights (calibration of the balance) and volumes (calibration of the volumetric glassware). An expanded maximum combined percent relative uncertainty of ±5% (calculated with a coverage factor of 2 and a level of confidence of 95%) is stated on the Certificate of Analysis for all of our products.

TRACEABILITY:

All reference standard solutions are traceable to specific crystalline lots. The microbalances used for solution preparation are regularly tested by an external ISO/IEC 17025 accredited calibration company. In addition, their calibration is verified prior to each weighing using NIST and/or NRC traceable external weights. All volumetric glassware used is of Class A tolerance and has been tested according to the appropriate ASTM procedures, which are ultimately traceable to NIST. For certain products, traceability to international interlaboratory studies has also been established.

EXPIRY DATE / PERIOD OF VALIDITY:

Ongoing stability studies of this product have demonstrated stability in its composition and concentration, until the specified expiry date, in the unopened ampoule. Monitoring for any degradation or change in concentration of the listed analyte(s) is performed on a routine basis.

LIMITED WARRANTY:

At the time of shipment, all products are warranted to be free of defects in material and workmanship and to conform to the stated technical and purity specifications.

QUALITY MANAGEMENT:

This product was produced using a Quality Management System registered to the latest versions of ISO 9001 by SAI Global, ISO/IEC 17025 by the Canadian Association for Laboratory Accreditation Inc. (CALA; A 1226), and ISO GUIDE 34 by ANSI-ASQ National Accreditation Board (ANAB; AR-1523).

CALA

ANAB ACCREDITED

For additional information or assistance concerning this or any other products from Wellington Laboratories Inc., please visit our website at www.well-labs.com or contact us directly at info@well-labs.com

Table A: **br-PFOSK; Isomeric Components and Percent Composition (by ^{19}F-NMR)***

Isomer	Name	Structure	Percent Composition by ^{19}F-NMR
1	Potassium perfluoro-1-octanesulfonate	$CF_3CF_2CF_2CF_2CF_2CF_2CF_2CF_2SO_3^-K^+$	78.8
2	Potassium 1-trifluoromethylperfluoroheptanesulfonate**	$CF_3CF_2CF_2CF_2CF_2CF_2CF(CF_3)SO_3^-K^+$	1.2
3	Potassium 2-trifluoromethylperfluoroheptanesulfonate	$CF_3CF_2CF_2CF_2CF_2CF(CF_3)CF_2SO_3^-K^+$	0.6
4	Potassium 3-trifluoromethylperfluoroheptanesulfonate	$CF_3CF_2CF_2CF_2CF(CF_3)CF_2CF_2SO_3^-K^+$	1.9
5	Potassium 4-trifluoromethylperfluoroheptanesulfonate	$CF_3CF_2CF_2CF(CF_3)CF_2CF_2CF_2SO_3^-K^+$	2.2
6	Potassium 5-trifluoromethylperfluoroheptanesulfonate	$CF_3CF_2CF(CF_3)CF_2CF_2CF_2CF_2SO_3^-K^+$	4.5
7	Potassium 6-trifluoromethylperfluoroheptanesulfonate	$CF_3CF(CF_3)CF_2CF_2CF_2CF_2CF_2SO_3^-K^+$	10.0
8	Potassium 5,5-di(trifluoromethyl)perfluorohexanesulfonate	$CF_3C(CF_3)(CF_3)CF_2CF_2CF_2CF_2SO_3^-K^+$	0.2
9	Potassium 4,4-di(trifluoromethyl)perfluorohexanesulfonate	$CF_3CF_2C(CF_3)(CF_3)CF_2CF_2CF_2SO_3^-K^+$	0.03
10	Potassium 4,5-di(trifluoromethyl)perfluorohexanesulfonate	$CF_3CF(CF_3)CF(CF_3)CF_2CF_2CF_2SO_3^-K^+$	0.4
11	Potassium 3,5-di(trifluoromethyl)perfluorohexanesulfonate	$CF_3CF(CF_3)CF_2CF(CF_3)CF_2CF_2SO_3^-K^+$	0.07

* Percent of total perfluorooctanesulfonate isomers only. Isomers are labelled in Figure 2.
** Systematic Name: Potassium perfluorooctane-2-sulfonate.

Certified By: _____ **Date:** 10/15/2015
B.G. Chittim (mm/dd/yyyy)

Figure 1: br-PFOSK; LC/MS Data (TIC and Mass Spectrum)

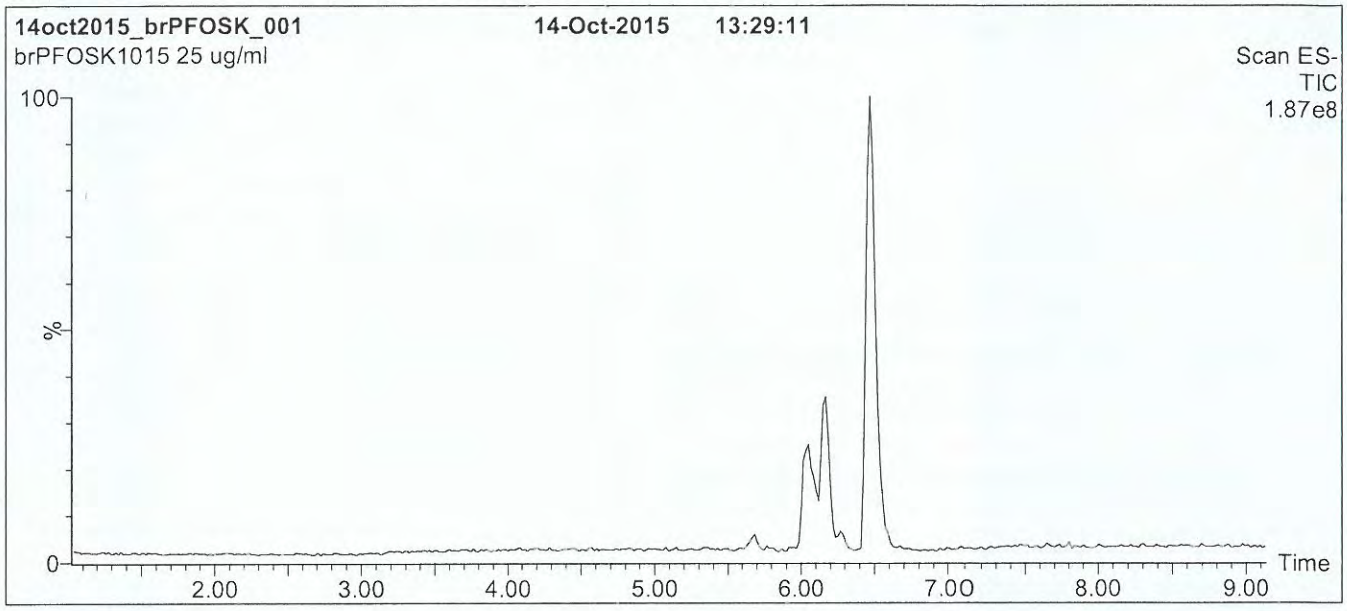

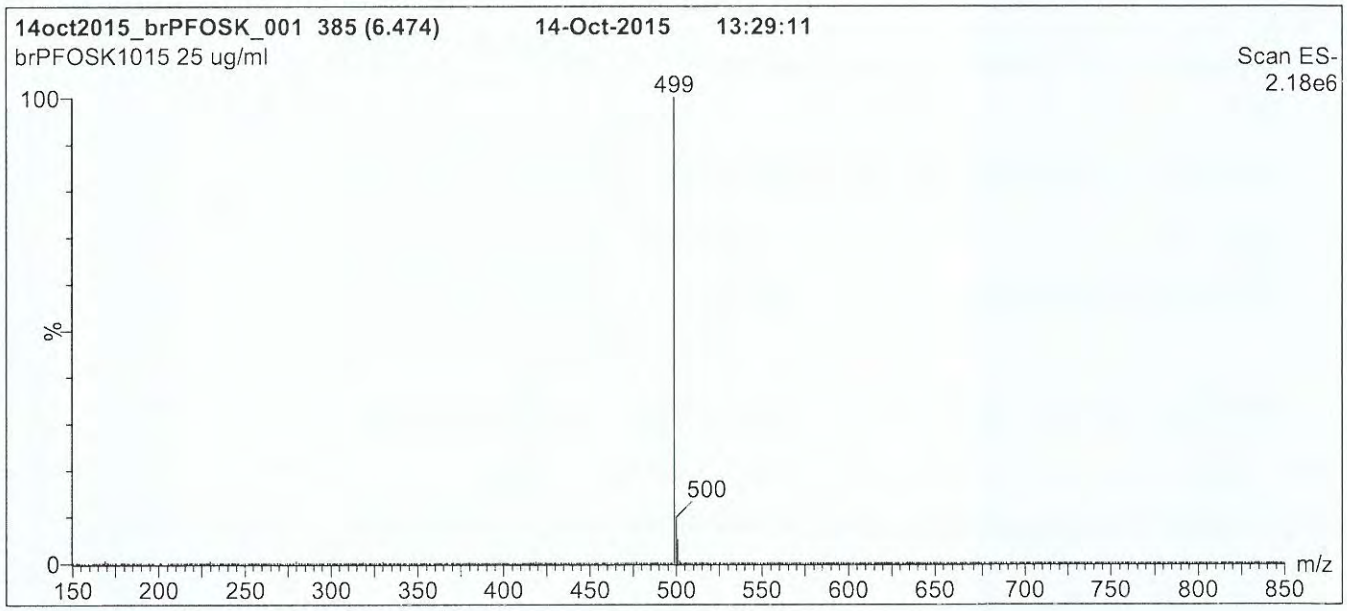

Conditions for Figure 1:

LC: Waters Acquity Ultra Performance LC
MS: Micromass Quattro *micro* API MS

Chromatographic Conditions

Column: Acquity UPLC BEH Shield RP_{18}
1.7 µm, 2.1 x 100 mm

Mobile phase: Gradient
Start: 45% (80:20 MeOH:ACN) / 55% H_2O
(both with 10 mM NH_4OAc buffer)
Ramp to 90% organic over 12 min and hold for 2 min.
Return to initial conditions over 0.5 min.
Time: 16 min

Flow: 300 µl/min

MS Parameters

Experiment: Full Scan (150 - 850 amu)

Source: Electrospray (negative)
Capillary Voltage (kV) = 2.00
Cone Voltage (V) = 60.00
Cone Gas Flow (l/hr) = 50
Desolvation Gas Flow (l/hr) = 750

Figure 2: **br-PFOSK; LC/MS Data (SIR)**

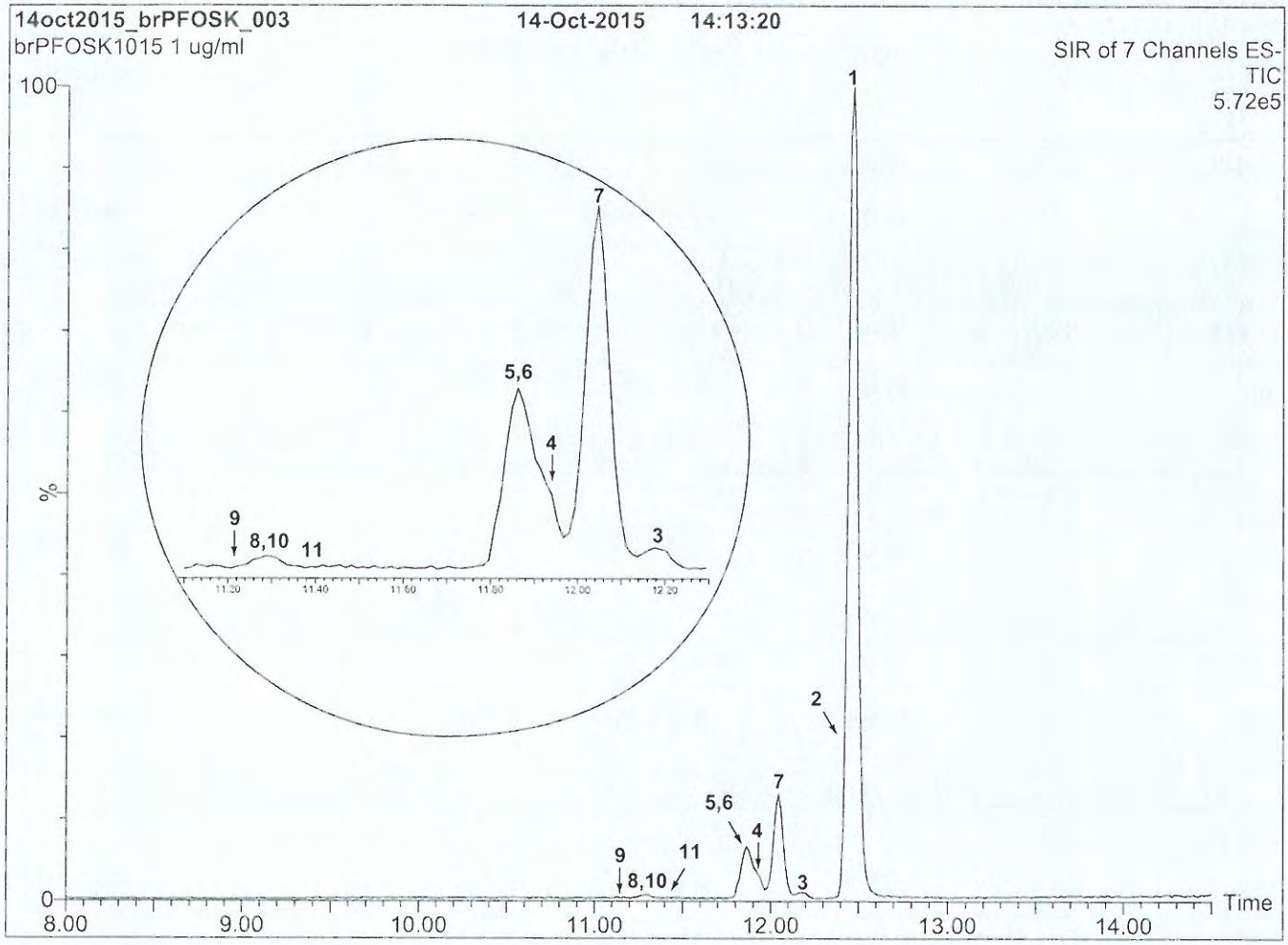

Conditions for Figure 2:

LC: **Waters Acquity Ultra Performance LC**
MS: **Micromass Quattro *micro* API MS**

Chromatographic Conditions:

Column: Acquity UPLC BEH Shield RP_{18} (1.7 µm, 2.1 x 100 mm)

Injection: 1.0 µg/ml of br-PFOSK

Mobile Phase: Gradient
45% (80:20 MeOH:ACN) / 55% H_2O (both with 10 mM NH_4OAc buffer)
Ramp to 90% organic over 15 min and hold for 3 min.
Return to initial conditions over 1 min.
Time: 20 min

Flow: 300 µl/min

MS Conditions:

SIR (ES^-)
Source = 110 °C
Desolvation = 325 °C
Cone Voltage = 60V

Figure 3: **br-PFOSK; LC/MS/MS Data (Selected MRM Transitions)**

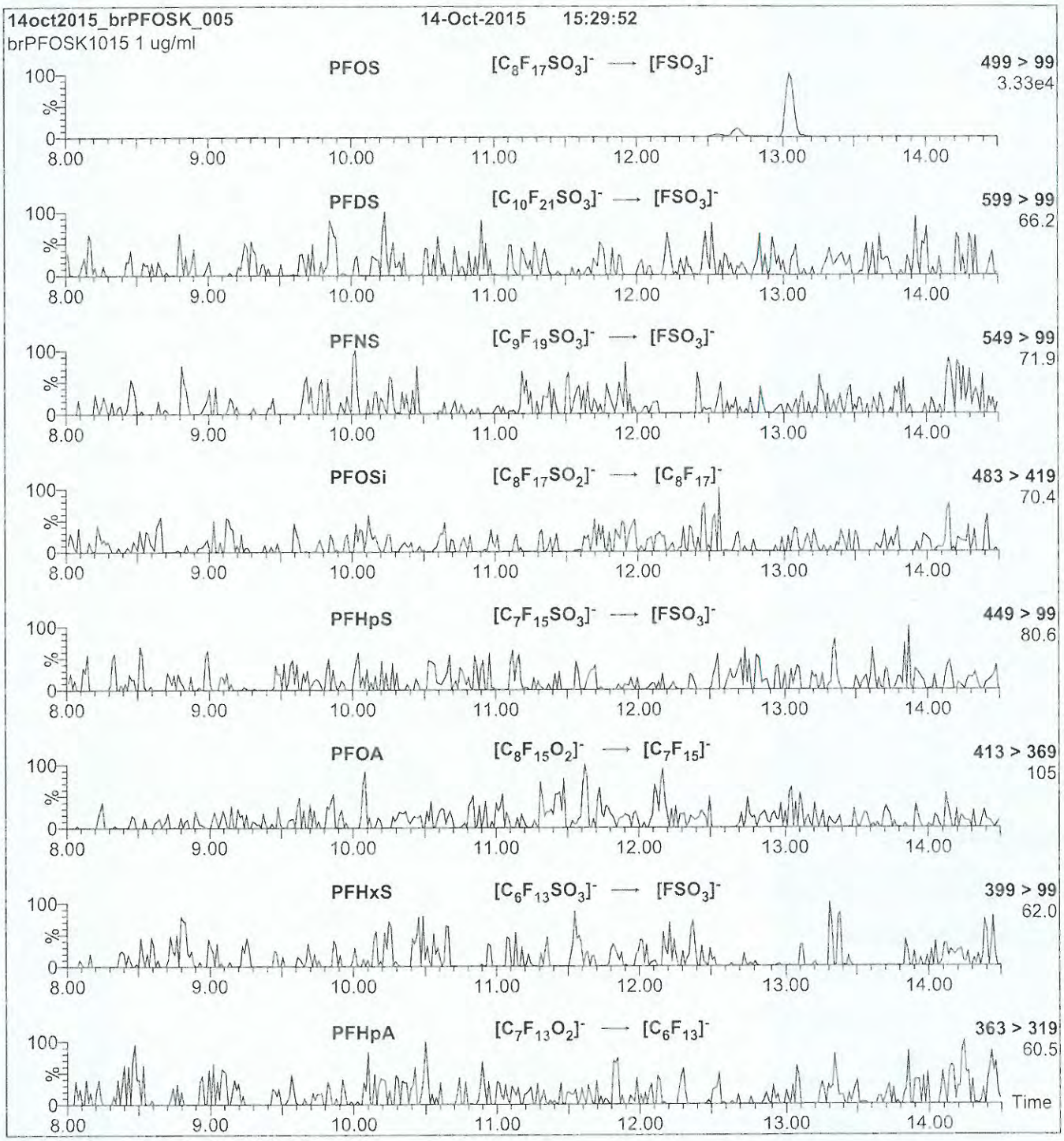

Conditions for Figure 3:

Injection: On-column

Mobile phase: Same as Figure 2

Flow: 300 µl/min

MS Parameters

Collision Gas (mbar) = 3.06e-3
Collision Energy (eV) = 11-50 (variable)

IGI3002

WELLINGTON LABORATORIES

CERTIFICATE OF ANALYSIS DOCUMENTATION

PRODUCT CODE: N-MeFOSAA **LOT NUMBER:** NMeFOSAA0116

COMPOUND: N-methylperfluoro-1-octanesulfonamidoacetic acid

STRUCTURE: **CAS #:** 2355-31-9

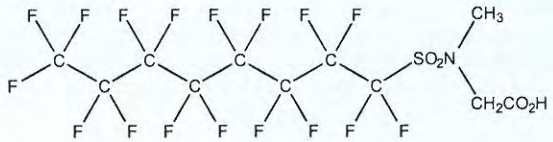

MOLECULAR FORMULA: $C_{11}H_6F_{17}NO_4S$ **MOLECULAR WEIGHT:** 571.21

CONCENTRATION: 50 ± 2.5 µg/ml **SOLVENT(S):** Methanol
Water (<1%)

CHEMICAL PURITY: >98%

LAST TESTED: (mm/dd/yyyy) 01/20/2016

EXPIRY DATE: (mm/dd/yyyy) 01/20/2021

RECOMMENDED STORAGE: Refrigerate ampoule

DOCUMENTATION/ DATA ATTACHED:

Figure 1: LC/MS Data (TIC and Mass Spectrum)
Figure 2: LC/MS/MS Data (Selected MRM Transitions)

ADDITIONAL INFORMATION:

- See page 2 for further details.
- Contains 4 mole eq. of NaOH to prevent the conversion of the acetic acid moiety to the methyl ester.

FOR LABORATORY USE ONLY: NOT FOR HUMAN OR DRUG USE

Certified By: B.G. Chittim **Date:** 01/21/2016 (mm/dd/yyyy)

Wellington Laboratories Inc., 345 Southgate Dr. Guelph ON N1G 3M5 CANADA
519-822-2436 • Fax: 519-822-2849 • info@well-labs.com

INTENDED USE:

The products prepared by Wellington Laboratories Inc. are for laboratory use only. This certified reference material (CRM) was designed to be used as a standard for the identification and/or quantification of the specific chemical compound it contains.

HAZARDS:

This product should only be used by qualified personnel familiar with its potential hazards and trained in the handling of hazardous chemicals. Due care should be exercised to prevent unnecessary human contact or ingestion. All procedures should be carried out in a well-functioning fume hood and suitable gloves, eye protection, and clothing should be worn at all times. Waste should be disposed of according to national and regional regulations. Safety Data Sheets (SDSs) are available upon request.

SYNTHESIS / CHARACTERIZATION:

Where possible, all of our products are synthesized using single-product unambiguous routes. They are then characterized, and their structures and purities confirmed, using a combination of the most relevant techniques, such as NMR, GC/MS, LC/MS/MS, SFC/UV/MS/MS, x-ray crystallography, and melting point. Isotopic purities of mass-labelled compounds are also confirmed using HRGC/HRMS and/or LC/MS/MS.

HOMOGENEITY:

Prior to solution preparation, crystalline material is tested for homogeneity using a variety of techniques (as stated above) and its solubility in a given diluent is taken into consideration. Duplicate solutions of a new product are prepared from the same crystalline lot and, after the addition of an appropriate internal standard, they are compared by GC/MS, LC/MS/MS and/or SFC/UV/MS/MS. The relative response factors of the analyte of interest in each solution are required to be <5% RSD. New solution lots of existing products are compared to older lots in the same manner, which further confirms the homogeneity of the crystalline material as well as the stability and homogeneity of the solutions in the storage containers.

UNCERTAINTY:

The maximum combined relative standard uncertainty of our reference standard solutions is calculated using the following equation:

The combined relative standard uncertainty, $u_c(y)$, of a value y and the uncertainty of the independent parameters $x_1, x_2, \ldots x_n$ on which it depends is:

$$u_c(y(x_1, x_2, \ldots x_n)) = \sqrt{\sum_{i=1}^{n} u(y, x_i)^2}$$

where x is expressed as a relative standard uncertainty of the individual parameter.

The individual uncertainties taken into account include those associated with weights (calibration of the balance) and volumes (calibration of the volumetric glassware). An expanded maximum combined percent relative uncertainty of ±5% (calculated with a coverage factor of 2 and a level of confidence of 95%) is stated on the Certificate of Analysis for all of our products.

TRACEABILITY:

All reference standard solutions are traceable to specific crystalline lots. The microbalances used for solution preparation are regularly tested by an external ISO/IEC 17025 accredited calibration company. In addition, their calibration is verified prior to each weighing using NIST and/or NRC traceable external weights. All volumetric glassware used is of Class A tolerance and has been tested according to the appropriate ASTM procedures, which are ultimately traceable to NIST. For certain products, traceability to international interlaboratory studies has also been established.

EXPIRY DATE / PERIOD OF VALIDITY:

Ongoing stability studies of this product have demonstrated stability in its composition and concentration, until the specified expiry date, in the unopened ampoule. Monitoring for any degradation or change in concentration of the listed analyte(s) is performed on a routine basis.

LIMITED WARRANTY:

At the time of shipment, all products are warranted to be free of defects in material and workmanship and to conform to the stated technical and purity specifications.

QUALITY MANAGEMENT:

This product was produced using a Quality Management System registered to the latest versions of ISO 9001 by SAI Global, ISO/IEC 17025 by the Canadian Association for Laboratory Accreditation Inc. (CALA; A 1226), and ISO GUIDE 34 by ANSI-ASQ National Accreditation Board (ANAB; AR-1523).

CALA Testing Accreditation No. A1226

ANAB ACCREDITED ISO 17034 REFERENCE MATERIAL PRODUCER

For additional information or assistance concerning this or any other products from Wellington Laboratories Inc., please visit our website at www.well-labs.com or contact us directly at info@well-labs.com

Figure 1: **N-MeFOSAA; LC/MS Data (TIC and Mass Spectrum)**

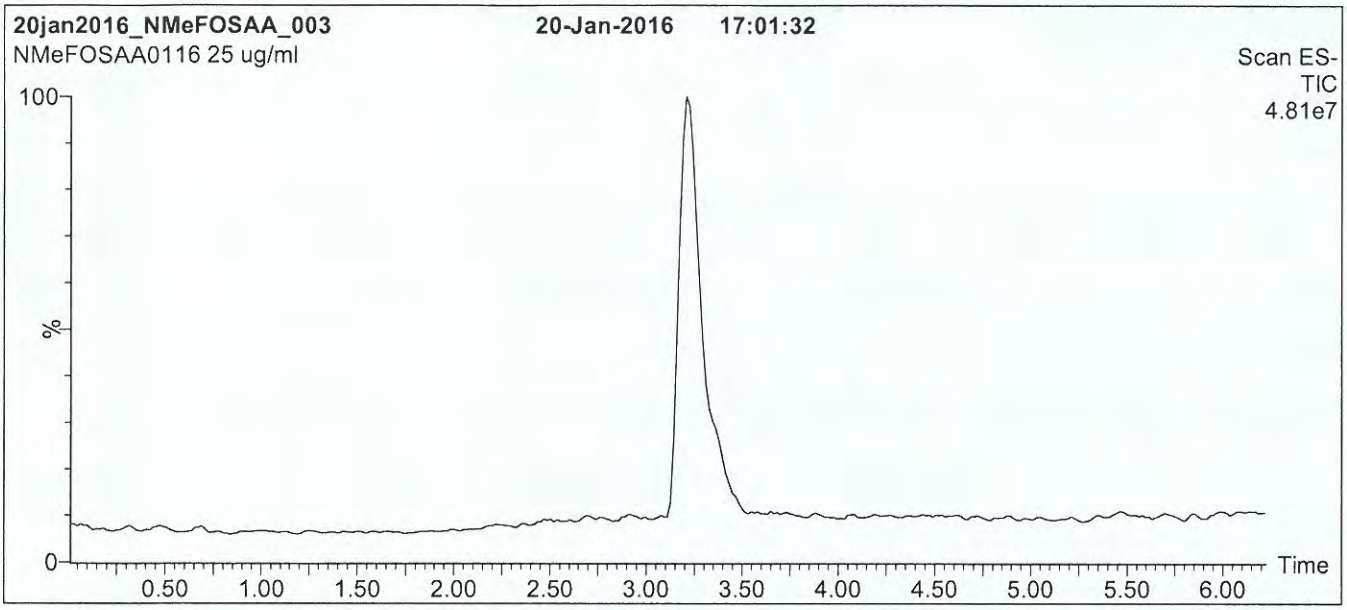

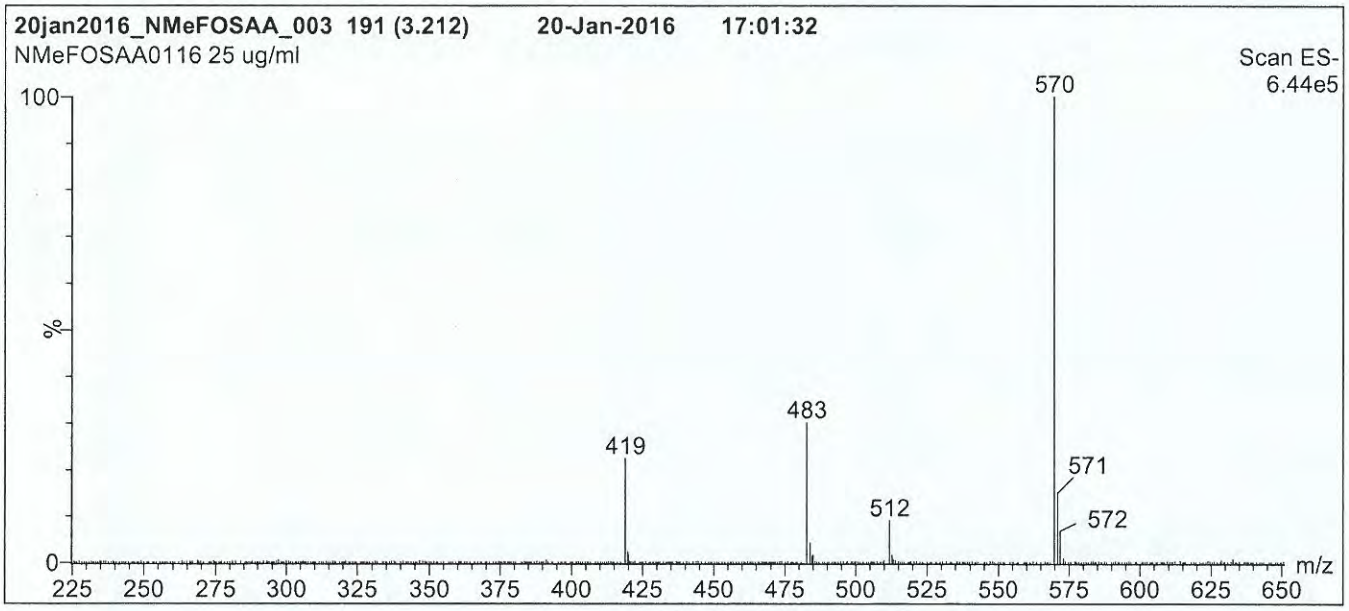

Conditions for Figure 1:

LC: **Waters Acquity Ultra Performance LC**
MS: **Micromass Quattro *micro* API MS**

Chromatographic Conditions

Column: Acquity UPLC BEH Shield RP_{18}
1.7 µm, 2.1 x 100 mm

Mobile phase: Gradient
Start: 60% (80:20 MeOH:ACN) / 40% H_2O
(both with 10 mM NH_4OAc buffer)
Ramp to 90% organic over 7 min and hold for 1.5 min
before returning to initial conditions in 0.5 min.
Time: 10 min

Flow: 300 µl/min

MS Parameters

Experiment: Full Scan (225 - 850 amu)

Source: Electrospray (negative)
Capillary Voltage (kV) = 3.00
Cone Voltage (V) = 35.00
Cone Gas Flow (l/hr) = 50
Desolvation Gas Flow (l/hr) = 750

Figure 2: **N-MeFOSAA; LC/MS/MS Data (Selected MRM Transitions)**

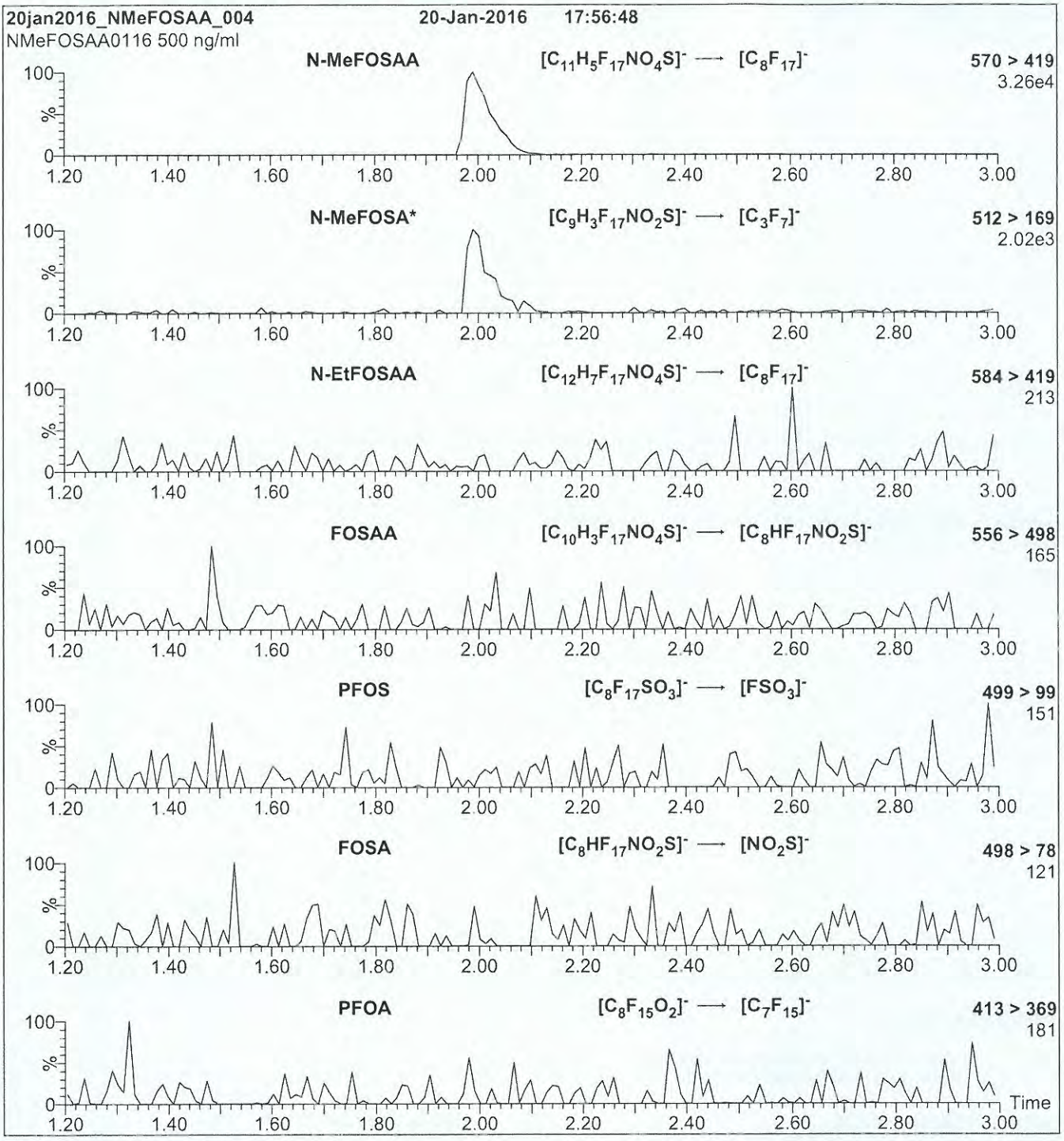

***Note**: N-MeFOSA is formed by in-source fragmentation.

Conditions for Figure 2:

Injection: Direct loop injection
10 µl (500 ng/ml N-MeFOSAA)

Mobile phase: Isocratic 80% (80:20 MeOH:ACN) / 20% H_2O
(both with 10 mM NH_4OAc buffer)

Flow: 300 µl/min

MS Parameters

Collision Gas (mbar) = 3.66e-3
Collision Energy (eV) = 25

16I3003

WELLINGTON LABORATORIES

CERTIFICATE OF ANALYSIS DOCUMENTATION

PRODUCT CODE: N-EtFOSAA **LOT NUMBER:** NEtFOSAA0116

COMPOUND: N-ethylperfluoro-1-octanesulfonamidoacetic acid

STRUCTURE: **CAS #:** 2991-50-6

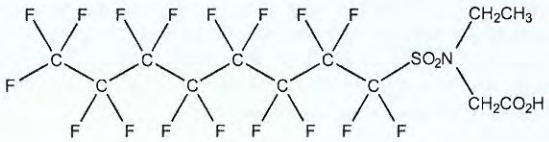

MOLECULAR FORMULA: $C_{12}H_8F_{17}NO_4S$ **MOLECULAR WEIGHT:** 585.23

CONCENTRATION: 50 ± 2.5 µg/ml **SOLVENT(S):** Methanol
Water (<1%)

CHEMICAL PURITY: >98%

LAST TESTED: (mm/dd/yyyy) 01/20/2016

EXPIRY DATE: (mm/dd/yyyy) 01/20/2021

RECOMMENDED STORAGE: Refrigerate ampoule

DOCUMENTATION/ DATA ATTACHED:

Figure 1: LC/MS Data (TIC and Mass Spectrum)
Figure 2: LC/MS/MS Data (Selected MRM Transitions)

ADDITIONAL INFORMATION:

- See page 2 for further details.
- Contains 4 mole eq. of NaOH to prevent the conversion of the acetic acid moiety to the methyl ester.

FOR LABORATORY USE ONLY: NOT FOR HUMAN OR DRUG USE

Certified By: B.G. Chittim **Date:** 01/21/2016 (mm/dd/yyyy)

Wellington Laboratories Inc., 345 Southgate Dr. Guelph ON N1G 3M5 CANADA
519-822-2436 • Fax: 519-822-2849 • info@well-labs.com

INTENDED USE:

The products prepared by Wellington Laboratories Inc. are for laboratory use only. This certified reference material (CRM) was designed to be used as a standard for the identification and/or quantification of the specific chemical compound it contains.

HAZARDS:

This product should only be used by qualified personnel familiar with its potential hazards and trained in the handling of hazardous chemicals. Due care should be exercised to prevent unnecessary human contact or ingestion. All procedures should be carried out in a well-functioning fume hood and suitable gloves, eye protection, and clothing should be worn at all times. Waste should be disposed of according to national and regional regulations. Safety Data Sheets (SDSs) are available upon request.

SYNTHESIS / CHARACTERIZATION:

Where possible, all of our products are synthesized using single-product unambiguous routes. They are then characterized, and their structures and purities confirmed, using a combination of the most relevant techniques, such as NMR, GC/MS, LC/MS/MS, SFC/UV/MS/MS, x-ray crystallography, and melting point. Isotopic purities of mass-labelled compounds are also confirmed using HRGC/HRMS and/or LC/MS/MS.

HOMOGENEITY:

Prior to solution preparation, crystalline material is tested for homogeneity using a variety of techniques (as stated above) and its solubility in a given diluent is taken into consideration. Duplicate solutions of a new product are prepared from the same crystalline lot and, after the addition of an appropriate internal standard, they are compared by GC/MS, LC/MS/MS and/or SFC/UV/MS/MS. The relative response factors of the analyte of interest in each solution are required to be <5% RSD. New solution lots of existing products are compared to older lots in the same manner, which further confirms the homogeneity of the crystalline material as well as the stability and homogeneity of the solutions in the storage containers.

UNCERTAINTY:

The maximum combined relative standard uncertainty of our reference standard solutions is calculated using the following equation:

The combined relative standard uncertainty, $u_c(y)$, of a value y and the uncertainty of the independent parameters x_1, x_2,...x_n on which it depends is:

$$u_c(y(x_1, x_2, ...x_n)) = \sqrt{\sum_{i=1}^{n} u(y, x_i)^2}$$

where x is expressed as a relative standard uncertainty of the individual parameter.

The individual uncertainties taken into account include those associated with weights (calibration of the balance) and volumes (calibration of the volumetric glassware). An expanded maximum combined percent relative uncertainty of ±5% (calculated with a coverage factor of 2 and a level of confidence of 95%) is stated on the Certificate of Analysis for all of our products.

TRACEABILITY:

All reference standard solutions are traceable to specific crystalline lots. The microbalances used for solution preparation are regularly tested by an external ISO/IEC 17025 accredited calibration company. In addition, their calibration is verified prior to each weighing using NIST and/or NRC traceable external weights. All volumetric glassware used is of Class A tolerance and has been tested according to the appropriate ASTM procedures, which are ultimately traceable to NIST. For certain products, traceability to international interlaboratory studies has also been established.

EXPIRY DATE / PERIOD OF VALIDITY:

Ongoing stability studies of this product have demonstrated stability in its composition and concentration, until the specified expiry date, in the unopened ampoule. Monitoring for any degradation or change in concentration of the listed analyte(s) is performed on a routine basis.

LIMITED WARRANTY:

At the time of shipment, all products are warranted to be free of defects in material and workmanship and to conform to the stated technical and purity specifications.

QUALITY MANAGEMENT:

This product was produced using a Quality Management System registered to the latest versions of ISO 9001 by SAI Global, ISO/IEC 17025 by the Canadian Association for Laboratory Accreditation Inc. (CALA; A 1226), and ISO GUIDE 34 by ANSI-ASQ National Accreditation Board (ANAB; AR-1523).

CALA

ANAB ACCREDITED

For additional information or assistance concerning this or any other products from Wellington Laboratories Inc., please visit our website at www.well-labs.com or contact us directly at info@well-labs.com

Figure 1: **N-EtFOSAA; LC/MS Data (TIC and Mass Spectrum)**

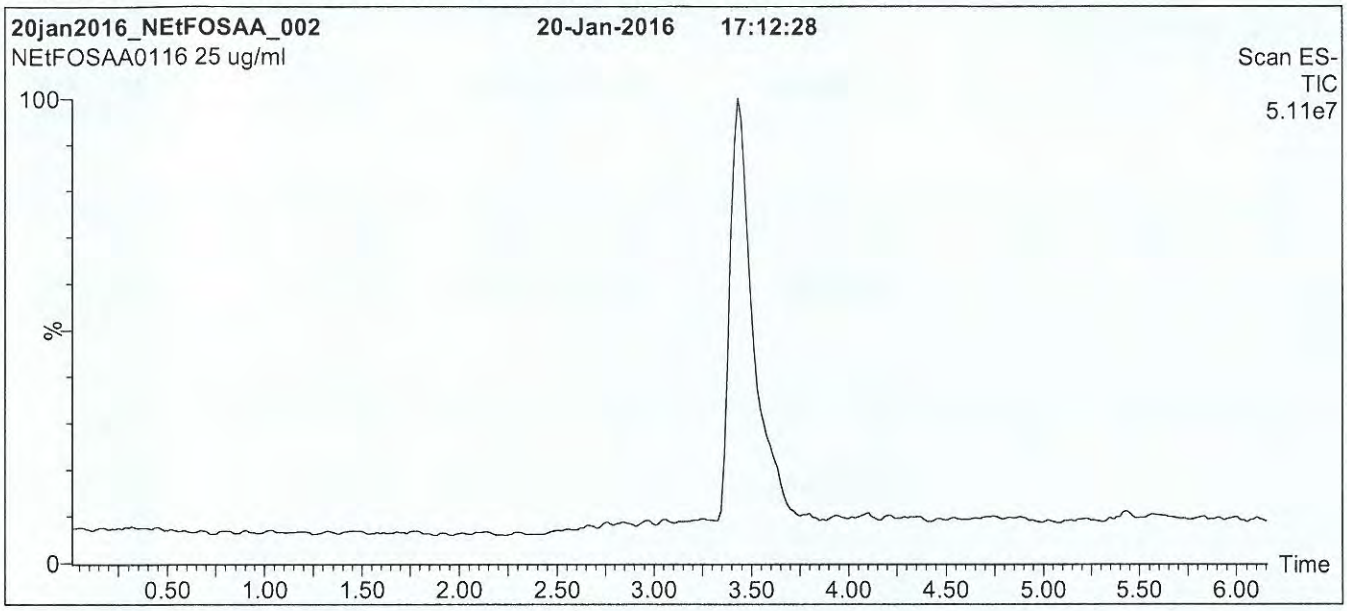

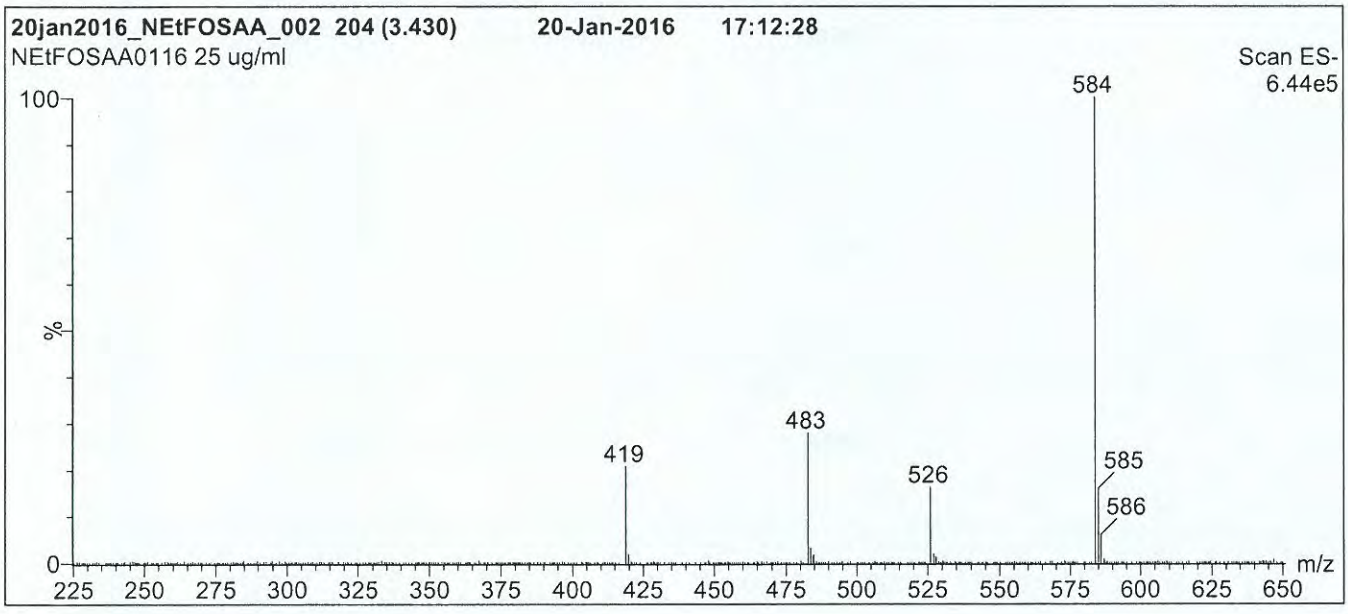

Conditions for Figure 1:

LC: **Waters Acquity Ultra Performance LC**
MS: **Micromass Quattro *micro* API MS**

Chromatographic Conditions

Column: Acquity UPLC BEH Shield RP_{18}
1.7 µm, 2.1 x 100 mm

Mobile phase: Gradient
Start: 60% (80:20 MeOH:ACN) / 40% H_2O
(both with 10 mM NH_4OAc buffer)
Ramp to 90% organic over 7 min and hold for 1.5 min
before returning to initial conditions in 0.5 min.
Time: 10 min

Flow: 300 µl/min

MS Parameters

Experiment: Full Scan (225 - 850 amu)

Source: Electrospray (negative)
Capillary Voltage (kV) = 3.00
Cone Voltage (V) = 35.00
Cone Gas Flow (l/hr) = 50
Desolvation Gas Flow (l/hr) = 750

Figure 2: **N-EtFOSAA; LC/MS/MS Data (Selected MRM Transitions)**

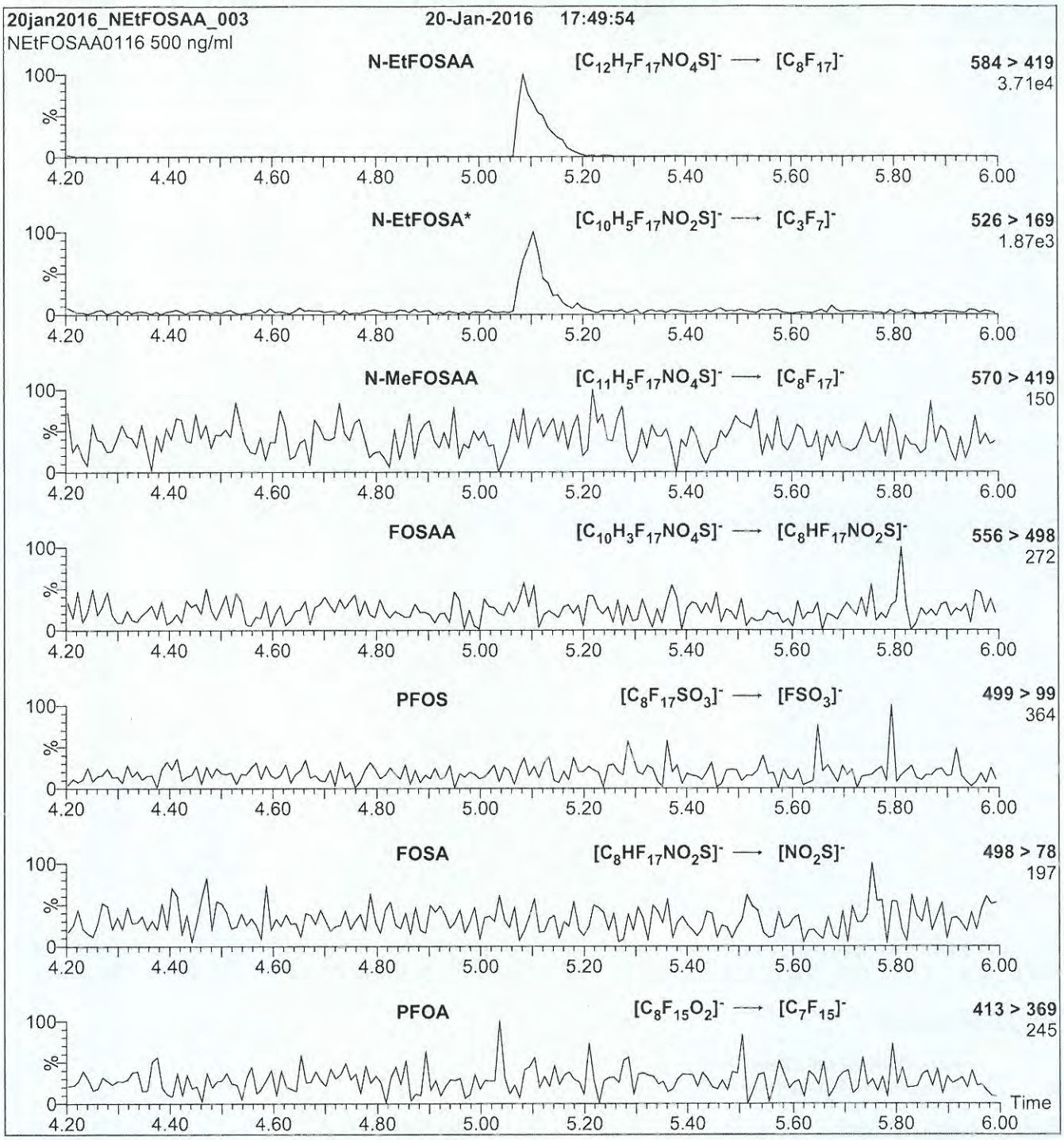

Note: N-EtFOSA is formed by fragmentation of N-EtFOSAA.

Conditions for Figure 2:

Injection: Direct loop injection
10 µl (500 ng/ml N-EtFOSAA)

Mobile phase: Isocratic 80% (80:20 MeOH:ACN) / 20% H_2O
(both with 10 mM NH_4OAc buffer)

Flow: 300 µl/min

MS Parameters

Collision Gas (mbar) = 3.66e-3
Collision Energy (eV) = 25

17D2615

WELLINGTON LABORATORIES

CERTIFICATE OF ANALYSIS DOCUMENTATION

br-PFHxSK

Potassium Perfluorohexanesulfonate Solution/Mixture of Linear and Branched Isomers

PRODUCT CODE:	br-PFHxSK
LOT NUMBER:	brPFHxSK0117
CONCENTRATION:	50.0 ± 2.5 µg/ml (total potassium salt)
	45.5 ± 2.3 µg/ml (total PFHxS anion)
SOLVENT(S):	Methanol
DATE PREPARED: (mm/dd/yyyy)	01/03/2017
LAST TESTED: (mm/dd/yyyy)	01/04/2017
EXPIRY DATE: (mm/dd/yyyy)	01/04/2022
RECOMMENDED STORAGE:	Store ampoule in a cool, dark place

DESCRIPTION:

The chemical purity has been determined to be ≥98% perfluorohexanesulfonate linear and branched isomers. The full name, structure and percent composition for each of the identified isomeric components are given in Table A.

DOCUMENTATION/ DATA ATTACHED:

Table A: Isomeric Components and Percent Composition by ^{19}F-NMR
Figure 1: LC/MS Data (TIC and Mass Spectrum)
Figure 2: LC/MS Data (SIR)
Figure 3: LC/MS/MS Data (Selected MRM Transitions)

ADDITIONAL INFORMATION:

- See page 2 for further details.
- Contains ~ 0.5% of perfluoro-1-pentanesulfonate and ~ 0.2% of perfluoro-1-octanesulfonate.
- CAS#: 3871-99-6 (for linear isomer; potassium salt).

FOR LABORATORY USE ONLY: NOT FOR HUMAN OR DRUG USE

Wellington Laboratories Inc., 345 Southgate Dr. Guelph ON N1G 3M5 CANADA
519-822-2436 • Fax: 519-822-2849 • info@well-labs.com

INTENDED USE:

The products prepared by Wellington Laboratories Inc. are for laboratory use only. This certified reference material (CRM) was designed to be used as a standard for the identification and/or quantification of the specific chemical compounds it contains.

HAZARDS:

This product should only be used by qualified personnel familiar with its potential hazards and trained in the handling of hazardous chemicals. Due care should be exercised to prevent unnecessary human contact or ingestion. All procedures should be carried out in a well-functioning fume hood and suitable gloves, eye protection, and clothing should be worn at all times. Waste should be disposed of according to national and regional regulations. Safety Data Sheets (SDSs) are available upon request.

SYNTHESIS / CHARACTERIZATION:

Where possible, all of our products are synthesized using single-product unambiguous routes. They are then characterized, and their structures and purities confirmed, using a combination of the most relevant techniques, such as NMR, GC/MS, LC/MS/MS, SFC/UV/MS/MS, x-ray crystallography, and melting point. Isotopic purities of mass-labelled compounds are also confirmed using HRGC/HRMS and/or LC/MS/MS.

HOMOGENEITY:

Prior to solution preparation, crystalline material is tested for homogeneity using a variety of techniques (as stated above) and its solubility in a given diluent is taken into consideration. Duplicate solutions of a new product are prepared from the same crystalline lot and, after the addition of an appropriate internal standard, they are compared by GC/MS, LC/MS/MS and/or SFC/UV/MS/MS. The relative response factors of the analyte of interest in each solution are required to be <5% RSD. New solution lots of existing products are compared to older lots in the same manner, which further confirms the homogeneity of the crystalline material as well as the stability and homogeneity of the solutions in the storage containers.

UNCERTAINTY:

The maximum combined relative standard uncertainty of our reference standard solutions is calculated using the following equation:

The combined relative standard uncertainty, $u_c(y)$, of a value y and the uncertainty of the independent parameters $x_1, x_2, \ldots x_n$ on which it depends is:

$$u_c(y(x_1, x_2, \ldots x_n)) = \sqrt{\sum_{i=1}^{n} u(y, x_i)^2}$$

where x is expressed as a relative standard uncertainty of the individual parameter.

The individual uncertainties taken into account include those associated with weights (calibration of the balance) and volumes (calibration of the volumetric glassware). An expanded maximum combined percent relative uncertainty of ±5% (calculated with a coverage factor of 2 and a level of confidence of 95%) is stated on the Certificate of Analysis for all of our products.

TRACEABILITY:

All reference standard solutions are traceable to specific crystalline lots. The microbalances used for solution preparation are regularly tested by an external ISO/IEC 17025 accredited calibration company. In addition, their calibration is verified prior to each weighing using NIST and/or NRC traceable external weights. All volumetric glassware used is of Class A tolerance and has been tested according to the appropriate ASTM procedures, which are ultimately traceable to NIST. For certain products, traceability to international interlaboratory studies has also been established.

EXPIRY DATE / PERIOD OF VALIDITY:

Ongoing stability studies of this product have demonstrated stability in its composition and concentration, until the specified expiry date, in the unopened ampoule. Monitoring for any degradation or change in concentration of the listed analyte(s) is performed on a routine basis.

LIMITED WARRANTY:

At the time of shipment, all products are warranted to be free of defects in material and workmanship and to conform to the stated technical and purity specifications.

QUALITY MANAGEMENT:

This product was produced using a Quality Management System registered to the latest versions of ISO 9001 by SAI Global, ISO/IEC 17025 by the Canadian Association for Laboratory Accreditation Inc. (CALA; A 1226), and ISO GUIDE 34 by ANSI-ASQ National Accreditation Board (ANAB; AR-1523).

CALA

ANAB ACCREDITED ISO GUIDE 34 REFERENCE MATERIAL PRODUCER

For additional information or assistance concerning this or any other products from Wellington Laboratories Inc., please visit our website at www.well-labs.com or contact us directly at info@well-labs.com

Table A: **br-PFHxSK; Isomeric Components and Percent Composition (by ^{19}F-NMR)***

Isomer	Name	Structure	Percent Composition by ^{19}F-NMR
1	Potassium perfluoro-1-hexanesulfonate	$CF_3CF_2CF_2CF_2CF_2CF_2SO_3^-K^+$	81.1
2	Potassium 1-trifluoromethylperfluoropentanesulfonate**	$CF_3CF_2CF_2CF_2CF(CF_3)SO_3^-K^+$	2.9
3	Potassium 2-trifluoromethylperfluoropentanesulfonate	$CF_3CF_2CF_2CF(CF_3)CF_2SO_3^-K^+$	1.4
4	Potassium 3-trifluoromethylperfluoropentanesulfonate	$CF_3CF_2CF(CF_3)CF_2CF_2SO_3^-K^+$	5.0
5	Potassium 4-trifluoromethylperfluoropentanesulfonate	$CF_3CF(CF_3)CF_2CF_2CF_2SO_3^-K^+$	8.9
6	Potassium 3,3-di(trifluoromethyl)perfluorobutanesulfonate	$CF_3C(CF_3)CF_2CF_2SO_3^-K^+$	0.2
7	Other Unidentified Isomers		0.5

* Percent of total perfluorohexanesulfonate isomers only.
** Systematic Name: Potassium perfluorohexane-2-sulfonate.

Certified By: B.G. Chittim **Date:** 01/20/2017 (mm/dd/yyyy)

Figure 1: **br-PFHxSK; LC/MS Data (TIC and Mass Spectrum)**

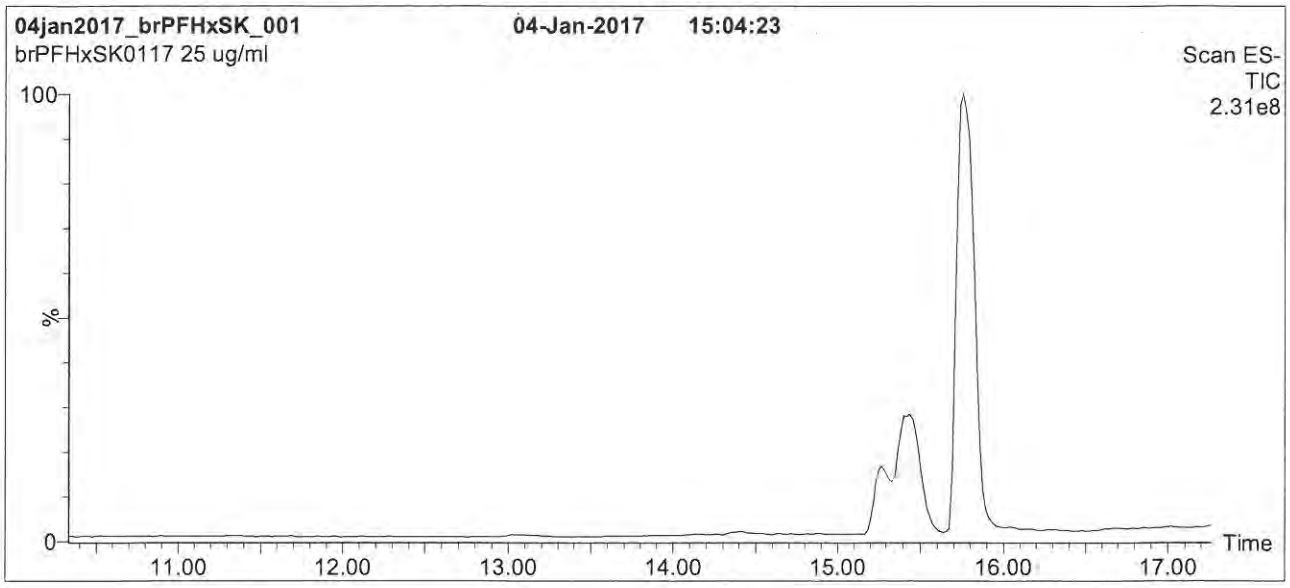

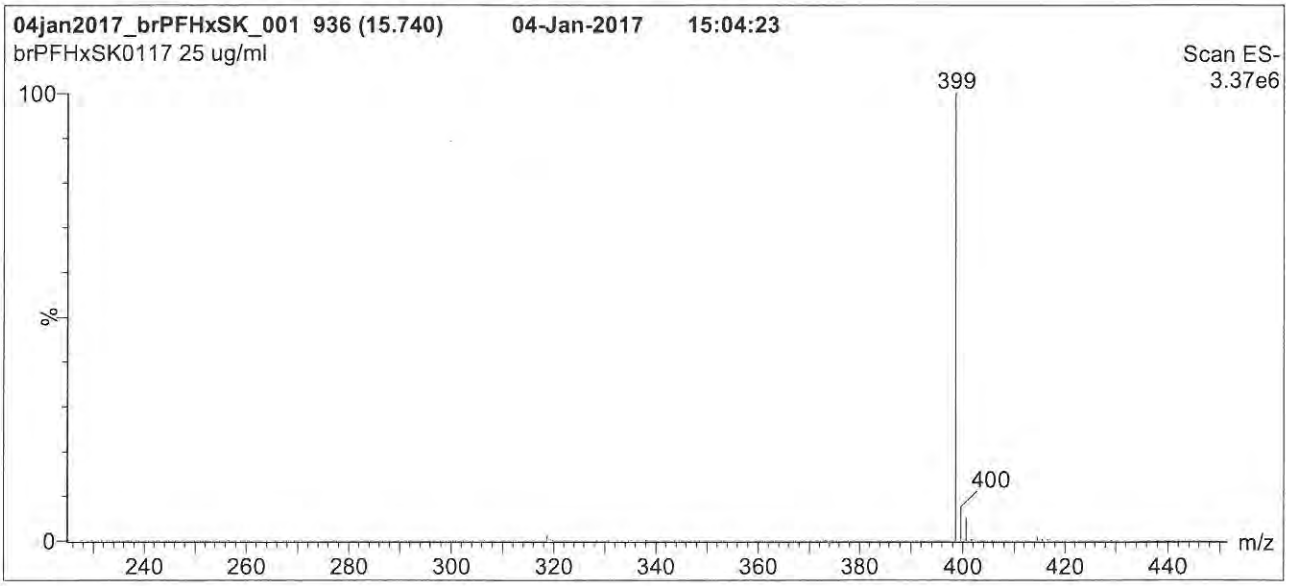

Conditions for Figure 1:

LC: **Waters Acquity Ultra Performance LC**
MS: **Micromass Quattro *micro* API MS**

Chromatographic Conditions

Column: Acquity UPLC BEH Shield RP_{18}
1.7 µm, 2.1 x 100 mm

Mobile phase: Gradient
Start: 20% (80:20 MeOH:ACN) / 80% H_2O
(both with 10 mM NH_4OAc buffer)
Ramp to 50% organic over 14 min. Ramp to
90% organic over 3 min and hold for 1.5 min
before returning to initial conditions in 0.5 min.
Time: 20 min

Flow: 300 µl/min

MS Parameters

Experiment: Full Scan (225 - 850 amu)

Source: Electrospray (negative)
Capillary Voltage (kV) = 3.00
Cone Voltage (V) = 50.00
Cone Gas Flow (l/hr) = 60
Desolvation Gas Flow (l/hr) = 750

Figure 2: **br-PFHxSK; LC/MS Data (SIR)**

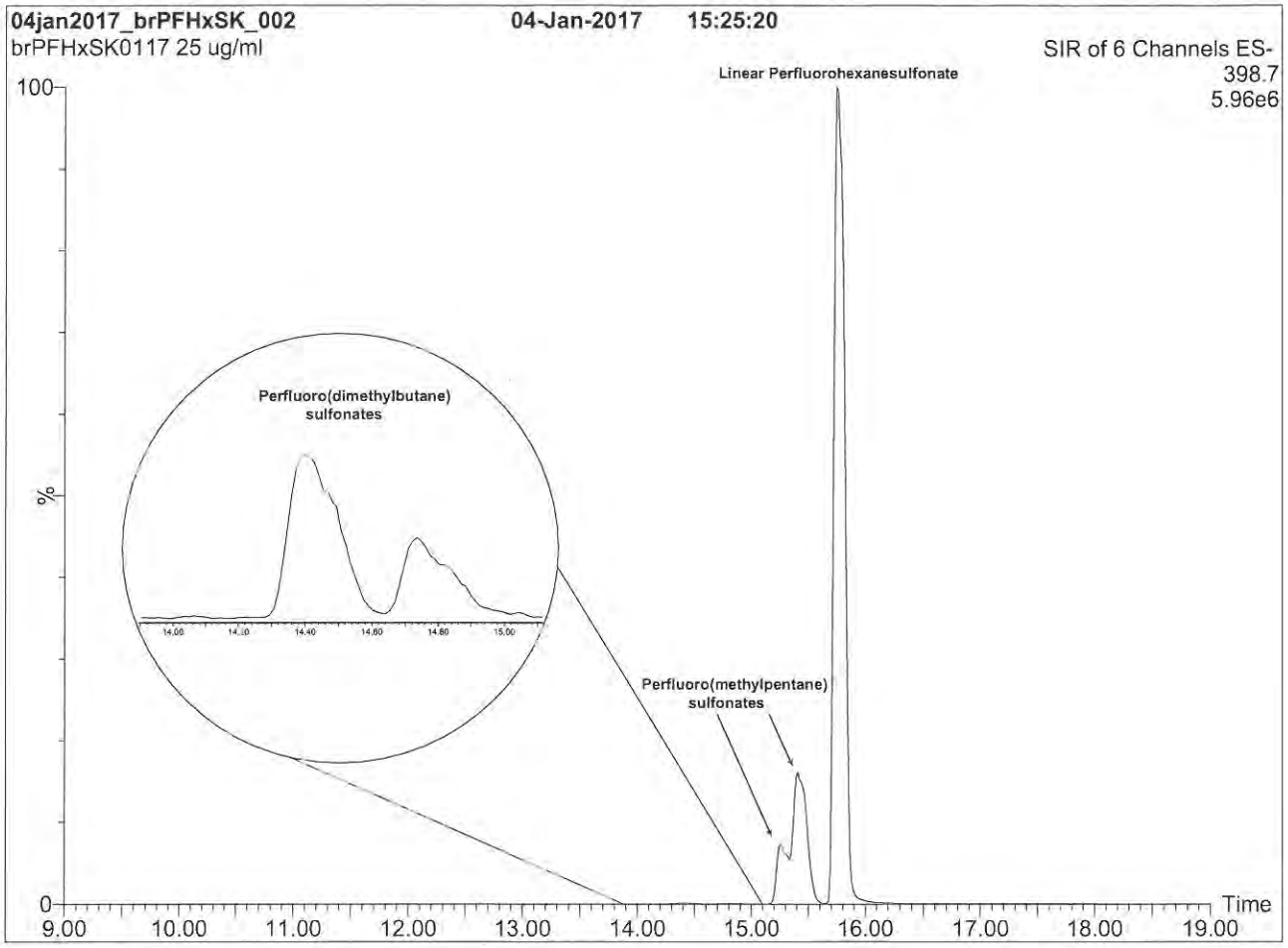

Conditions for Figure 2:

LC: **Waters Acquity Ultra Performance LC**
MS: **Micromass Quattro *micro* API MS**

Chromatographic Conditions

Column: Acquity UPLC BEH Shield RP_{18}
1.7 µm, 2.1 x 100 mm

Mobile phase: Gradient
Start: 20% (80:20 MeOH:ACN) / 80% H_2O
(both with 10 mM NH_4OAc buffer)
Ramp to 50% organic over 14 min. Ramp to 90% organic over 3 min and hold for 1.5 min before returning to initial conditions in 0.5 min.
Time: 20 min

Flow: 300 µl/min

MS Parameters

Experiment: SIR (6 channels)

Source: Electrospray (negative)
Capillary Voltage (kV) = 3.00
Cone Voltage (V) = variable (15-62)
Cone Gas Flow (l/hr) = 60
Desolvation Gas Flow (l/hr) = 750

Figure 3: **br-PFHxSK; LC/MS/MS Data (Selected MRM Transitions)**

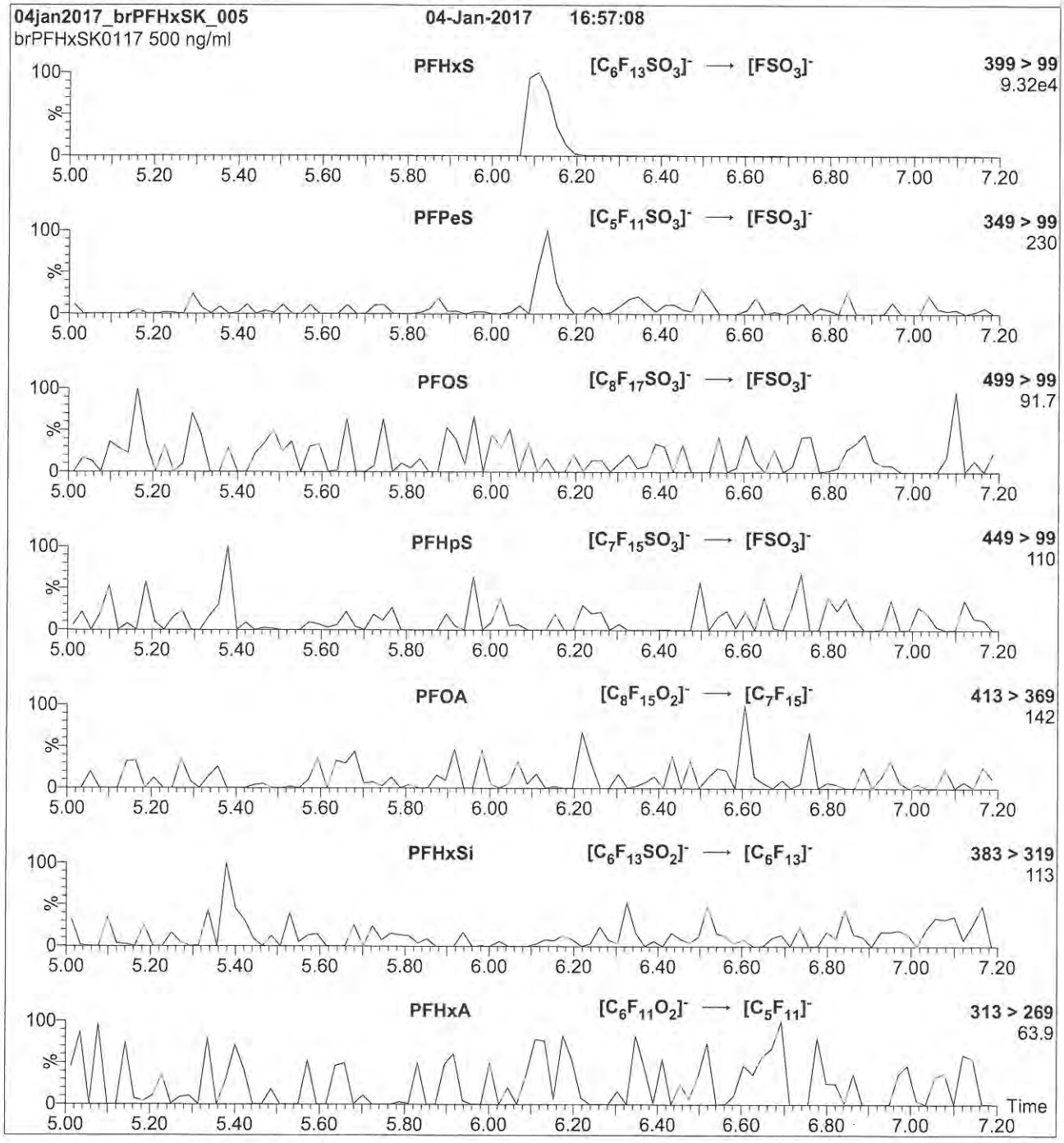

Conditions for Figure 3:

Injection: Direct loop injection
10 µl (500 ng/ml br-PFHxSK)

Mobile phase: Isocratic 80% (80:20 MeOH:ACN) / 20% H_2O
(both with 10 mM NH_4OAc buffer)

Flow: 300 µl/min

MS Parameters

Collision Gas (mbar) = 3.35e-3
Collision Energy (eV) = 30

17D2620

WELLINGTON LABORATORIES

CERTIFICATE OF ANALYSIS DOCUMENTATION

PRODUCT CODE: L-PFDS
LOT NUMBER: LPFDS0217
COMPOUND: Sodium perfluoro-1-decanesulfonate

STRUCTURE:
CAS #: 2806-15-7

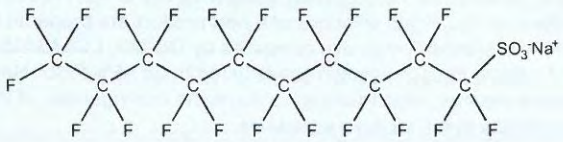

MOLECULAR FORMULA:	$C_{10}F_{21}SO_3Na$	**MOLECULAR WEIGHT:**	622.13
CONCENTRATION:	50.0 ± 2.5 µg/ml (Na salt) 48.2 ± 2.4 µg/ml (PFDS anion)	**SOLVENT(S):**	Methanol
CHEMICAL PURITY:	>98%		
LAST TESTED: (mm/dd/yyyy)	02/17/2017		
EXPIRY DATE: (mm/dd/yyyy)	02/17/2022		
RECOMMENDED STORAGE:	Store ampoule in a cool, dark place		

DOCUMENTATION/ DATA ATTACHED:

Figure 1: LC/MS Data (TIC and Mass Spectrum)
Figure 2: LC/MS/MS Data (Selected MRM Transitions)

ADDITIONAL INFORMATION:

- See page 2 for further details.
- Contains ~ 0.9% of sodium perfluoro-1-dodecanesulfonate (L-PFDoS).

FOR LABORATORY USE ONLY: NOT FOR HUMAN OR DRUG USE

Certified By: B.G. Chittim **Date:** 02/22/2017 (mm/dd/yyyy)

Wellington Laboratories Inc., 345 Southgate Dr. Guelph ON N1G 3M5 CANADA
519-822-2436 • Fax: 519-822-2849 • info@well-labs.com

17G1313

WELLINGTON LABORATORIES

CERTIFICATE OF ANALYSIS
DOCUMENTATION

PRODUCT CODE: PFTrDA
COMPOUND: Perfluoro-n-tridecanoic acid

LOT NUMBER: PFTrDA0517

STRUCTURE:

CAS #: 72629-94-8

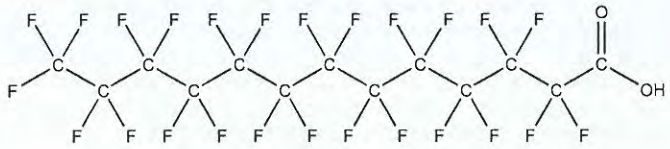

MOLECULAR FORMULA: $C_{13}HF_{25}O_2$
CONCENTRATION: 50 ± 2.5 µg/ml

MOLECULAR WEIGHT: 664.11
SOLVENT(S): Methanol
Water (<1%)

CHEMICAL PURITY: >98%
LAST TESTED: (mm/dd/yyyy) 05/02/2017
EXPIRY DATE: (mm/dd/yyyy) 05/02/2022
RECOMMENDED STORAGE: Store ampoule in a cool, dark place

DOCUMENTATION/ DATA ATTACHED:

Figure 1: LC/MS Data (TIC and Mass Spectrum)
Figure 2: LC/MS/MS Data (Selected MRM Transitions)

ADDITIONAL INFORMATION:

- See page 2 for further details.
- Contains 4 mole eq. of NaOH to prevent conversion of the carboxylic acid to the methyl ester.
- Contains ~ 0.1% of PFUdA ($C_{11}HF_{21}O_2$), ~ 0.4% of PFDoA ($C_{12}HF_{23}O_2$), and ~ 0.1% of PFTeDA ($C_{14}HF_{27}O_2$).

FOR LABORATORY USE ONLY: NOT FOR HUMAN OR DRUG USE

Certified By: B.G. Chittim, General Manager **Date:** 05/04/2017 (mm/dd/yyyy)

Wellington Laboratories Inc., 345 Southgate Dr. Guelph ON N1G 3M5 CANADA
519-822-2436 • Fax: 519-822-2849 • info@well-labs.com

17G1313

INTENDED USE:

The products prepared by Wellington Laboratories Inc. are for laboratory use only. This certified reference material (CRM) was designed to be used as a standard for the identification and/or quantification of the specific chemical compound it contains.

HAZARDS:

This product should only be used by qualified personnel familiar with its potential hazards and trained in the handling of hazardous chemicals. Due care should be exercised to prevent unnecessary human contact or ingestion. All procedures should be carried out in a well-functioning fume hood and suitable gloves, eye protection, and clothing should be worn at all times. Waste should be disposed of according to national and regional regulations. Safety Data Sheets (SDSs) are available upon request.

SYNTHESIS / CHARACTERIZATION:

Where possible, all of our products are synthesized using single-product unambiguous routes. They are then characterized, and their structures and purities confirmed, using a combination of the most relevant techniques, such as NMR, GC/MS, LC/MS/MS, SFC/UV/MS/MS, x-ray crystallography, and melting point. Isotopic purities of mass-labelled compounds are also confirmed using HRGC/HRMS and/or LC/MS/MS.

HOMOGENEITY:

Prior to solution preparation, crystalline material is tested for homogeneity using a variety of techniques (as stated above) and its solubility in a given diluent is taken into consideration. Duplicate solutions of a new product are prepared from the same crystalline lot and, after the addition of an appropriate internal standard, they are compared by GC/MS, LC/MS/MS and/or SFC/UV/MS/MS. The relative response factors of the analyte of interest in each solution are required to be <5% RSD. New solution lots of existing products are compared to older lots in the same manner, which further confirms the homogeneity of the crystalline material as well as the stability and homogeneity of the solutions in the storage containers. In order to maintain the integrity of the assigned value(s), and associated uncertainty, the dilution or injection of a subsample of this product should be performed using calibrated measuring equipment.

UNCERTAINTY:

The maximum combined relative standard uncertainty of our reference standard solutions is calculated using the following equation:

The combined relative standard uncertainty, $u_c(y)$, of a value y and the uncertainty of the independent parameters $x_1, x_2, \ldots x_n$ on which it depends is:

$$u_c(y(x_1, x_2, \ldots x_n)) = \sqrt{\sum_{i=1}^{n} u(y, x_i)^2}$$

where x is expressed as a relative standard uncertainty of the individual parameter.

The individual uncertainties taken into account include those associated with weights (calibration of the balance) and volumes (calibration of the volumetric glassware). An expanded maximum combined percent relative uncertainty of ±5% (calculated with a coverage factor of 2 and a level of confidence of 95%) is stated on the Certificate of Analysis for all of our products.

TRACEABILITY:

All reference standard solutions are traceable to specific crystalline lots. The microbalances used for solution preparation are regularly tested by an external ISO/IEC 17025 accredited calibration company. In addition, their calibration is verified prior to each weighing using calibrated NIST and/or NRC traceable external weights. All volumetric glassware used is calibrated, of Class A tolerance, and has been tested according to the appropriate ASTM procedures, which are ultimately traceable to NIST. For certain products, traceability to international interlaboratory studies has also been established.

EXPIRY DATE / PERIOD OF VALIDITY:

Ongoing stability studies of this product have demonstrated stability in its composition and concentration, until the specified expiry date, in the unopened ampoule. Monitoring for any degradation or change in concentration of the listed analyte(s) is performed on a routine basis.

LIMITED WARRANTY:

At the time of shipment, all products are warranted to be free of defects in material and workmanship and to conform to the stated technical and purity specifications.

QUALITY MANAGEMENT:

This product was produced using a Quality Management System registered to the latest versions of ISO 9001 by SAI Global, ISO/IEC 17025 by the Canadian Association for Laboratory Accreditation Inc. (CALA; A 1226), and ISO GUIDE 34 by ANSI-ASQ National Accreditation Board (ANAB; AR-1523).

CALA

ANAB ACCREDITED

For additional information or assistance concerning this or any other products from Wellington Laboratories Inc., please visit our website at www.well-labs.com or contact us directly at info@well-labs.com

17G1313

Figure 1: **PFTrDA; LC/MS Data (TIC and Mass Spectrum)**

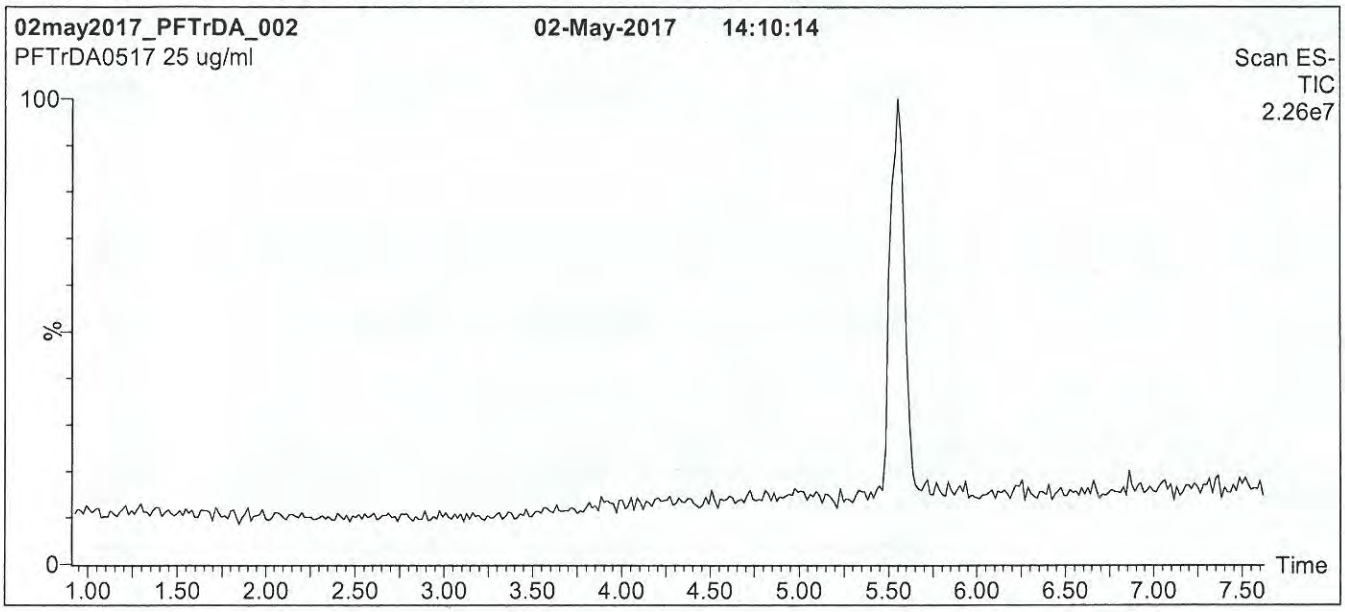

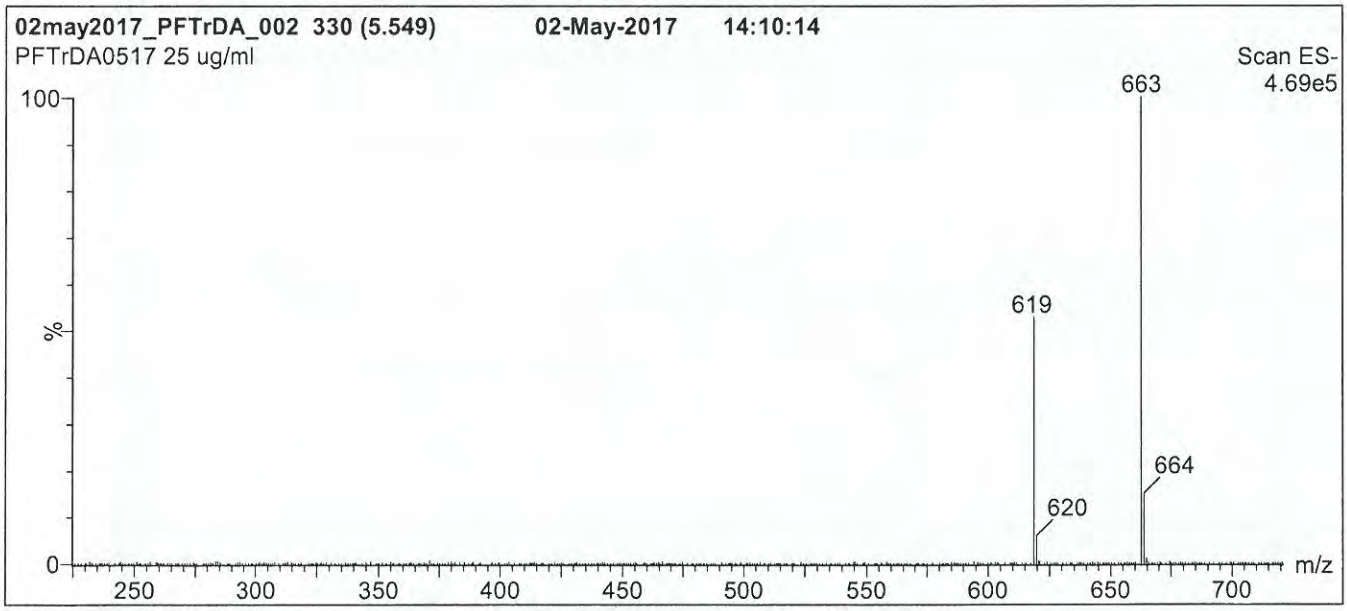

Conditions for Figure 1:

LC: **Waters Acquity Ultra Performance LC**
MS: **Micromass Quattro *micro* API MS**

Chromatographic Conditions

Column: Acquity UPLC BEH Shield RP_{18}
1.7 µm, 2.1 x 100 mm

Mobile phase: Gradient
Start: 60% (80:20 MeOH:ACN) / 40% H_2O
(both with 10 mM NH_4OAc buffer)
Ramp to 90% organic over 7 min and hold for 1.5 min
before returning to initial conditions in 0.5 min.
Time: 10 min

Flow: 300 µl/min

MS Parameters

Experiment: Full Scan (225 - 850 amu)

Source: Electrospray (negative)
Capillary Voltage (kV) = 2.00
Cone Voltage (V) = 22.00
Cone Gas Flow (l/hr) = 60
Desolvation Gas Flow (l/hr) = 650

17G1313

Figure 2: **PFTrDA; LC/MS/MS Data (Selected MRM Transitions)**

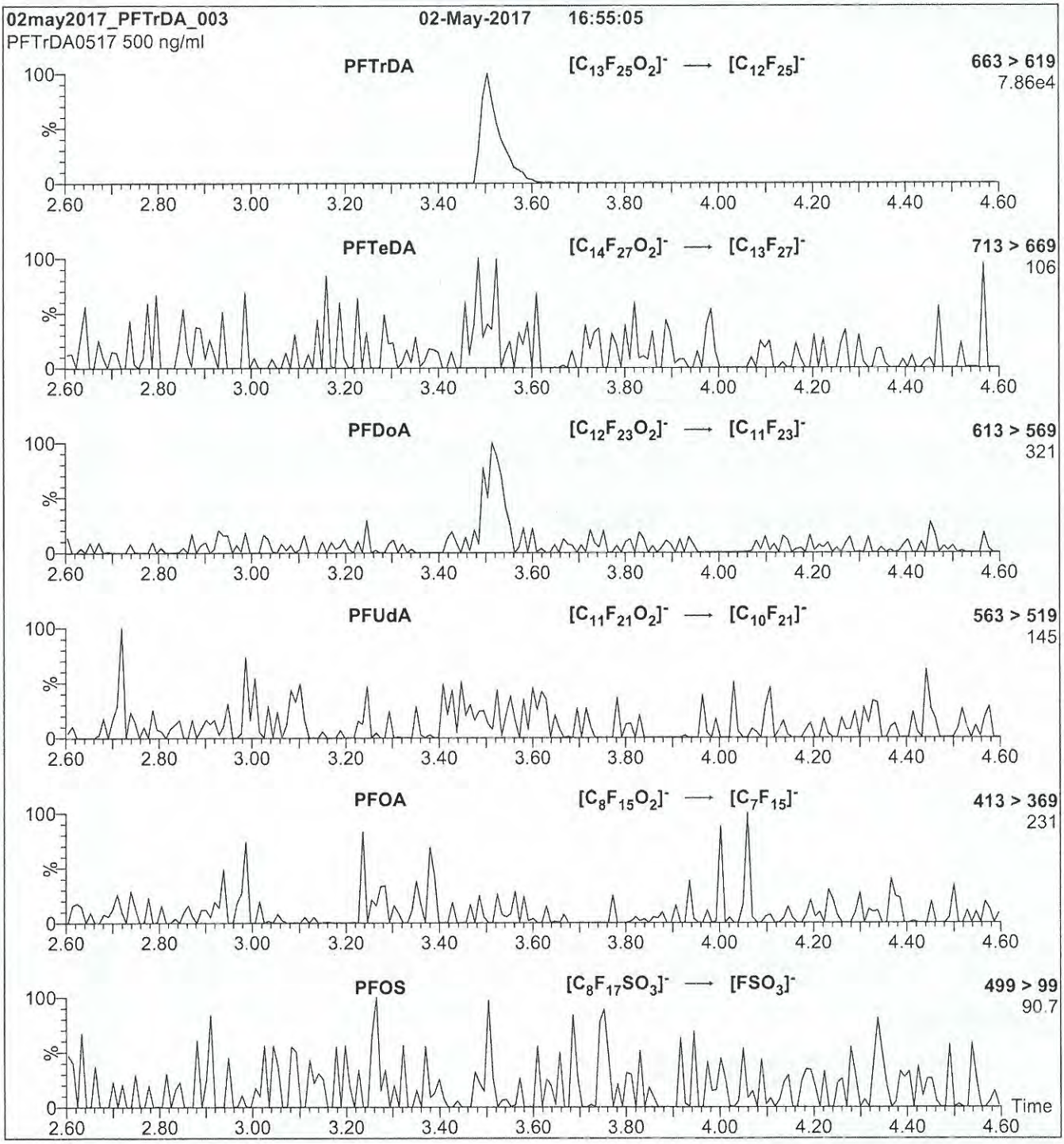

Conditions for Figure 2:

Injection: Direct loop injection
10 µl (500 ng/ml PFTrDA)

Mobile phase: Isocratic 80% (80:20 MeOH:ACN) / 20% H_2O
(both with 10 mM NH_4OAc buffer)

Flow: 300 µl/min

MS Parameters

Collision Gas (mbar) = 3.17e-3
Collision Energy (eV) = 15

17G1326

WELLINGTON LABORATORIES

CERTIFICATE OF ANALYSIS DOCUMENTATION

PRODUCT CODE: L-PFHpS
COMPOUND: Sodium perfluoro-1-heptanesulfonate

LOT NUMBER: LPFHpS1016

STRUCTURE:

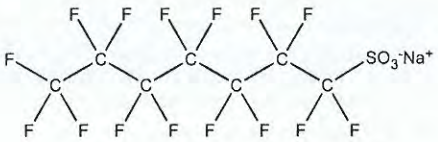

CAS #: Not available

MOLECULAR FORMULA:	$C_7F_{15}SO_3Na$
MOLECULAR WEIGHT:	472.10
CONCENTRATION:	50.0 ± 2.5 µg/ml (Na salt) 47.6 ± 2.4 µg/ml (PFHpS anion)
SOLVENT(S):	Methanol
CHEMICAL PURITY:	>98%
LAST TESTED: (mm/dd/yyyy)	10/18/2016
EXPIRY DATE: (mm/dd/yyyy)	10/18/2021
RECOMMENDED STORAGE:	Store ampoule in a cool, dark place

DOCUMENTATION/ DATA ATTACHED:

Figure 1: LC/MS Data (TIC and Mass Spectrum)
Figure 2: LC/MS/MS Data (Selected MRM Transitions)

ADDITIONAL INFORMATION:

- See page 2 for further details.
- Contains ~ 0.2% of L-PFHxS ($C_6F_{13}SO_3Na$) and ~ 0.1% of L-PFOS ($C_8F_{17}SO_3Na$).

FOR LABORATORY USE ONLY: NOT FOR HUMAN OR DRUG USE

Certified By: B.G. Chittim **Date:** 10/20/2016 (mm/dd/yyyy)

Wellington Laboratories Inc., 345 Southgate Dr. Guelph ON N1G 3M5 CANADA
519-822-2436 • Fax: 519-822-2849 • info@well-labs.com

17G1326

INTENDED USE:

The products prepared by Wellington Laboratories Inc. are for laboratory use only. This certified reference material (CRM) was designed to be used as a standard for the identification and/or quantification of the specific chemical compound it contains.

HAZARDS:

This product should only be used by qualified personnel familiar with its potential hazards and trained in the handling of hazardous chemicals. Due care should be exercised to prevent unnecessary human contact or ingestion. All procedures should be carried out in a well-functioning fume hood and suitable gloves, eye protection, and clothing should be worn at all times. Waste should be disposed of according to national and regional regulations. Safety Data Sheets (SDSs) are available upon request.

SYNTHESIS / CHARACTERIZATION:

Where possible, all of our products are synthesized using single-product unambiguous routes. They are then characterized, and their structures and purities confirmed, using a combination of the most relevant techniques, such as NMR, GC/MS, LC/MS/MS, SFC/UV/MS/MS, x-ray crystallography, and melting point. Isotopic purities of mass-labelled compounds are also confirmed using HRGC/HRMS and/or LC/MS/MS.

HOMOGENEITY:

Prior to solution preparation, crystalline material is tested for homogeneity using a variety of techniques (as stated above) and its solubility in a given diluent is taken into consideration. Duplicate solutions of a new product are prepared from the same crystalline lot and, after the addition of an appropriate internal standard, they are compared by GC/MS, LC/MS/MS and/or SFC/UV/MS/MS. The relative response factors of the analyte of interest in each solution are required to be <5% RSD. New solution lots of existing products are compared to older lots in the same manner, which further confirms the homogeneity of the crystalline material as well as the stability and homogeneity of the solutions in the storage containers.

UNCERTAINTY:

The maximum combined relative standard uncertainty of our reference standard solutions is calculated using the following equation:

The combined relative standard uncertainty, $u_c(y)$, of a value y and the uncertainty of the independent parameters x_1, x_2,...x_n on which it depends is:

$$u_c(y(x_1, x_2, \ldots x_n)) = \sqrt{\sum_{i=1}^{n} u(y, x_i)^2}$$

where x is expressed as a relative standard uncertainty of the individual parameter.

The individual uncertainties taken into account include those associated with weights (calibration of the balance) and volumes (calibration of the volumetric glassware). An expanded maximum combined percent relative uncertainty of ±5% (calculated with a coverage factor of 2 and a level of confidence of 95%) is stated on the Certificate of Analysis for all of our products.

TRACEABILITY:

All reference standard solutions are traceable to specific crystalline lots. The microbalances used for solution preparation are regularly tested by an external ISO/IEC 17025 accredited calibration company. In addition, their calibration is verified prior to each weighing using NIST and/or NRC traceable external weights. All volumetric glassware used is of Class A tolerance and has been tested according to the appropriate ASTM procedures, which are ultimately traceable to NIST. For certain products, traceability to international interlaboratory studies has also been established.

EXPIRY DATE / PERIOD OF VALIDITY:

Ongoing stability studies of this product have demonstrated stability in its composition and concentration, until the specified expiry date, in the unopened ampoule. Monitoring for any degradation or change in concentration of the listed analyte(s) is performed on a routine basis.

LIMITED WARRANTY:

At the time of shipment, all products are warranted to be free of defects in material and workmanship and to conform to the stated technical and purity specifications.

QUALITY MANAGEMENT:

This product was produced using a Quality Management System registered to the latest versions of ISO 9001 by SAI Global, ISO/IEC 17025 by the Canadian Association for Laboratory Accreditation Inc. (CALA; A 1226), and ISO GUIDE 34 by ANSI-ASQ National Accreditation Board (ANAB; AR-1523).

CALA

ANAB ACCREDITED

For additional information or assistance concerning this or any other products from Wellington Laboratories Inc., please visit our website at www.well-labs.com or contact us directly at info@well-labs.com

17G1326

Figure 1: **L-PFHpS; LC/MS Data (TIC and Mass Spectrum)**

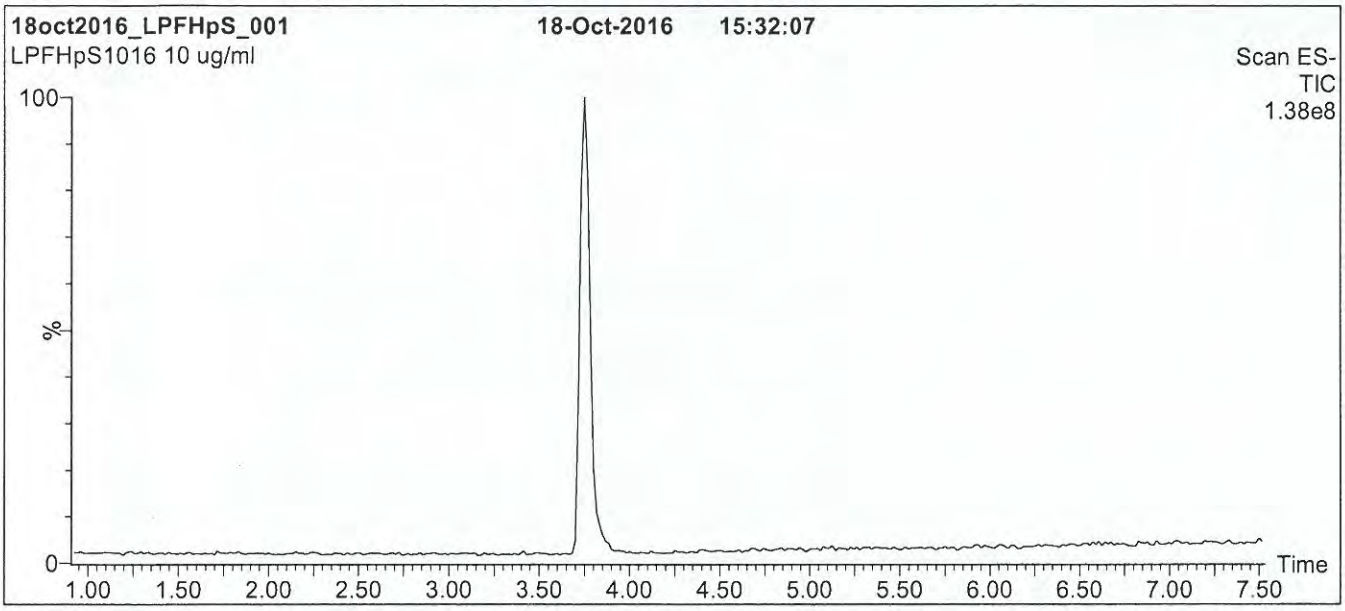

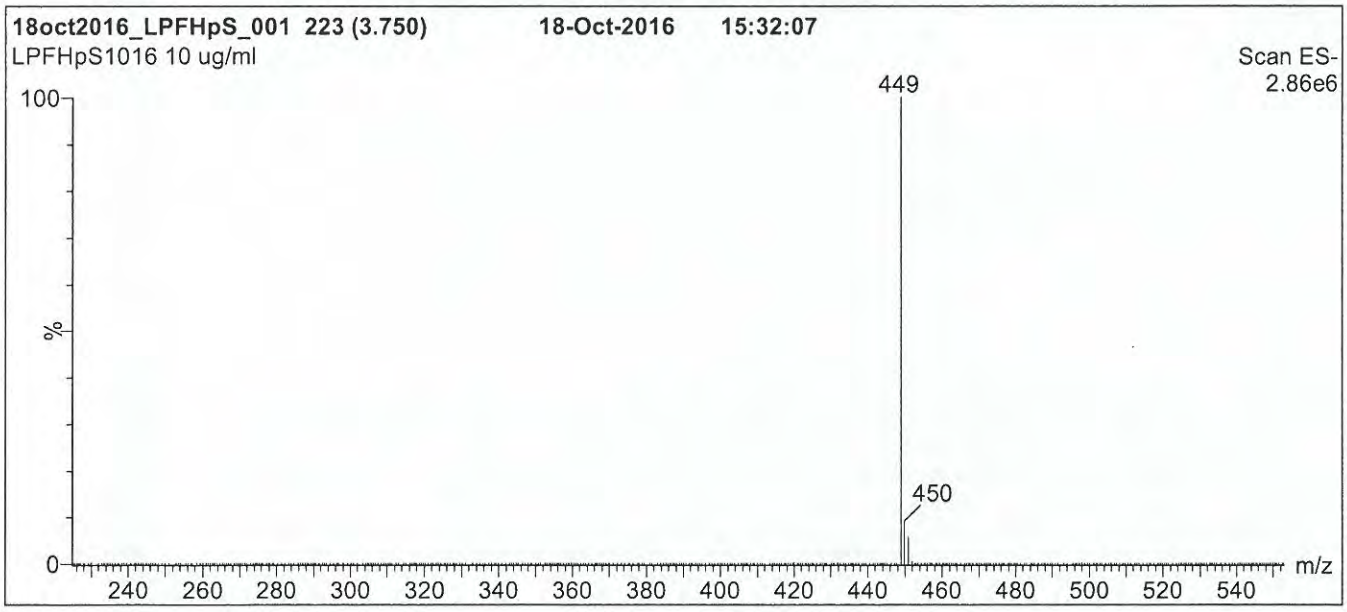

Conditions for Figure 1:

LC: **Waters Acquity Ultra Performance LC**
MS: **Micromass Quattro *micro* API MS**

Chromatographic Conditions

Column: Acquity UPLC BEH Shield RP_{18}
1.7 µm, 2.1 x 100 mm

Mobile phase: Gradient
Start: 55% (80:20 MeOH:ACN) / 45% H_2O
(both with 10 mM NH_4OAc buffer)
Ramp to 90% organic over 7 min and hold
for 2 min before returning to initial conditions in 0.5 min.
Time: 10 min

Flow: 300 µl/min

MS Parameters

Experiment: Full Scan (225 - 850 amu)

Source: Electrospray (negative)
Capillary Voltage (kV) = 2.00
Cone Voltage (V) = 60.00
Cone Gas Flow (l/hr) = 60
Desolvation Gas Flow (l/hr) = 750

17G1326

Figure 2: **L-PFHpS; LC/MS/MS Data (Selected MRM Transitions)**

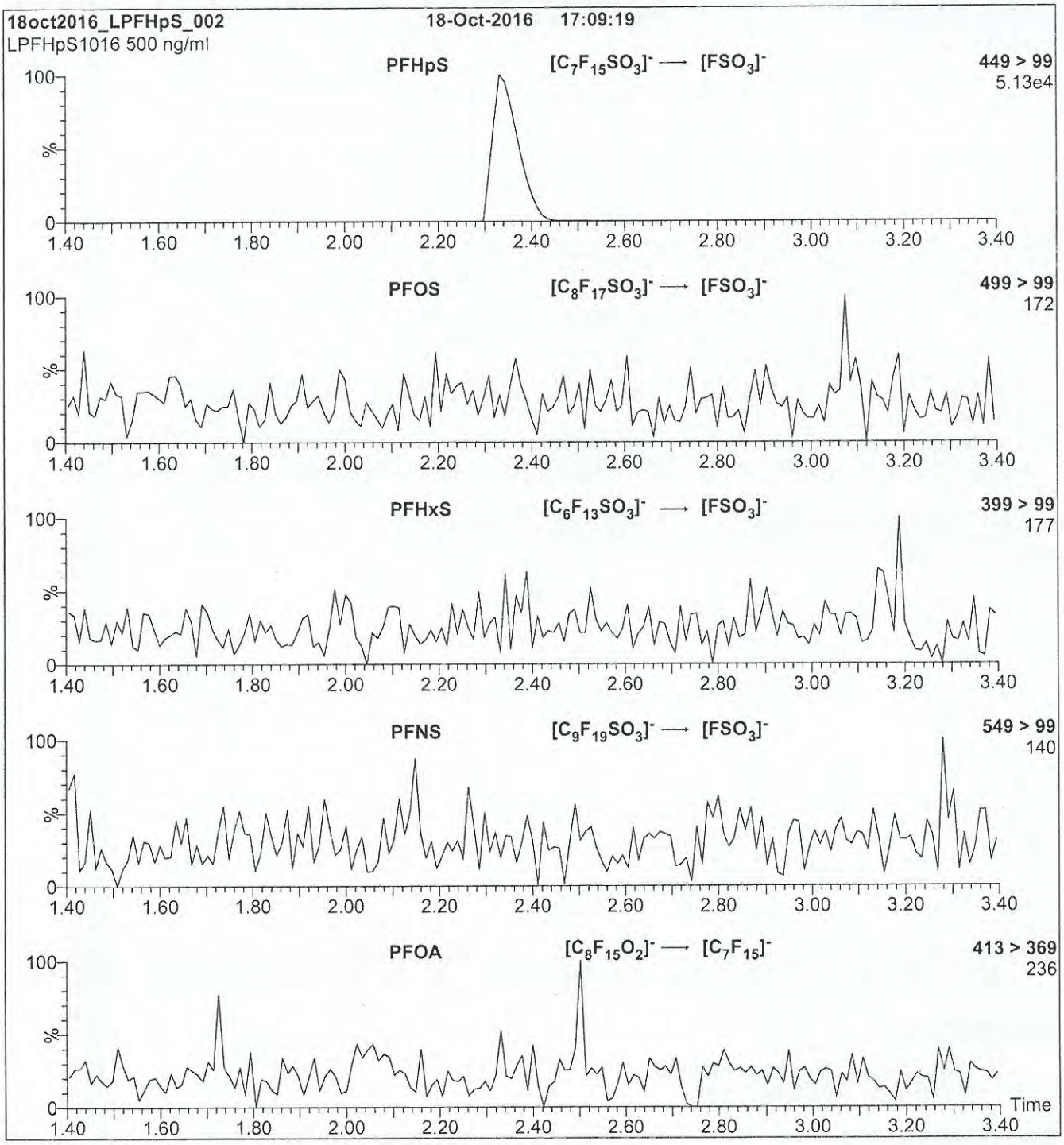

Conditions for Figure 2:

Injection: Direct loop injection
10 µl (500 ng/ml L-PFHpS)

Mobile phase: Isocratic 80% (80:20 MeOH:ACN) / 20% H_2O
(both with 10 mM NH_4OAc buffer)

Flow: 300 µl/min

MS Parameters

Collision Gas (mbar) = 3.43e-3
Collision Energy (eV) = 35

17G1809

WELLINGTON LABORATORIES

CERTIFICATE OF ANALYSIS
DOCUMENTATION

PRODUCT CODE: PFBA
COMPOUND: Perfluoro-n-butanoic acid

LOT NUMBER: PFBA0517

STRUCTURE:

CAS #: 375-22-4

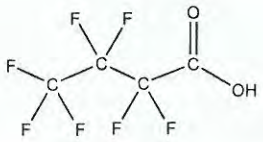

MOLECULAR FORMULA: $C_4HF_7O_2$
CONCENTRATION: 50 ± 2.5 µg/ml

MOLECULAR WEIGHT: 214.04
SOLVENT(S): Methanol
Water (<1%)

CHEMICAL PURITY: >98%
LAST TESTED: (mm/dd/yyyy) 05/29/2017
EXPIRY DATE: (mm/dd/yyyy) 05/29/2022
RECOMMENDED STORAGE: Store ampoule in a cool, dark place

DOCUMENTATION/ DATA ATTACHED:

Figure 1: LC/MS Data (TIC and Mass Spectrum)
Figure 2: LC/MS/MS Data (Selected MRM Transitions)

ADDITIONAL INFORMATION:

- See page 2 for further details.
- Contains 4 mole eq. of NaOH to prevent conversion of the carboxylic acid to the methyl ester.

FOR LABORATORY USE ONLY: NOT FOR HUMAN OR DRUG USE

Certified By: _____ **Date:** 05/30/2017 (mm/dd/yyyy)
B.G. Chittim, General Manager

Wellington Laboratories Inc., 345 Southgate Dr. Guelph ON N1G 3M5 CANADA
519-822-2436 • Fax: 519-822-2849 • info@well-labs.com

17G1809

INTENDED USE:

The products prepared by Wellington Laboratories Inc. are for laboratory use only. This certified reference material (CRM) was designed to be used as a standard for the identification and/or quantification of the specific chemical compound it contains.

HAZARDS:

This product should only be used by qualified personnel familiar with its potential hazards and trained in the handling of hazardous chemicals. Due care should be exercised to prevent unnecessary human contact or ingestion. All procedures should be carried out in a well-functioning fume hood and suitable gloves, eye protection, and clothing should be worn at all times. Waste should be disposed of according to national and regional regulations. Safety Data Sheets (SDSs) are available upon request.

SYNTHESIS / CHARACTERIZATION:

Where possible, all of our products are synthesized using single-product unambiguous routes. They are then characterized, and their structures and purities confirmed, using a combination of the most relevant techniques, such as NMR, GC/MS, LC/MS/MS, SFC/UV/MS/MS, x-ray crystallography, and melting point. Isotopic purities of mass-labelled compounds are also confirmed using HRGC/HRMS and/or LC/MS/MS.

HOMOGENEITY:

Prior to solution preparation, crystalline material is tested for homogeneity using a variety of techniques (as stated above) and its solubility in a given diluent is taken into consideration. Duplicate solutions of a new product are prepared from the same crystalline lot and, after the addition of an appropriate internal standard, they are compared by GC/MS, LC/MS/MS and/or SFC/UV/MS/MS. The relative response factors of the analyte of interest in each solution are required to be <5% RSD. New solution lots of existing products are compared to older lots in the same manner, which further confirms the homogeneity of the crystalline material as well as the stability and homogeneity of the solutions in the storage containers. In order to maintain the integrity of the assigned value(s), and associated uncertainty, the dilution or injection of a subsample of this product should be performed using calibrated measuring equipment.

UNCERTAINTY:

The maximum combined relative standard uncertainty of our reference standard solutions is calculated using the following equation:

The combined relative standard uncertainty, $u_c(y)$, of a value y and the uncertainty of the independent parameters $x_1, x_2, \ldots x_n$ on which it depends is:

$$u_c(y(x_1, x_2, \ldots x_n)) = \sqrt{\sum_{i=1}^{n} u(y, x_i)^2}$$

where x is expressed as a relative standard uncertainty of the individual parameter.

The individual uncertainties taken into account include those associated with weights (calibration of the balance) and volumes (calibration of the volumetric glassware). An expanded maximum combined percent relative uncertainty of ±5% (calculated with a coverage factor of 2 and a level of confidence of 95%) is stated on the Certificate of Analysis for all of our products.

TRACEABILITY:

All reference standard solutions are traceable to specific crystalline lots. The microbalances used for solution preparation are regularly tested by an external ISO/IEC 17025 accredited calibration company. In addition, their calibration is verified prior to each weighing using calibrated NIST and/or NRC traceable external weights. All volumetric glassware used is calibrated, of Class A tolerance, and has been tested according to the appropriate ASTM procedures, which are ultimately traceable to NIST. For certain products, traceability to international interlaboratory studies has also been established.

EXPIRY DATE / PERIOD OF VALIDITY:

Ongoing stability studies of this product have demonstrated stability in its composition and concentration, until the specified expiry date, in the unopened ampoule. Monitoring for any degradation or change in concentration of the listed analyte(s) is performed on a routine basis.

LIMITED WARRANTY:

At the time of shipment, all products are warranted to be free of defects in material and workmanship and to conform to the stated technical and purity specifications.

QUALITY MANAGEMENT:

This product was produced using a Quality Management System registered to the latest versions of ISO 9001 by SAI Global, ISO/IEC 17025 by the Canadian Association for Laboratory Accreditation Inc. (CALA; A 1226), and ISO GUIDE 34 by ANSI-ASQ National Accreditation Board (ANAB; AR-1523).

CALA

ANAB ACCREDITED

For additional information or assistance concerning this or any other products from Wellington Laboratories Inc., please visit our website at www.well-labs.com or contact us directly at info@well-labs.com

17G1809

Figure 1: **PFBA; LC/MS Data (TIC and Mass Spectrum)**

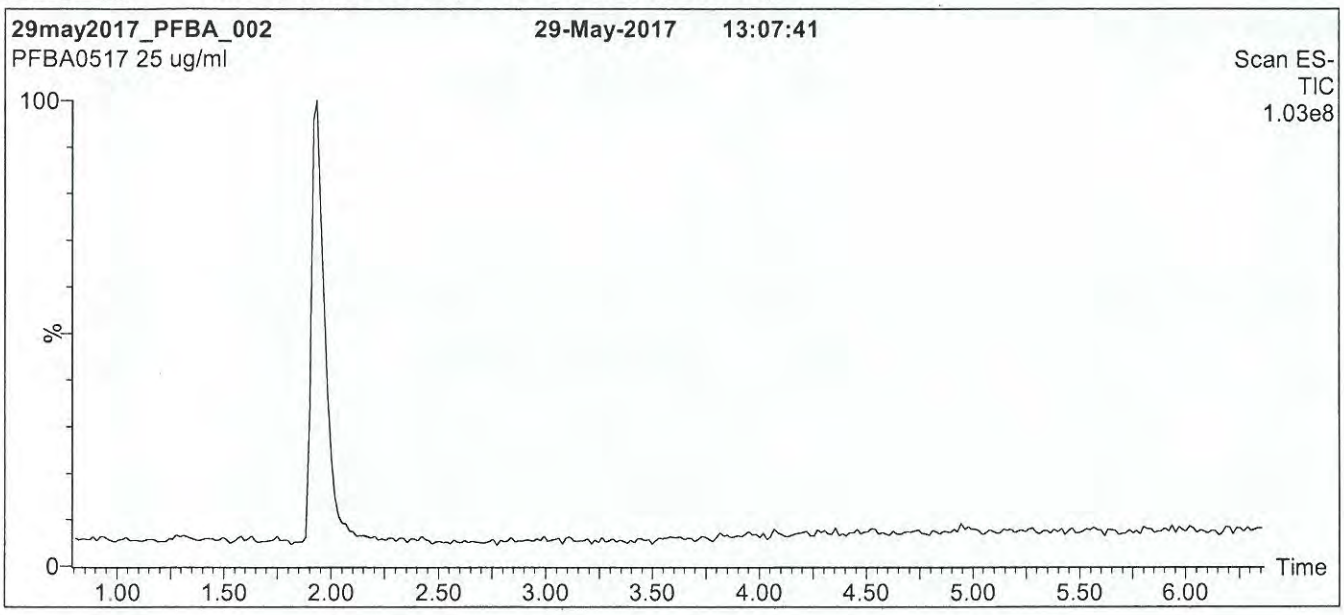

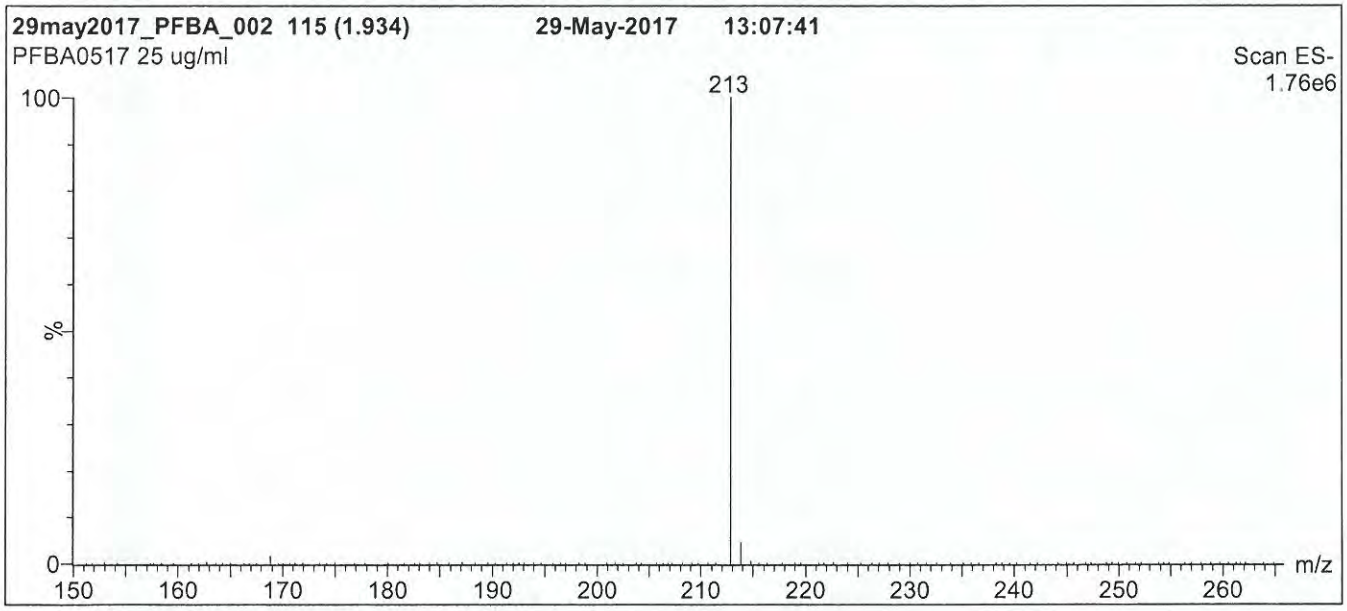

Conditions for Figure 1:

LC: **Waters Acquity Ultra Performance LC**
MS: **Micromass Quattro *micro* API MS**

Chromatographic Conditions

Column: Acquity UPLC BEH Shield RP_{18}
1.7 µm, 2.1 x 100 mm

Mobile phase: Gradient
Start: 30% (80:20 MeOH:ACN) / 70% H_2O
(both with 10 mM NH_4OAc buffer)
Ramp to 90% organic over 7 min and hold for 1.5 min
before returning to initial conditions in 0.5 min.
Time: 10 min

Flow: 300 µl/min

MS Parameters

Experiment: Full Scan (150 - 850 amu)

Source: Electrospray (negative)
Capillary Voltage (kV) = 3.00
Cone Voltage (V) = 10.00
Cone Gas Flow (l/hr) = 100
Desolvation Gas Flow (l/hr) = 750

17G1809

Figure 2: **PFBA; LC/MS/MS Data (Selected MRM Transitions)**

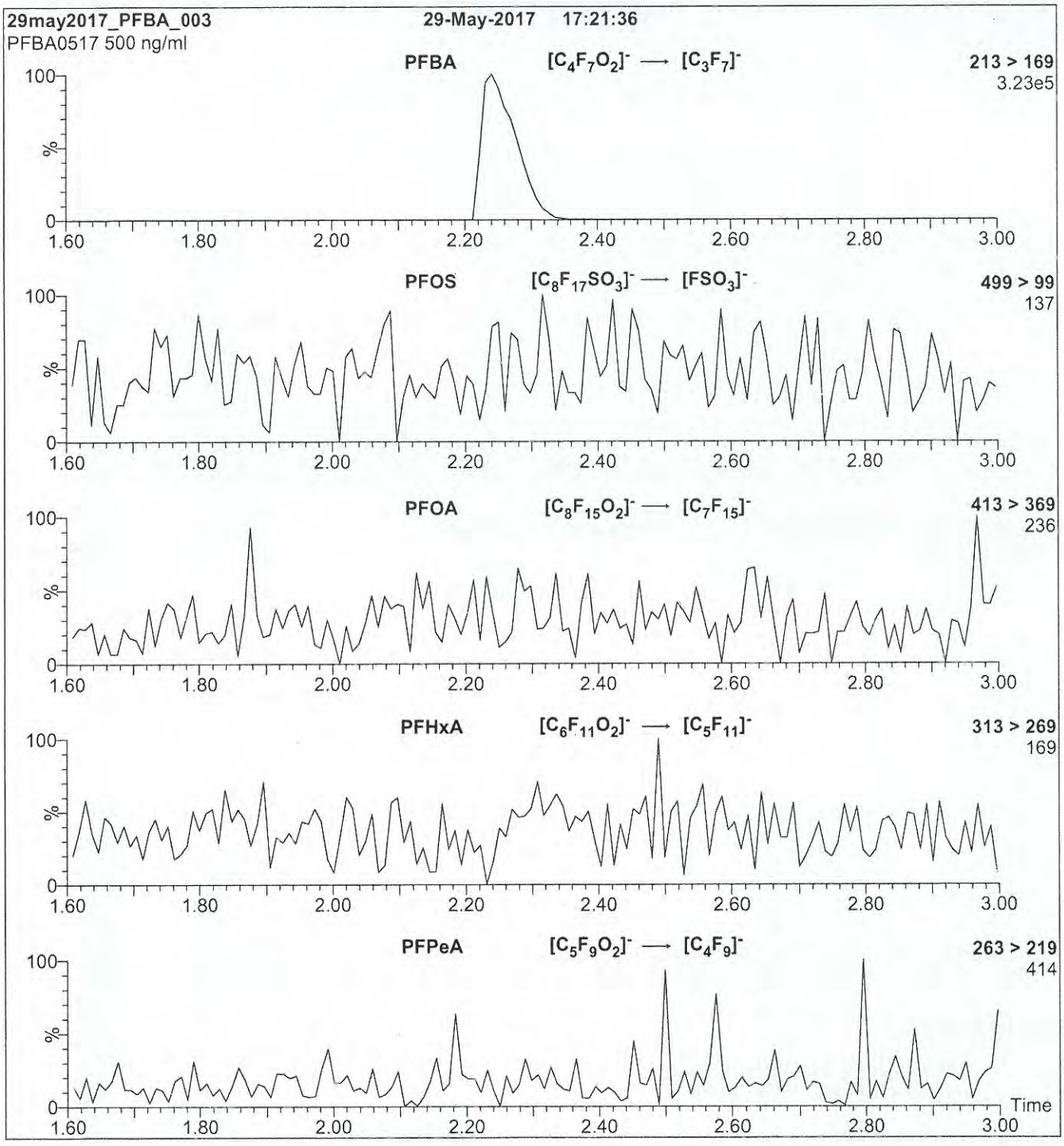

Conditions for Figure 2:

Injection: Direct loop injection
10 µl (500 ng/ml PFBA)

Mobile phase: Isocratic 80% (80:20 MeOH:ACN) / 20% H_2O
(both with 10 mM NH_4OAc buffer)

Flow: 300 µl/min

MS Parameters

Collision Gas (mbar) = 3.39e-3
Collision Energy (eV) = 10

1710820

WELLINGTON LABORATORIES

CERTIFICATE OF ANALYSIS DOCUMENTATION

PRODUCT CODE: PFDoA
COMPOUND: Perfluoro-n-dodecanoic acid

LOT NUMBER: PFDoA0516

STRUCTURE:

CAS #: 307-55-1

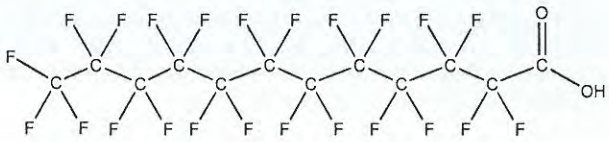

MOLECULAR FORMULA: $C_{12}HF_{23}O_2$
CONCENTRATION: 50 ± 2.5 µg/ml

MOLECULAR WEIGHT: 614.10
SOLVENT(S): Methanol
Water (<1%)

CHEMICAL PURITY: >98%
LAST TESTED: (mm/dd/yyyy) 05/31/2016
EXPIRY DATE: (mm/dd/yyyy) 05/31/2021
RECOMMENDED STORAGE: Store ampoule in a cool, dark place

DOCUMENTATION/ DATA ATTACHED:

Figure 1: LC/MS Data (TIC and Mass Spectrum)
Figure 2: LC/MS/MS Data (Selected MRM Transitions)

ADDITIONAL INFORMATION:

- See page 2 for further details.
- Contains 4 mole eq. of NaOH to prevent conversion of the carboxylic acid to the methyl ester.

FOR LABORATORY USE ONLY: NOT FOR HUMAN OR DRUG USE

Certified By: B.G. Chittim **Date:** 06/02/2016 (mm/dd/yyyy)

Wellington Laboratories Inc., 345 Southgate Dr. Guelph ON N1G 3M5 CANADA
519-822-2436 • Fax: 519-822-2849 • info@well-labs.com

INTENDED USE:

The products prepared by Wellington Laboratories Inc. are for laboratory use only. This certified reference material (CRM) was designed to be used as a standard for the identification and/or quantification of the specific chemical compound it contains.

HAZARDS:

This product should only be used by qualified personnel familiar with its potential hazards and trained in the handling of hazardous chemicals. Due care should be exercised to prevent unnecessary human contact or ingestion. All procedures should be carried out in a well-functioning fume hood and suitable gloves, eye protection, and clothing should be worn at all times. Waste should be disposed of according to national and regional regulations. Safety Data Sheets (SDSs) are available upon request.

SYNTHESIS / CHARACTERIZATION:

Where possible, all of our products are synthesized using single-product unambiguous routes. They are then characterized, and their structures and purities confirmed, using a combination of the most relevant techniques, such as NMR, GC/MS, LC/MS/MS, SFC/UV/MS/MS, x-ray crystallography, and melting point. Isotopic purities of mass-labelled compounds are also confirmed using HRGC/HRMS and/or LC/MS/MS.

HOMOGENEITY:

Prior to solution preparation, crystalline material is tested for homogeneity using a variety of techniques (as stated above) and its solubility in a given diluent is taken into consideration. Duplicate solutions of a new product are prepared from the same crystalline lot and, after the addition of an appropriate internal standard, they are compared by GC/MS, LC/MS/MS and/or SFC/UV/MS/MS. The relative response factors of the analyte of interest in each solution are required to be <5% RSD. New solution lots of existing products are compared to older lots in the same manner, which further confirms the homogeneity of the crystalline material as well as the stability and homogeneity of the solutions in the storage containers.

UNCERTAINTY:

The maximum combined relative standard uncertainty of our reference standard solutions is calculated using the following equation:

The combined relative standard uncertainty, $u_c(y)$, of a value y and the uncertainty of the independent parameters $x_1, x_2, \ldots x_n$ on which it depends is:

$$u_c(y(x_1, x_2, \ldots x_n)) = \sqrt{\sum_{i=1}^{n} u(y, x_i)^2}$$

where x is expressed as a relative standard uncertainty of the individual parameter.

The individual uncertainties taken into account include those associated with weights (calibration of the balance) and volumes (calibration of the volumetric glassware). An expanded maximum combined percent relative uncertainty of ±5% (calculated with a coverage factor of 2 and a level of confidence of 95%) is stated on the Certificate of Analysis for all of our products.

TRACEABILITY:

All reference standard solutions are traceable to specific crystalline lots. The microbalances used for solution preparation are regularly tested by an external ISO/IEC 17025 accredited calibration company. In addition, their calibration is verified prior to each weighing using NIST and/or NRC traceable external weights. All volumetric glassware used is of Class A tolerance and has been tested according to the appropriate ASTM procedures, which are ultimately traceable to NIST. For certain products, traceability to international interlaboratory studies has also been established.

EXPIRY DATE / PERIOD OF VALIDITY:

Ongoing stability studies of this product have demonstrated stability in its composition and concentration, until the specified expiry date, in the unopened ampoule. Monitoring for any degradation or change in concentration of the listed analyte(s) is performed on a routine basis.

LIMITED WARRANTY:

At the time of shipment, all products are warranted to be free of defects in material and workmanship and to conform to the stated technical and purity specifications.

QUALITY MANAGEMENT:

This product was produced using a Quality Management System registered to the latest versions of ISO 9001 by SAI Global, ISO/IEC 17025 by the Canadian Association for Laboratory Accreditation Inc. (CALA; A 1226), and ISO GUIDE 34 by ANSI-ASQ National Accreditation Board (ANAB; AR-1523).

CALA

ANAB ACCREDITED

For additional information or assistance concerning this or any other products from Wellington Laboratories Inc., please visit our website at www.well-labs.com or contact us directly at info@well-labs.com

Figure 1: **PFDoA; LC/MS Data (TIC and Mass Spectrum)**

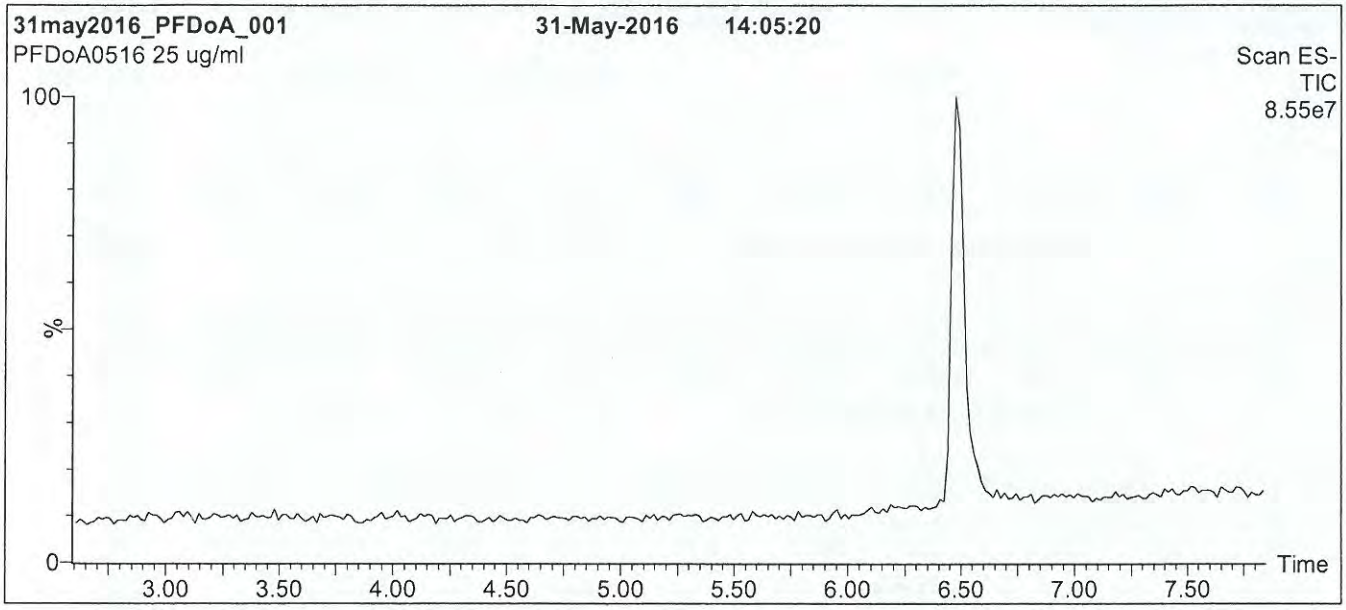

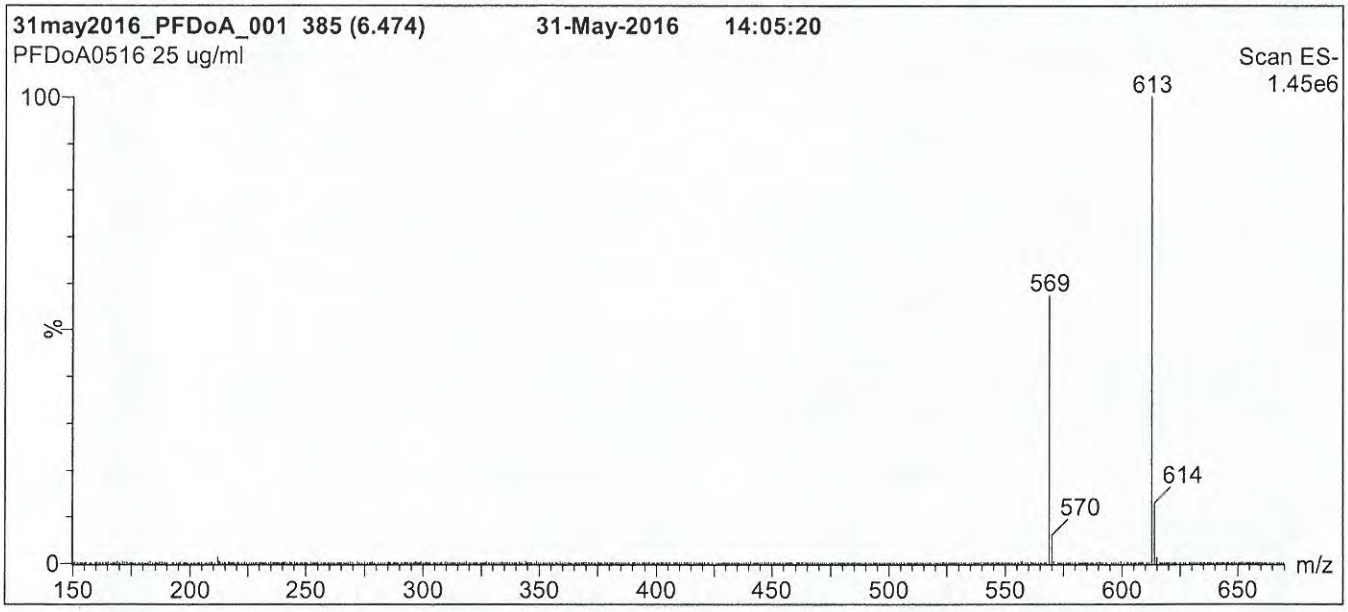

Conditions for Figure 1:

LC: **Waters Acquity Ultra Performance LC**
MS: **Micromass Quattro *micro* API MS**

Chromatographic Conditions

Column: Acquity UPLC BEH Shield RP_{18}
1.7 µm, 2.1 x 100 mm

Mobile phase: Gradient
Start: 50% (80:20 MeOH:ACN) / 50% H_2O
(both with 10 mM NH_4OAc buffer)
Ramp to 90% organic over 7.5 min and hold for
1.5 min before returning to initial conditions in 0.5 min.
Time: 10 min

Flow: 300 µl/min

MS Parameters

Experiment: Full Scan (150 - 850 amu)

Source: Electrospray (negative)
Capillary Voltage (kV) = 2.00
Cone Voltage (V) = 20.00
Cone Gas Flow (l/hr) = 100
Desolvation Gas Flow (l/hr) = 750

Figure 2: **PFDoA; LC/MS/MS Data (Selected MRM Transitions)**

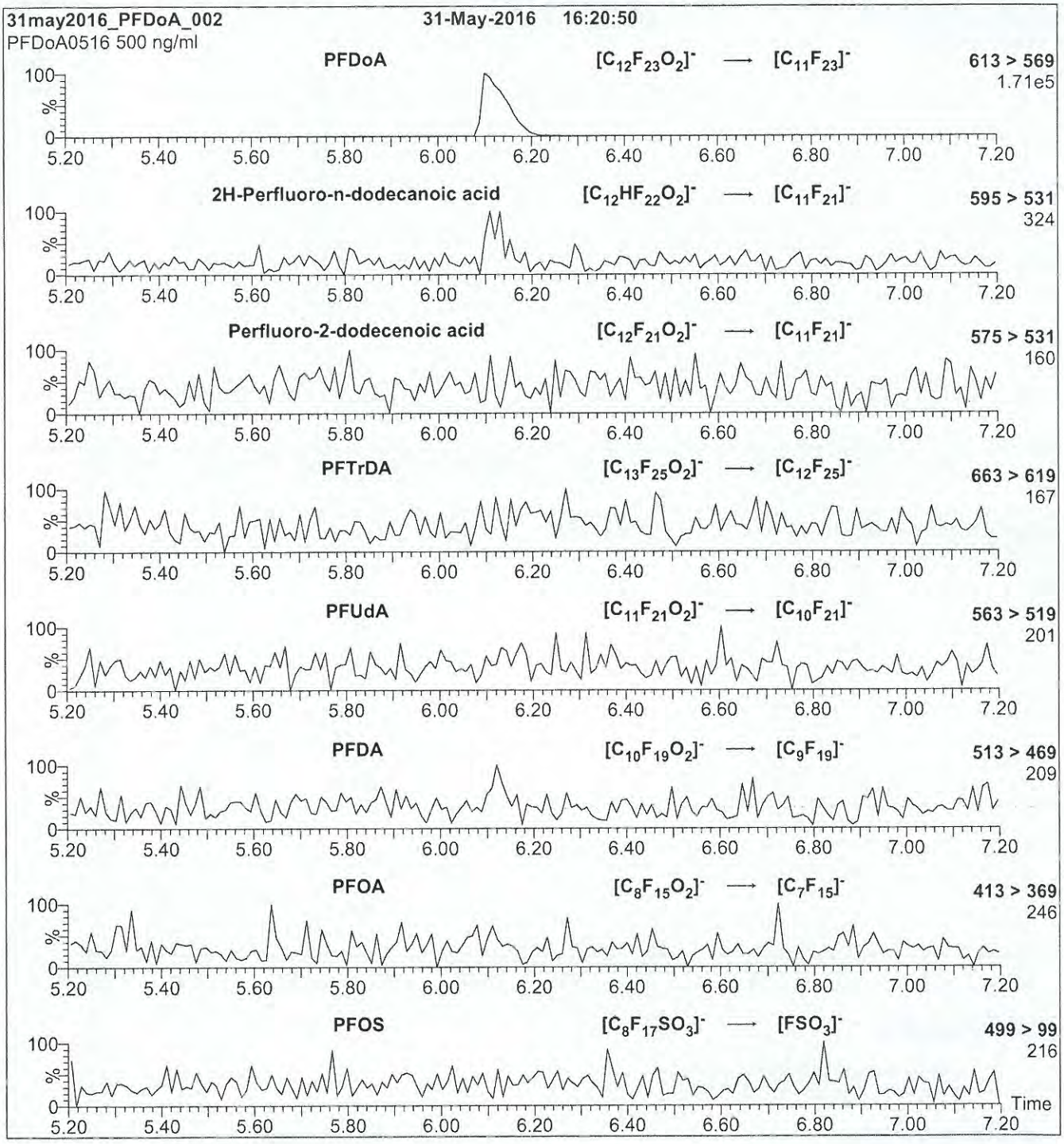

Conditions for Figure 2:

Injection: Direct loop injection
10 µl (500 ng/ml PFDoA)

Mobile phase: Isocratic 80% (80:20 MeOH:ACN) / 20% H_2O
(both with 10 mM NH_4OAc buffer)

Flow: 300 µl/min

MS Parameters

Collision Gas (mbar) = 3.39e-3
Collision Energy (eV) = 13

17H0821

WELLINGTON LABORATORIES

CERTIFICATE OF ANALYSIS DOCUMENTATION

PRODUCT CODE: PFNA
COMPOUND: Perfluoro-n-nonanoic acid

LOT NUMBER: PFNA0916

STRUCTURE:

CAS #: 375-95-1

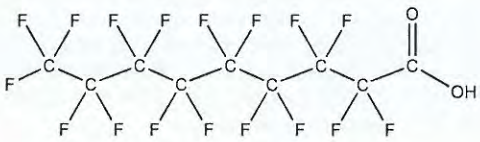

MOLECULAR FORMULA: $C_9HF_{17}O_2$
CONCENTRATION: 50 ± 2.5 µg/ml

MOLECULAR WEIGHT: 464.08
SOLVENT(S): Methanol
Water (<1%)

CHEMICAL PURITY: >98%
LAST TESTED: (mm/dd/yyyy) 09/30/2016
EXPIRY DATE: (mm/dd/yyyy) 09/30/2021
RECOMMENDED STORAGE: Store ampoule in a cool, dark place

DOCUMENTATION/ DATA ATTACHED:

Figure 1: LC/MS Data (TIC and Mass Spectrum)
Figure 2: LC/MS/MS Data (Selected MRM Transitions)

ADDITIONAL INFORMATION:

- See page 2 for further details.
- Contains 4 mole eq. of NaOH to prevent conversion of the carboxylic acid to the methyl ester.
- Contains ~ 0.1% of perfluoro-n-octanoic acid (PFOA) and < 0.1% of perfluoro-n-heptanoic acid (PFHpA).

FOR LABORATORY USE ONLY: NOT FOR HUMAN OR DRUG USE

Certified By: B.G. Chittim **Date:** 10/11/2016 (mm/dd/yyyy)

Wellington Laboratories Inc., 345 Southgate Dr. Guelph ON N1G 3M5 CANADA
519-822-2436 • Fax: 519-822-2849 • info@well-labs.com

INTENDED USE:

The products prepared by Wellington Laboratories Inc. are for laboratory use only. This certified reference material (CRM) was designed to be used as a standard for the identification and/or quantification of the specific chemical compound it contains.

HAZARDS:

This product should only be used by qualified personnel familiar with its potential hazards and trained in the handling of hazardous chemicals. Due care should be exercised to prevent unnecessary human contact or ingestion. All procedures should be carried out in a well-functioning fume hood and suitable gloves, eye protection, and clothing should be worn at all times. Waste should be disposed of according to national and regional regulations. Safety Data Sheets (SDSs) are available upon request.

SYNTHESIS / CHARACTERIZATION:

Where possible, all of our products are synthesized using single-product unambiguous routes. They are then characterized, and their structures and purities confirmed, using a combination of the most relevant techniques, such as NMR, GC/MS, LC/MS/MS, SFC/UV/MS/MS, x-ray crystallography, and melting point. Isotopic purities of mass-labelled compounds are also confirmed using HRGC/HRMS and/or LC/MS/MS.

HOMOGENEITY:

Prior to solution preparation, crystalline material is tested for homogeneity using a variety of techniques (as stated above) and its solubility in a given diluent is taken into consideration. Duplicate solutions of a new product are prepared from the same crystalline lot and, after the addition of an appropriate internal standard, they are compared by GC/MS, LC/MS/MS and/or SFC/UV/MS/MS. The relative response factors of the analyte of interest in each solution are required to be <5% RSD. New solution lots of existing products are compared to older lots in the same manner, which further confirms the homogeneity of the crystalline material as well as the stability and homogeneity of the solutions in the storage containers.

UNCERTAINTY:

The maximum combined relative standard uncertainty of our reference standard solutions is calculated using the following equation:

The combined relative standard uncertainty, $u_c(y)$, of a value y and the uncertainty of the independent parameters $x_1, x_2, \ldots x_n$ on which it depends is:

$$u_c(y(x_1, x_2, \ldots x_n)) = \sqrt{\sum_{i=1}^{n} u(y, x_i)^2}$$

where x is expressed as a relative standard uncertainty of the individual parameter.

The individual uncertainties taken into account include those associated with weights (calibration of the balance) and volumes (calibration of the volumetric glassware). An expanded maximum combined percent relative uncertainty of ±5% (calculated with a coverage factor of 2 and a level of confidence of 95%) is stated on the Certificate of Analysis for all of our products.

TRACEABILITY:

All reference standard solutions are traceable to specific crystalline lots. The microbalances used for solution preparation are regularly tested by an external ISO/IEC 17025 accredited calibration company. In addition, their calibration is verified prior to each weighing using NIST and/or NRC traceable external weights. All volumetric glassware used is of Class A tolerance and has been tested according to the appropriate ASTM procedures, which are ultimately traceable to NIST. For certain products, traceability to international interlaboratory studies has also been established.

EXPIRY DATE / PERIOD OF VALIDITY:

Ongoing stability studies of this product have demonstrated stability in its composition and concentration, until the specified expiry date, in the unopened ampoule. Monitoring for any degradation or change in concentration of the listed analyte(s) is performed on a routine basis.

LIMITED WARRANTY:

At the time of shipment, all products are warranted to be free of defects in material and workmanship and to conform to the stated technical and purity specifications.

QUALITY MANAGEMENT:

This product was produced using a Quality Management System registered to the latest versions of ISO 9001 by SAI Global, ISO/IEC 17025 by the Canadian Association for Laboratory Accreditation Inc. (CALA; A 1226), and ISO GUIDE 34 by ANSI-ASQ National Accreditation Board (ANAB; AR-1523).

CALA

ANAB ACCREDITED

For additional information or assistance concerning this or any other products from Wellington Laboratories Inc., please visit our website at www.well-labs.com or contact us directly at info@well-labs.com

Figure 1: **PFNA; LC/MS Data (TIC and Mass Spectrum)**

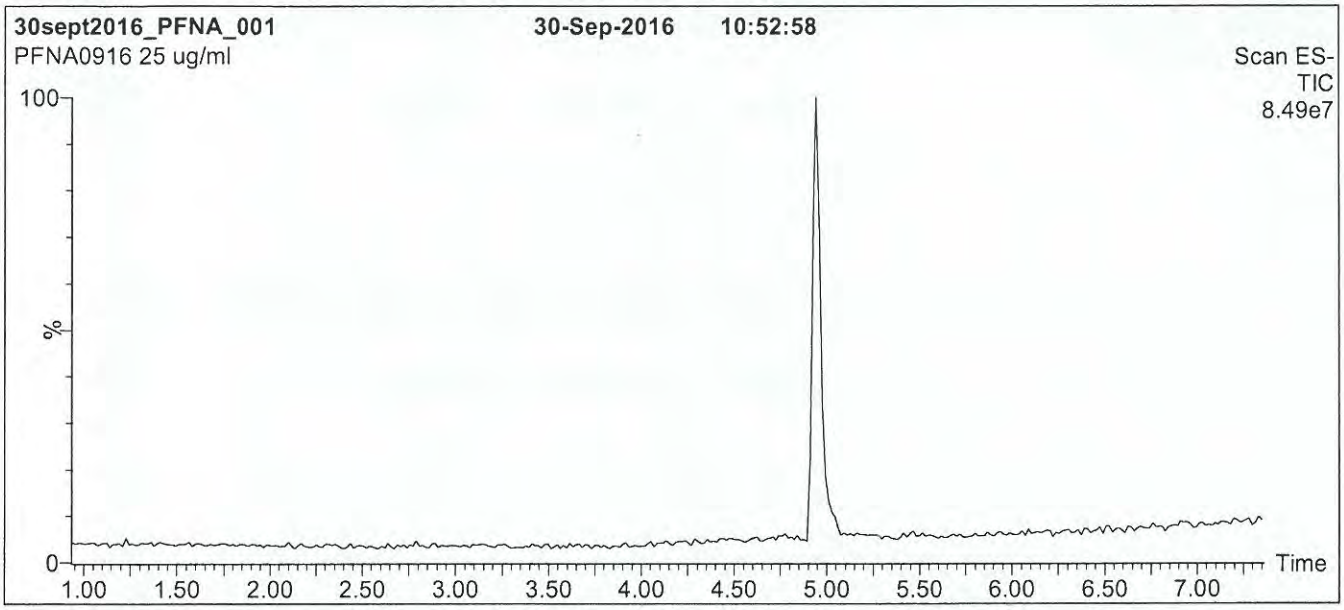

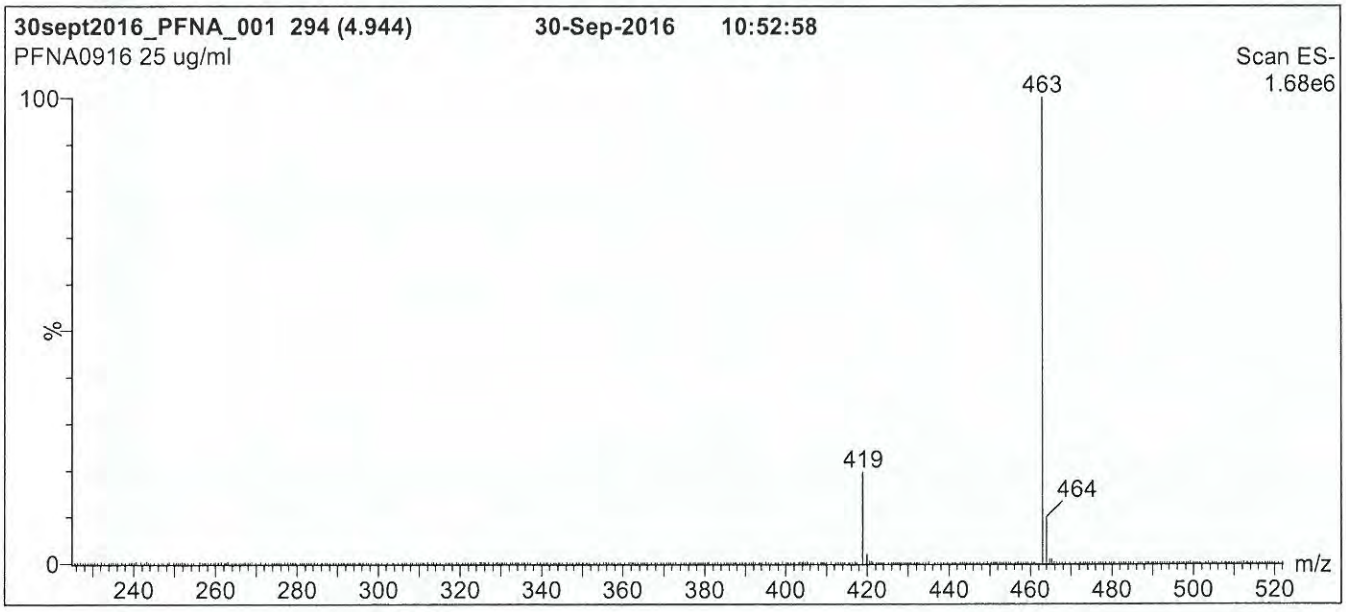

Conditions for Figure 1:

LC: **Waters Acquity Ultra Performance LC**
MS: **Micromass Quattro *micro* API MS**

Chromatographic Conditions

Column: Acquity UPLC BEH Shield RP_{18}
1.7 µm, 2.1 x 100 mm

Mobile phase: Gradient
Start: 50% (80:20 MeOH:ACN) / 50% H_2O
(both with 10 mM NH_4OAc buffer)
Ramp to 90% organic over 7 min and hold for 1.5 min before returning to initial conditions in 0.5 min.
Time: 10 min

Flow: 300 µl/min

MS Parameters

Experiment: Full Scan (225 - 850 amu)

Source: Electrospray (negative)
Capillary Voltage (kV) = 2.00
Cone Voltage (V) = 15.00
Cone Gas Flow (l/hr) = 50
Desolvation Gas Flow (l/hr) = 750

Figure 2: **PFNA; LC/MS/MS Data (Selected MRM Transitions)**

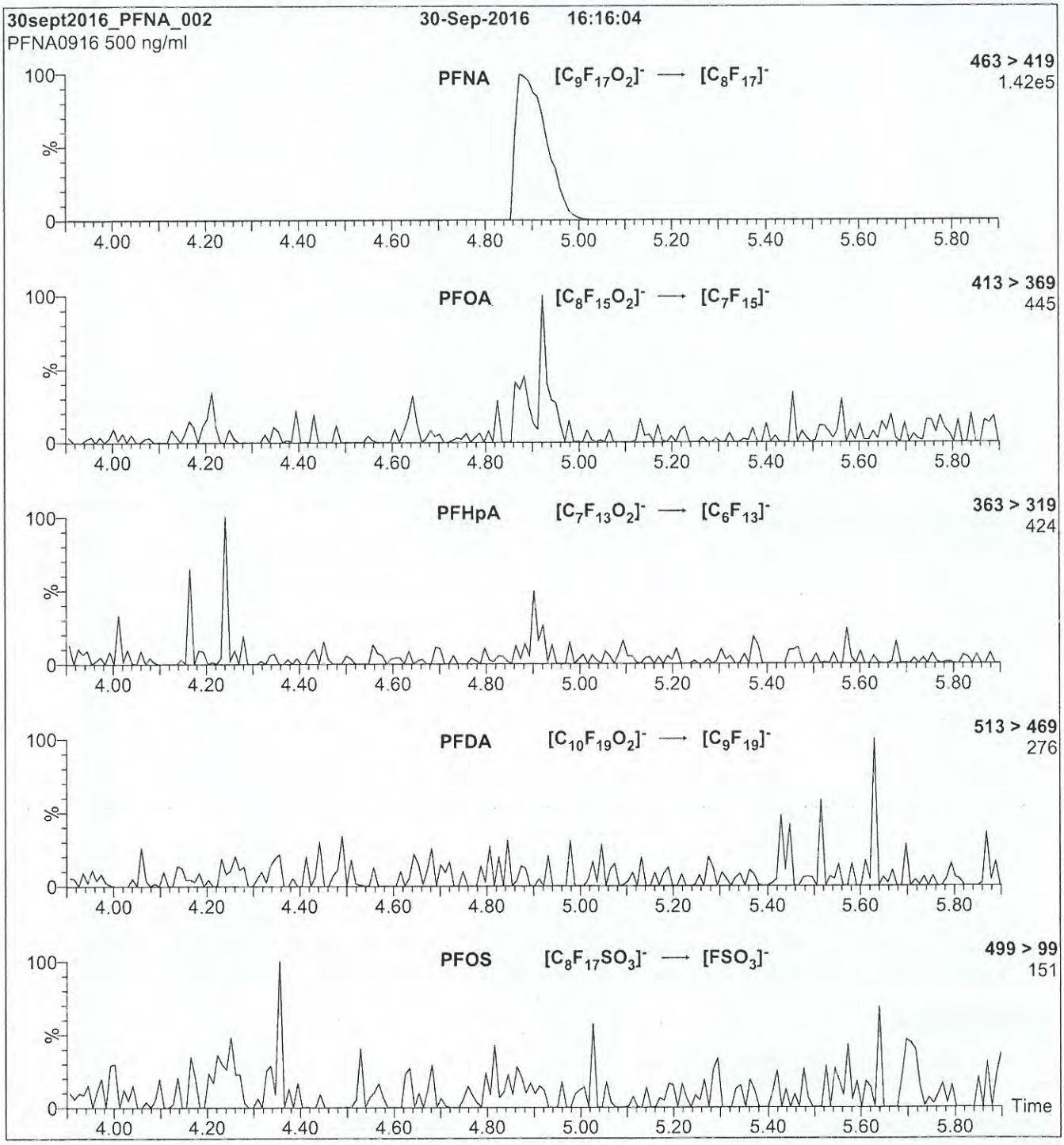

Conditions for Figure 2:

Injection: Direct loop injection
10 µl (500 ng/ml PFNA)

Mobile phase: Isocratic 80% (80:20 MeOH:ACN) / 20% H_2O
(both with 10 mM NH_4OAc buffer)

Flow: 300 µl/min

MS Parameters

Collision Gas (mbar) = 3.24e-3
Collision Energy (eV) = 11

17H0822

WELLINGTON LABORATORIES

CERTIFICATE OF ANALYSIS DOCUMENTATION

PRODUCT CODE: PFPeA
COMPOUND: Perfluoro-n-pentanoic acid

LOT NUMBER: PFPeA0617

STRUCTURE:

CAS #: 2706-90-3

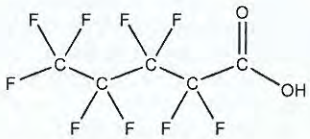

MOLECULAR FORMULA: $C_5HF_9O_2$
CONCENTRATION: 50 ± 2.5 µg/ml

MOLECULAR WEIGHT: 264.05
SOLVENT(S): Methanol
Water (<1%)

CHEMICAL PURITY: >98%
LAST TESTED: (mm/dd/yyyy) 06/14/2017
EXPIRY DATE: (mm/dd/yyyy) 06/14/2022
RECOMMENDED STORAGE: Store ampoule in a cool, dark place

DOCUMENTATION/ DATA ATTACHED:

Figure 1: LC/MS Data (TIC and Mass Spectrum)
Figure 2: LC/MS/MS Data (Selected MRM Transitions)

ADDITIONAL INFORMATION:

- See page 2 for further details.
- Contains 4 mole eq. of NaOH to prevent conversion of the carboxylic acid to the methyl ester.
- Contains ~ 0.3% of Perfluoro-n-heptanoic acid (PFHpA) and ~ 0.2% of $C_5H_2F_8O_2$ (hydrido - derivative) as measured by ^{19}F NMR.

FOR LABORATORY USE ONLY: NOT FOR HUMAN OR DRUG USE

Certified By: _____ **Date:** 06/16/2017 (mm/dd/yyyy)
B.G. Chittim, General Manager

Wellington Laboratories Inc., 345 Southgate Dr. Guelph ON N1G 3M5 CANADA
519-822-2436 • Fax: 519-822-2849 • info@well-labs.com

INTENDED USE:

The products prepared by Wellington Laboratories Inc. are for laboratory use only. This certified reference material (CRM) was designed to be used as a standard for the identification and/or quantification of the specific chemical compound it contains.

HAZARDS:

This product should only be used by qualified personnel familiar with its potential hazards and trained in the handling of hazardous chemicals. Due care should be exercised to prevent unnecessary human contact or ingestion. All procedures should be carried out in a well-functioning fume hood and suitable gloves, eye protection, and clothing should be worn at all times. Waste should be disposed of according to national and regional regulations. Safety Data Sheets (SDSs) are available upon request.

SYNTHESIS / CHARACTERIZATION:

Where possible, all of our products are synthesized using single-product unambiguous routes. They are then characterized, and their structures and purities confirmed, using a combination of the most relevant techniques, such as NMR, GC/MS, LC/MS/MS, SFC/UV/MS/MS, x-ray crystallography, and melting point. Isotopic purities of mass-labelled compounds are also confirmed using HRGC/HRMS and/or LC/MS/MS.

HOMOGENEITY:

Prior to solution preparation, crystalline material is tested for homogeneity using a variety of techniques (as stated above) and its solubility in a given diluent is taken into consideration. Duplicate solutions of a new product are prepared from the same crystalline lot and, after the addition of an appropriate internal standard, they are compared by GC/MS, LC/MS/MS and/or SFC/UV/MS/MS. The relative response factors of the analyte of interest in each solution are required to be <5% RSD. New solution lots of existing products are compared to older lots in the same manner, which further confirms the homogeneity of the crystalline material as well as the stability and homogeneity of the solutions in the storage containers. In order to maintain the integrity of the assigned value(s), and associated uncertainty, the dilution or injection of a subsample of this product should be performed using calibrated measuring equipment.

UNCERTAINTY:

The maximum combined relative standard uncertainty of our reference standard solutions is calculated using the following equation:

The combined relative standard uncertainty, $u_c(y)$, of a value y and the uncertainty of the independent parameters $x_1, x_2, \ldots x_n$ on which it depends is:

$$u_c(y(x_1, x_2, \ldots x_n)) = \sqrt{\sum_{i=1}^{n} u(y, x_i)^2}$$

where x is expressed as a relative standard uncertainty of the individual parameter.

The individual uncertainties taken into account include those associated with weights (calibration of the balance) and volumes (calibration of the volumetric glassware). An expanded maximum combined percent relative uncertainty of ±5% (calculated with a coverage factor of 2 and a level of confidence of 95%) is stated on the Certificate of Analysis for all of our products.

TRACEABILITY:

All reference standard solutions are traceable to specific crystalline lots. The microbalances used for solution preparation are regularly tested by an external ISO/IEC 17025 accredited calibration company. In addition, their calibration is verified prior to each weighing using calibrated NIST and/or NRC traceable external weights. All volumetric glassware used is calibrated, of Class A tolerance, and has been tested according to the appropriate ASTM procedures, which are ultimately traceable to NIST. For certain products, traceability to international interlaboratory studies has also been established.

EXPIRY DATE / PERIOD OF VALIDITY:

Ongoing stability studies of this product have demonstrated stability in its composition and concentration, until the specified expiry date, in the unopened ampoule. Monitoring for any degradation or change in concentration of the listed analyte(s) is performed on a routine basis.

LIMITED WARRANTY:

At the time of shipment, all products are warranted to be free of defects in material and workmanship and to conform to the stated technical and purity specifications.

QUALITY MANAGEMENT:

This product was produced using a Quality Management System registered to the latest versions of ISO 9001 by SAI Global, ISO/IEC 17025 by the Canadian Association for Laboratory Accreditation Inc. (CALA; A 1226), and ISO GUIDE 34 by ANSI-ASQ National Accreditation Board (ANAB; AR-1523).

CALA

ANAB ACCREDITED

For additional information or assistance concerning this or any other products from Wellington Laboratories Inc., please visit our website at www.well-labs.com or contact us directly at info@well-labs.com

Figure 1: **PFPeA; LC/MS Data (TIC and Mass Spectrum)**

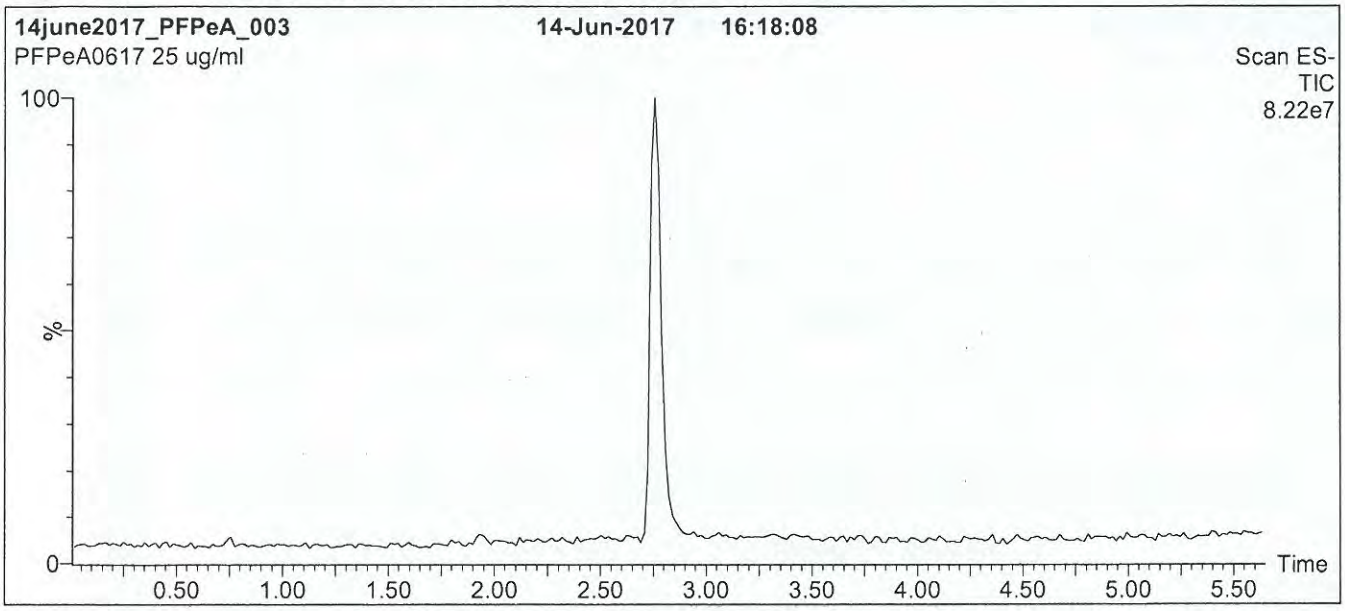

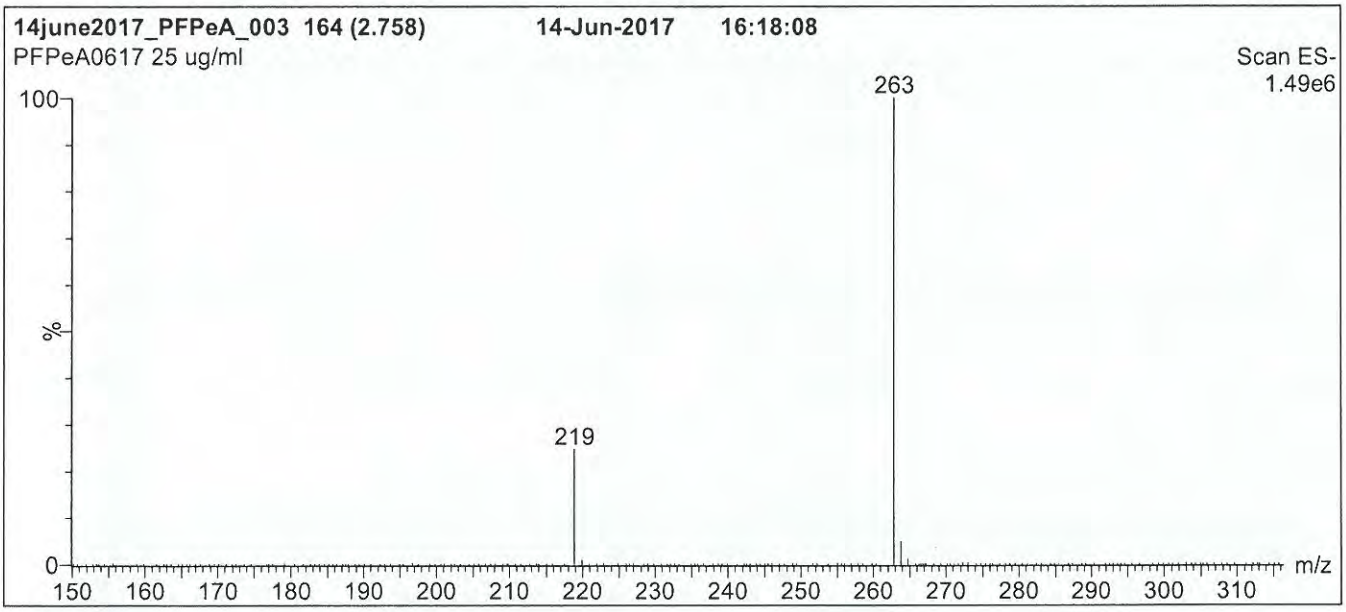

Conditions for Figure 1:

LC: **Waters Acquity Ultra Performance LC**
MS: **Micromass Quattro *micro* API MS**

Chromatographic Conditions

Column: Acquity UPLC BEH Shield RP_{18}
1.7 µm, 2.1 x 100 mm

Mobile phase: Gradient
Start: 30% (80:20 MeOH:ACN) / 70% H_2O
(both with 10 mM NH_4OAc buffer)
Ramp to 90% organic over 7 min and hold for 1.5 min before returning to initial conditions in 0.5 min.
Time: 10 min

Flow: 300 µl/min

MS Parameters

Experiment: Full Scan (150 - 850 amu)

Source: Electrospray (negative)
Capillary Voltage (kV) = 2.00
Cone Voltage (V) = 15.00
Cone Gas Flow (l/hr) = 60
Desolvation Gas Flow (l/hr) = 750

Figure 2: **PFPeA; LC/MS/MS Data (Selected MRM Transitions)**

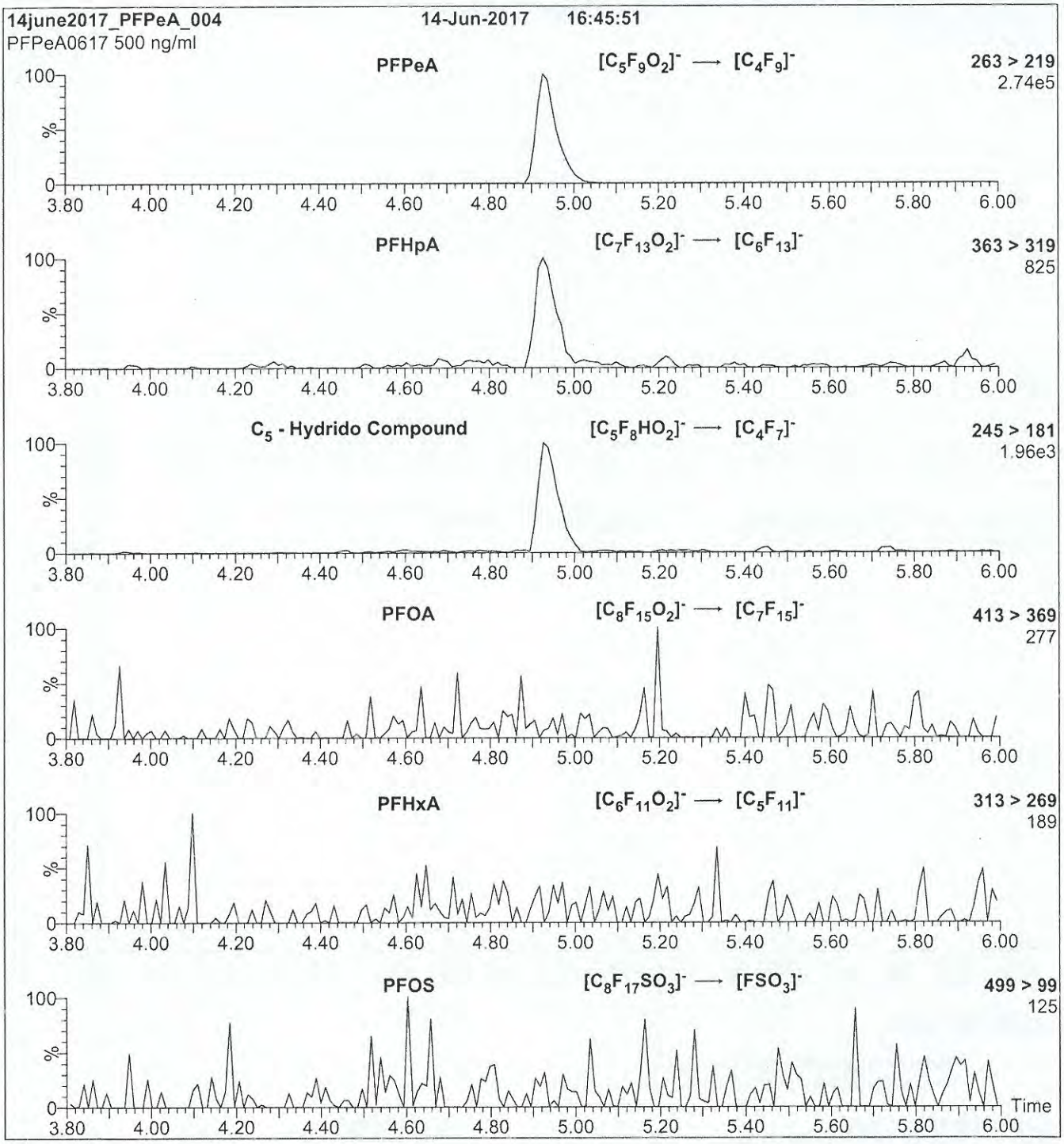

Conditions for Figure 2:

Injection: Direct loop injection
10 µl (500 ng/ml PFPeA)

Mobile phase: Isocratic 80% (80:20 MeOH:ACN) / 20% H_2O
(both with 10 mM NH_4OAc buffer)

Flow: 300 µl/min

MS Parameters

Collision Gas (mbar) = 3.62e-3
Collision Energy (eV) = 9

17H0823

WELLINGTON LABORATORIES

CERTIFICATE OF ANALYSIS DOCUMENTATION

PRODUCT CODE: PFOA
COMPOUND: Perfluoro-n-octanoic acid

LOT NUMBER: PFOA0217

STRUCTURE:

CAS #: 335-67-1

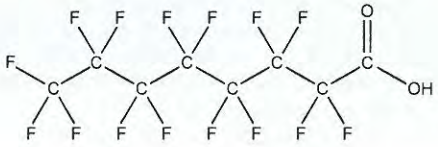

MOLECULAR FORMULA: $C_8HF_{15}O_2$
CONCENTRATION: 50 ± 2.5 µg/ml

MOLECULAR WEIGHT: 414.07
SOLVENT(S): Methanol
Water (<1%)

CHEMICAL PURITY: >98%
LAST TESTED: (mm/dd/yyyy) 02/17/2017
EXPIRY DATE: (mm/dd/yyyy) 02/17/2022
RECOMMENDED STORAGE: Store ampoule in a cool, dark place

DOCUMENTATION/ DATA ATTACHED:

Figure 1: LC/MS Data (TIC and Mass Spectrum)
Figure 2: LC/MS/MS Data (Selected MRM Transitions)

ADDITIONAL INFORMATION:

- See page 2 for further details.
- Contains 4 mole eq. of NaOH to prevent conversion of the carboxylic acid to the methyl ester.

FOR LABORATORY USE ONLY: NOT FOR HUMAN OR DRUG USE

Certified By: B.G. Chittim **Date:** 02/22/2017 (mm/dd/yyyy)

Wellington Laboratories Inc., 345 Southgate Dr. Guelph ON N1G 3M5 CANADA
519-822-2436 • Fax: 519-822-2849 • info@well-labs.com

INTENDED USE:

The products prepared by Wellington Laboratories Inc. are for laboratory use only. This certified reference material (CRM) was designed to be used as a standard for the identification and/or quantification of the specific chemical compound it contains.

HAZARDS:

This product should only be used by qualified personnel familiar with its potential hazards and trained in the handling of hazardous chemicals. Due care should be exercised to prevent unnecessary human contact or ingestion. All procedures should be carried out in a well-functioning fume hood and suitable gloves, eye protection, and clothing should be worn at all times. Waste should be disposed of according to national and regional regulations. Safety Data Sheets (SDSs) are available upon request.

SYNTHESIS / CHARACTERIZATION:

Where possible, all of our products are synthesized using single-product unambiguous routes. They are then characterized, and their structures and purities confirmed, using a combination of the most relevant techniques, such as NMR, GC/MS, LC/MS/MS, SFC/UV/MS/MS, x-ray crystallography, and melting point. Isotopic purities of mass-labelled compounds are also confirmed using HRGC/HRMS and/or LC/MS/MS.

HOMOGENEITY:

Prior to solution preparation, crystalline material is tested for homogeneity using a variety of techniques (as stated above) and its solubility in a given diluent is taken into consideration. Duplicate solutions of a new product are prepared from the same crystalline lot and, after the addition of an appropriate internal standard, they are compared by GC/MS, LC/MS/MS and/or SFC/UV/MS/MS. The relative response factors of the analyte of interest in each solution are required to be <5% RSD. New solution lots of existing products are compared to older lots in the same manner, which further confirms the homogeneity of the crystalline material as well as the stability and homogeneity of the solutions in the storage containers.

UNCERTAINTY:

The maximum combined relative standard uncertainty of our reference standard solutions is calculated using the following equation:

The combined relative standard uncertainty, $u_c(y)$, of a value y and the uncertainty of the independent parameters $x_1, x_2, \ldots x_n$ on which it depends is:

$$u_c\left(y(x_1, x_2, \ldots x_n)\right) = \sqrt{\sum_{i=1}^{n} u(y, x_i)^2}$$

where x is expressed as a relative standard uncertainty of the individual parameter.

The individual uncertainties taken into account include those associated with weights (calibration of the balance) and volumes (calibration of the volumetric glassware). An expanded maximum combined percent relative uncertainty of ±5% (calculated with a coverage factor of 2 and a level of confidence of 95%) is stated on the Certificate of Analysis for all of our products.

TRACEABILITY:

All reference standard solutions are traceable to specific crystalline lots. The microbalances used for solution preparation are regularly tested by an external ISO/IEC 17025 accredited calibration company. In addition, their calibration is verified prior to each weighing using NIST and/or NRC traceable external weights. All volumetric glassware used is of Class A tolerance and has been tested according to the appropriate ASTM procedures, which are ultimately traceable to NIST. For certain products, traceability to international interlaboratory studies has also been established.

EXPIRY DATE / PERIOD OF VALIDITY:

Ongoing stability studies of this product have demonstrated stability in its composition and concentration, until the specified expiry date, in the unopened ampoule. Monitoring for any degradation or change in concentration of the listed analyte(s) is performed on a routine basis.

LIMITED WARRANTY:

At the time of shipment, all products are warranted to be free of defects in material and workmanship and to conform to the stated technical and purity specifications.

QUALITY MANAGEMENT:

This product was produced using a Quality Management System registered to the latest versions of ISO 9001 by SAI Global, ISO/IEC 17025 by the Canadian Association for Laboratory Accreditation Inc. (CALA; A 1226), and ISO GUIDE 34 by ANSI-ASQ National Accreditation Board (ANAB; AR-1523).

CALA

ANAB ACCREDITED

For additional information or assistance concerning this or any other products from Wellington Laboratories Inc., please visit our website at www.well-labs.com or contact us directly at info@well-labs.com

Figure 1: **PFOA; LC/MS Data (TIC and Mass Spectrum)**

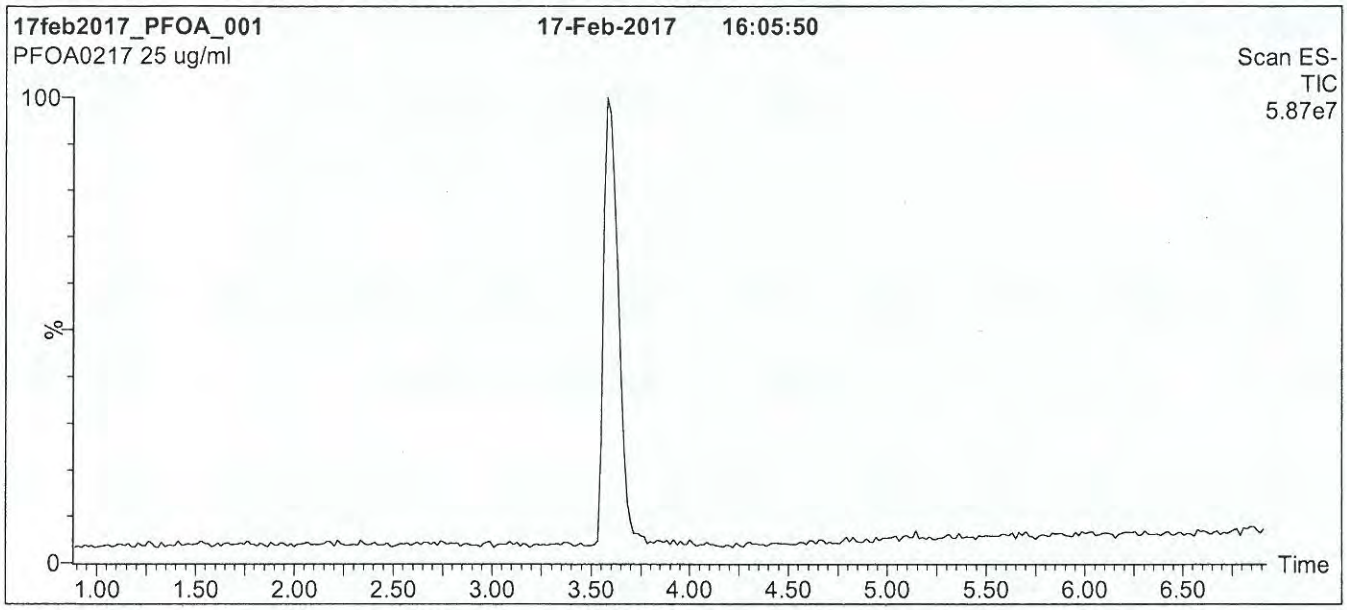

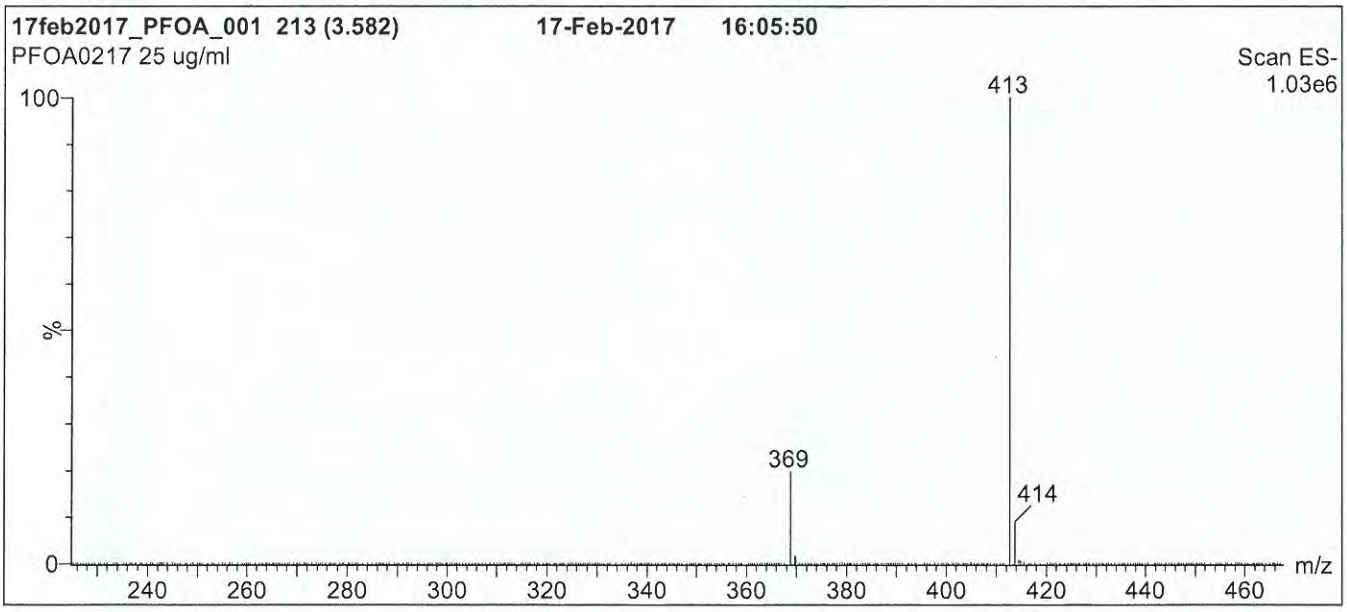

Conditions for Figure 1:

LC: **Waters Acquity Ultra Performance LC**
MS: **Micromass Quattro *micro* API MS**

Chromatographic Conditions

Column: Acquity UPLC BEH Shield RP_{18}
1.7 µm, 2.1 x 100 mm

Mobile phase: Gradient
Start: 50% (80:20 MeOH:ACN) / 50% H_2O
(both with 10 mM NH_4OAc buffer)
Ramp to 90% organic over 8 min and hold for
1 min before returning to initial conditions in 0.5 min.
Time: 10 min

Flow: 300 µl/min

MS Parameters

Experiment: Full Scan (225 - 850 amu)

Source: Electrospray (negative)
Capillary Voltage (kV) = 3.00
Cone Voltage (V) = 15.00
Cone Gas Flow (l/hr) = 100
Desolvation Gas Flow (l/hr) = 750

Figure 2: **PFOA; LC/MS/MS Data (Selected MRM Transitions)**

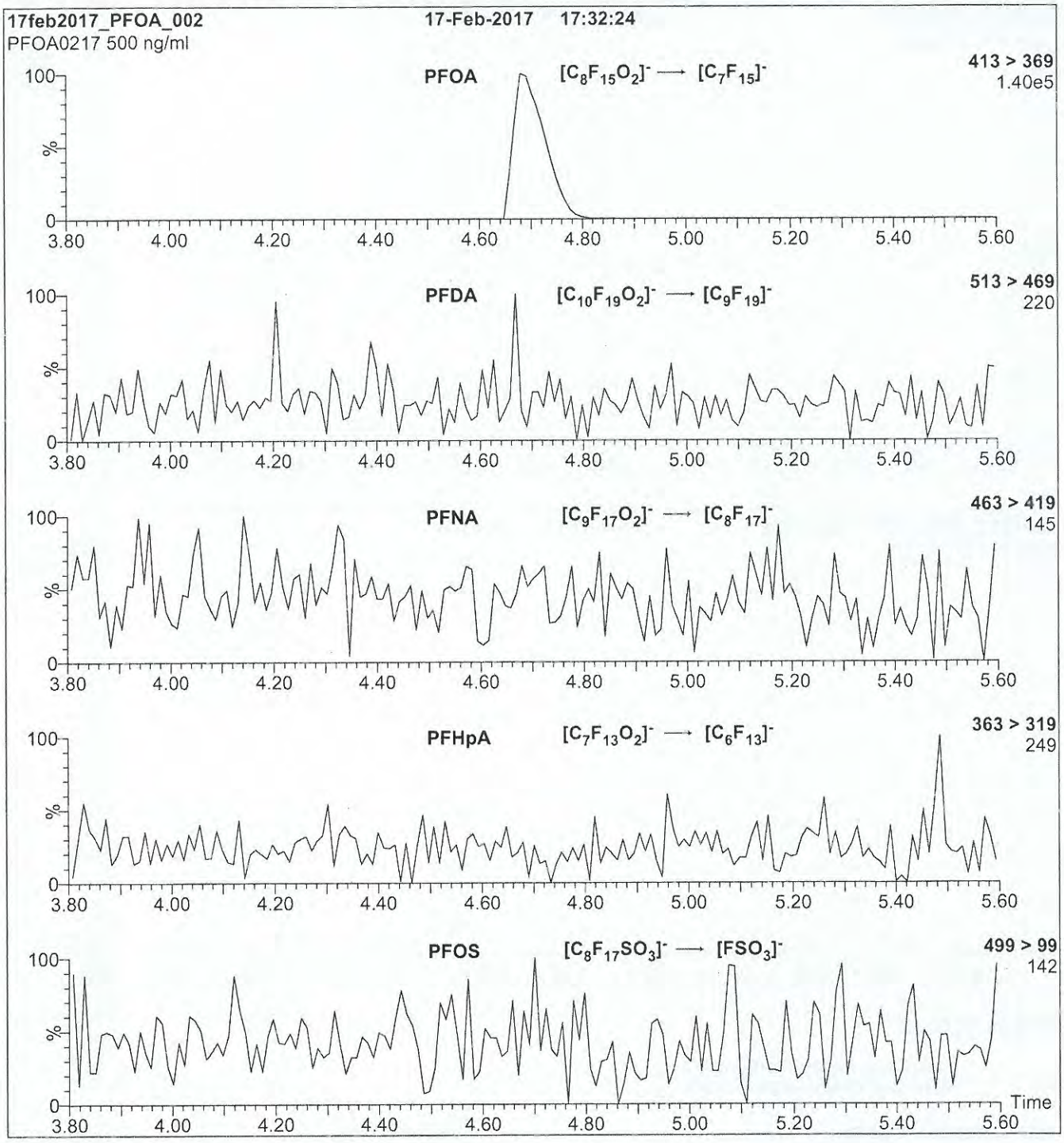

Conditions for Figure 2:

Injection: Direct loop injection
10 µl (500 ng/ml PFOA)

Mobile phase: Isocratic 80% (80:20 MeOH:ACN) / 20% H_2O
(both with 10 mM NH_4OAc buffer)

Flow: 300 µl/min

MS Parameters

Collision Gas (mbar) = 3.39e-3
Collision Energy (eV) = 10

17H0824

WELLINGTON LABORATORIES

CERTIFICATE OF ANALYSIS DOCUMENTATION

PRODUCT CODE: PFUdA
COMPOUND: Perfluoro-n-undecanoic acid

LOT NUMBER: PFUdA1016

STRUCTURE:

CAS #: 2058-94-8

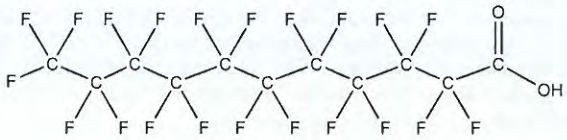

MOLECULAR FORMULA: $C_{11}HF_{21}O_2$
CONCENTRATION: 50 ± 2.5 µg/ml

MOLECULAR WEIGHT: 564.09
SOLVENT(S): Methanol
Water (<1%)

CHEMICAL PURITY: >98%
LAST TESTED: (mm/dd/yyyy) 10/18/2016
EXPIRY DATE: (mm/dd/yyyy) 10/18/2021
RECOMMENDED STORAGE: Store ampoule in a cool, dark place

DOCUMENTATION/ DATA ATTACHED:

Figure 1: LC/MS Data (TIC and Mass Spectrum)
Figure 2: LC/MS/MS Data (Selected MRM Transitions)

ADDITIONAL INFORMATION:

- See page 2 for further details.
- Contains 4 mole eq. of NaOH to prevent conversion of the carboxylic acid to the methyl ester.

FOR LABORATORY USE ONLY: NOT FOR HUMAN OR DRUG USE

Certified By: B.G. Chittim **Date:** 10/19/2016 (mm/dd/yyyy)

Wellington Laboratories Inc., 345 Southgate Dr. Guelph ON N1G 3M5 CANADA
519-822-2436 • Fax: 519-822-2849 • info@well-labs.com

INTENDED USE:

The products prepared by Wellington Laboratories Inc. are for laboratory use only. This certified reference material (CRM) was designed to be used as a standard for the identification and/or quantification of the specific chemical compound it contains.

HAZARDS:

This product should only be used by qualified personnel familiar with its potential hazards and trained in the handling of hazardous chemicals. Due care should be exercised to prevent unnecessary human contact or ingestion. All procedures should be carried out in a well-functioning fume hood and suitable gloves, eye protection, and clothing should be worn at all times. Waste should be disposed of according to national and regional regulations. Safety Data Sheets (SDSs) are available upon request.

SYNTHESIS / CHARACTERIZATION:

Where possible, all of our products are synthesized using single-product unambiguous routes. They are then characterized, and their structures and purities confirmed, using a combination of the most relevant techniques, such as NMR, GC/MS, LC/MS/MS, SFC/UV/MS/MS, x-ray crystallography, and melting point. Isotopic purities of mass-labelled compounds are also confirmed using HRGC/HRMS and/or LC/MS/MS.

HOMOGENEITY:

Prior to solution preparation, crystalline material is tested for homogeneity using a variety of techniques (as stated above) and its solubility in a given diluent is taken into consideration. Duplicate solutions of a new product are prepared from the same crystalline lot and, after the addition of an appropriate internal standard, they are compared by GC/MS, LC/MS/MS and/or SFC/UV/MS/MS. The relative response factors of the analyte of interest in each solution are required to be <5% RSD. New solution lots of existing products are compared to older lots in the same manner, which further confirms the homogeneity of the crystalline material as well as the stability and homogeneity of the solutions in the storage containers.

UNCERTAINTY:

The maximum combined relative standard uncertainty of our reference standard solutions is calculated using the following equation:

The combined relative standard uncertainty, $u_c(y)$, of a value y and the uncertainty of the independent parameters x_1, x_2,...x_n on which it depends is:

$$u_c(y(x_1, x_2, \ldots x_n)) = \sqrt{\sum_{i=1}^{n} u(y, x_i)^2}$$

where x is expressed as a relative standard uncertainty of the individual parameter.

The individual uncertainties taken into account include those associated with weights (calibration of the balance) and volumes (calibration of the volumetric glassware). An expanded maximum combined percent relative uncertainty of ±5% (calculated with a coverage factor of 2 and a level of confidence of 95%) is stated on the Certificate of Analysis for all of our products.

TRACEABILITY:

All reference standard solutions are traceable to specific crystalline lots. The microbalances used for solution preparation are regularly tested by an external ISO/IEC 17025 accredited calibration company. In addition, their calibration is verified prior to each weighing using NIST and/or NRC traceable external weights. All volumetric glassware used is of Class A tolerance and has been tested according to the appropriate ASTM procedures, which are ultimately traceable to NIST. For certain products, traceability to international interlaboratory studies has also been established.

EXPIRY DATE / PERIOD OF VALIDITY:

Ongoing stability studies of this product have demonstrated stability in its composition and concentration, until the specified expiry date, in the unopened ampoule. Monitoring for any degradation or change in concentration of the listed analyte(s) is performed on a routine basis.

LIMITED WARRANTY:

At the time of shipment, all products are warranted to be free of defects in material and workmanship and to conform to the stated technical and purity specifications.

QUALITY MANAGEMENT:

This product was produced using a Quality Management System registered to the latest versions of ISO 9001 by SAI Global, ISO/IEC 17025 by the Canadian Association for Laboratory Accreditation Inc. (CALA; A 1226), and ISO GUIDE 34 by ANSI-ASQ National Accreditation Board (ANAB; AR-1523).

CALA

ANAB ACCREDITED

For additional information or assistance concerning this or any other products from Wellington Laboratories Inc., please visit our website at www.well-labs.com or contact us directly at info@well-labs.com

Figure 1: **PFUdA; LC/MS Data (TIC and Mass Spectrum)**

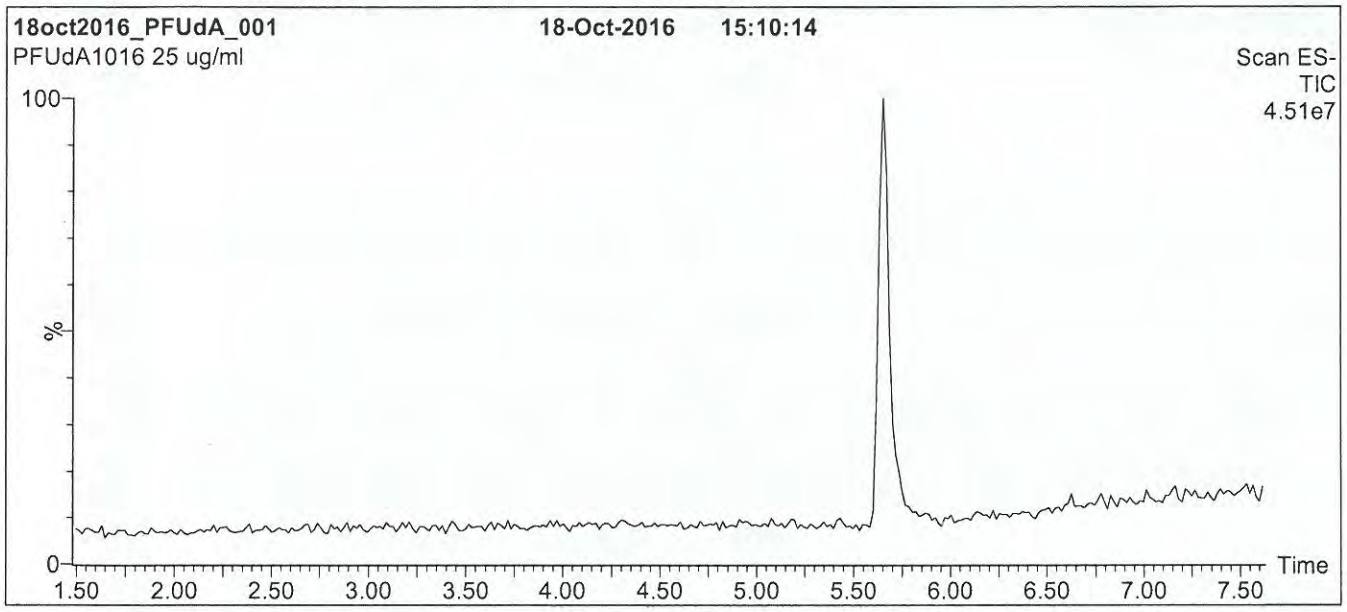

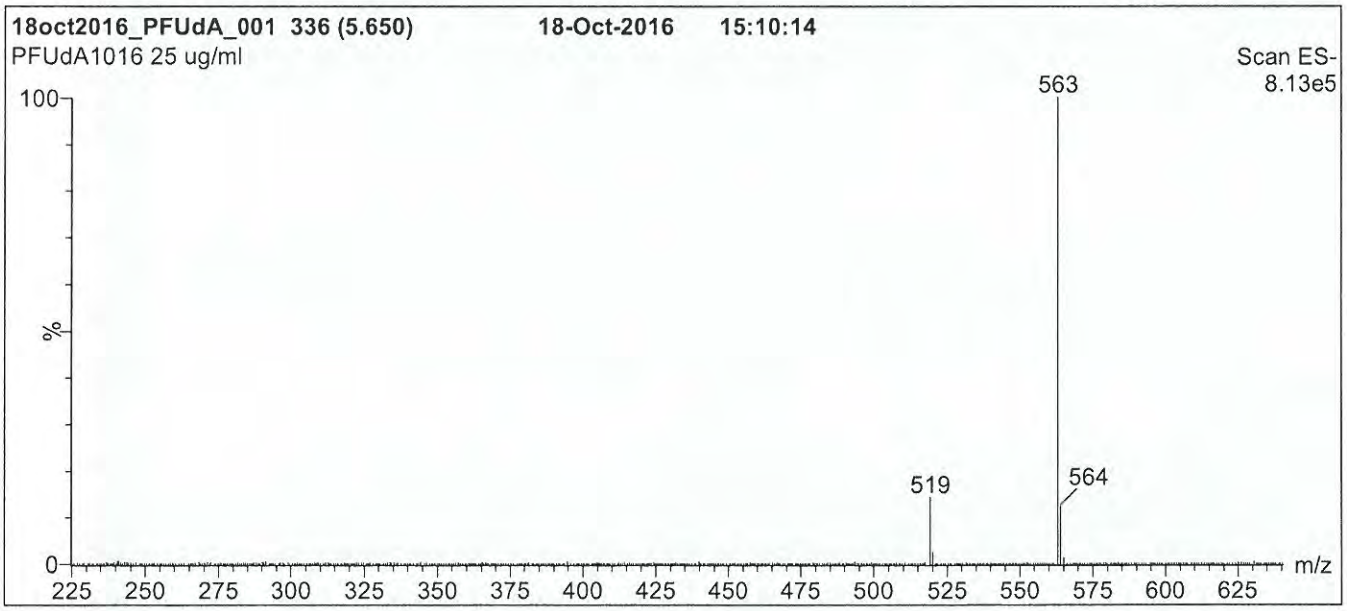

Conditions for Figure 1:

LC: **Waters Acquity Ultra Performance LC**
MS: **Micromass Quattro *micro* API MS**

Chromatographic Conditions

Column: Acquity UPLC BEH Shield RP_{18}
1.7 µm, 2.1 x 100 mm

Mobile phase: Gradient
Start: 55% (80:20 MeOH:ACN) / 45% H_2O
(both with 10 mM NH_4OAc buffer)
Ramp to 90% organic over 7 min and hold for 2 min before returning to initial conditions in 0.5 min.
Time: 10 min

Flow: 300 µl/min

MS Parameters

Experiment: Full Scan (225 - 850 amu)

Source: Electrospray (negative)
Capillary Voltage (kV) = 3.00
Cone Voltage (V) = 15.00
Cone Gas Flow (l/hr) = 65
Desolvation Gas Flow (l/hr) = 750

Figure 2: **PFUdA; LC/MS/MS Data (Selected MRM Transitions)**

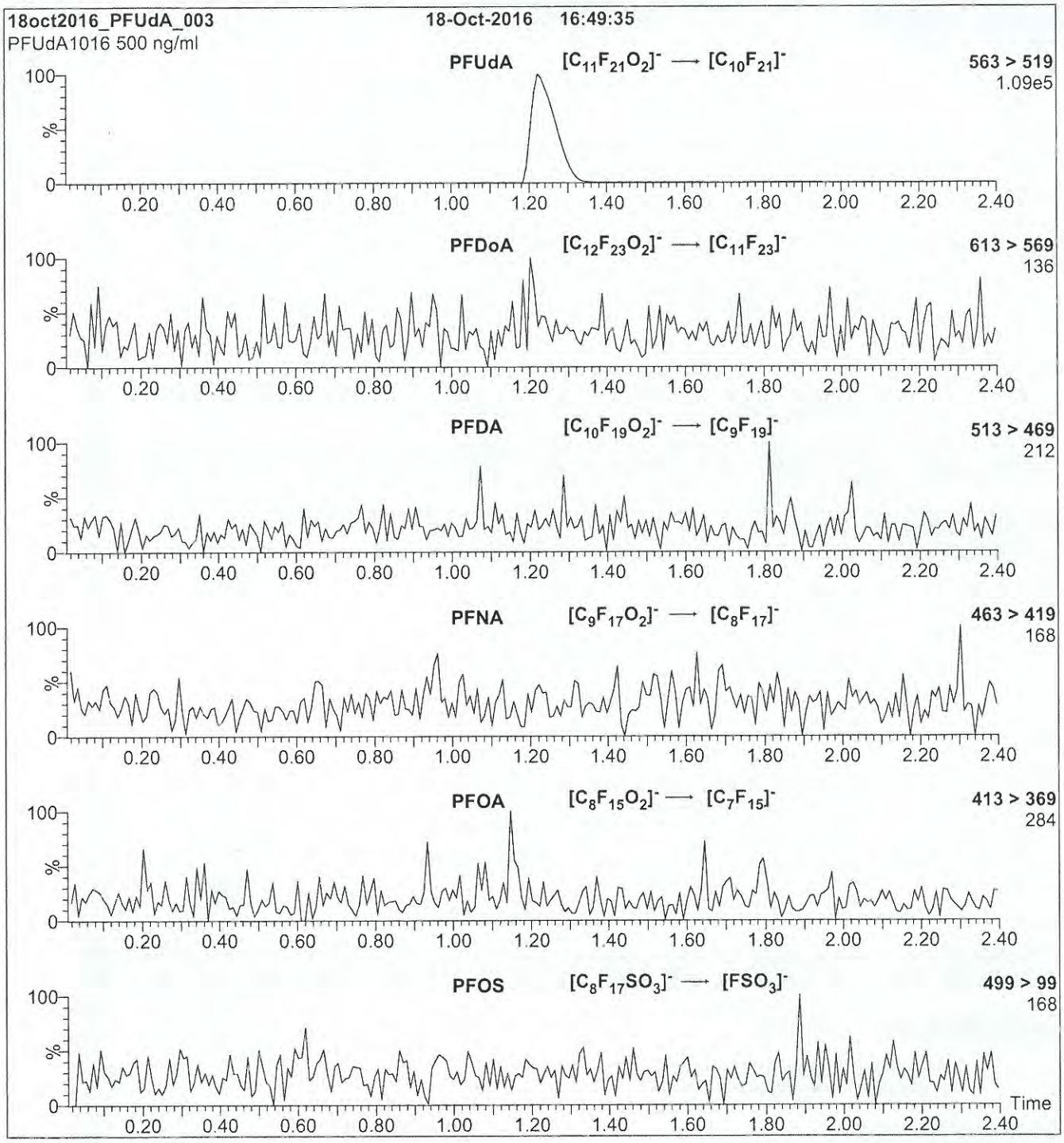

Conditions for Figure 2:

Injection:	Direct loop injection 10 µl (500 ng/ml PFUdA)
Mobile phase:	Isocratic 80% (80:20 MeOH:ACN) / 20% H_2O (both with 10 mM NH_4OAc buffer)
Flow:	300 µl/min

MS Parameters

Collision Gas (mbar) = 3.24e-3
Collision Energy (eV) = 11

17H0825

WELLINGTON LABORATORIES

CERTIFICATE OF ANALYSIS DOCUMENTATION

PRODUCT CODE: PFHxDA ✓
COMPOUND: Perfluoro-n-hexadecanoic acid

LOT NUMBER: PFHxDA0516

STRUCTURE:

CAS #: 67905-19-5

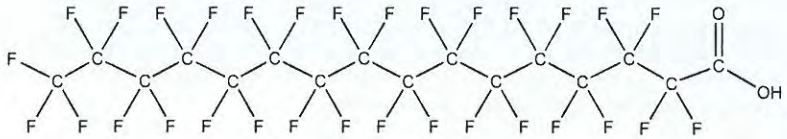

MOLECULAR FORMULA: $C_{16}HF_{31}O_2$
MOLECULAR WEIGHT: 814.13
CONCENTRATION: 50 ± 2.5 µg/ml
SOLVENT(S): Methanol
Water (<1%)

CHEMICAL PURITY: >98%
LAST TESTED: (mm/dd/yyyy) 05/25/2016
EXPIRY DATE: (mm/dd/yyyy) 05/25/2021
RECOMMENDED STORAGE: Store ampoule in a cool, dark place

DOCUMENTATION/ DATA ATTACHED:

Figure 1: LC/MS Data (TIC and Mass Spectrum)
Figure 2: LC/MS/MS Data (Selected MRM Transitions)

ADDITIONAL INFORMATION:

- See page 2 for further details.
- Contains 4 mole eq. of NaOH to prevent conversion of the carboxylic acid to the methyl ester.
- Contains ~ 0.4% of PFODA.

FOR LABORATORY USE ONLY: NOT FOR HUMAN OR DRUG USE

Certified By: B.G. Chittim **Date:** 05/27/2016 (mm/dd/yyyy)

Wellington Laboratories Inc., 345 Southgate Dr. Guelph ON N1G 3M5 CANADA
519-822-2436 • Fax: 519-822-2849 • info@well-labs.com

INTENDED USE:

The products prepared by Wellington Laboratories Inc. are for laboratory use only. This certified reference material (CRM) was designed to be used as a standard for the identification and/or quantification of the specific chemical compound it contains.

HAZARDS:

This product should only be used by qualified personnel familiar with its potential hazards and trained in the handling of hazardous chemicals. Due care should be exercised to prevent unnecessary human contact or ingestion. All procedures should be carried out in a well-functioning fume hood and suitable gloves, eye protection, and clothing should be worn at all times. Waste should be disposed of according to national and regional regulations. Safety Data Sheets (SDSs) are available upon request.

SYNTHESIS / CHARACTERIZATION:

Where possible, all of our products are synthesized using single-product unambiguous routes. They are then characterized, and their structures and purities confirmed, using a combination of the most relevant techniques, such as NMR, GC/MS, LC/MS/MS, SFC/UV/MS/MS, x-ray crystallography, and melting point. Isotopic purities of mass-labelled compounds are also confirmed using HRGC/HRMS and/or LC/MS/MS.

HOMOGENEITY:

Prior to solution preparation, crystalline material is tested for homogeneity using a variety of techniques (as stated above) and its solubility in a given diluent is taken into consideration. Duplicate solutions of a new product are prepared from the same crystalline lot and, after the addition of an appropriate internal standard, they are compared by GC/MS, LC/MS/MS and/or SFC/UV/MS/MS. The relative response factors of the analyte of interest in each solution are required to be <5% RSD. New solution lots of existing products are compared to older lots in the same manner, which further confirms the homogeneity of the crystalline material as well as the stability and homogeneity of the solutions in the storage containers.

UNCERTAINTY:

The maximum combined relative standard uncertainty of our reference standard solutions is calculated using the following equation:

The combined relative standard uncertainty, $u_c(y)$, of a value y and the uncertainty of the independent parameters x_1, x_2,...x_n on which it depends is:

$$u_c(y(x_1, x_2, \ldots x_n)) = \sqrt{\sum_{i=1}^{n} u(y, x_i)^2}$$

where x is expressed as a relative standard uncertainty of the individual parameter.

The individual uncertainties taken into account include those associated with weights (calibration of the balance) and volumes (calibration of the volumetric glassware). An expanded maximum combined percent relative uncertainty of ±5% (calculated with a coverage factor of 2 and a level of confidence of 95%) is stated on the Certificate of Analysis for all of our products.

TRACEABILITY:

All reference standard solutions are traceable to specific crystalline lots. The microbalances used for solution preparation are regularly tested by an external ISO/IEC 17025 accredited calibration company. In addition, their calibration is verified prior to each weighing using NIST and/or NRC traceable external weights. All volumetric glassware used is of Class A tolerance and has been tested according to the appropriate ASTM procedures, which are ultimately traceable to NIST. For certain products, traceability to international interlaboratory studies has also been established.

EXPIRY DATE / PERIOD OF VALIDITY:

Ongoing stability studies of this product have demonstrated stability in its composition and concentration, until the specified expiry date, in the unopened ampoule. Monitoring for any degradation or change in concentration of the listed analyte(s) is performed on a routine basis.

LIMITED WARRANTY:

At the time of shipment, all products are warranted to be free of defects in material and workmanship and to conform to the stated technical and purity specifications.

QUALITY MANAGEMENT:

This product was produced using a Quality Management System registered to the latest versions of ISO 9001 by SAI Global, ISO/IEC 17025 by the Canadian Association for Laboratory Accreditation Inc. (CALA; A 1226), and ISO GUIDE 34 by ANSI-ASQ National Accreditation Board (ANAB; AR-1523).

CALA Testing Accreditation No. A1226

ANAB ACCREDITED ISO 17034 REFERENCE MATERIAL PRODUCER

For additional information or assistance concerning this or any other products from Wellington Laboratories Inc., please visit our website at www.well-labs.com or contact us directly at info@well-labs.com

Figure 1: **PFHxDA; LC/MS Data (TIC and Mass Spectrum)**

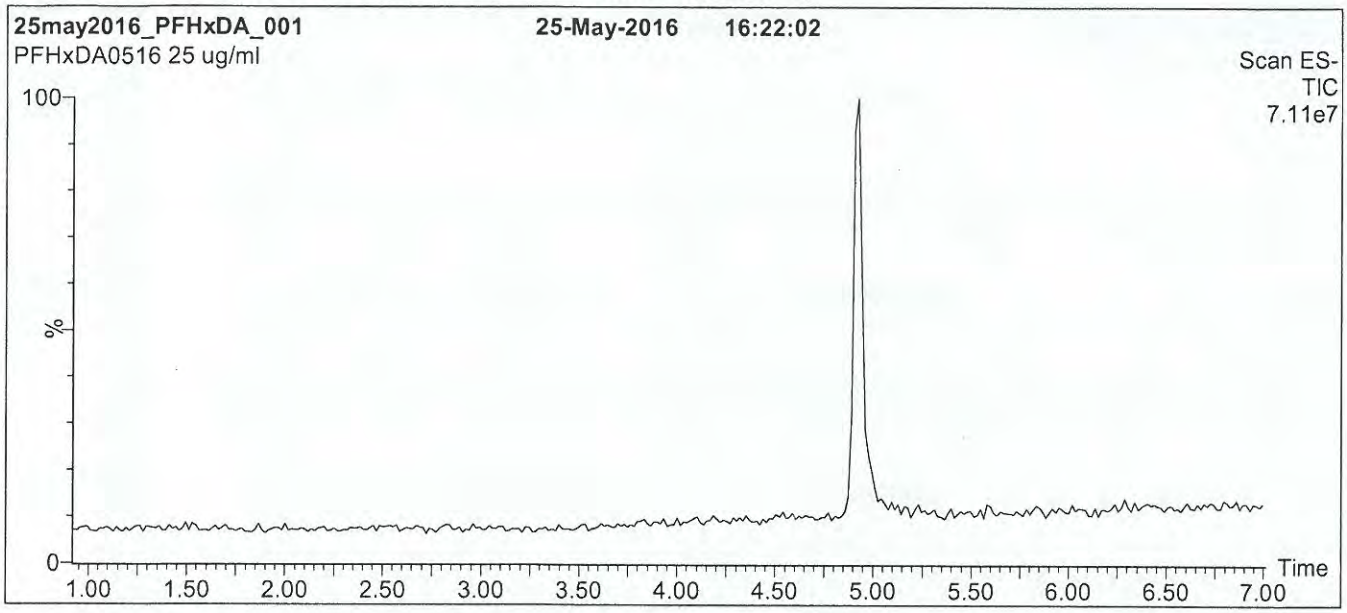

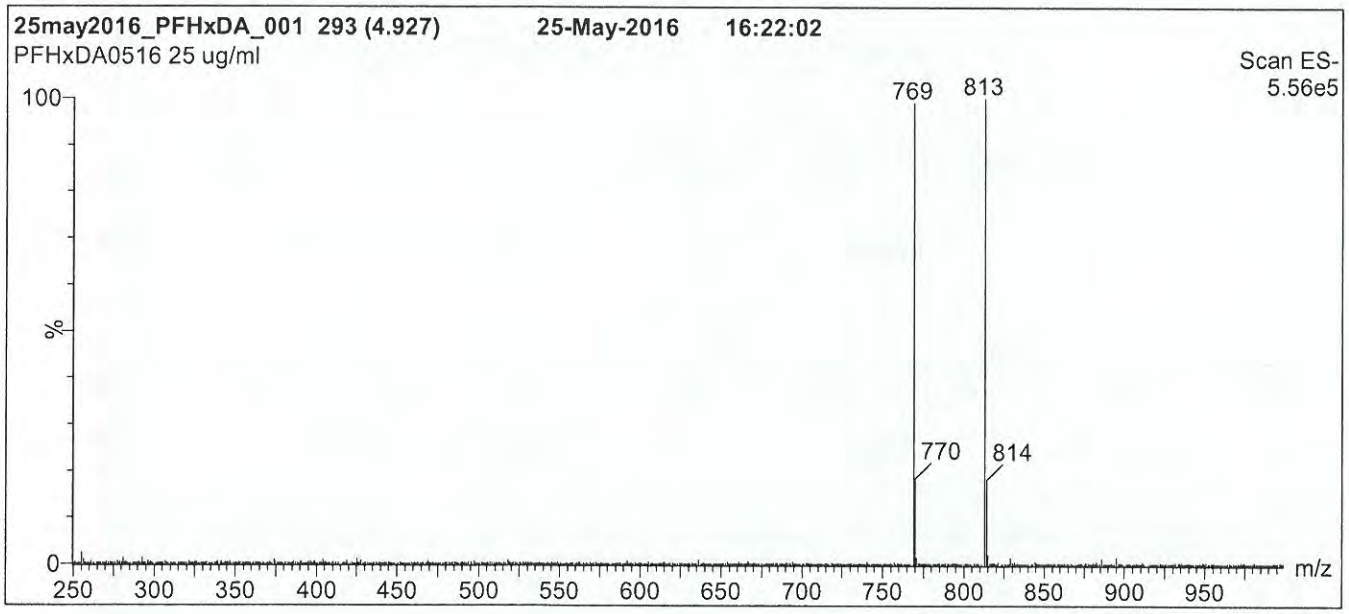

Conditions for Figure 1:

LC: **Waters Acquity Ultra Performance LC**
MS: **Micromass Quattro *micro* API MS**

Chromatographic Conditions

Column: Acquity UPLC BEH Shield RP_{18}
1.7 µm, 2.1 x 100 mm

Mobile phase: Gradient
Start: 70% (80:20 MeOH:ACN) / 30% H_2O
(both with 10 mM NH_4OAc buffer)
Ramp to 95% organic over 6 min and hold for 2.5 min before returning to initial conditions in 0.5 min.
Time: 10 min

Flow: 300 µl/min

MS Parameters

Experiment: Full Scan (250 - 1250 amu)

Source: Electrospray (negative)
Capillary Voltage (kV) = 3.00
Cone Voltage (V) = 25.00
Cone Gas Flow (l/hr) = 60
Desolvation Gas Flow (l/hr) = 750

Figure 2: **PFHxDA; LC/MS/MS Data (Selected MRM Transitions)**

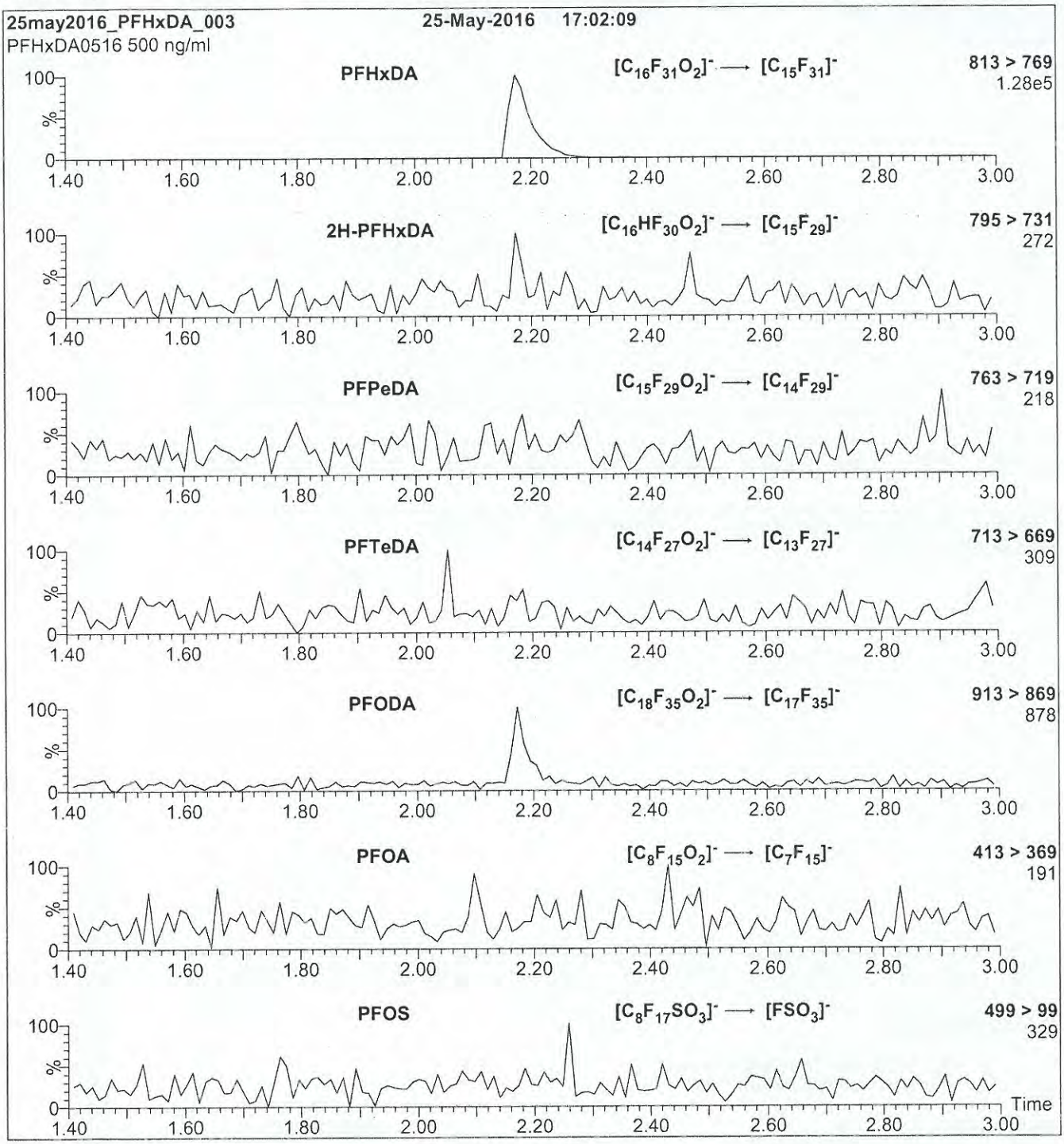

Conditions for Figure 2:

Injection: Direct loop injection
10 µl (500 ng/ml PFHxDA)

Mobile phase: Isocratic 80% (80:20 MeOH:ACN) / 20% H_2O
(both with 10 mM NH_4OAc buffer)

Flow: 300 µl/min

MS Parameters

Collision Gas (mbar) = 3.66e-3
Collision Energy (eV) = 15

17H0826

WELLINGTON LABORATORIES

CERTIFICATE OF ANALYSIS
DOCUMENTATION

PRODUCT CODE: PFHpA ✓
COMPOUND: Perfluoro-n-heptanoic acid

LOT NUMBER: PFHpA1216

STRUCTURE:

CAS #: 375-85-9

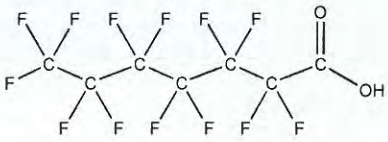

MOLECULAR FORMULA: $C_7HF_{13}O_2$
CONCENTRATION: 50 ± 2.5 µg/ml

MOLECULAR WEIGHT: 364.06
SOLVENT(S): Methanol
Water (<1%)

CHEMICAL PURITY: >98%
LAST TESTED: (mm/dd/yyyy) 12/02/2016
EXPIRY DATE: (mm/dd/yyyy) 12/02/2021
RECOMMENDED STORAGE: Store ampoule in a cool, dark place

DOCUMENTATION/ DATA ATTACHED:

Figure 1: LC/MS Data (TIC and Mass Spectrum)
Figure 2: LC/MS/MS Data (Selected MRM Transitions)

ADDITIONAL INFORMATION:

- See page 2 for further details.
- Contains 4 mole eq. of NaOH to prevent conversion of the carboxylic acid to the methyl ester.

FOR LABORATORY USE ONLY: NOT FOR HUMAN OR DRUG USE

Certified By: B.G. Chittim **Date:** 12/12/2016 (mm/dd/yyyy)

Wellington Laboratories Inc., 345 Southgate Dr. Guelph ON N1G 3M5 CANADA
519-822-2436 • Fax: 519-822-2849 • info@well-labs.com

INTENDED USE:

The products prepared by Wellington Laboratories Inc. are for laboratory use only. This certified reference material (CRM) was designed to be used as a standard for the identification and/or quantification of the specific chemical compound it contains.

HAZARDS:

This product should only be used by qualified personnel familiar with its potential hazards and trained in the handling of hazardous chemicals. Due care should be exercised to prevent unnecessary human contact or ingestion. All procedures should be carried out in a well-functioning fume hood and suitable gloves, eye protection, and clothing should be worn at all times. Waste should be disposed of according to national and regional regulations. Safety Data Sheets (SDSs) are available upon request.

SYNTHESIS / CHARACTERIZATION:

Where possible, all of our products are synthesized using single-product unambiguous routes. They are then characterized, and their structures and purities confirmed, using a combination of the most relevant techniques, such as NMR, GC/MS, LC/MS/MS, SFC/UV/MS/MS, x-ray crystallography, and melting point. Isotopic purities of mass-labelled compounds are also confirmed using HRGC/HRMS and/or LC/MS/MS.

HOMOGENEITY:

Prior to solution preparation, crystalline material is tested for homogeneity using a variety of techniques (as stated above) and its solubility in a given diluent is taken into consideration. Duplicate solutions of a new product are prepared from the same crystalline lot and, after the addition of an appropriate internal standard, they are compared by GC/MS, LC/MS/MS and/or SFC/UV/MS/MS. The relative response factors of the analyte of interest in each solution are required to be <5% RSD. New solution lots of existing products are compared to older lots in the same manner, which further confirms the homogeneity of the crystalline material as well as the stability and homogeneity of the solutions in the storage containers.

UNCERTAINTY:

The maximum combined relative standard uncertainty of our reference standard solutions is calculated using the following equation:

The combined relative standard uncertainty, $u_c(y)$, of a value y and the uncertainty of the independent parameters x_1, x_2,...x_n on which it depends is:

$$u_c(y(x_1, x_2, \ldots x_n)) = \sqrt{\sum_{i=1}^{n} u(y, x_i)^2}$$

where x is expressed as a relative standard uncertainty of the individual parameter.

The individual uncertainties taken into account include those associated with weights (calibration of the balance) and volumes (calibration of the volumetric glassware). An expanded maximum combined percent relative uncertainty of ±5% (calculated with a coverage factor of 2 and a level of confidence of 95%) is stated on the Certificate of Analysis for all of our products.

TRACEABILITY:

All reference standard solutions are traceable to specific crystalline lots. The microbalances used for solution preparation are regularly tested by an external ISO/IEC 17025 accredited calibration company. In addition, their calibration is verified prior to each weighing using NIST and/or NRC traceable external weights. All volumetric glassware used is of Class A tolerance and has been tested according to the appropriate ASTM procedures, which are ultimately traceable to NIST. For certain products, traceability to international interlaboratory studies has also been established.

EXPIRY DATE / PERIOD OF VALIDITY:

Ongoing stability studies of this product have demonstrated stability in its composition and concentration, until the specified expiry date, in the unopened ampoule. Monitoring for any degradation or change in concentration of the listed analyte(s) is performed on a routine basis.

LIMITED WARRANTY:

At the time of shipment, all products are warranted to be free of defects in material and workmanship and to conform to the stated technical and purity specifications.

QUALITY MANAGEMENT:

This product was produced using a Quality Management System registered to the latest versions of ISO 9001 by SAI Global, ISO/IEC 17025 by the Canadian Association for Laboratory Accreditation Inc. (CALA; A 1226), and ISO GUIDE 34 by ANSI-ASQ National Accreditation Board (ANAB; AR-1523).

CALA

ANAB ACCREDITED REFERENCE MATERIAL PRODUCER

For additional information or assistance concerning this or any other products from Wellington Laboratories Inc., please visit our website at www.well-labs.com or contact us directly at info@well-labs.com

Figure 1: **PFHpA; LC/MS Data (TIC and Mass Spectrum)**

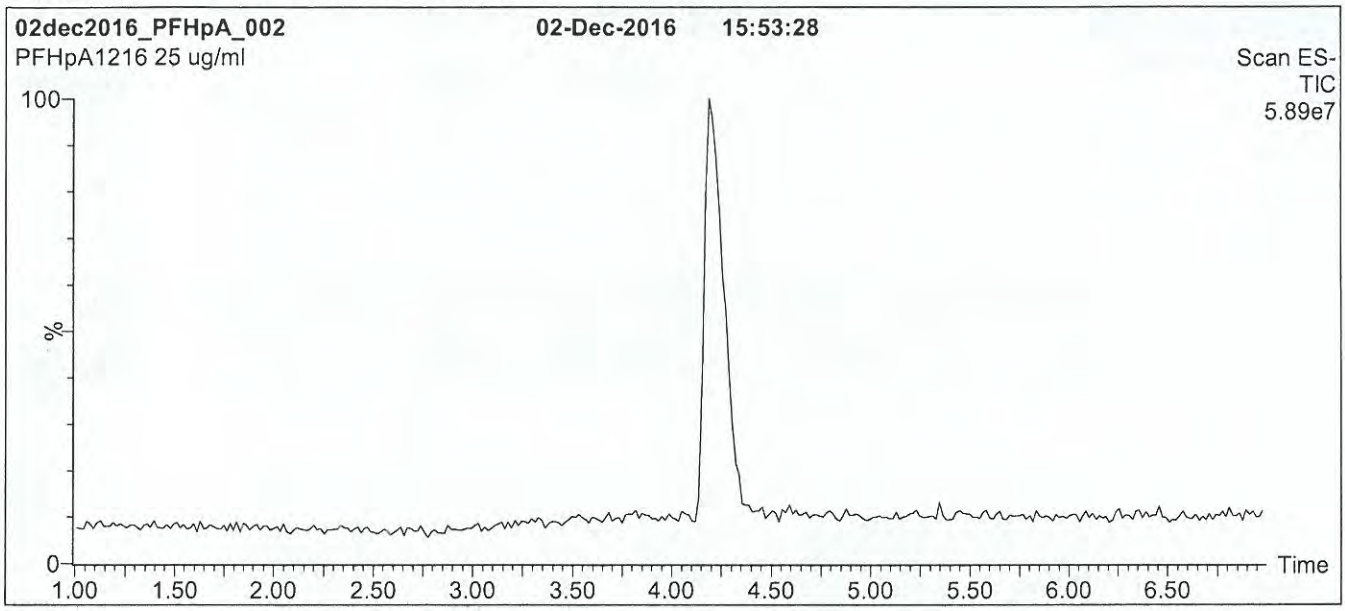

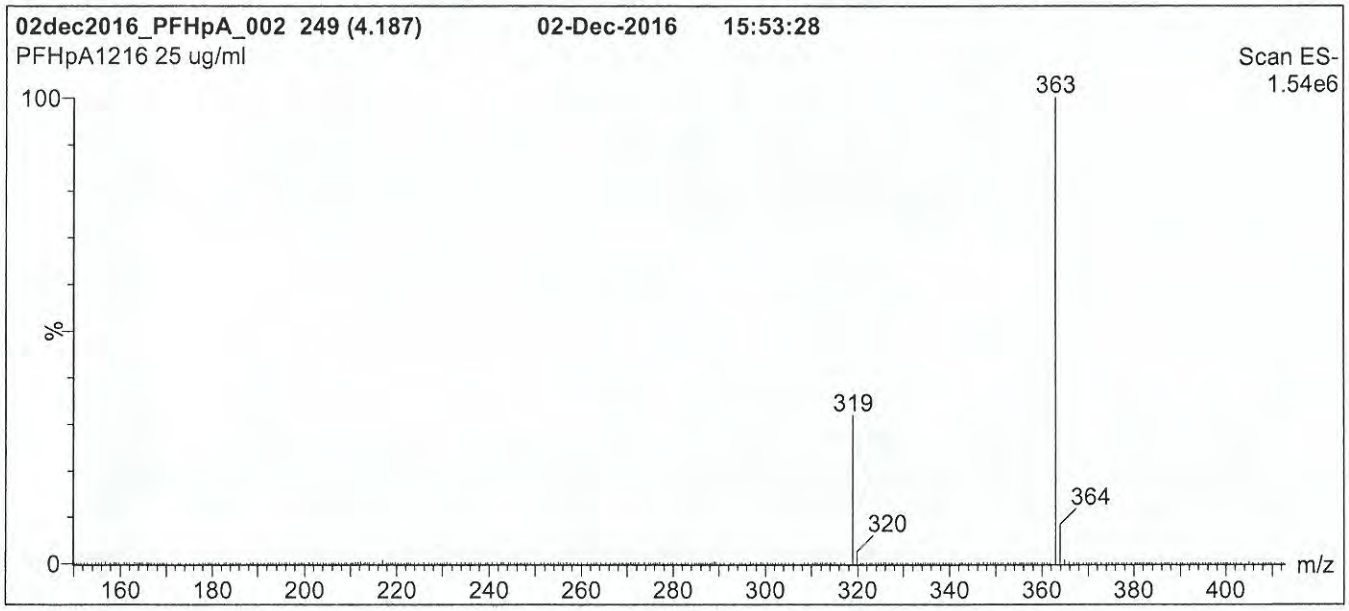

Conditions for Figure 1:

LC: **Waters Acquity Ultra Performance LC**
MS: **Micromass Quattro *micro* API MS**

Chromatographic Conditions

Column: Acquity UPLC BEH Shield RP_{18}
1.7 µm, 2.1 x 100 mm

Mobile phase: Gradient
Start: 50% (80:20 MeOH:ACN) / 50% H_2O
(both with 10 mM NH_4OAc buffer)
Ramp to 90% organic over 7.5 min and hold for 1.5 min before returning to initial conditions in 0.5 min.
Time: 10 min

Flow: 300 µl/min

MS Parameters

Experiment: Full Scan (150 - 850 amu)

Source: Electrospray (negative)
Capillary Voltage (kV) = 2.00
Cone Voltage (V) = 15.00
Cone Gas Flow (l/hr) = 50
Desolvation Gas Flow (l/hr) = 750

Figure 2: **PFHpA; LC/MS/MS Data (Selected MRM Transitions)**

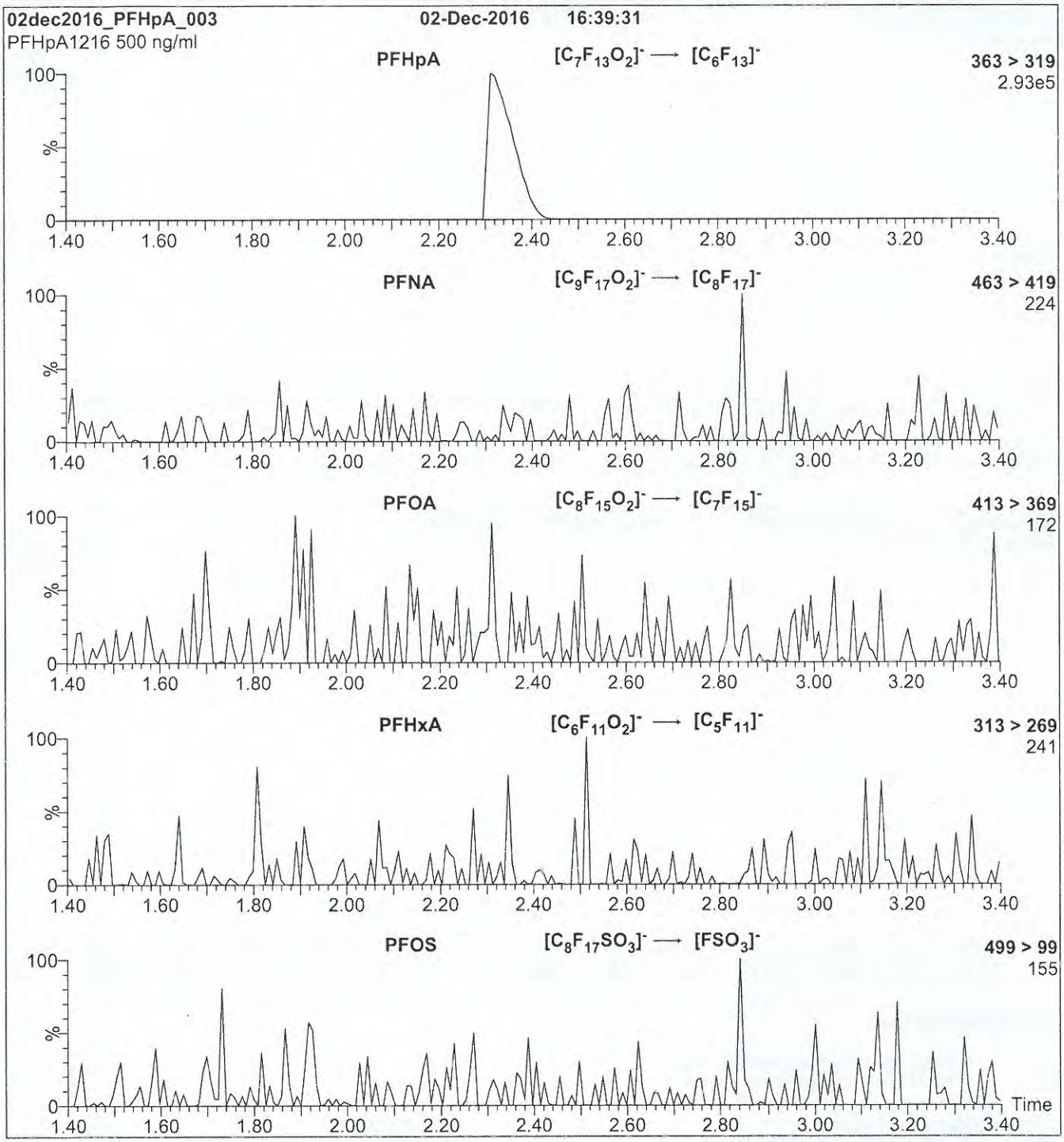

Conditions for Figure 2:

Injection: Direct loop injection
10 µl (500 ng/ml PFHpA)

Mobile phase: Isocratic 80% (80:20 MeOH:ACN) / 20% H_2O
(both with 10 mM NH_4OAc buffer)

Flow: 300 µl/min

MS Parameters

Collision Gas (mbar) = 3.50e-3
Collision Energy (eV) = 11

17K0815

WELLINGTON LABORATORIES

CERTIFICATE OF ANALYSIS DOCUMENTATION

PRODUCT CODE: L-PFPeS
COMPOUND: Sodium perfluoro-1-pentanesulfonate
LOT NUMBER: LPFPeS0117
CAS #: 630402-22-1

STRUCTURE:

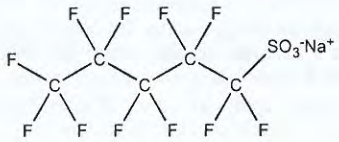

MOLECULAR FORMULA:	$C_5F_{11}SO_3Na$
MOLECULAR WEIGHT:	372.09
CONCENTRATION:	50.0 ± 2.5 µg/ml (Na salt) 46.9 ± 2.3 µg/ml (PFPeS anion)
SOLVENT(S):	Methanol
CHEMICAL PURITY:	>98%
LAST TESTED: (mm/dd/yyyy)	01/11/2017
EXPIRY DATE: (mm/dd/yyyy)	01/11/2022
RECOMMENDED STORAGE:	Store ampoule in a cool, dark place

DOCUMENTATION/ DATA ATTACHED:

Figure 1: LC/MS Data (TIC and Mass Spectrum)
Figure 2: LC/MS/MS Data (Selected MRM Transitions)

ADDITIONAL INFORMATION:

- See page 2 for further details.

FOR LABORATORY USE ONLY: NOT FOR HUMAN OR DRUG USE

Certified By: _____ **Date:** 09/06/2017 (mm/dd/yyyy)
B.G. Chittim, General Manager

Wellington Laboratories Inc., 345 Southgate Dr. Guelph ON N1G 3M5 CANADA
519-822-2436 • Fax: 519-822-2849 • info@well-labs.com

17K0815

INTENDED USE:

The products prepared by Wellington Laboratories Inc. are for laboratory use only. This certified reference material (CRM) was designed to be used as a standard for the identification and/or quantification of the specific chemical compound it contains.

HAZARDS:

This product should only be used by qualified personnel familiar with its potential hazards and trained in the handling of hazardous chemicals. Due care should be exercised to prevent unnecessary human contact or ingestion. All procedures should be carried out in a well-functioning fume hood and suitable gloves, eye protection, and clothing should be worn at all times. Waste should be disposed of according to national and regional regulations. Safety Data Sheets (SDSs) are available upon request.

SYNTHESIS / CHARACTERIZATION:

Where possible, all of our products are synthesized using single-product unambiguous routes. They are then characterized, and their structures and purities confirmed, using a combination of the most relevant techniques, such as NMR, GC/MS, LC/MS/MS, SFC/UV/MS/MS, x-ray crystallography, and melting point. Isotopic purities of mass-labelled compounds are also confirmed using HRGC/HRMS and/or LC/MS/MS.

HOMOGENEITY:

Prior to solution preparation, crystalline material is tested for homogeneity using a variety of techniques (as stated above) and its solubility in a given diluent is taken into consideration. Duplicate solutions of a new product are prepared from the same crystalline lot and, after the addition of an appropriate internal standard, they are compared by GC/MS, LC/MS/MS and/or SFC/UV/MS/MS. The relative response factors of the analyte of interest in each solution are required to be <5% RSD. New solution lots of existing products are compared to older lots in the same manner, which further confirms the homogeneity of the crystalline material as well as the stability and homogeneity of the solutions in the storage containers. In order to maintain the integrity of the assigned value(s), and associated uncertainty, the dilution or injection of a subsample of this product should be performed using calibrated measuring equipment.

UNCERTAINTY:

The maximum combined relative standard uncertainty of our reference standard solutions is calculated using the following equation:

The combined relative standard uncertainty, $u_c(y)$, of a value y and the uncertainty of the independent parameters $x_1, x_2, \ldots x_n$ on which it depends is:

$$u_c(y(x_1, x_2, \ldots x_n)) = \sqrt{\sum_{i=1}^{n} u(y, x_i)^2}$$

where x is expressed as a relative standard uncertainty of the individual parameter.

The individual uncertainties taken into account include those associated with weights (calibration of the balance) and volumes (calibration of the volumetric glassware). An expanded maximum combined percent relative uncertainty of ±5% (calculated with a coverage factor of 2 and a level of confidence of 95%) is stated on the Certificate of Analysis for all of our products.

TRACEABILITY:

All reference standard solutions are traceable to specific crystalline lots. The microbalances used for solution preparation are regularly tested by an external ISO/IEC 17025 accredited calibration company. In addition, their calibration is verified prior to each weighing using calibrated NIST and/or NRC traceable external weights. All volumetric glassware used is calibrated, of Class A tolerance, and has been tested according to the appropriate ASTM procedures, which are ultimately traceable to NIST. For certain products, traceability to international interlaboratory studies has also been established.

EXPIRY DATE / PERIOD OF VALIDITY:

Ongoing stability studies of this product have demonstrated stability in its composition and concentration, until the specified expiry date, in the unopened ampoule. Monitoring for any degradation or change in concentration of the listed analyte(s) is performed on a routine basis.

LIMITED WARRANTY:

At the time of shipment, all products are warranted to be free of defects in material and workmanship and to conform to the stated technical and purity specifications.

QUALITY MANAGEMENT:

This product was produced using a Quality Management System registered to the latest versions of ISO 9001 by SAI Global, ISO/IEC 17025 by the Canadian Association for Laboratory Accreditation Inc. (CALA; A 1226), and ISO GUIDE 34 by ANSI-ASQ National Accreditation Board (ANAB; AR-1523).

CALA Testing

ANAB ACCREDITED Reference Material Producer

For additional information or assistance concerning this or any other products from Wellington Laboratories Inc., please visit our website at www.well-labs.com or contact us directly at info@well-labs.com

17K0815

Figure 1: **L-PFPeS; LC/MS Data (TIC and Mass Spectrum)**

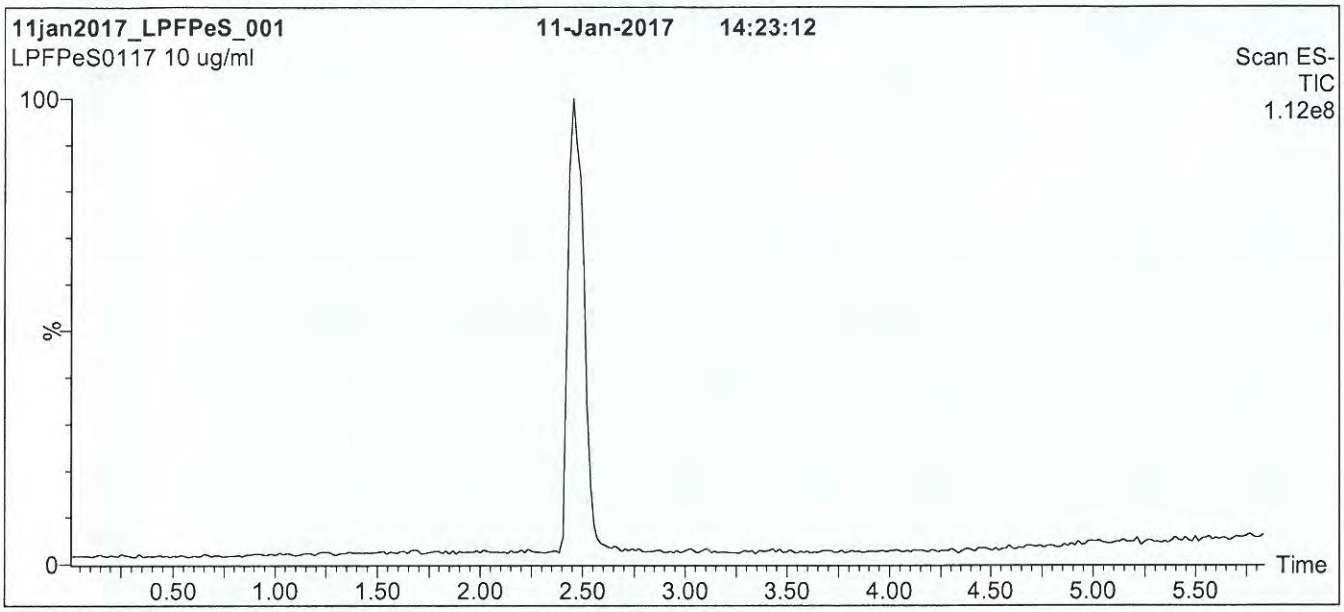

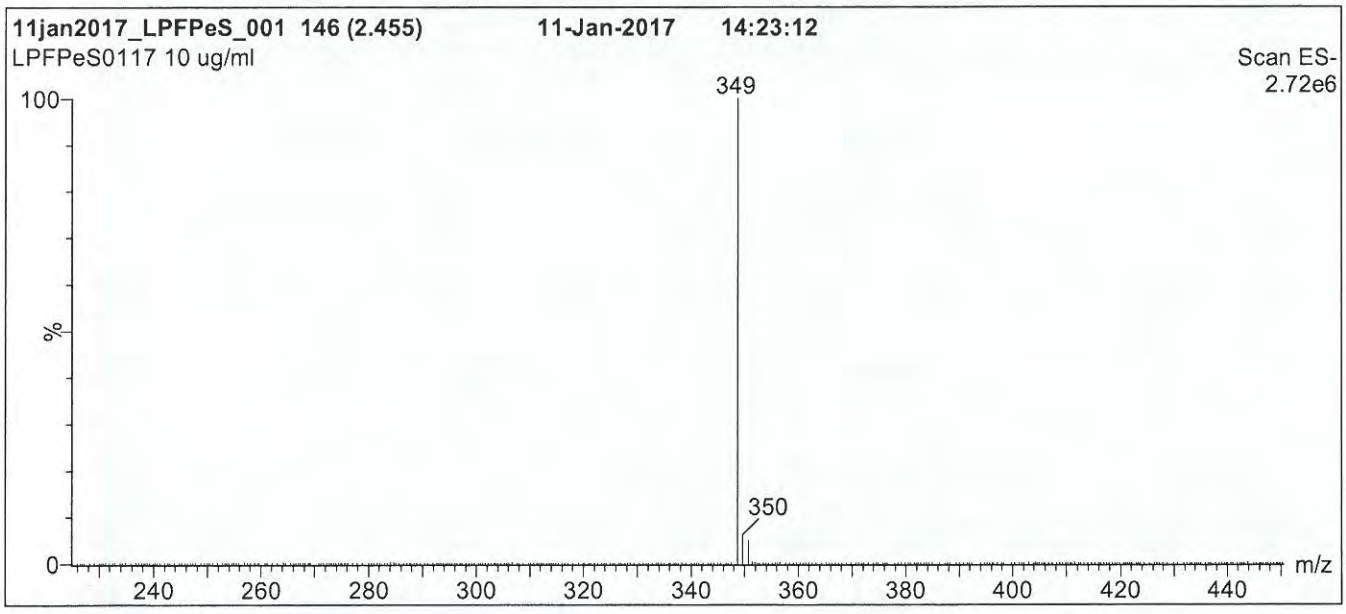

Conditions for Figure 1:

LC: **Waters Acquity Ultra Performance LC**
MS: **Micromass Quattro *micro* API MS**

Chromatographic Conditions

Column: Acquity UPLC BEH Shield RP_{18}
1.7 µm, 2.1 x 100 mm

Mobile phase: Gradient
Start: 50% (80:20 MeOH:ACN) / 50% H_2O
(both with 10 mM NH_4OAc buffer)
Ramp to 90% organic over 7.5 min and hold for 1.5 min
before returning to initial conditions over 0.5 min.
Time: 10 min

Flow: 300 µl/min

MS Parameters

Experiment: Full Scan (225 - 850 amu)

Source: Electrospray (negative)
Capillary Voltage (kV) = 3.00
Cone Voltage (V) = 50.00
Cone Gas Flow (l/hr) = 60
Desolvation Gas Flow (l/hr) = 750

17K0815

Figure 2: **L-PFPeS; LC/MS/MS Data (Selected MRM Transitions)**

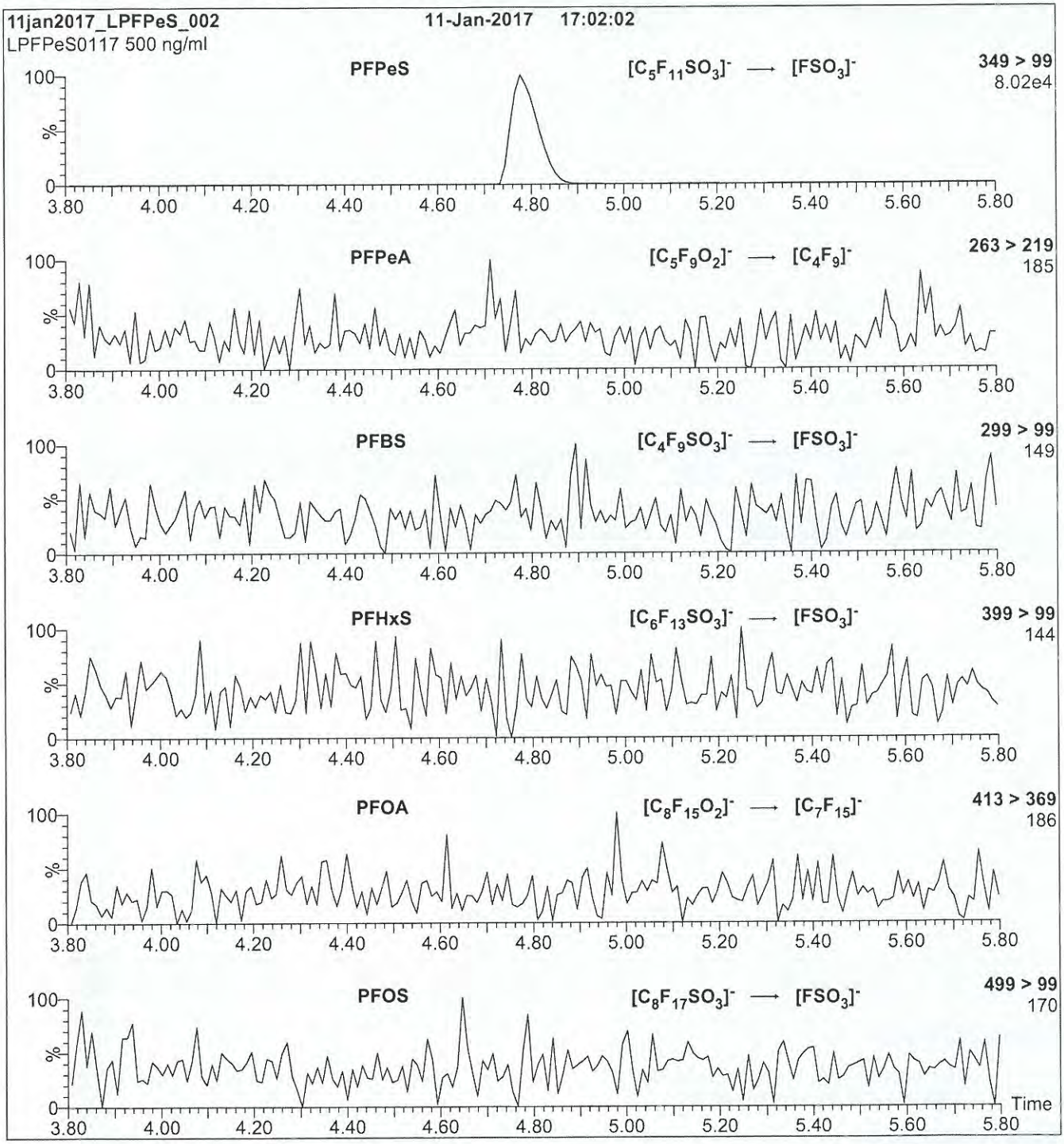

Conditions for Figure 2:

Injection: Direct loop injection
10 µl (500 ng/ml L-PFPeS)

Mobile phase: Isocratic 80% (80:20 MeOH:ACN) / 20% H_2O
(both with 10 mM NH_4OAc buffer)

Flow: 300 µl/min

MS Parameters

Collision Gas (mbar) = 3.39e-3
Collision Energy (eV) = 30

17K0817

WELLINGTON LABORATORIES

CERTIFICATE OF ANALYSIS DOCUMENTATION

PRODUCT CODE:	L-PFNS	**LOT NUMBER:**	LPFNS0917
COMPOUND:	Sodium perfluoro-1-nonanesulfonate		
STRUCTURE:		**CAS #:**	98789-57-2

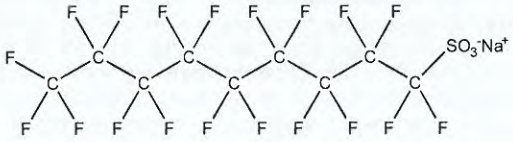

MOLECULAR FORMULA:	$C_9F_{19}SO_3Na$	**MOLECULAR WEIGHT:**	572.12
CONCENTRATION:	50.0 ± 2.5 µg/ml (Na salt) 48.0 ± 2.4 µg/ml (PFNS anion)	**SOLVENT(S):**	Methanol
CHEMICAL PURITY:	>98%		
LAST TESTED: (mm/dd/yyyy)	09/27/2017		
EXPIRY DATE: (mm/dd/yyyy)	09/27/2022		
RECOMMENDED STORAGE:	Store ampoule in a cool, dark place		

DOCUMENTATION/ DATA ATTACHED:

Figure 1: LC/MS Data (TIC and Mass Spectrum)
Figure 2: LC/MS/MS Data (Selected MRM Transitions)

ADDITIONAL INFORMATION:

- See page 2 for further details.

FOR LABORATORY USE ONLY: NOT FOR HUMAN OR DRUG USE

Certified By: _____ **Date:** 09/28/2017 (mm/dd/yyyy)
B.G. Chittim, General Manager

Wellington Laboratories Inc., 345 Southgate Dr. Guelph ON N1G 3M5 CANADA
519-822-2436 • Fax: 519-822-2849 • info@well-labs.com

17K0817

INTENDED USE:

The products prepared by Wellington Laboratories Inc. are for laboratory use only. This certified reference material (CRM) was designed to be used as a standard for the identification and/or quantification of the specific chemical compound it contains.

HAZARDS:

This product should only be used by qualified personnel familiar with its potential hazards and trained in the handling of hazardous chemicals. Due care should be exercised to prevent unnecessary human contact or ingestion. All procedures should be carried out in a well-functioning fume hood and suitable gloves, eye protection, and clothing should be worn at all times. Waste should be disposed of according to national and regional regulations. Safety Data Sheets (SDSs) are available upon request.

SYNTHESIS / CHARACTERIZATION:

Where possible, all of our products are synthesized using single-product unambiguous routes. They are then characterized, and their structures and purities confirmed, using a combination of the most relevant techniques, such as NMR, GC/MS, LC/MS/MS, SFC/UV/MS/MS, x-ray crystallography, and melting point. Isotopic purities of mass-labelled compounds are also confirmed using HRGC/HRMS and/or LC/MS/MS.

HOMOGENEITY:

Prior to solution preparation, crystalline material is tested for homogeneity using a variety of techniques (as stated above) and its solubility in a given diluent is taken into consideration. Duplicate solutions of a new product are prepared from the same crystalline lot and, after the addition of an appropriate internal standard, they are compared by GC/MS, LC/MS/MS and/or SFC/UV/MS/MS. The relative response factors of the analyte of interest in each solution are required to be <5% RSD. New solution lots of existing products are compared to older lots in the same manner, which further confirms the homogeneity of the crystalline material as well as the stability and homogeneity of the solutions in the storage containers. In order to maintain the integrity of the assigned value(s), and associated uncertainty, the dilution or injection of a subsample of this product should be performed using calibrated measuring equipment.

UNCERTAINTY:

The maximum combined relative standard uncertainty of our reference standard solutions is calculated using the following equation:

The combined relative standard uncertainty, $u_c(y)$, of a value y and the uncertainty of the independent parameters $x_1, x_2, \ldots x_n$ on which it depends is:

$$u_c(y(x_1, x_2, \ldots x_n)) = \sqrt{\sum_{i=1}^{n} u(y, x_i)^2}$$

where x is expressed as a relative standard uncertainty of the individual parameter.

The individual uncertainties taken into account include those associated with weights (calibration of the balance) and volumes (calibration of the volumetric glassware). An expanded maximum combined percent relative uncertainty of ±5% (calculated with a coverage factor of 2 and a level of confidence of 95%) is stated on the Certificate of Analysis for all of our products.

TRACEABILITY:

All reference standard solutions are traceable to specific crystalline lots. The microbalances used for solution preparation are regularly tested by an external ISO/IEC 17025 accredited calibration company. In addition, their calibration is verified prior to each weighing using calibrated NIST and/or NRC traceable external weights. All volumetric glassware used is calibrated, of Class A tolerance, and has been tested according to the appropriate ASTM procedures, which are ultimately traceable to NIST. For certain products, traceability to international interlaboratory studies has also been established.

EXPIRY DATE / PERIOD OF VALIDITY:

Ongoing stability studies of this product have demonstrated stability in its composition and concentration, until the specified expiry date, in the unopened ampoule. Monitoring for any degradation or change in concentration of the listed analyte(s) is performed on a routine basis.

LIMITED WARRANTY:

At the time of shipment, all products are warranted to be free of defects in material and workmanship and to conform to the stated technical and purity specifications.

QUALITY MANAGEMENT:

This product was produced using a Quality Management System registered to the latest versions of ISO 9001 by SAI Global, ISO/IEC 17025 by the Canadian Association for Laboratory Accreditation Inc. (CALA; A 1226), and ISO GUIDE 34 by ANSI-ASQ National Accreditation Board (ANAB; AR-1523).

CALA Testing Accreditation No. A 1226

ANAB ACCREDITED Reference Material Producer

For additional information or assistance concerning this or any other products from Wellington Laboratories Inc., please visit our website at www.well-labs.com or contact us directly at info@well-labs.com

17K0817

Figure 1: **L-PFNS; LC/MS Data (TIC and Mass Spectrum)**

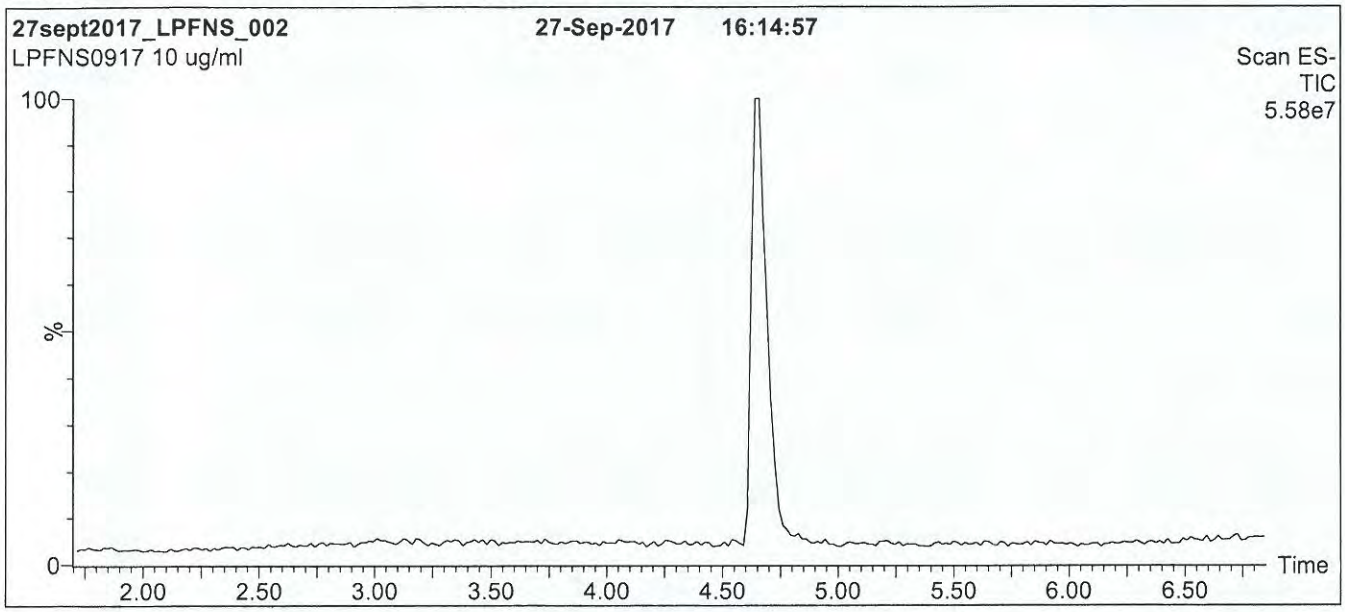

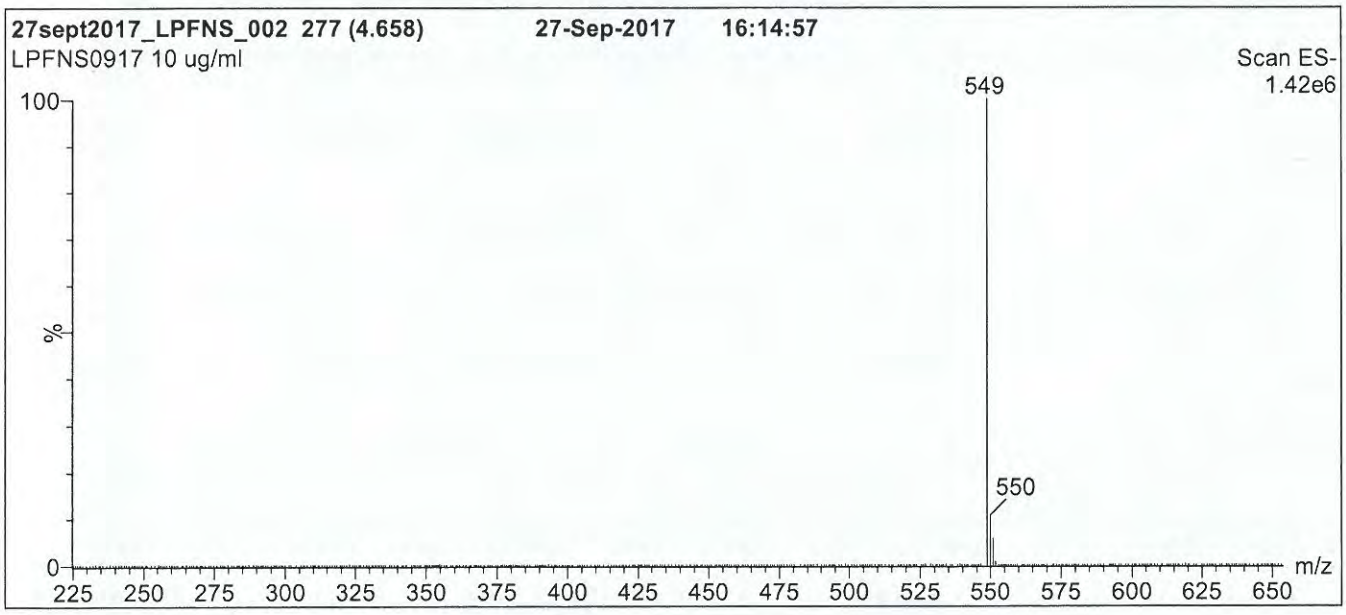

Conditions for Figure 1:

LC: **Waters Acquity Ultra Performance LC**
MS: **Micromass Quattro *micro* API MS**

Chromatographic Conditions

Column: Acquity UPLC BEH Shield RP_{18}
1.7 µm, 2.1 x 100 mm

Mobile phase: Gradient
Start: 50% (80:20 MeOH:ACN) / 50% H_2O
(both with 10 mM NH_4OAc buffer)
Ramp to 90% organic over 7 min and hold for 2 min
before returning to initial conditions in 0.5 min.
Time: 10 min

Flow: 300 µl/min

MS Parameters

Experiment: Full Scan (225 - 850 amu)

Source: Electrospray (negative)
Capillary Voltage (kV) = 2.00
Cone Voltage (V) = 65.00
Cone Gas Flow (l/hr) = 50
Desolvation Gas Flow (l/hr) = 750

17K0817

Figure 2: **L-PFNS; LC/MS/MS Data (Selected MRM Transitions)**

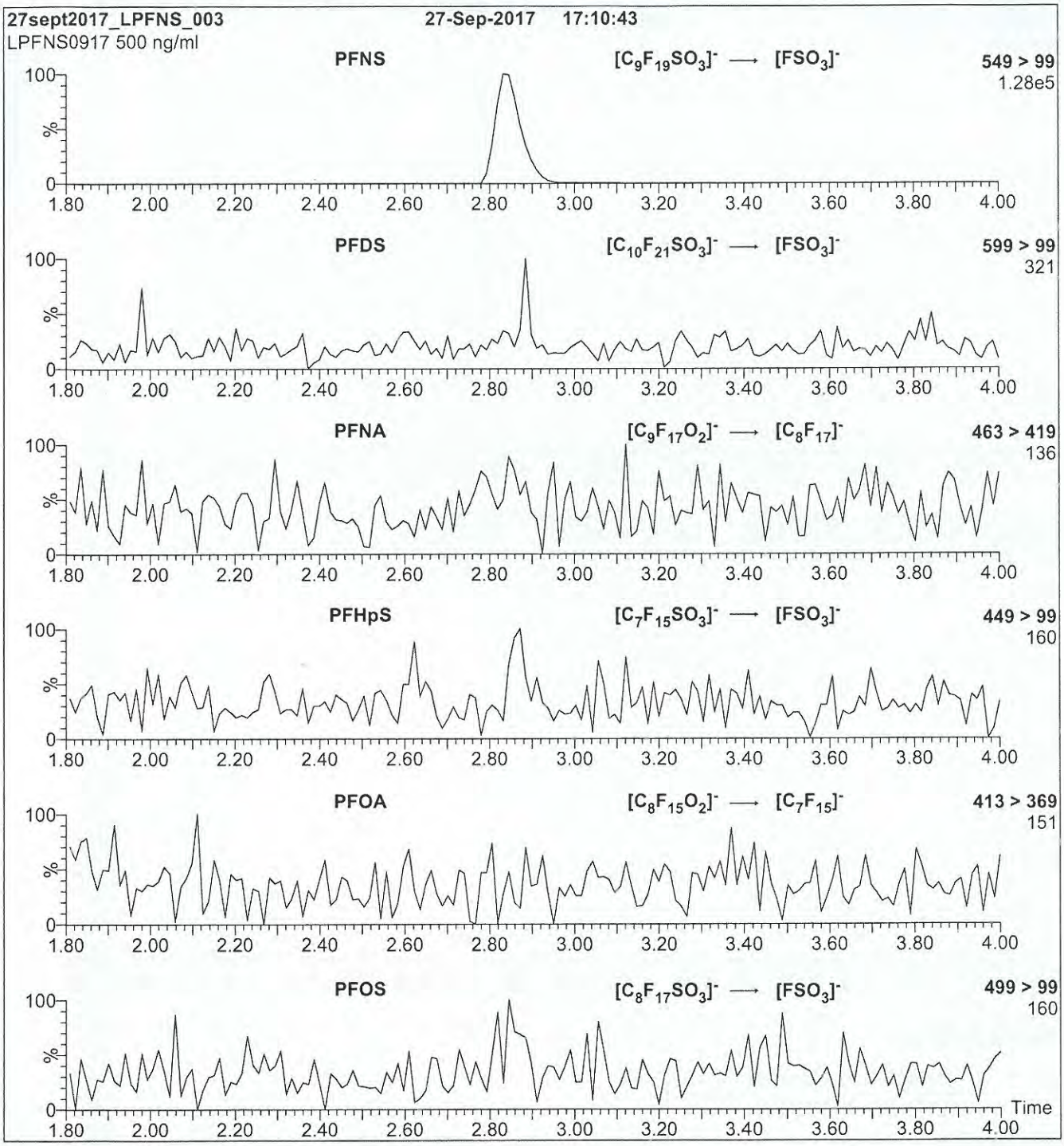

Conditions for Figure 2:

Injection: Direct loop injection
10 µl (500 ng/ml L-PFNS)

Mobile phase: Isocratic 80% (80:20 MeOH:ACN) / 20% H_2O
(both with 10 mM NH_4OAc buffer)

Flow: 300 µl/min

MS Parameters

Collision Gas (mbar) = 3.50e-3
Collision Energy (eV) = 45

17K0823

WELLINGTON LABORATORIES

CERTIFICATE OF ANALYSIS DOCUMENTATION

PRODUCT CODE: 4:2FTS **LOT NUMBER:** 42FTS1216

COMPOUND: Sodium 1H,1H,2H,2H-perfluorohexane sulfonate

STRUCTURE: **CAS #:** Not available

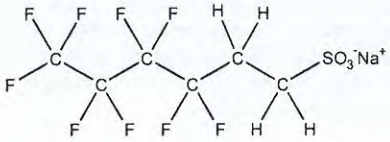

MOLECULAR FORMULA:	$C_6H_4F_9SO_3Na$		**MOLECULAR WEIGHT:**	350.13
CONCENTRATION:	50.0 ± 2.5 µg/ml	(Na salt)	**SOLVENT(S):**	Methanol
	46.7 ± 2.3 µg/ml	(4:2FTS anion)		
CHEMICAL PURITY:	>98%			
LAST TESTED: (mm/dd/yyyy)	12/12/2016			
EXPIRY DATE: (mm/dd/yyyy)	12/12/2021			
RECOMMENDED STORAGE:	Refrigerate ampoule			

DOCUMENTATION/ DATA ATTACHED:

Figure 1: LC/MS Data (TIC and Mass Spectrum)
Figure 2: LC/MS/MS Data (Selected MRM Transitions)

ADDITIONAL INFORMATION:

- See page 2 for further details.

FOR LABORATORY USE ONLY: NOT FOR HUMAN OR DRUG USE

Certified By: B.G. Chittim **Date:** 12/21/2016 (mm/dd/yyyy)

Wellington Laboratories Inc., 345 Southgate Dr. Guelph ON N1G 3M5 CANADA
519-822-2436 • Fax: 519-822-2849 • info@well-labs.com

17K0823

INTENDED USE:

The products prepared by Wellington Laboratories Inc. are for laboratory use only. This certified reference material (CRM) was designed to be used as a standard for the identification and/or quantification of the specific chemical compound it contains.

HAZARDS:

This product should only be used by qualified personnel familiar with its potential hazards and trained in the handling of hazardous chemicals. Due care should be exercised to prevent unnecessary human contact or ingestion. All procedures should be carried out in a well-functioning fume hood and suitable gloves, eye protection, and clothing should be worn at all times. Waste should be disposed of according to national and regional regulations. Safety Data Sheets (SDSs) are available upon request.

SYNTHESIS / CHARACTERIZATION:

Where possible, all of our products are synthesized using single-product unambiguous routes. They are then characterized, and their structures and purities confirmed, using a combination of the most relevant techniques, such as NMR, GC/MS, LC/MS/MS, SFC/UV/MS/MS, x-ray crystallography, and melting point. Isotopic purities of mass-labelled compounds are also confirmed using HRGC/HRMS and/or LC/MS/MS.

HOMOGENEITY:

Prior to solution preparation, crystalline material is tested for homogeneity using a variety of techniques (as stated above) and its solubility in a given diluent is taken into consideration. Duplicate solutions of a new product are prepared from the same crystalline lot and, after the addition of an appropriate internal standard, they are compared by GC/MS, LC/MS/MS and/or SFC/UV/MS/MS. The relative response factors of the analyte of interest in each solution are required to be <5% RSD. New solution lots of existing products are compared to older lots in the same manner, which further confirms the homogeneity of the crystalline material as well as the stability and homogeneity of the solutions in the storage containers.

UNCERTAINTY:

The maximum combined relative standard uncertainty of our reference standard solutions is calculated using the following equation:

The combined relative standard uncertainty, $u_c(y)$, of a value y and the uncertainty of the independent parameters $x_1, x_2, \ldots x_n$ on which it depends is:

$$u_c(y(x_1, x_2, \ldots x_n)) = \sqrt{\sum_{i=1}^{n} u(y, x_i)^2}$$

where x is expressed as a relative standard uncertainty of the individual parameter.

The individual uncertainties taken into account include those associated with weights (calibration of the balance) and volumes (calibration of the volumetric glassware). An expanded maximum combined percent relative uncertainty of ±5% (calculated with a coverage factor of 2 and a level of confidence of 95%) is stated on the Certificate of Analysis for all of our products.

TRACEABILITY:

All reference standard solutions are traceable to specific crystalline lots. The microbalances used for solution preparation are regularly tested by an external ISO/IEC 17025 accredited calibration company. In addition, their calibration is verified prior to each weighing using NIST and/or NRC traceable external weights. All volumetric glassware used is of Class A tolerance and has been tested according to the appropriate ASTM procedures, which are ultimately traceable to NIST. For certain products, traceability to international interlaboratory studies has also been established.

EXPIRY DATE / PERIOD OF VALIDITY:

Ongoing stability studies of this product have demonstrated stability in its composition and concentration, until the specified expiry date, in the unopened ampoule. Monitoring for any degradation or change in concentration of the listed analyte(s) is performed on a routine basis.

LIMITED WARRANTY:

At the time of shipment, all products are warranted to be free of defects in material and workmanship and to conform to the stated technical and purity specifications.

QUALITY MANAGEMENT:

This product was produced using a Quality Management System registered to the latest versions of ISO 9001 by SAI Global, ISO/IEC 17025 by the Canadian Association for Laboratory Accreditation Inc. (CALA; A 1226), and ISO GUIDE 34 by ANSI-ASQ National Accreditation Board (ANAB; AR-1523).

CALA Testing

ANAB ACCREDITED REFERENCE MATERIAL PRODUCER

For additional information or assistance concerning this or any other products from Wellington Laboratories Inc., please visit our website at www.well-labs.com or contact us directly at info@well-labs.com

~~17K080~~ KBF 11/8/17 17K0823

Figure 1: **4:2FTS; LC/MS Data (TIC and Mass Spectrum)**

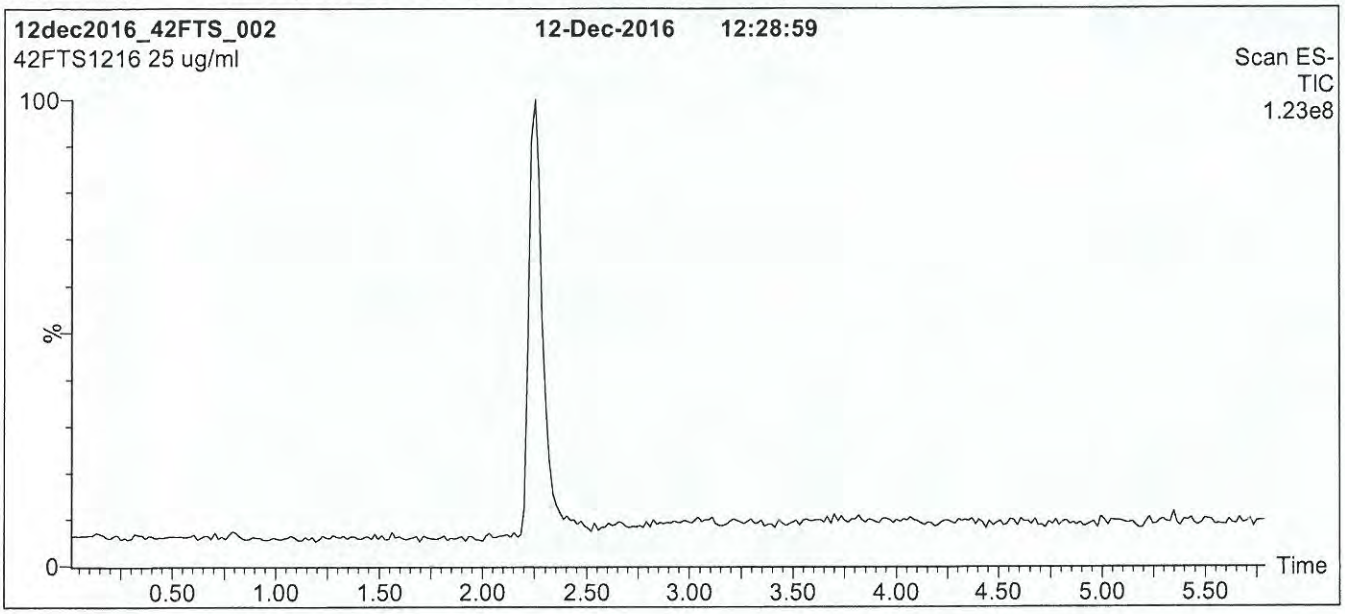

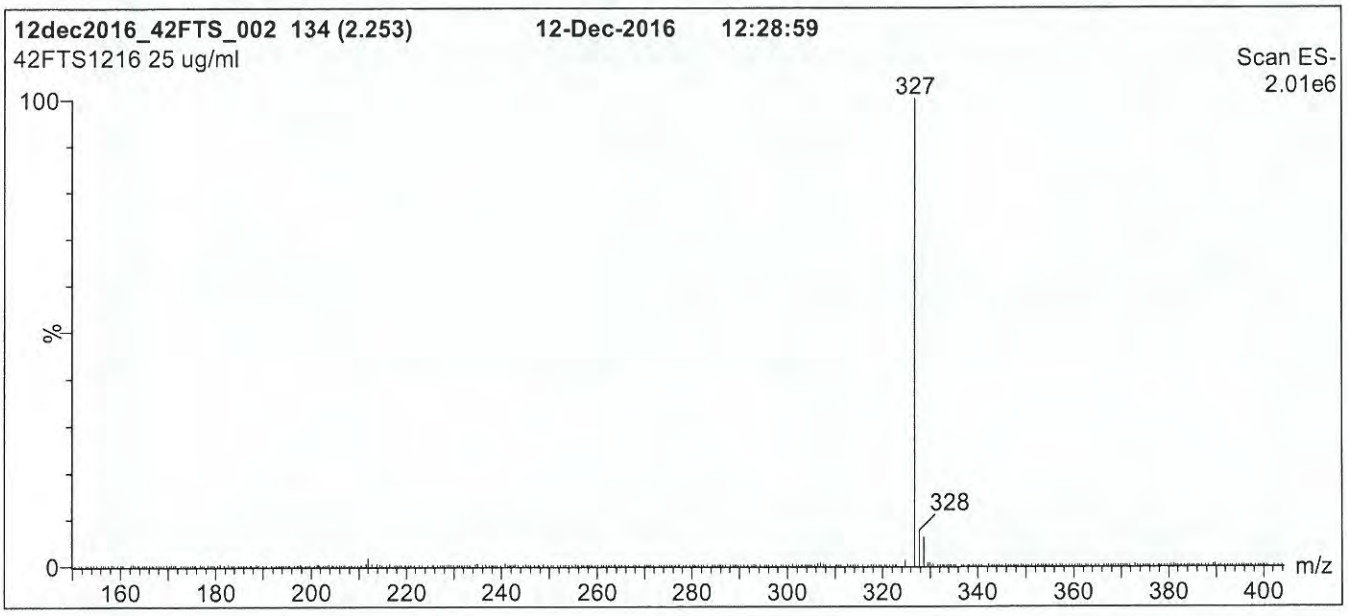

Conditions for Figure 1:

LC: **Waters Acquity Ultra Performance LC**
MS: **Micromass Quattro *micro* API MS**

Chromatographic Conditions

Column: Acquity UPLC BEH Shield RP_{18}
1.7 µm, 2.1 x 100 mm

Mobile phase: Gradient
Start: 50% (80:20 MeOH:ACN) / 50% H_2O
(both with 10 mM NH_4OAc buffer)
Ramp to 90% organic over 7.5 min and hold for 1.5 min
before returning to initial conditions in 0.5 min.
Time: 10 min

Flow: 300 µl/min

MS Parameters

Experiment: Full Scan (150 - 850 amu)

Source: Electrospray (negative)
Capillary Voltage (kV) = 3.00
Cone Voltage (V) = 25.00
Cone Gas Flow (l/hr) = 100
Desolvation Gas Flow (l/hr) = 750

17K0823

Figure 2: **4:2FTS; LC/MS/MS Data (Selected MRM Transitions)**

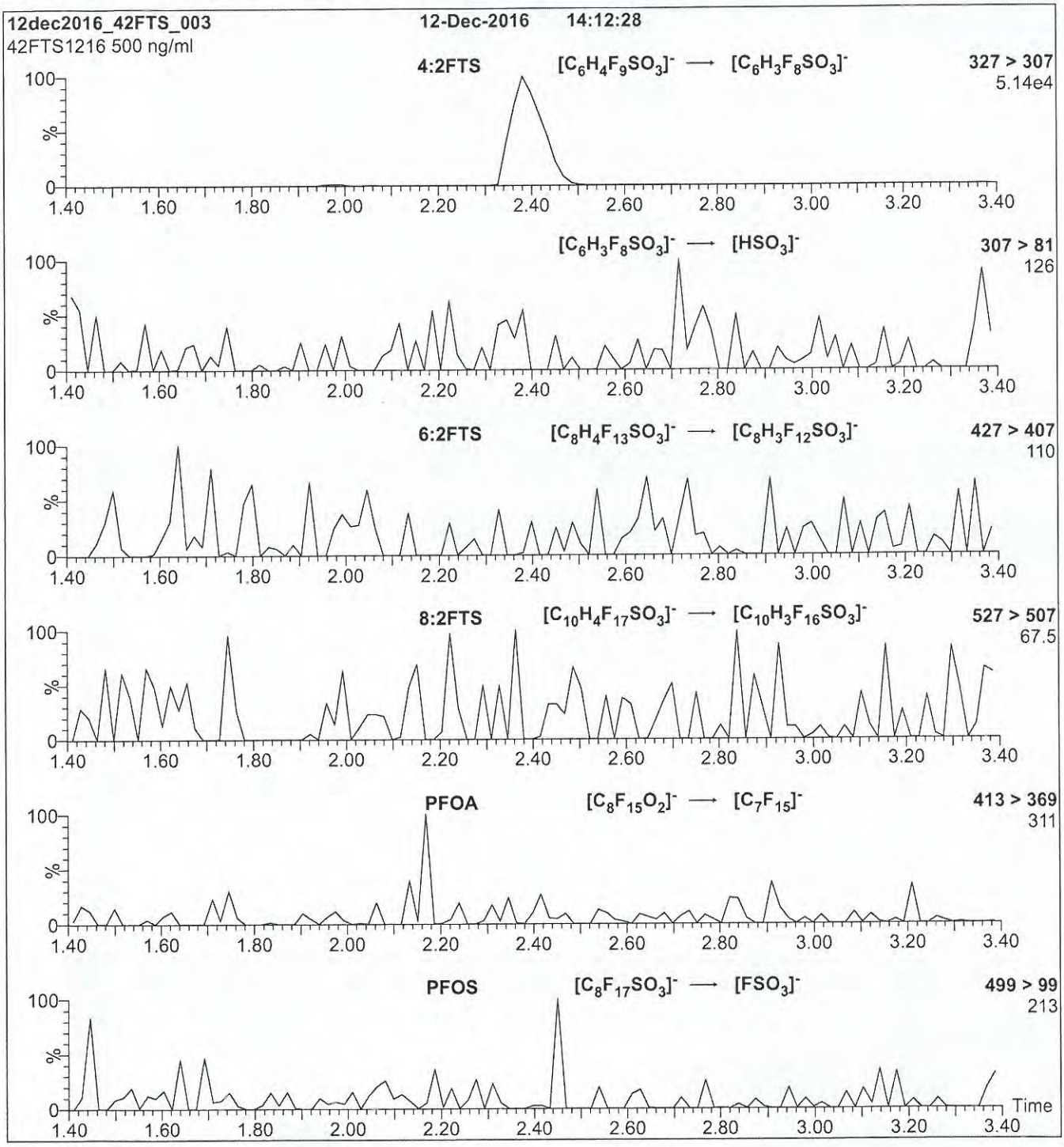

Conditions for Figure 2:

Injection: Direct loop injection
10 µl (500 ng/ml 4:2FTS)

Mobile phase: Isocratic 80% (80:20 MeOH:ACN) / 20% H_2O
(both with 10 mM NH_4OAc buffer)

Flow: 300 µl/min

MS Parameters

Collision Gas (mbar) = 3.31e-3
Collision Energy (eV) = 25

17L2008

WELLINGTON LABORATORIES

CERTIFICATE OF ANALYSIS
DOCUMENTATION

PRODUCT CODE: FOSA-I
COMPOUND: Perfluoro-1-octanesulfonamide

LOT NUMBER: FOSA0817I

STRUCTURE:

CAS #: 754-91-6

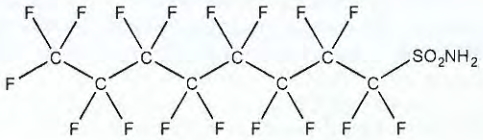

MOLECULAR FORMULA:	$C_8H_2F_{17}NO_2S$	**MOLECULAR WEIGHT:**	499.14
CONCENTRATION:	50 ± 2.5 µg/ml	**SOLVENT(S):**	Isopropanol
CHEMICAL PURITY:	>98%		
LAST TESTED: (mm/dd/yyyy)	09/01/2017		
EXPIRY DATE: (mm/dd/yyyy)	09/01/2022		
RECOMMENDED STORAGE:	Refrigerate ampoule		

DOCUMENTATION/ DATA ATTACHED:

Figure 1: LC/MS Data (TIC and Mass Spectrum)
Figure 2: LC/MS/MS Data (Selected MRM Transitions)

ADDITIONAL INFORMATION:

- See page 2 for further details.

FOR LABORATORY USE ONLY: NOT FOR HUMAN OR DRUG USE

Certified By: _____ **Date:** 09/14/2017 (mm/dd/yyyy)
B.G. Chittim, General Manager

Wellington Laboratories Inc., 345 Southgate Dr. Guelph ON N1G 3M5 CANADA
519-822-2436 • Fax: 519-822-2849 • info@well-labs.com

17L2008

INTENDED USE:

The products prepared by Wellington Laboratories Inc. are for laboratory use only. This certified reference material (CRM) was designed to be used as a standard for the identification and/or quantification of the specific chemical compound it contains.

HAZARDS:

This product should only be used by qualified personnel familiar with its potential hazards and trained in the handling of hazardous chemicals. Due care should be exercised to prevent unnecessary human contact or ingestion. All procedures should be carried out in a well-functioning fume hood and suitable gloves, eye protection, and clothing should be worn at all times. Waste should be disposed of according to national and regional regulations. Safety Data Sheets (SDSs) are available upon request.

SYNTHESIS / CHARACTERIZATION:

Where possible, all of our products are synthesized using single-product unambiguous routes. They are then characterized, and their structures and purities confirmed, using a combination of the most relevant techniques, such as NMR, GC/MS, LC/MS/MS, SFC/UV/MS/MS, x-ray crystallography, and melting point. Isotopic purities of mass-labelled compounds are also confirmed using HRGC/HRMS and/or LC/MS/MS.

HOMOGENEITY:

Prior to solution preparation, crystalline material is tested for homogeneity using a variety of techniques (as stated above) and its solubility in a given diluent is taken into consideration. Duplicate solutions of a new product are prepared from the same crystalline lot and, after the addition of an appropriate internal standard, they are compared by GC/MS, LC/MS/MS and/or SFC/UV/MS/MS. The relative response factors of the analyte of interest in each solution are required to be <5% RSD. New solution lots of existing products are compared to older lots in the same manner, which further confirms the homogeneity of the crystalline material as well as the stability and homogeneity of the solutions in the storage containers. In order to maintain the integrity of the assigned value(s), and associated uncertainty, the dilution or injection of a subsample of this product should be performed using calibrated measuring equipment.

UNCERTAINTY:

The maximum combined relative standard uncertainty of our reference standard solutions is calculated using the following equation:

The combined relative standard uncertainty, $u_c(y)$, of a value y and the uncertainty of the independent parameters $x_1, x_2, \ldots x_n$ on which it depends is:

$$u_c(y(x_1, x_2, \ldots x_n)) = \sqrt{\sum_{i=1}^{n} u(y, x_i)^2}$$

where x is expressed as a relative standard uncertainty of the individual parameter.

The individual uncertainties taken into account include those associated with weights (calibration of the balance) and volumes (calibration of the volumetric glassware). An expanded maximum combined percent relative uncertainty of ±5% (calculated with a coverage factor of 2 and a level of confidence of 95%) is stated on the Certificate of Analysis for all of our products.

TRACEABILITY:

All reference standard solutions are traceable to specific crystalline lots. The microbalances used for solution preparation are regularly tested by an external ISO/IEC 17025 accredited calibration company. In addition, their calibration is verified prior to each weighing using calibrated NIST and/or NRC traceable external weights. All volumetric glassware used is calibrated, of Class A tolerance, and has been tested according to the appropriate ASTM procedures, which are ultimately traceable to NIST. For certain products, traceability to international interlaboratory studies has also been established.

EXPIRY DATE / PERIOD OF VALIDITY:

Ongoing stability studies of this product have demonstrated stability in its composition and concentration, until the specified expiry date, in the unopened ampoule. Monitoring for any degradation or change in concentration of the listed analyte(s) is performed on a routine basis.

LIMITED WARRANTY:

At the time of shipment, all products are warranted to be free of defects in material and workmanship and to conform to the stated technical and purity specifications.

QUALITY MANAGEMENT:

This product was produced using a Quality Management System registered to the latest versions of ISO 9001 by SAI Global, ISO/IEC 17025 by the Canadian Association for Laboratory Accreditation Inc. (CALA; A 1226), and ISO GUIDE 34 by ANSI-ASQ National Accreditation Board (ANAB; AR-1523).

CALA

ANAB ACCREDITED

For additional information or assistance concerning this or any other products from Wellington Laboratories Inc., please visit our website at www.well-labs.com or contact us directly at info@well-labs.com

17L2008

Figure 1: **FOSA-I; LC/MS Data (TIC and Mass Spectrum)**

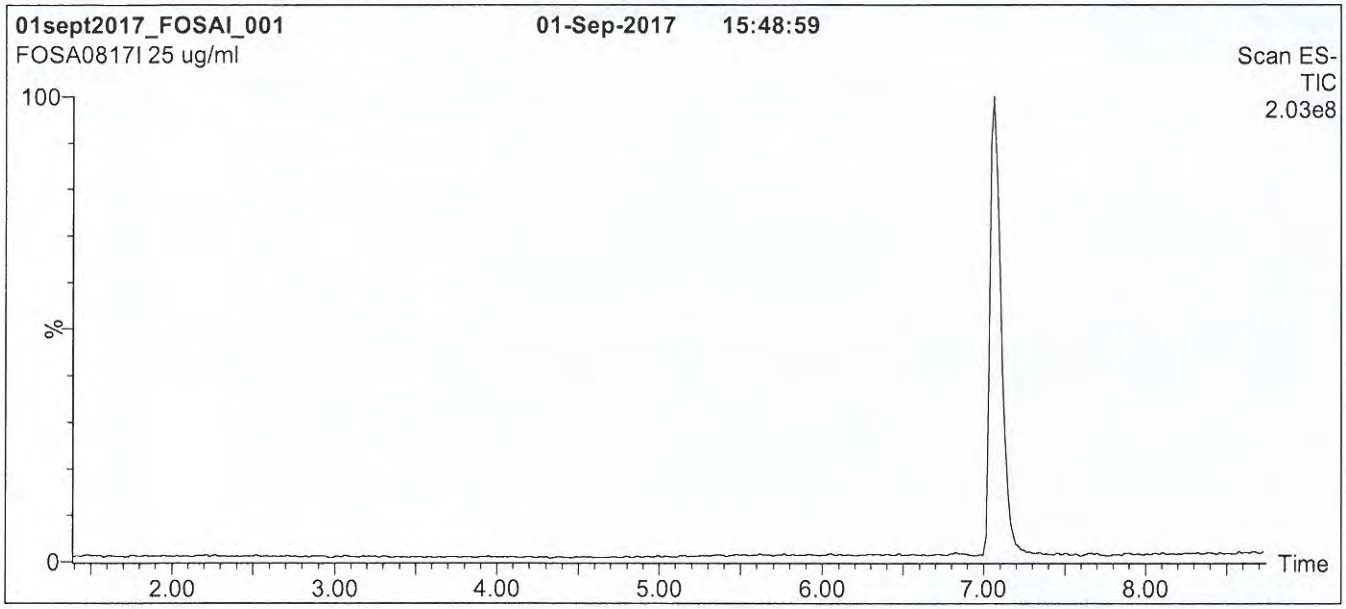

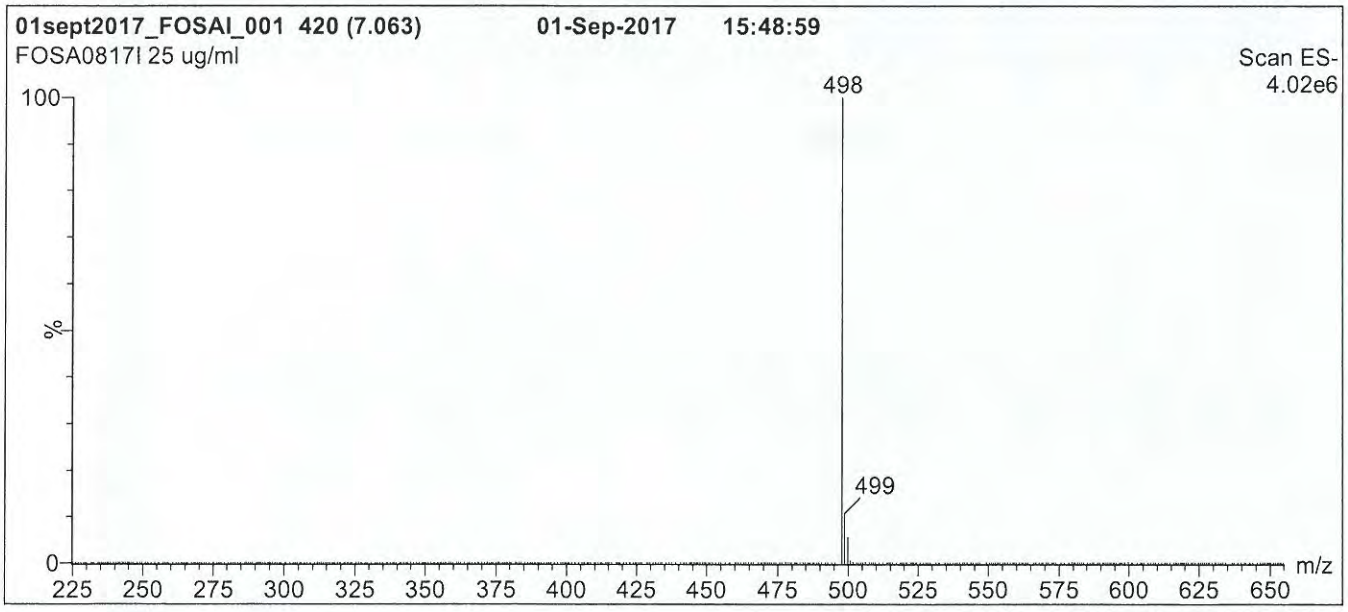

Conditions for Figure 1:

LC: **Waters Acquity Ultra Performance LC**
MS: **Micromass Quattro *micro* API MS**

Chromatographic Conditions

Column: Acquity UPLC BEH Shield RP_{18}
1.7 µm, 2.1 x 100 mm

Mobile phase: Gradient
Start: 50% (80:20 MeOH:ACN) / 50% H_2O
(both with 10 mM NH_4OAc buffer)
Ramp to 90% organic over 8 min and hold for 1 min
before returning to initial conditions in 0.5 min.
Time: 10 min

Flow: 300 µl/min

MS Parameters

Experiment: Full Scan (225 - 850 amu)

Source: Electrospray (negative)
Capillary Voltage (kV) = 2.50
Cone Voltage (V) = 40.00
Cone Gas Flow (l/hr) = 50
Desolvation Gas Flow (l/hr) = 750

17L2008

Figure 2: **FOSA-I; LC/MS/MS Data (Selected MRM Transitions)**

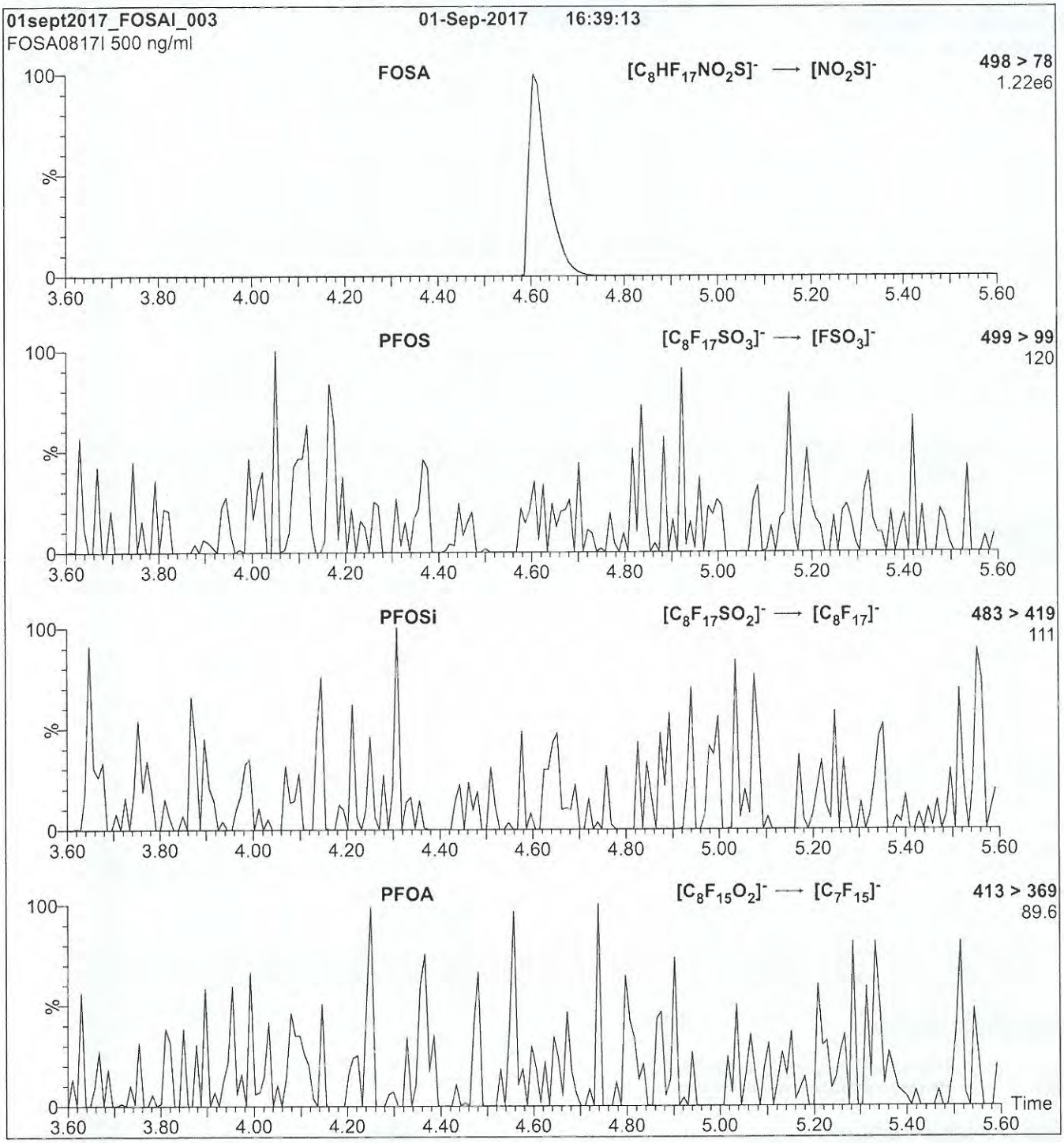

Conditions for Figure 2:

Injection: Direct loop injection
10 µl (500 ng/ml FOSA-I)

Mobile phase: Isocratic 80% (80:20 MeOH:ACN) / 20% H_2O
(both with 10 mM NH_4OAc buffer)

Flow: 300 µl/min

MS Parameters

Collision Gas (mbar) = 3.20e-3
Collision Energy (eV) = 30

17L2009

WELLINGTON LABORATORIES

CERTIFICATE OF ANALYSIS DOCUMENTATION

PRODUCT CODE: PFTeDA
COMPOUND: Perfluoro-n-tetradecanoic acid
LOT NUMBER: PFTeDA0917

STRUCTURE:
CAS #: 376-06-7

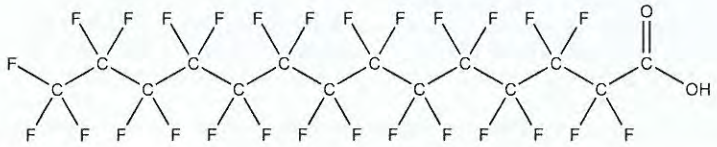

MOLECULAR FORMULA: $C_{14}HF_{27}O_2$
MOLECULAR WEIGHT: 714.11
CONCENTRATION: 50 ± 2.5 µg/ml
SOLVENT(S): Methanol
Water (<1%)

CHEMICAL PURITY: >98%
LAST TESTED: (mm/dd/yyyy) 09/21/2017
EXPIRY DATE: (mm/dd/yyyy) 09/21/2022
RECOMMENDED STORAGE: Store ampoule in a cool, dark place

DOCUMENTATION/ DATA ATTACHED:

Figure 1: LC/MS Data (TIC and Mass Spectrum)
Figure 2: LC/MS/MS Data (Selected MRM Transitions)

ADDITIONAL INFORMATION:

- See page 2 for further details.
- Contains 4 mole eq. of NaOH to prevent conversion of the carboxylic acid to the methyl ester.
- Contains ~ 0.2% of PFDoA ($C_{12}HF_{23}O_2$) and ~ 0.2% of PFPeDA ($C_{15}HF_{29}O_2$).

FOR LABORATORY USE ONLY: NOT FOR HUMAN OR DRUG USE

Certified By: _____ **Date:** 09/21/2017 (mm/dd/yyyy)
B.G. Chittim, General Manager

Wellington Laboratories Inc., 345 Southgate Dr. Guelph ON N1G 3M5 CANADA
519-822-2436 • Fax: 519-822-2849 • info@well-labs.com

17L2009

INTENDED USE:

The products prepared by Wellington Laboratories Inc. are for laboratory use only. This certified reference material (CRM) was designed to be used as a standard for the identification and/or quantification of the specific chemical compound it contains.

HAZARDS:

This product should only be used by qualified personnel familiar with its potential hazards and trained in the handling of hazardous chemicals. Due care should be exercised to prevent unnecessary human contact or ingestion. All procedures should be carried out in a well-functioning fume hood and suitable gloves, eye protection, and clothing should be worn at all times. Waste should be disposed of according to national and regional regulations. Safety Data Sheets (SDSs) are available upon request.

SYNTHESIS / CHARACTERIZATION:

Where possible, all of our products are synthesized using single-product unambiguous routes. They are then characterized, and their structures and purities confirmed, using a combination of the most relevant techniques, such as NMR, GC/MS, LC/MS/MS, SFC/UV/MS/MS, x-ray crystallography, and melting point. Isotopic purities of mass-labelled compounds are also confirmed using HRGC/HRMS and/or LC/MS/MS.

HOMOGENEITY:

Prior to solution preparation, crystalline material is tested for homogeneity using a variety of techniques (as stated above) and its solubility in a given diluent is taken into consideration. Duplicate solutions of a new product are prepared from the same crystalline lot and, after the addition of an appropriate internal standard, they are compared by GC/MS, LC/MS/MS and/or SFC/UV/MS/MS. The relative response factors of the analyte of interest in each solution are required to be <5% RSD. New solution lots of existing products are compared to older lots in the same manner, which further confirms the homogeneity of the crystalline material as well as the stability and homogeneity of the solutions in the storage containers. In order to maintain the integrity of the assigned value(s), and associated uncertainty, the dilution or injection of a subsample of this product should be performed using calibrated measuring equipment.

UNCERTAINTY:

The maximum combined relative standard uncertainty of our reference standard solutions is calculated using the following equation:

The combined relative standard uncertainty, $u_c(y)$, of a value y and the uncertainty of the independent parameters $x_1, x_2, \ldots x_n$ on which it depends is:

$$u_c(y(x_1, x_2, \ldots x_n)) = \sqrt{\sum_{i=1}^{n} u(y, x_i)^2}$$

where x is expressed as a relative standard uncertainty of the individual parameter.

The individual uncertainties taken into account include those associated with weights (calibration of the balance) and volumes (calibration of the volumetric glassware). An expanded maximum combined percent relative uncertainty of ±5% (calculated with a coverage factor of 2 and a level of confidence of 95%) is stated on the Certificate of Analysis for all of our products.

TRACEABILITY:

All reference standard solutions are traceable to specific crystalline lots. The microbalances used for solution preparation are regularly tested by an external ISO/IEC 17025 accredited calibration company. In addition, their calibration is verified prior to each weighing using calibrated NIST and/or NRC traceable external weights. All volumetric glassware used is calibrated, of Class A tolerance, and has been tested according to the appropriate ASTM procedures, which are ultimately traceable to NIST. For certain products, traceability to international interlaboratory studies has also been established.

EXPIRY DATE / PERIOD OF VALIDITY:

Ongoing stability studies of this product have demonstrated stability in its composition and concentration, until the specified expiry date, in the unopened ampoule. Monitoring for any degradation or change in concentration of the listed analyte(s) is performed on a routine basis.

LIMITED WARRANTY:

At the time of shipment, all products are warranted to be free of defects in material and workmanship and to conform to the stated technical and purity specifications.

QUALITY MANAGEMENT:

This product was produced using a Quality Management System registered to the latest versions of ISO 9001 by SAI Global, ISO/IEC 17025 by the Canadian Association for Laboratory Accreditation Inc. (CALA; A 1226), and ISO GUIDE 34 by ANSI-ASQ National Accreditation Board (ANAB; AR-1523).

CALA

ANAB ACCREDITED

For additional information or assistance concerning this or any other products from Wellington Laboratories Inc., please visit our website at www.well-labs.com or contact us directly at info@well-labs.com

17L2009

Figure 1: **PFTeDA; LC/MS Data (TIC and Mass Spectrum)**

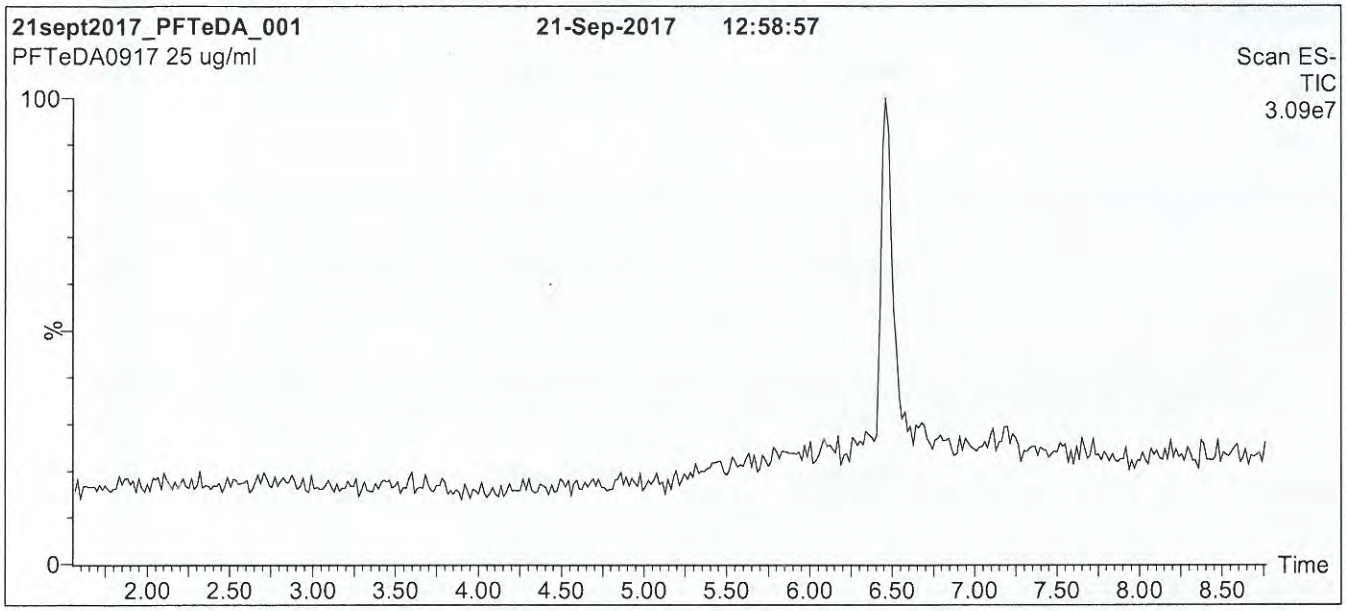

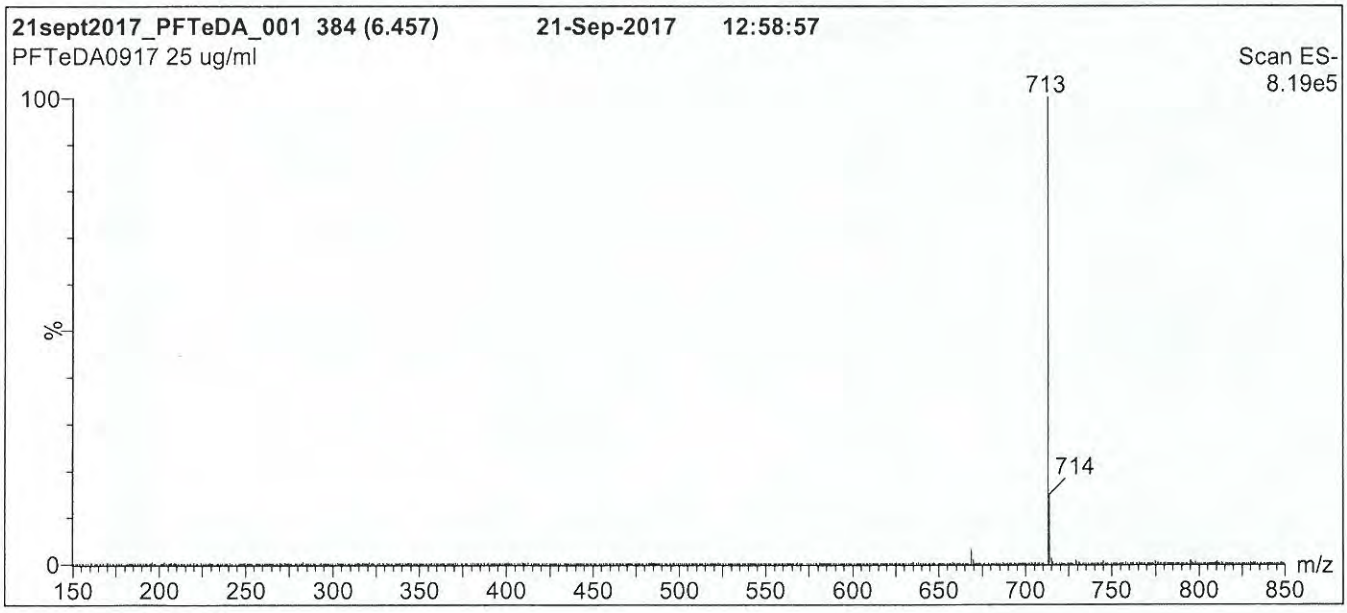

Conditions for Figure 1:

LC: **Waters Acquity Ultra Performance LC**
MS: **Micromass Quattro *micro* API MS**

Chromatographic Conditions

Column: Acquity UPLC BEH Shield RP_{18}
1.7 µm, 2.1 x 100 mm

Mobile phase: Gradient
Start: 55% (80:20 MeOH:ACN) / 45% H_2O
(both with 10 mM NH_4OAc buffer)
Ramp to 90% organic over 7.5 min and hold for 1.5 min before returning to initial conditions in 0.5 min.
Time: 10 min

Flow: 300 µl/min

MS Parameters

Experiment: Full Scan (150 - 850 amu)

Source: Electrospray (negative)
Capillary Voltage (kV) = 3.00
Cone Voltage (V) = 15.00
Cone Gas Flow (l/hr) = 60
Desolvation Gas Flow (l/hr) = 750

17L2009

Figure 2: **PFTeDA; LC/MS/MS Data (Selected MRM Transitions)**

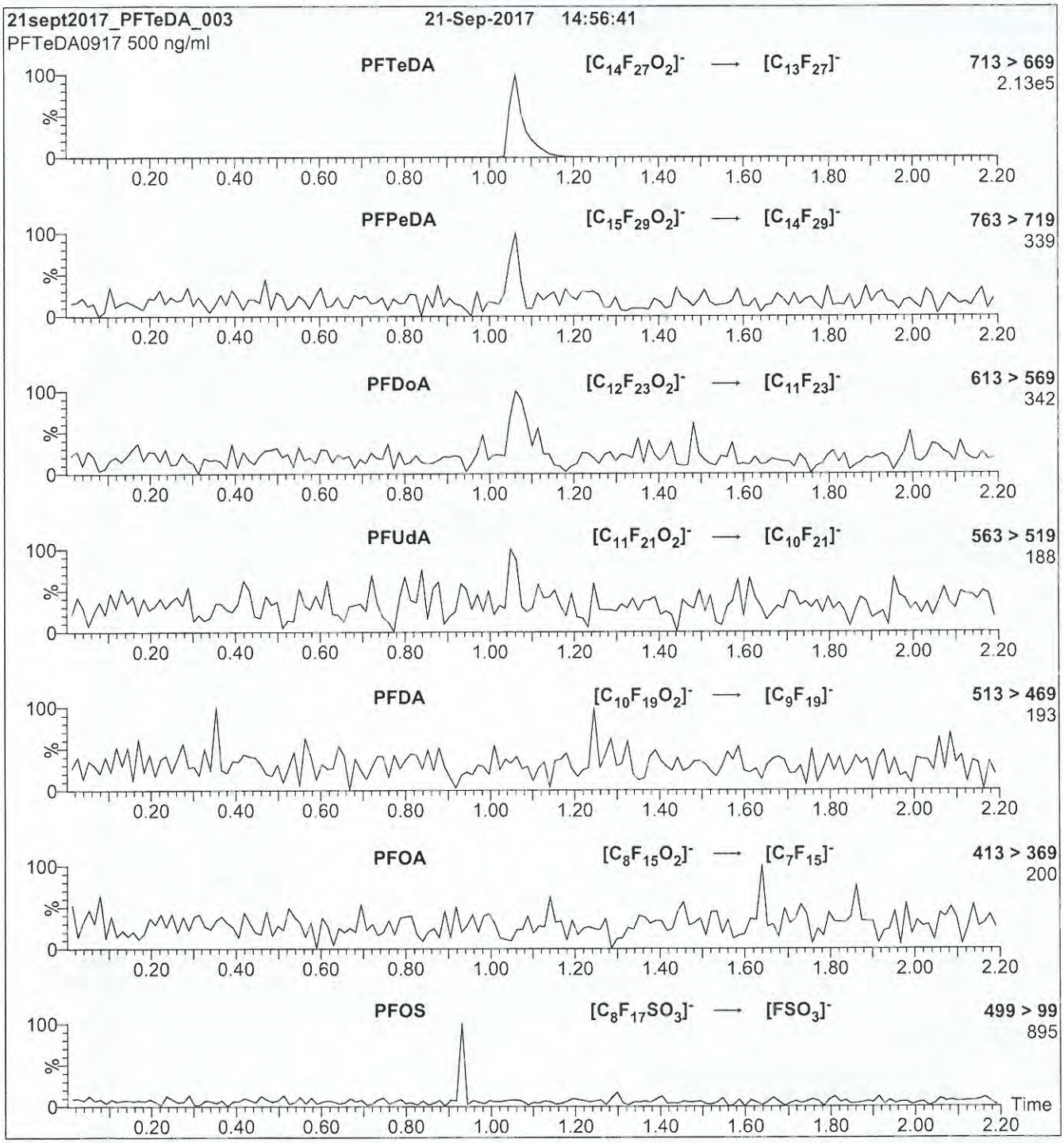

Conditions for Figure 2:

Injection: Direct loop injection
10 µl (500 ng/ml PFTeDA)

Mobile phase: Isocratic 80% (80:20 MeOH:ACN) / 20% H_2O
(both with 10 mM NH_4OAc buffer)

Flow: 300 µl/min

MS Parameters

Collision Gas (mbar) = 3.46e-3
Collision Energy (eV) = 14

17L2013

WELLINGTON LABORATORIES

CERTIFICATE OF ANALYSIS
DOCUMENTATION

PRODUCT CODE: PFDA
COMPOUND: Perfluoro-n-decanoic acid
LOT NUMBER: PFDA0517

STRUCTURE:
CAS #: 335-76-2

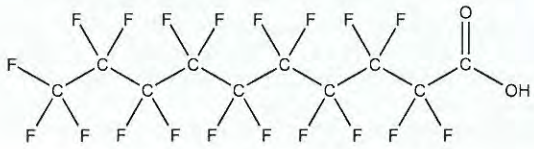

MOLECULAR FORMULA: $C_{10}HF_{19}O_2$
MOLECULAR WEIGHT: 514.08
CONCENTRATION: 50 ± 2.5 µg/ml
SOLVENT(S): Methanol
Water (<1%)

CHEMICAL PURITY: >98%
LAST TESTED: (mm/dd/yyyy) 05/29/2017
EXPIRY DATE: (mm/dd/yyyy) 05/29/2022
RECOMMENDED STORAGE: Store ampoule in a cool, dark place

DOCUMENTATION/ DATA ATTACHED:

Figure 1: LC/MS Data (TIC and Mass Spectrum)
Figure 2: LC/MS/MS Data (Selected MRM Transitions)

ADDITIONAL INFORMATION:

- See page 2 for further details.
- Contains 4 mole eq. of NaOH to prevent conversion of the carboxylic acid to the methyl ester.
- Contains ~ 0.2% of perfluoro-n-nonanoic acid (PFNA).

FOR LABORATORY USE ONLY: NOT FOR HUMAN OR DRUG USE

Certified By: _____ **Date:** 05/30/2017 (mm/dd/yyyy)
B.G. Chittim, General Manager

Wellington Laboratories Inc., 345 Southgate Dr. Guelph ON N1G 3M5 CANADA
519-822-2436 • Fax: 519-822-2849 • info@well-labs.com

17L2013

INTENDED USE:

The products prepared by Wellington Laboratories Inc. are for laboratory use only. This certified reference material (CRM) was designed to be used as a standard for the identification and/or quantification of the specific chemical compound it contains.

HAZARDS:

This product should only be used by qualified personnel familiar with its potential hazards and trained in the handling of hazardous chemicals. Due care should be exercised to prevent unnecessary human contact or ingestion. All procedures should be carried out in a well-functioning fume hood and suitable gloves, eye protection, and clothing should be worn at all times. Waste should be disposed of according to national and regional regulations. Safety Data Sheets (SDSs) are available upon request.

SYNTHESIS / CHARACTERIZATION:

Where possible, all of our products are synthesized using single-product unambiguous routes. They are then characterized, and their structures and purities confirmed, using a combination of the most relevant techniques, such as NMR, GC/MS, LC/MS/MS, SFC/UV/MS/MS, x-ray crystallography, and melting point. Isotopic purities of mass-labelled compounds are also confirmed using HRGC/HRMS and/or LC/MS/MS.

HOMOGENEITY:

Prior to solution preparation, crystalline material is tested for homogeneity using a variety of techniques (as stated above) and its solubility in a given diluent is taken into consideration. Duplicate solutions of a new product are prepared from the same crystalline lot and, after the addition of an appropriate internal standard, they are compared by GC/MS, LC/MS/MS and/or SFC/UV/MS/MS. The relative response factors of the analyte of interest in each solution are required to be <5% RSD. New solution lots of existing products are compared to older lots in the same manner, which further confirms the homogeneity of the crystalline material as well as the stability and homogeneity of the solutions in the storage containers. In order to maintain the integrity of the assigned value(s), and associated uncertainty, the dilution or injection of a subsample of this product should be performed using calibrated measuring equipment.

UNCERTAINTY:

The maximum combined relative standard uncertainty of our reference standard solutions is calculated using the following equation:

The combined relative standard uncertainty, $u_c(y)$, of a value y and the uncertainty of the independent parameters $x_1, x_2, \ldots x_n$ on which it depends is:

$$u_c(y(x_1, x_2, \ldots x_n)) = \sqrt{\sum_{i=1}^{n} u(y, x_i)^2}$$

where x is expressed as a relative standard uncertainty of the individual parameter.

The individual uncertainties taken into account include those associated with weights (calibration of the balance) and volumes (calibration of the volumetric glassware). An expanded maximum combined percent relative uncertainty of ±5% (calculated with a coverage factor of 2 and a level of confidence of 95%) is stated on the Certificate of Analysis for all of our products.

TRACEABILITY:

All reference standard solutions are traceable to specific crystalline lots. The microbalances used for solution preparation are regularly tested by an external ISO/IEC 17025 accredited calibration company. In addition, their calibration is verified prior to each weighing using calibrated NIST and/or NRC traceable external weights. All volumetric glassware used is calibrated, of Class A tolerance, and has been tested according to the appropriate ASTM procedures, which are ultimately traceable to NIST. For certain products, traceability to international interlaboratory studies has also been established.

EXPIRY DATE / PERIOD OF VALIDITY:

Ongoing stability studies of this product have demonstrated stability in its composition and concentration, until the specified expiry date, in the unopened ampoule. Monitoring for any degradation or change in concentration of the listed analyte(s) is performed on a routine basis.

LIMITED WARRANTY:

At the time of shipment, all products are warranted to be free of defects in material and workmanship and to conform to the stated technical and purity specifications.

QUALITY MANAGEMENT:

This product was produced using a Quality Management System registered to the latest versions of ISO 9001 by SAI Global, ISO/IEC 17025 by the Canadian Association for Laboratory Accreditation Inc. (CALA; A 1226), and ISO GUIDE 34 by ANSI-ASQ National Accreditation Board (ANAB; AR-1523).

CALA

ANAB ACCREDITED

For additional information or assistance concerning this or any other products from Wellington Laboratories Inc., please visit our website at www.well-labs.com or contact us directly at info@well-labs.com

17L2013

Figure 1: **PFDA; LC/MS Data (TIC and Mass Spectrum)**

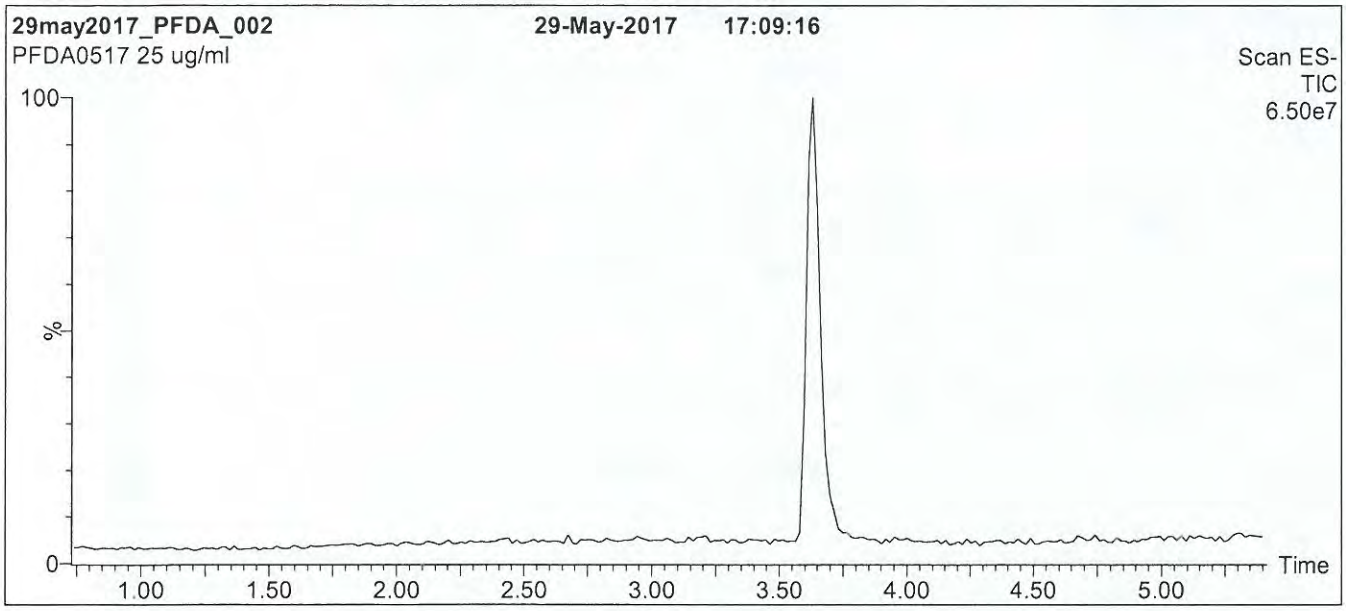

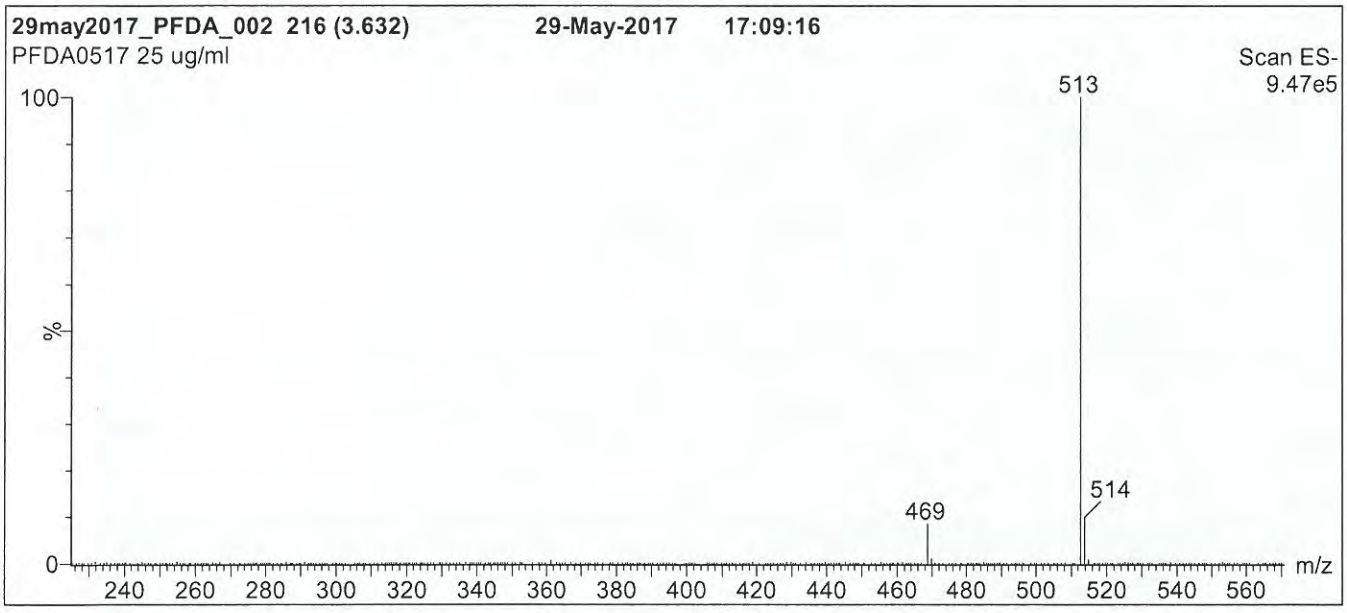

Conditions for Figure 1:

LC: **Waters Acquity Ultra Performance LC**
MS: **Micromass Quattro *micro* API MS**

Chromatographic Conditions

Column: Acquity UPLC BEH Shield RP_{18}
1.7 µm, 2.1 x 100 mm

Mobile phase: Gradient
Start: 60% (80:20 MeOH:ACN) / 40% H_2O
(both with 10 mM NH_4OAc buffer)
Ramp to 90% organic over 7 min and hold for
1.5 min before returning to initial conditions in 0.5 min.
Time: 10 min

Flow: 300 µl/min

MS Parameters

Experiment: Full Scan (225 - 850 amu)

Source: Electrospray (negative)
Capillary Voltage (kV) = 3.00
Cone Voltage (V) = 15.00
Cone Gas Flow (l/hr) = 50
Desolvation Gas Flow (l/hr) = 750

17L2013

Figure 2: **PFDA; LC/MS/MS Data (Selected MRM Transitions)**

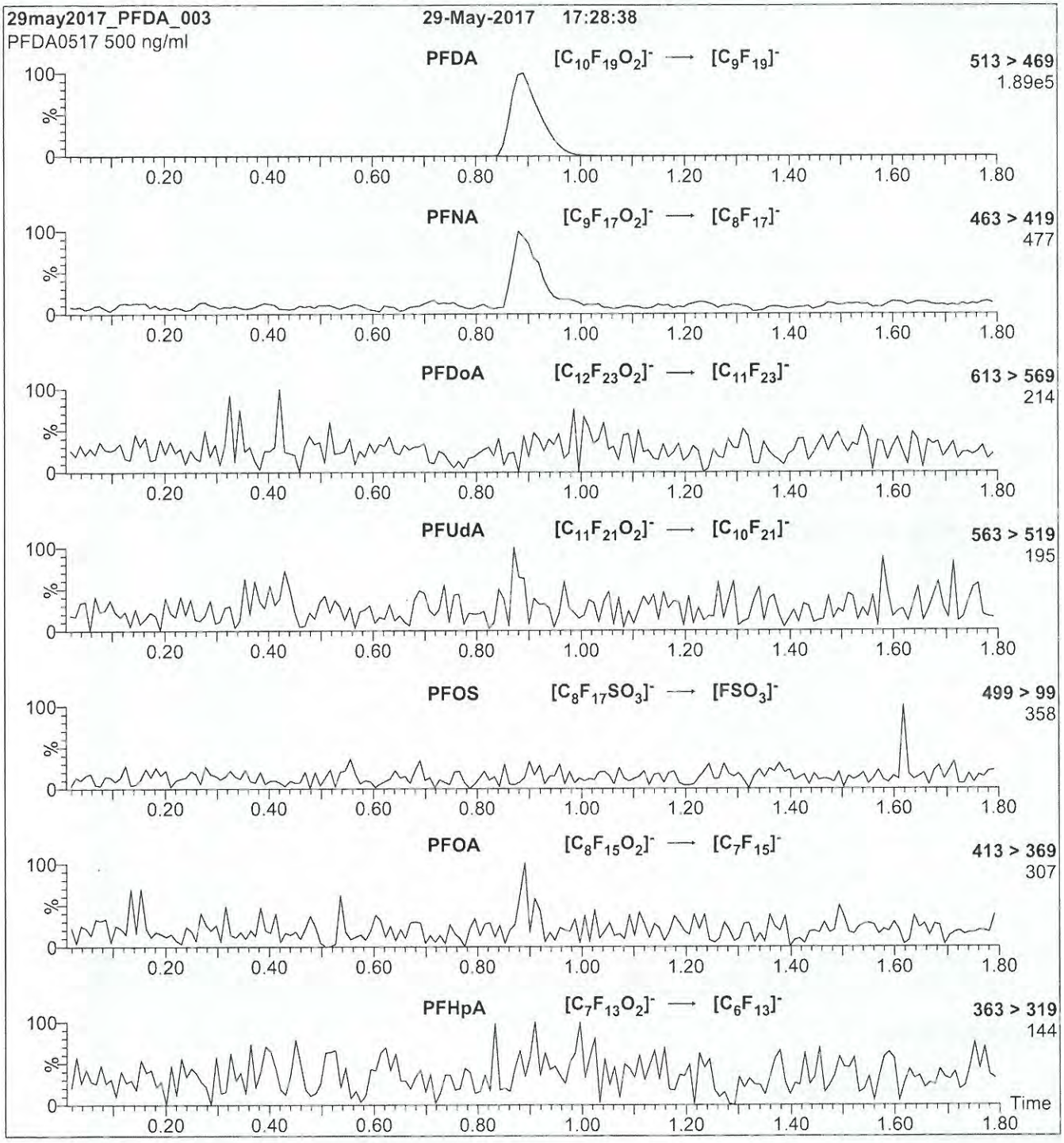

Conditions for Figure 2:

Injection: Direct loop injection
10 µl (500 ng/ml PFDA)

Mobile phase: Isocratic 80% (80:20 MeOH:ACN) / 20% H_2O
(both with 10 mM NH_4OAc buffer)

Flow: 300 µl/min

MS Parameters

Collision Gas (mbar) = 3.20e-3
Collision Energy (eV) = 13

17L2014

WELLINGTON LABORATORIES

CERTIFICATE OF ANALYSIS
DOCUMENTATION

PRODUCT CODE: PFHxA
COMPOUND: Perfluoro-n-hexanoic acid

LOT NUMBER: PFHxA0917

STRUCTURE:

CAS #: 307-24-4

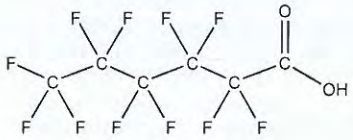

MOLECULAR FORMULA: $C_6HF_{11}O_2$
CONCENTRATION: 50 ± 2.5 µg/ml

MOLECULAR WEIGHT: 314.05
SOLVENT(S): Methanol
Water (<1%)

CHEMICAL PURITY: >98%
LAST TESTED: (mm/dd/yyyy) 09/27/2017
EXPIRY DATE: (mm/dd/yyyy) 09/27/2022
RECOMMENDED STORAGE: Store ampoule in a cool, dark place

DOCUMENTATION/ DATA ATTACHED:

Figure 1: LC/MS Data (TIC and Mass Spectrum)
Figure 2: LC/MS/MS Data (Selected MRM Transitions)

ADDITIONAL INFORMATION:

- See page 2 for further details.
- Contains 4 mole eq. of NaOH to prevent conversion of the carboxylic acid to the methyl ester.
- Contains ~ 1.0% of branched isomers.

FOR LABORATORY USE ONLY: NOT FOR HUMAN OR DRUG USE

Certified By: _____ **Date:** 11/01/2017 (mm/dd/yyyy)
B.G. Chittim, General Manager

Wellington Laboratories Inc., 345 Southgate Dr. Guelph ON N1G 3M5 CANADA
519-822-2436 • Fax: 519-822-2849 • info@well-labs.com

17L 2014

INTENDED USE:

The products prepared by Wellington Laboratories Inc. are for laboratory use only. This certified reference material (CRM) was designed to be used as a standard for the identification and/or quantification of the specific chemical compound it contains.

HAZARDS:

This product should only be used by qualified personnel familiar with its potential hazards and trained in the handling of hazardous chemicals. Due care should be exercised to prevent unnecessary human contact or ingestion. All procedures should be carried out in a well-functioning fume hood and suitable gloves, eye protection, and clothing should be worn at all times. Waste should be disposed of according to national and regional regulations. Safety Data Sheets (SDSs) are available upon request.

SYNTHESIS / CHARACTERIZATION:

Where possible, all of our products are synthesized using single-product unambiguous routes. They are then characterized, and their structures and purities confirmed, using a combination of the most relevant techniques, such as NMR, GC/MS, LC/MS/MS, SFC/UV/MS/MS, x-ray crystallography, and melting point. Isotopic purities of mass-labelled compounds are also confirmed using HRGC/HRMS and/or LC/MS/MS.

HOMOGENEITY:

Prior to solution preparation, crystalline material is tested for homogeneity using a variety of techniques (as stated above) and its solubility in a given diluent is taken into consideration. Duplicate solutions of a new product are prepared from the same crystalline lot and, after the addition of an appropriate internal standard, they are compared by GC/MS, LC/MS/MS and/or SFC/UV/MS/MS. The relative response factors of the analyte of interest in each solution are required to be <5% RSD. New solution lots of existing products are compared to older lots in the same manner, which further confirms the homogeneity of the crystalline material as well as the stability and homogeneity of the solutions in the storage containers. In order to maintain the integrity of the assigned value(s), and associated uncertainty, the dilution or injection of a subsample of this product should be performed using calibrated measuring equipment.

UNCERTAINTY:

The maximum combined relative standard uncertainty of our reference standard solutions is calculated using the following equation:

The combined relative standard uncertainty, $u_c(y)$, of a value y and the uncertainty of the independent parameters $x_1, x_2, \ldots x_n$ on which it depends is:

$$u_c(y(x_1, x_2, \ldots x_n)) = \sqrt{\sum_{i=1}^{n} u(y, x_i)^2}$$

where x is expressed as a relative standard uncertainty of the individual parameter.

The individual uncertainties taken into account include those associated with weights (calibration of the balance) and volumes (calibration of the volumetric glassware). An expanded maximum combined percent relative uncertainty of ±5% (calculated with a coverage factor of 2 and a level of confidence of 95%) is stated on the Certificate of Analysis for all of our products.

TRACEABILITY:

All reference standard solutions are traceable to specific crystalline lots. The microbalances used for solution preparation are regularly tested by an external ISO/IEC 17025 accredited calibration company. In addition, their calibration is verified prior to each weighing using calibrated NIST and/or NRC traceable external weights. All volumetric glassware used is calibrated, of Class A tolerance, and has been tested according to the appropriate ASTM procedures, which are ultimately traceable to NIST. For certain products, traceability to international interlaboratory studies has also been established.

EXPIRY DATE / PERIOD OF VALIDITY:

Ongoing stability studies of this product have demonstrated stability in its composition and concentration, until the specified expiry date, in the unopened ampoule. Monitoring for any degradation or change in concentration of the listed analyte(s) is performed on a routine basis.

LIMITED WARRANTY:

At the time of shipment, all products are warranted to be free of defects in material and workmanship and to conform to the stated technical and purity specifications.

QUALITY MANAGEMENT:

This product was produced using a Quality Management System registered to the latest versions of ISO 9001 by SAI Global, ISO/IEC 17025 by the Canadian Association for Laboratory Accreditation Inc. (CALA; A 1226), and ISO GUIDE 34 by ANSI-ASQ National Accreditation Board (ANAB; AR-1523).

CALA

ANAB ACCREDITED

For additional information or assistance concerning this or any other products from Wellington Laboratories Inc., please visit our website at www.well-labs.com or contact us directly at info@well-labs.com

17L 2014

Figure 1: **PFHxA; LC/MS Data (TIC and Mass Spectrum)**

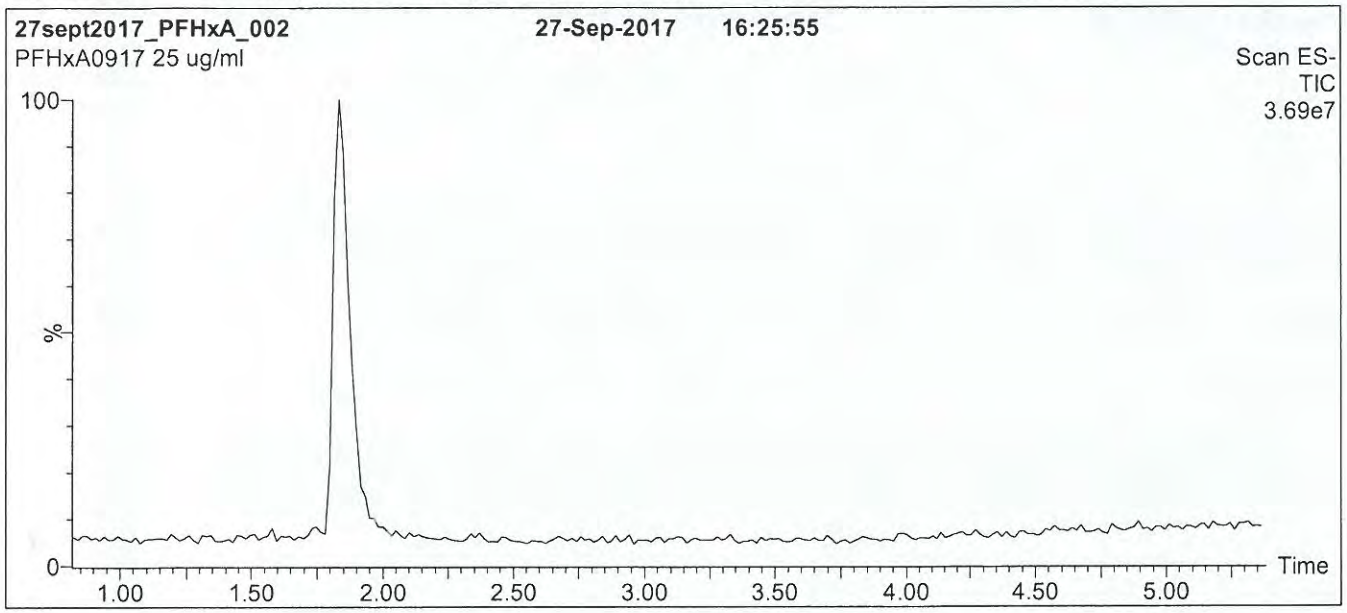

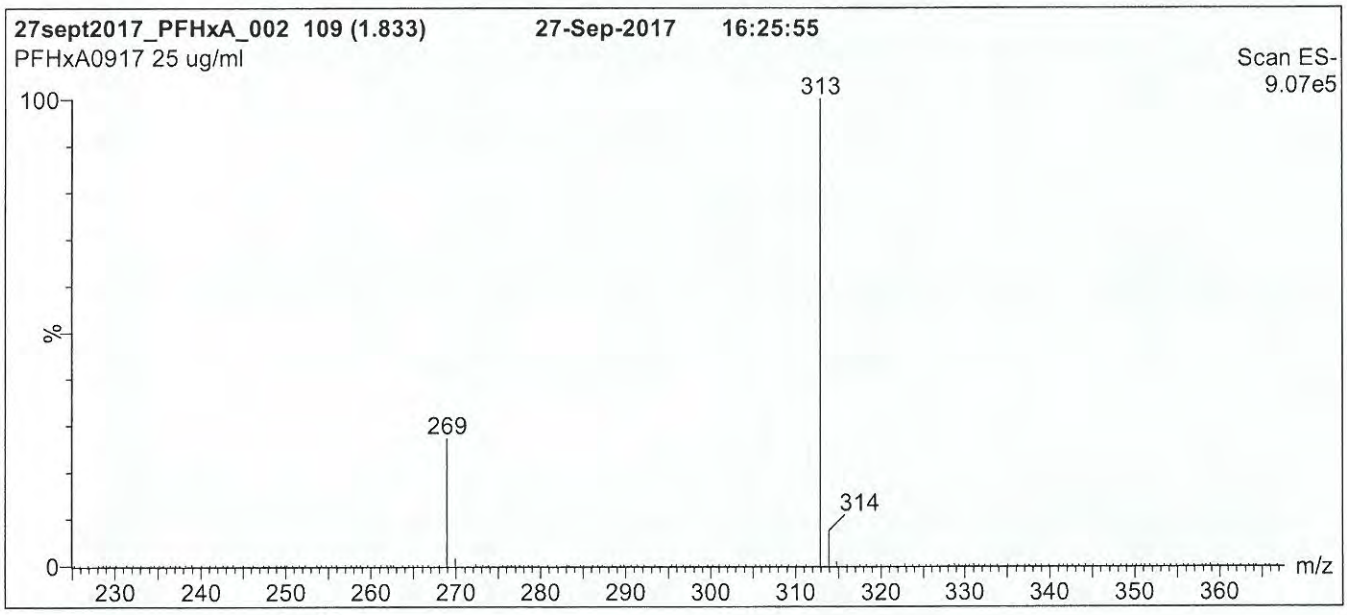

Conditions for Figure 1:

LC: **Waters Acquity Ultra Performance LC**
MS: **Micromass Quattro *micro* API MS**

Chromatographic Conditions

Column: Acquity UPLC BEH Shield RP_{18}
1.7 µm, 2.1 x 100 mm

Mobile phase: Gradient
Start: 50% (80:20 MeOH:ACN) / 50% H_2O
(both with 10 mM NH_4OAc buffer)
Ramp to 90% organic over 7 min and hold for 2 min before returning to initial conditions in 0.5 min.
Time: 10 min

Flow: 300 µl/min

MS Parameters

Experiment: Full Scan (225 - 850 amu)

Source: Electrospray (negative)
Capillary Voltage (kV) = 2.00
Cone Voltage (V) = 15.00
Cone Gas Flow (l/hr) = 100
Desolvation Gas Flow (l/hr) = 750

17L2014

Figure 2: **PFHxA; LC/MS/MS Data (Selected MRM Transitions)**

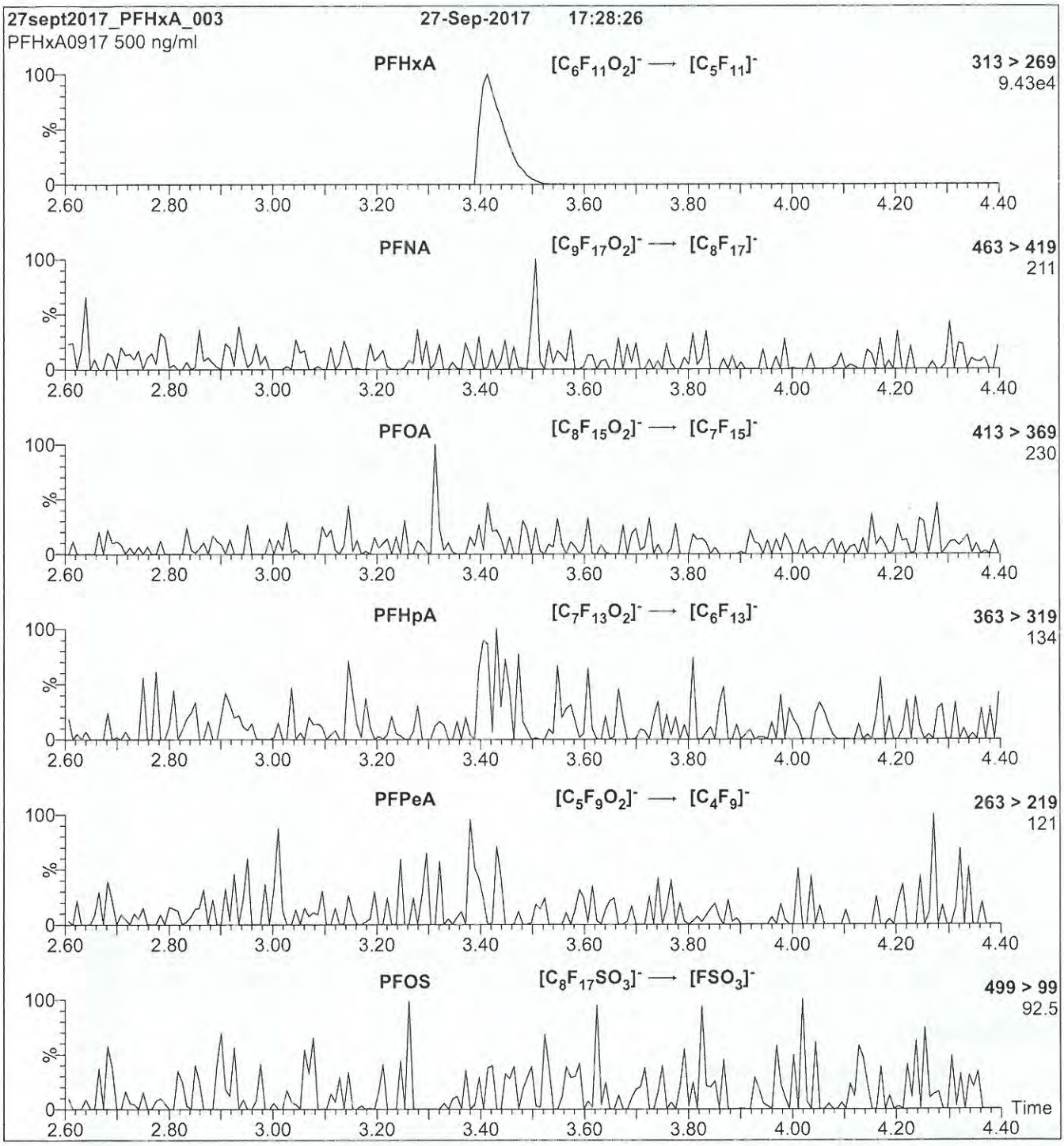

Conditions for Figure 2:

Injection: Direct loop injection
10 µl (500 ng/ml PFHxA)

Mobile phase: Isocratic 80% (80:20 MeOH:ACN) / 20% H_2O
(both with 10 mM NH_4OAc buffer)

Flow: 300 µl/min

MS Parameters

Collision Gas (mbar) = 3.46e-3
Collision Energy (eV) = 10

17L2020

WELLINGTON LABORATORIES

CERTIFICATE OF ANALYSIS DOCUMENTATION

PRODUCT CODE: PFODA
COMPOUND: Perfluoro-n-octadecanoic acid
LOT NUMBER: PFODA0717

STRUCTURE:
CAS #: 16517-11-6

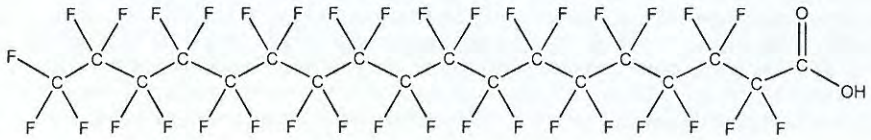

MOLECULAR FORMULA: $C_{18}HF_{35}O_2$
MOLECULAR WEIGHT: 914.14
CONCENTRATION: 50 ± 2.5 µg/ml
SOLVENT(S): Methanol
Water (<1%)

CHEMICAL PURITY: >98%
LAST TESTED: (mm/dd/yyyy) 07/13/2017
EXPIRY DATE: (mm/dd/yyyy) 07/13/2022
RECOMMENDED STORAGE: Store ampoule in a cool, dark place

DOCUMENTATION/ DATA ATTACHED:

Figure 1: LC/MS Data (TIC and Mass Spectrum)
Figure 2: LC/MS/MS Data (Selected MRM Transitions)

ADDITIONAL INFORMATION:

- See page 2 for further details.
- Contains 4 mole eq. of NaOH to prevent conversion of the carboxylic acid to the methyl ester.

FOR LABORATORY USE ONLY: NOT FOR HUMAN OR DRUG USE

Certified By: _____ **Date:** 07/14/2017 (mm/dd/yyyy)
B.G. Chittim, General Manager

Wellington Laboratories Inc., 345 Southgate Dr. Guelph ON N1G 3M5 CANADA
519-822-2436 • Fax: 519-822-2849 • info@well-labs.com

17L2020

INTENDED USE:

The products prepared by Wellington Laboratories Inc. are for laboratory use only. This certified reference material (CRM) was designed to be used as a standard for the identification and/or quantification of the specific chemical compound it contains.

HAZARDS:

This product should only be used by qualified personnel familiar with its potential hazards and trained in the handling of hazardous chemicals. Due care should be exercised to prevent unnecessary human contact or ingestion. All procedures should be carried out in a well-functioning fume hood and suitable gloves, eye protection, and clothing should be worn at all times. Waste should be disposed of according to national and regional regulations. Safety Data Sheets (SDSs) are available upon request.

SYNTHESIS / CHARACTERIZATION:

Where possible, all of our products are synthesized using single-product unambiguous routes. They are then characterized, and their structures and purities confirmed, using a combination of the most relevant techniques, such as NMR, GC/MS, LC/MS/MS, SFC/UV/MS/MS, x-ray crystallography, and melting point. Isotopic purities of mass-labelled compounds are also confirmed using HRGC/HRMS and/or LC/MS/MS.

HOMOGENEITY:

Prior to solution preparation, crystalline material is tested for homogeneity using a variety of techniques (as stated above) and its solubility in a given diluent is taken into consideration. Duplicate solutions of a new product are prepared from the same crystalline lot and, after the addition of an appropriate internal standard, they are compared by GC/MS, LC/MS/MS and/or SFC/UV/MS/MS. The relative response factors of the analyte of interest in each solution are required to be <5% RSD. New solution lots of existing products are compared to older lots in the same manner, which further confirms the homogeneity of the crystalline material as well as the stability and homogeneity of the solutions in the storage containers. In order to maintain the integrity of the assigned value(s), and associated uncertainty, the dilution or injection of a subsample of this product should be performed using calibrated measuring equipment.

UNCERTAINTY:

The maximum combined relative standard uncertainty of our reference standard solutions is calculated using the following equation:

The combined relative standard uncertainty, $u_c(y)$, of a value y and the uncertainty of the independent parameters $x_1, x_2, \ldots x_n$ on which it depends is:

$$u_c(y(x_1, x_2, \ldots x_n)) = \sqrt{\sum_{i=1}^{n} u(y, x_i)^2}$$

where x is expressed as a relative standard uncertainty of the individual parameter.

The individual uncertainties taken into account include those associated with weights (calibration of the balance) and volumes (calibration of the volumetric glassware). An expanded maximum combined percent relative uncertainty of ±5% (calculated with a coverage factor of 2 and a level of confidence of 95%) is stated on the Certificate of Analysis for all of our products.

TRACEABILITY:

All reference standard solutions are traceable to specific crystalline lots. The microbalances used for solution preparation are regularly tested by an external ISO/IEC 17025 accredited calibration company. In addition, their calibration is verified prior to each weighing using calibrated NIST and/or NRC traceable external weights. All volumetric glassware used is calibrated, of Class A tolerance, and has been tested according to the appropriate ASTM procedures, which are ultimately traceable to NIST. For certain products, traceability to international interlaboratory studies has also been established.

EXPIRY DATE / PERIOD OF VALIDITY:

Ongoing stability studies of this product have demonstrated stability in its composition and concentration, until the specified expiry date, in the unopened ampoule. Monitoring for any degradation or change in concentration of the listed analyte(s) is performed on a routine basis.

LIMITED WARRANTY:

At the time of shipment, all products are warranted to be free of defects in material and workmanship and to conform to the stated technical and purity specifications.

QUALITY MANAGEMENT:

This product was produced using a Quality Management System registered to the latest versions of ISO 9001 by SAI Global, ISO/IEC 17025 by the Canadian Association for Laboratory Accreditation Inc. (CALA; A 1226), and ISO GUIDE 34 by ANSI-ASQ National Accreditation Board (ANAB; AR-1523).

CALA

ANAB ACCREDITED

For additional information or assistance concerning this or any other products from Wellington Laboratories Inc., please visit our website at www.well-labs.com or contact us directly at info@well-labs.com

17L2020

Figure 1: **PFODA; LC/MS Data (TIC and Mass Spectrum)**

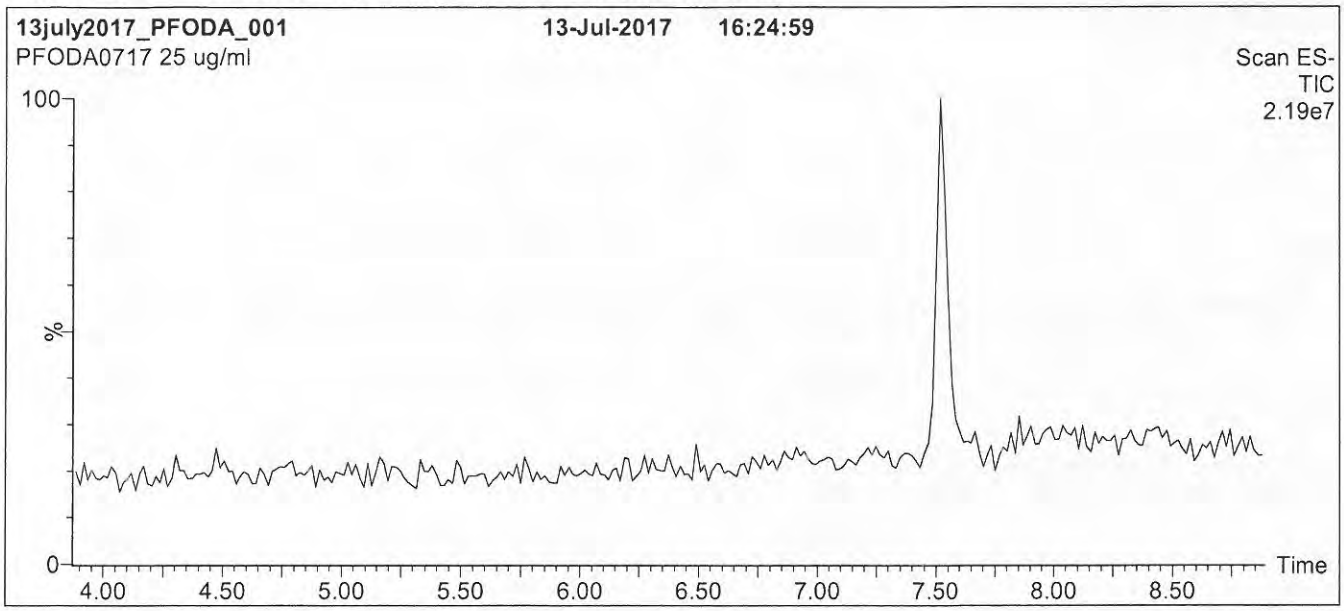

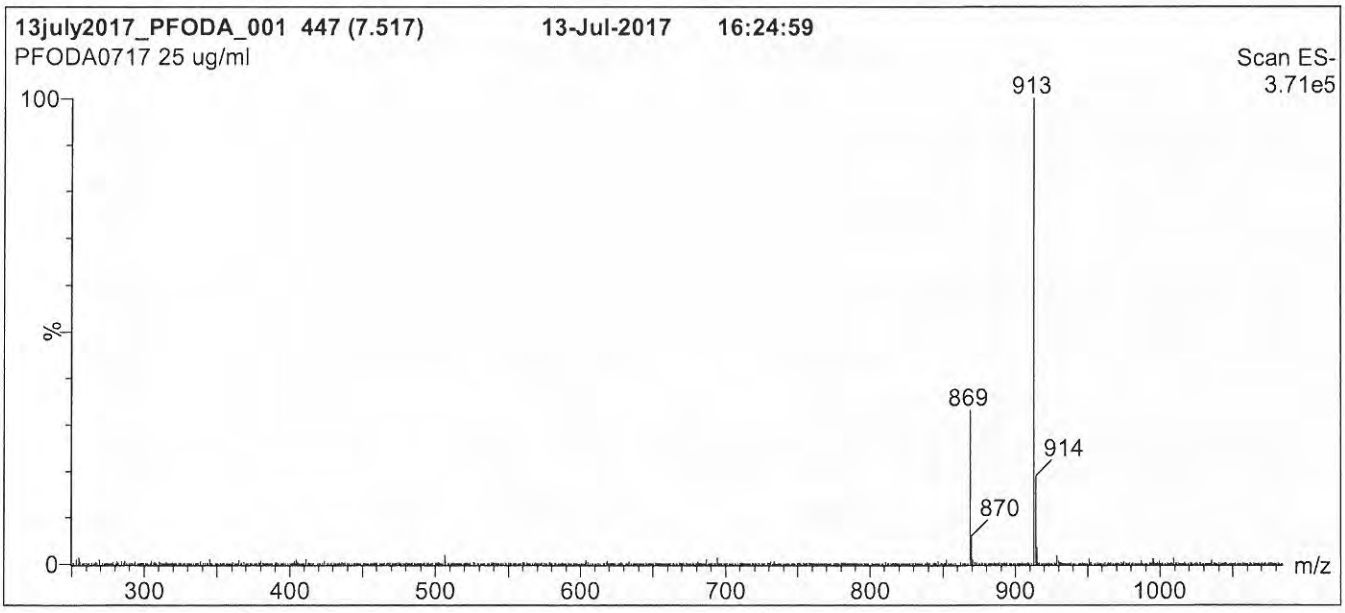

Conditions for Figure 1:

LC: **Waters Acquity Ultra Performance LC**
MS: **Micromass Quattro *micro* API MS**

Chromatographic Conditions

Column: Acquity UPLC BEH Shield RP_{18}
1.7 µm, 2.1 x 100 mm

Mobile phase: Gradient
Start: 55% (80:20 MeOH:ACN) / 45% H_2O
(both with 10 mM NH_4OAc buffer)
Ramp to 90% organic over 7 min and hold for
2 min before returning to initial conditions in 0.5 min.
Time: 10 min

Flow: 300 µl/min

MS Parameters

Experiment: Full Scan (250 - 1250 amu)

Source: Electrospray (negative)
Capillary Voltage (kV) = 3.00
Cone Voltage (V) = 25.00
Cone Gas Flow (l/hr) = 100
Desolvation Gas Flow (l/hr) = 750

17L2020

Figure 2: **PFODA; LC/MS/MS Data (Selected MRM Transitions)**

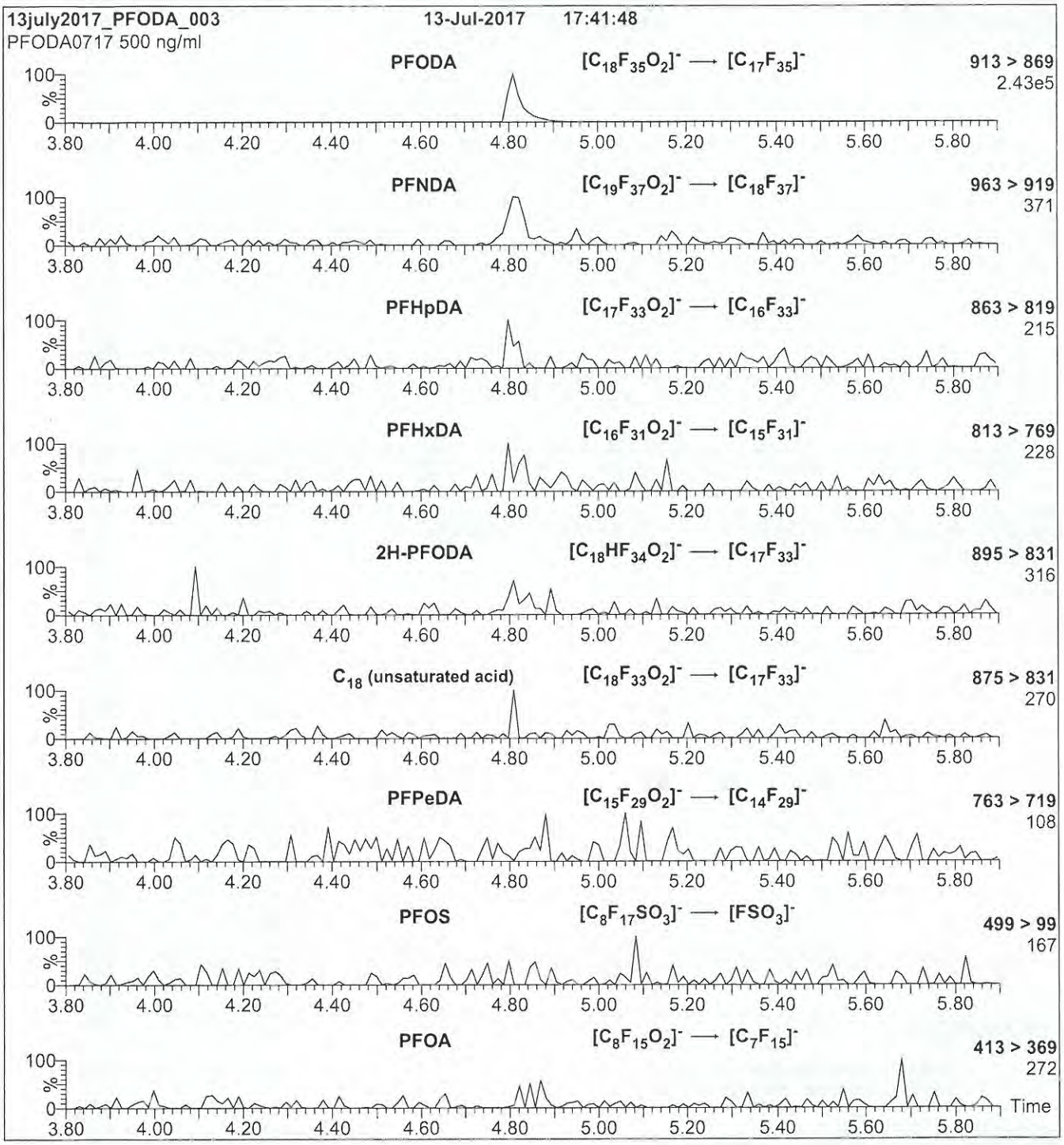

Conditions for Figure 2:

Injection: Direct loop injection
10 µl (500 ng/ml PFODA)

Mobile phase: Isocratic 80% (80:20 MeOH:ACN) / 20% H_2O
(both with 10 mM NH_4OAc buffer)

Flow: 300 µl/min

MS Parameters

Collision Gas (mbar) = 3.31e-3
Collision Energy (eV) = 15

172021

WELLINGTON LABORATORIES

CERTIFICATE OF ANALYSIS
DOCUMENTATION

PRODUCT CODE:	L-PFBS	**LOT NUMBER:**	LPFBS0917
COMPOUND:	Potassium perfluoro-1-butanesulfonate		
STRUCTURE:		**CAS #:**	29420-49-3

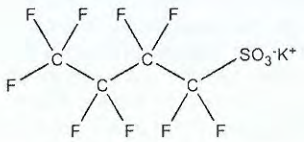

MOLECULAR FORMULA:	$C_4F_9SO_3K$	**MOLECULAR WEIGHT:**	338.19
CONCENTRATION:	50.0 ± 2.5 µg/ml (K salt) 44.2 ± 2.2 µg/ml (PFBS anion)	**SOLVENT(S):**	Methanol
CHEMICAL PURITY:	>98%		
LAST TESTED: (mm/dd/yyyy)	09/21/2017		
EXPIRY DATE: (mm/dd/yyyy)	09/21/2022		
RECOMMENDED STORAGE:	Store ampoule in a cool, dark place		

DOCUMENTATION/ DATA ATTACHED:

Figure 1: LC/MS Data (TIC and Mass Spectrum)
Figure 2: LC/MS/MS Data (Selected MRM Transitions)

ADDITIONAL INFORMATION:

- See page 2 for further details.

FOR LABORATORY USE ONLY: NOT FOR HUMAN OR DRUG USE

Certified By: _____ **Date:** 09/22/2017 (mm/dd/yyyy)
B.G. Chittim, General Manager

Wellington Laboratories Inc., 345 Southgate Dr. Guelph ON N1G 3M5 CANADA
519-822-2436 • Fax: 519-822-2849 • info@well-labs.com

17L2021

INTENDED USE:

The products prepared by Wellington Laboratories Inc. are for laboratory use only. This certified reference material (CRM) was designed to be used as a standard for the identification and/or quantification of the specific chemical compound it contains.

HAZARDS:

This product should only be used by qualified personnel familiar with its potential hazards and trained in the handling of hazardous chemicals. Due care should be exercised to prevent unnecessary human contact or ingestion. All procedures should be carried out in a well-functioning fume hood and suitable gloves, eye protection, and clothing should be worn at all times. Waste should be disposed of according to national and regional regulations. Safety Data Sheets (SDSs) are available upon request.

SYNTHESIS / CHARACTERIZATION:

Where possible, all of our products are synthesized using single-product unambiguous routes. They are then characterized, and their structures and purities confirmed, using a combination of the most relevant techniques, such as NMR, GC/MS, LC/MS/MS, SFC/UV/MS/MS, x-ray crystallography, and melting point. Isotopic purities of mass-labelled compounds are also confirmed using HRGC/HRMS and/or LC/MS/MS.

HOMOGENEITY:

Prior to solution preparation, crystalline material is tested for homogeneity using a variety of techniques (as stated above) and its solubility in a given diluent is taken into consideration. Duplicate solutions of a new product are prepared from the same crystalline lot and, after the addition of an appropriate internal standard, they are compared by GC/MS, LC/MS/MS and/or SFC/UV/MS/MS. The relative response factors of the analyte of interest in each solution are required to be <5% RSD. New solution lots of existing products are compared to older lots in the same manner, which further confirms the homogeneity of the crystalline material as well as the stability and homogeneity of the solutions in the storage containers. In order to maintain the integrity of the assigned value(s), and associated uncertainty, the dilution or injection of a subsample of this product should be performed using calibrated measuring equipment.

UNCERTAINTY:

The maximum combined relative standard uncertainty of our reference standard solutions is calculated using the following equation:

The combined relative standard uncertainty, $u_c(y)$, of a value y and the uncertainty of the independent parameters $x_1, x_2 \ldots x_n$ on which it depends is:

$$u_c(y(x_1, x_2, \ldots x_n)) = \sqrt{\sum_{i=1}^{n} u(y, x_i)^2}$$

where x is expressed as a relative standard uncertainty of the individual parameter.

The individual uncertainties taken into account include those associated with weights (calibration of the balance) and volumes (calibration of the volumetric glassware). An expanded maximum combined percent relative uncertainty of ±5% (calculated with a coverage factor of 2 and a level of confidence of 95%) is stated on the Certificate of Analysis for all of our products.

TRACEABILITY:

All reference standard solutions are traceable to specific crystalline lots. The microbalances used for solution preparation are regularly tested by an external ISO/IEC 17025 accredited calibration company. In addition, their calibration is verified prior to each weighing using calibrated NIST and/or NRC traceable external weights. All volumetric glassware used is calibrated, of Class A tolerance, and has been tested according to the appropriate ASTM procedures, which are ultimately traceable to NIST. For certain products, traceability to international interlaboratory studies has also been established.

EXPIRY DATE / PERIOD OF VALIDITY:

Ongoing stability studies of this product have demonstrated stability in its composition and concentration, until the specified expiry date, in the unopened ampoule. Monitoring for any degradation or change in concentration of the listed analyte(s) is performed on a routine basis.

LIMITED WARRANTY:

At the time of shipment, all products are warranted to be free of defects in material and workmanship and to conform to the stated technical and purity specifications.

QUALITY MANAGEMENT:

This product was produced using a Quality Management System registered to the latest versions of ISO 9001 by SAI Global, ISO/IEC 17025 by the Canadian Association for Laboratory Accreditation Inc. (CALA; A 1226), and ISO GUIDE 34 by ANSI-ASQ National Accreditation Board (ANAB; AR-1523).

CALA

ANAB ACCREDITED

For additional information or assistance concerning this or any other products from Wellington Laboratories Inc., please visit our website at www.well-labs.com or contact us directly at info@well-labs.com

17-2021

Figure 1: **L-PFBS; LC/MS Data (TIC and Mass Spectrum)**

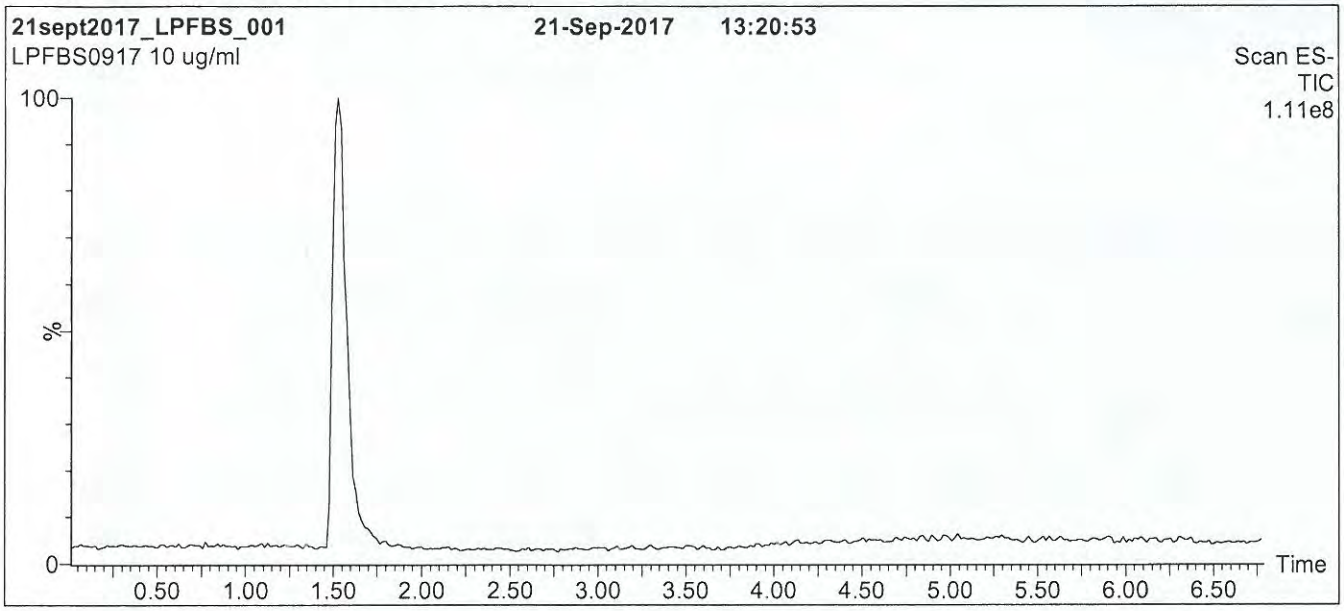

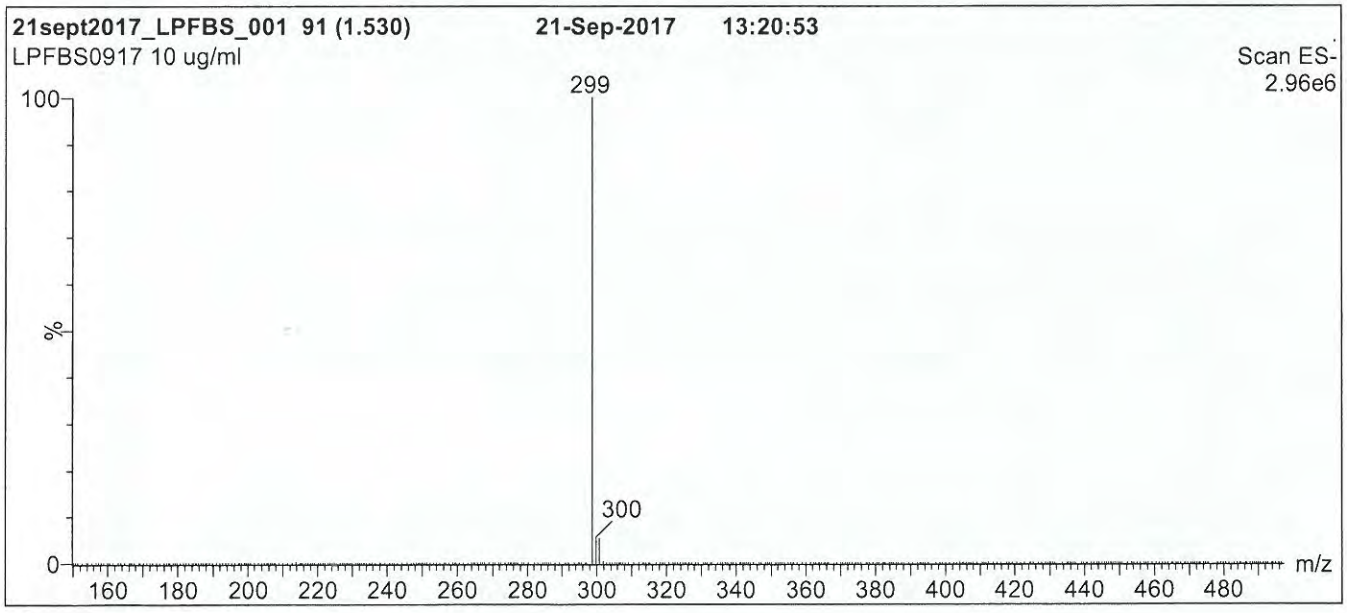

Conditions for Figure 1:

LC: **Waters Acquity Ultra Performance LC**
MS: **Micromass Quattro *micro* API MS**

Chromatographic Conditions

Column: Acquity UPLC BEH Shield RP_{18}
1.7 µm, 2.1 x 100 mm

Mobile phase: Gradient
Start: 50% (80:20 MeOH:ACN) / 50% H_2O
(both with 10 mM NH_4OAc buffer)
Ramp to 90% organic over 7 min and hold for 2 min
before returning to initial conditions in 0.5 min.
Time: 10 min

Flow: 300 µl/min

MS Parameters

Experiment: Full Scan (150 - 850 amu)

Source: Electrospray (negative)
Capillary Voltage (kV) = 3.00
Cone Voltage (V) = 40.00
Cone Gas Flow (l/hr) = 50
Desolvation Gas Flow (l/hr) = 750

17L2021

Figure 2: **L-PFBS; LC/MS/MS Data (Selected MRM Transitions)**

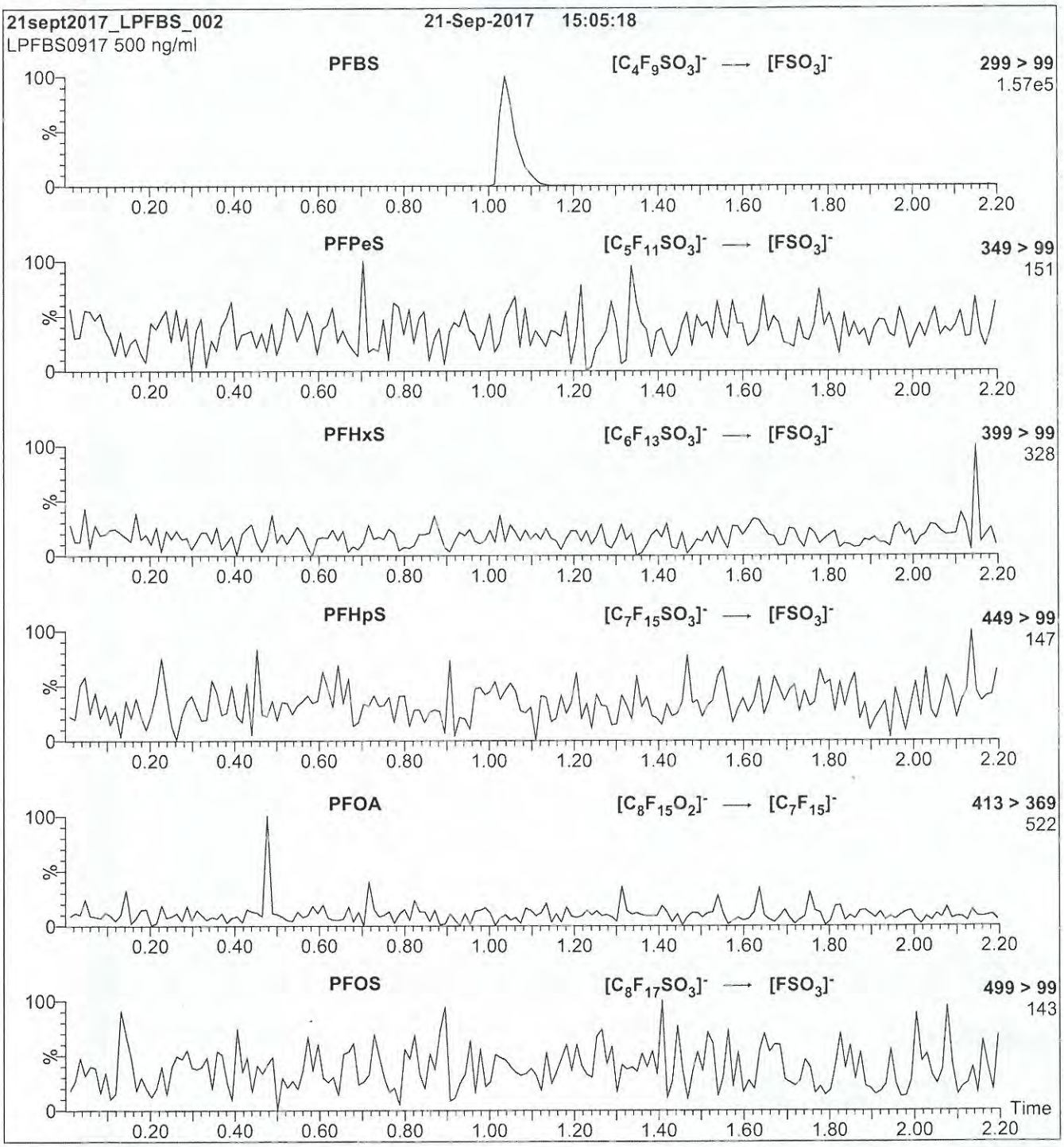

Conditions for Figure 2:

Injection: Direct loop injection
10 µl (500 ng/ml L-PFBS)

Mobile phase: Isocratic 80% (80:20 MeOH:ACN) / 20% H_2O
(both with 10 mM NH_4OAc buffer)

Flow: 300 µl/min

MS Parameters

Collision Gas (mbar) = 3.39e-3
Collision Energy (eV) = 25

17L2022

WELLINGTON LABORATORIES

CERTIFICATE OF ANALYSIS
DOCUMENTATION

PRODUCT CODE: 8:2FTS **LOT NUMBER:** 82FTS1216
COMPOUND: Sodium 1H,1H,2H,2H-perfluorodecane sulfonate

STRUCTURE: **CAS #:** Not available

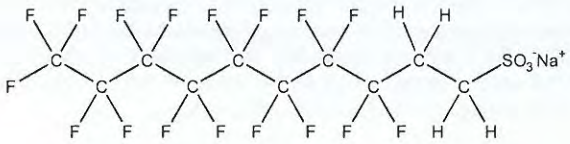

MOLECULAR FORMULA: $C_{10}H_4F_{17}SO_3Na$ **MOLECULAR WEIGHT:** 550.16
CONCENTRATION: 50.0 ± 2.5 µg/ml (Na salt) **SOLVENT(S):** Methanol
47.9 ± 2.4 µg/ml (8:2FTS anion)
CHEMICAL PURITY: >98%
LAST TESTED: (mm/dd/yyyy) 12/12/2016
EXPIRY DATE: (mm/dd/yyyy) 12/12/2021
RECOMMENDED STORAGE: Refrigerate ampoule

DOCUMENTATION/ DATA ATTACHED:

Figure 1: LC/MS Data (TIC and Mass Spectrum)
Figure 2: LC/MS/MS Data (Selected MRM Transitions)

ADDITIONAL INFORMATION:

- See page 2 for further details.

FOR LABORATORY USE ONLY: NOT FOR HUMAN OR DRUG USE

Certified By: B.G. Chittim **Date:** 12/21/2016 (mm/dd/yyyy)

Wellington Laboratories Inc., 345 Southgate Dr. Guelph ON N1G 3M5 CANADA
519-822-2436 • Fax: 519-822-2849 • info@well-labs.com

17L2022

INTENDED USE:

The products prepared by Wellington Laboratories Inc. are for laboratory use only. This certified reference material (CRM) was designed to be used as a standard for the identification and/or quantification of the specific chemical compound it contains.

HAZARDS:

This product should only be used by qualified personnel familiar with its potential hazards and trained in the handling of hazardous chemicals. Due care should be exercised to prevent unnecessary human contact or ingestion. All procedures should be carried out in a well-functioning fume hood and suitable gloves, eye protection, and clothing should be worn at all times. Waste should be disposed of according to national and regional regulations. Safety Data Sheets (SDSs) are available upon request.

SYNTHESIS / CHARACTERIZATION:

Where possible, all of our products are synthesized using single-product unambiguous routes. They are then characterized, and their structures and purities confirmed, using a combination of the most relevant techniques, such as NMR, GC/MS, LC/MS/MS, SFC/UV/MS/MS, x-ray crystallography, and melting point. Isotopic purities of mass-labelled compounds are also confirmed using HRGC/HRMS and/or LC/MS/MS.

HOMOGENEITY:

Prior to solution preparation, crystalline material is tested for homogeneity using a variety of techniques (as stated above) and its solubility in a given diluent is taken into consideration. Duplicate solutions of a new product are prepared from the same crystalline lot and, after the addition of an appropriate internal standard, they are compared by GC/MS, LC/MS/MS and/or SFC/UV/MS/MS. The relative response factors of the analyte of interest in each solution are required to be <5% RSD. New solution lots of existing products are compared to older lots in the same manner, which further confirms the homogeneity of the crystalline material as well as the stability and homogeneity of the solutions in the storage containers.

UNCERTAINTY:

The maximum combined relative standard uncertainty of our reference standard solutions is calculated using the following equation:

The combined relative standard uncertainty, $u_c(y)$, of a value y and the uncertainty of the independent parameters x_1, x_2,...x_n on which it depends is:

$$u_c(y(x_1, x_2, \ldots x_n)) = \sqrt{\sum_{i=1}^{n} u(y, x_i)^2}$$

where x is expressed as a relative standard uncertainty of the individual parameter.

The individual uncertainties taken into account include those associated with weights (calibration of the balance) and volumes (calibration of the volumetric glassware). An expanded maximum combined percent relative uncertainty of ±5% (calculated with a coverage factor of 2 and a level of confidence of 95%) is stated on the Certificate of Analysis for all of our products.

TRACEABILITY:

All reference standard solutions are traceable to specific crystalline lots. The microbalances used for solution preparation are regularly tested by an external ISO/IEC 17025 accredited calibration company. In addition, their calibration is verified prior to each weighing using NIST and/or NRC traceable external weights. All volumetric glassware used is of Class A tolerance and has been tested according to the appropriate ASTM procedures, which are ultimately traceable to NIST. For certain products, traceability to international interlaboratory studies has also been established.

EXPIRY DATE / PERIOD OF VALIDITY:

Ongoing stability studies of this product have demonstrated stability in its composition and concentration, until the specified expiry date, in the unopened ampoule. Monitoring for any degradation or change in concentration of the listed analyte(s) is performed on a routine basis.

LIMITED WARRANTY:

At the time of shipment, all products are warranted to be free of defects in material and workmanship and to conform to the stated technical and purity specifications.

QUALITY MANAGEMENT:

This product was produced using a Quality Management System registered to the latest versions of ISO 9001 by SAI Global, ISO/IEC 17025 by the Canadian Association for Laboratory Accreditation Inc. (CALA; A 1226), and ISO GUIDE 34 by ANSI-ASQ National Accreditation Board (ANAB; AR-1523).

CALA Testing

ANAB ACCREDITED REFERENCE MATERIAL PRODUCER

For additional information or assistance concerning this or any other products from Wellington Laboratories Inc., please visit our website at www.well-labs.com or contact us directly at info@well-labs.com

17L2022

Figure 1: **8:2FTS; LC/MS Data (TIC and Mass Spectrum)**

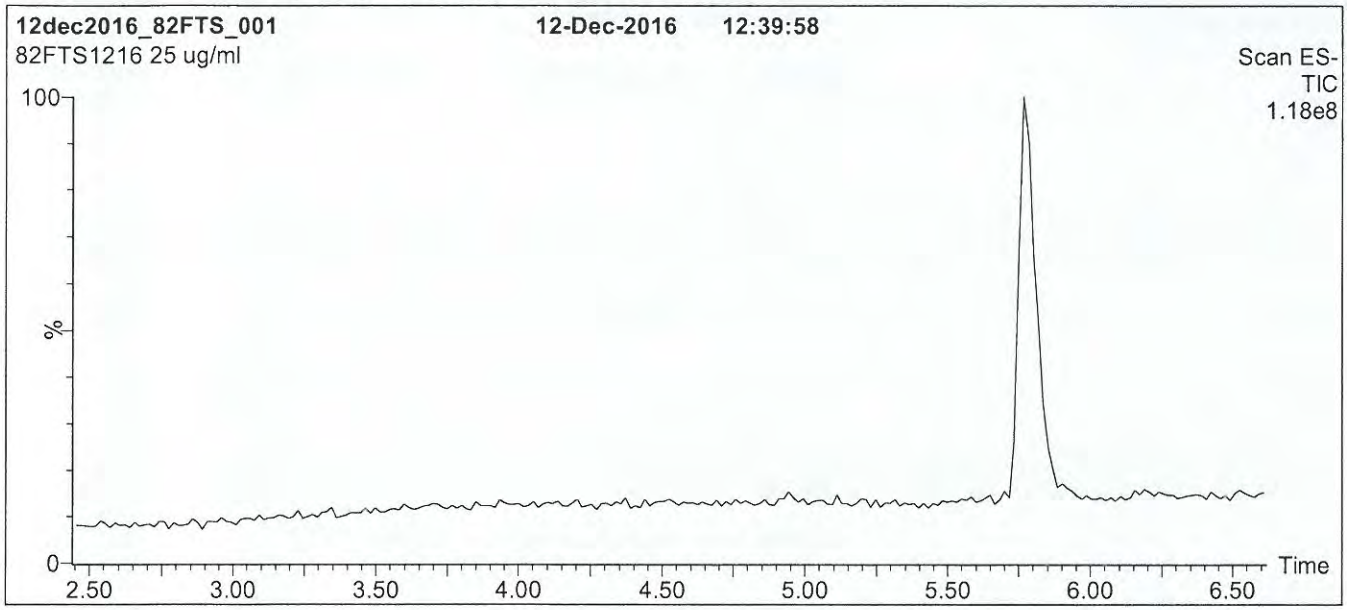

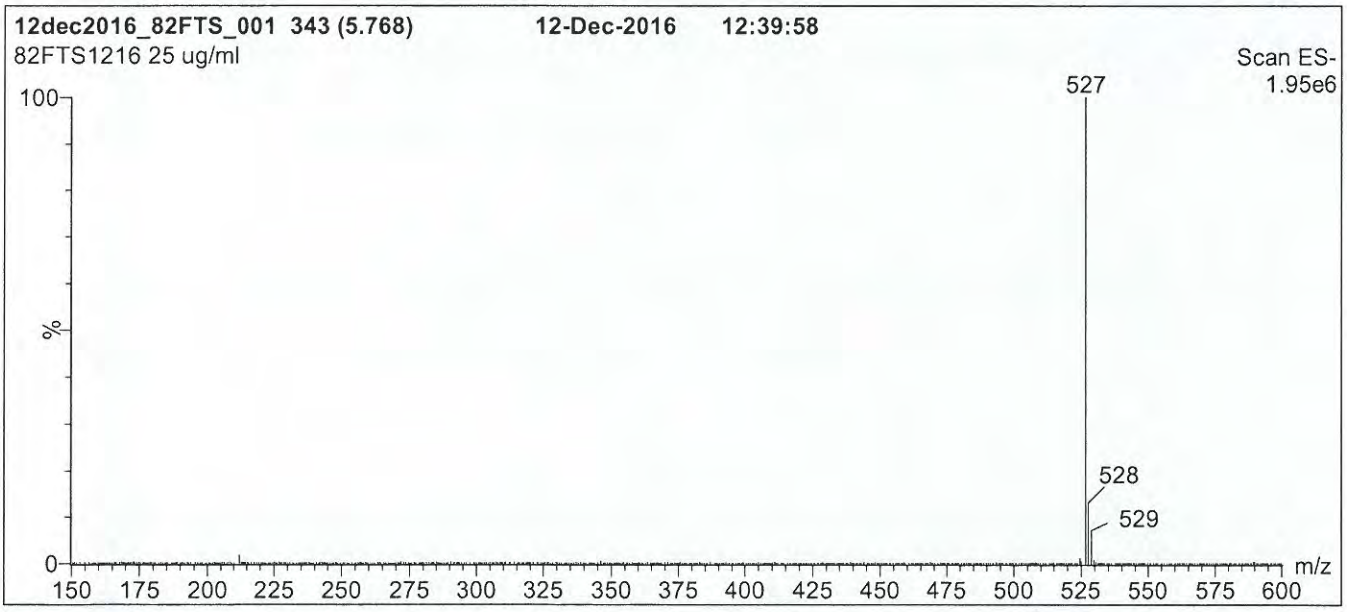

Conditions for Figure 1:

LC: **Waters Acquity Ultra Performance LC**
MS: **Micromass Quattro *micro* API MS**

Chromatographic Conditions

Column: Acquity UPLC BEH Shield RP_{18}
1.7 µm, 2.1 x 100 mm

Mobile phase: Gradient
Start: 50% (80:20 MeOH:ACN) / 50% H_2O
(both with 10 mM NH_4OAc buffer)
Ramp to 85% organic over 7.5 min and hold for 1.5 min
before returning to initial conditions in 0.5 min.
Time: 10 min

Flow: 300 µl/min

MS Parameters

Experiment: Full Scan (150 - 850 amu)

Source: Electrospray (negative)
Capillary Voltage (kV) = 3.00
Cone Voltage (V) = 30.00
Cone Gas Flow (l/hr) = 100
Desolvation Gas Flow (l/hr) = 750

17L2022

Figure 2: **8:2FTS; LC/MS/MS Data (Selected MRM Transitions)**

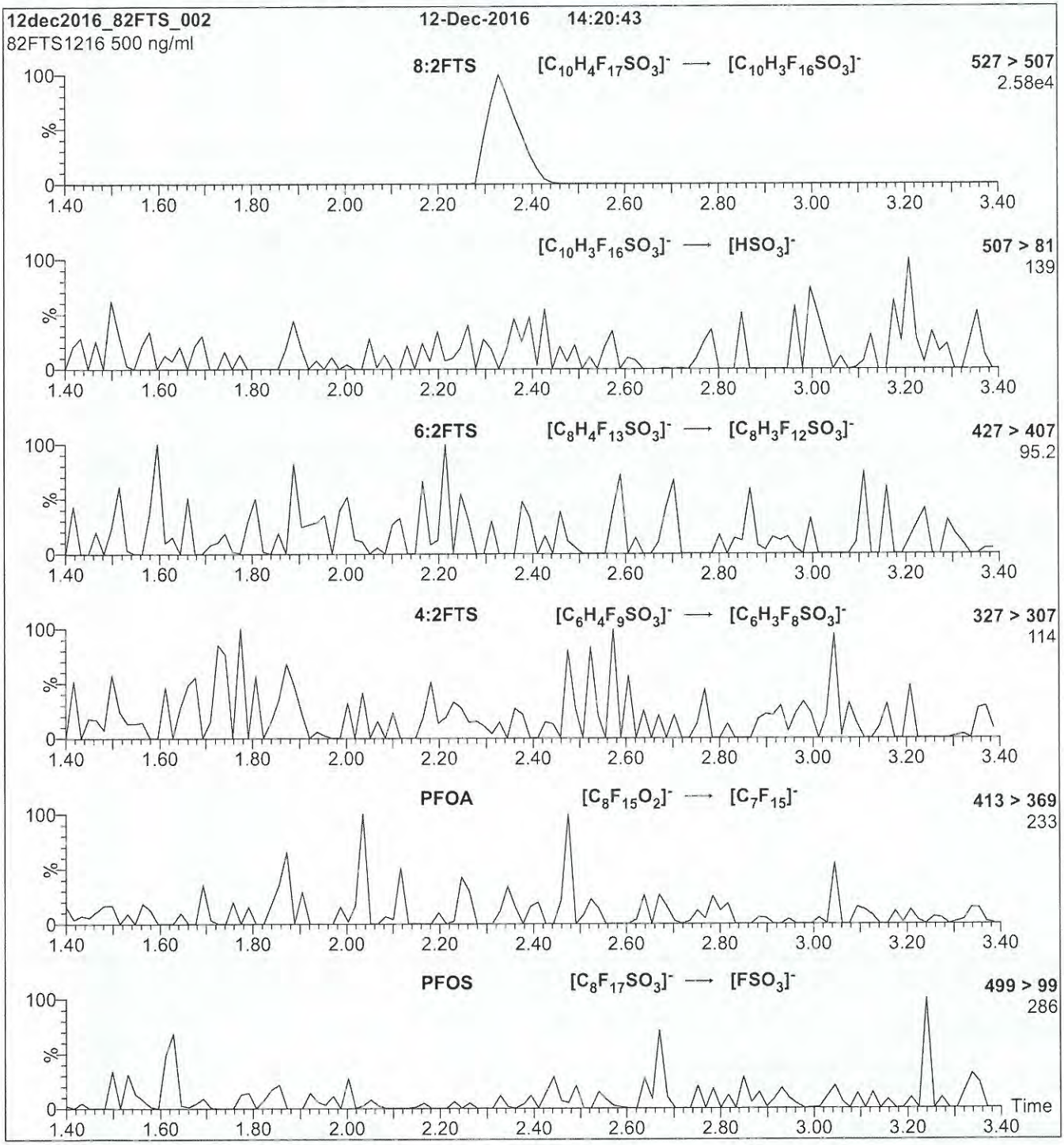

Conditions for Figure 2:

Injection: Direct loop injection
10 µl (500 ng/ml 8:2FTS)

Mobile phase: Isocratic 80% (80:20 MeOH:ACN) / 20% H_2O
(both with 10 mM NH_4OAc buffer)

Flow: 300 µl/min

MS Parameters

Collision Gas (mbar) = 3.28e-3
Collision Energy (eV) = 30

17L2023

WELLINGTON LABORATORIES

CERTIFICATE OF ANALYSIS
DOCUMENTATION

PRODUCT CODE: 6:2FTS **LOT NUMBER:** 62FTS0417
COMPOUND: Sodium 1H,1H,2H,2H-perfluorooctane sulfonate

STRUCTURE: **CAS #:** Not available

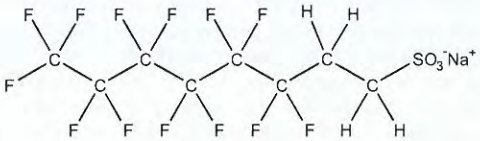

MOLECULAR FORMULA: $C_8H_4F_{13}SO_3Na$ **MOLECULAR WEIGHT:** 450.15
CONCENTRATION: 50.0 ± 2.5 µg/ml (Na salt) **SOLVENT(S):** Methanol
47.4 ± 2.4 µg/ml (6:2FTS anion)
CHEMICAL PURITY: >98%
LAST TESTED: (mm/dd/yyyy) 04/20/2017
EXPIRY DATE: (mm/dd/yyyy) 04/20/2022
RECOMMENDED STORAGE: Refrigerate ampoule

DOCUMENTATION/ DATA ATTACHED:

Figure 1: LC/MS Data (TIC and Mass Spectrum)
Figure 2: LC/MS/MS Data (Selected MRM Transitions)

ADDITIONAL INFORMATION:

- See page 2 for further details.

FOR LABORATORY USE ONLY: NOT FOR HUMAN OR DRUG USE

Certified By: _____ **Date:** 04/24/2017 (mm/dd/yyyy)
B.G. Chittim, General Manager

Wellington Laboratories Inc., 345 Southgate Dr. Guelph ON N1G 3M5 CANADA
519-822-2436 • Fax: 519-822-2849 • info@well-labs.com

17L2023

INTENDED USE:

The products prepared by Wellington Laboratories Inc. are for laboratory use only. This certified reference material (CRM) was designed to be used as a standard for the identification and/or quantification of the specific chemical compound it contains.

HAZARDS:

This product should only be used by qualified personnel familiar with its potential hazards and trained in the handling of hazardous chemicals. Due care should be exercised to prevent unnecessary human contact or ingestion. All procedures should be carried out in a well-functioning fume hood and suitable gloves, eye protection, and clothing should be worn at all times. Waste should be disposed of according to national and regional regulations. Safety Data Sheets (SDSs) are available upon request.

SYNTHESIS / CHARACTERIZATION:

Where possible, all of our products are synthesized using single-product unambiguous routes. They are then characterized, and their structures and purities confirmed, using a combination of the most relevant techniques, such as NMR, GC/MS, LC/MS/MS, SFC/UV/MS/MS, x-ray crystallography, and melting point. Isotopic purities of mass-labelled compounds are also confirmed using HRGC/HRMS and/or LC/MS/MS.

HOMOGENEITY:

Prior to solution preparation, crystalline material is tested for homogeneity using a variety of techniques (as stated above) and its solubility in a given diluent is taken into consideration. Duplicate solutions of a new product are prepared from the same crystalline lot and, after the addition of an appropriate internal standard, they are compared by GC/MS, LC/MS/MS and/or SFC/UV/MS/MS. The relative response factors of the analyte of interest in each solution are required to be <5% RSD. New solution lots of existing products are compared to older lots in the same manner, which further confirms the homogeneity of the crystalline material as well as the stability and homogeneity of the solutions in the storage containers. In order to maintain the integrity of the assigned value(s), and associated uncertainty, the dilution or injection of a subsample of this product should be performed using calibrated measuring equipment.

UNCERTAINTY:

The maximum combined relative standard uncertainty of our reference standard solutions is calculated using the following equation:

The combined relative standard uncertainty, $u_c(y)$, of a value y and the uncertainty of the independent parameters x_1, x_2,...x_n on which it depends is:

$$u_c(y(x_1, x_2, \ldots x_n)) = \sqrt{\sum_{i=1}^{n} u(y, x_i)^2}$$

where x is expressed as a relative standard uncertainty of the individual parameter.

The individual uncertainties taken into account include those associated with weights (calibration of the balance) and volumes (calibration of the volumetric glassware). An expanded maximum combined percent relative uncertainty of ±5% (calculated with a coverage factor of 2 and a level of confidence of 95%) is stated on the Certificate of Analysis for all of our products.

TRACEABILITY:

All reference standard solutions are traceable to specific crystalline lots. The microbalances used for solution preparation are regularly tested by an external ISO/IEC 17025 accredited calibration company. In addition, their calibration is verified prior to each weighing using calibrated NIST and/or NRC traceable external weights. All volumetric glassware used is calibrated, of Class A tolerance, and has been tested according to the appropriate ASTM procedures, which are ultimately traceable to NIST. For certain products, traceability to international interlaboratory studies has also been established.

EXPIRY DATE / PERIOD OF VALIDITY:

Ongoing stability studies of this product have demonstrated stability in its composition and concentration, until the specified expiry date, in the unopened ampoule. Monitoring for any degradation or change in concentration of the listed analyte(s) is performed on a routine basis.

LIMITED WARRANTY:

At the time of shipment, all products are warranted to be free of defects in material and workmanship and to conform to the stated technical and purity specifications.

QUALITY MANAGEMENT:

This product was produced using a Quality Management System registered to the latest versions of ISO 9001 by SAI Global, ISO/IEC 17025 by the Canadian Association for Laboratory Accreditation Inc. (CALA; A 1226), and ISO GUIDE 34 by ANSI-ASQ National Accreditation Board (ANAB; AR-1523).

CALA

ANAB ACCREDITED

For additional information or assistance concerning this or any other products from Wellington Laboratories Inc., please visit our website at www.well-labs.com or contact us directly at info@well-labs.com

17L 2023

Figure 1: **6:2FTS; LC/MS Data (TIC and Mass Spectrum)**

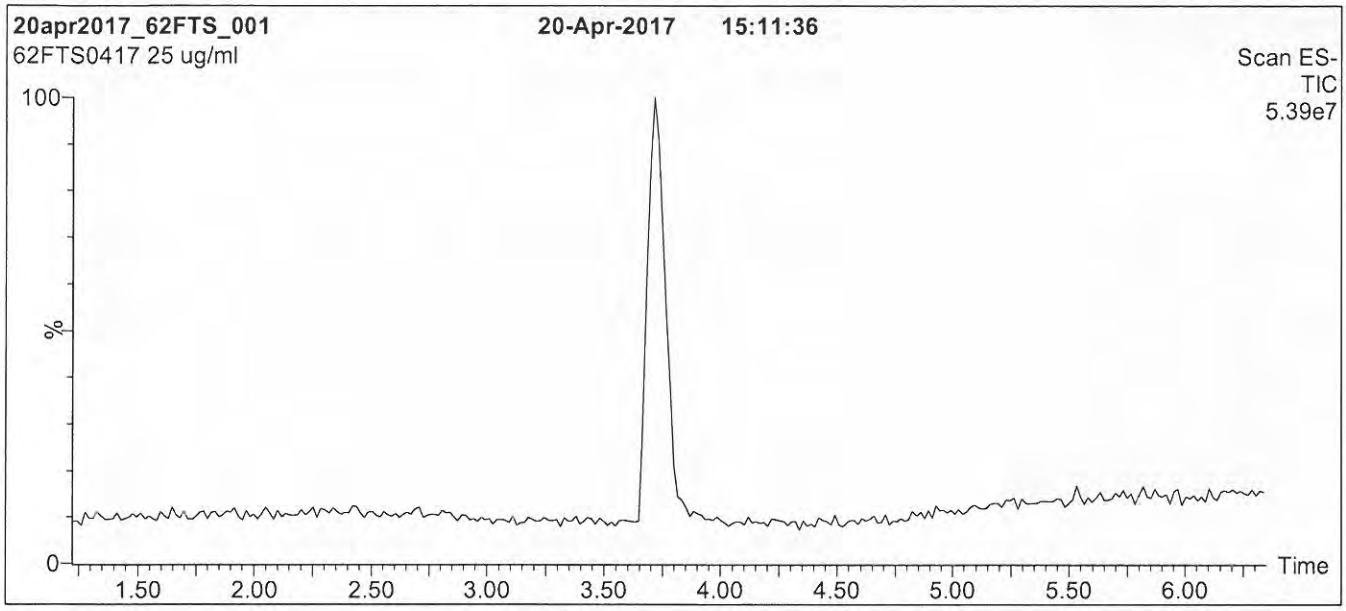

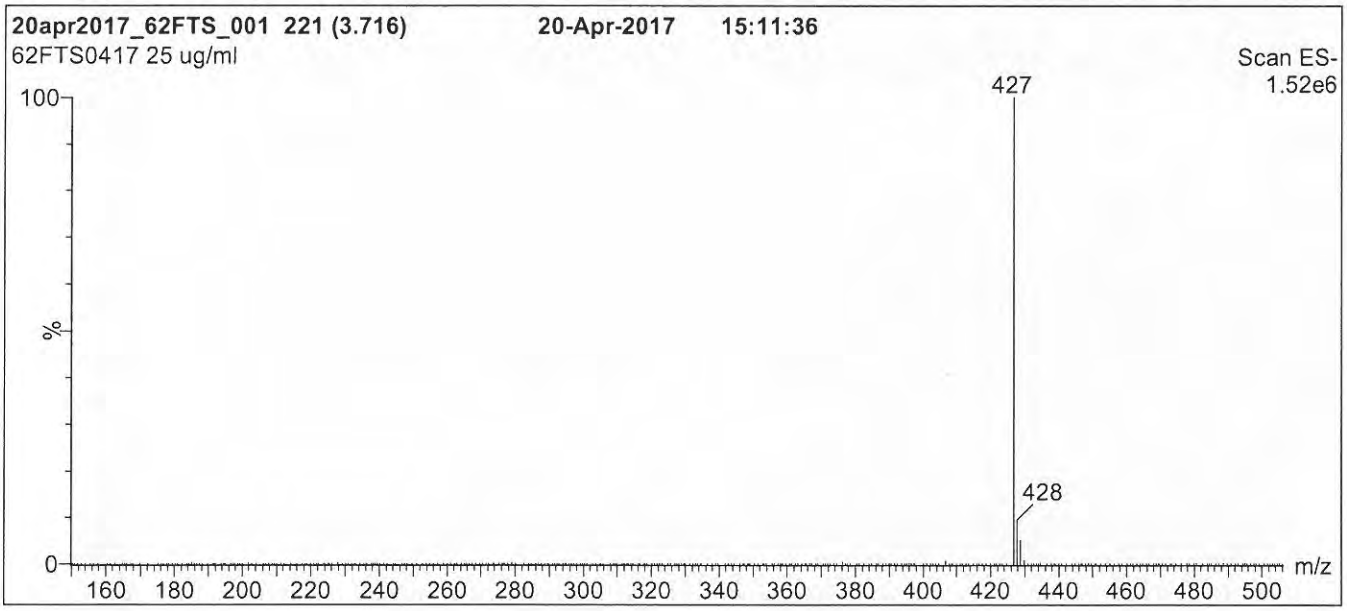

Conditions for Figure 1:

LC: **Waters Acquity Ultra Performance LC**
MS: **Micromass Quattro *micro* API MS**

Chromatographic Conditions

Column: Acquity UPLC BEH Shield RP_{18}
1.7 µm, 2.1 x 100 mm

Mobile phase: Gradient
Start: 50% (80:20 MeOH:ACN) / 50% H_2O
(both with 10 mM NH_4OAc buffer)
Ramp to 85% organic over 7.5 min and hold for 1.5 min
before returning to initial conditions in 0.5 min.
Time: 10 min

Flow: 300 µl/min

MS Parameters

Experiment: Full Scan (150 - 850 amu)

Source: Electrospray (negative)
Capillary Voltage (kV) = 3.00
Cone Voltage (V) = 30.00
Cone Gas Flow (l/hr) = 50
Desolvation Gas Flow (l/hr) = 750

17L2023

Figure 2: **6:2FTS; LC/MS/MS Data (Selected MRM Transitions)**

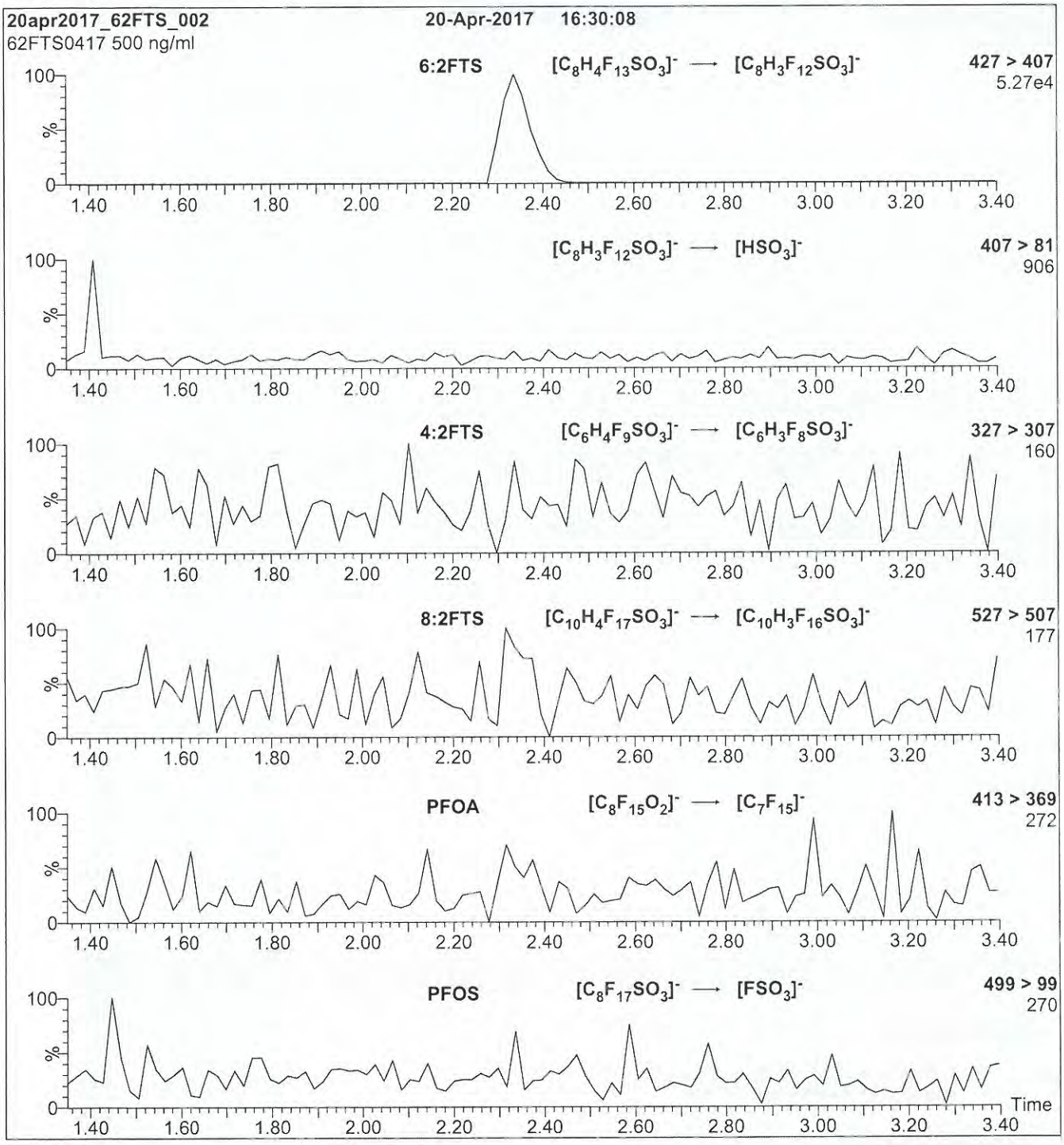

Conditions for Figure 2:

Injection: Direct loop injection
10 µl (500 ng/ml 6:2FTS)

Mobile phase: Isocratic 80% (80:20 MeOH:ACN) / 20% H_2O
(both with 10 mM NH_4OAc buffer)

Flow: 300 µl/min

MS Parameters

Collision Gas (mbar) = 3.35e-3
Collision Energy (eV) = 25

17L 2031

WELLINGTON LABORATORIES

CERTIFICATE OF ANALYSIS DOCUMENTATION

PRODUCT CODE:	N-EtFOSA-M	**LOT NUMBER:**	NEtFOSA0717M
COMPOUND:	N-ethylperfluoro-1-octanesulfonamide		
STRUCTURE:		**CAS #:**	4151-50-2

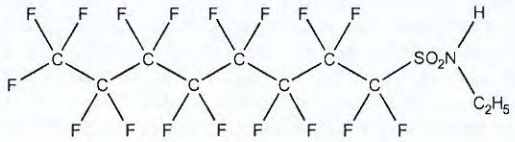

MOLECULAR FORMULA:	$C_{10}H_6F_{17}NO_2S$	**MOLECULAR WEIGHT:**	527.20
CONCENTRATION:	50 ± 2.5 µg/ml	**SOLVENT(S):**	Methanol
CHEMICAL PURITY:	>98%		
LAST TESTED: (mm/dd/yyyy)	07/05/2017		
EXPIRY DATE: (mm/dd/yyyy)	07/05/2022		
RECOMMENDED STORAGE:	Store ampoule in a cool, dark place		

DOCUMENTATION/ DATA ATTACHED:

Figure 1: LC/MS Data (TIC and Mass Spectrum)
Figure 2: LC/MS/MS Data (Selected MRM Transitions)

ADDITIONAL INFORMATION:

- See page 2 for further details.

FOR LABORATORY USE ONLY: NOT FOR HUMAN OR DRUG USE

Certified By: _____ **Date:** 07/18/2017 (mm/dd/yyyy)
B.G. Chittim, General Manager

Wellington Laboratories Inc., 345 Southgate Dr. Guelph ON N1G 3M5 CANADA
519-822-2436 • Fax: 519-822-2849 • info@well-labs.com

17L2031

INTENDED USE:

The products prepared by Wellington Laboratories Inc. are for laboratory use only. This certified reference material (CRM) was designed to be used as a standard for the identification and/or quantification of the specific chemical compound it contains.

HAZARDS:

This product should only be used by qualified personnel familiar with its potential hazards and trained in the handling of hazardous chemicals. Due care should be exercised to prevent unnecessary human contact or ingestion. All procedures should be carried out in a well-functioning fume hood and suitable gloves, eye protection, and clothing should be worn at all times. Waste should be disposed of according to national and regional regulations. Safety Data Sheets (SDSs) are available upon request.

SYNTHESIS / CHARACTERIZATION:

Where possible, all of our products are synthesized using single-product unambiguous routes. They are then characterized, and their structures and purities confirmed, using a combination of the most relevant techniques, such as NMR, GC/MS, LC/MS/MS, SFC/UV/MS/MS, x-ray crystallography, and melting point. Isotopic purities of mass-labelled compounds are also confirmed using HRGC/HRMS and/or LC/MS/MS.

HOMOGENEITY:

Prior to solution preparation, crystalline material is tested for homogeneity using a variety of techniques (as stated above) and its solubility in a given diluent is taken into consideration. Duplicate solutions of a new product are prepared from the same crystalline lot and, after the addition of an appropriate internal standard, they are compared by GC/MS, LC/MS/MS and/or SFC/UV/MS/MS. The relative response factors of the analyte of interest in each solution are required to be <5% RSD. New solution lots of existing products are compared to older lots in the same manner, which further confirms the homogeneity of the crystalline material as well as the stability and homogeneity of the solutions in the storage containers. In order to maintain the integrity of the assigned value(s), and associated uncertainty, the dilution or injection of a subsample of this product should be performed using calibrated measuring equipment.

UNCERTAINTY:

The maximum combined relative standard uncertainty of our reference standard solutions is calculated using the following equation:

The combined relative standard uncertainty, $u_c(y)$, of a value y and the uncertainty of the independent parameters $x_1, x_2, \ldots x_n$ on which it depends is:

$$u_c(y(x_1, x_2, \ldots x_n)) = \sqrt{\sum_{i=1}^{n} u(y, x_i)^2}$$

where x is expressed as a relative standard uncertainty of the individual parameter.

The individual uncertainties taken into account include those associated with weights (calibration of the balance) and volumes (calibration of the volumetric glassware). An expanded maximum combined percent relative uncertainty of ±5% (calculated with a coverage factor of 2 and a level of confidence of 95%) is stated on the Certificate of Analysis for all of our products.

TRACEABILITY:

All reference standard solutions are traceable to specific crystalline lots. The microbalances used for solution preparation are regularly tested by an external ISO/IEC 17025 accredited calibration company. In addition, their calibration is verified prior to each weighing using calibrated NIST and/or NRC traceable external weights. All volumetric glassware used is calibrated, of Class A tolerance, and has been tested according to the appropriate ASTM procedures, which are ultimately traceable to NIST. For certain products, traceability to international interlaboratory studies has also been established.

EXPIRY DATE / PERIOD OF VALIDITY:

Ongoing stability studies of this product have demonstrated stability in its composition and concentration, until the specified expiry date, in the unopened ampoule. Monitoring for any degradation or change in concentration of the listed analyte(s) is performed on a routine basis.

LIMITED WARRANTY:

At the time of shipment, all products are warranted to be free of defects in material and workmanship and to conform to the stated technical and purity specifications.

QUALITY MANAGEMENT:

This product was produced using a Quality Management System registered to the latest versions of ISO 9001 by SAI Global, ISO/IEC 17025 by the Canadian Association for Laboratory Accreditation Inc. (CALA; A 1226), and ISO GUIDE 34 by ANSI-ASQ National Accreditation Board (ANAB; AR-1523).

CALA

ANAB ACCREDITED

For additional information or assistance concerning this or any other products from Wellington Laboratories Inc., please visit our website at www.well-labs.com or contact us directly at info@well-labs.com

17L2031

Figure 1: **N-EtFOSA-M; LC/MS Data (TIC and Mass Spectrum)**

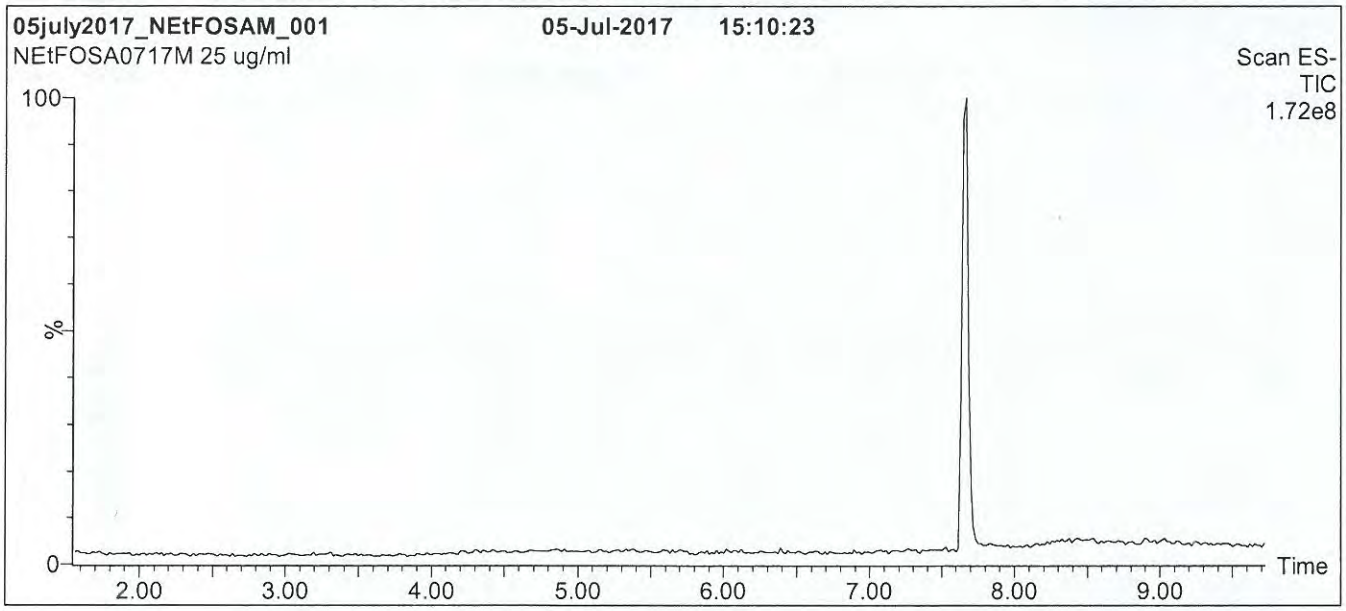

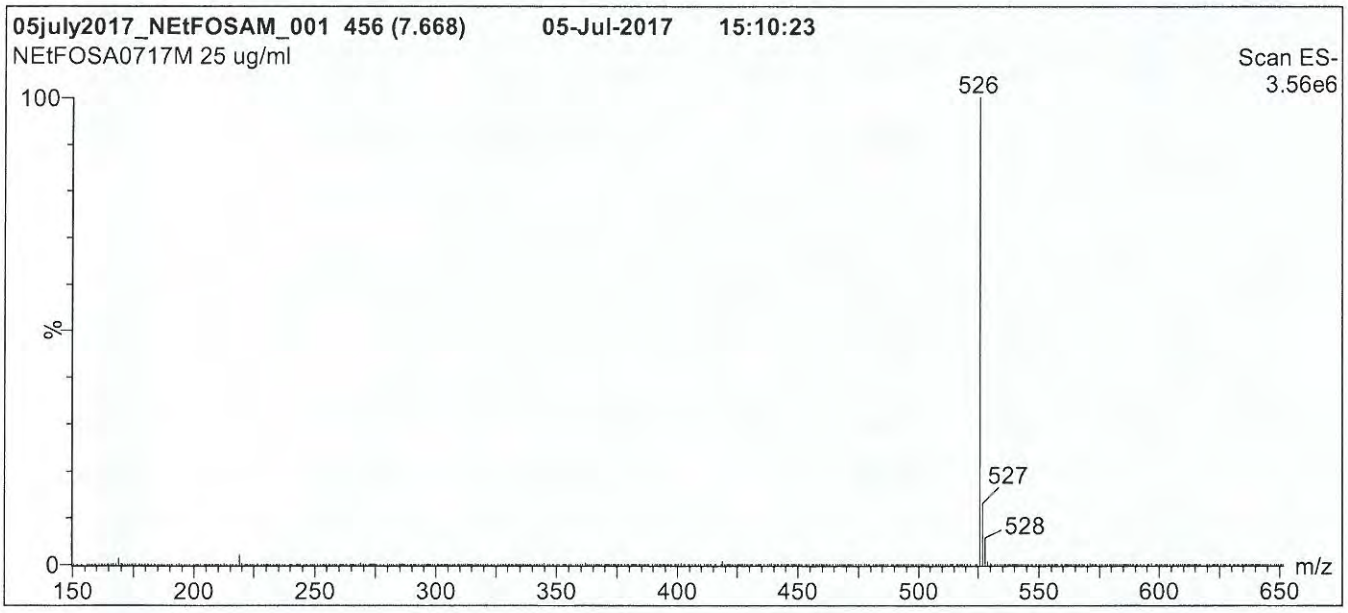

Conditions for Figure 1:

LC: **Waters Acquity Ultra Performance LC**
MS: **Micromass Quattro *micro* API MS**

Chromatographic Conditions

Column: Acquity UPLC BEH Shield RP_{18}
1.7 µm, 2.1 x 100 mm

Mobile phase: Gradient
Start: 45% H_2O / 55% (80:20 MeOH:ACN)
(both with 10 mM NH_4OAc buffer)
Ramp to 90% organic over 7.5 min and hold for 1.5 min
before returning to initial conditions in 0.5 min.
Time: 10 min

Flow: 300 µl/min

MS Parameters

Experiment: Full Scan (150 - 850 amu)

Source: Electrospray (negative)
Capillary Voltage (kV) = 2.50
Cone Voltage (V) = 40.00
Cone Gas Flow (l/hr) = 50
Desolvation Gas Flow (l/hr) = 750

17L2031

Figure 2: **N-EtFOSA-M; LC/MS/MS Data (Selected MRM Transitions)**

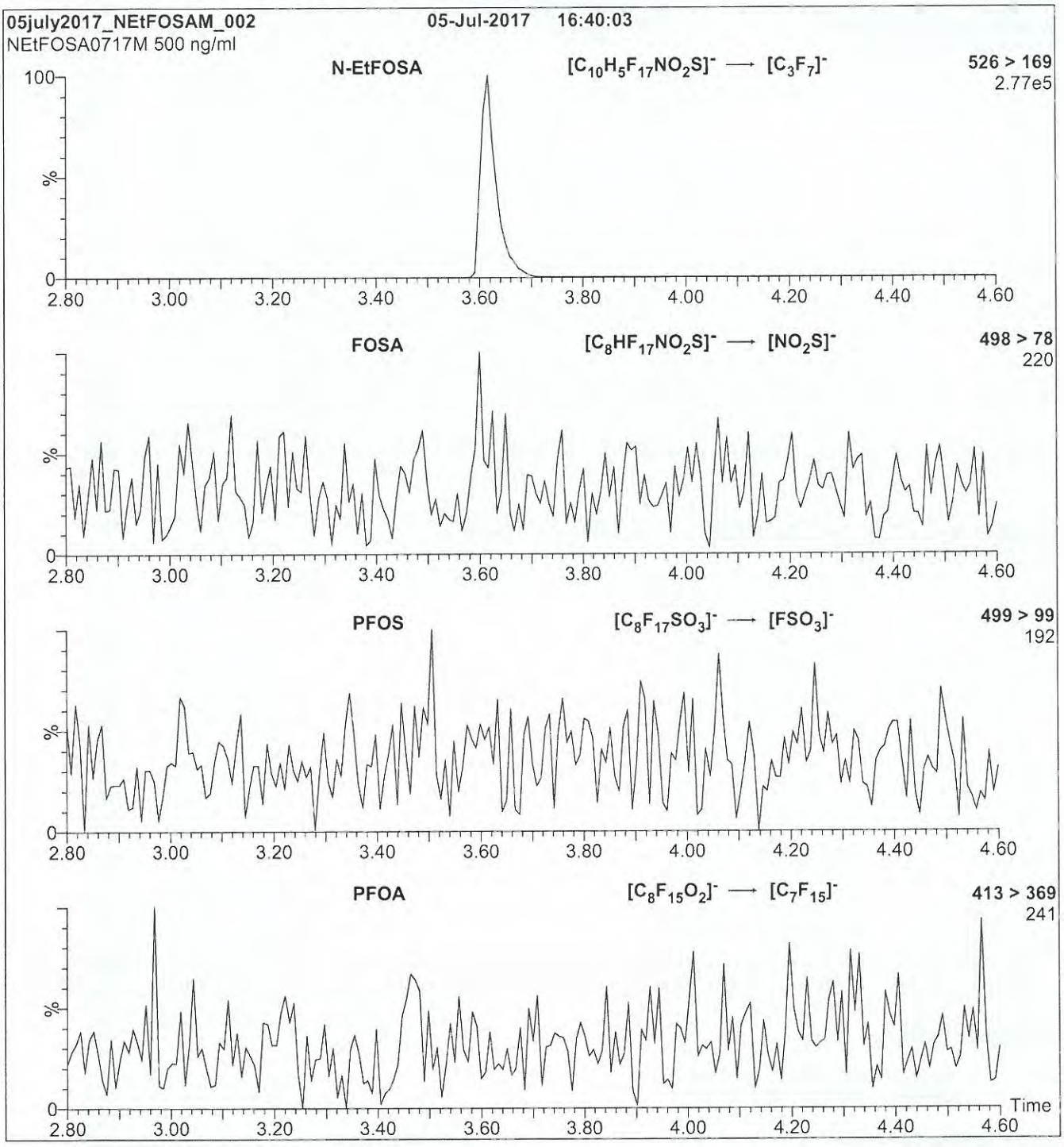

Conditions for Figure 2:

Injection: Direct loop injection
10 µl (500 ng/ml N-EtFOSA-M)

Mobile phase: Isocratic 80% (80:20 MeOH:ACN) / 20% H_2O
(both with 10 mM NH_4OAc buffer)

Flow: 300 µl/min

MS Parameters

Collision Gas (mbar) = 3.43e-3
Collision Energy (eV) = 30

17L2032

WELLINGTON LABORATORIES

CERTIFICATE OF ANALYSIS DOCUMENTATION

PRODUCT CODE:	N-MeFOSA-M	**LOT NUMBER:**	NMeFOSA0717M
COMPOUND:	N-methylperfluoro-1-octanesulfonamide		
STRUCTURE:		**CAS #:**	31506-32-8

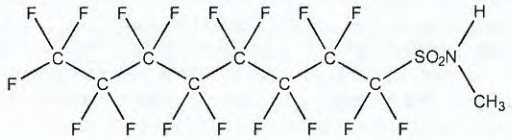

MOLECULAR FORMULA:	$C_9H_4F_{17}NO_2S$	**MOLECULAR WEIGHT:**	513.17
CONCENTRATION:	50 ± 2.5 µg/ml	**SOLVENT(S):**	Methanol
CHEMICAL PURITY:	>98%		
LAST TESTED: (mm/dd/yyyy)	07/05/2017		
EXPIRY DATE: (mm/dd/yyyy)	07/05/2022		
RECOMMENDED STORAGE:	Store ampoule in a cool, dark place		

DOCUMENTATION/ DATA ATTACHED:

Figure 1: LC/MS Data (TIC and Mass Spectrum)
Figure 2: LC/MS/MS Data (Selected MRM Transitions)

ADDITIONAL INFORMATION:

- See page 2 for further details.

FOR LABORATORY USE ONLY: NOT FOR HUMAN OR DRUG USE

Certified By: _____ **Date:** 07/10/2017 (mm/dd/yyyy)
B.G. Chittim, General Manager

Wellington Laboratories Inc., 345 Southgate Dr. Guelph ON N1G 3M5 CANADA
519-822-2436 • Fax: 519-822-2849 • info@well-labs.com

17L2032

INTENDED USE:

The products prepared by Wellington Laboratories Inc. are for laboratory use only. This certified reference material (CRM) was designed to be used as a standard for the identification and/or quantification of the specific chemical compound it contains.

HAZARDS:

This product should only be used by qualified personnel familiar with its potential hazards and trained in the handling of hazardous chemicals. Due care should be exercised to prevent unnecessary human contact or ingestion. All procedures should be carried out in a well-functioning fume hood and suitable gloves, eye protection, and clothing should be worn at all times. Waste should be disposed of according to national and regional regulations. Safety Data Sheets (SDSs) are available upon request.

SYNTHESIS / CHARACTERIZATION:

Where possible, all of our products are synthesized using single-product unambiguous routes. They are then characterized, and their structures and purities confirmed, using a combination of the most relevant techniques, such as NMR, GC/MS, LC/MS/MS, SFC/UV/MS/MS, x-ray crystallography, and melting point. Isotopic purities of mass-labelled compounds are also confirmed using HRGC/HRMS and/or LC/MS/MS.

HOMOGENEITY:

Prior to solution preparation, crystalline material is tested for homogeneity using a variety of techniques (as stated above) and its solubility in a given diluent is taken into consideration. Duplicate solutions of a new product are prepared from the same crystalline lot and, after the addition of an appropriate internal standard, they are compared by GC/MS, LC/MS/MS and/or SFC/UV/MS/MS. The relative response factors of the analyte of interest in each solution are required to be <5% RSD. New solution lots of existing products are compared to older lots in the same manner, which further confirms the homogeneity of the crystalline material as well as the stability and homogeneity of the solutions in the storage containers. In order to maintain the integrity of the assigned value(s), and associated uncertainty, the dilution or injection of a subsample of this product should be performed using calibrated measuring equipment.

UNCERTAINTY:

The maximum combined relative standard uncertainty of our reference standard solutions is calculated using the following equation:

The combined relative standard uncertainty, $u_c(y)$, of a value y and the uncertainty of the independent parameters $x_1, x_2, \ldots x_n$ on which it depends is:

$$u_c(y(x_1, x_2, \ldots x_n)) = \sqrt{\sum_{i=1}^{n} u(y, x_i)^2}$$

where x is expressed as a relative standard uncertainty of the individual parameter.

The individual uncertainties taken into account include those associated with weights (calibration of the balance) and volumes (calibration of the volumetric glassware). An expanded maximum combined percent relative uncertainty of ±5% (calculated with a coverage factor of 2 and a level of confidence of 95%) is stated on the Certificate of Analysis for all of our products.

TRACEABILITY:

All reference standard solutions are traceable to specific crystalline lots. The microbalances used for solution preparation are regularly tested by an external ISO/IEC 17025 accredited calibration company. In addition, their calibration is verified prior to each weighing using calibrated NIST and/or NRC traceable external weights. All volumetric glassware used is calibrated, of Class A tolerance, and has been tested according to the appropriate ASTM procedures, which are ultimately traceable to NIST. For certain products, traceability to international interlaboratory studies has also been established.

EXPIRY DATE / PERIOD OF VALIDITY:

Ongoing stability studies of this product have demonstrated stability in its composition and concentration, until the specified expiry date, in the unopened ampoule. Monitoring for any degradation or change in concentration of the listed analyte(s) is performed on a routine basis.

LIMITED WARRANTY:

At the time of shipment, all products are warranted to be free of defects in material and workmanship and to conform to the stated technical and purity specifications.

QUALITY MANAGEMENT:

This product was produced using a Quality Management System registered to the latest versions of ISO 9001 by SAI Global, ISO/IEC 17025 by the Canadian Association for Laboratory Accreditation Inc. (CALA; A 1226), and ISO GUIDE 34 by ANSI-ASQ National Accreditation Board (ANAB; AR-1523).

CALA

ANAB ACCREDITED

For additional information or assistance concerning this or any other products from Wellington Laboratories Inc., please visit our website at www.well-labs.com or contact us directly at info@well-labs.com

17L2032

Figure 1: **N-MeFOSA-M; LC/MS Data (TIC and Mass Spectrum)**

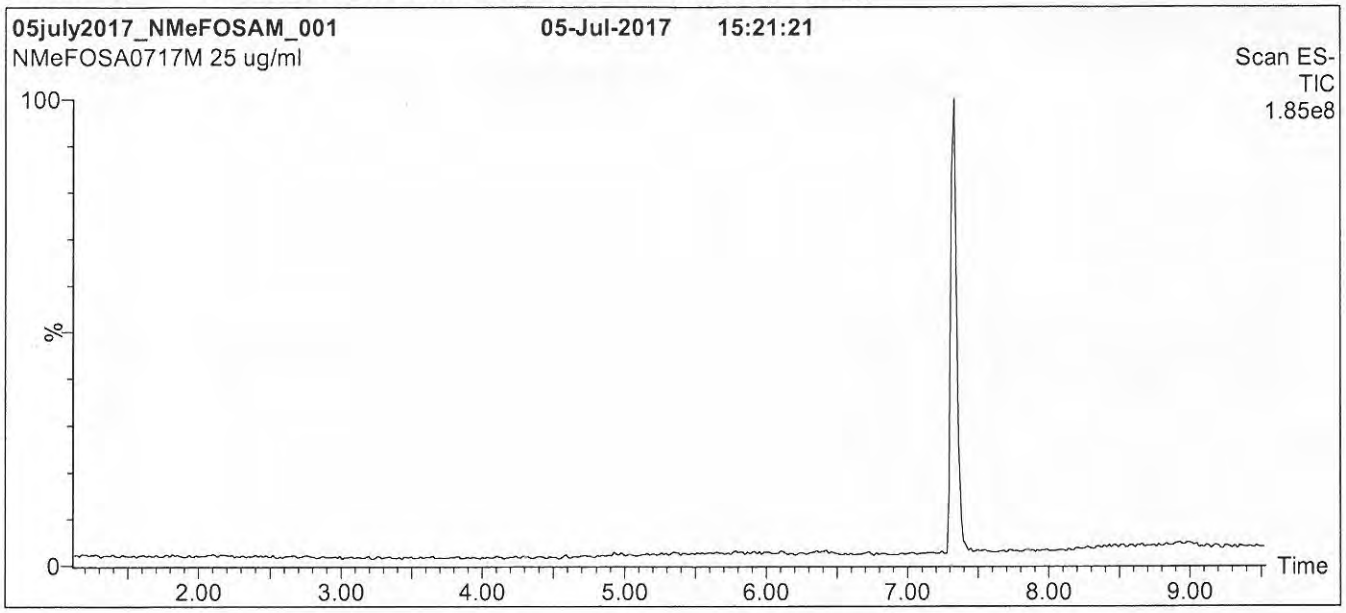

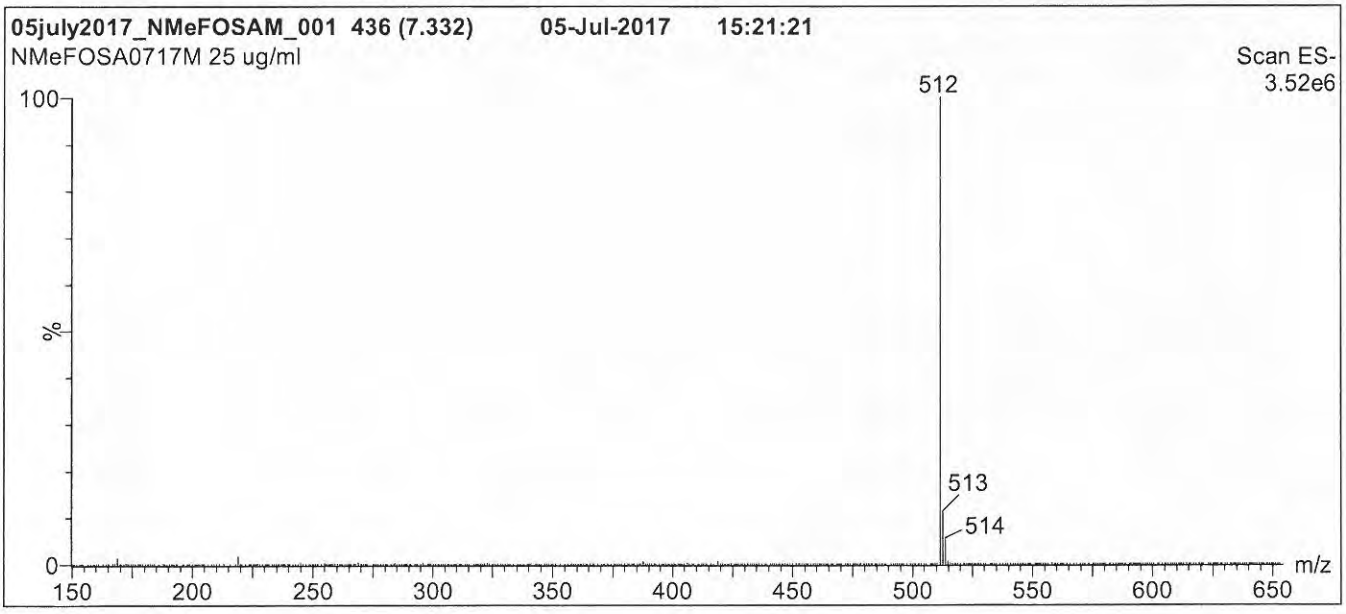

Conditions for Figure 1:

LC: **Waters Acquity Ultra Performance LC**
MS: **Micromass Quattro *micro* API MS**

Chromatographic Conditions

Column: Acquity UPLC BEH Shield RP_{18}
1.7 µm, 2.1 x 100 mm

Mobile phase: Gradient
Start: 45% H_2O / 55% (80:20 MeOH:ACN)
(both with 10 mM NH_4OAc buffer)
Ramp to 90% organic over 7.5 min and hold for
1.5 min before returning to initial conditions in 0.5 min.
Time: 10 min

Flow: 300 µl/min

MS Parameters

Experiment: Full Scan (150 - 850 amu)

Source: Electrospray (negative)
Capillary Voltage (kV) = 2.50
Cone Voltage (V) = 40.00
Cone Gas Flow (l/hr) = 50
Desolvation Gas Flow (l/hr) = 750

17L 2032

Figure 2: **N-MeFOSA-M; LC/MS/MS Data (Selected MRM Transitions)**

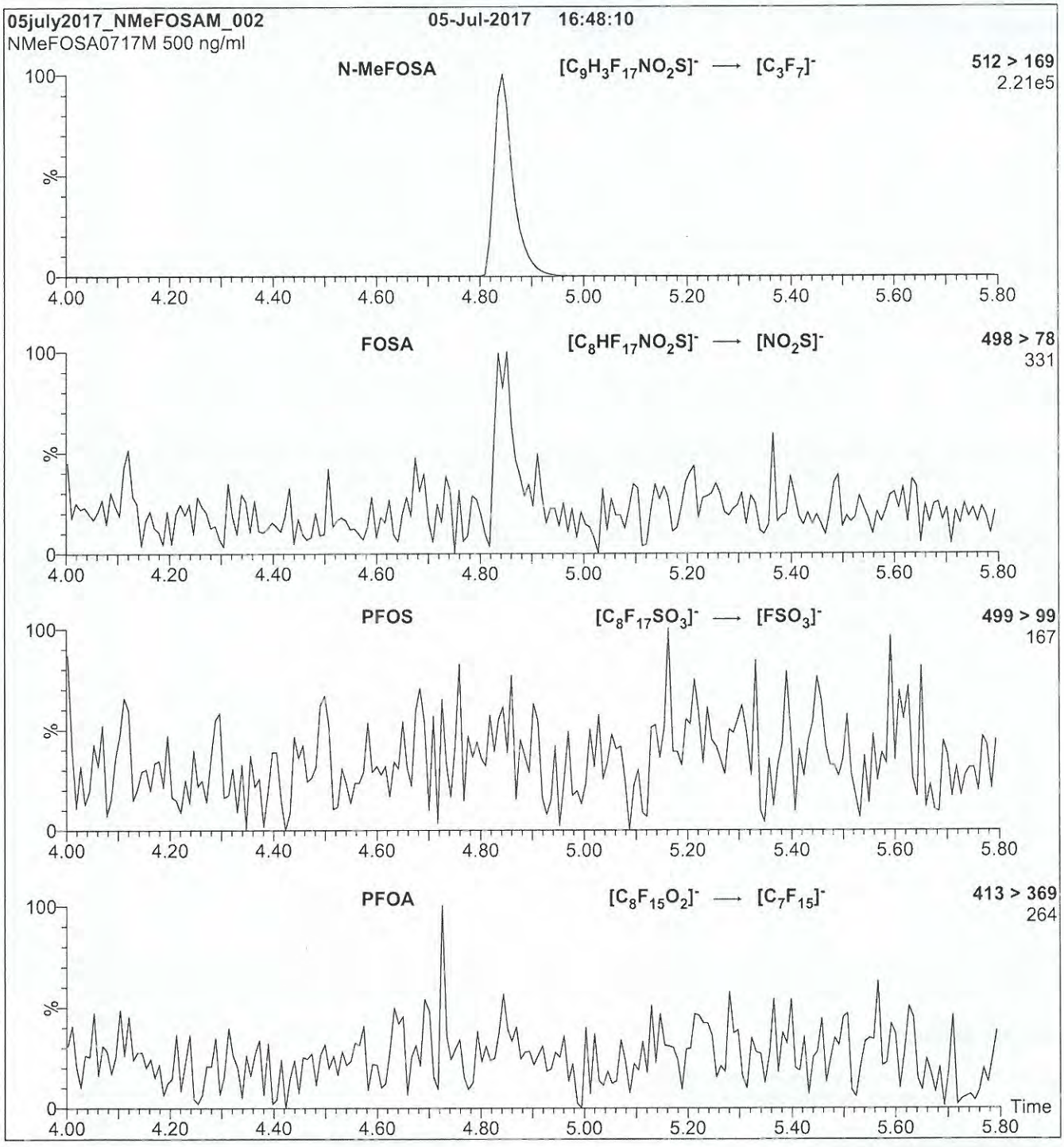

Conditions for Figure 2:

Injection: Direct loop injection
10 µl (500 ng/ml N-MeFOSA-M)

Mobile phase: Isocratic 80% (80:20 MeOH:ACN) / 20% H_2O
(both with 10 mM NH_4OAc buffer)

Flow: 300 µl/min

MS Parameters

Collision Gas (mbar) = 3.31e-3
Collision Energy (eV) = 30

17L2033

WELLINGTON LABORATORIES

CERTIFICATE OF ANALYSIS DOCUMENTATION

PRODUCT CODE: N-EtFOSE-M **LOT NUMBER:** NEtFOSE0417M

COMPOUND: 2-(N-ethylperfluoro-1-octanesulfonamido)-ethanol

STRUCTURE: **CAS #:** 1691-99-2

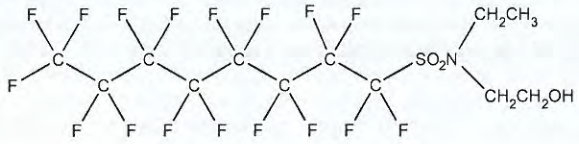

MOLECULAR FORMULA:	$C_{12}H_{10}F_{17}NO_3S$	**MOLECULAR WEIGHT:**	571.25
CONCENTRATION:	50 ± 2.5 µg/ml	**SOLVENT(S):**	Methanol
CHEMICAL PURITY:	>98%		
LAST TESTED: (mm/dd/yyyy)	04/24/2017 (HRGC/LRMS) 04/21/2017 (LC/MS)		
EXPIRY DATE: (mm/dd/yyyy)	04/24/2022		
RECOMMENDED STORAGE:	Store ampoule in a cool, dark place		

DOCUMENTATION/ DATA ATTACHED:

Figure 1: HRGC/LRMS Data (TIC and Mass Spectrum)
Figure 2: LC/MS Data (TIC and Mass Spectrum)
Figure 3: LC/MS/MS Data (Selected MRM Transitions)

ADDITIONAL INFORMATION:

- See page 2 for further details.
- In order to see the molecular ion (adduct free), the LC mobile phase should be free of ammonium acetate buffer.

FOR LABORATORY USE ONLY: NOT FOR HUMAN OR DRUG USE

Certified By: _____ **Date:** 04/26/2017 (mm/dd/yyyy)
B.G. Chittim, General Manager

Wellington Laboratories Inc., 345 Southgate Dr. Guelph ON N1G 3M5 CANADA
519-822-2436 • Fax: 519-822-2849 • info@well-labs.com

17L2033

INTENDED USE:

The products prepared by Wellington Laboratories Inc. are for laboratory use only. This certified reference material (CRM) was designed to be used as a standard for the identification and/or quantification of the specific chemical compound it contains.

HAZARDS:

This product should only be used by qualified personnel familiar with its potential hazards and trained in the handling of hazardous chemicals. Due care should be exercised to prevent unnecessary human contact or ingestion. All procedures should be carried out in a well-functioning fume hood and suitable gloves, eye protection, and clothing should be worn at all times. Waste should be disposed of according to national and regional regulations. Safety Data Sheets (SDSs) are available upon request.

SYNTHESIS / CHARACTERIZATION:

Where possible, all of our products are synthesized using single-product unambiguous routes. They are then characterized, and their structures and purities confirmed, using a combination of the most relevant techniques, such as NMR, GC/MS, LC/MS/MS, SFC/UV/MS/MS, x-ray crystallography, and melting point. Isotopic purities of mass-labelled compounds are also confirmed using HRGC/HRMS and/or LC/MS/MS.

HOMOGENEITY:

Prior to solution preparation, crystalline material is tested for homogeneity using a variety of techniques (as stated above) and its solubility in a given diluent is taken into consideration. Duplicate solutions of a new product are prepared from the same crystalline lot and, after the addition of an appropriate internal standard, they are compared by GC/MS, LC/MS/MS and/or SFC/UV/MS/MS. The relative response factors of the analyte of interest in each solution are required to be <5% RSD. New solution lots of existing products are compared to older lots in the same manner, which further confirms the homogeneity of the crystalline material as well as the stability and homogeneity of the solutions in the storage containers. In order to maintain the integrity of the assigned value(s), and associated uncertainty, the dilution or injection of a subsample of this product should be performed using calibrated measuring equipment.

UNCERTAINTY:

The maximum combined relative standard uncertainty of our reference standard solutions is calculated using the following equation:

The combined relative standard uncertainty, $u_c(y)$, of a value y and the uncertainty of the independent parameters $x_1, x_2, \ldots x_n$ on which it depends is:

$$u_c(y(x_1, x_2, \ldots x_n)) = \sqrt{\sum_{i=1}^{n} u(y, x_i)^2}$$

where x is expressed as a relative standard uncertainty of the individual parameter.

The individual uncertainties taken into account include those associated with weights (calibration of the balance) and volumes (calibration of the volumetric glassware). An expanded maximum combined percent relative uncertainty of ±5% (calculated with a coverage factor of 2 and a level of confidence of 95%) is stated on the Certificate of Analysis for all of our products.

TRACEABILITY:

All reference standard solutions are traceable to specific crystalline lots. The microbalances used for solution preparation are regularly tested by an external ISO/IEC 17025 accredited calibration company. In addition, their calibration is verified prior to each weighing using calibrated NIST and/or NRC traceable external weights. All volumetric glassware used is calibrated, of Class A tolerance, and has been tested according to the appropriate ASTM procedures, which are ultimately traceable to NIST. For certain products, traceability to international interlaboratory studies has also been established.

EXPIRY DATE / PERIOD OF VALIDITY:

Ongoing stability studies of this product have demonstrated stability in its composition and concentration, until the specified expiry date, in the unopened ampoule. Monitoring for any degradation or change in concentration of the listed analyte(s) is performed on a routine basis.

LIMITED WARRANTY:

At the time of shipment, all products are warranted to be free of defects in material and workmanship and to conform to the stated technical and purity specifications.

QUALITY MANAGEMENT:

This product was produced using a Quality Management System registered to the latest versions of ISO 9001 by SAI Global, ISO/IEC 17025 by the Canadian Association for Laboratory Accreditation Inc. (CALA; A 1226), and ISO GUIDE 34 by ANSI-ASQ National Accreditation Board (ANAB; AR-1523).

CALA

ANAB ACCREDITED

For additional information or assistance concerning this or any other products from Wellington Laboratories Inc., please visit our website at www.well-labs.com or contact us directly at info@well-labs.com

17L2033

Figure 1: **N-EtFOSE-M; HRGC/LRMS Data (TIC and Mass Spectrum)**

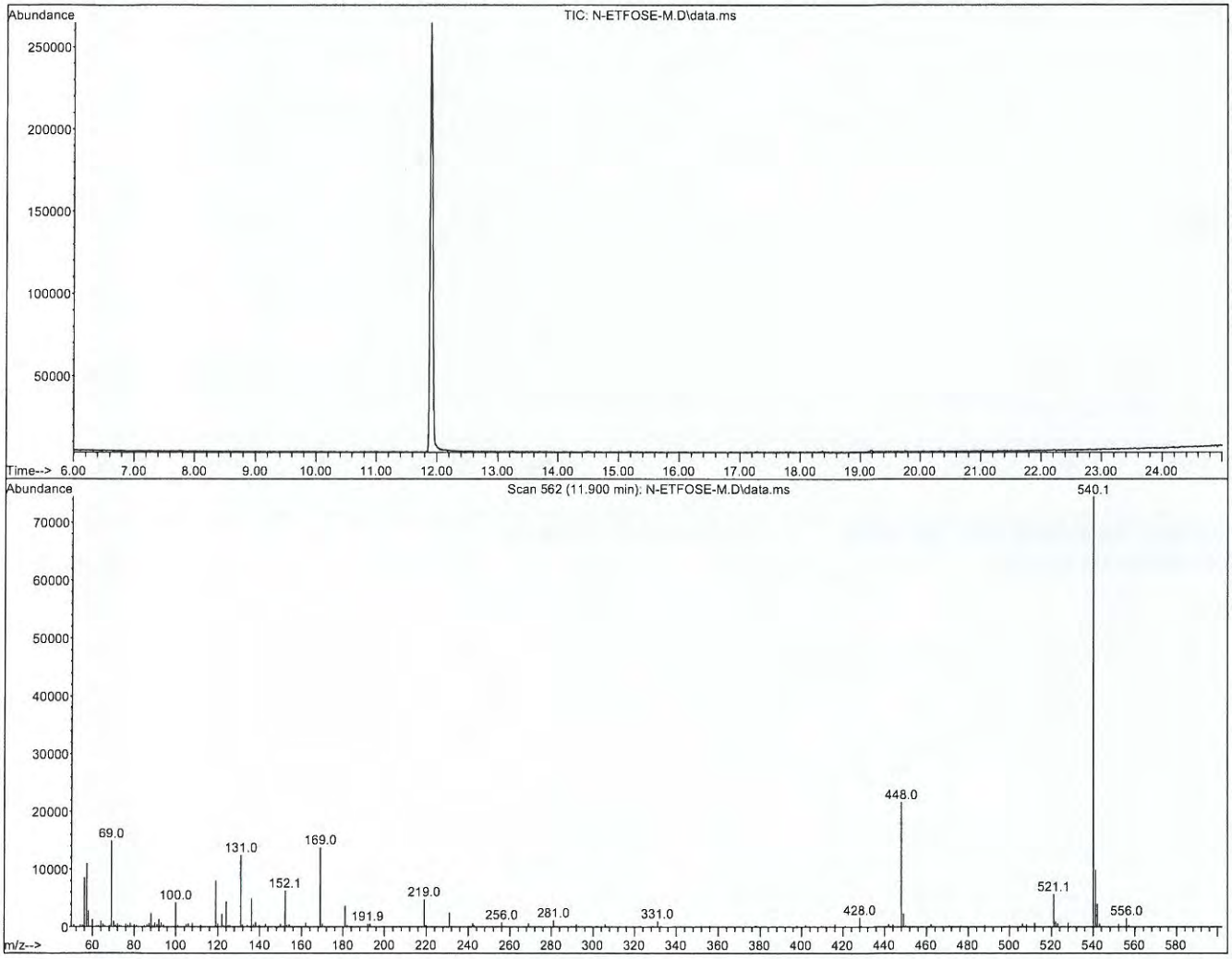

HRGC/LRMS:

Agilent 7890A (HRGC)
Agilent 5975C (LRMS)

Chromatographic Conditions:

Column:	30 m DB-5 (0.25 mm id, 0.25 µm film thickness) Agilent J&W
Injector:	250 °C (Splitless Injection)
Oven:	100 °C (5 min)
	10 °C/min to 325 °C
	325 °C (20 min)
Ionization:	EI+
Detector:	250 °C
	Full Scan (50-1000 amu)

17L2033

Figure 2: **N-EtFOSE-M; LC/MS Data (TIC and Mass Spectrum)**

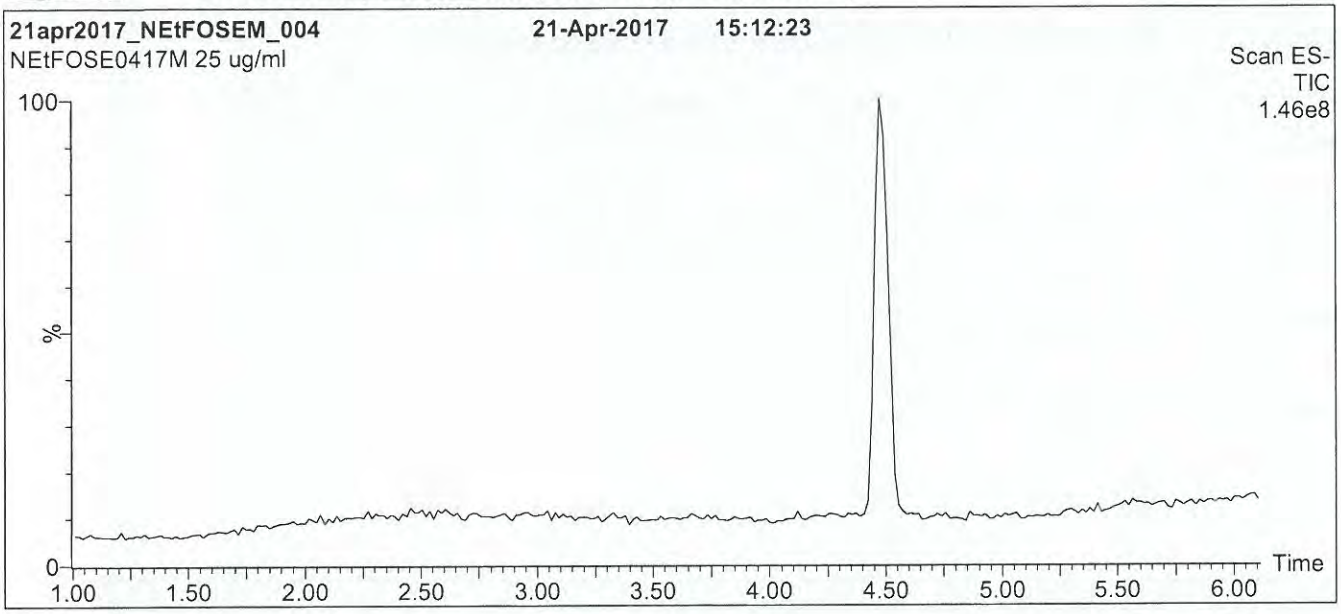

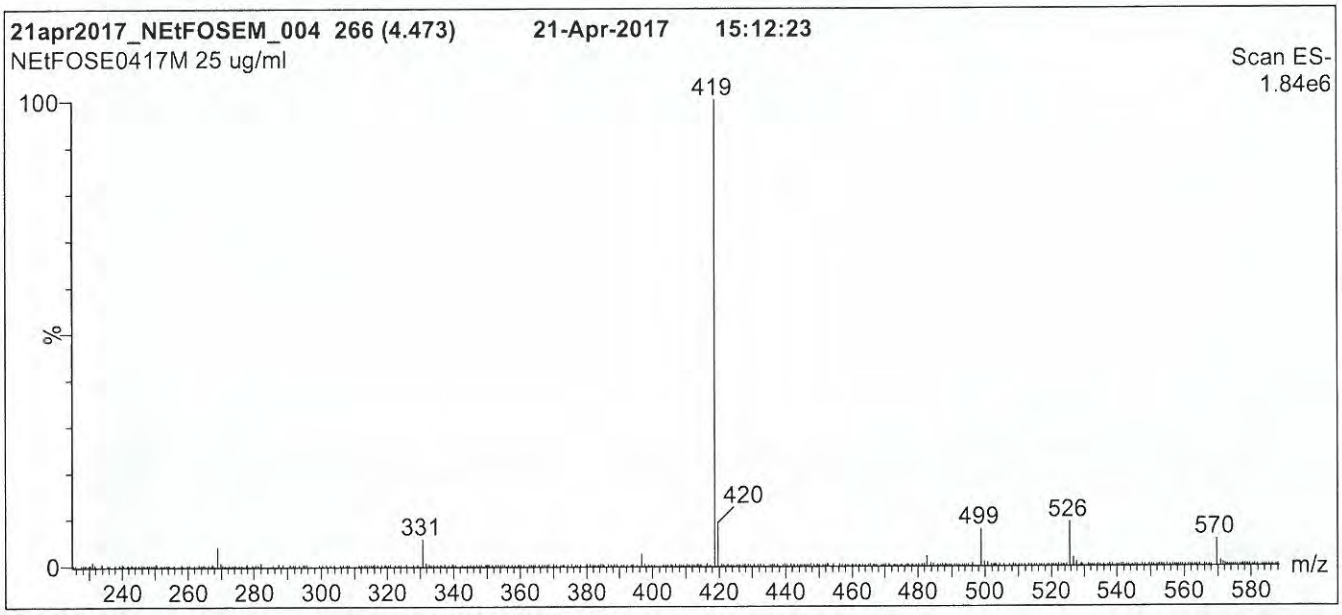

Conditions for Figure 2:

LC: **Waters Acquity Ultra Performance LC**
MS: **Micromass Quattro *micro* API MS**

Chromatographic Conditions

Column: Acquity UPLC BEH Shield RP_{18}
1.7 µm, 2.1 x 100 mm

Mobile phase: Gradient
Start: 60% MeOH / 40% H_2O
Ramp to 90% organic over 7 min and hold for 1.5 min before returning to initial conditions in 0.5 min.
Time: 10 min

Flow: 300 µl/min

MS Parameters

Experiment: Full Scan (225 - 850 amu)

Source: Electrospray (negative)
Capillary Voltage (kV) = 3.00
Cone Voltage (V) = 40.00
Cone Gas Flow (l/hr) = 100
Desolvation Gas Flow (l/hr) = 750

17L2033

Figure 3: **N-EtFOSE-M; LC/MS/MS Data (Selected MRM Transitions)**

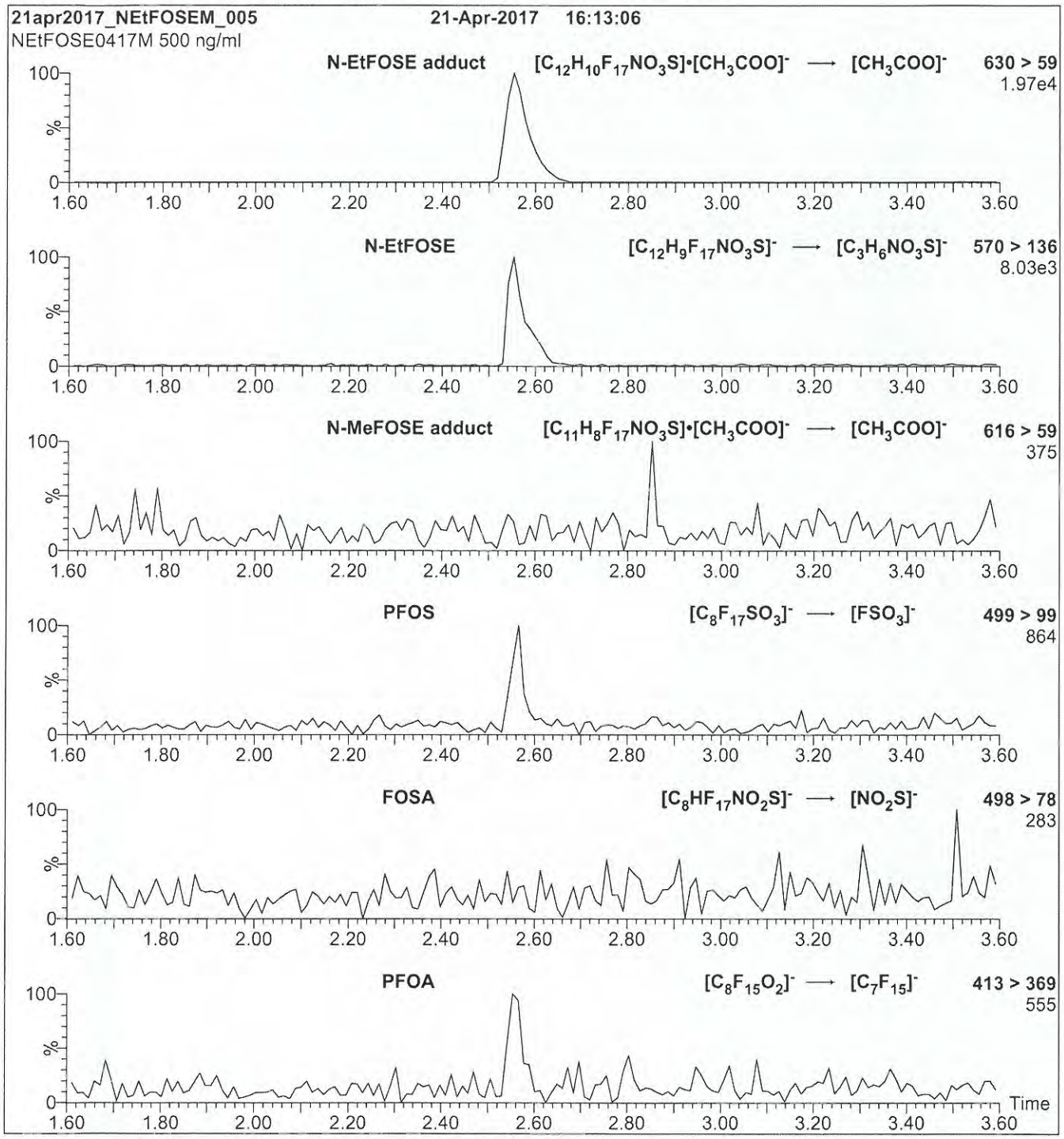

Conditions for Figure 3:

Injection: Direct loop injection
10 µl (500 ng/ml N-EtFOSE-M)

Mobile phase: Isocratic 80% MeOH / 20% H_2O

Flow: 300 µl/min

MS Parameters

Collision Gas (mbar) = 3.28e-3
Collision Energy (eV) = 33

17L2034

WELLINGTON LABORATORIES

CERTIFICATE OF ANALYSIS DOCUMENTATION

PRODUCT CODE: N-MeFOSE-M **LOT NUMBER:** NMeFOSE0417M

COMPOUND: 2-(N-methylperfluoro-1-octanesulfonamido)-ethanol

STRUCTURE: **CAS #:** 24448-09-7

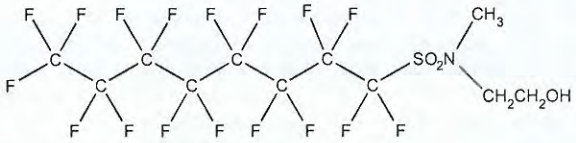

MOLECULAR FORMULA:	$C_{11}H_8F_{17}NO_3S$	**MOLECULAR WEIGHT:**	557.22
CONCENTRATION:	50 ± 2.5 µg/ml	**SOLVENT(S):**	Methanol
CHEMICAL PURITY:	>98%		
LAST TESTED: (mm/dd/yyyy)	04/24/2017 (HRGC/LRMS) 04/21/2017 (LC/MS)		
EXPIRY DATE: (mm/dd/yyyy)	04/24/2022		
RECOMMENDED STORAGE:	Store ampoule in a cool, dark place		

DOCUMENTATION/ DATA ATTACHED:

Figure 1: HRGC/LRMS Data (TIC and Mass Spectrum)
Figure 2: LC/MS Data (TIC and Mass Spectrum)
Figure 3: LC/MS/MS Data (Selected MRM Transitions)

ADDITIONAL INFORMATION:

- See page 2 for further details.
- In order to see the molecular ion (adduct free), the LC mobile phase should be free of ammonium acetate buffer.

FOR LABORATORY USE ONLY: NOT FOR HUMAN OR DRUG USE

Certified By: _____ **Date:** 05/05/2017 (mm/dd/yyyy)

B.G. Chittim, General Manager

Wellington Laboratories Inc., 345 Southgate Dr. Guelph ON N1G 3M5 CANADA
519-822-2436 • Fax: 519-822-2849 • info@well-labs.com

17L2034

INTENDED USE:

The products prepared by Wellington Laboratories Inc. are for laboratory use only. This certified reference material (CRM) was designed to be used as a standard for the identification and/or quantification of the specific chemical compound it contains.

HAZARDS:

This product should only be used by qualified personnel familiar with its potential hazards and trained in the handling of hazardous chemicals. Due care should be exercised to prevent unnecessary human contact or ingestion. All procedures should be carried out in a well-functioning fume hood and suitable gloves, eye protection, and clothing should be worn at all times. Waste should be disposed of according to national and regional regulations. Safety Data Sheets (SDSs) are available upon request.

SYNTHESIS / CHARACTERIZATION:

Where possible, all of our products are synthesized using single-product unambiguous routes. They are then characterized, and their structures and purities confirmed, using a combination of the most relevant techniques, such as NMR, GC/MS, LC/MS/MS, SFC/UV/MS/MS, x-ray crystallography, and melting point. Isotopic purities of mass-labelled compounds are also confirmed using HRGC/HRMS and/or LC/MS/MS.

HOMOGENEITY:

Prior to solution preparation, crystalline material is tested for homogeneity using a variety of techniques (as stated above) and its solubility in a given diluent is taken into consideration. Duplicate solutions of a new product are prepared from the same crystalline lot and, after the addition of an appropriate internal standard, they are compared by GC/MS, LC/MS/MS and/or SFC/UV/MS/MS. The relative response factors of the analyte of interest in each solution are required to be <5% RSD. New solution lots of existing products are compared to older lots in the same manner, which further confirms the homogeneity of the crystalline material as well as the stability and homogeneity of the solutions in the storage containers. In order to maintain the integrity of the assigned value(s), and associated uncertainty, the dilution or injection of a subsample of this product should be performed using calibrated measuring equipment.

UNCERTAINTY:

The maximum combined relative standard uncertainty of our reference standard solutions is calculated using the following equation:

The combined relative standard uncertainty, $u_c(y)$, of a value y and the uncertainty of the independent parameters $x_1, x_2, \ldots x_n$ on which it depends is:

$$u_c(y(x_1, x_2, \ldots x_n)) = \sqrt{\sum_{i=1}^{n} u(y, x_i)^2}$$

where x is expressed as a relative standard uncertainty of the individual parameter.

The individual uncertainties taken into account include those associated with weights (calibration of the balance) and volumes (calibration of the volumetric glassware). An expanded maximum combined percent relative uncertainty of ±5% (calculated with a coverage factor of 2 and a level of confidence of 95%) is stated on the Certificate of Analysis for all of our products.

TRACEABILITY:

All reference standard solutions are traceable to specific crystalline lots. The microbalances used for solution preparation are regularly tested by an external ISO/IEC 17025 accredited calibration company. In addition, their calibration is verified prior to each weighing using calibrated NIST and/or NRC traceable external weights. All volumetric glassware used is calibrated, of Class A tolerance, and has been tested according to the appropriate ASTM procedures, which are ultimately traceable to NIST. For certain products, traceability to international interlaboratory studies has also been established.

EXPIRY DATE / PERIOD OF VALIDITY:

Ongoing stability studies of this product have demonstrated stability in its composition and concentration, until the specified expiry date, in the unopened ampoule. Monitoring for any degradation or change in concentration of the listed analyte(s) is performed on a routine basis.

LIMITED WARRANTY:

At the time of shipment, all products are warranted to be free of defects in material and workmanship and to conform to the stated technical and purity specifications.

QUALITY MANAGEMENT:

This product was produced using a Quality Management System registered to the latest versions of ISO 9001 by SAI Global, ISO/IEC 17025 by the Canadian Association for Laboratory Accreditation Inc. (CALA; A 1226), and ISO GUIDE 34 by ANSI-ASQ National Accreditation Board (ANAB; AR-1523).

CALA

ANAB ACCREDITED

For additional information or assistance concerning this or any other products from Wellington Laboratories Inc., please visit our website at www.well-labs.com or contact us directly at info@well-labs.com

17L2034

Figure 1: **N-MeFOSE-M; HRGC/LRMS Data (TIC and Mass Spectrum)**

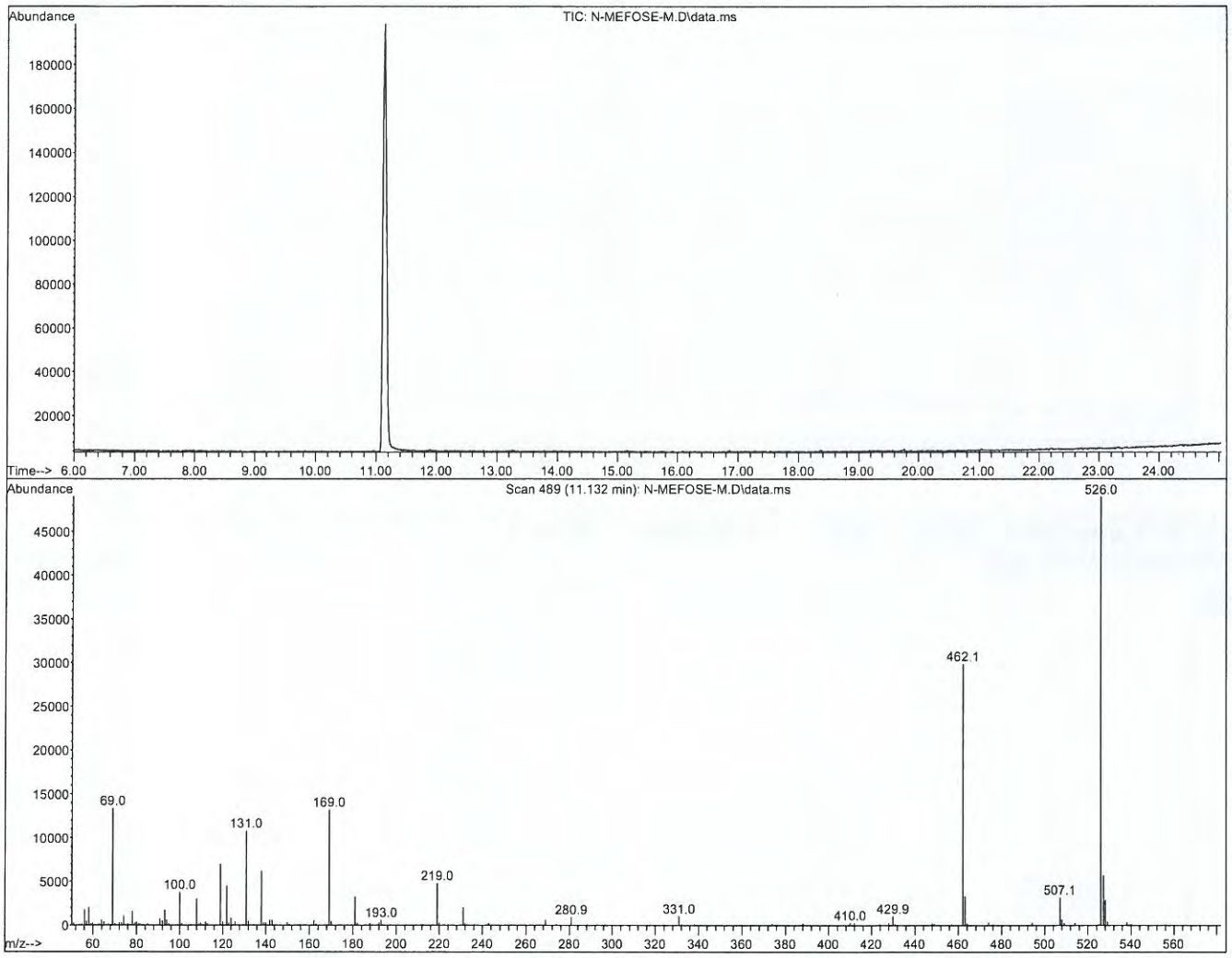

HRGC/LRMS:

Agilent 7890A (HRGC)
Agilent 5975C (LRMS)

Chromatographic Conditions:

Column:	30 m DB-5 (0.25 mm id, 0.25 µm film thickness) Agilent J&W
Injector:	250 °C (Splitless Injection)
Oven:	100 °C (5 min) 10 °C/min to 325 °C 325 °C (20 min)
Ionization:	EI+
Detector:	250 °C Full Scan (50-1000 amu)

17L2034

Figure 2: **N-MeFOSE-M; LC/MS Data (TIC and Mass Spectrum)**

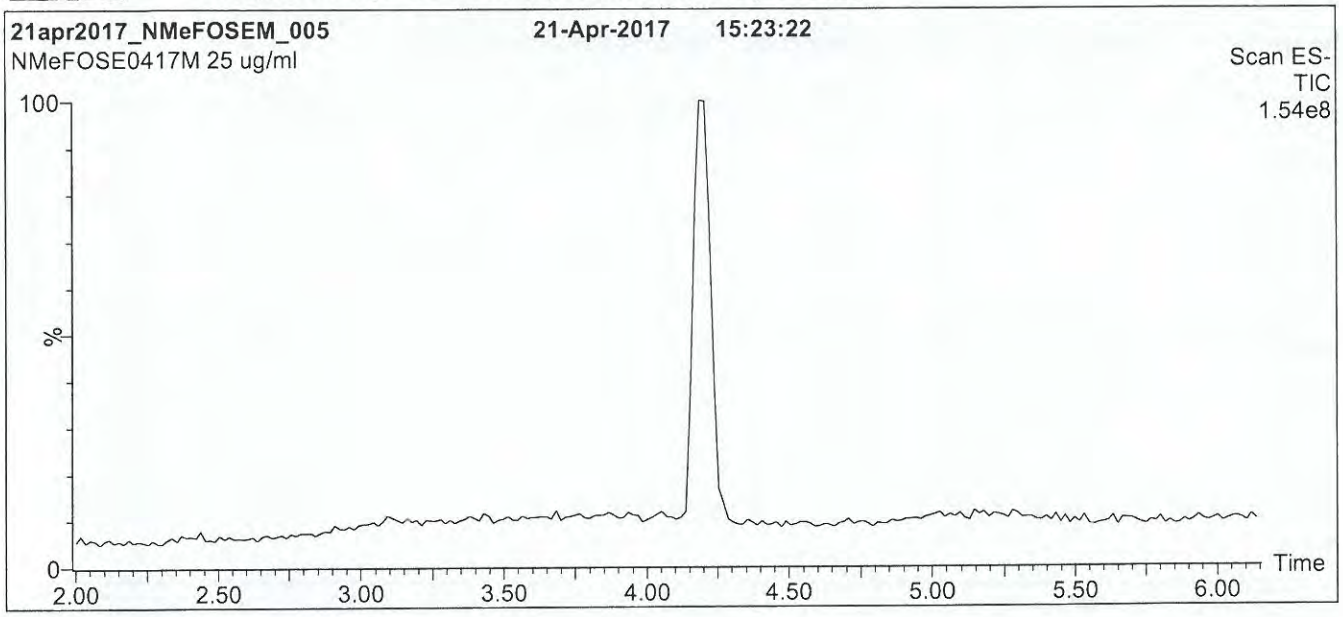

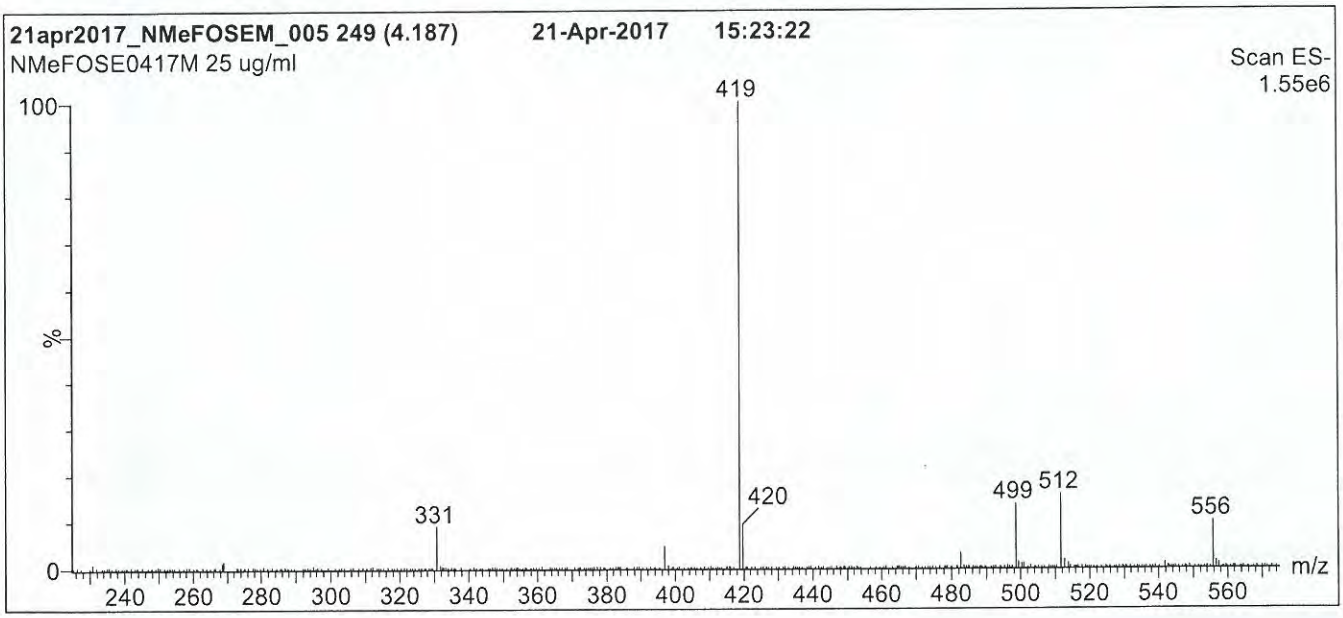

Conditions for Figure 2:

LC: **Waters Acquity Ultra Performance LC**
MS: **Micromass Quattro *micro* API MS**

Chromatographic Conditions

Column: Acquity UPLC BEH Shield RP_{18}
1.7 µm, 2.1 x 100 mm

Mobile phase: Gradient
Start: 60% MeOH / 40% H_2O
Ramp to 90% organic over 7 min and hold for 1.5 min before returning to initial conditions in 0.5 min.
Time: 10 min

Flow: 300 µl/min

MS Parameters

Experiment: Full Scan (225 - 850 amu)

Source: Electrospray (negative)
Capillary Voltage (kV) = 3.50
Cone Voltage (V) = 40.00
Cone Gas Flow (l/hr) = 60
Desolvation Gas Flow (l/hr) = 750

17L2034

Figure 3: **N-MeFOSE-M; LC/MS/MS Data (Selected MRM Transitions)**

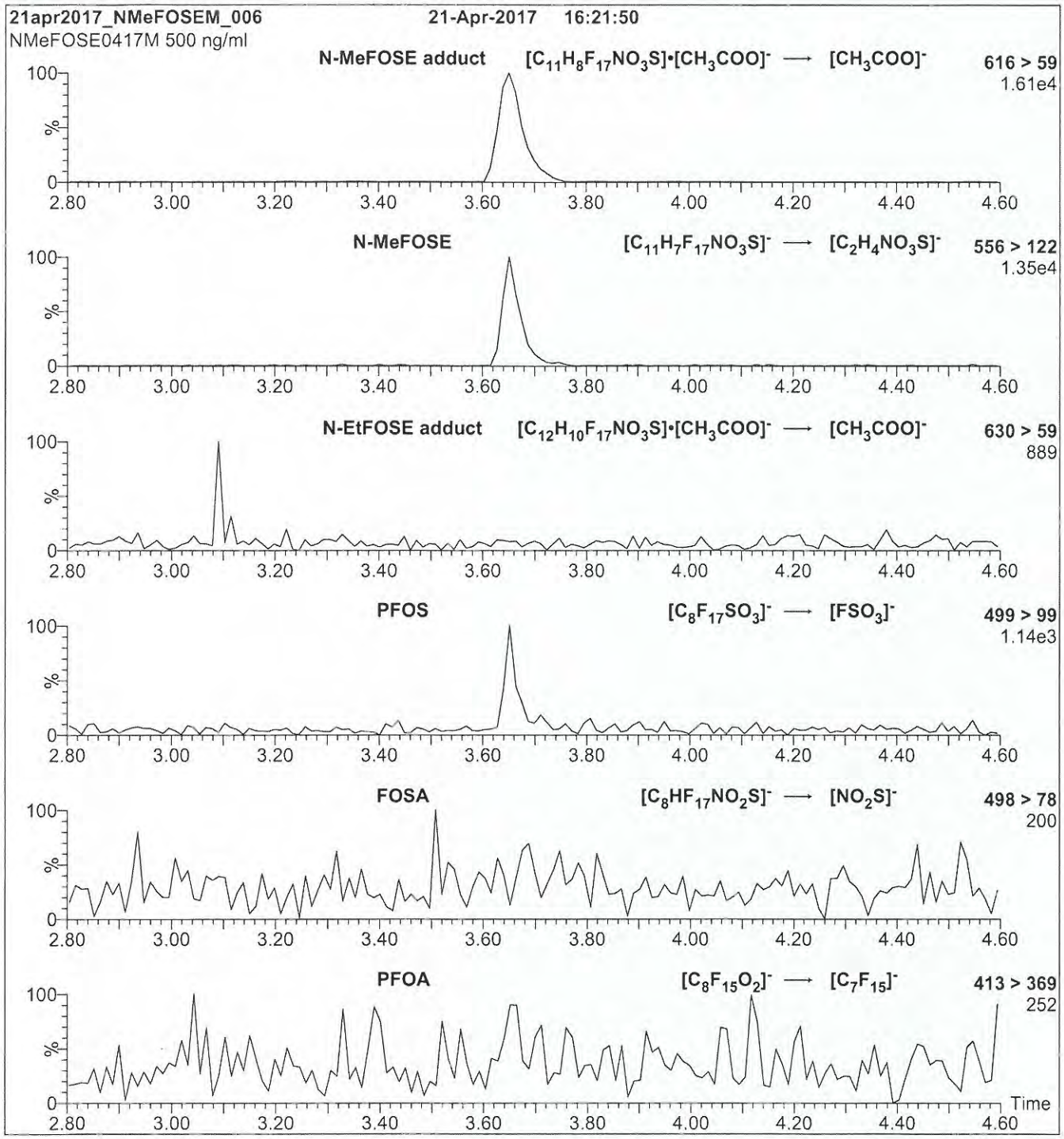

Conditions for Figure 3:

Injection: Direct loop injection
10 µl (500 ng/ml N-MeFOSE-M)

Mobile phase: Isocratic 80% MeOH / 20% H_2O

Flow: 300 µl/min

MS Parameters

Collision Gas (mbar) = 3.28e-3
Collision Energy (eV) = 35

Analytical Standard Record

Vista Analytical Laboratory

17L2332

Parent Standards used in this standard:

Standard	Description	Prepared	Prepared By	Expires	(mls)
17L2301	13C2-FOUEA	23-Dec-17	** Vendor **	14-Nov-19	1
17L2302	13C3-PFHxS	23-Dec-17	** Vendor **	05-Jul-22	1.06
17L2303	13C4-PFOS	23-Dec-17	** Vendor **	17-Oct-22	1.05
17L2304	13C7-PFUdA	23-Dec-17	** Vendor **	13-Jul-22	1
17L2305	13C5-PFHxA	23-Dec-17	** Vendor **	17-Oct-22	1
17L2306	13C6-PFDA	23-Dec-17	** Vendor **	17-Oct-22	1
17L2307	13C8-PFOA	23-Dec-17	** Vendor **	05-Jul-22	1.02
17L2308	13C4-PFBA	23-Dec-17	** Vendor **	12-Apr-22	1
17L2309	13C9-PFNA	23-Dec-17	** Vendor **	23-May-22	1

Description:	PFC-RS	Expires:	23-Dec-19
Standard Type:	Reagent	Prepared:	23-Dec-17
Solvent:	MeOH	Prepared By:	Isaac N. Johnson
Final Volume (mls):	40	Department:	LCMS
Vials:	1	Last Edit:	23-Dec-17 12:26 by INJ

Analyte	CAS Number	Concentration	Units
13C9-PFNA		1.25	ug/mL
13C8-PFOA		1.25	ug/mL
13C7-PFUnA		1.25	ug/mL
13C6-PFDA		1.25	ug/mL
13C5-PFHxA		1.25	ug/mL
13C4-PFOS		1.25	ug/mL
13C4-PFBA		1.25	ug/mL
13C3-PFHxS		1.25	ug/mL
13C2-FOUEA		1.25	ug/mL

17L2301

WELLINGTON LABORATORIES

CERTIFICATE OF ANALYSIS DOCUMENTATION

PRODUCT CODE: MFOUEA
COMPOUND: 2H-Perfluoro-[1,2-$^{13}C_2$]-2-decenoic acid

LOT NUMBER: MFOUEA1117

STRUCTURE:

CAS #: Not available

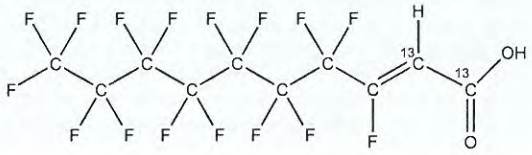

MOLECULAR FORMULA:	$^{13}C_2{}^{12}C_8H_2F_{16}O_2$	**MOLECULAR WEIGHT:**	460.08
CONCENTRATION:	50 ± 2.5 µg/ml	**SOLVENT(S):**	Anhydrous Isopropanol
CHEMICAL PURITY:	>98%	**ISOTOPIC PURITY:**	≥99% ^{13}C ($1,2\text{-}^{13}C_2$)
LAST TESTED: (mm/dd/yyyy)	11/14/2017		
EXPIRY DATE: (mm/dd/yyyy)	11/14/2019		
RECOMMENDED STORAGE:	Refrigerate ampoule		

DOCUMENTATION/ DATA ATTACHED:

Figure 1: LC/MS Data (TIC and Mass Spectrum)
Figure 2: LC/MS/MS Data (Selected MRM Transitions)

ADDITIONAL INFORMATION:

- See page 2 for further details.
- Dilution of this standard in methanol may lead to the formation of 2H-3-methoxy-perfluoro-[1,2-$^{13}C_2$]-2-decenoic acid. This reaction can be catalyzed by the presence of acid or base. All dilutions should be routinely checked for degradation.

FOR LABORATORY USE ONLY: NOT FOR HUMAN OR DRUG USE

Certified By: _____ **Date:** 11/15/2017 (mm/dd/yyyy)
B.G. Chittim, General Manager

Wellington Laboratories Inc., 345 Southgate Dr. Guelph ON N1G 3M5 CANADA
519-822-2436 • Fax: 519-822-2849 • info@well-labs.com

17L2301

INTENDED USE:

The products prepared by Wellington Laboratories Inc. are for laboratory use only. This certified reference material (CRM) was designed to be used as a standard for the identification and/or quantification of the specific chemical compound it contains.

HAZARDS:

This product should only be used by qualified personnel familiar with its potential hazards and trained in the handling of hazardous chemicals. Due care should be exercised to prevent unnecessary human contact or ingestion. All procedures should be carried out in a well-functioning fume hood and suitable gloves, eye protection, and clothing should be worn at all times. Waste should be disposed of according to national and regional regulations. Safety Data Sheets (SDSs) are available upon request.

SYNTHESIS / CHARACTERIZATION:

Where possible, all of our products are synthesized using single-product unambiguous routes. They are then characterized, and their structures and purities confirmed, using a combination of the most relevant techniques, such as NMR, GC/MS, LC/MS/MS, SFC/UV/MS/MS, x-ray crystallography, and melting point. Isotopic purities of mass-labelled compounds are also confirmed using HRGC/HRMS and/or LC/MS/MS.

HOMOGENEITY:

Prior to solution preparation, crystalline material is tested for homogeneity using a variety of techniques (as stated above) and its solubility in a given diluent is taken into consideration. Duplicate solutions of a new product are prepared from the same crystalline lot and, after the addition of an appropriate internal standard, they are compared by GC/MS, LC/MS/MS and/or SFC/UV/MS/MS. The relative response factors of the analyte of interest in each solution are required to be <5% RSD. New solution lots of existing products are compared to older lots in the same manner, which further confirms the homogeneity of the crystalline material as well as the stability and homogeneity of the solutions in the storage containers. In order to maintain the integrity of the assigned value(s), and associated uncertainty, the dilution or injection of a subsample of this product should be performed using calibrated measuring equipment.

UNCERTAINTY:

The maximum combined relative standard uncertainty of our reference standard solutions is calculated using the following equation:

The combined relative standard uncertainty, $u_c(y)$, of a value y and the uncertainty of the independent parameters $x_1, x_2, \ldots x_n$ on which it depends is:

$$u_c(y(x_1, x_2, \ldots x_n)) = \sqrt{\sum_{i=1}^{n} u(y, x_i)^2}$$

where x is expressed as a relative standard uncertainty of the individual parameter.

The individual uncertainties taken into account include those associated with weights (calibration of the balance) and volumes (calibration of the volumetric glassware). An expanded maximum combined percent relative uncertainty of ±5% (calculated with a coverage factor of 2 and a level of confidence of 95%) is stated on the Certificate of Analysis for all of our products.

TRACEABILITY:

All reference standard solutions are traceable to specific crystalline lots. The microbalances used for solution preparation are regularly tested by an external ISO/IEC 17025 accredited calibration company. In addition, their calibration is verified prior to each weighing using calibrated NIST and/or NRC traceable external weights. All volumetric glassware used is calibrated, of Class A tolerance, and has been tested according to the appropriate ASTM procedures, which are ultimately traceable to NIST. For certain products, traceability to international interlaboratory studies has also been established.

EXPIRY DATE / PERIOD OF VALIDITY:

Ongoing stability studies of this product have demonstrated stability in its composition and concentration, until the specified expiry date, in the unopened ampoule. Monitoring for any degradation or change in concentration of the listed analyte(s) is performed on a routine basis.

LIMITED WARRANTY:

At the time of shipment, all products are warranted to be free of defects in material and workmanship and to conform to the stated technical and purity specifications.

QUALITY MANAGEMENT:

This product was produced using a Quality Management System registered to the latest versions of ISO 9001 by SAI Global, ISO/IEC 17025 by the Canadian Association for Laboratory Accreditation Inc. (CALA; A 1226), and ISO GUIDE 34 by ANSI-ASQ National Accreditation Board (ANAB; AR-1523).

CALA

ANAB ACCREDITED

For additional information or assistance concerning this or any other products from Wellington Laboratories Inc., please visit our website at www.well-labs.com or contact us directly at info@well-labs.com

17L2301

Figure 1: **MFOUEA; LC/MS Data (TIC and Mass Spectrum)**

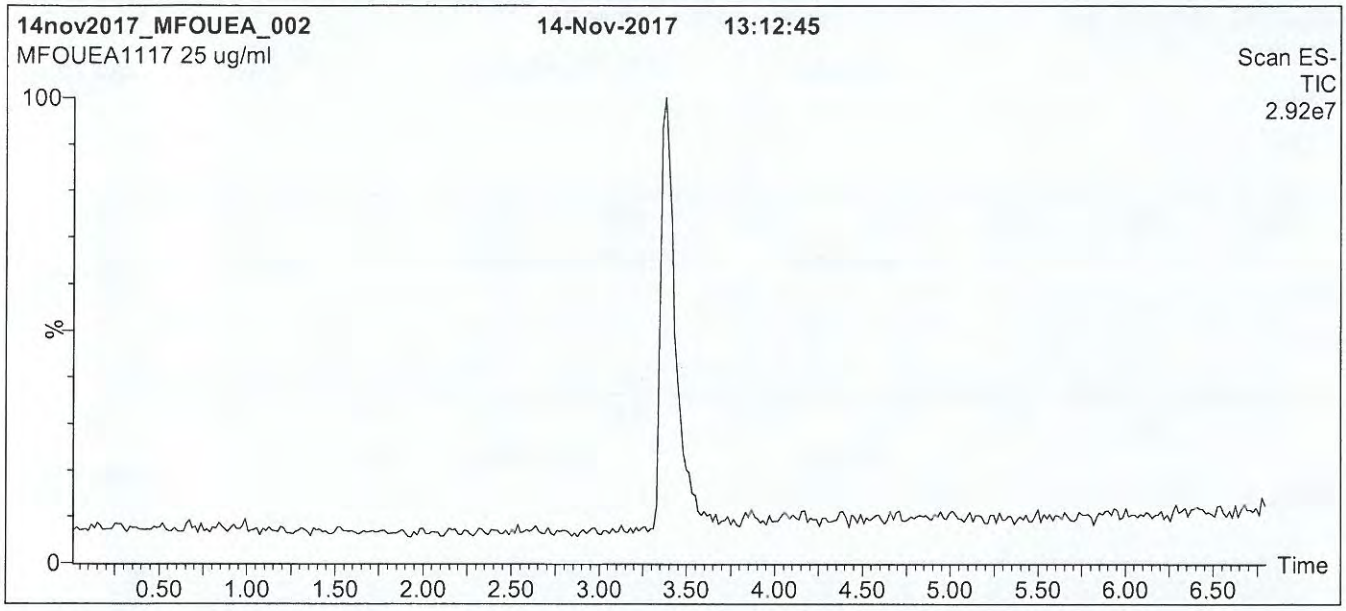

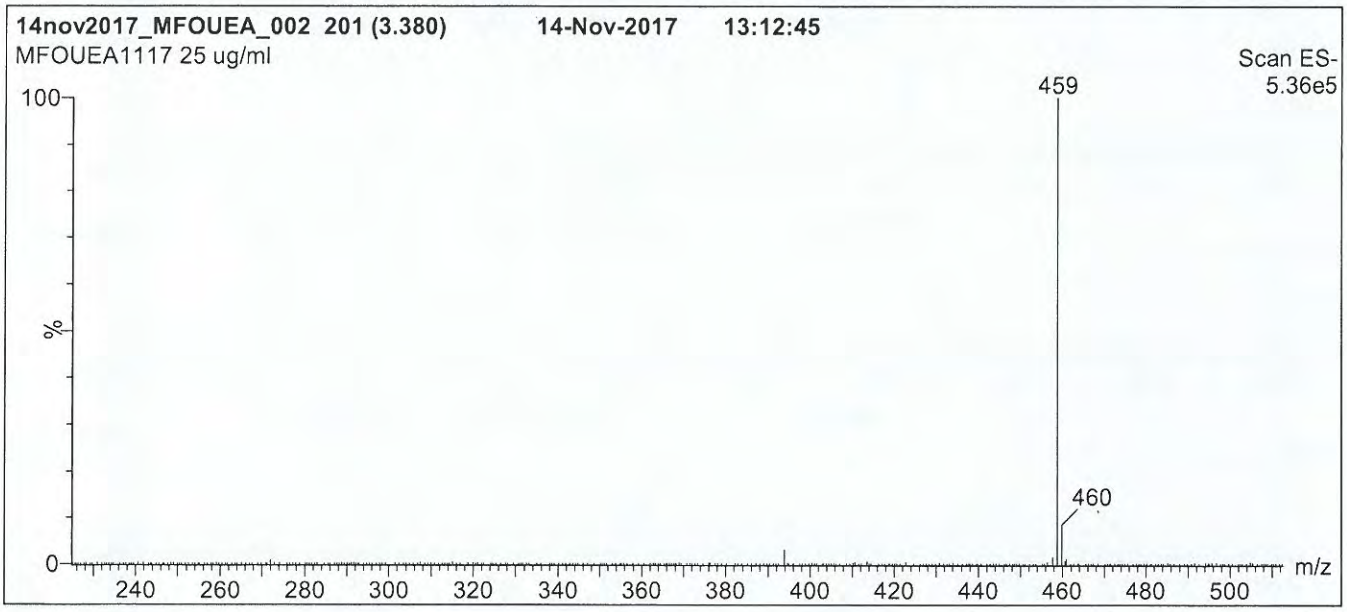

Conditions for Figure 1:

LC: **Waters Acquity Ultra Performance LC**
MS: **Micromass Quattro *micro* API MS**

Chromatographic Conditions

Column: Acquity UPLC BEH Shield RP_{18}
1.7 µm, 2.1 x 100 mm

Mobile phase: Gradient
Start: 55% (80:20 MeOH:ACN) / 45% H_2O
(both with 10 mM NH_4OAc buffer)
Ramp to 90% organic over 7.5 min and hold
for 1.5 min before returning to initial conditions in 0.5 min.
Time: 10 min

Flow: 300 µl/min

MS Parameters

Experiment: Full Scan (225 - 850 amu)

Source: Electrospray (negative)
Capillary Voltage (kV) = 3.00
Cone Voltage (V) = 14.00
Cone Gas Flow (l/hr) = 60
Desolvation Gas Flow (l/hr) = 750

17L2301

Figure 2: **MFOUEA; LC/MS/MS Data (Selected MRM Transitions)**

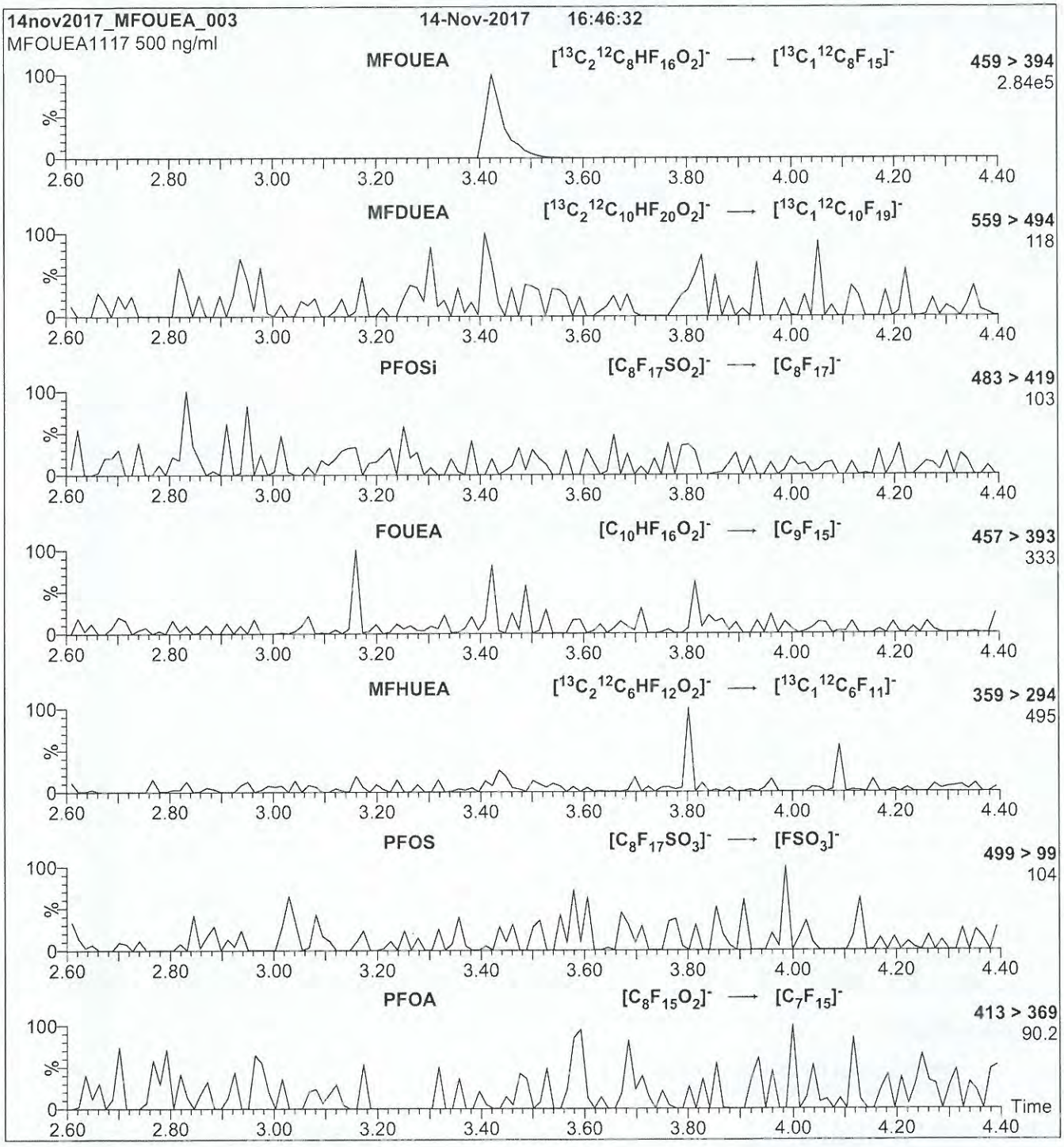

Conditions for Figure 2:

Injection: Direct loop injection
10 µl (500 ng/ml MFOUEA)

Mobile phase: Isocratic 80% (80:20 MeOH:ACN) / 20% H_2O
(both with 10 mM NH_4OAc buffer)

Flow: 300 µl/min

MS Parameters

Collision Gas (mbar) = 3.39e-3
Collision Energy (eV) = 21

17L2302

WELLINGTON LABORATORIES

CERTIFICATE OF ANALYSIS DOCUMENTATION

PRODUCT CODE: M3PFHxS **LOT NUMBER:** M3PFHxS0717

COMPOUND: Sodium perfluoro-1-[1,2,3-$^{13}C_3$]hexanesulfonate

STRUCTURE: **CAS #:** Not available

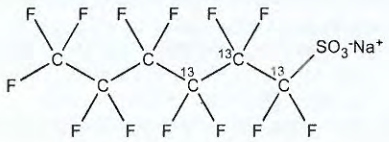

MOLECULAR FORMULA:	$^{13}C_3{}^{12}C_3F_{13}SO_3Na$	**MOLECULAR WEIGHT:**	425.07
CONCENTRATION:	50.0 ± 2.5 µg/ml (Na salt) 47.3 ± 2.4 µg/ml (M3PFHxS anion)	**SOLVENT(S):**	Methanol
CHEMICAL PURITY:	>98%	**ISOTOPIC PURITY:**	≥99% ^{13}C ($1,2,3\text{-}^{13}C_3$)
LAST TESTED: (mm/dd/yyyy)	07/05/2017		
EXPIRY DATE: (mm/dd/yyyy)	07/05/2022		
RECOMMENDED STORAGE:	Store ampoule in a cool, dark place		

DOCUMENTATION/ DATA ATTACHED:

Figure 1: LC/MS Data (TIC and Mass Spectrum)
Figure 2: LC/MS/MS Data (Selected MRM Transitions)

ADDITIONAL INFORMATION:

- See page 2 for further details.

FOR LABORATORY USE ONLY: NOT FOR HUMAN OR DRUG USE

Certified By: _____ **Date:** 07/14/2017 (mm/dd/yyyy)
B.G. Chittim, General Manager

Wellington Laboratories Inc., 345 Southgate Dr. Guelph ON N1G 3M5 CANADA
519-822-2436 • Fax: 519-822-2849 • info@well-labs.com

17L2302

INTENDED USE:

The products prepared by Wellington Laboratories Inc. are for laboratory use only. This certified reference material (CRM) was designed to be used as a standard for the identification and/or quantification of the specific chemical compound it contains.

HAZARDS:

This product should only be used by qualified personnel familiar with its potential hazards and trained in the handling of hazardous chemicals. Due care should be exercised to prevent unnecessary human contact or ingestion. All procedures should be carried out in a well-functioning fume hood and suitable gloves, eye protection, and clothing should be worn at all times. Waste should be disposed of according to national and regional regulations. Safety Data Sheets (SDSs) are available upon request.

SYNTHESIS / CHARACTERIZATION:

Where possible, all of our products are synthesized using single-product unambiguous routes. They are then characterized, and their structures and purities confirmed, using a combination of the most relevant techniques, such as NMR, GC/MS, LC/MS/MS, SFC/UV/MS/MS, x-ray crystallography, and melting point. Isotopic purities of mass-labelled compounds are also confirmed using HRGC/HRMS and/or LC/MS/MS.

HOMOGENEITY:

Prior to solution preparation, crystalline material is tested for homogeneity using a variety of techniques (as stated above) and its solubility in a given diluent is taken into consideration. Duplicate solutions of a new product are prepared from the same crystalline lot and, after the addition of an appropriate internal standard, they are compared by GC/MS, LC/MS/MS and/or SFC/UV/MS/MS. The relative response factors of the analyte of interest in each solution are required to be <5% RSD. New solution lots of existing products are compared to older lots in the same manner, which further confirms the homogeneity of the crystalline material as well as the stability and homogeneity of the solutions in the storage containers. In order to maintain the integrity of the assigned value(s), and associated uncertainty, the dilution or injection of a subsample of this product should be performed using calibrated measuring equipment.

UNCERTAINTY:

The maximum combined relative standard uncertainty of our reference standard solutions is calculated using the following equation:

The combined relative standard uncertainty, $u_c(y)$, of a value y and the uncertainty of the independent parameters $x_1, x_2, \ldots x_n$ on which it depends is:

$$u_c(y(x_1, x_2, \ldots x_n)) = \sqrt{\sum_{i=1}^{n} u(y, x_i)^2}$$

where x is expressed as a relative standard uncertainty of the individual parameter.

The individual uncertainties taken into account include those associated with weights (calibration of the balance) and volumes (calibration of the volumetric glassware). An expanded maximum combined percent relative uncertainty of ±5% (calculated with a coverage factor of 2 and a level of confidence of 95%) is stated on the Certificate of Analysis for all of our products.

TRACEABILITY:

All reference standard solutions are traceable to specific crystalline lots. The microbalances used for solution preparation are regularly tested by an external ISO/IEC 17025 accredited calibration company. In addition, their calibration is verified prior to each weighing using calibrated NIST and/or NRC traceable external weights. All volumetric glassware used is calibrated, of Class A tolerance, and has been tested according to the appropriate ASTM procedures, which are ultimately traceable to NIST. For certain products, traceability to international interlaboratory studies has also been established.

EXPIRY DATE / PERIOD OF VALIDITY:

Ongoing stability studies of this product have demonstrated stability in its composition and concentration, until the specified expiry date, in the unopened ampoule. Monitoring for any degradation or change in concentration of the listed analyte(s) is performed on a routine basis.

LIMITED WARRANTY:

At the time of shipment, all products are warranted to be free of defects in material and workmanship and to conform to the stated technical and purity specifications.

QUALITY MANAGEMENT:

This product was produced using a Quality Management System registered to the latest versions of ISO 9001 by SAI Global, ISO/IEC 17025 by the Canadian Association for Laboratory Accreditation Inc. (CALA; A 1226), and ISO GUIDE 34 by ANSI-ASQ National Accreditation Board (ANAB; AR-1523).

CALA

ANAB ACCREDITED

For additional information or assistance concerning this or any other products from Wellington Laboratories Inc., please visit our website at www.well-labs.com or contact us directly at info@well-labs.com

17L2302

Figure 1: **M3PFHxS; LC/MS Data (TIC and Mass Spectrum)**

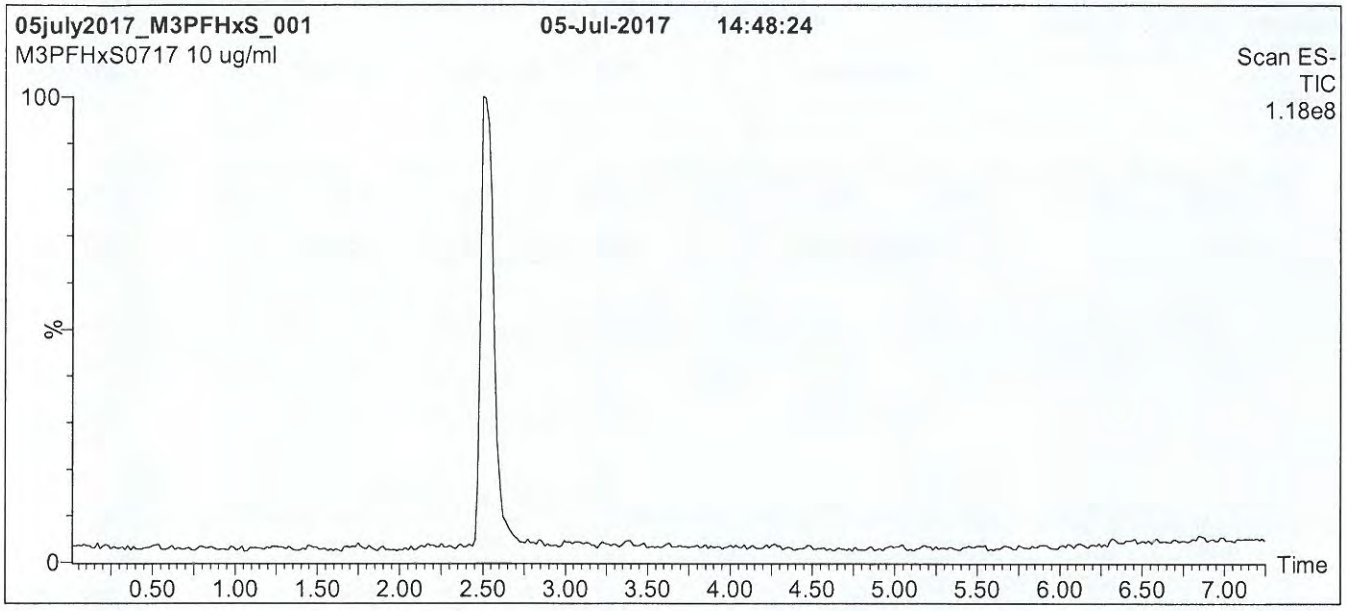

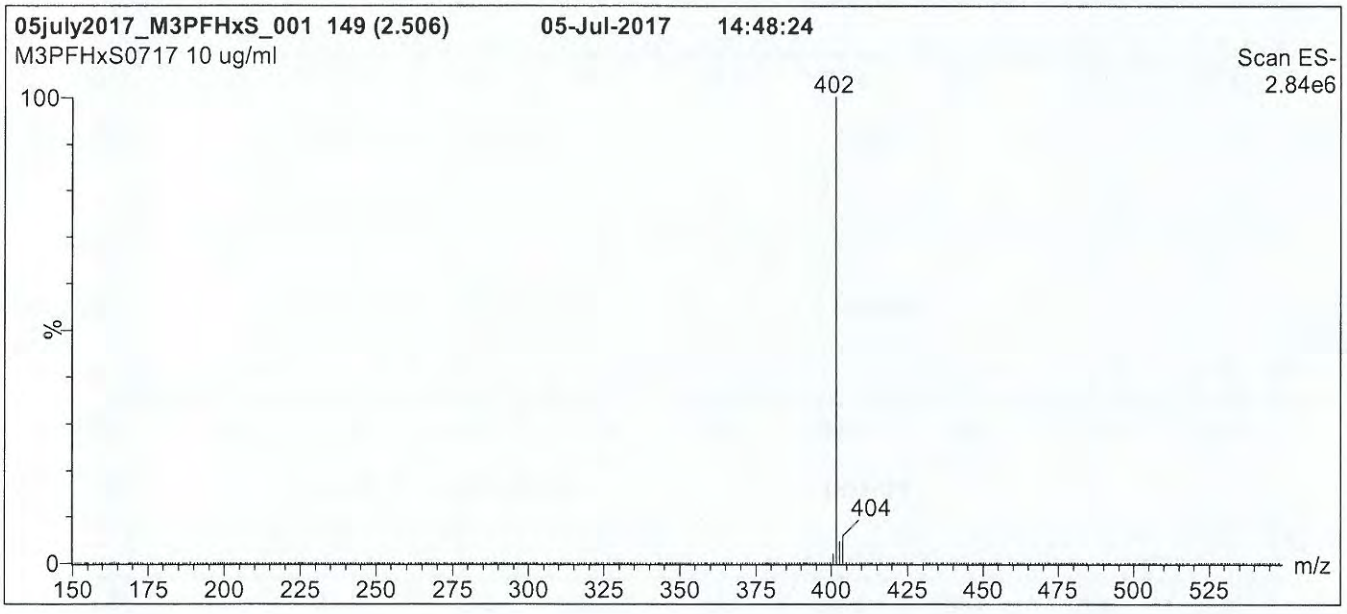

Conditions for Figure 1:

LC: **Waters Acquity Ultra Performance LC**
MS: **Micromass Quattro *micro* API MS**

Chromatographic Conditions

Column: Acquity UPLC BEH Shield RP_{18}
1.7 µm, 2.1 x 100 mm

Mobile phase: Gradient
Start: 55% (80:20 MeOH:ACN) / 45% H_2O
(both with 10 mM NH_4OAc buffer)
Ramp to 90% organic over 7.5 min and hold for
1.5 min before returning to initial conditions in 0.5 min.
Time: 10 min

Flow: 300 µl/min

MS Parameters

Experiment: Full Scan (150 - 850 amu)

Source: Electrospray (negative)
Capillary Voltage (kV) = 3.00
Cone Voltage (V) = 50.00
Cone Gas Flow (l/hr) = 60
Desolvation Gas Flow (l/hr) = 750

17L2302

Figure 2: **M3PFHxS; LC/MS/MS Data (Selected MRM Transitions)**

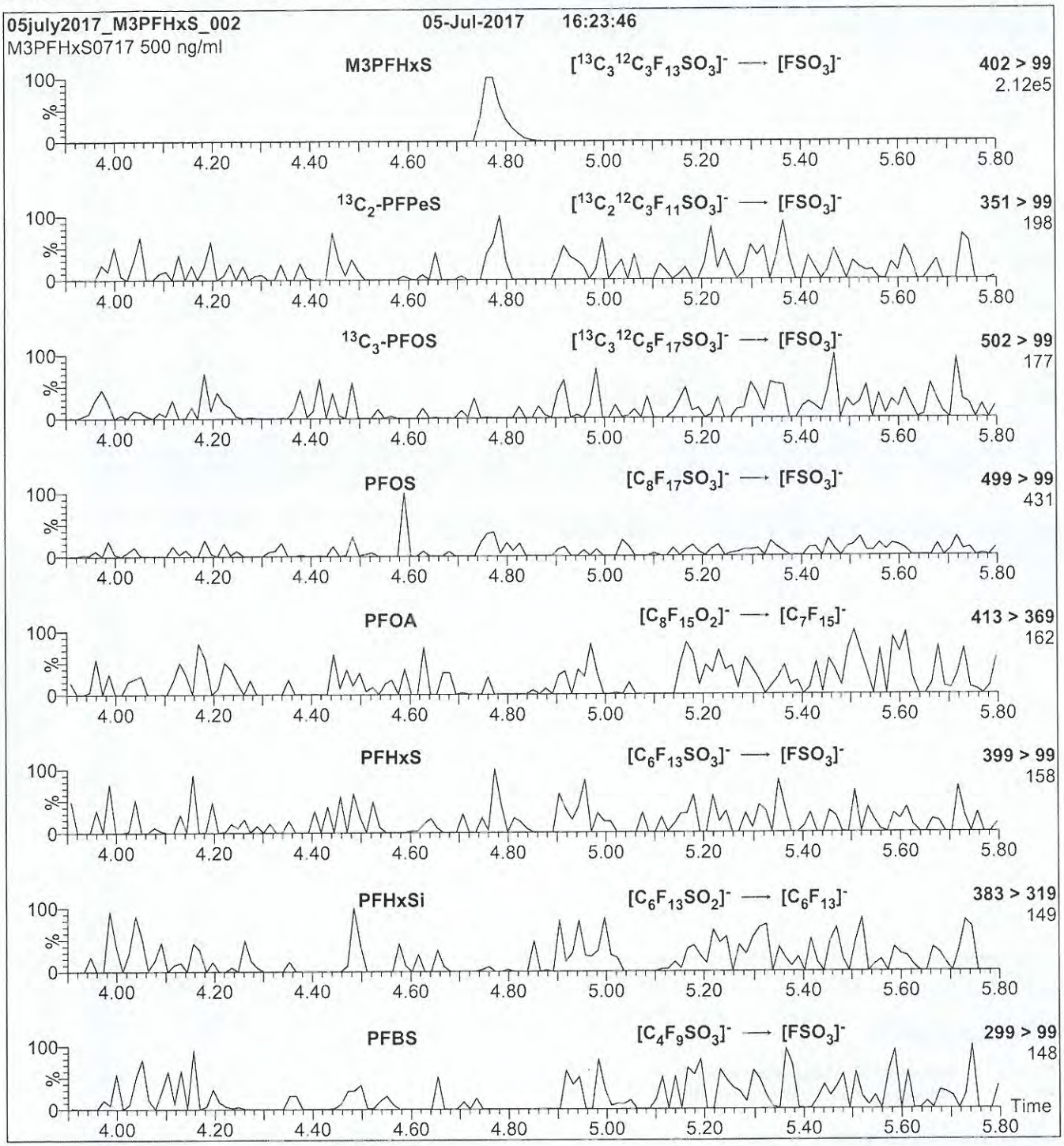

Conditions for Figure 2:

Injection: Direct loop injection
10 µl (500 ng/ml M3PFHxS)

Mobile phase: Isocratic 80% (80:20 MeOH:ACN) / 20% H_2O
(both with 10 mM NH_4OAc buffer)

Flow: 300 µl/min

MS Parameters

Collision Gas (mbar) = 3.43e-3
Collision Energy (eV) = 30

17L2303

WELLINGTON LABORATORIES

CERTIFICATE OF ANALYSIS
DOCUMENTATION

PRODUCT CODE:	MPFOS	**LOT NUMBER:**	MPFOS1017
COMPOUND:	Sodium perfluoro-1-[1,2,3,4-$^{13}C_4$]octanesulfonate		
STRUCTURE:		**CAS #:**	Not available

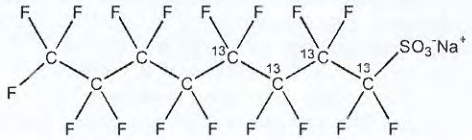

MOLECULAR FORMULA:	$^{13}C_4{}^{12}C_4F_{17}SO_3Na$	**MOLECULAR WEIGHT:**	526.08
CONCENTRATION:	50.0 ± 2.5 µg/ml (Na salt)	**SOLVENT(S):**	Methanol
	47.8 ± 2.4 µg/ml (MPFOS anion)		
CHEMICAL PURITY:	>98%	**ISOTOPIC PURITY:**	≥99% ^{13}C
LAST TESTED: (mm/dd/yyyy)	10/17/2017		(1,2,3,4-$^{13}C_4$)
EXPIRY DATE: (mm/dd/yyyy)	10/17/2022		
RECOMMENDED STORAGE:	Store ampoule in a cool, dark place		

DOCUMENTATION/ DATA ATTACHED:

Figure 1: LC/MS Data (TIC and Mass Spectrum)
Figure 2: LC/MS/MS Data (Selected MRM Transitions)

ADDITIONAL INFORMATION:

- See page 2 for further details.
- Contains ~ 0.4% Sodium perfluoro-1-[1,2,3-$^{13}C_3$]heptanesulfonate.

FOR LABORATORY USE ONLY: NOT FOR HUMAN OR DRUG USE

Certified By: _____ **Date:** 10/18/2017 (mm/dd/yyyy)
B.G. Chittim, General Manager

Wellington Laboratories Inc., 345 Southgate Dr. Guelph ON N1G 3M5 CANADA
519-822-2436 • Fax: 519-822-2849 • info@well-labs.com

17L2303

INTENDED USE:

The products prepared by Wellington Laboratories Inc. are for laboratory use only. This certified reference material (CRM) was designed to be used as a standard for the identification and/or quantification of the specific chemical compound it contains.

HAZARDS:

This product should only be used by qualified personnel familiar with its potential hazards and trained in the handling of hazardous chemicals. Due care should be exercised to prevent unnecessary human contact or ingestion. All procedures should be carried out in a well-functioning fume hood and suitable gloves, eye protection, and clothing should be worn at all times. Waste should be disposed of according to national and regional regulations. Safety Data Sheets (SDSs) are available upon request.

SYNTHESIS / CHARACTERIZATION:

Where possible, all of our products are synthesized using single-product unambiguous routes. They are then characterized, and their structures and purities confirmed, using a combination of the most relevant techniques, such as NMR, GC/MS, LC/MS/MS, SFC/UV/MS/MS, x-ray crystallography, and melting point. Isotopic purities of mass-labelled compounds are also confirmed using HRGC/HRMS and/or LC/MS/MS.

HOMOGENEITY:

Prior to solution preparation, crystalline material is tested for homogeneity using a variety of techniques (as stated above) and its solubility in a given diluent is taken into consideration. Duplicate solutions of a new product are prepared from the same crystalline lot and, after the addition of an appropriate internal standard, they are compared by GC/MS, LC/MS/MS and/or SFC/UV/MS/MS. The relative response factors of the analyte of interest in each solution are required to be <5% RSD. New solution lots of existing products are compared to older lots in the same manner, which further confirms the homogeneity of the crystalline material as well as the stability and homogeneity of the solutions in the storage containers. In order to maintain the integrity of the assigned value(s), and associated uncertainty, the dilution or injection of a subsample of this product should be performed using calibrated measuring equipment.

UNCERTAINTY:

The maximum combined relative standard uncertainty of our reference standard solutions is calculated using the following equation:

The combined relative standard uncertainty, $u_c(y)$, of a value y and the uncertainty of the independent parameters x_1, x_2,...x_n on which it depends is:

$$u_c(y(x_1, x_2, \ldots x_n)) = \sqrt{\sum_{i=1}^{n} u(y, x_i)^2}$$

where x is expressed as a relative standard uncertainty of the individual parameter.

The individual uncertainties taken into account include those associated with weights (calibration of the balance) and volumes (calibration of the volumetric glassware). An expanded maximum combined percent relative uncertainty of ±5% (calculated with a coverage factor of 2 and a level of confidence of 95%) is stated on the Certificate of Analysis for all of our products.

TRACEABILITY:

All reference standard solutions are traceable to specific crystalline lots. The microbalances used for solution preparation are regularly tested by an external ISO/IEC 17025 accredited calibration company. In addition, their calibration is verified prior to each weighing using calibrated NIST and/or NRC traceable external weights. All volumetric glassware used is calibrated, of Class A tolerance, and has been tested according to the appropriate ASTM procedures, which are ultimately traceable to NIST. For certain products, traceability to international interlaboratory studies has also been established.

EXPIRY DATE / PERIOD OF VALIDITY:

Ongoing stability studies of this product have demonstrated stability in its composition and concentration, until the specified expiry date, in the unopened ampoule. Monitoring for any degradation or change in concentration of the listed analyte(s) is performed on a routine basis.

LIMITED WARRANTY:

At the time of shipment, all products are warranted to be free of defects in material and workmanship and to conform to the stated technical and purity specifications.

QUALITY MANAGEMENT:

This product was produced using a Quality Management System registered to the latest versions of ISO 9001 by SAI Global, ISO/IEC 17025 by the Canadian Association for Laboratory Accreditation Inc. (CALA; A 1226), and ISO GUIDE 34 by ANSI-ASQ National Accreditation Board (ANAB; AR-1523).

CALA

ANAB ACCREDITED

For additional information or assistance concerning this or any other products from Wellington Laboratories Inc., please visit our website at www.well-labs.com or contact us directly at info@well-labs.com

17L2303

Figure 1: **MPFOS; LC/MS Data (TIC and Mass Spectrum)**

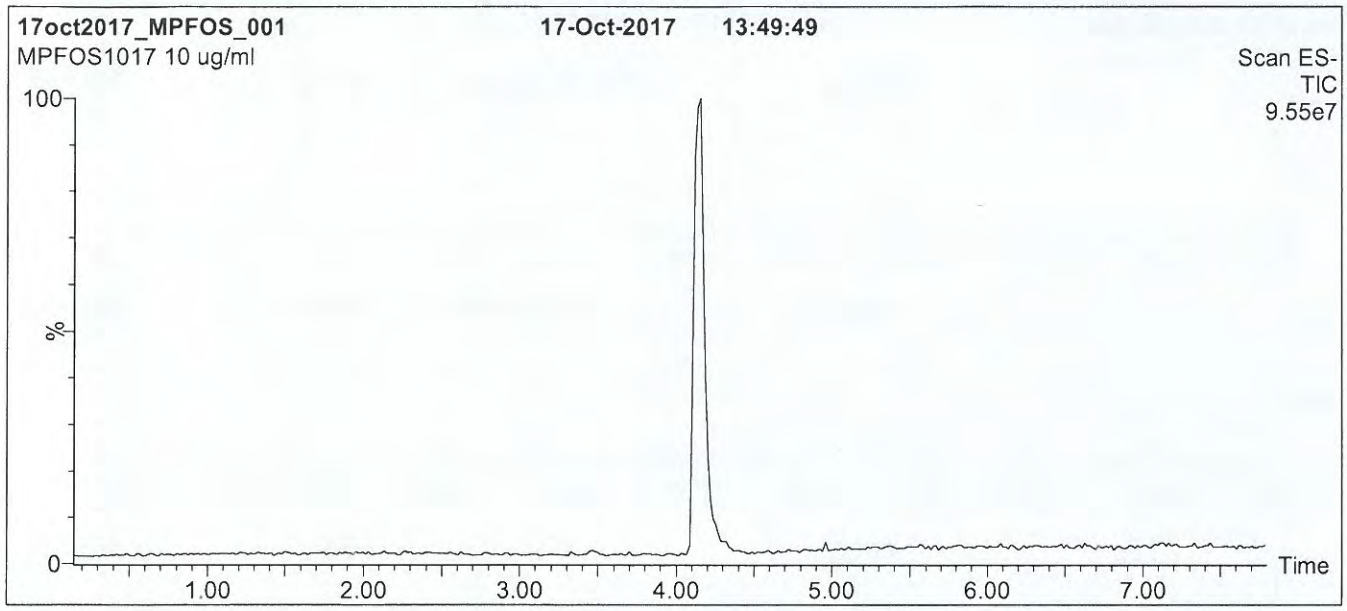

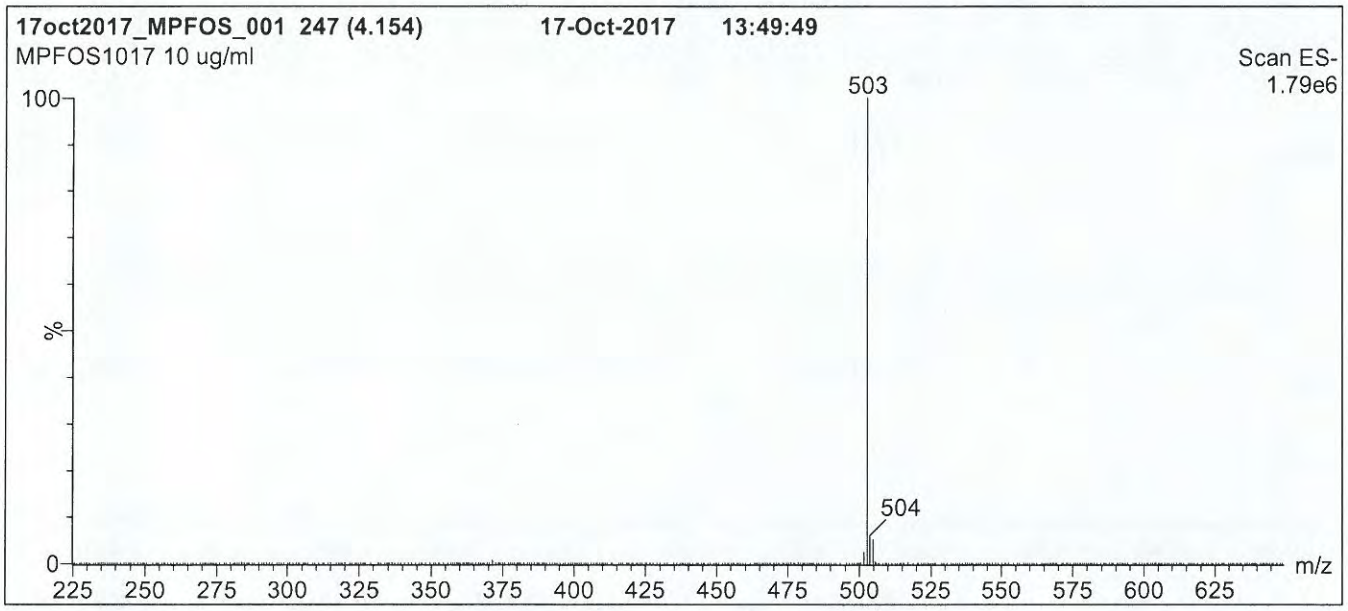

Conditions for Figure 1:

LC: **Waters Acquity Ultra Performance LC**
MS: **Micromass Quattro *micro* API MS**

Chromatographic Conditions

Column: Acquity UPLC BEH Shield RP_{18}
1.7 µm, 2.1 x 100 mm

Mobile phase: Gradient
Start: 50% (80:20 MeOH:ACN) / 50% H_2O
(both with 10 mM NH_4OAc buffer)
Ramp to 90% organic over 7 min and hold for 2 min
before returning to initial conditions in 0.5 min.
Time: 10 min

Flow: 300 µl/min

MS Parameters

Experiment: Full Scan (225 - 850 amu)

Source: Electrospray (negative)
Capillary Voltage (kV) = 3.00
Cone Voltage (V) = 60.00
Cone Gas Flow (l/hr) = 50
Desolvation Gas Flow (l/hr) = 750

17L2303

Figure 2: **MPFOS; LC/MS/MS Data (Selected MRM Transitions)**

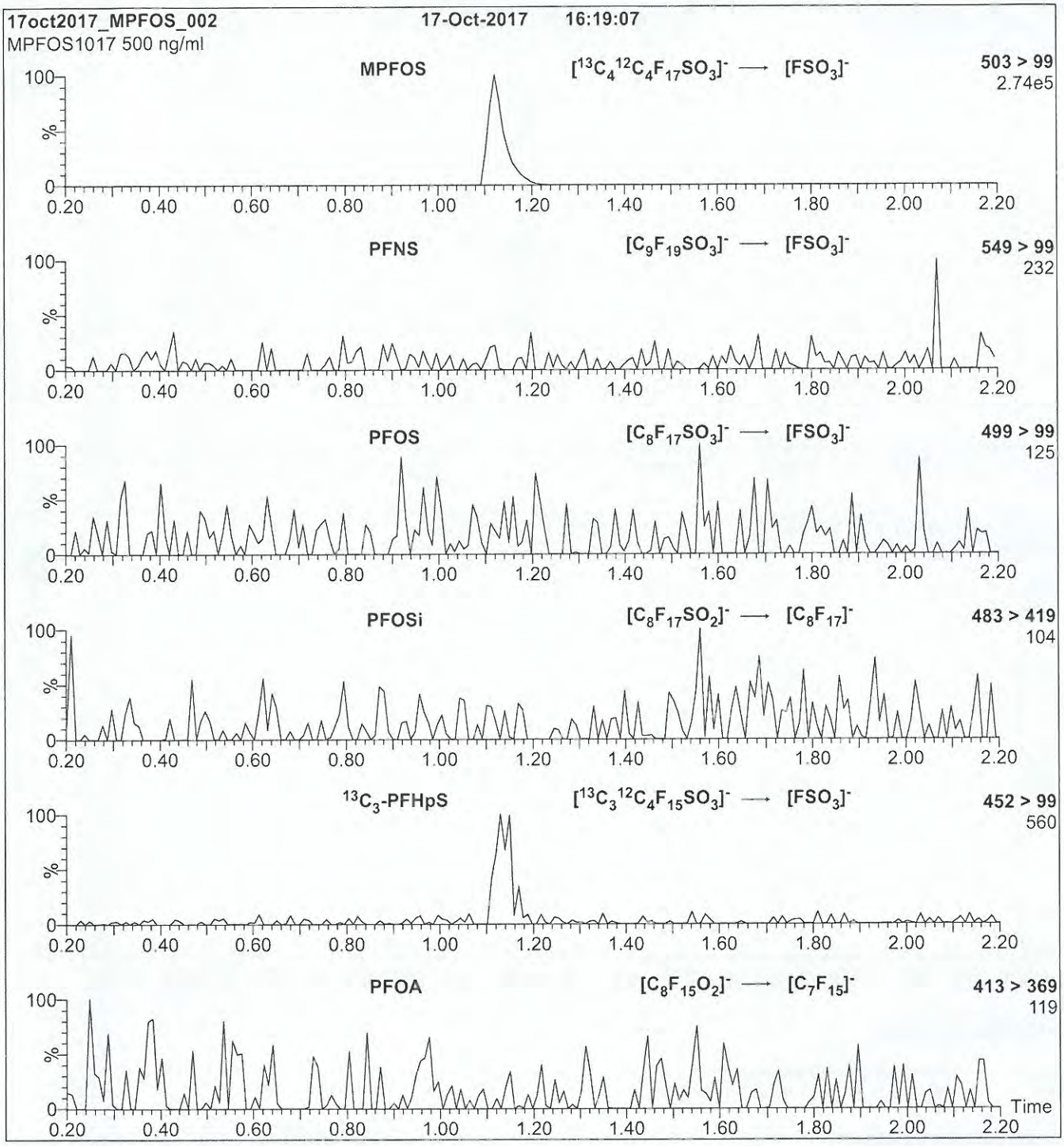

Conditions for Figure 2:

Injection: Direct loop injection
10 µl (500 ng/ml MPFOS)

Mobile phase: Isocratic 80% (80:20 MeOH:ACN) / 20% H_2O
(both with 10 mM NH_4OAc buffer)

Flow: 300 µl/min

MS Parameters

Collision Gas (mbar) = 3.31e-3
Collision Energy (eV) = 40

1712304

WELLINGTON LABORATORIES

CERTIFICATE OF ANALYSIS
DOCUMENTATION

PRODUCT CODE:	M7PFUdA	**LOT NUMBER:**	M7PFUdA0717
COMPOUND:	Perfluoro-n-[1,2,3,4,5,6,7-$^{13}C_7$]undecanoic acid		
STRUCTURE:		**CAS #:**	Not available

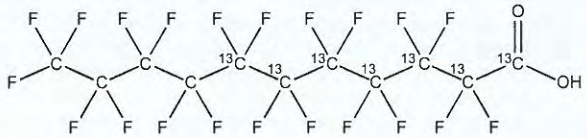

MOLECULAR FORMULA:	$^{13}C_7{}^{12}C_4HF_{21}O_2$	**MOLECULAR WEIGHT:**	571.04
CONCENTRATION:	50 ± 2.5 µg/ml	**SOLVENT(S):**	Methanol Water (<1%)
CHEMICAL PURITY:	>98%	**ISOTOPIC PURITY:**	≥99% ^{13}C
LAST TESTED: (mm/dd/yyyy)	07/13/2017		(1,2,3,4,5,6,7-$^{13}C_7$)
EXPIRY DATE: (mm/dd/yyyy)	07/13/2022		
RECOMMENDED STORAGE:	Store ampoule in a cool, dark place		

DOCUMENTATION/ DATA ATTACHED:

Figure 1: LC/MS Data (TIC and Mass Spectrum)
Figure 2: LC/MS/MS Data (Selected MRM Transitions)

ADDITIONAL INFORMATION:

- See page 2 for further details.
- Contains 4 mole eq. of NaOH to prevent conversion of the carboxylic acid to the methyl ester.

FOR LABORATORY USE ONLY: NOT FOR HUMAN OR DRUG USE

Certified By: _____ **Date:** 07/14/2017 (mm/dd/yyyy)
B.G. Chittim, General Manager

Wellington Laboratories Inc., 345 Southgate Dr. Guelph ON N1G 3M5 CANADA
519-822-2436 • Fax: 519-822-2849 • info@well-labs.com

17L2304

INTENDED USE:

The products prepared by Wellington Laboratories Inc. are for laboratory use only. This certified reference material (CRM) was designed to be used as a standard for the identification and/or quantification of the specific chemical compound it contains.

HAZARDS:

This product should only be used by qualified personnel familiar with its potential hazards and trained in the handling of hazardous chemicals. Due care should be exercised to prevent unnecessary human contact or ingestion. All procedures should be carried out in a well-functioning fume hood and suitable gloves, eye protection, and clothing should be worn at all times. Waste should be disposed of according to national and regional regulations. Safety Data Sheets (SDSs) are available upon request.

SYNTHESIS / CHARACTERIZATION:

Where possible, all of our products are synthesized using single-product unambiguous routes. They are then characterized, and their structures and purities confirmed, using a combination of the most relevant techniques, such as NMR, GC/MS, LC/MS/MS, SFC/UV/MS/MS, x-ray crystallography, and melting point. Isotopic purities of mass-labelled compounds are also confirmed using HRGC/HRMS and/or LC/MS/MS.

HOMOGENEITY:

Prior to solution preparation, crystalline material is tested for homogeneity using a variety of techniques (as stated above) and its solubility in a given diluent is taken into consideration. Duplicate solutions of a new product are prepared from the same crystalline lot and, after the addition of an appropriate internal standard, they are compared by GC/MS, LC/MS/MS and/or SFC/UV/MS/MS. The relative response factors of the analyte of interest in each solution are required to be <5% RSD. New solution lots of existing products are compared to older lots in the same manner, which further confirms the homogeneity of the crystalline material as well as the stability and homogeneity of the solutions in the storage containers. In order to maintain the integrity of the assigned value(s), and associated uncertainty, the dilution or injection of a subsample of this product should be performed using calibrated measuring equipment.

UNCERTAINTY:

The maximum combined relative standard uncertainty of our reference standard solutions is calculated using the following equation:

The combined relative standard uncertainty, $u_c(y)$, of a value y and the uncertainty of the independent parameters $x_1, x_2, \ldots x_n$ on which it depends is:

$$u_c(y(x_1, x_2, \ldots x_n)) = \sqrt{\sum_{i=1}^{n} u(y, x_i)^2}$$

where x is expressed as a relative standard uncertainty of the individual parameter.

The individual uncertainties taken into account include those associated with weights (calibration of the balance) and volumes (calibration of the volumetric glassware). An expanded maximum combined percent relative uncertainty of ±5% (calculated with a coverage factor of 2 and a level of confidence of 95%) is stated on the Certificate of Analysis for all of our products.

TRACEABILITY:

All reference standard solutions are traceable to specific crystalline lots. The microbalances used for solution preparation are regularly tested by an external ISO/IEC 17025 accredited calibration company. In addition, their calibration is verified prior to each weighing using calibrated NIST and/or NRC traceable external weights. All volumetric glassware used is calibrated, of Class A tolerance, and has been tested according to the appropriate ASTM procedures, which are ultimately traceable to NIST. For certain products, traceability to international interlaboratory studies has also been established.

EXPIRY DATE / PERIOD OF VALIDITY:

Ongoing stability studies of this product have demonstrated stability in its composition and concentration, until the specified expiry date, in the unopened ampoule. Monitoring for any degradation or change in concentration of the listed analyte(s) is performed on a routine basis.

LIMITED WARRANTY:

At the time of shipment, all products are warranted to be free of defects in material and workmanship and to conform to the stated technical and purity specifications.

QUALITY MANAGEMENT:

This product was produced using a Quality Management System registered to the latest versions of ISO 9001 by SAI Global, ISO/IEC 17025 by the Canadian Association for Laboratory Accreditation Inc. (CALA; A 1226), and ISO GUIDE 34 by ANSI-ASQ National Accreditation Board (ANAB; AR-1523).

CALA

ANAB ACCREDITED

For additional information or assistance concerning this or any other products from Wellington Laboratories Inc., please visit our website at www.well-labs.com or contact us directly at info@well-labs.com

17L2304

Figure 1: **M7PFUdA; LC/MS Data (TIC and Mass Spectrum)**

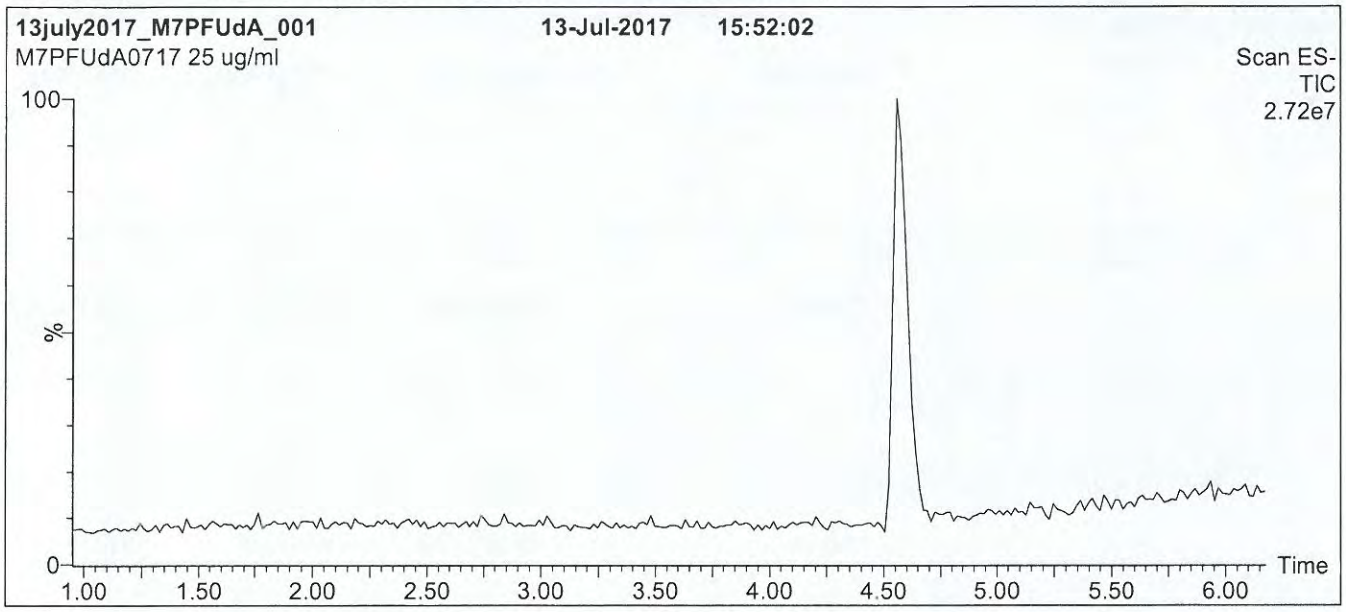

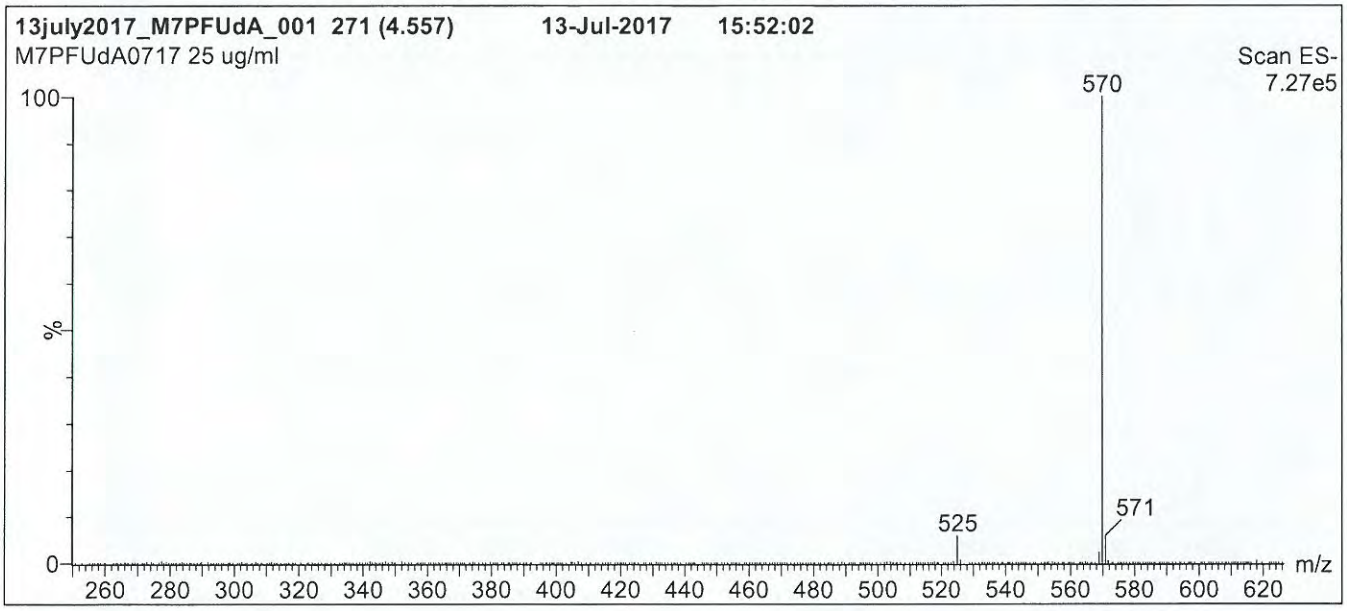

Conditions for Figure 1:

LC: **Waters Acquity Ultra Performance LC**
MS: **Micromass Quattro *micro* API MS**

Chromatographic Conditions

Column: Acquity UPLC BEH Shield RP_{18}
1.7 µm, 2.1 x 100 mm

Mobile phase: Gradient
Start: 55% (80:20 MeOH:ACN) / 45% H_2O
(both with 10 mM NH_4OAc buffer)
Ramp to 90% organic over 7 min and hold for 2 min
before returning to initial conditions in 0.5 min.
Time: 10 min

Flow: 300 µl/min

MS Parameters

Experiment: Full Scan (250 - 850 amu)

Source: Electrospray (negative)
Capillary Voltage (kV) = 3.00
Cone Voltage (V) = 15.00
Cone Gas Flow (l/hr) = 65
Desolvation Gas Flow (l/hr) = 750

17L2304

Figure 2: **M7PFUdA; LC/MS/MS Data (Selected MRM Transitions)**

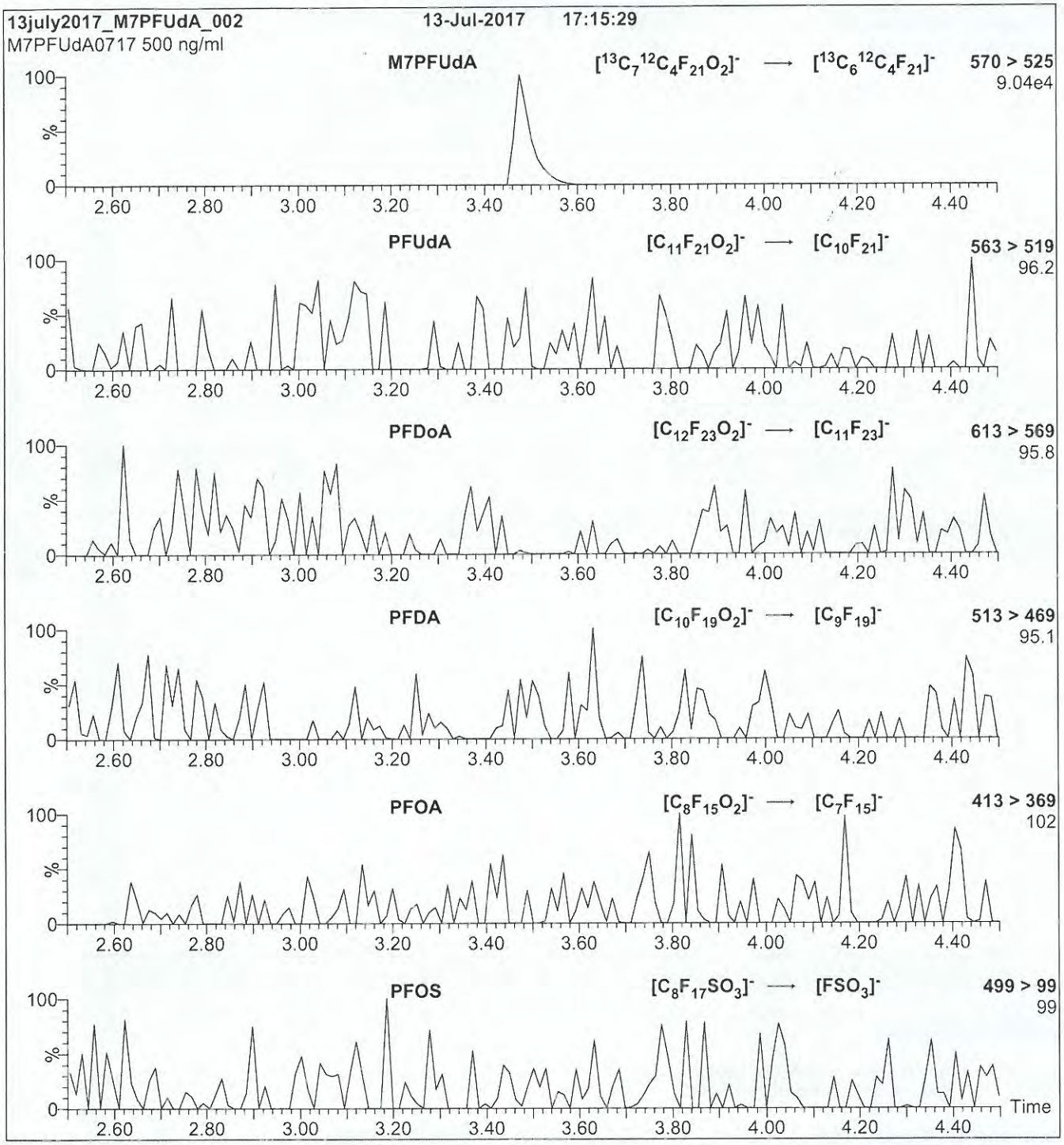

Conditions for Figure 2:

Injection: Direct loop injection
10 µl (500 ng/ml M7PFUdA)

Mobile phase: Isocratic 80% (80:20 MeOH:ACN) / 20% H_2O
(both with 10 mM NH_4OAc buffer)

Flow: 300 µl/min

MS Parameters

Collision Gas (mbar) = 3.28e-3
Collision Energy (eV) = 11

17L2305

WELLINGTON LABORATORIES

CERTIFICATE OF ANALYSIS
DOCUMENTATION

PRODUCT CODE:	M5PFHxA	**LOT NUMBER:**	M5PFHxA1017
COMPOUND:	Perfluoro-n-[1,2,3,4,6-$^{13}C_5$]hexanoic acid		
STRUCTURE:		**CAS #:**	Not available

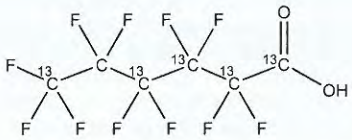

MOLECULAR FORMULA:	$^{13}C_5{}^{12}C_1HF_{11}O_2$	**MOLECULAR WEIGHT:**	319.02
CONCENTRATION:	50 ± 2.5 µg/ml	**SOLVENT(S):**	Methanol Water (<1%)
CHEMICAL PURITY:	>98%	**ISOTOPIC PURITY:**	≥99% ^{13}C (1,2,3,4,6-$^{13}C_5$)
LAST TESTED: (mm/dd/yyyy)	10/17/2017		
EXPIRY DATE: (mm/dd/yyyy)	10/17/2022		
RECOMMENDED STORAGE:	Store ampoule in a cool, dark place		

DOCUMENTATION/ DATA ATTACHED:

Figure 1: LC/MS Data (TIC and Mass Spectrum)
Figure 2: LC/MS/MS Data (Selected MRM Transitions)

ADDITIONAL INFORMATION:

- See page 2 for further details.
- Contains 4 mole eq. of NaOH to prevent conversion of the carboxylic acid to the methyl ester.

FOR LABORATORY USE ONLY: NOT FOR HUMAN OR DRUG USE

Certified By: _____ **Date:** 10/18/2017 (mm/dd/yyyy)
B.G. Chittim, General Manager

Wellington Laboratories Inc., 345 Southgate Dr. Guelph ON N1G 3M5 CANADA
519-822-2436 • Fax: 519-822-2849 • info@well-labs.com

17L2305

INTENDED USE:

The products prepared by Wellington Laboratories Inc. are for laboratory use only. This certified reference material (CRM) was designed to be used as a standard for the identification and/or quantification of the specific chemical compound it contains.

HAZARDS:

This product should only be used by qualified personnel familiar with its potential hazards and trained in the handling of hazardous chemicals. Due care should be exercised to prevent unnecessary human contact or ingestion. All procedures should be carried out in a well-functioning fume hood and suitable gloves, eye protection, and clothing should be worn at all times. Waste should be disposed of according to national and regional regulations. Safety Data Sheets (SDSs) are available upon request.

SYNTHESIS / CHARACTERIZATION:

Where possible, all of our products are synthesized using single-product unambiguous routes. They are then characterized, and their structures and purities confirmed, using a combination of the most relevant techniques, such as NMR, GC/MS, LC/MS/MS, SFC/UV/MS/MS, x-ray crystallography, and melting point. Isotopic purities of mass-labelled compounds are also confirmed using HRGC/HRMS and/or LC/MS/MS.

HOMOGENEITY:

Prior to solution preparation, crystalline material is tested for homogeneity using a variety of techniques (as stated above) and its solubility in a given diluent is taken into consideration. Duplicate solutions of a new product are prepared from the same crystalline lot and, after the addition of an appropriate internal standard, they are compared by GC/MS, LC/MS/MS and/or SFC/UV/MS/MS. The relative response factors of the analyte of interest in each solution are required to be <5% RSD. New solution lots of existing products are compared to older lots in the same manner, which further confirms the homogeneity of the crystalline material as well as the stability and homogeneity of the solutions in the storage containers. In order to maintain the integrity of the assigned value(s), and associated uncertainty, the dilution or injection of a subsample of this product should be performed using calibrated measuring equipment.

UNCERTAINTY:

The maximum combined relative standard uncertainty of our reference standard solutions is calculated using the following equation:

The combined relative standard uncertainty, $u_c(y)$, of a value y and the uncertainty of the independent parameters $x_1, x_2, \ldots x_n$ on which it depends is:

$$u_c(y(x_1, x_2, \ldots x_n)) = \sqrt{\sum_{i=1}^{n} u(y, x_i)^2}$$

where x is expressed as a relative standard uncertainty of the individual parameter.

The individual uncertainties taken into account include those associated with weights (calibration of the balance) and volumes (calibration of the volumetric glassware). An expanded maximum combined percent relative uncertainty of ±5% (calculated with a coverage factor of 2 and a level of confidence of 95%) is stated on the Certificate of Analysis for all of our products.

TRACEABILITY:

All reference standard solutions are traceable to specific crystalline lots. The microbalances used for solution preparation are regularly tested by an external ISO/IEC 17025 accredited calibration company. In addition, their calibration is verified prior to each weighing using calibrated NIST and/or NRC traceable external weights. All volumetric glassware used is calibrated, of Class A tolerance, and has been tested according to the appropriate ASTM procedures, which are ultimately traceable to NIST. For certain products, traceability to international interlaboratory studies has also been established.

EXPIRY DATE / PERIOD OF VALIDITY:

Ongoing stability studies of this product have demonstrated stability in its composition and concentration, until the specified expiry date, in the unopened ampoule. Monitoring for any degradation or change in concentration of the listed analyte(s) is performed on a routine basis.

LIMITED WARRANTY:

At the time of shipment, all products are warranted to be free of defects in material and workmanship and to conform to the stated technical and purity specifications.

QUALITY MANAGEMENT:

This product was produced using a Quality Management System registered to the latest versions of ISO 9001 by SAI Global, ISO/IEC 17025 by the Canadian Association for Laboratory Accreditation Inc. (CALA; A 1226), and ISO GUIDE 34 by ANSI-ASQ National Accreditation Board (ANAB; AR-1523).





For additional information or assistance concerning this or any other products from Wellington Laboratories Inc., please visit our website at www.well-labs.com or contact us directly at info@well-labs.com

17L2305

Figure 1: **M5PFHxA; LC/MS Data (TIC and Mass Spectrum)**

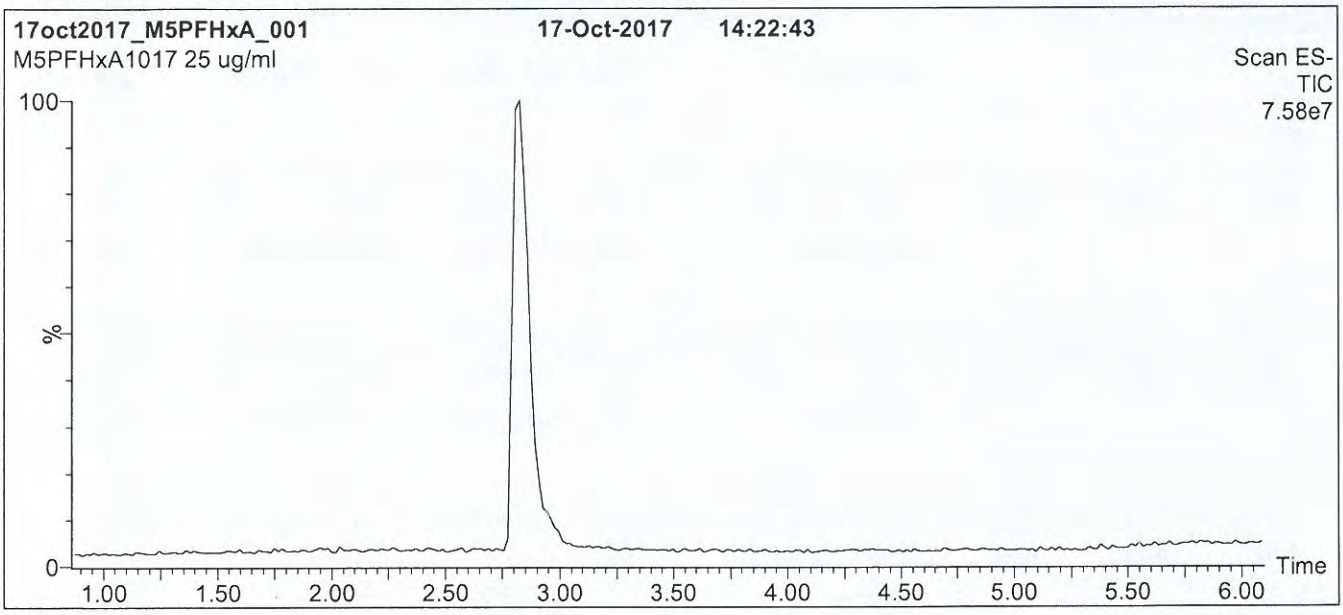

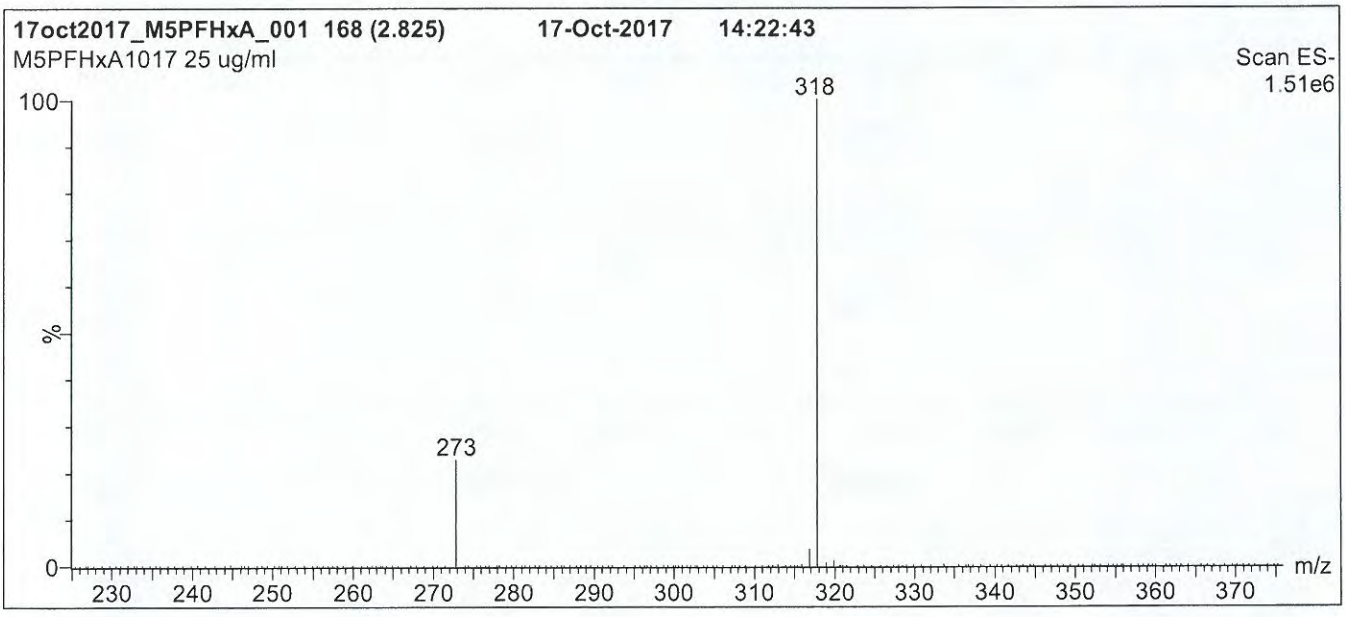

Conditions for Figure 1:

LC: **Waters Acquity Ultra Performance LC**
MS: **Micromass Quattro *micro* API MS**

Chromatographic Conditions

Column: Acquity UPLC BEH Shield RP_{18}
1.7 µm, 2.1 x 100 mm

Mobile phase: Gradient
Start: 40% (80:20 MeOH:ACN) / 60% H_2O
(both with 10 mM NH_4OAc buffer)
Ramp to 90% organic over 7 min and hold for 2 min before returning to initial conditions in 0.5 min.
Time: 10 min

Flow: 300 µl/min

MS Parameters

Experiment: Full Scan (225 - 850 amu)

Source: Electrospray (negative)
Capillary Voltage (kV) = 2.00
Cone Voltage (V) = 15.00
Cone Gas Flow (l/hr) = 100
Desolvation Gas Flow (l/hr) = 750

17L2305

Figure 2: **M5PFHxA; LC/MS/MS Data (Selected MRM Transitions)**

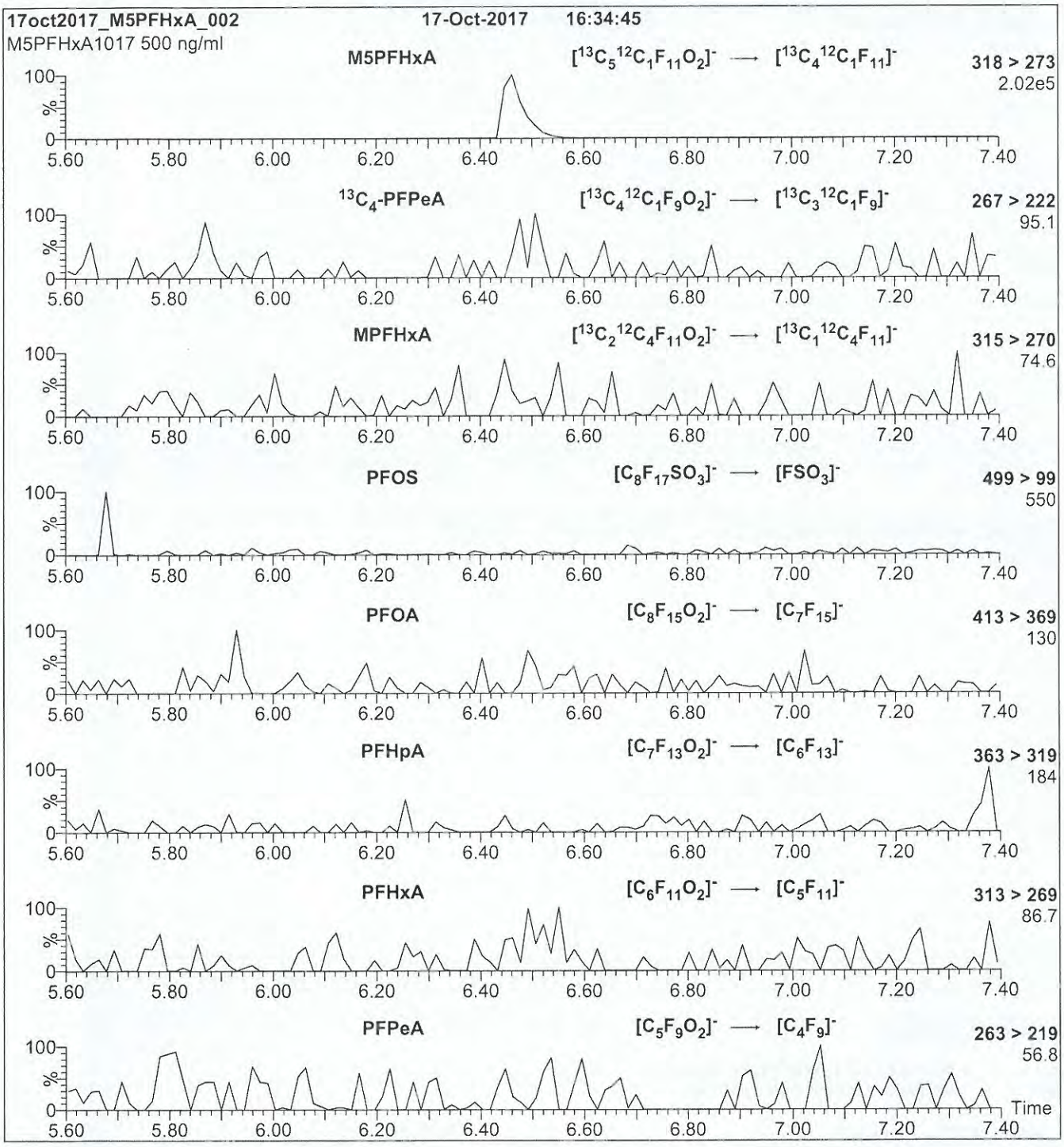

Conditions for Figure 2:

Injection: Direct loop injection
10 µl (500 ng/ml M5PFHxA)

Mobile phase: Isocratic 80% (80:20 MeOH:ACN) / 20% H_2O
(both with 10 mM NH_4OAc buffer)

Flow: 300 µl/min

MS Parameters

Collision Gas (mbar) = 3.31e-3
Collision Energy (eV) = 9

17L2306

WELLINGTON LABORATORIES

CERTIFICATE OF ANALYSIS
DOCUMENTATION

PRODUCT CODE: M6PFDA
COMPOUND: Perfluoro-n-[1,2,3,4,5,6-$^{13}C_6$]decanoic acid

LOT NUMBER: M6PFDA1017

STRUCTURE:

CAS #: Not available

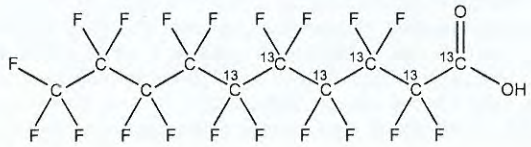

MOLECULAR FORMULA:	$^{13}C_6{}^{12}C_4HF_{19}O_2$	**MOLECULAR WEIGHT:**	520.04
CONCENTRATION:	50 ± 2.5 µg/ml	**SOLVENT(S):**	Methanol Water (<1%)
CHEMICAL PURITY:	>98%	**ISOTOPIC PURITY:**	≥99% ^{13}C ($1,2,3,4,5,6$-$^{13}C_6$)
LAST TESTED: (mm/dd/yyyy)	10/17/2017		
EXPIRY DATE: (mm/dd/yyyy)	10/17/2022		
RECOMMENDED STORAGE:	Store ampoule in a cool, dark place		

DOCUMENTATION/ DATA ATTACHED:

Figure 1: LC/MS Data (TIC and Mass Spectrum)
Figure 2: LC/MS/MS Data (Selected MRM Transitions)

ADDITIONAL INFORMATION:

- See page 2 for further details.
- Contains 4 mole eq. of NaOH to prevent conversion of the carboxylic acid to the methyl ester.

FOR LABORATORY USE ONLY: NOT FOR HUMAN OR DRUG USE

Certified By: _____ **Date:** 10/20/2017 (mm/dd/yyyy)
B.G. Chittim, General Manager

Wellington Laboratories Inc., 345 Southgate Dr. Guelph ON N1G 3M5 CANADA
519-822-2436 • Fax: 519-822-2849 • info@well-labs.com

1712306

INTENDED USE:

The products prepared by Wellington Laboratories Inc. are for laboratory use only. This certified reference material (CRM) was designed to be used as a standard for the identification and/or quantification of the specific chemical compound it contains.

HAZARDS:

This product should only be used by qualified personnel familiar with its potential hazards and trained in the handling of hazardous chemicals. Due care should be exercised to prevent unnecessary human contact or ingestion. All procedures should be carried out in a well-functioning fume hood and suitable gloves, eye protection, and clothing should be worn at all times. Waste should be disposed of according to national and regional regulations. Safety Data Sheets (SDSs) are available upon request.

SYNTHESIS / CHARACTERIZATION:

Where possible, all of our products are synthesized using single-product unambiguous routes. They are then characterized, and their structures and purities confirmed, using a combination of the most relevant techniques, such as NMR, GC/MS, LC/MS/MS, SFC/UV/MS/MS, x-ray crystallography, and melting point. Isotopic purities of mass-labelled compounds are also confirmed using HRGC/HRMS and/or LC/MS/MS.

HOMOGENEITY:

Prior to solution preparation, crystalline material is tested for homogeneity using a variety of techniques (as stated above) and its solubility in a given diluent is taken into consideration. Duplicate solutions of a new product are prepared from the same crystalline lot and, after the addition of an appropriate internal standard, they are compared by GC/MS, LC/MS/MS and/or SFC/UV/MS/MS. The relative response factors of the analyte of interest in each solution are required to be <5% RSD. New solution lots of existing products are compared to older lots in the same manner, which further confirms the homogeneity of the crystalline material as well as the stability and homogeneity of the solutions in the storage containers. In order to maintain the integrity of the assigned value(s), and associated uncertainty, the dilution or injection of a subsample of this product should be performed using calibrated measuring equipment.

UNCERTAINTY:

The maximum combined relative standard uncertainty of our reference standard solutions is calculated using the following equation:

The combined relative standard uncertainty, $u_c(y)$, of a value y and the uncertainty of the independent parameters $x_1, x_2, \ldots x_n$ on which it depends is:

$$u_c(y(x_1, x_2, \ldots x_n)) = \sqrt{\sum_{i=1}^{n} u(y, x_i)^2}$$

where x is expressed as a relative standard uncertainty of the individual parameter.

The individual uncertainties taken into account include those associated with weights (calibration of the balance) and volumes (calibration of the volumetric glassware). An expanded maximum combined percent relative uncertainty of ±5% (calculated with a coverage factor of 2 and a level of confidence of 95%) is stated on the Certificate of Analysis for all of our products.

TRACEABILITY:

All reference standard solutions are traceable to specific crystalline lots. The microbalances used for solution preparation are regularly tested by an external ISO/IEC 17025 accredited calibration company. In addition, their calibration is verified prior to each weighing using calibrated NIST and/or NRC traceable external weights. All volumetric glassware used is calibrated, of Class A tolerance, and has been tested according to the appropriate ASTM procedures, which are ultimately traceable to NIST. For certain products, traceability to international interlaboratory studies has also been established.

EXPIRY DATE / PERIOD OF VALIDITY:

Ongoing stability studies of this product have demonstrated stability in its composition and concentration, until the specified expiry date, in the unopened ampoule. Monitoring for any degradation or change in concentration of the listed analyte(s) is performed on a routine basis.

LIMITED WARRANTY:

At the time of shipment, all products are warranted to be free of defects in material and workmanship and to conform to the stated technical and purity specifications.

QUALITY MANAGEMENT:

This product was produced using a Quality Management System registered to the latest versions of ISO 9001 by SAI Global, ISO/IEC 17025 by the Canadian Association for Laboratory Accreditation Inc. (CALA; A 1226), and ISO GUIDE 34 by ANSI-ASQ National Accreditation Board (ANAB; AR-1523).

CALA Testing

ANAB ACCREDITED

For additional information or assistance concerning this or any other products from Wellington Laboratories Inc., please visit our website at www.well-labs.com or contact us directly at info@well-labs.com

17L2306

Figure 1: **M6PFDA; LC/MS Data (TIC and Mass Spectrum)**

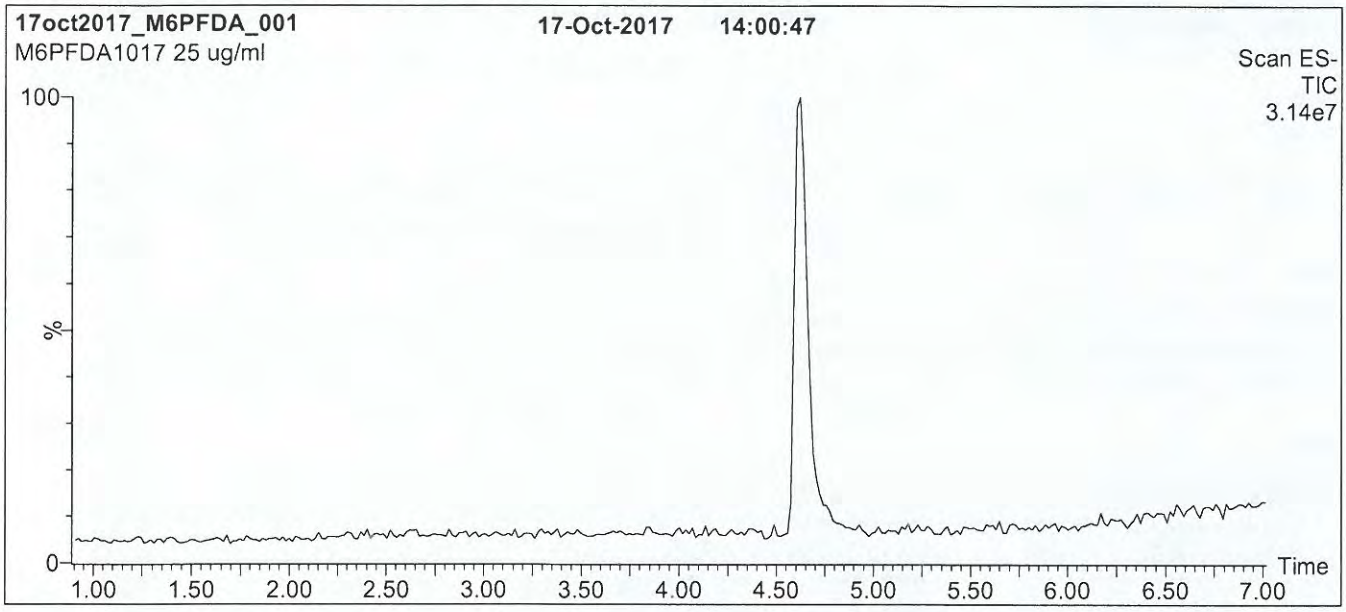

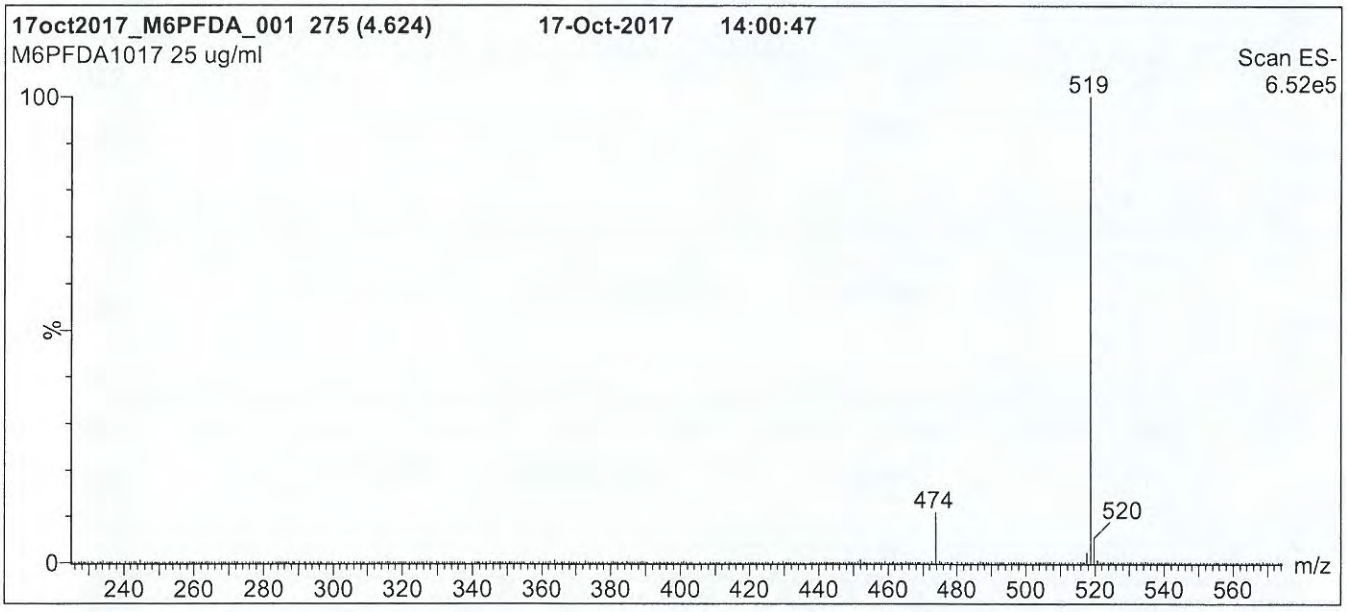

Conditions for Figure 1:

LC: **Waters Acquity Ultra Performance LC**
MS: **Micromass Quattro *micro* API MS**

Chromatographic Conditions

Column: Acquity UPLC BEH Shield RP_{18}
1.7 µm, 2.1 x 100 mm

Mobile phase: Gradient
Start: 50% (80:20 MeOH:ACN) / 50% H_2O
(both with 10 mM NH_4OAc buffer)
Ramp to 90% organic over 7 min and hold for 2 min before returning to initial conditions in 0.5 min.
Time: 10 min

Flow: 300 µl/min

MS Parameters

Experiment: Full Scan (225 - 850 amu)

Source: Electrospray (negative)
Capillary Voltage (kV) = 3.00
Cone Voltage (V) = 15.00
Cone Gas Flow (l/hr) = 50
Desolvation Gas Flow (l/hr) = 750

17L2306

Figure 2: **M6PFDA; LC/MS/MS Data (Selected MRM Transitions)**

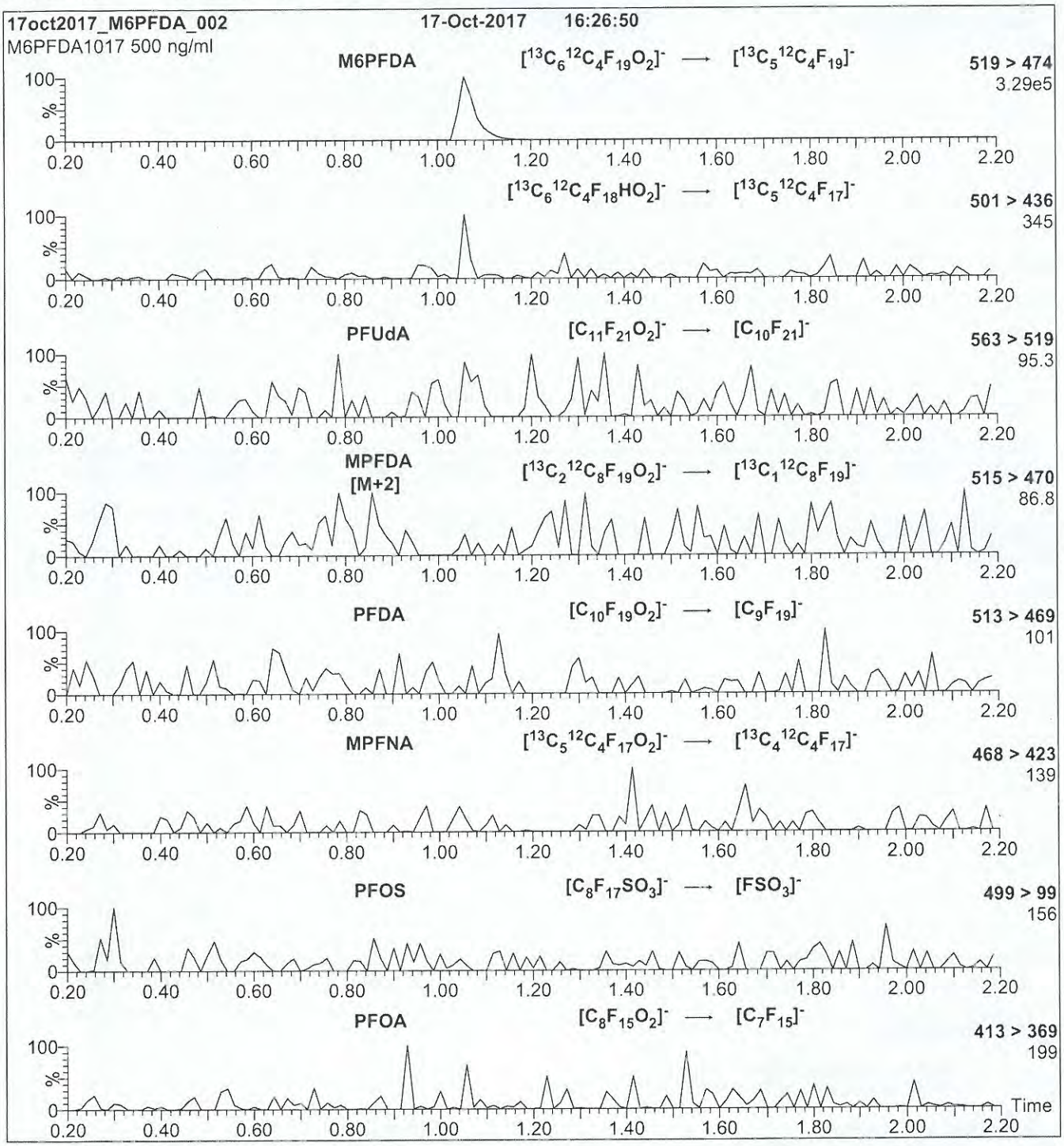

Conditions for Figure 2:

Injection: Direct loop injection
10 µl (500 ng/ml M6PFDA)

Mobile phase: Isocratic 80% (80:20 MeOH:ACN) / 20% H_2O
(both with 10 mM NH_4OAc buffer)

Flow: 300 µl/min

MS Parameters

Collision Gas (mbar) = 3.24e-3
Collision Energy (eV) = 13

17L2307

WELLINGTON LABORATORIES

CERTIFICATE OF ANALYSIS DOCUMENTATION

PRODUCT CODE:	M8PFOA	**LOT NUMBER:**	M8PFOA0717
COMPOUND:	Perfluoro-n-[$^{13}C_8$]octanoic acid		
STRUCTURE:		**CAS #:**	Not available

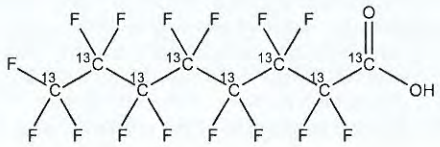

MOLECULAR FORMULA:	$^{13}C_8HF_{15}O_2$	**MOLECULAR WEIGHT:**	422.01
CONCENTRATION:	49 ± 2.45 µg/ml	**SOLVENT(S):**	Methanol Water (<1%)
CHEMICAL PURITY:	97.9% (M8PFOA) 2.1% (MPFOA [M+4])	**ISOTOPIC PURITY:**	≥99% ^{13}C ($^{13}C_8$)
LAST TESTED: (mm/dd/yyyy)	07/05/2017		
EXPIRY DATE: (mm/dd/yyyy)	07/05/2022		
RECOMMENDED STORAGE:	Store ampoule in a cool, dark place		

DOCUMENTATION/ DATA ATTACHED:

Figure 1: LC/MS Data (TIC and Mass Spectrum)
Figure 2: LC/MS/MS Data (Selected MRM Transitions)

ADDITIONAL INFORMATION:

- See page 2 for further details.
- Contains 4 mole eq. of NaOH to prevent conversion of the carboxylic acid to the methyl ester.
- Contains < 0.1% of native perfluoro-n-octanoic acid (PFOA) and ~ 2.1% of [M+4] perfluoro-n-octanoic acid.

FOR LABORATORY USE ONLY: NOT FOR HUMAN OR DRUG USE

Certified By: _____ **Date:** 07/14/2017 (mm/dd/yyyy)
B.G. Chittim, General Manager

Wellington Laboratories Inc., 345 Southgate Dr. Guelph ON N1G 3M5 CANADA
519-822-2436 • Fax: 519-822-2849 • info@well-labs.com

17L2307

INTENDED USE:

The products prepared by Wellington Laboratories Inc. are for laboratory use only. This certified reference material (CRM) was designed to be used as a standard for the identification and/or quantification of the specific chemical compound it contains.

HAZARDS:

This product should only be used by qualified personnel familiar with its potential hazards and trained in the handling of hazardous chemicals. Due care should be exercised to prevent unnecessary human contact or ingestion. All procedures should be carried out in a well-functioning fume hood and suitable gloves, eye protection, and clothing should be worn at all times. Waste should be disposed of according to national and regional regulations. Safety Data Sheets (SDSs) are available upon request.

SYNTHESIS / CHARACTERIZATION:

Where possible, all of our products are synthesized using single-product unambiguous routes. They are then characterized, and their structures and purities confirmed, using a combination of the most relevant techniques, such as NMR, GC/MS, LC/MS/MS, SFC/UV/MS/MS, x-ray crystallography, and melting point. Isotopic purities of mass-labelled compounds are also confirmed using HRGC/HRMS and/or LC/MS/MS.

HOMOGENEITY:

Prior to solution preparation, crystalline material is tested for homogeneity using a variety of techniques (as stated above) and its solubility in a given diluent is taken into consideration. Duplicate solutions of a new product are prepared from the same crystalline lot and, after the addition of an appropriate internal standard, they are compared by GC/MS, LC/MS/MS and/or SFC/UV/MS/MS. The relative response factors of the analyte of interest in each solution are required to be <5% RSD. New solution lots of existing products are compared to older lots in the same manner, which further confirms the homogeneity of the crystalline material as well as the stability and homogeneity of the solutions in the storage containers. In order to maintain the integrity of the assigned value(s), and associated uncertainty, the dilution or injection of a subsample of this product should be performed using calibrated measuring equipment.

UNCERTAINTY:

The maximum combined relative standard uncertainty of our reference standard solutions is calculated using the following equation:

The combined relative standard uncertainty, $u_c(y)$, of a value y and the uncertainty of the independent parameters $x_1, x_2, \ldots x_n$ on which it depends is:

$$u_c(y(x_1, x_2, \ldots x_n)) = \sqrt{\sum_{i=1}^{n} u(y, x_i)^2}$$

where x is expressed as a relative standard uncertainty of the individual parameter.

The individual uncertainties taken into account include those associated with weights (calibration of the balance) and volumes (calibration of the volumetric glassware). An expanded maximum combined percent relative uncertainty of ±5% (calculated with a coverage factor of 2 and a level of confidence of 95%) is stated on the Certificate of Analysis for all of our products.

TRACEABILITY:

All reference standard solutions are traceable to specific crystalline lots. The microbalances used for solution preparation are regularly tested by an external ISO/IEC 17025 accredited calibration company. In addition, their calibration is verified prior to each weighing using calibrated NIST and/or NRC traceable external weights. All volumetric glassware used is calibrated, of Class A tolerance, and has been tested according to the appropriate ASTM procedures, which are ultimately traceable to NIST. For certain products, traceability to international interlaboratory studies has also been established.

EXPIRY DATE / PERIOD OF VALIDITY:

Ongoing stability studies of this product have demonstrated stability in its composition and concentration, until the specified expiry date, in the unopened ampoule. Monitoring for any degradation or change in concentration of the listed analyte(s) is performed on a routine basis.

LIMITED WARRANTY:

At the time of shipment, all products are warranted to be free of defects in material and workmanship and to conform to the stated technical and purity specifications.

QUALITY MANAGEMENT:

This product was produced using a Quality Management System registered to the latest versions of ISO 9001 by SAI Global, ISO/IEC 17025 by the Canadian Association for Laboratory Accreditation Inc. (CALA; A 1226), and ISO GUIDE 34 by ANSI-ASQ National Accreditation Board (ANAB; AR-1523).

CALA

ANAB ACCREDITED

For additional information or assistance concerning this or any other products from Wellington Laboratories Inc., please visit our website at www.well-labs.com or contact us directly at info@well-labs.com

17L2307

Figure 1: **M8PFOA; LC/MS Data (TIC and Mass Spectrum)**

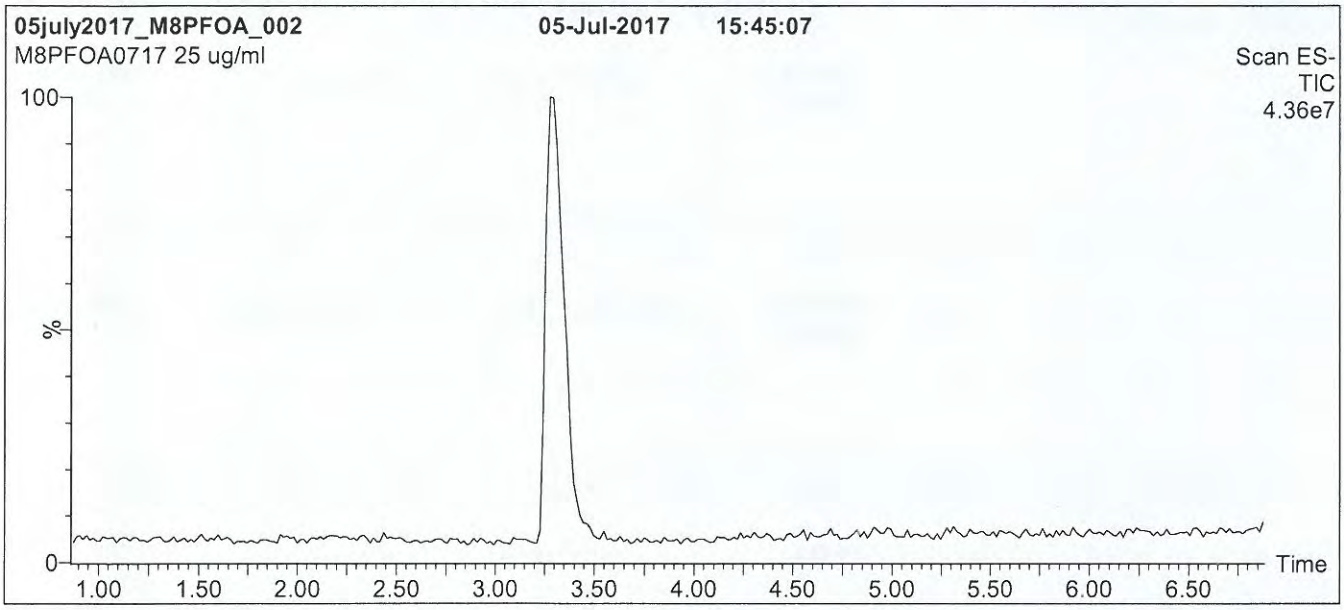

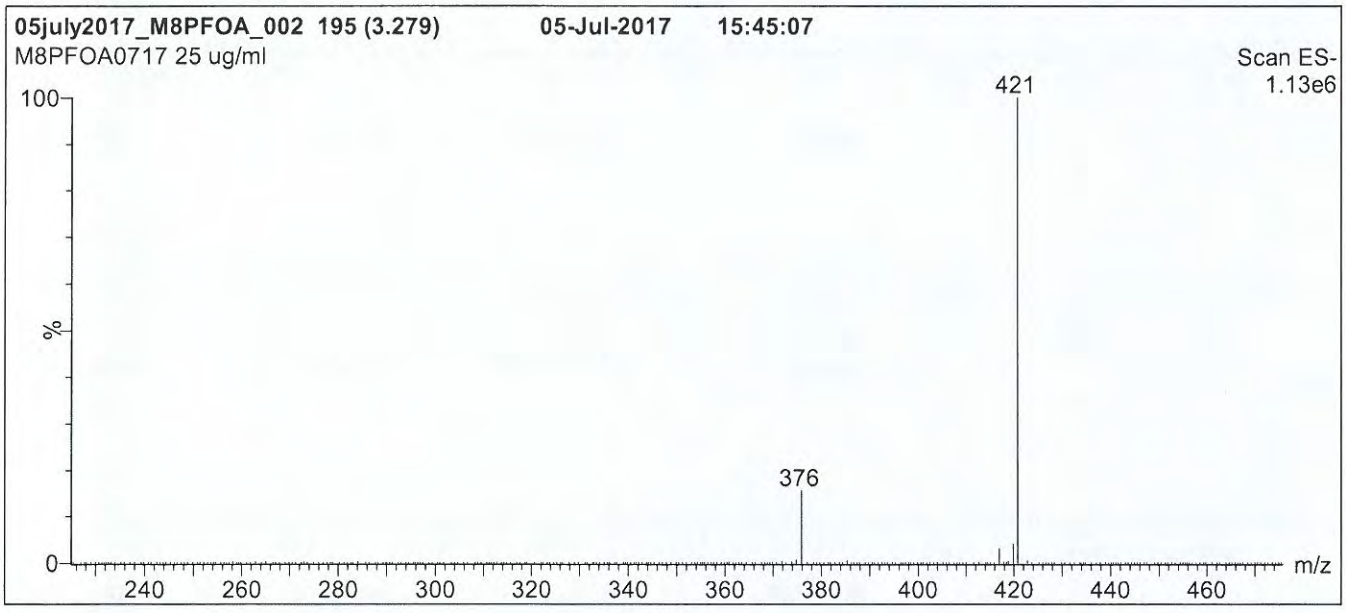

Conditions for Figure 1:

LC: **Waters Acquity Ultra Performance LC**
MS: **Micromass Quattro *micro* API MS**

Chromatographic Conditions

Column: Acquity UPLC BEH Shield RP_{18}
1.7 µm, 2.1 x 100 mm

Mobile phase: Gradient
Start: 55% (80:20 MeOH:ACN) / 45% H_2O
(both with 10 mM NH_4OAc buffer)
Ramp to 90% organic over 7.5 min and hold for 1.5 min before returning to initial conditions in 0.5 min.
Time: 10 min

Flow: 300 µl/min

MS Parameters

Experiment: Full Scan (225 - 850 amu)

Source: Electrospray (negative)
Capillary Voltage (kV) = 3.00
Cone Voltage (V) = 15.00
Cone Gas Flow (l/hr) = 100
Desolvation Gas Flow (l/hr) = 750

17L2307

Figure 2: **M8PFOA; LC/MS/MS Data (Selected MRM Transitions)**

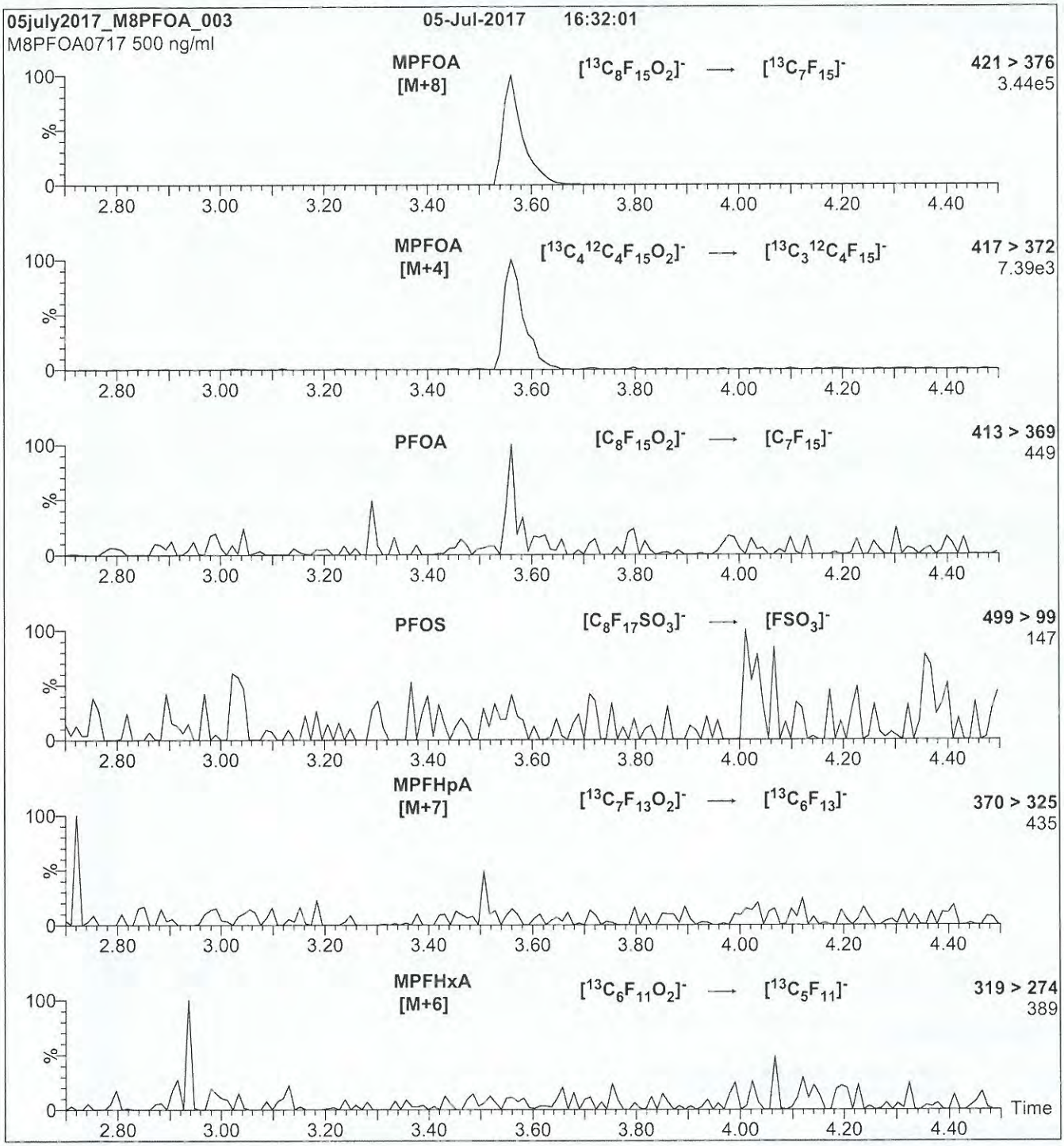

Conditions for Figure 2:

Injection: Direct loop injection
10 µl (500 ng/ml M8PFOA)

Mobile phase: Isocratic 80% (80:20 MeOH:ACN) / 20% H_2O
(both with 10 mM NH_4OAc buffer)

Flow: 300 µl/min

MS Parameters

Collision Gas (mbar) = 3.28e-3
Collision Energy (eV) = 10

17L2308

WELLINGTON LABORATORIES

CERTIFICATE OF ANALYSIS DOCUMENTATION

PRODUCT CODE: MPFBA
COMPOUND: Perfluoro-n-[1,2,3,4-$^{13}C_4$]butanoic acid

LOT NUMBER: MPFBA0417

STRUCTURE:

CAS #: Not available

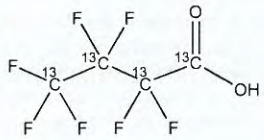

MOLECULAR FORMULA:	$^{13}C_4HF_7O_2$	**MOLECULAR WEIGHT:**	218.01
CONCENTRATION:	50 ± 2.5 µg/ml	**SOLVENT(S):**	Methanol Water (<1%)
CHEMICAL PURITY:	>98%	**ISOTOPIC PURITY:**	≥99% ^{13}C ($1,2,3,4$-$^{13}C_4$)
LAST TESTED: (mm/dd/yyyy)	04/12/2017		
EXPIRY DATE: (mm/dd/yyyy)	04/12/2022		
RECOMMENDED STORAGE:	Store ampoule in a cool, dark place		

DOCUMENTATION/ DATA ATTACHED:

Figure 1: LC/MS Data (TIC and Mass Spectrum)
Figure 2: LC/MS/MS Data (Selected MRM Transitions)

ADDITIONAL INFORMATION:

- See page 2 for further details.
- Contains 4 mole eq. of NaOH to prevent conversion of the carboxylic acid to the methyl ester.

FOR LABORATORY USE ONLY: NOT FOR HUMAN OR DRUG USE

Certified By: _____ **Date:** 04/20/2017 (mm/dd/yyyy)
B.G. Chittim, General Manager

Wellington Laboratories Inc., 345 Southgate Dr. Guelph ON N1G 3M5 CANADA
519-822-2436 • Fax: 519-822-2849 • info@well-labs.com

17L2308

INTENDED USE:

The products prepared by Wellington Laboratories Inc. are for laboratory use only. This certified reference material (CRM) was designed to be used as a standard for the identification and/or quantification of the specific chemical compound it contains.

HAZARDS:

This product should only be used by qualified personnel familiar with its potential hazards and trained in the handling of hazardous chemicals. Due care should be exercised to prevent unnecessary human contact or ingestion. All procedures should be carried out in a well-functioning fume hood and suitable gloves, eye protection, and clothing should be worn at all times. Waste should be disposed of according to national and regional regulations. Safety Data Sheets (SDSs) are available upon request.

SYNTHESIS / CHARACTERIZATION:

Where possible, all of our products are synthesized using single-product unambiguous routes. They are then characterized, and their structures and purities confirmed, using a combination of the most relevant techniques, such as NMR, GC/MS, LC/MS/MS, SFC/UV/MS/MS, x-ray crystallography, and melting point. Isotopic purities of mass-labelled compounds are also confirmed using HRGC/HRMS and/or LC/MS/MS.

HOMOGENEITY:

Prior to solution preparation, crystalline material is tested for homogeneity using a variety of techniques (as stated above) and its solubility in a given diluent is taken into consideration. Duplicate solutions of a new product are prepared from the same crystalline lot and, after the addition of an appropriate internal standard, they are compared by GC/MS, LC/MS/MS and/or SFC/UV/MS/MS. The relative response factors of the analyte of interest in each solution are required to be <5% RSD. New solution lots of existing products are compared to older lots in the same manner, which further confirms the homogeneity of the crystalline material as well as the stability and homogeneity of the solutions in the storage containers. In order to maintain the integrity of the assigned value(s), and associated uncertainty, the dilution or injection of a subsample of this product should be performed using calibrated measuring equipment.

UNCERTAINTY:

The maximum combined relative standard uncertainty of our reference standard solutions is calculated using the following equation:

The combined relative standard uncertainty, $u_c(y)$, of a value y and the uncertainty of the independent parameters $x_1, x_2, \ldots x_n$ on which it depends is:

$$u_c(y(x_1, x_2, \ldots x_n)) = \sqrt{\sum_{i=1}^{n} u(y, x_i)^2}$$

where x is expressed as a relative standard uncertainty of the individual parameter.

The individual uncertainties taken into account include those associated with weights (calibration of the balance) and volumes (calibration of the volumetric glassware). An expanded maximum combined percent relative uncertainty of ±5% (calculated with a coverage factor of 2 and a level of confidence of 95%) is stated on the Certificate of Analysis for all of our products.

TRACEABILITY:

All reference standard solutions are traceable to specific crystalline lots. The microbalances used for solution preparation are regularly tested by an external ISO/IEC 17025 accredited calibration company. In addition, their calibration is verified prior to each weighing using calibrated NIST and/or NRC traceable external weights. All volumetric glassware used is calibrated, of Class A tolerance, and has been tested according to the appropriate ASTM procedures, which are ultimately traceable to NIST. For certain products, traceability to international interlaboratory studies has also been established.

EXPIRY DATE / PERIOD OF VALIDITY:

Ongoing stability studies of this product have demonstrated stability in its composition and concentration, until the specified expiry date, in the unopened ampoule. Monitoring for any degradation or change in concentration of the listed analyte(s) is performed on a routine basis.

LIMITED WARRANTY:

At the time of shipment, all products are warranted to be free of defects in material and workmanship and to conform to the stated technical and purity specifications.

QUALITY MANAGEMENT:

This product was produced using a Quality Management System registered to the latest versions of ISO 9001 by SAI Global, ISO/IEC 17025 by the Canadian Association for Laboratory Accreditation Inc. (CALA; A 1226), and ISO GUIDE 34 by ANSI-ASQ National Accreditation Board (ANAB; AR-1523).

CALA

ANAB ACCREDITED

For additional information or assistance concerning this or any other products from Wellington Laboratories Inc., please visit our website at www.well-labs.com or contact us directly at info@well-labs.com

17L2308

Figure 1: **MPFBA; LC/MS Data (TIC and Mass Spectrum)**

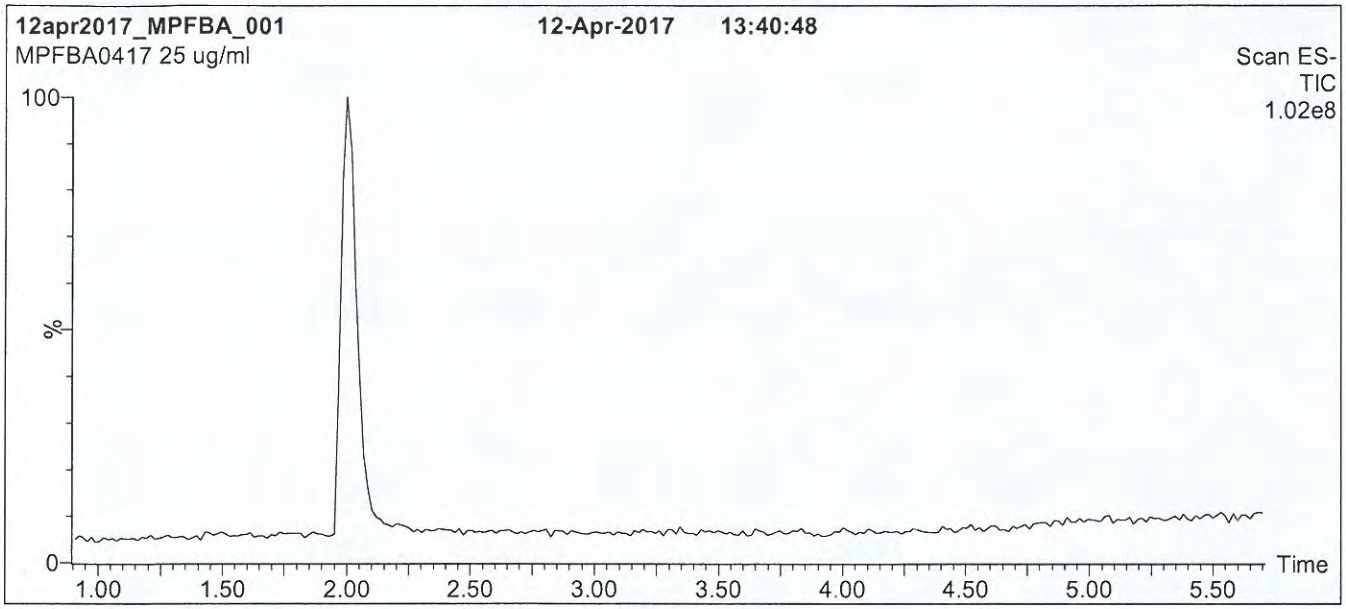

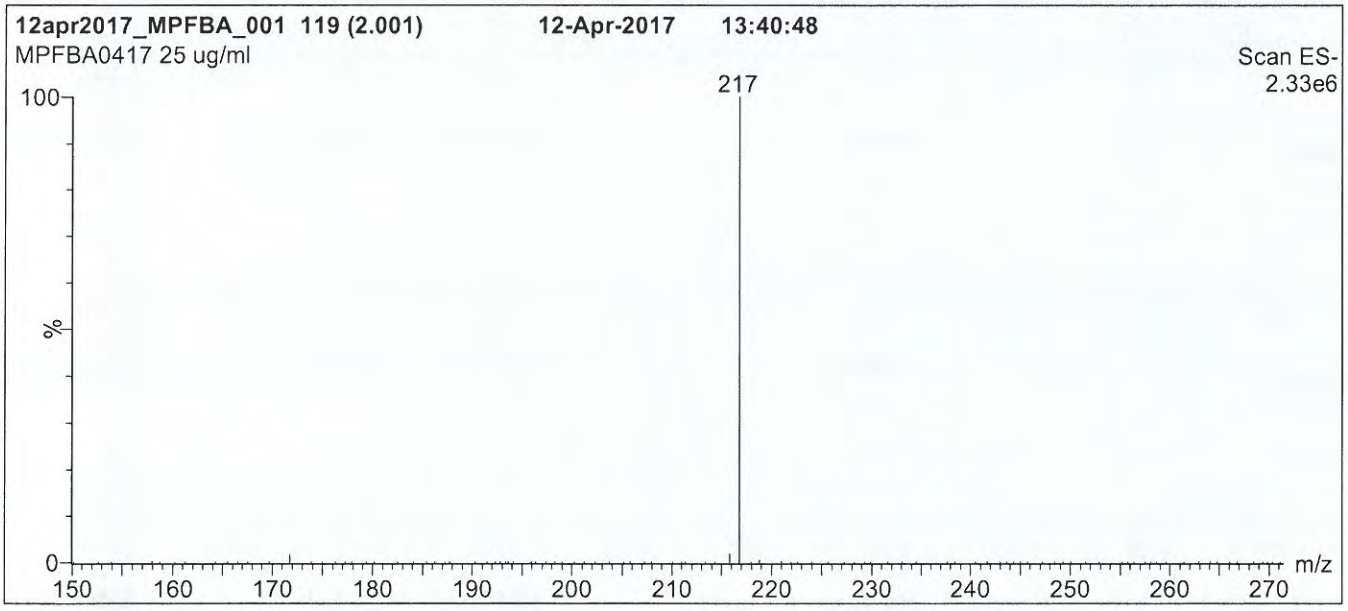

Conditions for Figure 1:

LC: **Waters Acquity Ultra Performance LC**
MS: **Micromass Quattro *micro* API MS**

Chromatographic Conditions

Column: Acquity UPLC BEH Shield RP_{18}
1.7 µm, 2.1 x 100 mm

Mobile phase: Gradient
Start: 30% (80:20 MeOH:ACN) / 70% H_2O
(both with 10 mM NH_4OAc buffer)
Ramp to 90% organic over 7 min and hold for 1.5 min
before returning to initial conditions in 0.5 min.
Time: 10 min

Flow: 300 µl/min

MS Parameters

Experiment: Full Scan (150 - 850 amu)

Source: Electrospray (negative)
Capillary Voltage (kV) = 3.00
Cone Voltage (V) = 10.00
Cone Gas Flow (l/hr) = 100
Desolvation Gas Flow (l/hr) = 750

1712308

Figure 2: **MPFBA; LC/MS/MS Data (Selected MRM Transitions)**

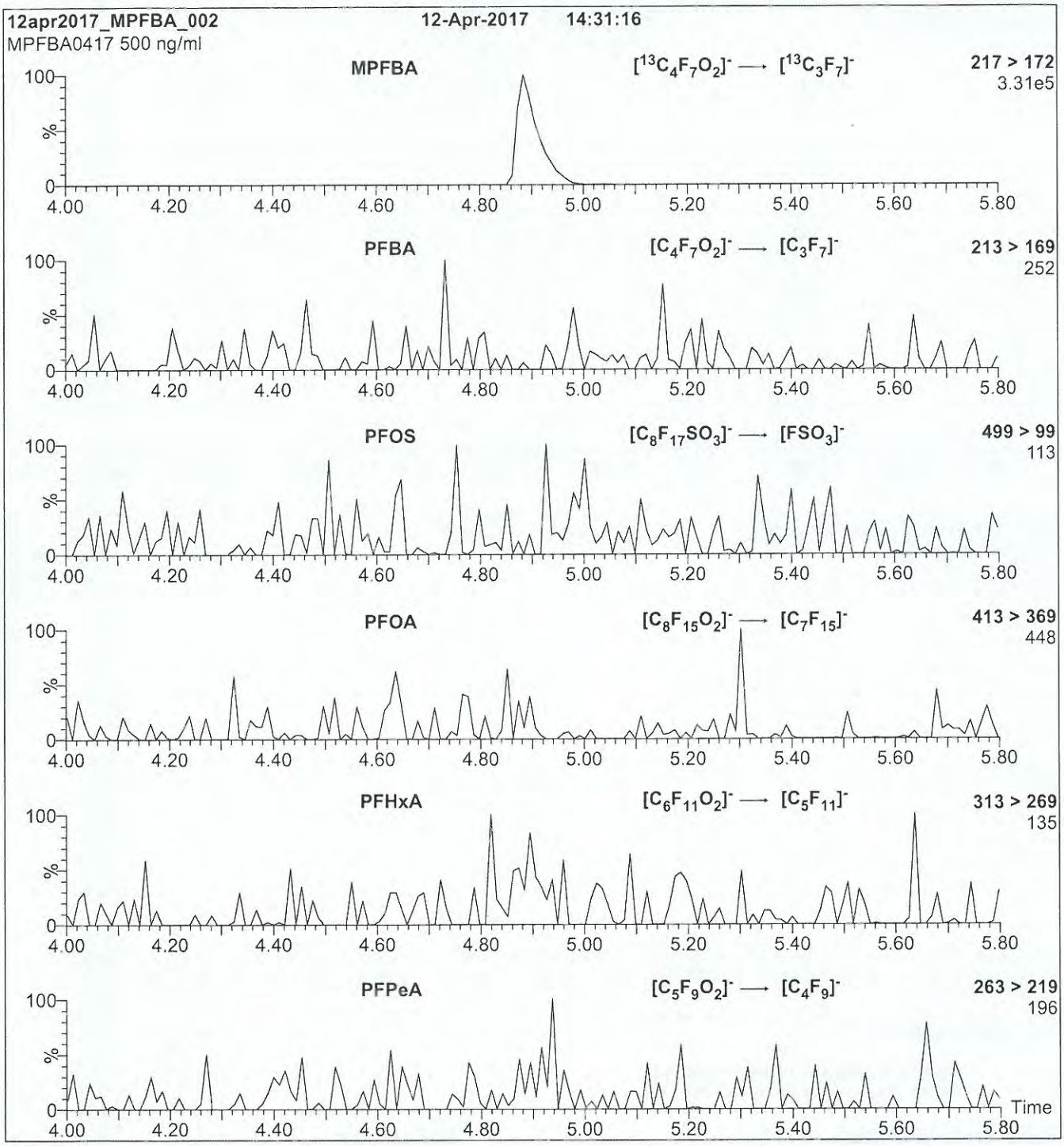

Conditions for Figure 2:

Injection: Direct loop injection
10 µl (500 ng/ml MPFBA)

Mobile phase: Isocratic 80% (80:20 MeOH:ACN) / 20% H_2O
(both with 10 mM NH_4OAc buffer)

Flow: 300 µl/min

MS Parameters

Collision Gas (mbar) = 3.35e-3
Collision Energy (eV) = 10

17L2309

WELLINGTON LABORATORIES

CERTIFICATE OF ANALYSIS
DOCUMENTATION

PRODUCT CODE:	M9PFNA	**LOT NUMBER:**	M9PFNA0517
COMPOUND:	Perfluoro-n-[$^{13}C_9$]nonanoic acid		
STRUCTURE:		**CAS #:**	Not available

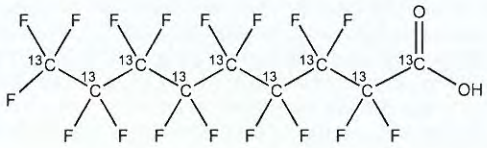

MOLECULAR FORMULA:	$^{13}C_9HF_{17}O_2$	**MOLECULAR WEIGHT:**	473.01
CONCENTRATION:	50 ± 2.5 µg/ml	**SOLVENT(S):**	Methanol Water (<1%)
CHEMICAL PURITY:	>98%	**ISOTOPIC PURITY:**	≥99% ^{13}C ($^{13}C_9$)
LAST TESTED: (mm/dd/yyyy)	05/23/2017		
EXPIRY DATE: (mm/dd/yyyy)	05/23/2022		
RECOMMENDED STORAGE:	Store ampoule in a cool, dark place		

DOCUMENTATION/ DATA ATTACHED:

Figure 1: LC/MS Data (TIC and Mass Spectrum)
Figure 2: LC/MS/MS Data (Selected MRM Transitions)

ADDITIONAL INFORMATION:

- See page 2 for further details.
- Contains 4 mole eq. of NaOH to prevent conversion of the carboxylic acid to the methyl ester.
- Contains ~ 0.9% of $^{13}C_5{}^{12}C_4HF_{17}O_2$ (MPFNA).

FOR LABORATORY USE ONLY: NOT FOR HUMAN OR DRUG USE

Certified By: _____ **Date:** 05/25/2017 (mm/dd/yyyy)
B.G. Chittim, General Manager

Wellington Laboratories Inc., 345 Southgate Dr. Guelph ON N1G 3M5 CANADA
519-822-2436 • Fax: 519-822-2849 • info@well-labs.com

17L2309

INTENDED USE:

The products prepared by Wellington Laboratories Inc. are for laboratory use only. This certified reference material (CRM) was designed to be used as a standard for the identification and/or quantification of the specific chemical compound it contains.

HAZARDS:

This product should only be used by qualified personnel familiar with its potential hazards and trained in the handling of hazardous chemicals. Due care should be exercised to prevent unnecessary human contact or ingestion. All procedures should be carried out in a well-functioning fume hood and suitable gloves, eye protection, and clothing should be worn at all times. Waste should be disposed of according to national and regional regulations. Safety Data Sheets (SDSs) are available upon request.

SYNTHESIS / CHARACTERIZATION:

Where possible, all of our products are synthesized using single-product unambiguous routes. They are then characterized, and their structures and purities confirmed, using a combination of the most relevant techniques, such as NMR, GC/MS, LC/MS/MS, SFC/UV/MS/MS, x-ray crystallography, and melting point. Isotopic purities of mass-labelled compounds are also confirmed using HRGC/HRMS and/or LC/MS/MS.

HOMOGENEITY:

Prior to solution preparation, crystalline material is tested for homogeneity using a variety of techniques (as stated above) and its solubility in a given diluent is taken into consideration. Duplicate solutions of a new product are prepared from the same crystalline lot and, after the addition of an appropriate internal standard, they are compared by GC/MS, LC/MS/MS and/or SFC/UV/MS/MS. The relative response factors of the analyte of interest in each solution are required to be <5% RSD. New solution lots of existing products are compared to older lots in the same manner, which further confirms the homogeneity of the crystalline material as well as the stability and homogeneity of the solutions in the storage containers. In order to maintain the integrity of the assigned value(s), and associated uncertainty, the dilution or injection of a subsample of this product should be performed using calibrated measuring equipment.

UNCERTAINTY:

The maximum combined relative standard uncertainty of our reference standard solutions is calculated using the following equation:

The combined relative standard uncertainty, $u_c(y)$, of a value y and the uncertainty of the independent parameters $x_1, x_2, \ldots x_n$ on which it depends is:

$$u_c(y(x_1, x_2, \ldots x_n)) = \sqrt{\sum_{i=1}^{n} u(y, x_i)^2}$$

where x is expressed as a relative standard uncertainty of the individual parameter.

The individual uncertainties taken into account include those associated with weights (calibration of the balance) and volumes (calibration of the volumetric glassware). An expanded maximum combined percent relative uncertainty of ±5% (calculated with a coverage factor of 2 and a level of confidence of 95%) is stated on the Certificate of Analysis for all of our products.

TRACEABILITY:

All reference standard solutions are traceable to specific crystalline lots. The microbalances used for solution preparation are regularly tested by an external ISO/IEC 17025 accredited calibration company. In addition, their calibration is verified prior to each weighing using calibrated NIST and/or NRC traceable external weights. All volumetric glassware used is calibrated, of Class A tolerance, and has been tested according to the appropriate ASTM procedures, which are ultimately traceable to NIST. For certain products, traceability to international interlaboratory studies has also been established.

EXPIRY DATE / PERIOD OF VALIDITY:

Ongoing stability studies of this product have demonstrated stability in its composition and concentration, until the specified expiry date, in the unopened ampoule. Monitoring for any degradation or change in concentration of the listed analyte(s) is performed on a routine basis.

LIMITED WARRANTY:

At the time of shipment, all products are warranted to be free of defects in material and workmanship and to conform to the stated technical and purity specifications.

QUALITY MANAGEMENT:

This product was produced using a Quality Management System registered to the latest versions of ISO 9001 by SAI Global, ISO/IEC 17025 by the Canadian Association for Laboratory Accreditation Inc. (CALA; A 1226), and ISO GUIDE 34 by ANSI-ASQ National Accreditation Board (ANAB; AR-1523).

CALA

ANAB ACCREDITED

For additional information or assistance concerning this or any other products from Wellington Laboratories Inc., please visit our website at www.well-labs.com or contact us directly at info@well-labs.com

17L2309

Figure 1: **M9PFNA; LC/MS Data (TIC and Mass Spectrum)**

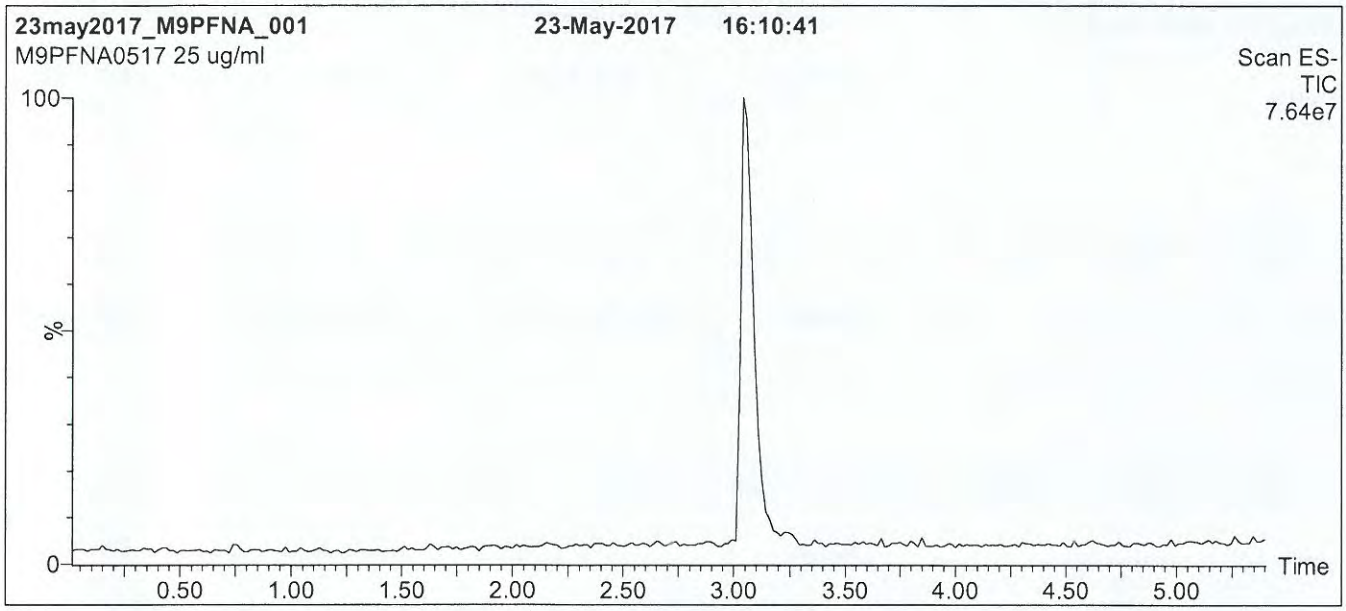

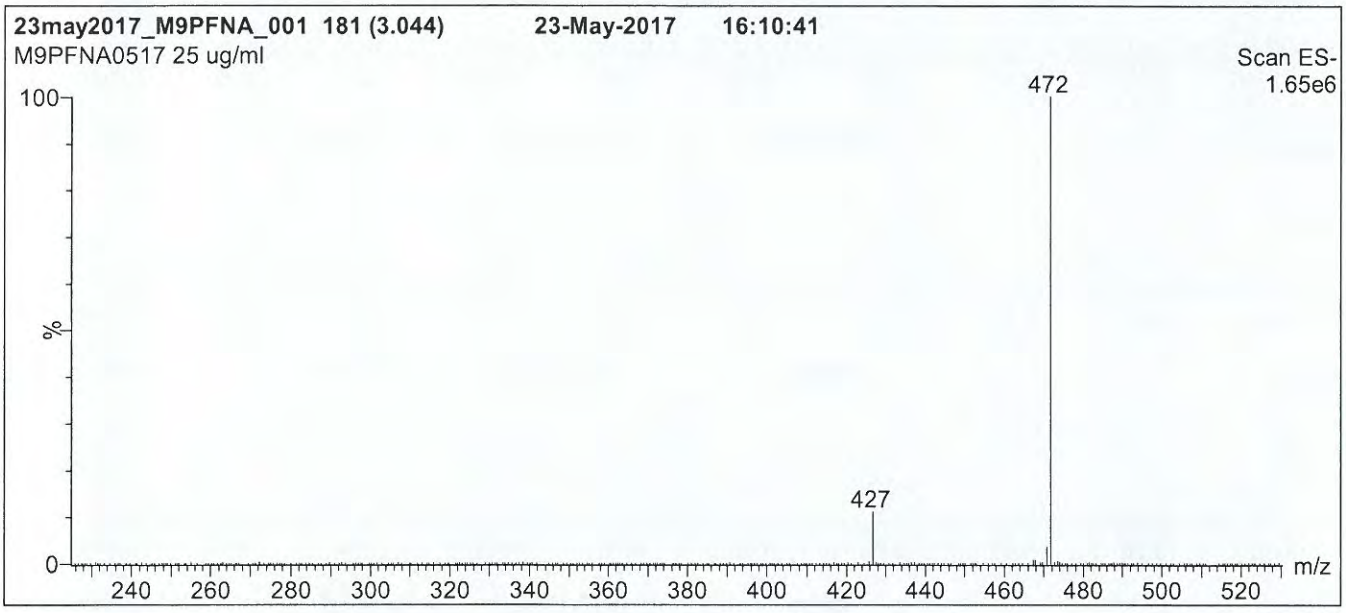

Conditions for Figure 1:

LC: **Waters Acquity Ultra Performance LC**
MS: **Micromass Quattro *micro* API MS**

Chromatographic Conditions

Column: Acquity UPLC BEH Shield RP_{18}
1.7 µm, 2.1 x 100 mm

Mobile phase: Gradient
Start: 60% (80:20 MeOH:ACN) / 40% H_2O
(both with 10 mM NH_4OAc buffer)
Ramp to 90% organic over 7 min and hold for 1.5 min
before returning to initial conditions in 0.5 min.
Time: 10 min

Flow: 300 µl/min

MS Parameters

Experiment: Full Scan (225 - 850 amu)

Source: Electrospray (negative)
Capillary Voltage (kV) = 2.00
Cone Voltage (V) = 15.00
Cone Gas Flow (l/hr) = 50
Desolvation Gas Flow (l/hr) = 750

17L2309

Figure 2: **M9PFNA; LC/MS/MS Data (Selected MRM Transitions)**

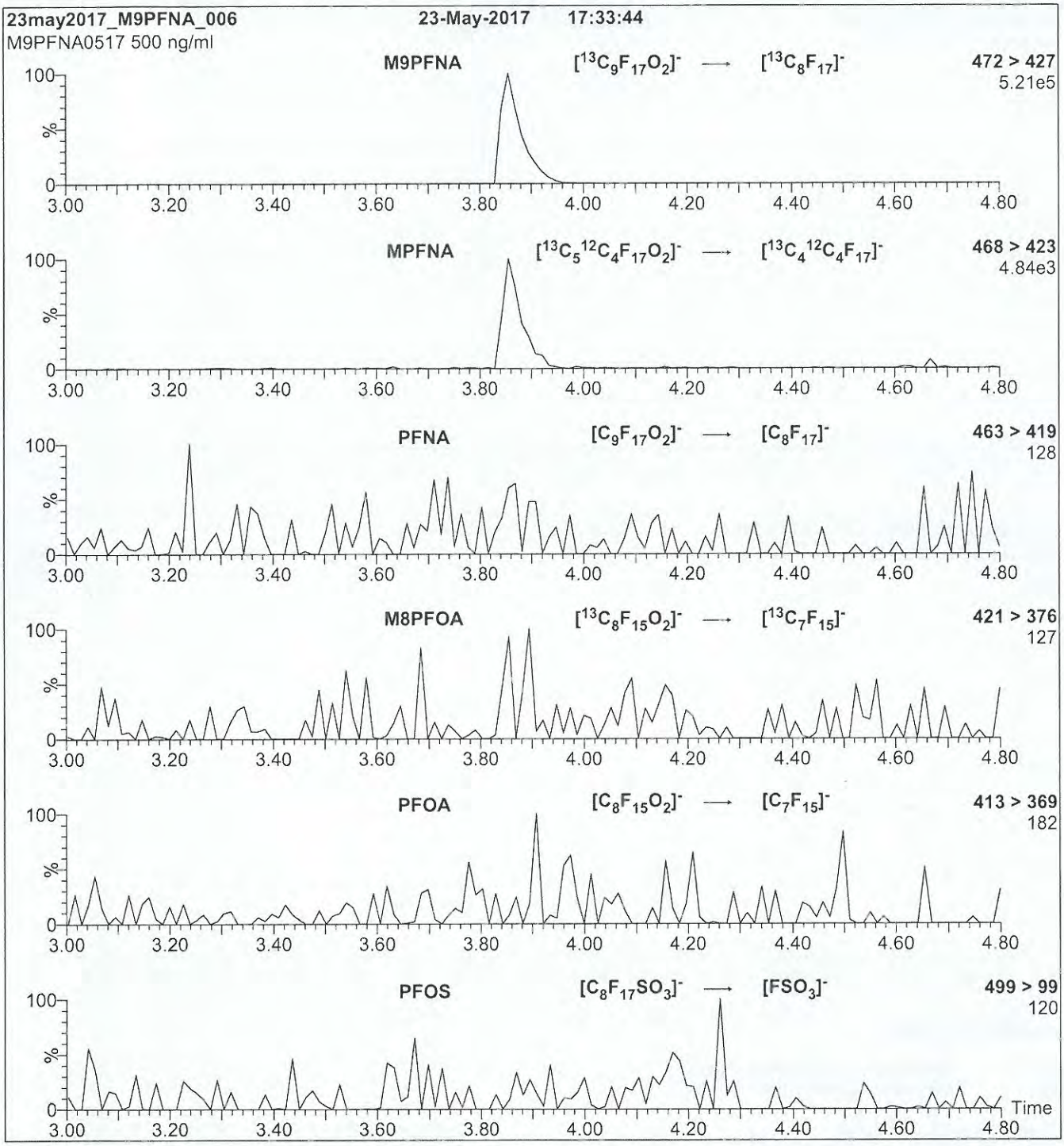

Conditions for Figure 2:

Injection: Direct loop injection
10 µl (500 ng/ml M9PFNA)

Mobile phase: Isocratic 80% (80:20 MeOH:ACN) / 20% H_2O
(both with 10 mM NH_4OAc buffer)

Flow: 300 µl/min

MS Parameters

Collision Gas (mbar) = 3.20e-3
Collision Energy (eV) = 11

Analytical Standard Record

Vista Analytical Laboratory

17L2815

Parent Standards used in this standard:

Standard	Description	Prepared	Prepared By	Expires	(mls)
17L2901	537 DW NS	29-Dec-17	Kyle Byrd-Fisher	29-Dec-19	0.3

Description:	537 DW NS Dil	Expires:	28-Dec-18
Standard Type:	Analyte Spike	Prepared:	29-Dec-17
Solvent:	MeOH	Prepared By:	Kyle Byrd-Fisher
Final Volume (mls):	1.2	Department:	LCMS
Vials:	1	Last Edit:	09-Feb-18 12:22 by AEW

Analyte	CAS Number	Concentration	Units
PFHpS	375-92-8	0.238	ug/mL
6:2 FTS	27619-97-2	0.238	ug/mL
8:2 FTS	39108-34-4	0.24	ug/mL
EtFOSAA	2991-50-6	0.25	ug/mL
MeFOSAA	2355-31-9	0.25	ug/mL
PFBA	375-22-4	0.25	ug/mL
PFBS	375-73-5	0.221	ug/mL
PFDA	335-76-2	0.25	ug/mL
PFDoA	307-55-1	0.25	ug/mL
4:2 FTS		0.234	ug/mL
PFHpA	375-85-9	0.25	ug/mL
PFUnA	2058-94-8	0.25	ug/mL
PFHxA	307-24-4	0.25	ug/mL
PFHxS	355-46-4	0.228	ug/mL
PFNA	375-95-1	0.25	ug/mL
PFOA	335-67-1	0.25	ug/mL
PFOS	1763-23-1	0.231	ug/mL
PFOSA	754-91-6	0.25	ug/mL
PFPeA	2706-90-3	0.25	ug/mL
PFTeDA	376-06-7	0.25	ug/mL
PFTrDA	72629-94-8	0.25	ug/mL
PFDS	335-77-3	0.241	ug/mL

Analytical Standard Record

Vista Analytical Laboratory

17L2901

Parent Standards used in this standard:

Standard	Description	Prepared	Prepared By	Expires	(mls)
17K3044	PFAC-24PAR Natives	30-Nov-17	** Vendor **	15-Sep-22	1.2

Description:	537 DW NS	Expires:	29-Dec-19
Standard Type:	Analyte Spike	Prepared:	29-Dec-17
Solvent:	MeOH	Prepared By:	Kyle Byrd-Fisher
Final Volume (mls):	2.4	Department:	LCMS
Vials:	1	Last Edit:	29-Dec-17 08:23 by KBF

Analyte	CAS Number	Concentration	Units
PFHpS	375-92-8	0.95	ug/mL
6:2 FTS	27619-97-2	0.95	ug/mL
8:2 FTS	39108-34-4	0.96	ug/mL
EtFOSAA	2991-50-6	1	ug/mL
MeFOSAA	2355-31-9	1	ug/mL
PFBA	375-22-4	1	ug/mL
PFBS	375-73-5	0.885	ug/mL
PFDA	335-76-2	1	ug/mL
PFDoA	307-55-1	1	ug/mL
4:2 FTS		0.935	ug/mL
PFHpA	375-85-9	1	ug/mL
PFUnA	2058-94-8	1	ug/mL
PFHxA	307-24-4	1	ug/mL
PFHxS	355-46-4	0.91	ug/mL
PFNA	375-95-1	1	ug/mL
PFOA	335-67-1	1	ug/mL
PFOS	1763-23-1	0.925	ug/mL
PFOSA	754-91-6	1	ug/mL
PFPeA	2706-90-3	1	ug/mL
PFTeDA	376-06-7	1	ug/mL
PFTrDA	72629-94-8	1	ug/mL
PFDS	335-77-3	0.965	ug/mL

17K3044

WELLINGTON LABORATORIES

CERTIFICATE OF ANALYSIS DOCUMENTATION

PFAC-24PAR

Native Per- and Poly-fluoroalkyl Substance Precision and Recovery Standard Solution

PRODUCT CODE:	PFAC-24PAR
LOT NUMBER:	PFAC24PAR0917
SOLVENT(S):	Methanol / Isopropanol (4%) / Water (<1%)
DATE PREPARED: (mm/dd/yyyy)	09/13/2017
LAST TESTED: (mm/dd/yyyy)	09/15/2017
EXPIRY DATE: (mm/dd/yyyy)	09/15/2022
RECOMMENDED STORAGE:	Refrigerate ampoule

DESCRIPTION:

PFAC-24PAR is a solution/mixture of eleven native linear perfluoroalkylcarboxylic acids (C_4-C_{14}), seven native perfluoroalkylsulfonates (C_4, C_5, C_7, C_9, and C_{10} linear; C_6 and C_8 linear and branched), three native telomer sulfonates (4:2, 6:2, and 8:2), two native perfluorooctanesulfonamidoacetic acids, and perfluoro-1-octanesulfonamide. The components and their concentrations are given in Table A.

The individual native perfluoroalkylcarboxylic acids, native perfluoroalkylsulfonates, native telomer sulfonates, native perfluorooctanesulfonamidoacetic acids, and perfluoro-1-octanesulfonamide all have chemical purities of >98%.

DOCUMENTATION/ DATA ATTACHED:

Table A: Components and Concentrations of the Solution/Mixture
Table B: Isomeric Components and Percent Composition of PFHxSK
Table C: Isomeric Components and Percent Composition of PFOSK
Figure 1: LC/MS Data (SIR)
Figure 2: LC/MS/MS Data (Selected MRM Transitions)

ADDITIONAL INFORMATION:

- See page 2 for further details.
- Contains 4 mole eq. of NaOH to prevent conversion of the carboxylic acids to their respective methyl esters.

FOR LABORATORY USE ONLY: NOT FOR HUMAN OR DRUG USE

Wellington Laboratories Inc., 345 Southgate Dr. Guelph ON N1G 3M5 CANADA
519-822-2436 • Fax: 519-822-2849 • info@well-labs.com

17K3044

INTENDED USE:

The products prepared by Wellington Laboratories Inc. are for laboratory use only. This certified reference material (CRM) was designed to be used as a standard for the identification and/or quantification of the specific chemical compounds it contains.

HAZARDS:

This product should only be used by qualified personnel familiar with its potential hazards and trained in the handling of hazardous chemicals. Due care should be exercised to prevent unnecessary human contact or ingestion. All procedures should be carried out in a well-functioning fume hood and suitable gloves, eye protection, and clothing should be worn at all times. Waste should be disposed of according to national and regional regulations. Safety Data Sheets (SDSs) are available upon request.

SYNTHESIS / CHARACTERIZATION:

Where possible, all of our products are synthesized using single-product unambiguous routes. They are then characterized, and their structures and purities confirmed, using a combination of the most relevant techniques, such as NMR, GC/MS, LC/MS/MS, SFC/UV/MS/MS, x-ray crystallography, and melting point. Isotopic purities of mass-labelled compounds are also confirmed using HRGC/HRMS and/or LC/MS/MS.

HOMOGENEITY:

Prior to solution preparation, crystalline material is tested for homogeneity using a variety of techniques (as stated above) and its solubility in a given diluent is taken into consideration. Duplicate solutions of a new product are prepared from the same crystalline lot and, after the addition of an appropriate internal standard, they are compared by GC/MS, LC/MS/MS and/or SFC/UV/MS/MS. The relative response factors of the analyte of interest in each solution are required to be <5% RSD. New solution lots of existing products, as well as mixtures and calibration solutions, are compared to older lots in a similar manner, which further confirms the homogeneity of the crystalline material as well as the stability and homogeneity of the solutions in the storage containers. In order to maintain the integrity of the assigned value(s), and associated uncertainty, the dilution or injection of a subsample of this product should be performed using calibrated measuring equipment.

UNCERTAINTY:

The maximum combined relative standard uncertainty of our reference standard solutions is calculated using the following equation:

The combined relative standard uncertainty, $u_c(y)$, of a value y and the uncertainty of the independent parameters $x_1, x_2, \ldots x_n$ on which it depends is:

$$u_c(y(x_1, x_2, \ldots x_n)) = \sqrt{\sum_{i=1}^{n} u(y, x_i)^2}$$

where x is expressed as a relative standard uncertainty of the individual parameter.

The individual uncertainties taken into account include those associated with weights (calibration of the balance) and volumes (calibration of the volumetric glassware). An expanded maximum combined percent relative uncertainty of ±5% (calculated with a coverage factor of 2 and a level of confidence of 95%) is stated on the Certificate of Analysis for all of our products.

TRACEABILITY:

All reference standard solutions are traceable to specific crystalline lots. The microbalances used for solution preparation are regularly tested by an external ISO/IEC 17025 accredited calibration company. In addition, their calibration is verified prior to each weighing using calibrated NIST and/or NRC traceable external weights. All volumetric glassware used is calibrated, of Class A tolerance, and has been tested according to the appropriate ASTM procedures, which are ultimately traceable to NIST. For certain products, traceability to international interlaboratory studies has also been established.

EXPIRY DATE / PERIOD OF VALIDITY:

Ongoing stability studies of this product have demonstrated stability in its composition and concentration, until the specified expiry date, in the unopened ampoule. Monitoring for any degradation or change in concentration of the listed analyte(s) is performed on a routine basis.

LIMITED WARRANTY:

At the time of shipment, all products are warranted to be free of defects in material and workmanship and to conform to the stated technical and purity specifications.

QUALITY MANAGEMENT:

This product was produced using a Quality Management System registered to the latest versions of ISO 9001 by SAI Global, ISO/IEC 17025 by the Canadian Association for Laboratory Accreditation Inc. (CALA; A 1226), and ISO GUIDE 34 by ANSI-ASQ National Accreditation Board (ANAB; AR-1523).

CALA Testing

ANAB ACCREDITED REFERENCE MATERIAL PRODUCER

For additional information or assistance concerning this or any other products from Wellington Laboratories Inc., please visit our website at www.well-labs.com or contact us directly at info@well-labs.com

17K3044

Table A: **PFAC-24PAR; Components and Concentrations (ng/ml, ± 5% in Methanol / Isopropanol (4%) / Water (<1%))**

Compound	Abbreviation	Concentration (ng/ml)	Peak Assignment in Figure 1
Perfluoro-n-butanoic acid	PFBA	2000	A
Perfluoro-n-pentanoic acid	PFPeA	2000	B
Perfluoro-n-hexanoic acid	PFHxA	2000	E
Perfluoro-n-heptanoic acid	PFHpA	2000	G
Perfluoro-n-octanoic acid	PFOA	2000	K
Perfluoro-n-nonanoic acid	PFNA	2000	M
Perfluoro-n-decanoic acid	PFDA	2000	Q
Perfluoro-n-undecanoic acid	PFUdA	2000	V
Perfluoro-n-dodecanoic acid	PFDoA	2000	X
Perfluoro-n-tridecanoic acid	PFTrDA	2000	Y
Perfluoro-n-tetradecanoic acid	PFTeDA	2000	Z
Perfluoro-1-octanesulfonamide	FOSA	2000	T
N-methylperfluoro-1-octanesulfonamidoacetic acid	N-MeFOSAA	2000	S
N-ethylperfluoro-1-octanesulfonamidoacetic acid	N-EtFOSAA	2000	U

Compound	Abbreviation	Concentration (ng/ml)		Peak Assignment in Figure 1
		as the salt	as the anion	
Potassium perfluoro-1-butanesulfonate	L-PFBS	2000	1770	C
Sodium perfluoro-1-pentanesulfonate	L-PFPeS	2000	1880	F
Potassium perfluorohexanesulfonate*	PFHxSK: linear isomer	1620	1480	I
	PFHxSK: ∑ branched isomers	378	344	H
Sodium perfluoro-1-heptanesulfonate	L-PFHpS	2000	1900	L
Potassium perfluorooctanesulfonate**	PFOSK: linear isomer	1580	1460	O
	PFOSK: ∑ branched isomers	422	391	N
Sodium perfluoro-1-nonanesulfonate	L-PFNS	2000	1920	R
Sodium perfluoro-1-decanesulfonate	L-PFDS	2000	1930	W
Sodium 1H,1H,2H,2H-perfluoro-1-hexanesulfonate	4:2FTS	2000	1870	D
Sodium 1H,1H,2H,2H-perfluoro-1-octanesulfonate	6:2FTS	2000	1900	J
Sodium 1H,1H,2H,2H-perfluoro-1-decanesulfonate	8:2FTS	2000	1920	P

* See Table B for percent composition of linear and branched PFHxSK isomers.
** See Table C for percent composition of linear and branched PFOSK isomers.

17K3044

Table B: **PFHxSK; Isomeric Components and Percent Composition (by ^{19}F-NMR)***

Isomer	Name	Structure	Percent Composition by ^{19}F-NMR	
1	Potassium perfluoro-1-hexanesulfonate	$CF_3CF_2CF_2CF_2CF_2CF_2SO_3^-K^+$	81.1	81.1
2	Potassium 1-trifluoromethylperfluoropentanesulfonate**	$CF_3CF_2CF_2CF_2CF(CF_3)SO_3^-K^+$	2.9	18.9
3	Potassium 2-trifluoromethylperfluoropentanesulfonate	$CF_3CF_2CF_2CF(CF_3)CF_2SO_3^-K^+$	1.4	
4	Potassium 3-trifluoromethylperfluoropentanesulfonate	$CF_3CF_2CF(CF_3)CF_2CF_2SO_3^-K^+$	5.0	
5	Potassium 4-trifluoromethylperfluoropentanesulfonate	$CF_3CF(CF_3)CF_2CF_2CF_2SO_3^-K^+$	8.9	
6	Potassium 3,3-di(trifluoromethyl)perfluorobutanesulfonate	$CF_3C(CF_3)CF_2CF_2SO_3^-K^+$	0.2	
7	Other Unidentified Isomers		0.5	

* Percent of total perfluorohexanesulfonate isomers only.
** Systematic Name: Potassium perfluorohexane-2-sulfonate.

17K3044

Table C: **PFOSK; Isomeric Components and Percent Composition (by ^{19}F-NMR)***

Isomer	Name	Structure	Percent Composition by ^{19}F-NMR	
1	Potassium perfluoro-1-octanesulfonate	$CF_3CF_2CF_2CF_2CF_2CF_2CF_2CF_2SO_3^-K^+$	78.8	78.8
2	Potassium 1-trifluoromethylperfluoroheptanesulfonate**	$CF_3CF_2CF_2CF_2CF_2CF_2CF(CF_3)SO_3^-K^+$	1.2	21.1
3	Potassium 2-trifluoromethylperfluoroheptanesulfonate	$CF_3CF_2CF_2CF_2CF_2CF(CF_3)CF_2SO_3^-K^+$	0.6	
4	Potassium 3-trifluoromethylperfluoroheptanesulfonate	$CF_3CF_2CF_2CF_2CF(CF_3)CF_2CF_2SO_3^-K^+$	1.9	
5	Potassium 4-trifluoromethylperfluoroheptanesulfonate	$CF_3CF_2CF_2CF(CF_3)CF_2CF_2CF_2SO_3^-K^+$	2.2	
6	Potassium 5-trifluoromethylperfluoroheptanesulfonate	$CF_3CF_2CF(CF_3)CF_2CF_2CF_2CF_2SO_3^-K^+$	4.5	
7	Potassium 6-trifluoromethylperfluoroheptanesulfonate	$CF_3CF(CF_3)CF_2CF_2CF_2CF_2CF_2SO_3^-K^+$	10.0	
8	Potassium 5,5-di(trifluoromethyl)perfluorohexanesulfonate	$CF_3C(CF_3)CF_2CF_2CF_2CF_2SO_3^-K^+$	0.2	
9	Potassium 4,4-di(trifluoromethyl)perfluorohexanesulfonate	$CF_3CF_2C(CF_3)CF_2CF_2CF_2SO_3^-K^+$	0.03	
10	Potassium 4,5-di(trifluoromethyl)perfluorohexanesulfonate	$CF_3CF(CF_3)CF_2CF_2CF_2CF_2SO_3^-K^+$	0.4	
11	Potassium 3,5-di(trifluoromethyl)perfluorohexanesulfonate	$CF_3CF(CF_3)CF_2CF(CF_3)CF_2CF_2SO_3^-K^+$	0.07	

* Percent of total perfluorooctanesulfonate isomers only.
** Systematic Name: Potassium perfluorooctane-2-sulfonate.

Certified By: _____ **Date:** 09/19/2017 (mm/dd/yyyy)
B.G. Chittim, General Manager

17K3044

Figure 1: **PFAC-24PAR; LC/MS Data (Total Ion Current Chromatogram; SIR)**

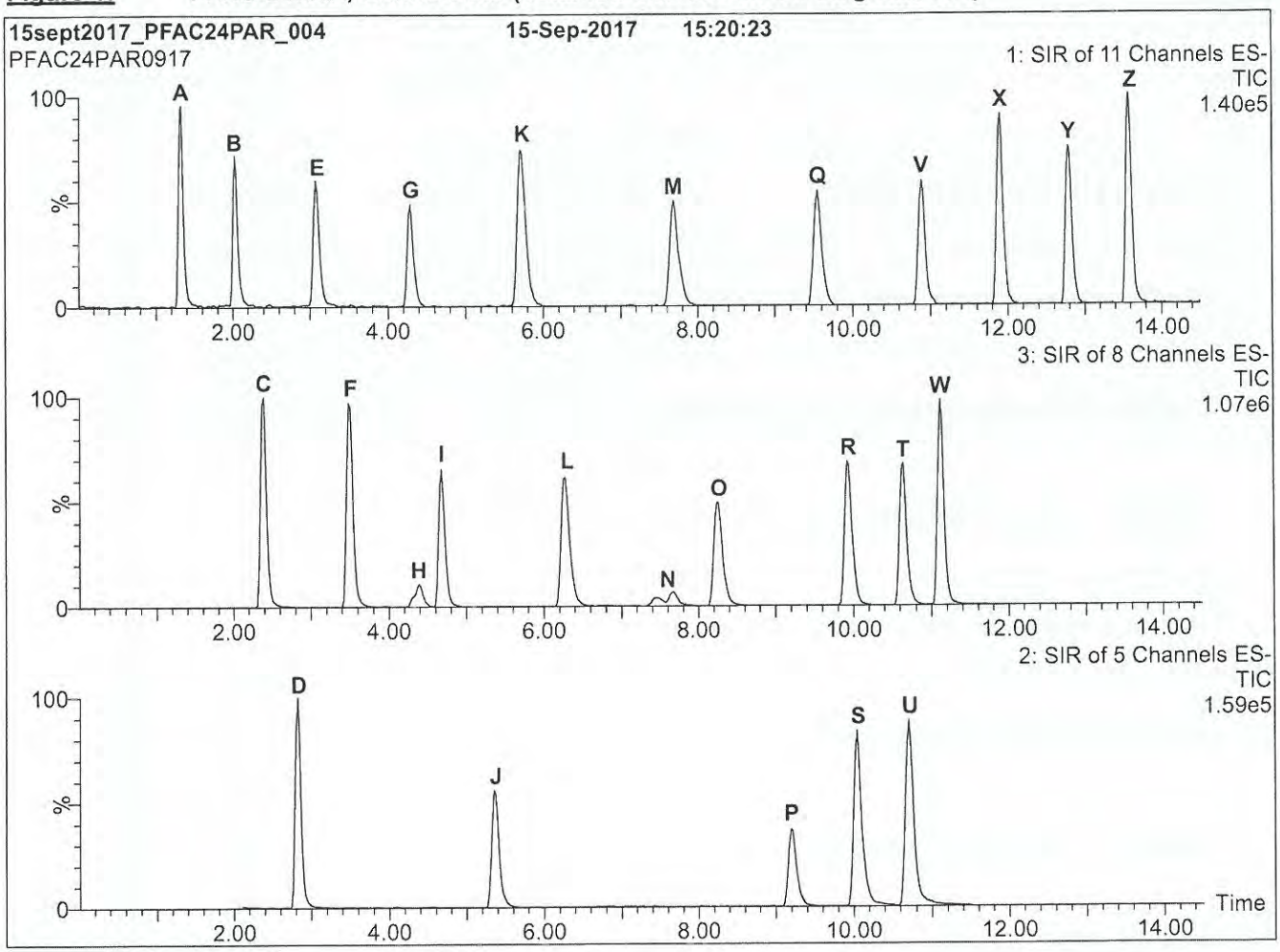

Conditions for Figure 1:

LC: **Waters Acquity Ultra Performance LC**
MS: **Micromass Quattro *micro* API MS**

Chromatographic Conditions

Column: Acquity UPLC BEH Shield RP_{18}
1.7 µm, 2.1 x 100 mm

Mobile phase: Gradient
Start: 40% (80:20 MeOH:ACN) / 60% H_2O
(both with 10 mM NH_4OAc buffer)
Ramp to 55% organic over 3.5 min.
Ramp to 70% organic over 6.5 min.
Ramp to 85% organic over 5 min and hold for
1 min before returning to initial conditions in 0.5 min.
Time: 17 min

Flow: 300 µl/min

MS Parameters

Experiment: SIR

Source: Electrospray (negative)
Capillary Voltage (kV) = 3.00
Cone Voltage (V) = variable (10-70)
Cone Gas Flow (l/hr) = 50
Desolvation Gas Flow (l/hr) = 750

17K3044

Figure 2: PFAC-24PAR; LC/MS/MS Data (Selected MRM Transitions)

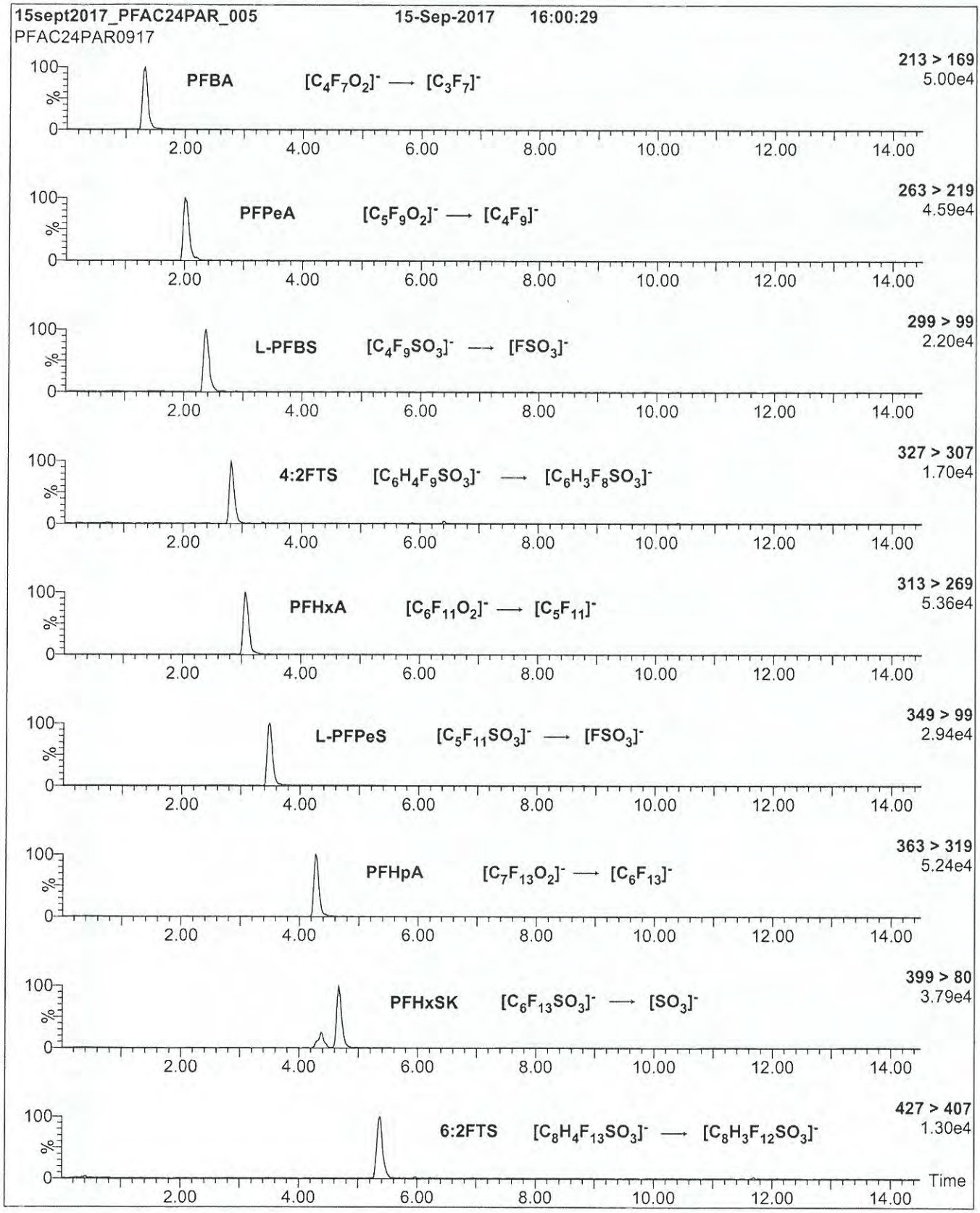

17K3044

Figure 2: PFAC-24PAR; LC/MS/MS Data (Selected MRM Transitions)



17K3044

Figure 2: **PFAC-24PAR; LC/MS/MS Data (Selected MRM Transitions)**

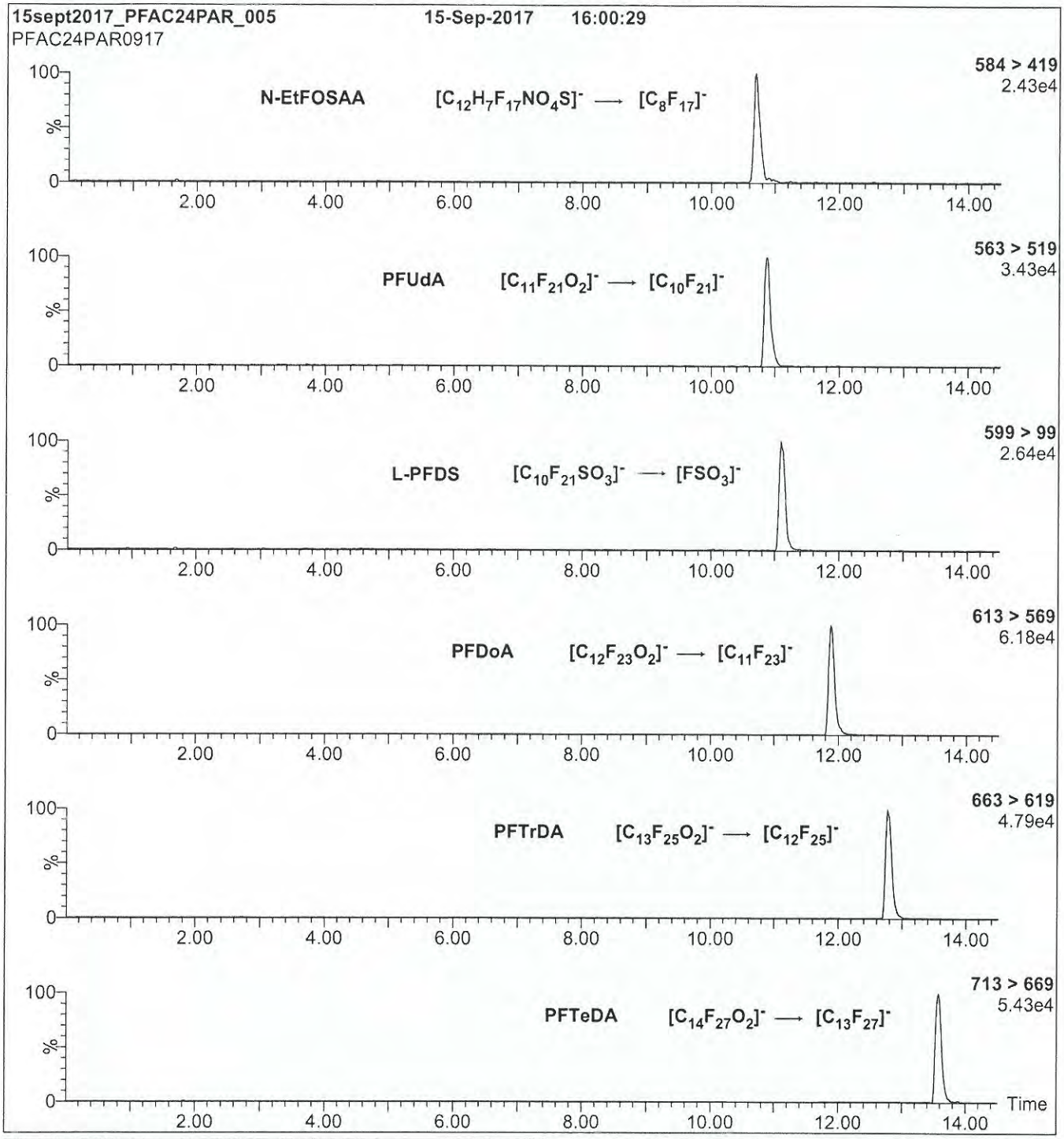

Conditions for Figure 2:

Injection: On-column (PFAC-24PAR)

Mobile phase: Same as Figure 1

Flow: 300 µl/min

MS Parameters

Collision Gas (mbar) = 3.31e-3

Collision Energy (eV) = 8-50 (variable)

Analytical Standard Record

Vista Analytical Laboratory

17L1416

Parent Standards used in this standard:

Standard	Description	Prepared	Prepared By	Expires	(mls)
17L1414	EPA-537SS (IS)	14-Dec-17	** Vendor **	14-Dec-18	1.2

Description:	537 SS (IS)	Expires:	14-Dec-18
Standard Type:	Reagent	Prepared:	14-Dec-17
Solvent:	MeOH	Prepared By:	Kyle Byrd-Fisher
Final Volume (mls):	2.4	Department:	LCMS
Vials:	1	Last Edit:	14-Dec-17 11:05 by KBF

Analyte	CAS Number	Concentration	Units
d5-EtFOSAA		2	ug/mL
13C2-PFHxA		0.5	ug/mL
13C2-PFDA		0.5	ug/mL

17L1414

WELLINGTON LABORATORIES

CERTIFICATE OF ANALYSIS
DOCUMENTATION

EPA-537SS

Surrogate Primary Dilution Standard

PRODUCT CODE:	EPA-537SS
LOT NUMBER:	537SS1117
SOLVENT(S):	Methanol / Water (<1%)
DATE PREPARED: (mm/dd/yyyy)	11/06/2017
LAST TESTED: (mm/dd/yyyy)	11/08/2017
EXPIRY DATE: (mm/dd/yyyy)	11/08/2022
RECOMMENDED STORAGE:	Refrigerate ampoule

DESCRIPTION:

EPA-537SS is a solution/mixture of two mass-labelled (^{13}C) perfluoroalkylcarboxylic acids and a mass-labelled (^{2}H) perfluorooctanesulfonamidoacetic acid. The components and their concentrations are given in Table A.

The mass-labelled perfluoroalkylcarboxylic acids both have chemical purities of >98% and isotopic purities of ≥99%. The mass-labelled perfluorooctanesulfonamidoacetic acid has a chemical purity of >98% and an isotopic purity of ≥98%.

DOCUMENTATION/ DATA ATTACHED:

Table A: Components and Concentrations of the Solution/Mixture
Figure 1: LC/MS Data (TIC)
Figure 2: LC/MS/MS Data (Selected MRM Transitions)

ADDITIONAL INFORMATION:

- See page 2 for further details.
- Contains 4 mole eq. of NaOH to prevent conversion of the carboxylic acids to their respective methyl esters.

FOR LABORATORY USE ONLY: NOT FOR HUMAN OR DRUG USE

Wellington Laboratories Inc., 345 Southgate Dr. Guelph ON N1G 3M5 CANADA
519-822-2436 • Fax: 519-822-2849 • info@well-labs.com

17L1414

INTENDED USE:

The products prepared by Wellington Laboratories Inc. are for laboratory use only. This certified reference material (CRM) was designed to be used as a standard for the identification and/or quantification of the specific chemical compounds it contains.

HAZARDS:

This product should only be used by qualified personnel familiar with its potential hazards and trained in the handling of hazardous chemicals. Due care should be exercised to prevent unnecessary human contact or ingestion. All procedures should be carried out in a well-functioning fume hood and suitable gloves, eye protection, and clothing should be worn at all times. Waste should be disposed of according to national and regional regulations. Safety Data Sheets (SDSs) are available upon request.

SYNTHESIS / CHARACTERIZATION:

Where possible, all of our products are synthesized using single-product unambiguous routes. They are then characterized, and their structures and purities confirmed, using a combination of the most relevant techniques, such as NMR, GC/MS, LC/MS/MS, SFC/UV/MS/MS, x-ray crystallography, and melting point. Isotopic purities of mass-labelled compounds are also confirmed using HRGC/HRMS and/or LC/MS/MS.

HOMOGENEITY:

Prior to solution preparation, crystalline material is tested for homogeneity using a variety of techniques (as stated above) and its solubility in a given diluent is taken into consideration. Duplicate solutions of a new product are prepared from the same crystalline lot and, after the addition of an appropriate internal standard, they are compared by GC/MS, LC/MS/MS and/or SFC/UV/MS/MS. The relative response factors of the analyte of interest in each solution are required to be <5% RSD. New solution lots of existing products, as well as mixtures and calibration solutions, are compared to older lots in a similar manner, which further confirms the homogeneity of the crystalline material as well as the stability and homogeneity of the solutions in the storage containers. In order to maintain the integrity of the assigned value(s), and associated uncertainty, the dilution or injection of a subsample of this product should be performed using calibrated measuring equipment.

UNCERTAINTY:

The maximum combined relative standard uncertainty of our reference standard solutions is calculated using the following equation:

The combined relative standard uncertainty, $u_c(y)$, of a value y and the uncertainty of the independent parameters x_1, x_2,...x_n on which it depends is:

$$u_c(y(x_1, x_2, \ldots x_n)) = \sqrt{\sum_{i=1}^{n} u(y, x_i)^2}$$

where x is expressed as a relative standard uncertainty of the individual parameter.

The individual uncertainties taken into account include those associated with weights (calibration of the balance) and volumes (calibration of the volumetric glassware). An expanded maximum combined percent relative uncertainty of ±5% (calculated with a coverage factor of 2 and a level of confidence of 95%) is stated on the Certificate of Analysis for all of our products.

TRACEABILITY:

All reference standard solutions are traceable to specific crystalline lots. The microbalances used for solution preparation are regularly tested by an external ISO/IEC 17025 accredited calibration company. In addition, their calibration is verified prior to each weighing using calibrated NIST and/or NRC traceable external weights. All volumetric glassware used is calibrated, of Class A tolerance, and has been tested according to the appropriate ASTM procedures, which are ultimately traceable to NIST. For certain products, traceability to international interlaboratory studies has also been established.

EXPIRY DATE / PERIOD OF VALIDITY:

Ongoing stability studies of this product have demonstrated stability in its composition and concentration, until the specified expiry date, in the unopened ampoule. Monitoring for any degradation or change in concentration of the listed analyte(s) is performed on a routine basis.

LIMITED WARRANTY:

At the time of shipment, all products are warranted to be free of defects in material and workmanship and to conform to the stated technical and purity specifications.

QUALITY MANAGEMENT:

This product was produced using a Quality Management System registered to the latest versions of ISO 9001 by SAI Global, ISO/IEC 17025 by the Canadian Association for Laboratory Accreditation Inc. (CALA; A 1226), and ISO GUIDE 34 by ANSI-ASQ National Accreditation Board (ANAB; AR-1523).

CALA

ANAB ACCREDITED

For additional information or assistance concerning this or any other products from Wellington Laboratories Inc., please visit our website at www.well-labs.com or contact us directly at info@well-labs.com

171414

Table A: **EPA-537SS; Components and Concentrations (ng/ml; ± 5% in Methanol / Water (<1%))**

Compound	Abbreviation	Concentration (ng/ml)	Peak Assignment in Figure 1
Perfluoro-n-[1,2-$^{13}C_2$]hexanoic acid	MPFHxA	1000	A
Perfluoro-n-[1,2-$^{13}C_2$]decanoic acid	MPFDA	1000	B
N-ethyl-d_5-perfluoro-1-octanesulfonamidoacetic acid	d5-N-EtFOSAA	4000	C

Certified By: _____ **Date:** 11/13/2017
(mm/dd/yyyy)
B.G. Chittim, General Manager

171414

Figure 1: **EPA-537SS; LC/MS Data (Total Ion Current Chromatogram)**

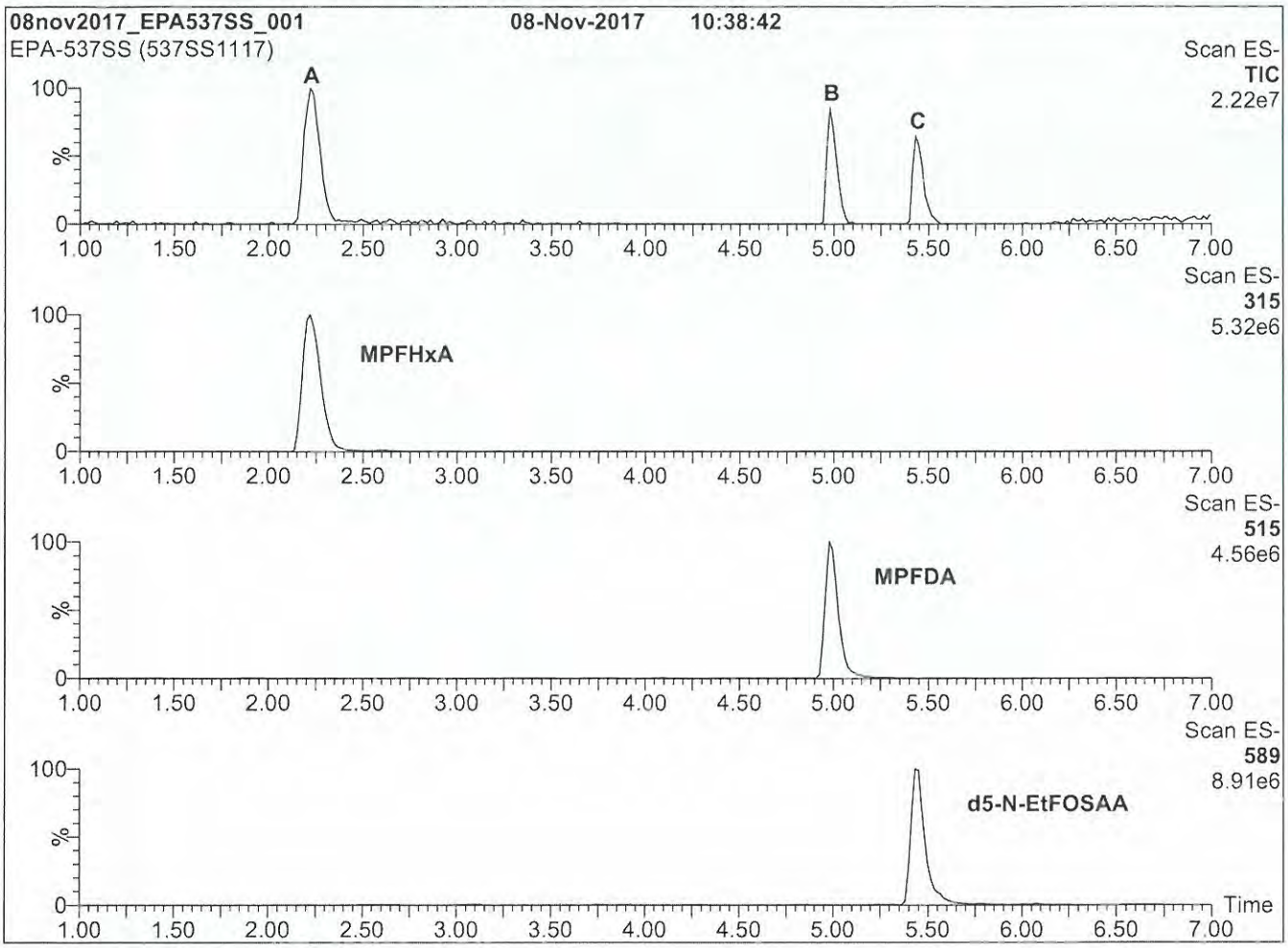

Conditions for Figure 1:

LC: **Waters Acquity Ultra Performance LC**
MS: **Micromass Quattro *micro* API MS**

Chromatographic Conditions

Column: Acquity UPLC BEH Shield RP_{18}
1.7 µm, 2.1 x 100 mm

Mobile phase: Gradient
Start: 45% (80:20 MeOH:ACN) / 55% H_2O
(both with 10 mM NH_4OAc buffer)
Ramp to 90% organic over 7 min
and hold for 2 min before returning
to initial conditions in 0.5 min.
Time: 10 min

Flow: 300 µl/min

MS Parameters

Experiment: Full Scan (225 - 850 amu)

Source: Electrospray (negative)
Capillary Voltage (kV) = 3.00
Cone Voltage (V) = 25.00
Cone Gas Flow (l/hr) = 100
Desolvation Gas Flow (l/hr) = 750

17L1414

Figure 2: **EPA-537SS; LC/MS/MS Data (Selected MRM Transitions)**

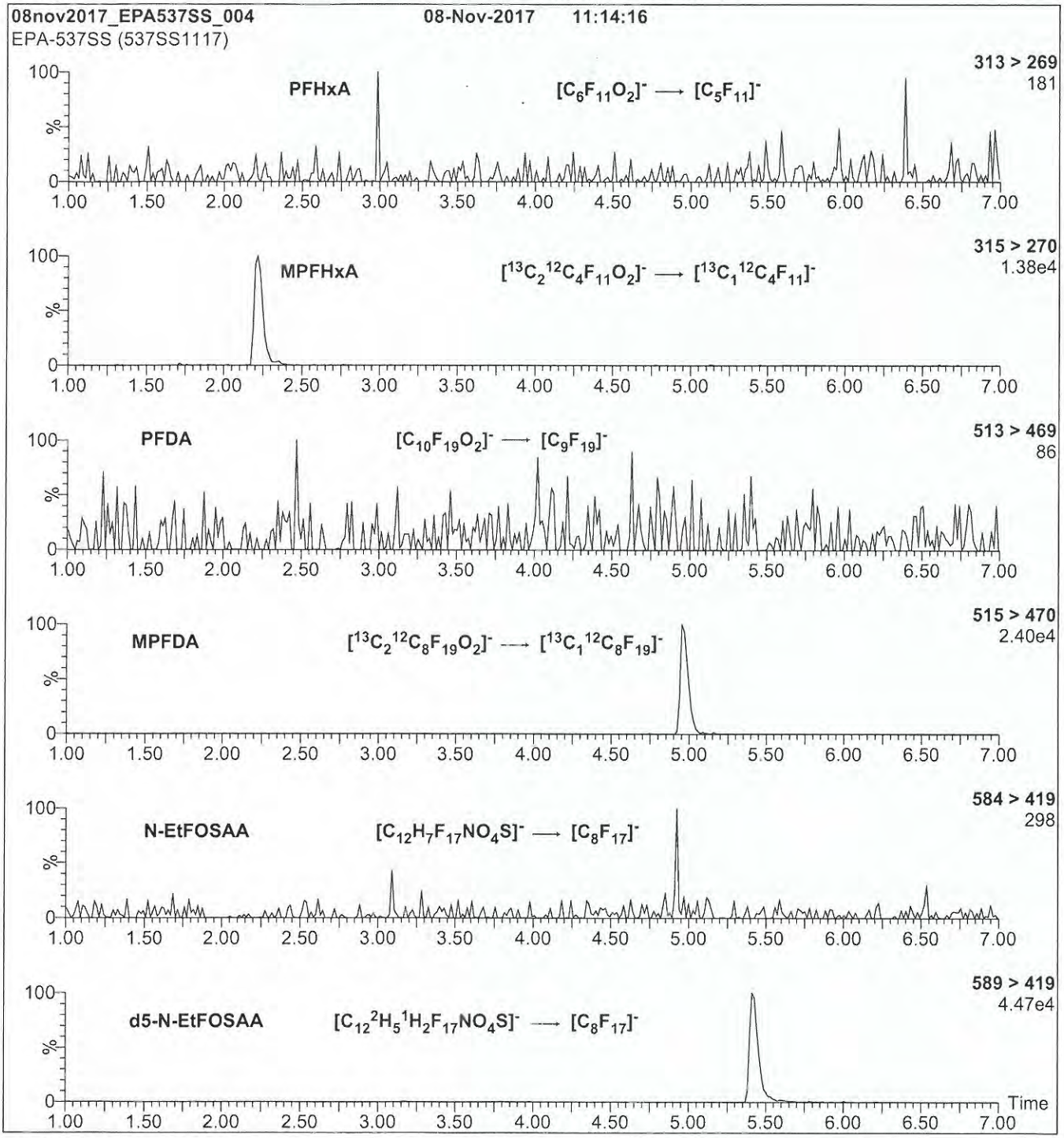

Conditions for Figure 2:

Injection: On-column (EPA-537SS)

Mobile phase: Same as Figure 1

Flow: 300 µl/min

MS Parameters

Collision Gas (mbar) = 3.50e-3

Collision Energy (eV) = 9-40 (variable)

Analytical Standard Record

Vista Analytical Laboratory

17L1417

Parent Standards used in this standard:

Standard	Description	Prepared	Prepared By	Expires	(mls)
17L1415	EPA-537IS (RS)	14-Dec-17	** Vendor **	14-Dec-18	1.2

Description:	537 IS(RS)	Expires:	14-Dec-18
Standard Type:	Reagent	Prepared:	14-Dec-17
Solvent:	MeOH	Prepared By:	Kyle Byrd-Fisher
Final Volume (mls):	2.4	Department:	LCMS
Vials:	1	Last Edit:	14-Dec-17 11:06 by KBF

Analyte	CAS Number	Concentration	Units
d3-MeFOSAA		2	ug/mL
13C4-PFOS		1.44	ug/mL
13C2-PFOA		0.5	ug/mL

17L1415

WELLINGTON LABORATORIES

CERTIFICATE OF ANALYSIS
DOCUMENTATION

EPA-537IS

Internal Standard
Primary Dilution Standard

PRODUCT CODE:	EPA-537IS
LOT NUMBER:	537IS0217
SOLVENT(S):	Methanol / Water (<1%)
DATE PREPARED: (mm/dd/yyyy)	02/28/2017
LAST TESTED: (mm/dd/yyyy)	03/01/2017
EXPIRY DATE: (mm/dd/yyyy)	03/01/2022
RECOMMENDED STORAGE:	Refrigerate ampoule

DESCRIPTION:

EPA-537IS is a solution/mixture of a mass-labelled (^{13}C) perfluoroalkylcarboxylic acid, a mass-labelled (^{13}C) perfluoroalkylsulfonate, and a mass-labelled (^{2}H) perfluorooctanesulfonamidoacetic acid. The components and their concentrations are given in Table A.

The mass-labelled perfluoroalkylcarboxylic acid and the mass-labelled perfluoroalkylsulfonate both have chemical purities of >98% and isotopic purities of ≥99%. The mass-labelled perfluorooctanesulfonamidoacetic acid has a chemical purity of >98% and an isotopic purity of ≥98%.

DOCUMENTATION/ DATA ATTACHED:

Table A: Components and Concentrations of the Solution/Mixture
Figure 1: LC/MS Data (TIC)
Figure 2: LC/MS/MS Data (Selected MRM Transitions)

ADDITIONAL INFORMATION:

- See page 2 for further details.
- Contains 4 mole eq. of NaOH to prevent conversion of the carboxylic acid to the methyl ester.

FOR LABORATORY USE ONLY: NOT FOR HUMAN OR DRUG USE

Wellington Laboratories Inc., 345 Southgate Dr. Guelph ON N1G 3M5 CANADA
519-822-2436 • Fax: 519-822-2849 • info@well-labs.com

17L1415

INTENDED USE:

The products prepared by Wellington Laboratories Inc. are for laboratory use only. This certified reference material (CRM) was designed to be used as a standard for the identification and/or quantification of the specific chemical compounds it contains.

HAZARDS:

This product should only be used by qualified personnel familiar with its potential hazards and trained in the handling of hazardous chemicals. Due care should be exercised to prevent unnecessary human contact or ingestion. All procedures should be carried out in a well-functioning fume hood and suitable gloves, eye protection, and clothing should be worn at all times. Waste should be disposed of according to national and regional regulations. Safety Data Sheets (SDSs) are available upon request.

SYNTHESIS / CHARACTERIZATION:

Where possible, all of our products are synthesized using single-product unambiguous routes. They are then characterized, and their structures and purities confirmed, using a combination of the most relevant techniques, such as NMR, GC/MS, LC/MS/MS, SFC/UV/MS/MS, x-ray crystallography, and melting point. Isotopic purities of mass-labelled compounds are also confirmed using HRGC/HRMS and/or LC/MS/MS.

HOMOGENEITY:

Prior to solution preparation, crystalline material is tested for homogeneity using a variety of techniques (as stated above) and its solubility in a given diluent is taken into consideration. Duplicate solutions of a new product are prepared from the same crystalline lot and, after the addition of an appropriate internal standard, they are compared by GC/MS, LC/MS/MS and/or SFC/UV/MS/MS. The relative response factors of the analyte of interest in each solution are required to be <5% RSD. New solution lots of existing products, as well as mixtures and calibration solutions, are compared to older lots in a similar manner, which further confirms the homogeneity of the crystalline material as well as the stability and homogeneity of the solutions in the storage containers. In order to maintain the integrity of the assigned value(s), and associated uncertainty, the dilution or injection of a subsample of this product should be performed using calibrated measuring equipment.

UNCERTAINTY:

The maximum combined relative standard uncertainty of our reference standard solutions is calculated using the following equation:

The combined relative standard uncertainty, $u_c(y)$, of a value y and the uncertainty of the independent parameters $x_1, x_2, \ldots x_n$ on which it depends is:

$$u_c(y(x_1, x_2, \ldots x_n)) = \sqrt{\sum_{i=1}^{n} u(y, x_i)^2}$$

where x is expressed as a relative standard uncertainty of the individual parameter.

The individual uncertainties taken into account include those associated with weights (calibration of the balance) and volumes (calibration of the volumetric glassware). An expanded maximum combined percent relative uncertainty of ±5% (calculated with a coverage factor of 2 and a level of confidence of 95%) is stated on the Certificate of Analysis for all of our products.

TRACEABILITY:

All reference standard solutions are traceable to specific crystalline lots. The microbalances used for solution preparation are regularly tested by an external ISO/IEC 17025 accredited calibration company. In addition, their calibration is verified prior to each weighing using calibrated NIST and/or NRC traceable external weights. All volumetric glassware used is calibrated, of Class A tolerance, and has been tested according to the appropriate ASTM procedures, which are ultimately traceable to NIST. For certain products, traceability to international interlaboratory studies has also been established.

EXPIRY DATE / PERIOD OF VALIDITY:

Ongoing stability studies of this product have demonstrated stability in its composition and concentration, until the specified expiry date, in the unopened ampoule. Monitoring for any degradation or change in concentration of the listed analyte(s) is performed on a routine basis.

LIMITED WARRANTY:

At the time of shipment, all products are warranted to be free of defects in material and workmanship and to conform to the stated technical and purity specifications.

QUALITY MANAGEMENT:

This product was produced using a Quality Management System registered to the latest versions of ISO 9001 by SAI Global, ISO/IEC 17025 by the Canadian Association for Laboratory Accreditation Inc. (CALA; A 1226), and ISO GUIDE 34 by ANSI-ASQ National Accreditation Board (ANAB; AR-1523).

CALA

ANAB ACCREDITED

For additional information or assistance concerning this or any other products from Wellington Laboratories Inc., please visit our website at www.well-labs.com or contact us directly at info@well-labs.com

1711415

Table A: **EPA-537IS; Components and Concentrations (ng/ml; ± 5% in Methanol / Water (<1%))**

Compound	Abbreviation	Concentration (ng/ml)		Peak Assignment in Figure 1
Perfluoro-n-[1,2-$^{13}C_2$]octanoic acid	M2PFOA	1000		A
N-methyl-d_3-perfluoro-1-octanesulfonamidoacetic acid	d3-N-MeFOSAA	4000		C
Compound	**Abbreviation**	**Concentration (ng/ml)**		**Peak Assignment in Figure 1**
		as the salt	**as the anion**	
Sodium perfluoro-1-[1,2,3,4-$^{13}C_4$]octanesulfonate	MPFOS	3000	2870	B

Certified By: _____ **Date:** 03/17/2017
(mm/dd/yyyy)
B.G. Chittim, General Manager

17L1415

Figure 1: **EPA-537IS; LC/MS Data (Total Ion Current Chromatogram)**

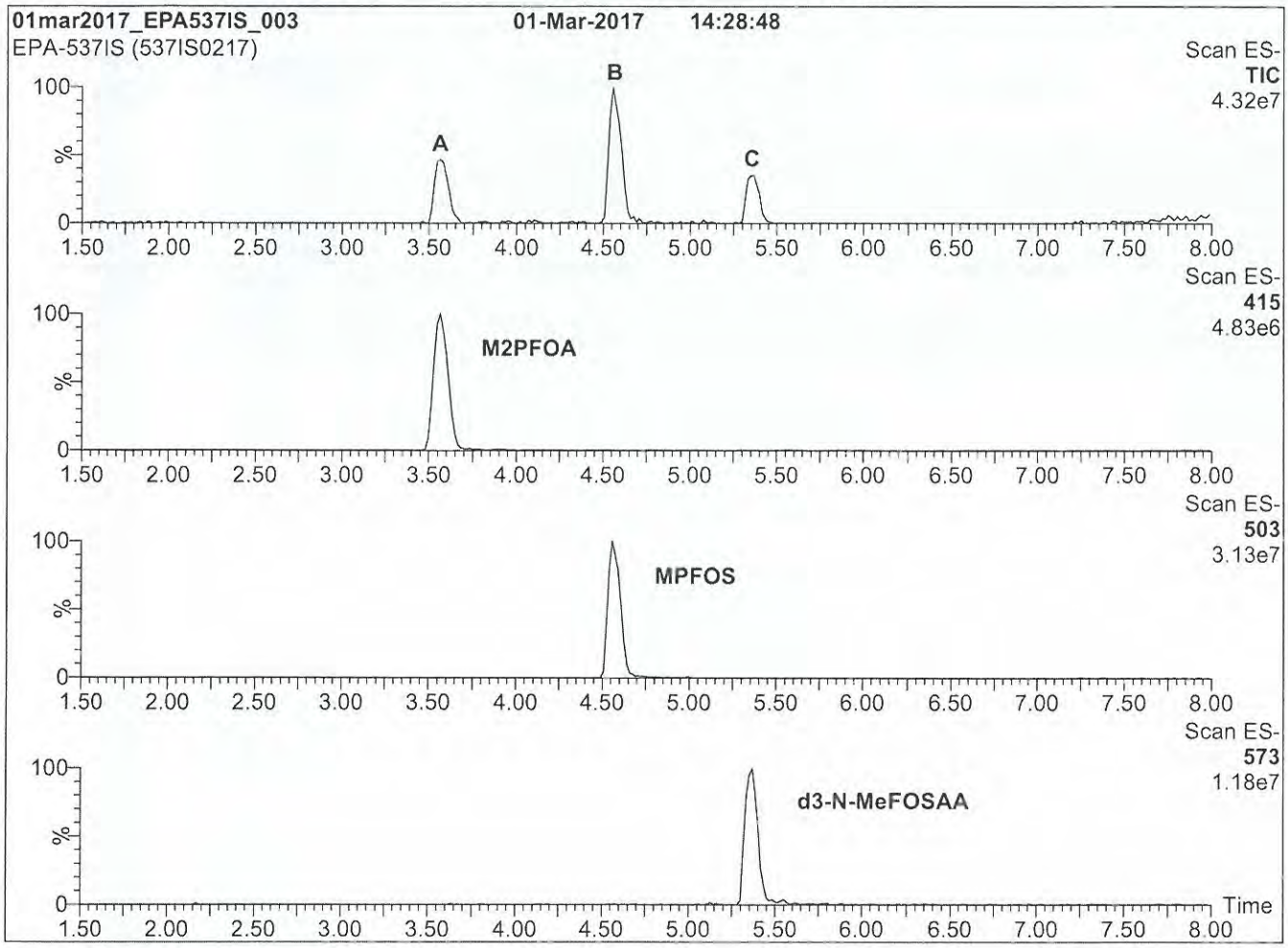

Conditions for Figure 1:

LC: Waters Acquity Ultra Performance LC
MS: Micromass Quattro *micro* API MS

Chromatographic Conditions

Column: Acquity UPLC BEH Shield RP_{18}
1.7 µm, 2.1 x 100 mm

Mobile phase: Gradient
Start: 50% (80:20 MeOH:ACN) / 50% H_2O
(both with 10 mM NH_4OAc buffer)
Ramp to 90% organic over 8 min
and hold for 1 min before returning
to initial conditions in 0.5 min.
Time: 10 min

Flow: 300 µl/min

MS Parameters

Experiment: Full Scan (150 - 850 amu)

Source: Electrospray (negative)
Capillary Voltage (kV) = 3.00
Cone Voltage (V) = 25.00
Cone Gas Flow (l/hr) = 50
Desolvation Gas Flow (l/hr) = 750

17L1415

Figure 2: **EPA-537IS; LC/MS/MS Data (Selected MRM Transitions)**

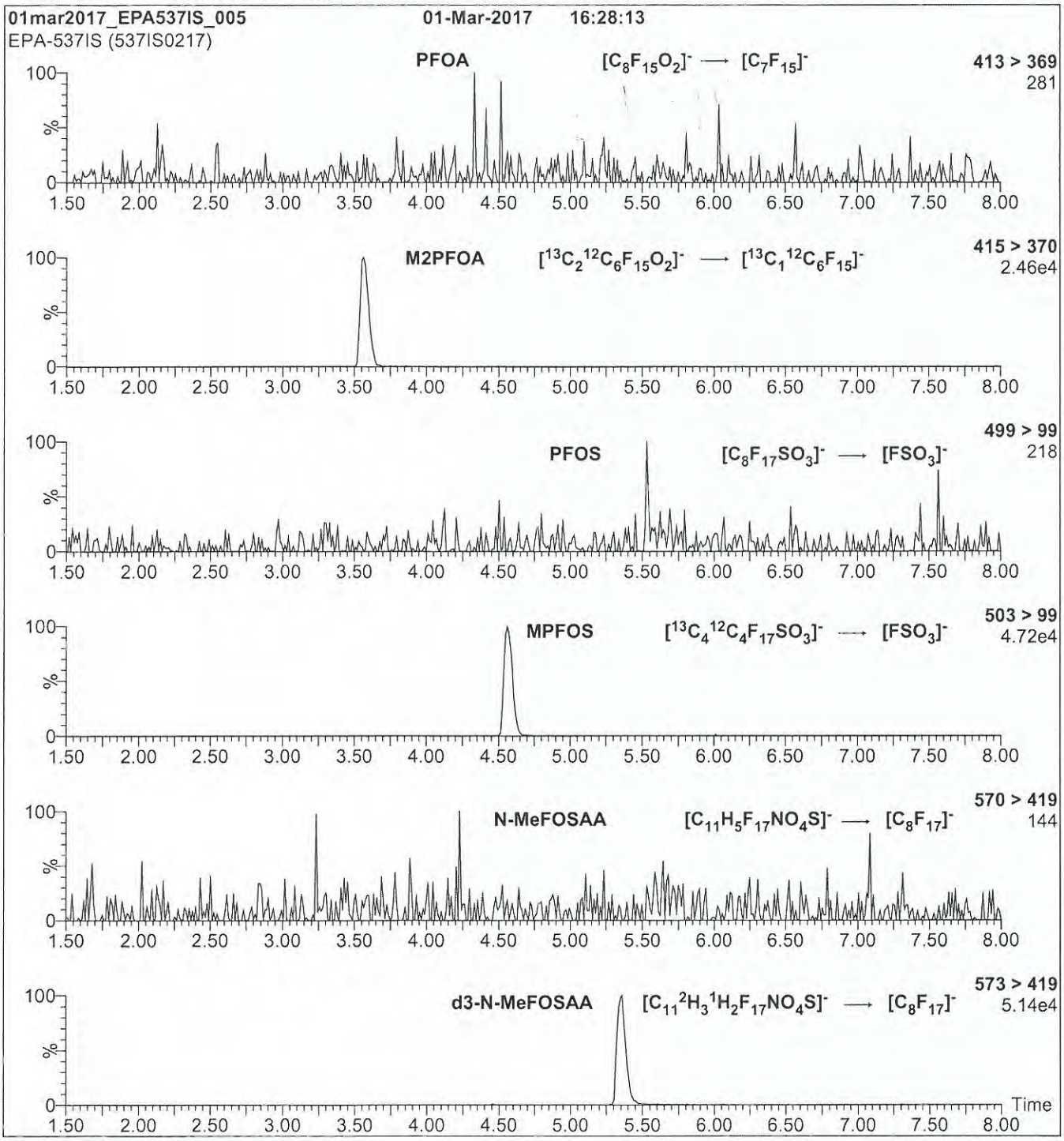

Conditions for Figure 2:

Injection: On-column (EPA-537IS)

Mobile phase: Same as Figure 1

Flow: 300 µl/min

MS Parameters

Collision Gas (mbar) = 3.24e-3

Collision Energy (eV) = 11-40 (variable)

"FT-TW507-1924","Modified EPA Method 537","Initial","1800153-01","Vista","375-73-5","PFBS","13.4","ng/L","","0.938","LOD","","TRG","","","4.19","LOQ","YES","-99","","0.239","0.001","2.62",""
"FT-TW507-1924","Modified EPA Method 537","Initial","1800153-01","Vista","307-24-4","PFHxA","232","ng/L","","1.14","LOD","","TRG","","","4.19","LOQ","YES","-99","","0.239","0.001","2.62",""
"FT-TW507-1924","Modified EPA Method 537","Initial","1800153-01","Vista","375-85-9","PFHpA","257","ng/L","","0.310","LOD","","TRG","","","4.19","LOQ","YES","-99","","0.239","0.001","2.62",""
"FT-TW507-1924","Modified EPA Method 537","Initial","1800153-01","Vista","355-46-4","PFHxS","794","ng/L","","0.496","LOD","","TRG","","","4.19","LOQ","YES","-99","","0.239","0.001","2.62",""
"FT-TW507-1924","Modified EPA Method 537","Initial","1800153-01","Vista","335-67-1","PFOA","649","ng/L","","0.341","LOD","","TRG","","","4.19","LOQ","YES","-99","","0.239","0.001","2.62",""
"FT-TW507-1924","Modified EPA Method 537","Initial","1800153-01","Vista","1763-23-1","PFOS","41.6","ng/L","","0.423","LOD","","TRG","","","4.19","LOQ","YES","-99","","0.239","0.001","2.62",""
"FT-TW507-1924","Modified EPA Method 537","Initial","1800153-01","Vista","375-95-1","PFNA","432","ng/L","","0.424","LOD","","TRG","","","4.19","LOQ","YES","-99","","0.239","0.001","2.62",""
"FT-TW507-1924","Modified EPA Method 537","Initial","1800153-01","Vista","335-76-2","PFDA","2.62","ng/L","U","0.781","LOD","","TRG","","","4.19","LOQ","YES","-99","","0.239","0.001","2.62",""
"FT-TW507-1924","Modified EPA Method 537","Initial","1800153-01","Vista","2355-31-9","MeFOSAA","2.62","ng/L","U","0.864","LOD","","TRG","","","4.19","LOQ","YES","-99","","0.239","0.001","2.62","",""
"FT-TW507-1924","Modified EPA Method 537","Initial","1800153-01","Vista","2058-94-8","PFUnA","2.62","ng/L","U","0.550","LOD","","TRG","","","4.19","LOQ","YES","-99","","0.239","0.001","2.62",""
"FT-TW507-1924","Modified EPA Method 537","Initial","1800153-01","Vista","2991-50-6","EtFOSAA","2.62","ng/L","U","0.718","LOD","","TRG","","","4.19","LOQ","YES","-99","","0.239","0.001","2.62","",""
"FT-TW507-1924","Modified EPA Method 537","Initial","1800153-01","Vista","307-55-1","PFDoA","2.62","ng/L","U","0.415","LOD","","TRG","","","4.19","LOQ","YES","-99","","0.239","0.001","2.62",""
"FT-TW507-1924","Modified EPA Method 537","Initial","1800153-01","Vista","72629-94-8","PFTrDA","2.62","ng/L","U","0.259","LOD","","TRG","","","4.19","LOQ","YES","-99","","0.239","0.001","2.62",""
"FT-TW507-1924","Modified EPA Method 537","Initial","1800153-01","Vista","376-06-7","PFTeDA","2.62","ng/L","U","0.396","LOD","","TRG","","","4.19","LOQ","YES","-99","","0.239","0.001","2.62",""
"FT-TW507-1924","Modified EPA Method 537","Initial","1800153-01","Vista","13C3-PFBS","13C3-PFBS","101","%R","","-99","NA","","IS","101","","-99","NA","YES","100","","0.239","0.001","-99",""
"FT-TW507-1924","Modified EPA Method 537","Initial","1800153-01","Vista","13C2-PFHxA","13C2-PFHxA","92.1","%R","","-99","NA","","IS","92.1","","-99","NA","YES","100","","0.239","0.001","-99",""
"FT-TW507-1924","Modified EPA Method 537","Initial","1800153-01","Vista","13C4-PFHpA","13C4-PFHpA","98.2","%R","","-99","NA","","IS","98.2","","-99","NA","YES","100","","0.239","0.001","-99",""
"FT-TW507-1924","Modified EPA Method 537","Initial","1800153-01","Vista","18O2-PFHxS","18O2-PFHxS","106","%R","","-99","NA","","IS","106","","-99","NA","YES","100","","0.239","0.001","-99",""
"FT-TW507-1924","Modified EPA Method 537","Initial","1800153-01","Vista","13C2-PFOA","13C2-PFOA","95.1","%R","","-99","NA","","IS","95.1","","-99","NA","YES","100","","0.239","0.001","-99",""
"FT-TW507-1924","Modified EPA Method 537","Initial","1800153-01","Vista","13C8-PFOS","13C8-PFOS","83.4","%R","","-99","NA","","IS","83.4","","-99","NA","YES","100","","0.239","0.001","-99",""
"FT-TW507-1924","Modified EPA Method 537","Initial","1800153-01","Vista","13C5-PFNA","13C5-PFNA","72.4","%R","","-99","NA","","IS","72.4","","-99","NA","YES","100","","0.239","0.001","-99",""
"FT-TW507-1924","Modified EPA Method 537","Initial","1800153-01","Vista","13C2-PFDA","13C2-PFDA","75.6","%R","","-99","NA","","IS","75.6","","-99","NA","YES","100","","0.239","0.001","-99",""
"FT-TW507-1924","Modified EPA Method 537","Initial","1800153-01","Vista","d3-MeFOSAA","d3-MeFOSAA","77.1","%R","","-99","NA","","IS","77.1","","-99","NA","YES","100","","0.239","0.001","-99",""
"FT-TW507-1924","Modified EPA Method 537","Initial","1800153-01","Vista","13C2-PFUnA","13C2-PFUnA","76.9","%R","","-99","NA","","IS","76.9","","-99","NA","YES","100","","0.239","0.001","-99",""
"FT-TW507-1924","Modified EPA Method 537","Initial","1800153-01","Vista","d5-EtFOSAA","d5-

EtFOSAA","78.4","%R","","-99","NA","","IS","78.4","","-99","NA","YES","100","","0.239","0.001","-99",""
"FT-TW507-1924","Modified EPA Method 537","Initial","1800153-01","Vista","13C2-PFDoA","13C2-
PFDoA","67.1","%R","","-99","NA","","IS","67.1","","-99","NA","YES","100","","0.239","0.001","-99",""
"FT-TW507-1924","Modified EPA Method 537","Initial","1800153-01","Vista","13C2-PFTeDA","13C2-
PFTeDA","45.9","%R","H","-99","NA","","IS","45.9","","-99","NA","YES","100","","0.239","0.001","-99",""
"FT-TW510-1520","Modified EPA Method 537","Initial","1800153-02","Vista","375-73-
5","PFBS","12.0","ng/L","","0.911","LOD","","TRG","","","4.07","LOQ","YES","-99","","0.245","0.001","2.55",""
"FT-TW510-1520","Modified EPA Method 537","Initial","1800153-02","Vista","307-24-
4","PFHxA","456","ng/L","","1.11","LOD","","TRG","","","4.07","LOQ","YES","-99","","0.245","0.001","2.55",""
"FT-TW510-1520","Modified EPA Method 537","Initial","1800153-02","Vista","375-85-
9","PFHpA","332","ng/L","","0.301","LOD","","TRG","","","4.07","LOQ","YES","-99","","0.245","0.001","2.55",""
"FT-TW510-1520","Modified EPA Method 537","Dilution","1800153-02","Vista","355-46-
4","PFHxS","4170","ng/L","D","2.41","LOD","","TRG","","","20.4","LOQ","YES","-99","","0.245","0.001","12.8",""
"FT-TW510-1520","Modified EPA Method 537","Dilution","1800153-02","Vista","335-67-
1","PFOA","2200","ng/L","D","1.66","LOD","","TRG","","","20.4","LOQ","YES","-99","","0.245","0.001","12.8",""
"FT-TW510-1520","Modified EPA Method 537","Initial","1800153-02","Vista","1763-23-
1","PFOS","962","ng/L","","0.411","LOD","","TRG","","","4.07","LOQ","YES","-99","","0.245","0.001","2.55",""
"FT-TW510-1520","Modified EPA Method 537","Initial","1800153-02","Vista","375-95-
1","PFNA","2.55","ng/L","U","0.412","LOD","","TRG","","","4.07","LOQ","YES","-99","","0.245","0.001","2.55",""
"FT-TW510-1520","Modified EPA Method 537","Initial","1800153-02","Vista","335-76-
2","PFDA","70.6","ng/L","","0.759","LOD","","TRG","","","4.07","LOQ","YES","-99","","0.245","0.001","2.55",""
"FT-TW510-1520","Modified EPA Method 537","Initial","1800153-02","Vista","2355-31-
9","MeFOSAA","2.55","ng/L","U","0.840","LOD","","TRG","","","4.07","LOQ","YES","-99","","0.245","0.001","2.55
",""
"FT-TW510-1520","Modified EPA Method 537","Initial","1800153-02","Vista","2058-94-
8","PFUnA","28.8","ng/L","","0.535","LOD","","TRG","","","4.07","LOQ","YES","-99","","0.245","0.001","2.55",""
"FT-TW510-1520","Modified EPA Method 537","Initial","1800153-02","Vista","2991-50-
6","EtFOSAA","2.55","ng/L","U","0.698","LOD","","TRG","","","4.07","LOQ","YES","-99","","0.245","0.001","2.55"
,""
"FT-TW510-1520","Modified EPA Method 537","Initial","1800153-02","Vista","307-55-
1","PFDoA","2.55","ng/L","U","0.403","LOD","","TRG","","","4.07","LOQ","YES","-99","","0.245","0.001","2.55",""
"FT-TW510-1520","Modified EPA Method 537","Initial","1800153-02","Vista","72629-94-
8","PFTrDA","2.55","ng/L","U","0.252","LOD","","TRG","","","4.07","LOQ","YES","-99","","0.245","0.001","2.55","
"
"FT-TW510-1520","Modified EPA Method 537","Initial","1800153-02","Vista","376-06-
7","PFTeDA","2.55","ng/L","U","0.384","LOD","","TRG","","","4.07","LOQ","YES","-99","","0.245","0.001","2.55",
""
"FT-TW510-1520","Modified EPA Method 537","Initial","1800153-02","Vista","13C3-PFBS","13C3-
PFBS","103","%R","","-99","NA","","IS","103","","-99","NA","YES","100","","0.245","0.001","-99",""
"FT-TW510-1520","Modified EPA Method 537","Initial","1800153-02","Vista","13C2-PFHxA","13C2-
PFHxA","98.1","%R","","-99","NA","","IS","98.1","","-99","NA","YES","100","","0.245","0.001","-99",""
"FT-TW510-1520","Modified EPA Method 537","Initial","1800153-02","Vista","13C4-PFHpA","13C4-
PFHpA","97.4","%R","","-99","NA","","IS","97.4","","-99","NA","YES","100","","0.245","0.001","-99",""
"FT-TW510-1520","Modified EPA Method 537","Dilution","1800153-02","Vista","18O2-PFHxS","18O2-
PFHxS","80.9","%R","D","-99","NA","","IS","80.9","","-99","NA","YES","100","","0.245","0.001","-99",""
"FT-TW510-1520","Modified EPA Method 537","Dilution","1800153-02","Vista","13C2-PFOA","13C2-
PFOA","98.3","%R","D","-99","NA","","IS","98.3","","-99","NA","YES","100","","0.245","0.001","-99",""
"FT-TW510-1520","Modified EPA Method 537","Initial","1800153-02","Vista","13C8-PFOS","13C8-
PFOS","95.3","%R","","-99","NA","","IS","95.3","","-99","NA","YES","100","","0.245","0.001","-99",""
"FT-TW510-1520","Modified EPA Method 537","Initial","1800153-02","Vista","13C5-PFNA","13C5-
PFNA","92.2","%R","","-99","NA","","IS","92.2","","-99","NA","YES","100","","0.245","0.001","-99",""
"FT-TW510-1520","Modified EPA Method 537","Initial","1800153-02","Vista","13C2-PFDA","13C2-
PFDA","76.0","%R","","-99","NA","","IS","76.0","","-99","NA","YES","100","","0.245","0.001","-99",""
"FT-TW510-1520","Modified EPA Method 537","Initial","1800153-02","Vista","d3-MeFOSAA","d3-

MeFOSAA","75.0","%R","","-99","NA","","IS","75.0","","-99","NA","YES","100","","0.245","0.001","-99",""
"FT-TW510-1520","Modified EPA Method 537","Initial","1800153-02","Vista","13C2-PFUnA","13C2-
PFUnA","80.6","%R","","-99","NA","","IS","80.6","","-99","NA","YES","100","","0.245","0.001","-99",""
"FT-TW510-1520","Modified EPA Method 537","Initial","1800153-02","Vista","d5-EtFOSAA","d5-
EtFOSAA","80.3","%R","","-99","NA","","IS","80.3","","-99","NA","YES","100","","0.245","0.001","-99",""
"FT-TW510-1520","Modified EPA Method 537","Initial","1800153-02","Vista","13C2-PFDoA","13C2-
PFDoA","79.9","%R","","-99","NA","","IS","79.9","","-99","NA","YES","100","","0.245","0.001","-99",""
"FT-TW510-1520","Modified EPA Method 537","Initial","1800153-02","Vista","13C2-PFTeDA","13C2-
PFTeDA","78.9","%R","","-99","NA","","IS","78.9","","-99","NA","YES","100","","0.245","0.001","-99",""
"FT-TW511-1722","Modified EPA Method 537","Initial","1800153-03","Vista","375-73-
5","PFBS","2.01","ng/L","J","0.922","LOD","","TRG","","","4.12","LOQ","YES","-99","","0.243","0.001","2.57",""
"FT-TW511-1722","Modified EPA Method 537","Initial","1800153-03","Vista","307-24-
4","PFHxA","107","ng/L","","1.12","LOD","","TRG","","","4.12","LOQ","YES","-99","","0.243","0.001","2.57",""
"FT-TW511-1722","Modified EPA Method 537","Initial","1800153-03","Vista","375-85-
9","PFHpA","146","ng/L","","0.304","LOD","","TRG","","","4.12","LOQ","YES","-99","","0.243","0.001","2.57",""
"FT-TW511-1722","Modified EPA Method 537","Initial","1800153-03","Vista","355-46-
4","PFHxS","260","ng/L","","0.488","LOD","","TRG","","","4.12","LOQ","YES","-99","","0.243","0.001","2.57",""
"FT-TW511-1722","Modified EPA Method 537","Initial","1800153-03","Vista","335-67-
1","PFOA","1130","ng/L","","0.335","LOD","","TRG","","","4.12","LOQ","YES","-99","","0.243","0.001","2.57",""
"FT-TW511-1722","Modified EPA Method 537","Initial","1800153-03","Vista","1763-23-
1","PFOS","62.2","ng/L","","0.416","LOD","","TRG","","","4.12","LOQ","YES","-99","","0.243","0.001","2.57",""
"FT-TW511-1722","Modified EPA Method 537","Initial","1800153-03","Vista","375-95-
1","PFNA","1050","ng/L","","0.417","LOD","","TRG","","","4.12","LOQ","YES","-99","","0.243","0.001","2.57",""
"FT-TW511-1722","Modified EPA Method 537","Initial","1800153-03","Vista","335-76-
2","PFDA","6.95","ng/L","","0.768","LOD","","TRG","","","4.12","LOQ","YES","-99","","0.243","0.001","2.57",""
"FT-TW511-1722","Modified EPA Method 537","Initial","1800153-03","Vista","2355-31-
9","MeFOSAA","2.57","ng/L","U","0.850","LOD","","TRG","","","4.12","LOQ","YES","-99","","0.243","0.001","2.57
","",""
"FT-TW511-1722","Modified EPA Method 537","Initial","1800153-03","Vista","2058-94-
8","PFUnA","9.74","ng/L","","0.541","LOD","","TRG","","","4.12","LOQ","YES","-99","","0.243","0.001","2.57",""
"FT-TW511-1722","Modified EPA Method 537","Initial","1800153-03","Vista","2991-50-
6","EtFOSAA","2.57","ng/L","U","0.706","LOD","","TRG","","","4.12","LOQ","YES","-99","","0.243","0.001","2.57"
,"",""
"FT-TW511-1722","Modified EPA Method 537","Initial","1800153-03","Vista","307-55-
1","PFDoA","2.57","ng/L","U","0.408","LOD","","TRG","","","4.12","LOQ","YES","-99","","0.243","0.001","2.57",""
"FT-TW511-1722","Modified EPA Method 537","Initial","1800153-03","Vista","72629-94-
8","PFTrDA","2.57","ng/L","U","0.254","LOD","","TRG","","","4.12","LOQ","YES","-99","","0.243","0.001","2.57","
"
"FT-TW511-1722","Modified EPA Method 537","Initial","1800153-03","Vista","376-06-
7","PFTeDA","2.57","ng/L","U","0.389","LOD","","TRG","","","4.12","LOQ","YES","-99","","0.243","0.001","2.57",
"",""
"FT-TW511-1722","Modified EPA Method 537","Initial","1800153-03","Vista","13C3-PFBS","13C3-
PFBS","87.9","%R","","-99","NA","","IS","87.9","","-99","NA","YES","100","","0.243","0.001","-99",""
"FT-TW511-1722","Modified EPA Method 537","Initial","1800153-03","Vista","13C2-PFHxA","13C2-
PFHxA","93.0","%R","","-99","NA","","IS","93.0","","-99","NA","YES","100","","0.243","0.001","-99",""
"FT-TW511-1722","Modified EPA Method 537","Initial","1800153-03","Vista","13C4-PFHpA","13C4-
PFHpA","99.8","%R","","-99","NA","","IS","99.8","","-99","NA","YES","100","","0.243","0.001","-99",""
"FT-TW511-1722","Modified EPA Method 537","Initial","1800153-03","Vista","18O2-PFHxS","18O2-
PFHxS","88.9","%R","","-99","NA","","IS","88.9","","-99","NA","YES","100","","0.243","0.001","-99",""
"FT-TW511-1722","Modified EPA Method 537","Initial","1800153-03","Vista","13C2-PFOA","13C2-
PFOA","100","%R","","-99","NA","","IS","100","","-99","NA","YES","100","","0.243","0.001","-99",""
"FT-TW511-1722","Modified EPA Method 537","Initial","1800153-03","Vista","13C8-PFOS","13C8-
PFOS","95.4","%R","","-99","NA","","IS","95.4","","-99","NA","YES","100","","0.243","0.001","-99",""
"FT-TW511-1722","Modified EPA Method 537","Initial","1800153-03","Vista","13C5-PFNA","13C5-

PFNA","84.7","%R","","-99","NA","","IS","84.7","","-99","NA","YES","100","","0.243","0.001","-99",""
"FT-TW511-1722","Modified EPA Method 537","Initial","1800153-03","Vista","13C2-PFDA","13C2-
PFDA","75.9","%R","","-99","NA","","IS","75.9","","-99","NA","YES","100","","0.243","0.001","-99",""
"FT-TW511-1722","Modified EPA Method 537","Initial","1800153-03","Vista","d3-MeFOSAA","d3-
MeFOSAA","69.8","%R","","-99","NA","","IS","69.8","","-99","NA","YES","100","","0.243","0.001","-99",""
"FT-TW511-1722","Modified EPA Method 537","Initial","1800153-03","Vista","13C2-PFUnA","13C2-
PFUnA","75.6","%R","","-99","NA","","IS","75.6","","-99","NA","YES","100","","0.243","0.001","-99",""
"FT-TW511-1722","Modified EPA Method 537","Initial","1800153-03","Vista","d5-EtFOSAA","d5-
EtFOSAA","85.5","%R","","-99","NA","","IS","85.5","","-99","NA","YES","100","","0.243","0.001","-99",""
"FT-TW511-1722","Modified EPA Method 537","Initial","1800153-03","Vista","13C2-PFDoA","13C2-
PFDoA","77.5","%R","","-99","NA","","IS","77.5","","-99","NA","YES","100","","0.243","0.001","-99",""
"FT-TW511-1722","Modified EPA Method 537","Initial","1800153-03","Vista","13C2-PFTeDA","13C2-
PFTeDA","66.3","%R","","-99","NA","","IS","66.3","","-99","NA","YES","100","","0.243","0.001","-99",""
"FT-TW513-2025","Modified EPA Method 537","Initial","1800153-04","Vista","375-73-
5","PFBS","3.64","ng/L","J","0.956","LOD","","TRG","","","4.27","LOQ","YES","-99","","0.234","0.001","2.67",""
"FT-TW513-2025","Modified EPA Method 537","Initial","1800153-04","Vista","307-24-
4","PFHxA","99.8","ng/L","","1.16","LOD","","TRG","","","4.27","LOQ","YES","-99","","0.234","0.001","2.67",""
"FT-TW513-2025","Modified EPA Method 537","Initial","1800153-04","Vista","375-85-
9","PFHpA","60.2","ng/L","","0.316","LOD","","TRG","","","4.27","LOQ","YES","-99","","0.234","0.001","2.67",""
"FT-TW513-2025","Modified EPA Method 537","Initial","1800153-04","Vista","355-46-
4","PFHxS","107","ng/L","","0.506","LOD","","TRG","","","4.27","LOQ","YES","-99","","0.234","0.001","2.67",""
"FT-TW513-2025","Modified EPA Method 537","Initial","1800153-04","Vista","335-67-
1","PFOA","132","ng/L","","0.348","LOD","","TRG","","","4.27","LOQ","YES","-99","","0.234","0.001","2.67",""
"FT-TW513-2025","Modified EPA Method 537","Initial","1800153-04","Vista","1763-23-
1","PFOS","1.47","ng/L","J","0.431","LOD","","TRG","","","4.27","LOQ","YES","-99","","0.234","0.001","2.67",""
"FT-TW513-2025","Modified EPA Method 537","Initial","1800153-04","Vista","375-95-
1","PFNA","13.6","ng/L","","0.433","LOD","","TRG","","","4.27","LOQ","YES","-99","","0.234","0.001","2.67",""
"FT-TW513-2025","Modified EPA Method 537","Initial","1800153-04","Vista","335-76-
2","PFDA","2.67","ng/L","U","0.796","LOD","","TRG","","","4.27","LOQ","YES","-99","","0.234","0.001","2.67",""
"FT-TW513-2025","Modified EPA Method 537","Initial","1800153-04","Vista","2355-31-
9","MeFOSAA","2.67","ng/L","U","0.882","LOD","","TRG","","","4.27","LOQ","YES","-99","","0.234","0.001","2.67
",""
"FT-TW513-2025","Modified EPA Method 537","Initial","1800153-04","Vista","2058-94-
8","PFUnA","2.67","ng/L","U","0.561","LOD","","TRG","","","4.27","LOQ","YES","-99","","0.234","0.001","2.67",""
"FT-TW513-2025","Modified EPA Method 537","Initial","1800153-04","Vista","2991-50-
6","EtFOSAA","2.67","ng/L","U","0.732","LOD","","TRG","","","4.27","LOQ","YES","-99","","0.234","0.001","2.67"
,""
"FT-TW513-2025","Modified EPA Method 537","Initial","1800153-04","Vista","307-55-
1","PFDoA","2.67","ng/L","U","0.423","LOD","","TRG","","","4.27","LOQ","YES","-99","","0.234","0.001","2.67",""
"FT-TW513-2025","Modified EPA Method 537","Initial","1800153-04","Vista","72629-94-
8","PFTrDA","2.67","ng/L","U","0.264","LOD","","TRG","","","4.27","LOQ","YES","-99","","0.234","0.001","2.67","
"
"FT-TW513-2025","Modified EPA Method 537","Initial","1800153-04","Vista","376-06-
7","PFTeDA","2.67","ng/L","U","0.403","LOD","","TRG","","","4.27","LOQ","YES","-99","","0.234","0.001","2.67",
""
"FT-TW513-2025","Modified EPA Method 537","Initial","1800153-04","Vista","13C3-PFBS","13C3-
PFBS","107","%R","","-99","NA","","IS","107","","-99","NA","YES","100","","0.234","0.001","-99",""
"FT-TW513-2025","Modified EPA Method 537","Initial","1800153-04","Vista","13C2-PFHxA","13C2-
PFHxA","111","%R","","-99","NA","","IS","111","","-99","NA","YES","100","","0.234","0.001","-99",""
"FT-TW513-2025","Modified EPA Method 537","Initial","1800153-04","Vista","13C4-PFHpA","13C4-
PFHpA","113","%R","","-99","NA","","IS","113","","-99","NA","YES","100","","0.234","0.001","-99",""
"FT-TW513-2025","Modified EPA Method 537","Initial","1800153-04","Vista","18O2-PFHxS","18O2-
PFHxS","81.7","%R","","-99","NA","","IS","81.7","","-99","NA","YES","100","","0.234","0.001","-99",""
"FT-TW513-2025","Modified EPA Method 537","Initial","1800153-04","Vista","13C2-PFOA","13C2-

PFOA","93.6","%R","","-99","NA","","IS","93.6","","-99","NA","YES","100","","0.234","0.001","-99",""
"FT-TW513-2025","Modified EPA Method 537","Initial","1800153-04","Vista","13C8-PFOS","13C8-
PFOS","89.9","%R","","-99","NA","","IS","89.9","","-99","NA","YES","100","","0.234","0.001","-99",""
"FT-TW513-2025","Modified EPA Method 537","Initial","1800153-04","Vista","13C5-PFNA","13C5-
PFNA","76.7","%R","","-99","NA","","IS","76.7","","-99","NA","YES","100","","0.234","0.001","-99",""
"FT-TW513-2025","Modified EPA Method 537","Initial","1800153-04","Vista","13C2-PFDA","13C2-
PFDA","86.3","%R","","-99","NA","","IS","86.3","","-99","NA","YES","100","","0.234","0.001","-99",""
"FT-TW513-2025","Modified EPA Method 537","Initial","1800153-04","Vista","d3-MeFOSAA","d3-
MeFOSAA","51.8","%R","","-99","NA","","IS","51.8","","-99","NA","YES","100","","0.234","0.001","-99",""
"FT-TW513-2025","Modified EPA Method 537","Initial","1800153-04","Vista","13C2-PFUnA","13C2-
PFUnA","79.5","%R","","-99","NA","","IS","79.5","","-99","NA","YES","100","","0.234","0.001","-99",""
"FT-TW513-2025","Modified EPA Method 537","Initial","1800153-04","Vista","d5-EtFOSAA","d5-
EtFOSAA","50.0","%R","","-99","NA","","IS","50.0","","-99","NA","YES","100","","0.234","0.001","-99",""
"FT-TW513-2025","Modified EPA Method 537","Initial","1800153-04","Vista","13C2-PFDoA","13C2-
PFDoA","75.8","%R","","-99","NA","","IS","75.8","","-99","NA","YES","100","","0.234","0.001","-99",""
"FT-TW513-2025","Modified EPA Method 537","Initial","1800153-04","Vista","13C2-PFTeDA","13C2-
PFTeDA","42.2","%R","H","-99","NA","","IS","42.2","","-99","NA","YES","100","","0.234","0.001","-99",""
"FT-Dup03-20180118","Modified EPA Method 537","Initial","1800153-05","Vista","375-73-
5","PFBS","11.9","ng/L","","0.898","LOD","","TRG","","","4.01","LOQ","YES","-99","","0.249","0.001","2.51",""
"FT-Dup03-20180118","Modified EPA Method 537","Initial","1800153-05","Vista","307-24-
4","PFHxA","455","ng/L","","1.09","LOD","","TRG","","","4.01","LOQ","YES","-99","","0.249","0.001","2.51",""
"FT-Dup03-20180118","Modified EPA Method 537","Initial","1800153-05","Vista","375-85-
9","PFHpA","303","ng/L","","0.296","LOD","","TRG","","","4.01","LOQ","YES","-99","","0.249","0.001","2.51",""
"FT-Dup03-20180118","Modified EPA Method 537","Dilution","1800153-05","Vista","355-46-
4","PFHxS","3550","ng/L","D","2.38","LOD","","TRG","","","20.1","LOQ","YES","-99","","0.249","0.001","12.6",""
"FT-Dup03-20180118","Modified EPA Method 537","Dilution","1800153-05","Vista","335-67-
1","PFOA","2520","ng/L","D","1.63","LOD","","TRG","","","20.1","LOQ","YES","-99","","0.249","0.001","12.6",""
"FT-Dup03-20180118","Modified EPA Method 537","Initial","1800153-05","Vista","1763-23-
1","PFOS","977","ng/L","","0.405","LOD","","TRG","","","4.01","LOQ","YES","-99","","0.249","0.001","2.51",""
"FT-Dup03-20180118","Modified EPA Method 537","Initial","1800153-05","Vista","375-95-
1","PFNA","2.51","ng/L","U","0.406","LOD","","TRG","","","4.01","LOQ","YES","-99","","0.249","0.001","2.51",""
"FT-Dup03-20180118","Modified EPA Method 537","Initial","1800153-05","Vista","335-76-
2","PFDA","73.0","ng/L","","0.747","LOD","","TRG","","","4.01","LOQ","YES","-99","","0.249","0.001","2.51",""
"FT-Dup03-20180118","Modified EPA Method 537","Initial","1800153-05","Vista","2355-31-
9","MeFOSAA","2.51","ng/L","U","0.828","LOD","","TRG","","","4.01","LOQ","YES","-99","","0.249","0.001","2.51
","",""
"FT-Dup03-20180118","Modified EPA Method 537","Initial","1800153-05","Vista","2058-94-
8","PFUnA","21.1","ng/L","","0.527","LOD","","TRG","","","4.01","LOQ","YES","-99","","0.249","0.001","2.51",""
"FT-Dup03-20180118","Modified EPA Method 537","Initial","1800153-05","Vista","2991-50-
6","EtFOSAA","2.51","ng/L","U","0.687","LOD","","TRG","","","4.01","LOQ","YES","-99","","0.249","0.001","2.51"
,""
"FT-Dup03-20180118","Modified EPA Method 537","Initial","1800153-05","Vista","307-55-
1","PFDoA","0.442","ng/L","J","0.397","LOD","","TRG","","","4.01","LOQ","YES","-99","","0.249","0.001","2.51","
"
"FT-Dup03-20180118","Modified EPA Method 537","Initial","1800153-05","Vista","72629-94-
8","PFTrDA","2.51","ng/L","U","0.248","LOD","","TRG","","","4.01","LOQ","YES","-99","","0.249","0.001","2.51","
"
"FT-Dup03-20180118","Modified EPA Method 537","Initial","1800153-05","Vista","376-06-
7","PFTeDA","2.51","ng/L","U","0.379","LOD","","TRG","","","4.01","LOQ","YES","-99","","0.249","0.001","2.51",
""
"FT-Dup03-20180118","Modified EPA Method 537","Initial","1800153-05","Vista","13C3-PFBS","13C3-
PFBS","104","%R","","-99","NA","","IS","104","","-99","NA","YES","100","","0.249","0.001","-99",""
"FT-Dup03-20180118","Modified EPA Method 537","Initial","1800153-05","Vista","13C2-PFHxA","13C2-
PFHxA","98.8","%R","","-99","NA","","IS","98.8","","-99","NA","YES","100","","0.249","0.001","-99",""

"FT-Dup03-20180118","Modified EPA Method 537","Initial","1800153-05","Vista","13C4-PFHpA","13C4-PFHpA","108","%R","","-99","NA","","IS","108","","-99","NA","YES","100","","0.249","0.001","-99",""
"FT-Dup03-20180118","Modified EPA Method 537","Dilution","1800153-05","Vista","18O2-PFHxS","18O2-PFHxS","103","%R","D","-99","NA","","IS","103","","-99","NA","YES","100","","0.249","0.001","-99",""
"FT-Dup03-20180118","Modified EPA Method 537","Dilution","1800153-05","Vista","13C2-PFOA","13C2-PFOA","116","%R","D","-99","NA","","IS","116","","-99","NA","YES","100","","0.249","0.001","-99",""
"FT-Dup03-20180118","Modified EPA Method 537","Initial","1800153-05","Vista","13C8-PFOS","13C8-PFOS","95.1","%R","","-99","NA","","IS","95.1","","-99","NA","YES","100","","0.249","0.001","-99",""
"FT-Dup03-20180118","Modified EPA Method 537","Initial","1800153-05","Vista","13C5-PFNA","13C5-PFNA","95.9","%R","","-99","NA","","IS","95.9","","-99","NA","YES","100","","0.249","0.001","-99",""
"FT-Dup03-20180118","Modified EPA Method 537","Initial","1800153-05","Vista","13C2-PFDA","13C2-PFDA","88.8","%R","","-99","NA","","IS","88.8","","-99","NA","YES","100","","0.249","0.001","-99",""
"FT-Dup03-20180118","Modified EPA Method 537","Initial","1800153-05","Vista","d3-MeFOSAA","d3-MeFOSAA","76.4","%R","","-99","NA","","IS","76.4","","-99","NA","YES","100","","0.249","0.001","-99",""
"FT-Dup03-20180118","Modified EPA Method 537","Initial","1800153-05","Vista","13C2-PFUnA","13C2-PFUnA","92.5","%R","","-99","NA","","IS","92.5","","-99","NA","YES","100","","0.249","0.001","-99",""
"FT-Dup03-20180118","Modified EPA Method 537","Initial","1800153-05","Vista","d5-EtFOSAA","d5-EtFOSAA","80.8","%R","","-99","NA","","IS","80.8","","-99","NA","YES","100","","0.249","0.001","-99",""
"FT-Dup03-20180118","Modified EPA Method 537","Initial","1800153-05","Vista","13C2-PFDoA","13C2-PFDoA","80.6","%R","","-99","NA","","IS","80.6","","-99","NA","YES","100","","0.249","0.001","-99",""
"FT-Dup03-20180118","Modified EPA Method 537","Initial","1800153-05","Vista","13C2-PFTeDA","13C2-PFTeDA","74.0","%R","","-99","NA","","IS","74.0","","-99","NA","YES","100","","0.249","0.001","-99",""
"FT-TW507-1924-FRB","Modified EPA Method 537","Initial","1800153-06","Vista","375-73-5","PFBS","2.46","ng/L","U","0.882","LOD","","TRG","","","3.94","LOQ","YES","-99","","0.254","0.001","2.46",""
"FT-TW507-1924-FRB","Modified EPA Method 537","Initial","1800153-06","Vista","307-24-4","PFHxA","2.46","ng/L","U","1.07","LOD","","TRG","","","3.94","LOQ","YES","-99","","0.254","0.001","2.46",""
"FT-TW507-1924-FRB","Modified EPA Method 537","Initial","1800153-06","Vista","375-85-9","PFHpA","2.46","ng/L","U","0.291","LOD","","TRG","","","3.94","LOQ","YES","-99","","0.254","0.001","2.46",""
"FT-TW507-1924-FRB","Modified EPA Method 537","Initial","1800153-06","Vista","355-46-4","PFHxS","2.46","ng/L","U","0.467","LOD","","TRG","","","3.94","LOQ","YES","-99","","0.254","0.001","2.46",""
"FT-TW507-1924-FRB","Modified EPA Method 537","Initial","1800153-06","Vista","335-67-1","PFOA","2.46","ng/L","U","0.321","LOD","","TRG","","","3.94","LOQ","YES","-99","","0.254","0.001","2.46",""
"FT-TW507-1924-FRB","Modified EPA Method 537","Initial","1800153-06","Vista","1763-23-1","PFOS","2.46","ng/L","U","0.398","LOD","","TRG","","","3.94","LOQ","YES","-99","","0.254","0.001","2.46",""
"FT-TW507-1924-FRB","Modified EPA Method 537","Initial","1800153-06","Vista","375-95-1","PFNA","2.46","ng/L","U","0.399","LOD","","TRG","","","3.94","LOQ","YES","-99","","0.254","0.001","2.46",""
"FT-TW507-1924-FRB","Modified EPA Method 537","Initial","1800153-06","Vista","335-76-2","PFDA","2.46","ng/L","U","0.734","LOD","","TRG","","","3.94","LOQ","YES","-99","","0.254","0.001","2.46",""
"FT-TW507-1924-FRB","Modified EPA Method 537","Initial","1800153-06","Vista","2355-31-9","MeFOSAA","2.46","ng/L","U","0.813","LOD","","TRG","","","3.94","LOQ","YES","-99","","0.254","0.001","2.46",""
"FT-TW507-1924-FRB","Modified EPA Method 537","Initial","1800153-06","Vista","2058-94-8","PFUnA","2.46","ng/L","U","0.517","LOD","","TRG","","","3.94","LOQ","YES","-99","","0.254","0.001","2.46",""
"FT-TW507-1924-FRB","Modified EPA Method 537","Initial","1800153-06","Vista","2991-50-6","EtFOSAA","2.46","ng/L","U","0.675","LOD","","TRG","","","3.94","LOQ","YES","-99","","0.254","0.001","2.46",""
"FT-TW507-1924-FRB","Modified EPA Method 537","Initial","1800153-06","Vista","307-55-1","PFDoA","2.46","ng/L","U","0.390","LOD","","TRG","","","3.94","LOQ","YES","-99","","0.254","0.001","2.46",""
"FT-TW507-1924-FRB","Modified EPA Method 537","Initial","1800153-06","Vista","72629-94-8","PFTrDA","2.46","ng/L","U","0.243","LOD","","TRG","","","3.94","LOQ","YES","-99","","0.254","0.001","2.46",""
"FT-TW507-1924-FRB","Modified EPA Method 537","Initial","1800153-06","Vista","376-06-7","PFTeDA","2.46","ng/L","U","0.372","LOD","","TRG","","","3.94","LOQ","YES","-99","","0.254","0.001","2.46",""

"FT-TW507-1924-FRB","Modified EPA Method 537","Initial","1800153-06","Vista","13C3-PFBS","13C3-PFBS","96.3","%R","","-99","NA","","IS","96.3","","-99","NA","YES","100","","0.254","0.001","-99",""
"FT-TW507-1924-FRB","Modified EPA Method 537","Initial","1800153-06","Vista","13C2-PFHxA","13C2-PFHxA","95.3","%R","","-99","NA","","IS","95.3","","-99","NA","YES","100","","0.254","0.001","-99",""
"FT-TW507-1924-FRB","Modified EPA Method 537","Initial","1800153-06","Vista","13C4-PFHpA","13C4-PFHpA","105","%R","","-99","NA","","IS","105","","-99","NA","YES","100","","0.254","0.001","-99",""
"FT-TW507-1924-FRB","Modified EPA Method 537","Initial","1800153-06","Vista","18O2-PFHxS","18O2-PFHxS","115","%R","","-99","NA","","IS","115","","-99","NA","YES","100","","0.254","0.001","-99",""
"FT-TW507-1924-FRB","Modified EPA Method 537","Initial","1800153-06","Vista","13C2-PFOA","13C2-PFOA","93.5","%R","","-99","NA","","IS","93.5","","-99","NA","YES","100","","0.254","0.001","-99",""
"FT-TW507-1924-FRB","Modified EPA Method 537","Initial","1800153-06","Vista","13C8-PFOS","13C8-PFOS","94.0","%R","","-99","NA","","IS","94.0","","-99","NA","YES","100","","0.254","0.001","-99",""
"FT-TW507-1924-FRB","Modified EPA Method 537","Initial","1800153-06","Vista","13C5-PFNA","13C5-PFNA","96.6","%R","","-99","NA","","IS","96.6","","-99","NA","YES","100","","0.254","0.001","-99",""
"FT-TW507-1924-FRB","Modified EPA Method 537","Initial","1800153-06","Vista","13C2-PFDA","13C2-PFDA","62.6","%R","","-99","NA","","IS","62.6","","-99","NA","YES","100","","0.254","0.001","-99",""
"FT-TW507-1924-FRB","Modified EPA Method 537","Initial","1800153-06","Vista","d3-MeFOSAA","d3-MeFOSAA","59.1","%R","","-99","NA","","IS","59.1","","-99","NA","YES","100","","0.254","0.001","-99",""
"FT-TW507-1924-FRB","Modified EPA Method 537","Initial","1800153-06","Vista","13C2-PFUnA","13C2-PFUnA","68.4","%R","","-99","NA","","IS","68.4","","-99","NA","YES","100","","0.254","0.001","-99",""
"FT-TW507-1924-FRB","Modified EPA Method 537","Initial","1800153-06","Vista","d5-EtFOSAA","d5-EtFOSAA","68.6","%R","","-99","NA","","IS","68.6","","-99","NA","YES","100","","0.254","0.001","-99",""
"FT-TW507-1924-FRB","Modified EPA Method 537","Initial","1800153-06","Vista","13C2-PFDoA","13C2-PFDoA","61.7","%R","","-99","NA","","IS","61.7","","-99","NA","YES","100","","0.254","0.001","-99",""
"FT-TW507-1924-FRB","Modified EPA Method 537","Initial","1800153-06","Vista","13C2-PFTeDA","13C2-PFTeDA","57.6","%R","","-99","NA","","IS","57.6","","-99","NA","YES","100","","0.254","0.001","-99",""
"FT-EB01-20180116","Modified EPA Method 537","Initial","1800153-07","Vista","375-73-5","PFBS","2.46","ng/L","U","0.880","LOD","","TRG","","","3.93","LOQ","YES","-99","","0.254","0.001","2.46",""
"FT-EB01-20180116","Modified EPA Method 537","Initial","1800153-07","Vista","307-24-4","PFHxA","2.46","ng/L","U","1.07","LOD","","TRG","","","3.93","LOQ","YES","-99","","0.254","0.001","2.46",""
"FT-EB01-20180116","Modified EPA Method 537","Initial","1800153-07","Vista","375-85-9","PFHpA","2.46","ng/L","U","0.290","LOD","","TRG","","","3.93","LOQ","YES","-99","","0.254","0.001","2.46",""
"FT-EB01-20180116","Modified EPA Method 537","Initial","1800153-07","Vista","355-46-4","PFHxS","2.46","ng/L","U","0.465","LOD","","TRG","","","3.93","LOQ","YES","-99","","0.254","0.001","2.46",""
"FT-EB01-20180116","Modified EPA Method 537","Initial","1800153-07","Vista","335-67-1","PFOA","2.46","ng/L","U","0.320","LOD","","TRG","","","3.93","LOQ","YES","-99","","0.254","0.001","2.46",""
"FT-EB01-20180116","Modified EPA Method 537","Initial","1800153-07","Vista","1763-23-1","PFOS","2.46","ng/L","U","0.397","LOD","","TRG","","","3.93","LOQ","YES","-99","","0.254","0.001","2.46",""
"FT-EB01-20180116","Modified EPA Method 537","Initial","1800153-07","Vista","375-95-1","PFNA","2.46","ng/L","U","0.398","LOD","","TRG","","","3.93","LOQ","YES","-99","","0.254","0.001","2.46",""
"FT-EB01-20180116","Modified EPA Method 537","Initial","1800153-07","Vista","335-76-2","PFDA","2.46","ng/L","U","0.732","LOD","","TRG","","","3.93","LOQ","YES","-99","","0.254","0.001","2.46",""
"FT-EB01-20180116","Modified EPA Method 537","Initial","1800153-07","Vista","2355-31-9","MeFOSAA","2.46","ng/L","U","0.811","LOD","","TRG","","","3.93","LOQ","YES","-99","","0.254","0.001","2.46",""
"FT-EB01-20180116","Modified EPA Method 537","Initial","1800153-07","Vista","2058-94-8","PFUnA","1.34","ng/L","J","0.516","LOD","","TRG","","","3.93","LOQ","YES","-99","","0.254","0.001","2.46",""
"FT-EB01-20180116","Modified EPA Method 537","Initial","1800153-07","Vista","2991-50-6","EtFOSAA","2.46","ng/L","U","0.673","LOD","","TRG","","","3.93","LOQ","YES","-99","","0.254","0.001","2.46",""
"FT-EB01-20180116","Modified EPA Method 537","Initial","1800153-07","Vista","307-55-1","PFDoA","2.46","ng/L","U","0.389","LOD","","TRG","","","3.93","LOQ","YES","-99","","0.254","0.001","2.46",""
"FT-EB01-20180116","Modified EPA Method 537","Initial","1800153-07","Vista","72629-94-8","PFTrDA","2.46","ng/L","U","0.243","LOD","","TRG","","","3.93","LOQ","YES","-99","","0.254","0.001","2.46","

"
"FT-EB01-20180116","Modified EPA Method 537","Initial","1800153-07","Vista","376-06-7","PFTeDA","2.46","ng/L","U","0.371","LOD","","TRG","","","3.93","LOQ","YES","-99","","0.254","0.001","2.46",""
"FT-EB01-20180116","Modified EPA Method 537","Initial","1800153-07","Vista","13C3-PFBS","13C3-PFBS","97.0","%R","","-99","NA","","IS","97.0","","-99","NA","YES","100","","0.254","0.001","-99",""
"FT-EB01-20180116","Modified EPA Method 537","Initial","1800153-07","Vista","13C2-PFHxA","13C2-PFHxA","90.8","%R","","-99","NA","","IS","90.8","","-99","NA","YES","100","","0.254","0.001","-99",""
"FT-EB01-20180116","Modified EPA Method 537","Initial","1800153-07","Vista","13C4-PFHpA","13C4-PFHpA","92.4","%R","","-99","NA","","IS","92.4","","-99","NA","YES","100","","0.254","0.001","-99",""
"FT-EB01-20180116","Modified EPA Method 537","Initial","1800153-07","Vista","18O2-PFHxS","18O2-PFHxS","98.5","%R","","-99","NA","","IS","98.5","","-99","NA","YES","100","","0.254","0.001","-99",""
"FT-EB01-20180116","Modified EPA Method 537","Initial","1800153-07","Vista","13C2-PFOA","13C2-PFOA","99.9","%R","","-99","NA","","IS","99.9","","-99","NA","YES","100","","0.254","0.001","-99",""
"FT-EB01-20180116","Modified EPA Method 537","Initial","1800153-07","Vista","13C8-PFOS","13C8-PFOS","106","%R","","-99","NA","","IS","106","","-99","NA","YES","100","","0.254","0.001","-99",""
"FT-EB01-20180116","Modified EPA Method 537","Initial","1800153-07","Vista","13C5-PFNA","13C5-PFNA","78.3","%R","","-99","NA","","IS","78.3","","-99","NA","YES","100","","0.254","0.001","-99",""
"FT-EB01-20180116","Modified EPA Method 537","Initial","1800153-07","Vista","13C2-PFDA","13C2-PFDA","103","%R","","-99","NA","","IS","103","","-99","NA","YES","100","","0.254","0.001","-99",""
"FT-EB01-20180116","Modified EPA Method 537","Initial","1800153-07","Vista","d3-MeFOSAA","d3-MeFOSAA","65.5","%R","","-99","NA","","IS","65.5","","-99","NA","YES","100","","0.254","0.001","-99",""
"FT-EB01-20180116","Modified EPA Method 537","Initial","1800153-07","Vista","13C2-PFUnA","13C2-PFUnA","74.6","%R","","-99","NA","","IS","74.6","","-99","NA","YES","100","","0.254","0.001","-99",""
"FT-EB01-20180116","Modified EPA Method 537","Initial","1800153-07","Vista","d5-EtFOSAA","d5-EtFOSAA","72.2","%R","","-99","NA","","IS","72.2","","-99","NA","YES","100","","0.254","0.001","-99",""
"FT-EB01-20180116","Modified EPA Method 537","Initial","1800153-07","Vista","13C2-PFDoA","13C2-PFDoA","75.6","%R","","-99","NA","","IS","75.6","","-99","NA","YES","100","","0.254","0.001","-99",""
"FT-EB01-20180116","Modified EPA Method 537","Initial","1800153-07","Vista","13C2-PFTeDA","13C2-PFTeDA","68.8","%R","","-99","NA","","IS","68.8","","-99","NA","YES","100","","0.254","0.001","-99",""
"FT-EB02-20180117","Modified EPA Method 537","Initial","1800153-08","Vista","375-73-5","PFBS","2.42","ng/L","U","0.868","LOD","","TRG","","","3.88","LOQ","YES","-99","","0.258","0.001","2.42",""
"FT-EB02-20180117","Modified EPA Method 537","Initial","1800153-08","Vista","307-24-4","PFHxA","2.42","ng/L","U","1.06","LOD","","TRG","","","3.88","LOQ","YES","-99","","0.258","0.001","2.42",""
"FT-EB02-20180117","Modified EPA Method 537","Initial","1800153-08","Vista","375-85-9","PFHpA","2.42","ng/L","U","0.286","LOD","","TRG","","","3.88","LOQ","YES","-99","","0.258","0.001","2.42",""
"FT-EB02-20180117","Modified EPA Method 537","Initial","1800153-08","Vista","355-46-4","PFHxS","2.42","ng/L","U","0.459","LOD","","TRG","","","3.88","LOQ","YES","-99","","0.258","0.001","2.42",""
"FT-EB02-20180117","Modified EPA Method 537","Initial","1800153-08","Vista","335-67-1","PFOA","2.42","ng/L","U","0.316","LOD","","TRG","","","3.88","LOQ","YES","-99","","0.258","0.001","2.42",""
"FT-EB02-20180117","Modified EPA Method 537","Initial","1800153-08","Vista","1763-23-1","PFOS","2.42","ng/L","U","0.391","LOD","","TRG","","","3.88","LOQ","YES","-99","","0.258","0.001","2.42",""
"FT-EB02-20180117","Modified EPA Method 537","Initial","1800153-08","Vista","375-95-1","PFNA","2.42","ng/L","U","0.393","LOD","","TRG","","","3.88","LOQ","YES","-99","","0.258","0.001","2.42",""
"FT-EB02-20180117","Modified EPA Method 537","Initial","1800153-08","Vista","335-76-2","PFDA","2.42","ng/L","U","0.722","LOD","","TRG","","","3.88","LOQ","YES","-99","","0.258","0.001","2.42",""
"FT-EB02-20180117","Modified EPA Method 537","Initial","1800153-08","Vista","2355-31-9","MeFOSAA","2.42","ng/L","U","0.800","LOD","","TRG","","","3.88","LOQ","YES","-99","","0.258","0.001","2.42",""
"FT-EB02-20180117","Modified EPA Method 537","Initial","1800153-08","Vista","2058-94-8","PFUnA","2.42","ng/L","U","0.509","LOD","","TRG","","","3.88","LOQ","YES","-99","","0.258","0.001","2.42",""
"FT-EB02-20180117","Modified EPA Method 537","Initial","1800153-08","Vista","2991-50-6","EtFOSAA","2.42","ng/L","U","0.664","LOD","","TRG","","","3.88","LOQ","YES","-99","","0.258","0.001","2.42",""

"FT-EB02-20180117","Modified EPA Method 537","Initial","1800153-08","Vista","307-55-1","PFDoA","2.42","ng/L","U","0.384","LOD","","TRG","","","3.88","LOQ","YES","-99","","0.258","0.001","2.42",""
"FT-EB02-20180117","Modified EPA Method 537","Initial","1800153-08","Vista","72629-94-8","PFTrDA","2.42","ng/L","U","0.239","LOD","","TRG","","","3.88","LOQ","YES","-99","","0.258","0.001","2.42",""
"FT-EB02-20180117","Modified EPA Method 537","Initial","1800153-08","Vista","376-06-7","PFTeDA","2.42","ng/L","U","0.366","LOD","","TRG","","","3.88","LOQ","YES","-99","","0.258","0.001","2.42",""
"FT-EB02-20180117","Modified EPA Method 537","Initial","1800153-08","Vista","13C3-PFBS","13C3-PFBS","100","%R","","-99","NA","","IS","100","","-99","NA","YES","100","","0.258","0.001","-99",""
"FT-EB02-20180117","Modified EPA Method 537","Initial","1800153-08","Vista","13C2-PFHxA","13C2-PFHxA","88.8","%R","","-99","NA","","IS","88.8","","-99","NA","YES","100","","0.258","0.001","-99",""
"FT-EB02-20180117","Modified EPA Method 537","Initial","1800153-08","Vista","13C4-PFHpA","13C4-PFHpA","104","%R","","-99","NA","","IS","104","","-99","NA","YES","100","","0.258","0.001","-99",""
"FT-EB02-20180117","Modified EPA Method 537","Initial","1800153-08","Vista","18O2-PFHxS","18O2-PFHxS","103","%R","","-99","NA","","IS","103","","-99","NA","YES","100","","0.258","0.001","-99",""
"FT-EB02-20180117","Modified EPA Method 537","Initial","1800153-08","Vista","13C2-PFOA","13C2-PFOA","91.7","%R","","-99","NA","","IS","91.7","","-99","NA","YES","100","","0.258","0.001","-99",""
"FT-EB02-20180117","Modified EPA Method 537","Initial","1800153-08","Vista","13C8-PFOS","13C8-PFOS","99.2","%R","","-99","NA","","IS","99.2","","-99","NA","YES","100","","0.258","0.001","-99",""
"FT-EB02-20180117","Modified EPA Method 537","Initial","1800153-08","Vista","13C5-PFNA","13C5-PFNA","97.6","%R","","-99","NA","","IS","97.6","","-99","NA","YES","100","","0.258","0.001","-99",""
"FT-EB02-20180117","Modified EPA Method 537","Initial","1800153-08","Vista","13C2-PFDA","13C2-PFDA","83.8","%R","","-99","NA","","IS","83.8","","-99","NA","YES","100","","0.258","0.001","-99",""
"FT-EB02-20180117","Modified EPA Method 537","Initial","1800153-08","Vista","d3-MeFOSAA","d3-MeFOSAA","79.0","%R","","-99","NA","","IS","79.0","","-99","NA","YES","100","","0.258","0.001","-99",""
"FT-EB02-20180117","Modified EPA Method 537","Initial","1800153-08","Vista","13C2-PFUnA","13C2-PFUnA","92.7","%R","","-99","NA","","IS","92.7","","-99","NA","YES","100","","0.258","0.001","-99",""
"FT-EB02-20180117","Modified EPA Method 537","Initial","1800153-08","Vista","d5-EtFOSAA","d5-EtFOSAA","77.8","%R","","-99","NA","","IS","77.8","","-99","NA","YES","100","","0.258","0.001","-99",""
"FT-EB02-20180117","Modified EPA Method 537","Initial","1800153-08","Vista","13C2-PFDoA","13C2-PFDoA","81.7","%R","","-99","NA","","IS","81.7","","-99","NA","YES","100","","0.258","0.001","-99",""
"FT-EB02-20180117","Modified EPA Method 537","Initial","1800153-08","Vista","13C2-PFTeDA","13C2-PFTeDA","74.2","%R","","-99","NA","","IS","74.2","","-99","NA","YES","100","","0.258","0.001","-99",""
"FT-EB03-20180118","Modified EPA Method 537","Initial","1800153-09","Vista","375-73-5","PFBS","2.67","ng/L","U","0.955","LOD","","TRG","","","4.27","LOQ","YES","-99","","0.234","0.001","2.67",""
"FT-EB03-20180118","Modified EPA Method 537","Initial","1800153-09","Vista","307-24-4","PFHxA","2.67","ng/L","U","1.16","LOD","","TRG","","","4.27","LOQ","YES","-99","","0.234","0.001","2.67",""
"FT-EB03-20180118","Modified EPA Method 537","Initial","1800153-09","Vista","375-85-9","PFHpA","2.67","ng/L","U","0.315","LOD","","TRG","","","4.27","LOQ","YES","-99","","0.234","0.001","2.67",""
"FT-EB03-20180118","Modified EPA Method 537","Initial","1800153-09","Vista","355-46-4","PFHxS","2.67","ng/L","U","0.505","LOD","","TRG","","","4.27","LOQ","YES","-99","","0.234","0.001","2.67",""
"FT-EB03-20180118","Modified EPA Method 537","Initial","1800153-09","Vista","335-67-1","PFOA","2.67","ng/L","U","0.347","LOD","","TRG","","","4.27","LOQ","YES","-99","","0.234","0.001","2.67",""
"FT-EB03-20180118","Modified EPA Method 537","Initial","1800153-09","Vista","1763-23-1","PFOS","2.67","ng/L","U","0.430","LOD","","TRG","","","4.27","LOQ","YES","-99","","0.234","0.001","2.67",""
"FT-EB03-20180118","Modified EPA Method 537","Initial","1800153-09","Vista","375-95-1","PFNA","2.67","ng/L","U","0.432","LOD","","TRG","","","4.27","LOQ","YES","-99","","0.234","0.001","2.67",""
"FT-EB03-20180118","Modified EPA Method 537","Initial","1800153-09","Vista","335-76-2","PFDA","2.67","ng/L","U","0.795","LOD","","TRG","","","4.27","LOQ","YES","-99","","0.234","0.001","2.67",""
"FT-EB03-20180118","Modified EPA Method 537","Initial","1800153-09","Vista","2355-31-9","MeFOSAA","2.67","ng/L","U","0.880","LOD","","TRG","","","4.27","LOQ","YES","-99","","0.234","0.001","2.67",""
"FT-EB03-20180118","Modified EPA Method 537","Initial","1800153-09","Vista","2058-94-

8","PFUnA","2.67","ng/L","U","0.560","LOD","","TRG","","","4.27","LOQ","YES","-99","","0.234","0.001","2.67",""
"FT-EB03-20180118","Modified EPA Method 537","Initial","1800153-09","Vista","2991-50-
6","EtFOSAA","2.67","ng/L","U","0.731","LOD","","TRG","","","4.27","LOQ","YES","-99","","0.234","0.001","2.67"
,""
"FT-EB03-20180118","Modified EPA Method 537","Initial","1800153-09","Vista","307-55-
1","PFDoA","2.67","ng/L","U","0.422","LOD","","TRG","","","4.27","LOQ","YES","-99","","0.234","0.001","2.67",""
"FT-EB03-20180118","Modified EPA Method 537","Initial","1800153-09","Vista","72629-94-
8","PFTrDA","2.67","ng/L","U","0.264","LOD","","TRG","","","4.27","LOQ","YES","-99","","0.234","0.001","2.67","
"
"FT-EB03-20180118","Modified EPA Method 537","Initial","1800153-09","Vista","376-06-
7","PFTeDA","2.67","ng/L","U","0.403","LOD","","TRG","","","4.27","LOQ","YES","-99","","0.234","0.001","2.67",
""
"FT-EB03-20180118","Modified EPA Method 537","Initial","1800153-09","Vista","13C3-PFBS","13C3-
PFBS","102","%R","","-99","NA","","IS","102","","-99","NA","YES","100","","0.234","0.001","-99",""
"FT-EB03-20180118","Modified EPA Method 537","Initial","1800153-09","Vista","13C2-PFHxA","13C2-
PFHxA","97.8","%R","","-99","NA","","IS","97.8","","-99","NA","YES","100","","0.234","0.001","-99",""
"FT-EB03-20180118","Modified EPA Method 537","Initial","1800153-09","Vista","13C4-PFHpA","13C4-
PFHpA","93.3","%R","","-99","NA","","IS","93.3","","-99","NA","YES","100","","0.234","0.001","-99",""
"FT-EB03-20180118","Modified EPA Method 537","Initial","1800153-09","Vista","18O2-PFHxS","18O2-
PFHxS","102","%R","","-99","NA","","IS","102","","-99","NA","YES","100","","0.234","0.001","-99",""
"FT-EB03-20180118","Modified EPA Method 537","Initial","1800153-09","Vista","13C2-PFOA","13C2-
PFOA","92.3","%R","","-99","NA","","IS","92.3","","-99","NA","YES","100","","0.234","0.001","-99",""
"FT-EB03-20180118","Modified EPA Method 537","Initial","1800153-09","Vista","13C8-PFOS","13C8-
PFOS","99.1","%R","","-99","NA","","IS","99.1","","-99","NA","YES","100","","0.234","0.001","-99",""
"FT-EB03-20180118","Modified EPA Method 537","Initial","1800153-09","Vista","13C5-PFNA","13C5-
PFNA","79.7","%R","","-99","NA","","IS","79.7","","-99","NA","YES","100","","0.234","0.001","-99",""
"FT-EB03-20180118","Modified EPA Method 537","Initial","1800153-09","Vista","13C2-PFDA","13C2-
PFDA","74.2","%R","","-99","NA","","IS","74.2","","-99","NA","YES","100","","0.234","0.001","-99",""
"FT-EB03-20180118","Modified EPA Method 537","Initial","1800153-09","Vista","d3-MeFOSAA","d3-
MeFOSAA","57.8","%R","","-99","NA","","IS","57.8","","-99","NA","YES","100","","0.234","0.001","-99",""
"FT-EB03-20180118","Modified EPA Method 537","Initial","1800153-09","Vista","13C2-PFUnA","13C2-
PFUnA","66.5","%R","","-99","NA","","IS","66.5","","-99","NA","YES","100","","0.234","0.001","-99",""
"FT-EB03-20180118","Modified EPA Method 537","Initial","1800153-09","Vista","d5-EtFOSAA","d5-
EtFOSAA","61.3","%R","","-99","NA","","IS","61.3","","-99","NA","YES","100","","0.234","0.001","-99",""
"FT-EB03-20180118","Modified EPA Method 537","Initial","1800153-09","Vista","13C2-PFDoA","13C2-
PFDoA","70.5","%R","","-99","NA","","IS","70.5","","-99","NA","YES","100","","0.234","0.001","-99",""
"FT-EB03-20180118","Modified EPA Method 537","Initial","1800153-09","Vista","13C2-PFTeDA","13C2-
PFTeDA","54.1","%R","","-99","NA","","IS","54.1","","-99","NA","YES","100","","0.234","0.001","-99",""
"FT-FRB01-20180116","Modified EPA Method 537","Initial","1800153-10","Vista","375-73-
5","PFBS","2.43","ng/L","U","0.872","LOD","","TRG","","","3.90","LOQ","YES","-99","","0.257","0.001","2.43",""
"FT-FRB01-20180116","Modified EPA Method 537","Initial","1800153-10","Vista","307-24-
4","PFHxA","2.43","ng/L","U","1.06","LOD","","TRG","","","3.90","LOQ","YES","-99","","0.257","0.001","2.43",""
"FT-FRB01-20180116","Modified EPA Method 537","Initial","1800153-10","Vista","375-85-
9","PFHpA","2.43","ng/L","U","0.288","LOD","","TRG","","","3.90","LOQ","YES","-99","","0.257","0.001","2.43",""
"FT-FRB01-20180116","Modified EPA Method 537","Initial","1800153-10","Vista","355-46-
4","PFHxS","2.43","ng/L","U","0.461","LOD","","TRG","","","3.90","LOQ","YES","-99","","0.257","0.001","2.43",""
"FT-FRB01-20180116","Modified EPA Method 537","Initial","1800153-10","Vista","335-67-
1","PFOA","2.43","ng/L","U","0.317","LOD","","TRG","","","3.90","LOQ","YES","-99","","0.257","0.001","2.43",""
"FT-FRB01-20180116","Modified EPA Method 537","Initial","1800153-10","Vista","1763-23-
1","PFOS","2.43","ng/L","U","0.393","LOD","","TRG","","","3.90","LOQ","YES","-99","","0.257","0.001","2.43",""
"FT-FRB01-20180116","Modified EPA Method 537","Initial","1800153-10","Vista","375-95-
1","PFNA","2.43","ng/L","U","0.395","LOD","","TRG","","","3.90","LOQ","YES","-99","","0.257","0.001","2.43",""
"FT-FRB01-20180116","Modified EPA Method 537","Initial","1800153-10","Vista","335-76-
2","PFDA","2.43","ng/L","U","0.726","LOD","","TRG","","","3.90","LOQ","YES","-99","","0.257","0.001","2.43",""

"FT-FRB01-20180116","Modified EPA Method 537","Initial","1800153-10","Vista","2355-31-9","MeFOSAA","2.43","ng/L","U","0.804","LOD","","TRG","","","3.90","LOQ","YES","-99","","0.257","0.001","2.43","",""
"FT-FRB01-20180116","Modified EPA Method 537","Initial","1800153-10","Vista","2058-94-8","PFUnA","2.43","ng/L","U","0.511","LOD","","TRG","","","3.90","LOQ","YES","-99","","0.257","0.001","2.43",""
"FT-FRB01-20180116","Modified EPA Method 537","Initial","1800153-10","Vista","2991-50-6","EtFOSAA","2.43","ng/L","U","0.667","LOD","","TRG","","","3.90","LOQ","YES","-99","","0.257","0.001","2.43","",""
"FT-FRB01-20180116","Modified EPA Method 537","Initial","1800153-10","Vista","307-55-1","PFDoA","2.43","ng/L","U","0.386","LOD","","TRG","","","3.90","LOQ","YES","-99","","0.257","0.001","2.43",""
"FT-FRB01-20180116","Modified EPA Method 537","Initial","1800153-10","Vista","72629-94-8","PFTrDA","2.43","ng/L","U","0.241","LOD","","TRG","","","3.90","LOQ","YES","-99","","0.257","0.001","2.43","",""
"FT-FRB01-20180116","Modified EPA Method 537","Initial","1800153-10","Vista","376-06-7","PFTeDA","2.43","ng/L","U","0.368","LOD","","TRG","","","3.90","LOQ","YES","-99","","0.257","0.001","2.43","",""
"FT-FRB01-20180116","Modified EPA Method 537","Initial","1800153-10","Vista","13C3-PFBS","13C3-PFBS","92.6","%R","","-99","NA","","IS","92.6","","-99","NA","YES","100","","0.257","0.001","-99",""
"FT-FRB01-20180116","Modified EPA Method 537","Initial","1800153-10","Vista","13C2-PFHxA","13C2-PFHxA","96.2","%R","","-99","NA","","IS","96.2","","-99","NA","YES","100","","0.257","0.001","-99",""
"FT-FRB01-20180116","Modified EPA Method 537","Initial","1800153-10","Vista","13C4-PFHpA","13C4-PFHpA","110","%R","","-99","NA","","IS","110","","-99","NA","YES","100","","0.257","0.001","-99",""
"FT-FRB01-20180116","Modified EPA Method 537","Initial","1800153-10","Vista","18O2-PFHxS","18O2-PFHxS","88.4","%R","","-99","NA","","IS","88.4","","-99","NA","YES","100","","0.257","0.001","-99",""
"FT-FRB01-20180116","Modified EPA Method 537","Initial","1800153-10","Vista","13C2-PFOA","13C2-PFOA","89.4","%R","","-99","NA","","IS","89.4","","-99","NA","YES","100","","0.257","0.001","-99",""
"FT-FRB01-20180116","Modified EPA Method 537","Initial","1800153-10","Vista","13C8-PFOS","13C8-PFOS","96.1","%R","","-99","NA","","IS","96.1","","-99","NA","YES","100","","0.257","0.001","-99",""
"FT-FRB01-20180116","Modified EPA Method 537","Initial","1800153-10","Vista","13C5-PFNA","13C5-PFNA","85.5","%R","","-99","NA","","IS","85.5","","-99","NA","YES","100","","0.257","0.001","-99",""
"FT-FRB01-20180116","Modified EPA Method 537","Initial","1800153-10","Vista","13C2-PFDA","13C2-PFDA","109","%R","","-99","NA","","IS","109","","-99","NA","YES","100","","0.257","0.001","-99",""
"FT-FRB01-20180116","Modified EPA Method 537","Initial","1800153-10","Vista","d3-MeFOSAA","d3-MeFOSAA","66.3","%R","","-99","NA","","IS","66.3","","-99","NA","YES","100","","0.257","0.001","-99",""
"FT-FRB01-20180116","Modified EPA Method 537","Initial","1800153-10","Vista","13C2-PFUnA","13C2-PFUnA","85.7","%R","","-99","NA","","IS","85.7","","-99","NA","YES","100","","0.257","0.001","-99",""
"FT-FRB01-20180116","Modified EPA Method 537","Initial","1800153-10","Vista","d5-EtFOSAA","d5-EtFOSAA","68.2","%R","","-99","NA","","IS","68.2","","-99","NA","YES","100","","0.257","0.001","-99",""
"FT-FRB01-20180116","Modified EPA Method 537","Initial","1800153-10","Vista","13C2-PFDoA","13C2-PFDoA","75.5","%R","","-99","NA","","IS","75.5","","-99","NA","YES","100","","0.257","0.001","-99",""
"FT-FRB01-20180116","Modified EPA Method 537","Initial","1800153-10","Vista","13C2-PFTeDA","13C2-PFTeDA","57.8","%R","","-99","NA","","IS","57.8","","-99","NA","YES","100","","0.257","0.001","-99",""
"FT-FRB02-20180117","Modified EPA Method 537","Initial","1800153-11","Vista","375-73-5","PFBS","2.77","ng/L","U","0.988","LOD","","TRG","","","4.42","LOQ","YES","-99","","0.226","0.001","2.77",""
"FT-FRB02-20180117","Modified EPA Method 537","Initial","1800153-11","Vista","307-24-4","PFHxA","2.77","ng/L","U","1.20","LOD","","TRG","","","4.42","LOQ","YES","-99","","0.226","0.001","2.77",""
"FT-FRB02-20180117","Modified EPA Method 537","Initial","1800153-11","Vista","375-85-9","PFHpA","2.77","ng/L","U","0.326","LOD","","TRG","","","4.42","LOQ","YES","-99","","0.226","0.001","2.77",""
"FT-FRB02-20180117","Modified EPA Method 537","Initial","1800153-11","Vista","355-46-4","PFHxS","2.77","ng/L","U","0.523","LOD","","TRG","","","4.42","LOQ","YES","-99","","0.226","0.001","2.77",""
"FT-FRB02-20180117","Modified EPA Method 537","Initial","1800153-11","Vista","335-67-1","PFOA","2.77","ng/L","U","0.359","LOD","","TRG","","","4.42","LOQ","YES","-99","","0.226","0.001","2.77",""
"FT-FRB02-20180117","Modified EPA Method 537","Initial","1800153-11","Vista","1763-23-1","PFOS","2.77","ng/L","U","0.446","LOD","","TRG","","","4.42","LOQ","YES","-99","","0.226","0.001","2.77",""

"FT-FRB02-20180117","Modified EPA Method 537","Initial","1800153-11","Vista","375-95-1","PFNA","2.77","ng/L","U","0.447","LOD","","TRG","","","4.42","LOQ","YES","-99","","0.226","0.001","2.77",""
"FT-FRB02-20180117","Modified EPA Method 537","Initial","1800153-11","Vista","335-76-2","PFDA","2.77","ng/L","U","0.823","LOD","","TRG","","","4.42","LOQ","YES","-99","","0.226","0.001","2.77",""
"FT-FRB02-20180117","Modified EPA Method 537","Initial","1800153-11","Vista","2355-31-9","MeFOSAA","2.77","ng/L","U","0.911","LOD","","TRG","","","4.42","LOQ","YES","-99","","0.226","0.001","2.77",""
"FT-FRB02-20180117","Modified EPA Method 537","Initial","1800153-11","Vista","2058-94-8","PFUnA","2.77","ng/L","U","0.580","LOD","","TRG","","","4.42","LOQ","YES","-99","","0.226","0.001","2.77",""
"FT-FRB02-20180117","Modified EPA Method 537","Initial","1800153-11","Vista","2991-50-6","EtFOSAA","2.77","ng/L","U","0.756","LOD","","TRG","","","4.42","LOQ","YES","-99","","0.226","0.001","2.77",""
"FT-FRB02-20180117","Modified EPA Method 537","Initial","1800153-11","Vista","307-55-1","PFDoA","2.77","ng/L","U","0.437","LOD","","TRG","","","4.42","LOQ","YES","-99","","0.226","0.001","2.77",""
"FT-FRB02-20180117","Modified EPA Method 537","Initial","1800153-11","Vista","72629-94-8","PFTrDA","2.77","ng/L","U","0.273","LOD","","TRG","","","4.42","LOQ","YES","-99","","0.226","0.001","2.77",""
"FT-FRB02-20180117","Modified EPA Method 537","Initial","1800153-11","Vista","376-06-7","PFTeDA","2.77","ng/L","U","0.417","LOD","","TRG","","","4.42","LOQ","YES","-99","","0.226","0.001","2.77",""
"FT-FRB02-20180117","Modified EPA Method 537","Initial","1800153-11","Vista","13C3-PFBS","13C3-PFBS","87.6","%R","","-99","NA","","IS","87.6","","-99","NA","YES","100","","0.226","0.001","-99",""
"FT-FRB02-20180117","Modified EPA Method 537","Initial","1800153-11","Vista","13C2-PFHxA","13C2-PFHxA","87.5","%R","","-99","NA","","IS","87.5","","-99","NA","YES","100","","0.226","0.001","-99",""
"FT-FRB02-20180117","Modified EPA Method 537","Initial","1800153-11","Vista","13C4-PFHpA","13C4-PFHpA","90.9","%R","","-99","NA","","IS","90.9","","-99","NA","YES","100","","0.226","0.001","-99",""
"FT-FRB02-20180117","Modified EPA Method 537","Initial","1800153-11","Vista","18O2-PFHxS","18O2-PFHxS","91.7","%R","","-99","NA","","IS","91.7","","-99","NA","YES","100","","0.226","0.001","-99",""
"FT-FRB02-20180117","Modified EPA Method 537","Initial","1800153-11","Vista","13C2-PFOA","13C2-PFOA","76.9","%R","","-99","NA","","IS","76.9","","-99","NA","YES","100","","0.226","0.001","-99",""
"FT-FRB02-20180117","Modified EPA Method 537","Initial","1800153-11","Vista","13C8-PFOS","13C8-PFOS","87.9","%R","","-99","NA","","IS","87.9","","-99","NA","YES","100","","0.226","0.001","-99",""
"FT-FRB02-20180117","Modified EPA Method 537","Initial","1800153-11","Vista","13C5-PFNA","13C5-PFNA","64.5","%R","","-99","NA","","IS","64.5","","-99","NA","YES","100","","0.226","0.001","-99",""
"FT-FRB02-20180117","Modified EPA Method 537","Initial","1800153-11","Vista","13C2-PFDA","13C2-PFDA","88.2","%R","","-99","NA","","IS","88.2","","-99","NA","YES","100","","0.226","0.001","-99",""
"FT-FRB02-20180117","Modified EPA Method 537","Initial","1800153-11","Vista","d3-MeFOSAA","d3-MeFOSAA","65.7","%R","","-99","NA","","IS","65.7","","-99","NA","YES","100","","0.226","0.001","-99",""
"FT-FRB02-20180117","Modified EPA Method 537","Initial","1800153-11","Vista","13C2-PFUnA","13C2-PFUnA","58.2","%R","","-99","NA","","IS","58.2","","-99","NA","YES","100","","0.226","0.001","-99",""
"FT-FRB02-20180117","Modified EPA Method 537","Initial","1800153-11","Vista","d5-EtFOSAA","d5-EtFOSAA","59.9","%R","","-99","NA","","IS","59.9","","-99","NA","YES","100","","0.226","0.001","-99",""
"FT-FRB02-20180117","Modified EPA Method 537","Initial","1800153-11","Vista","13C2-PFDoA","13C2-PFDoA","41.4","%R","H","-99","NA","","IS","41.4","","-99","NA","YES","100","","0.226","0.001","-99",""
"FT-FRB02-20180117","Modified EPA Method 537","Initial","1800153-11","Vista","13C2-PFTeDA","13C2-PFTeDA","40.7","%R","H","-99","NA","","IS","40.7","","-99","NA","YES","100","","0.226","0.001","-99",""
"FT-FB02-20180117","EPA Method 537","Initial","1800153-12","Vista","375-73-5","PFBS","4.79","ng/L","U","0.424","LOD","","TRG","","","9.57","LOQ","YES","-99","","0.261","0.001","4.79",""
"FT-FB02-20180117","EPA Method 537","Initial","1800153-12","Vista","307-24-4","PFHxA","0.939","ng/L","J,B","0.634","LOD","","TRG","","","9.57","LOQ","YES","-99","","0.261","0.001","4.79",""
"FT-FB02-20180117","EPA Method 537","Initial","1800153-12","Vista","375-85-9","PFHpA","4.79","ng/L","U","0.510","LOD","","TRG","","","9.57","LOQ","YES","-99","","0.261","0.001","4.79",""
"FT-FB02-20180117","EPA Method 537","Initial","1800153-12","Vista","355-46-4","PFHxS","4.79","ng/L","U","0.397","LOD","","TRG","","","9.57","LOQ","YES","-99","","0.261","0.001","4.79",""

"FT-FB02-20180117","EPA Method 537","Initial","1800153-12","Vista","335-67-1","PFOA","4.79","ng/L","U","1.03","LOD","","TRG","","","9.57","LOQ","YES","-99","","0.261","0.001","4.79",""
"FT-FB02-20180117","EPA Method 537","Initial","1800153-12","Vista","375-95-1","PFNA","4.79","ng/L","U","1.38","LOD","","TRG","","","9.57","LOQ","YES","-99","","0.261","0.001","4.79",""
"FT-FB02-20180117","EPA Method 537","Initial","1800153-12","Vista","1763-23-1","PFOS","4.79","ng/L","U","0.995","LOD","","TRG","","","9.57","LOQ","YES","-99","","0.261","0.001","4.79",""
"FT-FB02-20180117","EPA Method 537","Initial","1800153-12","Vista","335-76-2","PFDA","4.79","ng/L","U","1.22","LOD","","TRG","","","9.57","LOQ","YES","-99","","0.261","0.001","4.79",""
"FT-FB02-20180117","EPA Method 537","Initial","1800153-12","Vista","2355-31-9","MeFOSAA","4.79","ng/L","U","2.91","LOD","","TRG","","","9.57","LOQ","YES","-99","","0.261","0.001","4.79","",""
"FT-FB02-20180117","EPA Method 537","Initial","1800153-12","Vista","2991-50-6","EtFOSAA","4.79","ng/L","U","1.85","LOD","","TRG","","","9.57","LOQ","YES","-99","","0.261","0.001","4.79",""
"FT-FB02-20180117","EPA Method 537","Initial","1800153-12","Vista","2058-94-8","PFUnA","4.79","ng/L","U","0.244","LOD","","TRG","","","9.57","LOQ","YES","-99","","0.261","0.001","4.79",""
"FT-FB02-20180117","EPA Method 537","Initial","1800153-12","Vista","307-55-1","PFDoA","4.79","ng/L","U","0.911","LOD","","TRG","","","9.57","LOQ","YES","-99","","0.261","0.001","4.79",""
"FT-FB02-20180117","EPA Method 537","Initial","1800153-12","Vista","72629-94-8","PFTrDA","4.79","ng/L","U","0.902","LOD","","TRG","","","9.57","LOQ","YES","-99","","0.261","0.001","4.79",""
"FT-FB02-20180117","EPA Method 537","Initial","1800153-12","Vista","376-06-7","PFTeDA","4.79","ng/L","U","0.743","LOD","","TRG","","","9.57","LOQ","YES","-99","","0.261","0.001","4.79",""
"FT-FB02-20180117","EPA Method 537","Initial","1800153-12","Vista","13C2-PFHxA","13C2-PFHxA","92.5","%R","","-99","NA","","SURR","92.5","","-99","NA","YES","100","","0.261","0.001","-99",""
"FT-FB02-20180117","EPA Method 537","Initial","1800153-12","Vista","13C2-PFDA","13C2-PFDA","78.4","%R","","-99","NA","","SURR","78.4","","-99","NA","YES","100","","0.261","0.001","-99",""
"FT-FB02-20180117","EPA Method 537","Initial","1800153-12","Vista","d5-EtFOSAA","d5-EtFOSAA","88.9","%R","","-99","NA","","SURR","88.9","","-99","NA","YES","100","","0.261","0.001","-99",""
"B8A0134-BLK1","Modified EPA Method 537","Initial","B8A0134-BLK1","Vista","375-73-5","PFBS","2.50","ng/L","U","0.895","LOD","","TRG","","","4.00","LOQ","YES","-99","","0.250","0.001","2.50",""
"B8A0134-BLK1","Modified EPA Method 537","Initial","B8A0134-BLK1","Vista","307-24-4","PFHxA","2.50","ng/L","U","1.09","LOD","","TRG","","","4.00","LOQ","YES","-99","","0.250","0.001","2.50",""
"B8A0134-BLK1","Modified EPA Method 537","Initial","B8A0134-BLK1","Vista","375-85-9","PFHpA","2.50","ng/L","U","0.296","LOD","","TRG","","","4.00","LOQ","YES","-99","","0.250","0.001","2.50",""
"B8A0134-BLK1","Modified EPA Method 537","Initial","B8A0134-BLK1","Vista","355-46-4","PFHxS","2.50","ng/L","U","0.474","LOD","","TRG","","","4.00","LOQ","YES","-99","","0.250","0.001","2.50",""
"B8A0134-BLK1","Modified EPA Method 537","Initial","B8A0134-BLK1","Vista","335-67-1","PFOA","2.50","ng/L","U","0.326","LOD","","TRG","","","4.00","LOQ","YES","-99","","0.250","0.001","2.50",""
"B8A0134-BLK1","Modified EPA Method 537","Initial","B8A0134-BLK1","Vista","1763-23-1","PFOS","2.50","ng/L","U","0.404","LOD","","TRG","","","4.00","LOQ","YES","-99","","0.250","0.001","2.50",""
"B8A0134-BLK1","Modified EPA Method 537","Initial","B8A0134-BLK1","Vista","375-95-1","PFNA","2.50","ng/L","U","0.405","LOD","","TRG","","","4.00","LOQ","YES","-99","","0.250","0.001","2.50",""
"B8A0134-BLK1","Modified EPA Method 537","Initial","B8A0134-BLK1","Vista","335-76-2","PFDA","2.50","ng/L","U","0.745","LOD","","TRG","","","4.00","LOQ","YES","-99","","0.250","0.001","2.50",""
"B8A0134-BLK1","Modified EPA Method 537","Initial","B8A0134-BLK1","Vista","2355-31-9","MeFOSAA","2.50","ng/L","U","0.825","LOD","","TRG","","","4.00","LOQ","YES","-99","","0.250","0.001","2.50","",""
"B8A0134-BLK1","Modified EPA Method 537","Initial","B8A0134-BLK1","Vista","2058-94-8","PFUnA","2.50","ng/L","U","0.525","LOD","","TRG","","","4.00","LOQ","YES","-99","","0.250","0.001","2.50",""
"B8A0134-BLK1","Modified EPA Method 537","Initial","B8A0134-BLK1","Vista","2991-50-6","EtFOSAA","2.50","ng/L","U","0.685","LOD","","TRG","","","4.00","LOQ","YES","-99","","0.250","0.001","2.50","",""

"B8A0134-BLK1","Modified EPA Method 537","Initial","B8A0134-BLK1","Vista","307-55-1","PFDoA","2.50","ng/L","U","0.396","LOD","","TRG","","","4.00","LOQ","YES","-99","","0.250","0.001","2.50",""
"B8A0134-BLK1","Modified EPA Method 537","Initial","B8A0134-BLK1","Vista","72629-94-8","PFTrDA","2.50","ng/L","U","0.247","LOD","","TRG","","","4.00","LOQ","YES","-99","","0.250","0.001","2.50",""
"B8A0134-BLK1","Modified EPA Method 537","Initial","B8A0134-BLK1","Vista","376-06-7","PFTeDA","2.50","ng/L","U","0.378","LOD","","TRG","","","4.00","LOQ","YES","-99","","0.250","0.001","2.50",""
"B8A0134-BLK1","Modified EPA Method 537","Initial","B8A0134-BLK1","Vista","13C3-PFBS","13C3-PFBS","98.2","%R","","-99","NA","","IS","98.2","","-99","NA","YES","100","","0.250","0.001","-99",""
"B8A0134-BLK1","Modified EPA Method 537","Initial","B8A0134-BLK1","Vista","13C2-PFHxA","13C2-PFHxA","100","%R","","-99","NA","","IS","100","","-99","NA","YES","100","","0.250","0.001","-99",""
"B8A0134-BLK1","Modified EPA Method 537","Initial","B8A0134-BLK1","Vista","13C4-PFHpA","13C4-PFHpA","97.6","%R","","-99","NA","","IS","97.6","","-99","NA","YES","100","","0.250","0.001","-99",""
"B8A0134-BLK1","Modified EPA Method 537","Initial","B8A0134-BLK1","Vista","18O2-PFHxS","18O2-PFHxS","88.0","%R","","-99","NA","","IS","88.0","","-99","NA","YES","100","","0.250","0.001","-99",""
"B8A0134-BLK1","Modified EPA Method 537","Initial","B8A0134-BLK1","Vista","13C2-PFOA","13C2-PFOA","83.0","%R","","-99","NA","","IS","83.0","","-99","NA","YES","100","","0.250","0.001","-99",""
"B8A0134-BLK1","Modified EPA Method 537","Initial","B8A0134-BLK1","Vista","13C8-PFOS","13C8-PFOS","100","%R","","-99","NA","","IS","100","","-99","NA","YES","100","","0.250","0.001","-99",""
"B8A0134-BLK1","Modified EPA Method 537","Initial","B8A0134-BLK1","Vista","13C5-PFNA","13C5-PFNA","102","%R","","-99","NA","","IS","102","","-99","NA","YES","100","","0.250","0.001","-99",""
"B8A0134-BLK1","Modified EPA Method 537","Initial","B8A0134-BLK1","Vista","13C2-PFDA","13C2-PFDA","85.9","%R","","-99","NA","","IS","85.9","","-99","NA","YES","100","","0.250","0.001","-99",""
"B8A0134-BLK1","Modified EPA Method 537","Initial","B8A0134-BLK1","Vista","d3-MeFOSAA","d3-MeFOSAA","99.6","%R","","-99","NA","","IS","99.6","","-99","NA","YES","100","","0.250","0.001","-99",""
"B8A0134-BLK1","Modified EPA Method 537","Initial","B8A0134-BLK1","Vista","13C2-PFUnA","13C2-PFUnA","115","%R","","-99","NA","","IS","115","","-99","NA","YES","100","","0.250","0.001","-99",""
"B8A0134-BLK1","Modified EPA Method 537","Initial","B8A0134-BLK1","Vista","d5-EtFOSAA","d5-EtFOSAA","97.1","%R","","-99","NA","","IS","97.1","","-99","NA","YES","100","","0.250","0.001","-99",""
"B8A0134-BLK1","Modified EPA Method 537","Initial","B8A0134-BLK1","Vista","13C2-PFDoA","13C2-PFDoA","91.3","%R","","-99","NA","","IS","91.3","","-99","NA","YES","100","","0.250","0.001","-99",""
"B8A0134-BLK1","Modified EPA Method 537","Initial","B8A0134-BLK1","Vista","13C2-PFTeDA","13C2-PFTeDA","92.4","%R","","-99","NA","","IS","92.4","","-99","NA","YES","100","","0.250","0.001","-99",""
"B8A0134-BS1","Modified EPA Method 537","Initial","B8A0134-BS1","Vista","375-73-5","PFBS","46.4","ng/L","","0.895","LOD","","TRG","116","","4.00","LOQ","YES","40.0","","0.250","0.001","2.50",""
"B8A0134-BS1","Modified EPA Method 537","Initial","B8A0134-BS1","Vista","307-24-4","PFHxA","45.7","ng/L","","1.09","LOD","","TRG","114","","4.00","LOQ","YES","40.0","","0.250","0.001","2.50",""
"B8A0134-BS1","Modified EPA Method 537","Initial","B8A0134-BS1","Vista","375-85-9","PFHpA","39.5","ng/L","","0.296","LOD","","TRG","98.7","","4.00","LOQ","YES","40.0","","0.250","0.001","2.50","",""
"B8A0134-BS1","Modified EPA Method 537","Initial","B8A0134-BS1","Vista","355-46-4","PFHxS","39.9","ng/L","","0.474","LOD","","TRG","99.8","","4.00","LOQ","YES","40.0","","0.250","0.001","2.50","",""
"B8A0134-BS1","Modified EPA Method 537","Initial","B8A0134-BS1","Vista","335-67-1","PFOA","40.8","ng/L","","0.326","LOD","","TRG","102","","4.00","LOQ","YES","40.0","","0.250","0.001","2.50",""
"B8A0134-BS1","Modified EPA Method 537","Initial","B8A0134-BS1","Vista","1763-23-1","PFOS","42.0","ng/L","","0.404","LOD","","TRG","105","","4.00","LOQ","YES","40.0","","0.250","0.001","2.50",""
"B8A0134-BS1","Modified EPA Method 537","Initial","B8A0134-BS1","Vista","375-95-1","PFNA","41.2","ng/L","","0.405","LOD","","TRG","103","","4.00","LOQ","YES","40.0","","0.250","0.001","2.50",

""
"B8A0134-BS1","Modified EPA Method 537","Initial","B8A0134-BS1","Vista","335-76-2","PFDA","44.0","ng/L","","0.745","LOD","","TRG","110","","4.00","LOQ","YES","40.0","","0.250","0.001","2.50",""
"B8A0134-BS1","Modified EPA Method 537","Initial","B8A0134-BS1","Vista","2355-31-9","MeFOSAA","42.5","ng/L","","0.825","LOD","","TRG","106","","4.00","LOQ","YES","40.0","","0.250","0.001","2.50",""
"B8A0134-BS1","Modified EPA Method 537","Initial","B8A0134-BS1","Vista","2058-94-8","PFUnA","34.5","ng/L","","0.525","LOD","","TRG","86.2","","4.00","LOQ","YES","40.0","","0.250","0.001","2.50","",""
"B8A0134-BS1","Modified EPA Method 537","Initial","B8A0134-BS1","Vista","2991-50-6","EtFOSAA","45.6","ng/L","","0.685","LOD","","TRG","114","","4.00","LOQ","YES","40.0","","0.250","0.001","2.50",""
"B8A0134-BS1","Modified EPA Method 537","Initial","B8A0134-BS1","Vista","307-55-1","PFDoA","30.3","ng/L","","0.396","LOD","","TRG","75.7","","4.00","LOQ","YES","40.0","","0.250","0.001","2.50","",""
"B8A0134-BS1","Modified EPA Method 537","Initial","B8A0134-BS1","Vista","72629-94-8","PFTrDA","28.0","ng/L","","0.247","LOD","","TRG","70.0","","4.00","LOQ","YES","40.0","","0.250","0.001","2.50",""
"B8A0134-BS1","Modified EPA Method 537","Initial","B8A0134-BS1","Vista","376-06-7","PFTeDA","42.4","ng/L","","0.378","LOD","","TRG","106","","4.00","LOQ","YES","40.0","","0.250","0.001","2.50",""
"B8A0134-BS1","Modified EPA Method 537","Initial","B8A0134-BS1","Vista","13C3-PFBS","13C3-PFBS","104","%R","","-99","NA","","IS","104","","-99","NA","YES","100","","0.250","0.001","-99",""
"B8A0134-BS1","Modified EPA Method 537","Initial","B8A0134-BS1","Vista","13C2-PFHxA","13C2-PFHxA","102","%R","","-99","NA","","IS","102","","-99","NA","YES","100","","0.250","0.001","-99",""
"B8A0134-BS1","Modified EPA Method 537","Initial","B8A0134-BS1","Vista","13C4-PFHpA","13C4-PFHpA","94.2","%R","","-99","NA","","IS","94.2","","-99","NA","YES","100","","0.250","0.001","-99",""
"B8A0134-BS1","Modified EPA Method 537","Initial","B8A0134-BS1","Vista","18O2-PFHxS","18O2-PFHxS","108","%R","","-99","NA","","IS","108","","-99","NA","YES","100","","0.250","0.001","-99",""
"B8A0134-BS1","Modified EPA Method 537","Initial","B8A0134-BS1","Vista","13C2-PFOA","13C2-PFOA","98.3","%R","","-99","NA","","IS","98.3","","-99","NA","YES","100","","0.250","0.001","-99",""
"B8A0134-BS1","Modified EPA Method 537","Initial","B8A0134-BS1","Vista","13C8-PFOS","13C8-PFOS","83.6","%R","","-99","NA","","IS","83.6","","-99","NA","YES","100","","0.250","0.001","-99",""
"B8A0134-BS1","Modified EPA Method 537","Initial","B8A0134-BS1","Vista","13C5-PFNA","13C5-PFNA","102","%R","","-99","NA","","IS","102","","-99","NA","YES","100","","0.250","0.001","-99",""
"B8A0134-BS1","Modified EPA Method 537","Initial","B8A0134-BS1","Vista","13C2-PFDA","13C2-PFDA","78.3","%R","","-99","NA","","IS","78.3","","-99","NA","YES","100","","0.250","0.001","-99",""
"B8A0134-BS1","Modified EPA Method 537","Initial","B8A0134-BS1","Vista","d3-MeFOSAA","d3-MeFOSAA","64.8","%R","","-99","NA","","IS","64.8","","-99","NA","YES","100","","0.250","0.001","-99",""
"B8A0134-BS1","Modified EPA Method 537","Initial","B8A0134-BS1","Vista","13C2-PFUnA","13C2-PFUnA","86.9","%R","","-99","NA","","IS","86.9","","-99","NA","YES","100","","0.250","0.001","-99",""
"B8A0134-BS1","Modified EPA Method 537","Initial","B8A0134-BS1","Vista","d5-EtFOSAA","d5-EtFOSAA","77.9","%R","","-99","NA","","IS","77.9","","-99","NA","YES","100","","0.250","0.001","-99",""
"B8A0134-BS1","Modified EPA Method 537","Initial","B8A0134-BS1","Vista","13C2-PFDoA","13C2-PFDoA","93.5","%R","","-99","NA","","IS","93.5","","-99","NA","YES","100","","0.250","0.001","-99",""
"B8A0134-BS1","Modified EPA Method 537","Initial","B8A0134-BS1","Vista","13C2-PFTeDA","13C2-PFTeDA","81.0","%R","","-99","NA","","IS","81.0","","-99","NA","YES","100","","0.250","0.001","-99",""
"B8A0134-MS1","Modified EPA Method 537","Initial","B8A0134-MS1","Vista","375-73-5","PFBS","63.8","ng/L","","1.01","LOD","","TRG","112","","4.50","LOQ","YES","45.0","FT-TW507-1924","0.222","0.001","2.82",""
"B8A0134-MS1","Modified EPA Method 537","Initial","B8A0134-MS1","Vista","307-24-4","PFHxA","259","ng/L","H","1.23","LOD","","TRG","59.4","","4.50","LOQ","YES","45.0","FT-TW507-1924","0.222","0.001","2.82",""

"B8A0134-MS1","Modified EPA Method 537","Initial","B8A0134-MS1","Vista","375-85-9","PFHpA","322","ng/L","H","0.333","LOD","","TRG","145","","4.50","LOQ","YES","45.0","FT-TW507-1924","0.222","0.001","2.82",""
"B8A0134-MS1","Modified EPA Method 537","Initial","B8A0134-MS1","Vista","355-46-4","PFHxS","954","ng/L","H","0.533","LOD","","TRG","354","","4.50","LOQ","YES","45.0","FT-TW507-1924","0.222","0.001","2.82",""
"B8A0134-MS1","Modified EPA Method 537","Initial","B8A0134-MS1","Vista","335-67-1","PFOA","607","ng/L","H","0.366","LOD","","TRG","-91.7","","4.50","LOQ","YES","45.0","FT-TW507-1924","0.222","0.001","2.82",""
"B8A0134-MS1","Modified EPA Method 537","Initial","B8A0134-MS1","Vista","1763-23-1","PFOS","55.8","ng/L","H","0.454","LOD","","TRG","31.6","","4.50","LOQ","YES","45.0","FT-TW507-1924","0.222","0.001","2.82",""
"B8A0134-MS1","Modified EPA Method 537","Initial","B8A0134-MS1","Vista","375-95-1","PFNA","497","ng/L","H","0.456","LOD","","TRG","144","","4.50","LOQ","YES","45.0","FT-TW507-1924","0.222","0.001","2.82",""
"B8A0134-MS1","Modified EPA Method 537","Initial","B8A0134-MS1","Vista","335-76-2","PFDA","47.0","ng/L","","0.839","LOD","","TRG","104","","4.50","LOQ","YES","45.0","FT-TW507-1924","0.222","0.001","2.82",""
"B8A0134-MS1","Modified EPA Method 537","Initial","B8A0134-MS1","Vista","2355-31-9","MeFOSAA","43.0","ng/L","","0.929","LOD","","TRG","95.5","","4.50","LOQ","YES","45.0","FT-TW507-1924","0.222","0.001","2.82",""
"B8A0134-MS1","Modified EPA Method 537","Initial","B8A0134-MS1","Vista","2058-94-8","PFUnA","41.6","ng/L","","0.591","LOD","","TRG","92.5","","4.50","LOQ","YES","45.0","FT-TW507-1924","0.222","0.001","2.82",""
"B8A0134-MS1","Modified EPA Method 537","Initial","B8A0134-MS1","Vista","2991-50-6","EtFOSAA","45.2","ng/L","","0.771","LOD","","TRG","100","","4.50","LOQ","YES","45.0","FT-TW507-1924","0.222","0.001","2.82",""
"B8A0134-MS1","Modified EPA Method 537","Initial","B8A0134-MS1","Vista","307-55-1","PFDoA","43.6","ng/L","","0.446","LOD","","TRG","96.8","","4.50","LOQ","YES","45.0","FT-TW507-1924","0.222","0.001","2.82",""
"B8A0134-MS1","Modified EPA Method 537","Initial","B8A0134-MS1","Vista","72629-94-8","PFTrDA","42.6","ng/L","","0.278","LOD","","TRG","94.7","","4.50","LOQ","YES","45.0","FT-TW507-1924","0.222","0.001","2.82",""
"B8A0134-MS1","Modified EPA Method 537","Initial","B8A0134-MS1","Vista","376-06-7","PFTeDA","45.7","ng/L","","0.425","LOD","","TRG","102","","4.50","LOQ","YES","45.0","FT-TW507-1924","0.222","0.001","2.82",""
"B8A0134-MS1","Modified EPA Method 537","Initial","B8A0134-MS1","Vista","13C3-PFBS","13C3-PFBS","104","%R","","-99","NA","","IS","104","","-99","NA","YES","100","FT-TW507-1924","0.222","0.001","-99",""
"B8A0134-MS1","Modified EPA Method 537","Initial","B8A0134-MS1","Vista","13C2-PFHxA","13C2-PFHxA","95.8","%R","","-99","NA","","IS","95.8","","-99","NA","YES","100","FT-TW507-1924","0.222","0.001","-99",""
"B8A0134-MS1","Modified EPA Method 537","Initial","B8A0134-MS1","Vista","13C4-PFHpA","13C4-PFHpA","93.4","%R","","-99","NA","","IS","93.4","","-99","NA","YES","100","FT-TW507-1924","0.222","0.001","-99",""
"B8A0134-MS1","Modified EPA Method 537","Initial","B8A0134-MS1","Vista","18O2-PFHxS","18O2-PFHxS","92.6","%R","","-99","NA","","IS","92.6","","-99","NA","YES","100","FT-TW507-1924","0.222","0.001","-99",""
"B8A0134-MS1","Modified EPA Method 537","Initial","B8A0134-MS1","Vista","13C2-PFOA","13C2-PFOA","96.6","%R","","-99","NA","","IS","96.6","","-99","NA","YES","100","FT-TW507-1924","0.222","0.001","-99",""
"B8A0134-MS1","Modified EPA Method 537","Initial","B8A0134-MS1","Vista","13C8-PFOS","13C8-PFOS","94.8","%R","","-99","NA","","IS","94.8","","-99","NA","YES","100","FT-TW507-1924","0.222","0.001","-99",""

"B8A0134-MS1","Modified EPA Method 537","Initial","B8A0134-MS1","Vista","13C5-PFNA","13C5-PFNA","100","%R","","-99","NA","","IS","100","","-99","NA","YES","100","FT-TW507-1924","0.222","0.001","-99",""
"B8A0134-MS1","Modified EPA Method 537","Initial","B8A0134-MS1","Vista","13C2-PFDA","13C2-PFDA","89.4","%R","","-99","NA","","IS","89.4","","-99","NA","YES","100","FT-TW507-1924","0.222","0.001","-99",""
"B8A0134-MS1","Modified EPA Method 537","Initial","B8A0134-MS1","Vista","d3-MeFOSAA","d3-MeFOSAA","76.7","%R","","-99","NA","","IS","76.7","","-99","NA","YES","100","FT-TW507-1924","0.222","0.001","-99",""
"B8A0134-MS1","Modified EPA Method 537","Initial","B8A0134-MS1","Vista","13C2-PFUnA","13C2-PFUnA","88.0","%R","","-99","NA","","IS","88.0","","-99","NA","YES","100","FT-TW507-1924","0.222","0.001","-99",""
"B8A0134-MS1","Modified EPA Method 537","Initial","B8A0134-MS1","Vista","d5-EtFOSAA","d5-EtFOSAA","86.0","%R","","-99","NA","","IS","86.0","","-99","NA","YES","100","FT-TW507-1924","0.222","0.001","-99",""
"B8A0134-MS1","Modified EPA Method 537","Initial","B8A0134-MS1","Vista","13C2-PFDoA","13C2-PFDoA","86.7","%R","","-99","NA","","IS","86.7","","-99","NA","YES","100","FT-TW507-1924","0.222","0.001","-99",""
"B8A0134-MS1","Modified EPA Method 537","Initial","B8A0134-MS1","Vista","13C2-PFTeDA","13C2-PFTeDA","61.9","%R","","-99","NA","","IS","61.9","","-99","NA","YES","100","FT-TW507-1924","0.222","0.001","-99",""
"B8A0134-MSD1","Modified EPA Method 537","Initial","B8A0134-MSD1","Vista","375-73-5","PFBS","64.4","ng/L","","0.957","LOD","","TRG","119","6.06","4.28","LOQ","YES","42.8","FT-TW507-1924","0.234","0.001","2.67",""
"B8A0134-MSD1","Modified EPA Method 537","Initial","B8A0134-MSD1","Vista","307-24-4","PFHxA","244","ng/L","H","1.17","LOD","","TRG","28.1","71.5","4.28","LOQ","YES","42.8","FT-TW507-1924","0.234","0.001","2.67",""
"B8A0134-MSD1","Modified EPA Method 537","Initial","B8A0134-MSD1","Vista","375-85-9","PFHpA","290","ng/L","H","0.316","LOD","","TRG","79.3","58.6","4.28","LOQ","YES","42.8","FT-TW507-1924","0.234","0.001","2.67",""
"B8A0134-MSD1","Modified EPA Method 537","Initial","B8A0134-MSD1","Vista","355-46-4","PFHxS","895","ng/L","H","0.506","LOD","","TRG","236","40.0","4.28","LOQ","YES","42.8","FT-TW507-1924","0.234","0.001","2.67",""
"B8A0134-MSD1","Modified EPA Method 537","Initial","B8A0134-MSD1","Vista","335-67-1","PFOA","646","ng/L","H","0.348","LOD","","TRG","-6.09","175","4.28","LOQ","YES","42.8","FT-TW507-1924","0.234","0.001","2.67",""
"B8A0134-MSD1","Modified EPA Method 537","Initial","B8A0134-MSD1","Vista","1763-23-1","PFOS","51.6","ng/L","H","0.431","LOD","","TRG","23.4","29.8","4.28","LOQ","YES","42.8","FT-TW507-1924","0.234","0.001","2.67",""
"B8A0134-MSD1","Modified EPA Method 537","Initial","B8A0134-MSD1","Vista","375-95-1","PFNA","536","ng/L","H","0.433","LOD","","TRG","243","51.2","4.28","LOQ","YES","42.8","FT-TW507-1924","0.234","0.001","2.67",""
"B8A0134-MSD1","Modified EPA Method 537","Initial","B8A0134-MSD1","Vista","335-76-2","PFDA","43.1","ng/L","","0.796","LOD","","TRG","101","2.93","4.28","LOQ","YES","42.8","FT-TW507-1924","0.234","0.001","2.67",""
"B8A0134-MSD1","Modified EPA Method 537","Initial","B8A0134-MSD1","Vista","2355-31-9","MeFOSAA","43.6","ng/L","","0.882","LOD","","TRG","102","6.58","4.28","LOQ","YES","42.8","FT-TW507-1924","0.234","0.001","2.67",""
"B8A0134-MSD1","Modified EPA Method 537","Initial","B8A0134-MSD1","Vista","2058-94-8","PFUnA","43.3","ng/L","","0.561","LOD","","TRG","101","8.79","4.28","LOQ","YES","42.8","FT-TW507-1924","0.234","0.001","2.67",""
"B8A0134-MSD1","Modified EPA Method 537","Initial","B8A0134-MSD1","Vista","2991-50-6","EtFOSAA","49.7","ng/L","","0.732","LOD","","TRG","116","14.8","4.28","LOQ","YES","42.8","FT-TW507-1924","0.234","0.001","2.67",""

"B8A0134-MSD1","Modified EPA Method 537","Initial","B8A0134-MSD1","Vista","307-55-1","PFDoA","35.6","ng/L","","0.423","LOD","","TRG","83.1","15.2","4.28","LOQ","YES","42.8","FT-TW507-1924","0.234","0.001","2.67",""
"B8A0134-MSD1","Modified EPA Method 537","Initial","B8A0134-MSD1","Vista","72629-94-8","PFTrDA","39.6","ng/L","","0.264","LOD","","TRG","92.5","2.35","4.28","LOQ","YES","42.8","FT-TW507-1924","0.234","0.001","2.67",""
"B8A0134-MSD1","Modified EPA Method 537","Initial","B8A0134-MSD1","Vista","376-06-7","PFTeDA","46.7","ng/L","","0.403","LOD","","TRG","109","6.64","4.28","LOQ","YES","42.8","FT-TW507-1924","0.234","0.001","2.67",""
"B8A0134-MSD1","Modified EPA Method 537","Initial","B8A0134-MSD1","Vista","13C3-PFBS","13C3-PFBS","98.7","%R","","-99","NA","","IS","98.7","","-99","NA","YES","100","FT-TW507-1924","0.234","0.001","-99",""
"B8A0134-MSD1","Modified EPA Method 537","Initial","B8A0134-MSD1","Vista","13C2-PFHxA","13C2-PFHxA","95.1","%R","","-99","NA","","IS","95.1","","-99","NA","YES","100","FT-TW507-1924","0.234","0.001","-99",""
"B8A0134-MSD1","Modified EPA Method 537","Initial","B8A0134-MSD1","Vista","13C4-PFHpA","13C4-PFHpA","105","%R","","-99","NA","","IS","105","","-99","NA","YES","100","FT-TW507-1924","0.234","0.001","-99",""
"B8A0134-MSD1","Modified EPA Method 537","Initial","B8A0134-MSD1","Vista","18O2-PFHxS","18O2-PFHxS","103","%R","","-99","NA","","IS","103","","-99","NA","YES","100","FT-TW507-1924","0.234","0.001","-99",""
"B8A0134-MSD1","Modified EPA Method 537","Initial","B8A0134-MSD1","Vista","13C2-PFOA","13C2-PFOA","85.8","%R","","-99","NA","","IS","85.8","","-99","NA","YES","100","FT-TW507-1924","0.234","0.001","-99",""
"B8A0134-MSD1","Modified EPA Method 537","Initial","B8A0134-MSD1","Vista","13C8-PFOS","13C8-PFOS","99.0","%R","","-99","NA","","IS","99.0","","-99","NA","YES","100","FT-TW507-1924","0.234","0.001","-99",""
"B8A0134-MSD1","Modified EPA Method 537","Initial","B8A0134-MSD1","Vista","13C5-PFNA","13C5-PFNA","89.8","%R","","-99","NA","","IS","89.8","","-99","NA","YES","100","FT-TW507-1924","0.234","0.001","-99",""
"B8A0134-MSD1","Modified EPA Method 537","Initial","B8A0134-MSD1","Vista","13C2-PFDA","13C2-PFDA","84.2","%R","","-99","NA","","IS","84.2","","-99","NA","YES","100","FT-TW507-1924","0.234","0.001","-99",""
"B8A0134-MSD1","Modified EPA Method 537","Initial","B8A0134-MSD1","Vista","d3-MeFOSAA","d3-MeFOSAA","105","%R","","-99","NA","","IS","105","","-99","NA","YES","100","FT-TW507-1924","0.234","0.001","-99",""
"B8A0134-MSD1","Modified EPA Method 537","Initial","B8A0134-MSD1","Vista","13C2-PFUnA","13C2-PFUnA","112","%R","","-99","NA","","IS","112","","-99","NA","YES","100","FT-TW507-1924","0.234","0.001","-99",""
"B8A0134-MSD1","Modified EPA Method 537","Initial","B8A0134-MSD1","Vista","d5-EtFOSAA","d5-EtFOSAA","98.1","%R","","-99","NA","","IS","98.1","","-99","NA","YES","100","FT-TW507-1924","0.234","0.001","-99",""
"B8A0134-MSD1","Modified EPA Method 537","Initial","B8A0134-MSD1","Vista","13C2-PFDoA","13C2-PFDoA","101","%R","","-99","NA","","IS","101","","-99","NA","YES","100","FT-TW507-1924","0.234","0.001","-99",""
"B8A0134-MSD1","Modified EPA Method 537","Initial","B8A0134-MSD1","Vista","13C2-PFTeDA","13C2-PFTeDA","87.9","%R","","-99","NA","","IS","87.9","","-99","NA","YES","100","FT-TW507-1924","0.234","0.001","-99",""
"B8A0146-BLK1","EPA Method 537","Initial","B8A0146-BLK1","Vista","375-73-5","PFBS","5.00","ng/L","U","0.443","LOD","","TRG","","","10.0","LOQ","YES","-99","","0.250","0.001","5.00",""
"B8A0146-BLK1","EPA Method 537","Initial","B8A0146-BLK1","Vista","307-24-4","PFHxA","1.28","ng/L","J","0.663","LOD","","TRG","","","10.0","LOQ","YES","-99","","0.250","0.001","5.00",""
"B8A0146-BLK1","EPA Method 537","Initial","B8A0146-BLK1","Vista","375-85-9","PFHpA","5.00","ng/L","U","0.533","LOD","","TRG","","","10.0","LOQ","YES","-99","","0.250","0.001","5.00",""

"B8A0146-BLK1","EPA Method 537","Initial","B8A0146-BLK1","Vista","355-46-4","PFHxS","5.00","ng/L","U","0.415","LOD","","TRG","","","10.0","LOQ","YES","-99","","0.250","0.001","5.00",""
"B8A0146-BLK1","EPA Method 537","Initial","B8A0146-BLK1","Vista","335-67-1","PFOA","5.00","ng/L","U","1.08","LOD","","TRG","","","10.0","LOQ","YES","-99","","0.250","0.001","5.00",""
"B8A0146-BLK1","EPA Method 537","Initial","B8A0146-BLK1","Vista","375-95-1","PFNA","5.00","ng/L","U","1.44","LOD","","TRG","","","10.0","LOQ","YES","-99","","0.250","0.001","5.00",""
"B8A0146-BLK1","EPA Method 537","Initial","B8A0146-BLK1","Vista","1763-23-1","PFOS","5.00","ng/L","U","1.04","LOD","","TRG","","","10.0","LOQ","YES","-99","","0.250","0.001","5.00",""
"B8A0146-BLK1","EPA Method 537","Initial","B8A0146-BLK1","Vista","335-76-2","PFDA","5.00","ng/L","U","1.28","LOD","","TRG","","","10.0","LOQ","YES","-99","","0.250","0.001","5.00",""
"B8A0146-BLK1","EPA Method 537","Initial","B8A0146-BLK1","Vista","2355-31-9","MeFOSAA","5.00","ng/L","U","3.04","LOD","","TRG","","","10.0","LOQ","YES","-99","","0.250","0.001","5.00","",""
"B8A0146-BLK1","EPA Method 537","Initial","B8A0146-BLK1","Vista","2991-50-6","EtFOSAA","5.00","ng/L","U","1.93","LOD","","TRG","","","10.0","LOQ","YES","-99","","0.250","0.001","5.00","",""
"B8A0146-BLK1","EPA Method 537","Initial","B8A0146-BLK1","Vista","2058-94-8","PFUnA","5.00","ng/L","U","0.255","LOD","","TRG","","","10.0","LOQ","YES","-99","","0.250","0.001","5.00",""
"B8A0146-BLK1","EPA Method 537","Initial","B8A0146-BLK1","Vista","307-55-1","PFDoA","5.00","ng/L","U","0.952","LOD","","TRG","","","10.0","LOQ","YES","-99","","0.250","0.001","5.00",""
"B8A0146-BLK1","EPA Method 537","Initial","B8A0146-BLK1","Vista","72629-94-8","PFTrDA","5.00","ng/L","U","0.943","LOD","","TRG","","","10.0","LOQ","YES","-99","","0.250","0.001","5.00",""
"B8A0146-BLK1","EPA Method 537","Initial","B8A0146-BLK1","Vista","376-06-7","PFTeDA","5.00","ng/L","U","0.777","LOD","","TRG","","","10.0","LOQ","YES","-99","","0.250","0.001","5.00",""
"B8A0146-BLK1","EPA Method 537","Initial","B8A0146-BLK1","Vista","13C2-PFHxA","13C2-PFHxA","98.6","%R","","-99","NA","","SUR","98.6","","-99","NA","YES","100","","0.250","0.001","-99",""
"B8A0146-BLK1","EPA Method 537","Initial","B8A0146-BLK1","Vista","13C2-PFDA","13C2-PFDA","83.2","%R","","-99","NA","","SUR","83.2","","-99","NA","YES","100","","0.250","0.001","-99",""
"B8A0146-BLK1","EPA Method 537","Initial","B8A0146-BLK1","Vista","d5-EtFOSAA","d5-EtFOSAA","98.5","%R","","-99","NA","","SUR","98.5","","-99","NA","YES","100","","0.250","0.001","-99",""
"B8A0146-BS1","EPA Method 537","Initial","B8A0146-BS1","Vista","375-73-5","PFBS","19.3","ng/L","","0.443","LOD","","TRG","109","","10.0","LOQ","YES","17.7","","0.250","0.001","5.00",""
"B8A0146-BS1","EPA Method 537","Initial","B8A0146-BS1","Vista","307-24-4","PFHxA","16.3","ng/L","B","0.663","LOD","","TRG","81.5","","10.0","LOQ","YES","20.0","","0.250","0.001","5.00",""
"B8A0146-BS1","EPA Method 537","Initial","B8A0146-BS1","Vista","375-85-9","PFHpA","15.5","ng/L","","0.533","LOD","","TRG","77.7","","10.0","LOQ","YES","20.0","","0.250","0.001","5.00","",""
"B8A0146-BS1","EPA Method 537","Initial","B8A0146-BS1","Vista","355-46-4","PFHxS","21.5","ng/L","","0.415","LOD","","TRG","118","","10.0","LOQ","YES","18.2","","0.250","0.001","5.00","",""
"B8A0146-BS1","EPA Method 537","Initial","B8A0146-BS1","Vista","335-67-1","PFOA","17.2","ng/L","","1.08","LOD","","TRG","85.8","","10.0","LOQ","YES","20.0","","0.250","0.001","5.00",""
"B8A0146-BS1","EPA Method 537","Initial","B8A0146-BS1","Vista","375-95-1","PFNA","16.8","ng/L","","1.44","LOD","","TRG","84.0","","10.0","LOQ","YES","20.0","","0.250","0.001","5.00",""
"B8A0146-BS1","EPA Method 537","Initial","B8A0146-BS1","Vista","1763-23-1","PFOS","16.1","ng/L","","1.04","LOD","","TRG","87.4","","10.0","LOQ","YES","18.5","","0.250","0.001","5.00",""
"B8A0146-BS1","EPA Method 537","Initial","B8A0146-BS1","Vista","335-76-

2","PFDA","15.1","ng/L","","1.28","LOD","","TRG","75.4","","10.0","LOQ","YES","20.0","","0.250","0.001","5.00","
"
"B8A0146-BS1","EPA Method 537","Initial","B8A0146-BS1","Vista","2355-31-
9","MeFOSAA","18.7","ng/L","","3.04","LOD","","TRG","93.3","","10.0","LOQ","YES","20.0","","0.250","0.001","5.
00",""
"B8A0146-BS1","EPA Method 537","Initial","B8A0146-BS1","Vista","2991-50-
6","EtFOSAA","19.1","ng/L","","1.93","LOD","","TRG","95.7","","10.0","LOQ","YES","20.0","","0.250","0.001","5.0
0",""
"B8A0146-BS1","EPA Method 537","Initial","B8A0146-BS1","Vista","2058-94-
8","PFUnA","16.3","ng/L","","0.255","LOD","","TRG","81.6","","10.0","LOQ","YES","20.0","","0.250","0.001","5.00
","",""
"B8A0146-BS1","EPA Method 537","Initial","B8A0146-BS1","Vista","307-55-
1","PFDoA","21.8","ng/L","","0.952","LOD","","TRG","109","","10.0","LOQ","YES","20.0","","0.250","0.001","5.00"
,""
"B8A0146-BS1","EPA Method 537","Initial","B8A0146-BS1","Vista","72629-94-
8","PFTrDA","15.3","ng/L","","0.943","LOD","","TRG","76.7","","10.0","LOQ","YES","20.0","","0.250","0.001","5.0
0",""
"B8A0146-BS1","EPA Method 537","Initial","B8A0146-BS1","Vista","376-06-
7","PFTeDA","17.4","ng/L","","0.777","LOD","","TRG","86.9","","10.0","LOQ","YES","20.0","","0.250","0.001","5.0
0",""
"B8A0146-BS1","EPA Method 537","Initial","B8A0146-BS1","Vista","13C2-PFHxA","13C2-
PFHxA","100","%R","","-99","NA","","SUR","100","","-99","NA","YES","100","","0.250","0.001","-99",""
"B8A0146-BS1","EPA Method 537","Initial","B8A0146-BS1","Vista","13C2-PFDA","13C2-
PFDA","75.1","%R","","-99","NA","","SUR","75.1","","-99","NA","YES","100","","0.250","0.001","-99",""
"B8A0146-BS1","EPA Method 537","Initial","B8A0146-BS1","Vista","d5-EtFOSAA","d5-
EtFOSAA","97.5","%R","","-99","NA","","SUR","97.5","","-99","NA","YES","100","","0.250","0.001","-99",""
"B8A0163-BLK1","Modified EPA Method 537","Initial","B8A0163-BLK1","Vista","375-73-
5","PFBS","2.50","ng/L","U","0.895","LOD","","TRG","","","4.00","LOQ","YES","-99","","0.250","0.001","2.50",""
"B8A0163-BLK1","Modified EPA Method 537","Initial","B8A0163-BLK1","Vista","307-24-
4","PFHxA","2.50","ng/L","U","1.09","LOD","","TRG","","","4.00","LOQ","YES","-99","","0.250","0.001","2.50",""
"B8A0163-BLK1","Modified EPA Method 537","Initial","B8A0163-BLK1","Vista","375-85-
9","PFHpA","2.50","ng/L","U","0.296","LOD","","TRG","","","4.00","LOQ","YES","-99","","0.250","0.001","2.50",""
"B8A0163-BLK1","Modified EPA Method 537","Initial","B8A0163-BLK1","Vista","355-46-
4","PFHxS","2.50","ng/L","U","0.474","LOD","","TRG","","","4.00","LOQ","YES","-99","","0.250","0.001","2.50",""
"B8A0163-BLK1","Modified EPA Method 537","Initial","B8A0163-BLK1","Vista","335-67-
1","PFOA","2.50","ng/L","U","0.326","LOD","","TRG","","","4.00","LOQ","YES","-99","","0.250","0.001","2.50",""
"B8A0163-BLK1","Modified EPA Method 537","Initial","B8A0163-BLK1","Vista","1763-23-
1","PFOS","2.50","ng/L","U","0.404","LOD","","TRG","","","4.00","LOQ","YES","-99","","0.250","0.001","2.50",""
"B8A0163-BLK1","Modified EPA Method 537","Initial","B8A0163-BLK1","Vista","375-95-
1","PFNA","2.50","ng/L","U","0.405","LOD","","TRG","","","4.00","LOQ","YES","-99","","0.250","0.001","2.50",""
"B8A0163-BLK1","Modified EPA Method 537","Initial","B8A0163-BLK1","Vista","335-76-
2","PFDA","2.50","ng/L","U","0.745","LOD","","TRG","","","4.00","LOQ","YES","-99","","0.250","0.001","2.50",""
"B8A0163-BLK1","Modified EPA Method 537","Initial","B8A0163-BLK1","Vista","2355-31-
9","MeFOSAA","2.50","ng/L","U","0.825","LOD","","TRG","","","4.00","LOQ","YES","-99","","0.250","0.001","2.50
","",""
"B8A0163-BLK1","Modified EPA Method 537","Initial","B8A0163-BLK1","Vista","2058-94-
8","PFUnA","2.50","ng/L","U","0.525","LOD","","TRG","","","4.00","LOQ","YES","-99","","0.250","0.001","2.50",""
"B8A0163-BLK1","Modified EPA Method 537","Initial","B8A0163-BLK1","Vista","2991-50-
6","EtFOSAA","2.50","ng/L","U","0.685","LOD","","TRG","","","4.00","LOQ","YES","-99","","0.250","0.001","2.50"
,""
"B8A0163-BLK1","Modified EPA Method 537","Initial","B8A0163-BLK1","Vista","307-55-
1","PFDoA","2.50","ng/L","U","0.396","LOD","","TRG","","","4.00","LOQ","YES","-99","","0.250","0.001","2.50",""
"B8A0163-BLK1","Modified EPA Method 537","Initial","B8A0163-BLK1","Vista","72629-94-
8","PFTrDA","2.50","ng/L","U","0.247","LOD","","TRG","","","4.00","LOQ","YES","-99","","0.250","0.001","2.50","

"
"B8A0163-BLK1","Modified EPA Method 537","Initial","B8A0163-BLK1","Vista","376-06-7","PFTeDA","2.50","ng/L","U","0.378","LOD","","TRG","","","4.00","LOQ","YES","-99","","0.250","0.001","2.50",""
"B8A0163-BLK1","Modified EPA Method 537","Initial","B8A0163-BLK1","Vista","13C3-PFBS","13C3-PFBS","106","%R","","-99","NA","","IS","106","","-99","NA","YES","100","","0.250","0.001","-99",""
"B8A0163-BLK1","Modified EPA Method 537","Initial","B8A0163-BLK1","Vista","13C2-PFHxA","13C2-PFHxA","87.3","%R","","-99","NA","","IS","87.3","","-99","NA","YES","100","","0.250","0.001","-99",""
"B8A0163-BLK1","Modified EPA Method 537","Initial","B8A0163-BLK1","Vista","13C4-PFHpA","13C4-PFHpA","91.9","%R","","-99","NA","","IS","91.9","","-99","NA","YES","100","","0.250","0.001","-99",""
"B8A0163-BLK1","Modified EPA Method 537","Initial","B8A0163-BLK1","Vista","18O2-PFHxS","18O2-PFHxS","101","%R","","-99","NA","","IS","101","","-99","NA","YES","100","","0.250","0.001","-99",""
"B8A0163-BLK1","Modified EPA Method 537","Initial","B8A0163-BLK1","Vista","13C2-PFOA","13C2-PFOA","65.6","%R","","-99","NA","","IS","65.6","","-99","NA","YES","100","","0.250","0.001","-99",""
"B8A0163-BLK1","Modified EPA Method 537","Initial","B8A0163-BLK1","Vista","13C8-PFOS","13C8-PFOS","86.9","%R","","-99","NA","","IS","86.9","","-99","NA","YES","100","","0.250","0.001","-99",""
"B8A0163-BLK1","Modified EPA Method 537","Initial","B8A0163-BLK1","Vista","13C5-PFNA","13C5-PFNA","75.5","%R","","-99","NA","","IS","75.5","","-99","NA","YES","100","","0.250","0.001","-99",""
"B8A0163-BLK1","Modified EPA Method 537","Initial","B8A0163-BLK1","Vista","13C2-PFDA","13C2-PFDA","85.5","%R","","-99","NA","","IS","85.5","","-99","NA","YES","100","","0.250","0.001","-99",""
"B8A0163-BLK1","Modified EPA Method 537","Initial","B8A0163-BLK1","Vista","d3-MeFOSAA","d3-MeFOSAA","73.5","%R","","-99","NA","","IS","73.5","","-99","NA","YES","100","","0.250","0.001","-99",""
"B8A0163-BLK1","Modified EPA Method 537","Initial","B8A0163-BLK1","Vista","13C2-PFUnA","13C2-PFUnA","61.8","%R","","-99","NA","","IS","61.8","","-99","NA","YES","100","","0.250","0.001","-99",""
"B8A0163-BLK1","Modified EPA Method 537","Initial","B8A0163-BLK1","Vista","d5-EtFOSAA","d5-EtFOSAA","88.2","%R","","-99","NA","","IS","88.2","","-99","NA","YES","100","","0.250","0.001","-99",""
"B8A0163-BLK1","Modified EPA Method 537","Initial","B8A0163-BLK1","Vista","13C2-PFDoA","13C2-PFDoA","59.4","%R","","-99","NA","","IS","59.4","","-99","NA","YES","100","","0.250","0.001","-99",""
"B8A0163-BLK1","Modified EPA Method 537","Initial","B8A0163-BLK1","Vista","13C2-PFTeDA","13C2-PFTeDA","52.8","%R","","-99","NA","","IS","52.8","","-99","NA","YES","100","","0.250","0.001","-99",""
"B8A0163-BS1","Modified EPA Method 537","Initial","B8A0163-BS1","Vista","375-73-5","PFBS","46.3","ng/L","","0.895","LOD","","TRG","116","","4.00","LOQ","YES","40.0","","0.250","0.001","2.50","
"
"B8A0163-BS1","Modified EPA Method 537","Initial","B8A0163-BS1","Vista","307-24-4","PFHxA","48.7","ng/L","","1.09","LOD","","TRG","122","","4.00","LOQ","YES","40.0","","0.250","0.001","2.50",""
"B8A0163-BS1","Modified EPA Method 537","Initial","B8A0163-BS1","Vista","375-85-9","PFHpA","43.7","ng/L","","0.296","LOD","","TRG","109","","4.00","LOQ","YES","40.0","","0.250","0.001","2.50","
,""
"B8A0163-BS1","Modified EPA Method 537","Initial","B8A0163-BS1","Vista","355-46-4","PFHxS","43.9","ng/L","","0.474","LOD","","TRG","110","","4.00","LOQ","YES","40.0","","0.250","0.001","2.50","
,""
"B8A0163-BS1","Modified EPA Method 537","Initial","B8A0163-BS1","Vista","335-67-1","PFOA","43.0","ng/L","","0.326","LOD","","TRG","108","","4.00","LOQ","YES","40.0","","0.250","0.001","2.50",""
"B8A0163-BS1","Modified EPA Method 537","Initial","B8A0163-BS1","Vista","1763-23-1","PFOS","50.5","ng/L","","0.404","LOD","","TRG","126","","4.00","LOQ","YES","40.0","","0.250","0.001","2.50","
"
"B8A0163-BS1","Modified EPA Method 537","Initial","B8A0163-BS1","Vista","375-95-1","PFNA","45.9","ng/L","","0.405","LOD","","TRG","115","","4.00","LOQ","YES","40.0","","0.250","0.001","2.50",""
"B8A0163-BS1","Modified EPA Method 537","Initial","B8A0163-BS1","Vista","335-76-2","PFDA","37.6","ng/L","","0.745","LOD","","TRG","94.0","","4.00","LOQ","YES","40.0","","0.250","0.001","2.50",""

"B8A0163-BS1","Modified EPA Method 537","Initial","B8A0163-BS1","Vista","2355-31-9","MeFOSAA","53.2","ng/L","H","0.825","LOD","","TRG","133","","4.00","LOQ","YES","40.0","","0.250","0.001","2.50",""
"B8A0163-BS1","Modified EPA Method 537","Initial","B8A0163-BS1","Vista","2058-94-8","PFUnA","57.6","ng/L","H","0.525","LOD","","TRG","144","","4.00","LOQ","YES","40.0","","0.250","0.001","2.50",""
"B8A0163-BS1","Modified EPA Method 537","Initial","B8A0163-BS1","Vista","2991-50-6","EtFOSAA","48.1","ng/L","","0.685","LOD","","TRG","120","","4.00","LOQ","YES","40.0","","0.250","0.001","2.50",""
"B8A0163-BS1","Modified EPA Method 537","Initial","B8A0163-BS1","Vista","307-55-1","PFDoA","46.9","ng/L","","0.396","LOD","","TRG","117","","4.00","LOQ","YES","40.0","","0.250","0.001","2.50",""
"B8A0163-BS1","Modified EPA Method 537","Initial","B8A0163-BS1","Vista","72629-94-8","PFTrDA","47.1","ng/L","","0.247","LOD","","TRG","118","","4.00","LOQ","YES","40.0","","0.250","0.001","2.50",""
"B8A0163-BS1","Modified EPA Method 537","Initial","B8A0163-BS1","Vista","376-06-7","PFTeDA","57.3","ng/L","H","0.378","LOD","","TRG","143","","4.00","LOQ","YES","40.0","","0.250","0.001","2.50",""
"B8A0163-BS1","Modified EPA Method 537","Initial","B8A0163-BS1","Vista","13C3-PFBS","13C3-PFBS","95.0","%R","","-99","NA","","IS","95.0","","-99","NA","YES","100","","0.250","0.001","-99",""
"B8A0163-BS1","Modified EPA Method 537","Initial","B8A0163-BS1","Vista","13C2-PFHxA","13C2-PFHxA","83.4","%R","","-99","NA","","IS","83.4","","-99","NA","YES","100","","0.250","0.001","-99",""
"B8A0163-BS1","Modified EPA Method 537","Initial","B8A0163-BS1","Vista","13C4-PFHpA","13C4-PFHpA","105","%R","","-99","NA","","IS","105","","-99","NA","YES","100","","0.250","0.001","-99",""
"B8A0163-BS1","Modified EPA Method 537","Initial","B8A0163-BS1","Vista","18O2-PFHxS","18O2-PFHxS","84.9","%R","","-99","NA","","IS","84.9","","-99","NA","YES","100","","0.250","0.001","-99",""
"B8A0163-BS1","Modified EPA Method 537","Initial","B8A0163-BS1","Vista","13C2-PFOA","13C2-PFOA","64.7","%R","","-99","NA","","IS","64.7","","-99","NA","YES","100","","0.250","0.001","-99",""
"B8A0163-BS1","Modified EPA Method 537","Initial","B8A0163-BS1","Vista","13C8-PFOS","13C8-PFOS","105","%R","","-99","NA","","IS","105","","-99","NA","YES","100","","0.250","0.001","-99",""
"B8A0163-BS1","Modified EPA Method 537","Initial","B8A0163-BS1","Vista","13C5-PFNA","13C5-PFNA","77.9","%R","","-99","NA","","IS","77.9","","-99","NA","YES","100","","0.250","0.001","-99",""
"B8A0163-BS1","Modified EPA Method 537","Initial","B8A0163-BS1","Vista","13C2-PFDA","13C2-PFDA","87.2","%R","","-99","NA","","IS","87.2","","-99","NA","YES","100","","0.250","0.001","-99",""
"B8A0163-BS1","Modified EPA Method 537","Initial","B8A0163-BS1","Vista","d3-MeFOSAA","d3-MeFOSAA","75.6","%R","","-99","NA","","IS","75.6","","-99","NA","YES","100","","0.250","0.001","-99",""
"B8A0163-BS1","Modified EPA Method 537","Initial","B8A0163-BS1","Vista","13C2-PFUnA","13C2-PFUnA","69.5","%R","","-99","NA","","IS","69.5","","-99","NA","YES","100","","0.250","0.001","-99",""
"B8A0163-BS1","Modified EPA Method 537","Initial","B8A0163-BS1","Vista","d5-EtFOSAA","d5-EtFOSAA","74.1","%R","","-99","NA","","IS","74.1","","-99","NA","YES","100","","0.250","0.001","-99",""
"B8A0163-BS1","Modified EPA Method 537","Initial","B8A0163-BS1","Vista","13C2-PFDoA","13C2-PFDoA","63.0","%R","","-99","NA","","IS","63.0","","-99","NA","YES","100","","0.250","0.001","-99",""
"B8A0163-BS1","Modified EPA Method 537","Initial","B8A0163-BS1","Vista","13C2-PFTeDA","13C2-PFTeDA","60.8","%R","","-99","NA","","IS","60.8","","-99","NA","YES","100","","0.250","0.001","-99",""
"112G08005-WE05","112G08005-WE05","FT-TW507-1924","01/18/2018 10:30","AQ","1800153-01","NM","","6.60","Modified EPA Method 537","METHOD","Initial","01/24/2018 08:30","02/01/2018 14:53","Vista","COA","WET","NA","1","NA","NA","01/01/1900 00:00","100","B8A0134","B8A0134","NA","S8A0099","1800153","01/19/2018 09:28","01/01/1900 00:00",""
"112G08005-WE05","112G08005-WE05","FT-TW510-1520","01/18/2018 08:15","AQ","1800153-02","NM","","6.60","Modified EPA Method 537","METHOD","Initial","01/24/2018 08:30","02/01/2018 15:04","Vista","COA","WET","NA","1","NA","NA","01/01/1900 00:00","100","B8A0134","B8A0134","NA","S8A0099","1800153","01/19/2018 09:28","01/01/1900 00:00",""
"112G08005-WE05","112G08005-WE05","FT-TW510-1520","01/18/2018 08:15","AQ","1800153-02","NM","","6.60","Modified EPA Method 537","METHOD","Dilution","01/24/2018 08:30","02/05/2018

14:45","Vista","COA","WET","NA","5","NA","NA","01/01/1900
00:00","100","B8A0134","B8A0134","NA","S8A0099","1800153","01/19/2018 09:28","01/01/1900 00:00",""
"112G08005-WE05","112G08005-WE05","FT-TW511-1722","01/18/2018 09:18","AQ","1800153-
03","NM","","6.60","Modified EPA Method 537","METHOD","Initial","01/24/2018 08:30","02/01/2018
15:16","Vista","COA","WET","NA","1","NA","NA","01/01/1900
00:00","100","B8A0134","B8A0134","NA","S8A0099","1800153","01/19/2018 09:28","01/01/1900 00:00",""
"112G08005-WE05","112G08005-WE05","FT-TW513-2025","01/18/2018 09:50","AQ","1800153-
04","NM","","6.60","Modified EPA Method 537","METHOD","Initial","01/24/2018 08:30","02/01/2018
15:27","Vista","COA","WET","NA","1","NA","NA","01/01/1900
00:00","100","B8A0134","B8A0134","NA","S8A0099","1800153","01/19/2018 09:28","01/01/1900 00:00",""
"112G08005-WE05","112G08005-WE05","FT-Dup03-20180118","01/18/2018 08:00","AQ","1800153-
05","NM","","6.60","Modified EPA Method 537","METHOD","Initial","01/24/2018 08:30","02/01/2018
16:09","Vista","COA","WET","NA","1","NA","NA","01/01/1900
00:00","100","B8A0134","B8A0134","NA","S8A0099","1800153","01/19/2018 09:28","01/01/1900 00:00",""
"112G08005-WE05","112G08005-WE05","FT-Dup03-20180118","01/18/2018 08:00","AQ","1800153-
05","NM","","6.60","Modified EPA Method 537","METHOD","Dilution","01/24/2018 08:30","02/05/2018
14:56","Vista","COA","WET","NA","5","NA","NA","01/01/1900
00:00","100","B8A0134","B8A0134","NA","S8A0099","1800153","01/19/2018 09:28","01/01/1900 00:00",""
"112G08005-WE05","112G08005-WE05","FT-TW507-1924-FRB","01/18/2018 10:30","AQ","1800153-
06","NM","","6.60","Modified EPA Method 537","METHOD","Initial","01/24/2018 08:30","02/01/2018
16:20","Vista","COA","WET","NA","1","NA","NA","01/01/1900
00:00","100","B8A0134","B8A0134","NA","S8A0099","1800153","01/19/2018 09:28","01/01/1900 00:00",""
"112G08005-WE05","112G08005-WE05","FT-EB01-20180116","01/16/2018 16:00","AQ","1800153-
07","NM","","6.60","Modified EPA Method 537","METHOD","Initial","01/24/2018 08:30","02/01/2018
16:32","Vista","COA","WET","NA","1","NA","NA","01/01/1900
00:00","100","B8A0134","B8A0134","NA","S8A0099","1800153","01/19/2018 09:28","01/01/1900 00:00",""
"112G08005-WE05","112G08005-WE05","FT-EB02-20180117","01/17/2018 11:05","AQ","1800153-
08","NM","","6.60","Modified EPA Method 537","METHOD","Initial","01/24/2018 08:30","02/01/2018
16:43","Vista","COA","WET","NA","1","NA","NA","01/01/1900
00:00","100","B8A0134","B8A0134","NA","S8A0099","1800153","01/19/2018 09:28","01/01/1900 00:00",""
"112G08005-WE05","112G08005-WE05","FT-EB03-20180118","01/18/2018 10:00","AQ","1800153-
09","NM","","6.60","Modified EPA Method 537","METHOD","Initial","01/24/2018 08:30","02/01/2018
16:55","Vista","COA","WET","NA","1","NA","NA","01/01/1900
00:00","100","B8A0134","B8A0134","NA","S8A0099","1800153","01/19/2018 09:28","01/01/1900 00:00",""
"112G08005-WE05","112G08005-WE05","FT-FRB01-20180116","01/16/2018 16:05","AQ","1800153-
10","NM","","6.60","Modified EPA Method 537","METHOD","Initial","01/24/2018 08:30","02/01/2018
17:06","Vista","COA","WET","NA","1","NA","NA","01/01/1900
00:00","100","B8A0134","B8A0134","NA","S8A0099","1800153","01/19/2018 09:28","01/01/1900 00:00",""
"112G08005-WE05","112G08005-WE05","FT-FRB02-20180117","01/17/2018 11:40","AQ","1800153-
11","NM","","6.60","Modified EPA Method 537","METHOD","Initial","01/26/2018 11:30","01/29/2018
19:15","Vista","COA","WET","NA","1","NA","NA","01/01/1900
00:00","100","B8A0163","B8A0163","NA","S8A0088","1800153","01/19/2018 09:28","01/01/1900 00:00",""
"112G08005-WE05","112G08005-WE05","FT-FB02-20180117","01/17/2018 11:00","AQ","1800153-
12","NM","","6.60","EPA Method 537","METHOD","Initial","01/26/2018 09:30","01/29/2018
20:13","Vista","COA","WET","NA","1","NA","NA","01/01/1900
00:00","100","B8A0146","B8A0146","NA","S8A0090","1800153","01/19/2018 09:28","01/01/1900 00:00",""
"112G08005-WE05","112G08005-WE05","B8A0134-BLK1","01/01/1900 00:00","AQ","B8A0134-
BLK1","MB","","-99","Modified EPA Method 537","METHOD","Initial","01/24/2018 08:30","02/01/2018
13:33","Vista","COA","WET","NA","1","NA","NA","01/01/1900
00:00","100","B8A0134","B8A0134","NA","S8A0099","1800153","01/01/1900 00:00","01/01/1900 00:00",""
"112G08005-WE05","112G08005-WE05","B8A0134-BS1","01/01/1900 00:00","AQ","B8A0134-
BS1","LCS","","-99","Modified EPA Method 537","METHOD","Initial","01/24/2018 08:30","02/01/2018
13:21","Vista","COA","WET","NA","1","NA","NA","01/01/1900
00:00","100","B8A0134","B8A0134","NA","S8A0099","1800153","01/01/1900 00:00","01/01/1900 00:00",""

"112G08005-WE05","112G08005-WE05","B8A0134-MS1","01/01/1900 00:00","AQ","B8A0134-MS1","MS","","-99","Modified EPA Method 537","METHOD","Initial","01/24/2018 08:30","02/01/2018 13:44","Vista","COA","WET","NA","1","NA","NA","01/01/1900 00:00","100","B8A0134","B8A0134","NA","S8A0099","1800153","01/01/1900 00:00","01/01/1900 00:00",""
"112G08005-WE05","112G08005-WE05","B8A0134-MSD1","01/01/1900 00:00","AQ","B8A0134-MSD1","MSD","","-99","Modified EPA Method 537","METHOD","Initial","01/24/2018 08:30","02/01/2018 13:55","Vista","COA","WET","NA","1","NA","NA","01/01/1900 00:00","100","B8A0134","B8A0134","NA","S8A0099","1800153","01/01/1900 00:00","01/01/1900 00:00",""
"112G08005-WE05","112G08005-WE05","B8A0146-BLK1","01/01/1900 00:00","AQ","B8A0146-BLK1","MB","","-99","EPA Method 537","METHOD","Initial","01/26/2018 09:30","01/29/2018 19:36","Vista","COA","WET","NA","1","NA","NA","01/01/1900 00:00","100","B8A0146","B8A0146","NA","S8A0090","1800153","01/01/1900 00:00","01/01/1900 00:00",""
"112G08005-WE05","112G08005-WE05","B8A0146-BS1","01/01/1900 00:00","AQ","B8A0146-BS1","LCS","","-99","EPA Method 537","METHOD","Initial","01/26/2018 09:30","01/29/2018 19:24","Vista","COA","WET","NA","1","NA","NA","01/01/1900 00:00","100","B8A0146","B8A0146","NA","S8A0090","1800153","01/01/1900 00:00","01/01/1900 00:00",""
"112G08005-WE05","112G08005-WE05","B8A0163-BLK1","01/01/1900 00:00","AQ","B8A0163-BLK1","MB","","-99","Modified EPA Method 537","METHOD","Initial","01/26/2018 11:30","01/29/2018 18:41","Vista","COA","WET","NA","1","NA","NA","01/01/1900 00:00","100","B8A0163","B8A0163","NA","S8A0088","1800153","01/01/1900 00:00","01/01/1900 00:00",""
"112G08005-WE05","112G08005-WE05","B8A0163-BS1","01/01/1900 00:00","AQ","B8A0163-BS1","LCS","","-99","Modified EPA Method 537","METHOD","Initial","01/26/2018 11:30","01/29/2018 18:30","Vista","COA","WET","NA","1","NA","NA","01/01/1900 00:00","100","B8A0163","B8A0163","NA","S8A0088","1800153","01/01/1900 00:00","01/01/1900 00:00",""

TETRA TECH

INTERNAL CORRESPONDENCE

TO: **K. FRANCISCO** **DATE:** **MARCH 19, 2018**

FROM: **MICHELLE L. WOEBER** **COPIES:** **DV FILE**

SUBJECT: **ORGANIC DATA VALIDATION – POLYFLUOROALKYL SUBSTANCES (PFAS)**
NAVAL WEAPONS INDUSTRIAL RESERVE PLANT (NWIRP), CALVERTON
SITE 00002, FORMER FIRE TRAINING AREA
SAMPLE DELIVERY GROUP (SDG) 1800153

SAMPLES: 12/Aqueous/PFAS

FT-Dup03-20180118	FT-EB01-20180116	FT-EB02-20180117
FT-EB03-20180118	FT-FB02-20180117	FT-FRB01-20180116
FT-FRB02-20180117	FT-TW507-1924	FT-TW507-1924-FRB
FT-TW510-1520	FT-TW511-1722	FT-TW513-2025

Overview

The sample set for NWIRP Calverton, SDG 1800153 consisted of five (5) aqueous environmental samples, three (3) equipment blanks, one (1) field blank, and three (3) Field Reagent Blanks (FRBs). All twelve (12) samples were analyzed for polyfluoroalkyl substances (PFAS). One field duplicate sample pair was included in this SDG: FT-Dup03-20180118/FT-TW510-1520.

The samples were collected by Tetra Tech, Inc. on January 16-18, 2018 and analyzed by Vista Analytical Laboratory. All analyses were conducted in accordance with EPA Method 537 and EPA 537 Modified analytical and reporting protocols. The data contained in this SDG was validated with regard to the following parameters:

* • Data completeness
* • Hold times/Sample Preservation
* • LC/MS/MS System Tuning and Performance
* • Ion Transition Check
• Initial/Continuing Calibrations
* • Laboratory Method Blank Results
* • Field Reagent Blank Results
• Extraction Internal Standard Recoveries
• Injection Internal Standard Recoveries
• Laboratory Control Sample Recoveries
* • Ongoing Precision Recovery (OPR) Results
• Matrix Spike/Matrix Spike Sample Duplicate Results
• Field Duplicate Precision
* • Compound Identification
* • Compound Quantitation
* • Detection Limits

The symbol (*) indicates that all quality control criteria were met for this parameter. Qualified analytical results are presented in Appendix A, results as reported by the laboratory are presented in Appendix B, and documentation supporting these findings is presented in Appendix C.

PFAS

The Percent Recoveries (%Rs) for the extraction internal standard compound, 13C2-Perfluoroetradecanoic acid (13C2-PFTeDA) was below the 50% quality control limit in samples FT-TW507-1924, FT-TW513-2025, and FT-FRB02-20180117. In addition, the extraction internal standard %R for 13C2-perfluorododecanoic acid (13C2-PFDoA) was low in sample FT-FRB02-20180117. The non-detected results reported for the associated FPAS compounds in these samples were qualified as estimated, (UJ).

The Matrix Spike/Matrix Spike Duplicate (MS/MSD) analyses performed on sample FT-TW507-1924 had low %Rs for perfluorooctane sulfonic acid (PFOS), perfluorohexanoic acid (PFHxA), and a high recovery for perfluoroheptanoic acid (PFHpA). The detected results reported for PFOA and PFHxA were qualified as estimated with a low bias (J-). The detected result for PFHpA was qualified as estimated, (J). The relative percent difference was also outside quality control limits for PFHxA and PFHpA). Several other compounds such as perfluorohexane sulfonic acid, PFOA, and perfluorononanoic acid contained recoveries outside the quality control limits but the unspiked concentrations were greater than 10 times the spike added concentrations. No action was taken for these compounds.

The RPD for perfluoroundecanoic acid (PFUnA) in the field duplicate pair exceeded the 30% quality control limit. The detected results reported for this compound in the field duplicate pair were qualified as estimated, (J), due to field duplicate imprecision.

Additional Comments

Sample FT-FB02-20180117 was analyzed via EPA Method 537 and the remaining samples were analyzed via EPA Method 537 Modified.

The %R for PFTeDA in the Continuing Calibration Verification (CCV) performed on 01/29/2018 @18:07 exceeded the 130% quality control limit. No action was necessary because this compound was not detected in the associated samples.

Perfluorohexanoic acid (PFHxA) was detected below the Limit of Quantitation (LOQ) in the laboratory method blank analyzed via EPA 537. No action was taken because only a field blank was associated with this method blank and field blanks are not qualified for laboratory method blank contamination.

The Laboratory Control Sample associated with the analysis of sample FT-FRB02-20180117 had %Rs for three PFAS compounds above the 130% quality control limit. No action was taken because these compounds were not detected in this sample.

Detected results reported below the Limit of Quantitation (LOQ) but above the Method Detection Limit (MDL) were qualified as estimated, (J). Non-detected results were reported to the LOD.

Executive Summary

Laboratory Performance Issues: A CCV %R exceeded 130%. Some samples had low %Rs for surrogates. One LCS had high %Rs.

Other Factors Affecting Data Quality: The MS/MSD had low %Rs for one compound. Field duplicate imprecision was noted for one compound. Detected results below the LOQ were estimated.

The data for these analyses were reviewed with reference to the "National Functional Guidelines for Organic Superfund Methods Data Review" (January 2017), EPA Method 537 Modified, and the Department of Defense (DoD) document entitled "Quality Systems Manual (QSM) for Environmental Laboratories" (2017). The text of this report has been formulated to address only those areas affecting data quality.

Michelle L. Woeber

Tetra Tech, Inc.
Michelle L. Woeber
Chemist/Data Validator

Joseph A. Samchuck

Tetra Tech, Inc.
Joseph A. Samchuck
Data Validation Manager

Attachments:
Appendix A - Qualified Analytical Results
Appendix B – Results as Reported by the Laboratory
Appendix C – Support Documentation

Data Qualifier Definitions

The following definitions provide brief explanations of the validation qualifiers assigned to results in the data review process.

U	The analyte was analyzed for, but was not detected at a level greater than or equal to the level of the adjusted method detection limit for sample and method.
J	The analyte was positively identified and the associated numerical value is the approximate concentration of the analyte in the sample (due either to the quality of the data generated because certain quality control criteria were not met, or the concentration of the analyte was below the reporting limit).
J+	The result is an estimated quantity, but the result may be biased high.
J-	The result is an estimated quantity, but the result may be biased low.
UJ	The analyte was analyzed for, but was not detected. The reported detection limit is approximate and may be inaccurate or imprecise.
R	The sample result (detected) is unusable due to the quality of the data generated because certain criteria were not met. The analyte may or may not be present in the sample.
UR	The sample result (nondetected) is unusable due to the quality of the data generated because certain criteria were not met. The analyte may or may not be present in the sample.

APPENDIX A

QUALIFIED ANALYTICAL RESULTS

Qualifier Codes:

A = Lab Blank Contamination
B = Field Blank Contamination
C = Calibration Noncompliance (i.e., % RSDs, %Ds, ICVs, CCVs, RRFs, etc.)
C01 = GC/MS Tuning Noncompliance
D = MS/MSD Recovery Noncompliance
E = LCS/LCSD Recovery Noncompliance
F = Lab Duplicate Imprecision
G = Field Duplicate Imprecision
H = Holding Time Exceedance
I = ICP Serial Dilution Noncompliance
J = ICP PDS Recovery Noncompliance; MSA's $r < 0.995$
K = ICP Interference - includes ICS % R Noncompliance
L = Instrument Calibration Range Exceedance
M = Sample Preservation Noncompliance
N = Internal Standard Noncompliance
N01 = Internal Standard Recovery Noncompliance Dioxins
N02 = Recovery Standard Noncompliance Dioxins
N03 = Clean-up Standard Noncompliance Dioxins
O = Poor Instrument Performance (i.e., base-time drifting)
P = Uncertainty near detection limit (< 2 x IDL for inorganics and <CRQL for organics)
Q = Other problems (can encompass a number of issues; i.e.chromatography,interferences, etc.)
R = Surrogates Recovery Noncompliance
S = Pesticide/PCB Resolution
T = % Breakdown Noncompliance for DDT and Endrin
U = RPD between columns/detectors >40% for positive results determined via GC/HPLC
V = Non-linear calibrations; correlation coefficient $r < 0.995$
W = EMPC result
X = Signal to noise response drop
Y = Percent solids <30%
Z = Uncertainty at 2 standard deviations is greater than sample activity
Z1 = Tentatively Identified Compound considered presumptively present
Z2 = Tentatively Identified Compound column bleed
Z3 = Tentatively Identified Compound aldol condensate
Z4 = Sample activity is less than the at uncertainty at 3 standard deviations and greater than the MDC
Z5 = Sample activity is less than the at uncertainty at 3 standard deviations and less than the MDC

PROJ_NO: 08005-WE05	NSAMPLE	FT-Dup03-20180118			FT-EB01-20180116			FT-EB02-20180117			FT-EB03-20180118		
SDG: 1800153	LAB_ID	1800153-05			1800153-07			1800153-08			1800153-09		
FRACTION: PFAS	SAMP_DATE	1/18/2018			1/16/2018			1/17/2018			1/18/2018		
MEDIA: WATER	QC_TYPE	NM			NM			NM			NM		
	UNITS	NG/L			NG/L			NG/L			NG/L		
	PCT_SOLIDS	0.0			0.0			0.0			0.0		
	DUP_OF	FT-TW510-1520											
PARAMETER		RESULT	VQL	QLCD	RESULT	VQL	QLCD	RESULT	VQL	QLCD	RESULT	VQL	QLCD
N-ETHYL PERFLUOROOCTANE SULFONAMIDOACETIC ACID		2.51	U		2.46	U		2.42	U		2.67	U	
N-METHYL PERFLUOROOCTANE SULFONAMIDOACETIC ACID		2.51	U		2.46	U		2.42	U		2.67	U	
PENTADECAFLUOROOCTANOIC ACID		2520			2.46	U		2.42	U		2.67	U	
PERFLUOROBUTANESULFONIC ACID		11.9			2.46	U		2.42	U		2.67	U	
PERFLUORODECANOIC ACID		73			2.46	U		2.42	U		2.67	U	
PERFLUORODODECANOIC ACID		0.442	J	P	2.46	U		2.42	U		2.67	U	
PERFLUOROHEPTANOIC ACID		303			2.46	U		2.42	U		2.67	U	
PERFLUOROHEXANESULFONIC ACID		3550			2.46	U		2.42	U		2.67	U	
PERFLUOROHEXANOIC ACID		455			2.46	U		2.42	U		2.67	U	
PERFLUORONONANOIC ACID		2.51	U		2.46	U		2.42	U		2.67	U	
PERFLUOROOCTANE SULFONIC ACID		977			2.46	U		2.42	U		2.67	U	
PERFLUOROTETRADECANOIC ACID		2.51	U		2.46	U		2.42	U		2.67	U	
PERFLUOROTRIDECANOIC ACID		2.51	U		2.46	U		2.42	U		2.67	U	
PERFLUOROUNDECANOIC ACID		21.1	J	G	1.34	J	P	2.42	U		2.67	U	

PROJ_NO: 08005-WE05	NSAMPLE	FT-FB02-20180117			FT-FRB01-20180116			FT-FRB02-20180117			FT-TW507-1924		
SDG: 1800153	LAB_ID	1800153-12			1800153-10			1800153-11			1800153-01		
FRACTION: PFAS	SAMP_DATE	1/17/2018			1/16/2018			1/17/2018			1/18/2018		
MEDIA: WATER	QC_TYPE	NM			NM			NM			NM		
	UNITS	NG/L			NG/L			NG/L			NG/L		
	PCT_SOLIDS	0.0			0.0			0.0			0.0		
	DUP_OF												
PARAMETER		RESULT	VQL	QLCD	RESULT	VQL	QLCD	RESULT	VQL	QLCD	RESULT	VQL	QLCD
N-ETHYL PERFLUOROOCTANE SULFONAMIDOACETIC ACID		4.79	U		2.43	U		2.77	U		2.62	U	
N-METHYL PERFLUOROOCTANE SULFONAMIDOACETIC ACID		4.79	U		2.43	U		2.77	U		2.62	U	
PENTADECAFLUOROOCTANOIC ACID		4.79	U		2.43	U		2.77	U		649		
PERFLUOROBUTANESULFONIC ACID		4.79	U		2.43	U		2.77	U		13.4		
PERFLUORODECANOIC ACID		4.79	U		2.43	U		2.77	U		2.62	U	
PERFLUORODODECANOIC ACID		4.79	U		2.43	U		2.77	UJ	R	2.62	U	
PERFLUOROHEPTANOIC ACID		4.79	U		2.43	U		2.77	U		257	J	D
PERFLUOROHEXANESULFONIC ACID		4.79	U		2.43	U		2.77	U		794		
PERFLUOROHEXANOIC ACID		0.939	J	P	2.43	U		2.77	U		232	J-	D
PERFLUORONONANOIC ACID		4.79	U		2.43	U		2.77	U		432		
PERFLUOROOCTANE SULFONIC ACID		4.79	U		2.43	U		2.77	U		41.6	J-	D
PERFLUOROTETRADECANOIC ACID		4.79	U		2.43	U		2.77	UJ	R	2.62	UJ	R
PERFLUOROTRIDECANOIC ACID		4.79	U		2.43	U		2.77	U		2.62	U	
PERFLUOROUNDECANOIC ACID		4.79	U		2.43	U		2.77	U		2.62	U	

PROJ_NO: 08005-WE05	NSAMPLE	FT-TW507-1924-FRB			FT-TW510-1520			FT-TW511-1722			FT-TW513-2025		
SDG: 1800153	LAB_ID	1800153-06			1800153-02			1800153-03			1800153-04		
FRACTION: PFAS	SAMP_DATE	1/18/2018			1/18/2018			1/18/2018			1/18/2018		
MEDIA: WATER	QC_TYPE	NM			NM			NM			NM		
	UNITS	NG/L			NG/L			NG/L			NG/L		
	PCT_SOLIDS	0.0			0.0			0.0			0.0		
	DUP_OF												
PARAMETER		RESULT	VQL	QLCD	RESULT	VQL	QLCD	RESULT	VQL	QLCD	RESULT	VQL	QLCD
N-ETHYL PERFLUOROOCTANE SULFONAMIDOACETIC ACID		2.46	U		2.55	U		2.57	U		2.67	U	
N-METHYL PERFLUOROOCTANE SULFONAMIDOACETIC ACID		2.46	U		2.55	U		2.57	U		2.67	U	
PENTADECAFLUOROOCTANOIC ACID		2.46	U		2200			1130			132		
PERFLUOROBUTANESULFONIC ACID		2.46	U		12			2.01	J	P	3.64	J	P
PERFLUORODECANOIC ACID		2.46	U		70.6			6.95			2.67	U	
PERFLUORODODECANOIC ACID		2.46	U		2.55	U		2.57	U		2.67	U	
PERFLUOROHEPTANOIC ACID		2.46	U		332			146			60.2		
PERFLUOROHEXANESULFONIC ACID		2.46	U		4170			260			107		
PERFLUOROHEXANOIC ACID		2.46	U		456			107			99.8		
PERFLUORONONANOIC ACID		2.46	U		2.55	U		1050			13.6		
PERFLUOROOCTANE SULFONIC ACID		2.46	U		962			62.2			1.47	J	P
PERFLUOROTETRADECANOIC ACID		2.46	U		2.55	U		2.57	U		2.67	UJ	R
PERFLUOROTRIDECANOIC ACID		2.46	U		2.55	U		2.57	U		2.67	U	
PERFLUOROUNDECANOIC ACID		2.46	U		28.8	J	G	9.74			2.67	U	

APPENDIX B

RESULTS AS REPORTED BY THE LABORATORY

Sample ID: FT-TW507-1924 **Modified EPA Method 537**

Client Data

Name: Tetra Tech
Project: 112G08005-WE05
SDG: WE05

Matrix: Groundwater
Date Collected: 18-Jan-18 10:30

Laboratory Data

Lab Sample: 1800153-01
Date Received: 19-Jan-18 09:28

Column: BEH C18

Analyte	Conc. (ng/L)	DL	LOD	LOQ	Qualifiers	Batch	Extracted	Samp Size	Analyzed	Dilution
PFBS	13.4	0.938	2.62	4.19		B8A0134	24-Jan-18	0.239 L	01-Feb-18 14:53	1
PFHxA	232	1.14	2.62	4.19		B8A0134	24-Jan-18	0.239 L	01-Feb-18 14:53	1
PFHpA	257	0.310	2.62	4.19		B8A0134	24-Jan-18	0.239 L	01-Feb-18 14:53	1
PFHxS	794	0.496	2.62	4.19		B8A0134	24-Jan-18	0.239 L	01-Feb-18 14:53	1
PFOA	649	0.341	2.62	4.19		B8A0134	24-Jan-18	0.239 L	01-Feb-18 14:53	1
PFOS	41.6	0.423	2.62	4.19		B8A0134	24-Jan-18	0.239 L	01-Feb-18 14:53	1
PFNA	432	0.424	2.62	4.19		B8A0134	24-Jan-18	0.239 L	01-Feb-18 14:53	1
PFDA	ND	0.781	2.62	4.19		B8A0134	24-Jan-18	0.239 L	01-Feb-18 14:53	1
MeFOSAA	ND	0.864	2.62	4.19		B8A0134	24-Jan-18	0.239 L	01-Feb-18 14:53	1
PFUnA	ND	0.550	2.62	4.19		B8A0134	24-Jan-18	0.239 L	01-Feb-18 14:53	1
EtFOSAA	ND	0.718	2.62	4.19		B8A0134	24-Jan-18	0.239 L	01-Feb-18 14:53	1
PFDoA	ND	0.415	2.62	4.19		B8A0134	24-Jan-18	0.239 L	01-Feb-18 14:53	1
PFTrDA	ND	0.259	2.62	4.19		B8A0134	24-Jan-18	0.239 L	01-Feb-18 14:53	1
PFTeDA	ND	0.396	2.62	4.19		B8A0134	24-Jan-18	0.239 L	01-Feb-18 14:53	1

Labeled Standards	Type	% Recovery	Limits	Qualifiers	Batch	Extracted	Samp Size	Analyzed	Dilution
13C3-PFBS	IS	101	50 - 150		B8A0134	24-Jan-18	0.239 L	01-Feb-18 14:53	1
13C2-PFHxA	IS	92.1	50 - 150		B8A0134	24-Jan-18	0.239 L	01-Feb-18 14:53	1
13C4-PFHpA	IS	98.2	50 - 150		B8A0134	24-Jan-18	0.239 L	01-Feb-18 14:53	1
18O2-PFHxS	IS	106	50 - 150		B8A0134	24-Jan-18	0.239 L	01-Feb-18 14:53	1
13C2-PFOA	IS	95.1	50 - 150		B8A0134	24-Jan-18	0.239 L	01-Feb-18 14:53	1
13C8-PFOS	IS	83.4	50 - 150		B8A0134	24-Jan-18	0.239 L	01-Feb-18 14:53	1
13C5-PFNA	IS	72.4	50 - 150		B8A0134	24-Jan-18	0.239 L	01-Feb-18 14:53	1
13C2-PFDA	IS	75.6	50 - 150		B8A0134	24-Jan-18	0.239 L	01-Feb-18 14:53	1
d3-MeFOSAA	IS	77.1	50 - 150		B8A0134	24-Jan-18	0.239 L	01-Feb-18 14:53	1
13C2-PFUnA	IS	76.9	50 - 150		B8A0134	24-Jan-18	0.239 L	01-Feb-18 14:53	1
d5-EtFOSAA	IS	78.4	50 - 150		B8A0134	24-Jan-18	0.239 L	01-Feb-18 14:53	1
13C2-PFDoA	IS	67.1	50 - 150		B8A0134	24-Jan-18	0.239 L	01-Feb-18 14:53	1
13C2-PFTeDA	IS	45.9	50 - 150	H	B8A0134	24-Jan-18	0.239 L	01-Feb-18 14:53	1

DL - Detection Limit
LOD - Limit of Detection
LOQ - Limit of quantitation
LCL-UCL- Lower control limit - upper control limit
Results reported to the DL.
When reported, PFHxS, PFOA and PFOS include both linear and branched isomers.
Only the linear isomer is reported for all other analytes.

Vista Analytical Laboratory

Sample ID: FT-TW510-1520

Modified EPA Method 537

Client Data

Name: Tetra Tech
Project: 112G08005-WE05
SDG: WE05

Matrix: Groundwater
Date Collected: 18-Jan-18 08:15

Laboratory Data

Lab Sample: 1800153-02
Date Received: 19-Jan-18 09:28

Column: BEH C18

Analyte	Conc. (ng/L)	DL	LOD	LOQ	Qualifiers	Batch	Extracted	Samp Size	Analyzed	Dilution
PFBS	12.0	0.911	2.55	4.07		B8A0134	24-Jan-18	0.245 L	01-Feb-18 15:04	1
PFHxA	456	1.11	2.55	4.07		B8A0134	24-Jan-18	0.245 L	01-Feb-18 15:04	1
PFHpA	332	0.301	2.55	4.07		B8A0134	24-Jan-18	0.245 L	01-Feb-18 15:04	1
PFHxS	4170	2.41	12.8	20.4	D	B8A0134	24-Jan-18	0.245 L	05-Feb-18 14:45	5
PFOA	2200	1.66	12.8	20.4	D	B8A0134	24-Jan-18	0.245 L	05-Feb-18 14:45	5
PFOS	962	0.411	2.55	4.07		B8A0134	24-Jan-18	0.245 L	01-Feb-18 15:04	1
PFNA	ND	0.412	2.55	4.07		B8A0134	24-Jan-18	0.245 L	01-Feb-18 15:04	1
PFDA	70.6	0.759	2.55	4.07		B8A0134	24-Jan-18	0.245 L	01-Feb-18 15:04	1
MeFOSAA	ND	0.840	2.55	4.07		B8A0134	24-Jan-18	0.245 L	01-Feb-18 15:04	1
PFUnA	28.8	0.535	2.55	4.07		B8A0134	24-Jan-18	0.245 L	01-Feb-18 15:04	1
EtFOSAA	ND	0.698	2.55	4.07		B8A0134	24-Jan-18	0.245 L	01-Feb-18 15:04	1
PFDoA	ND	0.403	2.55	4.07		B8A0134	24-Jan-18	0.245 L	01-Feb-18 15:04	1
PFTrDA	ND	0.252	2.55	4.07		B8A0134	24-Jan-18	0.245 L	01-Feb-18 15:04	1
PFTeDA	ND	0.384	2.55	4.07		B8A0134	24-Jan-18	0.245 L	01-Feb-18 15:04	1

Labeled Standards	Type	% Recovery	Limits	Qualifiers	Batch	Extracted	Samp Size	Analyzed	Dilution
13C3-PFBS	IS	103	50 - 150		B8A0134	24-Jan-18	0.245 L	01-Feb-18 15:04	1
13C2-PFHxA	IS	98.1	50 - 150		B8A0134	24-Jan-18	0.245 L	01-Feb-18 15:04	1
13C4-PFHpA	IS	97.4	50 - 150		B8A0134	24-Jan-18	0.245 L	01-Feb-18 15:04	1
18O2-PFHxS	IS	80.9	50 - 150	D	B8A0134	24-Jan-18	0.245 L	05-Feb-18 14:45	5
13C2-PFOA	IS	98.3	50 - 150	D	B8A0134	24-Jan-18	0.245 L	05-Feb-18 14:45	5
13C8-PFOS	IS	95.3	50 - 150		B8A0134	24-Jan-18	0.245 L	01-Feb-18 15:04	1
13C5-PFNA	IS	92.2	50 - 150		B8A0134	24-Jan-18	0.245 L	01-Feb-18 15:04	1
13C2-PFDA	IS	76.0	50 - 150		B8A0134	24-Jan-18	0.245 L	01-Feb-18 15:04	1
d3-MeFOSAA	IS	75.0	50 - 150		B8A0134	24-Jan-18	0.245 L	01-Feb-18 15:04	1
13C2-PFUnA	IS	80.6	50 - 150		B8A0134	24-Jan-18	0.245 L	01-Feb-18 15:04	1
d5-EtFOSAA	IS	80.3	50 - 150		B8A0134	24-Jan-18	0.245 L	01-Feb-18 15:04	1
13C2-PFDoA	IS	79.9	50 - 150		B8A0134	24-Jan-18	0.245 L	01-Feb-18 15:04	1
13C2-PFTeDA	IS	78.9	50 - 150		B8A0134	24-Jan-18	0.245 L	01-Feb-18 15:04	1

DL - Detection Limit
LOD - Limit of Detection
LOQ - Limit of quantitation
LCL-UCL- Lower control limit - upper control limit
Results reported to the DL.
When reported, PFHxS, PFOA and PFOS include both linear and branched isomers.
Only the linear isomer is reported for all other analytes.

Sample ID: FT-TW511-1722

Modified EPA Method 537

Client Data

Name: Tetra Tech
Project: 112G08005-WE05
SDG: WE05

Matrix: Groundwater
Date Collected: 18-Jan-18 09:18

Laboratory Data

Lab Sample: 1800153-03
Date Received: 19-Jan-18 09:28

Column: BEH C18

Analyte	Conc. (ng/L)	DL	LOD	LOQ	Qualifiers	Batch	Extracted	Samp Size	Analyzed	Dilution
PFBS	2.01	0.922	2.57	4.12	J	B8A0134	24-Jan-18	0.243 L	01-Feb-18 15:16	1
PFHxA	107	1.12	2.57	4.12		B8A0134	24-Jan-18	0.243 L	01-Feb-18 15:16	1
PFHpA	146	0.304	2.57	4.12		B8A0134	24-Jan-18	0.243 L	01-Feb-18 15:16	1
PFHxS	260	0.488	2.57	4.12		B8A0134	24-Jan-18	0.243 L	01-Feb-18 15:16	1
PFOA	1130	0.335	2.57	4.12		B8A0134	24-Jan-18	0.243 L	01-Feb-18 15:16	1
PFOS	62.2	0.416	2.57	4.12		B8A0134	24-Jan-18	0.243 L	01-Feb-18 15:16	1
PFNA	1050	0.417	2.57	4.12		B8A0134	24-Jan-18	0.243 L	01-Feb-18 15:16	1
PFDA	6.95	0.768	2.57	4.12		B8A0134	24-Jan-18	0.243 L	01-Feb-18 15:16	1
MeFOSAA	ND	0.850	2.57	4.12		B8A0134	24-Jan-18	0.243 L	01-Feb-18 15:16	1
PFUnA	9.74	0.541	2.57	4.12		B8A0134	24-Jan-18	0.243 L	01-Feb-18 15:16	1
EtFOSAA	ND	0.706	2.57	4.12		B8A0134	24-Jan-18	0.243 L	01-Feb-18 15:16	1
PFDoA	ND	0.408	2.57	4.12		B8A0134	24-Jan-18	0.243 L	01-Feb-18 15:16	1
PFTrDA	ND	0.254	2.57	4.12		B8A0134	24-Jan-18	0.243 L	01-Feb-18 15:16	1
PFTeDA	ND	0.389	2.57	4.12		B8A0134	24-Jan-18	0.243 L	01-Feb-18 15:16	1

Labeled Standards	Type	% Recovery	Limits	Qualifiers	Batch	Extracted	Samp Size	Analyzed	Dilution
13C3-PFBS	IS	87.9	50 - 150		B8A0134	24-Jan-18	0.243 L	01-Feb-18 15:16	1
13C2-PFHxA	IS	93.0	50 - 150		B8A0134	24-Jan-18	0.243 L	01-Feb-18 15:16	1
13C4-PFHpA	IS	99.8	50 - 150		B8A0134	24-Jan-18	0.243 L	01-Feb-18 15:16	1
18O2-PFHxS	IS	88.9	50 - 150		B8A0134	24-Jan-18	0.243 L	01-Feb-18 15:16	1
13C2-PFOA	IS	100	50 - 150		B8A0134	24-Jan-18	0.243 L	01-Feb-18 15:16	1
13C8-PFOS	IS	95.4	50 - 150		B8A0134	24-Jan-18	0.243 L	01-Feb-18 15:16	1
13C5-PFNA	IS	84.7	50 - 150		B8A0134	24-Jan-18	0.243 L	01-Feb-18 15:16	1
13C2-PFDA	IS	75.9	50 - 150		B8A0134	24-Jan-18	0.243 L	01-Feb-18 15:16	1
d3-MeFOSAA	IS	69.8	50 - 150		B8A0134	24-Jan-18	0.243 L	01-Feb-18 15:16	1
13C2-PFUnA	IS	75.6	50 - 150		B8A0134	24-Jan-18	0.243 L	01-Feb-18 15:16	1
d5-EtFOSAA	IS	85.5	50 - 150		B8A0134	24-Jan-18	0.243 L	01-Feb-18 15:16	1
13C2-PFDoA	IS	77.5	50 - 150		B8A0134	24-Jan-18	0.243 L	01-Feb-18 15:16	1
13C2-PFTeDA	IS	66.3	50 - 150		B8A0134	24-Jan-18	0.243 L	01-Feb-18 15:16	1

DL - Detection Limit
LOD - Limit of Detection
LOQ - Limit of quantitation
LCL-UCL- Lower control limit - upper control limit
Results reported to the DL.
When reported, PFHxS, PFOA and PFOS include both linear and branched isomers.
Only the linear isomer is reported for all other analytes.

Sample ID: FT-TW513-2025 **Modified EPA Method 537**

Client Data

Name: Tetra Tech
Project: 112G08005-WE05
SDG: WE05

Matrix: Groundwater
Date Collected: 18-Jan-18 09:50

Laboratory Data

Lab Sample: 1800153-04
Date Received: 19-Jan-18 09:28

Column: BEH C18

Analyte	Conc. (ng/L)	DL	LOD	LOQ	Qualifiers	Batch	Extracted	Samp Size	Analyzed	Dilution
PFBS	3.64	0.956	2.67	4.27	J	B8A0134	24-Jan-18	0.234 L	01-Feb-18 15:27	1
PFHxA	99.8	1.16	2.67	4.27		B8A0134	24-Jan-18	0.234 L	01-Feb-18 15:27	1
PFHpA	60.2	0.316	2.67	4.27		B8A0134	24-Jan-18	0.234 L	01-Feb-18 15:27	1
PFHxS	107	0.506	2.67	4.27		B8A0134	24-Jan-18	0.234 L	01-Feb-18 15:27	1
PFOA	132	0.348	2.67	4.27		B8A0134	24-Jan-18	0.234 L	01-Feb-18 15:27	1
PFOS	1.47	0.431	2.67	4.27	J	B8A0134	24-Jan-18	0.234 L	01-Feb-18 15:27	1
PFNA	13.6	0.433	2.67	4.27		B8A0134	24-Jan-18	0.234 L	01-Feb-18 15:27	1
PFDA	ND	0.796	2.67	4.27		B8A0134	24-Jan-18	0.234 L	01-Feb-18 15:27	1
MeFOSAA	ND	0.882	2.67	4.27		B8A0134	24-Jan-18	0.234 L	01-Feb-18 15:27	1
PFUnA	ND	0.561	2.67	4.27		B8A0134	24-Jan-18	0.234 L	01-Feb-18 15:27	1
EtFOSAA	ND	0.732	2.67	4.27		B8A0134	24-Jan-18	0.234 L	01-Feb-18 15:27	1
PFDoA	ND	0.423	2.67	4.27		B8A0134	24-Jan-18	0.234 L	01-Feb-18 15:27	1
PFTrDA	ND	0.264	2.67	4.27		B8A0134	24-Jan-18	0.234 L	01-Feb-18 15:27	1
PFTeDA	ND	0.403	2.67	4.27		B8A0134	24-Jan-18	0.234 L	01-Feb-18 15:27	1

Labeled Standards	Type	% Recovery	Limits	Qualifiers	Batch	Extracted	Samp Size	Analyzed	Dilution
13C3-PFBS	IS	107	50 - 150		B8A0134	24-Jan-18	0.234 L	01-Feb-18 15:27	1
13C2-PFHxA	IS	111	50 - 150		B8A0134	24-Jan-18	0.234 L	01-Feb-18 15:27	1
13C4-PFHpA	IS	113	50 - 150		B8A0134	24-Jan-18	0.234 L	01-Feb-18 15:27	1
18O2-PFHxS	IS	81.7	50 - 150		B8A0134	24-Jan-18	0.234 L	01-Feb-18 15:27	1
13C2-PFOA	IS	93.6	50 - 150		B8A0134	24-Jan-18	0.234 L	01-Feb-18 15:27	1
13C8-PFOS	IS	89.9	50 - 150		B8A0134	24-Jan-18	0.234 L	01-Feb-18 15:27	1
13C5-PFNA	IS	76.7	50 - 150		B8A0134	24-Jan-18	0.234 L	01-Feb-18 15:27	1
13C2-PFDA	IS	86.3	50 - 150		B8A0134	24-Jan-18	0.234 L	01-Feb-18 15:27	1
d3-MeFOSAA	IS	51.8	50 - 150		B8A0134	24-Jan-18	0.234 L	01-Feb-18 15:27	1
13C2-PFUnA	IS	79.5	50 - 150		B8A0134	24-Jan-18	0.234 L	01-Feb-18 15:27	1
d5-EtFOSAA	IS	50.0	50 - 150		B8A0134	24-Jan-18	0.234 L	01-Feb-18 15:27	1
13C2-PFDoA	IS	75.8	50 - 150		B8A0134	24-Jan-18	0.234 L	01-Feb-18 15:27	1
13C2-PFTeDA	IS	42.2	50 - 150	H	B8A0134	24-Jan-18	0.234 L	01-Feb-18 15:27	1

DL - Detection Limit
LOD - Limit of Detection
LOQ - Limit of quantitation
LCL-UCL- Lower control limit - upper control limit
Results reported to the DL.
When reported, PFHxS, PFOA and PFOS include both linear and branched isomers.
Only the linear isomer is reported for all other analytes.

Sample ID: FT-Dup03-20180118

Modified EPA Method 537

Client Data

Name: Tetra Tech
Project: 112G08005-WE05
SDG: WE05

Matrix: Groundwater
Date Collected: 18-Jan-18 08:00

Laboratory Data

Lab Sample: 1800153-05
Date Received: 19-Jan-18 09:28

Column: BEH C18

Analyte	Conc. (ng/L)	DL	LOD	LOQ	Qualifiers	Batch	Extracted	Samp Size	Analyzed	Dilution
PFBS	11.9	0.898	2.51	4.01		B8A0134	24-Jan-18	0.249 L	01-Feb-18 16:09	1
PFHxA	455	1.09	2.51	4.01		B8A0134	24-Jan-18	0.249 L	01-Feb-18 16:09	1
PFHpA	303	0.296	2.51	4.01		B8A0134	24-Jan-18	0.249 L	01-Feb-18 16:09	1
PFHxS	3550	2.38	12.6	20.1	D	B8A0134	24-Jan-18	0.249 L	05-Feb-18 14:56	5
PFOA	2520	1.63	12.6	20.1	D	B8A0134	24-Jan-18	0.249 L	05-Feb-18 14:56	5
PFOS	977	0.405	2.51	4.01		B8A0134	24-Jan-18	0.249 L	01-Feb-18 16:09	1
PFNA	ND	0.406	2.51	4.01		B8A0134	24-Jan-18	0.249 L	01-Feb-18 16:09	1
PFDA	73.0	0.747	2.51	4.01		B8A0134	24-Jan-18	0.249 L	01-Feb-18 16:09	1
MeFOSAA	ND	0.828	2.51	4.01		B8A0134	24-Jan-18	0.249 L	01-Feb-18 16:09	1
PFUnA	21.1	0.527	2.51	4.01		B8A0134	24-Jan-18	0.249 L	01-Feb-18 16:09	1
EtFOSAA	ND	0.687	2.51	4.01		B8A0134	24-Jan-18	0.249 L	01-Feb-18 16:09	1
PFDoA	0.442	0.397	2.51	4.01	J	B8A0134	24-Jan-18	0.249 L	01-Feb-18 16:09	1
PFTrDA	ND	0.248	2.51	4.01		B8A0134	24-Jan-18	0.249 L	01-Feb-18 16:09	1
PFTeDA	ND	0.379	2.51	4.01		B8A0134	24-Jan-18	0.249 L	01-Feb-18 16:09	1

Labeled Standards	Type	% Recovery	Limits	Qualifiers	Batch	Extracted	Samp Size	Analyzed	Dilution
13C3-PFBS	IS	104	50 - 150		B8A0134	24-Jan-18	0.249 L	01-Feb-18 16:09	1
13C2-PFHxA	IS	98.8	50 - 150		B8A0134	24-Jan-18	0.249 L	01-Feb-18 16:09	1
13C4-PFHpA	IS	108	50 - 150		B8A0134	24-Jan-18	0.249 L	01-Feb-18 16:09	1
18O2-PFHxS	IS	103	50 - 150	D	B8A0134	24-Jan-18	0.249 L	05-Feb-18 14:56	5
13C2-PFOA	IS	116	50 - 150	D	B8A0134	24-Jan-18	0.249 L	05-Feb-18 14:56	5
13C8-PFOS	IS	95.1	50 - 150		B8A0134	24-Jan-18	0.249 L	01-Feb-18 16:09	1
13C5-PFNA	IS	95.9	50 - 150		B8A0134	24-Jan-18	0.249 L	01-Feb-18 16:09	1
13C2-PFDA	IS	88.8	50 - 150		B8A0134	24-Jan-18	0.249 L	01-Feb-18 16:09	1
d3-MeFOSAA	IS	76.4	50 - 150		B8A0134	24-Jan-18	0.249 L	01-Feb-18 16:09	1
13C2-PFUnA	IS	92.5	50 - 150		B8A0134	24-Jan-18	0.249 L	01-Feb-18 16:09	1
d5-EtFOSAA	IS	80.8	50 - 150		B8A0134	24-Jan-18	0.249 L	01-Feb-18 16:09	1
13C2-PFDoA	IS	80.6	50 - 150		B8A0134	24-Jan-18	0.249 L	01-Feb-18 16:09	1
13C2-PFTeDA	IS	74.0	50 - 150		B8A0134	24-Jan-18	0.249 L	01-Feb-18 16:09	1

DL - Detection Limit
LOD - Limit of Detection
LOQ - Limit of quantitation
LCL-UCL- Lower control limit - upper control limit
Results reported to the DL.
When reported, PFHxS, PFOA and PFOS include both linear and branched isomers.
Only the linear isomer is reported for all other analytes.

Sample ID: FT-TW507-1924-FRB

Modified EPA Method 537

Client Data

Name: Tetra Tech
Project: 112G08005-WE05
SDG: WE05

Matrix: QC Water
Date Collected: 18-Jan-18 10:30

Laboratory Data

Lab Sample: 1800153-06
Date Received: 19-Jan-18 09:28

Column: BEH C18

Analyte	Conc. (ng/L)	DL	LOD	LOQ	Qualifiers	Batch	Extracted	Samp Size	Analyzed	Dilution
PFBS	ND	0.882	2.46	3.94		B8A0134	24-Jan-18	0.254 L	01-Feb-18 16:20	1
PFHxA	ND	1.07	2.46	3.94		B8A0134	24-Jan-18	0.254 L	01-Feb-18 16:20	1
PFHpA	ND	0.291	2.46	3.94		B8A0134	24-Jan-18	0.254 L	01-Feb-18 16:20	1
PFHxS	ND	0.467	2.46	3.94		B8A0134	24-Jan-18	0.254 L	01-Feb-18 16:20	1
PFOA	ND	0.321	2.46	3.94		B8A0134	24-Jan-18	0.254 L	01-Feb-18 16:20	1
PFOS	ND	0.398	2.46	3.94		B8A0134	24-Jan-18	0.254 L	01-Feb-18 16:20	1
PFNA	ND	0.399	2.46	3.94		B8A0134	24-Jan-18	0.254 L	01-Feb-18 16:20	1
PFDA	ND	0.734	2.46	3.94		B8A0134	24-Jan-18	0.254 L	01-Feb-18 16:20	1
MeFOSAA	ND	0.813	2.46	3.94		B8A0134	24-Jan-18	0.254 L	01-Feb-18 16:20	1
PFUnA	ND	0.517	2.46	3.94		B8A0134	24-Jan-18	0.254 L	01-Feb-18 16:20	1
EtFOSAA	ND	0.675	2.46	3.94		B8A0134	24-Jan-18	0.254 L	01-Feb-18 16:20	1
PFDoA	ND	0.390	2.46	3.94		B8A0134	24-Jan-18	0.254 L	01-Feb-18 16:20	1
PFTrDA	ND	0.243	2.46	3.94		B8A0134	24-Jan-18	0.254 L	01-Feb-18 16:20	1
PFTeDA	ND	0.372	2.46	3.94		B8A0134	24-Jan-18	0.254 L	01-Feb-18 16:20	1

Labeled Standards	Type	% Recovery	Limits	Qualifiers	Batch	Extracted	Samp Size	Analyzed	Dilution
13C3-PFBS	IS	96.3	50 - 150		B8A0134	24-Jan-18	0.254 L	01-Feb-18 16:20	1
13C2-PFHxA	IS	95.3	50 - 150		B8A0134	24-Jan-18	0.254 L	01-Feb-18 16:20	1
13C4-PFHpA	IS	105	50 - 150		B8A0134	24-Jan-18	0.254 L	01-Feb-18 16:20	1
18O2-PFHxS	IS	115	50 - 150		B8A0134	24-Jan-18	0.254 L	01-Feb-18 16:20	1
13C2-PFOA	IS	93.5	50 - 150		B8A0134	24-Jan-18	0.254 L	01-Feb-18 16:20	1
13C8-PFOS	IS	94.0	50 - 150		B8A0134	24-Jan-18	0.254 L	01-Feb-18 16:20	1
13C5-PFNA	IS	96.6	50 - 150		B8A0134	24-Jan-18	0.254 L	01-Feb-18 16:20	1
13C2-PFDA	IS	62.6	50 - 150		B8A0134	24-Jan-18	0.254 L	01-Feb-18 16:20	1
d3-MeFOSAA	IS	59.1	50 - 150		B8A0134	24-Jan-18	0.254 L	01-Feb-18 16:20	1
13C2-PFUnA	IS	68.4	50 - 150		B8A0134	24-Jan-18	0.254 L	01-Feb-18 16:20	1
d5-EtFOSAA	IS	68.6	50 - 150		B8A0134	24-Jan-18	0.254 L	01-Feb-18 16:20	1
13C2-PFDoA	IS	61.7	50 - 150		B8A0134	24-Jan-18	0.254 L	01-Feb-18 16:20	1
13C2-PFTeDA	IS	57.6	50 - 150		B8A0134	24-Jan-18	0.254 L	01-Feb-18 16:20	1

DL - Detection Limit
LOD - Limit of Detection
LOQ - Limit of quantitation
LCL-UCL- Lower control limit - upper control limit
Results reported to the DL.
When reported, PFHxS, PFOA and PFOS include both linear and branched isomers.
Only the linear isomer is reported for all other analytes.

Sample ID: FT-EB01-20180116 **Modified EPA Method 537**

Client Data

Name: Tetra Tech
Project: 112G08005-WE05
SDG: WE05
Matrix: QC Water
Date Collected: 16-Jan-18 16:00

Laboratory Data

Lab Sample: 1800153-07
Date Received: 19-Jan-18 09:28
Column: BEH C18

Analyte	Conc. (ng/L)	DL	LOD	LOQ	Qualifiers	Batch	Extracted	Samp Size	Analyzed	Dilution
PFBS	ND	0.880	2.46	3.93		B8A0134	24-Jan-18	0.254 L	01-Feb-18 16:32	1
PFHxA	ND	1.07	2.46	3.93		B8A0134	24-Jan-18	0.254 L	01-Feb-18 16:32	1
PFHpA	ND	0.290	2.46	3.93		B8A0134	24-Jan-18	0.254 L	01-Feb-18 16:32	1
PFHxS	ND	0.465	2.46	3.93		B8A0134	24-Jan-18	0.254 L	01-Feb-18 16:32	1
PFOA	ND	0.320	2.46	3.93		B8A0134	24-Jan-18	0.254 L	01-Feb-18 16:32	1
PFOS	ND	0.397	2.46	3.93		B8A0134	24-Jan-18	0.254 L	01-Feb-18 16:32	1
PFNA	ND	0.398	2.46	3.93		B8A0134	24-Jan-18	0.254 L	01-Feb-18 16:32	1
PFDA	ND	0.732	2.46	3.93		B8A0134	24-Jan-18	0.254 L	01-Feb-18 16:32	1
MeFOSAA	ND	0.811	2.46	3.93		B8A0134	24-Jan-18	0.254 L	01-Feb-18 16:32	1
PFUnA	1.34	0.516	2.46	3.93	J	B8A0134	24-Jan-18	0.254 L	01-Feb-18 16:32	1
EtFOSAA	ND	0.673	2.46	3.93		B8A0134	24-Jan-18	0.254 L	01-Feb-18 16:32	1
PFDoA	ND	0.389	2.46	3.93		B8A0134	24-Jan-18	0.254 L	01-Feb-18 16:32	1
PFTrDA	ND	0.243	2.46	3.93		B8A0134	24-Jan-18	0.254 L	01-Feb-18 16:32	1
PFTeDA	ND	0.371	2.46	3.93		B8A0134	24-Jan-18	0.254 L	01-Feb-18 16:32	1

Labeled Standards	Type	% Recovery	Limits	Qualifiers	Batch	Extracted	Samp Size	Analyzed	Dilution
13C3-PFBS	IS	97.0	50 - 150		B8A0134	24-Jan-18	0.254 L	01-Feb-18 16:32	1
13C2-PFHxA	IS	90.8	50 - 150		B8A0134	24-Jan-18	0.254 L	01-Feb-18 16:32	1
13C4-PFHpA	IS	92.4	50 - 150		B8A0134	24-Jan-18	0.254 L	01-Feb-18 16:32	1
18O2-PFHxS	IS	98.5	50 - 150		B8A0134	24-Jan-18	0.254 L	01-Feb-18 16:32	1
13C2-PFOA	IS	99.9	50 - 150		B8A0134	24-Jan-18	0.254 L	01-Feb-18 16:32	1
13C8-PFOS	IS	106	50 - 150		B8A0134	24-Jan-18	0.254 L	01-Feb-18 16:32	1
13C5-PFNA	IS	78.3	50 - 150		B8A0134	24-Jan-18	0.254 L	01-Feb-18 16:32	1
13C2-PFDA	IS	103	50 - 150		B8A0134	24-Jan-18	0.254 L	01-Feb-18 16:32	1
d3-MeFOSAA	IS	65.5	50 - 150		B8A0134	24-Jan-18	0.254 L	01-Feb-18 16:32	1
13C2-PFUnA	IS	74.6	50 - 150		B8A0134	24-Jan-18	0.254 L	01-Feb-18 16:32	1
d5-EtFOSAA	IS	72.2	50 - 150		B8A0134	24-Jan-18	0.254 L	01-Feb-18 16:32	1
13C2-PFDoA	IS	75.6	50 - 150		B8A0134	24-Jan-18	0.254 L	01-Feb-18 16:32	1
13C2-PFTeDA	IS	68.8	50 - 150		B8A0134	24-Jan-18	0.254 L	01-Feb-18 16:32	1

DL - Detection Limit
LOD - Limit of Detection
LOQ - Limit of quantitation
LCL-UCL- Lower control limit - upper control limit
Results reported to the DL.
When reported, PFHxS, PFOA and PFOS include both linear and branched isomers.
Only the linear isomer is reported for all other analytes.

Sample ID: FT-EB02-20180117

Modified EPA Method 537

Client Data

Name: Tetra Tech
Project: 112G08005-WE05
SDG: WE05

Matrix: QC Water
Date Collected: 17-Jan-18 11:05

Laboratory Data

Lab Sample: 1800153-08
Date Received: 19-Jan-18 09:28

Column: BEH C18

Analyte	Conc. (ng/L)	DL	LOD	LOQ	Qualifiers	Batch	Extracted	Samp Size	Analyzed	Dilution
PFBS	ND	0.868	2.42	3.88		B8A0134	24-Jan-18	0.258 L	01-Feb-18 16:43	1
PFHxA	ND	1.06	2.42	3.88		B8A0134	24-Jan-18	0.258 L	01-Feb-18 16:43	1
PFHpA	ND	0.286	2.42	3.88		B8A0134	24-Jan-18	0.258 L	01-Feb-18 16:43	1
PFHxS	ND	0.459	2.42	3.88		B8A0134	24-Jan-18	0.258 L	01-Feb-18 16:43	1
PFOA	ND	0.316	2.42	3.88		B8A0134	24-Jan-18	0.258 L	01-Feb-18 16:43	1
PFOS	ND	0.391	2.42	3.88		B8A0134	24-Jan-18	0.258 L	01-Feb-18 16:43	1
PFNA	ND	0.393	2.42	3.88		B8A0134	24-Jan-18	0.258 L	01-Feb-18 16:43	1
PFDA	ND	0.722	2.42	3.88		B8A0134	24-Jan-18	0.258 L	01-Feb-18 16:43	1
MeFOSAA	ND	0.800	2.42	3.88		B8A0134	24-Jan-18	0.258 L	01-Feb-18 16:43	1
PFUnA	ND	0.509	2.42	3.88		B8A0134	24-Jan-18	0.258 L	01-Feb-18 16:43	1
EtFOSAA	ND	0.664	2.42	3.88		B8A0134	24-Jan-18	0.258 L	01-Feb-18 16:43	1
PFDoA	ND	0.384	2.42	3.88		B8A0134	24-Jan-18	0.258 L	01-Feb-18 16:43	1
PFTrDA	ND	0.239	2.42	3.88		B8A0134	24-Jan-18	0.258 L	01-Feb-18 16:43	1
PFTeDA	ND	0.366	2.42	3.88		B8A0134	24-Jan-18	0.258 L	01-Feb-18 16:43	1

Labeled Standards	Type	% Recovery	Limits	Qualifiers	Batch	Extracted	Samp Size	Analyzed	Dilution
13C3-PFBS	IS	100	50 - 150		B8A0134	24-Jan-18	0.258 L	01-Feb-18 16:43	1
13C2-PFHxA	IS	88.8	50 - 150		B8A0134	24-Jan-18	0.258 L	01-Feb-18 16:43	1
13C4-PFHpA	IS	104	50 - 150		B8A0134	24-Jan-18	0.258 L	01-Feb-18 16:43	1
18O2-PFHxS	IS	103	50 - 150		B8A0134	24-Jan-18	0.258 L	01-Feb-18 16:43	1
13C2-PFOA	IS	91.7	50 - 150		B8A0134	24-Jan-18	0.258 L	01-Feb-18 16:43	1
13C8-PFOS	IS	99.2	50 - 150		B8A0134	24-Jan-18	0.258 L	01-Feb-18 16:43	1
13C5-PFNA	IS	97.6	50 - 150		B8A0134	24-Jan-18	0.258 L	01-Feb-18 16:43	1
13C2-PFDA	IS	83.8	50 - 150		B8A0134	24-Jan-18	0.258 L	01-Feb-18 16:43	1
d3-MeFOSAA	IS	79.0	50 - 150		B8A0134	24-Jan-18	0.258 L	01-Feb-18 16:43	1
13C2-PFUnA	IS	92.7	50 - 150		B8A0134	24-Jan-18	0.258 L	01-Feb-18 16:43	1
d5-EtFOSAA	IS	77.8	50 - 150		B8A0134	24-Jan-18	0.258 L	01-Feb-18 16:43	1
13C2-PFDoA	IS	81.7	50 - 150		B8A0134	24-Jan-18	0.258 L	01-Feb-18 16:43	1
13C2-PFTeDA	IS	74.2	50 - 150		B8A0134	24-Jan-18	0.258 L	01-Feb-18 16:43	1

DL - Detection Limit
LOD - Limit of Detection
LOQ - Limit of quantitation
LCL-UCL- Lower control limit - upper control limit
Results reported to the DL.
When reported, PFHxS, PFOA and PFOS include both linear and branched isomers.
Only the linear isomer is reported for all other analytes.

Sample ID: FT-EB03-20180118

Modified EPA Method 537

Client Data

Name: Tetra Tech
Project: 112G08005-WE05
SDG: WE05

Matrix: QC Water
Date Collected: 18-Jan-18 10:00

Laboratory Data

Lab Sample: 1800153-09
Date Received: 19-Jan-18 09:28

Column: BEH C18

Analyte	Conc. (ng/L)	DL	LOD	LOQ	Qualifiers	Batch	Extracted	Samp Size	Analyzed	Dilution
PFBS	ND	0.955	2.67	4.27		B8A0134	24-Jan-18	0.234 L	01-Feb-18 16:55	1
PFHxA	ND	1.16	2.67	4.27		B8A0134	24-Jan-18	0.234 L	01-Feb-18 16:55	1
PFHpA	ND	0.315	2.67	4.27		B8A0134	24-Jan-18	0.234 L	01-Feb-18 16:55	1
PFHxS	ND	0.505	2.67	4.27		B8A0134	24-Jan-18	0.234 L	01-Feb-18 16:55	1
PFOA	ND	0.347	2.67	4.27		B8A0134	24-Jan-18	0.234 L	01-Feb-18 16:55	1
PFOS	ND	0.430	2.67	4.27		B8A0134	24-Jan-18	0.234 L	01-Feb-18 16:55	1
PFNA	ND	0.432	2.67	4.27		B8A0134	24-Jan-18	0.234 L	01-Feb-18 16:55	1
PFDA	ND	0.795	2.67	4.27		B8A0134	24-Jan-18	0.234 L	01-Feb-18 16:55	1
MeFOSAA	ND	0.880	2.67	4.27		B8A0134	24-Jan-18	0.234 L	01-Feb-18 16:55	1
PFUnA	ND	0.560	2.67	4.27		B8A0134	24-Jan-18	0.234 L	01-Feb-18 16:55	1
EtFOSAA	ND	0.731	2.67	4.27		B8A0134	24-Jan-18	0.234 L	01-Feb-18 16:55	1
PFDoA	ND	0.422	2.67	4.27		B8A0134	24-Jan-18	0.234 L	01-Feb-18 16:55	1
PFTrDA	ND	0.264	2.67	4.27		B8A0134	24-Jan-18	0.234 L	01-Feb-18 16:55	1
PFTeDA	ND	0.403	2.67	4.27		B8A0134	24-Jan-18	0.234 L	01-Feb-18 16:55	1

Labeled Standards	Type	% Recovery	Limits	Qualifiers	Batch	Extracted	Samp Size	Analyzed	Dilution
13C3-PFBS	IS	102	50 - 150		B8A0134	24-Jan-18	0.234 L	01-Feb-18 16:55	1
13C2-PFHxA	IS	97.8	50 - 150		B8A0134	24-Jan-18	0.234 L	01-Feb-18 16:55	1
13C4-PFHpA	IS	93.3	50 - 150		B8A0134	24-Jan-18	0.234 L	01-Feb-18 16:55	1
18O2-PFHxS	IS	102	50 - 150		B8A0134	24-Jan-18	0.234 L	01-Feb-18 16:55	1
13C2-PFOA	IS	92.3	50 - 150		B8A0134	24-Jan-18	0.234 L	01-Feb-18 16:55	1
13C8-PFOS	IS	99.1	50 - 150		B8A0134	24-Jan-18	0.234 L	01-Feb-18 16:55	1
13C5-PFNA	IS	79.7	50 - 150		B8A0134	24-Jan-18	0.234 L	01-Feb-18 16:55	1
13C2-PFDA	IS	74.2	50 - 150		B8A0134	24-Jan-18	0.234 L	01-Feb-18 16:55	1
d3-MeFOSAA	IS	57.8	50 - 150		B8A0134	24-Jan-18	0.234 L	01-Feb-18 16:55	1
13C2-PFUnA	IS	66.5	50 - 150		B8A0134	24-Jan-18	0.234 L	01-Feb-18 16:55	1
d5-EtFOSAA	IS	61.3	50 - 150		B8A0134	24-Jan-18	0.234 L	01-Feb-18 16:55	1
13C2-PFDoA	IS	70.5	50 - 150		B8A0134	24-Jan-18	0.234 L	01-Feb-18 16:55	1
13C2-PFTeDA	IS	54.1	50 - 150		B8A0134	24-Jan-18	0.234 L	01-Feb-18 16:55	1

DL - Detection Limit
LOD - Limit of Detection
LOQ - Limit of quantitation
LCL-UCL- Lower control limit - upper control limit
Results reported to the DL.
When reported, PFHxS, PFOA and PFOS include both linear and branched isomers.
Only the linear isomer is reported for all other analytes.

Sample ID: FT-FRB01-20180116 **Modified EPA Method 537**

Client Data

Name: Tetra Tech
Project: 112G08005-WE05
SDG: WE05

Matrix: QC Water
Date Collected: 16-Jan-18 16:05

Laboratory Data

Lab Sample: 1800153-10
Date Received: 19-Jan-18 09:28

Column: BEH C18

Analyte	Conc. (ng/L)	DL	LOD	LOQ	Qualifiers	Batch	Extracted	Samp Size	Analyzed	Dilution
PFBS	ND	0.872	2.43	3.90		B8A0134	24-Jan-18	0.257 L	01-Feb-18 17:06	1
PFHxA	ND	1.06	2.43	3.90		B8A0134	24-Jan-18	0.257 L	01-Feb-18 17:06	1
PFHpA	ND	0.288	2.43	3.90		B8A0134	24-Jan-18	0.257 L	01-Feb-18 17:06	1
PFHxS	ND	0.461	2.43	3.90		B8A0134	24-Jan-18	0.257 L	01-Feb-18 17:06	1
PFOA	ND	0.317	2.43	3.90		B8A0134	24-Jan-18	0.257 L	01-Feb-18 17:06	1
PFOS	ND	0.393	2.43	3.90		B8A0134	24-Jan-18	0.257 L	01-Feb-18 17:06	1
PFNA	ND	0.395	2.43	3.90		B8A0134	24-Jan-18	0.257 L	01-Feb-18 17:06	1
PFDA	ND	0.726	2.43	3.90		B8A0134	24-Jan-18	0.257 L	01-Feb-18 17:06	1
MeFOSAA	ND	0.804	2.43	3.90		B8A0134	24-Jan-18	0.257 L	01-Feb-18 17:06	1
PFUnA	ND	0.511	2.43	3.90		B8A0134	24-Jan-18	0.257 L	01-Feb-18 17:06	1
EtFOSAA	ND	0.667	2.43	3.90		B8A0134	24-Jan-18	0.257 L	01-Feb-18 17:06	1
PFDoA	ND	0.386	2.43	3.90		B8A0134	24-Jan-18	0.257 L	01-Feb-18 17:06	1
PFTrDA	ND	0.241	2.43	3.90		B8A0134	24-Jan-18	0.257 L	01-Feb-18 17:06	1
PFTeDA	ND	0.368	2.43	3.90		B8A0134	24-Jan-18	0.257 L	01-Feb-18 17:06	1

Labeled Standards	Type	% Recovery	Limits	Qualifiers	Batch	Extracted	Samp Size	Analyzed	Dilution
13C3-PFBS	IS	92.6	50 - 150		B8A0134	24-Jan-18	0.257 L	01-Feb-18 17:06	1
13C2-PFHxA	IS	96.2	50 - 150		B8A0134	24-Jan-18	0.257 L	01-Feb-18 17:06	1
13C4-PFHpA	IS	110	50 - 150		B8A0134	24-Jan-18	0.257 L	01-Feb-18 17:06	1
18O2-PFHxS	IS	88.4	50 - 150		B8A0134	24-Jan-18	0.257 L	01-Feb-18 17:06	1
13C2-PFOA	IS	89.4	50 - 150		B8A0134	24-Jan-18	0.257 L	01-Feb-18 17:06	1
13C8-PFOS	IS	96.1	50 - 150		B8A0134	24-Jan-18	0.257 L	01-Feb-18 17:06	1
13C5-PFNA	IS	85.5	50 - 150		B8A0134	24-Jan-18	0.257 L	01-Feb-18 17:06	1
13C2-PFDA	IS	109	50 - 150		B8A0134	24-Jan-18	0.257 L	01-Feb-18 17:06	1
d3-MeFOSAA	IS	66.3	50 - 150		B8A0134	24-Jan-18	0.257 L	01-Feb-18 17:06	1
13C2-PFUnA	IS	85.7	50 - 150		B8A0134	24-Jan-18	0.257 L	01-Feb-18 17:06	1
d5-EtFOSAA	IS	68.2	50 - 150		B8A0134	24-Jan-18	0.257 L	01-Feb-18 17:06	1
13C2-PFDoA	IS	75.5	50 - 150		B8A0134	24-Jan-18	0.257 L	01-Feb-18 17:06	1
13C2-PFTeDA	IS	57.8	50 - 150		B8A0134	24-Jan-18	0.257 L	01-Feb-18 17:06	1

DL - Detection Limit
LOD - Limit of Detection
LOQ - Limit of quantitation
LCL-UCL- Lower control limit - upper control limit
Results reported to the DL.
When reported, PFHxS, PFOA and PFOS include both linear and branched isomers.
Only the linear isomer is reported for all other analytes.

Sample ID: FT-FRB02-20180117

Modified EPA Method 537

Client Data

Name: Tetra Tech
Project: 112G08005-WE05
SDG: WE05

Matrix: QC Water
Date Collected: 17-Jan-18 11:40

Laboratory Data

Lab Sample: 1800153-11
Date Received: 19-Jan-18 09:28

Column: BEH C18

Analyte	Conc. (ng/L)	DL	LOD	LOQ	Qualifiers	Batch	Extracted	Samp Size	Analyzed	Dilution
PFBS	ND	0.988	2.77	4.42		B8A0163	26-Jan-18	0.226 L	29-Jan-18 19:15	1
PFHxA	ND	1.20	2.77	4.42		B8A0163	26-Jan-18	0.226 L	29-Jan-18 19:15	1
PFHpA	ND	0.326	2.77	4.42		B8A0163	26-Jan-18	0.226 L	29-Jan-18 19:15	1
PFHxS	ND	0.523	2.77	4.42		B8A0163	26-Jan-18	0.226 L	29-Jan-18 19:15	1
PFOA	ND	0.359	2.77	4.42		B8A0163	26-Jan-18	0.226 L	29-Jan-18 19:15	1
PFOS	ND	0.446	2.77	4.42		B8A0163	26-Jan-18	0.226 L	29-Jan-18 19:15	1
PFNA	ND	0.447	2.77	4.42		B8A0163	26-Jan-18	0.226 L	29-Jan-18 19:15	1
PFDA	ND	0.823	2.77	4.42		B8A0163	26-Jan-18	0.226 L	29-Jan-18 19:15	1
MeFOSAA	ND	0.911	2.77	4.42		B8A0163	26-Jan-18	0.226 L	29-Jan-18 19:15	1
PFUnA	ND	0.580	2.77	4.42		B8A0163	26-Jan-18	0.226 L	29-Jan-18 19:15	1
EtFOSAA	ND	0.756	2.77	4.42		B8A0163	26-Jan-18	0.226 L	29-Jan-18 19:15	1
PFDoA	ND	0.437	2.77	4.42		B8A0163	26-Jan-18	0.226 L	29-Jan-18 19:15	1
PFTrDA	ND	0.273	2.77	4.42		B8A0163	26-Jan-18	0.226 L	29-Jan-18 19:15	1
PFTeDA	ND	0.417	2.77	4.42		B8A0163	26-Jan-18	0.226 L	29-Jan-18 19:15	1

Labeled Standards	Type	% Recovery	Limits	Qualifiers	Batch	Extracted	Samp Size	Analyzed	Dilution
13C3-PFBS	IS	87.6	50 - 150		B8A0163	26-Jan-18	0.226 L	29-Jan-18 19:15	1
13C2-PFHxA	IS	87.5	50 - 150		B8A0163	26-Jan-18	0.226 L	29-Jan-18 19:15	1
13C4-PFHpA	IS	90.9	50 - 150		B8A0163	26-Jan-18	0.226 L	29-Jan-18 19:15	1
18O2-PFHxS	IS	91.7	50 - 150		B8A0163	26-Jan-18	0.226 L	29-Jan-18 19:15	1
13C2-PFOA	IS	76.9	50 - 150		B8A0163	26-Jan-18	0.226 L	29-Jan-18 19:15	1
13C8-PFOS	IS	87.9	50 - 150		B8A0163	26-Jan-18	0.226 L	29-Jan-18 19:15	1
13C5-PFNA	IS	64.5	50 - 150		B8A0163	26-Jan-18	0.226 L	29-Jan-18 19:15	1
13C2-PFDA	IS	88.2	50 - 150		B8A0163	26-Jan-18	0.226 L	29-Jan-18 19:15	1
d3-MeFOSAA	IS	65.7	50 - 150		B8A0163	26-Jan-18	0.226 L	29-Jan-18 19:15	1
13C2-PFUnA	IS	58.2	50 - 150		B8A0163	26-Jan-18	0.226 L	29-Jan-18 19:15	1
d5-EtFOSAA	IS	59.9	50 - 150		B8A0163	26-Jan-18	0.226 L	29-Jan-18 19:15	1
13C2-PFDoA	IS	41.4	50 - 150	H	B8A0163	26-Jan-18	0.226 L	29-Jan-18 19:15	1
13C2-PFTeDA	IS	40.7	50 - 150	H	B8A0163	26-Jan-18	0.226 L	29-Jan-18 19:15	1

DL - Detection Limit
LOD - Limit of Detection
LOQ - Limit of quantitation
LCL-UCL- Lower control limit - upper control limit
Results reported to the DL.
When reported, PFHxS, PFOA and PFOS include both linear and branched isomers.
Only the linear isomer is reported for all other analytes.

Sample ID: FT-FB02-20180117

EPA Method 537

Client Data

Name: Tetra Tech
Project: 112G08005-WE05
SDG: WE05

Matrix: QC Water
Date Collected: 17-Jan-18 11:00

Laboratory Data

Lab Sample: 1800153-12
Date Received: 19-Jan-18 09:28

Column: BEH C18

Analyte	Conc. (ng/L)	DL	LOD	LOQ	Qualifiers	Batch	Extracted	Samp Size	Analyzed	Dilution
PFBS	ND	0.424	4.79	9.57		B8A0146	26-Jan-18	0.261 L	29-Jan-18 20:13	1
PFHxA	0.939	0.634	4.79	9.57	J, B	B8A0146	26-Jan-18	0.261 L	29-Jan-18 20:13	1
PFHpA	ND	0.510	4.79	9.57		B8A0146	26-Jan-18	0.261 L	29-Jan-18 20:13	1
PFHxS	ND	0.397	4.79	9.57		B8A0146	26-Jan-18	0.261 L	29-Jan-18 20:13	1
PFOA	ND	1.03	4.79	9.57		B8A0146	26-Jan-18	0.261 L	29-Jan-18 20:13	1
PFNA	ND	1.38	4.79	9.57		B8A0146	26-Jan-18	0.261 L	29-Jan-18 20:13	1
PFOS	ND	0.995	4.79	9.57		B8A0146	26-Jan-18	0.261 L	29-Jan-18 20:13	1
PFDA	ND	1.22	4.79	9.57		B8A0146	26-Jan-18	0.261 L	29-Jan-18 20:13	1
MeFOSAA	ND	2.91	4.79	9.57		B8A0146	26-Jan-18	0.261 L	29-Jan-18 20:13	1
EtFOSAA	ND	1.85	4.79	9.57		B8A0146	26-Jan-18	0.261 L	29-Jan-18 20:13	1
PFUnA	ND	0.244	4.79	9.57		B8A0146	26-Jan-18	0.261 L	29-Jan-18 20:13	1
PFDoA	ND	0.911	4.79	9.57		B8A0146	26-Jan-18	0.261 L	29-Jan-18 20:13	1
PFTrDA	ND	0.902	4.79	9.57		B8A0146	26-Jan-18	0.261 L	29-Jan-18 20:13	1
PFTeDA	ND	0.743	4.79	9.57		B8A0146	26-Jan-18	0.261 L	29-Jan-18 20:13	1

Labeled Standards	Type	% Recovery	Limits	Qualifiers	Batch	Extracted	Samp Size	Analyzed	Dilution
13C2-PFHxA	SURR	92.5	70 - 130		B8A0146	26-Jan-18	0.261 L	29-Jan-18 20:13	1
13C2-PFDA	SURR	78.4	70 - 130		B8A0146	26-Jan-18	0.261 L	29-Jan-18 20:13	1
d5-EtFOSAA	SURR	88.9	70 - 130		B8A0146	26-Jan-18	0.261 L	29-Jan-18 20:13	1

DL - Detection Limit
LOD - Limit of Detection
LOQ - Limit of quantitation
LCL-UCL- Lower control limit - upper control limit
Results reported to the DL.
When reported, PFHxS, PFOA and PFOS include both linear and branched isomers.
Only the linear isomer is reported for all other analytes.

APPENDIX C

SUPPORT DOCUMENTATION

NWIRP CALVERTON
SDG 1800153

SAMPLE ID	**FT-TW511-1722 (1800153-03)**	
COMPOUND	**PFNA**	
INTERNAL STANDARD (IS) CONCENTRATION		12.5
AREA		1.54E+05
IS AREA		6.83E+03
WEIGHT/VOLUME (WT)		0.24264
y = AREA*(IS CONC/IS AREA)	y=	281.8448023

INITIAL CALIBRATION CURVE (y) = -0.00027373*x^2+1.17487*x+-0.141309

QUADRATIC EQUATION: $x = \frac{-b \pm \sqrt{b^2 - 4ac}}{2a}$ x= 254.9139723

0.00027373*x^2 + 1.17487*x + 0.141309 = 281.8448023
0.00027373*x^2 + 1.17487*x -281.703493 = 0

Where:

a	-0.00027373	
b	1.17487	
c	-281.703493	
b^2-4ac	1.071876728	
SQRT(b^2-4ac)	1.035314797	
CONCENTRATION (x/WT)	1050.585115	ng/L
REPORTED CONCENTRATION	1050	ng/L

Vista Analytical Laboratory

Dataset: F:\Projects\PFAS.PRO\Results\180201M2\180201M2-CRV.qld

Last Altered: Friday, February 02, 2018 08:56:36 Pacific Standard Time
Printed: Friday, February 02, 2018 09:17:01 Pacific Standard Time

Compound name: PFNA
Coefficient of Determination: R^2 = 0.997025
Calibration curve: -0.00027373 * x^2 + 1.17487 * x + 0.141309
Response type: Internal Std (Ref 42), Area * (IS Conc. / IS Area)
Curve type: 2nd Order, Origin: Exclude, Weighting: 1/x, Axis trans: None

	#	Name	Type	Std. Conc	RT	Area	IS Area	Response	Conc.	%Dev	Conc. Flag	CoD	CoD Flag	x=excluded
1	1	180201M2_2	Standard	0.250	5.05	328.290	10855.060	0.378	0.2	-19.4	NO	0.997	NO	bb
2	2	180201M2_3	Standard	0.500	5.05	565.966	11105.828	0.637	0.4	-15.6	NO	0.997	NO	bb
3	3	180201M2_4	Standard	1.000	5.04	1116.923	10172.259	1.373	1.0	4.8	NO	0.997	NO	bb
4	4	180201M2_5	Standard	2.000	5.04	2379.856	10992.008	2.706	2.2	9.2	NO	0.997	NO	bb
5	5	180201M2_6	Standard	5.000	5.04	6883.418	12525.866	6.869	5.7	14.7	NO	0.997	NO	bb
6	6	180201M2_7	Standard	10.000	5.04	10363.709	11422.679	11.341	9.6	-4.5	NO	0.997	NO	bb
7	7	180201M2_8	Standard	50.000	5.04	50737.699	9457.981	67.057	57.7	15.5	NO	0.997	NO	bb
8	8	180201M2_9	Standard	100.000	5.03	99274.172	10766.577	115.257	100.3	0.3	NO	0.997	NO	bb
9	9	180201M2_10	Standard	250.000	5.03	268166.688	12927.568	259.297	233.3	-6.7	NO	0.997	NO	bb
10	10	180201M2_11	Standard	500.000	5.03	458492.813	10876.807	526.916	508.6	1.7	NO	0.997	NO	bb

Compound name: PFOSA
Correlation coefficient: r = 0.999294, r^2 = 0.998588
Calibration curve: 1.03954 * x + 0.15214
Response type: Internal Std (Ref 43), Area * (IS Conc. / IS Area)
Curve type: Linear, Origin: Exclude, Weighting: 1/x, Axis trans: None

	#	Name	Type	Std. Conc	RT	Area	IS Area	Response	Conc.	%Dev	Conc. Flag	CoD	CoD Flag	x=excluded
1	1	180201M2_2	Standard	0.250	5.11	77.926	2908.301	0.335	0.2	-29.7	NO	0.999	NO	bb
2	2	180201M2_3	Standard	0.500	5.10	167.526	3222.731	0.650	0.5	-4.3	NO	0.999	NO	bb
3	3	180201M2_4	Standard	1.000	5.10	338.944	3008.096	1.408	1.2	20.9	NO	0.999	NO	bb
4	4	180201M2_5	Standard	2.000	5.10	555.831	2726.330	2.548	2.3	15.3	NO	0.999	NO	bb
5	5	180201M2_6	Standard	5.000	5.10	1216.500	2933.252	5.184	4.8	-3.2	NO	0.999	NO	bb
6	6	180201M2_7	Standard	10.000	5.09	2767.181	3030.171	11.415	10.8	8.3	NO	0.999	NO	bb
7	7	180201M2_8	Standard	50.000	5.09	11524.962	3081.776	46.746	44.8	-10.4	NO	0.999	NO	bb
8	8	180201M2_9	Standard	100.000	5.09	24615.586	2954.469	104.146	100.0	0.0	NO	0.999	NO	bb
9	9	180201M2_10	Standard	250.000	5.09	58462.555	2694.043	271.258	260.8	4.3	NO	0.999	NO	bb
10	10	180201M2_11	Standard	500.000	5.08	100147.328	2440.696	512.904	493.3	-1.3	NO	0.999	NO	bb

Vista Analytical Laboratory

Rev'd: MM 2/8/2018

Dataset: Z:\Projects\PFAS.PRO\Results\180201M2\180201M2-25.qld

Last Altered: Thursday, February 08, 2018 10:32:45 Pacific Standard Time
Printed: Thursday, February 08, 2018 10:34:17 Pacific Standard Time

Method: Z:\Projects\PFAS.PRO\MethDB\PFAS_FULL_80C_020118.mdb 03 Feb 2018 12:08:27
Calibration: Z:\Projects\PFAS.PRO\CurveDB\C18_VAL-PFAS_Q4_02-01-18-FULL.cdb 02 Feb 2018 08:56:36

Name: 180201M2_25, Date: 01-Feb-2018, Time: 15:16:13, ID: 1800153-03 FT-TW511-1722 0.24264, Description: FT-TW511-1722

	#	Name	Trace	Area	IS Area	Wt./Vol.	RRF	Pred.RT	RT	y Axis Resp.	Conc.	%Rec
1	3	PFBS	299.0 > 79.7	7.12e1	9.66e2	0.243		2.98	2.94	0.921	2.0105	
2	5	PFHxA	313.2 > 268.9	1.86e4	2.38e3	0.243		3.48	3.44	39.1	106.9769	
3	7	PFHpA	363.0 > 318.9	2.39e4	6.32e3	0.243		4.10	4.06	47.3	145.7220	
4	8	L-PFHxS	398.9 > 79.6	6.33e3	7.50e2	0.243		4.24	4.20	106	260.2595	
5	11	L-PFOA	413 > 368.7	1.73e5	8.57e3	0.243		4.61	4.57	253	1024.4070	
6	14	PFNA	463.0 > 418.8	1.54e5	6.83e3	0.243		5.04	5.00	283	1053.9727	
7	16	L-PFOS	499 > 79.9	3.30e3	2.50e3	0.243		5.11	4.92	16.5	62.2071	
8	18	PFDA	513 > 468.8	1.20e3	6.85e3	0.243		5.40	5.36	2.19	6.9512	
9	21	N-MeFOSAA	570.1 > 419		2.76e3	0.243		5.55				
10	22	N-EtFOSAA	584.2 > 419		3.81e3	0.243		5.70				
11	23	PFUdA	563.0 > 518.9	1.64e3	7.57e3	0.243		5.72	5.68	2.71	9.7408	

GM for MSF 2/8/2018

ANALYTE	ORIGINAL	DUPLICATE	RL	RPD	RPD > 30%	ORIGINAL SAMPLE CONC >2xRL	DUPLICATE SAMPLE CONC >2xRL	DIFFERENCE >2xRL
PENTADECAFLUOROOCTANOIC ACID	2200	2520	20.1	13.56	FALSE	TRUE	TRUE	TRUE
PERFLUOROBUTANESULFONIC ACID	12	11.9	4.01	0.84	FALSE	TRUE	TRUE	FALSE
PERFLUORODECANOIC ACID	70.6	73	4.01	3.34	FALSE	TRUE	TRUE	FALSE
PERFLUORODODECANOIC ACID	2.55	0.442	4.01	140.91	TRUE	FALSE	FALSE	FALSE
PERFLUOROHEPTANOIC ACID	332	303	4.01	9.13	FALSE	TRUE	TRUE	TRUE
PERFLUOROHEXANESULFONIC ACID	4170	3550	20.1	16.06	FALSE	TRUE	TRUE	TRUE
PERFLUOROHEXANOIC ACID	456	455	4.01	0.22	FALSE	TRUE	TRUE	FALSE
PERFLUOROOCTANE SULFONIC ACID	962	977	4.01	1.55	FALSE	TRUE	TRUE	TRUE
PERFLUOROUNDECANOIC ACID	28.8	21.1	4.01	30.86	TRUE	TRUE	TRUE	FALSE

SDG 1800153

FT-Dup03-20180118/FT-TW510-1520

1800153 6.6°C

TETRA TECH

CHAIN OF CUSTODY

Project No:	Facility:	Project Manger:	Phone:	Laboratory Name and Contact:
112G08005-WE05	NWIRP Calverton Site 2	Kristi Francisco	757-466-4902	Vista Karen Volpendesta

Samplers:	Field Ops. Leader:	Phone:	Address:
Jacob Birkett Beau Benfield	Jacob Birkett	757-814-9916	1104 Windfield Way
	Fed Ex Airbill Number: 8102 9107 0959		City, State, Zip: El Dorado Hills, CA 95762

Container Type: Plastic (P) or Glass (G)	P	P	P
Preservative Used:	None	None	Trizma

Date Year: 2018	Time	Sample ID	Location ID	Top Depth (FT)	Bottom Depth (FT)	Matrix (GW, SO, SW, QC)	Grab, Composite (G, C)	Total No. of Containers	ANALYSIS	PFAS method 537 (ONLY PFOA, PFOS, PFBS)	PFAS method 537 modified: List 14 compounds	PFAS method 537 V1.1: List 14 compounds	Comments
1/18	1030	FT-TW507-1924	S507	19	24	GW	G	6			6		Run MSMSD
1/18	0815	FT-TW510-1520	S510	15	20	GW	G	2			2		
1/18	0918	FT-TW511-1722	S511	17	22	GW	G	2			2		
1/18	0950	FT-TW513-2025	S513	20	25	GW	G	2			2		
* 1/16	1200	FT-Dup01-20180116	--	--	--	SO	G	1		1			Duplicate
* 1/17	1200	FT-Dup02-20180117	--	--	--	SO	G	1		1			Duplicate
1/18	0800	FT-Dup03-20180118	--	--	--	GW	G	2			2		Duplicate
1/18	1030	FT-TW507-1924-FRB	--	--	--	QC	G	2			2		Field Reagent Blank
1/16	1600	FT-EB01-20180116	--	--	--	QC	G	2			2		Equipment Blank: Cutting shoe
1/17	1105	FT-EB02-20180117	--	--	--	QC	G	2			2		Equipment Blank: Cutting shoe/liner
1/18	1600	FT-EB03-20180118	--	--	--	QC	G	2			2		Equipment Blank: ~~Cutting shoe~~ point holder
1/16	1605	FT-FRB01-20180116	--	--	--	QC	G	2			2		Field Reagent Blank
1/17	1140	FT-FRB02-20180117	--	--	--	QC	G	2			2		Field Reagent Blank
1/17	1100	FT-FB02-20180117	--	--	--	QC	G	2				2	Field Blank: drilling water tank

JBB 1-18-18

1. Relinquished By:	Date:	Time:	1. Received By:	Date:	Time:
Jacob Birkett [signature]	01/18/18	1530	FedEx		
2. Relinquished By:	Date:	Time:	2. Received By:	Date:	Time:
Ashweeni Krakash [signature]	01/19/18	1018			

Note there is no FT-FB01 sample

* 1800140 Work Order

Vista Analytical Laboratory

Sample Log-in Checklist

Vista Work Order #: 1800153 **TAT** Std

Samples Arrival:	**Date/Time** 01/19/18 0928	**Initials:** ~~AP~~	**Location:** WR-2 **Shelf/Rack:** N/A
Logged In:	**Date/Time** 01/20/18 1211	**Initials:** BLB	**Location:** WR-2 **Shelf/Rack:** E6

Delivered By:	(FedEx)	UPS	On Trac	GSO	DHL	Hand Delivered	Other
Preservation:	(Ice)		Blue Ice		Dry Ice		None

Temp °C: 6.7 (uncorrected)	**Time:** 1015	**Thermometer ID:** IR-4
Temp °C: 6.6 (corrected)	**Probe used:** Yes☐ No☒	

	YES	NO	NA
Adequate Sample Volume Received?	✓		
Holding Time Acceptable?	✓		
Shipping Container(s) Intact?	✓		
Shipping Custody Seals Intact?	✓		
Shipping Documentation Present?	✓		
Airbill — Trk # 8102 9107 0959	✓		
Sample Container Intact?	✓		
Sample Custody Seals Intact?			✓
Chain of Custody / Sample Documentation Present?	✓		
COC Anomaly/Sample Acceptance Form completed?		✓	✓

If Chlorinated or Drinking Water Samples, Acceptable Preservation?					✓		
Preservation Documented:	$Na_2S_2O_3$	(Trizma)	None		(Yes)	No	NA
Shipping Container	Vista	(Client)	Retain	(Return)		Dispose	

Comments:

SDG Number WE05
Vista Work Order No. 1800153
Case Narrative

Sample Condition on Receipt:

Five groundwater samples, two soil samples and seven QC water samples were received in good condition and within the method temperature requirements. The samples were received and stored securely in accordance with Vista standard operating procedures and EPA methodology. The soil samples were assigned to Vista Work Order #1800140.

Analytical Notes:

Modified EPA Method 537

Eleven of the samples were extracted and analyzed for a selected list of PFAS using Modified EPA Method 537.

Samples "FT-TW507-1924", "FT-TW510-1520" and "FT-Dup03-20180118" contained particulate and were centrifuged prior to extraction.

Holding Times

The samples were extracted and analyzed within the method hold times.

Quality Control

The Initial Calibration met the method acceptance criteria. The recovery of PFTeDA was > 130% in two Continuing Calibration Verifications. This analyte was not detected in the associated samples. The recoveries of all other analytes were within the method acceptance criteria.

A Method Blank and Ongoing Precision and Recovery (OPR) sample were extracted and analyzed with each preparation batch. No analytes were detected in the Method Blanks above 1/2 the LOQ. The recoveries of MeFOSAA, PFUnA and PFTeDA were > 130% in the OPR associated with sample "FT-FRB02-20180117". These analytes were not detected in this sample. The recoveries of all other analytes were within the method acceptance criteria.

The labeled standard recoveries outside the acceptance criteria are listed in the table below.

As requested, an MS/MSD was performed on sample "FT-TW507-1924". The MS/MSD recoveries and/or RPDs were out of the acceptance criteria for PFHxA, PFHpA, PFHxS, PFOA, PFOS, and PFNA.

EPA Method 537

Sample "FT-FB02-20180117" was extracted and analyzed for a selected list of PFAS using EPA Method 537.

Holding Times

The sample was extracted and analyzed within the method hold times.

Quality Control

The Initial Calibration and Continuing Calibration Verifications met the method acceptance criteria.

A Laboratory Fortified Blank (LFB) and Laboratory Reagent Blank (LRB) were extracted and analyzed with the preparation batch. No analytes were detected in the Laboratory Reagent Blank above 1/2 the LOQ. The LFB recoveries were within the method acceptance criteria.

The surrogate recoveries for all QC and field samples were within the acceptance criteria.

QC Anomalies

LabNumber	SampleName	Analysis	Analyte	Flag	%Rec
1800153-01	FT-TW507-1924	Modified EPA Method 537	13C2-PFTeDA	H	45.9
1800153-04	FT-TW513-2025	Modified EPA Method 537	13C2-PFTeDA	H	42.2
1800153-11	FT-FRB02-20180117	Modified EPA Method 537	13C2-PFDoA	H	41.4
1800153-11	FT-FRB02-20180117	Modified EPA Method 537	13C2-PFTeDA	H	40.7

H = Recovery was outside laboratory acceptance criteria.

In addition, the laboratory QC officer must read and sign a copy of the Quality Assurance Review Form displayed on the next page of this Attachment. Electronic deliverables are not considered to be complete without the accompanying Quality Assurance Review Form.

I Anna Helak, as the designated Quality Assurance Officer, hereby attest that all electronic deliverables have been thoroughly reviewed and are in agreement with the associated hardcopy data. The enclosed electronic files have been reviewed for accuracy (including significant figures), completeness and format. The laboratory will be responsible for any labor time necessary to correct enclosed electronic deliverables that have been found to be in error. I can be reached at (916) 673 1520 If there are any questions or problems with the enclosed electronic deliverables.

Signature: Anna Title: QA Manager Date: 02/09/18

Revision 9
ISG
08/18/16

DATA QUALIFIERS & ABBREVIATIONS

B	**This compound was also detected in the method blank.**
D	**Dilution**
E	**The associated compound concentration exceeded the calibration range of the instrument.**
H	**Recovery and/or RPD was outside laboratory acceptance limits.**
I	**Chemical Interference**
J	**The amount detected is below the Reporting Limit/LOQ.**
M	**Estimated Maximum Possible Concentration. (CA Region 2 projects only)**
*****	**See Cover Letter**
Conc.	**Concentration**
NA	**Not applicable**
ND	**Not Detected**
TEQ	**Toxic Equivalency**
U	**Not Detected (specific projects only)**

Unless otherwise noted, solid sample results are reported in dry weight. Tissue samples are reported in wet weight.

Sample Inventory Report

Vista Sample ID	Client Sample ID		Sampled	Received	Components/Containers
1800153-01	FT-TW507-1924	MS/MSD	18-Jan-18 10:30	19-Jan-18 09:28	HDPE Bottle, 250 mL
					HDPE Bottle, 250 mL
					HDPE Bottle, 250 mL
					HDPE Bottle, 250 mL
					HDPE Bottle, 250 mL
					HDPE Bottle, 250 mL
1800153-02	FT-TW510-1520		18-Jan-18 08:15	19-Jan-18 09:28	HDPE Bottle, 250 mL
					HDPE Bottle, 250 mL
1800153-03	FT-TW511-1722		18-Jan-18 09:18	19-Jan-18 09:28	HDPE Bottle, 250 mL
					HDPE Bottle, 250 mL
1800153-04	FT-TW513-2025		18-Jan-18 09:50	19-Jan-18 09:28	HDPE Bottle, 250 mL
					HDPE Bottle, 250 mL
1800153-05	FT-Dup03-20180118		18-Jan-18 08:00	19-Jan-18 09:28	HDPE Bottle, 250 mL
					HDPE Bottle, 250 mL
1800153-06	FT-TW507-1924-FRB		18-Jan-18 10:30	19-Jan-18 09:28	HDPE Bottle, 250 mL
					HDPE Bottle, 250 mL
1800153-07	FT-EB01-20180116		16-Jan-18 16:00	19-Jan-18 09:28	HDPE Bottle, 250 mL
					HDPE Bottle, 250 mL
1800153-08	FT-EB02-20180117		17-Jan-18 11:05	19-Jan-18 09:28	HDPE Bottle, 250 mL
					HDPE Bottle, 250 mL
1800153-09	FT-EB03-20180118		18-Jan-18 10:00	19-Jan-18 09:28	HDPE Bottle, 250 mL
					HDPE Bottle, 250 mL
1800153-10	FT-FRB01-20180116		16-Jan-18 16:05	19-Jan-18 09:28	HDPE Bottle, 250 mL
					HDPE Bottle, 250 mL
1800153-11	FT-FRB02-20180117		17-Jan-18 11:40	19-Jan-18 09:28	HDPE Bottle, 250 mL
					HDPE Bottle, 250 mL
1800153-12	FT-FB02-20180117		17-Jan-18 11:00	19-Jan-18 09:28	HDPE Bottle, 250 mL
					HDPE Bottle, 250 mL

Vista Analytical Laboratory

Sample ID: FT-TW507-1924

Modified EPA Method 537

Client Data

Name: Tetra Tech
Project: 112G08005-WE05
SDG: WE05
Matrix: Groundwater
Date Collected: 18-Jan-18 10:30

Laboratory Data

Lab Sample: 1800153-01
Date Received: 19-Jan-18 09:28
Column: BEH C18

Analyte	Conc. (ng/L)	DL	LOD	LOQ	Qualifiers	Batch	Extracted	Samp Size	Analyzed	Dilution
PFBS	13.4	0.938	2.62	4.19		B8A0134	24-Jan-18	0.239 L	01-Feb-18 14:53	1
PFHxA	232	1.14	2.62	4.19		B8A0134	24-Jan-18	0.239 L	01-Feb-18 14:53	1
PFHpA	257	0.310	2.62	4.19		B8A0134	24-Jan-18	0.239 L	01-Feb-18 14:53	1
PFHxS	794	0.496	2.62	4.19		B8A0134	24-Jan-18	0.239 L	01-Feb-18 14:53	1
PFOA	649	0.341	2.62	4.19		B8A0134	24-Jan-18	0.239 L	01-Feb-18 14:53	1
PFOS	41.6	0.423	2.62	4.19		B8A0134	24-Jan-18	0.239 L	01-Feb-18 14:53	1
PFNA	432	0.424	2.62	4.19		B8A0134	24-Jan-18	0.239 L	01-Feb-18 14:53	1
PFDA	ND	0.781	2.62	4.19		B8A0134	24-Jan-18	0.239 L	01-Feb-18 14:53	1
MeFOSAA	ND	0.864	2.62	4.19		B8A0134	24-Jan-18	0.239 L	01-Feb-18 14:53	1
PFUnA	ND	0.550	2.62	4.19		B8A0134	24-Jan-18	0.239 L	01-Feb-18 14:53	1
EtFOSAA	ND	0.718	2.62	4.19		B8A0134	24-Jan-18	0.239 L	01-Feb-18 14:53	1
PFDoA	ND	0.415	2.62	4.19		B8A0134	24-Jan-18	0.239 L	01-Feb-18 14:53	1
PFTrDA	ND	0.259	2.62	4.19		B8A0134	24-Jan-18	0.239 L	01-Feb-18 14:53	1
PFTeDA	ND	0.396	2.62	4.19		B8A0134	24-Jan-18	0.239 L	01-Feb-18 14:53	1

Labeled Standards	Type	% Recovery	Limits	Qualifiers	Batch	Extracted	Samp Size	Analyzed	Dilution
13C3-PFBS	IS	101	50 - 150		B8A0134	24-Jan-18	0.239 L	01-Feb-18 14:53	1
13C2-PFHxA	IS	92.1	50 - 150		B8A0134	24-Jan-18	0.239 L	01-Feb-18 14:53	1
13C4-PFHpA	IS	98.2	50 - 150		B8A0134	24-Jan-18	0.239 L	01-Feb-18 14:53	1
18O2-PFHxS	IS	106	50 - 150		B8A0134	24-Jan-18	0.239 L	01-Feb-18 14:53	1
13C2-PFOA	IS	95.1	50 - 150		B8A0134	24-Jan-18	0.239 L	01-Feb-18 14:53	1
13C8-PFOS	IS	83.4	50 - 150		B8A0134	24-Jan-18	0.239 L	01-Feb-18 14:53	1
13C5-PFNA	IS	72.4	50 - 150		B8A0134	24-Jan-18	0.239 L	01-Feb-18 14:53	1
13C2-PFDA	IS	75.6	50 - 150		B8A0134	24-Jan-18	0.239 L	01-Feb-18 14:53	1
d3-MeFOSAA	IS	77.1	50 - 150		B8A0134	24-Jan-18	0.239 L	01-Feb-18 14:53	1
13C2-PFUnA	IS	76.9	50 - 150		B8A0134	24-Jan-18	0.239 L	01-Feb-18 14:53	1
d5-EtFOSAA	IS	78.4	50 - 150		B8A0134	24-Jan-18	0.239 L	01-Feb-18 14:53	1
13C2-PFDoA	IS	67.1	50 - 150		B8A0134	24-Jan-18	0.239 L	01-Feb-18 14:53	1
13C2-PFTeDA	IS	45.9	50 - 150	H	B8A0134	24-Jan-18	0.239 L	01-Feb-18 14:53	1

DL - Detection Limit
LOD - Limit of Detection
LOQ - Limit of quantitation
LCL-UCL- Lower control limit - upper control limit
Results reported to the DL.
When reported, PFHxS, PFOA and PFOS include both linear and branched isomers.
Only the linear isomer is reported for all other analytes.

Vista Analytical Laboratory

Sample ID: FT-TW513-2025

Modified EPA Method 537

Client Data

Name: Tetra Tech
Project: 112G08005-WE05
SDG: WE05
Matrix: Groundwater
Date Collected: 18-Jan-18 09:50

Laboratory Data

Lab Sample: 1800153-04
Date Received: 19-Jan-18 09:28
Column: BEH C18

Analyte	Conc. (ng/L)	DL	LOD	LOQ	Qualifiers	Batch	Extracted	Samp Size	Analyzed	Dilution
PFBS	3.64	0.956	2.67	4.27	J	B8A0134	24-Jan-18	0.234 L	01-Feb-18 15:27	1
PFHxA	99.8	1.16	2.67	4.27		B8A0134	24-Jan-18	0.234 L	01-Feb-18 15:27	1
PFHpA	60.2	0.316	2.67	4.27		B8A0134	24-Jan-18	0.234 L	01-Feb-18 15:27	1
PFHxS	107	0.506	2.67	4.27		B8A0134	24-Jan-18	0.234 L	01-Feb-18 15:27	1
PFOA	132	0.348	2.67	4.27		B8A0134	24-Jan-18	0.234 L	01-Feb-18 15:27	1
PFOS	1.47	0.431	2.67	4.27	J	B8A0134	24-Jan-18	0.234 L	01-Feb-18 15:27	1
PFNA	13.6	0.433	2.67	4.27		B8A0134	24-Jan-18	0.234 L	01-Feb-18 15:27	1
PFDA	ND	0.796	2.67	4.27		B8A0134	24-Jan-18	0.234 L	01-Feb-18 15:27	1
MeFOSAA	ND	0.882	2.67	4.27		B8A0134	24-Jan-18	0.234 L	01-Feb-18 15:27	1
PFUnA	ND	0.561	2.67	4.27		B8A0134	24-Jan-18	0.234 L	01-Feb-18 15:27	1
EtFOSAA	ND	0.732	2.67	4.27		B8A0134	24-Jan-18	0.234 L	01-Feb-18 15:27	1
PFDoA	ND	0.423	2.67	4.27		B8A0134	24-Jan-18	0.234 L	01-Feb-18 15:27	1
PFTrDA	ND	0.264	2.67	4.27		B8A0134	24-Jan-18	0.234 L	01-Feb-18 15:27	1
PFTeDA	ND	0.403	2.67	4.27		B8A0134	24-Jan-18	0.234 L	01-Feb-18 15:27	1

Labeled Standards	Type	% Recovery	Limits	Qualifiers	Batch	Extracted	Samp Size	Analyzed	Dilution
13C3-PFBS	IS	107	50 - 150		B8A0134	24-Jan-18	0.234 L	01-Feb-18 15:27	1
13C2-PFHxA	IS	111	50 - 150		B8A0134	24-Jan-18	0.234 L	01-Feb-18 15:27	1
13C4-PFHpA	IS	113	50 - 150		B8A0134	24-Jan-18	0.234 L	01-Feb-18 15:27	1
18O2-PFHxS	IS	81.7	50 - 150		B8A0134	24-Jan-18	0.234 L	01-Feb-18 15:27	1
13C2-PFOA	IS	93.6	50 - 150		B8A0134	24-Jan-18	0.234 L	01-Feb-18 15:27	1
13C8-PFOS	IS	89.9	50 - 150		B8A0134	24-Jan-18	0.234 L	01-Feb-18 15:27	1
13C5-PFNA	IS	76.7	50 - 150		B8A0134	24-Jan-18	0.234 L	01-Feb-18 15:27	1
13C2-PFDA	IS	86.3	50 - 150		B8A0134	24-Jan-18	0.234 L	01-Feb-18 15:27	1
d3-MeFOSAA	IS	51.8	50 - 150		B8A0134	24-Jan-18	0.234 L	01-Feb-18 15:27	1
13C2-PFUnA	IS	79.5	50 - 150		B8A0134	24-Jan-18	0.234 L	01-Feb-18 15:27	1
d5-EtFOSAA	IS	50.0	50 - 150		B8A0134	24-Jan-18	0.234 L	01-Feb-18 15:27	1
13C2-PFDoA	IS	75.8	50 - 150		B8A0134	24-Jan-18	0.234 L	01-Feb-18 15:27	1
13C2-PFTeDA	IS	42.2	50 - 150	H	B8A0134	24-Jan-18	0.234 L	01-Feb-18 15:27	1

DL - Detection Limit
LOD - Limit of Detection
LOQ - Limit of quantitation
LCL-UCL- Lower control limit - upper control limit
Results reported to the DL.
When reported, PFHxS, PFOA and PFOS include both linear and branched isomers.
Only the linear isomer is reported for all other analytes.

Vista Analytical Laboratory

Sample ID: FT-FRB02-20180117

Modified EPA Method 537

Client Data

Name: Tetra Tech
Project: 112G08005-WE05
SDG: WE05
Matrix: QC Water
Date Collected: 17-Jan-18 11:40

Laboratory Data

Lab Sample: 1800153-11
Date Received: 19-Jan-18 09:28
Column: BEH C18

Analyte	Conc. (ng/L)	DL	LOD	LOQ	Qualifiers	Batch	Extracted	Samp Size	Analyzed	Dilution
PFBS	ND	0.988	2.77	4.42		B8A0163	26-Jan-18	0.226 L	29-Jan-18 19:15	1
PFHxA	ND	1.20	2.77	4.42		B8A0163	26-Jan-18	0.226 L	29-Jan-18 19:15	1
PFHpA	ND	0.326	2.77	4.42		B8A0163	26-Jan-18	0.226 L	29-Jan-18 19:15	1
PFHxS	ND	0.523	2.77	4.42		B8A0163	26-Jan-18	0.226 L	29-Jan-18 19:15	1
PFOA	ND	0.359	2.77	4.42		B8A0163	26-Jan-18	0.226 L	29-Jan-18 19:15	1
PFOS	ND	0.446	2.77	4.42		B8A0163	26-Jan-18	0.226 L	29-Jan-18 19:15	1
PFNA	ND	0.447	2.77	4.42		B8A0163	26-Jan-18	0.226 L	29-Jan-18 19:15	1
PFDA	ND	0.823	2.77	4.42		B8A0163	26-Jan-18	0.226 L	29-Jan-18 19:15	1
MeFOSAA	ND	0.911	2.77	4.42		B8A0163	26-Jan-18	0.226 L	29-Jan-18 19:15	1
PFUnA	ND	0.580	2.77	4.42		B8A0163	26-Jan-18	0.226 L	29-Jan-18 19:15	1
EtFOSAA	ND	0.756	2.77	4.42		B8A0163	26-Jan-18	0.226 L	29-Jan-18 19:15	1
PFDoA	ND	0.437	2.77	4.42		B8A0163	26-Jan-18	0.226 L	29-Jan-18 19:15	1
PFTrDA	ND	0.273	2.77	4.42		B8A0163	26-Jan-18	0.226 L	29-Jan-18 19:15	1
PFTeDA	ND	0.417	2.77	4.42		B8A0163	26-Jan-18	0.226 L	29-Jan-18 19:15	1

Labeled Standards	Type	% Recovery	Limits	Qualifiers	Batch	Extracted	Samp Size	Analyzed	Dilution
13C3-PFBS	IS	87.6	50 - 150		B8A0163	26-Jan-18	0.226 L	29-Jan-18 19:15	1
13C2-PFHxA	IS	87.5	50 - 150		B8A0163	26-Jan-18	0.226 L	29-Jan-18 19:15	1
13C4-PFHpA	IS	90.9	50 - 150		B8A0163	26-Jan-18	0.226 L	29-Jan-18 19:15	1
18O2-PFHxS	IS	91.7	50 - 150		B8A0163	26-Jan-18	0.226 L	29-Jan-18 19:15	1
13C2-PFOA	IS	76.9	50 - 150		B8A0163	26-Jan-18	0.226 L	29-Jan-18 19:15	1
13C8-PFOS	IS	87.9	50 - 150		B8A0163	26-Jan-18	0.226 L	29-Jan-18 19:15	1
13C5-PFNA	IS	64.5	50 - 150		B8A0163	26-Jan-18	0.226 L	29-Jan-18 19:15	1
13C2-PFDA	IS	88.2	50 - 150		B8A0163	26-Jan-18	0.226 L	29-Jan-18 19:15	1
d3-MeFOSAA	IS	65.7	50 - 150		B8A0163	26-Jan-18	0.226 L	29-Jan-18 19:15	1
13C2-PFUnA	IS	58.2	50 - 150		B8A0163	26-Jan-18	0.226 L	29-Jan-18 19:15	1
d5-EtFOSAA	IS	59.9	50 - 150		B8A0163	26-Jan-18	0.226 L	29-Jan-18 19:15	1
13C2-PFDoA	IS	41.4	50 - 150	H	B8A0163	26-Jan-18	0.226 L	29-Jan-18 19:15	1
13C2-PFTeDA	IS	40.7	50 - 150	H	B8A0163	26-Jan-18	0.226 L	29-Jan-18 19:15	1

DL - Detection Limit
LOD - Limit of Detection
LOQ - Limit of quantitation
LCL-UCL- Lower control limit - upper control limit
Results reported to the DL.
When reported, PFHxS, PFOA and PFOS include both linear and branched isomers.
Only the linear isomer is reported for all other analytes.

Sample ID: Method Blank

Modified EPA Method 537

Client Data

Name: Tetra Tech
Project: 112G08005-WE05
Matrix: Aqueous

Laboratory Data

Lab Sample: B8A0134-BLK1
Column: BEH C18

Analyte	Conc. (ng/L)	DL	LOD	LOQ	Qualifiers	Batch	Extracted	Samp Size	Analyzed	Dilution
PFBS	ND	0.895	2.50	4.00		B8A0134	24-Jan-18	0.250 L	01-Feb-18 13:33	1
PFHxA	ND	1.09	2.50	4.00		B8A0134	24-Jan-18	0.250 L	01-Feb-18 13:33	1
PFHpA	ND	0.296	2.50	4.00		B8A0134	24-Jan-18	0.250 L	01-Feb-18 13:33	1
PFHxS	ND	0.474	2.50	4.00		B8A0134	24-Jan-18	0.250 L	01-Feb-18 13:33	1
PFOA	ND	0.326	2.50	4.00		B8A0134	24-Jan-18	0.250 L	01-Feb-18 13:33	1
PFOS	ND	0.404	2.50	4.00		B8A0134	24-Jan-18	0.250 L	01-Feb-18 13:33	1
PFNA	ND	0.405	2.50	4.00		B8A0134	24-Jan-18	0.250 L	01-Feb-18 13:33	1
PFDA	ND	0.745	2.50	4.00		B8A0134	24-Jan-18	0.250 L	01-Feb-18 13:33	1
MeFOSAA	ND	0.825	2.50	4.00		B8A0134	24-Jan-18	0.250 L	01-Feb-18 13:33	1
PFUnA	ND	0.525	2.50	4.00		B8A0134	24-Jan-18	0.250 L	01-Feb-18 13:33	1
EtFOSAA	ND	0.685	2.50	4.00		B8A0134	24-Jan-18	0.250 L	01-Feb-18 13:33	1
PFDoA	ND	0.396	2.50	4.00		B8A0134	24-Jan-18	0.250 L	01-Feb-18 13:33	1
PFTrDA	ND	0.247	2.50	4.00		B8A0134	24-Jan-18	0.250 L	01-Feb-18 13:33	1
PFTeDA	ND	0.378	2.50	4.00		B8A0134	24-Jan-18	0.250 L	01-Feb-18 13:33	1

Labeled Standards	Type	% Recovery	Limits	Qualifiers	Batch	Extracted	Samp Size	Analyzed	Dilution
13C3-PFBS	IS	98.2	50 - 150		B8A0134	24-Jan-18	0.250 L	01-Feb-18 13:33	1
13C2-PFHxA	IS	100	50 - 150		B8A0134	24-Jan-18	0.250 L	01-Feb-18 13:33	1
13C4-PFHpA	IS	97.6	50 - 150		B8A0134	24-Jan-18	0.250 L	01-Feb-18 13:33	1
18O2-PFHxS	IS	88.0	50 - 150		B8A0134	24-Jan-18	0.250 L	01-Feb-18 13:33	1
13C2-PFOA	IS	83.0	50 - 150		B8A0134	24-Jan-18	0.250 L	01-Feb-18 13:33	1
13C8-PFOS	IS	100	50 - 150		B8A0134	24-Jan-18	0.250 L	01-Feb-18 13:33	1
13C5-PFNA	IS	102	50 - 150		B8A0134	24-Jan-18	0.250 L	01-Feb-18 13:33	1
13C2-PFDA	IS	85.9	50 - 150		B8A0134	24-Jan-18	0.250 L	01-Feb-18 13:33	1
d3-MeFOSAA	IS	99.6	50 - 150		B8A0134	24-Jan-18	0.250 L	01-Feb-18 13:33	1
13C2-PFUnA	IS	115	50 - 150		B8A0134	24-Jan-18	0.250 L	01-Feb-18 13:33	1
d5-EtFOSAA	IS	97.1	50 - 150		B8A0134	24-Jan-18	0.250 L	01-Feb-18 13:33	1
13C2-PFDoA	IS	91.3	50 - 150		B8A0134	24-Jan-18	0.250 L	01-Feb-18 13:33	1
13C2-PFTeDA	IS	92.4	50 - 150		B8A0134	24-Jan-18	0.250 L	01-Feb-18 13:33	1

DL - Detection Limit
LOD - Limit of Detection
LOQ - Limit of quantitation
LCL-UCL- Lower control limit - upper control limit
Results reported to the DL.
When reported, PFHxS, PFOA and PFOS include both linear and branched isomers.
Only the linear isomer is reported for all other analytes.

Sample ID: OPR **Modified EPA Method 537**

Client Data

Name: Tetra Tech
Project: 112G08005-WE05
Matrix: Aqueous

Laboratory Data

Lab Sample: B8A0134-BS1
Column: BEH C18

Analyte	Amt Found (ng/L)	Spike Amt	% Rec	Limits	Qualifiers	Batch	Extracted	Samp Size	Analyzed	Dilution
PFBS	46.4	40.0	116	70-130		B8A0134	24-Jan-18	0.250 L	01-Feb-18 13:21	1
PFHxA	45.7	40.0	114	70-130		B8A0134	24-Jan-18	0.250 L	01-Feb-18 13:21	1
PFHpA	39.5	40.0	98.7	70-130		B8A0134	24-Jan-18	0.250 L	01-Feb-18 13:21	1
PFHxS	39.9	40.0	99.8	70-130		B8A0134	24-Jan-18	0.250 L	01-Feb-18 13:21	1
PFOA	40.8	40.0	102	70-130		B8A0134	24-Jan-18	0.250 L	01-Feb-18 13:21	1
PFOS	42.0	40.0	105	70-130		B8A0134	24-Jan-18	0.250 L	01-Feb-18 13:21	1
PFNA	41.2	40.0	103	70-130		B8A0134	24-Jan-18	0.250 L	01-Feb-18 13:21	1
PFDA	44.0	40.0	110	70-130		B8A0134	24-Jan-18	0.250 L	01-Feb-18 13:21	1
MeFOSAA	42.5	40.0	106	70-130		B8A0134	24-Jan-18	0.250 L	01-Feb-18 13:21	1
PFUnA	34.5	40.0	86.2	70-130		B8A0134	24-Jan-18	0.250 L	01-Feb-18 13:21	1
EtFOSAA	45.6	40.0	114	70-130		B8A0134	24-Jan-18	0.250 L	01-Feb-18 13:21	1
PFDoA	30.3	40.0	75.7	70-130		B8A0134	24-Jan-18	0.250 L	01-Feb-18 13:21	1
PFTrDA	28.0	40.0	70.0	60-130		B8A0134	24-Jan-18	0.250 L	01-Feb-18 13:21	1
PFTeDA	42.4	40.0	106	70-130		B8A0134	24-Jan-18	0.250 L	01-Feb-18 13:21	1

Labeled Standards	Type	% Rec	Limits	Qualifiers	Batch	Extracted	Samp Size	Analyzed	Dilution
13C3-PFBS	IS	104	50- 150		B8A0134	24-Jan-18	0.250 L	01-Feb-18 13:21	1
13C2-PFHxA	IS	102	50- 150		B8A0134	24-Jan-18	0.250 L	01-Feb-18 13:21	1
13C4-PFHpA	IS	94.2	50- 150		B8A0134	24-Jan-18	0.250 L	01-Feb-18 13:21	1
18O2-PFHxS	IS	108	50- 150		B8A0134	24-Jan-18	0.250 L	01-Feb-18 13:21	1
13C2-PFOA	IS	98.3	50- 150		B8A0134	24-Jan-18	0.250 L	01-Feb-18 13:21	1
13C8-PFOS	IS	83.6	50- 150		B8A0134	24-Jan-18	0.250 L	01-Feb-18 13:21	1
13C5-PFNA	IS	102	50- 150		B8A0134	24-Jan-18	0.250 L	01-Feb-18 13:21	1
13C2-PFDA	IS	78.3	50- 150		B8A0134	24-Jan-18	0.250 L	01-Feb-18 13:21	1
d3-MeFOSAA	IS	64.8	50- 150		B8A0134	24-Jan-18	0.250 L	01-Feb-18 13:21	1
13C2-PFUnA	IS	86.9	50- 150		B8A0134	24-Jan-18	0.250 L	01-Feb-18 13:21	1
d5-EtFOSAA	IS	77.9	50- 150		B8A0134	24-Jan-18	0.250 L	01-Feb-18 13:21	1
13C2-PFDoA	IS	93.5	50- 150		B8A0134	24-Jan-18	0.250 L	01-Feb-18 13:21	1
13C2-PFTeDA	IS	81.0	50- 150		B8A0134	24-Jan-18	0.250 L	01-Feb-18 13:21	1

Sample ID: Method Blank

Modified EPA Method 537

Client Data

Name: Tetra Tech
Project: 112G08005-WE05
Matrix: Aqueous

Laboratory Data

Lab Sample: B8A0163-BLK1
Column: BEH C18

Analyte	Conc. (ng/L)	DL	LOD	LOQ	Qualifiers	Batch	Extracted	Samp Size	Analyzed	Dilution
PFBS	ND	0.895	2.50	4.00		B8A0163	26-Jan-18	0.250 L	29-Jan-18 18:41	1
PFHxA	ND	1.09	2.50	4.00		B8A0163	26-Jan-18	0.250 L	29-Jan-18 18:41	1
PFHpA	ND	0.296	2.50	4.00		B8A0163	26-Jan-18	0.250 L	29-Jan-18 18:41	1
PFHxS	ND	0.474	2.50	4.00		B8A0163	26-Jan-18	0.250 L	29-Jan-18 18:41	1
PFOA	ND	0.326	2.50	4.00		B8A0163	26-Jan-18	0.250 L	29-Jan-18 18:41	1
PFOS	ND	0.404	2.50	4.00		B8A0163	26-Jan-18	0.250 L	29-Jan-18 18:41	1
PFNA	ND	0.405	2.50	4.00		B8A0163	26-Jan-18	0.250 L	29-Jan-18 18:41	1
PFDA	ND	0.745	2.50	4.00		B8A0163	26-Jan-18	0.250 L	29-Jan-18 18:41	1
MeFOSAA	ND	0.825	2.50	4.00		B8A0163	26-Jan-18	0.250 L	29-Jan-18 18:41	1
PFUnA	ND	0.525	2.50	4.00		B8A0163	26-Jan-18	0.250 L	29-Jan-18 18:41	1
EtFOSAA	ND	0.685	2.50	4.00		B8A0163	26-Jan-18	0.250 L	29-Jan-18 18:41	1
PFDoA	ND	0.396	2.50	4.00		B8A0163	26-Jan-18	0.250 L	29-Jan-18 18:41	1
PFTrDA	ND	0.247	2.50	4.00		B8A0163	26-Jan-18	0.250 L	29-Jan-18 18:41	1
PFTeDA	ND	0.378	2.50	4.00		B8A0163	26-Jan-18	0.250 L	29-Jan-18 18:41	1

Labeled Standards	Type	% Recovery	Limits	Qualifiers	Batch	Extracted	Samp Size	Analyzed	Dilution
13C3-PFBS	IS	106	50 - 150		B8A0163	26-Jan-18	0.250 L	29-Jan-18 18:41	1
13C2-PFHxA	IS	87.3	50 - 150		B8A0163	26-Jan-18	0.250 L	29-Jan-18 18:41	1
13C4-PFHpA	IS	91.9	50 - 150		B8A0163	26-Jan-18	0.250 L	29-Jan-18 18:41	1
18O2-PFHxS	IS	101	50 - 150		B8A0163	26-Jan-18	0.250 L	29-Jan-18 18:41	1
13C2-PFOA	IS	65.6	50 - 150		B8A0163	26-Jan-18	0.250 L	29-Jan-18 18:41	1
13C8-PFOS	IS	86.9	50 - 150		B8A0163	26-Jan-18	0.250 L	29-Jan-18 18:41	1
13C5-PFNA	IS	75.5	50 - 150		B8A0163	26-Jan-18	0.250 L	29-Jan-18 18:41	1
13C2-PFDA	IS	85.5	50 - 150		B8A0163	26-Jan-18	0.250 L	29-Jan-18 18:41	1
d3-MeFOSAA	IS	73.5	50 - 150		B8A0163	26-Jan-18	0.250 L	29-Jan-18 18:41	1
13C2-PFUnA	IS	61.8	50 - 150		B8A0163	26-Jan-18	0.250 L	29-Jan-18 18:41	1
d5-EtFOSAA	IS	88.2	50 - 150		B8A0163	26-Jan-18	0.250 L	29-Jan-18 18:41	1
13C2-PFDoA	IS	59.4	50 - 150		B8A0163	26-Jan-18	0.250 L	29-Jan-18 18:41	1
13C2-PFTeDA	IS	52.8	50 - 150		B8A0163	26-Jan-18	0.250 L	29-Jan-18 18:41	1

DL - Detection Limit
LOD - Limit of Detection
LOQ - Limit of quantitation
LCL-UCL- Lower control limit - upper control limit
Results reported to the DL.
When reported, PFHxS, PFOA and PFOS include both linear and branched isomers.
Only the linear isomer is reported for all other analytes.

Sample ID: OPR **Modified EPA Method 537**

Client Data

Name: Tetra Tech
Project: 112G08005-WE05
Matrix: Aqueous

Laboratory Data

Lab Sample: B8A0163-BS1
Column: BEH C18

Analyte	Amt Found (ng/L)	Spike Amt	% Rec	Limits	Qualifiers	Batch	Extracted	Samp Size	Analyzed	Dilution
PFBS	46.3	40.0	116	70-130		B8A0163	26-Jan-18	0.250 L	29-Jan-18 18:30	1
PFHxA	48.7	40.0	122	70-130		B8A0163	26-Jan-18	0.250 L	29-Jan-18 18:30	1
PFHpA	43.7	40.0	109	70-130		B8A0163	26-Jan-18	0.250 L	29-Jan-18 18:30	1
PFHxS	43.9	40.0	110	70-130		B8A0163	26-Jan-18	0.250 L	29-Jan-18 18:30	1
PFOA	43.0	40.0	108	70-130		B8A0163	26-Jan-18	0.250 L	29-Jan-18 18:30	1
PFOS	50.5	40.0	126	70-130		B8A0163	26-Jan-18	0.250 L	29-Jan-18 18:30	1
PFNA	45.9	40.0	115	70-130		B8A0163	26-Jan-18	0.250 L	29-Jan-18 18:30	1
PFDA	37.6	40.0	94.0	70-130		B8A0163	26-Jan-18	0.250 L	29-Jan-18 18:30	1
MeFOSAA	53.2	40.0	133	70-130	H	B8A0163	26-Jan-18	0.250 L	29-Jan-18 18:30	1
PFUnA	57.6	40.0	144	70-130	H	B8A0163	26-Jan-18	0.250 L	29-Jan-18 18:30	1
EtFOSAA	48.1	40.0	120	70-130		B8A0163	26-Jan-18	0.250 L	29-Jan-18 18:30	1
PFDoA	46.9	40.0	117	70-130		B8A0163	26-Jan-18	0.250 L	29-Jan-18 18:30	1
PFTrDA	47.1	40.0	118	60-130		B8A0163	26-Jan-18	0.250 L	29-Jan-18 18:30	1
PFTeDA	57.3	40.0	143	70-130	H	B8A0163	26-Jan-18	0.250 L	29-Jan-18 18:30	1

Labeled Standards	Type	% Rec	Limits	Qualifiers	Batch	Extracted	Samp Size	Analyzed	Dilution
13C3-PFBS	IS	95.0	50- 150		B8A0163	26-Jan-18	0.250 L	29-Jan-18 18:30	1
13C2-PFHxA	IS	83.4	50- 150		B8A0163	26-Jan-18	0.250 L	29-Jan-18 18:30	1
13C4-PFHpA	IS	105	50- 150		B8A0163	26-Jan-18	0.250 L	29-Jan-18 18:30	1
18O2-PFHxS	IS	84.9	50- 150		B8A0163	26-Jan-18	0.250 L	29-Jan-18 18:30	1
13C2-PFOA	IS	64.7	50- 150		B8A0163	26-Jan-18	0.250 L	29-Jan-18 18:30	1
13C8-PFOS	IS	105	50- 150		B8A0163	26-Jan-18	0.250 L	29-Jan-18 18:30	1
13C5-PFNA	IS	77.9	50- 150		B8A0163	26-Jan-18	0.250 L	29-Jan-18 18:30	1
13C2-PFDA	IS	87.2	50- 150		B8A0163	26-Jan-18	0.250 L	29-Jan-18 18:30	1
d3-MeFOSAA	IS	75.6	50- 150		B8A0163	26-Jan-18	0.250 L	29-Jan-18 18:30	1
13C2-PFUnA	IS	69.5	50- 150		B8A0163	26-Jan-18	0.250 L	29-Jan-18 18:30	1
d5-EtFOSAA	IS	74.1	50- 150		B8A0163	26-Jan-18	0.250 L	29-Jan-18 18:30	1
13C2-PFDoA	IS	63.0	50- 150		B8A0163	26-Jan-18	0.250 L	29-Jan-18 18:30	1
13C2-PFTeDA	IS	60.8	50- 150		B8A0163	26-Jan-18	0.250 L	29-Jan-18 18:30	1

Sample ID: LRB **EPA Method 537**

Client Data
Name: Tetra Tech
Project: 112G08005-WE05
Matrix: Aqueous

Laboratory Data
Lab Sample: B8A0146-BLK1
Column: BEH C18

Analyte	Conc. (ng/L)	DL	LOD	LOQ	Qualifiers	Batch	Extracted	Samp Size	Analyzed	Dilution
PFBS	ND	0.443	5.00	10.0		B8A0146	26-Jan-18	0.250 L	29-Jan-18 19:36	1
PFHxA	1.28	0.663	5.00	10.0	J	B8A0146	26-Jan-18	0.250 L	29-Jan-18 19:36	1
PFHpA	ND	0.533	5.00	10.0		B8A0146	26-Jan-18	0.250 L	29-Jan-18 19:36	1
PFHxS	ND	0.415	5.00	10.0		B8A0146	26-Jan-18	0.250 L	29-Jan-18 19:36	1
PFOA	ND	1.08	5.00	10.0		B8A0146	26-Jan-18	0.250 L	29-Jan-18 19:36	1
PFNA	ND	1.44	5.00	10.0		B8A0146	26-Jan-18	0.250 L	29-Jan-18 19:36	1
PFOS	ND	1.04	5.00	10.0		B8A0146	26-Jan-18	0.250 L	29-Jan-18 19:36	1
PFDA	ND	1.28	5.00	10.0		B8A0146	26-Jan-18	0.250 L	29-Jan-18 19:36	1
MeFOSAA	ND	3.04	5.00	10.0		B8A0146	26-Jan-18	0.250 L	29-Jan-18 19:36	1
EtFOSAA	ND	1.93	5.00	10.0		B8A0146	26-Jan-18	0.250 L	29-Jan-18 19:36	1
PFUnA	ND	0.255	5.00	10.0		B8A0146	26-Jan-18	0.250 L	29-Jan-18 19:36	1
PFDoA	ND	0.952	5.00	10.0		B8A0146	26-Jan-18	0.250 L	29-Jan-18 19:36	1
PFTrDA	ND	0.943	5.00	10.0		B8A0146	26-Jan-18	0.250 L	29-Jan-18 19:36	1
PFTeDA	ND	0.777	5.00	10.0		B8A0146	26-Jan-18	0.250 L	29-Jan-18 19:36	1

Labeled Standards	Type	% Recovery	Limits	Qualifiers	Batch	Extracted	Samp Size	Analyzed	Dilution
13C2-PFHxA	SURR	98.6	70 - 130		B8A0146	26-Jan-18	0.250 L	29-Jan-18 19:36	1
13C2-PFDA	SURR	83.2	70 - 130		B8A0146	26-Jan-18	0.250 L	29-Jan-18 19:36	1
d5-EtFOSAA	SURR	98.5	70 - 130		B8A0146	26-Jan-18	0.250 L	29-Jan-18 19:36	1

DL - Detection Limit
LOD - Limit of Detection
LOQ - Limit of quantitation
LCL-UCL- Lower control limit - upper control limit
Results reported to the DL.
When reported, PFHxS, PFOA and PFOS include both linear and branched isomers.
Only the linear isomer is reported for all other analytes.

Sample ID: LFB **EPA Method 537**

Client Data

Name: Tetra Tech
Project: 112G08005-WE05
Matrix: Aqueous

Laboratory Data

Lab Sample: B8A0146-BS1 Column: BEH C18

Analyte	Amt Found (ng/L)	Spike Amt	% Rec	Limits	Qualifiers	Batch	Extracted	Samp Size	Analyzed	Dilution
PFBS	19.3	17.7	109	70-130		B8A0146	26-Jan-18	0.250 L	29-Jan-18 19:24	1
PFHxA	16.3	20.0	81.5	70-130	B	B8A0146	26-Jan-18	0.250 L	29-Jan-18 19:24	1
PFHpA	15.5	20.0	77.7	70-130		B8A0146	26-Jan-18	0.250 L	29-Jan-18 19:24	1
PFHxS	21.5	18.2	118	70-130		B8A0146	26-Jan-18	0.250 L	29-Jan-18 19:24	1
PFOA	17.2	20.0	85.8	70-130		B8A0146	26-Jan-18	0.250 L	29-Jan-18 19:24	1
PFNA	16.8	20.0	84.0	70-130		B8A0146	26-Jan-18	0.250 L	29-Jan-18 19:24	1
PFOS	16.1	18.5	87.4	70-130		B8A0146	26-Jan-18	0.250 L	29-Jan-18 19:24	1
PFDA	15.1	20.0	75.4	70-130		B8A0146	26-Jan-18	0.250 L	29-Jan-18 19:24	1
MeFOSAA	18.7	20.0	93.3	70-130		B8A0146	26-Jan-18	0.250 L	29-Jan-18 19:24	1
EtFOSAA	19.1	20.0	95.7	70-130		B8A0146	26-Jan-18	0.250 L	29-Jan-18 19:24	1
PFUnA	16.3	20.0	81.6	70-130		B8A0146	26-Jan-18	0.250 L	29-Jan-18 19:24	1
PFDoA	21.8	20.0	109	70-130		B8A0146	26-Jan-18	0.250 L	29-Jan-18 19:24	1
PFTrDA	15.3	20.0	76.7	70-130		B8A0146	26-Jan-18	0.250 L	29-Jan-18 19:24	1
PFTeDA	17.4	20.0	86.9	70-130		B8A0146	26-Jan-18	0.250 L	29-Jan-18 19:24	1

Labeled Standards	Type	% Rec	Limits	Qualifiers	Batch	Extracted	Samp Size	Analyzed	Dilution
13C2-PFHxA	SURR	100	70- 130		B8A0146	26-Jan-18	0.250 L	29-Jan-18 19:24	1
13C2-PFDA	SURR	75.1	70- 130		B8A0146	26-Jan-18	0.250 L	29-Jan-18 19:24	1
d5-EtFOSAA	SURR	97.5	70- 130		B8A0146	26-Jan-18	0.250 L	29-Jan-18 19:24	1

Sample ID: FT-TW507-1924 **Modified EPA Method 537**

Name:	Tetra Tech	Lab Sample:	B8A0134-MS1/B8A0134-MSD1	Source Lab Sample:	1800153-01
Project:	112G08005-WE05	QC Batch:	B8A0134	Date Extracted:	24-Jan-18
Matrix:	Aqueous	Samp Size:	0.222/0.234 L	Column:	BEH C18

Analyte	Sample (ng/L)	MS (ng/L)	MS Spike Amt	MS % Rec	MS Quals	MSD (ng/L)	MSD Spike Amt	MSD % Rec	RPD	MSD Quals	%Rec Limits	RPD Limits	MS Analyzed	MS Dil	MSD Analyzed	MSD Dil
PFBS	13.4	63.8	45.0	112		64.4	42.8	119	6.06		70-130	30	01-Feb-18 13:44	1	01-Feb-18 13:55	1
PFHxA	232	259	45.0	59.4	H	244	42.8	28.1	71.5	H	70-130	30	01-Feb-18 13:44	1	01-Feb-18 13:55	1
PFHpA	257	322	45.0	145	H	290	42.8	79.3	58.6	H	70-130	30	01-Feb-18 13:44	1	01-Feb-18 13:55	1
PFHxS	794	954	45.0	354	H	895	42.8	236	40.0	H	70-130	30	01-Feb-18 13:44	1	01-Feb-18 13:55	1
PFOA	649	607	45.0	-91.7	H	646	42.8	-6.09	175	H	70-130	30	01-Feb-18 13:44	1	01-Feb-18 13:55	1
PFOS	41.6	55.8	45.0	31.6	H	51.6	42.8	23.4	29.8	H	70-130	30	01-Feb-18 13:44	1	01-Feb-18 13:55	1
PFNA	432	497	45.0	144	H	536	42.8	243	51.2	H	70-130	30	01-Feb-18 13:44	1	01-Feb-18 13:55	1
PFDA	ND	47.0	45.0	104		43.1	42.8	101	2.93		70-130	30	01-Feb-18 13:44	1	01-Feb-18 13:55	1
MeFOSAA	ND	43.0	45.0	95.5		43.6	42.8	102	6.58		70-130	30	01-Feb-18 13:44	1	01-Feb-18 13:55	1
PFUnA	ND	41.6	45.0	92.5		43.3	42.8	101	8.79		70-130	30	01-Feb-18 13:44	1	01-Feb-18 13:55	1
EtFOSAA	ND	45.2	45.0	100		49.7	42.8	116	14.8		70-130	30	01-Feb-18 13:44	1	01-Feb-18 13:55	1
PFDoA	ND	43.6	45.0	96.8		35.6	42.8	83.1	15.2		70-130	30	01-Feb-18 13:44	1	01-Feb-18 13:55	1
PFTrDA	ND	42.6	45.0	94.7		39.6	42.8	92.5	2.35		60-130	30	01-Feb-18 13:44	1	01-Feb-18 13:55	1
PFTeDA	ND	45.7	45.0	102		46.7	42.8	109	6.64		70-130	30	01-Feb-18 13:44	1	01-Feb-18 13:55	1

Labeled Standards	Type	MS % Rec	MS Quals	MSD % Rec	MSD Quals	Limits	MS Analyzed	MS Dil	MSD Analyzed	MSD Dil
13C3-PFBS	IS	104		98.7		50-150	01-Feb-18 13:44	1	01-Feb-18 13:55	1
13C2-PFHxA	IS	95.8		95.1		50-150	01-Feb-18 13:44	1	01-Feb-18 13:55	1
13C4-PFHpA	IS	93.4		105		50-150	01-Feb-18 13:44	1	01-Feb-18 13:55	1
18O2-PFHxS	IS	92.6		103		50-150	01-Feb-18 13:44	1	01-Feb-18 13:55	1
13C2-PFOA	IS	96.6		85.8		50-150	01-Feb-18 13:44	1	01-Feb-18 13:55	1
13C8-PFOS	IS	94.8		99.0		50-150	01-Feb-18 13:44	1	01-Feb-18 13:55	1
13C5-PFNA	IS	100		89.8		50-150	01-Feb-18 13:44	1	01-Feb-18 13:55	1
13C2-PFDA	IS	89.4		84.2		50-150	01-Feb-18 13:44	1	01-Feb-18 13:55	1
d3-MeFOSAA	IS	76.7		105		50-150	01-Feb-18 13:44	1	01-Feb-18 13:55	1
13C2-PFUnA	IS	88.0		112		50-150	01-Feb-18 13:44	1	01-Feb-18 13:55	1
d5-EtFOSAA	IS	86.0		98.1		50-150	01-Feb-18 13:44	1	01-Feb-18 13:55	1
13C2-PFDoA	IS	86.7		101		50-150	01-Feb-18 13:44	1	01-Feb-18 13:55	1
13C2-PFTeDA	IS	61.9		87.9		50-150	01-Feb-18 13:44	1	01-Feb-18 13:55	1

No action for compounds with concentrations 4X greater than amount spiked (highlighted)

Process Sheet

Workorder: 1800153

Prep Expiration: 2018-Feb-01
Client: Tetra Tech

Workorder Due: 09-Feb-18 00:00
TAT: 21

Method: **537M PFAS DOD (LOQ as mRL)**
Matrix: **Aqueous**

Prep Batch: B8A0134

Prep Data Entered: 1.25.18
Date and Initials

Version: 537 (14 Analyte)
DoD: DoD QSM 5.1

Initial Sequence: _____

LabSampID	A/B	Prep Rec	Spike Rec	ClientSampleID	Comments	Location	Container
1800153-01	ABC	☑	☑	FT-TW507-1924	**MS/MSD**	WR-2 E-6	HDPE Bottle, 250 mL
1800153-02	"A"	☑	☑	FT-TW510-1520		WR-2 E-6	HDPE Bottle, 250 mL
1800153-03		☑	☑	FT-TW511-1722		WR-2 E-6	HDPE Bottle, 250 mL
1800153-04		☑	☑	FT-TW513-2025		WR-2 E-6	HDPE Bottle, 250 mL
1800153-05		☑	☑	FT-Dup03-20180118		WR-2 E-6	HDPE Bottle, 250 mL
1800153-06		☑	☑	FT-TW507-1924-FRB		WR-2 E-6	HDPE Bottle, 250 mL
1800153-07		☑	☑	FT-EB01-20180116		WR-2 E-6	HDPE Bottle, 250 mL
1800153-08		☑	☑	FT-EB02-20180117		WR-2 E-6	HDPE Bottle, 250 mL
1800153-09		☑	☑	FT-EB03-20180118		WR-2 E-6	HDPE Bottle, 250 mL
1800153-10		☑	☑	FT-FRB01-20180116		WR-2 E-6	HDPE Bottle, 250 mL
~~1800153-T1~~		☐	☐	FT-FRB02-20180117	"FT-FB02-20180117" HN 1/23/18	WR-2 E-6	HDPE Bottle, 250 mL

Cancelled 1/24/18 MC RX'd

WO Comments: **Provide all analytical runs.**
MS/MSD per batch, if MS/MSD is not provided - LCS/LCSD.

Pre-Prep Check Out: HN 1/23/18
Pre-Prep Check In: HN 1/23/18

Prep Check Out: MA 1/24/18
Prep Check In: NA

Prep Reconciled Initals/Date: HN 1/23/18
Spike Reconciled Initals/Date: MA 1/24/18
VialBoxID: Blame Hugo

PREPARATION BENCH SHEET

Matrix: Aqueous

Method: 537M Linear All/Branched/Total PFHxS/PFOA/
Method: 537M PFAS
Method: 537M PFAS DOD (LOQ as mRL)

B8A0134

Prepared using: LCMS - SPE Extraction-LCMS

Chemist: KC

Prep Date/Time: ~~23~~-Jan-18 ~~14:04~~ 24 8:30
KC 1/24/18

Date/Initals: HN 1/23/18 | BalanceID: HRMS-8

Cen	VISTA Sample ID	pH Before	pH After	Chlorine (Cl)	Drops HCl Added	Bottle + Sample (g)	Bottle Only (g)	Sample Amt. (L)	IS/NS CHEM/WIT DATE	SPE	RS CHEM/WIT DATE
☐	B8A0134-BLK1 (A)	5	2	0	4	NA	NA	(0.250) ✓	KC MA 1/24/18	MA 01124/18	KC MA 1/24/18
☐	B8A0134-BS1 ↓	5	2	0	4	↓	↓	↓ ✓	↓	↓	↓
☑	B8A0134-MS1 1800153-01	6	2	0	3	249.89	27.84	0.22205 ✓			
☑	B8A0134-MSD1 1800153-01	6	2	0	3	261.46	27.56	0.23340 ✓			
☐	1800141-01	5	2	0	3	269.37	27.76	0.24161			
☐	1800144-01	5	2	0	5	282.84	27.76	0.25508			
☐	1800144-02	5	2	0	5	277.13	28.02	0.24911			
☑	1800144-03 (B)	7	2	0	12	282.05	27.51	0.25454			
☑	1800153-01	6	2	0	2	266.35	27.76	0.23854 ✓			
☑	1800153-02 (B)	7	2	0	9	273.35	27.87	0.24548 ✓			
☐	1800153-03	5	2	0	2	270.51	27.87	0.24264 ✓			
☐	1800153-04	5	2	0	2	261.95	27.98	0.23397 ✓			
☑	1800153-05 (B)	7	2	0	8	276.34	27.17	0.24917 ✓			
☐	1800153-06	5	2	0	2	280.72	27.05	0.25367 ✓			
☐	1800153-07	5	2	0	2	282.01	27.68	0.25433 ✓			
☐	1800153-08	5	2	0	2	285.80	27.89	0.25791 ✓	↓	↓	↓

IS: 1FL2601, 10µL (V6)
IS SUP: NA
NS: 1FL2103, 10µL (V3)
RS: 1FL2332, 10µL (V6)

SPE Chem: Strata X-AW 33µm 200mg 6mL
Ele SOLV: 0.5% NH4OH in MeOH, MeOH
Final Volume(s): ~~1~~ mL
HN 1/24/18

Notes: (A) 1.25g Trizma added HN 1/23/18
(B) Sample formed thick foam layer after being shaken 1/23/18 HN

Comments: Assume 1 g = 1 mL
Cen = Centrifuged

PREPARATION BENCH SHEET

Matrix: Aqueous

Method: 537M Linear All/Branched/Total PFHxS/PFOA/
Method: 537M PFAS
Method: 537M PFAS DOD (LOQ as mRL)

B8A0134

Prepared using: LCMS - SPE Extraction-LCMS

Chemist: KC

Prep Date/Time: ~~23~~-Jan-18 ~~14:04~~ 24 8:30
KC 1/24/18

Date/Initals: HN 1/23/18 | BalanceID: HRMS-8

Cen	VISTA Sample ID	pH Before	pH After	Chlorine (Cl)	Drops HCl Added	Bottle + Sample (g)	Bottle Only (g)	Sample Amt. (L)	IS/NS CHEM/WIT DATE	SPE	RS CHEM/WIT DATE
☐	1800153-09	5	2	0	2	262.02	27.68	0.23434 ✓	KC MA 1/24/18	MA 01124/18	KC MA 1/24/18
☐	1800153-10	5	2	0	2	284.60	27.96	0.25664 ✓	↓	↓	↓
☐	1800153-11	7	2	0	7	280.24	28.72	0.25152	↓	↓	↓

IS: 17L2601, 10µL (V6)
IS SUP: NA
NS: 17L2103, 10µL (V3)
RS: 17L2332, 10mL (V6)

SPE Chem: Strata X-AW 33µm 200mg/6mL
Ele SOLV: 0.5% NH4OH in MeOH, MeOH
Final Volume(s) 1mL

Notes:

Comments: Assume 1 g = 1 mL
Cen = Centrifuged

Batch: B8A0134

Matrix: Aqueous

LabNumber	WetWeight (Initial)	% Solids (Extraction Solids)	DryWeight	Final	Extracted	Ext By	Spike	SpikeAmount	ClientMatrix	Analysis
1800141-01	0.24161	NA	NA	1000	24-Jan-18 08:30	KC			Drinking Water	537M Linear All/Branched/
1800144-01	0.25508			1000	24-Jan-18 08:30	KC			Drinking Water	537M PFAS
1800144-02	0.24911			1000	24-Jan-18 08:30	KC			Drinking Water	537M PFAS
1800144-03	0.25454			1000	24-Jan-18 08:30	KC			Drinking Water	537M PFAS
1800153-01	0.23859			1000	24-Jan-18 08:30	KC			Groundwater	537M PFAS
1800153-01	0.23859			1000	24-Jan-18 08:30	KC			Groundwater	537M Linear All/Branched/
1800153-01	0.23859			1000	24-Jan-18 08:30	KC			Groundwater	537M PFAS DOD (LOQ as
1800153-02	0.24548			1000	24-Jan-18 08:30	KC			Groundwater	537M PFAS DOD (LOQ as
1800153-03	0.24264			1000	24-Jan-18 08:30	KC			Groundwater	537M PFAS DOD (LOQ as
1800153-04	0.23397			1000	24-Jan-18 08:30	KC			Groundwater	537M PFAS DOD (LOQ as
1800153-05	0.24917			1000	24-Jan-18 08:30	KC			Groundwater	537M PFAS DOD (LOQ as
1800153-06	0.25367			1000	24-Jan-18 08:30	KC			QC Water	537M PFAS DOD (LOQ as
1800153-07	0.25433			1000	24-Jan-18 08:30	KC			QC Water	537M PFAS DOD (LOQ as
1800153-08	0.25791			1000	24-Jan-18 08:30	KC			QC Water	537M PFAS DOD (LOQ as
1800153-09	0.23434			1000	24-Jan-18 08:30	KC			QC Water	537M PFAS DOD (LOQ as
1800153-10	0.25664			1000	24-Jan-18 08:30	KC			QC Water	537M PFAS DOD (LOQ as
1800153-11	0.25152			1000	24-Jan-18 08:30	KC			QC Water	537M PFAS DOD (LOQ as
B8A0134-BLK1	0.25			1000	24-Jan-18 08:30	KC				QC
B8A0134-BS1	0.25			1000	24-Jan-18 08:30	KC	17L2103	10		QC
B8A0134-MS1	0.22205			1000	24-Jan-18 08:30	KC	17L2103	10		QC
B8A0134-MSD1	0.2339			1000	24-Jan-18 08:30	KC	17L2103	10		QC

7L 1.25.18

RX

Process Sheet

Workorder: 1800153

Prep Expiration: 2018-Feb-01
Client: Tetra Tech

Workorder Due: 09-Feb-18 00:00

TAT: 21

Method: **537M PFAS DOD (LOQ as mRL)**
Matrix: **Aqueous**

Prep Batch: B8A0163

Prep Data Entered: 1·29·18 7R
Date and Initials

Version: 537 (14 Analyte)
DoD: DoD QSM 5.1

Initial Sequence: _____

LabSampID	A/B	Prep Rec	Spike Rec	ClientSampleID	Comments	Location	Container
1800153-01		☐	☐	FT-TW507-1924	**MS/MSD**	WR-2 E-6	HDPE Bottle, 250 mL
1800153-02		☐	☐	FT-TW510-1520		WR-2 E-6	HDPE Bottle, 250 mL
1800153-03		☐	☐	FT-TW511-1722		WR-2 E-6	HDPE Bottle, 250 mL
1800153-04		☐	☐	FT-TW513-2025		WR-2 E-6	HDPE Bottle, 250 mL
1800153-05		☐	☐	FT-Dup03-20180118		WR-2 E-6	HDPE Bottle, 250 mL
1800153-06		☐	☐	FT-TW507-1924-FRB		WR-2 E-6	HDPE Bottle, 250 mL
1800153-07		☐	☐	FT-EB01-20180116		WR-2 E-6	HDPE Bottle, 250 mL
1800153-08		☐	☐	FT-EB02-20180117		WR-2 E-6	HDPE Bottle, 250 mL
1800153-09		☐	☐	FT-EB03-20180118		WR-2 E-6	HDPE Bottle, 250 mL
1800153-10		☐	☐	FT-FRB01-20180116		WR-2 E-6	HDPE Bottle, 250 mL
1800153-11	A	☑	☑	FT-FRB02-20180117		WR-2 E-6	HDPE Bottle, 250 mL

WO Comments: **Provide all analytical runs.**
MS/MSD per batch, if MS/MSD is not provided - LCS/LCSD.

Pre-Prep Check Out: MA 1126118 Prep Check Out: NA Prep Reconciled Initals/Date: MA 1/26/18

Pre-Prep Check In: NA Prep Check In: NA Spike Reconciled Initals/Date: GPB 1/26/18

VialBoxID: Malory

PREPARATION BENCH SHEET

Matrix: Aqueous

Method: 537M PFAS DOD (LOQ as mRL)

B8A0163

Chemist: GRB

Prep Date/Time: 26-Jan-18 08:~~59~~ 11:30

GRB 1/26/18

Prepared using: LCMS - SPE Extraction-LCMS

Date/Initals: 01/26/18 MA | BalanceID: HRMS-8

Cen	VISTA Sample ID	pH Before	pH After	Chlorine (Cl)	Drops HCl Added	Bottle + Sample (g)	Bottle Only (g)	Sample Amt. (L)	IS/NS CHEM/WIT DATE	SPE	RS CHEM/WIT DATE
☐	B8A0163-BLK1 (A)	5	2	0	4	NA	NA	(0.250)	GRB MA 1/26/18	MA 1/26/18	GRB LC 1/26/18
☐	B8A0163-BS1 (A)	5	2	0	4	NA	NA	(0.250)			
☐	B8A0163-MS1 1800204-06	6	2	0	4	143.97	26.70	0.11727			
☐	B8A0163-MSD1 1800204-06	6	2	0	4	145.92	26.73	0.11919			
☐	1800153-11RE1	5	2	0	4	253.48	27.10	0.22638 ✓			
☐	1800184-01	6	2	0	4	142.51	26.68	0.11583			
☐	1800184-02	6	2	0	4	146.58	26.92	0.11966			
☐	1800184-03	6	2	0	4	146.25	26.78	0.11947			
☐	1800188-01	6	2	0	4	146.69	26.73	0.11996			
☐	1800188-02	6	2	0	4	142.54	26.75	0.11579			
☐	1800188-03	6	2	0	4	144.72	26.77	0.11795			
☐	1800204-01	6	2	0	5	147.95	26.69	0.12126			
☐	1800204-02	6	2	0	6	144.36	26.66	0.11770			
☐	1800204-03	6	2	0	6	145.68	26.64	0.11904			
☐	1800204-04	6	2	0	6	141.87	26.65	0.11522			
☐	1800204-05	6	2	0	4	147.83	26.67	0.12116			

IS: 17L2601, 10µL (V5)

IS SUP: NA

NS: 17L2103, 10µL (V3)

RS: 17L2332, 10µL (V6)

SPE Chem: Strata X-AW 33µm 200mg/6mL

Ele SOLV: 0.5% NH_4OH in MeOH / MeOH

Final Volume(s): 1 mL

Notes: (A) 1.25g Trizma added MA 01126/18

Comments: Assume 1 g = 1 mL

Cen = Centrifuged

PREPARATION BENCH SHEET

Matrix: Aqueous

Method: 537M PFAS DOD (LOQ as mRL)

B8A0163

Chemist: GRB

Prep Date/Time: 26-Jan-18 08:59 ~~11:30~~ GRB 1/26/18

Prepared using: LCMS - SPE Extraction-LCMS

Date/Initals: 01/26/18 MA | BalanceID: HRMS-8

Cen	VISTA Sample ID	pH Before	pH After	Chlorine (Cl)	Drops HCl Added	Bottle + Sample (g)	Bottle Only (g)	Sample Amt. (L)	IS/NS CHEM/WIT DATE	SPE	RS CHEM/WIT DATE
☐	1800204-06	6	2	0	4	144.91	26.72	0.11819	GRB MA 1/26/18	MA 1/26/18	GRB LC 1/26/18
☐	1800204-07	6	2	0	4	143.96	26.77	0.11719			
☐	1800206-01	6	2	0	4	145.39	26.81	0.11858			
☐	1800206-02	6	2	0	4	146.00	26.80	0.11920			
☐	1800206-03	6	2	0	4	146.61	26.83	0.11978			
☐	1800206-04	6	2	0	4	146.38	26.82	0.11956			
☐	1800206-05	6	2	0	4	146.81	26.78	0.12003			
☐	1800206-06	6	2	0	4	146.57	26.83	0.11974			

IS: 17L2601, 10µL (V5)

IS SUP: NA

NS: 17L2103, 10µL (V3)

RS: 17L2332, 10µL

SPE Chem: Strata X-Aw 33um 200mg 6mL

Ele SOLV: 0.5% NH4OH in MeOH | MeOH

Final Volume(s) 1mL

Notes:

Comments: Assume 1 g = 1 mL

Cen = Centrifuged

Batch: B8A0163

Matrix: Aqueous

LabNumber	WetWeight (Initial)	% Solids (Extraction Solids)	DryWeight	Final	Extracted	Ext By	Spike	SpikeAmount	ClientMatrix	Analysis
1800153-11RE1	0.22638	NA	NA	1000	26-Jan-18 11:30	GRB			QC Water	537M PFAS DOD (LOQ as
1800184-01	0.11583			1000	26-Jan-18 11:30	GRB			QC Water	537M PFAS DOD (LOQ as
1800184-02	0.11966			1000	26-Jan-18 11:30	GRB			QC Water	537M PFAS DOD (LOQ as
1800184-03	0.11947			1000	26-Jan-18 11:30	GRB			QC Water	537M PFAS DOD (LOQ as
1800188-01	0.11996			1000	26-Jan-18 11:30	GRB			QC Water	537M PFAS DOD (LOQ as
1800188-02	0.11579			1000	26-Jan-18 11:30	GRB			QC Water	537M PFAS DOD (LOQ as
1800188-03	0.11795			1000	26-Jan-18 11:30	GRB			QC Water	537M PFAS DOD (LOQ as
1800204-01	0.12126			1000	26-Jan-18 11:30	GRB			Potable Water	537M PFAS DOD (LOQ as
1800204-02	0.1177			1000	26-Jan-18 11:30	GRB			Potable Water	537M PFAS DOD (LOQ as
1800204-03	0.11904			1000	26-Jan-18 11:30	GRB			Potable Water	537M PFAS DOD (LOQ as
1800204-04	0.11522			1000	26-Jan-18 11:30	GRB			Potable Water	537M PFAS DOD (LOQ as
1800204-05	0.12116			1000	26-Jan-18 11:30	GRB			Potable Water	537M PFAS DOD (LOQ as
1800204-06	0.11819			1000	26-Jan-18 11:30	GRB			Potable Water	537M PFAS DOD (LOQ as
1800204-07	0.11719			1000	26-Jan-18 11:30	GRB			Potable Water	537M PFAS DOD (LOQ as
1800206-01	0.11858			1000	26-Jan-18 11:30	GRB			QC Water	537M PFAS DOD (LOQ as
1800206-02	0.1192			1000	26-Jan-18 11:30	GRB			QC Water	537M PFAS DOD (LOQ as
1800206-03	0.11978			1000	26-Jan-18 11:30	GRB			QC Water	537M PFAS DOD (LOQ as
1800206-04	0.11956			1000	26-Jan-18 11:30	GRB			QC Water	537M PFAS DOD (LOQ as
1800206-05	0.12003			1000	26-Jan-18 11:30	GRB			QC Water	537M PFAS DOD (LOQ as
1800206-06	0.11974			1000	26-Jan-18 11:30	GRB			QC Water	537M PFAS DOD (LOQ as
B8A0163-BLK1	0.25			1000	26-Jan-18 11:30	GRB				QC
B8A0163-BS1	0.25			1000	26-Jan-18 11:30	GRB	17L2103	10		QC
B8A0163-MS1	0.11727			1000	26-Jan-18 11:30	GRB	17L2103	10		QC
B8A0163-MSD1	0.11919			1000	26-Jan-18 11:30	GRB	17L2103	10		QC

JR 1.29.18

Printed: 1/29/2018 9:24:24AM

Process Sheet

Workorder: 1800153

Prep Expiration: 2018-Jan-31
Client: Tetra Tech

Workorder Due: 09-Feb-18 00:00

TAT: 21

Method: **537 PFAS DW DoD Unmodified**
Matrix: **Aqueous**

Prep Batch: B8A0146

Prep Data Entered: 1.29.18 JR
Date and Initials

Version: 14 Analyte DW (Full List)
DoD: DoD QSM 5.1

Initial Sequence: _____

LabSampID	A/B	Prep Rec	Spike Rec	ClientSampleID	Comments	Location	Container
1800153-12	A	☑	☑	FT-FB02-20180117	~~"FT FRB02-20180117"~~ MA 01/26/18	WR-2 E-6	HDPE Bottle, 250 mL

WO Comments: **Provide all analytical runs.**
MS/MSD per batch, if MS/MSD is not provided - LCS/LCSD.

Pre-Prep Check Out: MA 1/26/18
Pre-Prep Check In: NA

Prep Check Out: NA
Prep Check In: NA

Prep Reconciled Initals/Date: MA 1/26/18
Spike Reconciled Initals/Date: KC 1/26/18
VialBoxID: Archer

PREPARATION BENCH SHEET

Matrix: Aqueous

Method: 537 PFAS DW DoD Unmodified

B8A0146

Chemist: KC

Prep Date/Time: ~~24~~-Jan-18 ~~14:19~~ 26 9:30

KC 1/26/18

Prepared using: LCMS - SPE Extraction-LCMS

BalanceID: HRMS-8

Cen	VISTA Sample ID	Bottle + Sample (g)	Bottle Only (g)	Sample Amt. (L)	SS/NS CHEM/WIT DATE	SPE	IS CHEM/WIT DATE
☐	B8A0146-BLK1 (A)	NA	NA	(0.250) ✓	KC HN 1/26/18	KC HN 1/26/18	KC HN ~~1/26/18~~ KC 1/26/18
☐	B8A0146-BS1 (A)	NA	NA	(0.250) ✓			
☐	B8A0146-MS1 1800164-02	285.47	27.28	0.25819 ✓			
☐	B8A0146-MSD1 1800164-02	283.21	27.02	0.25619			
☐	1800153-12	289.70	28.34	0.26136 ✓			
☐	1800160-01	288.51	27.49	0.26102			
☐	1800160-02	290.32	27.43	0.26289			
☐	1800160-03	279.61	27.04	0.25257			
☐	1800160-04	280.92	27.86	0.25303			
☐	1800160-05	284.59	27.85	0.25674			
☐	1800162-01	282.88	27.74	0.25514			
☐	1800162-02	288.02	27.63	0.26039			
☐	1800162-03	288.67	26.93	0.26174			
☐	1800162-04	284.92	27.03	0.25789			
☐	1800162-05	286.59	27.52	0.25907			
☐	1800164-01	288.66	27.72	0.26094			

SS/IS: 17L1416, 20µL (V2)

NS: ~~17L2901~~ 17L2815, 20µL KC 1/26/18

IS/RS: 17L1417, 20µL (V2)

SPE Chem: Strata-X 33µm 500mg/6mL

Lot#: S17-062481

Ele SOLV: MeOH

Lot#: DT189

Final Volume(s) 1mL

Notes: (A) 1.25g Trizma added MA 01/26/18

Comments: Assume 1 g = 1 mL

Cen = Centrifuged

PREPARATION BENCH SHEET

Matrix: Aqueous

Method: 537 PFAS DW DoD Unmodified

B8A0146

Chemist: KC

Prep Date/Time: ~~24-Jan-18 14:19~~ 26 9:30
KC 1/26/18

Prepared using: LCMS - SPE Extraction-LCMS

BalanceID: HRMS-8

Cen	VISTA Sample ID	Bottle + Sample (g)	Bottle Only (g)	Sample Amt. (L)	SS/NS CHEM/WIT DATE	SPE	IS CHEM/WIT DATE
☐	1800164-02	280.42	27.76	0.25266	KC HN 1/26/18	KC HN 1/26/18	KC HN 1/26/18
☐	1800164-03	295.51	27.43	0.26808	↓	↓	↓
☐	1800164-04	290.70	27.59	0.26311			
☐	1800164-05	299.25	27.49	0.27176			
☐	1800164-06	287.05	27.44	0.25961			

SS/IS: 17L1416, 20µL (V2)

NS: 17L2815, 20µL

IS/RS: 17L1417, 20µL (V2)

SPE Chem: Strata-X-33µm 500mg/6mL
Lot#: S17-002481

Ele SOLV: MeOH
Lot#: DT189

Final Volume(s) 1mL

Notes:

Comments: Assume 1 g = 1 mL
Cen = Centrifuged

Batch: B8A0146

Matrix: Aqueous

LabNumber	WetWeight (Initial)	% Solids (Extraction Solids)	DryWeight	Final	Extracted	Ext By	Spike	SpikeAmount	ClientMatrix	Analysis
1800153-12	0.26136	NA	NA	1000	26-Jan-18 09:30	KC			QC Water	537 PFAS DW DoD Unmoc
1800160-01	0.26102			1000	26-Jan-18 09:30	KC			Potable Water	537 PFAS DW DoD Unmoc
1800160-02	0.26289			1000	26-Jan-18 09:30	KC			Potable Water	537 PFAS DW DoD Unmoc
1800160-03	0.25257			1000	26-Jan-18 09:30	KC			Potable Water	537 PFAS DW DoD Unmoc
1800160-04	0.25303			1000	26-Jan-18 09:30	KC			Potable Water	537 PFAS DW DoD Unmoc
1800160-05	0.25674			1000	26-Jan-18 09:30	KC			Potable Water	537 PFAS DW DoD Unmoc
1800162-01	0.25514			1000	26-Jan-18 09:30	KC			QC Water	537 PFAS DW DoD Unmoc
1800162-02	0.26039			1000	26-Jan-18 09:30	KC			QC Water	537 PFAS DW DoD Unmoc
1800162-03	0.26174			1000	26-Jan-18 09:30	KC			QC Water	537 PFAS DW DoD Unmoc
1800162-04	0.25789			1000	26-Jan-18 09:30	KC			QC Water	537 PFAS DW DoD Unmoc
1800162-05	0.25907			1000	26-Jan-18 09:30	KC			QC Water	537 PFAS DW DoD Unmoc
1800164-01	0.26094			1000	26-Jan-18 09:30	KC			Potable Water	537 PFAS DW DoD Unmoc
1800164-02	0.25266			1000	26-Jan-18 09:30	KC			Potable Water	537 PFAS DW DoD Unmoc
1800164-03	0.26808			1000	26-Jan-18 09:30	KC			Potable Water	537 PFAS DW DoD Unmoc
1800164-04	0.26311			1000	26-Jan-18 09:30	KC			Potable Water	537 PFAS DW DoD Unmoc
1800164-05	0.27176			1000	26-Jan-18 09:30	KC			Potable Water	537 PFAS DW DoD Unmoc
1800164-06	0.25961			1000	26-Jan-18 09:30	KC			Potable Water	537 PFAS DW DoD Unmoc
B8A0146-BLK1	0.25			1000	26-Jan-18 09:30	KC				QC
B8A0146-BS1	0.25			1000	26-Jan-18 09:30	KC	17L2815	20		QC
B8A0146-MS1	0.25819			1000	26-Jan-18 09:30	KC	17L2815	20		QC
B8A0146-MSD1	0.25619			1000	26-Jan-18 09:30	KC	17L2815	20		QC

JR 1.29.18

EPA 537
QC 50-150

IS Area

Ical

Compound 18: 13C2-PFOA

	ID	Name	Type	Std. Conc	RT	Area	Ical Area	Area %
1	B8A0136-BS1 LFB 0.25	180129G2_	Analyte	10	4.31	5637.246	5932.02	95.03
2	B8A0136-BLK1 LRB 0.25	180129G2_	Analyte	10	4.31	4601.84	5932.02	77.58
3	1800079-02 WS 258 0.00025	180129G2_	Analyte	10	4.31	5250.273	5932.02	88.51
4	IPA	180129G2_	Analyte	10			5932.02	0.00
5	B8A0146-BS1 LFB 0.25	180129G2_	Analyte	10	4.31	5962.248	5932.02	100.51
6	B8A0146-BLK1 LRB 0.25	180129G2_	Analyte	10	4.31	5601.567	5932.02	94.43
7	B8A0146-MS1 LFSM 0.25819	180129G2_	Analyte	10	4.31	5897.685	5932.02	99.42
8	B8A0146-MSD1 LFSMD 0.25619	180129G2_	Analyte	10	4.31	5940.897	5932.02	100.15
9	1800153-12 FT-FB02-20180117 0.26136	180129G2_	Analyte	10	4.31	5895.935	5932.02	99.39
10	1800160-01 REEPDW114 0.26102	180129G2_	Analyte	10	4.31	6473.64	5932.02	109.13
11	1800160-02 REEPDW115 0.26289	180129G2_	Analyte	10	4.31	5344.741	5932.02	90.10
12	1800160-03 REEPDW116 0.25257	180129G2_	Analyte	10	4.31	5349.341	5932.02	90.18
13	1800160-04 REEPDW117 0.25303	180129G2_	Analyte	10	4.31	5688.078	5932.02	95.89
14	1800160-05 REEPDW118 0.25674	180129G2_	Analyte	10	4.31	5652.557	5932.02	95.29
15	1800162-01 REEPDW114FRB 0.25514	180129G2_	Analyte	10	4.31	5572.971	5932.02	93.95
16	1800162-02 REEPDW115FRB 0.26039	180129G2_	Analyte	10	4.31	5569.906	5932.02	93.90
17	1800162-03 REEPDW116FRB 0.26174	180129G2_	Analyte	10	4.31	5496.573	5932.02	92.66
18	1800162-04 REEPDW117FRB 0.25789	180129G2_	Analyte	10	4.31	5568.339	5932.02	93.87
19	1800162-05 REEPDW118FRB 0.25907	180129G2_	Analyte	10	4.31	5969.96	5932.02	100.64
20	1800164-01 REEPDW119 0.26094	180129G2_	Analyte	10	4.31	5877.332	5932.02	99.08
21	1800164-02 REEPDW120 0.25266	180129G2_	Analyte	10	4.31	5295.202	5932.02	89.26
22	1800164-03 REEPDW511 0.26808	180129G2_	Analyte	10	4.31	5934.925	5932.02	100.05
23	1800164-04 REEPDW121 0.26311	180129G2_	Analyte	10	4.31	6204.599	5932.02	104.60
24	IPA	180129G2_	Analyte	10			5932.02	0.00
25	ST180129G2-10 PFC CS2 537 18A2412	180129G2_	Analyte	10	4.31	5974.595	5932.02	100.72
26	IPA	180129G2_	Analyte	10			5932.02	0.00
27	1800164-05 REEPDW122 0.27176	180129G2_	Analyte	10	4.31	5560.048	5932.02	93.73

28	1800164-06 REEPDW123 0.25961	180129G2_	Analyte	10	4.31	6877.431	5932.02	115.94
29	B8A0078-BLK1 LRB 0.25	180129G2_	Analyte	10	4.31	6159.703	5932.02	103.84
30	B8A0078-BS1 LFB 0.25	180129G2_	Analyte	10	4.31	5281.851	5932.02	89.04
31	B8A0078-BS2 LFB 0.25	180129G2_	Analyte	10	4.3	5675.715	5932.02	95.68
32	B8A0078-BS3 LFB 0.25	180129G2_	Analyte	10	4.31	5517.478	5932.02	93.01
33	B8A0078-BS4 LFB 0.25	180129G2_	Analyte	10	4.31	4805.521	5932.02	81.01
34	IPA	180129G2_	Analyte	10			5932.02	0.00
35	ST180129G2-11 PFC CS4 537 18A2414	180129G2_	Analyte	10	4.31	6016.371	5932.02	101.42

Compound 19: 13C4-PFOS

	ID	Name	Type	Std. Conc	RT	Area	Ical Area	Area %
1	B8A0136-BS1 LFB 0.25	180129G2_	Analyte	28.7	4.71	7375.078	9685.362	76.15
2	B8A0136-BLK1 LRB 0.25	180129G2_	Analyte	28.7	4.71	6192.907	9685.362	63.94
3	1800079-02 WS 258 0.00025	180129G2_	Analyte	28.7	4.71	7266.862	9685.362	75.03
4	IPA	180129G2_	Analyte	28.7			9685.362	0.00
5	B8A0146-BS1 LFB 0.25	180129G2_	Analyte	28.7	4.71	7692.375	9685.362	79.42
6	B8A0146-BLK1 LRB 0.25	180129G2_	Analyte	28.7	4.71	7167.442	9685.362	74.00
7	B8A0146-MS1 LFSM 0.25819	180129G2_	Analyte	28.7	4.71	7234.91	9685.362	74.70
8	B8A0146-MSD1 LFSMD 0.25619	180129G2_	Analyte	28.7	4.71	6661.101	9685.362	68.77
9	1800153-12 FT-FB02-20180117 0.26136	180129G2_	Analyte	28.7	4.71	6845.129	9685.362	70.67
10	1800160-01 REEPDW114 0.26102	180129G2_	Analyte	28.7	4.71	8200.221	9685.362	84.67
11	1800160-02 REEPDW115 0.26289	180129G2_	Analyte	28.7	4.71	7359.129	9685.362	75.98
12	1800160-03 REEPDW116 0.25257	180129G2_	Analyte	28.7	4.71	6542.086	9685.362	67.55
13	1800160-04 REEPDW117 0.25303	180129G2_	Analyte	28.7	4.71	7762.644	9685.362	80.15
14	1800160-05 REEPDW118 0.25674	180129G2_	Analyte	28.7	4.71	7214.938	9685.362	74.49
15	1800162-01 REEPDW114FRB 0.25514	180129G2_	Analyte	28.7	4.71	7167.101	9685.362	74.00
16	1800162-02 REEPDW115FRB 0.26039	180129G2_	Analyte	28.7	4.71	7355.103	9685.362	75.94
17	1800162-03 REEPDW116FRB 0.26174	180129G2_	Analyte	28.7	4.71	7160.124	9685.362	73.93
18	1800162-04 REEPDW117FRB 0.25789	180129G2_	Analyte	28.7	4.71	6343.758	9685.362	65.50
19	1800162-05 REEPDW118FRB 0.25907	180129G2_	Analyte	28.7	4.71	7073.135	9685.362	73.03
20	1800164-01 REEPDW119 0.26094	180129G2_	Analyte	28.7	4.71	6555.448	9685.362	67.68
21	1800164-02 REEPDW120 0.25266	180129G2_	Analyte	28.7	4.71	7254.044	9685.362	74.90

22	1800164-03 REEPDW511 0.26808	180129G2_	Analyte	28.7	4.71	6660.905	9685.362	68.77
23	1800164-04 REEPDW121 0.26311	180129G2_	Analyte	28.7	4.71	6879.907	9685.362	71.03
24	IPA	180129G2_	Analyte	28.7			9685.362	0.00
25	ST180129G2-10 PFC CS2 537 18A2412	180129G2_	Analyte	28.7	4.71	7420.949	9685.362	76.62
26	IPA	180129G2_	Analyte	28.7			9685.362	0.00
27	1800164-05 REEPDW122 0.27176	180129G2_	Analyte	28.7	4.71	7493.987	9685.362	77.37
28	1800164-06 REEPDW123 0.25961	180129G2_	Analyte	28.7	4.71	7652.197	9685.362	79.01
29	B8A0078-BLK1 LRB 0.25	180129G2_	Analyte	28.7	4.71	7115.15	9685.362	73.46
30	B8A0078-BS1 LFB 0.25	180129G2_	Analyte	28.7	4.71	6777.94	9685.362	69.98
31	B8A0078-BS2 LFB 0.25	180129G2_	Analyte	28.7	4.71	6474.591	9685.362	66.85
32	B8A0078-BS3 LFB 0.25	180129G2_	Analyte	28.7	4.71	6975.346	9685.362	72.02
33	B8A0078-BS4 LFB 0.25	180129G2_	Analyte	28.7	4.71	6447.471	9685.362	66.57
34	IPA	180129G2_	Analyte	28.7	4.71	5.843	9685.362	0.06
35	ST180129G2-11 PFC CS4 537 18A2414	180129G2_	Analyte	28.7	4.71	6464.711	9685.362	66.75

Compound 20: d3-N-MeFOSAA

	ID	Name	Type	Std. Conc	RT	Area	Ical Area	Area %
1	B8A0136-BS1 LFB 0.25	180129G2_	Analyte	40	5.07	5843.167	7285.195	80.21
2	B8A0136-BLK1 LRB 0.25	180129G2_	Analyte	40	5.07	5870.653	7285.195	80.58
3	1800079-02 WS 258 0.00025	180129G2_	Analyte	40	5.07	5884.422	7285.195	80.77
4	IPA	180129G2_	Analyte	40			7285.195	0.00
5	B8A0146-BS1 LFB 0.25	180129G2_	Analyte	40	5.07	6096.348	7285.195	83.68
6	B8A0146-BLK1 LRB 0.25	180129G2_	Analyte	40	5.07	6622.168	7285.195	90.90
7	B8A0146-MS1 LFSM 0.25819	180129G2_	Analyte	40	5.07	5778.452	7285.195	79.32
8	B8A0146-MSD1 LFSMD 0.25619	180129G2_	Analyte	40	5.07	5639.449	7285.195	77.41
9	1800153-12 FT-FB02-20180117 0.26136	180129G2_	Analyte	40	5.07	6654.264	7285.195	91.34
10	1800160-01 REEPDW114 0.26102	180129G2_	Analyte	40	5.07	6432.663	7285.195	88.30
11	1800160-02 REEPDW115 0.26289	180129G2_	Analyte	40	5.07	6612.308	7285.195	90.76
12	1800160-03 REEPDW116 0.25257	180129G2_	Analyte	40	5.07	5658.82	7285.195	77.68
13	1800160-04 REEPDW117 0.25303	180129G2_	Analyte	40	5.07	5416.822	7285.195	74.35
14	1800160-05 REEPDW118 0.25674	180129G2_	Analyte	40	5.07	6051.302	7285.195	83.06
15	1800162-01 REEPDW114FRB 0.25514	180129G2_	Analyte	40	5.07	5874.809	7285.195	80.64

16	1800162-02 REEPDW115FRB 0.26039	180129G2_	Analyte	40	5.07	5395.047	7285.195	74.05
17	1800162-03 REEPDW116FRB 0.26174	180129G2_	Analyte	40	5.07	5277.456	7285.195	72.44
18	1800162-04 REEPDW117FRB 0.25789	180129G2_	Analyte	40	5.07	4968.717	7285.195	68.20
19	1800162-05 REEPDW118FRB 0.25907	180129G2_	Analyte	40	5.07	5660.813	7285.195	77.70
20	1800164-01 REEPDW119 0.26094	180129G2_	Analyte	40	5.07	5489.531	7285.195	75.35
21	1800164-02 REEPDW120 0.25266	180129G2_	Analyte	40	5.07	6188.493	7285.195	84.95
22	1800164-03 REEPDW511 0.26808	180129G2_	Analyte	40	5.07	5537.294	7285.195	76.01
23	1800164-04 REEPDW121 0.26311	180129G2_	Analyte	40	5.07	5604.485	7285.195	76.93
24	IPA	180129G2_	Analyte	40			7285.195	0.00
25	ST180129G2-10 PFC CS2 537 18A2412	180129G2_	Analyte	40	5.07	6033.682	7285.195	82.82
26	IPA	180129G2_	Analyte	40			7285.195	0.00
27	1800164-05 REEPDW122 0.27176	180129G2_	Analyte	40	5.08	5247.145	7285.195	72.02
28	1800164-06 REEPDW123 0.25961	180129G2_	Analyte	40	5.07	5334.75	7285.195	73.23
29	B8A0078-BLK1 LRB 0.25	180129G2_	Analyte	40	5.08	5480.695	7285.195	75.23
30	B8A0078-BS1 LFB 0.25	180129G2_	Analyte	40	5.07	5139.854	7285.195	70.55
31	B8A0078-BS2 LFB 0.25	180129G2_	Analyte	40	5.07	4756.371	7285.195	65.29
32	B8A0078-BS3 LFB 0.25	180129G2_	Analyte	40	5.07	4294.56	7285.195	58.95
33	B8A0078-BS4 LFB 0.25	180129G2_	Analyte	40	5.07	4476.226	7285.195	61.44
34	IPA	180129G2_	Analyte	40			7285.195	0.00
35	ST180129G2-11 PFC CS4 537 18A2414	180129G2_	Analyte	40	5.07	5286.865	7285.195	72.57

Ccal

Compound 18: 13C2-PFOA

	ID	Name	Type	Std. Conc	RT	Area	Ccal Area	Area %
25	ST180129G2-10 PFC CS2 537 18A2412	180129G2_	Analyte	10	4.31	5974.595	5974.595	100.00
26	IPA	180129G2_	Analyte	10			5974.595	0.00
27	1800164-05 REEPDW122 0.27176	180129G2_	Analyte	10	4.31	5560.048	5974.595	93.06
28	1800164-06 REEPDW123 0.25961	180129G2_	Analyte	10	4.31	6877.431	5974.595	115.11
29	B8A0078-BLK1 LRB 0.25	180129G2_	Analyte	10	4.31	6159.703	5974.595	103.10
30	B8A0078-BS1 LFB 0.25	180129G2_	Analyte	10	4.31	5281.851	5974.595	88.41
31	B8A0078-BS2 LFB 0.25	180129G2_	Analyte	10	4.3	5675.715	5974.595	95.00
32	B8A0078-BS3 LFB 0.25	180129G2_	Analyte	10	4.31	5517.478	5974.595	92.35

33	B8A0078-BS4 LFB 0.25	180129G2_	Analyte	10	4.31	4805.521	5974.595	80.43
34	IPA	180129G2_	Analyte	10			5974.595	0.00
35	ST180129G2-11 PFC CS4 537 18A2414	180129G2_	Analyte	10	4.31	6016.371	5974.595	100.70

Compound 19: 13C4-PFOS

	ID	Name	Type	Std. Conc	RT	Area	Ccal Area	Area %
25	ST180129G2-10 PFC CS2 537 18A2412	180129G2_	Analyte	28.7	4.71	7420.949	7420.949	100.00
26	IPA	180129G2_	Analyte	28.7			7420.949	0.00
27	1800164-05 REEPDW122 0.27176	180129G2_	Analyte	28.7	4.71	7493.987	7420.949	100.98
28	1800164-06 REEPDW123 0.25961	180129G2_	Analyte	28.7	4.71	7652.197	7420.949	103.12
29	B8A0078-BLK1 LRB 0.25	180129G2_	Analyte	28.7	4.71	7115.15	7420.949	95.88
30	B8A0078-BS1 LFB 0.25	180129G2_	Analyte	28.7	4.71	6777.94	7420.949	91.34
31	B8A0078-BS2 LFB 0.25	180129G2_	Analyte	28.7	4.71	6474.591	7420.949	87.25
32	B8A0078-BS3 LFB 0.25	180129G2_	Analyte	28.7	4.71	6975.346	7420.949	94.00
33	B8A0078-BS4 LFB 0.25	180129G2_	Analyte	28.7	4.71	6447.471	7420.949	86.88
34	IPA	180129G2_	Analyte	28.7	4.71	5.843	7420.949	0.08
35	ST180129G2-11 PFC CS4 537 18A2414	180129G2_	Analyte	28.7	4.71	6464.711	7420.949	87.11

Compound 20: d3-N-MeFOSAA

	ID	Name	Type	Std. Conc	RT	Area	Ccal Area	Area %
25	ST180129G2-10 PFC CS2 537 18A2412	180129G2_	Analyte	40	5.07	6033.682	6033.682	100.00
26	IPA	180129G2_	Analyte	40			6033.682	0.00
27	1800164-05 REEPDW122 0.27176	180129G2_	Analyte	40	5.08	5247.145	6033.682	86.96
28	1800164-06 REEPDW123 0.25961	180129G2_	Analyte	40	5.07	5334.75	6033.682	88.42
29	B8A0078-BLK1 LRB 0.25	180129G2_	Analyte	40	5.08	5480.695	6033.682	90.83
30	B8A0078-BS1 LFB 0.25	180129G2_	Analyte	40	5.07	5139.854	6033.682	85.19
31	B8A0078-BS2 LFB 0.25	180129G2_	Analyte	40	5.07	4756.371	6033.682	78.83
32	B8A0078-BS3 LFB 0.25	180129G2_	Analyte	40	5.07	4294.56	6033.682	71.18
33	B8A0078-BS4 LFB 0.25	180129G2_	Analyte	40	5.07	4476.226	6033.682	74.19
34	IPA	180129G2_	Analyte	40			6033.682	0.00

Vista Analytical Laboratory

Dataset: Untitled

Last Altered: Tuesday, January 30, 2018 13:05:28 Pacific Standard Time
Printed: Tuesday, January 30, 2018 13:05:52 Pacific Standard Time

Method: U:\Q1.pro\MethDB\PFAS_DW_L14_1214total.mdb 26 Jan 2018 11:13:56
Calibration: U:\Q1.PRO\CurveDB\C18_537_Q1_01-29-18_L14.cdb 30 Jan 2018 09:36:46

Compound name: PFBS

	Name	ID	Acq.Date	Acq.Time
1	180129G2_1	IPA	29-Jan-18	15:53:04
2	180129G2_2	ST180129G2-1 PFC CS-3 537 18A2408	29-Jan-18	16:05:26
3	180129G2_3	ST180129G2-2 PFC CS-2 537 18A2409	29-Jan-18	16:17:48
4	180129G2_4	ST180129G2-3 PFC CS-1 537 18A2512	29-Jan-18	16:30:12
5	180129G2_5	ST180129G2-4 PFC CS0 537 18A2410	29-Jan-18	16:42:37
6	180129G2_6	ST180129G2-5 PFC CS1 537 18A2411	29-Jan-18	16:55:04
7	180129G2_7	ST180129G2-6 PFC CS2 537 18A2412	29-Jan-18	17:07:28
8	180129G2_8	ST180129G2-7 PFC CS3 537 18A2413	29-Jan-18	17:19:53
9	180129G2_9	ST180129G2-8 PFC CS4 537 18A2414	29-Jan-18	17:32:19
10	180129G2_10	ST180129G2-9 PFC CS5 537 18A2415	29-Jan-18	17:44:44
11	180129G2_11	IPA	29-Jan-18	17:57:05
12	180129G2_12	ICV180129G2-1 PFC ICV 537 18A2416	29-Jan-18	18:09:32
13	180129G2_13	IPA	29-Jan-18	18:21:54
14	180129G2_14	B8A0136-BS1 LFB 0.25	29-Jan-18	18:34:22
15	180129G2_15	B8A0136-BLK1 LRB 0.25	29-Jan-18	18:46:43
16	180129G2_16	1800079-02 WS 258 0.00025	29-Jan-18	18:59:09
17	180129G2_17	IPA	29-Jan-18	19:11:34
18	180129G2_18	B8A0146-BS1 LFB 0.25	29-Jan-18	19:24:00
19	180129G2_19	B8A0146-BLK1 LRB 0.25	29-Jan-18	19:36:24
20	180129G2_20	B8A0146-MS1 LFSM 0.25819	29-Jan-18	19:48:49
21	180129G2_21	B8A0146-MSD1 LFSMD 0.25619	29-Jan-18	20:01:14
22	180129G2_22	1800153-12 FT-FB02-20180117 0.26136	29-Jan-18	20:13:35
23	180129G2_23	1800160-01 REEPDW114 0.26102	29-Jan-18	20:26:00
24	180129G2_24	1800160-02 REEPDW115 0.26289	29-Jan-18	20:38:17
25	180129G2_25	1800160-03 REEPDW116 0.25257	29-Jan-18	20:50:42
26	180129G2_26	1800160-04 REEPDW117 0.25303	29-Jan-18	21:03:07
27	180129G2_27	1800160-05 REEPDW118 0.25674	29-Jan-18	21:15:33
28	180129G2_28	1800162-01 REEPDW114FRB 0.25514	29-Jan-18	21:27:57
29	180129G2_29	1800162-02 REEPDW115FRB 0.26039	29-Jan-18	21:40:23
30	180129G2_30	1800162-03 REEPDW116FRB 0.26174	29-Jan-18	21:52:43
31	180129G2_31	1800162-04 REEPDW117FRB 0.25789	29-Jan-18	22:05:08

Dataset: Untitled

Last Altered: Tuesday, January 30, 2018 13:05:28 Pacific Standard Time
Printed: Tuesday, January 30, 2018 13:05:52 Pacific Standard Time

Compound name: PFBS

	Name	ID	Acq.Date	Acq.Time
32	180129G2_32	1800162-05 REEPDW118FRB 0.25907	29-Jan-18	22:17:26
33	180129G2_33	1800164-01 REEPDW119 0.26094	29-Jan-18	22:29:51
34	180129G2_34	1800164-02 REEPDW120 0.25266	29-Jan-18	22:42:16
35	180129G2_35	1800164-03 REEPDW511 0.26808	29-Jan-18	22:54:41
36	180129G2_36	1800164-04 REEPDW121 0.26311	29-Jan-18	23:07:06
37	180129G2_37	IPA	29-Jan-18	23:19:32
38	180129G2_38	ST180129G2-10 PFC CS2 537 18A2412	29-Jan-18	23:31:56
39	180129G2_39	IPA	29-Jan-18	23:44:20
40	180129G2_40	1800164-05 REEPDW122 0.27176	29-Jan-18	23:56:46
41	180129G2_41	1800164-06 REEPDW123 0.25961	30-Jan-18	00:09:07
42	180129G2_42	B8A0078-BLK1 LRB 0.25	30-Jan-18	00:21:24
43	180129G2_43	B8A0078-BS1 LFB 0.25	30-Jan-18	00:33:49
44	180129G2_44	B8A0078-BS2 LFB 0.25	30-Jan-18	00:46:14
45	180129G2_45	B8A0078-BS3 LFB 0.25	30-Jan-18	00:58:39
46	180129G2_46	B8A0078-BS4 LFB 0.25	30-Jan-18	01:11:04
47	180129G2_47	IPA	30-Jan-18	01:23:29
48	180129G2_48	ST180129G2-11 PFC CS4 537 18A2414	30-Jan-18	01:35:55
49	180129G2_49	IPA	30-Jan-18	01:48:19

Vista Analytical Laboratory

Dataset: U:\Q1.PRO\Results\2018\180129G2\180129G2-CRV.qld

Last Altered: Tuesday, January 30, 2018 09:36:46 Pacific Standard Time
Printed: Tuesday, January 30, 2018 09:38:08 Pacific Standard Time

Method: U:\Q1.PRO\MethDB\PFAS_DW_L14_1214total.mdb 26 Jan 2018 11:13:56
Calibration: U:\Q1.PRO\CurveDB\C18_537_Q1_01-29-18_L14.cdb 30 Jan 2018 09:36:46

1/30/18
01/30/2018

Compound name: PFBS
Coefficient of Determination: R^2 = 0.999763
Calibration curve: 0.00179076 * x^2 + 0.507518 * x
Response type: Internal Std (Ref 19), Area * (IS Conc. / IS Area)
Curve type: 2nd Order, Origin: Force, Weighting: 1/x, Axis trans: None

	#	Name	Type	Std. Conc	RT	Area	IS Area	Response	Conc.	%Dev	Conc. Flag	CoD	CoD Flag	x=excluded
1	1	180129G2_2	Standard	0.443	3.01	61.310	9447.593	0.186	0.4	-17.2	NO	1.000	NO	bb
2	2	180129G2_3	Standard	0.885	3.01	132.874	9546.359	0.399	0.8	-11.3	NO	1.000	NO	bb
3	3	180129G2_4	Standard	1.770	3.01	318.481	10139.941	0.901	1.8	-0.3	NO	1.000	NO	bb
4	4	180129G2_5	Standard	4.420	3.00	800.577	10283.792	2.234	4.3	-1.9	NO	1.000	NO	bb
5	5	180129G2_6	Standard	8.850	3.00	1618.146	9950.917	4.667	8.9	0.7	NO	1.000	NO	bb
6	6	180129G2_7	Standard	22.100	3.00	4325.408	10305.135	12.046	22.0	-0.3	NO	1.000	NO	bd
7	7	180129G2_8	Standard	44.200	3.00	8132.929	8866.648	26.325	44.8	1.3	NO	1.000	NO	bb
8	8	180129G2_9	Standard	66.300	3.00	12859.554	8942.514	41.271	66.0	-0.5	NO	1.000	NO	bb
9	9	180129G2_10	Standard	88.400	2.99	16143.288	7936.719	58.376	87.8	-0.7	NO	1.000	NO	bbX

Compound name: PFHxA
Coefficient of Determination: R^2 = 0.991851
Calibration curve: 0.26171 * x
Response type: Internal Std (Ref 18), Area * (IS Conc. / IS Area)
Curve type: Linear, Origin: Force, Weighting: 1/x, Axis trans: None

	#	Name	Type	Std. Conc	RT	Area	IS Area	Response	Conc.	%Dev	Conc. Flag	CoD	CoD Flag	x=excluded
1	1	180129G2_2	Standard	0.500	3.39	106.289	5522.715	0.192	0.7	47.1	NO	0.992	NO	bb
2	2	180129G2_3	Standard	1.000	3.39	155.903	6520.432	0.239	0.9	-8.6	NO	0.992	NO	MM
3	3	180129G2_4	Standard	2.000	3.39	306.008	5931.468	0.516	2.0	-1.4	NO	0.992	NO	bb
4	4	180129G2_5	Standard	5.000	3.38	578.333	5914.489	0.978	3.7	-25.3	NO	0.992	NO	bb
5	5	180129G2_6	Standard	10.000	3.37	1768.621	5909.164	2.993	11.4	14.4	NO	0.992	NO	bb
6	6	180129G2_7	Standard	25.000	3.37	3663.153	6121.542	5.984	22.9	-8.5	NO	0.992	NO	bb
7	7	180129G2_8	Standard	50.000	3.37	7240.308	5672.433	12.764	48.8	-2.5	NO	0.992	NO	bb
8	8	180129G2_9	Standard	75.000	3.37	11608.540	6391.907	18.161	69.4	-7.5	NO	0.992	NO	bb
9	9	180129G2_10	Standard	100.000	3.37	15369.794	5404.034	28.441	108.7	8.7	NO	0.992	NO	bb

Dataset: U:\Q1.PRO\Results\2018\180129G2\180129G2-CRV.qld

Last Altered: Tuesday, January 30, 2018 09:36:46 Pacific Standard Time
Printed: Tuesday, January 30, 2018 09:38:08 Pacific Standard Time

Compound name: PFHpA
Coefficient of Determination: R^2 = 0.992798
Calibration curve: 0.768523 * x
Response type: Internal Std (Ref 18), Area * (IS Conc. / IS Area)
Curve type: Linear, Origin: Force, Weighting: 1/x, Axis trans: None

	#	Name	Type	Std. Conc	RT	Area	IS Area	Response	Conc.	%Dev	Conc. Flag	CoD	CoD Flag	x=excluded
1	1	180129G2_2	Standard	0.500	3.91	215.487	5522.715	0.390	0.5	1.5	NO	0.993	NO	MM
2	2	180129G2_3	Standard	1.000	3.91	458.088	6520.432	0.703	0.9	-8.6	NO	0.993	NO	bb
3	3	180129G2_4	Standard	2.000	3.91	1014.450	5931.468	1.710	2.2	11.3	NO	0.993	NO	bb
4	4	180129G2_5	Standard	5.000	3.90	2326.326	5914.489	3.933	5.1	2.4	NO	0.993	NO	bb
5	5	180129G2_6	Standard	10.000	3.90	4770.065	5909.164	8.072	10.5	5.0	NO	0.993	NO	bb
6	6	180129G2_7	Standard	25.000	3.90	11224.939	6121.542	18.337	23.9	-4.6	NO	0.993	NO	bb
7	7	180129G2_8	Standard	50.000	3.89	22752.074	5672.433	40.110	52.2	4.4	NO	0.993	NO	bb
8	8	180129G2_9	Standard	75.000	3.90	32434.709	6391.907	50.743	66.0	-12.0	NO	0.993	NO	bb
9	9	180129G2_10	Standard	100.000	3.89	44502.039	5404.034	82.350	107.2	7.2	NO	0.993	NO	bb

Compound name: PFHxS
Coefficient of Determination: R^2 = 0.999331
Calibration curve: 0.00214276 * x^2 + 0.680625 * x
Response type: Internal Std (Ref 19), Area * (IS Conc. / IS Area)
Curve type: 2nd Order, Origin: Force, Weighting: 1/x, Axis trans: None

	#	Name	Type	Std. Conc	RT	Area	IS Area	Response	Conc.	%Dev	Conc. Flag	CoD	CoD Flag	x=excluded
1	1	180129G2_2	Standard	0.455	4.03	90.344	9447.593	0.274	0.4	-11.5	NO	0.999	NO	MM
2	2	180129G2_3	Standard	0.910	4.03	215.433	9546.359	0.648	0.9	4.3	NO	0.999	NO	MM
3	3	180129G2_4	Standard	1.820	4.03	422.104	10139.941	1.195	1.7	-4.1	NO	0.999	NO	MM
4	4	180129G2_5	Standard	4.560	4.02	1141.091	10283.792	3.185	4.6	1.1	NO	0.999	NO	MM
5	5	180129G2_6	Standard	9.120	4.02	2257.545	9950.917	6.511	9.3	1.9	NO	0.999	NO	MM
6	6	180129G2_7	Standard	22.800	4.02	5727.998	10305.135	15.953	21.9	-3.8	NO	0.999	NO	MM
7	7	180129G2_8	Standard	45.600	4.02	11307.294	8866.648	36.600	46.9	2.8	NO	0.999	NO	MM
8	8	180129G2_9	Standard	68.400	4.02	17464.330	8942.514	56.050	67.9	-0.8	NO	0.999	NO	MM
9	9	180129G2_10	Standard	91.200	4.02	22784.658	7936.719	82.392	93.5	2.5	NO	0.999	NO	MMX

Dataset: U:\Q1.PRO\Results\2018\180129G2\180129G2-CRV.qld

Last Altered: Tuesday, January 30, 2018 09:36:46 Pacific Standard Time
Printed: Tuesday, January 30, 2018 09:38:08 Pacific Standard Time

Compound name: PFOA
Coefficient of Determination: R^2 = 0.998660
Calibration curve: 0.88015 * **x**
Response type: Internal Std (Ref 18), Area * (IS Conc. / IS Area)
Curve type: Linear, Origin: Force, Weighting: 1/x, Axis trans: None

	#	Name	Type	Std. Conc	RT	Area	IS Area	Response	Conc.	%Dev	Conc. Flag	CoD	CoD Flag	x=excluded
1	1	180129G2_2	Standard	0.500	4.32	279.440	5522.715	0.506	0.6	15.0	NO	0.999	NO	bb
2	2	180129G2_3	Standard	1.000	4.32	571.905	6520.432	0.877	1.0	-0.3	NO	0.999	NO	bb
3	3	180129G2_4	Standard	2.000	4.32	978.269	5931.468	1.649	1.9	-6.3	NO	0.999	NO	bb
4	4	180129G2_5	Standard	5.000	4.31	2595.393	5914.489	4.388	5.0	-0.3	NO	0.999	NO	bb
5	5	180129G2_6	Standard	10.000	4.31	5360.475	5909.164	9.071	10.3	3.1	NO	0.999	NO	bb
6	6	180129G2_7	Standard	25.000	4.31	12506.365	6121.542	20.430	23.2	-7.2	NO	0.999	NO	bd
7	7	180129G2_8	Standard	50.000	4.31	25448.545	5672.433	44.864	51.0	1.9	NO	0.999	NO	bd
8	8	180129G2_9	Standard	75.000	4.31	40884.750	6391.907	63.963	72.7	-3.1	NO	0.999	NO	bb
9	9	180129G2_10	Standard	100.000	4.31	48945.082	5404.034	90.571	102.9	2.9	NO	0.999	NO	bb

Compound name: PFNA
Coefficient of Determination: R^2 = 0.994624
Calibration curve: 1.12974 * x
Response type: Internal Std (Ref 18), Area * (IS Conc. / IS Area)
Curve type: Linear, Origin: Force, Weighting: 1/x, Axis trans: None

	#	Name	Type	Std. Conc	RT	Area	IS Area	Response	Conc.	%Dev	Conc. Flag	CoD	CoD Flag	x=excluded
1	1	180129G2_2	Standard	0.500	4.66	306.749	5522.715	0.555	0.5	-1.7	NO	0.995	NO	MM
2	2	180129G2_3	Standard	1.000	4.66	618.521	6520.432	0.949	0.8	-16.0	NO	0.995	NO	bb
3	3	180129G2_4	Standard	2.000	4.65	1402.291	5931.468	2.364	2.1	4.6	NO	0.995	NO	bb
4	4	180129G2_5	Standard	5.000	4.65	3519.690	5914.489	5.951	5.3	5.4	NO	0.995	NO	bb
5	5	180129G2_6	Standard	10.000	4.65	6586.807	5909.164	11.147	9.9	-1.3	NO	0.995	NO	bb
6	6	180129G2_7	Standard	25.000	4.65	17691.918	6121.542	28.901	25.6	2.3	NO	0.995	NO	bb
7	7	180129G2_8	Standard	50.000	4.65	33404.949	5672.433	58.890	52.1	4.3	NO	0.995	NO	bb
8	8	180129G2_9	Standard	75.000	4.65	48240.871	6391.907	75.472	66.8	-10.9	NO	0.995	NO	bb
9	9	180129G2_10	Standard	100.000	4.65	64366.145	5404.034	119.108	105.4	5.4	NO	0.995	NO	bb

Dataset: U:\Q1.PRO\Results\2018\180129G2\180129G2-CRV.qld

Last Altered: Tuesday, January 30, 2018 09:36:46 Pacific Standard Time
Printed: Tuesday, January 30, 2018 09:38:08 Pacific Standard Time

Compound name: PFOS
Coefficient of Determination: R^2 = 0.994873
Calibration curve: 0.00151377 * x^2 + 0.997045 * x
Response type: Internal Std (Ref 19), Area * (IS Conc. / IS Area)
Curve type: 2nd Order, Origin: Force, Weighting: 1/x, Axis trans: None

	#	Name	Type	Std. Conc	RT	Area	IS Area	Response	Conc.	%Dev	Conc. Flag	CoD	CoD Flag	x=excluded
1	1	180129G2_2	Standard	0.464	4.72	123.171	9447.593	0.374	0.4	-19.2	NO	0.995	NO	MM
2	2	180129G2_3	Standard	0.925	4.71	269.983	9546.359	0.812	0.8	-12.1	NO	0.995	NO	MM
3	3	180129G2_4	Standard	1.850	4.72	542.310	10139.941	1.535	1.5	-17.0	NO	0.995	NO	MM
4	4	180129G2_5	Standard	4.625	4.71	1483.636	10283.792	4.141	4.1	-10.8	NO	0.995	NO	MM
5	5	180129G2_6	Standard	9.250	4.71	3099.421	9950.917	8.939	8.8	-4.4	NO	0.995	NO	MM
6	6	180129G2_7	Standard	23.100	4.71	8377.084	10305.135	23.330	22.6	-2.1	NO	0.995	NO	MM
7	7	180129G2_8	Standard	46.200	4.71	16778.662	8866.648	54.310	50.6	9.5	NO	0.995	NO	MM
8	8	180129G2_9	Standard	69.300	4.71	22836.223	8942.514	73.290	66.7	-3.7	NO	0.995	NO	MM
9	9	180129G2_10	Standard	92.400	4.71	30207.500	7936.719	109.233	95.7	3.5	NO	0.995	NO	MMX

Compound name: PFDA
Coefficient of Determination: R^2 = 0.995611
Calibration curve: -0.00103176 * x^2 + 1.11093 * x
Response type: Internal Std (Ref 18), Area * (IS Conc. / IS Area)
Curve type: 2nd Order, Origin: Force, Weighting: 1/x, Axis trans: None

	#	Name	Type	Std. Conc	RT	Area	IS Area	Response	Conc.	%Dev	Conc. Flag	CoD	CoD Flag	x=excluded
1	1	180129G2_2	Standard	0.500	4.96	326.591	5522.715	0.591	0.5	6.5	NO	0.996	NO	bb
2	2	180129G2_3	Standard	1.000	4.95	709.755	6520.432	1.089	1.0	-1.9	NO	0.996	NO	bd
3	3	180129G2_4	Standard	2.000	4.95	1322.618	5931.468	2.230	2.0	0.5	NO	0.996	NO	bb
4	4	180129G2_5	Standard	5.000	4.95	3447.047	5914.489	5.828	5.3	5.4	NO	0.996	NO	bb
5	5	180129G2_6	Standard	10.000	4.95	6744.058	5909.164	11.413	10.4	3.7	NO	0.996	NO	bb
6	6	180129G2_7	Standard	25.000	4.94	16685.211	6121.542	27.257	25.1	0.5	NO	0.996	NO	bb
7	7	180129G2_8	Standard	50.000	4.95	31376.877	5672.433	55.315	52.3	4.7	NO	0.996	NO	bb
8	8	180129G2_9	Standard	75.000	4.95	44570.047	6391.907	69.729	66.9	-10.8	NO	0.996	NO	bb
9	9	180129G2_10	Standard	100.000	4.95	56933.922	5404.034	105.354	105.1	5.1	NO	0.996	NO	bb

Dataset: U:\Q1.PRO\Results\2018\180129G2\180129G2-CRV.qld

Last Altered: Tuesday, January 30, 2018 09:36:46 Pacific Standard Time
Printed: Tuesday, January 30, 2018 09:38:08 Pacific Standard Time

Compound name: N-MeFOSAA
Coefficient of Determination: R^2 = 0.996526
Calibration curve: 0.000776595 * x^2 + 2.0052 * x
Response type: Internal Std (Ref 20), Area * (IS Conc. / IS Area)
Curve type: 2nd Order, Origin: Force, Weighting: 1/x, Axis trans: None

	#	Name	Type	Std. Conc	RT	Area	IS Area	Response	Conc.	%Dev	Conc. Flag	CoD	CoD Flag	x=excluded
1	1	180129G2_2	Standard	0.500	5.09	164.558	6524.256	1.009	0.5	0.6	NO	0.997	NO	bbX
2	2	180129G2_3	Standard	1.000	5.08	296.050	7226.405	1.639	0.8	-18.3	NO	0.997	NO	bb
3	3	180129G2_4	Standard	2.000	5.08	553.437	7601.546	2.912	1.5	-27.4	NO	0.997	NO	bb
4	4	180129G2_5	Standard	5.000	5.08	1886.553	7811.045	9.661	4.8	-3.8	NO	0.997	NO	bd
5	5	180129G2_6	Standard	10.000	5.07	3777.909	8006.441	18.874	9.4	-6.2	NO	0.997	NO	bb
6	6	180129G2_7	Standard	25.000	5.08	9523.450	6813.125	55.912	27.6	10.4	NO	0.997	NO	bb
7	7	180129G2_8	Standard	50.000	5.07	17335.066	6916.692	100.251	49.1	-1.9	NO	0.997	NO	bb
8	8	180129G2_9	Standard	75.000	5.08	25577.445	6621.112	154.521	74.9	-0.1	NO	0.997	NO	bd
9	9	180129G2_10	Standard	100.000	5.08	32701.105	6298.234	207.684	99.7	-0.3	NO	0.997	NO	bdX

Compound name: N-EtFOSAA
Coefficient of Determination: R^2 = 0.993975
Calibration curve: 1.3819 * x
Response type: Internal Std (Ref 20), Area * (IS Conc. / IS Area)
Curve type: Linear, Origin: Force, Weighting: 1/x, Axis trans: None

	#	Name	Type	Std. Conc	RT	Area	IS Area	Response	Conc.	%Dev	Conc. Flag	CoD	CoD Flag	x=excluded
1	1	180129G2_2	Standard	0.500	5.21	71.572	6524.256	0.439	0.3	-36.5	NO	0.994	NO	bbX
2	2	180129G2_3	Standard	1.000	5.21	261.003	7226.405	1.445	1.0	4.5	NO	0.994	NO	bb
3	3	180129G2_4	Standard	2.000	5.21	428.581	7601.546	2.255	1.6	-18.4	NO	0.994	NO	bb
4	4	180129G2_5	Standard	5.000	5.20	1372.248	7811.045	7.027	5.1	1.7	NO	0.994	NO	bb
5	5	180129G2_6	Standard	10.000	5.20	2742.503	8006.441	13.701	9.9	-0.9	NO	0.994	NO	bb
6	6	180129G2_7	Standard	25.000	5.21	6694.304	6813.125	39.302	28.4	13.8	NO	0.994	NO	bd
7	7	180129G2_8	Standard	50.000	5.21	11009.510	6916.692	63.669	46.1	-7.9	NO	0.994	NO	bb
8	8	180129G2_9	Standard	75.000	5.20	17340.469	6621.112	104.759	75.8	1.1	NO	0.994	NO	bb
9	9	180129G2_10	Standard	100.000	5.20	22214.783	6298.234	141.086	102.1	2.1	NO	0.994	NO	bbX

Dataset: U:\Q1.PRO\Results\2018\180129G2\180129G2-CRV.qld

Last Altered: Tuesday, January 30, 2018 09:36:46 Pacific Standard Time
Printed: Tuesday, January 30, 2018 09:38:08 Pacific Standard Time

Compound name: PFDoA
Coefficient of Determination: R^2 = 0.997207
Calibration curve: 0.000150296 * x^2 + 0.153745 * x
Response type: Internal Std (Ref 18), Area * (IS Conc. / IS Area)
Curve type: 2nd Order, Origin: Force, Weighting: 1/x, Axis trans: None

	#	Name	Type	Std. Conc	RT	Area	IS Area	Response	Conc.	%Dev	Conc. Flag	CoD	CoD Flag	x=excluded
1	1	180129G2_2	Standard	0.500	5.43	46.190	5522.715	0.084	0.5	8.7	NO	0.997	NO	MM
2	2	180129G2_3	Standard	1.000	5.43	72.222	6520.432	0.111	0.7	-28.0	NO	0.997	NO	bb
3	3	180129G2_4	Standard	2.000	5.43	160.377	5931.468	0.270	1.8	-12.2	NO	0.997	NO	bb
4	4	180129G2_5	Standard	5.000	5.42	449.339	5914.489	0.760	4.9	-1.6	NO	0.997	NO	bb
5	5	180129G2_6	Standard	10.000	5.42	1003.145	5909.164	1.698	10.9	9.3	NO	0.997	NO	bb
6	6	180129G2_7	Standard	25.000	5.43	2454.970	6121.542	4.010	25.5	1.8	NO	0.997	NO	bb
7	7	180129G2_8	Standard	50.000	5.43	4708.325	5672.433	8.300	51.4	2.8	NO	0.997	NO	bb
8	8	180129G2_9	Standard	75.000	5.43	7351.315	6391.907	11.501	70.0	-6.6	NO	0.997	NO	bb
9	9	180129G2_10	Standard	100.000	5.43	9394.561	5404.034	17.384	102.8	2.8	NO	0.997	NO	bb

Compound name: PFUnA
Coefficient of Determination: R^2 = 0.997681
Calibration curve: -0.000808758 * x^2 + 1.10548 * x
Response type: Internal Std (Ref 18), Area * (IS Conc. / IS Area)
Curve type: 2nd Order, Origin: Force, Weighting: 1/x, Axis trans: None

	#	Name	Type	Std. Conc	RT	Area	IS Area	Response	Conc.	%Dev	Conc. Flag	CoD	CoD Flag	x=excluded
1	1	180129G2_2	Standard	0.500	5.21	321.212	5522.715	0.582	0.5	5.3	NO	0.998	NO	bb
2	2	180129G2_3	Standard	1.000	5.21	799.552	6520.432	1.226	1.1	11.0	NO	0.998	NO	bb
3	3	180129G2_4	Standard	2.000	5.21	1447.079	5931.468	2.440	2.2	10.5	NO	0.998	NO	bb
4	4	180129G2_5	Standard	5.000	5.21	3671.369	5914.489	6.207	5.6	12.8	NO	0.998	NO	bb
5	5	180129G2_6	Standard	10.000	5.21	7010.019	5909.164	11.863	10.8	8.2	NO	0.998	NO	bb
6	6	180129G2_7	Standard	25.000	5.21	16012.987	6121.542	26.158	24.1	-3.7	NO	0.998	NO	bb
7	7	180129G2_8	Standard	50.000	5.21	30175.393	5672.433	53.197	49.9	-0.1	NO	0.998	NO	bb
8	8	180129G2_9	Standard	75.000	5.21	47316.160	6391.907	74.025	70.6	-5.9	NO	0.998	NO	bb
9	9	180129G2_10	Standard	100.000	5.21	57204.098	5404.034	105.854	103.6	3.6	NO	0.998	NO	bb

Dataset: U:\Q1.PRO\Results\2018\180129G2\180129G2-CRV.qld

Last Altered: Tuesday, January 30, 2018 09:36:46 Pacific Standard Time
Printed: Tuesday, January 30, 2018 09:38:08 Pacific Standard Time

Compound name: PFTrDA
Coefficient of Determination: R^2 = 0.995957
Calibration curve: 1.6329 * x
Response type: Internal Std (Ref 18), Area * (IS Conc. / IS Area)
Curve type: Linear, Origin: Force, Weighting: 1/x, Axis trans: None

	#	Name	Type	Std. Conc	RT	Area	IS Area	Response	Conc.	%Dev	Conc. Flag	CoD	CoD Flag	x=excluded
1	1	180129G2_2	Standard	0.500	5.61	522.974	5522.715	0.947	0.6	16.0	NO	0.996	NO	bb
2	2	180129G2_3	Standard	1.000	5.62	997.564	6520.432	1.530	0.9	-6.3	NO	0.996	NO	bb
3	3	180129G2_4	Standard	2.000	5.62	2175.824	5931.468	3.668	2.2	12.3	NO	0.996	NO	bb
4	4	180129G2_5	Standard	5.000	5.61	5359.593	5914.489	9.062	5.5	11.0	NO	0.996	NO	bb
5	5	180129G2_6	Standard	10.000	5.61	11041.024	5909.164	18.685	11.4	14.4	NO	0.996	NO	bd
6	6	180129G2_7	Standard	25.000	5.62	25826.760	6121.542	42.190	25.8	3.3	NO	0.996	NO	bb
7	7	180129G2_8	Standard	50.000	5.62	48478.344	5672.433	85.463	52.3	4.7	NO	0.996	NO	bb
8	8	180129G2_9	Standard	75.000	5.62	71669.977	6391.907	112.126	68.7	-8.4	NO	0.996	NO	bb
9	9	180129G2_10	Standard	100.000	5.62	89038.469	5404.034	164.763	100.9	0.9	NO	0.996	NO	bb

Compound name: PFTeDA
Coefficient of Determination: R^2 = 0.997155
Calibration curve: 1.55255 * x
Response type: Internal Std (Ref 18), Area * (IS Conc. / IS Area)
Curve type: Linear, Origin: Force, Weighting: 1/x, Axis trans: None

	#	Name	Type	Std. Conc	RT	Area	IS Area	Response	Conc.	%Dev	Conc. Flag	CoD	CoD Flag	x=excluded
1	1	180129G2_2	Standard	0.500	5.79	456.300	5522.715	0.826	0.5	6.4	NO	0.997	NO	bd
2	2	180129G2_3	Standard	1.000	5.79	1053.266	6520.432	1.615	1.0	4.0	NO	0.997	NO	bb
3	3	180129G2_4	Standard	2.000	5.79	2145.865	5931.468	3.618	2.3	16.5	NO	0.997	NO	bb
4	4	180129G2_5	Standard	5.000	5.78	5010.533	5914.489	8.472	5.5	9.1	NO	0.997	NO	bb
5	5	180129G2_6	Standard	10.000	5.78	9638.237	5909.164	16.311	10.5	5.1	NO	0.997	NO	bb
6	6	180129G2_7	Standard	25.000	5.78	24340.162	6121.542	39.761	25.6	2.4	NO	0.997	NO	bd
7	7	180129G2_8	Standard	50.000	5.78	46482.254	5672.433	81.944	52.8	5.6	NO	0.997	NO	bb
8	8	180129G2_9	Standard	75.000	5.78	68989.086	6391.907	107.932	69.5	-7.3	NO	0.997	NO	bb
9	9	180129G2_10	Standard	100.000	5.78	84508.000	5404.034	156.379	100.7	0.7	NO	0.997	NO	bb

Dataset: U:\Q1.PRO\Results\2018\180129G2\180129G2-CRV.qld

Last Altered: Tuesday, January 30, 2018 09:36:46 Pacific Standard Time
Printed: Tuesday, January 30, 2018 09:38:08 Pacific Standard Time

Compound name: 13C2-PFHxA
Response Factor: 0.392582
RRF SD: 0.0332836, Relative SD: 8.47812
Response type: Internal Std (Ref 18), Area * (IS Conc. / IS Area)
Curve type: RF

	#	Name	Type	Std. Conc	RT	Area	IS Area	Response	Conc.	%Dev	Conc. Flag	CoD	CoD Flag	x=excluded
1	1	180129G2_2	Standard	10.000	3.39	2344.968	5522.715	4.246	10.8	8.2	NO		NO	bb
2	2	180129G2_3	Standard	10.000	3.39	2312.849	6520.432	3.547	9.0	-9.6	NO		NO	bb
3	3	180129G2_4	Standard	10.000	3.39	2253.413	5931.468	3.799	9.7	-3.2	NO		NO	bb
4	4	180129G2_5	Standard	10.000	3.37	2283.167	5914.489	3.860	9.8	-1.7	NO		NO	bb
5	5	180129G2_6	Standard	10.000	3.37	2512.566	5909.164	4.252	10.8	8.3	NO		NO	bb
6	6	180129G2_7	Standard	10.000	3.37	2228.819	6121.542	3.641	9.3	-7.3	NO		NO	bb
7	7	180129G2_8	Standard	10.000	3.37	2374.590	5672.433	4.186	10.7	6.6	NO		NO	bb
8	8	180129G2_9	Standard	10.000	3.37	2220.686	6391.907	3.474	8.8	-11.5	NO		NO	bb
9	9	180129G2_10	Standard	10.000	3.37	2338.105	5404.034	4.327	11.0	10.2	NO		NO	bb

Compound name: 13C2-PFDA
Response Factor: 0.88686
RRF SD: 0.0907848, Relative SD: 10.2367
Response type: Internal Std (Ref 18), Area * (IS Conc. / IS Area)
Curve type: RF

	#	Name	Type	Std. Conc	RT	Area	IS Area	Response	Conc.	%Dev	Conc. Flag	CoD	CoD Flag	x=excluded
1	1	180129G2_2	Standard	10.000	4.96	5521.228	5522.715	9.997	11.3	12.7	NO		NO	bd
2	2	180129G2_3	Standard	10.000	4.95	5150.105	6520.432	7.898	8.9	-10.9	NO		NO	bb
3	3	180129G2_4	Standard	10.000	4.95	5427.177	5931.468	9.150	10.3	3.2	NO		NO	bb
4	4	180129G2_5	Standard	10.000	4.95	5708.799	5914.489	9.652	10.9	8.8	NO		NO	bb
5	5	180129G2_6	Standard	10.000	4.94	5297.367	5909.164	8.965	10.1	1.1	NO		NO	bb
6	6	180129G2_7	Standard	10.000	4.95	5557.292	6121.542	9.078	10.2	2.4	NO		NO	bb
7	7	180129G2_8	Standard	10.000	4.94	5202.040	5672.433	9.171	10.3	3.4	NO		NO	bb
8	8	180129G2_9	Standard	10.000	4.95	4466.409	6391.907	6.988	7.9	-21.2	NO		NO	bb
9	9	180129G2_10	Standard	10.000	4.95	4819.536	5404.034	8.918	10.1	0.6	NO		NO	bb

Dataset: U:\Q1.PRO\Results\2018\180129G2\180129G2-CRV.qld

Last Altered: Tuesday, January 30, 2018 09:36:46 Pacific Standard Time
Printed: Tuesday, January 30, 2018 09:38:08 Pacific Standard Time

Compound name: d5-N-EtFOSAA
Response Factor: 1.04882
RRF SD: 0.0456862, Relative SD: 4.35595
Response type: Internal Std (Ref 20), Area * (IS Conc. / IS Area)
Curve type: RF

	#	Name	Type	Std. Conc	RT	Area	IS Area	Response	Conc.	%Dev	Conc. Flag	CoD	CoD Flag	x=excluded
1	1	180129G2_2	Standard	40.000	5.21	7446.266	6524.256	45.653	43.5	8.8	NO		NO	bbX
2	2	180129G2_3	Standard	40.000	5.21	7739.445	7226.405	42.840	40.8	2.1	NO		NO	bd
3	3	180129G2_4	Standard	40.000	5.20	8210.421	7601.546	43.204	41.2	3.0	NO		NO	bb
4	4	180129G2_5	Standard	40.000	5.20	8385.755	7811.045	42.943	40.9	2.4	NO		NO	bb
5	5	180129G2_6	Standard	40.000	5.20	7946.011	8006.441	39.698	37.9	-5.4	NO		NO	bb
6	6	180129G2_7	Standard	40.000	5.20	7547.435	6813.125	44.311	42.2	5.6	NO		NO	bb
7	7	180129G2_8	Standard	40.000	5.20	7086.792	6916.692	40.984	39.1	-2.3	NO		NO	bb
8	8	180129G2_9	Standard	40.000	5.20	6569.811	6621.112	39.690	37.8	-5.4	NO		NO	bd
9	9	180129G2_10	Standard	40.000	5.19	6585.460	6298.234	41.824	39.9	-0.3	NO		NO	bbX

Compound name: 13C2-PFOA
Response Factor: 1
RRF SD: 0, Relative SD: 0
Response type: Internal Std (Ref 18), Area * (IS Conc. / IS Area)
Curve type: RF

	#	Name	Type	Std. Conc	RT	Area	IS Area	Response	Conc.	%Dev	Conc. Flag	CoD	CoD Flag	x=excluded
1	1	180129G2_2	Standard	10.000	4.32	5522.715	5522.715	10.000	10.0	0.0	NO		NO	bb
2	2	180129G2_3	Standard	10.000	4.32	6520.432	6520.432	10.000	10.0	0.0	NO		NO	bb
3	3	180129G2_4	Standard	10.000	4.32	5931.468	5931.468	10.000	10.0	0.0	NO		NO	bb
4	4	180129G2_5	Standard	10.000	4.31	5914.489	5914.489	10.000	10.0	0.0	NO		NO	bb
5	5	180129G2_6	Standard	10.000	4.31	5909.164	5909.164	10.000	10.0	0.0	NO		NO	bd
6	6	180129G2_7	Standard	10.000	4.31	6121.542	6121.542	10.000	10.0	0.0	NO		NO	bb
7	7	180129G2_8	Standard	10.000	4.31	5672.433	5672.433	10.000	10.0	0.0	NO		NO	bb
8	8	180129G2_9	Standard	10.000	4.31	6391.907	6391.907	10.000	10.0	0.0	NO		NO	bd
9	9	180129G2_10	Standard	10.000	4.31	5404.034	5404.034	10.000	10.0	0.0	NO		NO	bb

Dataset: U:\Q1.PRO\Results\2018\180129G2\180129G2-CRV.qld

Last Altered: Tuesday, January 30, 2018 09:36:46 Pacific Standard Time
Printed: Tuesday, January 30, 2018 09:38:08 Pacific Standard Time

Compound name: 13C4-PFOS
Response Factor: 1
RRF SD: 9.3831e-017, Relative SD: 9.3831e-015
Response type: Internal Std (Ref 19), Area * (IS Conc. / IS Area)
Curve type: RF

	# Name	Type	Std. Conc	RT	Area	IS Area	Response	Conc.	%Dev	Conc. Flag	CoD	CoD Flag	x=excluded
1	1 180129G2_2	Standard	28.700	4.72	9447.593	9447.593	28.700	28.7	0.0	NO		NO	bb
2	2 180129G2_3	Standard	28.700	4.72	9546.359	9546.359	28.700	28.7	0.0	NO		NO	bb
3	3 180129G2_4	Standard	28.700	4.72	10139.941	10139.941	28.700	28.7	0.0	NO		NO	bd
4	4 180129G2_5	Standard	28.700	4.71	10283.792	10283.792	28.700	28.7	0.0	NO		NO	bb
5	5 180129G2_6	Standard	28.700	4.71	9950.917	9950.917	28.700	28.7	0.0	NO		NO	bb
6	6 180129G2_7	Standard	28.700	4.71	10305.135	10305.135	28.700	28.7	0.0	NO		NO	bb
7	7 180129G2_8	Standard	28.700	4.71	8866.648	8866.648	28.700	28.7	0.0	NO		NO	bb
8	8 180129G2_9	Standard	28.700	4.71	8942.514	8942.514	28.700	28.7	0.0	NO		NO	bb
9	9 180129G2_10	Standard	28.700	4.71	7936.719	7936.719	28.700	28.7	0.0	NO		NO	bbX

Compound name: d3-N-MeFOSAA
Response Factor: 1
RRF SD: 0, Relative SD: 0
Response type: Internal Std (Ref 20), Area * (IS Conc. / IS Area)
Curve type: RF

	# Name	Type	Std. Conc	RT	Area	IS Area	Response	Conc.	%Dev	Conc. Flag	CoD	CoD Flag	x=excluded
1	1 180129G2_2	Standard	40.000	5.08	6524.256	6524.256	40.000	40.0	0.0	NO		NO	MMX
2	2 180129G2_3	Standard	40.000	5.08	7226.405	7226.405	40.000	40.0	0.0	NO		NO	bb
3	3 180129G2_4	Standard	40.000	5.08	7601.546	7601.546	40.000	40.0	0.0	NO		NO	bb
4	4 180129G2_5	Standard	40.000	5.07	7811.045	7811.045	40.000	40.0	0.0	NO		NO	bb
5	5 180129G2_6	Standard	40.000	5.07	8006.441	8006.441	40.000	40.0	0.0	NO		NO	bb
6	6 180129G2_7	Standard	40.000	5.07	6813.125	6813.125	40.000	40.0	0.0	NO		NO	bb
7	7 180129G2_8	Standard	40.000	5.07	6916.692	6916.692	40.000	40.0	0.0	NO		NO	bb
8	8 180129G2_9	Standard	40.000	5.07	6621.112	6621.112	40.000	40.0	0.0	NO		NO	bb
9	9 180129G2_10	Standard	40.000	5.07	6298.234	6298.234	40.000	40.0	0.0	NO		NO	bbX

Vista Analytical Laboratory

Dataset: U:\Q1.PRO\Results\2018\180129G2\180129G2-CRV.qld

Last Altered: Tuesday, January 30, 2018 09:36:46 Pacific Standard Time
Printed: Tuesday, January 30, 2018 09:42:41 Pacific Standard Time

Method: U:\Q1.PRO\MethDB\PFAS_DW_L14_1214total.mdb 26 Jan 2018 11:13:56
Calibration: U:\Q1.PRO\CurveDB\C18_537_Q1_01-29-18_L14.cdb 30 Jan 2018 09:36:46

Name: 180129G2_2, Date: 29-Jan-2018, Time: 16:05:26, ID: ST180129G2-1 PFC CS-3 537 18A2408, Description: PFC CS-3 537 18A2408

	#	Name	CoD	CoD Flag	%RSD
1	1	PFBS	0.9998	NO	
2	2	PFHxA	0.9919	NO	
3	3	PFHpA	0.9928	NO	
4	4	PFHxS	0.9993	NO	
5	5	PFOA	0.9987	NO	
6	6	PFNA	0.9946	NO	
7	7	PFOS	0.9949	NO	
8	8	PFDA	0.9956	NO	
9	9	N-MeFOSAA	0.9965	NO	
10	10	N-EtFOSAA	0.9940	NO	
11	11	PFDoA	0.9972	NO	
12	12	PFUnA	0.9977	NO	
13	13	PFTrDA	0.9960	NO	
14	14	PFTeDA	0.9972	NO	
15	15	13C2-PFHxA		NO	8.478
16	16	13C2-PFDA		NO	10.237
17	17	d5-N-EtFOSAA		NO	4.356
18	18	13C2-PFOA		NO	0.000
19	19	13C4-PFOS		NO	0.000
20	20	d3-N-MeFOSAA		NO	0.000

Vista Analytical Laboratory

Dataset: Untitled

Last Altered: Tuesday, January 30, 2018 09:47:28 Pacific Standard Time
Printed: Tuesday, January 30, 2018 09:48:33 Pacific Standard Time

Method: U:\Q1.PRO\MethDB\PFAS_DW_L14_1214total.mdb 26 Jan 2018 11:13:56
Calibration: U:\Q1.PRO\CurveDB\C18_537_Q1_01-29-18_L14.cdb 30 Jan 2018 09:36:46

Compound name: PFBS

	Name	ID	Acq.Date	Acq.Time
1	180129G2_1	IPA	29-Jan-18	15:53:04
2	180129G2_2	ST180129G2-1 PFC CS-3 537 18A2408	29-Jan-18	16:05:26
3	180129G2_3	ST180129G2-2 PFC CS-2 537 18A2409	29-Jan-18	16:17:48
4	180129G2_4	ST180129G2-3 PFC CS-1 537 18A2512	29-Jan-18	16:30:12
5	180129G2_5	ST180129G2-4 PFC CS0 537 18A2410	29-Jan-18	16:42:37
6	180129G2_6	ST180129G2-5 PFC CS1 537 18A2411	29-Jan-18	16:55:04
7	180129G2_7	ST180129G2-6 PFC CS2 537 18A2412	29-Jan-18	17:07:28
8	180129G2_8	ST180129G2-7 PFC CS3 537 18A2413	29-Jan-18	17:19:53
9	180129G2_9	ST180129G2-8 PFC CS4 537 18A2414	29-Jan-18	17:32:19
10	180129G2_10	ST180129G2-9 PFC CS5 537 18A2415	29-Jan-18	17:44:44
11	180129G2_11	IPA	29-Jan-18	17:57:05
12	180129G2_12	ICV180129G2-1 PFC ICV 537 18A2416	29-Jan-18	18:09:32
13	180129G2_13	IPA	29-Jan-18	18:21:54

Dataset: U:\Q1.PRO\Results\2018\180129G2\180129G2-CRV.qld

Last Altered: Tuesday, January 30, 2018 09:36:46 Pacific Standard Time
Printed: Tuesday, January 30, 2018 09:38:42 Pacific Standard Time

Method: U:\Q1.PRO\MethDB\PFAS_DW_L14_1214total.mdb 26 Jan 2018 11:13:56
Calibration: U:\Q1.PRO\CurveDB\C18_537_Q1_01-29-18_L14.cdb 30 Jan 2018 09:36:46

Compound name: PFBS
Coefficient of Determination: R^2 = 0.999763
Calibration curve: 0.00179076 * x^2 + 0.507518 * x
Response type: Internal Std (Ref 19), Area * (IS Conc. / IS Area)
Curve type: 2nd Order, Origin: Force, Weighting: 1/x, Axis trans: None

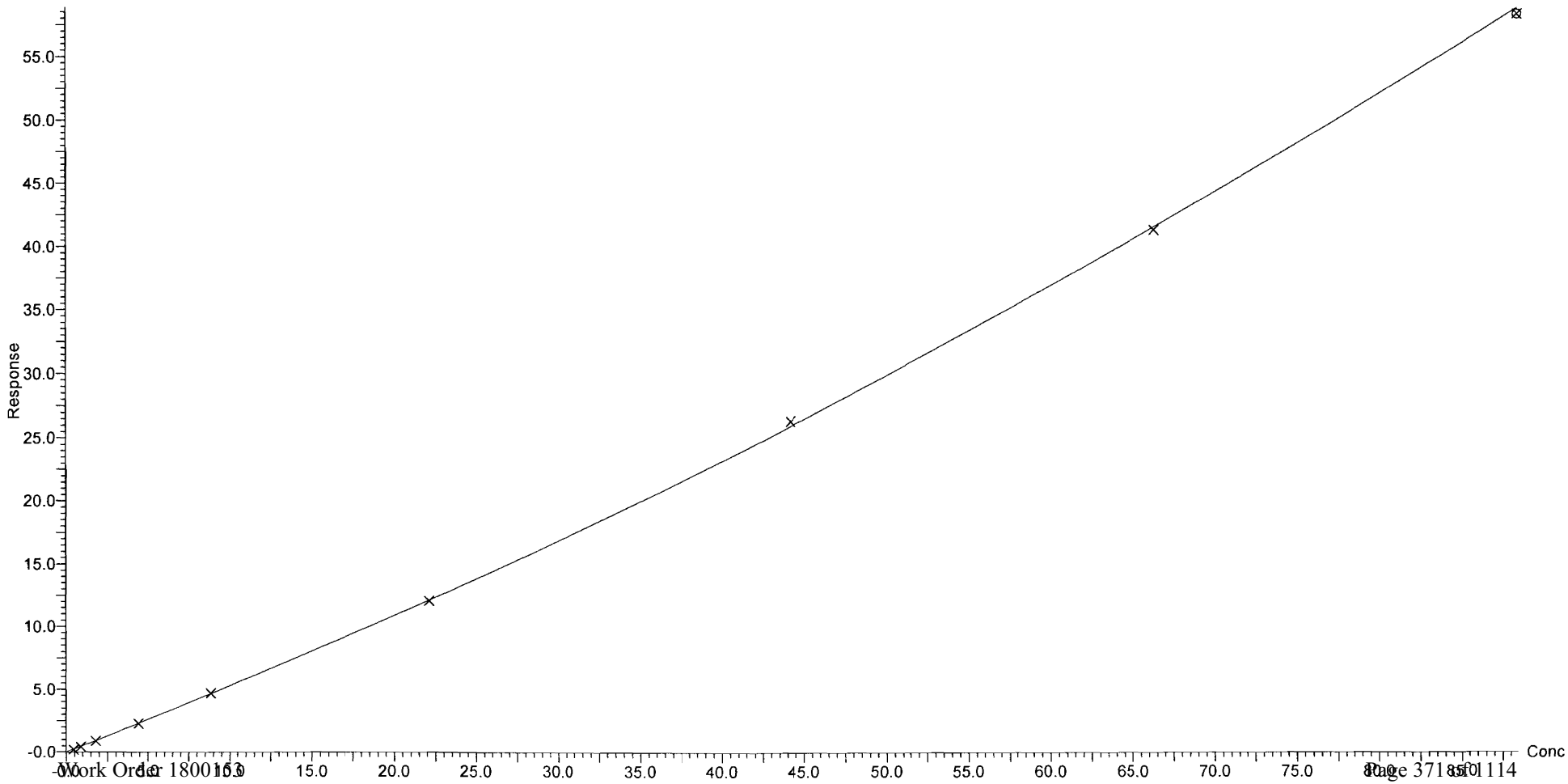

Dataset: U:\Q1.PRO\Results\2018\180129G2\180129G2-CRV.qld

Last Altered: Tuesday, January 30, 2018 09:36:46 Pacific Standard Time
Printed: Tuesday, January 30, 2018 09:38:42 Pacific Standard Time

Compound name: PFHxA
Coefficient of Determination: R^2 = 0.991851
Calibration curve: 0.26171 * x
Response type: Internal Std (Ref 18), Area * (IS Conc. / IS Area)
Curve type: Linear, Origin: Force, Weighting: 1/x, Axis trans: None

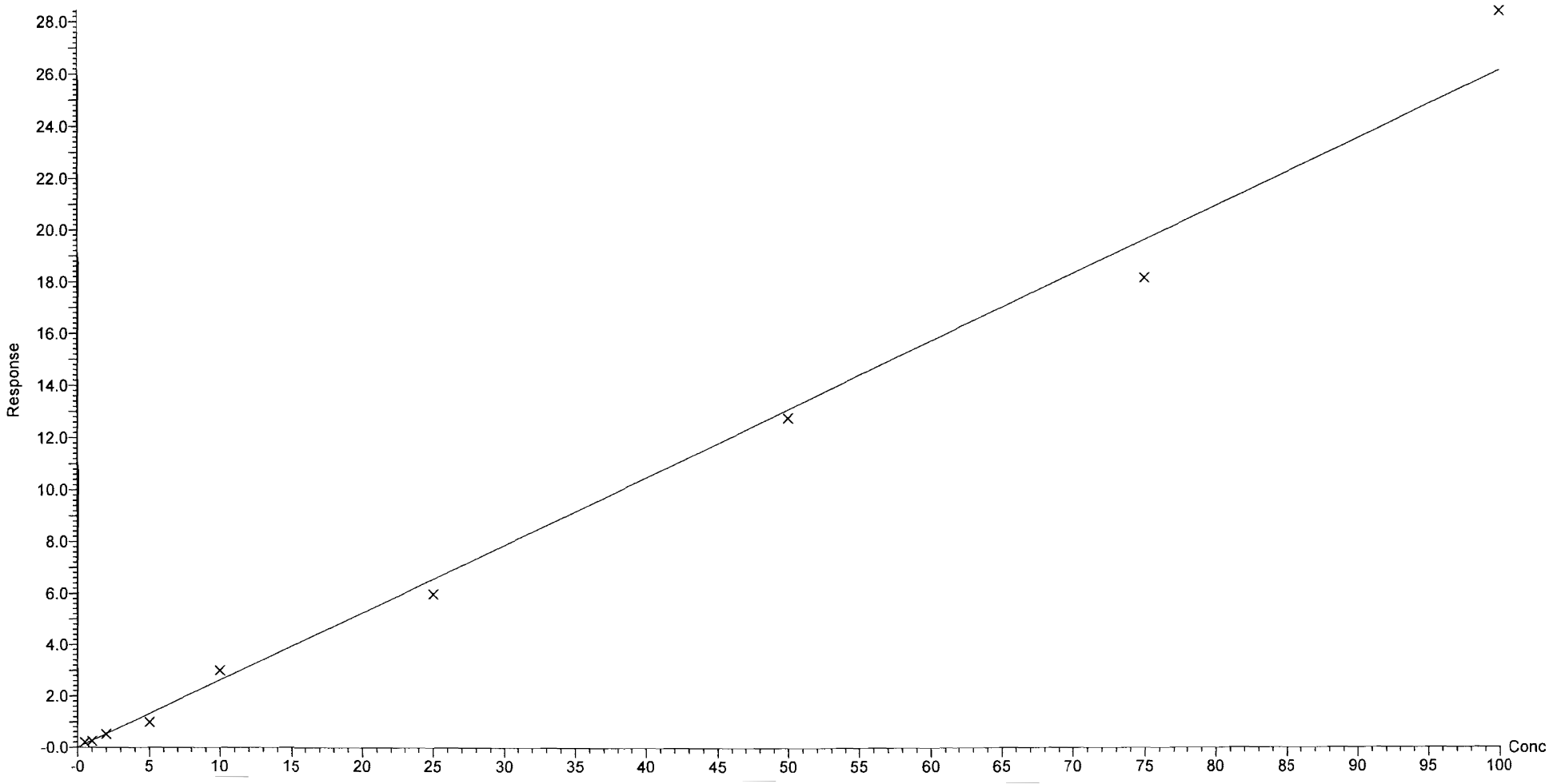

Dataset: U:\Q1.PRO\Results\2018\180129G2\180129G2-CRV.qld

Last Altered: Tuesday, January 30, 2018 09:36:46 Pacific Standard Time
Printed: Tuesday, January 30, 2018 09:38:42 Pacific Standard Time

Compound name: PFHpA
Coefficient of Determination: R^2 = 0.992798
Calibration curve: 0.768523 * x
Response type: Internal Std (Ref 18), Area * (IS Conc. / IS Area)
Curve type: Linear, Origin: Force, Weighting: 1/x, Axis trans: None

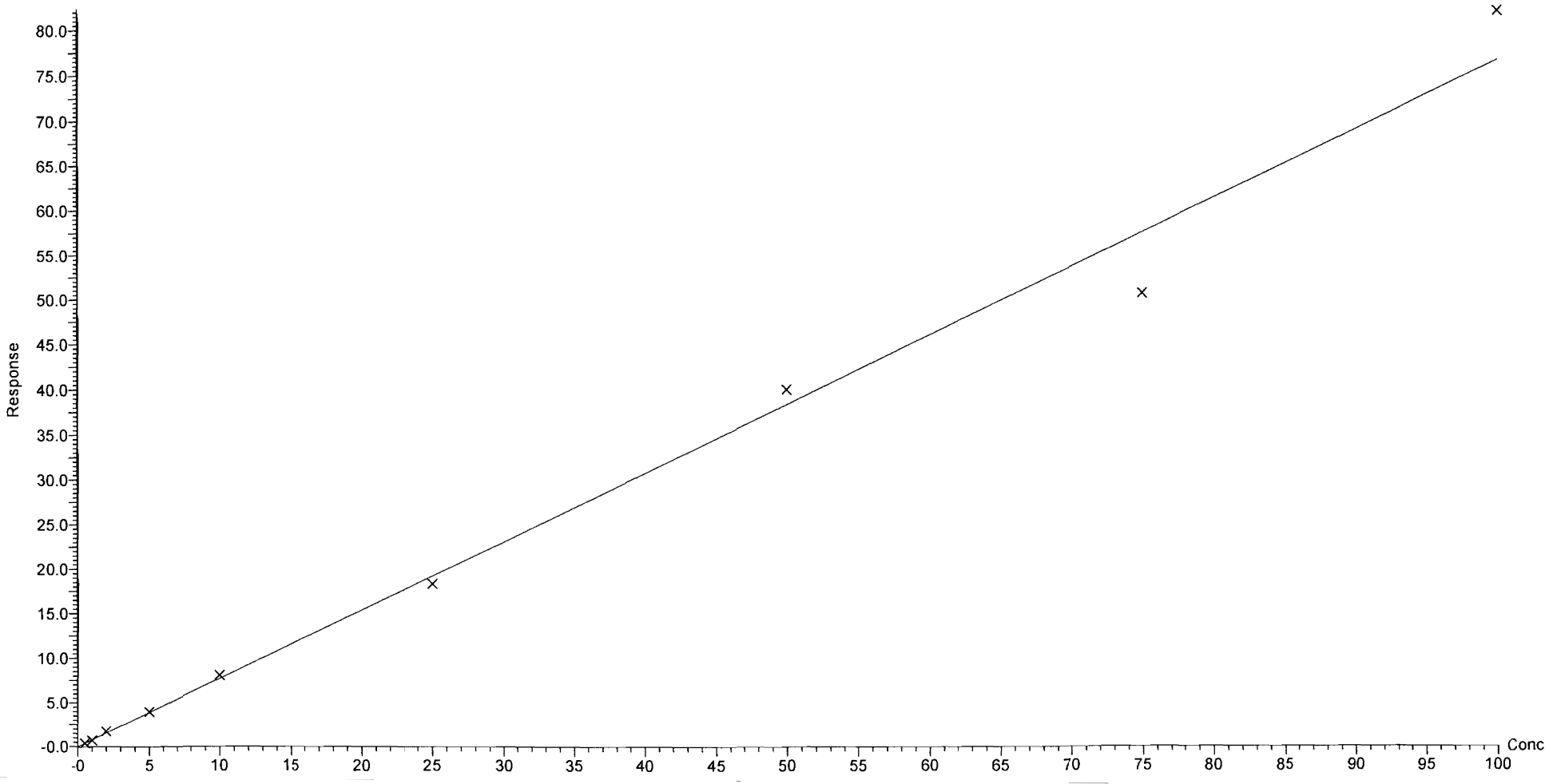

Dataset: U:\Q1.PRO\Results\2018\180129G2\180129G2-CRV.qld

Last Altered: Tuesday, January 30, 2018 09:36:46 Pacific Standard Time
Printed: Tuesday, January 30, 2018 09:38:42 Pacific Standard Time

Compound name: PFHxS
Coefficient of Determination: R^2 = 0.999331
Calibration curve: 0.00214276 * x^2 + 0.680625 * x
Response type: Internal Std (Ref 19), Area * (IS Conc. / IS Area)
Curve type: 2nd Order, Origin: Force, Weighting: 1/x, Axis trans: None

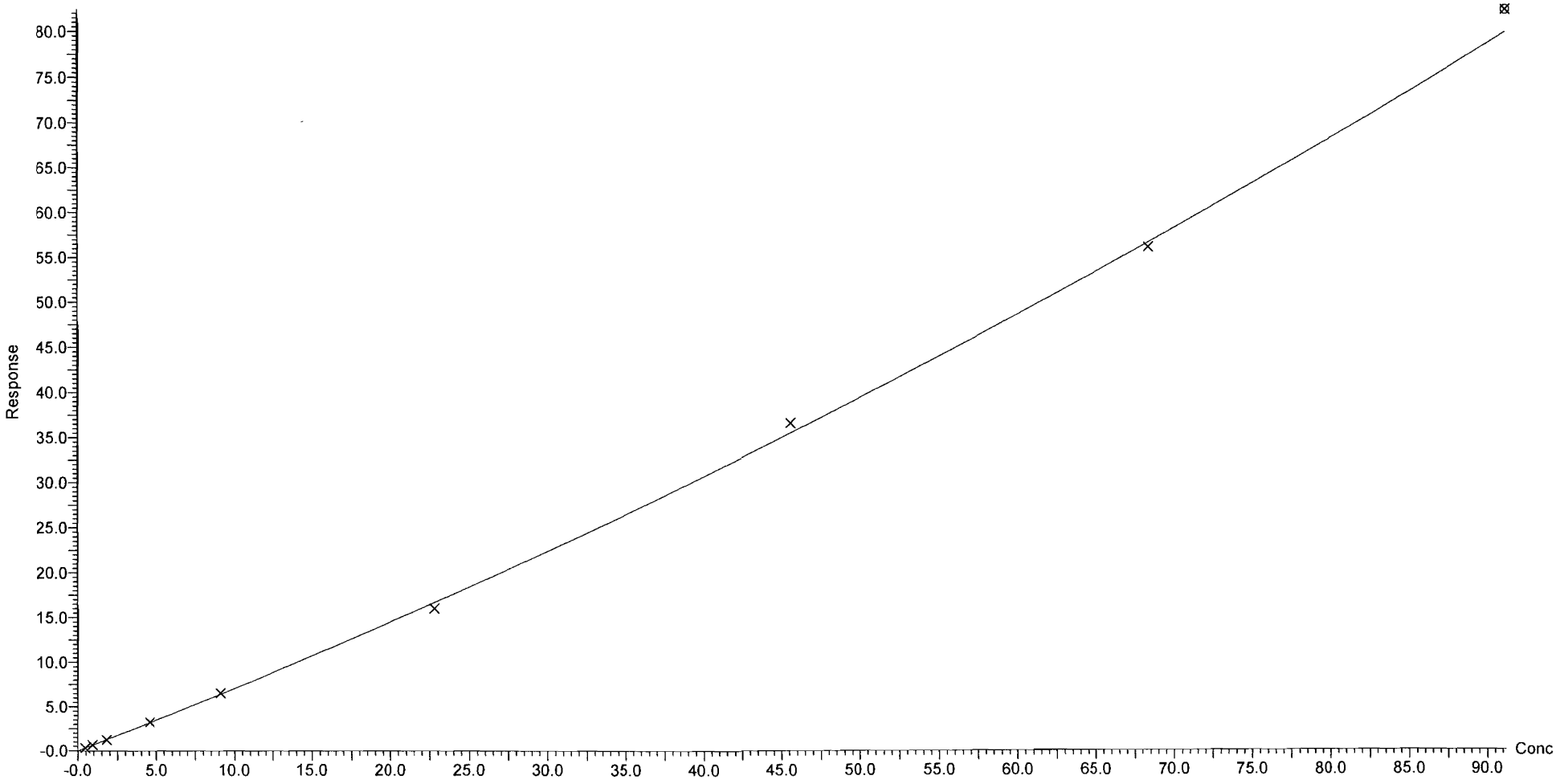

Dataset: U:\Q1.PRO\Results\2018\180129G2\180129G2-CRV.qld

Last Altered: Tuesday, January 30, 2018 09:36:46 Pacific Standard Time
Printed: Tuesday, January 30, 2018 09:38:42 Pacific Standard Time

Compound name: PFOA
Coefficient of Determination: R^2 = 0.998660
Calibration curve: 0.88015 * x
Response type: Internal Std (Ref 18), Area * (IS Conc. / IS Area)
Curve type: Linear, Origin: Force, Weighting: 1/x, Axis trans: None

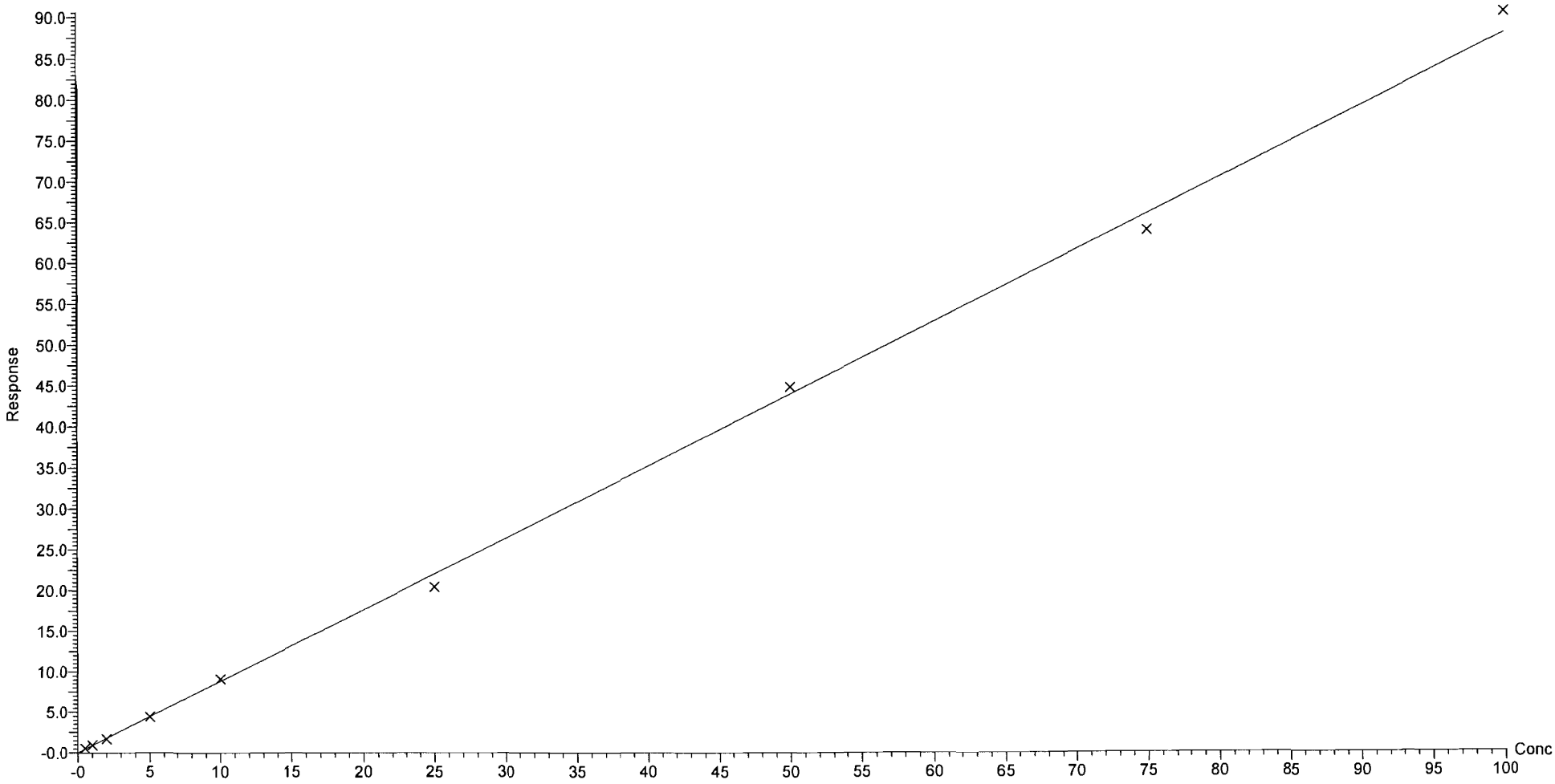

Dataset: U:\Q1.PRO\Results\2018\180129G2\180129G2-CRV.qld

Last Altered: Tuesday, January 30, 2018 09:36:46 Pacific Standard Time
Printed: Tuesday, January 30, 2018 09:38:42 Pacific Standard Time

Compound name: PFNA
Coefficient of Determination: R^2 = 0.994624
Calibration curve: 1.12974 * x
Response type: Internal Std (Ref 18), Area * (IS Conc. / IS Area)
Curve type: Linear, Origin: Force, Weighting: 1/x, Axis trans: None

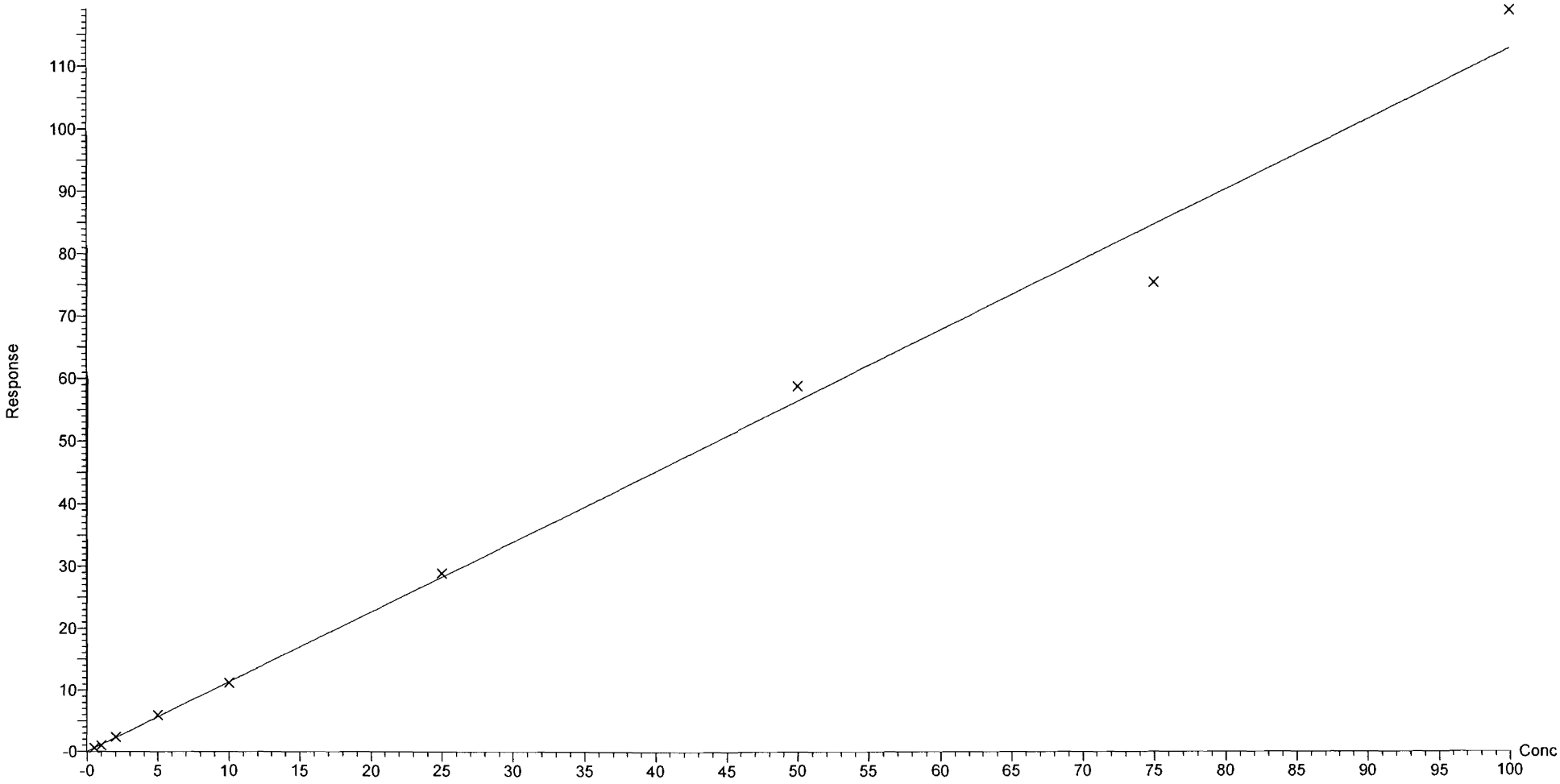

Dataset: U:\Q1.PRO\Results\2018\180129G2\180129G2-CRV.qld

Last Altered: Tuesday, January 30, 2018 09:36:46 Pacific Standard Time
Printed: Tuesday, January 30, 2018 09:38:42 Pacific Standard Time

Compound name: PFOS
Coefficient of Determination: R^2 = 0.994873
Calibration curve: 0.00151377 * x^2 + 0.997045 * x
Response type: Internal Std (Ref 19), Area * (IS Conc. / IS Area)
Curve type: 2nd Order, Origin: Force, Weighting: 1/x, Axis trans: None

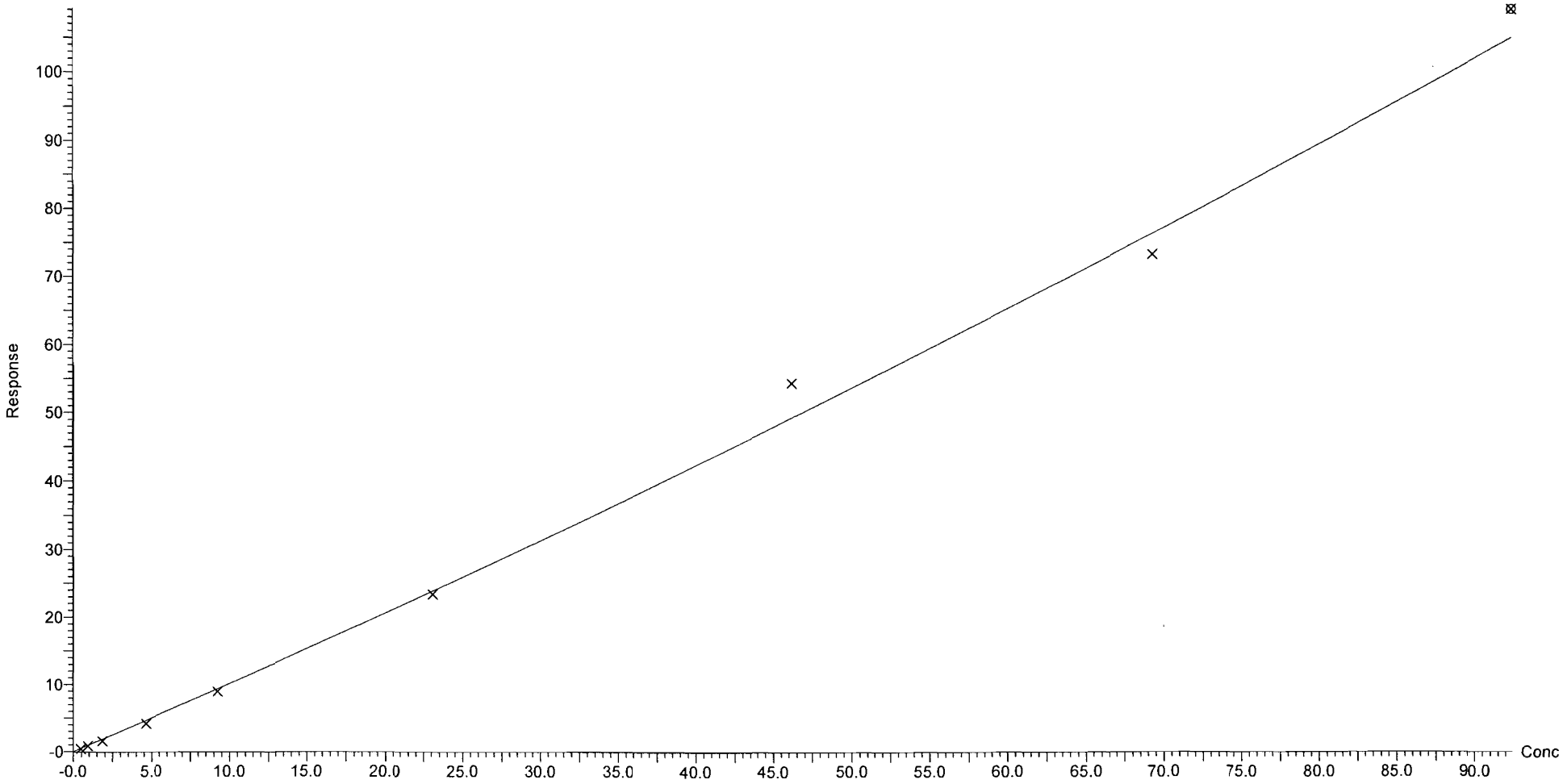

Dataset: U:\Q1.PRO\Results\2018\180129G2\180129G2-CRV.qld

Last Altered: Tuesday, January 30, 2018 09:36:46 Pacific Standard Time
Printed: Tuesday, January 30, 2018 09:38:42 Pacific Standard Time

Compound name: PFDA
Coefficient of Determination: R^2 = 0.995611
Calibration curve: -0.00103176 * x^2 + 1.11093 * x
Response type: Internal Std (Ref 18), Area * (IS Conc. / IS Area)
Curve type: 2nd Order, Origin: Force, Weighting: 1/x, Axis trans: None

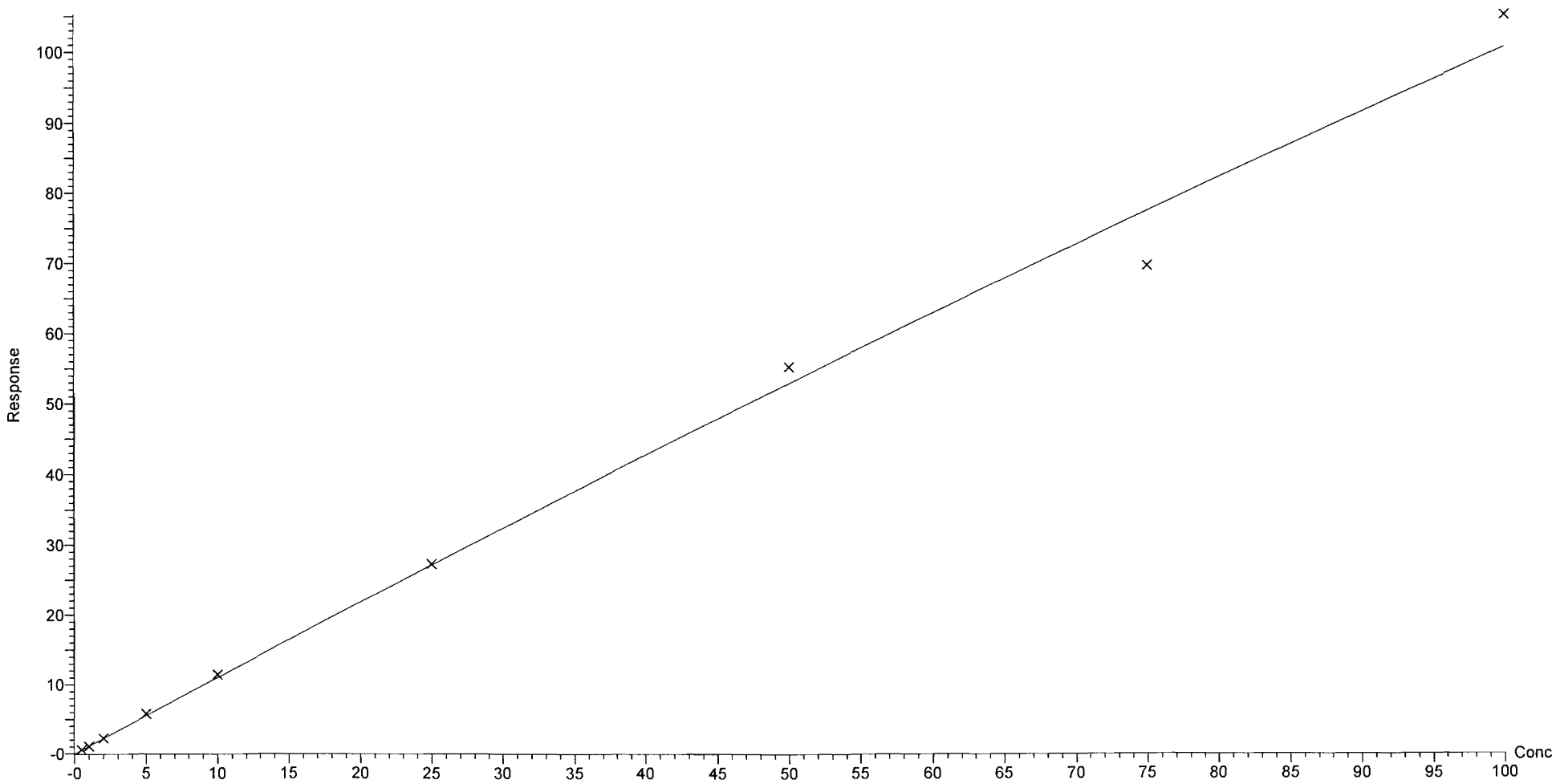

Dataset: U:\Q1.PRO\Results\2018\180129G2\180129G2-CRV.qld

Last Altered: Tuesday, January 30, 2018 09:36:46 Pacific Standard Time
Printed: Tuesday, January 30, 2018 09:38:42 Pacific Standard Time

Compound name: N-MeFOSAA
Coefficient of Determination: R^2 = 0.996526
Calibration curve: 0.000776595 * x^2 + 2.0052 * x
Response type: Internal Std (Ref 20), Area * (IS Conc. / IS Area)
Curve type: 2nd Order, Origin: Force, Weighting: 1/x, Axis trans: None

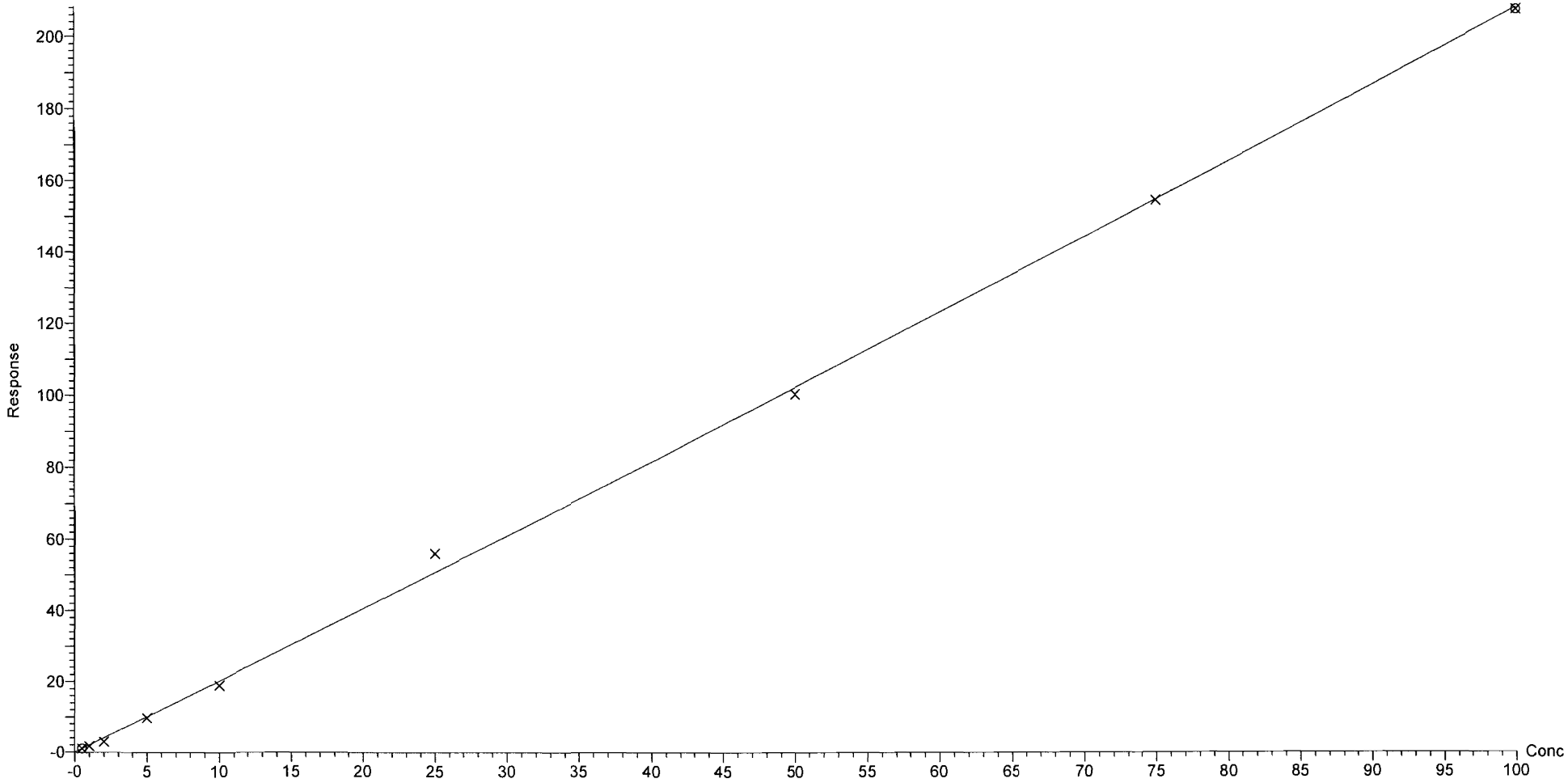

Dataset: U:\Q1.PRO\Results\2018\180129G2\180129G2-CRV.qld

Last Altered: Tuesday, January 30, 2018 09:36:46 Pacific Standard Time
Printed: Tuesday, January 30, 2018 09:38:42 Pacific Standard Time

Compound name: N-EtFOSAA
Coefficient of Determination: R^2 = 0.993975
Calibration curve: 1.3819 * x
Response type: Internal Std (Ref 20), Area * (IS Conc. / IS Area)
Curve type: Linear, Origin: Force, Weighting: 1/x, Axis trans: None

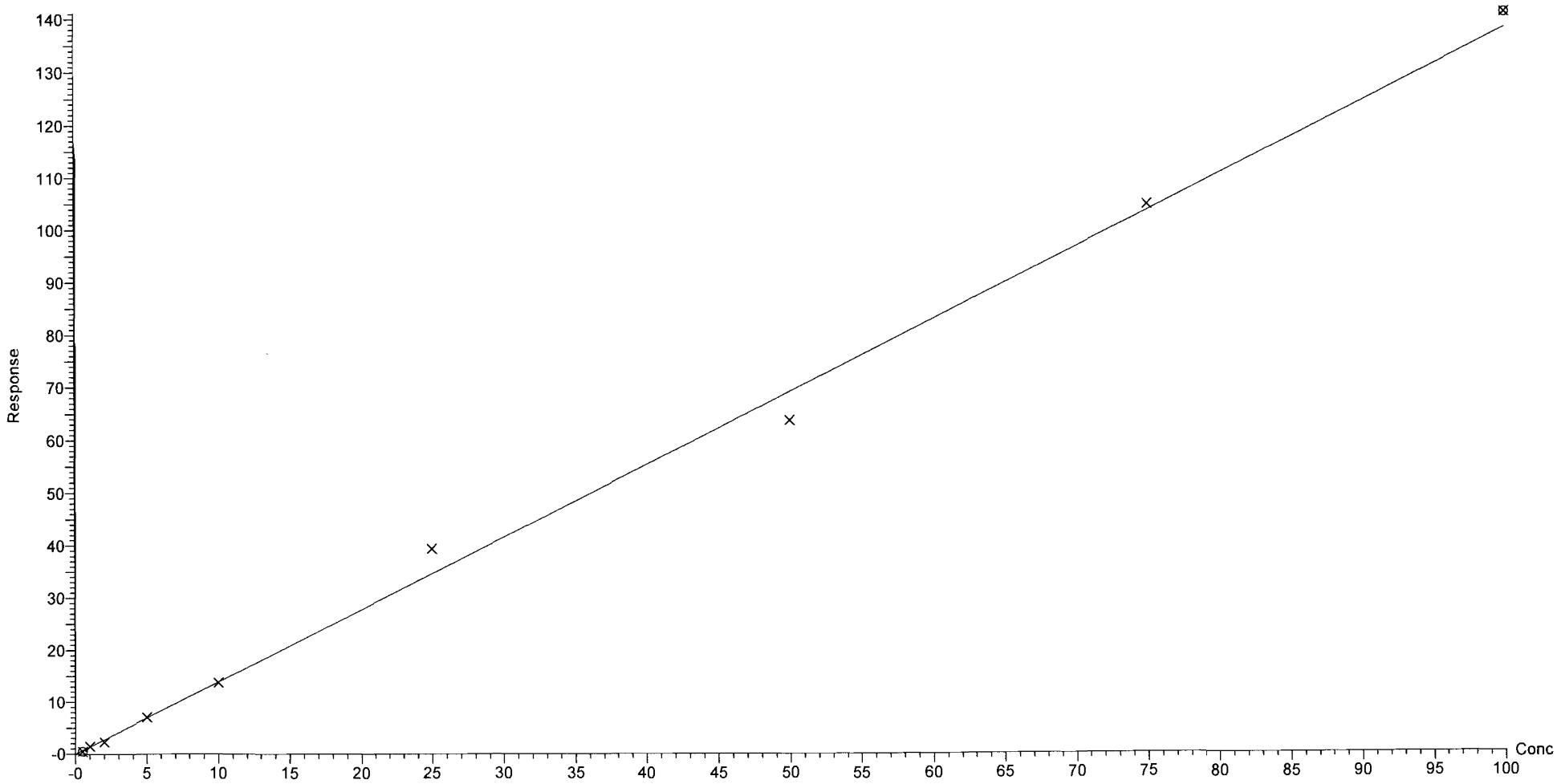

Dataset: U:\Q1.PRO\Results\2018\180129G2\180129G2-CRV.qld

Last Altered: Tuesday, January 30, 2018 09:36:46 Pacific Standard Time
Printed: Tuesday, January 30, 2018 09:38:42 Pacific Standard Time

Compound name: PFDoA
Coefficient of Determination: R^2 = 0.997207
Calibration curve: 0.000150296 * x^2 + 0.153745 * x
Response type: Internal Std (Ref 18), Area * (IS Conc. / IS Area)
Curve type: 2nd Order, Origin: Force, Weighting: 1/x, Axis trans: None

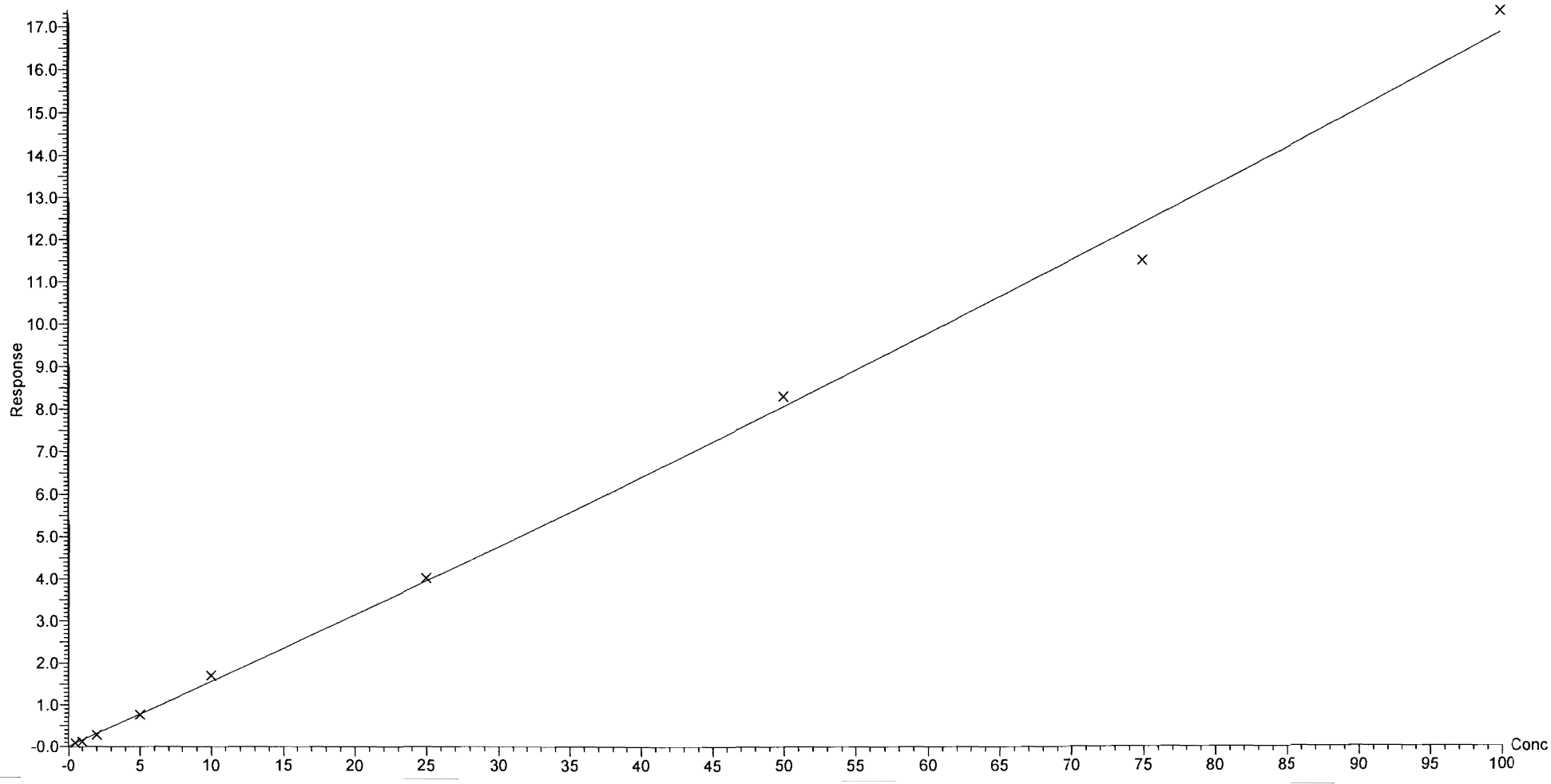

Dataset: U:\Q1.PRO\Results\2018\180129G2\180129G2-CRV.qld

Last Altered: Tuesday, January 30, 2018 09:36:46 Pacific Standard Time
Printed: Tuesday, January 30, 2018 09:38:42 Pacific Standard Time

Compound name: PFUnA
Coefficient of Determination: R^2 = 0.997681
Calibration curve: -0.000808758 * x^2 + 1.10548 * x
Response type: Internal Std (Ref 18), Area * (IS Conc. / IS Area)
Curve type: 2nd Order, Origin: Force, Weighting: 1/x, Axis trans: None

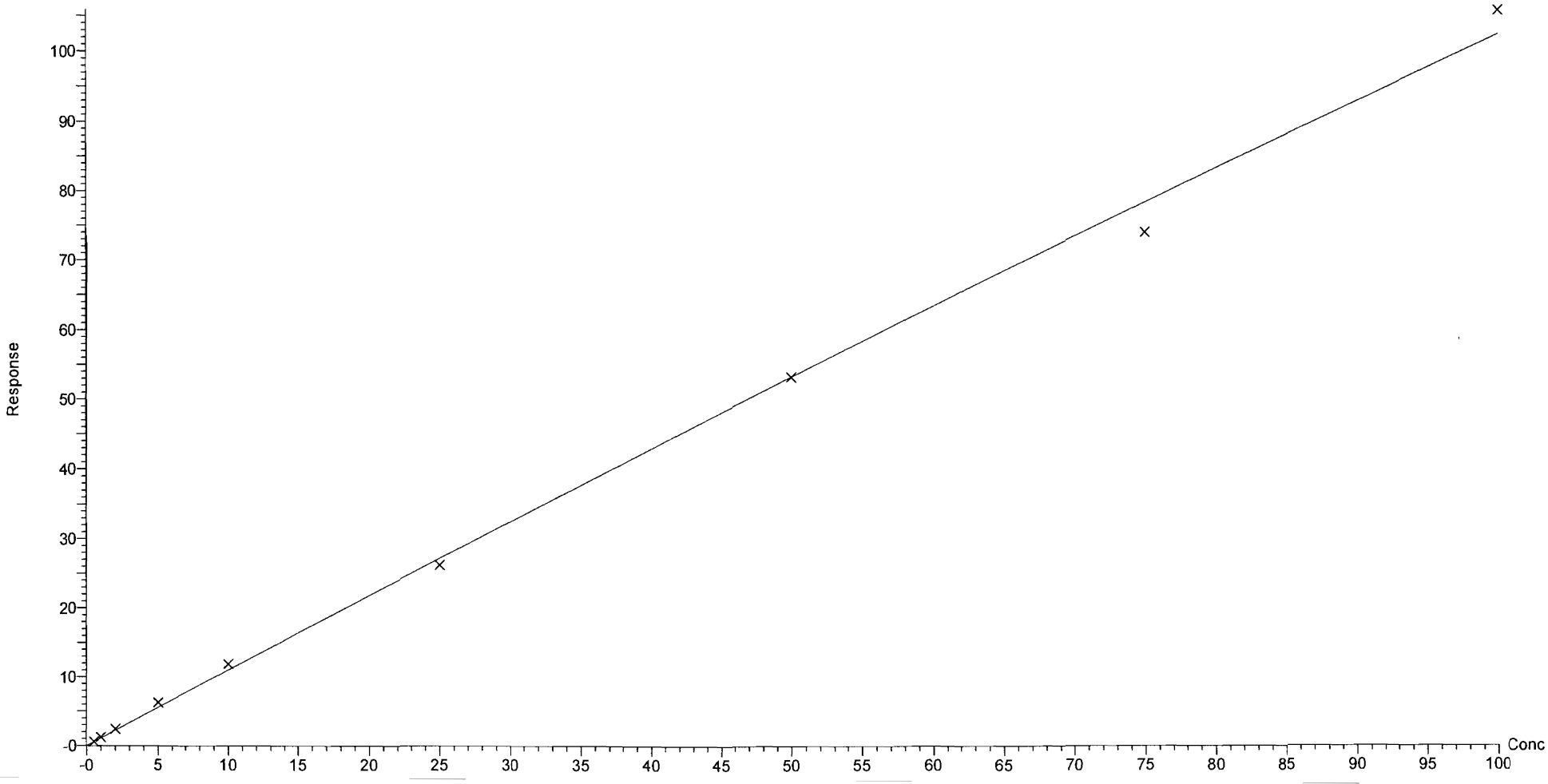

Dataset: U:\Q1.PRO\Results\2018\180129G2\180129G2-CRV.qld

Last Altered: Tuesday, January 30, 2018 09:36:46 Pacific Standard Time
Printed: Tuesday, January 30, 2018 09:38:42 Pacific Standard Time

Compound name: PFTrDA
Coefficient of Determination: R^2 = 0.995957
Calibration curve: 1.6329 * x
Response type: Internal Std (Ref 18), Area * (IS Conc. / IS Area)
Curve type: Linear, Origin: Force, Weighting: 1/x, Axis trans: None

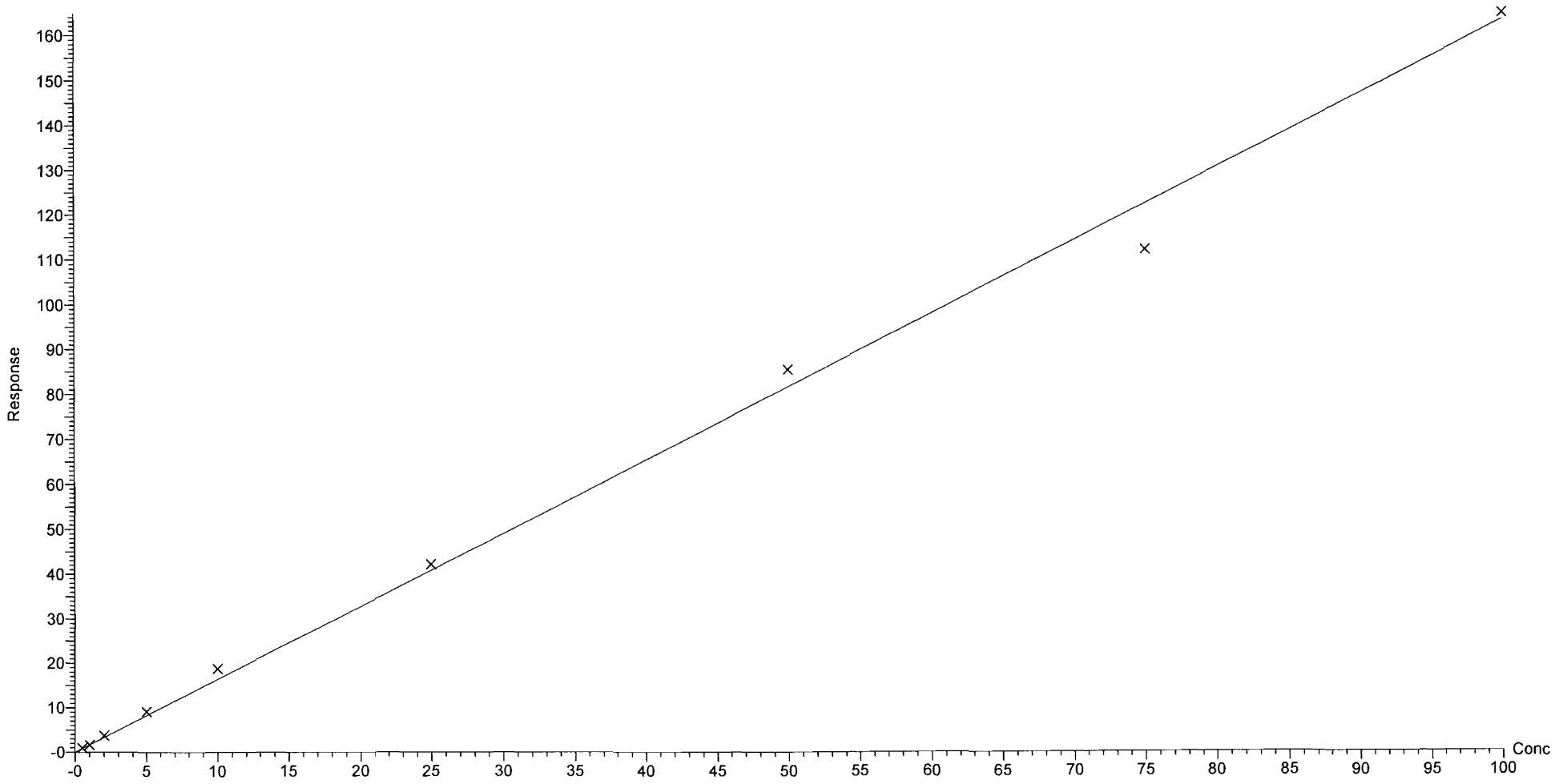

Dataset: U:\Q1.PRO\Results\2018\180129G2\180129G2-CRV.qld

Last Altered: Tuesday, January 30, 2018 09:36:46 Pacific Standard Time
Printed: Tuesday, January 30, 2018 09:38:42 Pacific Standard Time

Compound name: PFTeDA
Coefficient of Determination: R^2 = 0.997155
Calibration curve: 1.55255 * x
Response type: Internal Std (Ref 18), Area * (IS Conc. / IS Area)
Curve type: Linear, Origin: Force, Weighting: 1/x, Axis trans: None

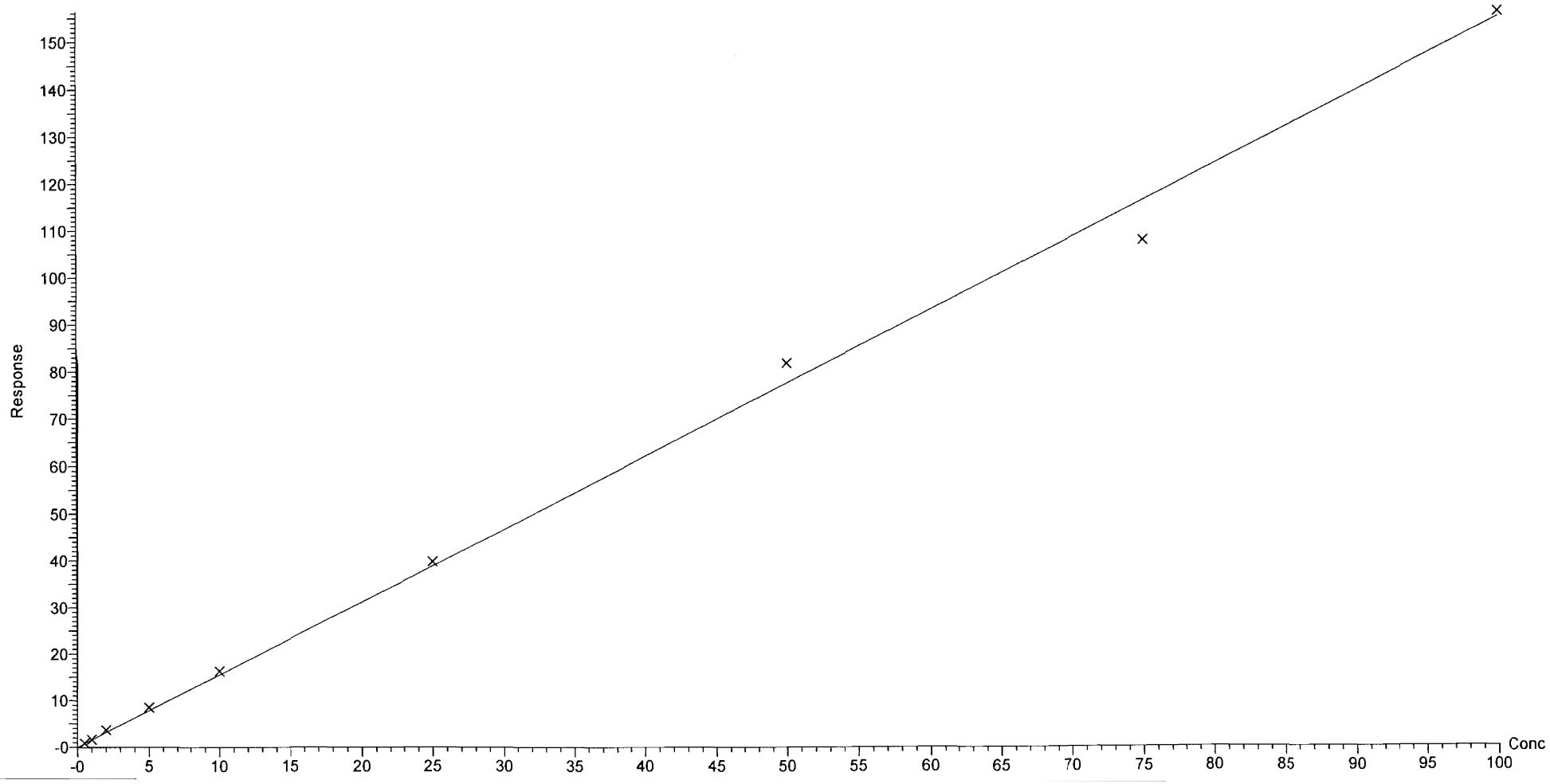

Target1.mx XS - 180129G2-CRV.qld * - [Chromatogram]

File Edit View Display Processing Window Help

PFBS

	#	Name	Type	Std. Conc	RT	Resp	IS Resp	Response	Conc	%Dev	RRF Mean	RRF %RSD	RRF	Primary Flags
1	1	180129G2_2	Standard	0.443	3.01	6.121e1	9.448e3	0.166	0.4	-17.2			0.421	bb
2	2	180129G2_3	Standard	0.885	3.01	1.329e2	9.546e3	0.399	0.8	-11.3			0.451	bb
3	3	180129G2_4	Standard	1.770	3.01	3.185e2	1.014e4	0.901	1.8	-0.3			0.509	bb
4	4	180129G2_5	Standard	4.420	3.00	8.008e2	1.028e4	2.234	4.3	-1.9			0.505	bb
5	5	180129G2_6	Standard	8.850	3.00	1.618e3	9.951e3	4.667	8.9	0.7			0.527	bb
6	6	180129G2_7	Standard	22.100	3.00	4.325e3	1.031e4	12.046	22.0	-0.5			0.548	bd
7	7	180129G2_8	Standard	44.200	3.00	8.133e3	8.887e3	26.325	44.8	1.3			0.596	bb
8	8	180129G2_9	Standard	66.300	3.00	1.286e4	8.943e3	41.271	66.0	-0.5			0.622	bb
9	9	180129G2_10	Standard	88.400	2.99	1.614e4	7.937e3	58.376	87.8	-0.7			0.660	bbX

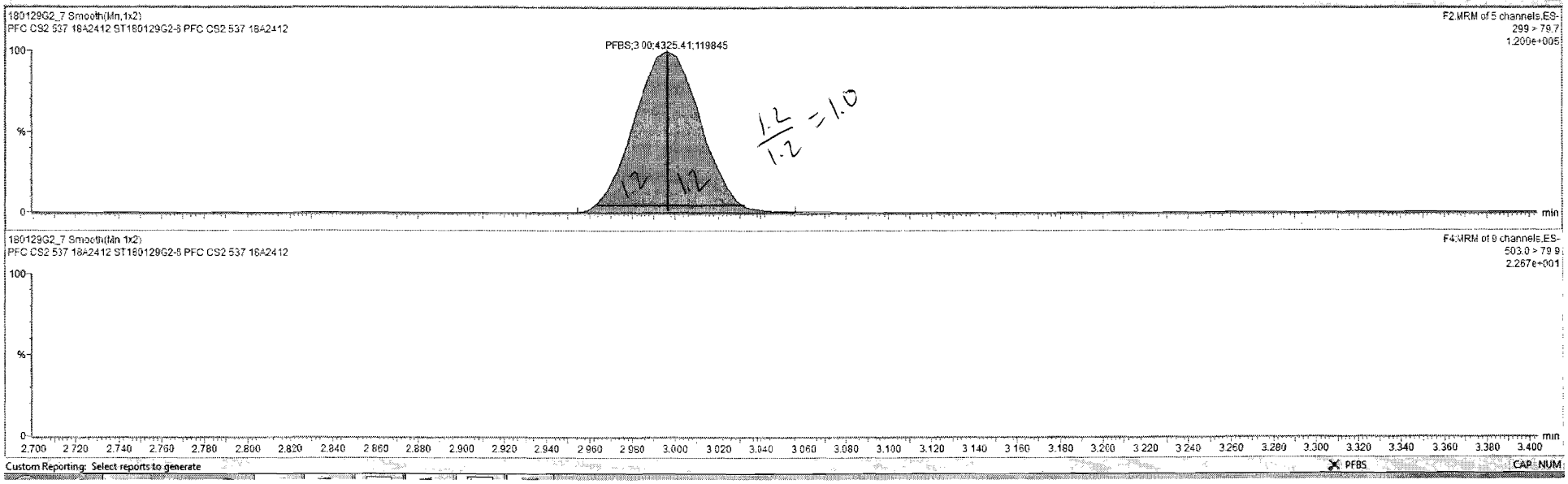

Custom Reporting: Select reports to generate

PFBS

CAP NUM

TargetLynx XS - 180129G2-CRV.qld * - [Chromatogram]

File Edit View Display Processing Window Help

PFHxA

	#	Name	Type	Std. Conc	RT	Resp	IS Resp	Response	Conc.	%Dev	RRF Mean	RRF %RSD	RRF	Primary Flags
1	1	180129G2_2	Standard	0.500	3.39	1.063e2	5.523e3	0.192	0.7	47.1			0.385	bb
2	2	180129G2_3	Standard	1.000	3.39	1.559e2	6.520e3	0.239	0.9	-8.6			0.239	MM
3	3	180129G2_4	Standard	2.000	3.39	3.060e2	5.931e3	0.516	2.0	-1.4			0.258	bb
4	4	180129G2_5	Standard	5.000	3.38	5.783e2	5.914e3	0.978	3.7	-25.3			0.196	bb
5	5	180129G2_6	Standard	10.000	3.37	1.769e3	5.909e3	2.993	11.4	14.4			0.299	bb
6	6	180129G2_7	Standard	25.000	3.37	3.663e3	6.122e3	5.984	22.9	-8.5			0.239	bb
7	7	180129G2_8	Standard	50.000	3.37	7.240e3	5.672e3	12.764	48.8	-2.5			0.255	bb
8	8	180129G2_9	Standard	75.000	3.37	1.161e4	6.392e3	18.161	69.4	-7.5			0.242	bb
9	9	180129G2_10	Standard	100.000	3.37	1.537e4	5.404e3	28.441	108.7	8.7			0.284	bb

180129G2_7 Smooth(Mn,1x2)
PFC CS2 537 18A2412 ST180129G2-6 PFC CS2 537 18A2412

F2:MRM of 5 channels,ES-
313.2 > 268.9
1.156e+005

PFHxA,3.37,3663,15.115513

100
%
0
min

$\frac{1.4}{1.4} = 1.0$

180129G2_7 Smooth(Mn,1x2)
PFC CS2 537 18A2412 ST180129G2-6 PFC CS2 537 18A2412

F4:MRM of 9 channels,ES-
414.9 > 369.7
2.790e+001

100
%
0
min

3.160 3.180 3.200 3.220 3.240 3.260 3.280 3.300 3.320 3.340 3.360 3.380 3.400 3.420 3.440 3.460 3.480 3.500 3.520 3.540 3.560 3.580 3.600 3.620 3.640 3.660

Custom Reporting: Select reports to generate

PFHxA

CAP NUM

Vista Analytical Laboratory

Dataset: U:\Q1.PRO\Results\2018\180129G2\180129G2-12.qld

Last Altered: Tuesday, January 30, 2018 09:46:30 Pacific Standard Time
Printed: Tuesday, January 30, 2018 09:46:56 Pacific Standard Time

Method: U:\Q1.PRO\MethDB\PFAS_DW_L14_1214total.mdb 26 Jan 2018 11:13:56
Calibration: U:\Q1.PRO\CurveDB\C18_537_Q1_01-29-18_L14.cdb 30 Jan 2018 09:36:46

Name: 180129G2_12, Date: 29-Jan-2018, Time: 18:09:32, ID: ICV180129G2-1 PFC ICV 537 18A2416, Description: PFC ICV 537 18A2416

	#	Name	Trace	Area	IS Area	Wt./Vol.	RRF	Pred.RT	RT	y Axis Resp.	Conc.	%Rec
1	1	PFBS	299 > 79.7	1.89e3	8.26e3	1.0000		3.01	2.99	6.58	12.4	124.2
2	2	PFHxA	313.2 > 268.9	1.35e3	6.16e3	1.0000		3.36	3.37	2.19	8.38	83.8
3	3	PFHpA	363 > 318.9	4.69e3	6.16e3	1.0000		3.88	3.89	7.60	9.90	99.0
4	4	PFHxS	398.9 > 79.6	2.60e3	8.26e3	1.0000		4.01	4.01	9.02	12.7	127.4
5	5	PFOA	413 > 368.7	5.18e3	6.16e3	1.0000		4.31	4.31	8.40	9.54	95.4
6	6	PFNA	463 > 418.8	6.85e3	6.16e3	1.0000		4.65	4.65	11.1	9.84	98.4
7	7	PFOS	499 >79.9	3.10e3	8.26e3	1.0000		4.71	4.71	10.8	10.6	106.2
8	8	PFDA	513 > 468.8	5.86e3	6.16e3	1.0000		4.98	4.95	9.52	8.64	86.4
9	9	N-MeFOSAA	570.1 > 419.0	3.13e3	6.77e3	1.0000		5.01	5.07	18.5	9.19	91.9
10	10	N-EtFOSAA	584.2 >419.0	2.17e3	6.77e3	1.0000		5.19	5.20	12.8	9.26	92.6
11	11	PFDoA	612.9 > 318.8	1.03e3	6.16e3	1.0000		5.34	5.43	1.68	10.8	107.9
12	12	PFUnA	563 > 518.9	6.02e3	6.16e3	1.0000		5.14	5.21	9.77	8.89	88.9
13	13	PFTrDA	662.9 > 618.9	9.84e3	6.16e3	1.0000		5.67	5.61	16.0	9.77	97.7
14	14	PFTeDA	712.9 > 668.8	9.33e3	6.16e3	1.0000		5.84	5.78	15.1	9.75	97.5
15	15	13C2-PFHxA	315 > 269.8	2.16e3	6.16e3	1.0000	0.393	3.46	3.37	3.51	8.93	89.3
16	16	13C2-PFDA	515.1 > 469.9	4.90e3	6.16e3	1.0000	0.887	4.91	4.95	7.96	8.97	89.7
17	17	d5-N-EtFOSAA	589.3 > 419.0	6.61e3	6.77e3	1.0000	1.049	5.07	5.20	39.0	37.2	93.1
18	18	13C2-PFOA	414.9 > 369.7	6.16e3	6.16e3	1.0000	1.000	4.31	4.31	10.0	10.0	100.0
19	19	13C4-PFOS	503.0 > 79.9	8.26e3	8.26e3	1.0000	1.000	4.81	4.71	28.7	28.7	100.0
20	20	d3-N-MeFOSAA	573.3 > 419.0	6.77e3	6.77e3	1.0000	1.000	5.16	5.07	40.0	40.0	100.0

70-130

DM 1/30/18

✓ JA 01/30/2018

Vista Analytical Laboratory

Dataset: U:\Q1.PRO\Results\2018\180129G2\180129G2-38.qld

Last Altered: Tuesday, January 30, 2018 09:49:19 Pacific Standard Time
Printed: Tuesday, January 30, 2018 12:57:18 Pacific Standard Time

Method: U:\Q1.PRO\MethDB\PFAS_DW_L14_1214total.mdb 26 Jan 2018 11:13:56
Calibration: U:\Q1.PRO\CurveDB\C18_537_Q1_01-29-18_L14.cdb 30 Jan 2018 09:36:46

Name: 180129G2_38, Date: 29-Jan-2018, Time: 23:31:56, ID: ST180129G2-10 PFC CS2 537 18A2412, Description: PFC CS2 537 18A2412

	#	Name	Trace	Area	IS Area	Wt./Vol.	RRF	Pred.RT	RT	y Axis Resp.	Conc.	%Rec
1	1	PFBS	299 > 79.7	3.68e3	7.42e3	1.0000		3.01	2.99	14.2	25.7	116.3
2	2	PFHxA	313.2 > 268.9	2.91e3	5.97e3	1.0000		3.36	3.37	4.87	18.6	74.4
3	3	PFHpA	363 > 318.9	9.12e3	5.97e3	1.0000		3.87	3.90	15.3	19.9	79.4
4	4	PFHxS	398.9 > 79.6	5.13e3	7.42e3	1.0000		4.01	4.02	19.8	26.9	117.9
5	5	PFOA	413 > 368.7	1.28e4	5.97e3	1.0000		4.31	4.31	21.5	24.4	97.6
6	6	PFNA	463 > 418.8	1.50e4	5.97e3	1.0000		4.65	4.65	25.2	22.3	89.2
7	7	PFOS	499 >79.9	6.91e3	7.42e3	1.0000		4.71	4.71	26.7	25.8	111.7
8	8	PFDA	513 > 468.8	1.38e4	5.97e3	1.0000		4.98	4.95	23.2	21.3	85.1
9	9	N-MeFOSAA	570.1 > 419.0	7.60e3	6.03e3	1.0000		5.01	5.08	50.4	24.9	99.5
10	10	N-EtFOSAA	584.2 >419.0	5.24e3	6.03e3	1.0000		5.19	5.20	34.7	25.1	100.5
11	11	PFDoA	612.9 > 318.8	2.76e3	5.97e3	1.0000		5.34	5.42	4.62	29.2	116.9
12	12	PFUnA	563 > 518.9	1.55e4	5.97e3	1.0000		5.14	5.21	25.9	23.9	95.5
13	13	PFTrDA	662.9 > 618.9	2.42e4	5.97e3	1.0000		5.67	5.61	40.5	24.8	99.3
14	14	PFTeDA	712.9 > 668.8	2.23e4	5.97e3	1.0000		5.84	5.79	37.4	24.1	96.3
15	15	13C2-PFHxA	315 > 269.8	2.28e3	5.97e3	1.0000	0.393	3.45	3.37	3.82	9.73	97.3
16	16	13C2-PFDA	515.1 > 469.9	4.67e3	5.97e3	1.0000	0.887	4.91	4.95	7.81	8.80	88.0
17	17	d5-N-EtFOSAA	589.3 > 419.0	6.48e3	6.03e3	1.0000	1.049	5.07	5.19	42.9	40.9	102.3
18	18	13C2-PFOA	414.9 > 369.7	5.97e3	5.97e3	1.0000	1.000	4.31	4.31	10.0	10.0	100.0
19	19	13C4-PFOS	503.0 > 79.9	7.42e3	7.42e3	1.0000	1.000	4.81	4.71	28.7	28.7	100.0
20	20	d3-N-MeFOSAA	573.3 > 419.0	6.03e3	6.03e3	1.0000	1.000	5.16	5.07	40.0	40.0	100.0

70-130

AR 1/30/18

JA 01/30/2018

Vista Analytical Laboratory

EPA METHOD 537 MODIFIED

Dataset: Untitled

Last Altered: Tuesday, January 30, 2018 10:51:19 Pacific Standard Time
Printed: Tuesday, January 30, 2018 10:52:40 Pacific Standard Time

Method: F:\Projects\PFAS.PRO\MethDB\PFAS_FULL_80C_012518.mdb 26 Jan 2018 09:01:53
Calibration: F:\Projects\PFAS.PRO\CurveDB\C18_VAL-PFAS_Q4_01-29-18-FULL.cdb 30 Jan 2018 08:15:32

Compound name: PFBA

	Name	ID	Acq.Date	Acq.Time
1	180129M1_1	IPA	29-Jan-18	10:16:04
2	180129M1_2	ST180129M1-1 PFC CS-2 18A1904	29-Jan-18	10:27:35
3	180129M1_3	ST180129M1-2 PFC CS-1 18A1905	29-Jan-18	10:39:02
4	180129M1_4	ST180129M1-3 PFC CS0 18A1906	29-Jan-18	10:50:31
5	180129M1_5	ST180129M1-4 PFC CS1 18A1907	29-Jan-18	11:02:00
6	180129M1_6	ST180129M1-5 PFC CS2 18A1908	29-Jan-18	11:13:30
7	180129M1_7	ST180129M1-6 PFC CS3 18A1909	29-Jan-18	11:24:59
8	180129M1_8	ST180129M1-7 PFC CS4 18A1910	29-Jan-18	11:36:29
9	180129M1_9	ST180129M1-8 PFC CS5 18A1911	29-Jan-18	11:47:59
10	180129M1_10	ST180129M1-9 PFC CS6 18A2403	29-Jan-18	11:59:26
11	180129M1_11	ST180129M1-10 PFC CS7 18A2404	29-Jan-18	12:10:56
12	180129M1_12	IPA	29-Jan-18	12:22:23
13	180129M1_13	ICV180129M1-1 PFC ICV 18A1903	29-Jan-18	12:33:53
14	180129M1_14	IPA	29-Jan-18	12:45:23
15	180129M1_15	B8A0103-BS1 OPR 0.25	29-Jan-18	12:56:54
16	180129M1_16	IPA	29-Jan-18	13:08:19
17	180129M1_17	B8A0103-BLK1 Method Blank 0.25	29-Jan-18	13:19:46
18	180129M1_18	1800092-01 WT1801101415AB 0.25828	29-Jan-18	13:31:15
19	180129M1_19	1800092-02 WT1801101430AB 0.25737	29-Jan-18	13:42:44
20	180129M1_20	1800092-03 WR1801101500AB 0.256	29-Jan-18	13:54:15
21	180129M1_21	1800092-04 WT1801101440AB 0.25087	29-Jan-18	14:05:41
22	180129M1_22	1800092-05 WR1801101525AB 0.25614	29-Jan-18	14:17:11
23	180129M1_23	1800092-06 WT1801101545AB 0.25622	29-Jan-18	14:28:41
24	180129M1_24	1800092-07 WT1801101605AB 0.2499	29-Jan-18	14:40:11
25	180129M1_25	1800092-08 WT1801101620AB 0.25498	29-Jan-18	14:51:41
26	180129M1_26	1800092-09 WT1801101635AB 0.25384	29-Jan-18	15:03:11
27	180129M1_27	1800092-10 WT1801110810AB 0.25852	29-Jan-18	15:14:40
28	180129M1_28	IPA	29-Jan-18	15:26:09
29	180129M1_29	ST180129M1-11 PFC CS3 18A1909	29-Jan-18	15:37:39
30	180129M1_30	IPA	29-Jan-18	15:49:08
31	180129M1_31	1800092-11 WT1801110820AB 0.25871	29-Jan-18	16:00:38

Dataset: Untitled

Last Altered: Tuesday, January 30, 2018 10:51:19 Pacific Standard Time
Printed: Tuesday, January 30, 2018 10:52:40 Pacific Standard Time

Compound name: PFBA

	Name	ID	Acq.Date	Acq.Time
32	180129M1_32	1800092-12 WT1801110830AB 0.25794	29-Jan-18	16:12:08
33	180129M1_33	1800092-13 WR1801110905AB 0.24937	29-Jan-18	16:23:36
34	180129M1_34	1800092-14 WT1801110925AB 0.2499	29-Jan-18	16:35:05
35	180129M1_35	1800092-15 WT1801110930AB 0.24861	29-Jan-18	16:46:34
36	180129M1_36	1800092-16 FB1801110935AB 0.24833	29-Jan-18	16:58:04
37	180129M1_37	1800092-17 WR1801110955AB 0.25343	29-Jan-18	17:09:32
38	180129M1_38	1800092-18 WT1801111030AB 0.25343	29-Jan-18	17:21:01
39	180129M1_39	1800092-19 WT1801111055AB 0.25311	29-Jan-18	17:32:30
40	180129M1_40	1800092-20 WR1801111105AB 0.25268	29-Jan-18	17:44:00
41	180129M1_41	IPA	29-Jan-18	17:55:29
42	180129M1_42	ST180129M1-12 PFC CS3 18A1909	29-Jan-18	18:07:00
43	180129M1_43	IPA	29-Jan-18	18:18:29
44	180129M1_44	B8A0163-BS1 OPR 0.25	29-Jan-18	18:30:02
45	180129M1_45	B8A0163-BLK1 Method Blank 0.25	29-Jan-18	18:41:26
46	180129M1_46	B8A0163-MS1 Matrix Spike 0.11727	29-Jan-18	18:52:53
47	180129M1_47	B8A0163-MSD1 Matrix Spike Dup 0.11919	29-Jan-18	19:04:22
48	180129M1_48	1800153-11RE1 FT-FRB02-20180117 0.22638	29-Jan-18	19:15:52
49	180129M1_49	1800184-01 REEPDW129FRB 0.11583	29-Jan-18	19:27:21
50	180129M1_50	1800184-02 REEPDW130FRB 0.11966	29-Jan-18	19:38:51
51	180129M1_51	1800184-03 REEPDW131FRB 0.11947	29-Jan-18	19:50:20
52	180129M1_52	1800188-01 REEPDW132FRB 0.11996	29-Jan-18	20:01:42
53	180129M1_53	1800188-02 REEPDW133FRB 0.11579	29-Jan-18	20:13:09
54	180129M1_54	1800188-03 REEPDW134FRB 0.11795	29-Jan-18	20:24:39
55	180129M1_55	1800204-01 REEPDW135 0.12126	29-Jan-18	20:36:09
56	180129M1_56	1800204-02 REEPDW136 0.1177	29-Jan-18	20:47:38
57	180129M1_57	1800204-03 REEPDW137 0.11904	29-Jan-18	20:59:07
58	180129M1_58	1800204-04 REEPDW138 0.11522	29-Jan-18	21:10:36
59	180129M1_59	1800204-05 REEPDW139 0.12116	29-Jan-18	21:22:06
60	180129M1_60	1800204-06 REEPDW140 0.11819	29-Jan-18	21:33:35
61	180129M1_61	1800204-07 REEPDW513 0.11719	29-Jan-18	21:45:05
62	180129M1_62	IPA	29-Jan-18	21:56:35
63	180129M1_63	ST180129M1-13 PFC CS0 18A1906	29-Jan-18	22:08:01
64	180129M1_64	IPA	29-Jan-18	22:19:28
65	180129M1_65	1800206-01 REEPDW135FRB 0.11858	29-Jan-18	22:30:57

Dataset: Untitled

Last Altered: Tuesday, January 30, 2018 10:51:19 Pacific Standard Time
Printed: Tuesday, January 30, 2018 10:52:40 Pacific Standard Time

Compound name: PFBA

	Name	ID	Acq.Date	Acq.Time
66	180129M1_66	1800206-02 REEPDW136FRB 0.1192	29-Jan-18	22:42:22
67	180129M1_67	1800206-03 REEPDW137FRB 0.11978	29-Jan-18	22:53:49
68	180129M1_68	1800206-04 REEPDW138FRB 0.11956	29-Jan-18	23:05:16
69	180129M1_69	1800206-05 REEPDW139FRB 0.12003	29-Jan-18	23:16:42
70	180129M1_70	1800206-06 REEPDW140FRB 0.11974	29-Jan-18	23:28:09
71	180129M1_71	B8A0115-BS1 OPR 0.25	29-Jan-18	23:39:38
72	180129M1_72	B8A0115-BLK1 Method Blank 0.25	29-Jan-18	23:51:05
73	180129M1_73	B8A0115-MS1@10X Matrix Spike 0.25673	30-Jan-18	00:02:35
74	180129M1_74	B8A0115-MSD1@10X Matrix Spike Dup 0.25042	30-Jan-18	00:14:01
75	180129M1_75	1800121-01 SB01-20180115 0.28035	30-Jan-18	00:25:28
76	180129M1_76	1800121-02 EB01-20180115 0.25066	30-Jan-18	00:36:55
77	180129M1_77	1800121-03 IRSite5-GW-05W07-20180115 0.2...	30-Jan-18	00:48:22
78	180129M1_78	1800121-04@10X IRSite5-GW-05W06-201801...	30-Jan-18	00:59:53
79	180129M1_79	1800121-05 IRSite5-GW-05W08-20180115 0.2...	30-Jan-18	01:11:23
80	180129M1_80	1800121-06 IRSite5-GW-05W01-20180115 0.2...	30-Jan-18	01:22:50
81	180129M1_81	1800121-07@10X IRSite5-GW-05W03-201801...	30-Jan-18	01:34:19
82	180129M1_82	1800121-08@10 UXOSite14-GW-DPW79A-201...	30-Jan-18	01:45:46
83	180129M1_83	1800121-09 UXOSite14-GW-DPW78A-2018011...	30-Jan-18	01:57:16
84	180129M1_84	1800121-10@10 UXOSite14-GW-DPW77A-201...	30-Jan-18	02:08:46
85	180129M1_85	1800121-11@10X IRSite1-GW-01W48A -20180...	30-Jan-18	02:20:12
86	180129M1_86	IPA	30-Jan-18	02:31:42
87	180129M1_87	ST180129M1-14 PFC CS3 18A1909	30-Jan-18	02:43:12
88	180129M1_88	IPA	30-Jan-18	02:54:41
89	180129M1_89	1800121-12@10X IRSite1-GW-01W49A- 20180...	30-Jan-18	03:06:11
90	180129M1_90	1800121-13@10X IRSite1-GW-01W13A- 20180...	30-Jan-18	03:17:40
91	180129M1_91	1800121-14@10X DUP01-20180115 0.26578	30-Jan-18	03:29:09
92	180129M1_92	1800132-14 PITTS-EB-011118-1400 0.12081	30-Jan-18	03:40:38
93	180129M1_93	B8A0121-BS1 OPR 0.25	30-Jan-18	03:52:08
94	180129M1_94	B8A0121-BLK1 Method Blank 0.25	30-Jan-18	04:03:37
95	180129M1_95	1800135-01 WR1801160935CKA 0.25655	30-Jan-18	04:15:07
96	180129M1_96	1800135-02 WIRR1801161015CKA 0.25732	30-Jan-18	04:26:37
97	180129M1_97	1800135-03 FBIRR1801161015CKA 0.25954	30-Jan-18	04:38:04
98	180129M1_98	1800138-01 GW1216180115RAP 0.25133	30-Jan-18	04:49:30
99	180129M1_99	1800138-02 GW2226180115RAP 0.25969	30-Jan-18	05:00:57

Vista Analytical Laboratory

Dataset: Untitled

Last Altered: Tuesday, January 30, 2018 10:51:19 Pacific Standard Time
Printed: Tuesday, January 30, 2018 10:52:40 Pacific Standard Time

Compound name: PFBA

	Name	ID	Acq.Date	Acq.Time
100	180129M1_100	1800138-03 GW3236180115RAP 0.26041	30-Jan-18	05:12:26
101	180129M1_101	1800138-04 GW4246180116RAP 0.25265	30-Jan-18	05:23:53
102	180129M1_102	IPA	30-Jan-18	05:35:22
103	180129M1_103	ST180129M1-15 PFC CS3 18A1909	30-Jan-18	05:46:51
104	180129M1_104	IPA	30-Jan-18	05:58:22
105	180129M1_105	1800138-05 GW1418180116RAP 0.25524	30-Jan-18	06:09:48
106	180129M1_106	1800138-06 GW2428180117RAP 0.25562	30-Jan-18	06:21:18
107	180129M1_107	1800138-07 GW3438180117RAP 0.25554	30-Jan-18	06:32:47
108	180129M1_108	1800138-08 GW4347180117RAP 0.25876	30-Jan-18	06:44:13
109	180129M1_109	1800138-09 GW5458180118RAP 0.25739	30-Jan-18	06:55:43
110	180129M1_110	B8A0073-BS1 OPR 0.25	30-Jan-18	07:07:13
111	180129M1_111	B8A0073-BLK1 Method Blank 0.25	30-Jan-18	07:18:43
112	180129M1_112	1800050-01 MTBE_7248 0.26646	30-Jan-18	07:30:09
113	180129M1_113	1800050-02 MTBE_7249 0.25952	30-Jan-18	07:41:39
114	180129M1_114	1800050-03 MTBE_7250 0.26018	30-Jan-18	07:53:09
115	180129M1_115	1800051-01 MTBE_9019 0.25962	30-Jan-18	08:04:38
116	180129M1_116	1800052-01 MTBE_7251 0.25582	30-Jan-18	08:16:08
117	180129M1_117	1800053-01 S86637.01 0.11791	30-Jan-18	08:27:37
118	180129M1_118	1800054-01 WR1801081300JLB 0.26088	30-Jan-18	08:39:07
119	180129M1_119	1800054-02 WR1801081330JLB 0.26103	30-Jan-18	08:50:37
120	180129M1_120	IPA	30-Jan-18	09:02:07
121	180129M1_121	ST180129M1-16 PFC CS3 18A1909	30-Jan-18	09:13:37
122	180129M1_122	IPA	30-Jan-18	09:25:05

Vista Analytical Laboratory

Dataset: F:\Projects\PFAS.PRO\Results\180129M1\180129M1-CRV.qld

Last Altered: Tuesday, January 30, 2018 08:15:32 Pacific Standard Time
Printed: Tuesday, January 30, 2018 08:17:12 Pacific Standard Time

AC 1/30/18

JAP. 01/30/2018

Method: F:\Projects\PFAS.PRO\MethDB\PFAS_FULL_80C_012518.mdb 26 Jan 2018 09:01:53
Calibration: F:\Projects\PFAS.PRO\CurveDB\C18_VAL-PFAS_Q4_01-29-18-FULL.cdb 30 Jan 2018 08:15:32

Compound name: PFBA
Correlation coefficient: r = 0.999310, r^2 = 0.998620
Calibration curve: 1.19182 * x + -0.064043
Response type: Internal Std (Ref 31), Area * (IS Conc. / IS Area)
Curve type: Linear, Origin: Include, Weighting: 1/x, Axis trans: None

	# Name	Type	Std. Conc	RT	Area	IS Area	Response	Conc.	%Dev	Conc. Flag	CoD	CoD Flag	x=excluded
1	1 180129M1_2	Standard	0.250	1.36	180.367	11100.070	0.203	0.2	-10.3	NO	0.999	NO	MM
2	2 180129M1_3	Standard	0.500	1.36	453.480	11401.109	0.497	0.5	-5.8	NO	0.999	NO	bb
3	3 180129M1_4	Standard	1.000	1.36	1060.629	12152.134	1.091	1.0	-3.1	NO	0.999	NO	bb
4	4 180129M1_5	Standard	2.000	1.36	1841.636	10614.716	2.169	1.9	-6.3	NO	0.999	NO	bb
5	5 180129M1_6	Standard	5.000	1.36	4927.137	10949.314	5.625	4.8	-4.5	NO	0.999	NO	MM
6	6 180129M1_7	Standard	10.000	1.36	11439.994	11591.552	12.337	10.4	4.0	NO	0.999	NO	bb
7	7 180129M1_8	Standard	50.000	1.36	51926.980	10704.742	60.635	50.9	1.9	NO	0.999	NO	bb
8	8 180129M1_9	Standard	100.000	1.36	103473.250	10839.747	119.322	100.2	0.2	NO	0.999	NO	bb
9	9 180129M1_10	Standard	250.000	1.36	201651.859	8021.704	314.229	263.7	5.5	NO	0.999	NO	bb
10	10 180129M1_11	Standard	500.000	1.37	424113.438	9168.310	578.233	485.2	-3.0	NO	0.999	NO	bb

Compound name: PFPeA
Correlation coefficient: r = 0.999115, r^2 = 0.998230
Calibration curve: 0.971385 * x + 0.0766429
Response type: Internal Std (Ref 32), Area * (IS Conc. / IS Area)
Curve type: Linear, Origin: Exclude, Weighting: 1/x, Axis trans: None

	# Name	Type	Std. Conc	RT	Area	IS Area	Response	Conc.	%Dev	Conc. Flag	CoD	CoD Flag	x=excluded
1	1 180129M1_2	Standard	0.250	2.30	317.988	14081.051	0.282	0.2	-15.3	NO	0.998	NO	bb
2	2 180129M1_3	Standard	0.500	2.31	557.622	13531.105	0.515	0.5	-9.7	NO	0.998	NO	bb
3	3 180129M1_4	Standard	1.000	2.31	1161.554	14431.922	1.006	1.0	-4.3	NO	0.998	NO	bb
4	4 180129M1_5	Standard	2.000	2.31	2153.663	12771.471	2.108	2.1	4.6	NO	0.998	NO	bb
5	5 180129M1_6	Standard	5.000	2.31	5548.947	13183.966	5.261	5.3	6.7	NO	0.998	NO	bb
6	6 180129M1_7	Standard	10.000	2.31	11625.424	14144.209	10.274	10.5	5.0	NO	0.998	NO	bb
7	7 180129M1_8	Standard	50.000	2.31	53004.152	12821.741	51.674	53.1	6.2	NO	0.998	NO	bb
8	8 180129M1_9	Standard	100.000	2.31	101453.273	12028.120	105.433	108.5	8.5	NO	0.998	NO	bb
9	9 180129M1_10	Standard	250.000	2.31	198930.609	10062.349	247.122	254.3	1.7	NO	0.998	NO	bb

Dataset: F:\Projects\PFAS.PRO\Results\180129M1\180129M1-CRV.qld

Last Altered: Tuesday, January 30, 2018 08:15:32 Pacific Standard Time
Printed: Tuesday, January 30, 2018 08:17:12 Pacific Standard Time

Compound name: PFPeA

	#	Name	Type	Std. Conc	RT	Area	IS Area	Response	Conc.	%Dev	Conc. Flag	CoD	CoD Flag	x=excluded
10	10	180129M1_11	Standard	500.000	2.32	385559.469	10264.075	469.550	483.3	-3.3	NO	0.998	NO	bb

Compound name: PFBS
Coefficient of Determination: R^2 = 0.999457
Calibration curve: -0.000360578 * x^2 + 1.84707 * x + 0.0547607
Response type: Internal Std (Ref 33), Area * (IS Conc. / IS Area)
Curve type: 2nd Order, Origin: Exclude, Weighting: 1/x, Axis trans: None

	#	Name	Type	Std. Conc	RT	Area	IS Area	Response	Conc.	%Dev	Conc. Flag	CoD	CoD Flag	x=excluded
1	1	180129M1_2	Standard	0.250	2.58	65.013	1679.934	0.484	0.2	-7.1	NO	0.999	NO	bb
2	2	180129M1_3	Standard	0.500	2.59	120.929	1718.877	0.879	0.4	-10.7	NO	0.999	NO	bb
3	3	180129M1_4	Standard	1.000	2.58	291.458	1823.196	1.998	1.1	5.2	NO	0.999	NO	bb
4	4	180129M1_5	Standard	2.000	2.59	504.443	1557.626	4.048	2.2	8.1	NO	0.999	NO	bb
5	5	180129M1_6	Standard	5.000	2.59	1197.614	1485.174	10.080	5.4	8.7	NO	0.999	NO	bb
6	6	180129M1_7	Standard	10.000	2.59	2443.128	1801.872	16.949	9.2	-8.4	NO	0.999	NO	bb
7	7	180129M1_8	Standard	50.000	2.59	12276.598	1569.533	97.773	53.5	6.9	NO	0.999	NO	bb
8	8	180129M1_9	Standard	100.000	2.59	21745.057	1530.669	177.578	98.0	-2.0	NO	0.999	NO	bb
9	9	180129M1_10	Standard	250.000	2.59	42957.059	1235.414	434.642	247.2	-1.1	NO	0.999	NO	bb
10	10	180129M1_11	Standard	500.000	2.59	82973.180	1240.808	835.879	501.6	0.3	NO	0.999	NO	bb

Compound name: PFHxA
Correlation coefficient: r = 0.999513, r^2 = 0.999027
Calibration curve: 1.48726 * x + 0.128235
Response type: Internal Std (Ref 34), Area * (IS Conc. / IS Area)
Curve type: Linear, Origin: Exclude, Weighting: 1/x, Axis trans: None

	#	Name	Type	Std. Conc	RT	Area	IS Area	Response	Conc.	%Dev	Conc. Flag	CoD	CoD Flag	x=excluded
1	1	180129M1_2	Standard	0.250	3.08	388.311	4364.197	0.445	0.2	-14.8	NO	0.999	NO	bb
2	2	180129M1_3	Standard	0.500	3.08	733.384	4691.589	0.782	0.4	-12.1	NO	0.999	NO	bb
3	3	180129M1_4	Standard	1.000	3.08	1579.903	4804.249	1.644	1.0	1.9	NO	0.999	NO	bb
4	4	180129M1_5	Standard	2.000	3.09	2780.296	3773.439	3.684	2.4	19.5	NO	0.999	NO	bb
5	5	180129M1_6	Standard	5.000	3.08	7036.263	4685.550	7.508	5.0	-0.8	NO	0.999	NO	bb
6	6	180129M1_7	Standard	10.000	3.08	13789.826	4586.423	15.033	10.0	0.2	NO	0.999	NO	bb
7	7	180129M1_8	Standard	50.000	3.09	61957.004	4155.766	74.543	50.0	0.1	NO	0.999	NO	bb

Dataset: F:\Projects\PFAS.PRO\Results\180129M1\180129M1-CRV.qld

Last Altered: Tuesday, January 30, 2018 08:15:32 Pacific Standard Time
Printed: Tuesday, January 30, 2018 08:17:12 Pacific Standard Time

Compound name: PFHxA

	#	Name	Type	Std. Conc	RT	Area	IS Area	Response	Conc.	%Dev	Conc. Flag	CoD	CoD Flag	x=excluded
8	8	180129M1_9	Standard	100.000	3.09	135468.813	4287.350	157.987	106.1	6.1	NO	0.999	NO	bb
9	9	180129M1_10	Standard	250.000	3.09	234971.078	3089.721	380.246	255.6	2.2	NO	0.999	NO	bb
10	10	180129M1_11	Standard	500.000	3.09	490440.063	3378.495	725.826	487.9	-2.4	NO	0.999	NO	bb

Compound name: PFHpA
Correlation coefficient: r = 0.999030, r^2 = 0.998062
Calibration curve: 1.23892 * x + 0.135819
Response type: Internal Std (Ref 35), Area * (IS Conc. / IS Area)
Curve type: Linear, Origin: Exclude, Weighting: 1/x, Axis trans: None

	#	Name	Type	Std. Conc	RT	Area	IS Area	Response	Conc.	%Dev	Conc. Flag	CoD	CoD Flag	x=excluded
1	1	180129M1_2	Standard	0.250	3.69	340.032	11466.683	0.371	0.2	-24.2	NO	0.998	NO	MM
2	2	180129M1_3	Standard	0.500	3.70	637.898	11153.262	0.715	0.5	-6.5	NO	0.998	NO	bb
3	3	180129M1_4	Standard	1.000	3.70	1332.791	11503.447	1.448	1.1	5.9	NO	0.998	NO	bb
4	4	180129M1_5	Standard	2.000	3.71	2254.301	10756.314	2.620	2.0	0.2	NO	0.998	NO	bb
5	5	180129M1_6	Standard	5.000	3.70	5827.607	10827.786	6.728	5.3	6.4	NO	0.998	NO	bb
6	6	180129M1_7	Standard	10.000	3.70	11926.381	11265.295	13.234	10.6	5.7	NO	0.998	NO	bb
7	7	180129M1_8	Standard	50.000	3.70	47748.465	9011.514	66.233	53.4	6.7	NO	0.998	NO	bb
8	8	180129M1_9	Standard	100.000	3.70	109824.711	10028.405	136.892	110.4	10.4	NO	0.998	NO	bb
9	9	180129M1_10	Standard	250.000	3.70	186541.625	7803.760	298.801	241.1	-3.6	NO	0.998	NO	bb
10	10	180129M1_11	Standard	500.000	3.70	397746.250	8116.285	612.574	494.3	-1.1	NO	0.998	NO	bb

Compound name: L-PFHxS
Coefficient of Determination: R^2 = 0.996768
Calibration curve: -0.000450135 * x^2 + 1.79203 * x + -0.0391188
Response type: Internal Std (Ref 36), Area * (IS Conc. / IS Area)
Curve type: 2nd Order, Origin: Exclude, Weighting: 1/x, Axis trans: None

	#	Name	Type	Std. Conc	RT	Area	IS Area	Response	Conc.	%Dev	Conc. Flag	CoD	CoD Flag	x=excluded
1	1	180129M1_2	Standard	0.250	3.84	47.515	1372.264	0.433	0.3	5.3	NO	0.997	NO	MM
2	2	180129M1_3	Standard	0.500	3.85	59.717	1174.198	0.636	0.4	-24.7	NO	0.997	NO	MM
3	3	180129M1_4	Standard	1.000	3.85	186.708	1443.661	1.617	0.9	-7.6	NO	0.997	NO	MM
4	4	180129M1_5	Standard	2.000	3.85	300.873	1125.277	3.342	1.9	-5.6	NO	0.997	NO	MM
5	5	180129M1_6	Standard	5.000	3.85	890.471	1121.448	9.925	5.6	11.4	NO	0.997	NO	MM

Dataset: F:\Projects\PFAS.PRO\Results\180129M1\180129M1-CRV.qld

Last Altered: Tuesday, January 30, 2018 08:15:32 Pacific Standard Time
Printed: Tuesday, January 30, 2018 08:17:12 Pacific Standard Time

Compound name: L-PFHxS

	#	Name	Type	Std. Conc	RT	Area	IS Area	Response	Conc.	%Dev	Conc. Flag	CoD	CoD Flag	x=excluded
6	6	180129M1_7	Standard	10.000	3.85	2102.786	1254.147	20.958	11.8	17.5	NO	0.997	NO	MM
7	7	180129M1_8	Standard	50.000	3.85	8888.512	1235.851	89.903	50.8	1.7	NO	0.997	NO	MM
8	8	180129M1_9	Standard	100.000	3.85	17387.387	1151.609	188.729	108.3	8.3	NO	0.997	NO	MM
9	9	180129M1_10	Standard	250.000	3.85	30976.555	998.917	387.627	229.6	-8.2	NO	0.997	NO	MM
10	10	180129M1_11	Standard	500.000	3.85	60047.098	942.338	796.518	509.8	2.0	NO	0.997	NO	MM

Compound name: 6:2 FTS
Coefficient of Determination: R^2 = 0.991818
Calibration curve: -4.4734e-005 * x^2 + 0.229509 * x + -0.00838563
Response type: Internal Std (Ref 38), Area * (IS Conc. / IS Area)
Curve type: 2nd Order, Origin: Include, Weighting: 1/x, Axis trans: None

	#	Name	Type	Std. Conc	RT	Area	IS Area	Response	Conc.	%Dev	Conc. Flag	CoD	CoD Flag	x=excluded
1	1	180129M1_2	Standard	0.250	4.16	76.955	19246.498	0.050	0.3	1.7	NO	0.992	NO	bb
2	2	180129M1_3	Standard	0.500	4.16	138.983	18177.396	0.096	0.5	-9.4	NO	0.992	NO	MM
3	3	180129M1_4	Standard	1.000	4.16	339.053	16321.146	0.260	1.2	16.8	NO	0.992	NO	MM
4	4	180129M1_5	Standard	2.000	4.16	622.577	17256.340	0.451	2.0	0.1	NO	0.992	NO	bb
5	5	180129M1_6	Standard	5.000	4.16	1497.413	17429.078	1.074	4.7	-5.6	NO	0.992	NO	MM
6	6	180129M1_7	Standard	10.000	4.16	2319.469	18169.516	1.596	7.0	-30.0	~~YES~~ NO	0.992	NO	MM
7	7	180129M1_8	Standard	50.000	4.16	14906.673	13839.815	13.464	59.4	18.8	NO	0.992	NO	MM
8	8	180129M1_9	Standard	100.000	4.17	27663.301	16593.801	20.839	92.5	-7.5	NO	0.992	NO	bb
9	9	180129M1_10	Standard	250.000	4.17	56225.125	12815.104	54.843	251.3	0.5	NO	0.992	NO	bb
10	10	180129M1_11	Standard	500.000	4.16	95279.219	13656.374	87.211	413.3	-17.3	NO	0.992	NO	bbX

AC 1/30/18

Dataset: F:\Projects\PFAS.PRO\Results\180129M1\180129M1-CRV.qld

Last Altered: Tuesday, January 30, 2018 08:15:32 Pacific Standard Time
Printed: Tuesday, January 30, 2018 08:17:12 Pacific Standard Time

Compound name: L-PFOA
Coefficient of Determination: R^2 = 0.998167
Calibration curve: -0.000217563 * x^2 + 0.986693 * x + 0.0907899
Response type: Internal Std (Ref 38), Area * (IS Conc. / IS Area)
Curve type: 2nd Order, Origin: Exclude, Weighting: 1/x, Axis trans: None

	#	Name	Type	Std. Conc	RT	Area	IS Area	Response	Conc.	%Dev	Conc. Flag	CoD	CoD Flag	x=excluded
1	1	180129M1_2	Standard	0.250	4.21	549.109	19246.498	0.357	0.3	7.8	NO	0.998	NO	bb
2	2	180129M1_3	Standard	0.500	4.21	705.869	18177.396	0.485	0.4	-20.0	NO	0.998	NO	bb
3	3	180129M1_4	Standard	1.000	4.22	1475.978	16321.146	1.130	1.1	5.4	NO	0.998	NO	db
4	4	180129M1_5	Standard	2.000	4.22	2883.057	17256.340	2.088	2.0	1.3	NO	0.998	NO	bb
5	5	180129M1_6	Standard	5.000	4.22	6808.732	17429.078	4.883	4.9	-2.8	NO	0.998	NO	bb
6	6	180129M1_7	Standard	10.000	4.22	14695.167	18169.516	10.110	10.2	1.8	NO	0.998	NO	bb
7	7	180129M1_8	Standard	50.000	4.22	61541.082	13839.815	55.583	57.0	13.9	NO	0.998	NO	bb
8	8	180129M1_9	Standard	100.000	4.22	119475.430	16593.801	90.000	93.0	-7.0	NO	0.998	NO	bb
9	9	180129M1_10	Standard	250.000	4.22	237406.484	12815.104	231.569	248.2	-0.7	NO	0.998	NO	bb
10	10	180129M1_11	Standard	500.000	4.22	481239.750	13656.374	440.490	501.9	0.4	NO	0.998	NO	bb

Compound name: PFHpS
Coefficient of Determination: R^2 = 0.997810
Calibration curve: -0.000475715 * x^2 + 1.11301 * x + -0.0478912
Response type: Internal Std (Ref 41), Area * (IS Conc. / IS Area)
Curve type: 2nd Order, Origin: Exclude, Weighting: 1/x, Axis trans: None

	#	Name	Type	Std. Conc	RT	Area	IS Area	Response	Conc.	%Dev	Conc. Flag	CoD	CoD Flag	x=excluded
1	1	180129M1_2	Standard	0.250	4.32	70.622	3516.005	0.251	0.3	7.5	NO	0.998	NO	bb
2	2	180129M1_3	Standard	0.500	4.33	118.904	3265.587	0.455	0.5	-9.6	NO	0.998	NO	bb
3	3	180129M1_4	Standard	1.000	4.33	265.104	3902.681	0.849	0.8	-19.4	NO	0.998	NO	bb
4	4	180129M1_5	Standard	2.000	4.33	589.494	2979.732	2.473	2.3	13.4	NO	0.998	NO	bb
5	5	180129M1_6	Standard	5.000	4.33	1250.072	3218.584	4.855	4.4	-11.7	NO	0.998	NO	bb
6	6	180129M1_7	Standard	10.000	4.33	3323.624	3040.877	13.662	12.4	23.8	NO	0.998	NO	bb
7	7	180129M1_8	Standard	50.000	4.33	14558.420	3458.132	52.624	48.3	-3.4	NO	0.998	NO	bb
8	8	180129M1_9	Standard	100.000	4.33	28537.531	3376.034	105.662	99.2	-0.8	NO	0.998	NO	bb
9	9	180129M1_10	Standard	250.000	4.33	53873.254	2703.704	249.072	250.7	0.3	NO	0.998	NO	bb
10	10	180129M1_11	Standard	500.000	4.33	97200.141	2109.852	575.871	772.5	54.5	YES	0.998	NO	bbX

Dataset: F:\Projects\PFAS.PRO\Results\180129M1\180129M1-CRV.qld

Last Altered: Tuesday, January 30, 2018 08:15:32 Pacific Standard Time
Printed: Tuesday, January 30, 2018 08:17:12 Pacific Standard Time

Compound name: PFNA
Coefficient of Determination: R^2 = 0.999833
Calibration curve: 0.000225764 * x^2 + 1.32666 * x + -0.0242113
Response type: Internal Std (Ref 39), Area * (IS Conc. / IS Area)
Curve type: 2nd Order, Origin: Exclude, Weighting: 1/x, Axis trans: None

	#	Name	Type	Std. Conc	RT	Area	IS Area	Response	Conc.	%Dev	Conc. Flag	CoD	CoD Flag	x=excluded
1	1	180129M1_2	Standard	0.250	4.65	370.084	15011.859	0.308	0.3	0.2	NO	1.000	NO	bb
2	2	180129M1_3	Standard	0.500	4.64	651.925	12907.597	0.631	0.5	-1.2	NO	1.000	NO	bb
3	3	180129M1_4	Standard	1.000	4.65	1515.721	15144.343	1.251	1.0	-3.9	NO	1.000	NO	bb
4	4	180129M1_5	Standard	2.000	4.65	2973.034	12999.128	2.859	2.2	8.6	NO	1.000	NO	bb
5	5	180129M1_6	Standard	5.000	4.65	7382.774	14216.254	6.491	4.9	-1.9	NO	1.000	NO	bb
6	6	180129M1_7	Standard	10.000	4.65	13784.558	13322.089	12.934	9.8	-2.5	NO	1.000	NO	bb
7	7	180129M1_8	Standard	50.000	4.65	71576.992	13280.420	67.371	50.4	0.7	NO	1.000	NO	bb
8	8	180129M1_9	Standard	100.000	4.65	142867.047	13259.321	134.685	99.8	-0.2	NO	1.000	NO	bb
9	9	180129M1_10	Standard	250.000	4.65	212663.719	10678.512	248.939	182.0	-27.2	NO	1.000	NO	bbX
10	10	180129M1_11	Standard	500.000	4.65	495748.469	10286.269	602.440	423.6	-15.3	NO	1.000	NO	bbX

Compound name: PFOSA
Correlation coefficient: r = 0.999710, r^2 = 0.999421
Calibration curve: 1.06686 * x + 0.047332
Response type: Internal Std (Ref 40), Area * (IS Conc. / IS Area)
Curve type: Linear, Origin: Exclude, Weighting: 1/x, Axis trans: None

	#	Name	Type	Std. Conc	RT	Area	IS Area	Response	Conc.	%Dev	Conc. Flag	CoD	CoD Flag	x=excluded
1	1	180129M1_2	Standard	0.250	4.71	78.413	3517.898	0.279	0.2	-13.3	NO	0.999	NO	bb
2	2	180129M1_3	Standard	0.500	4.71	160.792	3459.157	0.581	0.5	0.1	NO	0.999	NO	bb
3	3	180129M1_4	Standard	1.000	4.72	272.748	3784.575	0.901	0.8	-20.0	NO	0.999	NO	bb
4	4	180129M1_5	Standard	2.000	4.72	640.056	3254.866	2.458	2.3	13.0	NO	0.999	NO	bb
5	5	180129M1_6	Standard	5.000	4.72	1370.937	3021.466	5.672	5.3	5.4	NO	0.999	NO	bb
6	6	180129M1_7	Standard	10.000	4.72	3427.438	3408.994	12.568	11.7	17.4	NO	0.999	NO	bb
7	7	180129M1_8	Standard	50.000	4.72	15215.198	3611.133	52.668	49.3	-1.4	NO	0.999	NO	bb
8	8	180129M1_9	Standard	100.000	4.72	28798.396	3445.469	104.479	97.9	-2.1	NO	0.999	NO	bb
9	9	180129M1_10	Standard	250.000	4.72	53280.184	2459.048	270.837	253.8	1.5	NO	0.999	NO	bb
10	10	180129M1_11	Standard	500.000	4.72	93849.820	2212.584	530.205	496.9	-0.6	NO	0.999	NO	bb

Dataset: F:\Projects\PFAS.PRO\Results\180129M1\180129M1-CRV.qld

Last Altered: Tuesday, January 30, 2018 08:15:32 Pacific Standard Time
Printed: Tuesday, January 30, 2018 08:17:12 Pacific Standard Time

Compound name: L-PFOS
Coefficient of Determination: R^2 = 0.993092
Calibration curve: 0.0001614 * x^2 + 0.995037 * x + 0.208935
Response type: Internal Std (Ref 41), Area * (IS Conc. / IS Area)
Curve type: 2nd Order, Origin: Include, Weighting: 1/x, Axis trans: None

	#	Name	Type	Std. Conc	RT	Area	IS Area	Response	Conc.	%Dev	Conc. Flag	CoD	CoD Flag	x=excluded
1	1	180129M1_2	Standard	0.250	4.74	76.329	3516.005	0.271	0.1	-74.9	YES	0.993	NO	MMX
2	2	180129M1_3	Standard	0.500	4.73	184.927	3265.587	0.708	0.5	0.3	NO	0.993	NO	MM
3	3	180129M1_4	Standard	1.000	4.73	348.579	3902.681	1.116	0.9	-8.8	NO	0.993	NO	MM
4	4	180129M1_5	Standard	2.000	4.74	585.630	2979.732	2.457	2.3	12.9	NO	0.993	NO	MM
5	5	180129M1_6	Standard	5.000	4.73	1479.804	3218.584	5.747	5.6	11.2	NO	0.993	NO	MM
6	6	180129M1_7	Standard	10.000	4.73	3128.938	3040.877	12.862	12.7	26.9	NO	0.993	NO	MM
7	7	180129M1_8	Standard	50.000	4.74	15331.751	3458.132	55.419	55.0	10.0	NO	0.993	NO	MM
8	8	180129M1_9	Standard	100.000	4.74	24062.650	3376.034	89.094	88.1	-11.9	NO	0.993	NO	MM
9	9	180129M1_10	Standard	250.000	4.74	56846.500	2703.704	262.818	253.5	1.4	NO	0.993	NO	MM
10	10	180129M1_11	Standard	500.000	4.74	111371.914	2109.852	659.833	603.8	20.8	NO	0.993	NO	MMX

Compound name: PFDA
Coefficient of Determination: R^2 = 0.998712
Calibration curve: -0.000224753 * x^2 + 1.28338 * x + 0.0811215
Response type: Internal Std (Ref 42), Area * (IS Conc. / IS Area)
Curve type: 2nd Order, Origin: Exclude, Weighting: 1/x, Axis trans: None

	#	Name	Type	Std. Conc	RT	Area	IS Area	Response	Conc.	%Dev	Conc. Flag	CoD	CoD Flag	x=excluded
1	1	180129M1_2	Standard	0.250	5.02	477.404	16105.683	0.371	0.2	-9.8	NO	0.999	NO	bb
2	2	180129M1_3	Standard	0.500	5.01	741.700	13158.185	0.705	0.5	-2.8	NO	0.999	NO	bb
3	3	180129M1_4	Standard	1.000	5.02	1532.034	14238.734	1.345	1.0	-1.5	NO	0.999	NO	bb
4	4	180129M1_5	Standard	2.000	5.02	1914.955	9614.189	2.490	1.9	-6.1	NO	0.999	NO	bb
5	5	180129M1_6	Standard	5.000	5.02	7233.049	11936.559	7.574	5.8	16.9	NO	0.999	NO	bb
6	6	180129M1_7	Standard	10.000	5.02	15314.487	13762.231	13.910	10.8	8.0	NO	0.999	NO	bb
7	7	180129M1_8	Standard	50.000	5.02	65016.621	12815.966	63.414	49.8	-0.4	NO	0.999	NO	bb
8	8	180129M1_9	Standard	100.000	5.03	121219.227	12929.789	117.190	92.8	-7.2	NO	0.999	NO	bb
9	9	180129M1_10	Standard	250.000	5.02	200802.422	7891.714	318.059	259.6	3.8	NO	0.999	NO	bb
10	10	180129M1_11	Standard	500.000	5.02	460714.750	9898.697	581.787	496.4	-0.7	NO	0.999	NO	bb

Dataset: F:\Projects\PFAS.PRO\Results\180129M1\180129M1-CRV.qld

Last Altered: Tuesday, January 30, 2018 08:15:32 Pacific Standard Time
Printed: Tuesday, January 30, 2018 08:17:12 Pacific Standard Time

Compound name: 8:2 FTS
Coefficient of Determination: R^2 = 0.992944
Calibration curve: -0.0192814 * x^2 + 0.436846 * x + -0.0529106
Response type: Internal Std (Ref 42), Area * (IS Conc. / IS Area)
Curve type: 2nd Order, Origin: Exclude, Weighting: 1/x, Axis trans: None

	#	Name	Type	Std. Conc	RT	Area	IS Area	Response	Conc.	%Dev	Conc. Flag	CoD	CoD Flag	x=excluded
1	1	180129M1_2	Standard	0.250	4.98	76.828	16105.683	0.060	0.3	4.2	NO	0.993	NO	bb
2	2	180129M1_3	Standard	0.500	4.99	170.419	13158.185	0.162	0.5	0.6	NO	0.993	NO	bb
3	3	180129M1_4	Standard	1.000	4.99	350.691	14238.734	0.308	0.9	-14.2	NO	0.993	NO	bb
4	4	180129M1_5	Standard	2.000	4.99	642.601	9614.189	0.835	2.3	12.9	NO	0.993	NO	bb
5	5	180129M1_6	Standard	5.000	4.99	1521.629	11936.559	1.593	4.8	-4.5	NO	0.993	NO	bb
6	6	180129M1_7	Standard	10.000	4.99	2645.068	13762.231	2.402	10.3	3.4	NO	0.993	NO	bb
7	7	180129M1_8	Standard	50.000	4.99	12191.230	12815.966	11.891			NO	0.993	YES	bbXl
8	8	180129M1_9	Standard	100.000	4.99	20316.848	12929.789	19.642			NO	0.993	YES	bbXl
9	9	180129M1_10	Standard	250.000	4.99	48910.250	7891.714	77.471			NO	0.993	NO	bbXl
10	10	180129M1_11	Standard	500.000	4.99	84437.641	9898.697	106.627			NO	0.993	NO	bbXl

Compound name: N-MeFOSAA
Coefficient of Determination: R^2 = 0.998867
Calibration curve: 0.000620919 * x^2 + 1.23812 * x + 0.183756
Response type: Internal Std (Ref 44), Area * (IS Conc. / IS Area)
Curve type: 2nd Order, Origin: Include, Weighting: 1/x, Axis trans: None

	#	Name	Type	Std. Conc	RT	Area	IS Area	Response	Conc.	%Dev	Conc. Flag	CoD	CoD Flag	x=excluded
1	1	180129M1_2	Standard	0.250	5.16	151.951	6656.865	0.285	0.1	-67.2	YES	0.999	NO	bbX
2	2	180129M1_3	Standard	0.500	5.17	391.460	6358.921	0.770	0.5	-5.4	NO	0.999	NO	bb
3	3	180129M1_4	Standard	1.000	5.17	735.532	6453.844	1.425	1.0	0.2	NO	0.999	NO	bb
4	4	180129M1_5	Standard	2.000	5.17	1403.572	5615.988	3.124	2.4	18.6	NO	0.999	NO	bb
5	5	180129M1_6	Standard	5.000	5.17	3188.335	6181.375	6.447	5.0	0.9	NO	0.999	NO	bb
6	6	180129M1_7	Standard	10.000	5.17	7802.614	7120.108	13.698	10.9	8.6	NO	0.999	NO	bb
7	7	180129M1_8	Standard	50.000	5.17	38801.680	6780.247	71.534	56.1	12.1	NO	0.999	NO	bb
8	8	180129M1_9	Standard	100.000	5.17	62596.602	6223.375	125.729	96.7	-3.3	NO	0.999	NO	bb
9	9	180129M1_10	Standard	250.000	5.17	133008.750	4913.062	338.406	243.5	-2.6	NO	0.999	NO	bb
10	10	180129M1_11	Standard	500.000	5.17	256933.859	4119.576	779.613	502.8	0.6	NO	0.999	NO	bb

Dataset: F:\Projects\PFAS.PRO\Results\180129M1\180129M1-CRV.qld

Last Altered: Tuesday, January 30, 2018 08:15:32 Pacific Standard Time
Printed: Tuesday, January 30, 2018 08:17:12 Pacific Standard Time

Compound name: N-EtFOSAA
Coefficient of Determination: R^2 = 0.993759
Calibration curve: -0.000121041 * x^2 + 1.05647 * x + -0.00669187
Response type: Internal Std (Ref 45), Area * (IS Conc. / IS Area)
Curve type: 2nd Order, Origin: Include, Weighting: 1/x, Axis trans: None

	#	Name	Type	Std. Conc	RT	Area	IS Area	Response	Conc.	%Dev	Conc. Flag	CoD	CoD Flag	x=excluded
1	1	180129M1_2	Standard	0.250	5.33	107.918	6762.165	0.199	0.2	-21.9	NO	0.994	NO	bb
2	2	180129M1_3	Standard	0.500	5.33	325.742	7314.510	0.557	0.5	6.7	NO	0.994	NO	bb
3	3	180129M1_4	Standard	1.000	5.33	675.527	8245.564	1.024	1.0	-2.4	NO	0.994	NO	bb
4	4	180129M1_5	Standard	2.000	5.33	1240.983	6421.071	2.416	2.3	14.7	NO	0.994	NO	bb
5	5	180129M1_6	Standard	5.000	5.33	2652.882	7628.946	4.347	4.1	-17.5	NO	0.994	NO	bb
6	6	180129M1_7	Standard	10.000	5.33	7030.512	8330.259	10.550	10.0	0.0	NO	0.994	NO	bb
7	7	180129M1_8	Standard	50.000	5.33	27138.025	5083.883	66.726	63.6	27.3	NO	0.994	NO	bb
8	8	180129M1_9	Standard	100.000	5.33	52548.988	6532.670	100.550	96.2	-3.8	NO	0.994	NO	bb
9	9	180129M1_10	Standard	250.000	5.33	104698.859	5487.930	238.475	231.9	-7.2	NO	0.994	NO	bb
10	10	180129M1_11	Standard	500.000	5.33	175465.219	4331.502	506.364	509.0	1.8	NO	0.994	NO	bb

Compound name: PFUdA
Coefficient of Determination: R^2 = 0.994258
Calibration curve: 8.08656e-005 * x^2 + 0.892996 * x + 0.150656
Response type: Internal Std (Ref 46), Area * (IS Conc. / IS Area)
Curve type: 2nd Order, Origin: Exclude, Weighting: 1/x, Axis trans: None

	#	Name	Type	Std. Conc	RT	Area	IS Area	Response	Conc.	%Dev	Conc. Flag	CoD	CoD Flag	x=excluded
1	1	180129M1_2	Standard	0.250	5.34	467.102	18519.861	0.315	0.2	-26.3	NO	0.994	NO	bb
2	2	180129M1_3	Standard	0.500	5.34	759.759	17193.967	0.552	0.4	-10.0	NO	0.994	NO	bb
3	3	180129M1_4	Standard	1.000	5.34	1732.990	20349.033	1.065	1.0	2.3	NO	0.994	NO	bb
4	4	180129M1_5	Standard	2.000	5.34	3017.027	18763.014	2.010	2.1	4.1	NO	0.994	NO	bb
5	5	180129M1_6	Standard	5.000	5.34	5162.707	15151.944	4.259	4.6	-8.0	NO	0.994	NO	bb
6	6	180129M1_7	Standard	10.000	5.34	14451.684	15926.351	11.343	12.5	25.2	NO	0.994	NO	bb
7	7	180129M1_8	Standard	50.000	5.35	69405.414	16743.742	51.814	57.6	15.1	NO	0.994	NO	bb
8	8	180129M1_9	Standard	100.000	5.35	106212.422	13867.792	95.737	106.0	6.0	NO	0.994	NO	bb
9	9	180129M1_10	Standard	250.000	5.34	199697.813	12251.990	203.740	223.5	-10.6	NO	0.994	NO	bb
10	10	180129M1_11	Standard	500.000	5.34	441075.813	11548.829	477.403	510.8	2.2	NO	0.994	NO	bb

Dataset: F:\Projects\PFAS.PRO\Results\180129M1\180129M1-CRV.qld

Last Altered: Tuesday, January 30, 2018 08:15:32 Pacific Standard Time
Printed: Tuesday, January 30, 2018 08:17:12 Pacific Standard Time

Compound name: PFDS
Coefficient of Determination: R^2 = 0.995347
Calibration curve: -0.000148 * x^2 + 0.335398 * x + 0.0205381
Response type: Internal Std (Ref 47), Area * (IS Conc. / IS Area)
Curve type: 2nd Order, Origin: Exclude, Weighting: 1/x, Axis trans: None

	#	Name	Type	Std. Conc	RT	Area	IS Area	Response	Conc.	%Dev	Conc. Flag	CoD	CoD Flag	x=excluded
1	1	180129M1_2	Standard	0.250	5.38	96.197	14713.356	0.082	0.2	-27.0	NO	0.995	NO	bb
2	2	180129M1_3	Standard	0.500	5.38	194.984	14087.653	0.173	0.5	-9.1	NO	0.995	NO	bb
3	3	180129M1_4	Standard	1.000	5.39	441.917	14830.874	0.372	1.0	5.0	NO	0.995	NO	bb
4	4	180129M1_5	Standard	2.000	5.39	785.471	12130.298	0.809	2.4	17.7	NO	0.995	NO	bb
5	5	180129M1_6	Standard	5.000	5.39	1919.390	11690.137	2.052	6.1	21.5	NO	0.995	NO	bb
6	6	180129M1_7	Standard	10.000	5.39	3582.845	12621.681	3.548	10.6	5.7	NO	0.995	NO	bb
7	7	180129M1_8	Standard	50.000	5.39	16323.443	14332.131	14.237	43.2	-13.6	NO	0.995	NO	bb
8	8	180129M1_9	Standard	100.000	5.39	32700.764	13655.496	29.934	93.0	-7.0	NO	0.995	NO	bb
9	9	180129M1_10	Standard	250.000	5.39	61334.859	9499.075	80.712	273.6	9.4	NO	0.995	NO	bb
10	10	180129M1_11	Standard	500.000	5.39	113832.695	11089.319	128.313	487.3	-2.5	NO	0.995	NO	bb

Compound name: PFDoA
Coefficient of Determination: R^2 = 0.996461
Calibration curve: -0.0008418 * x^2 + 1.39944 * x + 0.0570527
Response type: Internal Std (Ref 47), Area * (IS Conc. / IS Area)
Curve type: 2nd Order, Origin: Exclude, Weighting: 1/x, Axis trans: None

	#	Name	Type	Std. Conc	RT	Area	IS Area	Response	Conc.	%Dev	Conc. Flag	CoD	CoD Flag	x=excluded
1	1	180129M1_2	Standard	0.250	5.62	415.311	14713.356	0.353	0.2	-15.4	NO	0.996	NO	bb
2	2	180129M1_3	Standard	0.500	5.62	779.166	14087.653	0.691	0.5	-9.3	NO	0.996	NO	bb
3	3	180129M1_4	Standard	1.000	5.62	1522.358	14830.874	1.283	0.9	-12.3	NO	0.996	NO	bb
4	4	180129M1_5	Standard	2.000	5.62	3496.988	12130.298	3.604	2.5	26.9	NO	0.996	NO	bb
5	5	180129M1_6	Standard	5.000	5.62	8380.425	11690.137	8.961	6.4	27.7	NO	0.996	NO	bb
6	6	180129M1_7	Standard	10.000	5.62	12111.499	12621.681	11.995	8.6	-14.3	NO	0.996	NO	bb
7	7	180129M1_8	Standard	50.000	5.62	72353.117	14332.131	63.104	46.3	-7.3	NO	0.996	NO	bb
8	8	180129M1_9	Standard	100.000	5.62	149950.141	13655.496	137.262	104.6	4.6	NO	0.996	NO	bb
9	9	180129M1_10	Standard	250.000	5.62	224963.500	9499.075	296.033	248.7	-0.5	NO	0.996	NO	bb
10	10	180129M1_11	Standard	500.000	5.62	580408.563	11089.319	654.243			NO	0.996	NO	bbXI

Dataset: F:\Projects\PFAS.PRO\Results\180129M1\180129M1-CRV.qld

Last Altered: Tuesday, January 30, 2018 08:15:32 Pacific Standard Time
Printed: Tuesday, January 30, 2018 08:17:12 Pacific Standard Time

Compound name: N-MeFOSA
Coefficient of Determination: R^2 = 0.999644
Calibration curve: -9.79129e-005 * x^2 + 1.09012 * x + 0.122568
Response type: Internal Std (Ref 48), Area * (IS Conc. / IS Area)
Curve type: 2nd Order, Origin: Include, Weighting: 1/x, Axis trans: None

	#	Name	Type	Std. Conc	RT	Area	IS Area	Response	Conc.	%Dev	Conc. Flag	CoD	CoD Flag	x=excluded
1	1	180129M1_2	Standard	1.250	5.76	169.143	18809.475	1.349	1.1	-10.0	NO	1.000	NO	bb
2	2	180129M1_3	Standard	2.500	5.76	342.442	18881.635	2.720	2.4	-4.7	NO	1.000	NO	bb
3	3	180129M1_4	Standard	5.000	5.77	837.363	19174.166	6.551	5.9	18.0	NO	1.000	NO	bb
4	4	180129M1_5	Standard	10.000	5.77	1338.400	17550.148	11.439	10.4	3.9	NO	1.000	NO	bb
5	5	180129M1_6	Standard	25.000	5.76	3087.704	17493.434	26.476	24.2	-3.1	NO	1.000	NO	bb
6	6	180129M1_7	Standard	50.000	5.76	6997.030	18648.807	56.280	51.8	3.5	NO	1.000	NO	bb
7	7	180129M1_8	Standard	250.000	5.77	32519.906	18180.207	268.313	251.7	0.7	NO	1.000	NO	bb
8	8	180129M1_9	Standard	500.000	5.77	60814.395	17096.455	533.570	513.0	2.6	NO	1.000	NO	bb
9	9	180129M1_10	Standard	1250.000	5.77	115677.469	14683.942	1181.673	1216.9	-2.7	NO	1.000	NO	bb
10	10	180129M1_11	Standard	2500.000	5.77	216673.406	15296.366	2124.754	2518.8	0.8	NO	1.000	NO	bb

Compound name: PFTrDA
Coefficient of Determination: R^2 = 0.994323
Calibration curve: -0.00951009 * x^2 + 1.74135 * x + -0.020205
Response type: Internal Std (Ref 47), Area * (IS Conc. / IS Area)
Curve type: 2nd Order, Origin: Exclude, Weighting: 1/x, Axis trans: None

	#	Name	Type	Std. Conc	RT	Area	IS Area	Response	Conc.	%Dev	Conc. Flag	CoD	CoD Flag	x=excluded
1	1	180129M1_2	Standard	0.250	5.86	564.677	14713.356	0.480	0.3	15.0	NO	0.994	NO	bb
2	2	180129M1_3	Standard	0.500	5.86	741.144	14087.653	0.658	0.4	-22.0	NO	0.994	NO	bb
3	3	180129M1_4	Standard	1.000	5.87	1901.832	14830.874	1.603	0.9	-6.3	NO	0.994	NO	bb
4	4	180129M1_5	Standard	2.000	5.86	4074.585	12130.298	4.199	2.5	22.8	NO	0.994	NO	bb
5	5	180129M1_6	Standard	5.000	5.86	6902.290	11690.137	7.380	4.4	-12.9	NO	0.994	NO	bb
6	6	180129M1_7	Standard	10.000	5.86	17168.350	12621.681	17.003	10.4	3.6	NO	0.994	NO	bb
7	7	180129M1_8	Standard	50.000	5.87	72508.836	14332.131	63.240	50.0	-0.1	NO	0.994	NO	bb
8	8	180129M1_9	Standard	100.000	5.87	143813.453	13655.496	131.644			NO	0.994	NO	bbXI
9	9	180129M1_10	Standard	250.000	5.87	252186.625	9499.075	331.857			NO	0.994	NO	bbXI
10	10	180129M1_11	Standard	500.000	5.87	549679.438	11089.319	619.605			NO	0.994	NO	bbXI

Vista Analytical Laboratory

Dataset: F:\Projects\PFAS.PRO\Results\180129M1\180129M1-CRV.qld

Last Altered: Tuesday, January 30, 2018 08:15:32 Pacific Standard Time
Printed: Tuesday, January 30, 2018 08:17:12 Pacific Standard Time

Compound name: PFTeDA
Coefficient of Determination: R^2 = 0.999724
Calibration curve: 0.00192332 * x^2 + 1.95818 * x + 0.258522
Response type: Internal Std (Ref 49), Area * (IS Conc. / IS Area)
Curve type: 2nd Order, Origin: Exclude, Weighting: 1/x, Axis trans: None

	#	Name	Type	Std. Conc	RT	Area	IS Area	Response	Conc.	%Dev	Conc. Flag	CoD	CoD Flag	x=excluded
1	1	180129M1_2	Standard	0.250	6.08	394.720	6371.518	0.774	0.3	5.3	NO	1.000	NO	MM
2	2	180129M1_3	Standard	0.500	6.08	649.514	6051.296	1.342	0.6	10.6	NO	1.000	NO	bb
3	3	180129M1_4	Standard	1.000	6.09	1208.070	6474.006	2.333	1.1	5.8	NO	1.000	NO	bb
4	4	180129M1_5	Standard	2.000	6.08	1655.564	6070.834	3.409	1.6	-19.7	NO	1.000	NO	bb
5	5	180129M1_6	Standard	5.000	6.09	5619.633	7228.926	9.717	4.8	-3.8	NO	1.000	NO	bb
6	6	180129M1_7	Standard	10.000	6.09	9574.333	5971.966	20.040	10.0	0.0	NO	1.000	NO	bb
7	7	180129M1_8	Standard	50.000	6.09	46276.793	5459.991	105.945	51.4	2.8	NO	1.000	NO	bb
8	8	180129M1_9	Standard	100.000	6.09	111349.242	6539.699	212.833	98.9	-1.1	NO	1.000	NO	bb
9	9	180129M1_10	Standard	250.000	6.09	230086.313	4711.643	610.420	250.1	0.1	NO	1.000	NO	bb
10	10	180129M1_11	Standard	500.000	6.09	290862.969	5426.606	669.993	270.3	-45.9	YES	1.000	NO	bbX

Compound name: N-EtFOSA
Coefficient of Determination: R^2 = 0.999684
Calibration curve: -5.80992e-005 * x^2 + 0.927899 * x + 0.232976
Response type: Internal Std (Ref 50), Area * (IS Conc. / IS Area)
Curve type: 2nd Order, Origin: Exclude, Weighting: 1/x, Axis trans: None

	#	Name	Type	Std. Conc	RT	Area	IS Area	Response	Conc.	%Dev	Conc. Flag	CoD	CoD Flag	x=excluded
1	1	180129M1_2	Standard	1.250	6.16	268.374	29864.836	1.348	1.2	-3.9	NO	1.000	NO	bb
2	2	180129M1_3	Standard	2.500	6.16	445.279	29491.363	2.265	2.2	-12.4	NO	1.000	NO	bb
3	3	180129M1_4	Standard	5.000	6.16	1008.986	31315.664	4.833	5.0	-0.8	NO	1.000	NO	bb
4	4	180129M1_5	Standard	10.000	6.16	1824.642	27269.930	10.037	10.6	5.7	NO	1.000	NO	bb
5	5	180129M1_6	Standard	25.000	6.16	4291.658	27338.445	23.547	25.2	0.7	NO	1.000	NO	bb
6	6	180129M1_7	Standard	50.000	6.16	9886.934	29188.537	50.809	54.7	9.4	NO	1.000	NO	bb
7	7	180129M1_8	Standard	250.000	6.16	42831.332	27126.217	236.845	259.2	3.7	NO	1.000	NO	bb
8	8	180129M1_9	Standard	500.000	6.16	77971.391	26347.309	443.905	493.4	-1.3	NO	1.000	NO	bb
9	9	180129M1_10	Standard	1250.000	6.16	150573.609	21417.715	1054.550	1231.1	-1.5	NO	1.000	NO	bb
10	10	180129M1_11	Standard	2500.000	6.16	267928.000	20457.889	1964.484	2512.0	0.5	NO	1.000	NO	bb

Vista Analytical Laboratory

Dataset: F:\Projects\PFAS.PRO\Results\180129M1\180129M1-CRV.qld

Last Altered: Tuesday, January 30, 2018 08:15:32 Pacific Standard Time
Printed: Tuesday, January 30, 2018 08:17:12 Pacific Standard Time

Compound name: PFHxDA
Coefficient of Determination: R^2 = 0.998624
Calibration curve: -0.00313125 * x^2 + 0.74485 * x + -0.160803
Response type: Internal Std (Ref 51), Area * (IS Conc. / IS Area)
Curve type: 2nd Order, Origin: Exclude, Weighting: 1/x, Axis trans: None

	#	Name	Type	Std. Conc	RT	Area	IS Area	Response	Conc.	%Dev	Conc. Flag	CoD	CoD Flag	x=excluded
1	1	180129M1_2	Standard	0.250	6.41	212.110	4902.657	0.216	0.5	103.0	YES	0.999	NO	bbX
2	2	180129M1_3	Standard	0.500	6.41	222.254	4503.765	0.247	0.5	9.7	NO	0.999	NO	bb
3	3	180129M1_4	Standard	1.000	6.42	643.104	5061.113	0.635	1.1	7.4	NO	0.999	NO	bb
4	4	180129M1_5	Standard	2.000	6.42	1236.147	5181.930	1.193	1.8	-8.4	NO	0.999	NO	bb
5	5	180129M1_6	Standard	5.000	6.42	2716.376	4312.444	3.149	4.5	-9.4	NO	0.999	NO	bb
6	6	180129M1_7	Standard	10.000	6.42	5711.942	4160.891	6.864	9.8	-1.6	NO	0.999	NO	bb
7	7	180129M1_8	Standard	50.000	6.42	27188.398	4508.277	30.154	52.1	4.2	NO	0.999	NO	bb
8	8	180129M1_9	Standard	100.000	6.42	39904.582	4684.598	42.591	96.7	-3.3	NO	0.999	NO	bb
9	9	180129M1_10	Standard	250.000	6.42	77760.258	3714.708	104.665			NO	0.999	YES	bbXI
10	10	180129M1_11	Standard	500.000	6.42	161280.516	3768.345	213.994			NO	0.999	YES	bbXI

Compound name: PFODA
Coefficient of Determination: R^2 = 0.998945
Calibration curve: -0.000452614 * x^2 + 0.762242 * x + 0.0254622
Response type: Internal Std (Ref 51), Area * (IS Conc. / IS Area)
Curve type: 2nd Order, Origin: Include, Weighting: 1/x, Axis trans: None

	#	Name	Type	Std. Conc	RT	Area	IS Area	Response	Conc.	%Dev	Conc. Flag	CoD	CoD Flag	x=excluded
1	1	180129M1_2	Standard	0.250	6.65	216.093	4902.657	0.220	0.3	2.3	NO	0.999	NO	bb
2	2	180129M1_3	Standard	0.500	6.65	355.027	4503.765	0.394	0.5	-3.2	NO	0.999	NO	bb
3	3	180129M1_4	Standard	1.000	6.65	759.695	5061.113	0.751	1.0	-4.8	NO	0.999	NO	bb
4	4	180129M1_5	Standard	2.000	6.65	1453.455	5181.930	1.402	1.8	-9.6	NO	0.999	NO	bb
5	5	180129M1_6	Standard	5.000	6.66	3623.813	4312.444	4.202	5.5	9.9	NO	0.999	NO	bb
6	6	180129M1_7	Standard	10.000	6.66	7467.064	4160.891	8.973	11.8	18.2	NO	0.999	NO	bb
7	7	180129M1_8	Standard	50.000	6.66	34525.188	4508.277	38.291	51.8	3.6	NO	0.999	NO	bb
8	8	180129M1_9	Standard	100.000	6.65	66607.391	4684.598	71.092	99.1	-0.9	NO	0.999	NO	bb
9	9	180129M1_10	Standard	250.000	6.65	117343.359	3714.708	157.944	241.9	-3.2	NO	0.999	NO	bb
10	10	180129M1_11	Standard	500.000	6.65	203593.953	3768.345	270.137	507.0	1.4	NO	0.999	NO	bb

Dataset: F:\Projects\PFAS.PRO\Results\180129M1\180129M1-CRV.qld

Last Altered: Tuesday, January 30, 2018 08:15:32 Pacific Standard Time
Printed: Tuesday, January 30, 2018 08:17:12 Pacific Standard Time

Compound name: N-MeFOSE
Coefficient of Determination: R^2 = 0.993408
Calibration curve: -6.08443e-005 * x^2 + 1.03209 * x + 0.492632
Response type: Internal Std (Ref 52), Area * (IS Conc. / IS Area)
Curve type: 2nd Order, Origin: Exclude, Weighting: 1/x, Axis trans: None

	#	Name	Type	Std. Conc	RT	Area	IS Area	Response	Conc.	%Dev	Conc. Flag	CoD	CoD Flag	x=excluded
1	1	180129M1_2	Standard	1.250	6.30	202.859	23673.896	1.285	0.8	-38.6	YES	0.993	NO	bbX
2	2	180129M1_3	Standard	2.500	6.30	474.167	19779.756	3.596	3.0	20.3	NO	0.993	NO	bb
3	3	180129M1_4	Standard	5.000	6.30	741.260	21598.203	5.148	4.5	-9.8	NO	0.993	NO	bb
4	4	180129M1_5	Standard	10.000	6.30	1471.097	21378.662	10.322	9.5	-4.7	NO	0.993	NO	bb
5	5	180129M1_6	Standard	25.000	6.30	4070.913	21699.844	28.140	26.8	7.3	NO	0.993	NO	bb
6	6	180129M1_7	Standard	50.000	6.30	7474.681	23900.467	46.911	45.1	-9.8	NO	0.993	NO	bb
7	7	180129M1_8	Standard	250.000	6.30	36376.809	20350.643	268.125	263.4	5.4	NO	0.993	NO	bd
8	8	180129M1_9	Standard	500.000	6.30	65210.477	23265.764	420.428	417.1	-16.6	NO	0.993	NO	bd
9	9	180129M1_10	Standard	1250.000	6.30	151773.281	17406.744	1307.883	1378.8	10.3	NO	0.993	NO	bb
10	10	180129M1_11	Standard	2500.000	6.30	275292.969	19124.865	2159.176	2443.6	-2.3	NO	0.993	NO	bd

Compound name: N-EtFOSE
Correlation coefficient: r = 0.998290, r^2 = 0.996584
Calibration curve: 1.19143 * x + 0.336851
Response type: Internal Std (Ref 53), Area * (IS Conc. / IS Area)
Curve type: Linear, Origin: Exclude, Weighting: 1/x, Axis trans: None

	#	Name	Type	Std. Conc	RT	Area	IS Area	Response	Conc.	%Dev	Conc. Flag	CoD	CoD Flag	x=excluded
1	1	180129M1_2	Standard	1.250	6.45	248.000	21929.123	1.696	1.1	-8.7	NO	0.997	NO	bb
2	2	180129M1_3	Standard	2.500	6.45	515.319	19016.125	4.065	3.1	25.2	NO	0.997	NO	bb
3	3	180129M1_4	Standard	5.000	6.45	1011.761	26382.424	5.752	4.5	-9.1	NO	0.997	NO	bb
4	4	180129M1_5	Standard	10.000	6.45	1611.250	18545.430	13.032	10.7	6.6	NO	0.997	NO	bb
5	5	180129M1_6	Standard	25.000	6.45	3968.809	21914.684	27.165	22.5	-9.9	NO	0.997	NO	bb
6	6	180129M1_7	Standard	50.000	6.45	9088.029	24582.926	55.453	46.3	-7.5	NO	0.997	NO	bb
7	7	180129M1_8	Standard	250.000	6.45	41795.535	18720.746	334.887	280.8	12.3	NO	0.997	NO	bb
8	8	180129M1_9	Standard	500.000	6.45	81703.086	21718.760	564.280	473.3	-5.3	NO	0.997	NO	bb
9	9	180129M1_10	Standard	1250.000	6.45	157455.188	17065.604	1383.970	1161.3	-7.1	NO	0.997	NO	bb
10	10	180129M1_11	Standard	2500.000	6.45	367777.750	17875.316	3086.192	2590.0	3.6	NO	0.997	NO	bb

Dataset: F:\Projects\PFAS.PRO\Results\180129M1\180129M1-CRV.qld

Last Altered: Tuesday, January 30, 2018 08:15:32 Pacific Standard Time
Printed: Tuesday, January 30, 2018 08:17:12 Pacific Standard Time

Compound name: 13C3-PFBA
Response Factor: 0.861233
RRF SD: 0.0298356, Relative SD: 3.46429
Response type: Internal Std (Ref 54), Area * (IS Conc. / IS Area)
Curve type: RF

	#	Name	Type	Std. Conc	RT	Area	IS Area	Response	Conc.	%Dev	Conc. Flag	CoD	CoD Flag	x=excluded
1	1	180129M1_2	Standard	12.500	1.36	11100.070	13039.689	10.641	12.4	-1.2	NO		NO	MM
2	2	180129M1_3	Standard	12.500	1.36	11401.109	13293.856	10.720	12.4	-0.4	NO		NO	bb
3	3	180129M1_4	Standard	12.500	1.36	12152.134	13932.239	10.903	12.7	1.3	NO		NO	bb
4	4	180129M1_5	Standard	12.500	1.36	10614.716	12277.075	10.807	12.5	0.4	NO		NO	bb
5	5	180129M1_6	Standard	12.500	1.36	10949.314	12540.224	10.914	12.7	1.4	NO		NO	bb
6	6	180129M1_7	Standard	12.500	1.36	11591.552	13330.994	10.869	12.6	1.0	NO		NO	bb
7	7	180129M1_8	Standard	12.500	1.36	10704.742	12531.915	10.677	12.4	-0.8	NO		NO	bb
8	8	180129M1_9	Standard	12.500	1.36	10839.747	12489.366	10.849	12.6	0.8	NO		NO	bb
9	9	180129M1_10	Standard	12.500	1.36	8021.704	10144.806	9.884	11.5	-8.2	NO		NO	MM
10	10	180129M1_11	Standard	12.500	1.37	9168.310	10062.537	11.389	13.2	5.8	NO		NO	bb

Compound name: 13C3-PFPeA
Response Factor: 0.860055
RRF SD: 0.0509006, Relative SD: 5.9183
Response type: Internal Std (Ref 55), Area * (IS Conc. / IS Area)
Curve type: RF

	#	Name	Type	Std. Conc	RT	Area	IS Area	Response	Conc.	%Dev	Conc. Flag	CoD	CoD Flag	x=excluded
1	1	180129M1_2	Standard	12.500	2.30	14081.051	15953.218	11.033	12.8	2.6	NO		NO	bb
2	2	180129M1_3	Standard	12.500	2.30	13531.105	17677.000	9.568	11.1	-11.0	NO		NO	bb
3	3	180129M1_4	Standard	12.500	2.31	14431.922	17021.891	10.598	12.3	-1.4	NO		NO	bb
4	4	180129M1_5	Standard	12.500	2.31	12771.471	14941.700	10.684	12.4	-0.6	NO		NO	bb
5	5	180129M1_6	Standard	12.500	2.31	13183.966	15656.476	10.526	12.2	-2.1	NO		NO	bb
6	6	180129M1_7	Standard	12.500	2.31	14144.209	15277.811	11.573	13.5	7.6	NO		NO	bb
7	7	180129M1_8	Standard	12.500	2.31	12821.741	15158.509	10.573	12.3	-1.7	NO		NO	bb
8	8	180129M1_9	Standard	12.500	2.31	12028.120	14582.996	10.310	12.0	-4.1	NO		NO	bb
9	9	180129M1_10	Standard	12.500	2.31	10062.349	11643.223	10.803	12.6	0.5	NO		NO	bb
10	10	180129M1_11	Standard	12.500	2.31	10264.075	10837.481	11.839	13.8	10.1	NO		NO	bb

Dataset: F:\Projects\PFAS.PRO\Results\180129M1\180129M1-CRV.qld

Last Altered: Tuesday, January 30, 2018 08:15:32 Pacific Standard Time
Printed: Tuesday, January 30, 2018 08:17:12 Pacific Standard Time

Compound name: 13C3-PFBS
Response Factor: 0.10558
RRF SD: 0.00687766, Relative SD: 6.51417
Response type: Internal Std (Ref 55), Area * (IS Conc. / IS Area)
Curve type: RF

	#	Name	Type	Std. Conc	RT	Area	IS Area	Response	Conc.	%Dev	Conc. Flag	CoD	CoD Flag	x=excluded
1	1	180129M1_2	Standard	12.500	2.58	1679.934	15953.218	1.316	12.5	-0.3	NO		NO	bb
2	2	180129M1_3	Standard	12.500	2.58	1718.877	17677.000	1.215	11.5	-7.9	NO		NO	bb
3	3	180129M1_4	Standard	12.500	2.59	1823.196	17021.891	1.339	12.7	1.4	NO		NO	bb
4	4	180129M1_5	Standard	12.500	2.59	1557.626	14941.700	1.303	12.3	-1.3	NO		NO	bb
5	5	180129M1_6	Standard	12.500	2.59	1485.174	15656.476	1.186	11.2	-10.2	NO		NO	bb
6	6	180129M1_7	Standard	12.500	2.59	1801.872	15277.811	1.474	14.0	11.7	NO		NO	bb
7	7	180129M1_8	Standard	12.500	2.59	1569.533	15158.509	1.294	12.3	-1.9	NO		NO	bb
8	8	180129M1_9	Standard	12.500	2.59	1530.669	14582.996	1.312	12.4	-0.6	NO		NO	bb
9	9	180129M1_10	Standard	12.500	2.59	1235.414	11643.223	1.326	12.6	0.5	NO		NO	bb
10	10	180129M1_11	Standard	12.500	2.59	1240.808	10837.481	1.431	13.6	8.4	NO		NO	bb

Compound name: 13C2-PFHxA
Response Factor: 0.704621
RRF SD: 0.0472168, Relative SD: 6.70102
Response type: Internal Std (Ref 55), Area * (IS Conc. / IS Area)
Curve type: RF

	#	Name	Type	Std. Conc	RT	Area	IS Area	Response	Conc.	%Dev	Conc. Flag	CoD	CoD Flag	x=excluded
1	1	180129M1_2	Standard	5.000	3.08	4364.197	15953.218	3.420	4.9	-2.9	NO		NO	bb
2	2	180129M1_3	Standard	5.000	3.08	4691.589	17677.000	3.318	4.7	-5.8	NO		NO	bb
3	3	180129M1_4	Standard	5.000	3.08	4804.249	17021.891	3.528	5.0	0.1	NO		NO	bb
4	4	180129M1_5	Standard	5.000	3.09	3773.439	14941.700	3.157	4.5	-10.4	NO		NO	bb
5	5	180129M1_6	Standard	5.000	3.08	4685.550	15656.476	3.741	5.3	6.2	NO		NO	bb
6	6	180129M1_7	Standard	5.000	3.08	4586.423	15277.811	3.753	5.3	6.5	NO		NO	bb
7	7	180129M1_8	Standard	5.000	3.09	4155.766	15158.509	3.427	4.9	-2.7	NO		NO	bb
8	8	180129M1_9	Standard	5.000	3.09	4287.350	14582.996	3.675	5.2	4.3	NO		NO	bb
9	9	180129M1_10	Standard	5.000	3.09	3089.721	11643.223	3.317	4.7	-5.8	NO		NO	bb
10	10	180129M1_11	Standard	5.000	3.09	3378.495	10837.481	3.897	5.5	10.6	NO		NO	bb

Dataset: F:\Projects\PFAS.PRO\Results\180129M1\180129M1-CRV.qld

Last Altered: Tuesday, January 30, 2018 08:15:32 Pacific Standard Time
Printed: Tuesday, January 30, 2018 08:17:12 Pacific Standard Time

Compound name: 13C4-PFHpA
Response Factor: 0.687567
RRF SD: 0.0478252, Relative SD: 6.95571
Response type: Internal Std (Ref 55), Area * (IS Conc. / IS Area)
Curve type: RF

	#	Name	Type	Std. Conc	RT	Area	IS Area	Response	Conc.	%Dev	Conc. Flag	CoD	CoD Flag	x=excluded
1	1	180129M1_2	Standard	12.500	3.69	11466.683	15953.218	8.985	13.1	4.5	NO		NO	bb
2	2	180129M1_3	Standard	12.500	3.70	11153.262	17677.000	7.887	11.5	-8.2	NO		NO	bb
3	3	180129M1_4	Standard	12.500	3.70	11503.447	17021.891	8.448	12.3	-1.7	NO		NO	bb
4	4	180129M1_5	Standard	12.500	3.70	10756.314	14941.700	8.999	13.1	4.7	NO		NO	bb
5	5	180129M1_6	Standard	12.500	3.70	10827.786	15656.476	8.645	12.6	0.6	NO		NO	bb
6	6	180129M1_7	Standard	12.500	3.70	11265.295	15277.811	9.217	13.4	7.2	NO		NO	bb
7	7	180129M1_8	Standard	12.500	3.70	9011.514	15158.509	7.431	10.8	-13.5	NO		NO	bb
8	8	180129M1_9	Standard	12.500	3.70	10028.405	14582.996	8.596	12.5	0.0	NO		NO	bb
9	9	180129M1_10	Standard	12.500	3.70	7803.760	11643.223	8.378	12.2	-2.5	NO		NO	bb
10	10	180129M1_11	Standard	12.500	3.70	8116.285	10837.481	9.361	13.6	8.9	NO		NO	bb

Compound name: 18O2-PFHxS
Response Factor: 0.348186
RRF SD: 0.0180983, Relative SD: 5.19788
Response type: Internal Std (Ref 56), Area * (IS Conc. / IS Area)
Curve type: RF

	#	Name	Type	Std. Conc	RT	Area	IS Area	Response	Conc.	%Dev	Conc. Flag	CoD	CoD Flag	x=excluded
1	1	180129M1_2	Standard	12.500	3.84	1372.264	4109.332	4.174	12.0	-4.1	NO		NO	bb
2	2	180129M1_3	Standard	12.500	3.84	1174.198	3629.852	4.044	11.6	-7.1	NO		NO	bb
3	3	180129M1_4	Standard	12.500	3.85	1443.661	4088.442	4.414	12.7	1.4	NO		NO	bb
4	4	180129M1_5	Standard	12.500	3.85	1125.277	3221.908	4.366	12.5	0.3	NO		NO	bb
5	5	180129M1_6	Standard	12.500	3.85	1121.448	3339.981	4.197	12.1	-3.6	NO		NO	bb
6	6	180129M1_7	Standard	12.500	3.85	1254.147	3574.382	4.386	12.6	0.8	NO		NO	bb
7	7	180129M1_8	Standard	12.500	3.85	1235.851	3207.121	4.817	13.8	10.7	NO		NO	bb
8	8	180129M1_9	Standard	12.500	3.85	1151.609	3472.295	4.146	11.9	-4.7	NO		NO	bb
9	9	180129M1_10	Standard	12.500	3.85	998.917	2742.486	4.553	13.1	4.6	NO		NO	bb
10	10	180129M1_11	Standard	12.500	3.85	942.338	2660.494	4.427	12.7	1.7	NO		NO	bb

Dataset: F:\Projects\PFAS.PRO\Results\180129M1\180129M1-CRV.qld

Last Altered: Tuesday, January 30, 2018 08:15:32 Pacific Standard Time
Printed: Tuesday, January 30, 2018 08:17:12 Pacific Standard Time

Compound name: 13C2-6:2 FTS
Response Factor: 0.238085
RRF SD: 0.0327902, Relative SD: 13.7725
Response type: Internal Std (Ref 57), Area * (IS Conc. / IS Area)
Curve type: RF

	#	Name	Type	Std. Conc	RT	Area	IS Area	Response	Conc.	%Dev	Conc. Flag	CoD	CoD Flag	x=excluded
1	1	180129M1_2	Standard	12.500	4.16	3592.351	15121.157	2.970	12.5	-0.2	NO		NO	bb
2	2	180129M1_3	Standard	12.500	4.16	3117.646	16045.155	2.429	10.2	-18.4	NO		NO	bb
3	3	180129M1_4	Standard	12.500	4.16	4002.353	13291.130	3.764	15.8	26.5	NO		NO	bb
4	4	180129M1_5	Standard	12.500	4.17	3346.492	14878.394	2.812	11.8	-5.5	NO		NO	bb
5	5	180129M1_6	Standard	12.500	4.16	2885.542	12419.306	2.904	12.2	-2.4	NO		NO	bb
6	6	180129M1_7	Standard	12.500	4.16	3488.386	16236.504	2.686	11.3	-9.8	NO		NO	bb
7	7	180129M1_8	Standard	12.500	4.16	3415.352	14705.967	2.903	12.2	-2.5	NO		NO	bb
8	8	180129M1_9	Standard	12.500	4.17	4176.344	15623.217	3.341	14.0	12.3	NO		NO	bb
9	9	180129M1_10	Standard	12.500	4.17	5271.331	9610.873	6.856	28.8	130.4	NO		NO	bbX
10	10	180129M1_11	Standard	12.500	4.17	6742.851	10990.752	7.669	32.2	157.7	NO		NO	bbX

Compound name: 13C2-PFOA
Response Factor: 1.18951
RRF SD: 0.135262, Relative SD: 11.3712
Response type: Internal Std (Ref 57), Area * (IS Conc. / IS Area)
Curve type: RF

	#	Name	Type	Std. Conc	RT	Area	IS Area	Response	Conc.	%Dev	Conc. Flag	CoD	CoD Flag	x=excluded
1	1	180129M1_2	Standard	12.500	4.21	19246.498	15121.157	15.910	13.4	7.0	NO		NO	bb
2	2	180129M1_3	Standard	12.500	4.21	18177.396	16045.155	14.161	11.9	-4.8	NO		NO	bb
3	3	180129M1_4	Standard	12.500	4.22	16321.146	13291.130	15.350	12.9	3.2	NO		NO	MM
4	4	180129M1_5	Standard	12.500	4.22	17256.340	14878.394	14.498	12.2	-2.5	NO		NO	MM
5	5	180129M1_6	Standard	12.500	4.22	17429.078	12419.306	17.542	14.7	18.0	NO		NO	bb
6	6	180129M1_7	Standard	12.500	4.22	18169.516	16236.504	13.988	11.8	-5.9	NO		NO	MM
7	7	180129M1_8	Standard	12.500	4.22	13839.815	14705.967	11.764	9.9	-20.9	NO		NO	MM
8	8	180129M1_9	Standard	12.500	4.22	16593.801	15623.217	13.277	11.2	-10.7	NO		NO	bb
9	9	180129M1_10	Standard	12.500	4.22	12815.104	9610.873	16.667	14.0	12.1	NO		NO	bb
10	10	180129M1_11	Standard	12.500	4.22	13656.374	10990.752	15.532	13.1	4.5	NO		NO	bb

Vista Analytical Laboratory

Dataset: F:\Projects\PFAS.PRO\Results\180129M1\180129M1-CRV.qld

Last Altered: Tuesday, January 30, 2018 08:15:32 Pacific Standard Time
Printed: Tuesday, January 30, 2018 08:17:12 Pacific Standard Time

Compound name: 13C5-PFNA
Response Factor: 0.999243
RRF SD: 0.0844277, Relative SD: 8.44917
Response type: Internal Std (Ref 58), Area * (IS Conc. / IS Area)
Curve type: RF

	#	Name	Type	Std. Conc	RT	Area	IS Area	Response	Conc.	%Dev	Conc. Flag	CoD	CoD Flag	x=excluded
1	1	180129M1_2	Standard	12.500	4.65	15011.859	12578.712	14.918	14.9	19.4	NO		NO	bb
2	2	180129M1_3	Standard	12.500	4.64	12907.597	12511.753	12.895	12.9	3.2	NO		NO	bb
3	3	180129M1_4	Standard	12.500	4.65	15144.343	14877.567	12.724	12.7	1.9	NO		NO	bb
4	4	180129M1_5	Standard	12.500	4.65	12999.128	12204.167	13.314	13.3	6.6	NO		NO	bb
5	5	180129M1_6	Standard	12.500	4.65	14216.254	14934.021	11.899	11.9	-4.7	NO		NO	bb
6	6	180129M1_7	Standard	12.500	4.65	13322.089	14368.460	11.590	11.6	-7.2	NO		NO	bb
7	7	180129M1_8	Standard	12.500	4.65	13280.420	13522.400	12.276	12.3	-1.7	NO		NO	bb
8	8	180129M1_9	Standard	12.500	4.65	13259.321	14278.523	11.608	11.6	-7.1	NO		NO	bb
9	9	180129M1_10	Standard	12.500	4.65	10678.512	10861.888	12.289	12.3	-1.6	NO		NO	bb
10	10	180129M1_11	Standard	12.500	4.65	10286.269	11287.084	11.392	11.4	-8.8	NO		NO	bb

Compound name: 13C8-PFOSA
Response Factor: 0.21127
RRF SD: 0.0150916, Relative SD: 7.14328
Response type: Internal Std (Ref 61), Area * (IS Conc. / IS Area)
Curve type: RF

	#	Name	Type	Std. Conc	RT	Area	IS Area	Response	Conc.	%Dev	Conc. Flag	CoD	CoD Flag	x=excluded
1	1	180129M1_2	Standard	12.500	4.71	3517.898	16505.902	2.664	12.6	0.9	NO		NO	bb
2	2	180129M1_3	Standard	12.500	4.71	3459.157	15565.723	2.778	13.1	5.2	NO		NO	bb
3	3	180129M1_4	Standard	12.500	4.72	3784.575	19996.930	2.366	11.2	-10.4	NO		NO	bb
4	4	180129M1_5	Standard	12.500	4.72	3254.866	14097.343	2.886	13.7	9.3	NO		NO	bb
5	5	180129M1_6	Standard	12.500	4.72	3021.466	13334.357	2.832	13.4	7.3	NO		NO	bb
6	6	180129M1_7	Standard	12.500	4.72	3408.994	17223.090	2.474	11.7	-6.3	NO		NO	bb
7	7	180129M1_8	Standard	12.500	4.72	3611.133	15834.193	2.851	13.5	7.9	NO		NO	bb
8	8	180129M1_9	Standard	12.500	4.72	3445.469	17379.852	2.478	11.7	-6.2	NO		NO	bb
9	9	180129M1_10	Standard	12.500	4.72	2459.048	12443.515	2.470	11.7	-6.5	NO		NO	bb
10	10	180129M1_11	Standard	12.500	4.72	2212.584	10599.033	2.609	12.4	-1.2	NO		NO	bb

Dataset: F:\Projects\PFAS.PRO\Results\180129M1\180129M1-CRV.qld

Last Altered: Tuesday, January 30, 2018 08:15:32 Pacific Standard Time
Printed: Tuesday, January 30, 2018 08:17:12 Pacific Standard Time

Compound name: 13C8-PFOS
Response Factor: 0.95661
RRF SD: 0.0890797, Relative SD: 9.31202
Response type: Internal Std (Ref 59), Area * (IS Conc. / IS Area)
Curve type: RF

	#	Name	Type	Std. Conc	RT	Area	IS Area	Response	Conc.	%Dev	Conc. Flag	CoD	CoD Flag	x=excluded
1	1	180129M1_2	Standard	12.500	4.73	3516.005	3579.467	12.278	12.8	2.7	NO		NO	bb
2	2	180129M1_3	Standard	12.500	4.73	3265.587	3594.856	11.355	11.9	-5.0	NO		NO	bb
3	3	180129M1_4	Standard	12.500	4.73	3902.681	3608.548	13.519	14.1	13.1	NO		NO	bb
4	4	180129M1_5	Standard	12.500	4.73	2979.732	3510.073	10.611	11.1	-11.3	NO		NO	bb
5	5	180129M1_6	Standard	12.500	4.73	3218.584	3372.552	11.929	12.5	-0.2	NO		NO	bb
6	6	180129M1_7	Standard	12.500	4.73	3040.877	3141.218	12.101	12.6	1.2	NO		NO	bb
7	7	180129M1_8	Standard	12.500	4.73	3458.132	3714.745	11.637	12.2	-2.7	NO		NO	bb
8	8	180129M1_9	Standard	12.500	4.73	3376.034	3231.531	13.059	13.7	9.2	NO		NO	bb
9	9	180129M1_10	Standard	12.500	4.73	2703.704	2582.491	13.087	13.7	9.4	NO		NO	bb
10	10	180129M1_11	Standard	12.500	4.73	2109.852	2637.216	10.000	10.5	-16.4	NO		NO	bb

Compound name: 13C2-PFDA
Response Factor: 0.9652
RRF SD: 0.1508, Relative SD: 15.6237
Response type: Internal Std (Ref 60), Area * (IS Conc. / IS Area)
Curve type: RF

	#	Name	Type	Std. Conc	RT	Area	IS Area	Response	Conc.	%Dev	Conc. Flag	CoD	CoD Flag	x=excluded
1	1	180129M1_2	Standard	12.500	5.01	16105.683	14108.813	14.269	14.8	18.3	NO		NO	bb
2	2	180129M1_3	Standard	12.500	5.01	13158.185	14204.891	11.579	12.0	-4.0	NO		NO	bb
3	3	180129M1_4	Standard	12.500	5.02	14238.734	13779.809	12.916	13.4	7.1	NO		NO	bb
4	4	180129M1_5	Standard	12.500	5.02	9614.189	13886.872	8.654	9.0	-28.3	NO		NO	bb
5	5	180129M1_6	Standard	12.500	5.02	11936.559	14203.885	10.505	10.9	-12.9	NO		NO	bb
6	6	180129M1_7	Standard	12.500	5.02	13762.231	11364.667	15.137	15.7	25.5	NO		NO	bb
7	7	180129M1_8	Standard	12.500	5.02	12815.966	13329.658	12.018	12.5	-0.4	NO		NO	bb
8	8	180129M1_9	Standard	12.500	5.03	12929.789	13672.135	11.821	12.2	-2.0	NO		NO	bb
9	9	180129M1_10	Standard	12.500	5.02	7891.714	9173.953	10.753	11.1	-10.9	NO		NO	bb
10	10	180129M1_11	Standard	12.500	5.02	9898.697	9519.906	12.997	13.5	7.7	NO		NO	bb

Dataset: F:\Projects\PFAS.PRO\Results\180129M1\180129M1-CRV.qld

Last Altered: Tuesday, January 30, 2018 08:15:32 Pacific Standard Time
Printed: Tuesday, January 30, 2018 08:17:12 Pacific Standard Time

Compound name: 13C2-8:2 FTS
Response Factor: 0.162036
RRF SD: 0.0196899, Relative SD: 12.1516
Response type: Internal Std (Ref 55), Area * (IS Conc. / IS Area)
Curve type: RF

	#	Name	Type	Std. Conc	RT	Area	IS Area	Response	Conc.	%Dev	Conc. Flag	CoD	CoD Flag	x=excluded
1	1	180129M1_2	Standard	12.500	4.99	2987.305	15953.218	2.341	14.4	15.6	NO		NO	bb
2	2	180129M1_3	Standard	12.500	4.99	2423.202	17677.000	1.714	10.6	-15.4	NO		NO	bb
3	3	180129M1_4	Standard	12.500	4.99	2513.315	17021.891	1.846	11.4	-8.9	NO		NO	bb
4	4	180129M1_5	Standard	12.500	4.99	2776.124	14941.700	2.322	14.3	14.7	NO		NO	bb
5	5	180129M1_6	Standard	12.500	4.99	2691.847	15656.476	2.149	13.3	6.1	NO		NO	bb
6	6	180129M1_7	Standard	12.500	4.99	2344.291	15277.811	1.918	11.8	-5.3	NO		NO	bb
7	7	180129M1_8	Standard	12.500	4.99	2145.375	15158.509	1.769	10.9	-12.7	NO		NO	bb
8	8	180129M1_9	Standard	12.500	4.99	2502.425	14582.996	2.145	13.2	5.9	NO		NO	bb
9	9	180129M1_10	Standard	12.500	4.99	4050.442	11643.223	4.348	26.8	114.7	NO		NO	bbX
10	10	180129M1_11	Standard	12.500	4.99	4991.393	10837.481	5.757	35.5	184.2	NO		NO	bbX

Compound name: d3-N-MeFOSAA
Response Factor: 0.39797
RRF SD: 0.037921, Relative SD: 9.52861
Response type: Internal Std (Ref 61), Area * (IS Conc. / IS Area)
Curve type: RF

	#	Name	Type	Std. Conc	RT	Area	IS Area	Response	Conc.	%Dev	Conc. Flag	CoD	CoD Flag	x=excluded
1	1	180129M1_2	Standard	12.500	5.17	6656.865	16505.902	5.041	12.7	1.3	NO		NO	bb
2	2	180129M1_3	Standard	12.500	5.16	6358.921	15565.723	5.107	12.8	2.7	NO		NO	bb
3	3	180129M1_4	Standard	12.500	5.17	6453.844	19996.930	4.034	10.1	-18.9	NO		NO	bb
4	4	180129M1_5	Standard	12.500	5.17	5615.988	14097.343	4.980	12.5	0.1	NO		NO	bb
5	5	180129M1_6	Standard	12.500	5.17	6181.375	13334.357	5.795	14.6	16.5	NO		NO	bb
6	6	180129M1_7	Standard	12.500	5.17	7120.108	17223.090	5.168	13.0	3.9	NO		NO	bb
7	7	180129M1_8	Standard	12.500	5.17	6780.247	15834.193	5.353	13.4	7.6	NO		NO	bb
8	8	180129M1_9	Standard	12.500	5.17	6223.375	17379.852	4.476	11.2	-10.0	NO		NO	bb
9	9	180129M1_10	Standard	12.500	5.17	4913.062	12443.515	4.935	12.4	-0.8	NO		NO	bb
10	10	180129M1_11	Standard	12.500	5.17	4119.576	10599.033	4.858	12.2	-2.3	NO		NO	bb

Dataset: F:\Projects\PFAS.PRO\Results\180129M1\180129M1-CRV.qld

Last Altered: Tuesday, January 30, 2018 08:15:32 Pacific Standard Time
Printed: Tuesday, January 30, 2018 08:17:12 Pacific Standard Time

Compound name: d5-N-EtFOSAA
Response Factor: 0.434985
RRF SD: 0.067635, Relative SD: 15.5488
Response type: Internal Std (Ref 61), Area * (IS Conc. / IS Area)
Curve type: RF

	#	Name	Type	Std. Conc	RT	Area	IS Area	Response	Conc.	%Dev	Conc. Flag	CoD	CoD Flag	x=excluded
1	1	180129M1_2	Standard	12.500	5.32	6762.165	16505.902	5.121	11.8	-5.8	NO		NO	bb
2	2	180129M1_3	Standard	12.500	5.32	7314.510	15565.723	5.874	13.5	8.0	NO		NO	bb
3	3	180129M1_4	Standard	12.500	5.32	8245.564	19996.930	5.154	11.8	-5.2	NO		NO	bb
4	4	180129M1_5	Standard	12.500	5.33	6421.071	14097.343	5.694	13.1	4.7	NO		NO	bb
5	5	180129M1_6	Standard	12.500	5.32	7628.946	13334.357	7.152	16.4	31.5	NO		NO	bb
6	6	180129M1_7	Standard	12.500	5.32	8330.259	17223.090	6.046	13.9	11.2	NO		NO	bb
7	7	180129M1_8	Standard	12.500	5.33	5083.883	15834.193	4.013	9.2	-26.2	NO		NO	bb
8	8	180129M1_9	Standard	12.500	5.33	6532.670	17379.852	4.698	10.8	-13.6	NO		NO	bb
9	9	180129M1_10	Standard	12.500	5.32	5487.930	12443.515	5.513	12.7	1.4	NO		NO	bb
10	10	180129M1_11	Standard	12.500	5.32	4331.502	10599.033	5.108	11.7	-6.0	NO		NO	bb

Compound name: 13C2-PFUdA
Response Factor: 1.05658
RRF SD: 0.141544, Relative SD: 13.3965
Response type: Internal Std (Ref 61), Area * (IS Conc. / IS Area)
Curve type: RF

	#	Name	Type	Std. Conc	RT	Area	IS Area	Response	Conc.	%Dev	Conc. Flag	CoD	CoD Flag	x=excluded
1	1	180129M1_2	Standard	12.500	5.34	18519.861	16505.902	14.025	13.3	6.2	NO		NO	bb
2	2	180129M1_3	Standard	12.500	5.34	17193.967	15565.723	13.808	13.1	4.5	NO		NO	bb
3	3	180129M1_4	Standard	12.500	5.34	20349.033	19996.930	12.720	12.0	-3.7	NO		NO	bb
4	4	180129M1_5	Standard	12.500	5.34	18763.014	14097.343	16.637	15.7	26.0	NO		NO	bb
5	5	180129M1_6	Standard	12.500	5.34	15151.944	13334.357	14.204	13.4	7.5	NO		NO	bb
6	6	180129M1_7	Standard	12.500	5.34	15926.351	17223.090	11.559	10.9	-12.5	NO		NO	bb
7	7	180129M1_8	Standard	12.500	5.35	16743.742	15834.193	13.218	12.5	0.1	NO		NO	bb
8	8	180129M1_9	Standard	12.500	5.35	13867.792	17379.852	9.974	9.4	-24.5	NO		NO	bb
9	9	180129M1_10	Standard	12.500	5.34	12251.990	12443.515	12.308	11.6	-6.8	NO		NO	bb
10	10	180129M1_11	Standard	12.500	5.34	11548.829	10599.033	13.620	12.9	3.1	NO		NO	bb

Dataset: F:\Projects\PFAS.PRO\Results\180129M1\180129M1-CRV.qld

Last Altered: Tuesday, January 30, 2018 08:15:32 Pacific Standard Time
Printed: Tuesday, January 30, 2018 08:17:12 Pacific Standard Time

Compound name: 13C2-PFDoA
Response Factor: 0.850857
RRF SD: 0.0967348, Relative SD: 11.3691
Response type: Internal Std (Ref 61), Area * (IS Conc. / IS Area)
Curve type: RF

	#	Name	Type	Std. Conc	RT	Area	IS Area	Response	Conc.	%Dev	Conc. Flag	CoD	CoD Flag	x=excluded
1	1	180129M1_2	Standard	12.500	5.62	14713.356	16505.902	11.142	13.1	4.8	NO		NO	bb
2	2	180129M1_3	Standard	12.500	5.62	14087.653	15565.723	11.313	13.3	6.4	NO		NO	bb
3	3	180129M1_4	Standard	12.500	5.62	14830.874	19996.930	9.271	10.9	-12.8	NO		NO	bb
4	4	180129M1_5	Standard	12.500	5.62	12130.298	14097.343	10.756	12.6	1.1	NO		NO	bb
5	5	180129M1_6	Standard	12.500	5.62	11690.137	13334.357	10.959	12.9	3.0	NO		NO	bb
6	6	180129M1_7	Standard	12.500	5.62	12621.681	17223.090	9.160	10.8	-13.9	NO		NO	bb
7	7	180129M1_8	Standard	12.500	5.62	14332.131	15834.193	11.314	13.3	6.4	NO		NO	bb
8	8	180129M1_9	Standard	12.500	5.62	13655.496	17379.852	9.821	11.5	-7.7	NO		NO	bb
9	9	180129M1_10	Standard	12.500	5.62	9499.075	12443.515	9.542	11.2	-10.3	NO		NO	bb
10	10	180129M1_11	Standard	12.500	5.62	11089.319	10599.033	13.078	15.4	23.0	NO		NO	bb

Compound name: d3-N-MeFOSA
Response Factor: 0.0975512
RRF SD: 0.0121282, Relative SD: 12.4327
Response type: Internal Std (Ref 61), Area * (IS Conc. / IS Area)
Curve type: RF

	#	Name	Type	Std. Conc	RT	Area	IS Area	Response	Conc.	%Dev	Conc. Flag	CoD	CoD Flag	x=excluded
1	1	180129M1_2	Standard	150.000	5.79	18809.475	16505.902	14.245	146.0	-2.7	NO		NO	bb
2	2	180129M1_3	Standard	150.000	5.79	18881.635	15565.723	15.163	155.4	3.6	NO		NO	bb
3	3	180129M1_4	Standard	150.000	5.79	19174.166	19996.930	11.986	122.9	-18.1	NO		NO	bb
4	4	180129M1_5	Standard	150.000	5.79	17550.148	14097.343	15.562	159.5	6.3	NO		NO	bb
5	5	180129M1_6	Standard	150.000	5.79	17493.434	13334.357	16.399	168.1	12.1	NO		NO	bb
6	6	180129M1_7	Standard	150.000	5.79	18648.807	17223.090	13.535	138.7	-7.5	NO		NO	bb
7	7	180129M1_8	Standard	150.000	5.79	18180.207	15834.193	14.352	147.1	-1.9	NO		NO	bb
8	8	180129M1_9	Standard	150.000	5.80	17096.455	17379.852	12.296	126.0	-16.0	NO		NO	bb
9	9	180129M1_10	Standard	150.000	5.79	14683.942	12443.515	14.751	151.2	0.8	NO		NO	bb
10	10	180129M1_11	Standard	150.000	5.79	15296.366	10599.033	18.040	184.9	23.3	NO		NO	bb

Dataset: F:\Projects\PFAS.PRO\Results\180129M1\180129M1-CRV.qld

Last Altered: Tuesday, January 30, 2018 08:15:32 Pacific Standard Time
Printed: Tuesday, January 30, 2018 08:17:12 Pacific Standard Time

Compound name: 13C2-PFTeDA
Response Factor: 0.402977
RRF SD: 0.0719784, Relative SD: 17.8617
Response type: Internal Std (Ref 61), Area * (IS Conc. / IS Area)
Curve type: RF

	#	Name	Type	Std. Conc	RT	Area	IS Area	Response	Conc.	%Dev	Conc. Flag	CoD	CoD Flag	x=excluded
1	1	180129M1_2	Standard	12.500	6.08	6371.518	16505.902	4.825	12.0	-4.2	NO		NO	bb
2	2	180129M1_3	Standard	12.500	6.08	6051.296	15565.723	4.859	12.1	-3.5	NO		NO	bb
3	3	180129M1_4	Standard	12.500	6.09	6474.006	19996.930	4.047	10.0	-19.7	NO		NO	bb
4	4	180129M1_5	Standard	12.500	6.09	6070.834	14097.343	5.383	13.4	6.9	NO		NO	bb
5	5	180129M1_6	Standard	12.500	6.08	7228.926	13334.357	6.777	16.8	34.5	NO		NO	bb
6	6	180129M1_7	Standard	12.500	6.09	5971.966	17223.090	4.334	10.8	-14.0	NO		NO	bb
7	7	180129M1_8	Standard	12.500	6.09	5459.991	15834.193	4.310	10.7	-14.4	NO		NO	bb
8	8	180129M1_9	Standard	12.500	6.09	6539.699	17379.852	4.704	11.7	-6.6	NO		NO	bb
9	9	180129M1_10	Standard	12.500	6.09	4711.643	12443.515	4.733	11.7	-6.0	NO		NO	bb
10	10	180129M1_11	Standard	12.500	6.09	5426.606	10599.033	6.400	15.9	27.1	NO		NO	bb

Compound name: d5-N-ETFOSA
Response Factor: 0.148582
RRF SD: 0.0142731, Relative SD: 9.6062
Response type: Internal Std (Ref 61), Area * (IS Conc. / IS Area)
Curve type: RF

	#	Name	Type	Std. Conc	RT	Area	IS Area	Response	Conc.	%Dev	Conc. Flag	CoD	CoD Flag	x=excluded
1	1	180129M1_2	Standard	150.000	6.17	29864.836	16505.902	22.617	152.2	1.5	NO		NO	bb
2	2	180129M1_3	Standard	150.000	6.17	29491.363	15565.723	23.683	159.4	6.3	NO		NO	bb
3	3	180129M1_4	Standard	150.000	6.17	31315.664	19996.930	19.575	131.7	-12.2	NO		NO	bb
4	4	180129M1_5	Standard	150.000	6.17	27269.930	14097.343	24.180	162.7	8.5	NO		NO	bb
5	5	180129M1_6	Standard	150.000	6.17	27338.445	13334.357	25.628	172.5	15.0	NO		NO	bb
6	6	180129M1_7	Standard	150.000	6.17	29188.537	17223.090	21.184	142.6	-4.9	NO		NO	bb
7	7	180129M1_8	Standard	150.000	6.18	27126.217	15834.193	21.414	144.1	-3.9	NO		NO	bb
8	8	180129M1_9	Standard	150.000	6.17	26347.309	17379.852	18.950	127.5	-15.0	NO		NO	bb
9	9	180129M1_10	Standard	150.000	6.17	21417.715	12443.515	21.515	144.8	-3.5	NO		NO	bb
10	10	180129M1_11	Standard	150.000	6.17	20457.889	10599.033	24.127	162.4	8.3	NO		NO	bb

Dataset: F:\Projects\PFAS.PRO\Results\180129M1\180129M1-CRV.qld

Last Altered: Tuesday, January 30, 2018 08:15:32 Pacific Standard Time
Printed: Tuesday, January 30, 2018 08:17:12 Pacific Standard Time

Compound name: 13C2-PFHxDA
Response Factor: 0.74509
RRF SD: 0.102263, Relative SD: 13.7249
Response type: Internal Std (Ref 61), Area * (IS Conc. / IS Area)
Curve type: RF

	#	Name	Type	Std. Conc	RT	Area	IS Area	Response	Conc.	%Dev	Conc. Flag	CoD	CoD Flag	x=excluded
1	1	180129M1_2	Standard	5.000	6.42	4902.657	16505.902	3.713	5.0	-0.3	NO		NO	bb
2	2	180129M1_3	Standard	5.000	6.41	4503.765	15565.723	3.617	4.9	-2.9	NO		NO	bb
3	3	180129M1_4	Standard	5.000	6.42	5061.113	19996.930	3.164	4.2	-15.1	NO		NO	bb
4	4	180129M1_5	Standard	5.000	6.42	5181.930	14097.343	4.595	6.2	23.3	NO		NO	bb
5	5	180129M1_6	Standard	5.000	6.42	4312.444	13334.357	4.043	5.4	8.5	NO		NO	bb
6	6	180129M1_7	Standard	5.000	6.42	4160.891	17223.090	3.020	4.1	-18.9	NO		NO	bb
7	7	180129M1_8	Standard	5.000	6.42	4508.277	15834.193	3.559	4.8	-4.5	NO		NO	bb
8	8	180129M1_9	Standard	5.000	6.42	4684.598	17379.852	3.369	4.5	-9.6	NO		NO	bb
9	9	180129M1_10	Standard	5.000	6.42	3714.708	12443.515	3.732	5.0	0.2	NO		NO	bb
10	10	180129M1_11	Standard	5.000	6.42	3768.345	10599.033	4.444	6.0	19.3	NO		NO	bb

Compound name: d7-N-MeFOSE
Response Factor: 0.117865
RRF SD: 0.0167604, Relative SD: 14.22
Response type: Internal Std (Ref 61), Area * (IS Conc. / IS Area)
Curve type: RF

	#	Name	Type	Std. Conc	RT	Area	IS Area	Response	Conc.	%Dev	Conc. Flag	CoD	CoD Flag	x=excluded
1	1	180129M1_2	Standard	150.000	6.29	23673.896	16505.902	17.928	152.1	1.4	NO		NO	bd
2	2	180129M1_3	Standard	150.000	6.28	19779.756	15565.723	15.884	134.8	-10.2	NO		NO	bd
3	3	180129M1_4	Standard	150.000	6.29	21598.203	19996.930	13.501	114.5	-23.6	NO		NO	bb
4	4	180129M1_5	Standard	150.000	6.29	21378.662	14097.343	18.956	160.8	7.2	NO		NO	bd
5	5	180129M1_6	Standard	150.000	6.29	21699.844	13334.357	20.342	172.6	15.1	NO		NO	bb
6	6	180129M1_7	Standard	150.000	6.29	23900.467	17223.090	17.346	147.2	-1.9	NO		NO	bb
7	7	180129M1_8	Standard	150.000	6.29	20350.643	15834.193	16.065	136.3	-9.1	NO		NO	bb
8	8	180129M1_9	Standard	150.000	6.29	23265.764	17379.852	16.733	142.0	-5.4	NO		NO	bd
9	9	180129M1_10	Standard	150.000	6.28	17406.744	12443.515	17.486	148.4	-1.1	NO		NO	bd
10	10	180129M1_11	Standard	150.000	6.29	19124.865	10599.033	22.555	191.4	27.6	NO		NO	bb

Dataset: F:\Projects\PFAS.PRO\Results\180129M1\180129M1-CRV.qld

Last Altered: Tuesday, January 30, 2018 08:15:32 Pacific Standard Time
Printed: Tuesday, January 30, 2018 08:17:12 Pacific Standard Time

Compound name: d9-N-EtFOSE
Response Factor: 0.114548
RRF SD: 0.0140823, Relative SD: 12.2938
Response type: Internal Std (Ref 61), Area * (IS Conc. / IS Area)
Curve type: RF

	#	Name	Type	Std. Conc	RT	Area	IS Area	Response	Conc.	%Dev	Conc. Flag	CoD	CoD Flag	x=excluded
1	1	180129M1_2	Standard	150.000	6.44	21929.123	16505.902	16.607	145.0	-3.3	NO		NO	bb
2	2	180129M1_3	Standard	150.000	6.43	19016.125	15565.723	15.271	133.3	-11.1	NO		NO	bd
3	3	180129M1_4	Standard	150.000	6.44	26382.424	19996.930	16.492	144.0	-4.0	NO		NO	bb
4	4	180129M1_5	Standard	150.000	6.44	18545.430	14097.343	16.444	143.6	-4.3	NO		NO	bb
5	5	180129M1_6	Standard	150.000	6.44	21914.684	13334.357	20.543	179.3	19.6	NO		NO	bd
6	6	180129M1_7	Standard	150.000	6.44	24582.926	17223.090	17.842	155.8	3.8	NO		NO	bb
7	7	180129M1_8	Standard	150.000	6.44	18720.746	15834.193	14.779	129.0	-14.0	NO		NO	bb
8	8	180129M1_9	Standard	150.000	6.44	21718.760	17379.852	15.621	136.4	-9.1	NO		NO	bb
9	9	180129M1_10	Standard	150.000	6.44	17065.604	12443.515	17.143	149.7	-0.2	NO		NO	bb
10	10	180129M1_11	Standard	150.000	6.44	17875.316	10599.033	21.081	184.0	22.7	NO		NO	bb

Compound name: 13C4-PFBA
Response Factor: 1
RRF SD: 0, Relative SD: 0
Response type: Internal Std (Ref 54), Area * (IS Conc. / IS Area)
Curve type: RF

	#	Name	Type	Std. Conc	RT	Area	IS Area	Response	Conc.	%Dev	Conc. Flag	CoD	CoD Flag	x=excluded
1	1	180129M1_2	Standard	12.500	1.35	13039.689	13039.689	12.500	12.5	0.0	NO		NO	bb
2	2	180129M1_3	Standard	12.500	1.36	13293.856	13293.856	12.500	12.5	0.0	NO		NO	bb
3	3	180129M1_4	Standard	12.500	1.36	13932.239	13932.239	12.500	12.5	0.0	NO		NO	MM
4	4	180129M1_5	Standard	12.500	1.36	12277.075	12277.075	12.500	12.5	0.0	NO		NO	bb
5	5	180129M1_6	Standard	12.500	1.36	12540.224	12540.224	12.500	12.5	0.0	NO		NO	bb
6	6	180129M1_7	Standard	12.500	1.36	13330.994	13330.994	12.500	12.5	0.0	NO		NO	bb
7	7	180129M1_8	Standard	12.500	1.36	12531.915	12531.915	12.500	12.5	0.0	NO		NO	bb
8	8	180129M1_9	Standard	12.500	1.36	12489.366	12489.366	12.500	12.5	0.0	NO		NO	bb
9	9	180129M1_10	Standard	12.500	1.37	10144.806	10144.806	12.500	12.5	0.0	NO		NO	bb
10	10	180129M1_11	Standard	12.500	1.37	10062.537	10062.537	12.500	12.5	0.0	NO		NO	MM

Dataset: F:\Projects\PFAS.PRO\Results\180129M1\180129M1-CRV.qld

Last Altered: Tuesday, January 30, 2018 08:15:32 Pacific Standard Time
Printed: Tuesday, January 30, 2018 08:17:12 Pacific Standard Time

Compound name: 13C5-PFHxA
Response Factor: 1
RRF SD: 0, Relative SD: 0
Response type: Internal Std (Ref 55), Area * (IS Conc. / IS Area)
Curve type: RF

	#	Name	Type	Std. Conc	RT	Area	IS Area	Response	Conc.	%Dev	Conc. Flag	CoD	CoD Flag	x=excluded
1	1	180129M1_2	Standard	12.500	3.08	15953.218	15953.218	12.500	12.5	0.0	NO		NO	bb
2	2	180129M1_3	Standard	12.500	3.08	17677.000	17677.000	12.500	12.5	0.0	NO		NO	bb
3	3	180129M1_4	Standard	12.500	3.08	17021.891	17021.891	12.500	12.5	0.0	NO		NO	bb
4	4	180129M1_5	Standard	12.500	3.09	14941.700	14941.700	12.500	12.5	0.0	NO		NO	bb
5	5	180129M1_6	Standard	12.500	3.08	15656.476	15656.476	12.500	12.5	0.0	NO		NO	bb
6	6	180129M1_7	Standard	12.500	3.08	15277.811	15277.811	12.500	12.5	0.0	NO		NO	bb
7	7	180129M1_8	Standard	12.500	3.09	15158.509	15158.509	12.500	12.5	0.0	NO		NO	bb
8	8	180129M1_9	Standard	12.500	3.09	14582.996	14582.996	12.500	12.5	0.0	NO		NO	bb
9	9	180129M1_10	Standard	12.500	3.09	11643.223	11643.223	12.500	12.5	0.0	NO		NO	bb
10	10	180129M1_11	Standard	12.500	3.09	10837.481	10837.481	12.500	12.5	0.0	NO		NO	bb

Compound name: 13C3-PFHxS
Response Factor: 1
RRF SD: 0, Relative SD: 0
Response type: Internal Std (Ref 56), Area * (IS Conc. / IS Area)
Curve type: RF

	#	Name	Type	Std. Conc	RT	Area	IS Area	Response	Conc.	%Dev	Conc. Flag	CoD	CoD Flag	x=excluded
1	1	180129M1_2	Standard	12.500	3.84	4109.332	4109.332	12.500	12.5	0.0	NO		NO	bb
2	2	180129M1_3	Standard	12.500	3.85	3629.852	3629.852	12.500	12.5	0.0	NO		NO	bb
3	3	180129M1_4	Standard	12.500	3.85	4088.442	4088.442	12.500	12.5	0.0	NO		NO	bb
4	4	180129M1_5	Standard	12.500	3.85	3221.908	3221.908	12.500	12.5	0.0	NO		NO	bb
5	5	180129M1_6	Standard	12.500	3.85	3339.981	3339.981	12.500	12.5	0.0	NO		NO	bb
6	6	180129M1_7	Standard	12.500	3.85	3574.382	3574.382	12.500	12.5	0.0	NO		NO	bb
7	7	180129M1_8	Standard	12.500	3.85	3207.121	3207.121	12.500	12.5	0.0	NO		NO	bb
8	8	180129M1_9	Standard	12.500	3.85	3472.295	3472.295	12.500	12.5	0.0	NO		NO	bb
9	9	180129M1_10	Standard	12.500	3.85	2742.486	2742.486	12.500	12.5	0.0	NO		NO	bb
10	10	180129M1_11	Standard	12.500	3.85	2660.494	2660.494	12.500	12.5	0.0	NO		NO	bb

Dataset: F:\Projects\PFAS.PRO\Results\180129M1\180129M1-CRV.qld

Last Altered: Tuesday, January 30, 2018 08:15:32 Pacific Standard Time
Printed: Tuesday, January 30, 2018 08:17:12 Pacific Standard Time

Compound name: 13C8-PFOA
Response Factor: 1
RRF SD: 0, Relative SD: 0
Response type: Internal Std (Ref 57), Area * (IS Conc. / IS Area)
Curve type: RF

	#	Name	Type	Std. Conc	RT	Area	IS Area	Response	Conc.	%Dev	Conc. Flag	CoD	CoD Flag	x=excluded
1	1	180129M1_2	Standard	12.500	4.21	15121.157	15121.157	12.500	12.5	0.0	NO		NO	bb
2	2	180129M1_3	Standard	12.500	4.21	16045.155	16045.155	12.500	12.5	0.0	NO		NO	bb
3	3	180129M1_4	Standard	12.500	4.22	13291.130	13291.130	12.500	12.5	0.0	NO		NO	bb
4	4	180129M1_5	Standard	12.500	4.22	14878.394	14878.394	12.500	12.5	0.0	NO		NO	bb
5	5	180129M1_6	Standard	12.500	4.22	12419.306	12419.306	12.500	12.5	0.0	NO		NO	bb
6	6	180129M1_7	Standard	12.500	4.22	16236.504	16236.504	12.500	12.5	0.0	NO		NO	bb
7	7	180129M1_8	Standard	12.500	4.22	14705.967	14705.967	12.500	12.5	0.0	NO		NO	bb
8	8	180129M1_9	Standard	12.500	4.22	15623.217	15623.217	12.500	12.5	0.0	NO		NO	bb
9	9	180129M1_10	Standard	12.500	4.22	9610.873	9610.873	12.500	12.5	0.0	NO		NO	bb
10	10	180129M1_11	Standard	12.500	4.22	10990.752	10990.752	12.500	12.5	0.0	NO		NO	bb

Compound name: 13C9-PFNA
Response Factor: 1
RRF SD: 0, Relative SD: 0
Response type: Internal Std (Ref 58), Area * (IS Conc. / IS Area)
Curve type: RF

	#	Name	Type	Std. Conc	RT	Area	IS Area	Response	Conc.	%Dev	Conc. Flag	CoD	CoD Flag	x=excluded
1	1	180129M1_2	Standard	12.500	4.65	12578.712	12578.712	12.500	12.5	0.0	NO		NO	bb
2	2	180129M1_3	Standard	12.500	4.64	12511.753	12511.753	12.500	12.5	0.0	NO		NO	bb
3	3	180129M1_4	Standard	12.500	4.65	14877.567	14877.567	12.500	12.5	0.0	NO		NO	bb
4	4	180129M1_5	Standard	12.500	4.65	12204.167	12204.167	12.500	12.5	0.0	NO		NO	bb
5	5	180129M1_6	Standard	12.500	4.65	14934.021	14934.021	12.500	12.5	0.0	NO		NO	bb
6	6	180129M1_7	Standard	12.500	4.65	14368.460	14368.460	12.500	12.5	0.0	NO		NO	bb
7	7	180129M1_8	Standard	12.500	4.65	13522.400	13522.400	12.500	12.5	0.0	NO		NO	bb
8	8	180129M1_9	Standard	12.500	4.65	14278.523	14278.523	12.500	12.5	0.0	NO		NO	bb
9	9	180129M1_10	Standard	12.500	4.65	10861.888	10861.888	12.500	12.5	0.0	NO		NO	bb
10	10	180129M1_11	Standard	12.500	4.65	11287.084	11287.084	12.500	12.5	0.0	NO		NO	bb

Dataset: F:\Projects\PFAS.PRO\Results\180129M1\180129M1-CRV.qld

Last Altered: Tuesday, January 30, 2018 08:15:32 Pacific Standard Time
Printed: Tuesday, January 30, 2018 08:17:12 Pacific Standard Time

Compound name: 13C4-PFOS
Response Factor: 1
RRF SD: 0, Relative SD: 0
Response type: Internal Std (Ref 59), Area * (IS Conc. / IS Area)
Curve type: RF

	#	Name	Type	Std. Conc	RT	Area	IS Area	Response	Conc.	%Dev	Conc. Flag	CoD	CoD Flag	x=excluded
1	1	180129M1_2	Standard	12.500	4.73	3579.467	3579.467	12.500	12.5	0.0	NO		NO	bb
2	2	180129M1_3	Standard	12.500	4.73	3594.856	3594.856	12.500	12.5	0.0	NO		NO	bb
3	3	180129M1_4	Standard	12.500	4.73	3608.548	3608.548	12.500	12.5	0.0	NO		NO	bb
4	4	180129M1_5	Standard	12.500	4.73	3510.073	3510.073	12.500	12.5	0.0	NO		NO	bb
5	5	180129M1_6	Standard	12.500	4.73	3372.552	3372.552	12.500	12.5	0.0	NO		NO	bb
6	6	180129M1_7	Standard	12.500	4.73	3141.218	3141.218	12.500	12.5	0.0	NO		NO	bb
7	7	180129M1_8	Standard	12.500	4.74	3714.745	3714.745	12.500	12.5	0.0	NO		NO	bb
8	8	180129M1_9	Standard	12.500	4.74	3231.531	3231.531	12.500	12.5	0.0	NO		NO	bb
9	9	180129M1_10	Standard	12.500	4.74	2582.491	2582.491	12.500	12.5	0.0	NO		NO	bb
10	10	180129M1_11	Standard	12.500	4.74	2637.216	2637.216	12.500	12.5	0.0	NO		NO	bb

Compound name: 13C6-PFDA
Response Factor: 1
RRF SD: 0, Relative SD: 0
Response type: Internal Std (Ref 60), Area * (IS Conc. / IS Area)
Curve type: RF

	#	Name	Type	Std. Conc	RT	Area	IS Area	Response	Conc.	%Dev	Conc. Flag	CoD	CoD Flag	x=excluded
1	1	180129M1_2	Standard	12.500	5.01	14108.813	14108.813	12.500	12.5	0.0	NO		NO	bb
2	2	180129M1_3	Standard	12.500	5.01	14204.891	14204.891	12.500	12.5	0.0	NO		NO	bb
3	3	180129M1_4	Standard	12.500	5.02	13779.809	13779.809	12.500	12.5	0.0	NO		NO	bb
4	4	180129M1_5	Standard	12.500	5.02	13886.872	13886.872	12.500	12.5	0.0	NO		NO	bb
5	5	180129M1_6	Standard	12.500	5.02	14203.885	14203.885	12.500	12.5	0.0	NO		NO	bb
6	6	180129M1_7	Standard	12.500	5.02	11364.667	11364.667	12.500	12.5	0.0	NO		NO	bb
7	7	180129M1_8	Standard	12.500	5.02	13329.658	13329.658	12.500	12.5	0.0	NO		NO	bb
8	8	180129M1_9	Standard	12.500	5.02	13672.135	13672.135	12.500	12.5	0.0	NO		NO	bb
9	9	180129M1_10	Standard	12.500	5.02	9173.953	9173.953	12.500	12.5	0.0	NO		NO	bb
10	10	180129M1_11	Standard	12.500	5.02	9519.906	9519.906	12.500	12.5	0.0	NO		NO	bb

Dataset: F:\Projects\PFAS.PRO\Results\180129M1\180129M1-CRV.qld

Last Altered: Tuesday, January 30, 2018 08:15:32 Pacific Standard Time
Printed: Tuesday, January 30, 2018 08:17:12 Pacific Standard Time

Compound name: 13C7-PFUdA
Response Factor: 1
RRF SD: 0, Relative SD: 0
Response type: Internal Std (Ref 61), Area * (IS Conc. / IS Area)
Curve type: RF

	#	Name	Type	Std. Conc	RT	Area	IS Area	Response	Conc.	%Dev	Conc. Flag	CoD	CoD Flag	x=excluded
1	1	180129M1_2	Standard	12.500	5.34	16505.902	16505.902	12.500	12.5	0.0	NO		NO	bb
2	2	180129M1_3	Standard	12.500	5.34	15565.723	15565.723	12.500	12.5	0.0	NO		NO	bb
3	3	180129M1_4	Standard	12.500	5.34	19996.930	19996.930	12.500	12.5	0.0	NO		NO	bb
4	4	180129M1_5	Standard	12.500	5.34	14097.343	14097.343	12.500	12.5	0.0	NO		NO	bb
5	5	180129M1_6	Standard	12.500	5.34	13334.357	13334.357	12.500	12.5	0.0	NO		NO	bb
6	6	180129M1_7	Standard	12.500	5.34	17223.090	17223.090	12.500	12.5	0.0	NO		NO	bb
7	7	180129M1_8	Standard	12.500	5.34	15834.193	15834.193	12.500	12.5	0.0	NO		NO	bb
8	8	180129M1_9	Standard	12.500	5.34	17379.852	17379.852	12.500	12.5	0.0	NO		NO	bb
9	9	180129M1_10	Standard	12.500	5.34	12443.515	12443.515	12.500	12.5	0.0	NO		NO	bb
10	10	180129M1_11	Standard	12.500	5.34	10599.033	10599.033	12.500	12.5	0.0	NO		NO	bb

Vista Analytical Laboratory

Dataset: F:\Projects\PFAS.PRO\Results\180129M1\180129M1-CRV.qld

Last Altered: Tuesday, January 30, 2018 08:15:32 Pacific Standard Time
Printed: Tuesday, January 30, 2018 08:17:12 Pacific Standard Time

Method: F:\Projects\PFAS.PRO\MethDB\PFAS_FULL_80C_012518.mdb 26 Jan 2018 09:01:53
Calibration: F:\Projects\PFAS.PRO\CurveDB\C18_VAL-PFAS_Q4_01-29-18-FULL.cdb 30 Jan 2018 08:15:32

Name: 180129M1_2, Date: 29-Jan-2018, Time: 10:27:35, ID: ST180129M1-1 PFC CS-2 18A1904, Description: PFC CS-2 18A1904

	#	Name	CoD	CoD Flag	%RSD
1	1	PFBA	0.9986	NO	
2	2	PFPeA	0.9982	NO	
3	3	PFBS	0.9995	NO	
4	4	PFHxA	0.9990	NO	
5	5	PFHpA	0.9981	NO	
6	6	L-PFHxS	0.9968	NO	
7	8	6:2 FTS	0.9918	NO	
8	9	L-PFOA	0.9982	NO	
9	11	PFHpS	0.9978	NO	
10	12	PFNA	0.9998	NO	
11	13	PFOSA	0.9994	NO	
12	14	L-PFOS	0.9931	NO	
13	16	PFDA	0.9987	NO	
14	17	8:2 FTS	0.9929	NO	
15	18	N-MeFOSAA	0.9989	NO	
16	19	N-EtFOSAA	0.9938	NO	
17	20	PFUdA	0.9943	NO	
18	21	PFDS	0.9953	NO	
19	22	PFDoA	0.9965	NO	
20	23	N-MeFOSA	0.9996	NO	
21	24	PFTrDA	0.9943	NO	
22	25	PFTeDA	0.9997	NO	
23	26	N-EtFOSA	0.9997	NO	
24	27	PFHxDA	0.9986	NO	
25	28	PFODA	0.9989	NO	
26	29	N-MeFOSE	0.9934	NO	
27	30	N-EtFOSE	0.9966	NO	
28	31	13C3-PFBA		NO	3.464
29	32	13C3-PFPeA		NO	5.918
30	33	13C3-PFBS		NO	6.514
31	34	13C2-PFHxA		NO	6.701

Dataset: F:\Projects\PFAS.PRO\Results\180129M1\180129M1-CRV.qld

Last Altered: Tuesday, January 30, 2018 08:15:32 Pacific Standard Time
Printed: Tuesday, January 30, 2018 08:17:12 Pacific Standard Time

Name: 180129M1_2, Date: 29-Jan-2018, Time: 10:27:35, ID: ST180129M1-1 PFC CS-2 18A1904, Description: PFC CS-2 18A1904

	#	Name	CoD	CoD Flag	%RSD
32	35	13C4-PFHpA		NO	6.956
33	36	18O2-PFHxS		NO	5.198
34	37	13C2-6:2 FTS		NO	13.772
35	38	13C2-PFOA		NO	11.371
36	39	13C5-PFNA		NO	8.449
37	40	13C8-PFOSA		NO	7.143
38	41	13C8-PFOS		NO	9.312
39	42	13C2-PFDA		NO	15.624
40	43	13C2-8:2 FTS		NO	12.152
41	44	d3-N-MeFOSAA		NO	9.529
42	45	d5-N-EtFOSAA		NO	15.549
43	46	13C2-PFUdA		NO	13.396
44	47	13C2-PFDoA		NO	11.369
45	48	d3-N-MeFOSA		NO	12.433
46	49	13C2-PFTeDA		NO	17.862
47	50	d5-N-ETFOSA		NO	9.606
48	51	13C2-PFHxDA		NO	13.725
49	52	d7-N-MeFOSE		NO	14.220
50	53	d9-N-EtFOSE		NO	12.294
51	54	13C4-PFBA		NO	0.000
52	55	13C5-PFHxA		NO	0.000
53	56	13C3-PFHxS		NO	0.000
54	57	13C8-PFOA		NO	0.000
55	58	13C9-PFNA		NO	0.000
56	59	13C4-PFOS		NO	0.000
57	60	13C6-PFDA		NO	0.000
58	61	13C7-PFUdA		NO	0.000

Vista Analytical Laboratory

Dataset: Untitled

Last Altered: Tuesday, January 30, 2018 08:17:32 Pacific Standard Time
Printed: Tuesday, January 30, 2018 08:35:23 Pacific Standard Time

Method: F:\Projects\PFAS.PRO\MethDB\PFAS_FULL_80C_012518.mdb 26 Jan 2018 09:01:53
Calibration: F:\Projects\PFAS.PRO\CurveDB\C18_VAL-PFAS_Q4_01-29-18-FULL.cdb 30 Jan 2018 08:15:32

Compound name: PFBA

	Name	ID	Acq.Date	Acq.Time
1	180129M1_1	IPA	29-Jan-18	10:16:04
2	180129M1_2	ST180129M1-1 PFC CS-2 18A1904	29-Jan-18	10:27:35
3	180129M1_3	ST180129M1-2 PFC CS-1 18A1905	29-Jan-18	10:39:02
4	180129M1_4	ST180129M1-3 PFC CS0 18A1906	29-Jan-18	10:50:31
5	180129M1_5	ST180129M1-4 PFC CS1 18A1907	29-Jan-18	11:02:00
6	180129M1_6	ST180129M1-5 PFC CS2 18A1908	29-Jan-18	11:13:30
7	180129M1_7	ST180129M1-6 PFC CS3 18A1909	29-Jan-18	11:24:59
8	180129M1_8	ST180129M1-7 PFC CS4 18A1910	29-Jan-18	11:36:29
9	180129M1_9	ST180129M1-8 PFC CS5 18A1911	29-Jan-18	11:47:59
10	180129M1_10	ST180129M1-9 PFC CS6 18A2403	29-Jan-18	11:59:26
11	180129M1_11	ST180129M1-10 PFC CS7 18A2404	29-Jan-18	12:10:56
12	180129M1_12	IPA	29-Jan-18	12:22:23
13	180129M1_13	ICV180129M1-1 PFC ICV 18A1903	29-Jan-18	12:33:53
14	180129M1_14	IPA	29-Jan-18	12:45:23

Vista Analytical Laboratory Q1

Dataset: F:\Projects\PFAS.PRO\Results\180129M1\180129M1-CRV.qld

Last Altered: Tuesday, January 30, 2018 08:15:32 Pacific Standard Time
Printed: Tuesday, January 30, 2018 08:16:23 Pacific Standard Time

Method: F:\Projects\PFAS.PRO\MethDB\PFAS_FULL_80C_012518.mdb 26 Jan 2018 09:01:53
Calibration: F:\Projects\PFAS.PRO\CurveDB\C18_VAL-PFAS_Q4_01-29-18-FULL.cdb 30 Jan 2018 08:15:32

Compound name: PFBA
Correlation coefficient: r = 0.999310, r^2 = 0.998620
Calibration curve: 1.19182 * x + -0.064043
Response type: Internal Std (Ref 31), Area * (IS Conc. / IS Area)
Curve type: Linear, Origin: Include, Weighting: 1/x, Axis trans: None

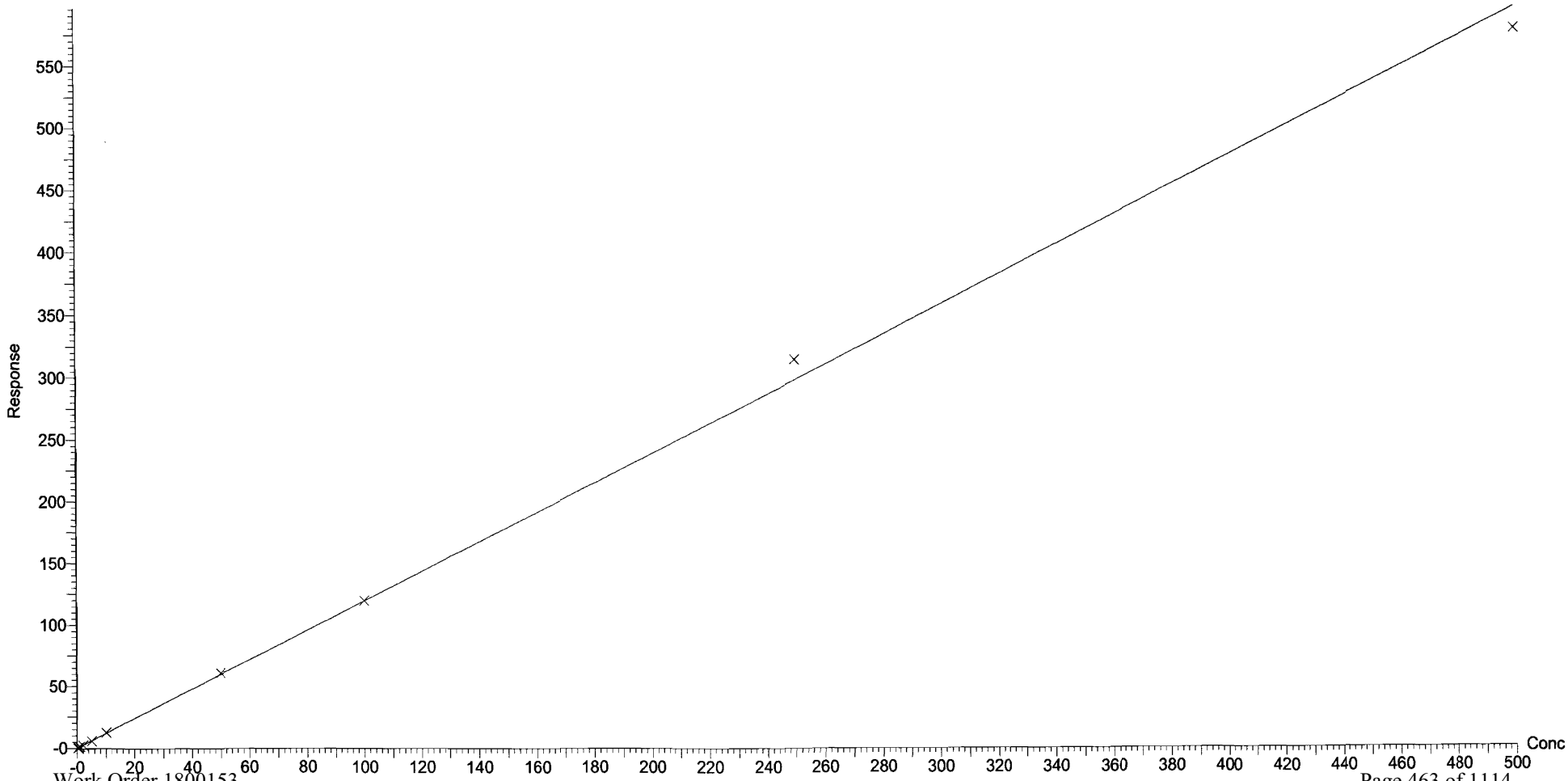

Dataset: F:\Projects\PFAS.PRO\Results\180129M1\180129M1-CRV.qld

Last Altered: Tuesday, January 30, 2018 08:15:32 Pacific Standard Time
Printed: Tuesday, January 30, 2018 08:16:23 Pacific Standard Time

Compound name: PFPeA
Correlation coefficient: r = 0.999115, r^2 = 0.998230
Calibration curve: 0.971385 * x + 0.0766429
Response type: Internal Std (Ref 32), Area * (IS Conc. / IS Area)
Curve type: Linear, Origin: Exclude, Weighting: 1/x, Axis trans: None

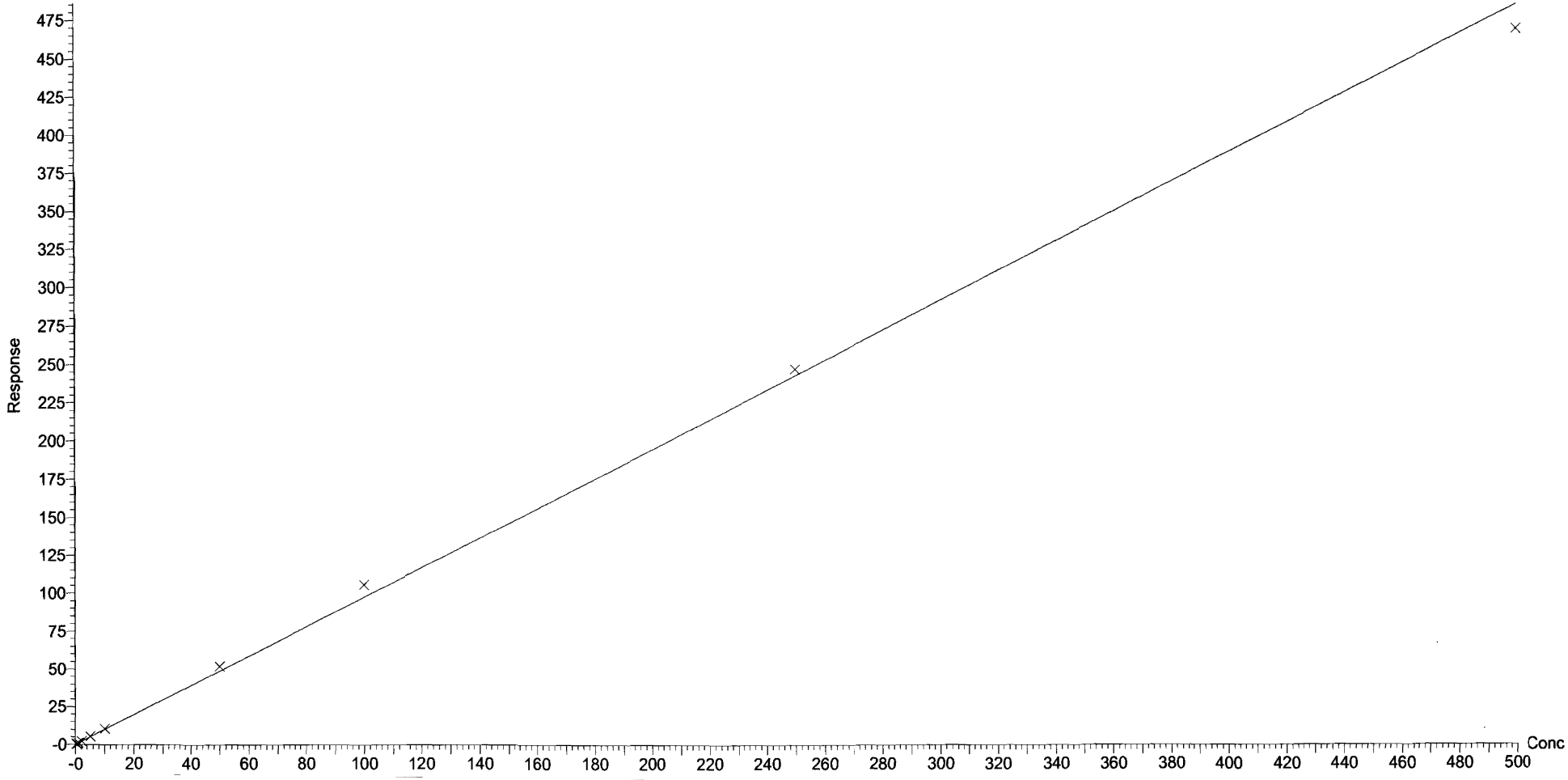

Dataset: F:\Projects\PFAS.PRO\Results\180129M1\180129M1-CRV.qld

Last Altered: Tuesday, January 30, 2018 08:15:32 Pacific Standard Time
Printed: Tuesday, January 30, 2018 08:16:23 Pacific Standard Time

Compound name: PFBS
Coefficient of Determination: R^2 = 0.999457
Calibration curve: -0.000360578 * x^2 + 1.84707 * x + 0.0547607
Response type: Internal Std (Ref 33), Area * (IS Conc. / IS Area)
Curve type: 2nd Order, Origin: Exclude, Weighting: 1/x, Axis trans: None

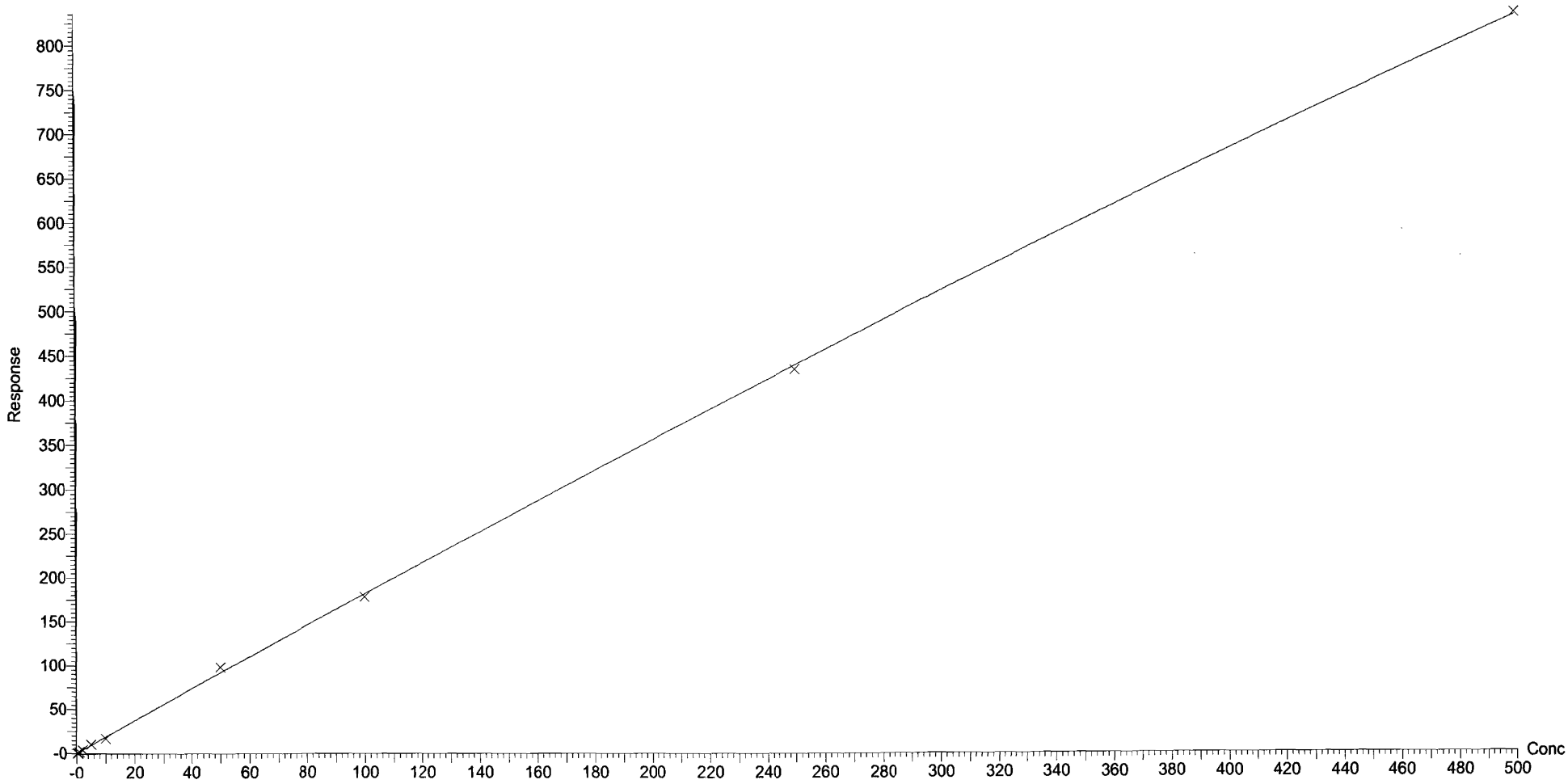

Dataset: F:\Projects\PFAS.PRO\Results\180129M1\180129M1-CRV.qld

Last Altered: Tuesday, January 30, 2018 08:15:32 Pacific Standard Time
Printed: Tuesday, January 30, 2018 08:16:23 Pacific Standard Time

Compound name: PFHxA
Correlation coefficient: r = 0.999513, r^2 = 0.999027
Calibration curve: 1.48726 * x + 0.128235
Response type: Internal Std (Ref 34), Area * (IS Conc. / IS Area)
Curve type: Linear, Origin: Exclude, Weighting: 1/x, Axis trans: None

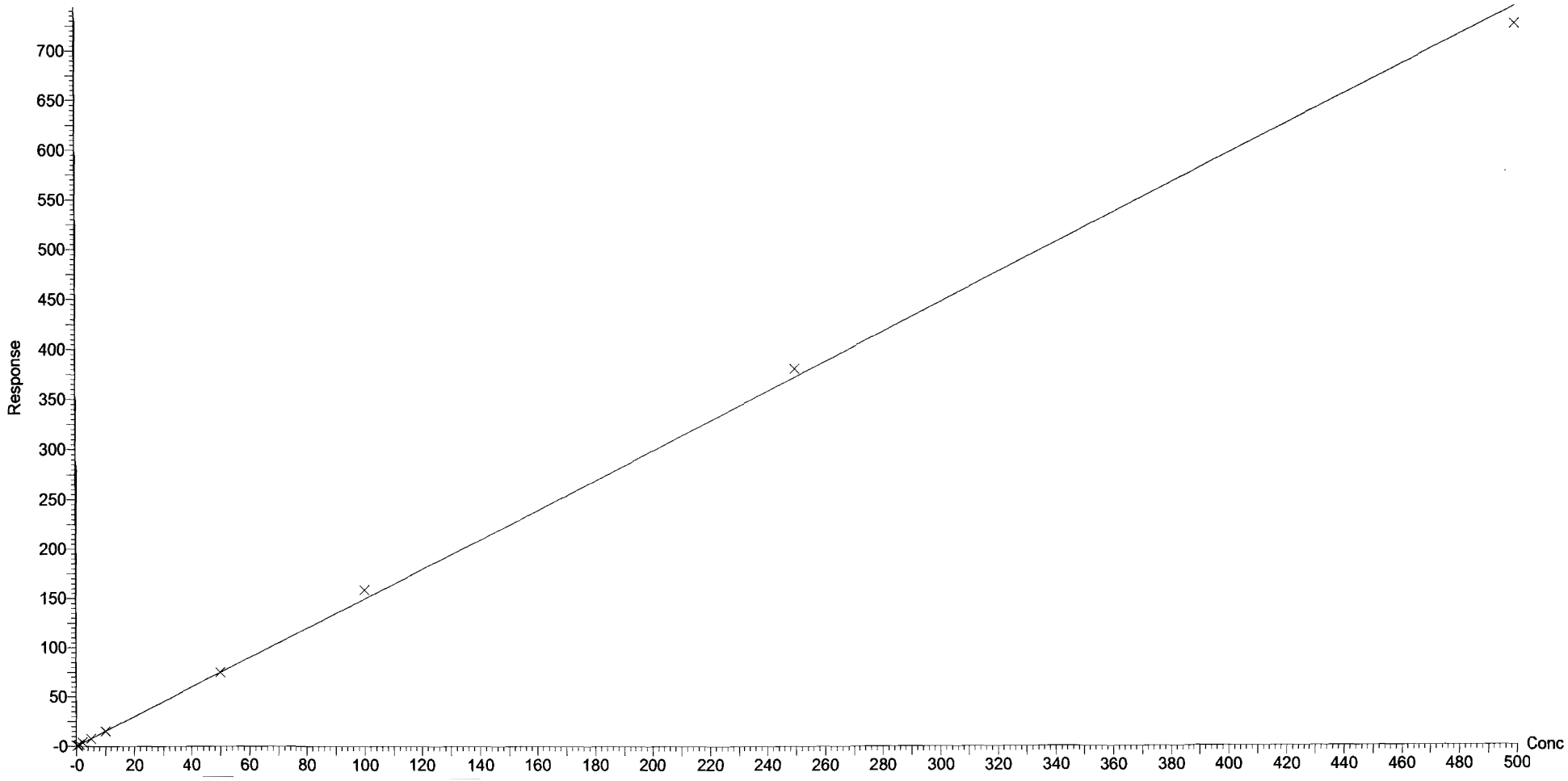

Dataset: F:\Projects\PFAS.PRO\Results\180129M1\180129M1-CRV.qld

Last Altered: Tuesday, January 30, 2018 08:15:32 Pacific Standard Time
Printed: Tuesday, January 30, 2018 08:16:23 Pacific Standard Time

Compound name: PFHpA
Correlation coefficient: r = 0.999030, r^2 = 0.998062
Calibration curve: 1.23892 * x + 0.135819
Response type: Internal Std (Ref 35), Area * (IS Conc. / IS Area)
Curve type: Linear, Origin: Exclude, Weighting: 1/x, Axis trans: None

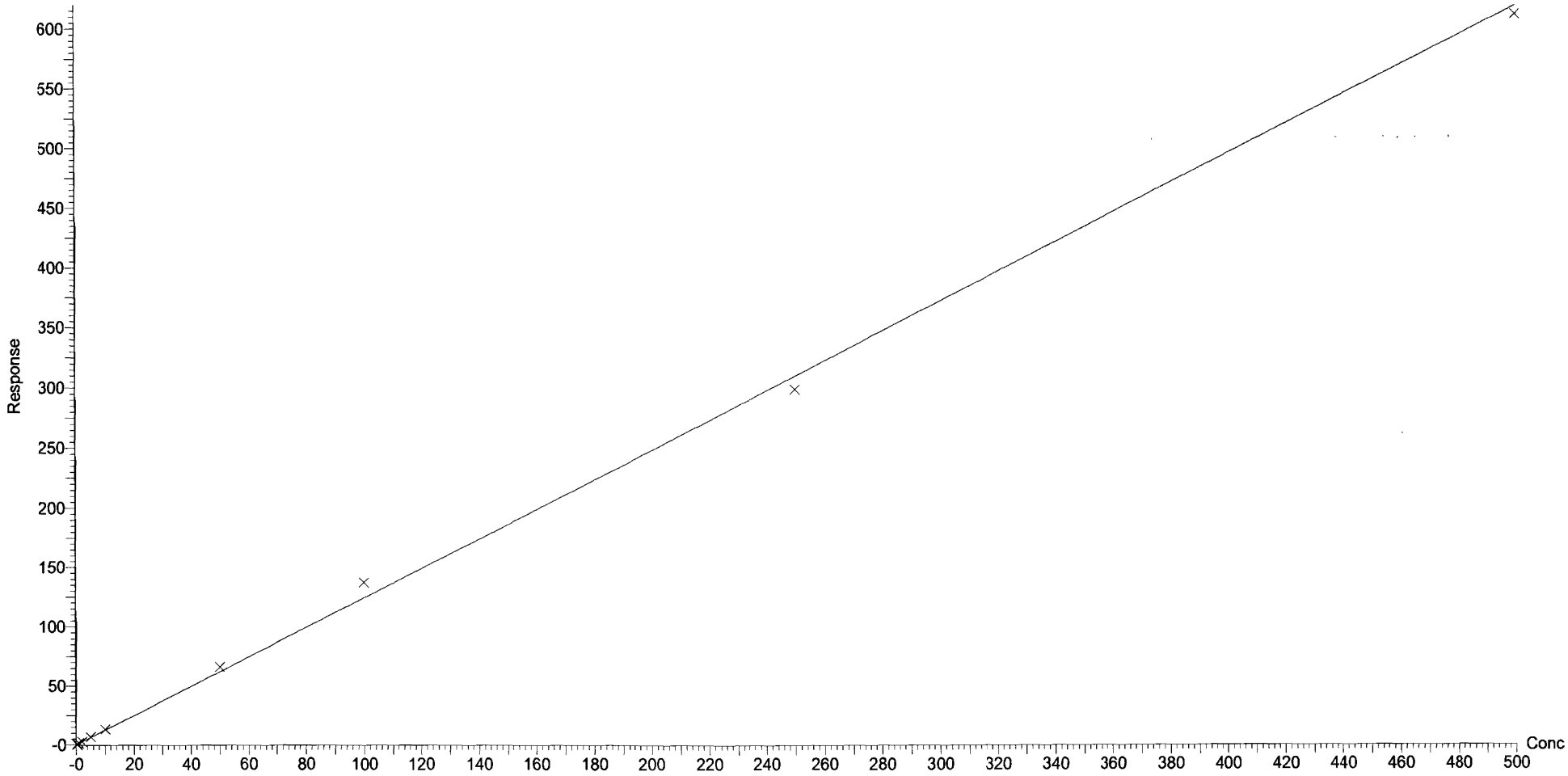

Dataset: F:\Projects\PFAS.PRO\Results\180129M1\180129M1-CRV.qld

Last Altered: Tuesday, January 30, 2018 08:15:32 Pacific Standard Time
Printed: Tuesday, January 30, 2018 08:16:23 Pacific Standard Time

Compound name: L-PFHxS
Coefficient of Determination: R^2 = 0.996768
Calibration curve: -0.000450135 * x^2 + 1.79203 * x + -0.0391188
Response type: Internal Std (Ref 36), Area * (IS Conc. / IS Area)
Curve type: 2nd Order, Origin: Exclude, Weighting: 1/x, Axis trans: None

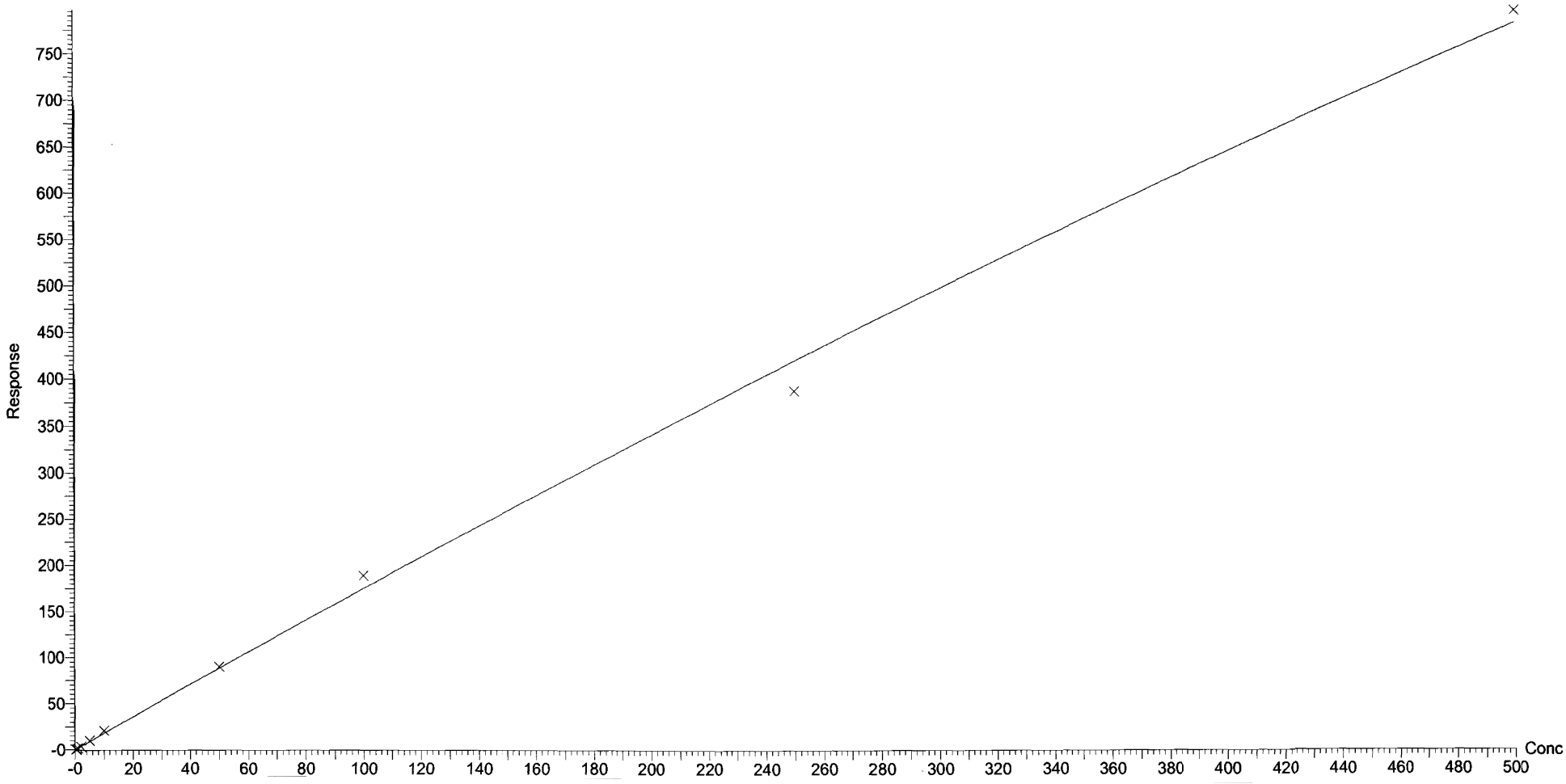

Dataset: F:\Projects\PFAS.PRO\Results\180129M1\180129M1-CRV.qld

Last Altered: Tuesday, January 30, 2018 08:15:32 Pacific Standard Time
Printed: Tuesday, January 30, 2018 08:16:23 Pacific Standard Time

Compound name: 6:2 FTS
Coefficient of Determination: R^2 = 0.991818
Calibration curve: -4.4734e-005 * x^2 + 0.229509 * x + -0.00838563
Response type: Internal Std (Ref 38), Area * (IS Conc. / IS Area)
Curve type: 2nd Order, Origin: Include, Weighting: 1/x, Axis trans: None

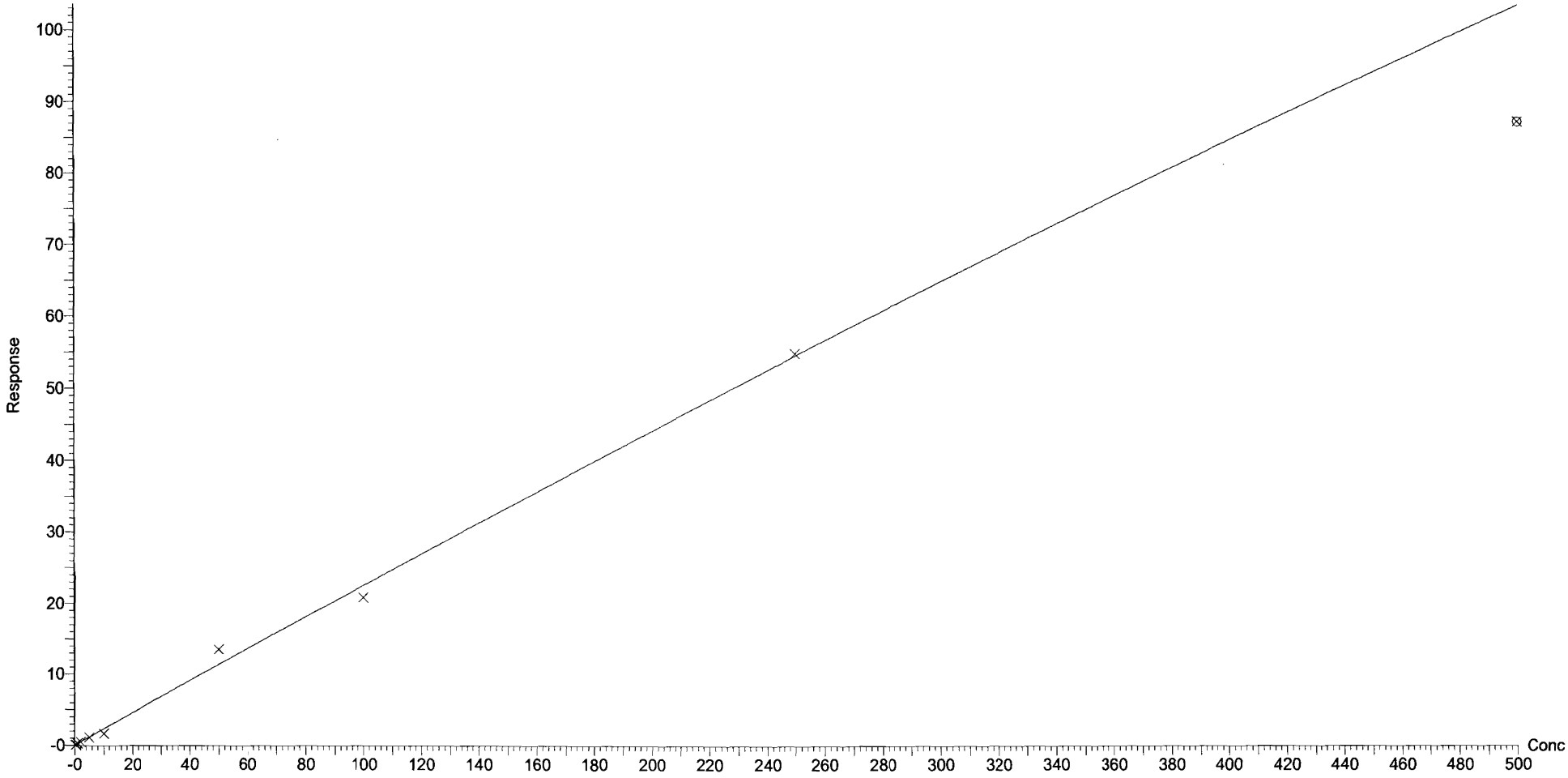

Dataset: F:\Projects\PFAS.PRO\Results\180129M1\180129M1-CRV.qld

Last Altered: Tuesday, January 30, 2018 08:15:32 Pacific Standard Time
Printed: Tuesday, January 30, 2018 08:16:23 Pacific Standard Time

Compound name: L-PFOA
Coefficient of Determination: R^2 = 0.998167
Calibration curve: -0.000217563 * x^2 + 0.986693 * x + 0.0907899
Response type: Internal Std (Ref 38), Area * (IS Conc. / IS Area)
Curve type: 2nd Order, Origin: Exclude, Weighting: 1/x, Axis trans: None

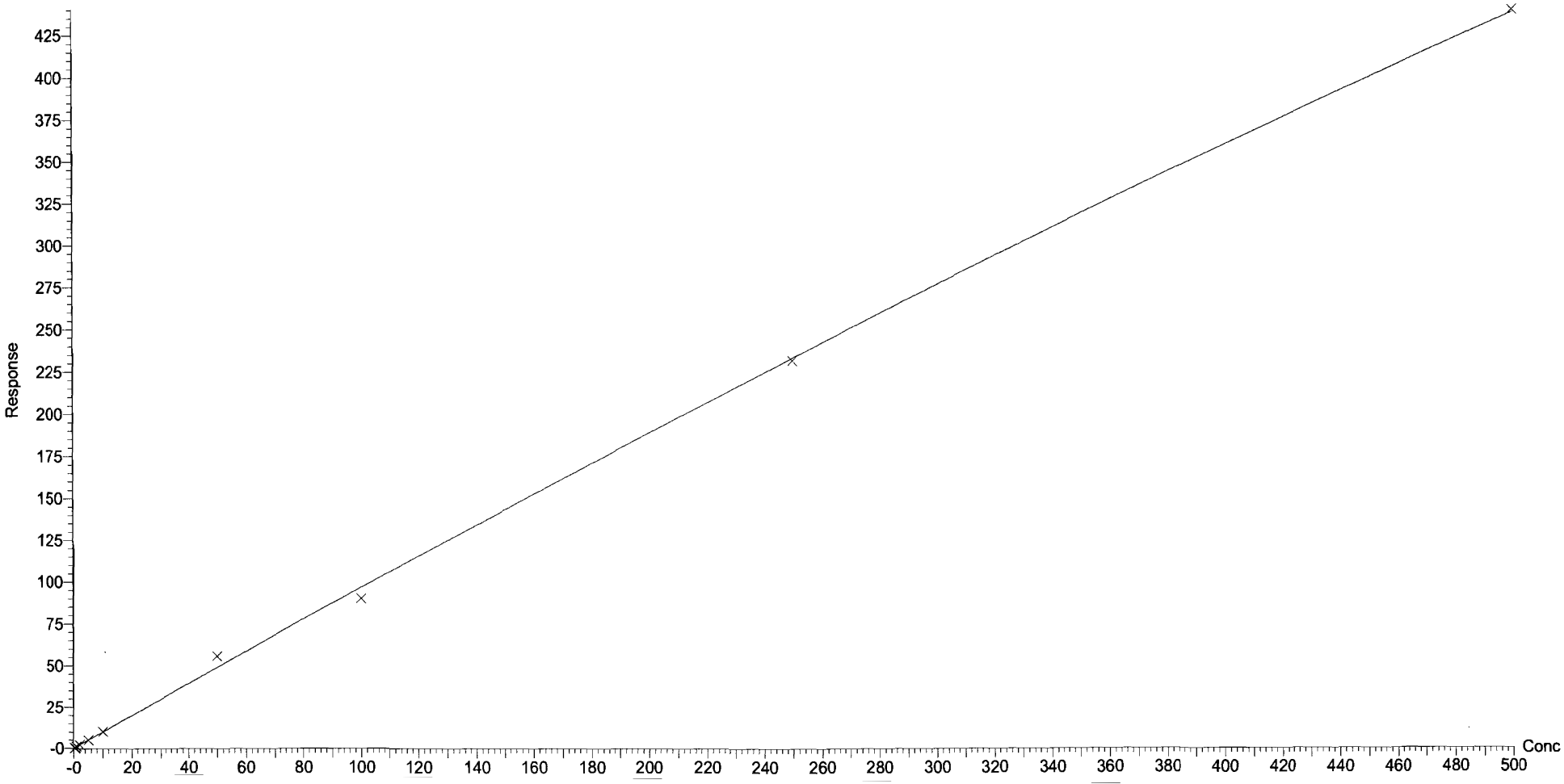

Dataset: F:\Projects\PFAS.PRO\Results\180129M1\180129M1-CRV.qld

Last Altered: Tuesday, January 30, 2018 08:15:32 Pacific Standard Time
Printed: Tuesday, January 30, 2018 08:16:23 Pacific Standard Time

Compound name: PFHpS
Coefficient of Determination: R^2 = 0.997810
Calibration curve: -0.000475715 * x^2 + 1.11301 * x + -0.0478912
Response type: Internal Std (Ref 41), Area * (IS Conc. / IS Area)
Curve type: 2nd Order, Origin: Exclude, Weighting: 1/x, Axis trans: None

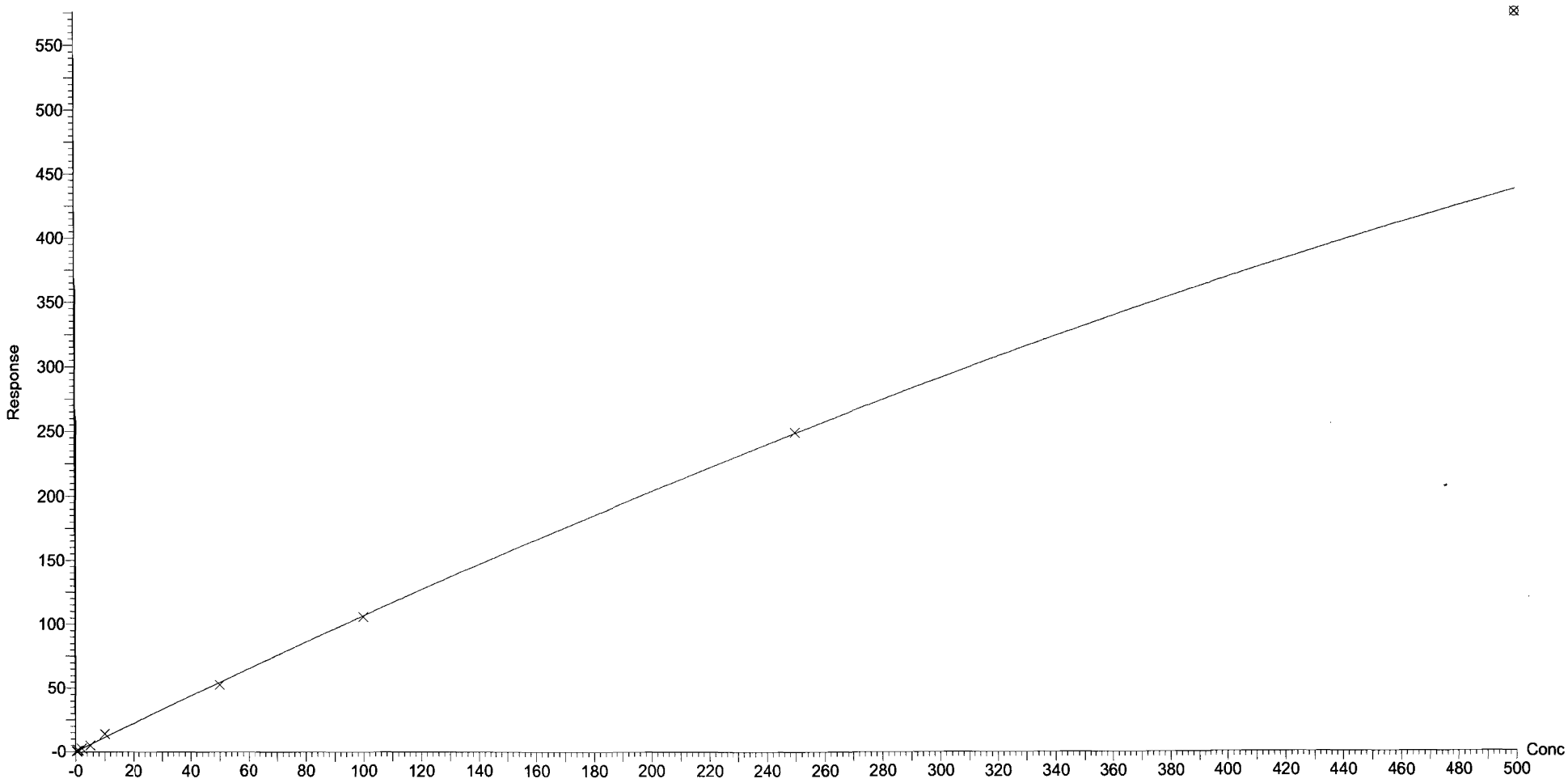

Dataset: F:\Projects\PFAS.PRO\Results\180129M1\180129M1-CRV.qld

Last Altered: Tuesday, January 30, 2018 08:15:32 Pacific Standard Time
Printed: Tuesday, January 30, 2018 08:16:23 Pacific Standard Time

Compound name: PFNA
Coefficient of Determination: R^2 = 0.999833
Calibration curve: 0.000225764 * x^2 + 1.32666 * x + -0.0242113
Response type: Internal Std (Ref 39), Area * (IS Conc. / IS Area)
Curve type: 2nd Order, Origin: Exclude, Weighting: 1/x, Axis trans: None

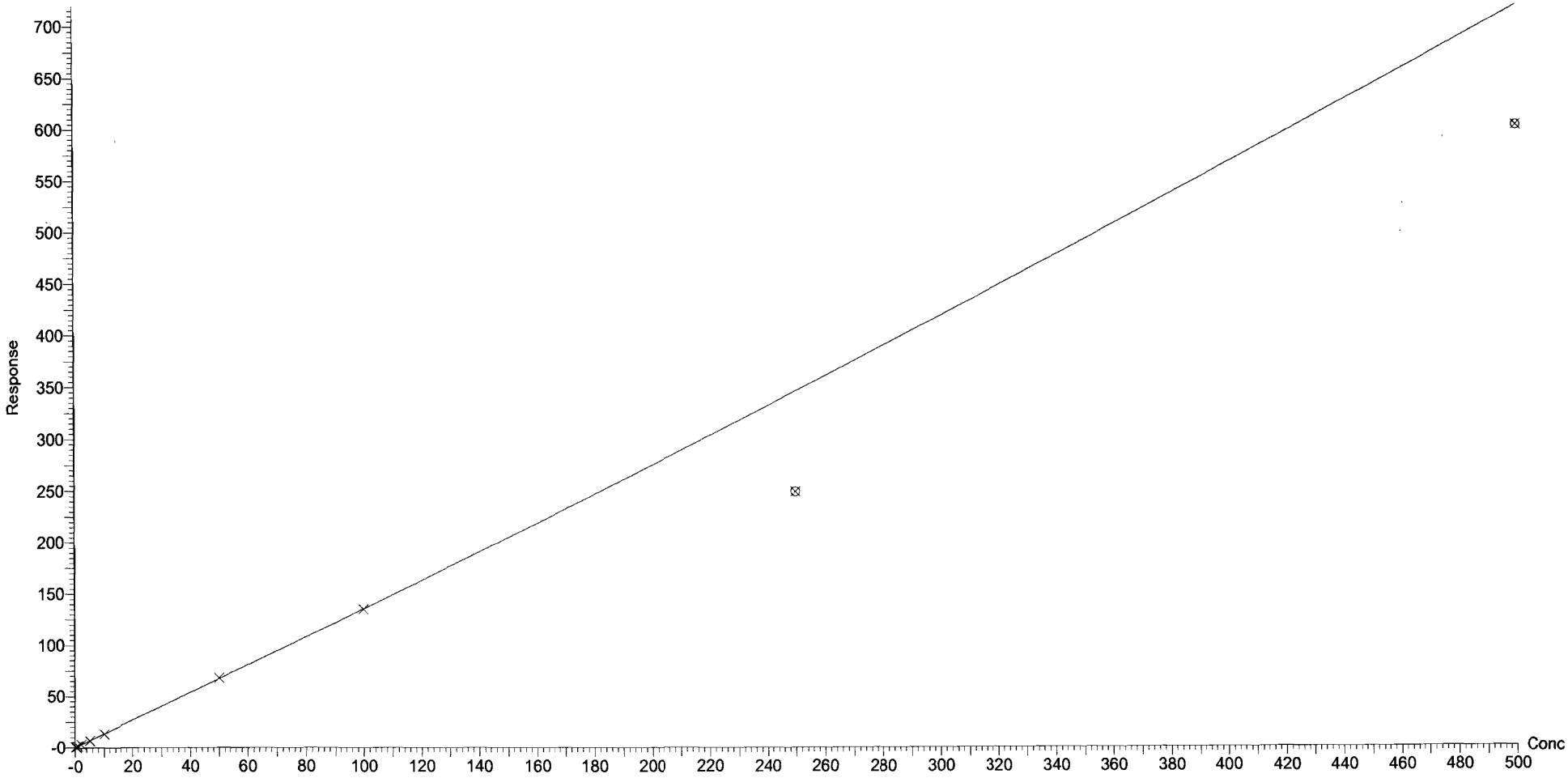

Dataset: F:\Projects\PFAS.PRO\Results\180129M1\180129M1-CRV.qld

Last Altered: Tuesday, January 30, 2018 08:15:32 Pacific Standard Time
Printed: Tuesday, January 30, 2018 08:16:23 Pacific Standard Time

Compound name: PFOSA
Correlation coefficient: r = 0.999710, r^2 = 0.999421
Calibration curve: 1.06686 * x + 0.047332
Response type: Internal Std (Ref 40), Area * (IS Conc. / IS Area)
Curve type: Linear, Origin: Exclude, Weighting: 1/x, Axis trans: None

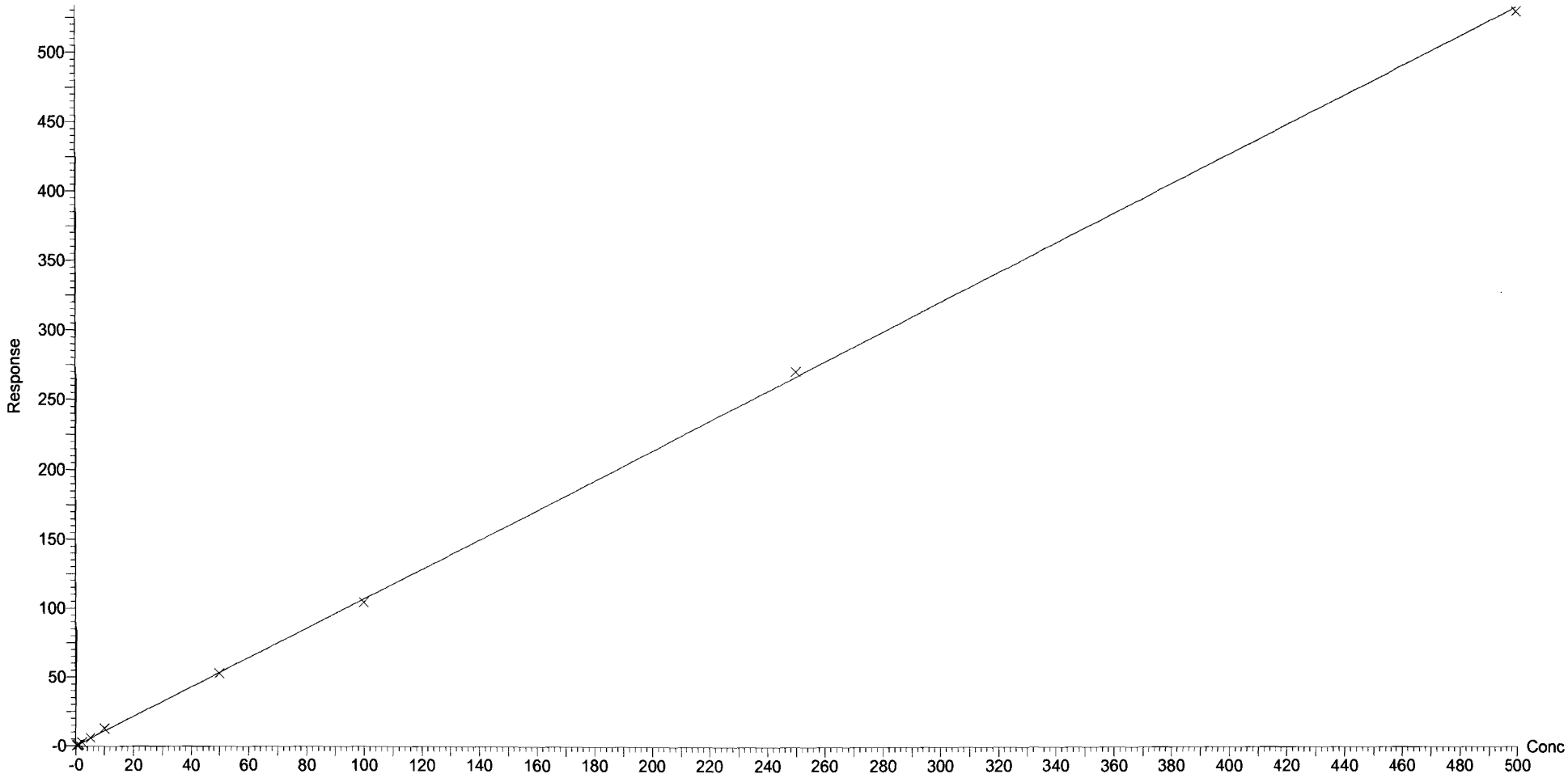

Dataset: F:\Projects\PFAS.PRO\Results\180129M1\180129M1-CRV.qld

Last Altered: Tuesday, January 30, 2018 08:15:32 Pacific Standard Time
Printed: Tuesday, January 30, 2018 08:16:23 Pacific Standard Time

Compound name: L-PFOS
Coefficient of Determination: R^2 = 0.993092
Calibration curve: 0.0001614 * x^2 + 0.995037 * x + 0.208935
Response type: Internal Std (Ref 41), Area * (IS Conc. / IS Area)
Curve type: 2nd Order, Origin: Include, Weighting: 1/x, Axis trans: None

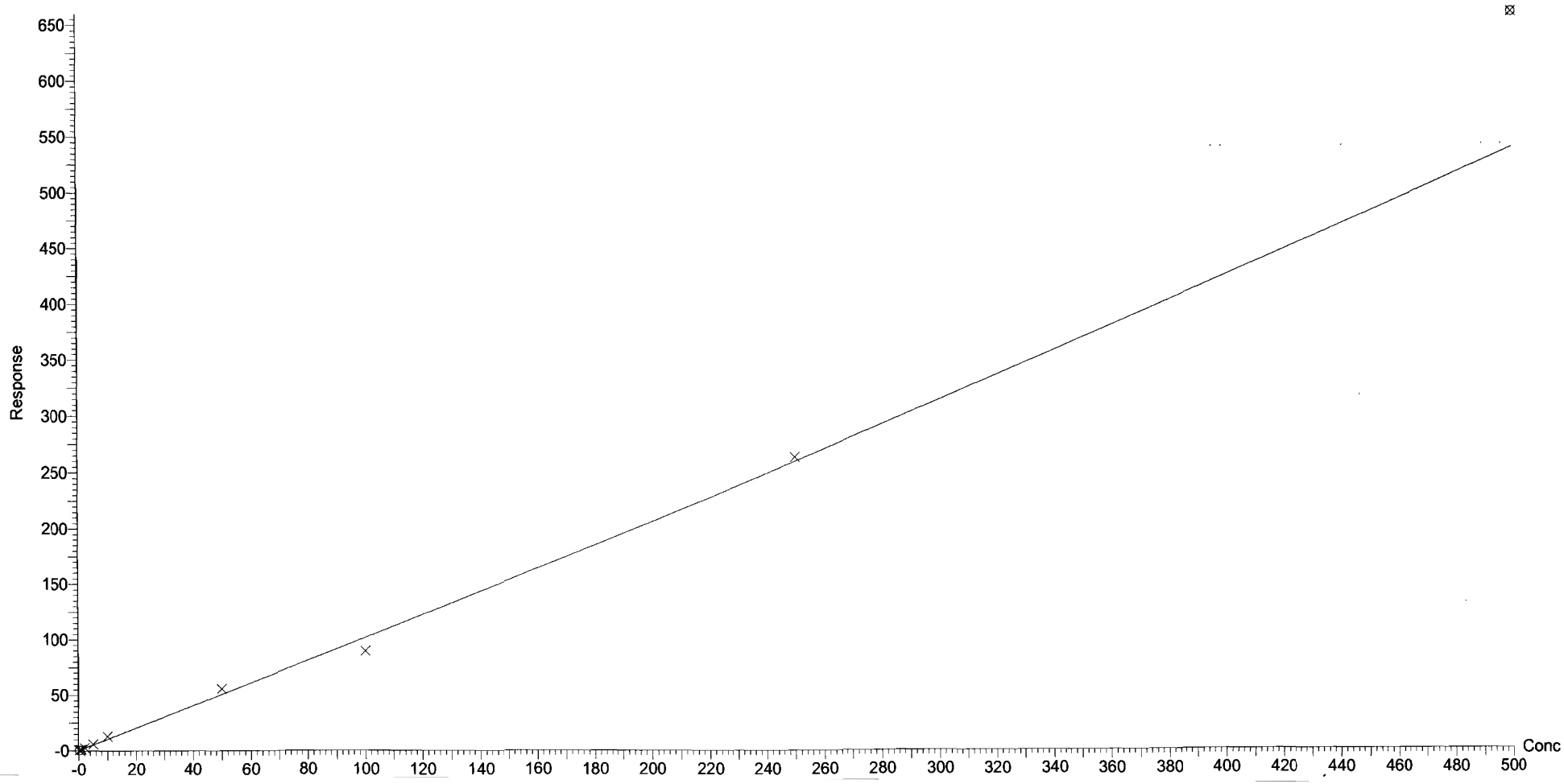

Dataset: F:\Projects\PFAS.PRO\Results\180129M1\180129M1-CRV.qld

Last Altered: Tuesday, January 30, 2018 08:15:32 Pacific Standard Time
Printed: Tuesday, January 30, 2018 08:16:23 Pacific Standard Time

Compound name: PFDA
Coefficient of Determination: R^2 = 0.998712
Calibration curve: -0.000224753 * x^2 + 1.28338 * x + 0.0811215
Response type: Internal Std (Ref 42), Area * (IS Conc. / IS Area)
Curve type: 2nd Order, Origin: Exclude, Weighting: 1/x, Axis trans: None

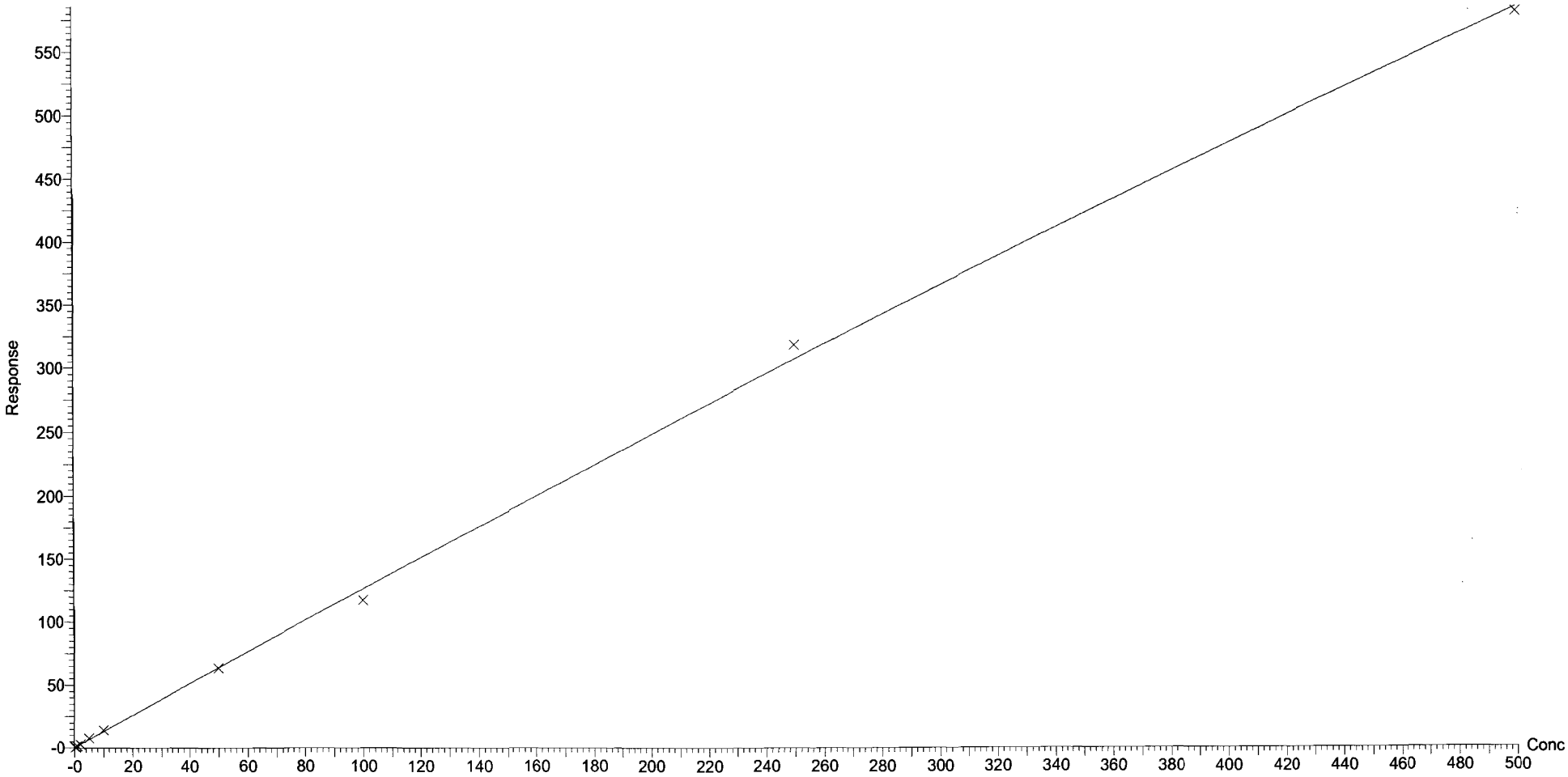

Dataset: F:\Projects\PFAS.PRO\Results\180129M1\180129M1-CRV.qld

Last Altered: Tuesday, January 30, 2018 08:15:32 Pacific Standard Time
Printed: Tuesday, January 30, 2018 08:16:23 Pacific Standard Time

Compound name: 8:2 FTS
Coefficient of Determination: R^2 = 0.992944
Calibration curve: -0.0192814 * x^2 + 0.436846 * x + -0.0529106
Response type: Internal Std (Ref 42), Area * (IS Conc. / IS Area)
Curve type: 2nd Order, Origin: Exclude, Weighting: 1/x, Axis trans: None

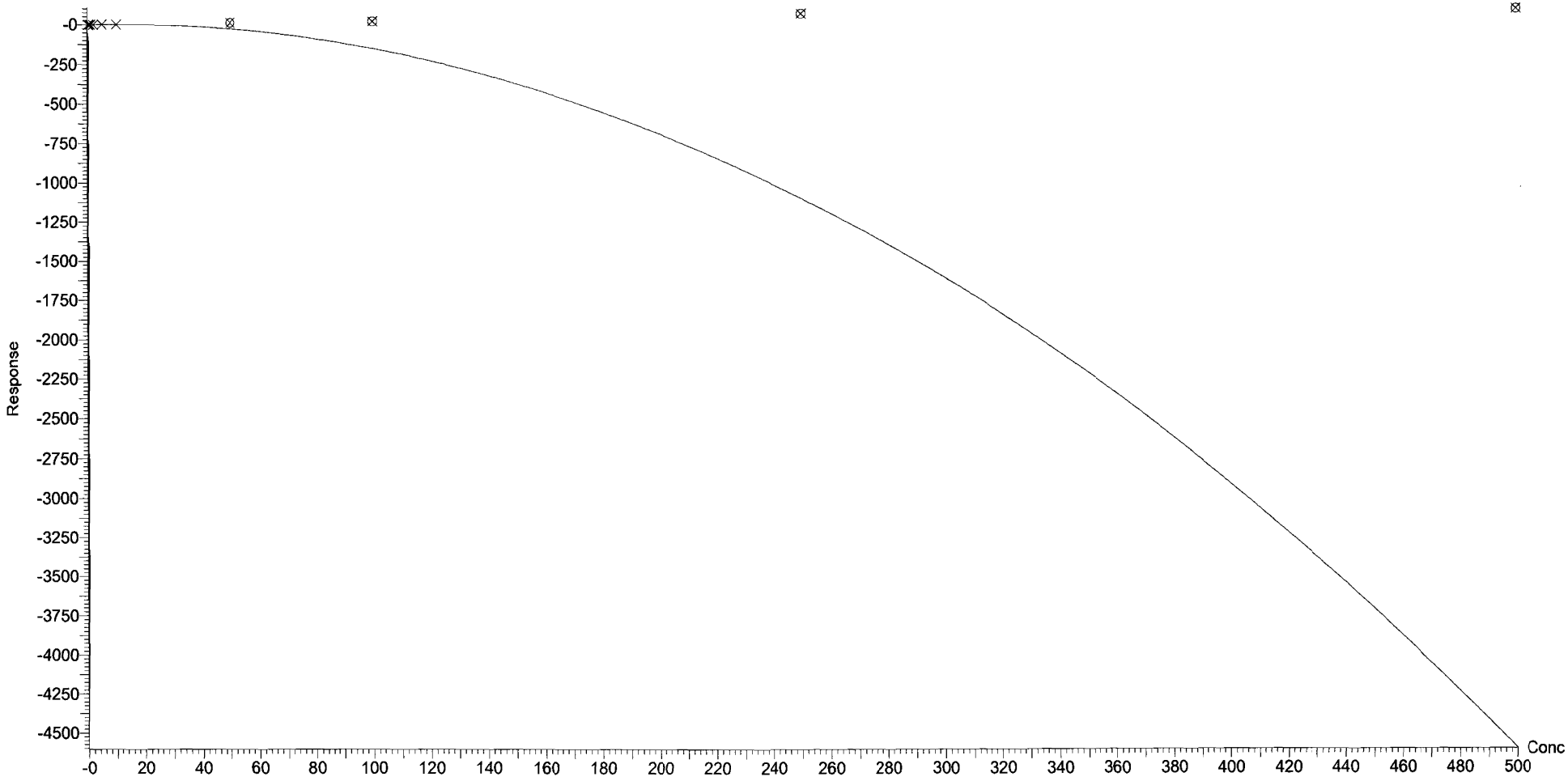

Dataset: F:\Projects\PFAS.PRO\Results\180129M1\180129M1-CRV.qld

Last Altered: Tuesday, January 30, 2018 08:15:32 Pacific Standard Time
Printed: Tuesday, January 30, 2018 08:16:23 Pacific Standard Time

Compound name: N-MeFOSAA
Coefficient of Determination: R^2 = 0.998867
Calibration curve: 0.000620919 * x^2 + 1.23812 * x + 0.183756
Response type: Internal Std (Ref 44), Area * (IS Conc. / IS Area)
Curve type: 2nd Order, Origin: Include, Weighting: 1/x, Axis trans: None

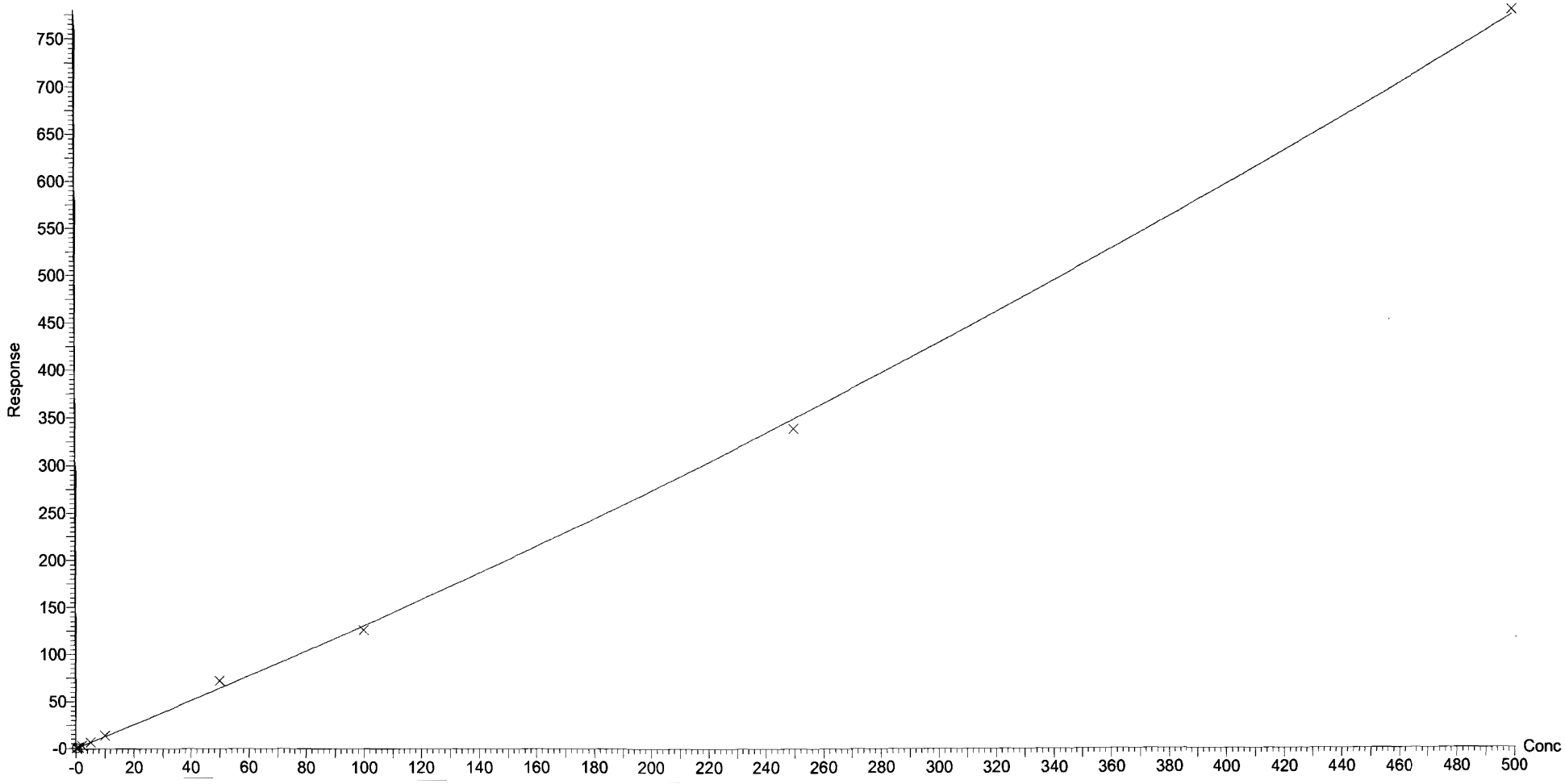

Dataset: F:\Projects\PFAS.PRO\Results\180129M1\180129M1-CRV.qld

Last Altered: Tuesday, January 30, 2018 08:15:32 Pacific Standard Time
Printed: Tuesday, January 30, 2018 08:16:23 Pacific Standard Time

Compound name: N-EtFOSAA
Coefficient of Determination: R^2 = 0.993759
Calibration curve: -0.000121041 * x^2 + 1.05647 * x + -0.00669187
Response type: Internal Std (Ref 45), Area * (IS Conc. / IS Area)
Curve type: 2nd Order, Origin: Include, Weighting: 1/x, Axis trans: None

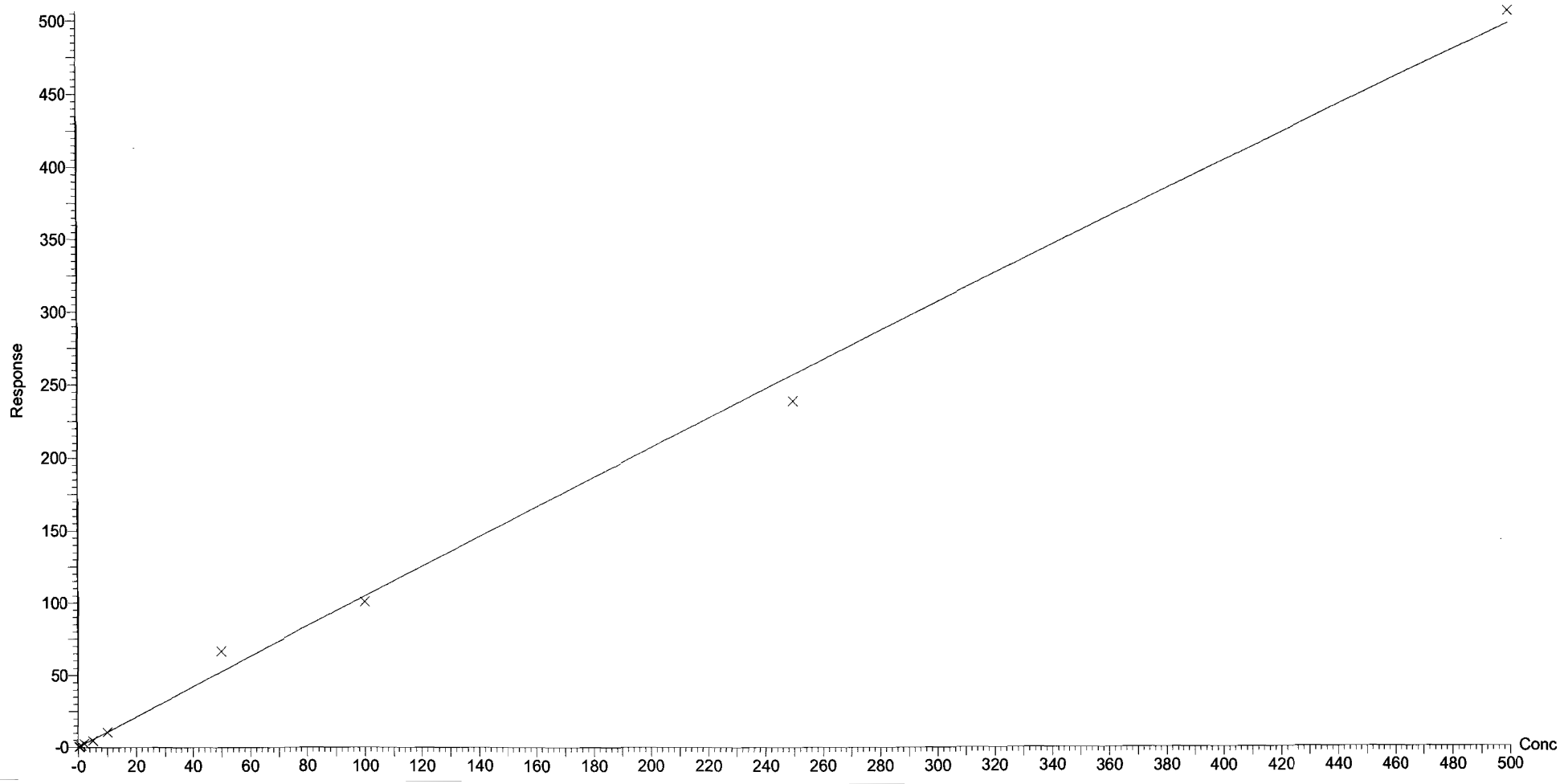

Dataset: F:\Projects\PFAS.PRO\Results\180129M1\180129M1-CRV.qld

Last Altered: Tuesday, January 30, 2018 08:15:32 Pacific Standard Time
Printed: Tuesday, January 30, 2018 08:16:23 Pacific Standard Time

Compound name: PFUdA
Coefficient of Determination: R^2 = 0.994258
Calibration curve: 8.08656e-005 * x^2 + 0.892996 * x + 0.150656
Response type: Internal Std (Ref 46), Area * (IS Conc. / IS Area)
Curve type: 2nd Order, Origin: Exclude, Weighting: 1/x, Axis trans: None

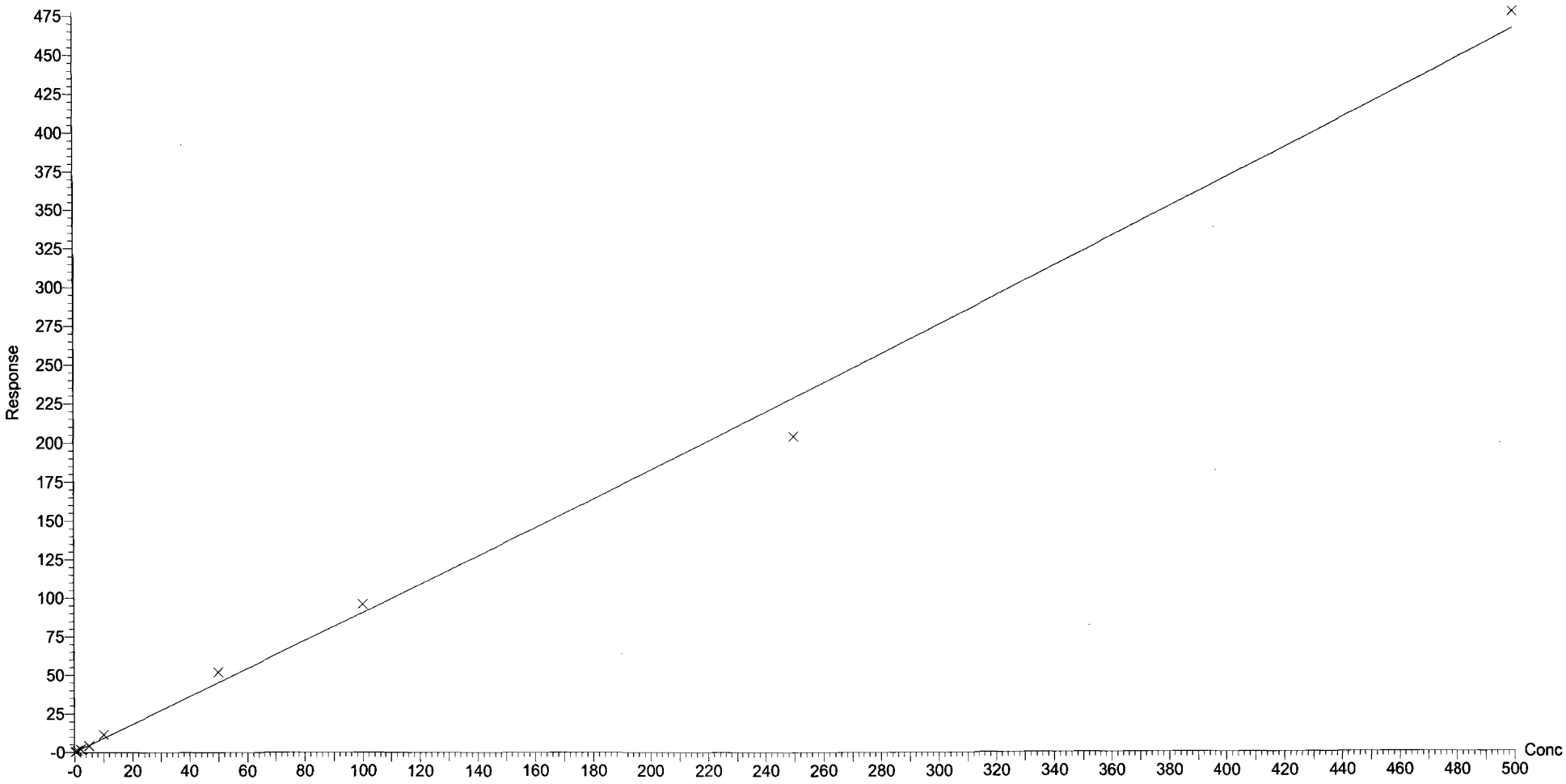

Dataset: F:\Projects\PFAS.PRO\Results\180129M1\180129M1-CRV.qld

Last Altered: Tuesday, January 30, 2018 08:15:32 Pacific Standard Time
Printed: Tuesday, January 30, 2018 08:16:23 Pacific Standard Time

Compound name: PFDS
Coefficient of Determination: R^2 = 0.995347
Calibration curve: -0.000148 * x^2 + 0.335398 * x + 0.0205381
Response type: Internal Std (Ref 47), Area * (IS Conc. / IS Area)
Curve type: 2nd Order, Origin: Exclude, Weighting: 1/x, Axis trans: None

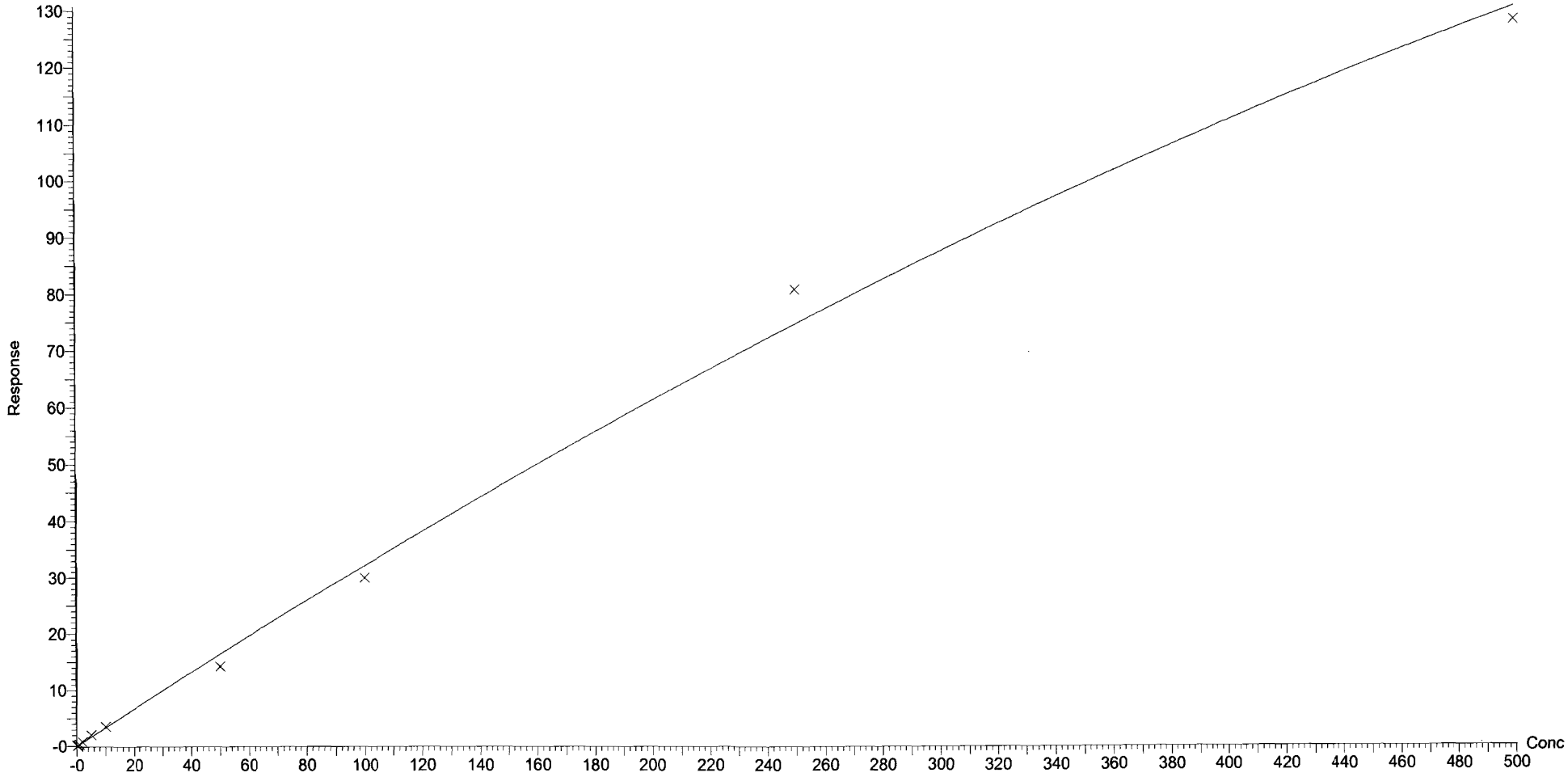

Dataset: F:\Projects\PFAS.PRO\Results\180129M1\180129M1-CRV.qld

Last Altered: Tuesday, January 30, 2018 08:15:32 Pacific Standard Time
Printed: Tuesday, January 30, 2018 08:16:23 Pacific Standard Time

Compound name: PFDoA
Coefficient of Determination: R^2 = 0.996461
Calibration curve: -0.0008418 * x^2 + 1.39944 * x + 0.0570527
Response type: Internal Std (Ref 47), Area * (IS Conc. / IS Area)
Curve type: 2nd Order, Origin: Exclude, Weighting: 1/x, Axis trans: None

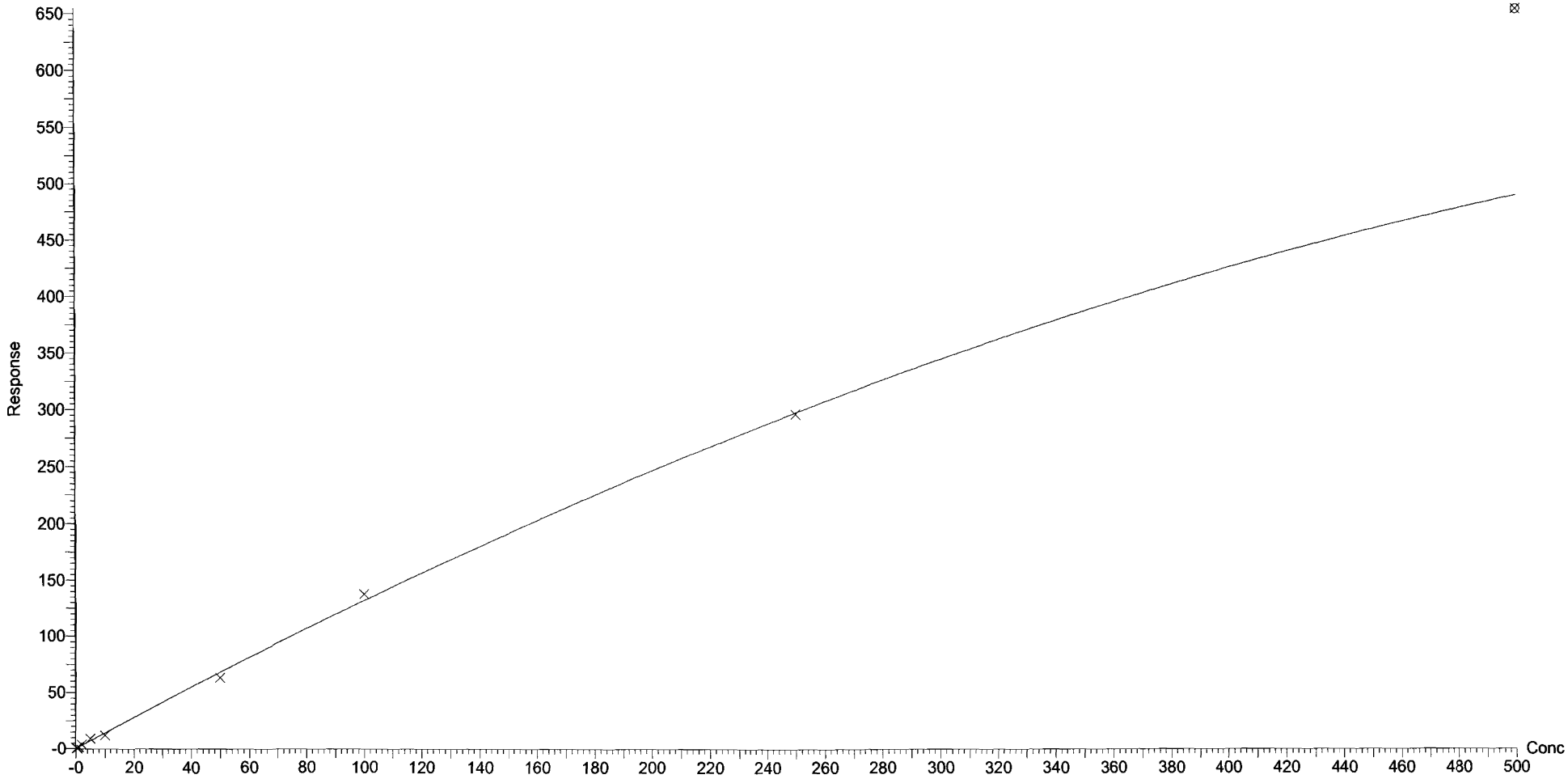

Dataset: F:\Projects\PFAS.PRO\Results\180129M1\180129M1-CRV.qld

Last Altered: Tuesday, January 30, 2018 08:15:32 Pacific Standard Time
Printed: Tuesday, January 30, 2018 08:16:23 Pacific Standard Time

Compound name: N-MeFOSA
Coefficient of Determination: R^2 = 0.999644
Calibration curve: -9.79129e-005 * x^2 + 1.09012 * x + 0.122568
Response type: Internal Std (Ref 48), Area * (IS Conc. / IS Area)
Curve type: 2nd Order, Origin: Include, Weighting: 1/x, Axis trans: None

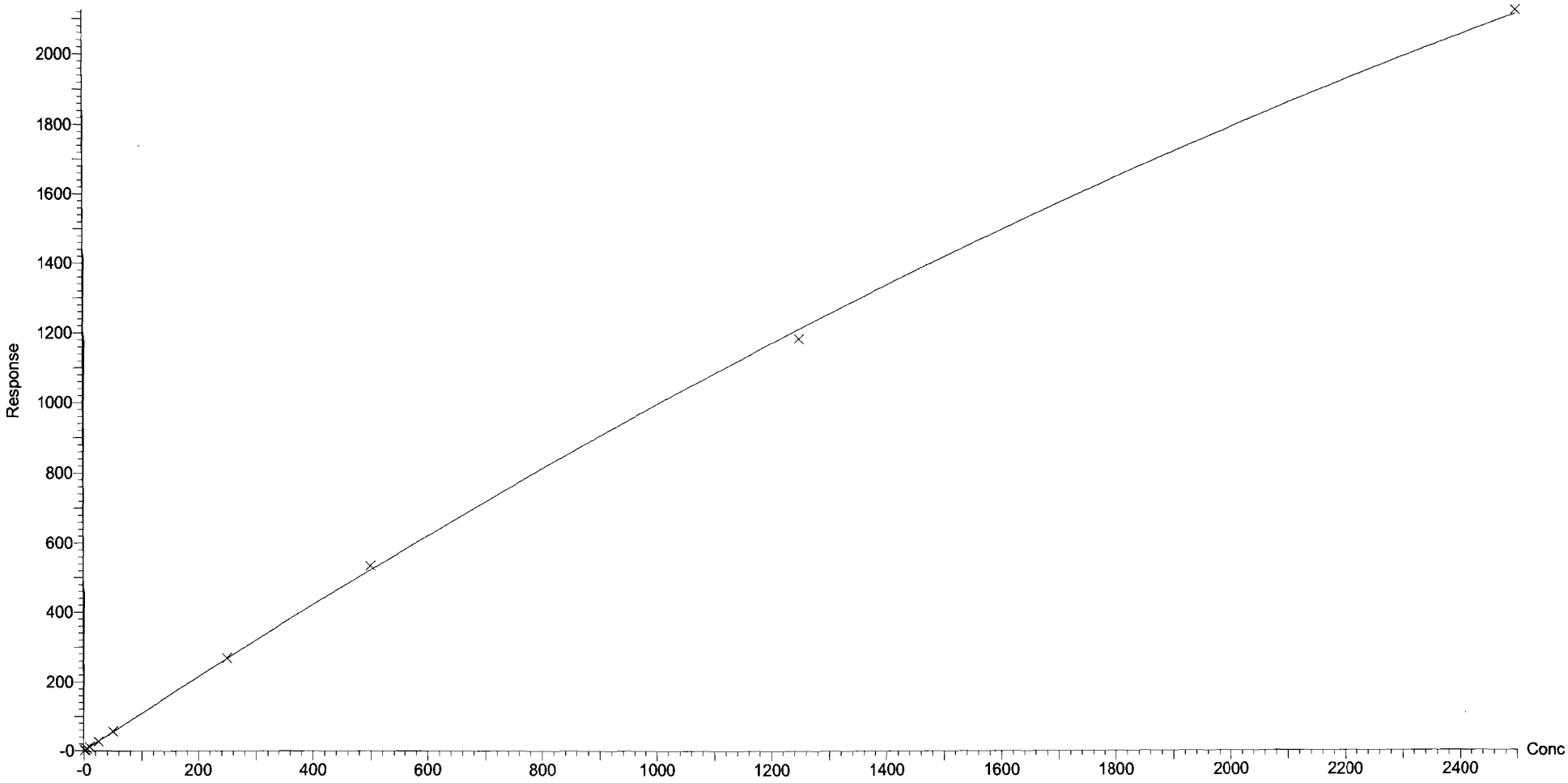

Dataset: F:\Projects\PFAS.PRO\Results\180129M1\180129M1-CRV.qld

Last Altered: Tuesday, January 30, 2018 08:15:32 Pacific Standard Time
Printed: Tuesday, January 30, 2018 08:16:23 Pacific Standard Time

Compound name: PFTrDA
Coefficient of Determination: R^2 = 0.994323
Calibration curve: -0.00951009 * x^2 + 1.74135 * x + -0.020205
Response type: Internal Std (Ref 47), Area * (IS Conc. / IS Area)
Curve type: 2nd Order, Origin: Exclude, Weighting: 1/x, Axis trans: None

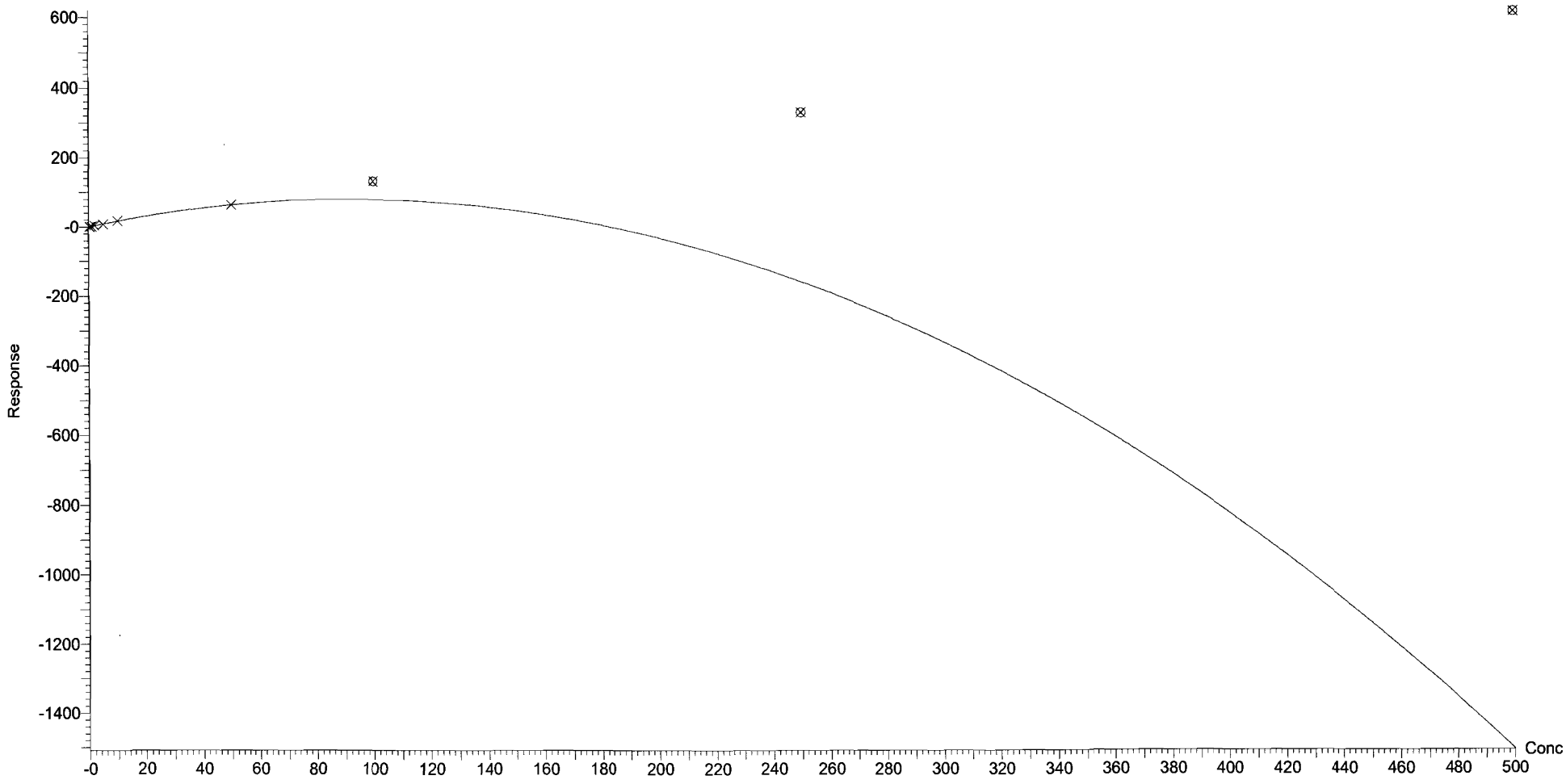

Dataset: F:\Projects\PFAS.PRO\Results\180129M1\180129M1-CRV.qld

Last Altered: Tuesday, January 30, 2018 08:15:32 Pacific Standard Time
Printed: Tuesday, January 30, 2018 08:16:23 Pacific Standard Time

Compound name: PFTeDA
Coefficient of Determination: R^2 = 0.999724
Calibration curve: 0.00192332 * x^2 + 1.95818 * x + 0.258522
Response type: Internal Std (Ref 49), Area * (IS Conc. / IS Area)
Curve type: 2nd Order, Origin: Exclude, Weighting: 1/x, Axis trans: None

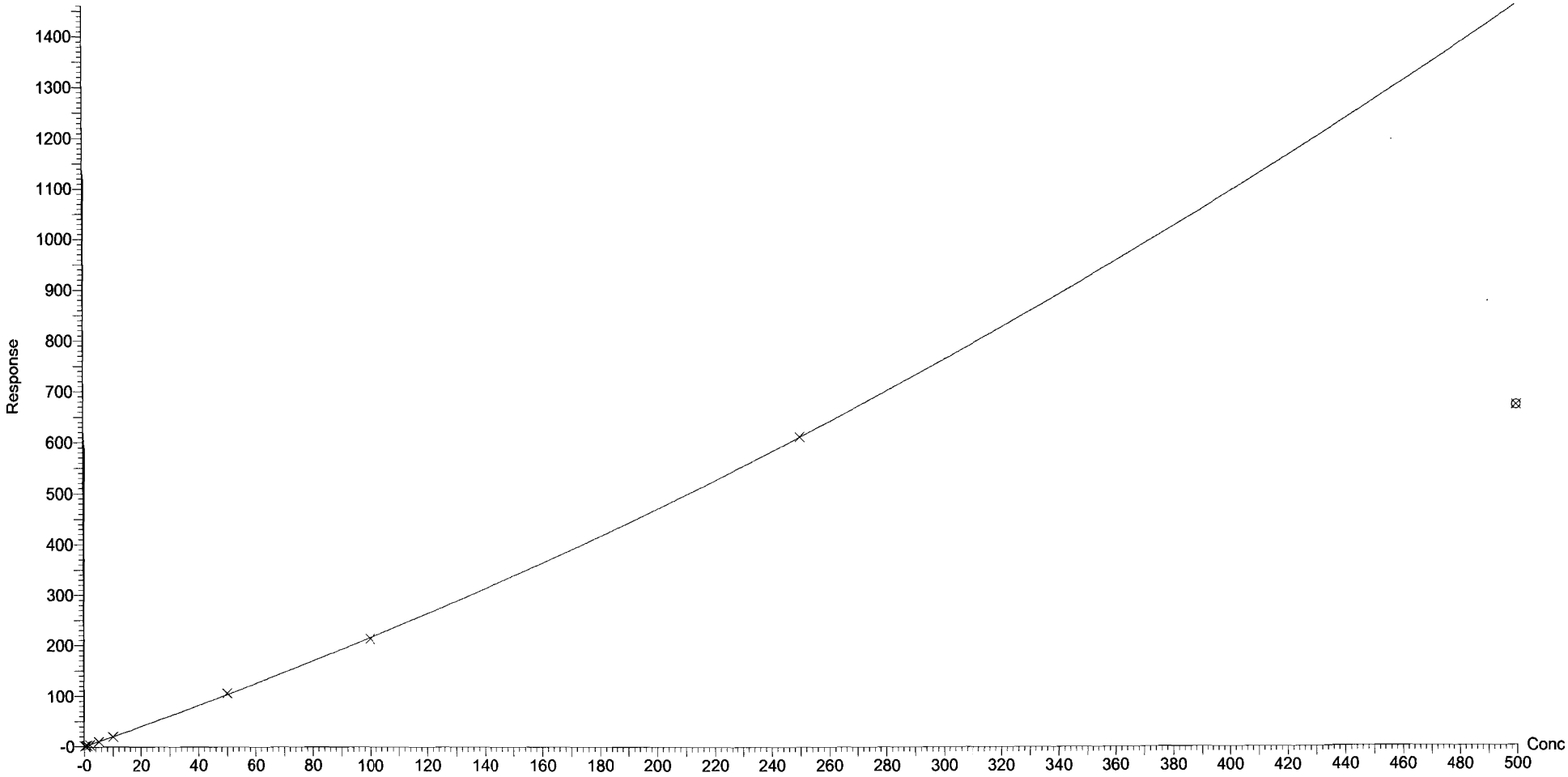

Dataset: F:\Projects\PFAS.PRO\Results\180129M1\180129M1-CRV.qld

Last Altered: Tuesday, January 30, 2018 08:15:32 Pacific Standard Time
Printed: Tuesday, January 30, 2018 08:16:23 Pacific Standard Time

Compound name: N-EtFOSA
Coefficient of Determination: R^2 = 0.999684
Calibration curve: -5.80992e-005 * x^2 + 0.927899 * x + 0.232976
Response type: Internal Std (Ref 50), Area * (IS Conc. / IS Area)
Curve type: 2nd Order, Origin: Exclude, Weighting: 1/x, Axis trans: None

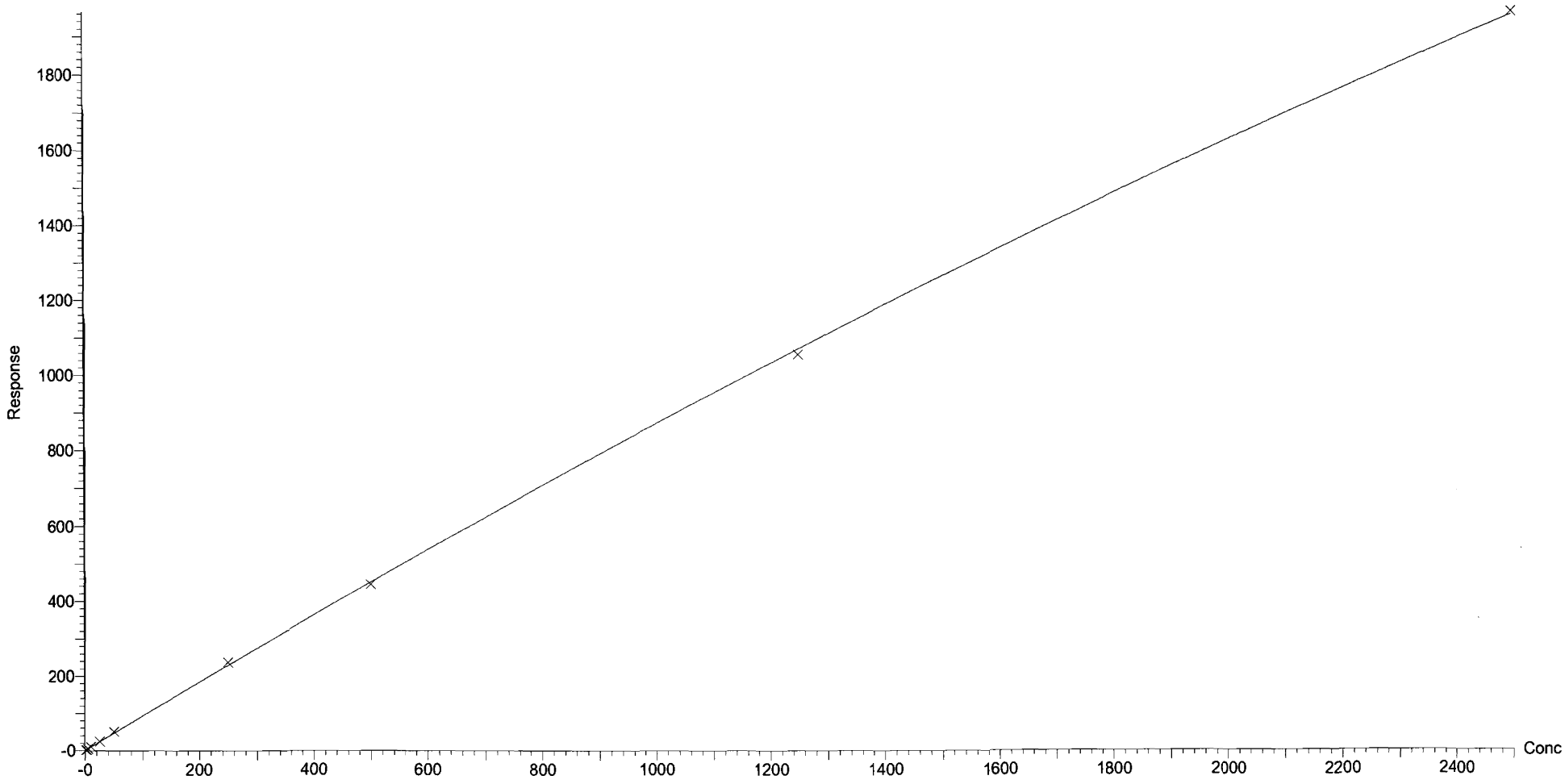

Dataset: F:\Projects\PFAS.PRO\Results\180129M1\180129M1-CRV.qld

Last Altered: Tuesday, January 30, 2018 08:15:32 Pacific Standard Time
Printed: Tuesday, January 30, 2018 08:16:23 Pacific Standard Time

Compound name: PFHxDA
Coefficient of Determination: R^2 = 0.998624
Calibration curve: -0.00313125 * x^2 + 0.74485 * x + -0.160803
Response type: Internal Std (Ref 51), Area * (IS Conc. / IS Area)
Curve type: 2nd Order, Origin: Exclude, Weighting: 1/x, Axis trans: None

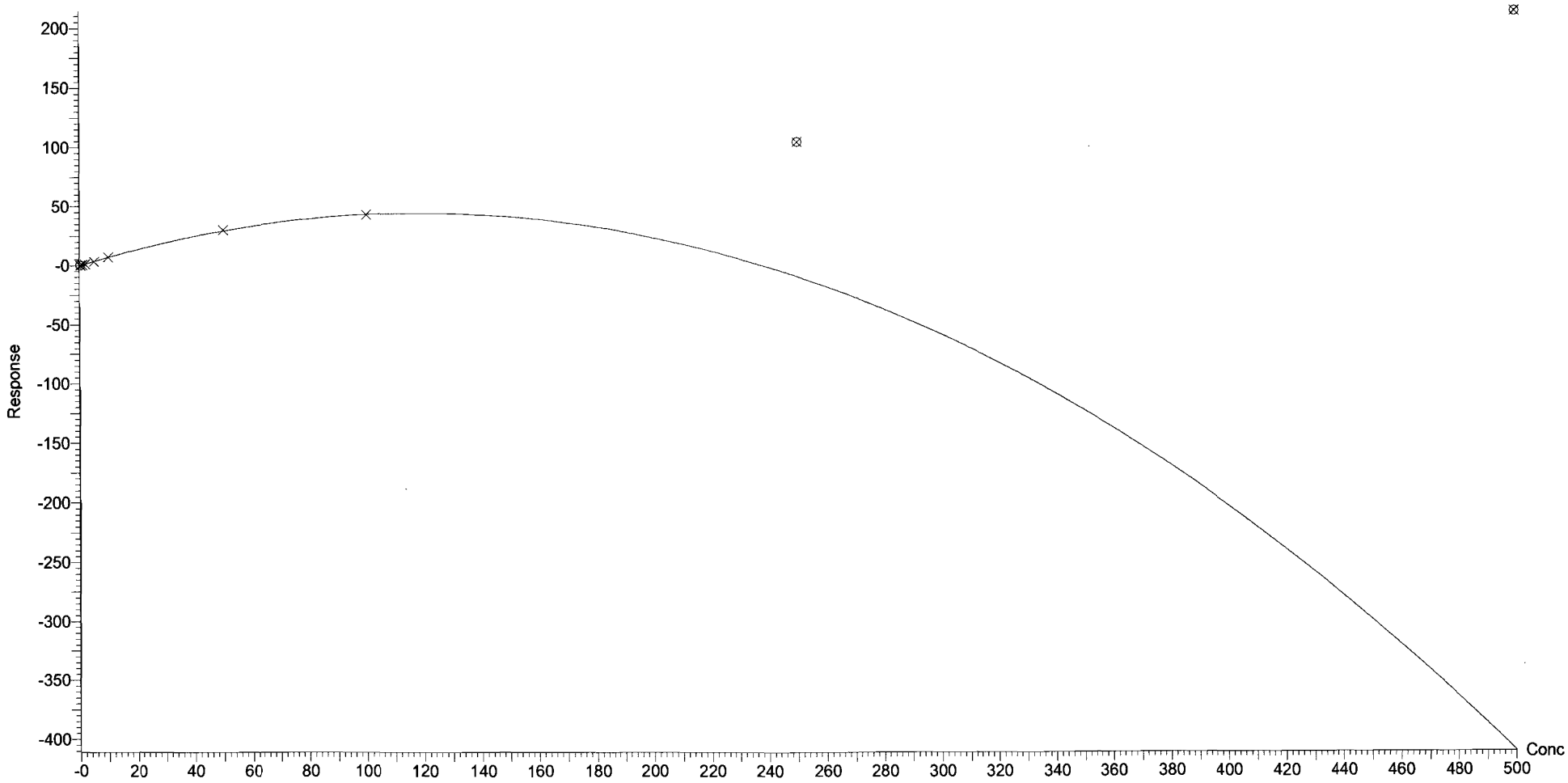

Vista Analytical Laboratory Q1

Dataset: F:\Projects\PFAS.PRO\Results\180129M1\180129M1-CRV.qld

Last Altered: Tuesday, January 30, 2018 08:15:32 Pacific Standard Time
Printed: Tuesday, January 30, 2018 08:16:23 Pacific Standard Time

Compound name: PFODA
Coefficient of Determination: R^2 = 0.998945
Calibration curve: -0.000452614 * x^2 + 0.762242 * x + 0.0254622
Response type: Internal Std (Ref 51), Area * (IS Conc. / IS Area)
Curve type: 2nd Order, Origin: Include, Weighting: 1/x, Axis trans: None

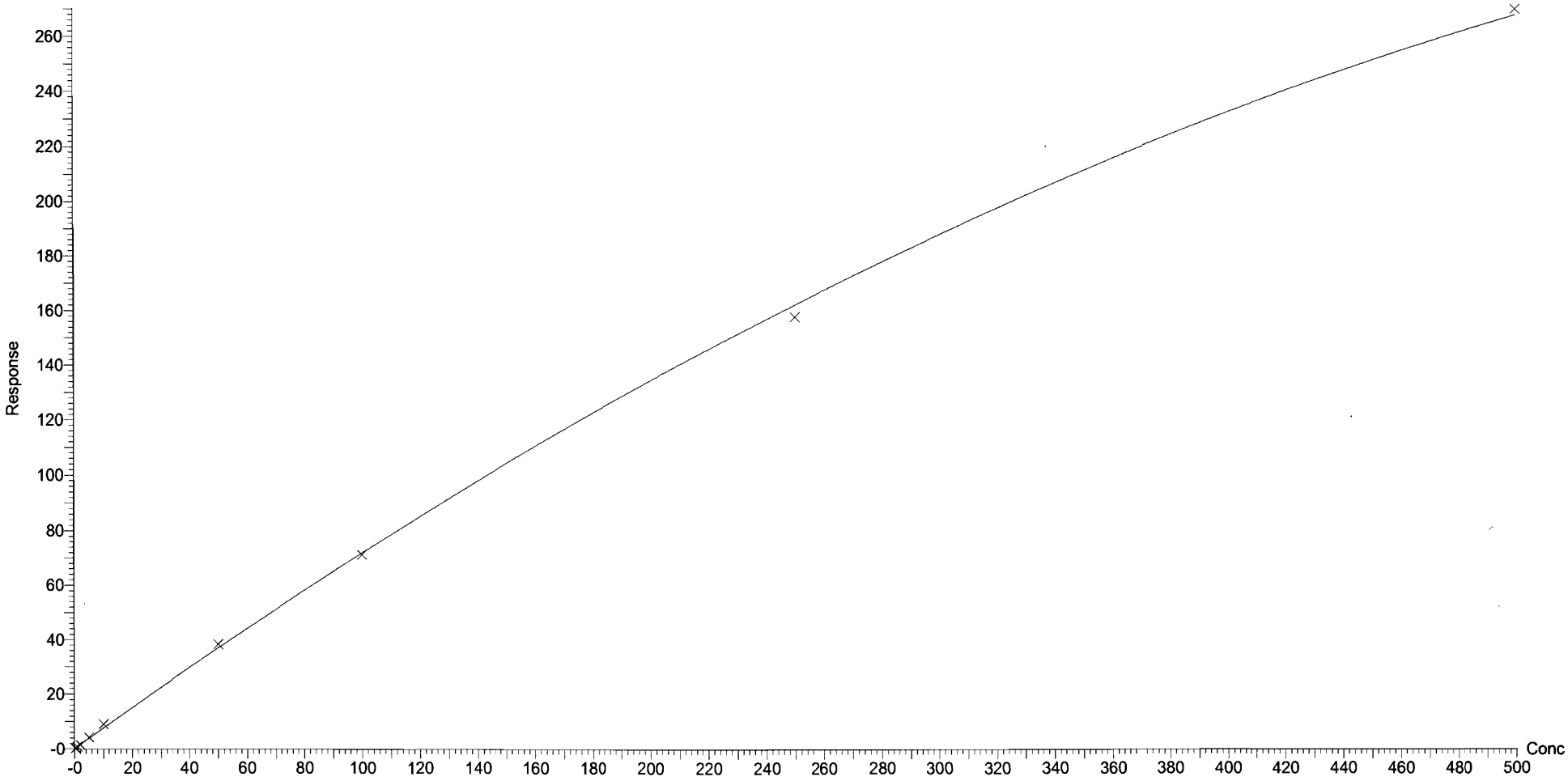

Dataset: F:\Projects\PFAS.PRO\Results\180129M1\180129M1-CRV.qld

Last Altered: Tuesday, January 30, 2018 08:15:32 Pacific Standard Time
Printed: Tuesday, January 30, 2018 08:16:23 Pacific Standard Time

Compound name: N-MeFOSE
Coefficient of Determination: R^2 = 0.993408
Calibration curve: -6.08443e-005 * x^2 + 1.03209 * x + 0.492632
Response type: Internal Std (Ref 52), Area * (IS Conc. / IS Area)
Curve type: 2nd Order, Origin: Exclude, Weighting: 1/x, Axis trans: None

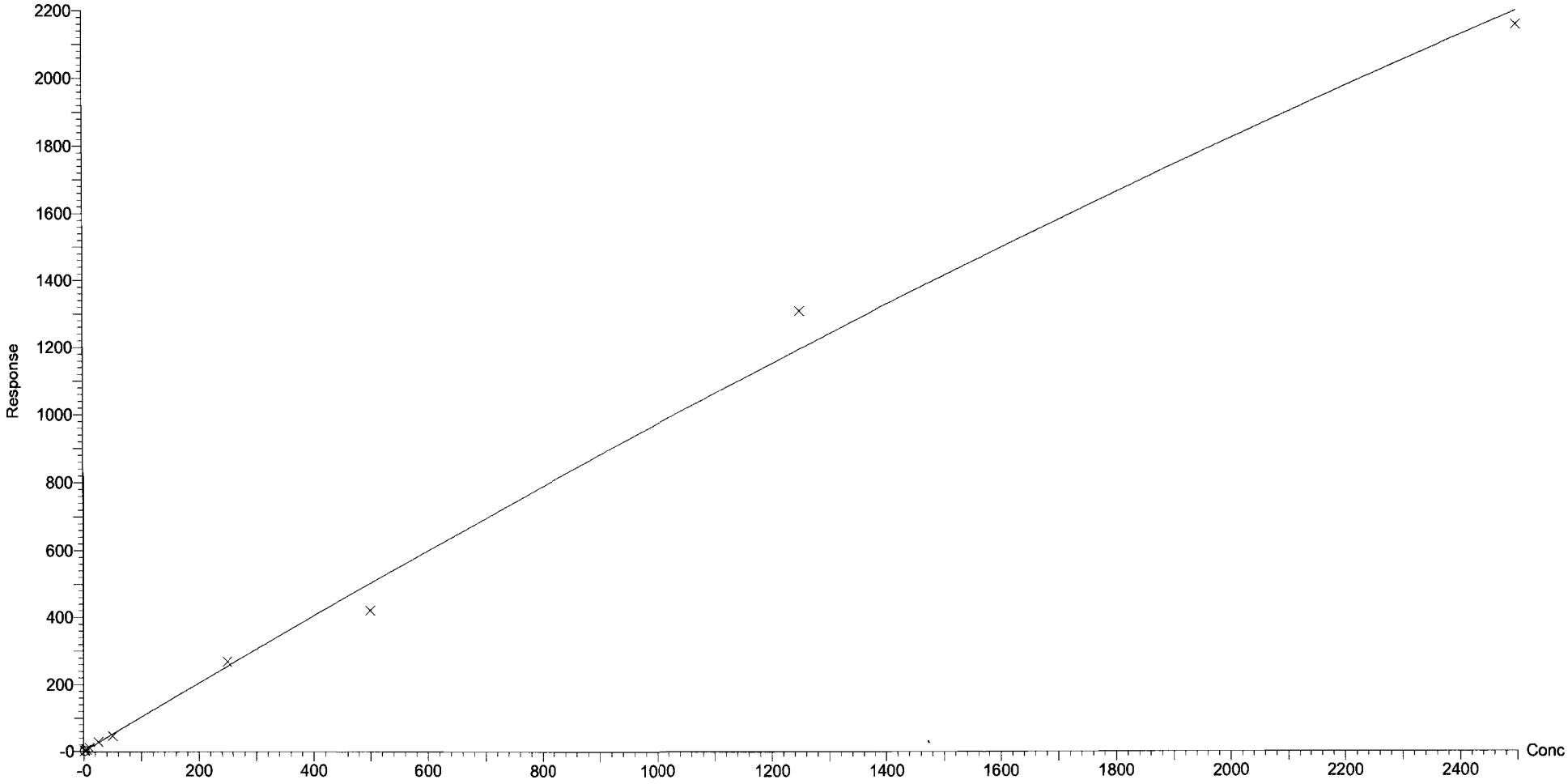

Dataset: F:\Projects\PFAS.PRO\Results\180129M1\180129M1-CRV.qld

Last Altered: Tuesday, January 30, 2018 08:15:32 Pacific Standard Time
Printed: Tuesday, January 30, 2018 08:16:23 Pacific Standard Time

Compound name: N-EtFOSE
Correlation coefficient: r = 0.998290, r^2 = 0.996584
Calibration curve: 1.19143 * x + 0.336851
Response type: Internal Std (Ref 53), Area * (IS Conc. / IS Area)
Curve type: Linear, Origin: Exclude, Weighting: 1/x, Axis trans: None

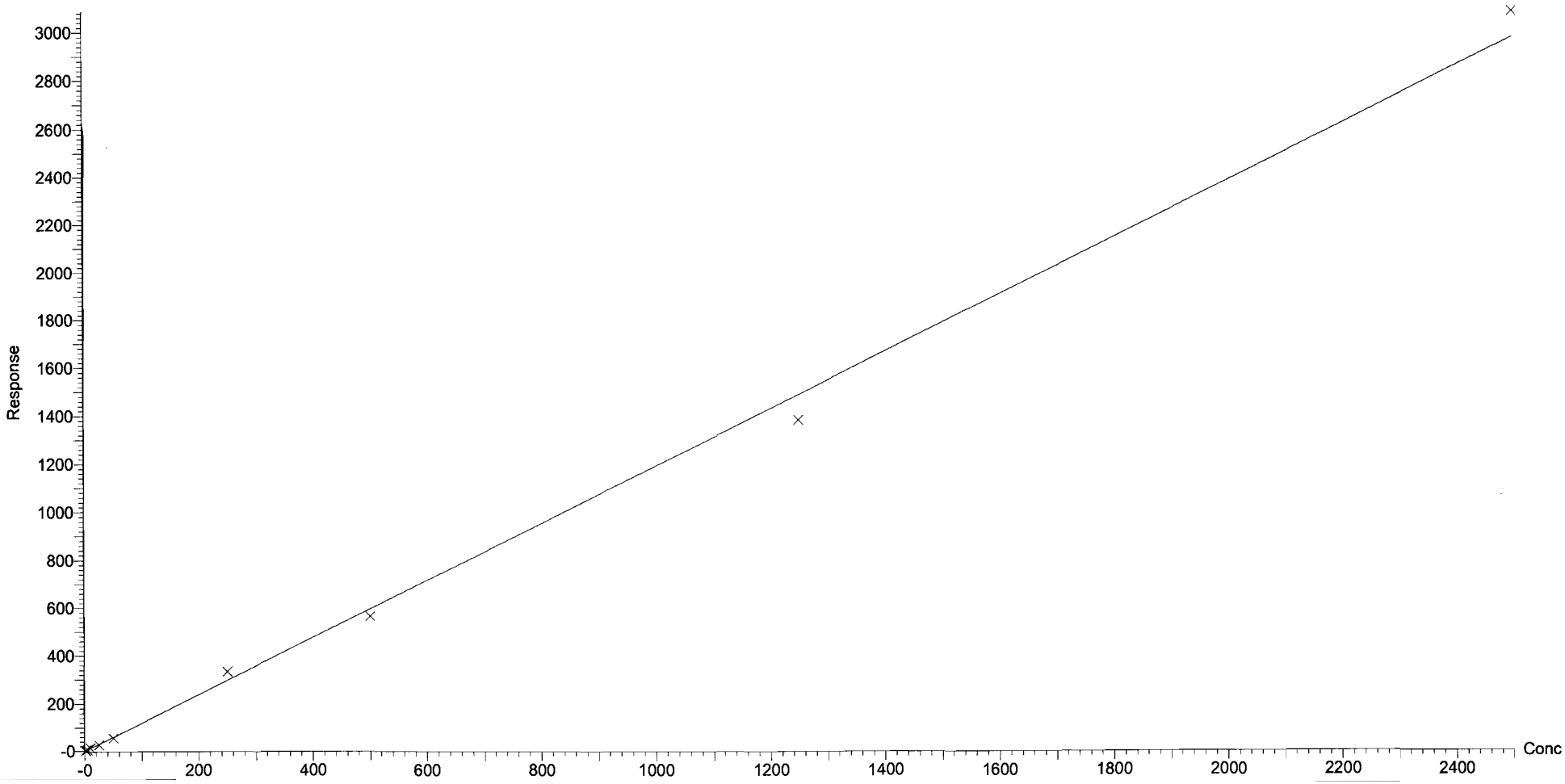

Vista Analytical Laboratory

Dataset: F:\Projects\PFAS.PRO\Results\180129M1\180129M1-13.qld

Last Altered: Tuesday, January 30, 2018 08:37:51 Pacific Standard Time
Printed: Tuesday, January 30, 2018 08:38:23 Pacific Standard Time

AO 1/30/18 VJA. 01/30/2018

Method: F:\Projects\PFAS.PRO\MethDB\PFAS_FULL_80C_012518.mdb 26 Jan 2018 09:01:53
Calibration: F:\Projects\PFAS.PRO\CurveDB\C18_VAL-PFAS_Q4_01-29-18-FULL.cdb 30 Jan 2018 08:15:32

Name: 180129M1_13, Date: 29-Jan-2018, Time: 12:33:53, ID: ICV180129M1-1 PFC ICV 18A1903, Description: PFC ICV 18A1903

	#	Name	Trace	Area	IS Area	wt/vol	RRF	Pred.RT	RT	y Axis Resp.	Conc.	%Rec
1	1	PFBA	213.0 > 168.8	1.02e4	1.07e4	1.0000		1.29	1.37	11.9	10.022	100.2
2	2	PFPeA	263.1 > 218.9	1.08e4	1.23e4	1.0000		2.27	2.31	11.0	11.223	112.2
3	3	PFBS	299.0 > 79.7	2.21e3	1.68e3	1.0000		2.56	2.59	16.5	8.902	89.0
4	4	PFHxA	313.2 > 268.9	1.34e4	4.08e3	1.0000		3.05	3.09	16.4	10.910	109.1
5	5	PFHpA	363.0 > 318.9	1.21e4	1.10e4	1.0000		3.68	3.70	13.7	10.943	109.4
6	6	L-PFHxS	398.9 > 79.6	1.64e3	1.19e3	1.0000		3.80	3.85	17.3	9.673	96.7
7	8	6:2 FTS	427.1 > 407	2.32e3	1.52e4	1.0000		4.15	4.17	1.91	8.356	83.6
8	9	L-PFOA	413 > 368.7	1.17e4	1.52e4	1.0000		4.20	4.22	9.64	9.695	97.0
9	11	PFHpS	449 > 80.0	2.68e3	3.44e3	1.0000		4.30	4.33	9.73	8.823	88.2
10	12	PFNA	463.0 > 418.8	1.27e4	1.59e4	1.0000		4.65	4.65	10.0	7.550	75.5
11	13	PFOSA	498.1 > 77.8	2.94e3	3.29e3	1.0000		4.70	4.72	11.2	10.431	104.3
12	14	L-PFOS	499 > 79.9	2.50e3	3.44e3	1.0000		4.75	4.73	9.09	8.916	89.2
13	16	PFDA	513 > 468.8	1.64e4	1.44e4	1.0000		5.03	5.02	14.3	11.116	111.2
14	17	8:2 FTS	527 > 506.9	2.43e3	1.44e4	1.0000		5.00	4.99	2.11	7.327	73.3
15	18	N-MeFOSAA	570.1 > 419	7.91e3	6.09e3	1.0000		5.20	5.18	16.2	12.877	128.8
16	19	N-EtFOSAA	584.2 > 419	6.19e3	7.66e3	1.0000		5.30	5.33	10.1	9.581	95.8
17	20	PFUdA	563.0 > 518.9	1.31e4	1.45e4	1.0000		5.36	5.34	11.3	12.498	125.0
18	21	PFDS	598.8 > 80	2.87e3	1.40e4	1.0000		5.40	5.39	2.56	7.593	75.9
19	22	PFDoA	612.9 > 569.0	1.53e4	1.40e4	1.0000		5.65	5.62	13.6	9.747	97.5
20	23	N-MeFOSA	512.1 > 168.9		1.83e4	1.0000		5.70				
21	24	PFTrDA	662.9 > 618.9	1.69e4	1.40e4	1.0000		5.90	5.87	15.1	9.130	91.3
22	25	PFTeDA	712.9 > 668.8	1.06e4	6.04e3	1.0000		6.12	6.09	21.9	10.941	109.4
23	26	N-EtFOSA	526.1 > 168.9		2.80e4	1.0000		6.12				
24	27	PFHxDA	813.1 > 768.6		3.48e3	1.0000		6.46				
25	28	PFODA	913.1 > 868.8		3.48e3	1.0000		6.70				
26	29	N-MeFOSE	616.1 > 58.9		2.32e4	1.0000		6.31				
27	30	N-EtFOSE	630.1 > 58.9		2.28e4	1.0000		6.45				
28	31	13C3-PFBA	216.1 > 171.8	1.07e4	1.23e4	1.0000	0.861	1.30	1.36	10.8	12.594	100.8
29	32	13C3-PFPeA	266. > 221.8	1.23e4	1.32e4	1.0000	0.860	2.27	2.31	11.7	13.548	108.4
30	33	13C3-PFBS	302. > 98.8	1.68e3	1.32e4	1.0000	0.106	2.56	2.59	1.58	14.979	119.8
31	34	13C2-PFHxA	315 > 269.8	4.08e3	1.32e4	1.0000	0.705	3.05	3.09	3.85	5.469	109.4

70-130

Dataset: F:\Projects\PFAS.PRO\Results\180129M1\180129M1-13.qld

Last Altered: Tuesday, January 30, 2018 08:37:51 Pacific Standard Time
Printed: Tuesday, January 30, 2018 08:38:23 Pacific Standard Time

Name: 180129M1_13, Date: 29-Jan-2018, Time: 12:33:53, ID: ICV180129M1-1 PFC ICV 18A1903, Description: PFC ICV 18A1903

	#	Name	Trace	Area	IS Area	wt/vol	RRF	Pred.RT	RT	y Axis Resp.	Conc.	%Rec
32	35	13C4-PFHpA	367.2 > 321.8	1.10e4	1.32e4	1.0000	0.688	3.68	3.70	10.4	15.146	121.2
33	36	18O2-PFHxS	403.0 > 102.6	1.19e3	3.88e3	1.0000	0.348	3.80	3.85	3.83	10.989	87.9
34	37	13C2-6:2 FTS	429.1 > 408.9	3.43e3	1.29e4	1.0000	0.238	4.15	4.17	3.34	14.023	112.2
35	38	13C2-PFOA	414.9 > 369.7	1.52e4	1.29e4	1.0000	1.190	4.20	4.22	14.8	12.412	99.3
36	39	13C5-PFNA	468.2 > 422.9	1.59e4	1.43e4	1.0000	0.999	4.65	4.65	13.9	13.915	111.3
37	40	13C8-PFOSA	506.1 > 77.7	3.29e3	1.60e4	1.0000	0.211	4.70	4.72	2.56	12.134	97.1
38	41	13C8-PFOS	507.0 > 79.9	3.44e3	2.95e3	1.0000	0.957	4.75	4.73	14.6	15.248	122.0
39	42	13C2-PFDA	515.1 > 469.9	1.44e4	1.36e4	1.0000	0.965	5.03	5.02	13.2	13.688	109.5
40	43	13C2-8:2 FTS	529.1 > 508.7	2.52e3	1.32e4	1.0000	0.162	5.00	4.99	2.38	14.691	117.5
41	44	d3-N-MeFOSAA	573.3 > 419	6.09e3	1.60e4	1.0000	0.398	5.20	5.17	4.75	11.929	95.4
42	45	d5-N-EtFOSAA	589.3 > 419	7.66e3	1.60e4	1.0000	0.435	5.30	5.33	5.97	13.720	109.8
43	46	13C2-PFUdA	565 > 519.8	1.45e4	1.60e4	1.0000	1.057	5.36	5.34	11.3	10.664	85.3
44	47	13C2-PFDoA	615.0 > 569.7	1.40e4	1.60e4	1.0000	0.851	5.65	5.62	10.9	12.834	102.7
45	48	d3-N-MeFOSA	515.2 > 168.9	1.83e4	1.60e4	1.0000	0.098	5.70	5.79	14.3	146.380	97.6
46	49	13C2-PFTeDA	714.8 > 669.6	6.04e3	1.60e4	1.0000	0.403	6.12	6.09	4.71	11.677	93.4
47	50	d5-N-ETFOSA	531.1 > 168.9	2.80e4	1.60e4	1.0000	0.149	6.25	6.17	21.8	146.813	97.9
48	51	13C2-PFHxDA	815 > 769.7	3.48e3	1.60e4	1.0000	0.745	6.46	6.42	2.71	3.642	72.8
49	52	d7-N-MeFOSE	623.1 > 58.9	2.32e4	1.60e4	1.0000	0.118	6.31	6.28	18.1	153.554	102.4
50	53	d9-N-EtFOSE	639.2 > 58.8	2.28e4	1.60e4	1.0000	0.115	6.12	6.44	17.8	155.136	103.4
51	54	13C4-PFBA	217. > 171.8	1.23e4	1.23e4	1.0000	1.000	1.30	1.37	12.5	12.500	100.0
52	55	13C5-PFHxA	318 > 272.9	1.32e4	1.32e4	1.0000	1.000	3.05	3.09	12.5	12.500	100.0
53	56	13C3-PFHxS	401.9 > 79.9	3.88e3	3.88e3	1.0000	1.000	3.80	3.85	12.5	12.500	100.0
54	57	13C8-PFOA	421.3 > 376	1.29e4	1.29e4	1.0000	1.000	4.20	4.22	12.5	12.500	100.0
55	58	13C9-PFNA	472.2 > 426.9	1.43e4	1.43e4	1.0000	1.000	4.65	4.65	12.5	12.500	100.0
56	59	13C4-PFOS	503 > 79.9	2.95e3	2.95e3	1.0000	1.000	4.60	4.73	12.5	12.500	100.0
57	60	13C6-PFDA	519.1 > 473.7	1.36e4	1.36e4	1.0000	1.000	5.03	5.02	12.5	12.500	100.0
58	61	13C7-PFUdA	570.1 > 524.8	1.60e4	1.60e4	1.0000	1.000	5.36	5.34	12.5	12.500	100.0

Quantify Sample Summary Report **MassLynx MassLynx V4.1 SCN945 SCN960**
Vista Analytical Laboratory

Dataset: F:\Projects\PFAS.PRO\Results\180129M1\180129M1-42.qld

Last Altered: Tuesday, January 30, 2018 08:50:00 Pacific Standard Time
Printed: Tuesday, January 30, 2018 08:50:27 Pacific Standard Time

(A) PFTeDA > 130%.

CCV

AC 1/30/18

vJA. 01/30/2018

Method: F:\Projects\PFAS.PRO\MethDB\PFAS_FULL_80C_012518.mdb 26 Jan 2018 09:01:53
Calibration: F:\Projects\PFAS.PRO\CurveDB\C18_VAL-PFAS_Q4_01-29-18-FULL.cdb 30 Jan 2018 08:49:24

Name: 180129M1_42, Date: 29-Jan-2018, Time: 18:07:00, ID: ST180129M1-12 PFC CS3 18A1909, Description: PFC CS3 18A1909

	#	Name	Trace	Area	IS Area	RRF	Pred.RT	RT	y Axis Resp.	Conc.	%Rec	Recovery Out
1	1	PFBA	213.0 > 168.8	1.24e4	1.27e4		1.29	1.38	12.2	10.3	103.1	NO
2	2	PFPeA	263.1 > 218.9	1.28e4	1.54e4		2.27	2.33	10.4	10.6	106.2	NO
3	3	PFBS	299.0 > 79.7	2.92e3	1.76e3		2.56	2.61	20.7	11.2	112.0	NO
4	4	PFHxA	313.2 > 268.9	1.76e4	4.66e3		3.05	3.10	18.9	12.6	126.4	NO
5	5	PFHpA	363.0 > 318.9	1.32e4	1.18e4		3.68	3.72	14.0	11.2	111.9	NO
6	6	L-PFHxS	398.9 > 79.6	2.46e3	1.65e3		3.80	3.87	18.7	10.5	104.7	NO
7	8	6:2 FTS	427.1 > 407	3.70e3	1.72e4		4.15	4.18	2.69	11.8	117.8	NO
8	9	L-PFOA	413 > 368.7	1.47e4	1.72e4		4.20	4.23	10.7	10.7	107.3	NO
9	11	PFHpS	449 > 80.0	3.71e3	4.01e3		4.30	4.34	11.6	10.5	104.8	NO
10	12	PFNA	463.0 > 418.8	1.90e4	1.49e4		4.65	4.66	15.9	12.0	120.1	NO
11	13	PFOSA	498.1 > 77.8	3.57e3	3.80e3		4.70	4.73	11.8	11.0	109.8	NO
12	14	L-PFOS	499 > 79.9	4.21e3	4.01e3		4.75	4.74	13.1	13.0	129.6	NO
13	16	PFDA	513 > 468.8	1.49e4	1.31e4		5.03	5.03	14.1	11.0	109.6	NO
14	17	8:2 FTS	527 > 506.9	3.31e3	1.31e4		5.00	5.00	3.15	11.2	112.2	NO
15	18	N-MeFOSAA	570.1 > 419	9.51e3	7.48e3		5.20	5.18	15.9	12.6	126.2	NO
16	19	N-EtFOSAA	584.2 > 419	8.49e3	8.57e3		5.30	5.34	12.4	11.8	117.5	NO
17	20	PFUdA	563.0 > 518.9	1.53e4	1.72e4		5.36	5.35	11.1	12.3	122.7	NO
18	21	PFDS	598.8 > 80	4.01e3	1.35e4		5.40	5.40	3.72	11.1	110.7	NO
19	22	PFDoA	612.9 > 569.0	1.94e4	1.35e4		5.65	5.63	18.0	12.9	128.9	NO
20	23	N-MeFOSA	512.1 > 168.9	7.38e3	2.02e4		5.70	5.78	54.7	50.3	100.6	NO
21	24	PFTrDA	662.9 > 618.9	1.74e4	1.35e4		5.90	5.88	16.1	9.81	98.1	NO
22	25	PFTeDA	712.9 > 668.8	9.36e3	4.04e3		6.12	6.09	29.0	14.4	144.5	YES (A)
23	26	N-EtFOSA	526.1 > 168.9	1.01e4	3.14e4		6.12	6.17	48.3	52.0	103.9	NO
24	27	PFHxDA	813.1 > 768.6	6.26e3	3.56e3		6.46	6.42	8.80	12.7	127.0	NO
25	28	PFODA	913.1 > 868.8	6.83e3	3.56e3		6.70	6.66	9.60	12.7	126.6	NO
26	29	N-MeFOSE	616.1 > 58.9	8.96e3	2.87e4		6.31	6.30	46.8	45.0	90.0	NO
27	30	N-EtFOSE	630.1 > 58.9	9.73e3	2.66e4		6.45	6.45	54.9	45.8	91.6	NO
28	31	13C3-PFBA	216.1 > 171.8	1.27e4	1.46e4	0.861	1.30	1.38	10.9	12.7	101.5	NO
29	32	13C3-PFPeA	266. > 221.8	1.54e4	1.78e4	0.860	2.27	2.33	10.8	12.5	100.4	NO
30	33	13C3-PFBS	302. > 98.8	1.76e3	1.78e4	0.106	2.56	2.61	1.24	11.7	93.6	NO
31	34	13C2-PFHxA	315 > 269.8	4.66e3	1.78e4	0.705	3.05	3.10	3.27	4.64	92.7	NO

Dataset: F:\Projects\PFAS.PRO\Results\180129M1\180129M1-42.qld

Last Altered: Tuesday, January 30, 2018 08:50:00 Pacific Standard Time
Printed: Tuesday, January 30, 2018 08:50:27 Pacific Standard Time

Name: 180129M1_42, Date: 29-Jan-2018, Time: 18:07:00, ID: ST180129M1-12 PFC CS3 18A1909, Description: PFC CS3 18A1909

	#	Name	Trace	Area	IS Area	RRF	Pred.RT	RT	y Axis Resp.	Conc.	%Rec	Recovery Out
32	35	13C4-PFHpA	367.2 > 321.8	1.18e4	1.78e4	0.688	3.68	3.72	8.26	12.0	96.1	NO
33	36	18O2-PFHxS	403.0 > 102.6	1.65e3	4.35e3	0.348	3.80	3.86	4.74	13.6	109.0	NO
34	37	13C2-6:2 FTS	429.1 > 408.9	4.01e3	1.69e4	0.238	4.15	4.18	2.97	12.5	99.8	NO
35	38	13C2-PFOA	414.9 > 369.7	1.72e4	1.69e4	1.190	4.20	4.23	12.7	10.7	85.5	NO
36	39	13C5-PFNA	468.2 > 422.9	1.49e4	1.84e4	0.999	4.65	4.66	10.1	10.1	81.2	NO
37	40	13C8-PFOSA	506.1 > 77.7	3.80e3	1.42e4	0.211	4.70	4.73	3.33	15.8	126.2	NO
38	41	13C8-PFOS	507.0 > 79.9	4.01e3	4.18e3	0.957	4.75	4.74	12.0	12.5	100.3	NO
39	42	13C2-PFDA	515.1 > 469.9	1.31e4	1.20e4	0.965	5.03	5.03	13.7	14.2	113.4	NO
40	43	13C2-8:2 FTS	529.1 > 508.7	3.01e3	1.78e4	0.162	5.00	5.00	2.11	13.0	104.4	NO
41	44	d3-N-MeFOSAA	573.3 > 419	7.48e3	1.42e4	0.398	5.20	5.18	6.56	16.5	131.9	NO
42	45	d5-N-EtFOSAA	589.3 > 419	8.57e3	1.42e4	0.435	5.30	5.34	7.52	17.3	138.3	NO
43	46	13C2-PFUdA	565 > 519.8	1.72e4	1.42e4	1.057	5.36	5.35	15.1	14.3	114.4	NO
44	47	13C2-PFDoA	615.0 > 569.7	1.35e4	1.42e4	0.851	5.65	5.63	11.8	13.9	111.2	NO
45	48	d3-N-MeFOSA	515.2 > 168.9	2.02e4	1.42e4	0.098	5.70	5.81	17.8	182	121.4	NO
46	49	13C2-PFTeDA	714.8 > 669.6	4.04e3	1.42e4	0.403	6.12	6.09	3.55	8.80	70.4	NO
47	50	d5-N-ETFOSA	531.1 > 168.9	3.14e4	1.42e4	0.149	6.25	6.19	27.5	185	123.5	NO
48	51	13C2-PFHxDA	815 > 769.7	3.56e3	1.42e4	0.745	6.46	6.42	3.12	4.19	83.8	NO
49	52	d7-N-MeFOSE	623.1 > 58.9	2.87e4	1.42e4	0.118	6.31	6.29	25.2	214	142.4	NO
50	53	d9-N-EtFOSE	639.2 > 58.8	2.66e4	1.42e4	0.115	6.12	6.44	23.3	204	135.8	NO
51	54	13C4-PFBA	217. > 171.8	1.46e4	1.46e4	1.000	1.30	1.38	12.5	12.5	100.0	NO
52	55	13C5-PFHxA	318 > 272.9	1.78e4	1.78e4	1.000	3.05	3.10	12.5	12.5	100.0	NO
53	56	13C3-PFHxS	401.9 > 79.9	4.35e3	4.35e3	1.000	3.80	3.86	12.5	12.5	100.0	NO
54	57	13C8-PFOA	421.3 > 376	1.69e4	1.69e4	1.000	4.20	4.23	12.5	12.5	100.0	NO
55	58	13C9-PFNA	472.2 > 426.9	1.84e4	1.84e4	1.000	4.65	4.66	12.5	12.5	100.0	NO
56	59	13C4-PFOS	503 > 79.9	4.18e3	4.18e3	1.000	4.60	4.74	12.5	12.5	100.0	NO
57	60	13C6-PFDA	519.1 > 473.7	1.20e4	1.20e4	1.000	5.03	5.03	12.5	12.5	100.0	NO
58	61	13C7-PFUdA	570.1 > 524.8	1.42e4	1.42e4	1.000	5.36	5.35	12.5	12.5	100.0	NO

Quantify Sample Summary Report **MassLynx MassLynx V4.1 SCN945 SCN960**
Vista Analytical Laboratory

Dataset: F:\Projects\PFAS.PRO\Results\180129M1\180129M1-63.qld

Last Altered: Tuesday, January 30, 2018 08:53:16 Pacific Standard Time
Printed: Tuesday, January 30, 2018 08:53:23 Pacific Standard Time

(A) PFTeDA > 130%.

AC 1/30/18

✓JA. 01/30/2018

Method: F:\Projects\PFAS.PRO\MethDB\PFAS_FULL_80C_012518.mdb 26 Jan 2018 09:01:53
Calibration: F:\Projects\PFAS.PRO\CurveDB\C18_VAL-PFAS_Q4_01-29-18-FULL.cdb 30 Jan 2018 08:15:32

Name: 180129M1_63, Date: 29-Jan-2018, Time: 22:08:01, ID: ST180129M1-13 PFC CS0 18A1906, Description: PFC CS0 18A1906

	#	Name	Trace	Area	IS Area	RRF	Pred.RT	RT	y Axis Resp.	Conc.	%Rec	Recovery Out	
1	1	PFBA	213.0 > 168.8	1.30e3	1.37e4		1.29	1.39	1.19	1.05	104.9	NO	
2	2	PFPeA	263.1 > 218.9	1.32e3	1.55e4		2.27	2.34	1.07	1.02	102.2	NO	
3	3	PFBS	299.0 > 79.7	2.86e2	2.17e3		2.56	2.61	1.65	0.861	86.1	NO	
4	4	PFHxA	313.2 > 268.9	1.59e3	4.56e3		3.05	3.11	1.74	1.09	108.7	NO	
5	5	PFHpA	363.0 > 318.9	1.41e3	1.32e4		3.68	3.73	1.33	0.967	96.7	NO	
6	6	L-PFHxS	398.9 > 79.6	2.19e2	1.47e3		3.80	3.87	1.86	1.06	105.8	NO	
7	8	6:2 FTS	427.1 > 407	2.80e2	1.66e4		4.15	4.19	0.210	0.953	95.3	NO	
8	9	L-PFOA	413 > 368.7	1.76e3	1.66e4		4.20	4.24	1.32	1.25	125.0	NO	
9	11	PFHpS	449 > 80.0	4.26e2	4.02e3		4.30	4.35	1.33	1.23	123.5	NO	
10	12	PFNA	463.0 > 418.8	1.93e3	1.67e4		4.65	4.67	1.44	1.10	110.2	NO	
11	13	PFOSA	498.1 > 77.8	3.43e2	3.43e3		4.70	4.74	1.25	1.13	113.0	NO	
12	14	L-PFOS	499 > 79.9	3.27e2	4.02e3		4.75	4.75	1.02	0.811	81.1	NO	
13	16	PFDA	513 > 468.8	1.70e3	1.25e4		5.03	5.04	1.70	1.26	126.2	NO	
14	17	8:2 FTS	527 > 506.9	3.74e2	1.25e4		5.00	5.01	0.373	1.02	102.2	NO	
15	18	N-MeFOSAA	570.1 > 419	7.96e2	8.41e3		5.20	5.19	1.18	0.806	80.6	NO	
16	19	N-EtFOSAA	584.2 > 419	6.09e2	7.02e3		5.30	5.35	1.09	1.03	103.4	NO	
17	20	PFUdA	563.0 > 518.9	1.62e3	1.95e4		5.36	5.35	1.04	0.999	99.9	NO	
18	21	PFDS	598.8 > 80	3.27e2	1.45e4		5.40	5.40	0.282	0.780	78.0	NO	
19	22	PFDoA	612.9 > 569.0	1.87e3	1.45e4		5.65	5.64	1.62	1.12	111.6	NO	
20	23	N-MeFOSA	512.1 > 168.9	7.85e2	2.03e4		5.70	5.79	5.81	5.22	104.5	NO	
21	24	PFTrDA	662.9 > 618.9	1.72e3	1.45e4		5.90	5.88	1.48	0.867	86.7	NO	
22	25	PFTeDA	712.9 > 668.8	1.08e3	4.67e3		6.12	6.09	2.89	1.34	134.2	YES	(A)
23	26	N-EtFOSA	526.1 > 168.9	9.98e2	3.13e4		6.12	6.17	4.79	4.91	98.2	NO	
24	27	PFHxDA	813.1 > 768.6	4.94e2	4.52e3		6.46	6.43	0.546	0.953	95.3	NO	
25	28	PFODA	913.1 > 868.8	7.35e2	4.52e3		6.70	6.66	0.812	1.03	103.3	NO	
26	29	N-MeFOSE	616.1 > 58.9	1.02e3	2.37e4		6.31	6.30	6.45	5.77	115.5	NO	
27	30	N-EtFOSE	630.1 > 58.9	1.10e3	2.76e4		6.45	6.45	5.96	4.72	94.5	NO	
28	31	13C3-PFBA	216.1 > 171.8	1.37e4	1.49e4	0.861	1.30	1.39	11.5	13.4	107.2	NO	
29	32	13C3-PFPeA	266. > 221.8	1.55e4	1.77e4	0.860	2.27	2.34	10.9	12.7	101.5	NO	
30	33	13C3-PFBS	302. > 98.8	2.17e3	1.77e4	0.106	2.56	2.61	1.53	14.5	116.1	NO	
31	34	13C2-PFHxA	315 > 269.8	4.56e3	1.77e4	0.705	3.05	3.11	3.22	4.57	91.5	NO	

Dataset: F:\Projects\PFAS.PRO\Results\180129M1\180129M1-63.qld

Last Altered: Tuesday, January 30, 2018 08:53:16 Pacific Standard Time
Printed: Tuesday, January 30, 2018 08:53:23 Pacific Standard Time

Name: 180129M1_63, Date: 29-Jan-2018, Time: 22:08:01, ID: ST180129M1-13 PFC CS0 18A1906, Description: PFC CS0 18A1906

	#	Name	Trace	Area	IS Area	RRF	Pred.RT	RT	y Axis Resp.	Conc.	%Rec	Recovery Out
32	35	13C4-PFHpA	367.2 > 321.8	1.32e4	1.77e4	0.688	3.68	3.73	9.31	13.5	108.4	NO
33	36	18O2-PFHxS	403.0 > 102.6	1.47e3	4.47e3	0.348	3.80	3.87	4.12	11.8	94.7	NO
34	37	13C2-6:2 FTS	429.1 > 408.9	4.14e3	1.64e4	0.238	4.15	4.18	3.15	13.2	105.7	NO
35	38	13C2-PFOA	414.9 > 369.7	1.66e4	1.64e4	1.190	4.20	4.24	12.7	10.6	85.2	NO
36	39	13C5-PFNA	468.2 > 422.9	1.67e4	1.57e4	0.999	4.65	4.67	13.3	13.3	106.8	NO
37	40	13C8-PFOSA	506.1 > 77.7	3.43e3	2.13e4	0.211	4.70	4.74	2.01	9.51	76.1	NO
38	41	13C8-PFOS	507.0 > 79.9	4.02e3	4.49e3	0.957	4.75	4.75	11.2	11.7	93.6	NO
39	42	13C2-PFDA	515.1 > 469.9	1.25e4	1.23e4	0.965	5.03	5.04	12.7	13.2	105.6	NO
40	43	13C2-8:2 FTS	529.1 > 508.7	3.29e3	1.77e4	0.162	5.00	5.01	2.32	14.3	114.5	NO
41	44	d3-N-MeFOSAA	573.3 > 419	8.41e3	2.13e4	0.398	5.20	5.18	4.93	12.4	99.2	NO
42	45	d5-N-EtFOSAA	589.3 > 419	7.02e3	2.13e4	0.435	5.30	5.34	4.11	9.46	75.7	NO
43	46	13C2-PFUdA	565 > 519.8	1.95e4	2.13e4	1.057	5.36	5.36	11.4	10.8	86.4	NO
44	47	13C2-PFDoA	615.0 > 569.7	1.45e4	2.13e4	0.851	5.65	5.64	8.49	9.97	79.8	NO
45	48	d3-N-MeFOSA	515.2 > 168.9	2.03e4	2.13e4	0.098	5.70	5.82	11.9	122	81.2	NO
46	49	13C2-PFTeDA	714.8 > 669.6	4.67e3	2.13e4	0.403	6.12	6.09	2.74	6.79	54.4	NO
47	50	d5-N-ETFOSA	531.1 > 168.9	3.13e4	2.13e4	0.149	6.25	6.18	18.3	123	82.3	NO
48	51	13C2-PFHxDA	815 > 769.7	4.52e3	2.13e4	0.745	6.46	6.42	2.65	3.56	71.2	NO
49	52	d7-N-MeFOSE	623.1 > 58.9	2.37e4	2.13e4	0.118	6.31	6.29	13.9	118	78.8	NO
50	53	d9-N-EtFOSE	639.2 > 58.8	2.76e4	2.13e4	0.115	6.12	6.44	16.2	141	94.0	NO
51	54	13C4-PFBA	217. > 171.8	1.49e4	1.49e4	1.000	1.30	1.39	12.5	12.5	100.0	NO
52	55	13C5-PFHxA	318 > 272.9	1.77e4	1.77e4	1.000	3.05	3.11	12.5	12.5	100.0	NO
53	56	13C3-PFHxS	401.9 > 79.9	4.47e3	4.47e3	1.000	3.80	3.87	12.5	12.5	100.0	NO
54	57	13C8-PFOA	421.3 > 376	1.64e4	1.64e4	1.000	4.20	4.24	12.5	12.5	100.0	NO
55	58	13C9-PFNA	472.2 > 426.9	1.57e4	1.57e4	1.000	4.65	4.67	12.5	12.5	100.0	NO
56	59	13C4-PFOS	503 > 79.9	4.49e3	4.49e3	1.000	4.60	4.75	12.5	12.5	100.0	NO
57	60	13C6-PFDA	519.1 > 473.7	1.23e4	1.23e4	1.000	5.03	5.04	12.5	12.5	100.0	NO
58	61	13C7-PFUdA	570.1 > 524.8	2.13e4	2.13e4	1.000	5.36	5.36	12.5	12.5	100.0	NO

Vista Analytical Laboratory

Dataset: Untitled

Last Altered: Friday, February 02, 2018 09:50:10 Pacific Standard Time
Printed: Friday, February 02, 2018 09:52:21 Pacific Standard Time

Method: F:\Projects\PFAS.PRO\MethDB\PFAS_FULL_80C_020118.mdb 02 Feb 2018 09:02:54
Calibration: F:\Projects\PFAS.PRO\CurveDB\C18_VAL-PFAS_Q4_02-01-18-FULL.cdb 02 Feb 2018 08:56:36

EPA METHOD 537 MODIFIED

Compound name: PFBA

	Name	ID	Acq.Date	Acq.Time
1	180201M2_1	IPA	01-Feb-18	10:40:54
2	180201M2_2	ST180201M2-1 PFC CS-2 18A3007	01-Feb-18	10:52:18
3	180201M2_3	ST180201M2-2 PFC CS-1 18A3008	01-Feb-18	11:03:45
4	180201M2_4	ST180201M2-3 PFC CS0 18A3009	01-Feb-18	11:15:12
5	180201M2_5	ST180201M2-4 PFC CS1 18A3010	01-Feb-18	11:26:39
6	180201M2_6	ST180201M2-5 PFC CS2 18A3011	01-Feb-18	11:38:09
7	180201M2_7	ST180201M2-6 PFC CS3 18A3012	01-Feb-18	11:49:38
8	180201M2_8	ST180201M2-7 PFC CS4 18A3013	01-Feb-18	12:01:08
9	180201M2_9	ST180201M2-8 PFC CS5 18A3014	01-Feb-18	12:12:35
10	180201M2_10	ST180201M2-9 PFC CS6 18A3015	01-Feb-18	12:24:05
11	180201M2_11	ST180201M2-10 PFC CS7 18A3016	01-Feb-18	12:35:34
12	180201M2_12	IPA	01-Feb-18	12:47:03
13	180201M2_13	ICV180201M2-1 PFC ICV 18A3006	01-Feb-18	12:58:32
14	180201M2_14	IPA	01-Feb-18	13:10:02
15	180201M2_15	B8A0134-BS1 OPR 0.25	01-Feb-18	13:21:29
16	180201M2_16	B8A0134-BLK1 Method Blank 0.25	01-Feb-18	13:33:00
17	180201M2_17	B8A0134-MS1 Matrix Spike 0.22205	01-Feb-18	13:44:26
18	180201M2_18	B8A0134-MSD1 Matrix Spike Dup 0.2339	01-Feb-18	13:55:56
19	180201M2_19	1800141-01 WT1801151310AB 0.24161	01-Feb-18	14:07:25
20	180201M2_20	1800144-01 WT1801181520MK 0.25508	01-Feb-18	14:18:56
21	180201M2_21	1800144-02 WT1801181540MK 0.24911	01-Feb-18	14:30:23
22	180201M2_22	1800144-03 MW-09-180118JLB 0.25454	01-Feb-18	14:41:53
23	180201M2_23	1800153-01 FT-TW507-1924 0.23859	01-Feb-18	14:53:20
24	180201M2_24	1800153-02 FT-TW510-1520 0.24548	01-Feb-18	15:04:46
25	180201M2_25	1800153-03 FT-TW511-1722 0.24264	01-Feb-18	15:16:13
26	180201M2_26	1800153-04 FT-TW513-2025 0.23397	01-Feb-18	15:27:40
27	180201M2_27	1800153-05 FT-Dup03-20180118 0.24917	01-Feb-18	16:09:28
28	180201M2_28	1800153-06 FT-TW507-1924-FRB 0.25367	01-Feb-18	16:20:57
29	180201M2_29	1800153-07 FT-EB01-20180116 0.25433	01-Feb-18	16:32:26
30	180201M2_30	1800153-08 FT-EB02-20180117 0.25791	01-Feb-18	16:43:47
31	180201M2_31	1800153-09 FT-EB03-20180118 0.23434	01-Feb-18	16:55:14

Dataset: Untitled

Last Altered: Friday, February 02, 2018 09:50:10 Pacific Standard Time
Printed: Friday, February 02, 2018 09:52:21 Pacific Standard Time

Compound name: PFBA

	Name	ID	Acq.Date	Acq.Time
32	180201M2_32	1800153-10 FT-FRB01-20180116 0.25664	01-Feb-18	17:06:41
33	180201M2_33	1800153-11 FT-FRB02-20180117 0.25152	01-Feb-18	17:18:08
34	180201M2_34	B8A0132-BS1 OPR 0.25	01-Feb-18	17:29:38
35	180201M2_35	B8A0132-BLK1 Method Blank 0.25	01-Feb-18	17:41:04
36	180201M2_36	1800145-01 WT1801161430AB 0.26882	01-Feb-18	17:52:34
37	180201M2_37	IPA	01-Feb-18	18:04:03
38	180201M2_38	ST180201M2-11 PFC CS3 18A3012	01-Feb-18	18:15:33
39	180201M2_39	IPA	01-Feb-18	18:26:59
40	180201M2_40	1800145-02 WT1801161450AB 0.26602	01-Feb-18	18:38:29
41	180201M2_41	1800145-03 WT1801161505AB 0.27119	01-Feb-18	18:49:54
42	180201M2_42	1800145-04 WT1801161515AB 0.27769	01-Feb-18	19:01:20
43	180201M2_43	B8A0178-BS1 OPR 1	01-Feb-18	19:12:50
44	180201M2_44	B8A0178-BLK1 Method Blank 1	01-Feb-18	19:24:19
45	180201M2_45	B8A0178-MS1 Matrix Spike 1.17	01-Feb-18	19:35:49
46	180201M2_46	B8A0178-MSD1 Matrix Spike Dup 1.16	01-Feb-18	19:47:18
47	180201M2_47	1800131-01 PITTS-03-SB01-0-2 1.11	01-Feb-18	19:58:47
48	180201M2_48	1800131-02 PITTS-03-SB01-19-21 1.11	01-Feb-18	20:10:16
49	180201M2_49	1800131-03 PITTS-03-SB02-0-2 1.14	01-Feb-18	20:21:42
50	180201M2_50	1800131-04 PITTS-03-SB02-13-15 1.14	01-Feb-18	20:33:13
51	180201M2_51	1800131-05 PITTS-05-SB01-0-2 1.12	01-Feb-18	20:44:39
52	180201M2_52	1800131-06 PITTS-05-SB01-8-10 1.1	01-Feb-18	20:56:10
53	180201M2_53	1800131-07 PITTS-05-SB02-0-2 1.15	01-Feb-18	21:07:38
54	180201M2_54	IPA	01-Feb-18	21:19:07
55	180201M2_55	ST180201M2-12 PFC CS0 18A3009	01-Feb-18	21:30:38
56	180201M2_56	IPA	01-Feb-18	21:42:04
57	180201M2_57	1800131-08 PITTS-05-SB02-13-15 1.12	01-Feb-18	21:53:33
58	180201M2_58	1800131-09 PITTS-21-SB02-0-2 1.18	01-Feb-18	22:05:02
59	180201M2_59	1800131-10 PITTS-21-SB02-3-5 1.17	01-Feb-18	22:16:31
60	180201M2_60	1800131-11 PITTS-SO-DUP01-010918 1.16	01-Feb-18	22:28:01
61	180201M2_61	1800131-12 PITTS-SO-DUP02-011018 1.17	01-Feb-18	22:39:30
62	180201M2_62	B8A0180-BS1 OPR 1	01-Feb-18	22:50:56
63	180201M2_63	B8A0180-BLK1 Method Blank 1	01-Feb-18	23:02:23
64	180201M2_64	B8A0180-MS1 Matrix Spike 1.28	01-Feb-18	23:13:51
65	180201M2_65	B8A0180-MSD1 Matrix Spike Dup 1.26	01-Feb-18	23:25:20

Dataset: Untitled

Last Altered: Friday, February 02, 2018 09:50:10 Pacific Standard Time
Printed: Friday, February 02, 2018 09:52:21 Pacific Standard Time

Compound name: PFBA

	Name	ID	Acq.Date	Acq.Time
66	180201M2_66	1800132-01 PITTS-01-SB02-0-2 1.27	01-Feb-18	23:36:50
67	180201M2_67	1800132-02 PITTS-01-SB02-11-13 1.19	01-Feb-18	23:48:20
68	180201M2_68	1800132-03 PITTS-04-SB01-0-2 1.39	01-Feb-18	23:59:46
69	180201M2_69	1800132-04 PITTS-04-SB02-0-2 1.26	02-Feb-18	00:11:13
70	180201M2_70	1800132-05 PITTS-07-SB02-0-2 1.13	02-Feb-18	00:22:40
71	180201M2_71	IPA	02-Feb-18	00:34:07
72	180201M2_72	ST180201M2-13 PFC CS3 18A3012	02-Feb-18	00:45:37
73	180201M2_73	IPA	02-Feb-18	00:57:06
74	180201M2_74	1800132-06 PITTS-07-SB02-3-5 1.13	02-Feb-18	01:08:36
75	180201M2_75	1800132-07 PITTS-07-SB03-0-2 1.36	02-Feb-18	01:20:05
76	180201M2_76	1800132-08 PITTS-07-SB03-5.5-7.5 1.12	02-Feb-18	01:31:34
77	180201M2_77	1800132-09 PITTS-21-SB01-0-2 1.37	02-Feb-18	01:43:04
78	180201M2_78	1800132-10 PITTS-SO-DUP03-011018 1.08	02-Feb-18	01:54:34
79	180201M2_79	1800132-11 PITTS-SO-DUP04-011018 1.14	02-Feb-18	02:06:03
80	180201M2_80	1800132-12 PITTS-SO-DUP05-011118 1.43	02-Feb-18	02:17:33
81	180201M2_81	1800132-13 PITTS-04-SB03-0-2 1.27	02-Feb-18	02:29:03
82	180201M2_82	B8A0149-BS1 OPR 1	02-Feb-18	02:40:31
83	180201M2_83	B8A0149-BLK1 Method Blank 1.03	02-Feb-18	02:51:59
84	180201M2_84	B8A0149-MS1 Matrix Spike 1.17	02-Feb-18	03:03:28
85	180201M2_85	B8A0149-MSD1 Matrix Spike Dup 1.18	02-Feb-18	03:14:57
86	180201M2_86	1800129-01 PITTS-06-SB01-0-2 1.26	02-Feb-18	03:26:24
87	180201M2_87	1800129-02 PITTS-06-SB01-4-6 1.15	02-Feb-18	03:37:53
88	180201M2_88	IPA	02-Feb-18	03:49:23
89	180201M2_89	ST180201M2-14 PFC CS3 18A3012	02-Feb-18	04:00:53
90	180201M2_90	IPA	02-Feb-18	04:12:22
91	180201M2_91	1800129-03 PITTS-07-SB01-0-2 1.23	02-Feb-18	04:23:51
92	180201M2_92	1800129-04 PITTS-07-SB01-5-7 1.06	02-Feb-18	04:35:21
93	180201M2_93	1800129-05 PITTS-08-SB01-0-2 1.32	02-Feb-18	04:46:50
94	180201M2_94	1800129-06 PITTS-08-SB01-13-15 1.19	02-Feb-18	04:58:21
95	180201M2_95	1800129-08 PITTS-09-SB01-0-2 1.21	02-Feb-18	05:09:50
96	180201M2_96	1800129-09 PITTS-09-SB01-13-15 1.12	02-Feb-18	05:21:20
97	180201M2_97	1800129-11 PITTS-20-SB01-0-2 1.26	02-Feb-18	05:32:49
98	180201M2_98	1800129-12 PITTS-20-SB01-13-15 1.1	02-Feb-18	05:44:16
99	180201M2_99	1800148-01 01SB01 10-12' 1.27	02-Feb-18	05:55:45

Dataset: Untitled

Last Altered: Friday, February 02, 2018 09:50:10 Pacific Standard Time
Printed: Friday, February 02, 2018 09:52:21 Pacific Standard Time

Compound name: PFBA

	Name	ID	Acq.Date	Acq.Time
100	180201M2_100	1800148-02 01SB02 1.5-2.5' 1.27	02-Feb-18	06:07:15
101	180201M2_101	IPA	02-Feb-18	06:18:44
102	180201M2_102	ST180201M2-15 PFC CS0 18A3009	02-Feb-18	06:30:11
103	180201M2_103	IPA	02-Feb-18	06:41:41
104	180201M2_104	1800148-03 01SB02 9.5-11.5' 1.22	02-Feb-18	06:53:08
105	180201M2_105	1800148-04 01SB03 1.5-2.5' 1.19	02-Feb-18	07:04:38
106	180201M2_106	1800148-05 01SB03 10-12' 1.26	02-Feb-18	07:16:08
107	180201M2_107	1800148-06 07SB01 1.5-2' 1.26	02-Feb-18	07:27:35
108	180201M2_108	1800148-07 07SB01 13-15' 1.29	02-Feb-18	07:39:05
109	180201M2_109	1800148-08 07SB02 1-2' 1.24	02-Feb-18	07:50:32
110	180201M2_110	1800148-09 07SB02 10-12' 1.26	02-Feb-18	08:02:01
111	180201M2_111	1800148-10 04SB09 13-15' 1.17	02-Feb-18	08:13:31
112	180201M2_112	1701951-02@5X FC-MW02SR1-20171212 0.2...	02-Feb-18	08:25:01
113	180201M2_113	1701951-10@5X FC-DUP07-20171212 0.24536	02-Feb-18	08:36:27
114	180201M2_114	IPA	02-Feb-18	08:47:55
115	180201M2_115	ST180201M2-16 PFC CS3 18A3012	02-Feb-18	08:59:21
116	180201M2_116	IPA	02-Feb-18	09:10:52
117	180201M2_117	1800131_RT	02-Feb-18	09:22:20
118	180201M2_118	180131_RTD	02-Feb-18	09:33:47
119	180201M2_119	180131_RTZ	02-Feb-18	09:45:14
120	180201M2_120	180131_RTZD		
121	180201M2_121	180131_C		
122	180201M2_122	180131_CD		
123	180201M2_123	180131_CTZ		
124	180201M2_124	180131_CTZD		

Vista Analytical Laboratory

Dataset: F:\Projects\PFAS.PRO\Results\180201M2\180201M2-CRV.qld

Last Altered: Friday, February 02, 2018 08:56:36 Pacific Standard Time
Printed: Friday, February 02, 2018 09:17:01 Pacific Standard Time

Method: F:\Projects\PFAS.PRO\MethDB\PFAS_FULL_80C_020118.mdb 02 Feb 2018 08:43:15
Calibration: F:\Projects\PFAS.PRO\CurveDB\C18_VAL-PFAS_Q4_02-01-18-FULL.cdb 02 Feb 2018 08:56:36

AC 2/2/18

VJA 02/02/2018

Compound name: PFBA
Correlation coefficient: r = 0.999588, r^2 = 0.999176
Calibration curve: 1.15301 * x + 0.0290072
Response type: Internal Std (Ref 34), Area * (IS Conc. / IS Area)
Curve type: Linear, Origin: Include, Weighting: 1/x, Axis trans: None

	#	Name	Type	Std. Conc	RT	Area	IS Area	Response	Conc.	%Dev	Conc. Flag	CoD	CoD Flag	x=excluded
1	1	180201M2_2	Standard	0.250	1.74	212.707	9389.637	0.283	0.2	-11.8	NO	0.999	NO	bb
2	2	180201M2_3	Standard	0.500	1.74	512.017	9983.384	0.641	0.5	6.2	NO	0.999	NO	bb
3	3	180201M2_4	Standard	1.000	1.74	933.750	9986.440	1.169	1.0	-1.1	NO	0.999	NO	bb
4	4	180201M2_5	Standard	2.000	1.73	1893.553	9690.016	2.443	2.1	4.7	NO	0.999	NO	bb
5	5	180201M2_6	Standard	5.000	1.73	4584.294	9520.578	6.019	5.2	3.9	NO	0.999	NO	bb
6	6	180201M2_7	Standard	10.000	1.73	9560.794	9923.568	12.043	10.4	4.2	NO	0.999	NO	bb
7	7	180201M2_8	Standard	50.000	1.73	45262.359	9588.937	59.003	51.1	2.3	NO	0.999	NO	bb
8	8	180201M2_9	Standard	100.000	1.72	89634.344	9692.715	115.595	100.2	0.2	NO	0.999	NO	bb
9	9	180201M2_10	Standard	250.000	1.72	216936.203	9046.232	299.760	260.0	4.0	NO	0.999	NO	bb
10	10	180201M2_11	Standard	500.000	1.72	408663.469	9078.827	562.660	488.0	-2.4	NO	0.999	NO	bb

Compound name: PFPeA
Correlation coefficient: r = 0.999459, r^2 = 0.998919
Calibration curve: 0.921641 * x + 0.120981
Response type: Internal Std (Ref 35), Area * (IS Conc. / IS Area)
Curve type: Linear, Origin: Exclude, Weighting: 1/x, Axis trans: None

	#	Name	Type	Std. Conc	RT	Area	IS Area	Response	Conc.	%Dev	Conc. Flag	CoD	CoD Flag	x=excluded
1	1	180201M2_2	Standard	0.250	2.72	249.826	10291.811	0.303	0.2	-20.8	NO	0.999	NO	bb
2	2	180201M2_3	Standard	0.500	2.72	484.837	11538.120	0.525	0.4	-12.3	NO	0.999	NO	bb
3	3	180201M2_4	Standard	1.000	2.71	958.982	10814.430	1.108	1.1	7.1	NO	0.999	NO	bb
4	4	180201M2_5	Standard	2.000	2.71	1802.433	11918.526	1.890	1.9	-4.0	NO	0.999	NO	bb
5	5	180201M2_6	Standard	5.000	2.71	4775.363	11699.451	5.102	5.4	8.1	NO	0.999	NO	bb
6	6	180201M2_7	Standard	10.000	2.70	8525.360	10244.049	10.403	11.2	11.6	NO	0.999	NO	bb
7	7	180201M2_8	Standard	50.000	2.70	42027.309	10452.232	50.261	54.4	8.8	NO	0.999	NO	bb
8	8	180201M2_9	Standard	100.000	2.70	79031.859	10454.805	94.492	102.4	2.4	NO	0.999	NO	bb
9	9	180201M2_10	Standard	250.000	2.70	200848.563	10730.524	233.969	253.7	1.5	NO	0.999	NO	bb

Dataset: F:\Projects\PFAS.PRO\Results\180201M2\180201M2-CRV.qld

Last Altered: Friday, February 02, 2018 08:56:36 Pacific Standard Time
Printed: Friday, February 02, 2018 09:17:01 Pacific Standard Time

Compound name: PFPeA

	#	Name	Type	Std. Conc	RT	Area	IS Area	Response	Conc.	%Dev	Conc. Flag	CoD	CoD Flag	x=excluded
10	10	180201M2_11	Standard	500.000	2.69	357330.969	9927.790	449.913	488.0	-2.4	NO	0.999	NO	bb

Compound name: PFBS
Coefficient of Determination: R^2 = 0.999372
Calibration curve: 0.000720487 * x^2 + 1.50907 * x + 0.184842
Response type: Internal Std (Ref 36), Area * (IS Conc. / IS Area)
Curve type: 2nd Order, Origin: Exclude, Weighting: 1/x, Axis trans: None

	#	Name	Type	Std. Conc	RT	Area	IS Area	Response	Conc.	%Dev	Conc. Flag	CoD	CoD Flag	x=excluded
1	1	180201M2_2	Standard	0.250	2.99	55.924	1433.712	0.488	0.2	-19.8	NO	0.999	NO	MM
2	2	180201M2_3	Standard	0.500	2.99	114.197	1551.910	0.920	0.5	-2.6	NO	0.999	NO	bb
3	3	180201M2_4	Standard	1.000	2.98	197.640	1514.292	1.631	1.0	-4.2	NO	0.999	NO	bb
4	4	180201M2_5	Standard	2.000	2.98	401.874	1492.356	3.366	2.1	5.3	NO	0.999	NO	bb
5	5	180201M2_6	Standard	5.000	2.98	1011.305	1480.229	8.540	5.5	10.4	NO	0.999	NO	bb
6	6	180201M2_7	Standard	10.000	2.98	2112.059	1572.907	16.785	10.9	9.4	NO	0.999	NO	bb
7	7	180201M2_8	Standard	50.000	2.97	9241.729	1491.415	77.458	50.0	0.0	NO	0.999	NO	bb
8	8	180201M2_9	Standard	100.000	2.97	19325.635	1464.832	164.913	104.0	4.0	NO	0.999	NO	bb
9	9	180201M2_10	Standard	250.000	2.97	45481.453	1395.219	407.476	241.9	-3.2	NO	0.999	NO	bb
10	10	180201M2_11	Standard	500.000	2.97	85698.891	1138.420	940.985	502.8	0.6	NO	0.999	NO	bb

Compound name: 4:2 FTS
Coefficient of Determination: R^2 = 0.999451
Calibration curve: 0.000203044 * x^2 + 1.61794 * x + 0.159207
Response type: Internal Std (Ref 36), Area * (IS Conc. / IS Area)
Curve type: 2nd Order, Origin: Exclude, Weighting: 1/x, Axis trans: None

	#	Name	Type	Std. Conc	RT	Area	IS Area	Response	Conc.	%Dev	Conc. Flag	CoD	CoD Flag	x=excluded
1	1	180201M2_2	Standard	0.250	3.40	50.736	1433.712	0.442	0.2	-30.0	~~YES~~ NO.	0.999	NO	MM
2	2	180201M2_3	Standard	0.500	3.39	119.567	1551.910	0.963	0.5	-0.6	NO	0.999	NO	bb
3	3	180201M2_4	Standard	1.000	3.39	244.639	1514.292	2.019	1.1	15.0	NO	0.999	NO	bb
4	4	180201M2_5	Standard	2.000	3.39	441.763	1492.356	3.700	2.2	9.4	NO	0.999	NO	bb
5	5	180201M2_6	Standard	5.000	3.38	1001.657	1480.229	8.459	5.1	2.5	NO	0.999	NO	bb
6	6	180201M2_7	Standard	10.000	3.38	2056.812	1572.907	16.346	10.0	-0.1	NO	0.999	NO	bb
7	7	180201M2_8	Standard	50.000	3.38	10091.644	1491.415	84.581	51.8	3.7	NO	0.999	NO	bb

Dataset: F:\Projects\PFAS.PRO\Results\180201M2\180201M2-CRV.qld

Last Altered: Friday, February 02, 2018 08:56:36 Pacific Standard Time
Printed: Friday, February 02, 2018 09:17:01 Pacific Standard Time

Compound name: 4:2 FTS

	#	Name	Type	Std. Conc	RT	Area	IS Area	Response	Conc.	%Dev	Conc. Flag	CoD	CoD Flag	x=excluded
8	8	180201M2_9	Standard	100.000	3.38	19757.881	1464.832	168.602	102.8	2.8	NO	0.999	NO	bb
9	9	180201M2_10	Standard	250.000	3.38	45015.465	1395.219	403.301	241.8	-3.3	NO	0.999	NO	bb
10	10	180201M2_11	Standard	500.000	3.37	78840.711	1138.420	865.681	503.2	0.6	NO	0.999	NO	bb

Compound name: PFHxA
Coefficient of Determination: R^2 = 0.999268
Calibration curve: -0.000163281 * x^2 + 1.50548 * x + 0.113411
Response type: Internal Std (Ref 37), Area * (IS Conc. / IS Area)
Curve type: 2nd Order, Origin: Include, Weighting: 1/x, Axis trans: None

	#	Name	Type	Std. Conc	RT	Area	IS Area	Response	Conc.	%Dev	Conc. Flag	CoD	CoD Flag	x=excluded
1	1	180201M2_2	Standard	0.250	3.49	327.504	3752.902	0.436	0.2	-14.2	NO	0.999	NO	bb
2	2	180201M2_3	Standard	0.500	3.49	597.904	3439.315	0.869	0.5	0.4	NO	0.999	NO	bb
3	3	180201M2_4	Standard	1.000	3.49	1167.424	3523.702	1.657	1.0	2.5	NO	0.999	NO	bb
4	4	180201M2_5	Standard	2.000	3.48	2432.601	3231.672	3.764	2.4	21.3	NO	0.999	NO	bb
5	5	180201M2_6	Standard	5.000	3.48	5751.611	3472.787	8.281	5.4	8.6	NO	0.999	NO	bb
6	6	180201M2_7	Standard	10.000	3.48	10989.215	3293.221	16.685	11.0	10.2	NO	0.999	NO	bb
7	7	180201M2_8	Standard	50.000	3.48	51512.160	3350.827	76.865	51.3	2.5	NO	0.999	NO	bb
8	8	180201M2_9	Standard	100.000	3.47	105053.016	3472.382	151.269	101.5	1.5	NO	0.999	NO	bb
9	9	180201M2_10	Standard	250.000	3.47	225876.188	3192.434	353.768	241.2	-3.5	NO	0.999	NO	bb
10	10	180201M2_11	Standard	500.000	3.47	448298.469	3123.552	717.610	504.2	0.8	NO	0.999	NO	bb

Compound name: PFPeS
Correlation coefficient: r = 0.997255, r^2 = 0.994517
Calibration curve: 1.92826 * x + -0.169565
Response type: Internal Std (Ref 36), Area * (IS Conc. / IS Area)
Curve type: Linear, Origin: Exclude, Weighting: 1/x, Axis trans: None

	#	Name	Type	Std. Conc	RT	Area	IS Area	Response	Conc.	%Dev	Conc. Flag	CoD	CoD Flag	x=excluded
1	1	180201M2_2	Standard	0.250	3.69	45.912	1433.712	0.400	0.3	18.2	NO	0.995	NO	MM
2	2	180201M2_3	Standard	0.500	3.68	89.330	1551.910	0.720	0.5	-7.8	NO	0.995	NO	bb
3	3	180201M2_4	Standard	1.000	3.68	212.781	1514.292	1.756	1.0	-0.1	NO	0.995	NO	bb
4	4	180201M2_5	Standard	2.000	3.68	470.903	1492.356	3.944	2.1	6.7	NO	0.995	NO	bb
5	5	180201M2_6	Standard	5.000	3.67	1109.698	1480.229	9.371	4.9	-1.0	NO	0.995	NO	bb

Dataset: F:\Projects\PFAS.PRO\Results\180201M2\180201M2-CRV.qld

Last Altered: Friday, February 02, 2018 08:56:36 Pacific Standard Time
Printed: Friday, February 02, 2018 09:17:01 Pacific Standard Time

Compound name: PFPeS

	#	Name	Type	Std. Conc	RT	Area	IS Area	Response	Conc.	%Dev	Conc. Flag	CoD	CoD Flag	x=excluded
6	6	180201M2_7	Standard	10.000	3.67	2337.649	1572.907	18.577	9.7	-2.8	NO	0.995	NO	bb
7	7	180201M2_8	Standard	50.000	3.67	11096.020	1491.415	92.999	48.3	-3.4	NO	0.995	NO	bb
8	8	180201M2_9	Standard	100.000	3.66	21066.156	1464.832	179.766	93.3	-6.7	NO	0.995	NO	bb
9	9	180201M2_10	Standard	250.000	3.66	48596.195	1395.219	435.381	225.9	-9.6	NO	0.995	NO	bb
10	10	180201M2_11	Standard	500.000	3.66	93530.148	1138.420	1026.973	532.7	6.5	NO	0.995	NO	bb

Compound name: PFHpA
Correlation coefficient: r = 0.999876, r^2 = 0.999751
Calibration curve: 1.33885 * x + -0.0298888
Response type: Internal Std (Ref 38), Area * (IS Conc. / IS Area)
Curve type: Linear, Origin: Exclude, Weighting: 1/x, Axis trans: None

	#	Name	Type	Std. Conc	RT	Area	IS Area	Response	Conc.	%Dev	Conc. Flag	CoD	CoD Flag	x=excluded
1	1	180201M2_2	Standard	0.250	4.12	205.343	8537.186	0.301	0.2	-1.2	NO	1.000	NO	bb
2	2	180201M2_3	Standard	0.500	4.12	468.266	8665.500	0.675	0.5	5.4	NO	1.000	NO	bb
3	3	180201M2_4	Standard	1.000	4.11	887.099	8295.039	1.337	1.0	2.1	NO	1.000	NO	bb
4	4	180201M2_5	Standard	2.000	4.11	2028.035	8948.312	2.833	2.1	6.9	NO	1.000	NO	bb
5	5	180201M2_6	Standard	5.000	4.10	4822.485	9472.876	6.364	4.8	-4.5	NO	1.000	NO	bb
6	6	180201M2_7	Standard	10.000	4.10	9014.292	9280.252	12.142	9.1	-9.1	NO	1.000	NO	bb
7	7	180201M2_8	Standard	50.000	4.10	42484.176	8132.475	65.300	48.8	-2.4	NO	1.000	NO	bb
8	8	180201M2_9	Standard	100.000	4.10	88190.313	8029.674	137.288	102.6	2.6	NO	1.000	NO	bb
9	9	180201M2_10	Standard	250.000	4.10	203692.563	7548.560	337.304	252.0	0.8	NO	1.000	NO	bb
10	10	180201M2_11	Standard	500.000	4.09	370149.844	6944.875	666.228	497.6	-0.5	NO	1.000	NO	bb

Dataset: F:\Projects\PFAS.PRO\Results\180201M2\180201M2-CRV.qld

Last Altered: Friday, February 02, 2018 08:56:36 Pacific Standard Time
Printed: Friday, February 02, 2018 09:17:01 Pacific Standard Time

Compound name: L-PFHxS
Correlation coefficient: r = 0.999731, r^2 = 0.999462
Calibration curve: 1.66977 * x + 0.0985786
Response type: Internal Std (Ref 39), Area * (IS Conc. / IS Area)
Curve type: Linear, Origin: Exclude, Weighting: 1/x, Axis trans: None

	#	Name	Type	Std. Conc	RT	Area	IS Area	Response	Conc.	%Dev	Conc. Flag	CoD	CoD Flag	x=excluded
1	1	180201M2_2	Standard	0.250	4.26	35.073	1056.209	0.415	0.2	-24.2	NO	0.999	NO	MM
2	2	180201M2_3	Standard	0.500	4.25	83.448	1160.678	0.899	0.5	-4.2	NO	0.999	NO	MM
3	3	180201M2_4	Standard	1.000	4.25	157.708	1082.664	1.821	1.0	3.1	NO	0.999	NO	MM
4	4	180201M2_5	Standard	2.000	4.24	305.706	1135.339	3.366	2.0	-2.2	NO	0.999	NO	MM
5	5	180201M2_6	Standard	5.000	4.24	818.170	1105.755	9.249	5.5	9.6	NO	0.999	NO	MM
6	6	180201M2_7	Standard	10.000	4.24	1665.759	1096.692	18.986	11.3	13.1	NO	0.999	NO	MM
7	7	180201M2_8	Standard	50.000	4.24	7835.177	1126.976	86.905	52.0	4.0	NO	0.999	NO	MM
8	8	180201M2_9	Standard	100.000	4.23	14767.560	1094.272	168.692	101.0	1.0	NO	0.999	NO	MM
9	9	180201M2_10	Standard	250.000	4.23	34389.738	1016.523	422.884	253.2	1.3	NO	0.999	NO	MM
10	10	180201M2_11	Standard	500.000	4.23	68657.250	1044.222	821.871	492.1	-1.6	NO	0.999	NO	MM

Compound name: 6:2 FTS
Coefficient of Determination: R^2 = 0.998757
Calibration curve: -8.65385e-005 * x^2 + 0.263083 * x + 0.00293198
Response type: Internal Std (Ref 41), Area * (IS Conc. / IS Area)
Curve type: 2nd Order, Origin: Include, Weighting: 1/x, Axis trans: None

	#	Name	Type	Std. Conc	RT	Area	IS Area	Response	Conc.	%Dev	Conc. Flag	CoD	CoD Flag	x=excluded
1	1	180201M2_2	Standard	0.250	4.58	67.229	15180.339	0.055	0.2	-20.3	NO	0.999	NO	bb
2	2	180201M2_3	Standard	0.500	4.56	123.138	13847.419	0.111	0.4	-17.7	NO	0.999	NO	bb
3	3	180201M2_4	Standard	1.000	4.57	356.080	13183.470	0.338	1.3	27.3	NO	0.999	NO	bb
4	4	180201M2_5	Standard	2.000	4.56	586.612	13426.970	0.546	2.1	3.3	NO	0.999	NO	bb
5	5	180201M2_6	Standard	5.000	4.56	1263.803	12850.056	1.229	4.7	-6.6	NO	0.999	NO	bb
6	6	180201M2_7	Standard	10.000	4.56	3116.245	12564.818	3.100	11.8	18.2	NO	0.999	NO	bb
7	7	180201M2_8	Standard	50.000	4.56	11981.239	11610.387	12.899	49.8	-0.3	NO	0.999	NO	bb
8	8	180201M2_9	Standard	100.000	4.56	26238.688	12445.125	26.354	103.7	3.7	NO	0.999	NO	bb
9	9	180201M2_10	Standard	250.000	4.55	54837.234	11793.541	58.122	239.8	-4.1	NO	0.999	NO	bb
10	10	180201M2_11	Standard	500.000	4.55	92294.516	10408.093	110.845	505.3	1.1	NO	0.999	NO	bb

Dataset: F:\Projects\PFAS.PRO\Results\180201M2\180201M2-CRV.qld

Last Altered: Friday, February 02, 2018 08:56:36 Pacific Standard Time
Printed: Friday, February 02, 2018 09:17:01 Pacific Standard Time

Compound name: L-PFOA
Coefficient of Determination: R^2 = 0.999666
Calibration curve: 0.000195402 * x^2 + 0.967507 * x + 0.0573653
Response type: Internal Std (Ref 41), Area * (IS Conc. / IS Area)
Curve type: 2nd Order, Origin: Exclude, Weighting: 1/x, Axis trans: None

	#	Name	Type	Std. Conc	RT	Area	IS Area	Response	Conc.	%Dev	Conc. Flag	CoD	CoD Flag	x=excluded
1	1	180201M2_2	Standard	0.250	4.63	320.028	15180.339	0.264	0.2	-14.8	NO	1.000	NO	bb
2	2	180201M2_3	Standard	0.500	4.62	499.409	13847.419	0.451	0.4	-18.7	NO	1.000	NO	bb
3	3	180201M2_4	Standard	1.000	4.62	1188.344	13183.470	1.127	1.1	10.5	NO	1.000	NO	bb
4	4	180201M2_5	Standard	2.000	4.62	2321.047	13426.970	2.161	2.2	8.7	NO	1.000	NO	bb
5	5	180201M2_6	Standard	5.000	4.61	5169.790	12850.056	5.029	5.1	2.7	NO	1.000	NO	bb
6	6	180201M2_7	Standard	10.000	4.61	10867.396	12564.818	10.811	11.1	10.9	NO	1.000	NO	bb
7	7	180201M2_8	Standard	50.000	4.61	47224.406	11610.387	50.843	51.9	3.9	NO	1.000	NO	bb
8	8	180201M2_9	Standard	100.000	4.61	95549.547	12445.125	95.971	97.2	-2.8	NO	1.000	NO	bb
9	9	180201M2_10	Standard	250.000	4.60	238264.297	11793.541	252.537	248.5	-0.6	NO	1.000	NO	bb
10	10	180201M2_11	Standard	500.000	4.60	444474.906	10408.093	533.809	501.0	0.2	NO	1.000	NO	bb

Compound name: PFHpS
Coefficient of Determination: R^2 = 0.998404
Calibration curve: -0.000351604 * x^2 + 1.0357 * x + -0.223659
Response type: Internal Std (Ref 44), Area * (IS Conc. / IS Area)
Curve type: 2nd Order, Origin: Exclude, Weighting: 1/x, Axis trans: None

	#	Name	Type	Std. Conc	RT	Area	IS Area	Response	Conc.	%Dev	Conc. Flag	CoD	CoD Flag	x=excluded
1	1	180201M2_2	Standard	0.250	4.73	82.629	3137.675	0.329	0.5	113.6	YES	0.998	NO	bbX
2	2	180201M2_3	Standard	0.500	4.73	65.901	3080.948	0.267	0.5	-5.2	NO	0.998	NO	bb
3	3	180201M2_4	Standard	1.000	4.72	278.063	3232.771	1.075	1.3	25.5	NO	0.998	NO	bb
4	4	180201M2_5	Standard	2.000	4.72	517.705	3242.907	1.996	2.1	7.2	NO	0.998	NO	bb
5	5	180201M2_6	Standard	5.000	4.72	917.281	2934.418	3.907	4.0	-20.1	NO	0.998	NO	bb
6	6	180201M2_7	Standard	10.000	4.71	2439.915	3221.173	9.468	9.4	-6.1	NO	0.998	NO	bb
7	7	180201M2_8	Standard	50.000	4.71	11451.972	3061.044	46.765	46.1	-7.8	NO	0.998	NO	bb
8	8	180201M2_9	Standard	100.000	4.71	25620.775	2990.104	107.107	107.6	7.6	NO	0.998	NO	bb
9	9	180201M2_10	Standard	250.000	4.70	57255.648	3049.938	234.659	247.6	-1.0	NO	0.998	NO	bb
10	10	180201M2_11	Standard	500.000	4.70	100399.539	2920.493	429.720	500.0	-0.0	NO	0.998	NO	bb

Dataset: F:\Projects\PFAS.PRO\Results\180201M2\180201M2-CRV.qld

Last Altered: Friday, February 02, 2018 08:56:36 Pacific Standard Time
Printed: Friday, February 02, 2018 09:17:01 Pacific Standard Time

Compound name: PFNA
Coefficient of Determination: R^2 = 0.997025
Calibration curve: -0.00027373 * x^2 + 1.17487 * x + 0.141309
Response type: Internal Std (Ref 42), Area * (IS Conc. / IS Area)
Curve type: 2nd Order, Origin: Exclude, Weighting: 1/x, Axis trans: None

	#	Name	Type	Std. Conc	RT	Area	IS Area	Response	Conc.	%Dev	Conc. Flag	CoD	CoD Flag	x=excluded
1	1	180201M2_2	Standard	0.250	5.05	328.290	10855.060	0.378	0.2	-19.4	NO	0.997	NO	bb
2	2	180201M2_3	Standard	0.500	5.05	565.966	11105.828	0.637	0.4	-15.6	NO	0.997	NO	bb
3	3	180201M2_4	Standard	1.000	5.04	1116.923	10172.259	1.373	1.0	4.8	NO	0.997	NO	bb
4	4	180201M2_5	Standard	2.000	5.04	2379.856	10992.008	2.706	2.2	9.2	NO	0.997	NO	bb
5	5	180201M2_6	Standard	5.000	5.04	6883.418	12525.866	6.869	5.7	14.7	NO	0.997	NO	bb
6	6	180201M2_7	Standard	10.000	5.04	10363.709	11422.679	11.341	9.6	-4.5	NO	0.997	NO	bb
7	7	180201M2_8	Standard	50.000	5.04	50737.699	9457.981	67.057	57.7	15.5	NO	0.997	NO	bb
8	8	180201M2_9	Standard	100.000	5.03	99274.172	10766.577	115.257	100.3	0.3	NO	0.997	NO	bb
9	9	180201M2_10	Standard	250.000	5.03	268166.688	12927.568	259.297	233.3	-6.7	NO	0.997	NO	bb
10	10	180201M2_11	Standard	500.000	5.03	458492.813	10876.807	526.916	508.6	1.7	NO	0.997	NO	bb

Compound name: PFOSA
Correlation coefficient: r = 0.999294, r^2 = 0.998588
Calibration curve: 1.03954 * x + 0.15214
Response type: Internal Std (Ref 43), Area * (IS Conc. / IS Area)
Curve type: Linear, Origin: Exclude, Weighting: 1/x, Axis trans: None

	#	Name	Type	Std. Conc	RT	Area	IS Area	Response	Conc.	%Dev	Conc. Flag	CoD	CoD Flag	x=excluded
1	1	180201M2_2	Standard	0.250	5.11	77.926	2908.301	0.335	0.2	-29.7	NO	0.999	NO	bb
2	2	180201M2_3	Standard	0.500	5.10	167.526	3222.731	0.650	0.5	-4.3	NO	0.999	NO	bb
3	3	180201M2_4	Standard	1.000	5.10	338.944	3008.096	1.408	1.2	20.9	NO	0.999	NO	bb
4	4	180201M2_5	Standard	2.000	5.10	555.831	2726.330	2.548	2.3	15.3	NO	0.999	NO	bb
5	5	180201M2_6	Standard	5.000	5.10	1216.500	2933.252	5.184	4.8	-3.2	NO	0.999	NO	bb
6	6	180201M2_7	Standard	10.000	5.09	2767.181	3030.171	11.415	10.8	8.3	NO	0.999	NO	bb
7	7	180201M2_8	Standard	50.000	5.09	11524.962	3081.776	46.746	44.8	-10.4	NO	0.999	NO	bb
8	8	180201M2_9	Standard	100.000	5.09	24615.586	2954.469	104.146	100.0	0.0	NO	0.999	NO	bb
9	9	180201M2_10	Standard	250.000	5.09	58462.555	2694.043	271.258	260.8	4.3	NO	0.999	NO	bb
10	10	180201M2_11	Standard	500.000	5.08	100147.328	2440.696	512.904	493.3	-1.3	NO	0.999	NO	bb

Dataset: F:\Projects\PFAS.PRO\Results\180201M2\180201M2-CRV.qld

Last Altered: Friday, February 02, 2018 08:56:36 Pacific Standard Time
Printed: Friday, February 02, 2018 09:17:01 Pacific Standard Time

Compound name: L-PFOS
Coefficient of Determination: R^2 = 0.999700
Calibration curve: -0.000302712 * x^2 + 1.09506 * x + 0.00573512
Response type: Internal Std (Ref 44), Area * (IS Conc. / IS Area)
Curve type: 2nd Order, Origin: Exclude, Weighting: 1/x, Axis trans: None

	#	Name	Type	Std. Conc	RT	Area	IS Area	Response	Conc.	%Dev	Conc. Flag	CoD	CoD Flag	x=excluded
1	1	180201M2_2	Standard	0.250	5.13	75.136	3137.675	0.299	0.3	7.3	NO	1.000	NO	MM
2	2	180201M2_3	Standard	0.500	5.13	145.682	3080.948	0.591	0.5	6.9	NO	1.000	NO	MM
3	3	180201M2_4	Standard	1.000	5.12	217.711	3232.771	0.842	0.8	-23.6	NO	1.000	NO	MM
4	4	180201M2_5	Standard	2.000	5.12	566.266	3242.907	2.183	2.0	-0.5	NO	1.000	NO	MM
5	5	180201M2_6	Standard	5.000	5.12	1411.466	2934.418	6.013	5.5	9.9	NO	1.000	NO	MM
6	6	180201M2_7	Standard	10.000	5.11	2751.907	3221.173	10.679	9.8	-2.3	NO	1.000	NO	MM
7	7	180201M2_8	Standard	50.000	5.11	13644.756	3061.044	55.719	51.6	3.2	NO	1.000	NO	MM
8	8	180201M2_9	Standard	100.000	5.11	25578.988	2990.104	106.932	100.4	0.4	NO	1.000	NO	MM
9	9	180201M2_10	Standard	250.000	5.11	61214.918	3049.938	250.886	245.8	-1.7	NO	1.000	NO	MM
10	10	180201M2_11	Standard	500.000	5.10	110646.789	2920.493	473.579	502.2	0.4	NO	1.000	NO	MM

Compound name: PFDA
Coefficient of Determination: R^2 = 0.995894
Calibration curve: 5.47654e-006 * x^2 + 1.19216 * x + 0.18128
Response type: Internal Std (Ref 45), Area * (IS Conc. / IS Area)
Curve type: 2nd Order, Origin: Exclude, Weighting: 1/x, Axis trans: None

	#	Name	Type	Std. Conc	RT	Area	IS Area	Response	Conc.	%Dev	Conc. Flag	CoD	CoD Flag	x=excluded
1	1	180201M2_2	Standard	0.250	5.42	419.944	11641.184	0.451	0.2	-9.5	NO	0.996	NO	bb
2	2	180201M2_3	Standard	0.500	5.42	693.899	12949.461	0.670	0.4	-18.0	NO	0.996	NO	bb
3	3	180201M2_4	Standard	1.000	5.41	1388.925	11726.376	1.481	1.1	9.0	NO	0.996	NO	bb
4	4	180201M2_5	Standard	2.000	5.41	2415.564	13257.169	2.278	1.8	-12.1	NO	0.996	NO	bb
5	5	180201M2_6	Standard	5.000	5.41	6013.211	12165.767	6.178	5.0	0.6	NO	0.996	NO	bb
6	6	180201M2_7	Standard	10.000	5.40	12651.417	10837.155	14.593	12.1	20.9	NO	0.996	NO	bb
7	7	180201M2_8	Standard	50.000	5.40	58887.707	11210.779	65.660	54.9	9.8	NO	0.996	NO	bb
8	8	180201M2_9	Standard	100.000	5.40	104220.281	10225.794	127.399	106.7	6.7	NO	0.996	NO	bb
9	9	180201M2_10	Standard	250.000	5.40	228302.969	10531.019	270.989	226.9	-9.2	NO	0.996	NO	bb
10	10	180201M2_11	Standard	500.000	5.39	510512.125	10475.140	609.195	509.7	1.9	NO	0.996	NO	bb

Vista Analytical Laboratory

Dataset: F:\Projects\PFAS.PRO\Results\180201M2\180201M2-CRV.qld

Last Altered: Friday, February 02, 2018 08:56:36 Pacific Standard Time
Printed: Friday, February 02, 2018 09:17:01 Pacific Standard Time

Compound name: 8:2 FTS
Coefficient of Determination: R^2 = 0.998259
Calibration curve: -0.000385715 * x^2 + 0.324873 * x + -0.0128103
Response type: Internal Std (Ref 41), Area * (IS Conc. / IS Area)
Curve type: 2nd Order, Origin: Include, Weighting: 1/x, Axis trans: None

	#	Name	Type	Std. Conc	RT	Area	IS Area	Response	Conc.	%Dev	Conc. Flag	CoD	CoD Flag	x=excluded
1	1	180201M2_2	Standard	0.250	5.40	64.168	15180.339	0.053	0.2	-19.2	NO	0.998	NO	bb
2	2	180201M2_3	Standard	0.500	5.39	160.888	13847.419	0.145	0.5	-2.6	NO	0.998	NO	bb
3	3	180201M2_4	Standard	1.000	5.39	391.632	13183.470	0.371	1.2	18.4	NO	0.998	NO	bb
4	4	180201M2_5	Standard	2.000	5.38	716.104	13426.970	0.667	2.1	4.8	NO	0.998	NO	bb
5	5	180201M2_6	Standard	5.000	5.38	1474.707	12850.056	1.435	4.5	-10.4	NO	0.998	NO	bb
6	6	180201M2_7	Standard	10.000	5.38	3006.310	12564.818	2.991	9.3	-6.5	NO	0.998	NO	bb
7	7	180201M2_8	Standard	50.000	5.38	13512.659	11610.387	14.548	47.5	-5.0	NO	0.998	NO	bb
8	8	180201M2_9	Standard	100.000	5.37	29929.625	12445.125	30.062	105.9	5.9	NO	0.998	NO	bb
9	9	180201M2_10	Standard	250.000	5.37	53472.387	11793.541	56.676	246.8	-1.3	NO	0.998	NO	bb
10	10	180201M2_11	Standard	500.000	5.37	99525.766	10408.093	119.529			NO	0.998	NO	bbXI

Compound name: PFNS
Coefficient of Determination: R^2 = 0.998790
Calibration curve: -0.000310309 * x^2 + 0.89006 * x + 0.0327266
Response type: Internal Std (Ref 44), Area * (IS Conc. / IS Area)
Curve type: 2nd Order, Origin: Exclude, Weighting: 1/x, Axis trans: None

	#	Name	Type	Std. Conc	RT	Area	IS Area	Response	Conc.	%Dev	Conc. Flag	CoD	CoD Flag	x=excluded
1	1	180201M2_2	Standard	0.250			3137.675				NO	0.999	NO	
2	2	180201M2_3	Standard	0.500	5.47	119.572	3080.948	0.485	0.5	1.7	NO	0.999	NO	MM
3	3	180201M2_4	Standard	1.000	5.47	225.814	3232.771	0.873	0.9	-5.5	NO	0.999	NO	MM
4	4	180201M2_5	Standard	2.000	5.46	459.069	3242.907	1.770	2.0	-2.4	NO	0.999	NO	MM
5	5	180201M2_6	Standard	5.000	5.46	999.624	2934.418	4.258	4.8	-4.9	NO	0.999	NO	MM
6	6	180201M2_7	Standard	10.000	5.46	2506.720	3221.173	9.728	10.9	9.3	NO	0.999	NO	MM
7	7	180201M2_8	Standard	50.000	5.45	10629.116	3061.044	43.405	49.6	-0.8	NO	0.999	NO	MM
8	8	180201M2_9	Standard	100.000	5.45	21781.516	2990.104	91.057	106.2	6.2	NO	0.999	NO	bb
9	9	180201M2_10	Standard	250.000	5.45	47476.277	3049.938	194.579	238.4	-4.6	NO	0.999	NO	MM
10	10	180201M2_11	Standard	500.000	5.45	86626.492	2920.493	370.770	505.7	1.1	NO	0.999	NO	MM

Dataset: F:\Projects\PFAS.PRO\Results\180201M2\180201M2-CRV.qld

Last Altered: Friday, February 02, 2018 08:56:36 Pacific Standard Time
Printed: Friday, February 02, 2018 09:17:01 Pacific Standard Time

Compound name: N-MeFOSAA
Coefficient of Determination: R^2 = 0.998624
Calibration curve: -0.000363125 * x^2 + 1.42776 * x + -0.075006
Response type: Internal Std (Ref 47), Area * (IS Conc. / IS Area)
Curve type: 2nd Order, Origin: Include, Weighting: 1/x, Axis trans: None

	#	Name	Type	Std. Conc	RT	Area	IS Area	Response	Conc.	%Dev	Conc. Flag	CoD	CoD Flag	x=excluded
1	1	180201M2_2	Standard	0.250	5.56	210.447	5277.298	0.498	0.4	60.7	YES	0.999	NO	bbX
2	2	180201M2_3	Standard	0.500	5.56	247.218	5755.686	0.537	0.4	-14.3	NO	0.999	NO	bb
3	3	180201M2_4	Standard	1.000	5.56	526.404	4977.270	1.322	1.0	-2.1	NO	0.999	NO	bb
4	4	180201M2_5	Standard	2.000	5.55	1314.370	5351.252	3.070	2.2	10.2	NO	0.999	NO	bb
5	5	180201M2_6	Standard	5.000	5.55	2918.092	5465.481	6.674	4.7	-5.3	NO	0.999	NO	bb
6	6	180201M2_7	Standard	10.000	5.55	5891.524	5434.169	13.552	9.6	-4.3	NO	0.999	NO	bb
7	7	180201M2_8	Standard	50.000	5.55	29003.156	5006.550	72.413	51.4	2.9	NO	0.999	NO	bb
8	8	180201M2_9	Standard	100.000	5.54	60351.309	5101.554	147.875	106.5	6.5	NO	0.999	NO	bb
9	9	180201M2_10	Standard	250.000	5.54	125367.289	4926.247	318.111	237.2	-5.1	NO	0.999	NO	bb
10	10	180201M2_11	Standard	500.000	5.54	251506.266	4997.280	629.108	505.7	1.1	NO	0.999	NO	bb

Compound name: N-EtFOSAA
Coefficient of Determination: R^2 = 0.999653
Calibration curve: -0.000347341 * x^2 + 1.08324 * x + -0.0568299
Response type: Internal Std (Ref 48), Area * (IS Conc. / IS Area)
Curve type: 2nd Order, Origin: Include, Weighting: 1/x, Axis trans: None

	#	Name	Type	Std. Conc	RT	Area	IS Area	Response	Conc.	%Dev	Conc. Flag	CoD	CoD Flag	x=excluded
1	1	180201M2_2	Standard	0.250	5.72	128.376	6164.870	0.260	0.3	17.1	NO	1.000	NO	bb
2	2	180201M2_3	Standard	0.500	5.71	178.817	6123.357	0.365	0.4	-22.1	NO	1.000	NO	bb
3	3	180201M2_4	Standard	1.000	5.71	483.747	6029.236	1.003	1.0	-2.1	NO	1.000	NO	bb
4	4	180201M2_5	Standard	2.000	5.71	1077.277	6259.932	2.151	2.0	2.0	NO	1.000	NO	bb
5	5	180201M2_6	Standard	5.000	5.70	2057.843	5914.638	4.349	4.1	-18.5	NO	1.000	NO	bb
6	6	180201M2_7	Standard	10.000	5.70	5564.857	6288.980	11.061	10.3	3.0	NO	1.000	NO	bb
7	7	180201M2_8	Standard	50.000	5.70	24438.742	5807.799	52.599	49.4	-1.2	NO	1.000	NO	bb
8	8	180201M2_9	Standard	100.000	5.69	48485.758	5766.029	105.111	100.3	0.3	NO	1.000	NO	bb
9	9	180201M2_10	Standard	250.000	5.69	107230.797	5336.983	251.150	252.3	0.9	NO	1.000	NO	bb
10	10	180201M2_11	Standard	500.000	5.69	191416.422	5273.983	453.681	498.6	-0.3	NO	1.000	NO	bb

Dataset: F:\Projects\PFAS.PRO\Results\180201M2\180201M2-CRV.qld

Last Altered: Friday, February 02, 2018 08:56:36 Pacific Standard Time
Printed: Friday, February 02, 2018 09:17:01 Pacific Standard Time

Compound name: PFUdA
Coefficient of Determination: R^2 = 0.997854
Calibration curve: -0.000256831 * x^2 + 1.1318 * x + 0.0323822
Response type: Internal Std (Ref 49), Area * (IS Conc. / IS Area)
Curve type: 2nd Order, Origin: Exclude, Weighting: 1/x, Axis trans: None

	#	Name	Type	Std. Conc	RT	Area	IS Area	Response	Conc.	%Dev	Conc. Flag	CoD	CoD Flag	x=excluded
1	1	180201M2_2	Standard	0.250	5.73	410.345	15200.801	0.337	0.3	7.8	NO	0.998	NO	bb
2	2	180201M2_3	Standard	0.500	5.73	926.525	15563.569	0.744	0.6	25.8	NO	0.998	NO	bb
3	3	180201M2_4	Standard	1.000	5.73	1203.429	13426.738	1.120	1.0	-3.9	NO	0.998	NO	bb
4	4	180201M2_5	Standard	2.000	5.73	1702.760	13117.037	1.623	1.4	-29.7	NO	0.998	NO	bb
5	5	180201M2_6	Standard	5.000	5.72	5908.609	12485.801	5.915	5.2	4.1	NO	0.998	NO	bb
6	6	180201M2_7	Standard	10.000	5.72	11529.538	12698.962	11.349	10.0	0.2	NO	0.998	NO	bb
7	7	180201M2_8	Standard	50.000	5.72	59433.605	15075.656	49.279	44.0	-12.1	NO	0.998	NO	bb
8	8	180201M2_9	Standard	100.000	5.71	117748.523	12250.399	120.148	108.8	8.8	NO	0.998	NO	bb
9	9	180201M2_10	Standard	250.000	5.71	263070.063	12438.353	264.374	247.5	-1.0	NO	0.998	NO	bb
10	10	180201M2_11	Standard	500.000	5.71	426579.938	10626.814	501.773	500.1	0.0	NO	0.998	NO	bb

Compound name: PFDS
Coefficient of Determination: R^2 = 0.994051
Calibration curve: -1.47e-005 * x^2 + 0.346528 * x + -0.012366
Response type: Internal Std (Ref 50), Area * (IS Conc. / IS Area)
Curve type: 2nd Order, Origin: Exclude, Weighting: 1/x, Axis trans: None

	#	Name	Type	Std. Conc	RT	Area	IS Area	Response	Conc.	%Dev	Conc. Flag	CoD	CoD Flag	x=excluded
1	1	180201M2_2	Standard	0.250	5.77	65.641	11960.537	0.069	0.2	-6.5	NO	0.994	NO	bb
2	2	180201M2_3	Standard	0.500	5.78	149.453	13796.158	0.135	0.4	-14.7	NO	0.994	NO	bb
3	3	180201M2_4	Standard	1.000	5.77	307.968	10290.432	0.374	1.1	11.5	NO	0.994	NO	bb
4	4	180201M2_5	Standard	2.000	5.77	589.220	10609.885	0.694	2.0	2.0	NO	0.994	NO	bb
5	5	180201M2_6	Standard	5.000	5.76	1526.004	12375.247	1.541	4.5	-10.3	NO	0.994	NO	bb
6	6	180201M2_7	Standard	10.000	5.76	3019.841	9151.438	4.125	11.9	19.4	NO	0.994	NO	bb
7	7	180201M2_8	Standard	50.000	5.76	13522.194	8795.715	19.217	55.6	11.2	NO	0.994	NO	bb
8	8	180201M2_9	Standard	100.000	5.76	25528.313	11266.216	28.324	82.1	-17.9	NO	0.994	NO	bb
9	9	180201M2_10	Standard	250.000	5.75	62397.008	8564.437	91.070	265.8	6.3	NO	0.994	NO	bb
10	10	180201M2_11	Standard	500.000	5.75	117945.922	8779.890	167.921	495.0	-1.0	NO	0.994	NO	bb

Dataset: F:\Projects\PFAS.PRO\Results\180201M2\180201M2-CRV.qld

Last Altered: Friday, February 02, 2018 08:56:36 Pacific Standard Time
Printed: Friday, February 02, 2018 09:17:01 Pacific Standard Time

Compound name: PFDoA
Coefficient of Determination: R^2 = 0.997264
Calibration curve: -0.000708969 * x^2 + 1.83544 * x + -0.0621147
Response type: Internal Std (Ref 50), Area * (IS Conc. / IS Area)
Curve type: 2nd Order, Origin: Exclude, Weighting: 1/x, Axis trans: None

	#	Name	Type	Std. Conc	RT	Area	IS Area	Response	Conc.	%Dev	Conc. Flag	CoD	CoD Flag	x=excluded
1	1	180201M2_2	Standard	0.250	6.01	510.072	11960.537	0.533	0.3	29.7	NO	0.997	NO	bb
2	2	180201M2_3	Standard	0.500	6.00	767.873	13796.158	0.696	0.4	-17.4	NO	0.997	NO	bb
3	3	180201M2_4	Standard	1.000	6.00	1616.492	10290.432	1.964	1.1	10.4	NO	0.997	NO	bb
4	4	180201M2_5	Standard	2.000	6.00	2965.437	10609.885	3.494	1.9	-3.1	NO	0.997	NO	bb
5	5	180201M2_6	Standard	5.000	6.00	6808.854	12375.247	6.877	3.8	-24.3	NO	0.997	NO	bb
6	6	180201M2_7	Standard	10.000	5.99	13695.843	9151.438	18.707	10.3	2.7	NO	0.997	NO	bb
7	7	180201M2_8	Standard	50.000	5.99	68399.461	8795.715	97.206	54.1	8.3	NO	0.997	NO	bb
8	8	180201M2_9	Standard	100.000	5.98	143908.953	11266.216	159.669	90.2	-9.8	NO	0.997	NO	bb
9	9	180201M2_10	Standard	250.000	5.98	295640.250	8564.437	431.494	261.5	4.6	NO	0.997	NO	bb
10	10	180201M2_11	Standard	500.000	5.98	515936.281	8779.890	734.543	494.8	-1.0	NO	0.997	NO	bb

Compound name: N-MeFOSA
Correlation coefficient: r = 0.998754, r^2 = 0.997509
Calibration curve: 0.965539 * x + 0.338146
Response type: Internal Std (Ref 51), Area * (IS Conc. / IS Area)
Curve type: Linear, Origin: Include, Weighting: 1/x, Axis trans: None

	#	Name	Type	Std. Conc	RT	Area	IS Area	Response	Conc.	%Dev	Conc. Flag	CoD	CoD Flag	x=excluded
1	1	180201M2_2	Standard	1.250	5.93	144.167	15934.890	1.357	1.1	-15.6	NO	0.998	NO	bb
2	2	180201M2_3	Standard	2.500	5.94	289.506	16124.691	2.693	2.4	-2.4	NO	0.998	NO	bb
3	3	180201M2_4	Standard	5.000	5.94	550.742	16184.368	5.104	4.9	-1.3	NO	0.998	NO	bb
4	4	180201M2_5	Standard	10.000	5.94	1185.626	15804.994	11.252	11.3	13.0	NO	0.998	NO	bb
5	5	180201M2_6	Standard	25.000	5.93	2727.323	16229.670	25.207	25.8	3.0	NO	0.998	NO	bb
6	6	180201M2_7	Standard	50.000	5.93	5726.789	15531.838	55.307	56.9	13.9	NO	0.998	NO	bb
7	7	180201M2_8	Standard	250.000	5.93	26739.990	14765.406	271.648	281.0	12.4	NO	0.998	NO	bb
8	8	180201M2_9	Standard	500.000	5.93	51787.793	14944.372	519.806	538.0	7.6	NO	0.998	NO	bb
9	9	180201M2_10	Standard	1250.000	5.93	121315.047	14927.584	1219.036	1262.2	1.0	NO	0.998	NO	bb
10	10	180201M2_11	Standard	2500.000	5.93	220969.891	14241.318	2327.417	2410.1	-3.6	NO	0.998	NO	bb

Dataset: F:\Projects\PFAS.PRO\Results\180201M2\180201M2-CRV.qld

Last Altered: Friday, February 02, 2018 08:56:36 Pacific Standard Time
Printed: Friday, February 02, 2018 09:17:01 Pacific Standard Time

Compound name: PFTrDA
Coefficient of Determination: R^2 = 0.998862
Calibration curve: -0.00612122 * x^2 + 4.14698 * x + 0.107854
Response type: Internal Std (Ref 52), Area * (IS Conc. / IS Area)
Curve type: 2nd Order, Origin: Exclude, Weighting: 1/x, Axis trans: None

	#	Name	Type	Std. Conc	RT	Area	IS Area	Response	Conc.	%Dev	Conc. Flag	CoD	CoD Flag	x=excluded
1	1	180201M2_2	Standard	0.250	6.24	490.574	5245.019	1.169	0.3	2.4	NO	0.999	NO	bb
2	2	180201M2_3	Standard	0.500	6.23	1025.122	5728.347	2.237	0.5	2.8	NO	0.999	NO	bb
3	3	180201M2_4	Standard	1.000	6.23	1770.611	5075.495	4.361	1.0	2.7	NO	0.999	NO	bb
4	4	180201M2_5	Standard	2.000	6.23	3334.091	5616.486	7.420	1.8	-11.6	NO	0.999	NO	bb
5	5	180201M2_6	Standard	5.000	6.22	8856.109	5545.823	19.961	4.8	-3.6	NO	0.999	NO	bb
6	6	180201M2_7	Standard	10.000	6.22	17730.619	5109.631	43.375	10.6	6.0	NO	0.999	NO	bb
7	7	180201M2_8	Standard	50.000	6.22	86487.398	5383.240	200.826	52.5	4.9	NO	0.999	NO	bb
8	8	180201M2_9	Standard	100.000	6.22	154284.313	5661.808	340.625	95.6	-4.4	NO	0.999	NO	bb
9	9	180201M2_10	Standard	250.000	6.21	318701.313	6057.532	657.655	253.2	1.3	NO	0.999	NO	bb
10	10	180201M2_11	Standard	500.000	6.21	686576.000	6843.993	1253.976			NO	0.999	NO	dbXI

Compound name: PFTeDA
Coefficient of Determination: R^2 = 0.996729
Calibration curve: -0.00151355 * x^2 + 2.14066 * x + 0.339985
Response type: Internal Std (Ref 52), Area * (IS Conc. / IS Area)
Curve type: 2nd Order, Origin: Exclude, Weighting: 1/x, Axis trans: None

	#	Name	Type	Std. Conc	RT	Area	IS Area	Response	Conc.	%Dev	Conc. Flag	CoD	CoD Flag	x=excluded
1	1	180201M2_2	Standard	0.250	6.42	324.566	5245.019	0.774	0.2	-19.0	NO	0.997	NO	bb
2	2	180201M2_3	Standard	0.500	6.42	610.869	5728.347	1.333	0.5	-7.2	NO	0.997	NO	bb
3	3	180201M2_4	Standard	1.000	6.42	941.610	5075.495	2.319	0.9	-7.5	NO	0.997	NO	bb
4	4	180201M2_5	Standard	2.000	6.41	2246.256	5616.486	4.999	2.2	9.0	NO	0.997	NO	bb
5	5	180201M2_6	Standard	5.000	6.41	5041.827	5545.823	11.364	5.2	3.4	NO	0.997	NO	bb
6	6	180201M2_7	Standard	10.000	6.41	10107.482	5109.631	24.727	11.5	14.9	NO	0.997	NO	bb
7	7	180201M2_8	Standard	50.000	6.41	48881.230	5383.240	113.503	55.0	10.0	NO	0.997	NO	bb
8	8	180201M2_9	Standard	100.000	6.41	92287.109	5661.808	203.749	102.4	2.4	NO	0.997	NO	bb
9	9	180201M2_10	Standard	250.000	6.40	198182.656	6057.532	408.959	227.5	-9.0	NO	0.997	NO	bb
10	10	180201M2_11	Standard	500.000	6.40	386713.125	6843.993	706.300	523.7	4.7	NO	0.997	NO	bb

Dataset: F:\Projects\PFAS.PRO\Results\180201M2\180201M2-CRV.qld

Last Altered: Friday, February 02, 2018 08:56:36 Pacific Standard Time
Printed: Friday, February 02, 2018 09:17:01 Pacific Standard Time

Compound name: N-EtFOSA
Coefficient of Determination: R^2 = 0.999817
Calibration curve: -3.34121e-006 * x^2 + 0.865695 * x + 0.289617
Response type: Internal Std (Ref 53), Area * (IS Conc. / IS Area)
Curve type: 2nd Order, Origin: Exclude, Weighting: 1/x, Axis trans: None

	#	Name	Type	Std. Conc	RT	Area	IS Area	Response	Conc.	%Dev	Conc. Flag	CoD	CoD Flag	x=excluded
1	1	180201M2_2	Standard	1.250	6.26	200.513	23440.152	1.283	1.1	-8.2	NO	1.000	NO	bb
2	2	180201M2_3	Standard	2.500	6.26	361.267	23665.994	2.290	2.3	-7.6	NO	1.000	NO	bb
3	3	180201M2_4	Standard	5.000	6.26	686.620	22391.053	4.600	5.0	-0.4	NO	1.000	NO	bb
4	4	180201M2_5	Standard	10.000	6.26	1343.923	22542.172	8.943	10.0	-0.0	NO	1.000	NO	bb
5	5	180201M2_6	Standard	25.000	6.26	3599.853	22500.492	23.998	27.4	9.6	NO	1.000	NO	bb
6	6	180201M2_7	Standard	50.000	6.25	7118.709	22910.971	46.607	53.5	7.0	NO	1.000	NO	bb
7	7	180201M2_8	Standard	250.000	6.26	32412.738	22048.441	220.510	254.6	1.9	NO	1.000	NO	bb
8	8	180201M2_9	Standard	500.000	6.25	63266.188	22431.035	423.071	489.3	-2.1	NO	1.000	NO	bb
9	9	180201M2_10	Standard	1250.000	6.25	145732.797	20330.299	1075.238	1247.7	-0.2	NO	1.000	NO	bb
10	10	180201M2_11	Standard	2500.000	6.25	265946.969	18589.168	2145.983	2502.8	0.1	NO	1.000	NO	bb

Compound name: PFHxDA
Coefficient of Determination: R^2 = 0.999282
Calibration curve: -0.000546352 * x^2 + 0.663826 * x + 0.129998
Response type: Internal Std (Ref 54), Area * (IS Conc. / IS Area)
Curve type: 2nd Order, Origin: Exclude, Weighting: 1/x, Axis trans: None

	#	Name	Type	Std. Conc	RT	Area	IS Area	Response	Conc.	%Dev	Conc. Flag	CoD	CoD Flag	x=excluded
1	1	180201M2_2	Standard	0.250	6.70	158.732	2927.053	0.271	0.2	-14.9	NO	0.999	NO	bb
2	2	180201M2_3	Standard	0.500	6.70	269.357	3177.656	0.424	0.4	-11.4	NO	0.999	NO	bb
3	3	180201M2_4	Standard	1.000	6.70	452.490	2907.611	0.778	1.0	-2.3	NO	0.999	NO	bb
4	4	180201M2_5	Standard	2.000	6.70	979.145	3008.532	1.627	2.3	13.0	NO	0.999	NO	bb
5	5	180201M2_6	Standard	5.000	6.70	2233.745	2993.088	3.732	5.4	9.0	NO	0.999	NO	bb
6	6	180201M2_7	Standard	10.000	6.69	4068.251	2766.564	7.353	11.0	9.8	NO	0.999	NO	bb
7	7	180201M2_8	Standard	50.000	6.69	19997.895	3188.611	31.358	49.0	-2.0	NO	0.999	NO	bb
8	8	180201M2_9	Standard	100.000	6.69	40855.063	3394.128	60.185	98.4	-1.6	NO	0.999	NO	bb
9	9	180201M2_10	Standard	250.000	6.69	92265.750	3485.095	132.372	251.1	0.4	NO	0.999	NO	bb
10	10	180201M2_11	Standard	500.000	6.68	168234.203	3984.295	211.122			NO	0.999	NO	bbXI

Dataset: F:\Projects\PFAS.PRO\Results\180201M2\180201M2-CRV.qld

Last Altered: Friday, February 02, 2018 08:56:36 Pacific Standard Time
Printed: Friday, February 02, 2018 09:17:01 Pacific Standard Time

Compound name: PFODA
Coefficient of Determination: R^2 = 0.999107
Calibration curve: -0.000503172 * x^2 + 0.717508 * x + 0.0259502
Response type: Internal Std (Ref 54), Area * (IS Conc. / IS Area)
Curve type: 2nd Order, Origin: Include, Weighting: 1/x, Axis trans: None

	#	Name	Type	Std. Conc	RT	Area	IS Area	Response	Conc.	%Dev	Conc. Flag	CoD	CoD Flag	x=excluded
1	1	180201M2_2	Standard	0.250	6.91	106.890	2927.053	0.183	0.2	-12.7	NO	0.999	NO	bb
2	2	180201M2_3	Standard	0.500	6.92	246.164	3177.656	0.387	0.5	0.8	NO	0.999	NO	bb
3	3	180201M2_4	Standard	1.000	6.91	458.066	2907.611	0.788	1.1	6.2	NO	0.999	NO	bb
4	4	180201M2_5	Standard	2.000	6.91	886.530	3008.532	1.473	2.0	1.0	NO	0.999	NO	bb
5	5	180201M2_6	Standard	5.000	6.91	2386.181	2993.088	3.986	5.5	10.8	NO	0.999	NO	bb
6	6	180201M2_7	Standard	10.000	6.90	4365.359	2766.564	7.889	11.0	10.5	NO	0.999	NO	bb
7	7	180201M2_8	Standard	50.000	6.90	22263.652	3188.611	34.911	50.4	0.8	NO	0.999	NO	bb
8	8	180201M2_9	Standard	100.000	6.90	43792.262	3394.128	64.512	96.4	-3.6	NO	0.999	NO	bb
9	9	180201M2_10	Standard	250.000	6.90	103686.352	3485.095	148.757	251.7	0.7	NO	0.999	NO	bb
10	10	180201M2_11	Standard	500.000	6.90	190408.547	3984.295	238.949	529.9	6.0	NO	0.999	NO	bbX

Compound name: N-MeFOSE
Coefficient of Determination: R^2 = 0.997739
Calibration curve: -0.000734466 * x^2 + 1.13064 * x + 0.263653
Response type: Internal Std (Ref 55), Area * (IS Conc. / IS Area)
Curve type: 2nd Order, Origin: Exclude, Weighting: 1/x, Axis trans: None

	#	Name	Type	Std. Conc	RT	Area	IS Area	Response	Conc.	%Dev	Conc. Flag	CoD	CoD Flag	x=excluded
1	1	180201M2_2	Standard	1.250	6.33	184.547	16441.795	1.684	1.3	0.6	NO	0.998	NO	bbX
2	2	180201M2_3	Standard	2.500	6.33	329.264	15620.593	3.162	2.6	2.7	NO	0.998	NO	bb
3	3	180201M2_4	Standard	5.000	6.33	626.798	17932.805	5.243	4.4	-11.7	NO	0.998	NO	bb
4	4	180201M2_5	Standard	10.000	6.32	1328.342	16106.033	12.371	10.8	7.8	NO	0.998	NO	bb
5	5	180201M2_6	Standard	25.000	6.33	2837.834	16361.470	26.017	23.1	-7.5	NO	0.998	NO	bb
6	6	180201M2_7	Standard	50.000	6.33	7609.881	18751.580	60.874	55.6	11.2	NO	0.998	NO	bb
7	7	180201M2_8	Standard	250.000	6.33	29034.457	18959.506	229.709	240.5	-3.8	NO	0.998	NO	bb
8	8	180201M2_9	Standard	500.000	6.33	51295.734	19978.916	385.124	508.1	1.6	NO	0.998	NO	bb
9	9	180201M2_10	Standard	1250.000	6.33	131914.625	16907.701	1170.307			NO	0.998	NO	bbXI
10	10	180201M2_11	Standard	2500.000	6.33	267828.375	17665.924	2274.110			NO	0.998	NO	bbXI

Dataset: F:\Projects\PFAS.PRO\Results\180201M2\180201M2-CRV.qld

Last Altered: Friday, February 02, 2018 08:56:36 Pacific Standard Time
Printed: Friday, February 02, 2018 09:17:01 Pacific Standard Time

Compound name: N-EtFOSE
Correlation coefficient: r = 0.999435, r^2 = 0.998871
Calibration curve: 1.19168 * x + -0.396104
Response type: Internal Std (Ref 56), Area * (IS Conc. / IS Area)
Curve type: Linear, Origin: Exclude, Weighting: 1/x, Axis trans: None

	#	Name	Type	Std. Conc	RT	Area	IS Area	Response	Conc.	%Dev	Conc. Flag	CoD	CoD Flag	x=excluded
1	1	180201M2_2	Standard	1.250	6.47	143.915	18513.486	1.166	1.3	4.9	NO	0.999	NO	bb
2	2	180201M2_3	Standard	2.500	6.47	273.451	20288.641	2.022	2.0	-18.8	NO	0.999	NO	bb
3	3	180201M2_4	Standard	5.000	6.47	606.951	17693.893	5.145	4.7	-7.0	NO	0.999	NO	bb
4	4	180201M2_5	Standard	10.000	6.47	1349.301	16696.051	12.122	10.5	5.0	NO	0.999	NO	bb
5	5	180201M2_6	Standard	25.000	6.47	3228.591	16082.565	30.113	25.6	2.4	NO	0.999	NO	bb
6	6	180201M2_7	Standard	50.000	6.47	7208.168	16678.395	64.828	54.7	9.5	NO	0.999	NO	bb
7	7	180201M2_8	Standard	250.000	6.48	31446.287	14775.413	319.243	268.2	7.3	NO	0.999	NO	bd
8	8	180201M2_9	Standard	500.000	6.47	76468.148	19715.496	581.787	488.5	-2.3	NO	0.999	NO	bb
9	9	180201M2_10	Standard	1250.000	6.47	161448.719	16417.523	1475.089	1238.2	-0.9	NO	0.999	NO	bd
10	10	180201M2_11	Standard	2500.000	6.47	285436.438	18310.961	2338.242	1962.5	-21.5	NO	0.999	NO	bbX

Compound name: 13C3-PFBA
Response Factor: 0.87955
RRF SD: 0.0206589, Relative SD: 2.34881
Response type: Internal Std (Ref 57), Area * (IS Conc. / IS Area)
Curve type: RF

	#	Name	Type	Std. Conc	RT	Area	IS Area	Response	Conc.	%Dev	Conc. Flag	CoD	CoD Flag	x=excluded
1	1	180201M2_2	Standard	12.500	1.74	9389.637	10615.242	11.057	12.6	0.6	NO		NO	bb
2	2	180201M2_3	Standard	12.500	1.74	9983.384	11525.407	10.828	12.3	-1.5	NO		NO	bb
3	3	180201M2_4	Standard	12.500	1.73	9986.440	11192.208	11.153	12.7	1.4	NO		NO	bb
4	4	180201M2_5	Standard	12.500	1.73	9690.016	11288.905	10.730	12.2	-2.4	NO		NO	bb
5	5	180201M2_6	Standard	12.500	1.73	9520.578	10775.118	11.045	12.6	0.5	NO		NO	bb
6	6	180201M2_7	Standard	12.500	1.73	9923.568	11219.852	11.056	12.6	0.6	NO		NO	bb
7	7	180201M2_8	Standard	12.500	1.72	9588.937	10630.448	11.275	12.8	2.6	NO		NO	bb
8	8	180201M2_9	Standard	12.500	1.72	9692.715	10644.079	11.383	12.9	3.5	NO		NO	bb
9	9	180201M2_10	Standard	12.500	1.72	9046.232	10752.428	10.516	12.0	-4.3	NO		NO	bb
10	10	180201M2_11	Standard	12.500	1.72	9078.827	10410.137	10.901	12.4	-0.8	NO		NO	bb

Dataset: F:\Projects\PFAS.PRO\Results\180201M2\180201M2-CRV.qld

Last Altered: Friday, February 02, 2018 08:56:36 Pacific Standard Time
Printed: Friday, February 02, 2018 09:17:01 Pacific Standard Time

Compound name: 13C3-PFPeA
Response Factor: 0.894466
RRF SD: 0.0504434, Relative SD: 5.63949
Response type: Internal Std (Ref 58), Area * (IS Conc. / IS Area)
Curve type: RF

	#	Name	Type	Std. Conc	RT	Area	IS Area	Response	Conc.	%Dev	Conc. Flag	CoD	CoD Flag	x=excluded
1	1	180201M2_2	Standard	12.500	2.72	10291.811	13053.771	9.855	11.0	-11.9	NO		NO	bb
2	2	180201M2_3	Standard	12.500	2.72	11538.120	12714.314	11.344	12.7	1.5	NO		NO	bb
3	3	180201M2_4	Standard	12.500	2.71	10814.430	11731.575	11.523	12.9	3.1	NO		NO	bb
4	4	180201M2_5	Standard	12.500	2.71	11918.526	12374.524	12.039	13.5	7.7	NO		NO	bb
5	5	180201M2_6	Standard	12.500	2.71	11699.451	12778.301	11.445	12.8	2.4	NO		NO	bb
6	6	180201M2_7	Standard	12.500	2.70	10244.049	11963.210	10.704	12.0	-4.3	NO		NO	bb
7	7	180201M2_8	Standard	12.500	2.70	10452.232	12150.538	10.753	12.0	-3.8	NO		NO	bb
8	8	180201M2_9	Standard	12.500	2.70	10454.805	11938.145	10.947	12.2	-2.1	NO		NO	bb
9	9	180201M2_10	Standard	12.500	2.70	10730.524	11730.422	11.435	12.8	2.3	NO		NO	bb
10	10	180201M2_11	Standard	12.500	2.69	9927.790	10548.270	11.765	13.2	5.2	NO		NO	bb

Compound name: 13C3-PFBS
Response Factor: 0.12012
RRF SD: 0.00746188, Relative SD: 6.21203
Response type: Internal Std (Ref 58), Area * (IS Conc. / IS Area)
Curve type: RF

	#	Name	Type	Std. Conc	RT	Area	IS Area	Response	Conc.	%Dev	Conc. Flag	CoD	CoD Flag	x=excluded
1	1	180201M2_2	Standard	12.500	2.99	1433.712	13053.771	1.373	11.4	-8.6	NO		NO	bb
2	2	180201M2_3	Standard	12.500	2.98	1551.910	12714.314	1.526	12.7	1.6	NO		NO	bb
3	3	180201M2_4	Standard	12.500	2.98	1514.292	11731.575	1.613	13.4	7.5	NO		NO	bb
4	4	180201M2_5	Standard	12.500	2.98	1492.356	12374.524	1.507	12.5	0.4	NO		NO	bb
5	5	180201M2_6	Standard	12.500	2.97	1480.229	12778.301	1.448	12.1	-3.6	NO		NO	bb
6	6	180201M2_7	Standard	12.500	2.97	1572.907	11963.210	1.643	13.7	9.5	NO		NO	bb
7	7	180201M2_8	Standard	12.500	2.97	1491.415	12150.538	1.534	12.8	2.2	NO		NO	bb
8	8	180201M2_9	Standard	12.500	2.97	1464.832	11938.145	1.534	12.8	2.1	NO		NO	bb
9	9	180201M2_10	Standard	12.500	2.97	1395.219	11730.422	1.487	12.4	-1.0	NO		NO	bb
10	10	180201M2_11	Standard	12.500	2.96	1138.420	10548.270	1.349	11.2	-10.2	NO		NO	bb

Dataset: F:\Projects\PFAS.PRO\Results\180201M2\180201M2-CRV.qld

Last Altered: Friday, February 02, 2018 08:56:36 Pacific Standard Time
Printed: Friday, February 02, 2018 09:17:01 Pacific Standard Time

Compound name: 13C2-PFHxA
Response Factor: 0.70037
RRF SD: 0.0318753, Relative SD: 4.5512
Response type: Internal Std (Ref 58), Area * (IS Conc. / IS Area)
Curve type: RF

	#	Name	Type	Std. Conc	RT	Area	IS Area	Response	Conc.	%Dev	Conc. Flag	CoD	CoD Flag	x=excluded
1	1	180201M2_2	Standard	5.000	3.50	3752.902	13053.771	3.594	5.1	2.6	NO		NO	bb
2	2	180201M2_3	Standard	5.000	3.49	3439.315	12714.314	3.381	4.8	-3.4	NO		NO	bb
3	3	180201M2_4	Standard	5.000	3.49	3523.702	11731.575	3.755	5.4	7.2	NO		NO	bb
4	4	180201M2_5	Standard	5.000	3.48	3231.672	12374.524	3.264	4.7	-6.8	NO		NO	bb
5	5	180201M2_6	Standard	5.000	3.48	3472.787	12778.301	3.397	4.9	-3.0	NO		NO	bb
6	6	180201M2_7	Standard	5.000	3.48	3293.221	11963.210	3.441	4.9	-1.7	NO		NO	bb
7	7	180201M2_8	Standard	5.000	3.48	3350.827	12150.538	3.447	4.9	-1.6	NO		NO	bb
8	8	180201M2_9	Standard	5.000	3.47	3472.382	11938.145	3.636	5.2	3.8	NO		NO	bb
9	9	180201M2_10	Standard	5.000	3.47	3192.434	11730.422	3.402	4.9	-2.9	NO		NO	bb
10	10	180201M2_11	Standard	5.000	3.47	3123.552	10548.270	3.701	5.3	5.7	NO		NO	bb

Compound name: 13C4-PFHpA
Response Factor: 0.692662
RRF SD: 0.0428966, Relative SD: 6.19301
Response type: Internal Std (Ref 58), Area * (IS Conc. / IS Area)
Curve type: RF

	#	Name	Type	Std. Conc	RT	Area	IS Area	Response	Conc.	%Dev	Conc. Flag	CoD	CoD Flag	x=excluded
1	1	180201M2_2	Standard	12.500	4.12	8537.186	13053.771	8.175	11.8	-5.6	NO		NO	bb
2	2	180201M2_3	Standard	12.500	4.12	8665.500	12714.314	8.519	12.3	-1.6	NO		NO	bb
3	3	180201M2_4	Standard	12.500	4.11	8295.039	11731.575	8.838	12.8	2.1	NO		NO	bb
4	4	180201M2_5	Standard	12.500	4.11	8948.312	12374.524	9.039	13.0	4.4	NO		NO	bb
5	5	180201M2_6	Standard	12.500	4.10	9472.876	12778.301	9.267	13.4	7.0	NO		NO	bb
6	6	180201M2_7	Standard	12.500	4.10	9280.252	11963.210	9.697	14.0	12.0	NO		NO	bb
7	7	180201M2_8	Standard	12.500	4.10	8132.475	12150.538	8.366	12.1	-3.4	NO		NO	bb
8	8	180201M2_9	Standard	12.500	4.10	8029.674	11938.145	8.408	12.1	-2.9	NO		NO	bb
9	9	180201M2_10	Standard	12.500	4.10	7548.560	11730.422	8.044	11.6	-7.1	NO		NO	bb
10	10	180201M2_11	Standard	12.500	4.09	6944.875	10548.270	8.230	11.9	-4.9	NO		NO	bb

Dataset: F:\Projects\PFAS.PRO\Results\180201M2\180201M2-CRV.qld

Last Altered: Friday, February 02, 2018 08:56:36 Pacific Standard Time
Printed: Friday, February 02, 2018 09:17:01 Pacific Standard Time

Compound name: 18O2-PFHxS
Response Factor: 0.342508
RRF SD: 0.0221743, Relative SD: 6.47408
Response type: Internal Std (Ref 59), Area * (IS Conc. / IS Area)
Curve type: RF

	#	Name	Type	Std. Conc	RT	Area	IS Area	Response	Conc.	%Dev	Conc. Flag	CoD	CoD Flag	x=excluded
1	1	180201M2_2	Standard	12.500	4.26	1056.209	3386.498	3.899	11.4	-8.9	NO		NO	bb
2	2	180201M2_3	Standard	12.500	4.25	1160.678	3195.101	4.541	13.3	6.1	NO		NO	bb
3	3	180201M2_4	Standard	12.500	4.25	1082.664	3217.412	4.206	12.3	-1.8	NO		NO	bb
4	4	180201M2_5	Standard	12.500	4.24	1135.339	3277.805	4.330	12.6	1.1	NO		NO	bb
5	5	180201M2_6	Standard	12.500	4.24	1105.755	3110.121	4.444	13.0	3.8	NO		NO	bb
6	6	180201M2_7	Standard	12.500	4.24	1096.692	3382.044	4.053	11.8	-5.3	NO		NO	bb
7	7	180201M2_8	Standard	12.500	4.24	1126.976	3369.364	4.181	12.2	-2.3	NO		NO	bb
8	8	180201M2_9	Standard	12.500	4.23	1094.272	3156.459	4.333	12.7	1.2	NO		NO	bb
9	9	180201M2_10	Standard	12.500	4.23	1016.523	3177.749	3.999	11.7	-6.6	NO		NO	bb
10	10	180201M2_11	Standard	12.500	4.23	1044.222	2703.770	4.828	14.1	12.8	NO		NO	bb

Compound name: 13C2-6:2 FTS
not used.
Response Factor: 0.262225
RRF SD: 0.043559, Relative SD: 16.6113
Response type: Internal Std (Ref 60), Area * (IS Conc. / IS Area)
Curve type: RF

	#	Name	Type	Std. Conc	RT	Area	IS Area	Response	Conc.	%Dev	Conc. Flag	CoD	CoD Flag	x=excluded
1	1	180201M2_2	Standard	12.500	4.58	2784.271	12442.034	2.797	10.7	-14.7	NO		NO	bb
2	2	180201M2_3	Standard	12.500	4.57	2767.150	13927.616	2.484	9.5	-24.2	NO		NO	bb
3	3	180201M2_4	Standard	12.500	4.57	2745.963	11536.977	2.975	11.3	-9.2	NO		NO	bb
4	4	180201M2_5	Standard	12.500	4.57	3297.972	12181.027	3.407	13.0	3.9	NO		NO	bb
5	5	180201M2_6	Standard	12.500	4.56	3054.882	12723.628	3.001	11.4	-8.4	NO		NO	bb
6	6	180201M2_7	Standard	12.500	4.56	3528.889	11188.508	3.943	15.0	20.3	NO		NO	bb
7	7	180201M2_8	Standard	12.500	4.56	3374.424	11408.001	3.697	14.1	12.8	NO		NO	bb
8	8	180201M2_9	Standard	12.500	4.55	3935.611	12553.944	3.919	14.9	19.6	NO		NO	bb
9	9	180201M2_10	Standard	12.500	4.55	5095.900	10956.082	5.814	22.2	77.4	NO		NO	bbX
10	10	180201M2_11	Standard	12.500	4.55	6681.250	10933.043	7.639	29.1	133.0	NO		NO	bbX

Dataset: F:\Projects\PFAS.PRO\Results\180201M2\180201M2-CRV.qld

Last Altered: Friday, February 02, 2018 08:56:36 Pacific Standard Time
Printed: Friday, February 02, 2018 09:17:01 Pacific Standard Time

Compound name: 13C2-PFOA
Response Factor: 1.06371
RRF SD: 0.0843462, Relative SD: 7.92947
Response type: Internal Std (Ref 60), Area * (IS Conc. / IS Area)
Curve type: RF

	#	Name	Type	Std. Conc	RT	Area	IS Area	Response	Conc.	%Dev	Conc. Flag	CoD	CoD Flag	x=excluded
1	1	180201M2_2	Standard	12.500	4.63	15180.339	12442.034	15.251	14.3	14.7	NO		NO	bb
2	2	180201M2_3	Standard	12.500	4.62	13847.419	13927.616	12.428	11.7	-6.5	NO		NO	bb
3	3	180201M2_4	Standard	12.500	4.62	13183.470	11536.977	14.284	13.4	7.4	NO		NO	bb
4	4	180201M2_5	Standard	12.500	4.62	13426.970	12101.027	13.870	13.0	4.3	NO		NO	bb
5	5	180201M2_6	Standard	12.500	4.61	12850.056	12723.628	12.624	11.9	-5.1	NO		NO	bb
6	6	180201M2_7	Standard	12.500	4.61	12564.818	11188.508	14.038	13.2	5.6	NO		NO	bb
7	7	180201M2_8	Standard	12.500	4.61	11610.387	11408.001	12.722	12.0	-4.3	NO		NO	bb
8	8	180201M2_9	Standard	12.500	4.61	12445.125	12553.944	12.392	11.6	-6.8	NO		NO	bb
9	9	180201M2_10	Standard	12.500	4.60	11793.541	10956.082	13.455	12.6	1.2	NO		NO	bb
10	10	180201M2_11	Standard	12.500	4.60	10408.093	10933.043	11.900	11.2	-10.5	NO		NO	bb

Compound name: 13C5-PFNA
Response Factor: 0.948668
RRF SD: 0.130033, Relative SD: 13.7069
Response type: Internal Std (Ref 61), Area * (IS Conc. / IS Area)
Curve type: RF

	#	Name	Type	Std. Conc	RT	Area	IS Area	Response	Conc.	%Dev	Conc. Flag	CoD	CoD Flag	x=excluded
1	1	180201M2_2	Standard	12.500	5.05	10855.060	9544.361	14.217	15.0	19.9	NO		NO	bb
2	2	180201M2_3	Standard	12.500	5.05	11105.828	13668.581	10.156	10.7	-14.4	NO		NO	bb
3	3	180201M2_4	Standard	12.500	5.04	10172.259	12050.521	10.552	11.1	-11.0	NO		NO	bb
4	4	180201M2_5	Standard	12.500	5.04	10992.008	12800.386	10.734	11.3	-9.5	NO		NO	bb
5	5	180201M2_6	Standard	12.500	5.04	12525.866	11484.225	13.634	14.4	15.0	NO		NO	bb
6	6	180201M2_7	Standard	12.500	5.04	11422.679	13735.241	10.395	11.0	-12.3	NO		NO	bb
7	7	180201M2_8	Standard	12.500	5.04	9457.981	11131.926	10.620	11.2	-10.4	NO		NO	bb
8	8	180201M2_9	Standard	12.500	5.03	10766.577	11595.314	11.607	12.2	-2.1	NO		NO	bb
9	9	180201M2_10	Standard	12.500	5.03	12927.568	11479.413	14.077	14.8	18.7	NO		NO	bb
10	10	180201M2_11	Standard	12.500	5.03	10876.807	10797.500	12.592	13.3	6.2	NO		NO	bb

Vista Analytical Laboratory

Dataset: F:\Projects\PFAS.PRO\Results\180201M2\180201M2-CRV.qld

Last Altered: Friday, February 02, 2018 08:56:36 Pacific Standard Time
Printed: Friday, February 02, 2018 09:17:01 Pacific Standard Time

Compound name: 13C8-PFOSA
Response Factor: 0.211397
RRF SD: 0.0210985, Relative SD: 9.98052
Response type: Internal Std (Ref 64), Area * (IS Conc. / IS Area)
Curve type: RF

	#	Name	Type	Std. Conc	RT	Area	IS Area	Response	Conc.	%Dev	Conc. Flag	CoD	CoD Flag	x=excluded
1	1	180201M2_2	Standard	12.500	5.11	2908.301	14040.942	2.589	12.2	-2.0	NO		NO	bb
2	2	180201M2_3	Standard	12.500	5.10	3222.731	14541.990	2.770	13.1	4.8	NO		NO	bb
3	3	180201M2_4	Standard	12.500	5.10	3008.096	14561.118	2.582	12.2	-2.3	NO		NO	bb
4	4	180201M2_5	Standard	12.500	5.10	2726.330	15664.660	2.176	10.3	-17.7	NO		NO	bb
5	5	180201M2_6	Standard	12.500	5.10	2933.252	15069.432	2.433	11.5	-7.9	NO		NO	bb
6	6	180201M2_7	Standard	12.500	5.09	3030.171	13351.479	2.837	13.4	7.4	NO		NO	bb
7	7	180201M2_8	Standard	12.500	5.09	3081.776	13593.405	2.834	13.4	7.2	NO		NO	bb
8	8	180201M2_9	Standard	12.500	5.09	2954.469	11830.616	3.122	14.8	18.1	NO		NO	bb
9	9	180201M2_10	Standard	12.500	5.08	2694.043	13747.411	2.450	11.6	-7.3	NO		NO	bb
10	10	180201M2_11	Standard	12.500	5.08	2440.696	11590.088	2.632	12.5	-0.4	NO		NO	bb

Compound name: 13C8-PFOS
Response Factor: 1.01419
RRF SD: 0.065144, Relative SD: 6.42324
Response type: Internal Std (Ref 62), Area * (IS Conc. / IS Area)
Curve type: RF

	#	Name	Type	Std. Conc	RT	Area	IS Area	Response	Conc.	%Dev	Conc. Flag	CoD	CoD Flag	x=excluded
1	1	180201M2_2	Standard	12.500	5.13	3137.675	3057.167	12.829	12.6	1.2	NO		NO	bb
2	2	180201M2_3	Standard	12.500	5.12	3080.948	3123.843	12.328	12.2	-2.8	NO		NO	bb
3	3	180201M2_4	Standard	12.500	5.12	3232.771	3301.509	12.240	12.1	-3.5	NO		NO	bb
4	4	180201M2_5	Standard	12.500	5.12	3242.907	3164.052	12.812	12.6	1.1	NO		NO	bb
5	5	180201M2_6	Standard	12.500	5.11	2934.418	3293.697	11.136	11.0	-12.2	NO		NO	bb
6	6	180201M2_7	Standard	12.500	5.11	3221.173	3159.861	12.743	12.6	0.5	NO		NO	bb
7	7	180201M2_8	Standard	12.500	5.11	3061.044	3024.667	12.650	12.5	-0.2	NO		NO	bb
8	8	180201M2_9	Standard	12.500	5.11	2990.104	2885.224	12.954	12.8	2.2	NO		NO	bb
9	9	180201M2_10	Standard	12.500	5.10	3049.938	3019.031	12.628	12.5	-0.4	NO		NO	bb
10	10	180201M2_11	Standard	12.500	5.10	2920.493	2525.752	14.454	14.3	14.0	NO		NO	bb

Vista Analytical Laboratory

Dataset: F:\Projects\PFAS.PRO\Results\180201M2\180201M2-CRV.qld

Last Altered: Friday, February 02, 2018 08:56:36 Pacific Standard Time
Printed: Friday, February 02, 2018 09:17:01 Pacific Standard Time

Compound name: 13C2-PFDA
Response Factor: 1.09868
RRF SD: 0.0750681, Relative SD: 6.83258
Response type: Internal Std (Ref 63), Area * (IS Conc. / IS Area)
Curve type: RF

	#	Name	Type	Std. Conc	RT	Area	IS Area	Response	Conc.	%Dev	Conc. Flag	CoD	CoD Flag	x=excluded
1	1	180201M2_2	Standard	12.500	5.42	11641.184	11031.247	13.191	12.0	-3.9	NO		NO	bb
2	2	180201M2_3	Standard	12.500	5.41	12949.461	12232.998	13.232	12.0	-3.7	NO		NO	bb
3	3	180201M2_4	Standard	12.500	5.41	11726.376	10804.623	13.566	12.3	-1.2	NO		NO	bb
4	4	180201M2_5	Standard	12.500	5.41	13257.169	10814.363	15.324	13.9	11.6	NO		NO	bb
5	5	180201M2_6	Standard	12.500	5.40	12165.767	9895.229	15.368	14.0	11.9	NO		NO	bb
6	6	180201M2_7	Standard	12.500	5.40	10837.155	10806.639	12.535	11.4	-8.7	NO		NO	bb
7	7	180201M2_8	Standard	12.500	5.40	11210.779	10528.153	13.310	12.1	-3.1	NO		NO	bb
8	8	180201M2_9	Standard	12.500	5.40	10225.794	9126.640	14.005	12.7	2.0	NO		NO	bb
9	9	180201M2_10	Standard	12.500	5.40	10531.019	10084.041	13.054	11.9	-4.9	NO		NO	bb
10	10	180201M2_11	Standard	12.500	5.39	10475.140	9524.107	13.748	12.5	0.1	NO		NO	bb

Compound name: 13C2-8:2 FTS
Response Factor: 0.194071
RRF SD: 0.0386563, Relative SD: 19.9187
Response type: Internal Std (Ref 58), Area * (IS Conc. / IS Area)
Curve type: RF

not used.

	#	Name	Type	Std. Conc	RT	Area	IS Area	Response	Conc.	%Dev	Conc. Flag	CoD	CoD Flag	x=excluded
1	1	180201M2_2	Standard	12.500	5.40	1986.494	13053.771	1.902	9.8	-21.6	NO		NO	bb
2	2	180201M2_3	Standard	12.500	5.40	1941.495	12714.314	1.909	9.8	-21.3	NO		NO	bb
3	3	180201M2_4	Standard	12.500	5.39	2234.294	11731.575	2.381	12.3	-1.9	NO		NO	bb
4	4	180201M2_5	Standard	12.500	5.38	2639.042	12374.524	2.666	13.7	9.9	NO		NO	bb
5	5	180201M2_6	Standard	12.500	5.38	2283.479	12778.301	2.234	11.5	-7.9	NO		NO	bb
6	6	180201M2_7	Standard	12.500	5.38	2041.762	11963.210	2.133	11.0	-12.1	NO		NO	bb
7	7	180201M2_8	Standard	12.500	5.38	2895.652	12150.538	2.979	15.3	22.8	NO		NO	bb
8	8	180201M2_9	Standard	12.500	5.37	3059.593	11938.145	3.204	16.5	32.1	NO		NO	bb
9	9	180201M2_10	Standard	12.500	5.37	3779.445	11730.422	4.027	20.8	66.0	NO		NO	bbX
10	10	180201M2_11	Standard	12.500	5.37	5268.761	10548.270	6.244	32.2	157.4	NO		NO	bbX

Dataset: F:\Projects\PFAS.PRO\Results\180201M2\180201M2-CRV.qld

Last Altered: Friday, February 02, 2018 08:56:36 Pacific Standard Time
Printed: Friday, February 02, 2018 09:17:01 Pacific Standard Time

Compound name: d3-N-MeFOSAA
Response Factor: 0.381381
RRF SD: 0.0334256, Relative SD: 8.76438
Response type: Internal Std (Ref 64), Area * (IS Conc. / IS Area)
Curve type: RF

	#	Name	Type	Std. Conc	RT	Area	IS Area	Response	Conc.	%Dev	Conc. Flag	CoD	CoD Flag	x=excluded
1	1	180201M2_2	Standard	12.500	5.56	5277.298	14040.942	4.698	12.3	-1.5	NO		NO	bb
2	2	180201M2_3	Standard	12.500	5.56	5755.686	14541.990	4.947	13.0	3.8	NO		NO	bb
3	3	180201M2_4	Standard	12.500	5.55	4977.270	14561.118	4.273	11.2	-10.4	NO		NO	bb
4	4	180201M2_5	Standard	12.500	5.55	5351.252	15664.660	4.270	11.2	-10.4	NO		NO	bb
5	5	180201M2_6	Standard	12.500	5.55	5465.481	15069.432	4.534	11.9	-4.9	NO		NO	bb
6	6	180201M2_7	Standard	12.500	5.54	5434.169	13351.479	5.088	13.3	6.7	NO		NO	bb
7	7	180201M2_8	Standard	12.500	5.54	5006.550	13593.405	4.604	12.1	-3.4	NO		NO	bb
8	8	180201M2_9	Standard	12.500	5.54	5101.554	11830.616	5.390	14.1	13.1	NO		NO	bb
9	9	180201M2_10	Standard	12.500	5.53	4926.247	13747.411	4.479	11.7	-6.0	NO		NO	bb
10	10	180201M2_11	Standard	12.500	5.53	4997.280	11590.088	5.390	14.1	13.1	NO		NO	bb

Compound name: d5-N-EtFOSAA
Response Factor: 0.429525
RRF SD: 0.0334994, Relative SD: 7.79918
Response type: Internal Std (Ref 64), Area * (IS Conc. / IS Area)
Curve type: RF

	#	Name	Type	Std. Conc	RT	Area	IS Area	Response	Conc.	%Dev	Conc. Flag	CoD	CoD Flag	x=excluded
1	1	180201M2_2	Standard	12.500	5.71	6164.870	14040.942	5.488	12.8	2.2	NO		NO	bb
2	2	180201M2_3	Standard	12.500	5.71	6123.357	14541.990	5.264	12.3	-2.0	NO		NO	bb
3	3	180201M2_4	Standard	12.500	5.70	6029.236	14561.118	5.176	12.1	-3.6	NO		NO	bb
4	4	180201M2_5	Standard	12.500	5.70	6259.932	15664.660	4.995	11.6	-7.0	NO		NO	bb
5	5	180201M2_6	Standard	12.500	5.70	5914.638	15069.432	4.906	11.4	-8.6	NO		NO	bb
6	6	180201M2_7	Standard	12.500	5.70	6288.980	13351.479	5.888	13.7	9.7	NO		NO	bb
7	7	180201M2_8	Standard	12.500	5.69	5807.799	13593.405	5.341	12.4	-0.5	NO		NO	bb
8	8	180201M2_9	Standard	12.500	5.69	5766.029	11830.616	6.092	14.2	13.5	NO		NO	bb
9	9	180201M2_10	Standard	12.500	5.68	5336.983	13747.411	4.853	11.3	-9.6	NO		NO	bb
10	10	180201M2_11	Standard	12.500	5.68	5273.983	11590.088	5.688	13.2	5.9	NO		NO	bb

Dataset: F:\Projects\PFAS.PRO\Results\180201M2\180201M2-CRV.qld

Last Altered: Friday, February 02, 2018 08:56:36 Pacific Standard Time
Printed: Friday, February 02, 2018 09:17:01 Pacific Standard Time

Compound name: 13C2-PFUdA
Response Factor: 0.965819
RRF SD: 0.101927, Relative SD: 10.5534
Response type: Internal Std (Ref 64), Area * (IS Conc. / IS Area)
Curve type: RF

	#	Name	Type	Std. Conc	RT	Area	IS Area	Response	Conc.	%Dev	Conc. Flag	CoD	CoD Flag	x=excluded
1	1	180201M2_2	Standard	12.500	5.73	15200.801	14040.942	13.533	14.0	12.1	NO		NO	bb
2	2	180201M2_3	Standard	12.500	5.73	15563.569	14541.990	13.378	13.9	10.8	NO		NO	bb
3	3	180201M2_4	Standard	12.500	5.73	13426.738	14561.118	11.526	11.9	-4.5	NO		NO	bb
4	4	180201M2_5	Standard	12.500	5.72	13117.037	15664.660	10.467	10.8	-13.3	NO		NO	bb
5	5	180201M2_6	Standard	12.500	5.72	12485.801	15069.432	10.357	10.7	-14.2	NO		NO	bb
6	6	180201M2_7	Standard	12.500	5.72	12698.962	13351.479	11.889	12.3	-1.5	NO		NO	bb
7	7	180201M2_8	Standard	12.500	5.72	15075.656	13593.405	13.863	14.4	14.8	NO		NO	bb
8	8	180201M2_9	Standard	12.500	5.71	12250.399	11830.616	12.944	13.4	7.2	NO		NO	bb
9	9	180201M2_10	Standard	12.500	5.71	12438.353	13747.411	11.310	11.7	-6.3	NO		NO	bb
10	10	180201M2_11	Standard	12.500	5.71	10626.814	11590.088	11.461	11.9	-5.1	NO		NO	bb

Compound name: 13C2-PFDoA
Response Factor: 0.767108
RRF SD: 0.120664, Relative SD: 15.7297
Response type: Internal Std (Ref 64), Area * (IS Conc. / IS Area)
Curve type: RF

	#	Name	Type	Std. Conc	RT	Area	IS Area	Response	Conc.	%Dev	Conc. Flag	CoD	CoD Flag	x=excluded
1	1	180201M2_2	Standard	12.500	6.00	11960.537	14040.942	10.648	13.9	11.0	NO		NO	bb
2	2	180201M2_3	Standard	12.500	6.00	13796.158	14541.990	11.859	15.5	23.7	NO		NO	bb
3	3	180201M2_4	Standard	12.500	6.00	10290.432	14561.118	8.834	11.5	-7.9	NO		NO	bb
4	4	180201M2_5	Standard	12.500	6.00	10609.885	15664.660	8.466	11.0	-11.7	NO		NO	bb
5	5	180201M2_6	Standard	12.500	5.99	12375.247	15069.432	10.265	13.4	7.1	NO		NO	bb
6	6	180201M2_7	Standard	12.500	5.99	9151.438	13351.479	8.568	11.2	-10.6	NO		NO	bb
7	7	180201M2_8	Standard	12.500	5.99	8795.715	13593.405	8.088	10.5	-15.6	NO		NO	bb
8	8	180201M2_9	Standard	12.500	5.98	11266.216	11830.616	11.904	15.5	24.1	NO		NO	bb
9	9	180201M2_10	Standard	12.500	5.98	8564.437	13747.411	7.787	10.2	-18.8	NO		NO	bb
10	10	180201M2_11	Standard	12.500	5.98	8779.890	11590.088	9.469	12.3	-1.2	NO		NO	bb

Vista Analytical Laboratory

Dataset: F:\Projects\PFAS.PRO\Results\180201M2\180201M2-CRV.qld

Last Altered: Friday, February 02, 2018 08:56:36 Pacific Standard Time
Printed: Friday, February 02, 2018 09:17:01 Pacific Standard Time

Compound name: d3-N-MeFOSA
Response Factor: 0.0939039
RRF SD: 0.00625118, Relative SD: 6.65699
Response type: Internal Std (Ref 64), Area * (IS Conc. / IS Area)
Curve type: RF

	#	Name	Type	Std. Conc	RT	Area	IS Area	Response	Conc.	%Dev	Conc. Flag	CoD	CoD Flag	x=excluded
1	1	180201M2_2	Standard	150.000	5.95	15934.890	14040.942	14.186	151.1	0.7	NO		NO	bb
2	2	180201M2_3	Standard	150.000	5.95	16124.691	14541.990	13.860	147.6	-1.6	NO		NO	bb
3	3	180201M2_4	Standard	150.000	5.95	16184.368	14561.118	13.893	148.0	-1.4	NO		NO	bb
4	4	180201M2_5	Standard	150.000	5.95	15804.994	15664.660	12.612	134.3	-10.5	NO		NO	bb
5	5	180201M2_6	Standard	150.000	5.95	16229.670	15069.432	13.462	143.4	-4.4	NO		NO	bb
6	6	180201M2_7	Standard	150.000	5.95	15531.838	13351.479	14.541	154.9	3.2	NO		NO	bb
7	7	180201M2_8	Standard	150.000	5.95	14765.406	13593.405	13.578	144.6	-3.6	NO		NO	bb
8	8	180201M2_9	Standard	150.000	5.95	14944.372	11830.616	15.790	168.1	12.1	NO		NO	bb
9	9	180201M2_10	Standard	150.000	5.95	14927.584	13747.411	13.573	144.5	-3.6	NO		NO	bb
10	10	180201M2_11	Standard	150.000	5.95	14241.318	11590.088	15.359	163.6	9.0	NO		NO	bb

Compound name: 13C2-PFTeDA
Response Factor: 0.413102
RRF SD: 0.0736644, Relative SD: 17.832
Response type: Internal Std (Ref 64), Area * (IS Conc. / IS Area)
Curve type: RF

	#	Name	Type	Std. Conc	RT	Area	IS Area	Response	Conc.	%Dev	Conc. Flag	CoD	CoD Flag	x=excluded
1	1	180201M2_2	Standard	12.500	6.42	5245.019	14040.942	4.669	11.3	-9.6	NO		NO	bb
2	2	180201M2_3	Standard	12.500	6.42	5728.347	14541.990	4.924	11.9	-4.6	NO		NO	bb
3	3	180201M2_4	Standard	12.500	6.42	5075.495	14561.118	4.357	10.5	-15.6	NO		NO	bb
4	4	180201M2_5	Standard	12.500	6.42	5616.486	15664.660	4.482	10.8	-13.2	NO		NO	bb
5	5	180201M2_6	Standard	12.500	6.41	5545.823	15069.432	4.600	11.1	-10.9	NO		NO	bb
6	6	180201M2_7	Standard	12.500	6.41	5109.631	13351.479	4.784	11.6	-7.4	NO		NO	bb
7	7	180201M2_8	Standard	12.500	6.41	5383.240	13593.405	4.950	12.0	-4.1	NO		NO	bb
8	8	180201M2_9	Standard	12.500	6.40	5661.808	11830.616	5.982	14.5	15.8	NO		NO	bb
9	9	180201M2_10	Standard	12.500	6.40	6057.532	13747.411	5.508	13.3	6.7	NO		NO	bb
10	10	180201M2_11	Standard	12.500	6.40	6843.993	11590.088	7.381	17.9	42.9	NO		NO	bb

Dataset: F:\Projects\PFAS.PRO\Results\180201M2\180201M2-CRV.qld

Last Altered: Friday, February 02, 2018 08:56:36 Pacific Standard Time
Printed: Friday, February 02, 2018 09:17:01 Pacific Standard Time

Compound name: d5-N-ETFOSA
Response Factor: 0.134029
RRF SD: 0.0111919, Relative SD: 8.35039
Response type: Internal Std (Ref 64), Area * (IS Conc. / IS Area)
Curve type: RF

	#	Name	Type	Std. Conc	RT	Area	IS Area	Response	Conc.	%Dev	Conc. Flag	CoD	CoD Flag	x=excluded
1	1	180201M2_2	Standard	150.000	6.27	23440.152	14040.942	20.868	155.7	3.8	NO		NO	bb
2	2	180201M2_3	Standard	150.000	6.27	23665.994	14541.990	20.343	151.8	1.2	NO		NO	db
3	3	180201M2_4	Standard	150.000	6.27	22391.053	14561.118	19.222	143.4	-4.4	NO		NO	bb
4	4	180201M2_5	Standard	150.000	6.27	22542.172	15664.660	17.988	134.2	-10.5	NO		NO	bb
5	5	180201M2_6	Standard	150.000	6.27	22500.492	15069.432	18.664	139.3	-7.2	NO		NO	bb
6	6	180201M2_7	Standard	150.000	6.27	22910.971	13351.479	21.450	160.0	6.7	NO		NO	bb
7	7	180201M2_8	Standard	150.000	6.27	22048.441	13593.405	20.275	151.3	0.8	NO		NO	bb
8	8	180201M2_9	Standard	150.000	6.27	22431.035	11830.616	23.700	176.8	17.9	NO		NO	bb
9	9	180201M2_10	Standard	150.000	6.27	20330.299	13747.411	18.486	137.9	-8.1	NO		NO	bb
10	10	180201M2_11	Standard	150.000	6.27	18589.168	11590.088	20.049	149.6	-0.3	NO		NO	bb

Compound name: 13C2-PFHxDA
Response Factor: 0.555424
RRF SD: 0.0776459, Relative SD: 13.9796
Response type: Internal Std (Ref 64), Area * (IS Conc. / IS Area)
Curve type: RF

	#	Name	Type	Std. Conc	RT	Area	IS Area	Response	Conc.	%Dev	Conc. Flag	CoD	CoD Flag	x=excluded
1	1	180201M2_2	Standard	5.000	6.70	2927.053	14040.942	2.606	4.7	-6.2	NO		NO	bb
2	2	180201M2_3	Standard	5.000	6.70	3177.656	14541.990	2.731	4.9	-1.6	NO		NO	bb
3	3	180201M2_4	Standard	5.000	6.70	2907.611	14561.118	2.496	4.5	-10.1	NO		NO	bb
4	4	180201M2_5	Standard	5.000	6.70	3008.532	15664.660	2.401	4.3	-13.6	NO		NO	bb
5	5	180201M2_6	Standard	5.000	6.70	2993.088	15069.432	2.483	4.5	-10.6	NO		NO	bb
6	6	180201M2_7	Standard	5.000	6.69	2766.564	13351.479	2.590	4.7	-6.7	NO		NO	bb
7	7	180201M2_8	Standard	5.000	6.69	3188.611	13593.405	2.932	5.3	5.6	NO		NO	bb
8	8	180201M2_9	Standard	5.000	6.69	3394.128	11830.616	3.586	6.5	29.1	NO		NO	bb
9	9	180201M2_10	Standard	5.000	6.69	3485.095	13747.411	3.169	5.7	14.1	NO		NO	bb
10	10	180201M2_11	Standard	5.000	6.69	3984.295	11590.088	4.297	7.7	54.7	NO		NO	bbX

Dataset: F:\Projects\PFAS.PRO\Results\180201M2\180201M2-CRV.qld

Last Altered: Friday, February 02, 2018 08:56:36 Pacific Standard Time
Printed: Friday, February 02, 2018 09:17:01 Pacific Standard Time

Compound name: d7-N-MeFOSE
Response Factor: 0.106939
RRF SD: 0.0179061, Relative SD: 16.7442
Response type: Internal Std (Ref 64), Area * (IS Conc. / IS Area)
Curve type: RF

	#	Name	Type	Std. Conc	RT	Area	IS Area	Response	Conc.	%Dev	Conc. Flag	CoD	CoD Flag	x=excluded
1	1	180201M2_2	Standard	150.000	6.31	16441.795	14040.942	14.637	136.9	-8.7	NO		NO	bb
2	2	180201M2_3	Standard	150.000	6.32	15620.593	14541.990	13.427	125.6	-16.3	NO		NO	bb
3	3	180201M2_4	Standard	150.000	6.31	17932.805	14561.118	15.394	144.0	-4.0	NO		NO	bb
4	4	180201M2_5	Standard	150.000	6.32	16106.033	15664.660	12.852	120.2	-19.9	NO		NO	bd
5	5	180201M2_6	Standard	150.000	6.32	16361.470	15069.432	13.572	126.9	-15.4	NO		NO	bb
6	6	180201M2_7	Standard	150.000	6.31	18751.580	13351.479	17.556	164.2	9.4	NO		NO	bb
7	7	180201M2_8	Standard	150.000	6.31	18959.506	13593.405	17.434	163.0	8.7	NO		NO	bb
8	8	180201M2_9	Standard	150.000	6.31	19978.916	11830.616	21.109	197.4	31.6	NO		NO	bb
9	9	180201M2_10	Standard	150.000	6.31	16907.701	13747.411	15.374	143.8	-4.2	NO		NO	bb
10	10	180201M2_11	Standard	150.000	6.31	17665.924	11590.088	19.053	178.2	18.8	NO		NO	bd

Compound name: d9-N-EtFOSE
Response Factor: 0.106989
RRF SD: 0.0174539, Relative SD: 16.3138
Response type: Internal Std (Ref 64), Area * (IS Conc. / IS Area)
Curve type: RF

	#	Name	Type	Std. Conc	RT	Area	IS Area	Response	Conc.	%Dev	Conc. Flag	CoD	CoD Flag	x=excluded
1	1	180201M2_2	Standard	150.000	6.46	18513.486	14040.942	16.482	154.1	2.7	NO		NO	bb
2	2	180201M2_3	Standard	150.000	6.46	20288.641	14541.990	17.440	163.0	8.7	NO		NO	bb
3	3	180201M2_4	Standard	150.000	6.46	17693.893	14561.118	15.189	142.0	-5.4	NO		NO	bb
4	4	180201M2_5	Standard	150.000	6.46	16696.051	15664.660	13.323	124.5	-17.0	NO		NO	bd
5	5	180201M2_6	Standard	150.000	6.46	16082.565	15069.432	13.340	124.7	-16.9	NO		NO	bd
6	6	180201M2_7	Standard	150.000	6.46	16678.395	13351.479	15.615	145.9	-2.7	NO		NO	bb
7	7	180201M2_8	Standard	150.000	6.46	14775.413	13593.405	13.587	127.0	-15.3	NO		NO	bb
8	8	180201M2_9	Standard	150.000	6.46	19715.496	11830.616	20.831	194.7	29.8	NO		NO	bd
9	9	180201M2_10	Standard	150.000	6.46	16417.523	13747.411	14.928	139.5	-7.0	NO		NO	bd
10	10	180201M2_11	Standard	150.000	6.46	18310.961	11590.088	19.749	184.6	23.1	NO		NO	bb

Dataset: F:\Projects\PFAS.PRO\Results\180201M2\180201M2-CRV.qld

Last Altered: Friday, February 02, 2018 08:56:36 Pacific Standard Time
Printed: Friday, February 02, 2018 09:17:01 Pacific Standard Time

Compound name: 13C4-PFBA
Response Factor: 1
RRF SD: 0, Relative SD: 0
Response type: Internal Std (Ref 57), Area * (IS Conc. / IS Area)
Curve type: RF

	#	Name	Type	Std. Conc	RT	Area	IS Area	Response	Conc.	%Dev	Conc. Flag	CoD	CoD Flag	x=excluded
1	1	180201M2_2	Standard	12.500	1.74	10615.242	10615.242	12.500	12.5	0.0	NO		NO	bb
2	2	180201M2_3	Standard	12.500	1.74	11525.407	11525.407	12.500	12.5	0.0	NO		NO	bb
3	3	180201M2_4	Standard	12.500	1.73	11192.208	11192.208	12.500	12.5	0.0	NO		NO	bb
4	4	180201M2_5	Standard	12.500	1.73	11288.905	11288.905	12.500	12.5	0.0	NO		NO	bb
5	5	180201M2_6	Standard	12.500	1.73	10775.118	10775.118	12.500	12.5	0.0	NO		NO	bb
6	6	180201M2_7	Standard	12.500	1.73	11219.852	11219.852	12.500	12.5	0.0	NO		NO	bb
7	7	180201M2_8	Standard	12.500	1.73	10630.448	10630.448	12.500	12.5	0.0	NO		NO	bb
8	8	180201M2_9	Standard	12.500	1.73	10644.079	10644.079	12.500	12.5	0.0	NO		NO	bb
9	9	180201M2_10	Standard	12.500	1.72	10752.428	10752.428	12.500	12.5	0.0	NO		NO	bb
10	10	180201M2_11	Standard	12.500	1.72	10410.137	10410.137	12.500	12.5	0.0	NO		NO	bb

Compound name: 13C5-PFHxA
Response Factor: 1
RRF SD: 0, Relative SD: 0
Response type: Internal Std (Ref 58), Area * (IS Conc. / IS Area)
Curve type: RF

	#	Name	Type	Std. Conc	RT	Area	IS Area	Response	Conc.	%Dev	Conc. Flag	CoD	CoD Flag	x=excluded
1	1	180201M2_2	Standard	12.500	3.50	13053.771	13053.771	12.500	12.5	0.0	NO		NO	bb
2	2	180201M2_3	Standard	12.500	3.49	12714.314	12714.314	12.500	12.5	0.0	NO		NO	bb
3	3	180201M2_4	Standard	12.500	3.49	11731.575	11731.575	12.500	12.5	0.0	NO		NO	bb
4	4	180201M2_5	Standard	12.500	3.48	12374.524	12374.524	12.500	12.5	0.0	NO		NO	bb
5	5	180201M2_6	Standard	12.500	3.48	12778.301	12778.301	12.500	12.5	0.0	NO		NO	bb
6	6	180201M2_7	Standard	12.500	3.48	11963.210	11963.210	12.500	12.5	0.0	NO		NO	bb
7	7	180201M2_8	Standard	12.500	3.48	12150.538	12150.538	12.500	12.5	0.0	NO		NO	bb
8	8	180201M2_9	Standard	12.500	3.47	11938.145	11938.145	12.500	12.5	0.0	NO		NO	bb
9	9	180201M2_10	Standard	12.500	3.47	11730.422	11730.422	12.500	12.5	0.0	NO		NO	bb
10	10	180201M2_11	Standard	12.500	3.47	10548.270	10548.270	12.500	12.5	0.0	NO		NO	bb

Dataset: F:\Projects\PFAS.PRO\Results\180201M2\180201M2-CRV.qld

Last Altered: Friday, February 02, 2018 08:56:36 Pacific Standard Time
Printed: Friday, February 02, 2018 09:17:01 Pacific Standard Time

Compound name: 13C3-PFHxS
Response Factor: 1
RRF SD: 0, Relative SD: 0
Response type: Internal Std (Ref 59), Area * (IS Conc. / IS Area)
Curve type: RF

	#	Name	Type	Std. Conc	RT	Area	IS Area	Response	Conc.	%Dev	Conc. Flag	CoD	CoD Flag	x=excluded
1	1	180201M2_2	Standard	12.500	4.26	3386.498	3386.498	12.500	12.5	0.0	NO		NO	bb
2	2	180201M2_3	Standard	12.500	4.25	3195.101	3195.101	12.500	12.5	0.0	NO		NO	bb
3	3	180201M2_4	Standard	12.500	4.25	3217.412	3217.412	12.500	12.5	0.0	NO		NO	bb
4	4	180201M2_5	Standard	12.500	4.24	3277.805	3277.805	12.500	12.5	0.0	NO		NO	bb
5	5	180201M2_6	Standard	12.500	4.24	3110.121	3110.121	12.500	12.5	0.0	NO		NO	bb
6	6	180201M2_7	Standard	12.500	4.24	3382.044	3382.044	12.500	12.5	0.0	NO		NO	bb
7	7	180201M2_8	Standard	12.500	4.24	3369.364	3369.364	12.500	12.5	0.0	NO		NO	bb
8	8	180201M2_9	Standard	12.500	4.23	3156.459	3156.459	12.500	12.5	0.0	NO		NO	bb
9	9	180201M2_10	Standard	12.500	4.23	3177.749	3177.749	12.500	12.5	0.0	NO		NO	bb
10	10	180201M2_11	Standard	12.500	4.23	2703.770	2703.770	12.500	12.5	0.0	NO		NO	bb

Compound name: 13C8-PFOA
Response Factor: 1
RRF SD: 0, Relative SD: 0
Response type: Internal Std (Ref 60), Area * (IS Conc. / IS Area)
Curve type: RF

	#	Name	Type	Std. Conc	RT	Area	IS Area	Response	Conc.	%Dev	Conc. Flag	CoD	CoD Flag	x=excluded
1	1	180201M2_2	Standard	12.500	4.63	12442.034	12442.034	12.500	12.5	0.0	NO		NO	bb
2	2	180201M2_3	Standard	12.500	4.62	13927.616	13927.616	12.500	12.5	0.0	NO		NO	bb
3	3	180201M2_4	Standard	12.500	4.62	11536.977	11536.977	12.500	12.5	0.0	NO		NO	bb
4	4	180201M2_5	Standard	12.500	4.61	12101.027	12101.027	12.500	12.5	0.0	NO		NO	bb
5	5	180201M2_6	Standard	12.500	4.61	12723.628	12723.628	12.500	12.5	0.0	NO		NO	bb
6	6	180201M2_7	Standard	12.500	4.61	11188.508	11188.508	12.500	12.5	0.0	NO		NO	bb
7	7	180201M2_8	Standard	12.500	4.61	11408.001	11408.001	12.500	12.5	0.0	NO		NO	bb
8	8	180201M2_9	Standard	12.500	4.61	12553.944	12553.944	12.500	12.5	0.0	NO		NO	bb
9	9	180201M2_10	Standard	12.500	4.60	10956.082	10956.082	12.500	12.5	0.0	NO		NO	bb
10	10	180201M2_11	Standard	12.500	4.60	10933.043	10933.043	12.500	12.5	0.0	NO		NO	bb

Dataset: F:\Projects\PFAS.PRO\Results\180201M2\180201M2-CRV.qld

Last Altered: Friday, February 02, 2018 08:56:36 Pacific Standard Time
Printed: Friday, February 02, 2018 09:17:01 Pacific Standard Time

Compound name: 13C9-PFNA
Response Factor: 1
RRF SD: 0, Relative SD: 0
Response type: Internal Std (Ref 61), Area * (IS Conc. / IS Area)
Curve type: RF

	#	Name	Type	Std. Conc	RT	Area	IS Area	Response	Conc.	%Dev	Conc. Flag	CoD	CoD Flag	x=excluded
1	1	180201M2_2	Standard	12.500	5.05	9544.361	9544.361	12.500	12.5	0.0	NO		NO	bb
2	2	180201M2_3	Standard	12.500	5.05	13668.581	13668.581	12.500	12.5	0.0	NO		NO	bb
3	3	180201M2_4	Standard	12.500	5.04	12050.521	12050.521	12.500	12.5	0.0	NO		NO	bb
4	4	180201M2_5	Standard	12.500	5.04	12800.386	12800.386	12.500	12.5	0.0	NO		NO	bb
5	5	180201M2_6	Standard	12.500	5.04	11484.225	11484.225	12.500	12.5	0.0	NO		NO	bb
6	6	180201M2_7	Standard	12.500	5.04	13735.241	13735.241	12.500	12.5	0.0	NO		NO	bb
7	7	180201M2_8	Standard	12.500	5.03	11131.926	11131.926	12.500	12.5	0.0	NO		NO	bb
8	8	180201M2_9	Standard	12.500	5.03	11595.314	11595.314	12.500	12.5	0.0	NO		NO	bb
9	9	180201M2_10	Standard	12.500	5.03	11479.413	11479.413	12.500	12.5	0.0	NO		NO	bb
10	10	180201M2_11	Standard	12.500	5.03	10797.500	10797.500	12.500	12.5	0.0	NO		NO	bb

Compound name: 13C4-PFOS
Response Factor: 1
RRF SD: 0, Relative SD: 0
Response type: Internal Std (Ref 62), Area * (IS Conc. / IS Area)
Curve type: RF

	#	Name	Type	Std. Conc	RT	Area	IS Area	Response	Conc.	%Dev	Conc. Flag	CoD	CoD Flag	x=excluded
1	1	180201M2_2	Standard	12.500	5.13	3057.167	3057.167	12.500	12.5	0.0	NO		NO	bb
2	2	180201M2_3	Standard	12.500	5.12	3123.843	3123.843	12.500	12.5	0.0	NO		NO	bb
3	3	180201M2_4	Standard	12.500	5.12	3301.509	3301.509	12.500	12.5	0.0	NO		NO	bb
4	4	180201M2_5	Standard	12.500	5.12	3164.052	3164.052	12.500	12.5	0.0	NO		NO	bb
5	5	180201M2_6	Standard	12.500	5.11	3293.697	3293.697	12.500	12.5	0.0	NO		NO	bb
6	6	180201M2_7	Standard	12.500	5.11	3159.861	3159.861	12.500	12.5	0.0	NO		NO	bb
7	7	180201M2_8	Standard	12.500	5.11	3024.667	3024.667	12.500	12.5	0.0	NO		NO	bb
8	8	180201M2_9	Standard	12.500	5.11	2885.224	2885.224	12.500	12.5	0.0	NO		NO	bb
9	9	180201M2_10	Standard	12.500	5.10	3019.031	3019.031	12.500	12.5	0.0	NO		NO	bb
10	10	180201M2_11	Standard	12.500	5.10	2525.752	2525.752	12.500	12.5	0.0	NO		NO	bb

Dataset: F:\Projects\PFAS.PRO\Results\180201M2\180201M2-CRV.qld

Last Altered: Friday, February 02, 2018 08:56:36 Pacific Standard Time
Printed: Friday, February 02, 2018 09:17:01 Pacific Standard Time

Compound name: 13C6-PFDA
Response Factor: 1
RRF SD: 0, Relative SD: 0
Response type: Internal Std (Ref 63), Area * (IS Conc. / IS Area)
Curve type: RF

	#	Name	Type	Std. Conc	RT	Area	IS Area	Response	Conc.	%Dev	Conc. Flag	CoD	CoD Flag	x=excluded
1	1	180201M2_2	Standard	12.500	5.42	11031.247	11031.247	12.500	12.5	0.0	NO		NO	bb
2	2	180201M2_3	Standard	12.500	5.41	12232.998	12232.998	12.500	12.5	0.0	NO		NO	bb
3	3	180201M2_4	Standard	12.500	5.40	10804.623	10804.623	12.500	12.5	0.0	NO		NO	bb
4	4	180201M2_5	Standard	12.500	5.41	10814.363	10814.363	12.500	12.5	0.0	NO		NO	bb
5	5	180201M2_6	Standard	12.500	5.41	9895.229	9895.229	12.500	12.5	0.0	NO		NO	bb
6	6	180201M2_7	Standard	12.500	5.40	10806.639	10806.639	12.500	12.5	0.0	NO		NO	bb
7	7	180201M2_8	Standard	12.500	5.40	10528.153	10528.153	12.500	12.5	0.0	NO		NO	bb
8	8	180201M2_9	Standard	12.500	5.40	9126.640	9126.640	12.500	12.5	0.0	NO		NO	bb
9	9	180201M2_10	Standard	12.500	5.40	10084.041	10084.041	12.500	12.5	0.0	NO		NO	bb
10	10	180201M2_11	Standard	12.500	5.39	9524.107	9524.107	12.500	12.5	0.0	NO		NO	bb

Compound name: 13C7-PFUdA
Response Factor: 1
RRF SD: 0, Relative SD: 0
Response type: Internal Std (Ref 64), Area * (IS Conc. / IS Area)
Curve type: RF

	#	Name	Type	Std. Conc	RT	Area	IS Area	Response	Conc.	%Dev	Conc. Flag	CoD	CoD Flag	x=excluded
1	1	180201M2_2	Standard	12.500	5.73	14040.942	14040.942	12.500	12.5	0.0	NO		NO	bb
2	2	180201M2_3	Standard	12.500	5.73	14541.990	14541.990	12.500	12.5	0.0	NO		NO	bb
3	3	180201M2_4	Standard	12.500	5.73	14561.118	14561.118	12.500	12.5	0.0	NO		NO	bb
4	4	180201M2_5	Standard	12.500	5.72	15664.660	15664.660	12.500	12.5	0.0	NO		NO	bb
5	5	180201M2_6	Standard	12.500	5.72	15069.432	15069.432	12.500	12.5	0.0	NO		NO	bb
6	6	180201M2_7	Standard	12.500	5.72	13351.479	13351.479	12.500	12.5	0.0	NO		NO	bb
7	7	180201M2_8	Standard	12.500	5.72	13593.405	13593.405	12.500	12.5	0.0	NO		NO	bb
8	8	180201M2_9	Standard	12.500	5.71	11830.616	11830.616	12.500	12.5	0.0	NO		NO	bb
9	9	180201M2_10	Standard	12.500	5.71	13747.411	13747.411	12.500	12.5	0.0	NO		NO	bb
10	10	180201M2_11	Standard	12.500	5.71	11590.088	11590.088	12.500	12.5	0.0	NO		NO	bb

Dataset: F:\Projects\PFAS.PRO\Results\180201M2\180201M2-CRV.qld

Last Altered: Friday, February 02, 2018 08:56:36 Pacific Standard Time
Printed: Friday, February 02, 2018 09:17:01 Pacific Standard Time

Compound name: 13C2-4:2 FTS
Response Factor: 0.311876
RRF SD: 0.113937, Relative SD: 36.5327
Response type: Internal Std (Ref 58), Area * (IS Conc. / IS Area)
Curve type: RF

not used

	#	Name	Type	Std. Conc	RT	Area	IS Area	Response	Conc.	%Dev	Conc. Flag	CoD	CoD Flag	x=excluded
1	1	180201M2_2	Standard	12.500	3.40	3149.499	13053.771	3.016	9.7	-22.6	NO		NO	bb
2	2	180201M2_3	Standard	12.500	3.40	3035.483	12714.314	2.984	9.6	-23.4	NO		NO	bb
3	3	180201M2_4	Standard	12.500	3.39	3264.260	11731.575	3.478	11.2	-10.8	NO		NO	bb
4	4	180201M2_5	Standard	12.500	3.39	2934.016	12374.524	2.964	9.5	-24.0	NO		NO	bb
5	5	180201M2_6	Standard	12.500	3.38	3045.983	12778.301	2.980	9.6	-23.6	NO		NO	bb
6	6	180201M2_7	Standard	12.500	3.38	3148.314	11963.210	3.290	10.5	-15.6	NO		NO	bb
7	7	180201M2_8	Standard	12.500	3.38	3399.737	12150.538	3.498	11.2	-10.3	NO		NO	bb
8	8	180201M2_9	Standard	12.500	3.38	4020.884	11938.145	4.210	13.5	8.0	NO		NO	bb
9	9	180201M2_10	Standard	12.500	3.38	4796.105	11730.422	5.111	16.4	31.1	NO		NO	bb
10	10	180201M2_11	Standard	12.500	3.37	6290.864	10548.270	7.455	23.9	91.2	NO		NO	bb

Vista Analytical Laboratory

Dataset: F:\Projects\PFAS.PRO\Results\180201M2\180201M2-CRV.qld

Last Altered: Friday, February 02, 2018 08:56:36 Pacific Standard Time
Printed: Friday, February 02, 2018 09:17:01 Pacific Standard Time

Method: F:\Projects\PFAS.PRO\MethDB\PFAS_FULL_80C_020118.mdb 02 Feb 2018 08:43:15
Calibration: F:\Projects\PFAS.PRO\CurveDB\C18_VAL-PFAS_Q4_02-01-18-FULL.cdb 02 Feb 2018 08:56:36

Name: 180201M2_2, Date: 01-Feb-2018, Time: 10:52:18, ID: ST180201M2-1 PFC CS-2 18A3007, Description: PFC CS-2 18A3007

	#	Name	CoD	CoD Flag	%RSD
1	1	PFBA	0.9992	NO	
2	2	PFPeA	0.9989	NO	
3	3	PFBS	0.9994	NO	
4	4	4:2 FTS	0.9995	NO	
5	5	PFHxA	0.9993	NO	
6	6	PFPeS	0.9945	NO	
7	7	PFHpA	0.9998	NO	
8	8	L-PFHxS	0.9995	NO	
9	10	6:2 FTS	0.9988	NO	
10	11	L-PFOA	0.9997	NO	
11	13	PFHpS	0.9984	NO	
12	14	PFNA	0.9970	NO	
13	15	PFOSA	0.9986	NO	
14	16	L-PFOS	0.9997	NO	
15	18	PFDA	0.9959	NO	
16	19	8:2 FTS	0.9983	NO	
17	20	PFNS	0.9988	NO	
18	21	N-MeFOSAA	0.9986	NO	
19	22	N-EtFOSAA	0.9997	NO	
20	23	PFUdA	0.9979	NO	
21	24	PFDS	0.9941	NO	
22	25	PFDoA	0.9973	NO	
23	26	N-MeFOSA	0.9975	NO	
24	27	PFTrDA	0.9989	NO	
25	28	PFTeDA	0.9967	NO	
26	29	N-EtFOSA	0.9998	NO	
27	30	PFHxDA	0.9993	NO	
28	31	PFODA	0.9991	NO	
29	32	N-MeFOSE	0.9977	NO	
30	33	N-EtFOSE	0.9989	NO	
31	34	13C3-PFBA		NO	2.349

Dataset: F:\Projects\PFAS.PRO\Results\180201M2\180201M2-CRV.qld

Last Altered: Friday, February 02, 2018 08:56:36 Pacific Standard Time
Printed: Friday, February 02, 2018 09:17:01 Pacific Standard Time

Name: 180201M2_2, Date: 01-Feb-2018, Time: 10:52:18, ID: ST180201M2-1 PFC CS-2 18A3007, Description: PFC CS-2 18A3007

	#	Name	CoD	CoD Flag	%RSD
32	35	13C3-PFPeA		NO	5.639
33	36	13C3-PFBS		NO	6.212
34	37	13C2-PFHxA		NO	4.551
35	38	13C4-PFHpA		NO	6.193
36	39	18O2-PFHxS		NO	6.474
37	40	13C2-6:2 FTS		NO	16.611
38	41	13C2-PFOA		NO	7.929
39	42	13C5-PFNA		NO	13.707
40	43	13C8-PFOSA		NO	9.981
41	44	13C8-PFOS		NO	6.423
42	45	13C2-PFDA		NO	6.833
43	46	13C2-8:2 FTS		NO	19.919
44	47	d3-N-MeFOSAA		NO	8.764
45	48	d5-N-EtFOSAA		NO	7.799
46	49	13C2-PFUdA		NO	10.553
47	50	13C2-PFDoA		NO	15.730
48	51	d3-N-MeFOSA		NO	6.657
49	52	13C2-PFTeDA		NO	17.832
50	53	d5-N-ETFOSA		NO	8.350
51	54	13C2-PFHxDA		NO	13.980
52	55	d7-N-MeFOSE		NO	16.744
53	56	d9-N-EtFOSE		NO	16.314
54	57	13C4-PFBA		NO	0.000
55	58	13C5-PFHxA		NO	0.000
56	59	13C3-PFHxS		NO	0.000
57	60	13C8-PFOA		NO	0.000
58	61	13C9-PFNA		NO	0.000
59	62	13C4-PFOS		NO	0.000
60	63	13C6-PFDA		NO	0.000
61	64	13C7-PFUdA		NO	0.000
62	72	13C2-4:2 FTS		NO	36.533

Vista Analytical Laboratory

Dataset: Untitled

Last Altered: Friday, February 02, 2018 09:22:24 Pacific Standard Time
Printed: Friday, February 02, 2018 09:23:43 Pacific Standard Time

Method: F:\Projects\PFAS.PRO\MethDB\PFAS_FULL_80C_020118.mdb 02 Feb 2018 09:02:54
Calibration: F:\Projects\PFAS.PRO\CurveDB\C18_VAL-PFAS_Q4_02-01-18-FULL.cdb 02 Feb 2018 08:56:36

Compound name: PFBA

	Name	ID	Acq.Date	Acq.Time
1	180201M2_1	IPA	01-Feb-18	10:40:54
2	180201M2_2	ST180201M2-1 PFC CS-2 18A3007	01-Feb-18	10:52:18
3	180201M2_3	ST180201M2-2 PFC CS-1 18A3008	01-Feb-18	11:03:45
4	180201M2_4	ST180201M2-3 PFC CS0 18A3009	01-Feb-18	11:15:12
5	180201M2_5	ST180201M2-4 PFC CS1 18A3010	01-Feb-18	11:26:39
6	180201M2_6	ST180201M2-5 PFC CS2 18A3011	01-Feb-18	11:38:09
7	180201M2_7	ST180201M2-6 PFC CS3 18A3012	01-Feb-18	11:49:38
8	180201M2_8	ST180201M2-7 PFC CS4 18A3013	01-Feb-18	12:01:08
9	180201M2_9	ST180201M2-8 PFC CS5 18A3014	01-Feb-18	12:12:35
10	180201M2_10	ST180201M2-9 PFC CS6 18A3015	01-Feb-18	12:24:05
11	180201M2_11	ST180201M2-10 PFC CS7 18A3016	01-Feb-18	12:35:34
12	180201M2_12	IPA	01-Feb-18	12:47:03
13	180201M2_13	ICV180201M2-1 PFC ICV 18A3006	01-Feb-18	12:58:32
14	180201M2_14	IPA	01-Feb-18	13:10:02

Vista Analytical Laboratory Q1

Dataset: F:\Projects\PFAS.PRO\Results\180201M2\180201M2-CRV.qld

Last Altered: Friday, February 02, 2018 08:56:36 Pacific Standard Time
Printed: Friday, February 02, 2018 09:16:02 Pacific Standard Time

Method: F:\Projects\PFAS.PRO\MethDB\PFAS_FULL_80C_020118.mdb 02 Feb 2018 08:43:15
Calibration: F:\Projects\PFAS.PRO\CurveDB\C18_VAL-PFAS_Q4_02-01-18-FULL.cdb 02 Feb 2018 08:56:36

Compound name: PFBA
Correlation coefficient: r = 0.999588, r^2 = 0.999176
Calibration curve: 1.15301 * x + 0.0290072
Response type: Internal Std (Ref 34), Area * (IS Conc. / IS Area)
Curve type: Linear, Origin: Include, Weighting: 1/x, Axis trans: None

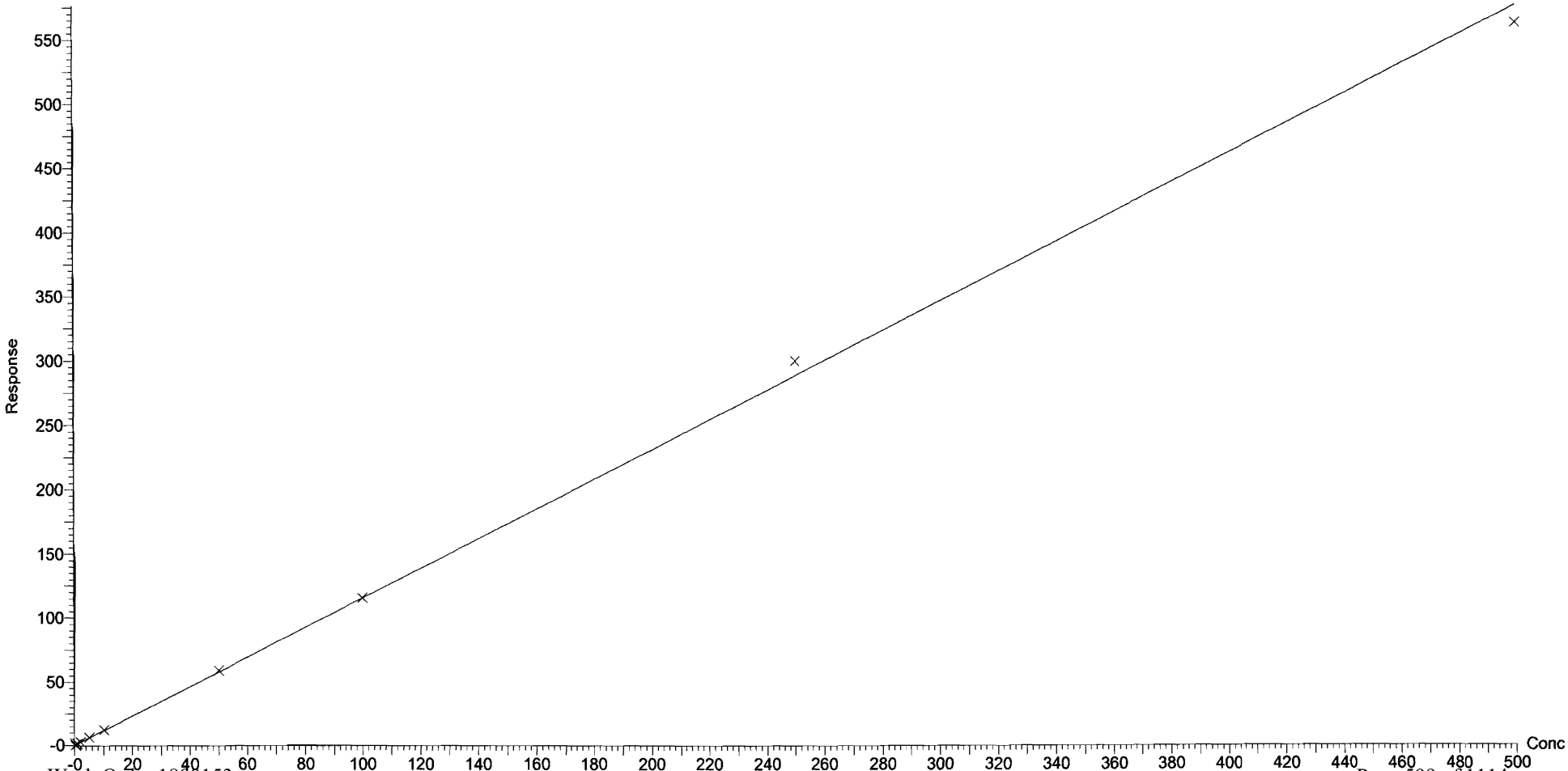

Dataset: F:\Projects\PFAS.PRO\Results\180201M2\180201M2-CRV.qld

Last Altered: Friday, February 02, 2018 08:56:36 Pacific Standard Time
Printed: Friday, February 02, 2018 09:16:02 Pacific Standard Time

Compound name: PFPeA
Correlation coefficient: r = 0.999459, r^2 = 0.998919
Calibration curve: 0.921641 * x + 0.120981
Response type: Internal Std (Ref 35), Area * (IS Conc. / IS Area)
Curve type: Linear, Origin: Exclude, Weighting: 1/x, Axis trans: None

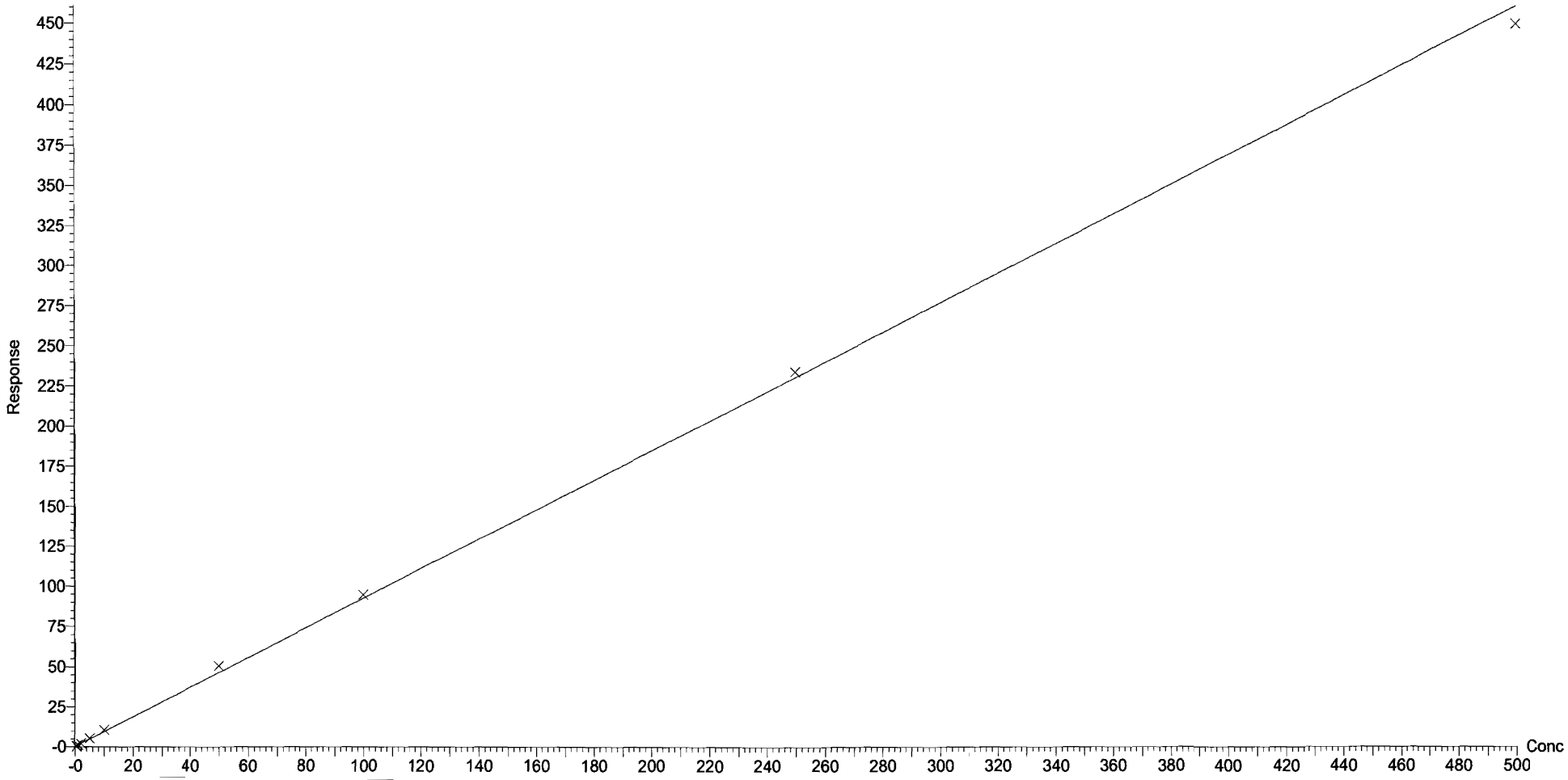

Dataset: F:\Projects\PFAS.PRO\Results\180201M2\180201M2-CRV.qld

Last Altered: Friday, February 02, 2018 08:56:36 Pacific Standard Time
Printed: Friday, February 02, 2018 09:16:02 Pacific Standard Time

Compound name: PFBS
Coefficient of Determination: R^2 = 0.999372
Calibration curve: 0.000720487 * x^2 + 1.50907 * x + 0.184842
Response type: Internal Std (Ref 36), Area * (IS Conc. / IS Area)
Curve type: 2nd Order, Origin: Exclude, Weighting: 1/x, Axis trans: None

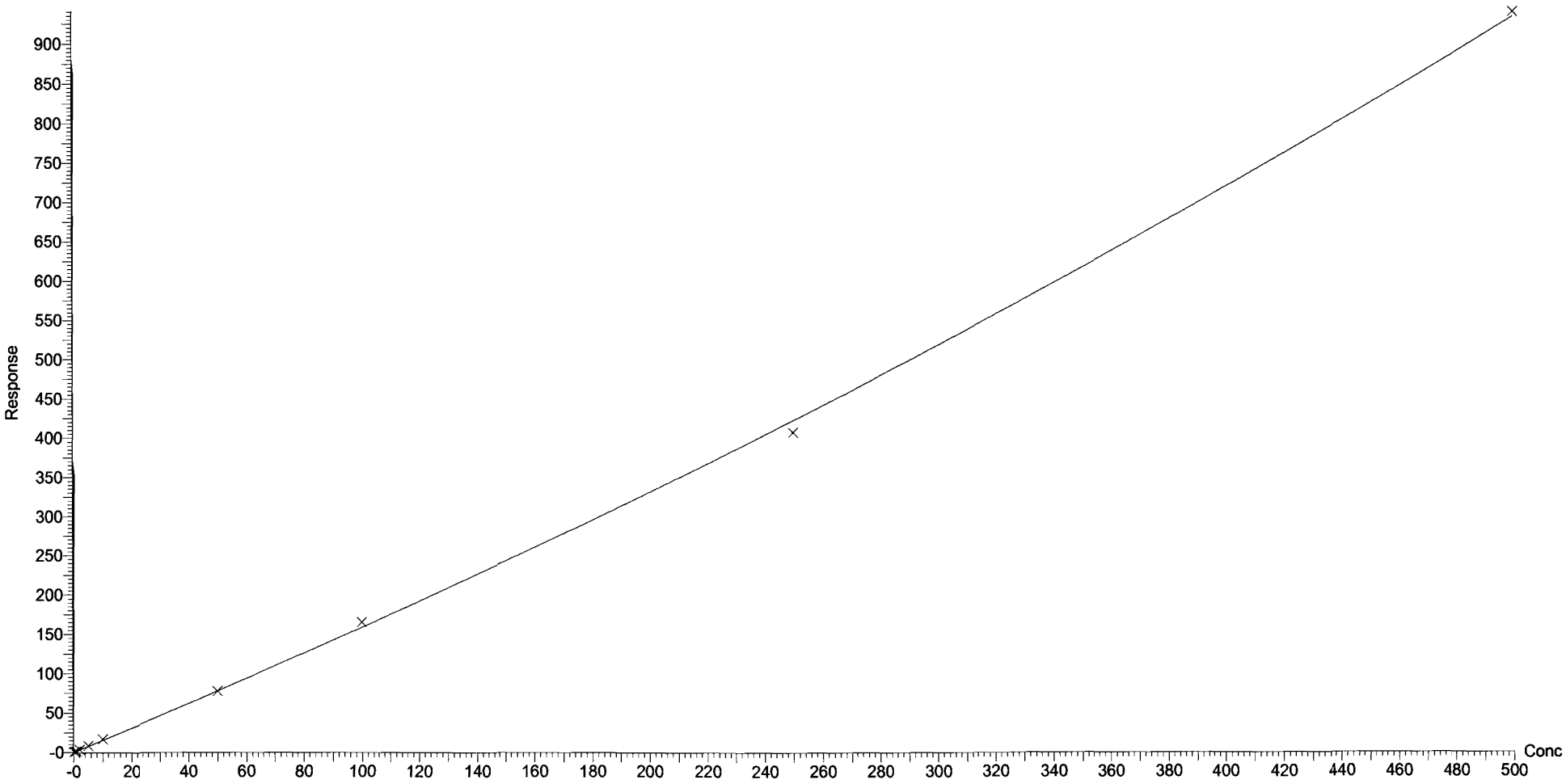

Dataset: F:\Projects\PFAS.PRO\Results\180201M2\180201M2-CRV.qld

Last Altered: Friday, February 02, 2018 08:56:36 Pacific Standard Time
Printed: Friday, February 02, 2018 09:16:02 Pacific Standard Time

Compound name: 4:2 FTS
Coefficient of Determination: R^2 = 0.999451
Calibration curve: 0.000203044 * x^2 + 1.61794 * x + 0.159207
Response type: Internal Std (Ref 36), Area * (IS Conc. / IS Area)
Curve type: 2nd Order, Origin: Exclude, Weighting: 1/x, Axis trans: None

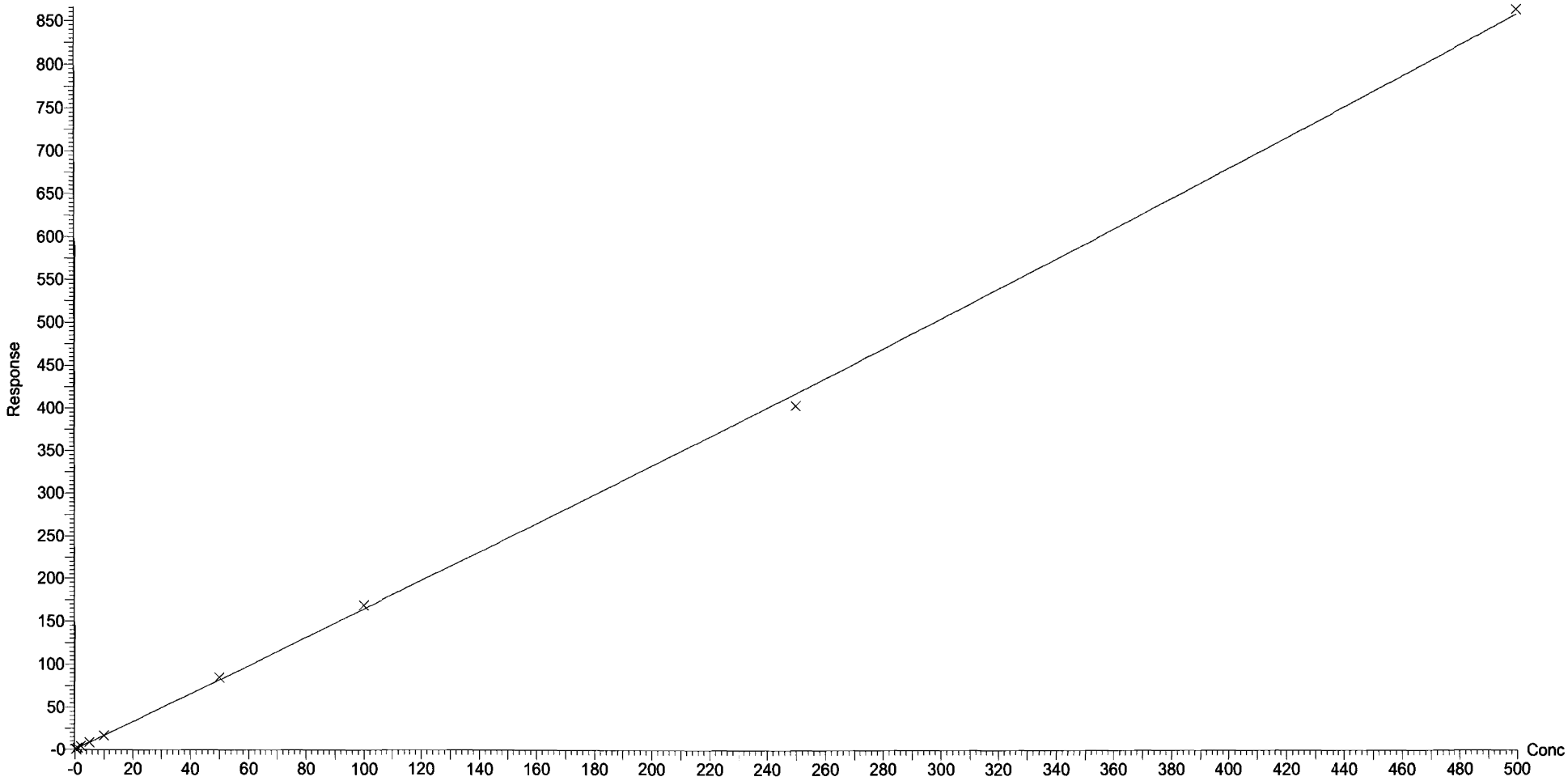

Dataset: F:\Projects\PFAS.PRO\Results\180201M2\180201M2-CRV.qld

Last Altered: Friday, February 02, 2018 08:56:36 Pacific Standard Time
Printed: Friday, February 02, 2018 09:16:02 Pacific Standard Time

Compound name: PFHxA
Coefficient of Determination: R^2 = 0.999268
Calibration curve: -0.000163281 * x^2 + 1.50548 * x + 0.113411
Response type: Internal Std (Ref 37), Area * (IS Conc. / IS Area)
Curve type: 2nd Order, Origin: Include, Weighting: 1/x, Axis trans: None

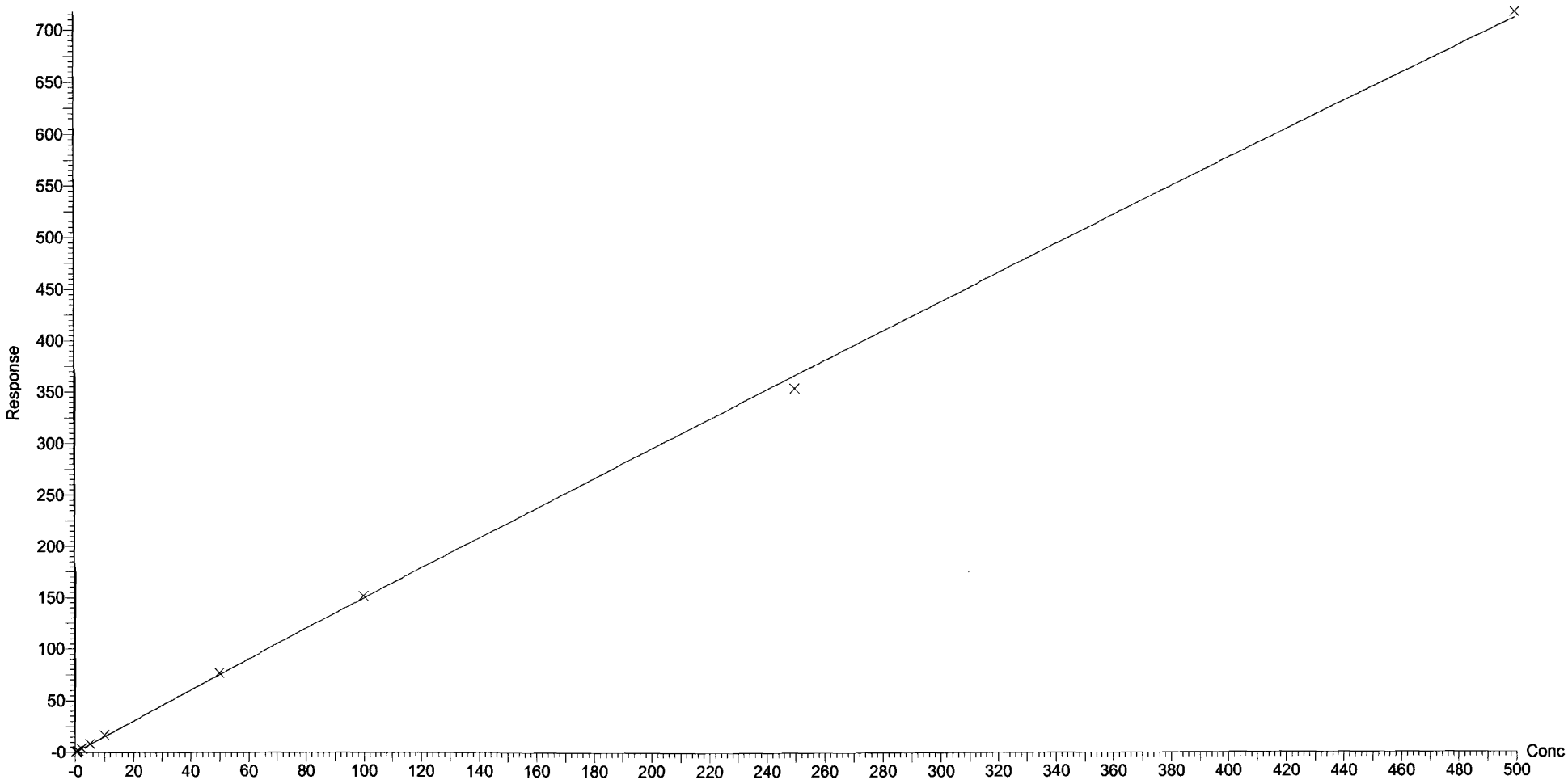

Vista Analytical Laboratory Q1

Dataset: F:\Projects\PFAS.PRO\Results\180201M2\180201M2-CRV.qld

Last Altered: Friday, February 02, 2018 08:56:36 Pacific Standard Time
Printed: Friday, February 02, 2018 09:16:02 Pacific Standard Time

Compound name: PFPeS
Correlation coefficient: r = 0.997255, r^2 = 0.994517
Calibration curve: 1.92826 * x + -0.169565
Response type: Internal Std (Ref 36), Area * (IS Conc. / IS Area)
Curve type: Linear, Origin: Exclude, Weighting: 1/x, Axis trans: None

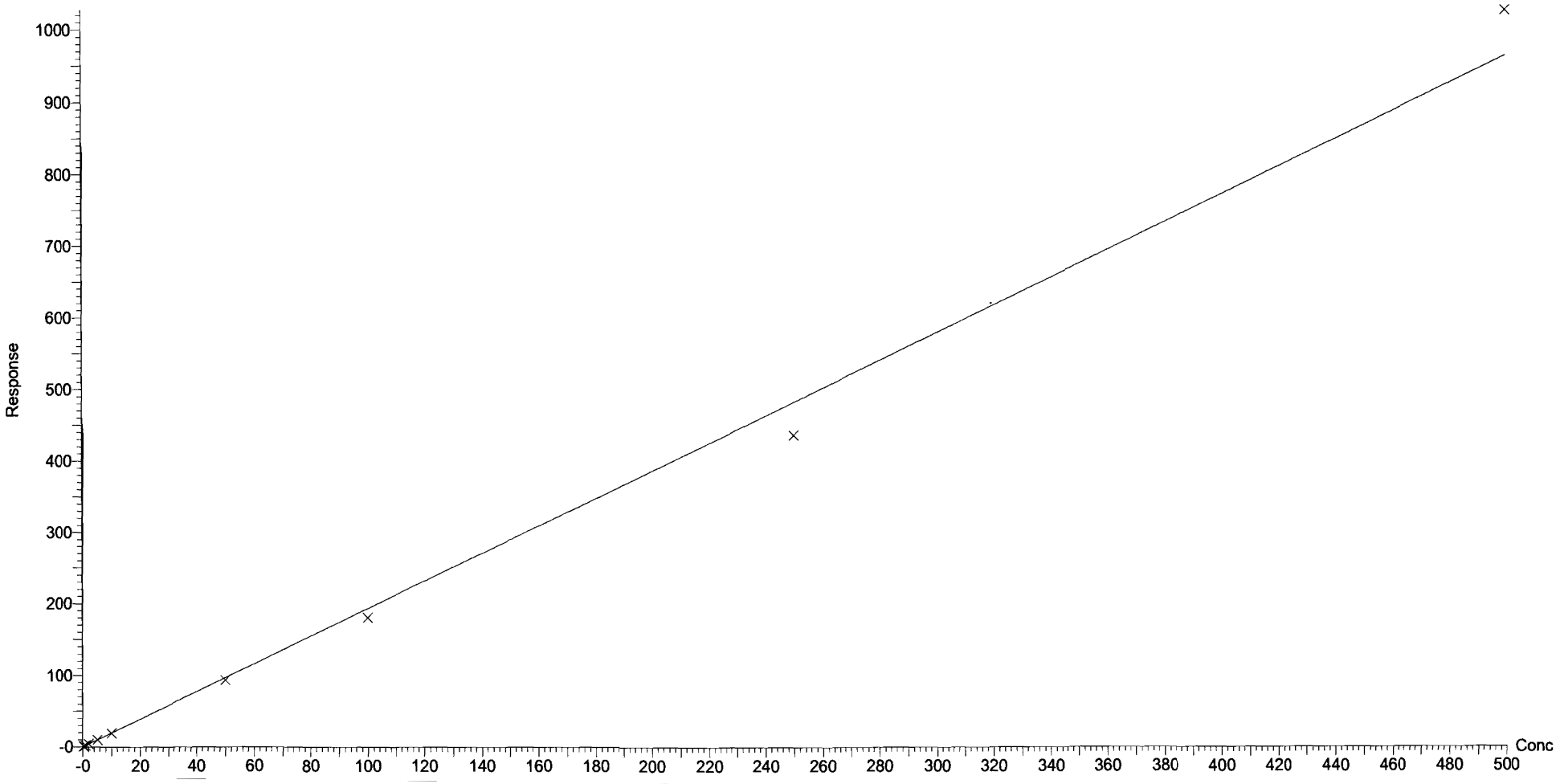

Dataset: F:\Projects\PFAS.PRO\Results\180201M2\180201M2-CRV.qld

Last Altered: Friday, February 02, 2018 08:56:36 Pacific Standard Time
Printed: Friday, February 02, 2018 09:16:02 Pacific Standard Time

Compound name: PFHpA
Correlation coefficient: r = 0.999876, r^2 = 0.999751
Calibration curve: 1.33885 * x + -0.0298888
Response type: Internal Std (Ref 38), Area * (IS Conc. / IS Area)
Curve type: Linear, Origin: Exclude, Weighting: 1/x, Axis trans: None

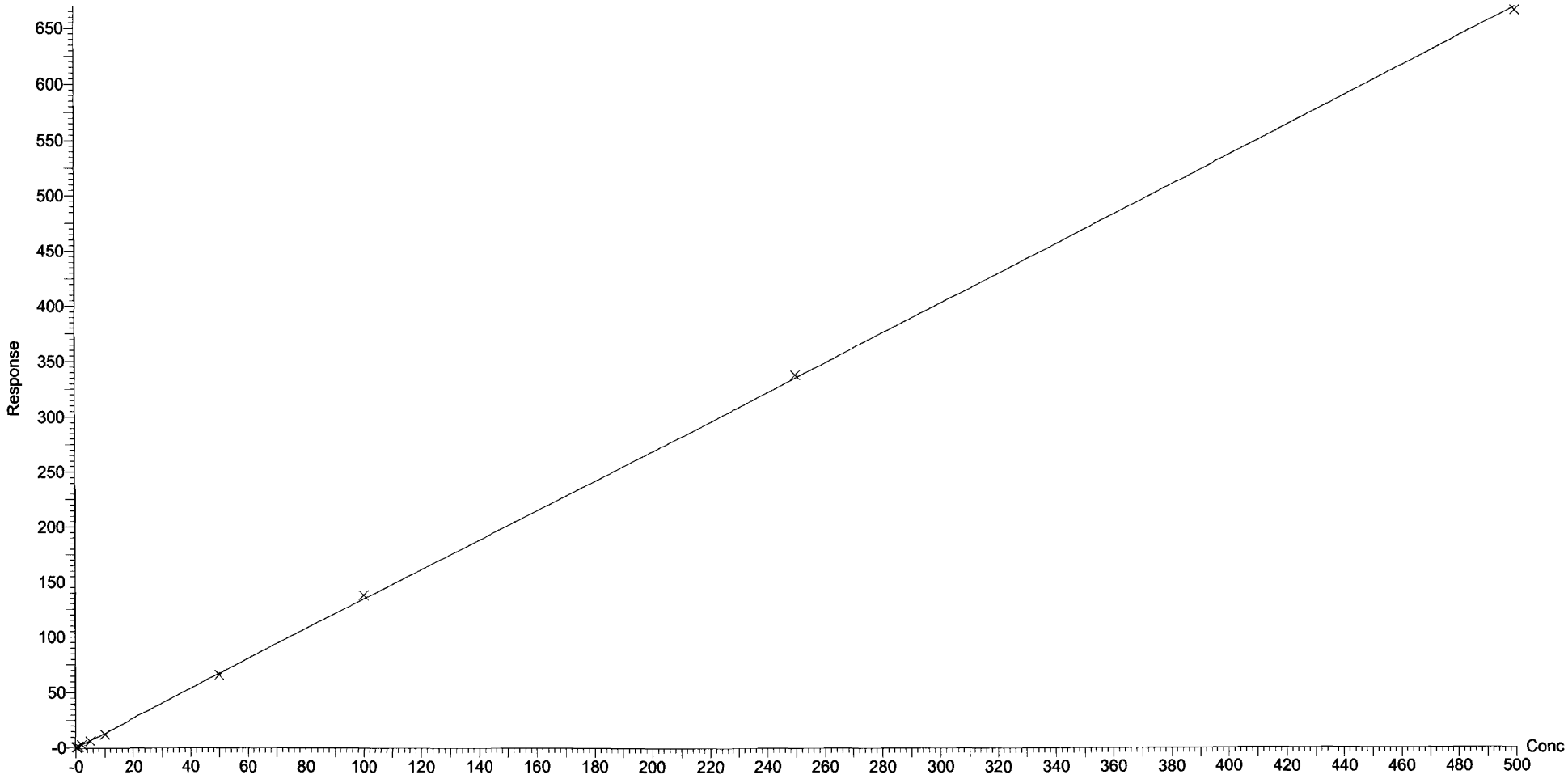

Dataset: F:\Projects\PFAS.PRO\Results\180201M2\180201M2-CRV.qld

Last Altered: Friday, February 02, 2018 08:56:36 Pacific Standard Time
Printed: Friday, February 02, 2018 09:16:02 Pacific Standard Time

Compound name: L-PFHxS
Correlation coefficient: r = 0.999731, r^2 = 0.999462
Calibration curve: 1.66977 * x + 0.0985786
Response type: Internal Std (Ref 39), Area * (IS Conc. / IS Area)
Curve type: Linear, Origin: Exclude, Weighting: 1/x, Axis trans: None

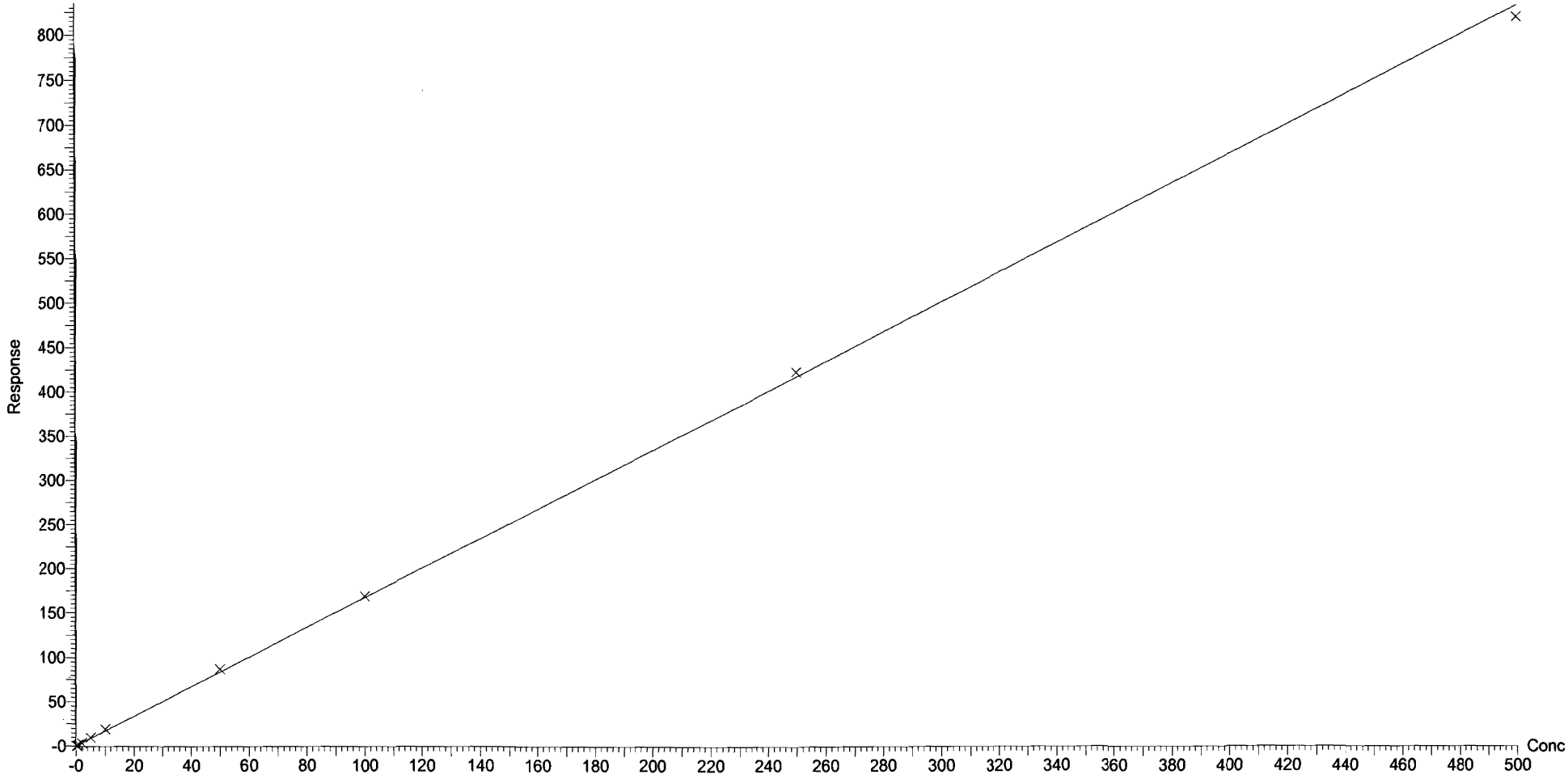

Dataset: F:\Projects\PFAS.PRO\Results\180201M2\180201M2-CRV.qld

Last Altered: Friday, February 02, 2018 08:56:36 Pacific Standard Time
Printed: Friday, February 02, 2018 09:16:02 Pacific Standard Time

Compound name: 6:2 FTS
Coefficient of Determination: R^2 = 0.998757
Calibration curve: -8.65385e-005 * x^2 + 0.263083 * x + 0.00293198
Response type: Internal Std (Ref 41), Area * (IS Conc. / IS Area)
Curve type: 2nd Order, Origin: Include, Weighting: 1/x, Axis trans: None

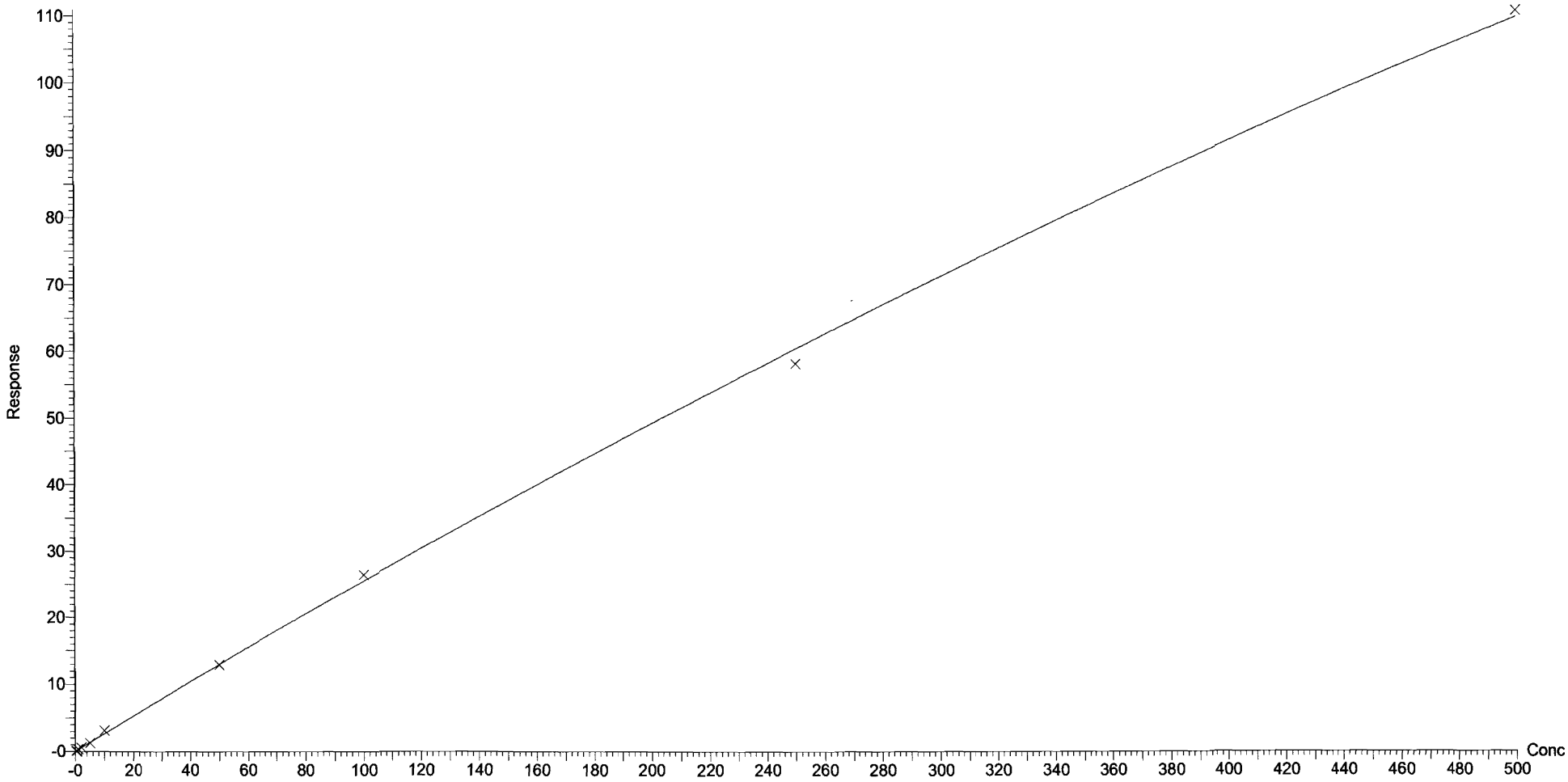

Dataset: F:\Projects\PFAS.PRO\Results\180201M2\180201M2-CRV.qld

Last Altered: Friday, February 02, 2018 08:56:36 Pacific Standard Time
Printed: Friday, February 02, 2018 09:16:02 Pacific Standard Time

Compound name: L-PFOA
Coefficient of Determination: R^2 = 0.999666
Calibration curve: 0.000195402 * x^2 + 0.967507 * x + 0.0573653
Response type: Internal Std (Ref 41), Area * (IS Conc. / IS Area)
Curve type: 2nd Order, Origin: Exclude, Weighting: 1/x, Axis trans: None

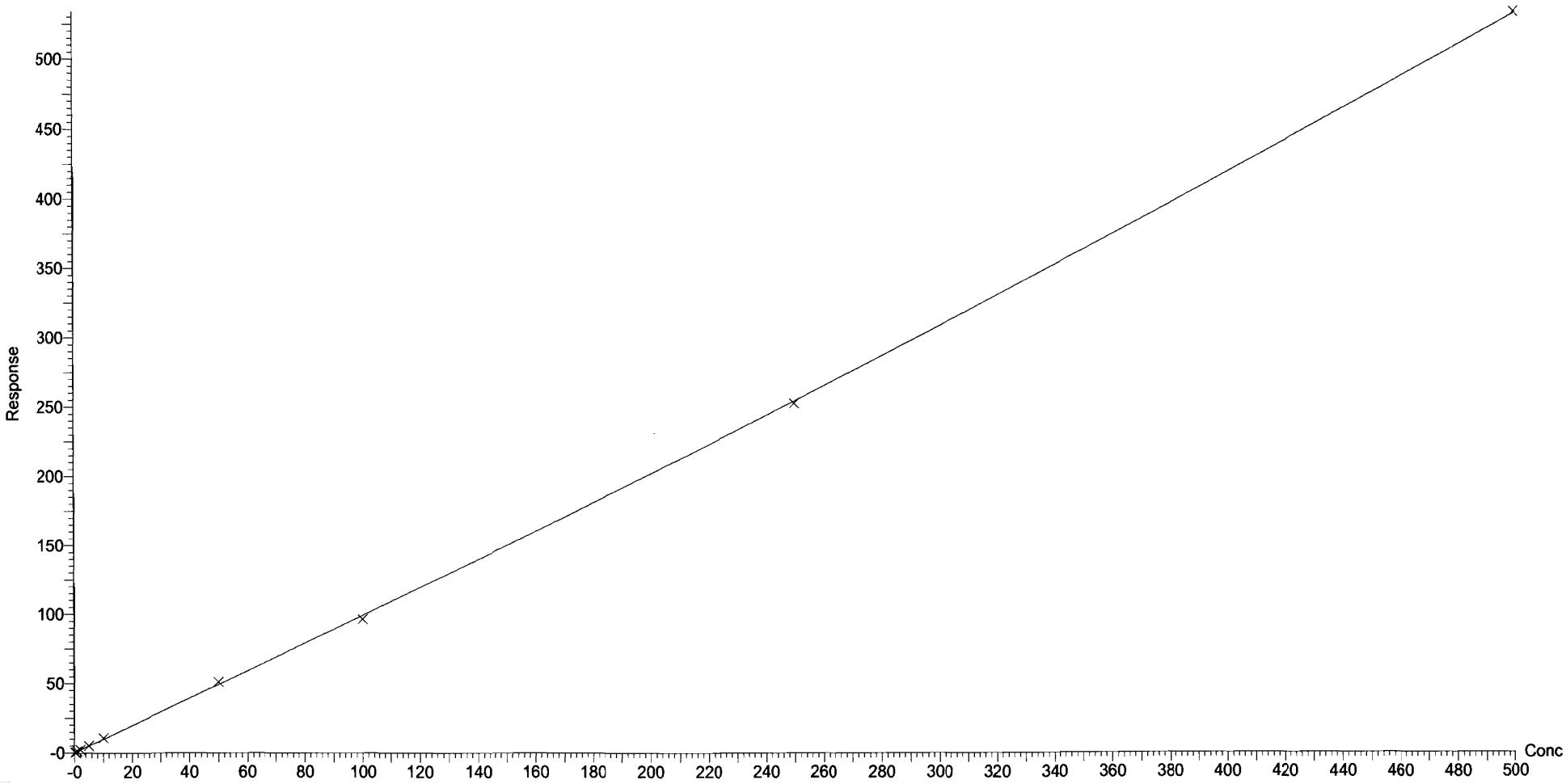

Dataset: F:\Projects\PFAS.PRO\Results\180201M2\180201M2-CRV.qld

Last Altered: Friday, February 02, 2018 08:56:36 Pacific Standard Time
Printed: Friday, February 02, 2018 09:16:02 Pacific Standard Time

Compound name: PFHpS
Coefficient of Determination: R^2 = 0.998404
Calibration curve: -0.000351604 * x^2 + 1.0357 * x + -0.223659
Response type: Internal Std (Ref 44), Area * (IS Conc. / IS Area)
Curve type: 2nd Order, Origin: Exclude, Weighting: 1/x, Axis trans: None

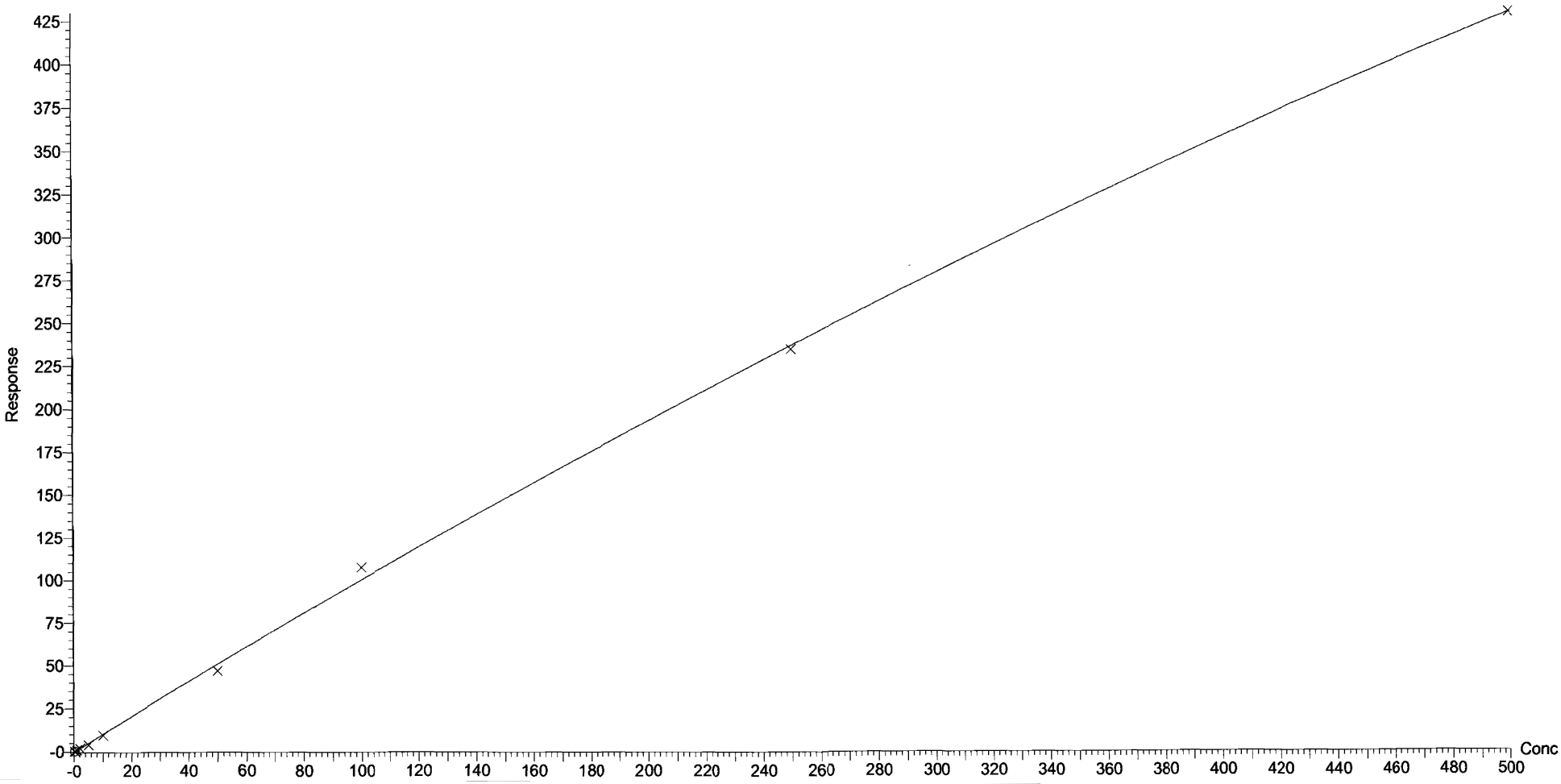

Dataset: F:\Projects\PFAS.PRO\Results\180201M2\180201M2-CRV.qld

Last Altered: Friday, February 02, 2018 08:56:36 Pacific Standard Time
Printed: Friday, February 02, 2018 09:16:02 Pacific Standard Time

Compound name: PFNA
Coefficient of Determination: R^2 = 0.997025
Calibration curve: -0.00027373 * x^2 + 1.17487 * x + 0.141309
Response type: Internal Std (Ref 42), Area * (IS Conc. / IS Area)
Curve type: 2nd Order, Origin: Exclude, Weighting: 1/x, Axis trans: None

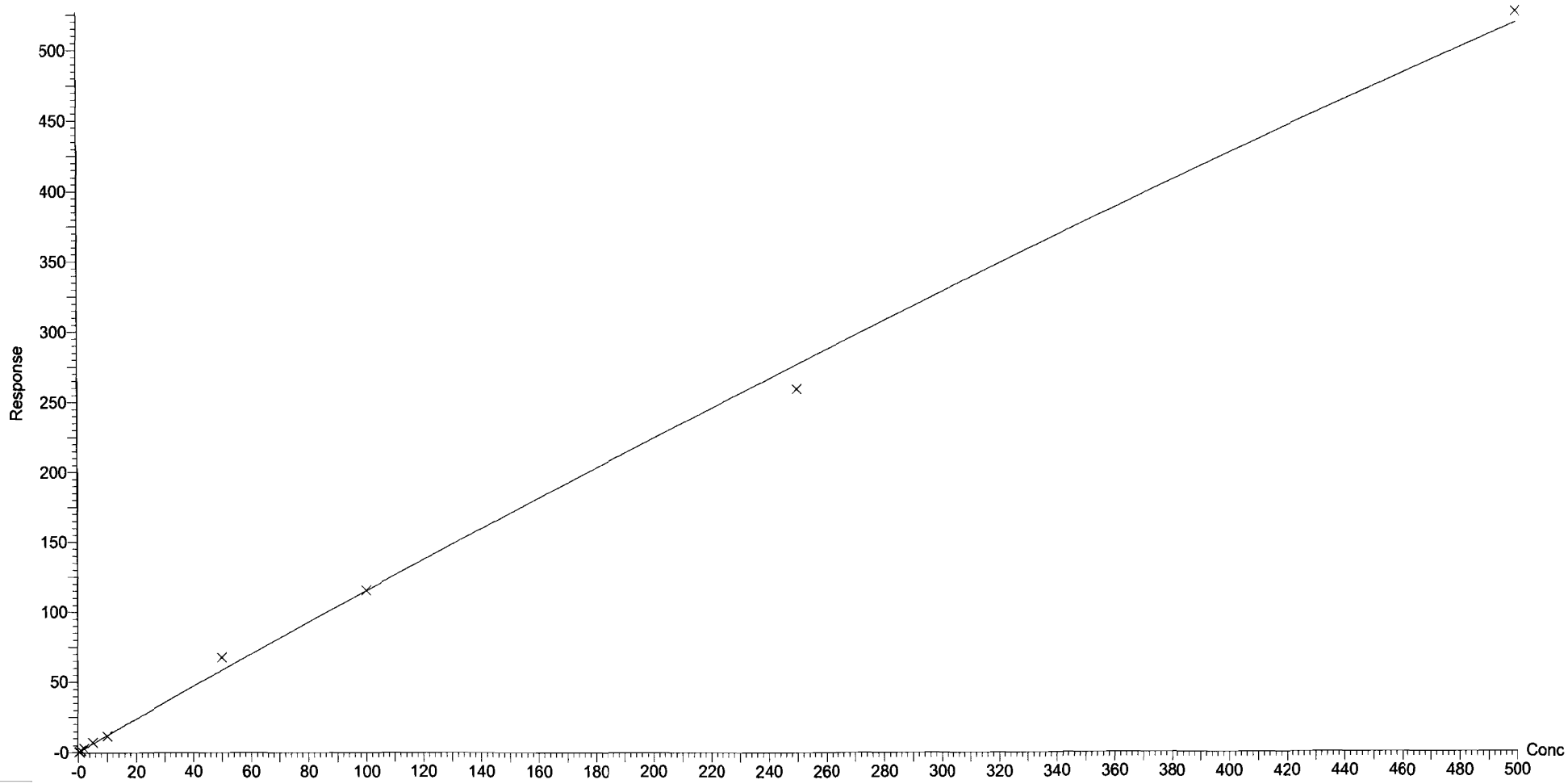

Dataset: F:\Projects\PFAS.PRO\Results\180201M2\180201M2-CRV.qld

Last Altered: Friday, February 02, 2018 08:56:36 Pacific Standard Time
Printed: Friday, February 02, 2018 09:16:02 Pacific Standard Time

Compound name: PFOSA
Correlation coefficient: r = 0.999294, r^2 = 0.998588
Calibration curve: 1.03954 * x + 0.15214
Response type: Internal Std (Ref 43), Area * (IS Conc. / IS Area)
Curve type: Linear, Origin: Exclude, Weighting: 1/x, Axis trans: None

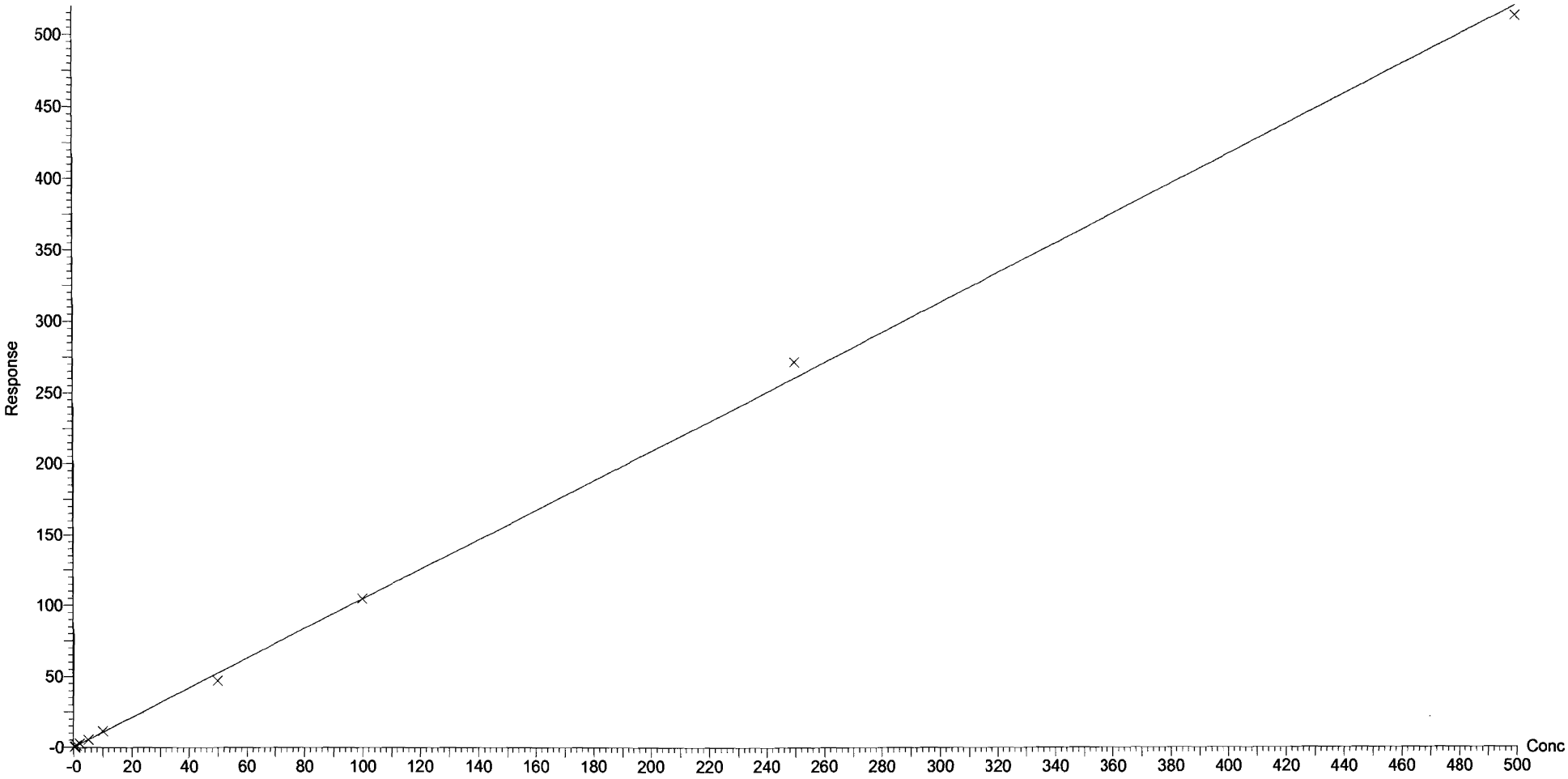

Dataset: F:\Projects\PFAS.PRO\Results\180201M2\180201M2-CRV.qld

Last Altered: Friday, February 02, 2018 08:56:36 Pacific Standard Time
Printed: Friday, February 02, 2018 09:16:02 Pacific Standard Time

Compound name: L-PFOS
Coefficient of Determination: R^2 = 0.999700
Calibration curve: -0.000302712 * x^2 + 1.09506 * x + 0.00573512
Response type: Internal Std (Ref 44), Area * (IS Conc. / IS Area)
Curve type: 2nd Order, Origin: Exclude, Weighting: 1/x, Axis trans: None

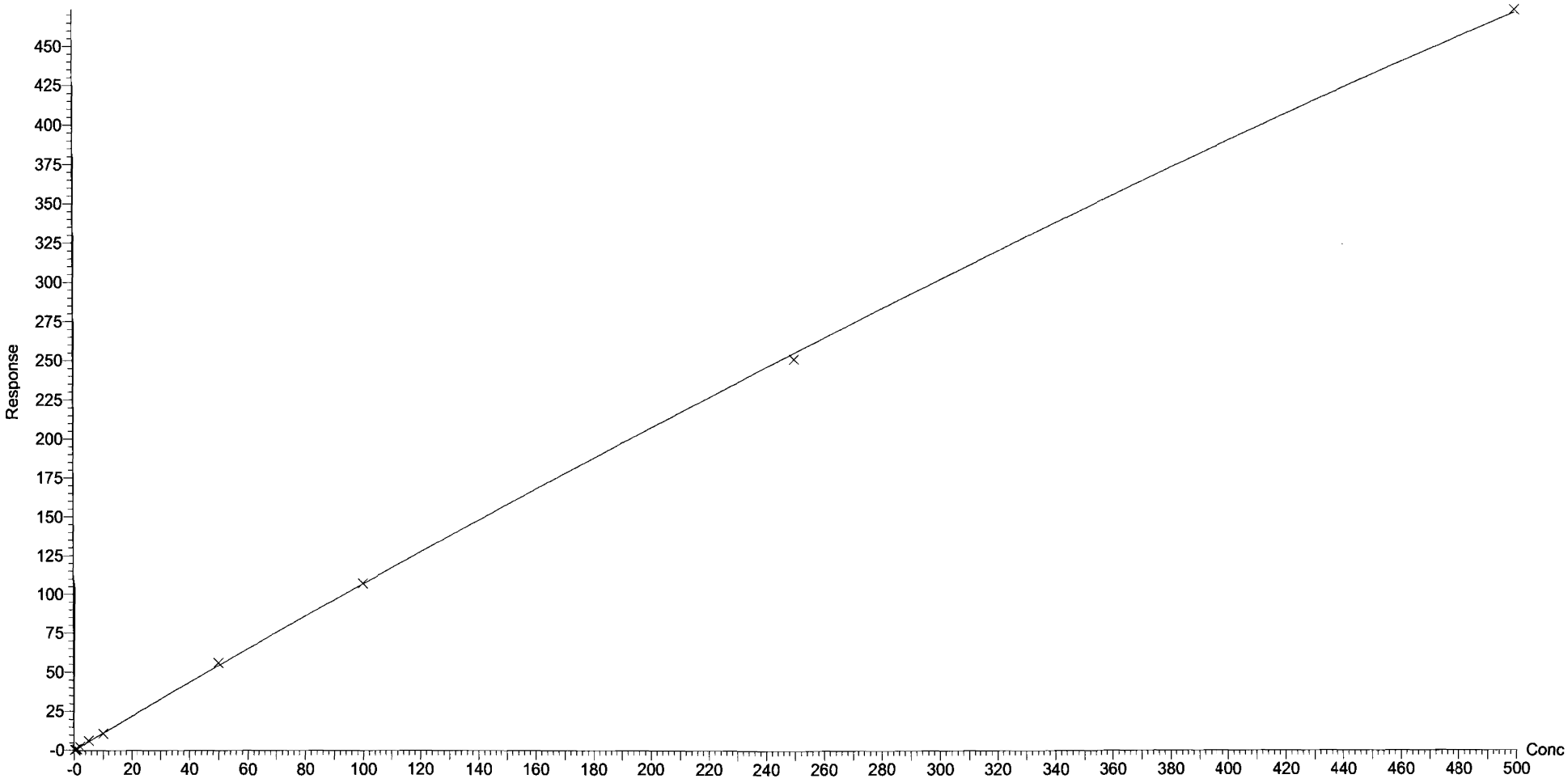

Dataset: F:\Projects\PFAS.PRO\Results\180201M2\180201M2-CRV.qld

Last Altered: Friday, February 02, 2018 08:56:36 Pacific Standard Time
Printed: Friday, February 02, 2018 09:16:02 Pacific Standard Time

Compound name: PFDA
Coefficient of Determination: R^2 = 0.995894
Calibration curve: 5.47654e-006 * x^2 + 1.19216 * x + 0.18128
Response type: Internal Std (Ref 45), Area * (IS Conc. / IS Area)
Curve type: 2nd Order, Origin: Exclude, Weighting: 1/x, Axis trans: None

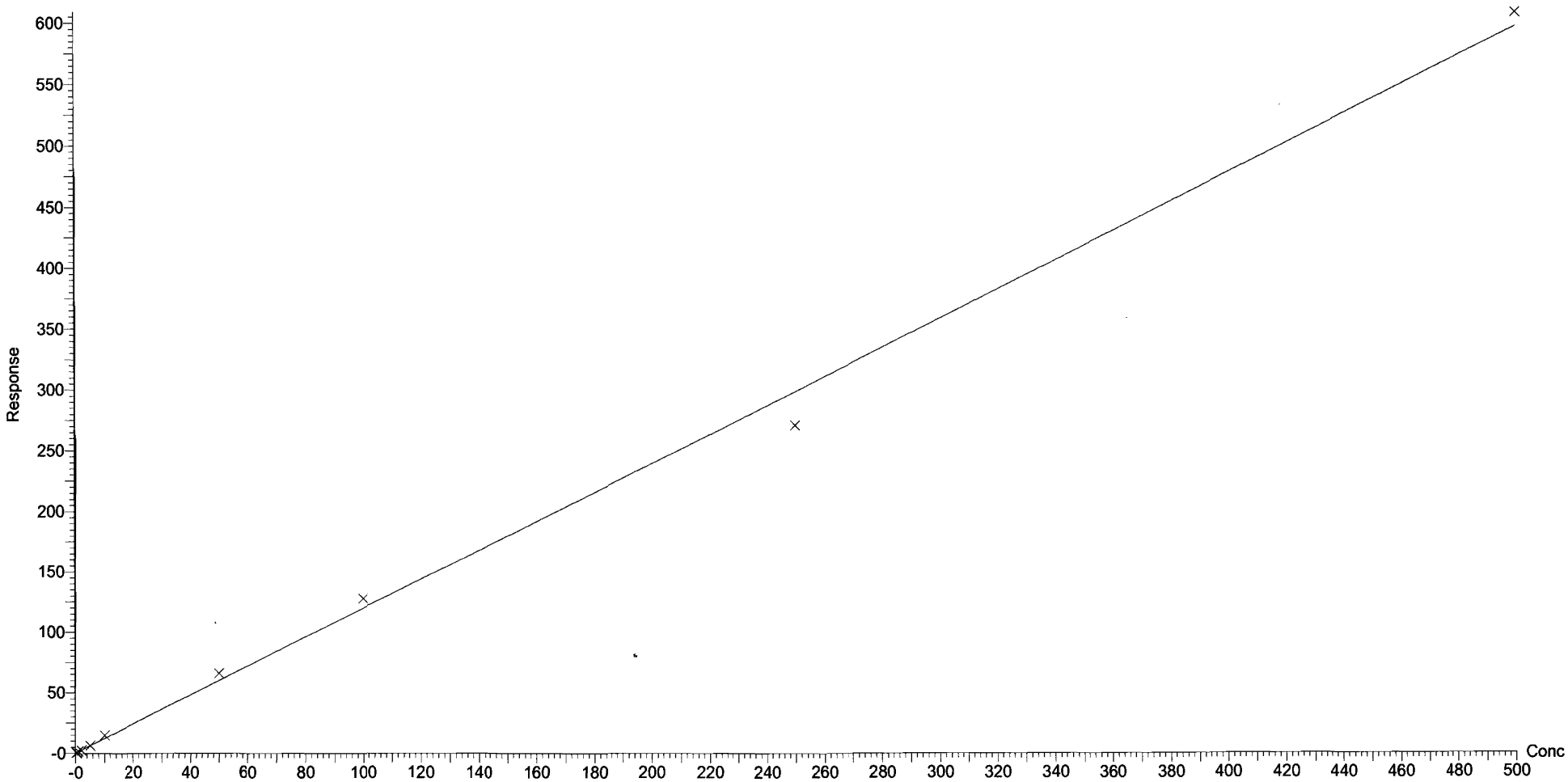

Dataset: F:\Projects\PFAS.PRO\Results\180201M2\180201M2-CRV.qld

Last Altered: Friday, February 02, 2018 08:56:36 Pacific Standard Time
Printed: Friday, February 02, 2018 09:16:02 Pacific Standard Time

Compound name: 8:2 FTS
Coefficient of Determination: R^2 = 0.998259
Calibration curve: -0.000385715 * x^2 + 0.324873 * x + -0.0128103
Response type: Internal Std (Ref 41), Area * (IS Conc. / IS Area)
Curve type: 2nd Order, Origin: Include, Weighting: 1/x, Axis trans: None

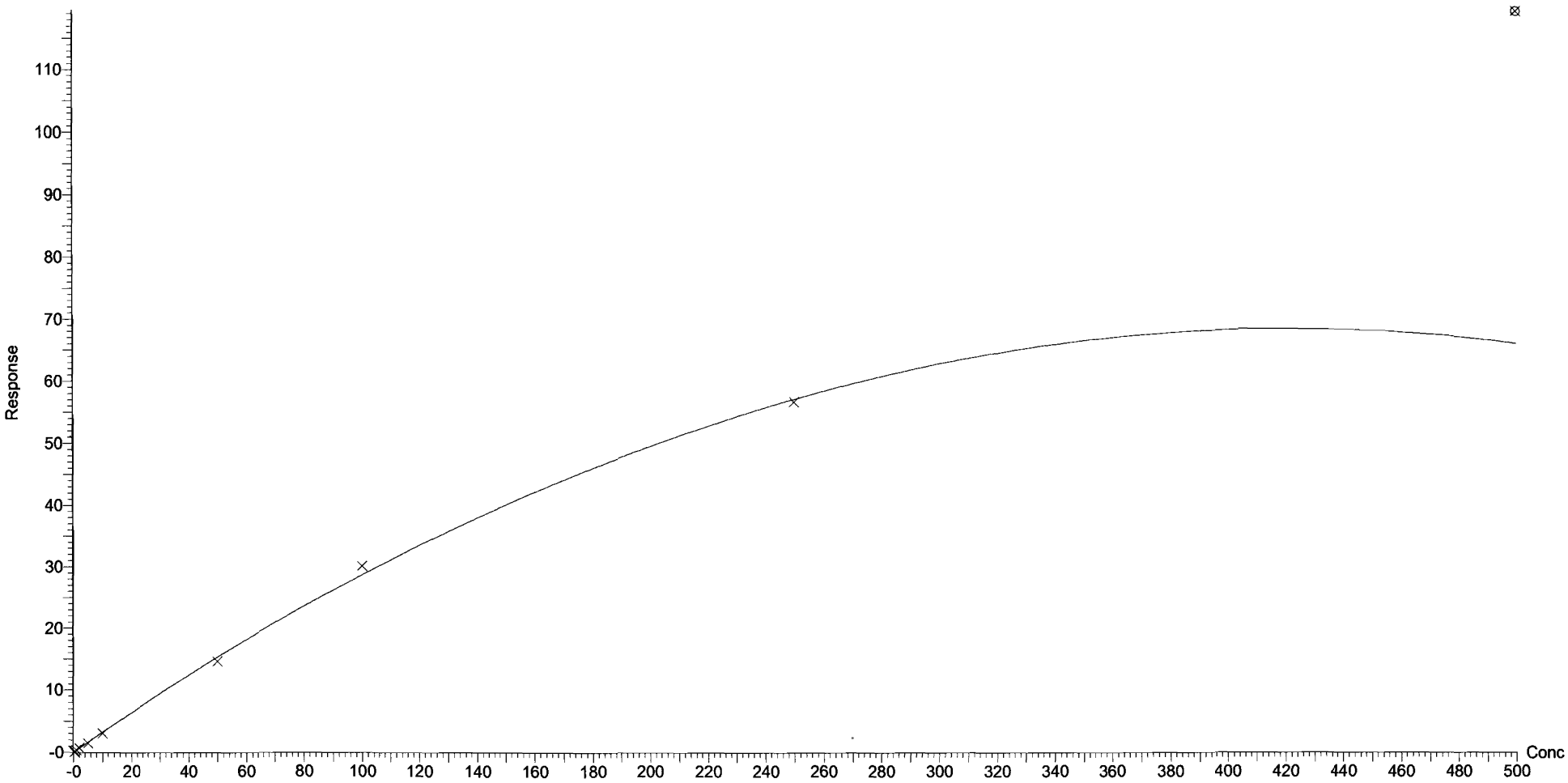

Dataset: F:\Projects\PFAS.PRO\Results\180201M2\180201M2-CRV.qld

Last Altered: Friday, February 02, 2018 08:56:36 Pacific Standard Time
Printed: Friday, February 02, 2018 09:16:02 Pacific Standard Time

Compound name: PFNS
Coefficient of Determination: R^2 = 0.998790
Calibration curve: -0.000310309 * x^2 + 0.89006 * x + 0.0327266
Response type: Internal Std (Ref 44), Area * (IS Conc. / IS Area)
Curve type: 2nd Order, Origin: Exclude, Weighting: 1/x, Axis trans: None

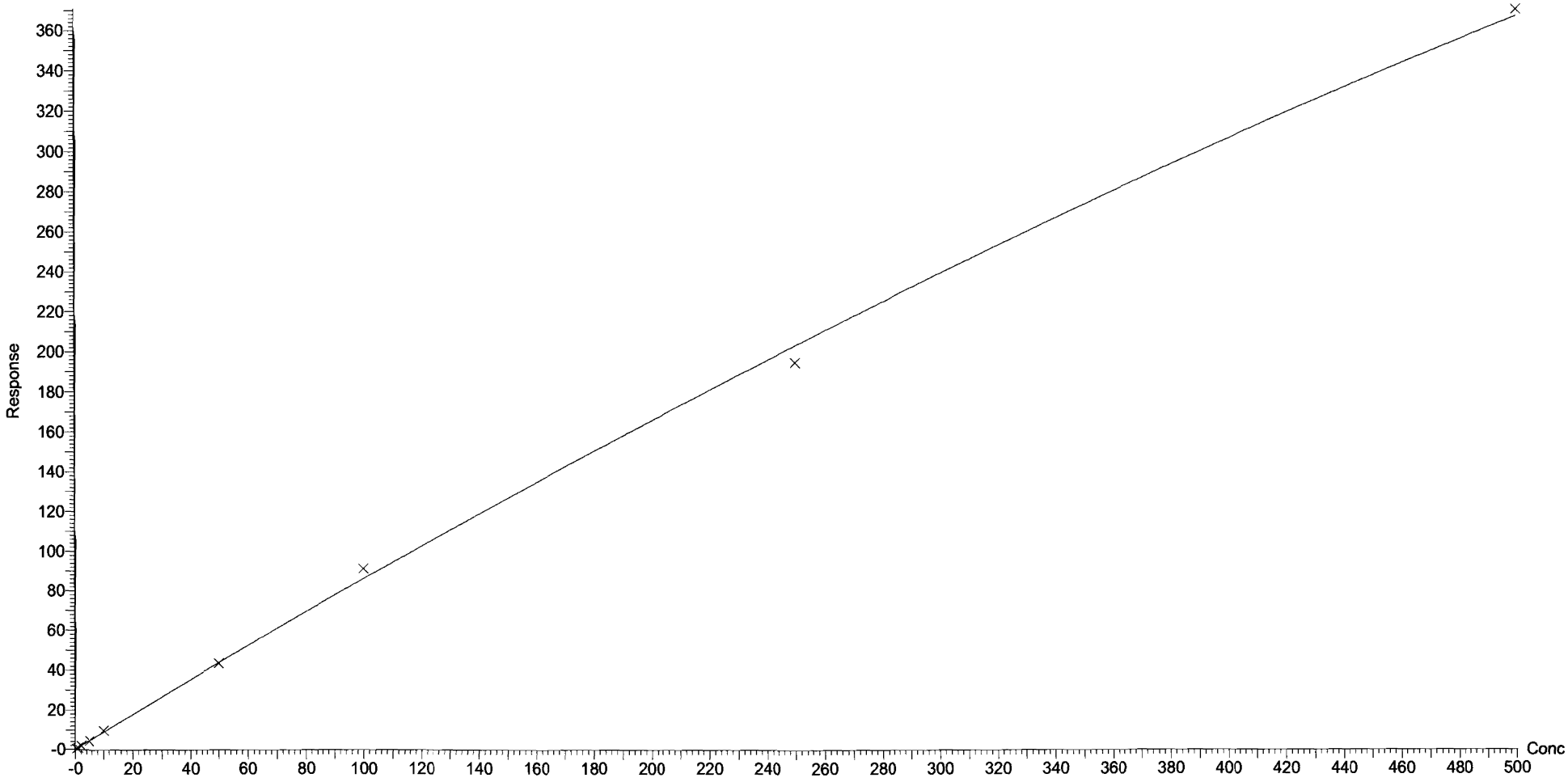

Dataset: F:\Projects\PFAS.PRO\Results\180201M2\180201M2-CRV.qld

Last Altered: Friday, February 02, 2018 08:56:36 Pacific Standard Time
Printed: Friday, February 02, 2018 09:16:02 Pacific Standard Time

Compound name: N-MeFOSAA
Coefficient of Determination: R^2 = 0.998624
Calibration curve: -0.000363125 * x^2 + 1.42776 * x + -0.075006
Response type: Internal Std (Ref 47), Area * (IS Conc. / IS Area)
Curve type: 2nd Order, Origin: Include, Weighting: 1/x, Axis trans: None

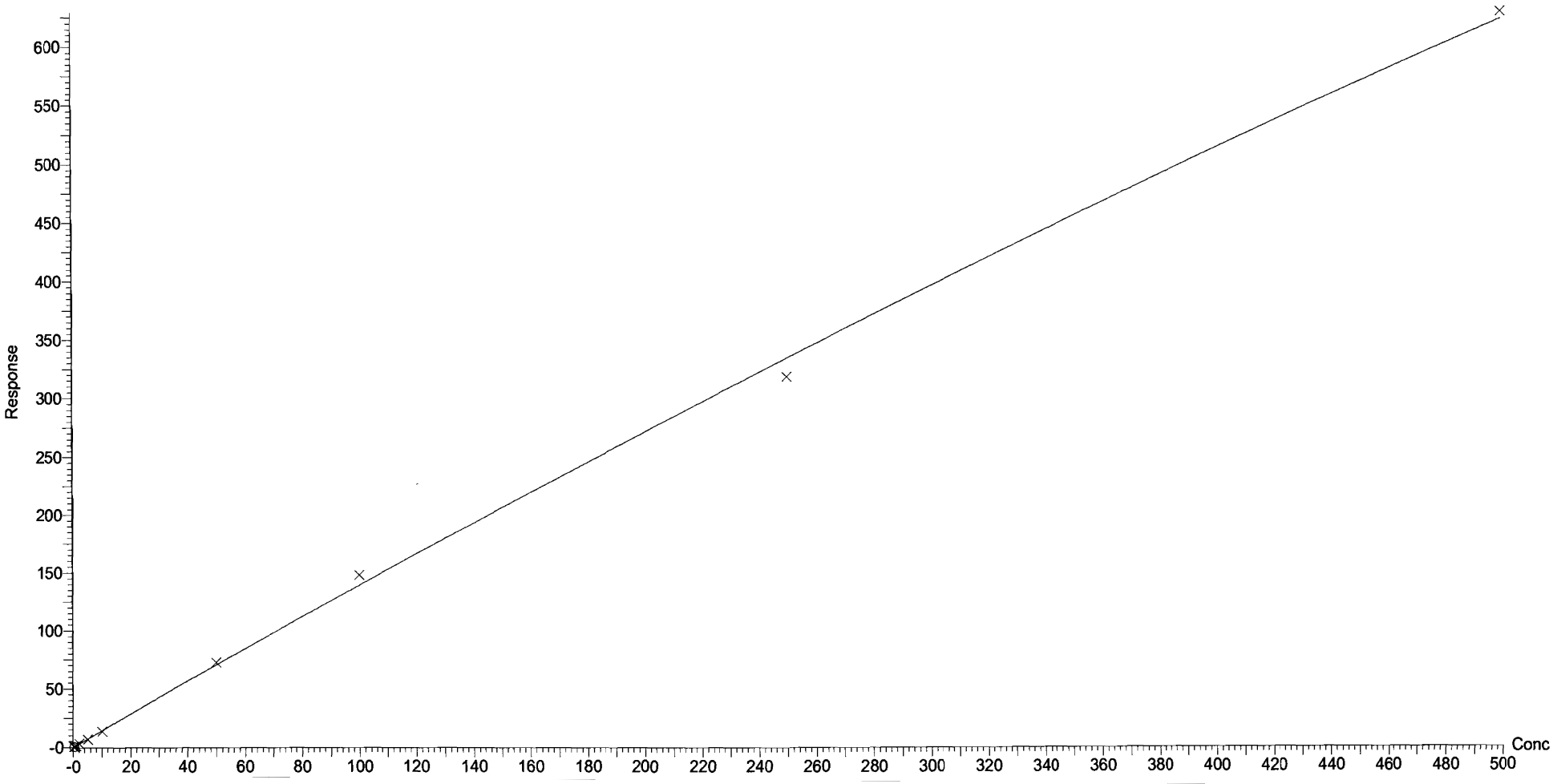

Dataset: F:\Projects\PFAS.PRO\Results\180201M2\180201M2-CRV.qld

Last Altered: Friday, February 02, 2018 08:56:36 Pacific Standard Time
Printed: Friday, February 02, 2018 09:16:02 Pacific Standard Time

Compound name: N-EtFOSAA
Coefficient of Determination: R^2 = 0.999653
Calibration curve: -0.000347341 * x^2 + 1.08324 * x + -0.0568299
Response type: Internal Std (Ref 48), Area * (IS Conc. / IS Area)
Curve type: 2nd Order, Origin: Include, Weighting: 1/x, Axis trans: None

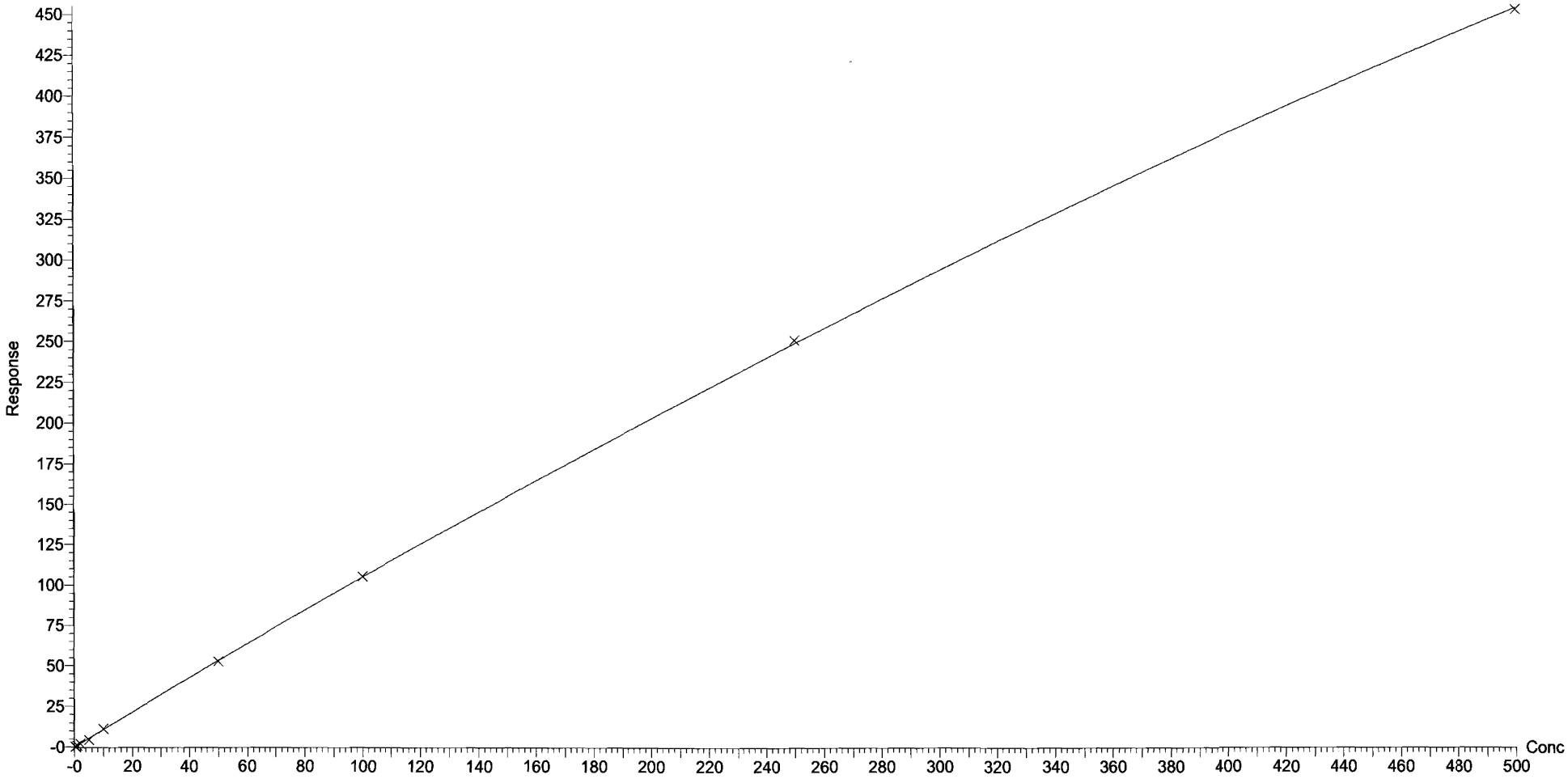

Dataset: F:\Projects\PFAS.PRO\Results\180201M2\180201M2-CRV.qld

Last Altered: Friday, February 02, 2018 08:56:36 Pacific Standard Time
Printed: Friday, February 02, 2018 09:16:02 Pacific Standard Time

Compound name: PFUdA
Coefficient of Determination: R^2 = 0.997854
Calibration curve: -0.000256831 * x^2 + 1.1318 * x + 0.0323822
Response type: Internal Std (Ref 49), Area * (IS Conc. / IS Area)
Curve type: 2nd Order, Origin: Exclude, Weighting: 1/x, Axis trans: None

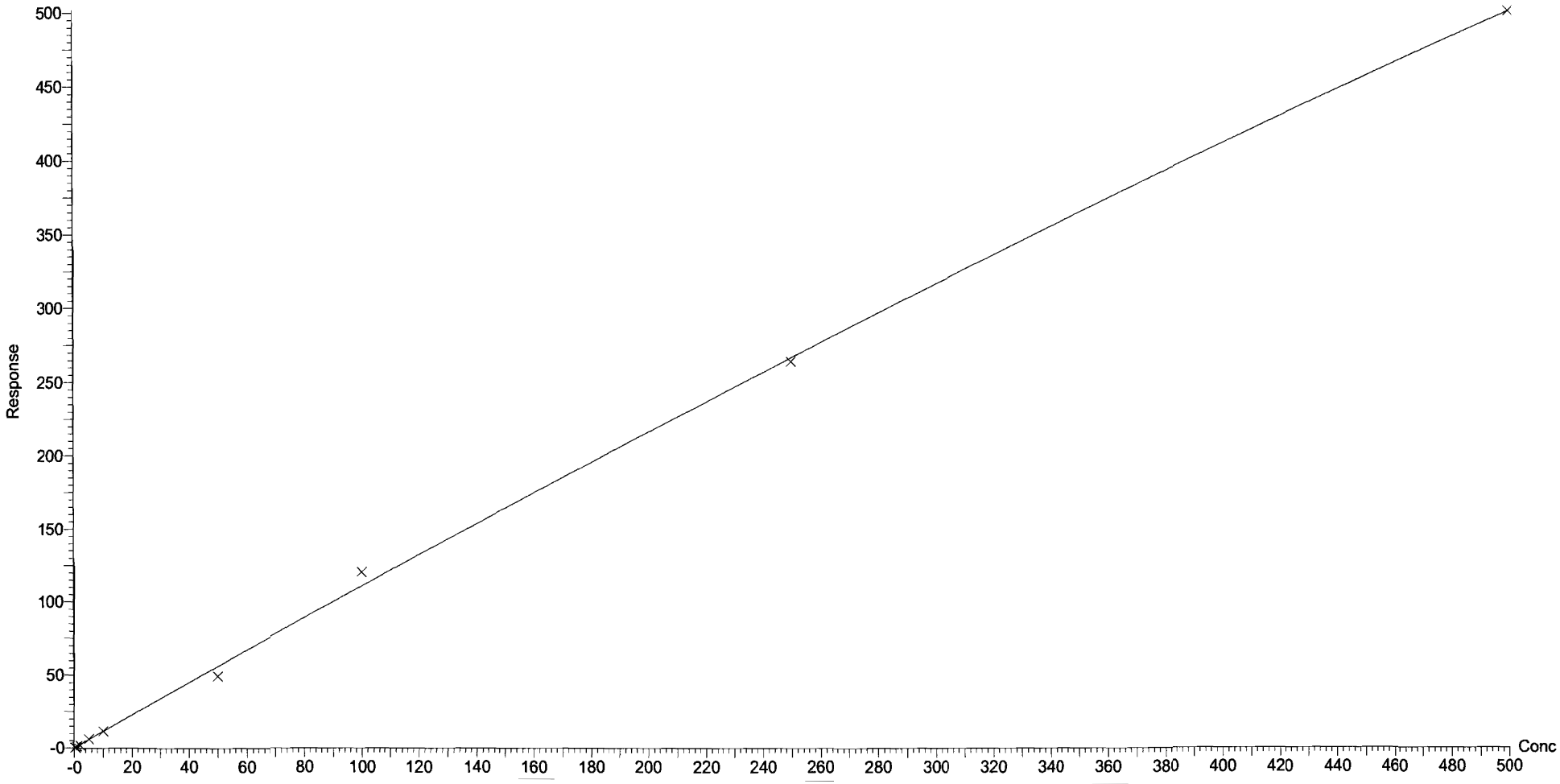

Dataset: F:\Projects\PFAS.PRO\Results\180201M2\180201M2-CRV.qld

Last Altered: Friday, February 02, 2018 08:56:36 Pacific Standard Time
Printed: Friday, February 02, 2018 09:16:02 Pacific Standard Time

Compound name: PFDS
Coefficient of Determination: R^2 = 0.994051
Calibration curve: -1.47e-005 * x^2 + 0.346528 * x + -0.012366
Response type: Internal Std (Ref 50), Area * (IS Conc. / IS Area)
Curve type: 2nd Order, Origin: Exclude, Weighting: 1/x, Axis trans: None

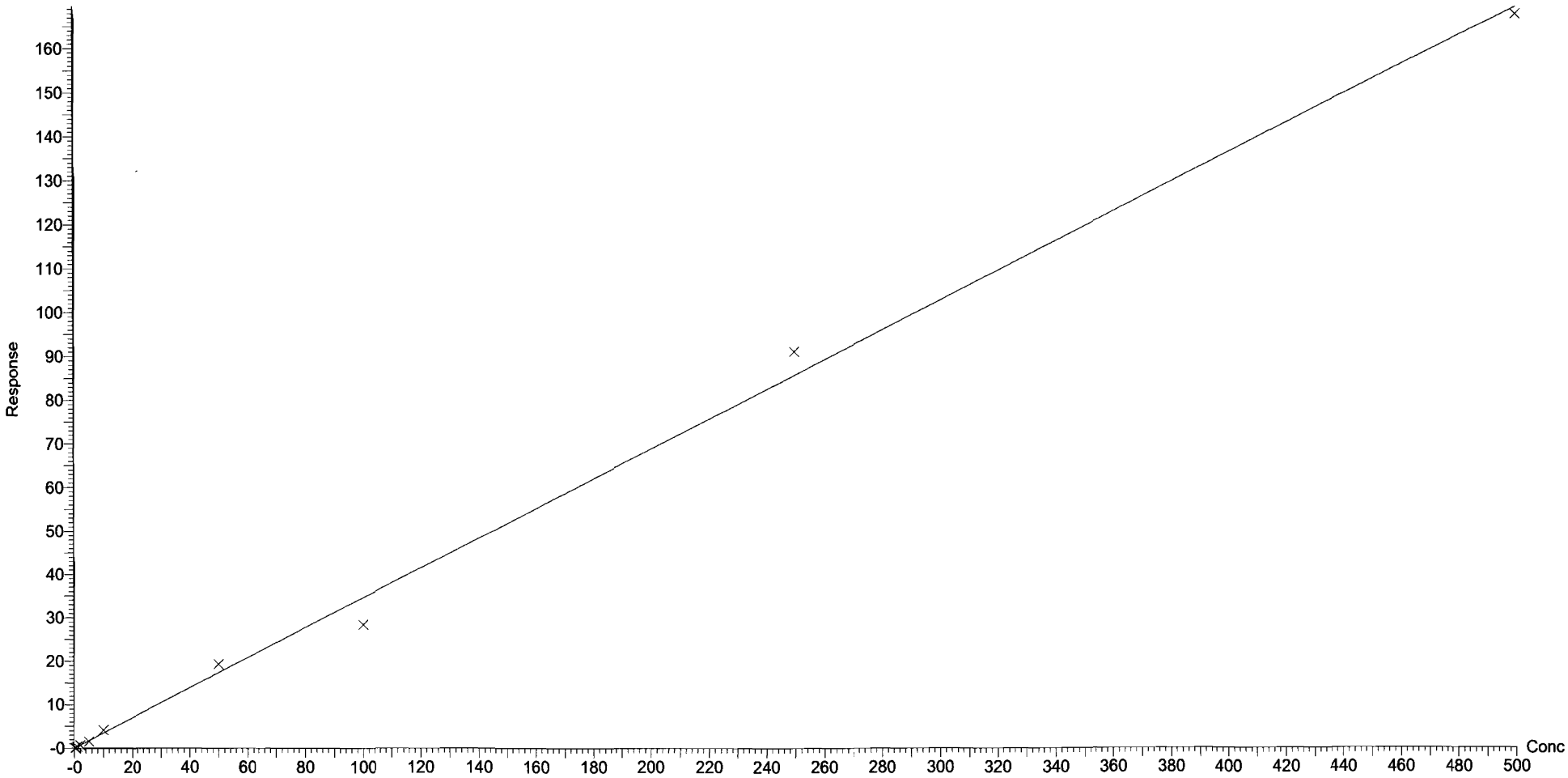

Dataset: F:\Projects\PFAS.PRO\Results\180201M2\180201M2-CRV.qld

Last Altered: Friday, February 02, 2018 08:56:36 Pacific Standard Time
Printed: Friday, February 02, 2018 09:16:02 Pacific Standard Time

Compound name: PFDoA
Coefficient of Determination: R^2 = 0.997264
Calibration curve: -0.000708969 * x^2 + 1.83544 * x + -0.0621147
Response type: Internal Std (Ref 50), Area * (IS Conc. / IS Area)
Curve type: 2nd Order, Origin: Exclude, Weighting: 1/x, Axis trans: None

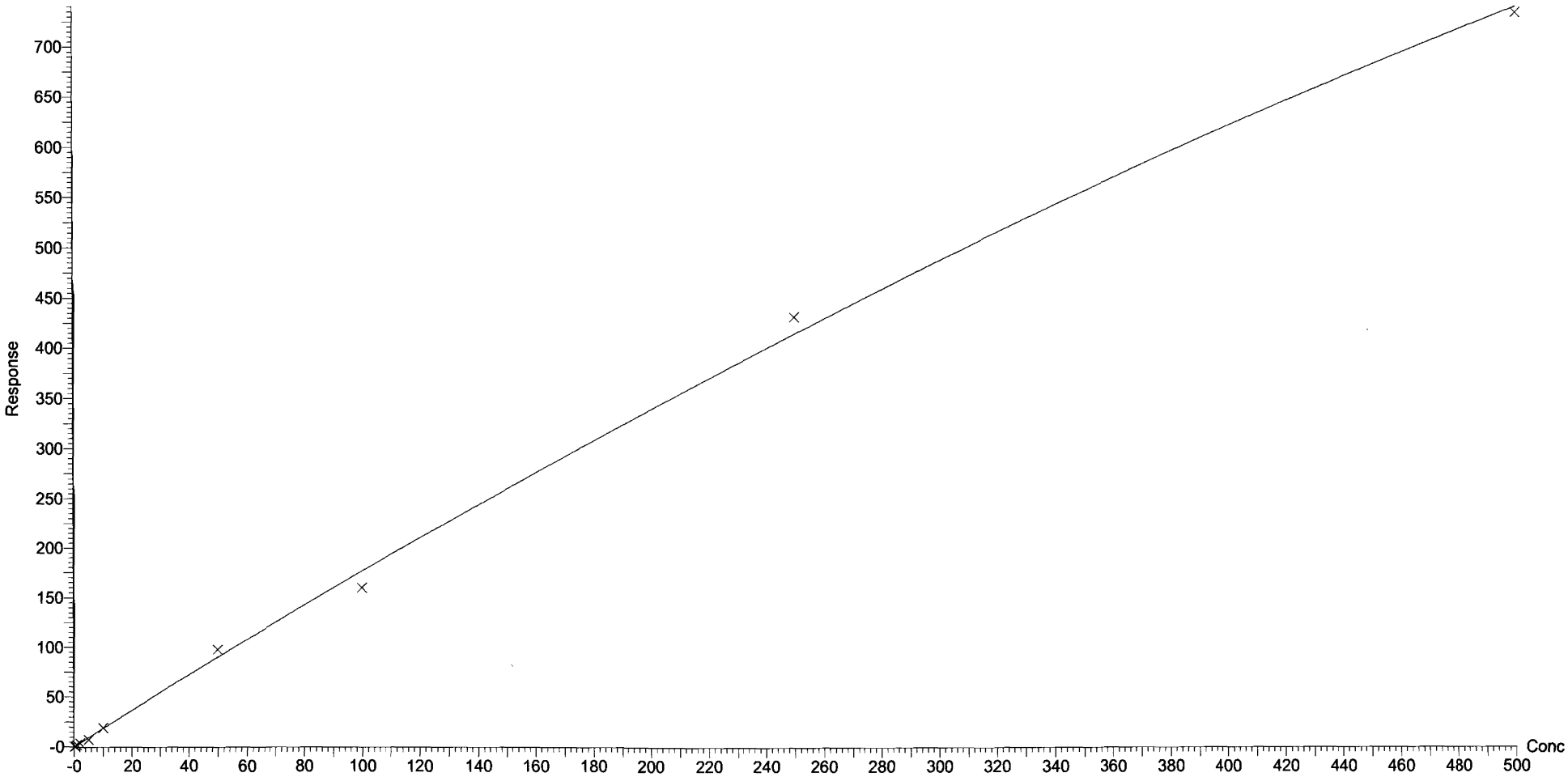

Dataset: F:\Projects\PFAS.PRO\Results\180201M2\180201M2-CRV.qld

Last Altered: Friday, February 02, 2018 08:56:36 Pacific Standard Time
Printed: Friday, February 02, 2018 09:16:02 Pacific Standard Time

Compound name: N-MeFOSA
Correlation coefficient: r = 0.998754, r^2 = 0.997509
Calibration curve: 0.965539 * x + 0.338146
Response type: Internal Std (Ref 51), Area * (IS Conc. / IS Area)
Curve type: Linear, Origin: Include, Weighting: 1/x, Axis trans: None

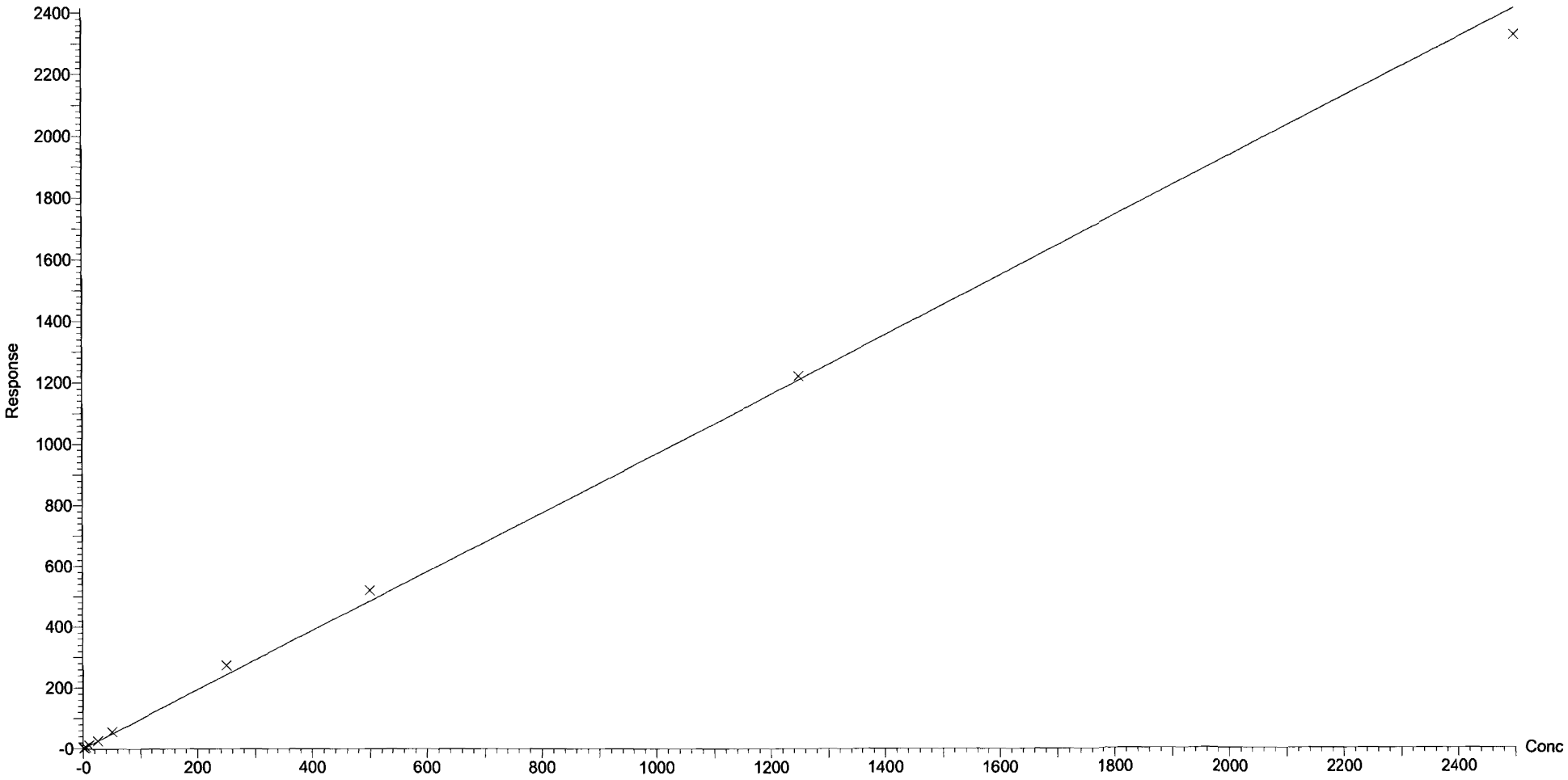

Dataset: F:\Projects\PFAS.PRO\Results\180201M2\180201M2-CRV.qld

Last Altered: Friday, February 02, 2018 08:56:36 Pacific Standard Time
Printed: Friday, February 02, 2018 09:16:02 Pacific Standard Time

Compound name: PFTrDA
Coefficient of Determination: R^2 = 0.998862
Calibration curve: -0.00612122 * x^2 + 4.14698 * x + 0.107854
Response type: Internal Std (Ref 52), Area * (IS Conc. / IS Area)
Curve type: 2nd Order, Origin: Exclude, Weighting: 1/x, Axis trans: None

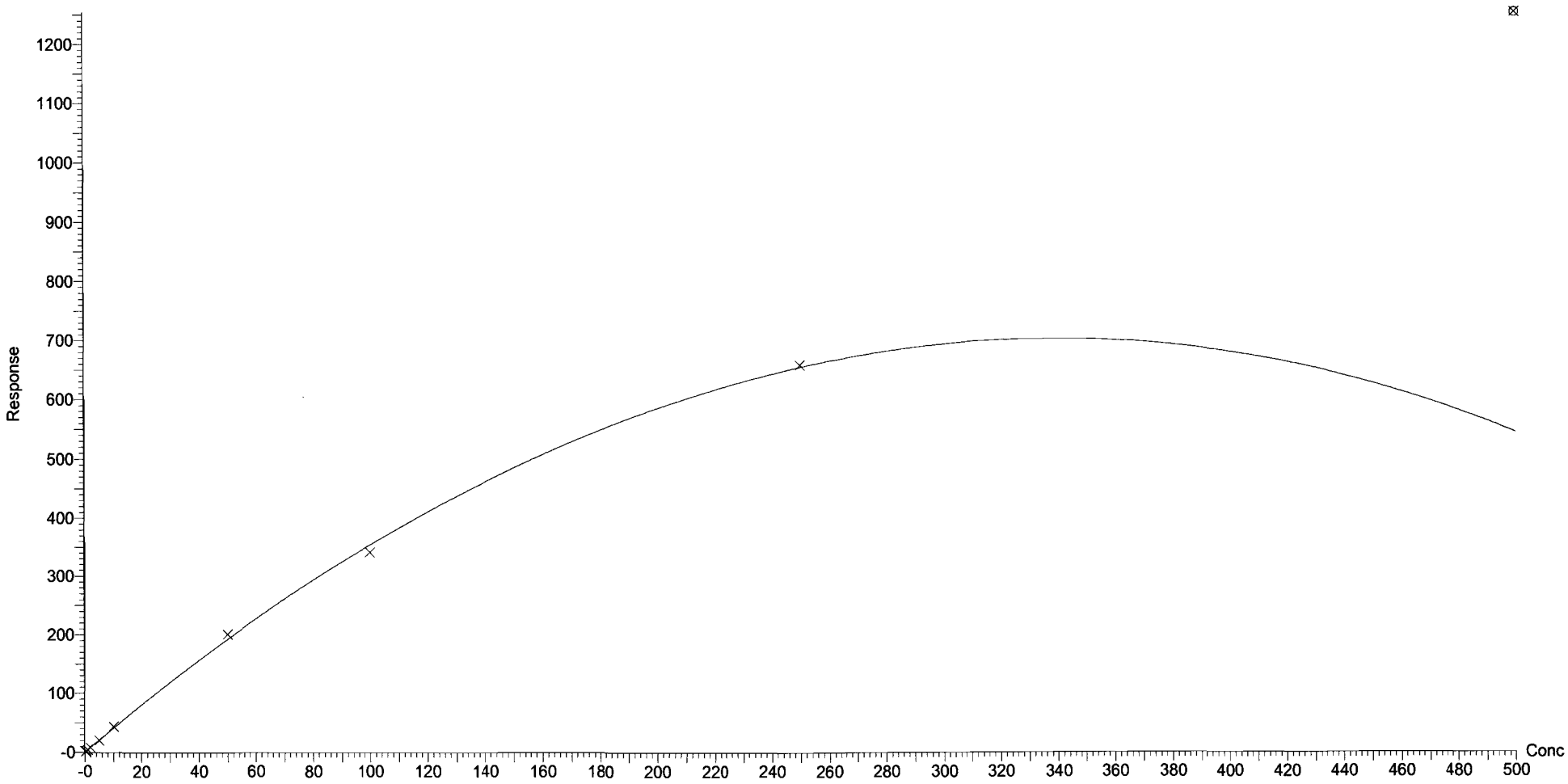

Vista Analytical Laboratory Q1

Dataset: F:\Projects\PFAS.PRO\Results\180201M2\180201M2-CRV.qld

Last Altered: Friday, February 02, 2018 08:56:36 Pacific Standard Time
Printed: Friday, February 02, 2018 09:16:02 Pacific Standard Time

Compound name: PFTeDA
Coefficient of Determination: R^2 = 0.996729
Calibration curve: -0.00151355 * x^2 + 2.14066 * x + 0.339985
Response type: Internal Std (Ref 52), Area * (IS Conc. / IS Area)
Curve type: 2nd Order, Origin: Exclude, Weighting: 1/x, Axis trans: None

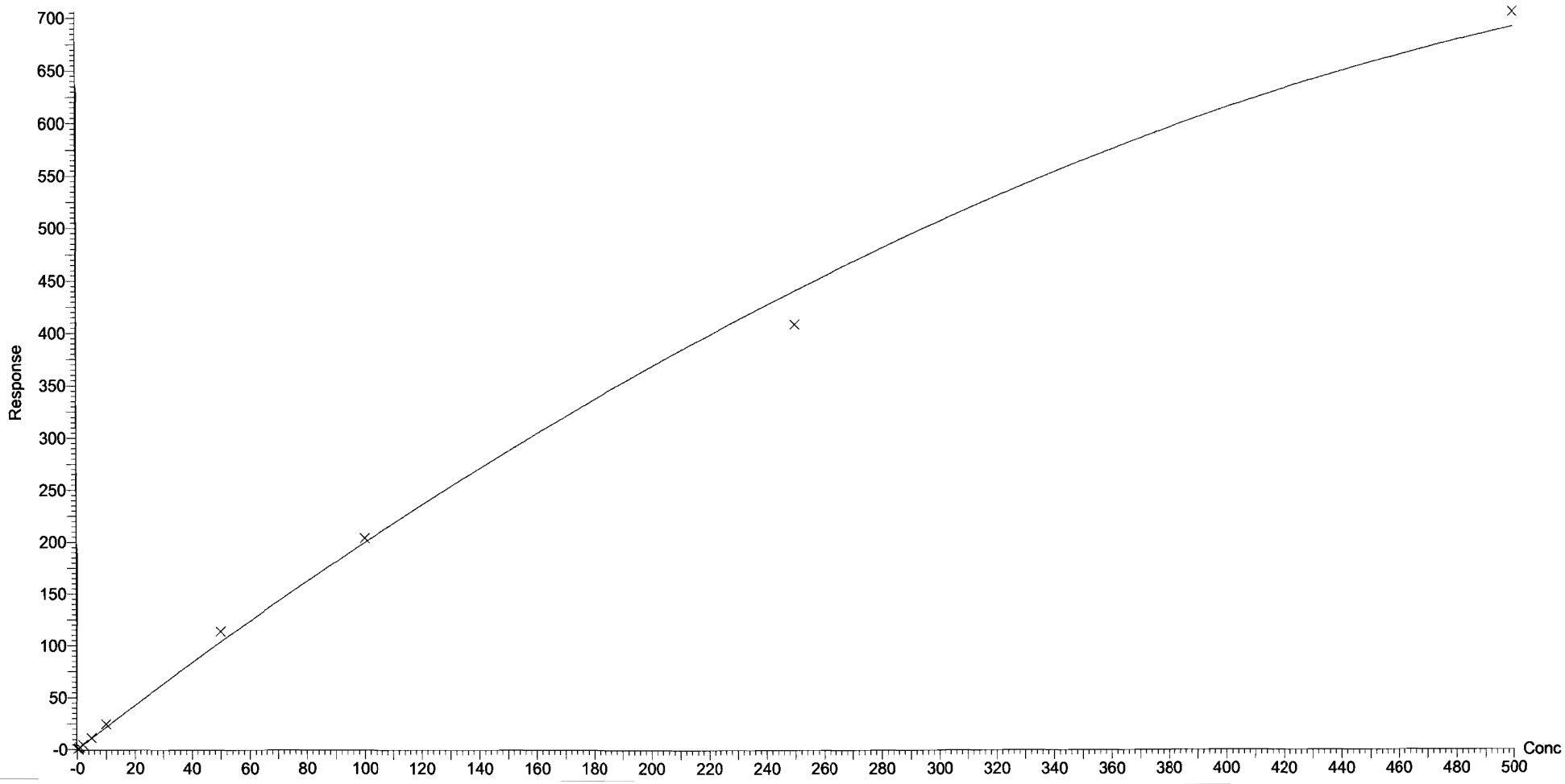

Dataset: F:\Projects\PFAS.PRO\Results\180201M2\180201M2-CRV.qld

Last Altered: Friday, February 02, 2018 08:56:36 Pacific Standard Time
Printed: Friday, February 02, 2018 09:16:02 Pacific Standard Time

Compound name: N-EtFOSA
Coefficient of Determination: R^2 = 0.999817
Calibration curve: -3.34121e-006 * x^2 + 0.865695 * x + 0.289617
Response type: Internal Std (Ref 53), Area * (IS Conc. / IS Area)
Curve type: 2nd Order, Origin: Exclude, Weighting: 1/x, Axis trans: None

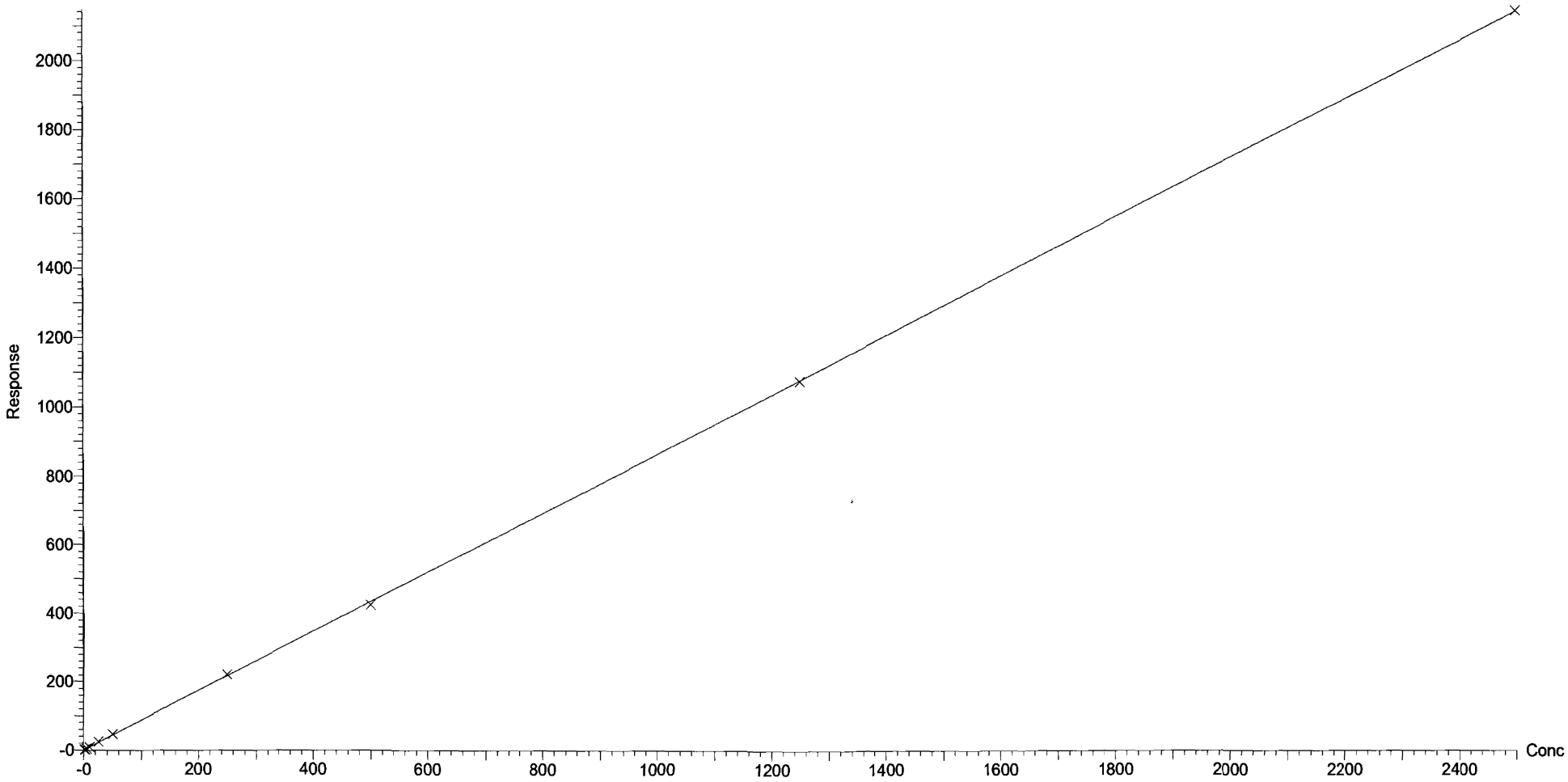

Dataset: F:\Projects\PFAS.PRO\Results\180201M2\180201M2-CRV.qld

Last Altered: Friday, February 02, 2018 08:56:36 Pacific Standard Time
Printed: Friday, February 02, 2018 09:16:02 Pacific Standard Time

Compound name: PFHxDA
Coefficient of Determination: R^2 = 0.999282
Calibration curve: -0.000546352 * x^2 + 0.663826 * x + 0.129998
Response type: Internal Std (Ref 54), Area * (IS Conc. / IS Area)
Curve type: 2nd Order, Origin: Exclude, Weighting: 1/x, Axis trans: None

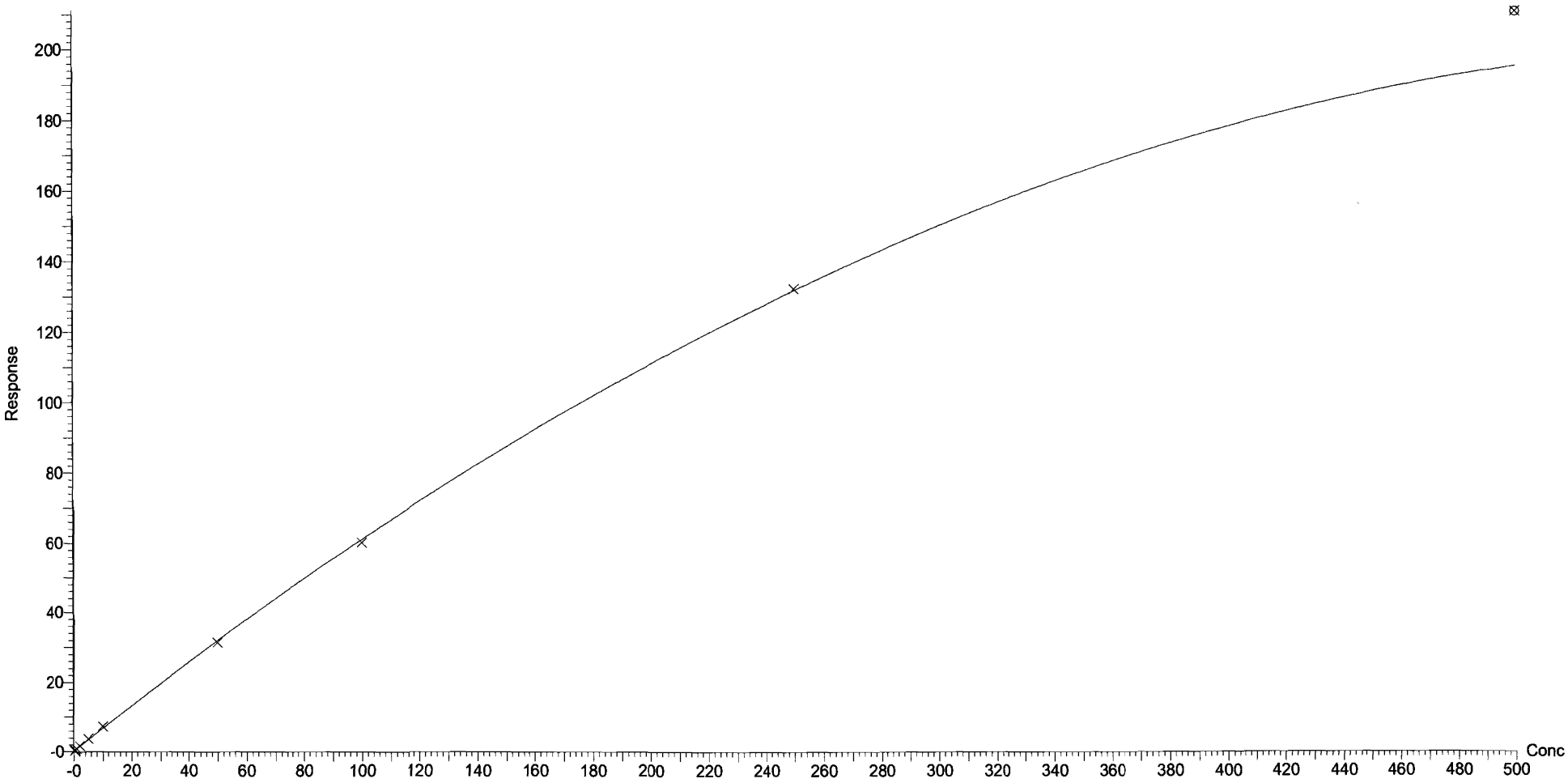

Dataset: F:\Projects\PFAS.PRO\Results\180201M2\180201M2-CRV.qld

Last Altered: Friday, February 02, 2018 08:56:36 Pacific Standard Time
Printed: Friday, February 02, 2018 09:16:02 Pacific Standard Time

Compound name: PFODA
Coefficient of Determination: R^2 = 0.999107
Calibration curve: -0.000503172 * x^2 + 0.717508 * x + 0.0259502
Response type: Internal Std (Ref 54), Area * (IS Conc. / IS Area)
Curve type: 2nd Order, Origin: Include, Weighting: 1/x, Axis trans: None

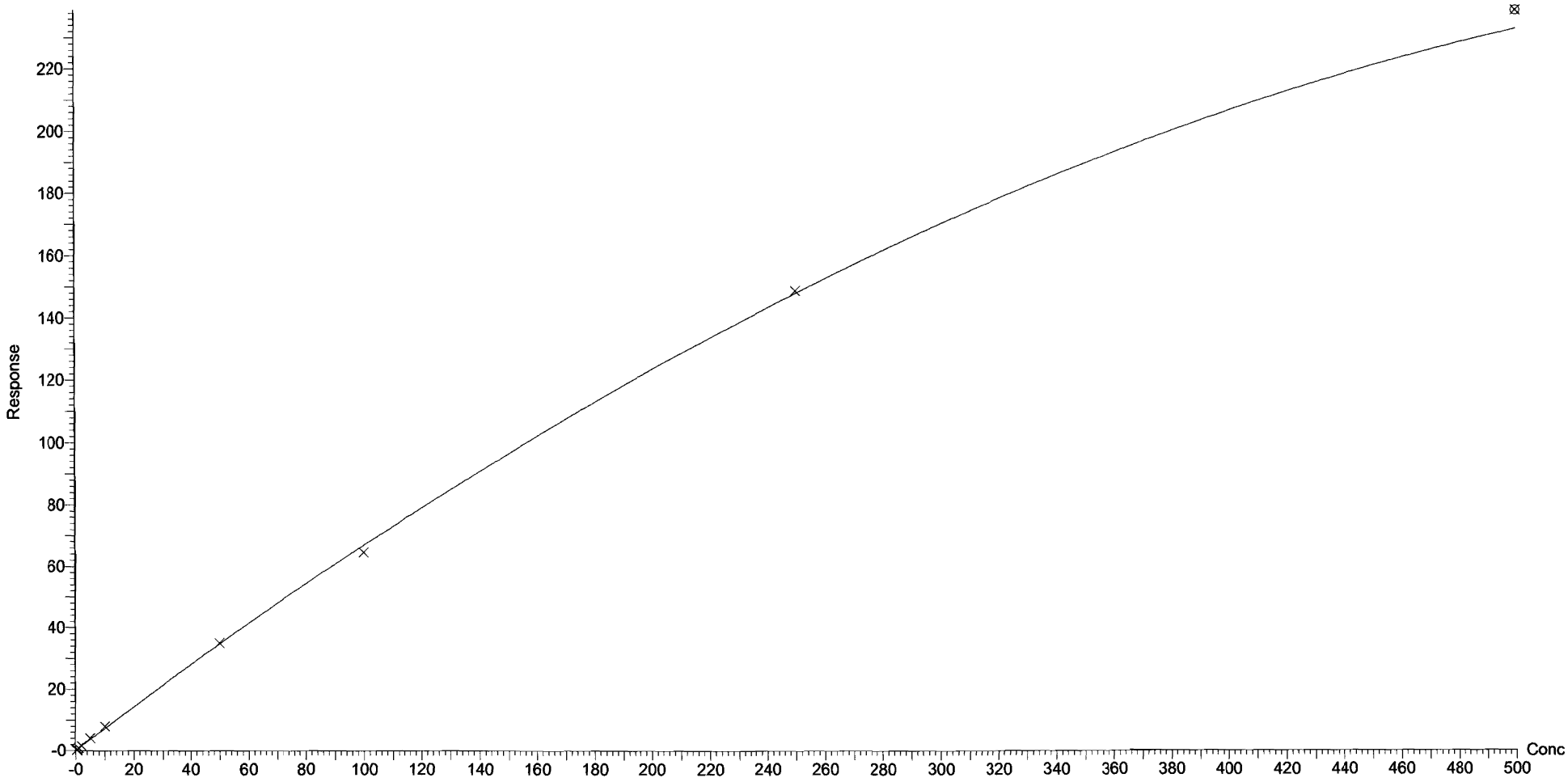

Dataset: F:\Projects\PFAS.PRO\Results\180201M2\180201M2-CRV.qld

Last Altered: Friday, February 02, 2018 08:56:36 Pacific Standard Time
Printed: Friday, February 02, 2018 09:16:02 Pacific Standard Time

Compound name: N-MeFOSE
Coefficient of Determination: R^2 = 0.997739
Calibration curve: -0.000734466 * x^2 + 1.13064 * x + 0.263653
Response type: Internal Std (Ref 55), Area * (IS Conc. / IS Area)
Curve type: 2nd Order, Origin: Exclude, Weighting: 1/x, Axis trans: None

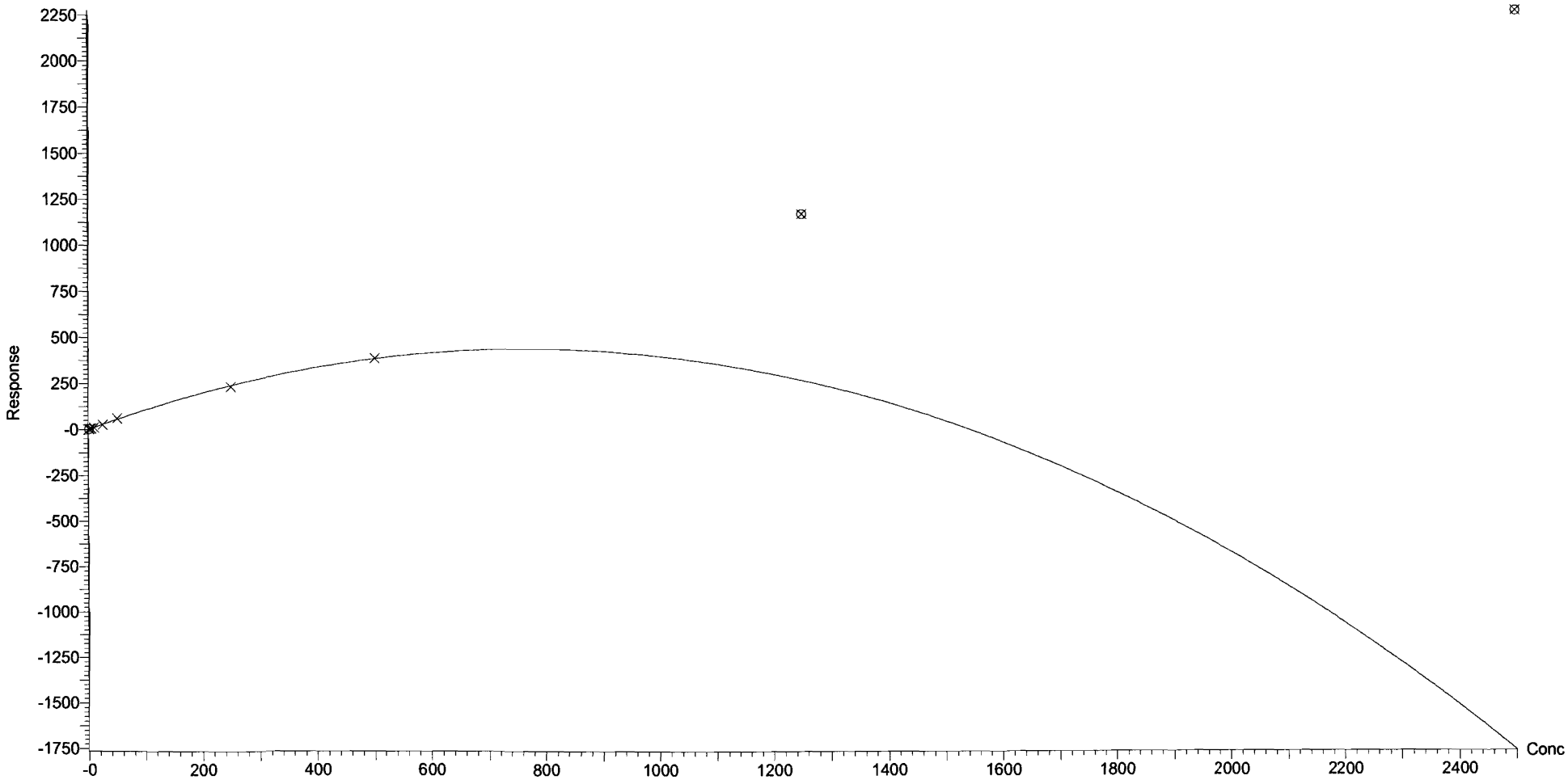

Vista Analytical Laboratory Q1

Dataset: F:\Projects\PFAS.PRO\Results\180201M2\180201M2-CRV.qld

Last Altered: Friday, February 02, 2018 08:56:36 Pacific Standard Time
Printed: Friday, February 02, 2018 09:16:02 Pacific Standard Time

Compound name: N-EtFOSE
Correlation coefficient: r = 0.999435, r^2 = 0.998871
Calibration curve: 1.19168 * x + -0.396104
Response type: Internal Std (Ref 56), Area * (IS Conc. / IS Area)
Curve type: Linear, Origin: Exclude, Weighting: 1/x, Axis trans: None

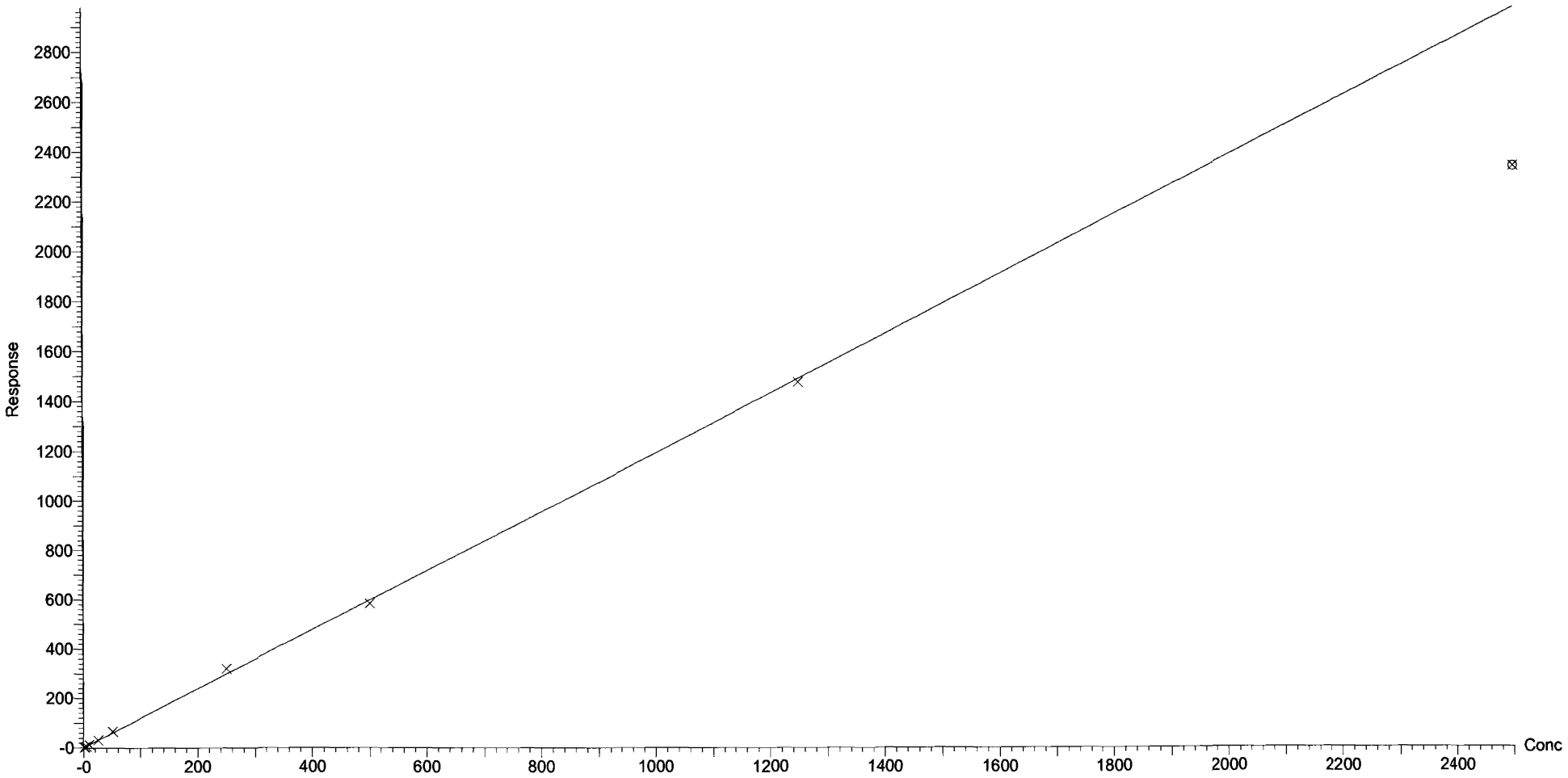

Vista Analytical Laboratory

Dataset: F:\Projects\PFAS.PRO\Results\180201M2\180201M2-13.qld

Last Altered: Friday, February 02, 2018 09:04:08 Pacific Standard Time
Printed: Friday, February 02, 2018 09:25:15 Pacific Standard Time

(A) No SS available.

AC 2/2/18
JA. 02/02/2018

Method: F:\Projects\PFAS.PRO\MethDB\PFAS_FULL_80C_020118.mdb 02 Feb 2018 09:02:54
Calibration: F:\Projects\PFAS.PRO\CurveDB\C18_VAL-PFAS_Q4_02-01-18-FULL.cdb 02 Feb 2018 08:56:36

Name: 180201M2_13, Date: 01-Feb-2018, Time: 12:58:32, ID: ICV180201M2-1 PFC ICV 18A3006, Description: PFC ICV 18A3006

	#	Name	Trace	Area	IS Area	RRF	Divisor1	Pred.RT	RT	y Axis Resp.	Conc.	%Rec
1	1	PFBA	213.0 > 168.8	9.45e3	9.30e3		1.0000	1.73	1.71	12.7	10.99	109.9
2	2	PFPeA	263.1 > 218.9	9.30e3	1.10e4		1.0000	2.70	2.69	10.6	11.34	113.4
3	3	PFBS	299.0 > 79.7	2.02e3	1.44e3		1.0000	2.98	2.96	17.5	11.43	114.3
4	4	4:2 FTS	327.2>307.2	2.30e3	1.44e3		1.0000	3.38	3.37	20.0	12.23	122.3
5	5	PFHxA	313.2 > 268.9	1.14e4	3.43e3		1.0000	3.48	3.46	16.6	10.93	109.3
6	6	PFPeS	349.1>80.1	2.42e3	1.44e3		1.0000	3.67	3.65	21.0	10.97	109.7
7	7	PFHpA	363.0 > 318.9	8.90e3	8.26e3		1.0000	4.10	4.09	13.5	10.08	100.8
8	8	L-PFHxS	398.9 > 79.6	1.35e3	1.02e3		1.0000	4.24	4.23	16.5	9.826	98.3
9	10	6:2 FTS	427.1 > 407	3.02e3	1.18e4		1.0000	4.56	4.54	3.19	12.15	121.5
10	11	L-PFOA	413 > 368.7	1.00e4	1.18e4		1.0000	4.61	4.59	10.6	10.85	108.5
11	13	PFHpS	449 > 80.0	2.65e3	3.11e3		1.0000	4.71	4.69	10.6	10.52	105.2
12	14	PFNA	463.0 > 418.8	1.20e4	1.14e4		1.0000	5.04	5.02	13.2	11.15	111.5
13	15	PFOSA	498.1 > 77.8	2.46e3	2.90e3		1.0000	5.09	5.08	10.6	10.05	100.5
14	16	L-PFOS	499 > 79.9	2.09e3	3.11e3		1.0000	5.11	5.10	8.38	7.667	76.7
15	18	PFDA	513 > 468.8	1.20e4	1.21e4		1.0000	5.40	5.39	12.4	10.23	102.3
16	19	8:2 FTS	527 > 506.9	2.83e3	1.18e4		1.0000	5.38	5.36	2.99	9.336	93.4
17	20	PFNS	549.1>80.1	2.29e3	3.11e3		1.0000	5.46	5.44	9.20	10.33	103.3
18	21	N-MeFOSAA	570.1 > 419	5.70e3	5.45e3		1.0000	5.55	5.53	13.1	9.233	92.3
19	22	N-EtFOSAA	584.2 > 419	5.54e3	6.15e3		1.0000	5.70	5.68	11.3	10.49	104.9
20	23	PFUdA	563.0 > 518.9	9.71e3	1.25e4		1.0000	5.72	5.70	9.70	8.562	85.6
21	24	PFDS	598.8 > 80	2.74e3	8.02e3		1.0000	5.76	5.75	4.27	12.36	123.6
22	25	PFDoA	612.9 > 569.0	1.18e4	8.02e3		1.0000	5.99	5.98	18.4	10.11	101.1
23	26	N-MeFOSA	512.1 > 168.9		1.50e4		1.0000	5.93				(A)
24	27	PFTrDA	662.9 > 618.9	1.65e4	5.58e3		1.0000	6.22	6.21	37.1	9.032	90.3
25	28	PFTeDA	712.9 > 668.8	1.05e4	5.58e3		1.0000	6.41	6.40	23.4	10.87	108.7
26	29	N-EtFOSA	526.1 > 168.9		2.29e4		1.0000	6.25				(A)
27	30	PFHxDA	813.1 > 768.6		3.02e3		1.0000	6.69				
28	31	PFODA	913.1 > 868.8		3.02e3		1.0000	6.90				
29	32	N-MeFOSE	616.1 > 58.9		1.51e4		1.0000	6.31				
30	33	N-EtFOSE	630.1 > 58.9		1.95e4		1.0000	6.45				
31	34	13C4-PFBA	216.1 > 171.8	9.30e3	1.12e4	0.880	1.0000	1.73	1.71	10.4	11.80	94.4

70-130

Dataset: F:\Projects\PFAS.PRO\Results\180201M2\180201M2-13.qld

Last Altered: Friday, February 02, 2018 09:04:08 Pacific Standard Time
Printed: Friday, February 02, 2018 09:25:15 Pacific Standard Time

Name: 180201M2_13, Date: 01-Feb-2018, Time: 12:58:32, ID: ICV180201M2-1 PFC ICV 18A3006, Description: PFC ICV 18A3006

	#	Name	Trace	Area	IS Area	RRF	Divisor1	Pred.RT	RT	y Axis Resp.	Conc.	%Rec
32	35	13C3-PFPeA	266. > 221.8	1.10e4	1.16e4	0.894	1.0000	2.70	2.69	11.8	13.20	105.6
33	36	13C3-PFBS	302. > 98.8	1.44e3	1.16e4	0.120	1.0000	2.98	2.96	1.55	12.88	103.1
34	37	13C2-PFHxA	315 > 269.8	3.43e3	1.16e4	0.700	1.0000	3.48	3.46	3.68	5.260	105.2
35	38	13C4-PFHpA	367.2 > 321.8	8.26e3	1.16e4	0.693	1.0000	4.10	4.09	8.86	12.79	102.3
36	39	18O2-PFHxS	403.0 > 102.6	1.02e3	2.77e3	0.343	1.0000	4.24	4.22	4.60	13.44	107.5
37	40	13C2-6:2 FTS	429.1 > 408.9	3.31e3	1.01e4	0.262	1.0000	4.56	4.54	4.10	15.63	125.1
38	41	13C2-PFOA	414.9 > 369.7	1.18e4	1.01e4	1.064	1.0000	4.61	4.59	14.7	13.80	110.4
39	42	13C5-PFNA	468.2 > 422.9	1.14e4	1.16e4	0.949	1.0000	5.04	5.02	12.3	12.95	103.6
40	43	13C8-PFOSA	506.1 > 77.7	2.90e3	1.32e4	0.211	1.0000	5.09	5.08	2.74	12.98	103.9
41	44	13C8-PFOS	507.0 > 79.9	3.11e3	2.64e3	1.014	1.0000	5.11	5.10	14.7	14.54	116.3
42	45	13C2-PFDA	515.1 > 469.9	1.21e4	1.20e4	1.099	1.0000	5.40	5.39	12.6	11.49	91.9
43	46	13C2-8:2 FTS	529.1 > 508.7	2.39e3	1.16e4	0.194	1.0000	5.38	5.36	2.57	13.22	105.8
44	47	d3-N-MeFOSAA	573.3 > 419	5.45e3	1.32e4	0.381	1.0000	5.55	5.53	5.16	13.54	108.3
45	48	d5-N-EtFOSAA	589.3 > 419	6.15e3	1.32e4	0.430	1.0000	5.70	5.68	5.83	13.56	108.5
46	49	13C2-PFUdA	565 > 519.8	1.25e4	1.32e4	0.966	1.0000	5.72	5.70	11.8	12.27	98.1
47	50	13C2-PFDoA	615.0 > 569.7	8.02e3	1.32e4	0.767	1.0000	5.99	5.98	7.60	9.904	79.2
48	51	d3-N-MeFOSA	515.2 > 168.9	1.50e4	1.32e4	0.094	1.0000	5.93	5.94	14.2	151.1	100.7
49	52	13C2-PFTeDA	714.8 > 669.6	5.58e3	1.32e4	0.413	1.0000	6.41	6.40	5.29	12.80	102.4
50	53	d5-N-ETFOSA	531.1 > 168.9	2.29e4	1.32e4	0.134	1.0000	6.25	6.26	21.7	162.0	108.0
51	54	13C2-PFHxDA	815 > 769.7	3.02e3	1.32e4	0.555	1.0000	6.69	6.68	2.87	5.160	103.2
52	55	d7-N-MeFOSE	623.1 > 58.9	1.51e4	1.32e4	0.107	1.0000	6.31	6.31	14.3	134.1	89.4
53	56	d9-N-EtFOSE	639.2 > 58.8	1.95e4	1.32e4	0.107	1.0000	6.45	6.46	18.5	172.5	115.0
54	57	13C4-PFBA	217. > 171.8	1.12e4	1.12e4	1.000	1.0000	1.73	1.71	12.5	12.50	100.0
55	58	13C5-PFHxA	318 > 272.9	1.16e4	1.16e4	1.000	1.0000	3.48	3.46	12.5	12.50	100.0
56	59	13C3-PFHxS	401.9 > 79.9	2.77e3	2.77e3	1.000	1.0000	4.24	4.23	12.5	12.50	100.0
57	60	13C8-PFOA	421.3 > 376	1.01e4	1.01e4	1.000	1.0000	4.61	4.59	12.5	12.50	100.0
58	61	13C9-PFNA	472.2 > 426.9	1.16e4	1.16e4	1.000	1.0000	5.04	5.02	12.5	12.50	100.0
59	62	13C4-PFOS	503 > 79.9	2.64e3	2.64e3	1.000	1.0000	5.11	5.09	12.5	12.50	100.0
60	63	13C6-PFDA	519.1 > 473.7	1.20e4	1.20e4	1.000	1.0000	5.40	5.38	12.5	12.50	100.0
61	64	13C7-PFUdA	570.1 > 524.8	1.32e4	1.32e4	1.000	1.0000	5.72	5.70	12.5	12.50	100.0
62	72	13C2-4:2 FTS	329.2>308.9	3.08e3	1.16e4	0.312	1.0000	3.38	3.37	3.30	10.59	84.7

Vista Analytical Laboratory

Ⓐ 4:2 FTS >130%.

Dataset: F:\Projects\PFAS.PRO\Results\180201M2\180201M2-38.qld

Last Altered: Friday, February 02, 2018 09:05:08 Pacific Standard Time
Printed: Friday, February 02, 2018 09:37:32 Pacific Standard Time

CCV

AC 2/2/18

Method: F:\Projects\PFAS.PRO\MethDB\PFAS_FULL_80C_020118.mdb 02 Feb 2018 09:02:54
Calibration: F:\Projects\PFAS.PRO\CurveDB\C18_VAL-PFAS_Q4_02-01-18-FULL.cdb 02 Feb 2018 08:56:36

✓MA. 02/02/2018

Name: 180201M2_38, Date: 01-Feb-2018, Time: 18:15:33, ID: ST180201M2-11 PFC CS3 18A3012, Description: PFC CS3 18A3012

	#	Name	Trace	Area	IS Area	RRF	Divisor1	Pred.RT	RT	y Axis Resp.	Conc.	%Rec
1	1	PFBA	213.0 > 168.8	1.09e4	1.11e4		1.0000	1.73	1.64	12.3	10.64	106.4
2	2	PFPeA	263.1 > 218.9	1.01e4	1.28e4		1.0000	2.70	2.61	9.88	10.59	105.9
3	3	PFBS	299.0 > 79.7	2.21e3	1.60e3		1.0000	2.98	2.88	17.3	11.29	112.9
4	4	4:2 FTS	327.2>307.2	2.73e3	1.60e3		1.0000	3.38	3.29	21.4	13.10	Ⓐ 131.0
5	5	PFHxA	313.2 > 268.9	1.25e4	3.79e3		1.0000	3.48	3.38	16.4	10.84	108.4
6	6	PFPeS	349.1>80.1	2.44e3	1.60e3		1.0000	3.67	3.58	19.1	9.999	100.0
7	7	PFHpA	363.0 > 318.9	1.11e4	1.12e4		1.0000	4.10	4.01	12.4	9.249	92.5
8	8	L-PFHxS	398.9 > 79.6	1.82e3	1.12e3		1.0000	4.24	4.15	20.3	12.08	120.8
9	10	6:2 FTS	427.1 > 407	3.13e3	1.48e4		1.0000	4.56	4.47	2.64	10.06	100.6
10	11	L-PFOA	413 > 368.7	1.17e4	1.48e4		1.0000	4.61	4.53	9.84	10.09	100.9
11	13	PFHpS	449 > 80.0	2.90e3	3.35e3		1.0000	4.71	4.63	10.8	10.70	107.0
12	14	PFNA	463.0 > 418.8	1.31e4	1.35e4		1.0000	5.04	4.96	12.1	10.22	102.2
13	15	PFOSA	498.1 > 77.8	2.92e3	3.47e3		1.0000	5.09	5.01	10.5	9.961	99.6
14	16	L-PFOS	499 > 79.9	3.09e3	3.35e3		1.0000	5.11	5.04	11.5	10.56	105.6
15	18	PFDA	513 > 468.8	1.23e4	1.15e4		1.0000	5.40	5.33	13.3	10.98	109.8
16	19	8:2 FTS	527 > 506.9	3.44e3	1.48e4		1.0000	5.38	5.30	2.90	9.078	90.8
17	20	PFNS	549.1>80.1	2.63e3	3.35e3		1.0000	5.46	5.39	9.80	11.02	110.2
18	21	N-MeFOSAA	570.1 > 419	6.61e3	5.35e3		1.0000	5.55	5.48	15.5	10.91	109.1
19	22	N-EtFOSAA	584.2 > 419	5.36e3	6.59e3		1.0000	5.70	5.63	10.2	9.451	94.5
20	23	PFUdA	563.0 > 518.9	1.35e4	1.56e4		1.0000	5.72	5.65	10.8	9.490	94.9
21	24	PFDS	598.8 > 80	3.19e3	1.23e4		1.0000	5.76	5.69	3.24	9.385	93.8
22	25	PFDoA	612.9 > 569.0	1.48e4	1.23e4		1.0000	5.99	5.93	15.0	8.227	82.3
23	26	N-MeFOSA	512.1 > 168.9	6.43e3	1.85e4		1.0000	5.93	5.89	52.0	53.53	107.1
24	27	PFTrDA	662.9 > 618.9	1.96e4	5.80e3		1.0000	6.22	6.16	42.2	10.31	103.1
25	28	PFTeDA	712.9 > 668.8	1.10e4	5.80e3		1.0000	6.41	6.36	23.7	10.98	109.8
26	29	N-EtFOSA	526.1 > 168.9	8.27e3	2.73e4		1.0000	6.25	6.24	45.4	52.14	104.3
27	30	PFHxDA	813.1 > 768.6	4.92e3	3.45e3		1.0000	6.69	6.65	7.14	10.65	106.5
28	31	PFODA	913.1 > 868.8	5.53e3	3.45e3		1.0000	6.90	6.86	8.02	11.23	112.3
29	32	N-MeFOSE	616.1 > 58.9	7.43e3	2.01e4		1.0000	6.31	6.34	55.4	50.39	100.8
30	33	N-EtFOSE	630.1 > 58.9	7.81e3	2.47e4		1.0000	6.45	6.49	47.4	40.12	80.2
31	34	13C3-PFBA	216.1 > 171.8	1.11e4	1.23e4	0.880	1.0000	1.73	1.63	11.3	12.82	102.5

70-130

Dataset: F:\Projects\PFAS.PRO\Results\180201M2\180201M2-38.qld

Last Altered: Friday, February 02, 2018 09:05:08 Pacific Standard Time
Printed: Friday, February 02, 2018 09:37:32 Pacific Standard Time

Name: 180201M2_38, Date: 01-Feb-2018, Time: 18:15:33, ID: ST180201M2-11 PFC CS3 18A3012, Description: PFC CS3 18A3012

	#	Name	Trace	Area	IS Area	RRF	Divisor1	Pred.RT	RT	y Axis Resp.	Conc.	%Rec
32	35	13C3-PFPeA	266. > 221.8	1.28e4	1.35e4	0.894	1.0000	2.70	2.61	11.8	13.23	105.9
33	36	13C3-PFBS	302. > 98.8	1.60e3	1.35e4	0.120	1.0000	2.98	2.88	1.48	12.30	98.4
34	37	13C2-PFHxA	315 > 269.8	3.79e3	1.35e4	0.700	1.0000	3.48	3.38	3.51	5.012	100.2
35	38	13C4-PFHpA	367.2 > 321.8	1.12e4	1.35e4	0.693	1.0000	4.10	4.01	10.4	15.02	120.1
36	39	18O2-PFHxS	403.0 > 102.6	1.12e3	3.63e3	0.343	1.0000	4.24	4.15	3.86	11.28	90.2
37	40	13C2-6:2 FTS	429.1 > 408.9	3.77e3	1.29e4	0.262	1.0000	4.56	4.47	3.65	13.93	111.5
38	41	13C2-PFOA	414.9 > 369.7	1.48e4	1.29e4	1.064	1.0000	4.61	4.52	14.4	13.49	107.9
39	42	13C5-PFNA	468.2 > 422.9	1.35e4	1.59e4	0.949	1.0000	5.04	4.96	10.6	11.15	89.2
40	43	13C8-PFOSA	506.1 > 77.7	3.47e3	1.84e4	0.211	1.0000	5.09	5.01	2.35	11.13	89.1
41	44	13C8-PFOS	507.0 > 79.9	3.35e3	3.48e3	1.014	1.0000	5.11	5.03	12.0	11.85	94.8
42	45	13C2-PFDA	515.1 > 469.9	1.15e4	1.23e4	1.099	1.0000	5.40	5.33	11.7	10.67	85.3
43	46	13C2-8:2 FTS	529.1 > 508.7	2.48e3	1.35e4	0.194	1.0000	5.38	5.30	2.30	11.83	94.6
44	47	d3-N-MeFOSAA	573.3 > 419	5.35e3	1.84e4	0.381	1.0000	5.55	5.47	3.63	9.510	76.1
45	48	d5-N-EtFOSAA	589.3 > 419	6.59e3	1.84e4	0.430	1.0000	5.70	5.62	4.47	10.42	83.3
46	49	13C2-PFUdA	565 > 519.8	1.56e4	1.84e4	0.966	1.0000	5.72	5.65	10.6	10.99	87.9
47	50	13C2-PFDoA	615.0 > 569.7	1.23e4	1.84e4	0.767	1.0000	5.99	5.93	8.35	10.88	87.1
48	51	d3-N-MeFOSA	515.2 > 168.9	1.85e4	1.84e4	0.094	1.0000	5.93	5.91	12.6	133.9	89.3
49	52	13C2-PFTeDA	714.8 > 669.6	5.80e3	1.84e4	0.413	1.0000	6.41	6.36	3.94	9.529	76.2
50	53	d5-N-ETFOSA	531.1 > 168.9	2.73e4	1.84e4	0.134	1.0000	6.25	6.25	18.5	138.3	92.2
51	54	13C2-PFHxDA	815 > 769.7	3.45e3	1.84e4	0.555	1.0000	6.69	6.65	2.34	4.212	84.2
52	55	d7-N-MeFOSE	623.1 > 58.9	2.01e4	1.84e4	0.107	1.0000	6.31	6.33	13.7	127.7	85.1
53	56	d9-N-EtFOSE	639.2 > 58.8	2.47e4	1.84e4	0.107	1.0000	6.45	6.48	16.8	156.6	104.4
54	57	13C4-PFBA	217. > 171.8	1.23e4	1.23e4	1.000	1.0000	1.73	1.64	12.5	12.50	100.0
55	58	13C5-PFHxA	318 > 272.9	1.35e4	1.35e4	1.000	1.0000	3.48	3.38	12.5	12.50	100.0
56	59	13C3-PFHxS	401.9 > 79.9	3.63e3	3.63e3	1.000	1.0000	4.24	4.15	12.5	12.50	100.0
57	60	13C8-PFOA	421.3 > 376	1.29e4	1.29e4	1.000	1.0000	4.61	4.53	12.5	12.50	100.0
58	61	13C9-PFNA	472.2 > 426.9	1.59e4	1.59e4	1.000	1.0000	5.04	4.96	12.5	12.50	100.0
59	62	13C4-PFOS	503 > 79.9	3.48e3	3.48e3	1.000	1.0000	5.11	5.03	12.5	12.50	100.0
60	63	13C6-PFDA	519.1 > 473.7	1.23e4	1.23e4	1.000	1.0000	5.40	5.33	12.5	12.50	100.0
61	64	13C7-PFUdA	570.1 > 524.8	1.84e4	1.84e4	1.000	1.0000	5.72	5.65	12.5	12.50	100.0
62	72	13C2-4:2 FTS	329.2>308.9	3.69e3	1.35e4	0.312	1.0000	3.38	3.28	3.41	10.94	87.5

50-150



50-150

Vista Analytical Laboratory

Dataset: Untitled

Last Altered: Tuesday, February 06, 2018 11:07:55 Pacific Standard Time
Printed: Tuesday, February 06, 2018 11:08:36 Pacific Standard Time

Method: F:\Projects\PFAS.PRO\MethDB\PFAS_FULL_80C_020218.mdb 05 Feb 2018 15:16:58
Calibration: F:\Projects\PFAS.PRO\CurveDB\C18_VAL-PFAS_Q4_02-05-18-FULL.cdb 06 Feb 2018 09:06:52

EPA METHOD 537 MODIFIED

Compound name: PFBA

	Name	ID	Acq.Date	Acq.Time
1	180205M1_1	IPA	05-Feb-18	11:53:14
2	180205M1_2	ST180205M1-1 PFC CS-2 18A3007	05-Feb-18	12:04:38
3	180205M1_3	ST180205M1-2 PFC CS-1 18A3008	05-Feb-18	12:16:04
4	180205M1_4	ST180205M1-3 PFC CS0 18A3009	05-Feb-18	12:27:31
5	180205M1_5	ST180205M1-4 PFC CS1 18A3010	05-Feb-18	12:38:58
6	180205M1_6	ST180205M1-5 PFC CS2 18A3011	05-Feb-18	12:50:27
7	180205M1_7	ST180205M1-6 PFC CS3 18A3012	05-Feb-18	13:01:56
8	180205M1_8	ST180205M1-7 PFC CS4 18A3013	05-Feb-18	13:13:25
9	180205M1_9	ST180205M1-8 PFC CS5 18A3014	05-Feb-18	13:24:55
10	180205M1_10	ST180205M1-9 PFC CS6 18A3015	05-Feb-18	13:36:22
11	180205M1_11	ST180205M1-10 PFC CS7 18A3016	05-Feb-18	13:47:52
12	180205M1_12	IPA	05-Feb-18	13:59:22
13	180205M1_13	ICV180205M1-1 PFC ICV 18A3006	05-Feb-18	14:10:49
14	180205M1_14	IPA	05-Feb-18	14:22:19
15	180205M1_15	B8A0176-BLK1 Method Blank 1	05-Feb-18	14:33:48
16	180205M1_16	1800153-02@5X FT-TW510-1520 0.24548	05-Feb-18	14:45:12
17	180205M1_17	1800153-05@5X FT-Dup03-20180118 0.24917	05-Feb-18	14:56:39
18	180205M1_18	1800156-07 MINNE-05-SB03-011718-00-02 1.01	05-Feb-18	15:08:06
19	180205M1_19	1800156-08 MINNE-05-SB03-011718-07-09 1.11	05-Feb-18	15:19:33
20	180205M1_20	1800156-12 MINNE-SO-DUP05-011718 1.03	05-Feb-18	15:31:02
21	180205M1_21	1800180-12 YEAGR-SO-DUP04-012018 1.2	05-Feb-18	15:42:31
22	180205M1_22	1800180-13 YEAGR-03-SB03-08-10 1.17	05-Feb-18	15:54:00
23	180205M1_23	1800180-15 YEAGR-07-SB02-08-10 1.13	05-Feb-18	16:05:30
24	180205M1_24	B8A0166-BS1 OPR 0.25	05-Feb-18	16:16:59
25	180205M1_25	B8A0166-BLK1 Method Blank 0.25	05-Feb-18	16:28:29
26	180205M1_26	1800143-01 WT1801160820AB 0.28187	05-Feb-18	16:39:56
27	180205M1_27	1800143-02 WR1801160850AB 0.27813	05-Feb-18	16:51:23
28	180205M1_28	IPA	05-Feb-18	17:02:50
29	180205M1_29	ST180205M1-11 PFC CS3 18A3012	05-Feb-18	17:14:17
30	180205M1_30	IPA	05-Feb-18	17:25:46
31	180205M1_31	1800143-03 WT1801160905AB 0.27702	05-Feb-18	17:37:18

PFOA and PFHxS ONLY

Dataset: Untitled

Last Altered: Tuesday, February 06, 2018 11:07:55 Pacific Standard Time
Printed: Tuesday, February 06, 2018 11:08:36 Pacific Standard Time

Compound name: PFBA

	Name	ID	Acq.Date	Acq.Time
32	180205M1_32	1800143-04 WT1801160920AB 0.28161	05-Feb-18	17:48:42
33	180205M1_33	1800143-06 WT1801160945AB 0.27513	05-Feb-18	18:00:09
34	180205M1_34	1800143-07 WT1801161005AB 0.26438	05-Feb-18	18:11:36
35	180205M1_35	1800143-08 WT1801161035AB 0.27578	05-Feb-18	18:23:06
36	180205M1_36	1800143-09 WT1801161055AB 0.27465	05-Feb-18	18:34:35
37	180205M1_37	1800143-10 WT1801161105AB 0.28066	05-Feb-18	18:46:05
38	180205M1_38	1800143-11 WR1801161115AB 0.27437	05-Feb-18	18:57:35
39	180205M1_39	1800143-12 WR1801161145AB 0.27689	05-Feb-18	19:09:05
40	180205M1_40	1800143-13 WT1801161205AB 0.28014	05-Feb-18	19:20:35
41	180205M1_41	IPA	05-Feb-18	19:32:02
42	180205M1_42	ST180205M1-12 PFC CS3 18A3012	05-Feb-18	19:43:31
43	180205M1_43	IPA	05-Feb-18	19:54:58
44	180205M1_44	1800143-14 WT1801161315AB 0.27308	05-Feb-18	20:06:28
45	180205M1_45	1800143-15 FB1801161320AB 0.20094	05-Feb-18	20:17:57
46	180205M1_46	1800143-16 WT1801161330AB 0.27298	05-Feb-18	20:29:26
47	180205M1_47	1800143-17 WT1801161340AB 0.2753	05-Feb-18	20:40:56
48	180205M1_48	1800143-18 WR1801161355AB 0.28014	05-Feb-18	20:52:23
49	180205M1_49	1800143-19 WR1801161405AB 0.27452	05-Feb-18	21:03:52
50	180205M1_50	1800143-20 WT1801161420AB 0.27679	05-Feb-18	21:15:21
51	180205M1_51	B8A0189-BS1 OPR 1	05-Feb-18	21:26:48
52	180205M1_52	B8A0189-BLK1 Method Blank 1	05-Feb-18	21:38:18
53	180205M1_53	B8A0189-MS1 Matrix Spike 1.27	05-Feb-18	21:49:48
54	180205M1_54	B8A0189-MSD1 Matrix Spike Dup 1.2	05-Feb-18	22:01:14
55	180205M1_55	1800155-01 MINNE-01-SB01-011118-00-02 1.19	05-Feb-18	22:12:42
56	180205M1_56	1800155-02 MINNE-01-SB01-011118-09-10 1.14	05-Feb-18	22:24:08
57	180205M1_57	1800155-03 MINNE-01-SB02-011118-00-02 1.29	05-Feb-18	22:35:35
58	180205M1_58	1800155-04 MINNE-01-SB02-011118-08-10 1.19	05-Feb-18	22:47:04
59	180205M1_59	IPA	05-Feb-18	22:58:35
60	180205M1_60	ST180205M1-13 PFC CS0 18A3009	05-Feb-18	23:10:01
61	180205M1_61	IPA	05-Feb-18	23:21:31
62	180205M1_62	1800155-05 MINNE-01-SB03-011118-00-02 1.14	05-Feb-18	23:33:01
63	180205M1_63	1800155-06 MINNE-01-SB03-011118-09-11 1.16	05-Feb-18	23:44:30
64	180205M1_64	1800155-07 MINNE-01-SB04-011118-00-02 1.25	05-Feb-18	23:56:00
65	180205M1_65	1800155-08 MINNE-01-SB04-011118-11-13 1.32	06-Feb-18	00:07:29

Dataset: Untitled

Last Altered: Tuesday, February 06, 2018 11:07:55 Pacific Standard Time
Printed: Tuesday, February 06, 2018 11:08:36 Pacific Standard Time

Compound name: PFBA

	Name	ID	Acq.Date	Acq.Time
66	180205M1_66	1800155-09 MINNE-02-SB02-011118-00-02 1.25	06-Feb-18	00:18:59
67	180205M1_67	1800155-10 MINNE-02-SB02-011118-02-04 1.15	06-Feb-18	00:30:29
68	180205M1_68	1800155-11 MINNE-02-SB03-011118-00-02 1.27	06-Feb-18	00:41:56
69	180205M1_69	1800155-12 MINNE-SO-DUP04-011118 1.26	06-Feb-18	00:53:23
70	180205M1_70	B8A0172-BS1 OPR 0.125	06-Feb-18	01:04:50
71	180205M1_71	B8A0172-BLK1 Method Blank 0.125	06-Feb-18	01:16:16
72	180205M1_72	B8A0172-MS1 Matrix Spike 0.119	06-Feb-18	01:27:46
73	180205M1_73	B8A0172-MSD1 Matrix Spike Dup 0.11886	06-Feb-18	01:39:16
74	180205M1_74	1800180-06 YEAGR-EB-01-012018 0.12012	06-Feb-18	01:50:43
75	180205M1_75	1800180-07 YEAGR-EB-02-012018 0.11998	06-Feb-18	02:02:12
76	180205M1_76	1800180-08 YEAGR-EB-03-012018 0.11908	06-Feb-18	02:13:42
77	180205M1_77	1800180-09 YEAGR-GW-BW01-011918 0.12056	06-Feb-18	02:25:12
78	180205M1_78	1800180-10 YEAGR-GW-DUP01-011918 0.11967	06-Feb-18	02:36:39
79	180205M1_79	IPA	06-Feb-18	02:48:09
80	180205M1_80	ST180205M1-14 PFC CS3 18A3012	06-Feb-18	02:59:36
81	180205M1_81	IPA	06-Feb-18	03:11:03
82	180205M1_82	1800180-11 YEAGR-GW-ML-FL014-MW004-01...	06-Feb-18	03:22:32
83	180205M1_83	1800180-17 YEAGR-09-SW01-012018 0.1174	06-Feb-18	03:34:02
84	180205M1_84	1800194-01 STWRT-GW-SLMW20D 0.11833	06-Feb-18	03:45:31
85	180205M1_85	1800209-01 Water 0.09957	06-Feb-18	03:57:01
86	180205M1_86	1800230-01 WI-A06-IDW-AQ-012618 0.11878	06-Feb-18	04:08:31
87	180205M1_87	B8A0162-BS1 OPR 0.25	06-Feb-18	04:20:01
88	180205M1_88	B8A0162-BLK1 Method Blank 0.25	06-Feb-18	04:31:30
89	180205M1_89	1800200-01 Well L 0.27415	06-Feb-18	04:42:59
90	180205M1_90	1800201-01 Influent 0.11838	06-Feb-18	04:54:26
91	180205M1_91	1800201-02 Effluent 0.11849	06-Feb-18	05:05:53
92	180205M1_92	1800201-03 MW-3R 0.11878	06-Feb-18	05:17:20
93	180205M1_93	1800201-04 Field Blank 0.12073	06-Feb-18	05:28:46
94	180205M1_94	1800201-05 Trip Blank 0.12127	06-Feb-18	05:40:16
95	180205M1_95	IPA	06-Feb-18	05:51:46
96	180205M1_96	ST180205M1-15 PFC CS3 18A3012	06-Feb-18	06:03:13
97	180205M1_97	IPA	06-Feb-18	06:14:42
98	180205M1_98	B8A0108-BS1 OPR 0.125	06-Feb-18	06:26:09
99	180205M1_99	B8A0108-BLK1 Method Blank 0.125	06-Feb-18	06:37:39

Dataset: Untitled

Last Altered: Tuesday, February 06, 2018 11:07:55 Pacific Standard Time
Printed: Tuesday, February 06, 2018 11:08:36 Pacific Standard Time

Compound name: PFBA

	Name	ID	Acq.Date	Acq.Time
100	180205M1_100	B8A0108-MSD1 Matrix Spike Dup 0.11148	06-Feb-18	06:49:08
101	180205M1_101	B8A0108-MS1 Matrix Spike 0.11146	06-Feb-18	07:00:34
102	180205M1_102	1800098-10 MINNE-GW-DUP01-010818 0.11547	06-Feb-18	07:12:02
103	180205M1_103	1800099-06 MINNE-11-SW01-010918 0.11471	06-Feb-18	07:23:28
104	180205M1_104	1800099-07 MINNE-EB-GW-010918 0.11401	06-Feb-18	07:34:55
105	180205M1_105	1800099-08 MINNE-EB-SD-010918 0.11727	06-Feb-18	07:46:22
106	180205M1_106	1800099-09 MINNE-EB-SO-010918 0.11701	06-Feb-18	07:57:52
107	180205M1_107	1800099-10 MINNE-EB-SW-010918 0.11604	06-Feb-18	08:09:22
108	180205M1_108	1800099-11 MINNE-FB--010918 0.11603	06-Feb-18	08:20:51
109	180205M1_109	1800099-12 MINNE-GW-TW13-010818 0.11437	06-Feb-18	08:32:21
110	180205M1_110	1800130-02 PITTS-01-SB01-5-7 1.13	06-Feb-18	08:43:50
111	180205M1_111	B8A0121-BS1 OPR 0.25	06-Feb-18	08:55:18
112	180205M1_112	IPA	06-Feb-18	09:06:45
113	180205M1_113	ST180205M1-16 PFC CS3 18A3012	06-Feb-18	09:18:15
114	180205M1_114	IPA	06-Feb-18	09:29:44

Dataset: F:\Projects\PFAS.PRO\Results\180205M1\180205M1-CRV.qld

Last Altered: Tuesday, February 06, 2018 09:06:52 Pacific Standard Time
Printed: Tuesday, February 06, 2018 09:08:40 Pacific Standard Time

Compound name: PFPeS

	#	Name	Type	Std. Conc	RT	Area	IS Area	Response	Conc.	%Dev	Conc. Flag	CoD	CoD Flag	x=excluded
6	6	180205M1_7	Standard	10.000	3.39	2050.092	1425.968	17.971	9.2	-8.3	NO	0.994	NO	bb
7	7	180205M1_8	Standard	50.000	3.39	10572.978	1371.053	96.395	49.4	-1.1	NO	0.994	NO	bb
8	8	180205M1_9	Standard	100.000	3.39	20931.686	1375.398	190.233	97.6	-2.4	NO	0.994	NO	bb
9	9	180205M1_10	Standard	250.000	3.39	55121.891	1263.901	545.156	280.0	12.0	NO	0.994	NO	bb
10	10	180205M1_11	Standard	500.000	3.39	88166.844	1195.437	921.910	473.5	-5.3	NO	0.994	NO	bb

Compound name: PFHpA
Correlation coefficient: r = 0.999256, r^2 = 0.998512
Calibration curve: 1.23316 * x + 0.0812379
Response type: Internal Std (Ref 38), Area * (IS Conc. / IS Area)
Curve type: Linear, Origin: Exclude, Weighting: 1/x, Axis trans: None

	#	Name	Type	Std. Conc	RT	Area	IS Area	Response	Conc.	%Dev	Conc. Flag	CoD	CoD Flag	x=excluded
1	1	180205M1_2	Standard	0.250	3.81	281.934	9704.343	0.363	0.2	-8.6	NO	0.999	NO	bb
2	2	180205M1_3	Standard	0.500	3.82	488.995	9665.984	0.632	0.4	-10.6	NO	0.999	NO	bb
3	3	180205M1_4	Standard	1.000	3.81	954.241	8594.520	1.388	1.1	6.0	NO	0.999	NO	bb
4	4	180205M1_5	Standard	2.000	3.81	1738.925	8220.954	2.644	2.1	3.9	NO	0.999	NO	bb
5	5	180205M1_6	Standard	5.000	3.81	4862.620	9114.931	6.668	5.3	6.8	NO	0.999	NO	bb
6	6	180205M1_7	Standard	10.000	3.81	9254.104	8652.864	13.369	10.8	7.8	NO	0.999	NO	bb
7	7	180205M1_8	Standard	50.000	3.81	42573.172	8671.175	61.372	49.7	-0.6	NO	0.999	NO	bb
8	8	180205M1_9	Standard	100.000	3.81	85592.133	8866.871	120.663	97.8	-2.2	NO	0.999	NO	bb
9	9	180205M1_10	Standard	250.000	3.81	188298.016	8074.834	291.489	236.3	-5.5	NO	0.999	NO	bb
10	10	180205M1_11	Standard	500.000	3.81	382432.219	7525.935	635.191	515.0	3.0	NO	0.999	NO	bb

Dataset: F:\Projects\PFAS.PRO\Results\180205M1\180205M1-CRV.qld

Last Altered: Tuesday, February 06, 2018 09:06:52 Pacific Standard Time
Printed: Tuesday, February 06, 2018 09:08:40 Pacific Standard Time

Compound name: L-PFHxS
Coefficient of Determination: R^2 = 0.999287
Calibration curve: 8.67729e-005 * x^2 + 1.83166 * x + 0.0909919
Response type: Internal Std (Ref 39), Area * (IS Conc. / IS Area)
Curve type: 2nd Order, Origin: Exclude, Weighting: 1/x, Axis trans: None

	#	Name	Type	Std. Conc	RT	Area	IS Area	Response	Conc.	%Dev	Conc. Flag	CoD	CoD Flag	x=excluded
1	1	180205M1_2	Standard	0.250	3.96	52.914	987.703	0.670	0.3	26.4	NO	0.999	NO	MM
2	2	180205M1_3	Standard	0.500	3.96	78.188	1156.700	0.845	0.4	-17.7	NO	0.999	NO	MM
3	3	180205M1_4	Standard	1.000	3.95	153.819	1090.291	1.764	0.9	-8.7	NO	0.999	NO	MM
4	4	180205M1_5	Standard	2.000	3.96	307.380	1008.243	3.811	2.0	1.5	NO	0.999	NO	MM
5	5	180205M1_6	Standard	5.000	3.96	714.558	958.556	9.318	5.0	0.7	NO	0.999	NO	MM
6	6	180205M1_7	Standard	10.000	3.96	1543.627	1005.380	19.192	10.4	4.2	NO	0.999	NO	MM
7	7	180205M1_8	Standard	50.000	3.96	6981.629	1034.881	84.329	45.9	-8.2	NO	0.999	NO	MM
8	8	180205M1_9	Standard	100.000	3.96	14477.990	989.567	182.883	99.3	-0.7	NO	0.999	NO	MM
9	9	180205M1_10	Standard	250.000	3.96	38787.605	1015.036	477.663	257.6	3.0	NO	0.999	NO	MM
10	10	180205M1_11	Standard	500.000	3.96	62024.570	832.334	931.486	496.8	-0.6	NO	0.999	NO	MM

Compound name: 6:2 FTS
Coefficient of Determination: R^2 = 0.999028
Calibration curve: -0.000183352 * x^2 + 0.260815 * x + -0.00597784
Response type: Internal Std (Ref 41), Area * (IS Conc. / IS Area)
Curve type: 2nd Order, Origin: Include, Weighting: 1/x, Axis trans: None

	#	Name	Type	Std. Conc	RT	Area	IS Area	Response	Conc.	%Dev	Conc. Flag	CoD	CoD Flag	x=excluded
1	1	180205M1_2	Standard	0.250	4.28	76.600	14371.031	0.067	0.3	11.4	NO	0.999	NO	bb
2	2	180205M1_3	Standard	0.500	4.27	145.427	12959.139	0.140	0.6	12.2	NO	0.999	NO	bb
3	3	180205M1_4	Standard	1.000	4.28	237.033	12753.312	0.232	0.9	-8.6	NO	0.999	NO	bb
4	4	180205M1_5	Standard	2.000	4.28	518.545	12828.711	0.505	2.0	-1.9	NO	0.999	NO	bb
5	5	180205M1_6	Standard	5.000	4.28	895.364	11953.538	0.936	3.6	-27.6	NO	0.999	NO	bb
6	6	180205M1_7	Standard	10.000	4.28	2504.103	11925.250	2.625	10.2	1.6	NO	0.999	NO	bb
7	7	180205M1_8	Standard	50.000	4.28	12909.655	12257.613	13.165	52.4	4.9	NO	0.999	NO	bb
8	8	180205M1_9	Standard	100.000	4.28	25069.158	13066.736	23.982	98.8	-1.2	NO	0.999	NO	bb
9	9	180205M1_10	Standard	250.000	4.28	53069.754	12344.222	53.739	250.0	0.0	NO	0.999	NO	bb
10	10	180205M1_11	Standard	500.000	4.28	76844.367	11359.581	84.559	499.9	-0.0	NO	0.999	NO	bb

Dataset: F:\Projects\PFAS.PRO\Results\180205M1\180205M1-CRV.qld

Last Altered: Tuesday, February 06, 2018 09:06:52 Pacific Standard Time
Printed: Tuesday, February 06, 2018 09:08:40 Pacific Standard Time

Compound name: L-PFOA
Coefficient of Determination: R^2 = 0.994873
Calibration curve: -0.000138522 * x^2 + 0.942967 * x + 0.133643
Response type: Internal Std (Ref 41), Area * (IS Conc. / IS Area)
Curve type: 2nd Order, Origin: Exclude, Weighting: 1/x, Axis trans: None

	#	Name	Type	Std. Conc	RT	Area	IS Area	Response	Conc.	%Dev	Conc. Flag	CoD	CoD Flag	x=excluded
1	1	180205M1_2	Standard	0.250	4.33	397.929	14371.031	0.346	0.2	-9.9	NO	0.995	NO	bb
2	2	180205M1_3	Standard	0.500	4.33	595.393	12959.139	0.574	0.5	-6.5	NO	0.995	NO	bb
3	3	180205M1_4	Standard	1.000	4.33	1085.234	12753.312	1.064	1.0	-1.4	NO	0.995	NO	bb
4	4	180205M1_5	Standard	2.000	4.33	2056.617	12828.711	2.004	2.0	-0.8	NO	0.995	NO	bb
5	5	180205M1_6	Standard	5.000	4.33	5293.996	11953.538	5.536	5.7	14.7	NO	0.995	NO	bb
6	6	180205M1_7	Standard	10.000	4.33	10151.471	11925.250	10.641	11.2	11.6	NO	0.995	NO	bb
7	7	180205M1_8	Standard	50.000	4.33	46435.820	12257.613	47.354	50.5	0.9	NO	0.995	NO	bb
8	8	180205M1_9	Standard	100.000	4.33	82386.273	13066.736	78.813	84.5	-15.5	NO	0.995	NO	bb
9	9	180205M1_10	Standard	250.000	4.33	242828.266	12344.222	245.893	271.4	8.6	NO	0.995	NO	bb
10	10	180205M1_11	Standard	500.000	4.33	391155.906	11359.581	430.425	491.9	-1.6	NO	0.995	NO	bb

Compound name: PFHpS
Coefficient of Determination: R^2 = 0.998876
Calibration curve: -0.00320317 * x^2 + 1.18129 * x + -0.0785414
Response type: Internal Std (Ref 44), Area * (IS Conc. / IS Area)
Curve type: 2nd Order, Origin: Include, Weighting: 1/x, Axis trans: None

	#	Name	Type	Std. Conc	RT	Area	IS Area	Response	Conc.	%Dev	Conc. Flag	CoD	CoD Flag	x=excluded
1	1	180205M1_2	Standard	0.250	4.44	38.241	3338.892	0.143	0.2	-24.9	NO	0.999	NO	MM
2	2	180205M1_3	Standard	0.500	4.44	123.096	3430.266	0.449	0.4	-10.6	NO	0.999	NO	bb
3	3	180205M1_4	Standard	1.000	4.44	272.994	3144.039	1.085	1.0	-1.2	NO	0.999	NO	bb
4	4	180205M1_5	Standard	2.000	4.43	523.749	2693.524	2.431	2.1	6.8	NO	0.999	NO	bb
5	5	180205M1_6	Standard	5.000	4.44	1345.688	2976.156	5.652	4.9	-1.7	NO	0.999	NO	bb
6	6	180205M1_7	Standard	10.000	4.44	2624.799	2690.889	12.193	10.7	7.0	NO	0.999	NO	bb
7	7	180205M1_8	Standard	50.000	4.44	10141.354	2548.329	49.745	48.6	-2.8	NO	0.999	NO	bb
8	8	180205M1_9	Standard	100.000	4.44	22917.609	3309.513	86.560	101.0	1.0	NO	0.999	NO	bb
9	9	180205M1_10	Standard	250.000	4.44	60645.820	2663.184	284.649			NO	0.999	NO	bbXI
10	10	180205M1_11	Standard	500.000	4.44	98782.766	2762.147	447.038			NO	0.999	NO	bbXI

Dataset: F:\Projects\PFAS.PRO\Results\180205M1\180205M1-CRV.qld

Last Altered: Tuesday, February 06, 2018 09:06:52 Pacific Standard Time
Printed: Tuesday, February 06, 2018 09:08:40 Pacific Standard Time

Compound name: PFNA
Coefficient of Determination: R^2 = 0.999682
Calibration curve: -0.000346423 * x^2 + 1.22978 * x + 0.0495249
Response type: Internal Std (Ref 42), Area * (IS Conc. / IS Area)
Curve type: 2nd Order, Origin: Exclude, Weighting: 1/x, Axis trans: None

	#	Name	Type	Std. Conc	RT	Area	IS Area	Response	Conc.	%Dev	Conc. Flag	CoD	CoD Flag	x=excluded
1	1	180205M1_2	Standard	0.250	4.76	326.044	11386.309	0.358	0.3	0.3	NO	1.000	NO	bb
2	2	180205M1_3	Standard	0.500	4.76	627.233	12361.640	0.634	0.5	-4.9	NO	1.000	NO	bb
3	3	180205M1_4	Standard	1.000	4.76	897.467	9874.763	1.136	0.9	-11.6	NO	1.000	NO	bb
4	4	180205M1_5	Standard	2.000	4.76	2591.137	10621.063	3.050	2.4	22.1	NO	1.000	NO	bb
5	5	180205M1_6	Standard	5.000	4.76	4862.226	10309.997	5.895	4.8	-4.8	NO	1.000	NO	bb
6	6	180205M1_7	Standard	10.000	4.77	11525.115	11520.252	12.505	10.2	1.6	NO	1.000	NO	bb
7	7	180205M1_8	Standard	50.000	4.76	43986.102	9323.253	58.974	48.6	-2.8	NO	1.000	NO	bb
8	8	180205M1_9	Standard	100.000	4.76	101966.977	10774.762	118.294	98.9	-1.1	NO	1.000	NO	bb
9	9	180205M1_10	Standard	250.000	4.76	279077.438	12012.619	290.400	254.3	1.7	NO	1.000	NO	bb
10	10	180205M1_11	Standard	500.000	4.76	413078.500	9807.670	526.474	497.9	-0.4	NO	1.000	NO	bb

Compound name: PFOSA
Correlation coefficient: r = 0.996260, r^2 = 0.992534
Calibration curve: 1.06297 * x + -0.0116064
Response type: Internal Std (Ref 43), Area * (IS Conc. / IS Area)
Curve type: Linear, Origin: Exclude, Weighting: 1/x, Axis trans: None

	#	Name	Type	Std. Conc	RT	Area	IS Area	Response	Conc.	%Dev	Conc. Flag	CoD	CoD Flag	x=excluded
1	1	180205M1_2	Standard	0.250	4.83	42.776	2998.812	0.178	0.2	-28.5	NO	0.993	NO	MM
2	2	180205M1_3	Standard	0.500	4.84	118.137	2668.477	0.553	0.5	6.3	NO	0.993	NO	bb
3	3	180205M1_4	Standard	1.000	4.83	248.709	3051.908	1.019	1.0	-3.1	NO	0.993	NO	bb
4	4	180205M1_5	Standard	2.000	4.82	453.946	2754.330	2.060	1.9	-2.5	NO	0.993	NO	bb
5	5	180205M1_6	Standard	5.000	4.82	1173.793	2891.491	5.074	4.8	-4.3	NO	0.993	NO	bb
6	6	180205M1_7	Standard	10.000	4.83	2452.319	2384.795	12.854	12.1	21.0	NO	0.993	NO	bb
7	7	180205M1_8	Standard	50.000	4.82	11730.946	2298.451	63.798	60.0	20.1	NO	0.993	NO	bb
8	8	180205M1_9	Standard	100.000	4.82	22485.494	2844.106	98.825	93.0	-7.0	NO	0.993	NO	bb
9	9	180205M1_10	Standard	250.000	4.82	52217.348	2504.160	260.653	245.2	-1.9	NO	0.993	NO	bb
10	10	180205M1_11	Standard	500.000	4.82	91415.367	2203.638	518.548	487.8	-2.4	NO	0.993	NO	bbX

Dataset: F:\Projects\PFAS.PRO\Results\180205M1\180205M1-CRV.qld

Last Altered: Tuesday, February 06, 2018 09:06:52 Pacific Standard Time
Printed: Tuesday, February 06, 2018 09:08:40 Pacific Standard Time

Compound name: L-PFOS
Coefficient of Determination: R^2 = 0.992041
Calibration curve: -0.000459849 * x^2 + 1.13076 * x + -0.0806935
Response type: Internal Std (Ref 44), Area * (IS Conc. / IS Area)
Curve type: 2nd Order, Origin: Exclude, Weighting: 1/x, Axis trans: None

	#	Name	Type	Std. Conc	RT	Area	IS Area	Response	Conc.	%Dev	Conc. Flag	CoD	CoD Flag	x=excluded
1	1	180205M1_2	Standard	0.250	4.84	56.526	3338.892	0.212	0.3	3.4	NO	0.992	NO	MM
2	2	180205M1_3	Standard	0.500	4.84	154.741	3430.266	0.564	0.6	14.0	NO	0.992	NO	MM
3	3	180205M1_4	Standard	1.000	4.84	243.113	3144.039	0.967	0.9	-7.3	NO	0.992	NO	MM
4	4	180205M1_5	Standard	2.000	4.84	489.550	2693.524	2.272	2.1	4.1	NO	0.992	NO	MM
5	5	180205M1_6	Standard	5.000	4.84	1307.860	2976.156	5.493	4.9	-1.2	NO	0.992	NO	MM
6	6	180205M1_7	Standard	10.000	4.84	2306.796	2690.889	10.716	9.6	-4.1	NO	0.992	NO	MM
7	7	180205M1_8	Standard	50.000	4.84	10948.096	2548.329	53.702	48.5	-3.0	NO	0.992	NO	MM
8	8	180205M1_9	Standard	100.000	4.84	24292.385	3309.513	91.752	84.1	-15.9	NO	0.992	NO	MM
9	9	180205M1_10	Standard	250.000	4.84	60558.227	2663.184	284.238	284.3	13.7	NO	0.992	NO	MM
10	10	180205M1_11	Standard	500.000	4.84	96929.016	2762.147	438.649	482.8	-3.4	NO	0.992	NO	MM

Compound name: PFDA
Coefficient of Determination: R^2 = 0.997055
Calibration curve: -0.000427494 * x^2 + 1.25663 * x + -0.168259
Response type: Internal Std (Ref 45), Area * (IS Conc. / IS Area)
Curve type: 2nd Order, Origin: Exclude, Weighting: 1/x, Axis trans: None

	#	Name	Type	Std. Conc	RT	Area	IS Area	Response	Conc.	%Dev	Conc. Flag	CoD	CoD Flag	x=excluded
1	1	180205M1_2	Standard	0.250	5.14	379.653	12269.099	0.387	0.4	76.7	YES	0.997	NO	bbX
2	2	180205M1_3	Standard	0.500	5.13	481.648	10364.091	0.581	0.6	19.3	NO	0.997	NO	bb
3	3	180205M1_4	Standard	1.000	5.13	1081.577	10718.264	1.261	1.1	13.8	NO	0.997	NO	bb
4	4	180205M1_5	Standard	2.000	5.13	1656.883	10135.015	2.044	1.8	-11.9	NO	0.997	NO	bb
5	5	180205M1_6	Standard	5.000	5.13	3814.475	10742.281	4.439	3.7	-26.6	NO	0.997	NO	bb
6	6	180205M1_7	Standard	10.000	5.14	10452.378	10607.220	12.318	10.0	-0.3	NO	0.997	NO	bb
7	7	180205M1_8	Standard	50.000	5.13	44272.516	8189.372	67.576	54.9	9.9	NO	0.997	NO	bb
8	8	180205M1_9	Standard	100.000	5.14	94081.914	10135.432	116.031	95.6	-4.4	NO	0.997	NO	bb
9	9	180205M1_10	Standard	250.000	5.13	223254.516	9683.636	288.185	250.9	0.4	NO	0.997	NO	bb
10	10	180205M1_11	Standard	500.000	5.13	466431.188	9066.951	643.038	660.1	32.0	YES	0.997	NO	bbX

Dataset: F:\Projects\PFAS.PRO\Results\180205M1\180205M1-CRV.qld

Last Altered: Tuesday, February 06, 2018 09:06:52 Pacific Standard Time
Printed: Tuesday, February 06, 2018 09:08:40 Pacific Standard Time

Compound name: 8:2 FTS
Coefficient of Determination: R^2 = 0.999052
Calibration curve: -8.73283e-005 * x^2 + 0.230675 * x + 0.00690415
Response type: Internal Std (Ref 41), Area * (IS Conc. / IS Area)
Curve type: 2nd Order, Origin: Include, Weighting: 1/x, Axis trans: None

	#	Name	Type	Std. Conc	RT	Area	IS Area	Response	Conc.	%Dev	Conc. Flag	CoD	CoD Flag	x=excluded
1	1	180205M1_2	Standard	0.250	5.12	39.568	14371.031	0.034	0.1	-52.3	YES	0.999	NO	MMX
2	2	180205M1_3	Standard	0.500	5.11	133.219	12959.139	0.128	0.5	5.4	NO	0.999	NO	bb
3	3	180205M1_4	Standard	1.000	5.11	189.904	12753.312	0.186	0.8	-22.3	NO	0.999	NO	bb
4	4	180205M1_5	Standard	2.000	5.10	528.241	12828.711	0.515	2.2	10.2	NO	0.999	NO	bb
5	5	180205M1_6	Standard	5.000	5.11	1265.602	11953.538	1.323	5.7	14.4	NO	0.999	NO	bb
6	6	180205M1_7	Standard	10.000	5.11	2226.592	11925.250	2.334	10.1	1.3	NO	0.999	NO	bb
7	7	180205M1_8	Standard	50.000	5.11	11120.788	12257.613	11.341	50.1	0.2	NO	0.999	NO	bb
8	8	180205M1_9	Standard	100.000	5.11	21931.273	13066.736	20.980	94.3	-5.7	NO	0.999	NO	bb
9	9	180205M1_10	Standard	250.000	5.11	53080.789	12344.222	53.751	258.2	3.3	NO	0.999	NO	bb
10	10	180205M1_11	Standard	500.000	5.11	84502.281	11359.581	92.986	496.3	-0.7	NO	0.999	NO	bb

Compound name: PFNS
Coefficient of Determination: R^2 = 0.992981
Calibration curve: -0.000121998 * x^2 + 0.854418 * x + -0.00270057
Response type: Internal Std (Ref 44), Area * (IS Conc. / IS Area)
Curve type: 2nd Order, Origin: Exclude, Weighting: 1/x, Axis trans: None

	#	Name	Type	Std. Conc	RT	Area	IS Area	Response	Conc.	%Dev	Conc. Flag	CoD	CoD Flag	x=excluded
1	1	180205M1_2	Standard	0.250	5.20	62.129	3338.892	0.233	0.3	10.2	NO	0.993	NO	MM
2	2	180205M1_3	Standard	0.500	5.20	130.853	3430.266	0.477	0.6	12.3	NO	0.993	NO	bb
3	3	180205M1_4	Standard	1.000	5.19	150.527	3144.039	0.598	0.7	-29.6	NO	0.993	NO	MM
4	4	180205M1_5	Standard	2.000	5.20	352.632	2693.524	1.636	1.9	-4.0	NO	0.993	NO	MM
5	5	180205M1_6	Standard	5.000	5.20	1022.309	2976.156	4.294	5.0	0.6	NO	0.993	NO	MM
6	6	180205M1_7	Standard	10.000	5.20	2001.046	2690.889	9.295	10.9	9.0	NO	0.993	NO	MM
7	7	180205M1_8	Standard	50.000	5.19	9976.960	2548.329	48.939	57.8	15.5	NO	0.993	NO	bb
8	8	180205M1_9	Standard	100.000	5.19	18070.344	3309.513	68.252	80.8	-19.2	NO	0.993	NO	bb
9	9	180205M1_10	Standard	250.000	5.19	46598.965	2663.184	218.718	266.1	6.4	NO	0.993	NO	MM
10	10	180205M1_11	Standard	500.000	5.19	86811.477	2762.147	392.862	494.8	-1.0	NO	0.993	NO	MM

Dataset: F:\Projects\PFAS.PRO\Results\180205M1\180205M1-CRV.qld

Last Altered: Tuesday, February 06, 2018 09:06:52 Pacific Standard Time
Printed: Tuesday, February 06, 2018 09:08:40 Pacific Standard Time

Compound name: N-MeFOSAA
Coefficient of Determination: R^2 = 0.998764
Calibration curve: 3.01342e-005 * x^2 + 1.35675 * x + -0.0851455
Response type: Internal Std (Ref 47), Area * (IS Conc. / IS Area)
Curve type: 2nd Order, Origin: Include, Weighting: 1/x, Axis trans: None

	#	Name	Type	Std. Conc	RT	Area	IS Area	Response	Conc.	%Dev	Conc. Flag	CoD	CoD Flag	x=excluded
1	1	180205M1_2	Standard	0.250	5.29	97.849	5680.184	0.215	0.2	-11.4	NO	0.999	NO	bb
2	2	180205M1_3	Standard	0.500	5.29	172.823	4759.048	0.454	0.4	-20.5	NO	0.999	NO	bb
3	3	180205M1_4	Standard	1.000	5.28	541.947	5587.407	1.212	1.0	-4.4	NO	0.999	NO	bb
4	4	180205M1_5	Standard	2.000	5.28	874.848	4581.280	2.387	1.8	-8.9	NO	0.999	NO	bb
5	5	180205M1_6	Standard	5.000	5.28	2973.251	5203.623	7.142	5.3	6.5	NO	0.999	NO	bb
6	6	180205M1_7	Standard	10.000	5.29	5842.657	5076.342	14.387	10.7	6.6	NO	0.999	NO	bb
7	7	180205M1_8	Standard	50.000	5.28	31831.545	5354.088	74.316	54.8	9.5	NO	0.999	NO	bb
8	8	180205M1_9	Standard	100.000	5.28	60681.777	5533.306	137.083	100.9	0.9	NO	0.999	NO	bb
9	9	180205M1_10	Standard	250.000	5.29	127022.773	4874.869	325.708	238.9	-4.5	NO	0.999	NO	bb
10	10	180205M1_11	Standard	500.000	5.28	226994.750	4097.078	692.551	504.9	1.0	NO	0.999	NO	bb

Compound name: N-EtFOSAA
Coefficient of Determination: R^2 = 0.997258
Calibration curve: -0.000114587 * x^2 + 1.07426 * x + -0.0705606
Response type: Internal Std (Ref 48), Area * (IS Conc. / IS Area)
Curve type: 2nd Order, Origin: Include, Weighting: 1/x, Axis trans: None

	#	Name	Type	Std. Conc	RT	Area	IS Area	Response	Conc.	%Dev	Conc. Flag	CoD	CoD Flag	x=excluded
1	1	180205M1_2	Standard	0.250	5.45	61.043	5188.511	0.147	0.2	-19.0	NO	0.997	NO	bb
2	2	180205M1_3	Standard	0.500	5.44	200.661	6589.299	0.381	0.4	-16.0	NO	0.997	NO	bb
3	3	180205M1_4	Standard	1.000	5.44	537.804	6153.969	1.092	1.1	8.3	NO	0.997	NO	bb
4	4	180205M1_5	Standard	2.000	5.44	919.643	4993.854	2.302	2.2	10.5	NO	0.997	NO	bb
5	5	180205M1_6	Standard	5.000	5.44	2404.421	5892.494	5.101	4.8	-3.7	NO	0.997	NO	bb
6	6	180205M1_7	Standard	10.000	5.45	5057.885	5905.468	10.706	10.0	0.4	NO	0.997	NO	bb
7	7	180205M1_8	Standard	50.000	5.44	23001.533	5570.528	51.614	48.4	-3.3	NO	0.997	NO	bb
8	8	180205M1_9	Standard	100.000	5.44	47325.715	6143.439	96.293	90.6	-9.4	NO	0.997	NO	bb
9	9	180205M1_10	Standard	250.000	5.44	111557.477	4975.161	280.286	268.7	7.5	NO	0.997	NO	bb
10	10	180205M1_11	Standard	500.000	5.44	175530.266	4378.664	501.095	492.4	-1.5	NO	0.997	NO	bb

Vista Analytical Laboratory

Dataset: F:\Projects\PFAS.PRO\Results\180205M1\180205M1-CRV.qld

Last Altered: Tuesday, February 06, 2018 09:06:52 Pacific Standard Time
Printed: Tuesday, February 06, 2018 09:08:40 Pacific Standard Time

Compound name: PFUdA
Coefficient of Determination: R^2 = 0.997616
Calibration curve: -0.000154723 * x^2 + 1.02793 * x + 0.136525
Response type: Internal Std (Ref 49), Area * (IS Conc. / IS Area)
Curve type: 2nd Order, Origin: Exclude, Weighting: 1/x, Axis trans: None

	#	Name	Type	Std. Conc	RT	Area	IS Area	Response	Conc.	%Dev	Conc. Flag	CoD	CoD Flag	x=excluded
1	1	180205M1_2	Standard	0.250	5.46	389.414	13346.800	0.365	0.2	-11.2	NO	0.998	NO	bb
2	2	180205M1_3	Standard	0.500	5.46	608.084	15079.640	0.504	0.4	-28.5	NO	0.998	NO	bb
3	3	180205M1_4	Standard	1.000	5.45	1002.065	8809.350	1.422	1.3	25.1	NO	0.998	NO	bb
4	4	180205M1_5	Standard	2.000	5.46	1882.333	10741.879	2.190	2.0	-0.1	NO	0.998	NO	bb
5	5	180205M1_6	Standard	5.000	5.46	4964.170	11360.022	5.462	5.2	3.7	NO	0.998	NO	bb
6	6	180205M1_7	Standard	10.000	5.46	11090.942	12255.931	11.312	10.9	8.9	NO	0.998	NO	bb
7	7	180205M1_8	Standard	50.000	5.46	44051.438	10991.827	50.096	49.0	-2.1	NO	0.998	NO	bb
8	8	180205M1_9	Standard	100.000	5.45	83940.461	9490.228	110.562	109.2	9.2	NO	0.998	NO	bb
9	9	180205M1_10	Standard	250.000	5.46	202882.109	10915.595	232.331	234.1	-6.3	NO	0.998	NO	bb
10	10	180205M1_11	Standard	500.000	5.45	390795.094	10150.924	481.231	506.7	1.3	NO	0.998	NO	bb

Compound name: PFDS
Coefficient of Determination: R^2 = 0.995765
Calibration curve: 0.000356429 * x^2 + 0.467357 * x + -0.0218895
Response type: Internal Std (Ref 50), Area * (IS Conc. / IS Area)
Curve type: 2nd Order, Origin: Include, Weighting: 1/x, Axis trans: None

	#	Name	Type	Std. Conc	RT	Area	IS Area	Response	Conc.	%Dev	Conc. Flag	CoD	CoD Flag	x=excluded
1	1	180205M1_2	Standard	0.250	5.51	77.424	8210.017	0.118	0.3	19.6	NO	0.996	NO	bb
2	2	180205M1_3	Standard	0.500	5.51	122.722	6068.220	0.253	0.6	17.5	NO	0.996	NO	bb
3	3	180205M1_4	Standard	1.000	5.51	185.541	6999.638	0.331	0.8	-24.5	NO	0.996	NO	bb
4	4	180205M1_5	Standard	2.000	5.50	488.926	8286.914	0.737	1.6	-18.9	NO	0.996	NO	bb
5	5	180205M1_6	Standard	5.000	5.50	1357.079	7532.835	2.252	4.8	-3.1	NO	0.996	NO	bb
6	6	180205M1_7	Standard	10.000	5.51	2504.832	7913.522	3.957	8.5	-15.4	NO	0.996	NO	bb
7	7	180205M1_8	Standard	50.000	5.50	13426.270	6421.619	26.135	53.8	7.5	NO	0.996	NO	bb
8	8	180205M1_9	Standard	100.000	5.50	25593.012	6474.625	49.410	98.4	-1.6	NO	0.996	NO	bb
9	9	180205M1_10	Standard	250.000	5.50	69265.063	6571.548	131.752	238.6	-4.6	NO	0.996	NO	bbX
10	10	180205M1_11	Standard	500.000	5.50	94030.266	6474.451	181.541	313.5	-37.3	YES	0.996	NO	bbX

Dataset: F:\Projects\PFAS.PRO\Results\180205M1\180205M1-CRV.qld

Last Altered: Tuesday, February 06, 2018 09:06:52 Pacific Standard Time
Printed: Tuesday, February 06, 2018 09:08:40 Pacific Standard Time

Compound name: PFDoA
Coefficient of Determination: R^2 = 0.999150
Calibration curve: 0.00496201 * x^2 + 1.4128 * x + 0.639401
Response type: Internal Std (Ref 50), Area * (IS Conc. / IS Area)
Curve type: 2nd Order, Origin: Exclude, Weighting: 1/x, Axis trans: None

	#	Name	Type	Std. Conc	RT	Area	IS Area	Response	Conc.	%Dev	Conc. Flag	CoD	CoD Flag	x=excluded
1	1	180205M1_2	Standard	0.250	5.74	405.903	8210.017	0.618			NO	0.999	NO	bbXl
2	2	180205M1_3	Standard	0.500	5.74	673.229	6068.220	1.387	0.5	5.6	NO	0.999	NO	bb
3	3	180205M1_4	Standard	1.000	5.74	1059.350	6999.638	1.892	0.9	-11.6	NO	0.999	NO	bb
4	4	180205M1_5	Standard	2.000	5.74	2129.994	8286.914	3.213	1.8	-9.5	NO	0.999	NO	bb
5	5	180205M1_6	Standard	5.000	5.74	5213.129	7532.835	8.651	5.6	11.2	NO	0.999	NO	bb
6	6	180205M1_7	Standard	10.000	5.74	10272.429	7913.522	16.226	10.6	6.4	NO	0.999	NO	bb
7	7	180205M1_8	Standard	50.000	5.74	41699.133	6421.619	81.169	48.7	-2.6	NO	0.999	NO	bb
8	8	180205M1_9	Standard	100.000	5.74	99795.602	6474.625	192.667	100.5	0.5	NO	0.999	NO	bb
9	9	180205M1_10	Standard	250.000	5.74	261571.313	6571.548	497.545	204.6	-18.1	NO	0.999	NO	bbX
10	10	180205M1_11	Standard	500.000	5.74	428506.656	6474.451	827.303	289.9	-42.0	YES	0.999	NO	bbX

Compound name: N-MeFOSA
Correlation coefficient: r = 0.997434, r^2 = 0.994875
Calibration curve: 0.904352 * x + 0.313322
Response type: Internal Std (Ref 51), Area * (IS Conc. / IS Area)
Curve type: Linear, Origin: Include, Weighting: 1/x, Axis trans: None

	#	Name	Type	Std. Conc	RT	Area	IS Area	Response	Conc.	%Dev	Conc. Flag	CoD	CoD Flag	x=excluded
1	1	180205M1_2	Standard	1.250	5.84	133.308	16925.346	1.181	1.0	-23.2	NO	0.995	NO	bb
2	2	180205M1_3	Standard	2.500	5.84	248.309	17038.336	2.186	2.1	-17.2	NO	0.995	NO	bb
3	3	180205M1_4	Standard	5.000	5.84	563.493	16428.209	5.145	5.3	6.9	NO	0.995	NO	bb
4	4	180205M1_5	Standard	10.000	5.83	1094.212	15710.326	10.447	11.2	12.1	NO	0.995	NO	bb
5	5	180205M1_6	Standard	25.000	5.84	2832.833	15942.768	26.653	29.1	16.5	NO	0.995	NO	bb
6	6	180205M1_7	Standard	50.000	5.84	5631.762	16495.656	51.211	56.3	12.6	NO	0.995	NO	bb
7	7	180205M1_8	Standard	250.000	5.83	27237.893	16096.688	253.821	280.3	12.1	NO	0.995	NO	bb
8	8	180205M1_9	Standard	500.000	5.84	52551.516	16082.778	490.135	541.6	8.3	NO	0.995	NO	bb
9	9	180205M1_10	Standard	1250.000	5.84	128371.391	16069.375	1198.286	1324.7	6.0	NO	0.995	NO	bb
10	10	180205M1_11	Standard	2500.000	5.84	215195.500	15237.344	2118.435	2342.1	-6.3	NO	0.995	NO	bb

Dataset: F:\Projects\PFAS.PRO\Results\180205M1\180205M1-CRV.qld

Last Altered: Tuesday, February 06, 2018 09:06:52 Pacific Standard Time
Printed: Tuesday, February 06, 2018 09:08:40 Pacific Standard Time

Compound name: PFTrDA
Coefficient of Determination: R^2 = 0.993888
Calibration curve: -0.00731597 * x^2 + 3.97537 * x + 0.0730998
Response type: Internal Std (Ref 52), Area * (IS Conc. / IS Area)
Curve type: 2nd Order, Origin: Exclude, Weighting: 1/x, Axis trans: None

	#	Name	Type	Std. Conc	RT	Area	IS Area	Response	Conc.	%Dev	Conc. Flag	CoD	CoD Flag	x=excluded
1	1	180205M1_2	Standard	0.250	5.98	331.797	4771.891	0.869	0.2	-19.9	NO	0.994	NO	bb
2	2	180205M1_3	Standard	0.500	5.98	640.147	4105.897	1.949	0.5	-5.5	NO	0.994	NO	bb
3	3	180205M1_4	Standard	1.000	5.98	1061.577	3328.105	3.987	1.0	-1.4	NO	0.994	NO	bb
4	4	180205M1_5	Standard	2.000	5.98	2267.542	3159.379	8.971	2.2	12.4	NO	0.994	NO	bb
5	5	180205M1_6	Standard	5.000	5.98	6128.515	3818.064	20.064	5.1	1.5	NO	0.994	NO	bb
6	6	180205M1_7	Standard	10.000	5.99	13552.588	3633.151	46.628	12.0	19.7	NO	0.994	NO	bb
7	7	180205M1_8	Standard	50.000	5.98	50360.754	3809.837	165.233	45.3	-9.3	NO	0.994	NO	bb
8	8	180205M1_9	Standard	100.000	5.98	96444.430	3638.601	331.324	102.8	2.8	NO	0.994	NO	bb
9	9	180205M1_10	Standard	250.000	5.98	247758.734	4154.956	745.371			NO	0.994	NO	bbXI
10	10	180205M1_11	Standard	500.000	5.98	407350.531	4154.664	1225.582			NO	0.994	NO	bbXI

Compound name: PFTeDA
Coefficient of Determination: R^2 = 0.995043
Calibration curve: -0.001626 * x^2 + 2.20804 * x + -0.00552365
Response type: Internal Std (Ref 52), Area * (IS Conc. / IS Area)
Curve type: 2nd Order, Origin: Exclude, Weighting: 1/x, Axis trans: None

	#	Name	Type	Std. Conc	RT	Area	IS Area	Response	Conc.	%Dev	Conc. Flag	CoD	CoD Flag	x=excluded
1	1	180205M1_2	Standard	0.250	6.20	160.461	4771.891	0.420	0.2	-22.8	NO	0.995	NO	bb
2	2	180205M1_3	Standard	0.500	6.20	340.435	4105.897	1.036	0.5	-5.6	NO	0.995	NO	bb
3	3	180205M1_4	Standard	1.000	6.19	604.075	3328.105	2.269	1.0	3.1	NO	0.995	NO	bb
4	4	180205M1_5	Standard	2.000	6.20	1418.106	3159.379	5.611	2.5	27.4	NO	0.995	NO	bb
5	5	180205M1_6	Standard	5.000	6.20	2720.549	3818.064	8.907	4.0	-19.0	NO	0.995	NO	bb
6	6	180205M1_7	Standard	10.000	6.20	7125.633	3633.151	24.516	11.2	12.0	NO	0.995	NO	bb
7	7	180205M1_8	Standard	50.000	6.19	33052.383	3809.837	108.444	51.0	2.1	NO	0.995	NO	bb
8	8	180205M1_9	Standard	100.000	6.20	65142.555	3638.601	223.790	110.3	10.3	NO	0.995	NO	bb
9	9	180205M1_10	Standard	250.000	6.20	137160.031	4154.956	412.640	223.8	-10.5	NO	0.995	NO	bb
10	10	180205M1_11	Standard	500.000	6.20	236745.219	4154.664	712.288	527.5	5.5	NO	0.995	NO	bb

Dataset: F:\Projects\PFAS.PRO\Results\180205M1\180205M1-CRV.qld

Last Altered: Tuesday, February 06, 2018 09:06:52 Pacific Standard Time
Printed: Tuesday, February 06, 2018 09:08:40 Pacific Standard Time

Compound name: N-EtFOSA
Coefficient of Determination: R^2 = 0.999525
Calibration curve: -4.20397e-005 * x^2 + 0.909049 * x + 0.0496773
Response type: Internal Std (Ref 53), Area * (IS Conc. / IS Area)
Curve type: 2nd Order, Origin: Exclude, Weighting: 1/x, Axis trans: None

	#	Name	Type	Std. Conc	RT	Area	IS Area	Response	Conc.	%Dev	Conc. Flag	CoD	CoD Flag	x=excluded
1	1	180205M1_2	Standard	1.250	6.22	193.103	26027.631	1.113	1.2	-6.4	NO	1.000	NO	bb
2	2	180205M1_3	Standard	2.500	6.21	433.200	25818.020	2.517	2.7	8.6	NO	1.000	NO	bb
3	3	180205M1_4	Standard	5.000	6.21	704.009	25200.258	4.190	4.6	-8.9	NO	1.000	NO	bb
4	4	180205M1_5	Standard	10.000	6.21	1593.073	24076.467	9.925	10.9	8.7	NO	1.000	NO	bb
5	5	180205M1_6	Standard	25.000	6.21	3801.835	24555.996	23.223	25.5	2.1	NO	1.000	NO	bb
6	6	180205M1_7	Standard	50.000	6.22	7619.952	25061.127	45.608	50.2	0.5	NO	1.000	NO	bd
7	7	180205M1_8	Standard	250.000	6.21	34266.098	24085.705	213.401	237.3	-5.1	NO	1.000	NO	bb
8	8	180205M1_9	Standard	500.000	6.21	69906.367	24006.668	436.793	491.6	-1.7	NO	1.000	NO	bb
9	9	180205M1_10	Standard	1250.000	6.22	160735.250	21913.373	1100.255	1286.9	2.9	NO	1.000	NO	bb
10	10	180205M1_11	Standard	2500.000	6.21	270773.938	20331.387	1997.704	2482.5	-0.7	NO	1.000	NO	bb

Compound name: PFHxDA
Coefficient of Determination: R^2 = 0.998701
Calibration curve: -0.000702362 * x^2 + 0.725251 * x + 0.092609
Response type: Internal Std (Ref 54), Area * (IS Conc. / IS Area)
Curve type: 2nd Order, Origin: Exclude, Weighting: 1/x, Axis trans: None

	#	Name	Type	Std. Conc	RT	Area	IS Area	Response	Conc.	%Dev	Conc. Flag	CoD	CoD Flag	x=excluded
1	1	180205M1_2	Standard	0.250	6.51	161.507	2897.898	0.279	0.3	2.6	NO	0.999	NO	bb
2	2	180205M1_3	Standard	0.500	6.51	197.982	2721.910	0.364	0.4	-25.2	NO	0.999	NO	bb
3	3	180205M1_4	Standard	1.000	6.51	434.967	2311.265	0.941	1.2	17.1	NO	0.999	NO	bb
4	4	180205M1_5	Standard	2.000	6.51	712.183	2571.405	1.385	1.8	-10.8	NO	0.999	NO	bb
5	5	180205M1_6	Standard	5.000	6.51	2104.636	2691.708	3.909	5.3	5.8	NO	0.999	NO	bb
6	6	180205M1_7	Standard	10.000	6.51	4021.323	2425.339	8.290	11.4	14.3	NO	0.999	NO	bb
7	7	180205M1_8	Standard	50.000	6.51	18173.928	2730.820	33.276	48.0	-4.0	NO	0.999	NO	bb
8	8	180205M1_9	Standard	100.000	6.51	35480.129	2704.692	65.590	100.0	-0.0	NO	0.999	NO	bb
9	9	180205M1_10	Standard	250.000	6.51	100469.781	3647.339	137.730	250.6	0.2	NO	0.999	NO	bb
10	10	180205M1_11	Standard	500.000	6.51	159786.438	3801.264	210.175			NO	0.999	NO	bbXl

Dataset: F:\Projects\PFAS.PRO\Results\180205M1\180205M1-CRV.qld

Last Altered: Tuesday, February 06, 2018 09:06:52 Pacific Standard Time
Printed: Tuesday, February 06, 2018 09:08:40 Pacific Standard Time

Compound name: PFODA
Coefficient of Determination: R^2 = 0.995886
Calibration curve: -0.0015927 * x^2 + 0.943535 * x + -0.0103925
Response type: Internal Std (Ref 54), Area * (IS Conc. / IS Area)
Curve type: 2nd Order, Origin: Include, Weighting: 1/x, Axis trans: None

	#	Name	Type	Std. Conc	RT	Area	IS Area	Response	Conc.	%Dev	Conc. Flag	CoD	CoD Flag	x=excluded
1	1	180205M1_2	Standard	0.250	6.74	126.255	2897.898	0.218	0.2	-3.2	NO	0.996	NO	bb
2	2	180205M1_3	Standard	0.500	6.74	274.029	2721.910	0.503	0.5	9.0	NO	0.996	NO	bb
3	3	180205M1_4	Standard	1.000	6.73	480.673	2311.265	1.040	1.1	11.5	NO	0.996	NO	bb
4	4	180205M1_5	Standard	2.000	6.74	872.088	2571.405	1.696	1.8	-9.3	NO	0.996	NO	bb
5	5	180205M1_6	Standard	5.000	6.74	2105.959	2691.708	3.912	4.2	-16.3	NO	0.996	NO	bb
6	6	180205M1_7	Standard	10.000	6.74	4793.748	2425.339	9.883	10.7	6.8	NO	0.996	NO	bb
7	7	180205M1_8	Standard	50.000	6.74	21522.180	2730.820	39.406	45.2	-9.5	NO	0.996	NO	bb
8	8	180205M1_9	Standard	100.000	6.74	45304.684	2704.692	83.752	108.7	8.7	NO	0.996	NO	bb
9	9	180205M1_10	Standard	250.000	6.73	98436.133	3647.339	134.942	241.4	-3.4	NO	0.996	NO	bb
10	10	180205M1_11	Standard	500.000	6.74	179961.938	3801.264	236.713			NO	0.996	NO	bbXI

Compound name: N-MeFOSE
Coefficient of Determination: R^2 = 0.999674
Calibration curve: 0.000162073 * x^2 + 0.993321 * x + 0.0408533
Response type: Internal Std (Ref 55), Area * (IS Conc. / IS Area)
Curve type: 2nd Order, Origin: Exclude, Weighting: 1/x, Axis trans: None

	#	Name	Type	Std. Conc	RT	Area	IS Area	Response	Conc.	%Dev	Conc. Flag	CoD	CoD Flag	x=excluded
1	1	180205M1_2	Standard	1.250	6.34	222.492	23052.748	1.448	1.4	13.3	NO	1.000	NO	bb
2	2	180205M1_3	Standard	2.500	6.33	331.411	22611.672	2.198	2.2	-13.1	NO	1.000	NO	bb
3	3	180205M1_4	Standard	5.000	6.33	557.718	17689.697	4.729	4.7	-5.7	NO	1.000	NO	bb
4	4	180205M1_5	Standard	10.000	6.34	1426.398	20920.285	10.227	10.2	2.4	NO	1.000	NO	bb
5	5	180205M1_6	Standard	25.000	6.33	4407.009	24092.709	27.438	27.5	9.8	NO	1.000	NO	bb
6	6	180205M1_7	Standard	50.000	6.34	7068.171	22459.658	47.206	47.1	-5.8	NO	1.000	NO	bb
7	7	180205M1_8	Standard	250.000	6.33	34543.496	20572.127	251.871	243.8	-2.5	NO	1.000	NO	bd
8	8	180205M1_9	Standard	500.000	6.33	81911.789	22460.768	547.032	508.5	1.7	NO	1.000	NO	bb
9	9	180205M1_10	Standard	1250.000	6.33	195524.016	19651.977	1492.400	1248.2	-0.1	NO	1.000	NO	bb
10	10	180205M1_11	Standard	2500.000	6.34	278340.938	19258.752	2167.905	1707.0	-31.7	YES	1.000	NO	bdX

Dataset: F:\Projects\PFAS.PRO\Results\180205M1\180205M1-CRV.qld

Last Altered: Tuesday, February 06, 2018 09:06:52 Pacific Standard Time
Printed: Tuesday, February 06, 2018 09:08:40 Pacific Standard Time

Compound name: N-EtFOSE
Correlation coefficient: r = 0.998685, r^2 = 0.997371
Calibration curve: 1.166 * x + -0.0323662
Response type: Internal Std (Ref 56), Area * (IS Conc. / IS Area)
Curve type: Linear, Origin: Exclude, Weighting: 1/x, Axis trans: None

	#	Name	Type	Std. Conc	RT	Area	IS Area	Response	Conc.	%Dev	Conc. Flag	CoD	CoD Flag	x=excluded
1	1	180205M1_2	Standard	1.250	6.49	225.524	18544.109	1.824	1.6	27.4	NO	0.997	NO	bb
2	2	180205M1_3	Standard	2.500	6.49	329.467	19239.158	2.569	2.2	-10.8	NO	0.997	NO	bb
3	3	180205M1_4	Standard	5.000	6.49	785.208	21501.225	5.478	4.7	-5.5	NO	0.997	NO	bb
4	4	180205M1_5	Standard	10.000	6.49	1327.128	18488.846	10.767	9.3	-7.4	NO	0.997	NO	bb
5	5	180205M1_6	Standard	25.000	6.49	3528.166	22763.021	23.249	20.0	-20.1	NO	0.997	NO	bb
6	6	180205M1_7	Standard	50.000	6.49	8527.658	17412.133	73.463	63.0	26.1	NO	0.997	NO	bb
7	7	180205M1_8	Standard	250.000	6.48	40269.238	22968.930	262.981	225.6	-9.8	NO	0.997	NO	bb
8	8	180205M1_9	Standard	500.000	6.48	66313.711	17803.889	558.701	479.2	-4.2	NO	0.997	NO	bd
9	9	180205M1_10	Standard	1250.000	6.49	215053.766	20987.322	1537.026	1318.2	5.5	NO	0.997	NO	bd
10	10	180205M1_11	Standard	2500.000	6.48	361337.500	18820.041	2879.942	2470.0	-1.2	NO	0.997	NO	bd

Compound name: 13C3-PFBA
Response Factor: 0.876112
RRF SD: 0.031766, Relative SD: 3.62579
Response type: Internal Std (Ref 57), Area * (IS Conc. / IS Area)
Curve type: RF

	#	Name	Type	Std. Conc	RT	Area	IS Area	Response	Conc.	%Dev	Conc. Flag	CoD	CoD Flag	x=excluded
1	1	180205M1_2	Standard	12.500	1.45	10022.691	10944.880	11.447	13.1	4.5	NO		NO	bb
2	2	180205M1_3	Standard	12.500	1.46	9106.326	11400.695	9.984	11.4	-8.8	NO		NO	MM
3	3	180205M1_4	Standard	12.500	1.45	9321.310	10634.419	10.957	12.5	0.0	NO		NO	MM
4	4	180205M1_5	Standard	12.500	1.46	9352.168	10529.709	11.102	12.7	1.4	NO		NO	MM
5	5	180205M1_6	Standard	12.500	1.45	9565.349	11065.528	10.805	12.3	-1.3	NO		NO	MM
6	6	180205M1_7	Standard	12.500	1.45	9703.849	10998.306	11.029	12.6	0.7	NO		NO	bb
7	7	180205M1_8	Standard	12.500	1.45	9446.696	10624.597	11.114	12.7	1.5	NO		NO	MM
8	8	180205M1_9	Standard	12.500	1.45	9397.445	10957.186	10.721	12.2	-2.1	NO		NO	MM
9	9	180205M1_10	Standard	12.500	1.45	9688.439	10780.186	11.234	12.8	2.6	NO		NO	bb
10	10	180205M1_11	Standard	12.500	1.45	9431.465	10600.861	11.121	12.7	1.5	NO		NO	MM

Dataset: F:\Projects\PFAS.PRO\Results\180205M1\180205M1-CRV.qld

Last Altered: Tuesday, February 06, 2018 09:06:52 Pacific Standard Time
Printed: Tuesday, February 06, 2018 09:08:40 Pacific Standard Time

Compound name: 13C3-PFPeA
Response Factor: 0.867829
RRF SD: 0.0681601, Relative SD: 7.8541
Response type: Internal Std (Ref 58), Area * (IS Conc. / IS Area)
Curve type: RF

	#	Name	Type	Std. Conc	RT	Area	IS Area	Response	Conc.	%Dev	Conc. Flag	CoD	CoD Flag	x=excluded
1	1	180205M1_2	Standard	12.500	2.41	11632.453	14207.144	10.235	11.8	-5.7	NO		NO	bb
2	2	180205M1_3	Standard	12.500	2.42	11389.154	14180.340	10.040	11.6	-7.5	NO		NO	bb
3	3	180205M1_4	Standard	12.500	2.41	11172.025	12421.671	11.242	13.0	3.6	NO		NO	bb
4	4	180205M1_5	Standard	12.500	2.41	11007.866	12960.338	10.617	12.2	-2.1	NO		NO	bb
5	5	180205M1_6	Standard	12.500	2.41	10975.869	12194.845	11.251	13.0	3.7	NO		NO	bb
6	6	180205M1_7	Standard	12.500	2.41	11146.144	12713.140	10.959	12.6	1.0	NO		NO	bb
7	7	180205M1_8	Standard	12.500	2.41	10337.492	12854.285	10.053	11.6	-7.3	NO		NO	bb
8	8	180205M1_9	Standard	12.500	2.41	10256.807	13082.049	9.800	11.3	-9.7	NO		NO	bb
9	9	180205M1_10	Standard	12.500	2.41	10776.180	10958.029	12.293	14.2	13.3	NO		NO	bb
10	10	180205M1_11	Standard	12.500	2.42	9816.358	10234.262	11.990	13.8	10.5	NO		NO	bb

Compound name: 13C3-PFBS
Response Factor: 0.109196
RRF SD: 0.00615716, Relative SD: 5.63862
Response type: Internal Std (Ref 58), Area * (IS Conc. / IS Area)
Curve type: RF

	#	Name	Type	Std. Conc	RT	Area	IS Area	Response	Conc.	%Dev	Conc. Flag	CoD	CoD Flag	x=excluded
1	1	180205M1_2	Standard	12.500	2.69	1489.336	14207.144	1.310	12.0	-4.0	NO		NO	bb
2	2	180205M1_3	Standard	12.500	2.69	1446.984	14180.340	1.276	11.7	-6.6	NO		NO	bb
3	3	180205M1_4	Standard	12.500	2.69	1439.827	12421.671	1.449	13.3	6.2	NO		NO	bb
4	4	180205M1_5	Standard	12.500	2.69	1296.600	12960.338	1.251	11.5	-8.4	NO		NO	bb
5	5	180205M1_6	Standard	12.500	2.69	1378.333	12194.845	1.413	12.9	3.5	NO		NO	bb
6	6	180205M1_7	Standard	12.500	2.69	1425.968	12713.140	1.402	12.8	2.7	NO		NO	bb
7	7	180205M1_8	Standard	12.500	2.69	1371.053	12854.285	1.333	12.2	-2.3	NO		NO	bb
8	8	180205M1_9	Standard	12.500	2.69	1375.398	13082.049	1.314	12.0	-3.7	NO		NO	bb
9	9	180205M1_10	Standard	12.500	2.69	1263.901	10958.029	1.442	13.2	5.6	NO		NO	bb
10	10	180205M1_11	Standard	12.500	2.69	1195.437	10234.262	1.460	13.4	7.0	NO		NO	bb

Dataset: F:\Projects\PFAS.PRO\Results\180205M1\180205M1-CRV.qld

Last Altered: Tuesday, February 06, 2018 09:06:52 Pacific Standard Time
Printed: Tuesday, February 06, 2018 09:08:40 Pacific Standard Time

Compound name: 13C2-PFHxA
Response Factor: 0.694129
RRF SD: 0.034891, Relative SD: 5.02659
Response type: Internal Std (Ref 58), Area * (IS Conc. / IS Area)
Curve type: RF

	#	Name	Type	Std. Conc	RT	Area	IS Area	Response	Conc.	%Dev	Conc. Flag	CoD	CoD Flag	x=excluded
1	1	180205M1_2	Standard	5.000	3.19	3881.163	14207.144	3.415	4.9	-1.6	NO		NO	bb
2	2	180205M1_3	Standard	5.000	3.19	3896.953	14180.340	3.435	4.9	-1.0	NO		NO	bb
3	3	180205M1_4	Standard	5.000	3.19	3459.113	12421.671	3.481	5.0	0.3	NO		NO	bb
4	4	180205M1_5	Standard	5.000	3.19	3349.376	12960.338	3.230	4.7	-6.9	NO		NO	bb
5	5	180205M1_6	Standard	5.000	3.19	3547.622	12194.845	3.636	5.2	4.8	NO		NO	bb
6	6	180205M1_7	Standard	5.000	3.19	3275.206	12713.140	3.220	4.6	-7.2	NO		NO	bb
7	7	180205M1_8	Standard	5.000	3.19	3579.075	12854.285	3.480	5.0	0.3	NO		NO	bb
8	8	180205M1_9	Standard	5.000	3.19	3564.416	13082.049	3.406	4.9	-1.9	NO		NO	bb
9	9	180205M1_10	Standard	5.000	3.19	3309.701	10958.029	3.775	5.4	8.8	NO		NO	bb
10	10	180205M1_11	Standard	5.000	3.19	2969.390	10234.262	3.627	5.2	4.5	NO		NO	bb

Compound name: 13C4-PFHpA
Response Factor: 0.69436
RRF SD: 0.0350604, Relative SD: 5.04931
Response type: Internal Std (Ref 58), Area * (IS Conc. / IS Area)
Curve type: RF

	#	Name	Type	Std. Conc	RT	Area	IS Area	Response	Conc.	%Dev	Conc. Flag	CoD	CoD Flag	x=excluded
1	1	180205M1_2	Standard	12.500	3.81	9704.343	14207.144	8.538	12.3	-1.6	NO		NO	bb
2	2	180205M1_3	Standard	12.500	3.81	9665.984	14180.340	8.521	12.3	-1.8	NO		NO	bb
3	3	180205M1_4	Standard	12.500	3.81	8594.520	12421.671	8.649	12.5	-0.4	NO		NO	bb
4	4	180205M1_5	Standard	12.500	3.81	8220.954	12960.338	7.929	11.4	-8.6	NO		NO	bb
5	5	180205M1_6	Standard	12.500	3.81	9114.931	12194.845	9.343	13.5	7.6	NO		NO	bb
6	6	180205M1_7	Standard	12.500	3.81	8652.864	12713.140	8.508	12.3	-2.0	NO		NO	bb
7	7	180205M1_8	Standard	12.500	3.81	8671.175	12854.285	8.432	12.1	-2.8	NO		NO	bb
8	8	180205M1_9	Standard	12.500	3.81	8866.871	13082.049	8.472	12.2	-2.4	NO		NO	bb
9	9	180205M1_10	Standard	12.500	3.81	8074.834	10958.029	9.211	13.3	6.1	NO		NO	bb
10	10	180205M1_11	Standard	12.500	3.81	7525.935	10234.262	9.192	13.2	5.9	NO		NO	bb

Dataset: F:\Projects\PFAS.PRO\Results\180205M1\180205M1-CRV.qld

Last Altered: Tuesday, February 06, 2018 09:06:52 Pacific Standard Time
Printed: Tuesday, February 06, 2018 09:08:40 Pacific Standard Time

Compound name: 18O2-PFHxS
Response Factor: 0.349635
RRF SD: 0.0254804, Relative SD: 7.28774
Response type: Internal Std (Ref 59), Area * (IS Conc. / IS Area)
Curve type: RF

	#	Name	Type	Std. Conc	RT	Area	IS Area	Response	Conc.	%Dev	Conc. Flag	CoD	CoD Flag	x=excluded
1	1	180205M1_2	Standard	12.500	3.96	987.703	3238.501	3.812	10.9	-12.8	NO		NO	bb
2	2	180205M1_3	Standard	12.500	3.96	1156.700	3065.263	4.717	13.5	7.9	NO		NO	bb
3	3	180205M1_4	Standard	12.500	3.96	1090.291	2846.284	4.788	13.7	9.6	NO		NO	bb
4	4	180205M1_5	Standard	12.500	3.96	1008.243	2991.896	4.212	12.0	-3.6	NO		NO	bb
5	5	180205M1_6	Standard	12.500	3.96	958.556	2884.804	4.153	11.9	-5.0	NO		NO	bb
6	6	180205M1_7	Standard	12.500	3.96	1005.380	2992.424	4.200	12.0	-3.9	NO		NO	bb
7	7	180205M1_8	Standard	12.500	3.96	1034.881	2744.141	4.714	13.5	7.9	NO		NO	bb
8	8	180205M1_9	Standard	12.500	3.96	989.567	2913.439	4.246	12.1	-2.9	NO		NO	bb
9	9	180205M1_10	Standard	12.500	3.96	1015.036	2751.815	4.611	13.2	5.5	NO		NO	bb
10	10	180205M1_11	Standard	12.500	3.96	832.334	2447.621	4.251	12.2	-2.7	NO		NO	bb

Compound name: 13C2-6:2 FTS
Response Factor: 0.242472
RRF SD: 0.0463263, Relative SD: 19.1058
Response type: Internal Std (Ref 60), Area * (IS Conc. / IS Area)
Curve type: RF

not used.

	#	Name	Type	Std. Conc	RT	Area	IS Area	Response	Conc.	%Dev	Conc. Flag	CoD	CoD Flag	x=excluded
1	1	180205M1_2	Standard	12.500	4.28	2835.686	12123.608	2.924	12.1	-3.5	NO		NO	bb
2	2	180205M1_3	Standard	12.500	4.28	2587.507	13477.624	2.400	9.9	-20.8	NO		NO	bb
3	3	180205M1_4	Standard	12.500	4.27	2627.709	10117.108	3.247	13.4	7.1	NO		NO	bb
4	4	180205M1_5	Standard	12.500	4.27	2638.727	12771.222	2.583	10.7	-14.8	NO		NO	bb
5	5	180205M1_6	Standard	12.500	4.27	2532.616	12492.501	2.534	10.5	-16.4	NO		NO	bb
6	6	180205M1_7	Standard	12.500	4.28	3132.019	12093.818	3.237	13.4	6.8	NO		NO	bb
7	7	180205M1_8	Standard	12.500	4.27	3157.143	12684.229	3.111	12.8	2.7	NO		NO	bb
8	8	180205M1_9	Standard	12.500	4.27	3842.022	11402.758	4.212	17.4	39.0	NO		NO	bb
9	9	180205M1_10	Standard	12.500	4.28	4803.687	10556.547	5.688	23.5	87.7	NO		NO	bbX
10	10	180205M1_11	Standard	12.500	4.28	6100.003	10748.326	7.094	29.3	134.1	NO		NO	bbX

Dataset: F:\Projects\PFAS.PRO\Results\180205M1\180205M1-CRV.qld

Last Altered: Tuesday, February 06, 2018 09:06:52 Pacific Standard Time
Printed: Tuesday, February 06, 2018 09:08:40 Pacific Standard Time

Compound name: 13C2-PFOA
Response Factor: 1.06934
RRF SD: 0.111591, Relative SD: 10.4355
Response type: Internal Std (Ref 60), Area * (IS Conc. / IS Area)
Curve type: RF

	#	Name	Type	Std. Conc	RT	Area	IS Area	Response	Conc.	%Dev	Conc. Flag	CoD	CoD Flag	x=excluded
1	1	180205M1_2	Standard	12.500	4.33	14371.031	12123.608	14.817	13.9	10.9	NO		NO	bb
2	2	180205M1_3	Standard	12.500	4.33	12959.139	13477.624	12.019	11.2	-10.1	NO		NO	bb
3	3	180205M1_4	Standard	12.500	4.33	12753.312	10117.108	15.757	14.7	17.9	NO		NO	bb
4	4	180205M1_5	Standard	12.500	4.33	12828.711	12771.222	12.556	11.7	-6.1	NO		NO	bb
5	5	180205M1_6	Standard	12.500	4.33	11953.538	12492.501	11.961	11.2	-10.5	NO		NO	bb
6	6	180205M1_7	Standard	12.500	4.33	11925.250	12093.818	12.326	11.5	-7.8	NO		NO	bb
7	7	180205M1_8	Standard	12.500	4.33	12257.613	12684.229	12.080	11.3	-9.6	NO		NO	bb
8	8	180205M1_9	Standard	12.500	4.33	13066.736	11402.758	14.324	13.4	7.2	NO		NO	bb
9	9	180205M1_10	Standard	12.500	4.33	12344.222	10556.547	14.617	13.7	9.4	NO		NO	bb
10	10	180205M1_11	Standard	12.500	4.33	11359.581	10748.326	13.211	12.4	-1.2	NO		NO	bb

Compound name: 13C5-PFNA
Response Factor: 0.929137
RRF SD: 0.119735, Relative SD: 12.8867
Response type: Internal Std (Ref 61), Area * (IS Conc. / IS Area)
Curve type: RF

	#	Name	Type	Std. Conc	RT	Area	IS Area	Response	Conc.	%Dev	Conc. Flag	CoD	CoD Flag	x=excluded
1	1	180205M1_2	Standard	12.500	4.76	11386.309	12074.349	11.788	12.7	1.5	NO		NO	bb
2	2	180205M1_3	Standard	12.500	4.76	12361.640	13534.756	11.417	12.3	-1.7	NO		NO	bb
3	3	180205M1_4	Standard	12.500	4.76	9874.763	9758.258	12.649	13.6	8.9	NO		NO	bb
4	4	180205M1_5	Standard	12.500	4.76	10621.063	10320.535	12.864	13.8	10.8	NO		NO	bb
5	5	180205M1_6	Standard	12.500	4.76	10309.997	10986.663	11.730	12.6	1.0	NO		NO	bb
6	6	180205M1_7	Standard	12.500	4.76	11520.252	11350.685	12.687	13.7	9.2	NO		NO	bb
7	7	180205M1_8	Standard	12.500	4.76	9323.253	13201.425	8.828	9.5	-24.0	NO		NO	bb
8	8	180205M1_9	Standard	12.500	4.76	10774.762	14456.489	9.317	10.0	-19.8	NO		NO	bb
9	9	180205M1_10	Standard	12.500	4.76	12012.619	13110.623	11.453	12.3	-1.4	NO		NO	bb
10	10	180205M1_11	Standard	12.500	4.76	9807.670	9141.967	13.410	14.4	15.5	NO		NO	bb

Dataset: F:\Projects\PFAS.PRO\Results\180205M1\180205M1-CRV.qld

Last Altered: Tuesday, February 06, 2018 09:06:52 Pacific Standard Time
Printed: Tuesday, February 06, 2018 09:08:40 Pacific Standard Time

Compound name: 13C8-PFOSA
Response Factor: 0.225978
RRF SD: 0.0125107, Relative SD: 5.53627
Response type: Internal Std (Ref 64), Area * (IS Conc. / IS Area)
Curve type: RF

	#	Name	Type	Std. Conc	RT	Area	IS Area	Response	Conc.	%Dev	Conc. Flag	CoD	CoD Flag	x=excluded
1	1	180205M1_2	Standard	12.500	4.83	2998.812	13471.515	2.783	12.3	-1.5	NO		NO	bb
2	2	180205M1_3	Standard	12.500	4.83	2668.477	11548.412	2.888	12.8	2.3	NO		NO	bb
3	3	180205M1_4	Standard	12.500	4.83	3051.908	13419.694	2.843	12.6	0.6	NO		NO	bb
4	4	180205M1_5	Standard	12.500	4.83	2754.330	11848.722	2.906	12.9	2.9	NO		NO	bb
5	5	180205M1_6	Standard	12.500	4.83	2891.491	11713.126	3.086	13.7	9.2	NO		NO	bb
6	6	180205M1_7	Standard	12.500	4.83	2384.795	11993.388	2.486	11.0	-12.0	NO		NO	bb
7	7	180205M1_8	Standard	12.500	4.83	2298.451	10052.904	2.858	12.6	1.2	NO		NO	bb
8	8	180205M1_9	Standard	12.500	4.83	2844.106	12276.690	2.896	12.8	2.5	NO		NO	bb
9	9	180205M1_10	Standard	12.500	4.83	2504.160	11632.112	2.691	11.9	-4.7	NO		NO	bb
10	10	180205M1_11	Standard	12.500	4.83	2203.638	9796.340	2.812	12.4	-0.5	NO		NO	bb

Compound name: 13C8-PFOS
Response Factor: 1.04148
RRF SD: 0.0845141, Relative SD: 8.11479
Response type: Internal Std (Ref 62), Area * (IS Conc. / IS Area)
Curve type: RF

	#	Name	Type	Std. Conc	RT	Area	IS Area	Response	Conc.	%Dev	Conc. Flag	CoD	CoD Flag	x=excluded
1	1	180205M1_2	Standard	12.500	4.85	3338.892	3131.725	13.327	12.8	2.4	NO		NO	bb
2	2	180205M1_3	Standard	12.500	4.85	3430.266	3507.721	12.224	11.7	-6.1	NO		NO	bb
3	3	180205M1_4	Standard	12.500	4.84	3144.039	2652.612	14.816	14.2	13.8	NO		NO	bb
4	4	180205M1_5	Standard	12.500	4.84	2693.524	2781.547	12.104	11.6	-7.0	NO		NO	bb
5	5	180205M1_6	Standard	12.500	4.85	2976.156	2723.605	13.659	13.1	4.9	NO		NO	bb
6	6	180205M1_7	Standard	12.500	4.85	2690.889	2578.392	13.045	12.5	0.2	NO		NO	bb
7	7	180205M1_8	Standard	12.500	4.84	2548.329	2857.920	11.146	10.7	-14.4	NO		NO	bb
8	8	180205M1_9	Standard	12.500	4.85	3309.513	3102.518	13.334	12.8	2.4	NO		NO	bb
9	9	180205M1_10	Standard	12.500	4.84	2663.184	2659.200	12.519	12.0	-3.8	NO		NO	bb
10	10	180205M1_11	Standard	12.500	4.85	2762.147	2464.244	14.011	13.5	7.6	NO		NO	bb

Vista Analytical Laboratory

Dataset: F:\Projects\PFAS.PRO\Results\180205M1\180205M1-CRV.qld

Last Altered: Tuesday, February 06, 2018 09:06:52 Pacific Standard Time
Printed: Tuesday, February 06, 2018 09:08:40 Pacific Standard Time

Compound name: 13C2-PFDA
Response Factor: 1.21699
RRF SD: 0.147558, Relative SD: 12.1248
Response type: Internal Std (Ref 63), Area * (IS Conc. / IS Area)
Curve type: RF

	#	Name	Type	Std. Conc	RT	Area	IS Area	Response	Conc.	%Dev	Conc. Flag	CoD	CoD Flag	x=excluded
1	1	180205M1_2	Standard	12.500	5.14	12269.099	8983.354	17.072	14.0	12.2	NO		NO	bb
2	2	180205M1_3	Standard	12.500	5.14	10364.091	9115.380	14.212	11.7	-6.6	NO		NO	bb
3	3	180205M1_4	Standard	12.500	5.13	10718.264	8214.631	16.310	13.4	7.2	NO		NO	bb
4	4	180205M1_5	Standard	12.500	5.13	10135.015	10021.978	12.641	10.4	-16.9	NO		NO	bb
5	5	180205M1_6	Standard	12.500	5.13	10742.281	8896.504	15.093	12.4	-0.8	NO		NO	bb
6	6	180205M1_7	Standard	12.500	5.14	10607.220	8253.126	16.065	13.2	5.6	NO		NO	bb
7	7	180205M1_8	Standard	12.500	5.13	8189.372	8712.786	11.749	9.7	-22.8	NO		NO	bb
8	8	180205M1_9	Standard	12.500	5.13	10135.432	7979.455	15.877	13.0	4.4	NO		NO	bb
9	9	180205M1_10	Standard	12.500	5.13	9683.636	6940.661	17.440	14.3	14.6	NO		NO	bb
10	10	180205M1_11	Standard	12.500	5.13	9066.951	7235.832	15.663	12.9	3.0	NO		NO	bb

Compound name: 13C2-8:2 FTS
Response Factor: 0.131175
RRF SD: 0.0183926, Relative SD: 14.0214
Response type: Internal Std (Ref 58), Area * (IS Conc. / IS Area)
Curve type: RF

not used.

	#	Name	Type	Std. Conc	RT	Area	IS Area	Response	Conc.	%Dev	Conc. Flag	CoD	CoD Flag	x=excluded
1	1	180205M1_2	Standard	12.500	5.11	1857.069	14207.144	1.634	12.5	-0.4	NO		NO	bb
2	2	180205M1_3	Standard	12.500	5.11	1500.450	14180.340	1.323	10.1	-19.3	NO		NO	bb
3	3	180205M1_4	Standard	12.500	5.11	1356.665	12421.671	1.365	10.4	-16.7	NO		NO	bb
4	4	180205M1_5	Standard	12.500	5.11	1615.185	12960.338	1.558	11.9	-5.0	NO		NO	bb
5	5	180205M1_6	Standard	12.500	5.11	1774.302	12194.845	1.819	13.9	10.9	NO		NO	bb
6	6	180205M1_7	Standard	12.500	5.11	1640.737	12713.140	1.613	12.3	-1.6	NO		NO	bb
7	7	180205M1_8	Standard	12.500	5.11	1864.799	12854.285	1.813	13.8	10.6	NO		NO	bb
8	8	180205M1_9	Standard	12.500	5.11	2085.309	13082.049	1.993	15.2	21.5	NO		NO	bb
9	9	180205M1_10	Standard	12.500	5.11	3231.662	10958.029	3.686	28.1	124.8	NO		NO	bbX
10	10	180205M1_11	Standard	12.500	5.11	4055.760	10234.262	4.954	37.8	202.1	NO		NO	bbX

Dataset: F:\Projects\PFAS.PRO\Results\180205M1\180205M1-CRV.qld

Last Altered: Tuesday, February 06, 2018 09:06:52 Pacific Standard Time
Printed: Tuesday, February 06, 2018 09:08:40 Pacific Standard Time

Compound name: d3-N-MeFOSAA
Response Factor: 0.432488
RRF SD: 0.039235, Relative SD: 9.07192
Response type: Internal Std (Ref 64), Area * (IS Conc. / IS Area)
Curve type: RF

	#	Name	Type	Std. Conc	RT	Area	IS Area	Response	Conc.	%Dev	Conc. Flag	CoD	CoD Flag	x=excluded
1	1	180205M1_2	Standard	12.500	5.28	5680.184	13471.515	5.271	12.2	-2.5	NO		NO	bb
2	2	180205M1_3	Standard	12.500	5.28	4759.048	11548.412	5.151	11.9	-4.7	NO		NO	bb
3	3	180205M1_4	Standard	12.500	5.28	5587.407	13419.694	5.204	12.0	-3.7	NO		NO	bb
4	4	180205M1_5	Standard	12.500	5.28	4581.280	11848.722	4.833	11.2	-10.6	NO		NO	bb
5	5	180205M1_6	Standard	12.500	5.28	5203.623	11713.126	5.553	12.8	2.7	NO		NO	bb
6	6	180205M1_7	Standard	12.500	5.28	5076.342	11993.388	5.291	12.2	-2.1	NO		NO	bb
7	7	180205M1_8	Standard	12.500	5.28	5354.088	10052.904	6.657	15.4	23.1	NO		NO	bb
8	8	180205M1_9	Standard	12.500	5.28	5533.306	12276.690	5.634	13.0	4.2	NO		NO	bb
9	9	180205M1_10	Standard	12.500	5.28	4874.869	11632.112	5.239	12.1	-3.1	NO		NO	bb
10	10	180205M1_11	Standard	12.500	5.28	4097.078	9796.340	5.228	12.1	-3.3	NO		NO	bb

Compound name: d5-N-EtFOSAA
Response Factor: 0.476045
RRF SD: 0.0590219, Relative SD: 12.3984
Response type: Internal Std (Ref 64), Area * (IS Conc. / IS Area)
Curve type: RF

	#	Name	Type	Std. Conc	RT	Area	IS Area	Response	Conc.	%Dev	Conc. Flag	CoD	CoD Flag	x=excluded
1	1	180205M1_2	Standard	12.500	5.44	5188.511	13471.515	4.814	10.1	-19.1	NO		NO	bb
2	2	180205M1_3	Standard	12.500	5.44	6589.299	11548.412	7.132	15.0	19.9	NO		NO	bb
3	3	180205M1_4	Standard	12.500	5.43	6153.969	13419.694	5.732	12.0	-3.7	NO		NO	bb
4	4	180205M1_5	Standard	12.500	5.43	4993.854	11848.722	5.268	11.1	-11.5	NO		NO	bb
5	5	180205M1_6	Standard	12.500	5.43	5892.494	11713.126	6.288	13.2	5.7	NO		NO	bb
6	6	180205M1_7	Standard	12.500	5.44	5905.468	11993.388	6.155	12.9	3.4	NO		NO	bb
7	7	180205M1_8	Standard	12.500	5.43	5570.528	10052.904	6.927	14.6	16.4	NO		NO	bb
8	8	180205M1_9	Standard	12.500	5.43	6143.439	12276.690	6.255	13.1	5.1	NO		NO	bb
9	9	180205M1_10	Standard	12.500	5.43	4975.161	11632.112	5.346	11.2	-10.2	NO		NO	bb
10	10	180205M1_11	Standard	12.500	5.43	4378.664	9796.340	5.587	11.7	-6.1	NO		NO	bb

Dataset: F:\Projects\PFAS.PRO\Results\180205M1\180205M1-CRV.qld

Last Altered: Tuesday, February 06, 2018 09:06:52 Pacific Standard Time
Printed: Tuesday, February 06, 2018 09:08:40 Pacific Standard Time

Compound name: 13C2-PFUdA
Response Factor: 0.969232
RRF SD: 0.175627, Relative SD: 18.1202
Response type: Internal Std (Ref 64), Area * (IS Conc. / IS Area)
Curve type: RF

	#	Name	Type	Std. Conc	RT	Area	IS Area	Response	Conc.	%Dev	Conc. Flag	CoD	CoD Flag	x=excluded
1	1	180205M1_2	Standard	12.500	5.46	13346.800	13471.515	12.384	12.8	2.2	NO		NO	bb
2	2	180205M1_3	Standard	12.500	5.46	15079.640	11548.412	16.322	16.8	34.7	NO		NO	bb
3	3	180205M1_4	Standard	12.500	5.46	8809.350	13419.694	8.206	8.5	-32.3	NO		NO	bb
4	4	180205M1_5	Standard	12.500	5.45	10741.879	11848.722	11.332	11.7	-6.5	NO		NO	bb
5	5	180205M1_6	Standard	12.500	5.45	11360.022	11713.126	12.123	12.5	0.1	NO		NO	bb
6	6	180205M1_7	Standard	12.500	5.46	12255.931	11993.388	12.774	13.2	5.4	NO		NO	bb
7	7	180205M1_8	Standard	12.500	5.45	10991.827	10052.904	13.667	14.1	12.8	NO		NO	bb
8	8	180205M1_9	Standard	12.500	5.46	9490.228	12276.690	9.663	10.0	-20.2	NO		NO	bb
9	9	180205M1_10	Standard	12.500	5.46	10915.595	11632.112	11.730	12.1	-3.2	NO		NO	bb
10	10	180205M1_11	Standard	12.500	5.46	10150.924	9796.340	12.952	13.4	6.9	NO		NO	bb

Compound name: 13C2-PFDoA
Response Factor: 0.605084
RRF SD: 0.0654597, Relative SD: 10.8183
Response type: Internal Std (Ref 64), Area * (IS Conc. / IS Area)
Curve type: RF

	#	Name	Type	Std. Conc	RT	Area	IS Area	Response	Conc.	%Dev	Conc. Flag	CoD	CoD Flag	x=excluded
1	1	180205M1_2	Standard	12.500	5.74	8210.017	13471.515	7.618	12.6	0.7	NO		NO	bb
2	2	180205M1_3	Standard	12.500	5.74	6068.220	11548.412	6.568	10.9	-13.2	NO		NO	bb
3	3	180205M1_4	Standard	12.500	5.74	6999.638	13419.694	6.520	10.8	-13.8	NO		NO	bb
4	4	180205M1_5	Standard	12.500	5.74	8286.914	11848.722	8.742	14.4	15.6	NO		NO	bb
5	5	180205M1_6	Standard	12.500	5.74	7532.835	11713.126	8.039	13.3	6.3	NO		NO	bb
6	6	180205M1_7	Standard	12.500	5.74	7913.522	11993.388	8.248	13.6	9.0	NO		NO	bb
7	7	180205M1_8	Standard	12.500	5.74	6421.619	10052.904	7.985	13.2	5.6	NO		NO	bb
8	8	180205M1_9	Standard	12.500	5.74	6474.625	12276.690	6.592	10.9	-12.8	NO		NO	bb
9	9	180205M1_10	Standard	12.500	5.74	6571.548	11632.112	7.062	11.7	-6.6	NO		NO	bb
10	10	180205M1_11	Standard	12.500	5.73	6474.451	9796.340	8.261	13.7	9.2	NO		NO	bb

Dataset: F:\Projects\PFAS.PRO\Results\180205M1\180205M1-CRV.qld

Last Altered: Tuesday, February 06, 2018 09:06:52 Pacific Standard Time
Printed: Tuesday, February 06, 2018 09:08:40 Pacific Standard Time

Compound name: d3-N-MeFOSA
Response Factor: 0.115554
RRF SD: 0.0102483, Relative SD: 8.86888
Response type: Internal Std (Ref 64), Area * (IS Conc. / IS Area)
Curve type: RF

	#	Name	Type	Std. Conc	RT	Area	IS Area	Response	Conc.	%Dev	Conc. Flag	CoD	CoD Flag	x=excluded
1	1	180205M1_2	Standard	150.000	5.86	16925.346	13471.515	15.705	135.9	-9.4	NO		NO	bb
2	2	180205M1_3	Standard	150.000	5.86	17038.336	11548.412	18.442	159.6	6.4	NO		NO	bb
3	3	180205M1_4	Standard	150.000	5.86	16428.209	13419.694	15.302	132.4	-11.7	NO		NO	bd
4	4	180205M1_5	Standard	150.000	5.86	15710.326	11848.722	16.574	143.4	-4.4	NO		NO	bb
5	5	180205M1_6	Standard	150.000	5.86	15942.768	11713.126	17.014	147.2	-1.8	NO		NO	bb
6	6	180205M1_7	Standard	150.000	5.86	16495.656	11993.388	17.192	148.8	-0.8	NO		NO	bb
7	7	180205M1_8	Standard	150.000	5.86	16096.688	10052.904	20.015	173.2	15.5	NO		NO	bb
8	8	180205M1_9	Standard	150.000	5.86	16082.778	12276.690	16.375	141.7	-5.5	NO		NO	bb
9	9	180205M1_10	Standard	150.000	5.86	16069.375	11632.112	17.268	149.4	-0.4	NO		NO	bb
10	10	180205M1_11	Standard	150.000	5.86	15237.344	9796.340	19.443	168.3	12.2	NO		NO	bb

Compound name: 13C2-PFTeDA
Response Factor: 0.330996
RRF SD: 0.0535828, Relative SD: 16.1884
Response type: Internal Std (Ref 64), Area * (IS Conc. / IS Area)
Curve type: RF

	#	Name	Type	Std. Conc	RT	Area	IS Area	Response	Conc.	%Dev	Conc. Flag	CoD	CoD Flag	x=excluded
1	1	180205M1_2	Standard	12.500	6.20	4771.891	13471.515	4.428	13.4	7.0	NO		NO	bb
2	2	180205M1_3	Standard	12.500	6.20	4105.897	11548.412	4.444	13.4	7.4	NO		NO	bb
3	3	180205M1_4	Standard	12.500	6.19	3328.105	13419.694	3.100	9.4	-25.1	NO		NO	bb
4	4	180205M1_5	Standard	12.500	6.20	3159.379	11848.722	3.333	10.1	-19.4	NO		NO	bb
5	5	180205M1_6	Standard	12.500	6.19	3818.064	11713.126	4.075	12.3	-1.5	NO		NO	bb
6	6	180205M1_7	Standard	12.500	6.20	3633.151	11993.388	3.787	11.4	-8.5	NO		NO	bb
7	7	180205M1_8	Standard	12.500	6.19	3809.837	10052.904	4.737	14.3	14.5	NO		NO	bb
8	8	180205M1_9	Standard	12.500	6.19	3638.601	12276.690	3.705	11.2	-10.5	NO		NO	bb
9	9	180205M1_10	Standard	12.500	6.19	4154.956	11632.112	4.465	13.5	7.9	NO		NO	bb
10	10	180205M1_11	Standard	12.500	6.19	4154.664	9796.340	5.301	16.0	28.1	NO		NO	bb

Dataset: F:\Projects\PFAS.PRO\Results\180205M1\180205M1-CRV.qld

Last Altered: Tuesday, February 06, 2018 09:06:52 Pacific Standard Time
Printed: Tuesday, February 06, 2018 09:08:40 Pacific Standard Time

Compound name: d5-N-ETFOSA
Response Factor: 0.171452
RRF SD: 0.0135608, Relative SD: 7.90941
Response type: Internal Std (Ref 64), Area * (IS Conc. / IS Area)
Curve type: RF

	# Name	Type	Std. Conc	RT	Area	IS Area	Response	Conc.	%Dev	Conc. Flag	CoD	CoD Flag	x=excluded
1	1 180205M1_2	Standard	150.000	6.23	26027.631	13471.515	24.151	140.9	-6.1	NO		NO	bb
2	2 180205M1_3	Standard	150.000	6.23	25818.020	11548.412	27.945	163.0	8.7	NO		NO	bb
3	3 180205M1_4	Standard	150.000	6.23	25200.258	13419.694	23.473	136.9	-8.7	NO		NO	bb
4	4 180205M1_5	Standard	150.000	6.23	24076.467	11848.722	25.400	148.1	-1.2	NO		NO	bb
5	5 180205M1_6	Standard	150.000	6.23	24555.996	11713.126	26.206	152.8	1.9	NO		NO	bb
6	6 180205M1_7	Standard	150.000	6.23	25061.127	11993.388	26.120	152.3	1.6	NO		NO	bb
7	7 180205M1_8	Standard	150.000	6.23	24085.705	10052.904	29.949	174.7	16.5	NO		NO	bb
8	8 180205M1_9	Standard	150.000	6.23	24006.668	12276.690	24.443	142.6	-5.0	NO		NO	bb
9	9 180205M1_10	Standard	150.000	6.23	21913.373	11632.112	23.548	137.3	-8.4	NO		NO	bb
10	10 180205M1_11	Standard	150.000	6.23	20331.387	9796.340	25.943	151.3	0.9	NO		NO	bb

Compound name: 13C2-PFHxDA
Response Factor: 0.57711
RRF SD: 0.102069, Relative SD: 17.6863
Response type: Internal Std (Ref 64), Area * (IS Conc. / IS Area)
Curve type: RF

	# Name	Type	Std. Conc	RT	Area	IS Area	Response	Conc.	%Dev	Conc. Flag	CoD	CoD Flag	x=excluded
1	1 180205M1_2	Standard	5.000	6.51	2897.898	13471.515	2.689	4.7	-6.8	NO		NO	bb
2	2 180205M1_3	Standard	5.000	6.51	2721.910	11548.412	2.946	5.1	2.1	NO		NO	bb
3	3 180205M1_4	Standard	5.000	6.51	2311.265	13419.694	2.153	3.7	-25.4	NO		NO	bb
4	4 180205M1_5	Standard	5.000	6.51	2571.405	11848.722	2.713	4.7	-6.0	NO		NO	bb
5	5 180205M1_6	Standard	5.000	6.51	2691.708	11713.126	2.873	5.0	-0.5	NO		NO	bb
6	6 180205M1_7	Standard	5.000	6.51	2425.339	11993.388	2.528	4.4	-12.4	NO		NO	bb
7	7 180205M1_8	Standard	5.000	6.51	2730.820	10052.904	3.396	5.9	17.7	NO		NO	bb
8	8 180205M1_9	Standard	5.000	6.51	2704.692	12276.690	2.754	4.8	-4.6	NO		NO	bb
9	9 180205M1_10	Standard	5.000	6.51	3647.339	11632.112	3.919	6.8	35.8	NO		NO	bb
10	10 180205M1_11	Standard	5.000	6.51	3801.264	9796.340	4.850	8.4	68.1	NO		NO	bbX

Dataset: F:\Projects\PFAS.PRO\Results\180205M1\180205M1-CRV.qld

Last Altered: Tuesday, February 06, 2018 09:06:52 Pacific Standard Time
Printed: Tuesday, February 06, 2018 09:08:40 Pacific Standard Time

Compound name: d7-N-MeFOSE
Response Factor: 0.151782
RRF SD: 0.0183037, Relative SD: 12.0592
Response type: Internal Std (Ref 64), Area * (IS Conc. / IS Area)
Curve type: RF

	#	Name	Type	Std. Conc	RT	Area	IS Area	Response	Conc.	%Dev	Conc. Flag	CoD	CoD Flag	x=excluded
1	1	180205M1_2	Standard	150.000	6.33	23052.748	13471.515	21.390	140.9	-6.0	NO		NO	bb
2	2	180205M1_3	Standard	150.000	6.33	22611.672	11548.412	24.475	161.2	7.5	NO		NO	bb
3	3	180205M1_4	Standard	150.000	6.33	17689.697	13419.694	16.477	108.6	-27.6	NO		NO	bb
4	4	180205M1_5	Standard	150.000	6.33	20920.285	11848.722	22.070	145.4	-3.1	NO		NO	bb
5	5	180205M1_6	Standard	150.000	6.33	24092.709	11713.126	25.711	169.4	12.9	NO		NO	bb
6	6	180205M1_7	Standard	150.000	6.33	22459.658	11993.388	23.408	154.2	2.8	NO		NO	bb
7	7	180205M1_8	Standard	150.000	6.33	20572.127	10052.904	25.580	168.5	12.4	NO		NO	bb
8	8	180205M1_9	Standard	150.000	6.33	22460.768	12276.690	22.869	150.7	0.4	NO		NO	bb
9	9	180205M1_10	Standard	150.000	6.33	19651.977	11632.112	21.118	139.1	-7.2	NO		NO	bd
10	10	180205M1_11	Standard	150.000	6.33	19258.752	9796.340	24.574	161.9	7.9	NO		NO	bb

Compound name: d9-N-EtFOSE
Response Factor: 0.142173
RRF SD: 0.0235612, Relative SD: 16.5722
Response type: Internal Std (Ref 64), Area * (IS Conc. / IS Area)
Curve type: RF

	#	Name	Type	Std. Conc	RT	Area	IS Area	Response	Conc.	%Dev	Conc. Flag	CoD	CoD Flag	x=excluded
1	1	180205M1_2	Standard	150.000	6.48	18544.109	13471.515	17.207	121.0	-19.3	NO		NO	bb
2	2	180205M1_3	Standard	150.000	6.48	19239.158	11548.412	20.824	146.5	-2.4	NO		NO	bb
3	3	180205M1_4	Standard	150.000	6.47	21501.225	13419.694	20.028	140.9	-6.1	NO		NO	bb
4	4	180205M1_5	Standard	150.000	6.47	18488.846	11848.722	19.505	137.2	-8.5	NO		NO	bb
5	5	180205M1_6	Standard	150.000	6.47	22763.021	11713.126	24.292	170.9	13.9	NO		NO	bb
6	6	180205M1_7	Standard	150.000	6.48	17412.133	11993.388	18.148	127.6	-14.9	NO		NO	bd
7	7	180205M1_8	Standard	150.000	6.47	22968.930	10052.904	28.560	200.9	33.9	NO		NO	bb
8	8	180205M1_9	Standard	150.000	6.47	17803.889	12276.690	18.128	127.5	-15.0	NO		NO	bd
9	9	180205M1_10	Standard	150.000	6.47	20987.322	11632.112	22.553	158.6	5.8	NO		NO	bb
10	10	180205M1_11	Standard	150.000	6.47	18820.041	9796.340	24.014	168.9	12.6	NO		NO	bd

Dataset: F:\Projects\PFAS.PRO\Results\180205M1\180205M1-CRV.qld

Last Altered: Tuesday, February 06, 2018 09:06:52 Pacific Standard Time
Printed: Tuesday, February 06, 2018 09:08:40 Pacific Standard Time

Compound name: 13C4-PFBA
Response Factor: 1
RRF SD: 0, Relative SD: 0
Response type: Internal Std (Ref 57), Area * (IS Conc. / IS Area)
Curve type: RF

	#	Name	Type	Std. Conc	RT	Area	IS Area	Response	Conc.	%Dev	Conc. Flag	CoD	CoD Flag	x=excluded
1	1	180205M1_2	Standard	12.500	1.45	10944.880	10944.880	12.500	12.5	0.0	NO		NO	MM
2	2	180205M1_3	Standard	12.500	1.45	11400.695	11400.695	12.500	12.5	0.0	NO		NO	MM
3	3	180205M1_4	Standard	12.500	1.45	10634.419	10634.419	12.500	12.5	0.0	NO		NO	MM
4	4	180205M1_5	Standard	12.500	1.45	10529.709	10529.709	12.500	12.5	0.0	NO		NO	MM
5	5	180205M1_6	Standard	12.500	1.45	11065.528	11065.528	12.500	12.5	0.0	NO		NO	MM
6	6	180205M1_7	Standard	12.500	1.45	10998.306	10998.306	12.500	12.5	0.0	NO		NO	bb
7	7	180205M1_8	Standard	12.500	1.45	10624.597	10624.597	12.500	12.5	0.0	NO		NO	bb
8	8	180205M1_9	Standard	12.500	1.45	10957.186	10957.186	12.500	12.5	0.0	NO		NO	bb
9	9	180205M1_10	Standard	12.500	1.45	10780.186	10780.186	12.500	12.5	0.0	NO		NO	MM
10	10	180205M1_11	Standard	12.500	1.45	10600.861	10600.861	12.500	12.5	0.0	NO		NO	bb

Compound name: 13C5-PFHxA
Response Factor: 1
RRF SD: 0, Relative SD: 0
Response type: Internal Std (Ref 58), Area * (IS Conc. / IS Area)
Curve type: RF

	#	Name	Type	Std. Conc	RT	Area	IS Area	Response	Conc.	%Dev	Conc. Flag	CoD	CoD Flag	x=excluded
1	1	180205M1_2	Standard	12.500	3.19	14207.144	14207.144	12.500	12.5	0.0	NO		NO	bb
2	2	180205M1_3	Standard	12.500	3.19	14180.340	14180.340	12.500	12.5	0.0	NO		NO	bb
3	3	180205M1_4	Standard	12.500	3.19	12421.671	12421.671	12.500	12.5	0.0	NO		NO	bb
4	4	180205M1_5	Standard	12.500	3.19	12960.338	12960.338	12.500	12.5	0.0	NO		NO	bb
5	5	180205M1_6	Standard	12.500	3.19	12194.845	12194.845	12.500	12.5	0.0	NO		NO	bb
6	6	180205M1_7	Standard	12.500	3.19	12713.140	12713.140	12.500	12.5	0.0	NO		NO	bb
7	7	180205M1_8	Standard	12.500	3.19	12854.285	12854.285	12.500	12.5	0.0	NO		NO	bb
8	8	180205M1_9	Standard	12.500	3.19	13082.049	13082.049	12.500	12.5	0.0	NO		NO	bb
9	9	180205M1_10	Standard	12.500	3.19	10958.029	10958.029	12.500	12.5	0.0	NO		NO	bb
10	10	180205M1_11	Standard	12.500	3.19	10234.262	10234.262	12.500	12.5	0.0	NO		NO	bb

Dataset: F:\Projects\PFAS.PRO\Results\180205M1\180205M1-CRV.qld

Last Altered: Tuesday, February 06, 2018 09:06:52 Pacific Standard Time
Printed: Tuesday, February 06, 2018 09:08:40 Pacific Standard Time

Compound name: 13C3-PFHxS
Response Factor: 1
RRF SD: 0, Relative SD: 0
Response type: Internal Std (Ref 59), Area * (IS Conc. / IS Area)
Curve type: RF

	#	Name	Type	Std. Conc	RT	Area	IS Area	Response	Conc.	%Dev	Conc. Flag	CoD	CoD Flag	x=excluded
1	1	180205M1_2	Standard	12.500	3.96	3238.501	3238.501	12.500	12.5	0.0	NO		NO	bb
2	2	180205M1_3	Standard	12.500	3.96	3065.263	3065.263	12.500	12.5	0.0	NO		NO	bb
3	3	180205M1_4	Standard	12.500	3.96	2846.284	2846.284	12.500	12.5	0.0	NO		NO	bb
4	4	180205M1_5	Standard	12.500	3.96	2991.896	2991.896	12.500	12.5	0.0	NO		NO	bb
5	5	180205M1_6	Standard	12.500	3.96	2884.804	2884.804	12.500	12.5	0.0	NO		NO	bb
6	6	180205M1_7	Standard	12.500	3.96	2992.424	2992.424	12.500	12.5	0.0	NO		NO	bb
7	7	180205M1_8	Standard	12.500	3.96	2744.141	2744.141	12.500	12.5	0.0	NO		NO	bb
8	8	180205M1_9	Standard	12.500	3.96	2913.439	2913.439	12.500	12.5	0.0	NO		NO	bb
9	9	180205M1_10	Standard	12.500	3.96	2751.815	2751.815	12.500	12.5	0.0	NO		NO	bb
10	10	180205M1_11	Standard	12.500	3.96	2447.621	2447.621	12.500	12.5	0.0	NO		NO	bb

Compound name: 13C8-PFOA
Response Factor: 1
RRF SD: 0, Relative SD: 0
Response type: Internal Std (Ref 60), Area * (IS Conc. / IS Area)
Curve type: RF

	#	Name	Type	Std. Conc	RT	Area	IS Area	Response	Conc.	%Dev	Conc. Flag	CoD	CoD Flag	x=excluded
1	1	180205M1_2	Standard	12.500	4.33	12123.608	12123.608	12.500	12.5	0.0	NO		NO	bb
2	2	180205M1_3	Standard	12.500	4.33	13477.624	13477.624	12.500	12.5	0.0	NO		NO	bb
3	3	180205M1_4	Standard	12.500	4.33	10117.108	10117.108	12.500	12.5	0.0	NO		NO	bb
4	4	180205M1_5	Standard	12.500	4.33	12771.222	12771.222	12.500	12.5	0.0	NO		NO	bb
5	5	180205M1_6	Standard	12.500	4.33	12492.501	12492.501	12.500	12.5	0.0	NO		NO	bb
6	6	180205M1_7	Standard	12.500	4.33	12093.818	12093.818	12.500	12.5	0.0	NO		NO	bb
7	7	180205M1_8	Standard	12.500	4.33	12684.229	12684.229	12.500	12.5	0.0	NO		NO	bb
8	8	180205M1_9	Standard	12.500	4.33	11402.758	11402.758	12.500	12.5	0.0	NO		NO	bb
9	9	180205M1_10	Standard	12.500	4.33	10556.547	10556.547	12.500	12.5	0.0	NO		NO	bb
10	10	180205M1_11	Standard	12.500	4.33	10748.326	10748.326	12.500	12.5	0.0	NO		NO	bb

Dataset: F:\Projects\PFAS.PRO\Results\180205M1\180205M1-CRV.qld

Last Altered: Tuesday, February 06, 2018 09:06:52 Pacific Standard Time
Printed: Tuesday, February 06, 2018 09:08:40 Pacific Standard Time

Compound name: 13C9-PFNA
Response Factor: 1
RRF SD: 0, Relative SD: 0
Response type: Internal Std (Ref 61), Area * (IS Conc. / IS Area)
Curve type: RF

	#	Name	Type	Std. Conc	RT	Area	IS Area	Response	Conc.	%Dev	Conc. Flag	CoD	CoD Flag	x=excluded
1	1	180205M1_2	Standard	12.500	4.76	12074.349	12074.349	12.500	12.5	0.0	NO		NO	MM
2	2	180205M1_3	Standard	12.500	4.76	13534.756	13534.756	12.500	12.5	0.0	NO		NO	MM
3	3	180205M1_4	Standard	12.500	4.76	9758.258	9758.258	12.500	12.5	0.0	NO		NO	MM
4	4	180205M1_5	Standard	12.500	4.76	10320.535	10320.535	12.500	12.5	0.0	NO		NO	MM
5	5	180205M1_6	Standard	12.500	4.76	10986.663	10986.663	12.500	12.5	0.0	NO		NO	MM
6	6	180205M1_7	Standard	12.500	4.76	11350.685	11350.685	12.500	12.5	0.0	NO		NO	MM
7	7	180205M1_8	Standard	12.500	4.76	13201.425	13201.425	12.500	12.5	0.0	NO		NO	MM
8	8	180205M1_9	Standard	12.500	4.76	14456.489	14456.489	12.500	12.5	0.0	NO		NO	MM
9	9	180205M1_10	Standard	12.500	4.76	13110.623	13110.623	12.500	12.5	0.0	NO		NO	MM
10	10	180205M1_11	Standard	12.500	4.76	9141.967	9141.967	12.500	12.5	0.0	NO		NO	MM

Compound name: 13C4-PFOS
Response Factor: 1
RRF SD: 0, Relative SD: 0
Response type: Internal Std (Ref 62), Area * (IS Conc. / IS Area)
Curve type: RF

	#	Name	Type	Std. Conc	RT	Area	IS Area	Response	Conc.	%Dev	Conc. Flag	CoD	CoD Flag	x=excluded
1	1	180205M1_2	Standard	12.500	4.85	3131.725	3131.725	12.500	12.5	0.0	NO		NO	bb
2	2	180205M1_3	Standard	12.500	4.84	3507.721	3507.721	12.500	12.5	0.0	NO		NO	bb
3	3	180205M1_4	Standard	12.500	4.84	2652.612	2652.612	12.500	12.5	0.0	NO		NO	bb
4	4	180205M1_5	Standard	12.500	4.84	2781.547	2781.547	12.500	12.5	0.0	NO		NO	bb
5	5	180205M1_6	Standard	12.500	4.84	2723.605	2723.605	12.500	12.5	0.0	NO		NO	bb
6	6	180205M1_7	Standard	12.500	4.84	2578.392	2578.392	12.500	12.5	0.0	NO		NO	bb
7	7	180205M1_8	Standard	12.500	4.84	2857.920	2857.920	12.500	12.5	0.0	NO		NO	bb
8	8	180205M1_9	Standard	12.500	4.84	3102.518	3102.518	12.500	12.5	0.0	NO		NO	bb
9	9	180205M1_10	Standard	12.500	4.84	2659.200	2659.200	12.500	12.5	0.0	NO		NO	bb
10	10	180205M1_11	Standard	12.500	4.84	2464.244	2464.244	12.500	12.5	0.0	NO		NO	bb

Dataset: F:\Projects\PFAS.PRO\Results\180205M1\180205M1-CRV.qld

Last Altered: Tuesday, February 06, 2018 09:06:52 Pacific Standard Time
Printed: Tuesday, February 06, 2018 09:08:40 Pacific Standard Time

Compound name: 13C6-PFDA
Response Factor: 1
RRF SD: 0, Relative SD: 0
Response type: Internal Std (Ref 63), Area * (IS Conc. / IS Area)
Curve type: RF

	#	Name	Type	Std. Conc	RT	Area	IS Area	Response	Conc.	%Dev	Conc. Flag	CoD	CoD Flag	x=excluded
1	1	180205M1_2	Standard	12.500	5.13	8983.354	8983.354	12.500	12.5	0.0	NO		NO	bb
2	2	180205M1_3	Standard	12.500	5.14	9115.380	9115.380	12.500	12.5	0.0	NO		NO	bb
3	3	180205M1_4	Standard	12.500	5.13	8214.631	8214.631	12.500	12.5	0.0	NO		NO	bb
4	4	180205M1_5	Standard	12.500	5.13	10021.978	10021.978	12.500	12.5	0.0	NO		NO	bb
5	5	180205M1_6	Standard	12.500	5.13	8896.504	8896.504	12.500	12.5	0.0	NO		NO	bb
6	6	180205M1_7	Standard	12.500	5.14	8253.126	8253.126	12.500	12.5	0.0	NO		NO	bb
7	7	180205M1_8	Standard	12.500	5.13	8712.786	8712.786	12.500	12.5	0.0	NO		NO	bb
8	8	180205M1_9	Standard	12.500	5.13	7979.455	7979.455	12.500	12.5	0.0	NO		NO	bb
9	9	180205M1_10	Standard	12.500	5.13	6940.661	6940.661	12.500	12.5	0.0	NO		NO	bb
10	10	180205M1_11	Standard	12.500	5.13	7235.832	7235.832	12.500	12.5	0.0	NO		NO	bb

Compound name: 13C7-PFUdA
Response Factor: 1
RRF SD: 0, Relative SD: 0
Response type: Internal Std (Ref 64), Area * (IS Conc. / IS Area)
Curve type: RF

	#	Name	Type	Std. Conc	RT	Area	IS Area	Response	Conc.	%Dev	Conc. Flag	CoD	CoD Flag	x=excluded
1	1	180205M1_2	Standard	12.500	5.46	13471.515	13471.515	12.500	12.5	0.0	NO		NO	bb
2	2	180205M1_3	Standard	12.500	5.46	11548.412	11548.412	12.500	12.5	0.0	NO		NO	bb
3	3	180205M1_4	Standard	12.500	5.45	13419.694	13419.694	12.500	12.5	0.0	NO		NO	bb
4	4	180205M1_5	Standard	12.500	5.45	11848.722	11848.722	12.500	12.5	0.0	NO		NO	bb
5	5	180205M1_6	Standard	12.500	5.45	11713.126	11713.126	12.500	12.5	0.0	NO		NO	bb
6	6	180205M1_7	Standard	12.500	5.46	11993.388	11993.388	12.500	12.5	0.0	NO		NO	bb
7	7	180205M1_8	Standard	12.500	5.45	10052.904	10052.904	12.500	12.5	0.0	NO		NO	bb
8	8	180205M1_9	Standard	12.500	5.45	12276.690	12276.690	12.500	12.5	0.0	NO		NO	bb
9	9	180205M1_10	Standard	12.500	5.46	11632.112	11632.112	12.500	12.5	0.0	NO		NO	bb
10	10	180205M1_11	Standard	12.500	5.45	9796.340	9796.340	12.500	12.5	0.0	NO		NO	bb

Dataset: F:\Projects\PFAS.PRO\Results\180205M1\180205M1-CRV.qld

Last Altered: Tuesday, February 06, 2018 09:06:52 Pacific Standard Time
Printed: Tuesday, February 06, 2018 09:08:40 Pacific Standard Time

Compound name: 13C2-4:2 FTS
Response Factor: 0.286903
RRF SD: 0.135897, Relative SD: 47.3669
Response type: Internal Std (Ref 58), Area * (IS Conc. / IS Area)
Curve type: RF

not used.

	#	Name	Type	Std. Conc	RT	Area	IS Area	Response	Conc.	%Dev	Conc. Flag	CoD	CoD Flag	x=excluded
1	1	180205M1_2	Standard	12.500	3.10	3174.638	14207.144	2.793	9.7	-22.1	NO		NO	bb
2	2	180205M1_3	Standard	12.500	3.10	3023.639	14180.340	2.665	9.3	-25.7	NO		NO	bb
3	3	180205M1_4	Standard	12.500	3.10	2703.209	12421.671	2.720	9.5	-24.1	NO		NO	bb
4	4	180205M1_5	Standard	12.500	3.10	2887.699	12960.338	2.785	9.7	-22.3	NO		NO	bb
5	5	180205M1_6	Standard	12.500	3.10	2420.153	12194.845	2.481	8.6	-30.8	NO		NO	bb
6	6	180205M1_7	Standard	12.500	3.10	2771.986	12713.140	2.726	9.5	-24.0	NO		NO	bb
7	7	180205M1_8	Standard	12.500	3.10	3118.340	12854.285	3.032	10.6	-15.4	NO		NO	bb
8	8	180205M1_9	Standard	12.500	3.10	3567.199	13082.049	3.408	11.9	-5.0	NO		NO	bb
9	9	180205M1_10	Standard	12.500	3.10	4864.248	10958.029	5.549	19.3	54.7	NO		NO	bb
10	10	180205M1_11	Standard	12.500	3.10	6306.918	10234.262	7.703	26.8	114.8	NO		NO	bb

Vista Analytical Laboratory

Dataset: F:\Projects\PFAS.PRO\Results\180205M1\180205M1-CRV.qld

Last Altered: Tuesday, February 06, 2018 09:06:52 Pacific Standard Time
Printed: Tuesday, February 06, 2018 09:08:40 Pacific Standard Time

Method: F:\Projects\PFAS.PRO\MethDB\PFAS_FULL_80C_020218.mdb 05 Feb 2018 15:16:58
Calibration: F:\Projects\PFAS.PRO\CurveDB\C18_VAL-PFAS_Q4_02-05-18-FULL.cdb 06 Feb 2018 09:06:52

Name: 180205M1_2, Date: 05-Feb-2018, Time: 12:04:38, ID: ST180205M1-1 PFC CS-2 18A3007, Description: PFC CS-2 18A3007

	#	Name	IS#	CoD	CoD Flag	%RSD
1	1	PFBA	34	0.9988	NO	
2	2	PFPeA	35	0.9996	NO	
3	3	PFBS	36	0.9993	NO	
4	4	4:2 FTS	36	0.9994	NO	
5	5	PFHxA	37	0.9999	NO	
6	6	PFPeS	36	0.9943	NO	
7	7	PFHpA	38	0.9985	NO	
8	8	L-PFHxS	39	0.9993	NO	
9	10	6:2 FTS	41	0.9990	NO	
10	11	L-PFOA	41	0.9949	NO	
11	13	PFHpS	44	0.9989	NO	
12	14	PFNA	42	0.9997	NO	
13	15	PFOSA	43	0.9925	NO	
14	16	L-PFOS	44	0.9920	NO	
15	18	PFDA	45	0.9971	NO	
16	19	8:2 FTS	41	0.9991	NO	
17	20	PFNS	44	0.9930	NO	
18	21	N-MeFOSAA	47	0.9988	NO	
19	22	N-EtFOSAA	48	0.9973	NO	
20	23	PFUdA	49	0.9976	NO	
21	24	PFDS	50	0.9958	NO	
22	25	PFDoA	50	0.9991	NO	
23	26	N-MeFOSA	51	0.9949	NO	
24	27	PFTrDA	52	0.9939	NO	
25	28	PFTeDA	52	0.9950	NO	
26	29	N-EtFOSA	53	0.9995	NO	
27	30	PFHxDA	54	0.9987	NO	
28	31	PFODA	54	0.9959	NO	
29	32	N-MeFOSE	55	0.9997	NO	
30	33	N-EtFOSE	56	0.9974	NO	
31	34	13C3-PFBA	57		NO	3.626

Dataset: F:\Projects\PFAS.PRO\Results\180205M1\180205M1-CRV.qld

Last Altered: Tuesday, February 06, 2018 09:06:52 Pacific Standard Time
Printed: Tuesday, February 06, 2018 09:08:40 Pacific Standard Time

Name: 180205M1_2, Date: 05-Feb-2018, Time: 12:04:38, ID: ST180205M1-1 PFC CS-2 18A3007, Description: PFC CS-2 18A3007

	#	Name	IS#	CoD	CoD Flag	%RSD
32	35	13C3-PFPeA	58		NO	7.854
33	36	13C3-PFBS	58		NO	5.639
34	37	13C2-PFHxA	58		NO	5.027
35	38	13C4-PFHpA	58		NO	5.049
36	39	18O2-PFHxS	59		NO	7.288
37	40	13C2-6:2 FTS	60		NO	19.106
38	41	13C2-PFOA	60		NO	10.435
39	42	13C5-PFNA	61		NO	12.887
40	43	13C8-PFOSA	64		NO	5.536
41	44	13C8-PFOS	62		NO	8.115
42	45	13C2-PFDA	63		NO	12.125
43	46	13C2-8:2 FTS	58		NO	14.021
44	47	d3-N-MeFOSAA	64		NO	9.072
45	48	d5-N-EtFOSAA	64		NO	12.398
46	49	13C2-PFUdA	64		NO	18.120
47	50	13C2-PFDoA	64		NO	10.818
48	51	d3-N-MeFOSA	64		NO	8.869
49	52	13C2-PFTeDA	64		NO	16.188
50	53	d5-N-ETFOSA	64		NO	7.909
51	54	13C2-PFHxDA	64		NO	17.686
52	55	d7-N-MeFOSE	64		NO	12.059
53	56	d9-N-EtFOSE	64		NO	16.572
54	57	13C4-PFBA	57		NO	0.000
55	58	13C5-PFHxA	58		NO	0.000
56	59	13C3-PFHxS	59		NO	0.000
57	60	13C8-PFOA	60		NO	0.000
58	61	13C9-PFNA	61		NO	0.000
59	62	13C4-PFOS	62		NO	0.000
60	63	13C6-PFDA	63		NO	0.000
61	64	13C7-PFUdA	64		NO	0.000
62	72	13C2-4:2 FTS	58		NO	47.367

Vista Analytical Laboratory

Dataset: Untitled

Last Altered: Tuesday, February 06, 2018 09:00:10 Pacific Standard Time
Printed: Tuesday, February 06, 2018 09:00:46 Pacific Standard Time

Method: F:\Projects\PFAS.PRO\MethDB\PFAS_FULL_80C_020218.mdb 05 Feb 2018 15:16:58
Calibration: F:\Projects\PFAS.PRO\CurveDB\C18_VAL-PFAS_Q4_02-05-18-FULL.cdb 06 Feb 2018 08:49:29

Compound name: PFBA

	Name	ID	Acq.Date	Acq.Time
1	180205M1_1	IPA	05-Feb-18	11:53:14
2	180205M1_2	ST180205M1-1 PFC CS-2 18A3007	05-Feb-18	12:04:38
3	180205M1_3	ST180205M1-2 PFC CS-1 18A3008	05-Feb-18	12:16:04
4	180205M1_4	ST180205M1-3 PFC CS0 18A3009	05-Feb-18	12:27:31
5	180205M1_5	ST180205M1-4 PFC CS1 18A3010	05-Feb-18	12:38:58
6	180205M1_6	ST180205M1-5 PFC CS2 18A3011	05-Feb-18	12:50:27
7	180205M1_7	ST180205M1-6 PFC CS3 18A3012	05-Feb-18	13:01:56
8	180205M1_8	ST180205M1-7 PFC CS4 18A3013	05-Feb-18	13:13:25
9	180205M1_9	ST180205M1-8 PFC CS5 18A3014	05-Feb-18	13:24:55
10	180205M1_10	ST180205M1-9 PFC CS6 18A3015	05-Feb-18	13:36:22
11	180205M1_11	ST180205M1-10 PFC CS7 18A3016	05-Feb-18	13:47:52
12	180205M1_12	IPA	05-Feb-18	13:59:22
13	180205M1_13	ICV180205M1-1 PFC ICV 18A3006	05-Feb-18	14:10:49

Vista Analytical Laboratory Q1

Dataset: F:\Projects\PFAS.PRO\Results\180205M1\180205M1-CRV.qld

Last Altered: Tuesday, February 06, 2018 08:49:29 Pacific Standard Time
Printed: Tuesday, February 06, 2018 08:53:14 Pacific Standard Time

Method: F:\Projects\PFAS.PRO\MethDB\PFAS_FULL_80C_020218.mdb 05 Feb 2018 15:16:58
Calibration: F:\Projects\PFAS.PRO\CurveDB\C18_VAL-PFAS_Q4_02-05-18-FULL.cdb 06 Feb 2018 08:49:29

Compound name: PFBA
Correlation coefficient: r = 0.999386, r^2 = 0.998773
Calibration curve: 1.09309 * x + 0.0259553
Response type: Internal Std (Ref 34), Area * (IS Conc. / IS Area)
Curve type: Linear, Origin: Include, Weighting: 1/x, Axis trans: None

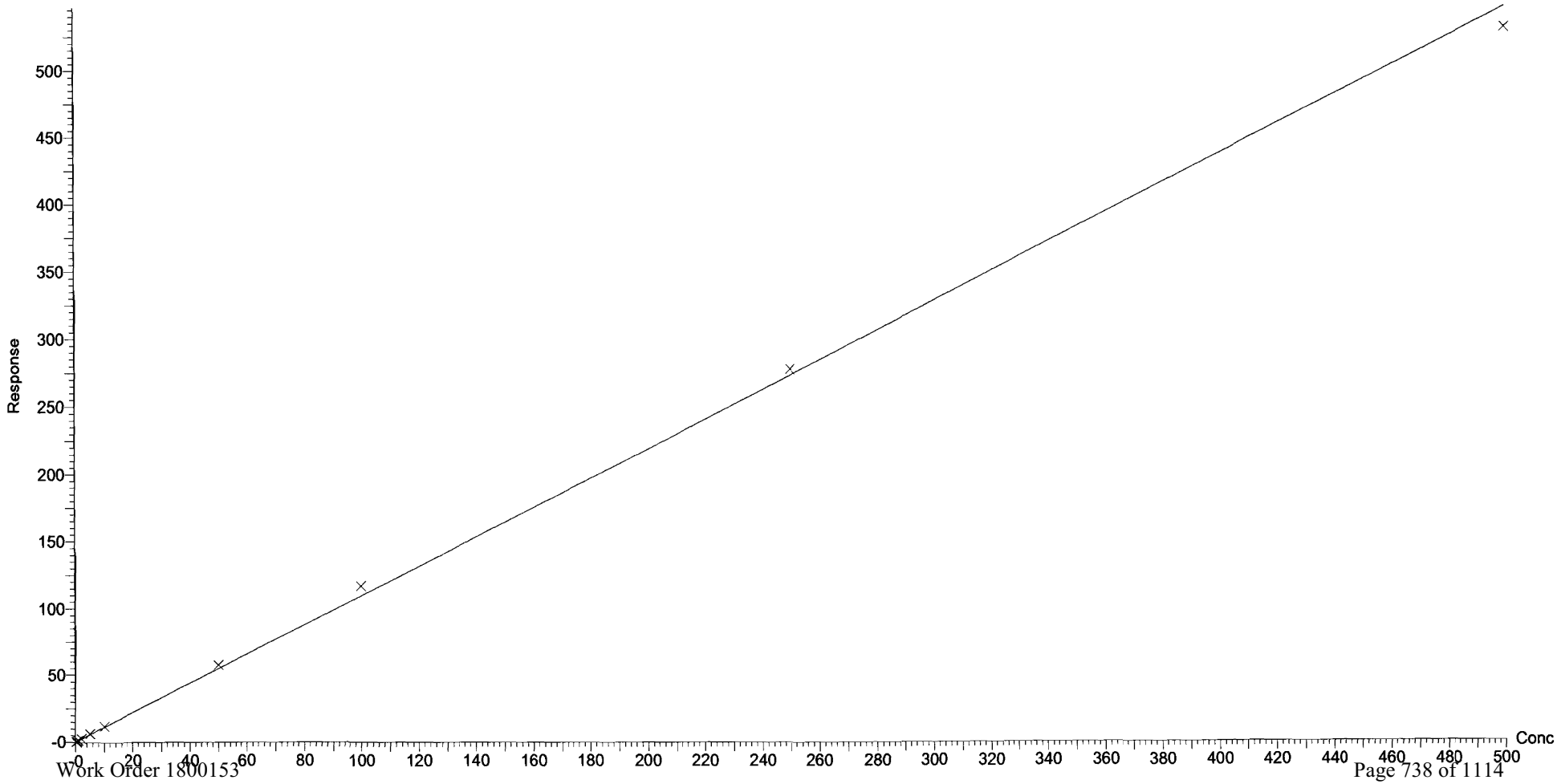

Dataset: F:\Projects\PFAS.PRO\Results\180205M1\180205M1-CRV.qld

Last Altered: Tuesday, February 06, 2018 08:49:29 Pacific Standard Time
Printed: Tuesday, February 06, 2018 08:53:14 Pacific Standard Time

Compound name: PFPeA
Correlation coefficient: r = 0.999812, r^2 = 0.999624
Calibration curve: 0.964836 * x + 0.0930119
Response type: Internal Std (Ref 35), Area * (IS Conc. / IS Area)
Curve type: Linear, Origin: Exclude, Weighting: 1/x, Axis trans: None

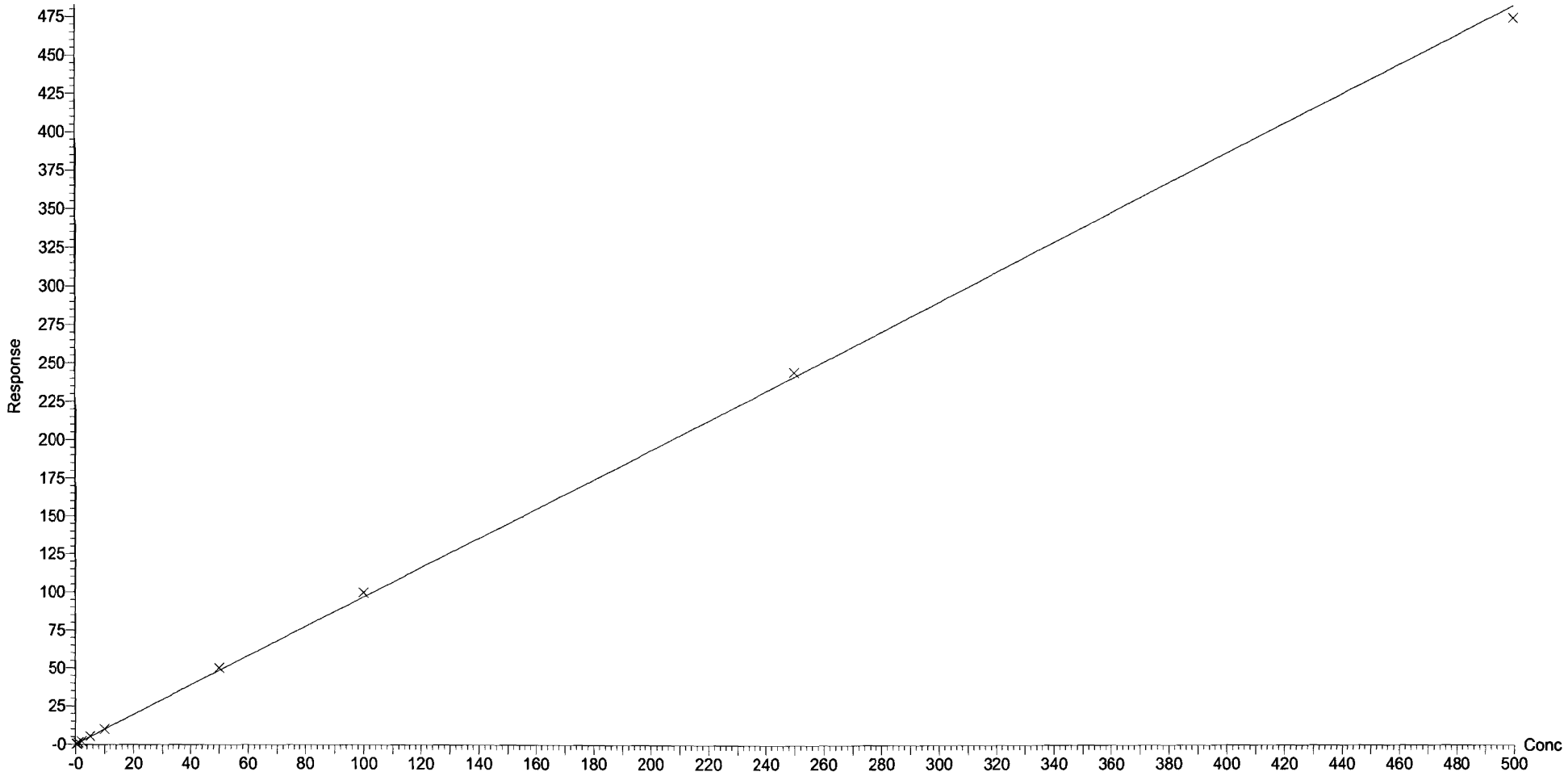

Dataset: F:\Projects\PFAS.PRO\Results\180205M1\180205M1-CRV.qld

Last Altered: Tuesday, February 06, 2018 08:49:29 Pacific Standard Time
Printed: Tuesday, February 06, 2018 08:53:14 Pacific Standard Time

Compound name: PFBS
Coefficient of Determination: R^2 = 0.999344
Calibration curve: -0.00019974 * x^2 + 1.89439 * x + -0.0235196
Response type: Internal Std (Ref 36), Area * (IS Conc. / IS Area)
Curve type: 2nd Order, Origin: Exclude, Weighting: 1/x, Axis trans: None

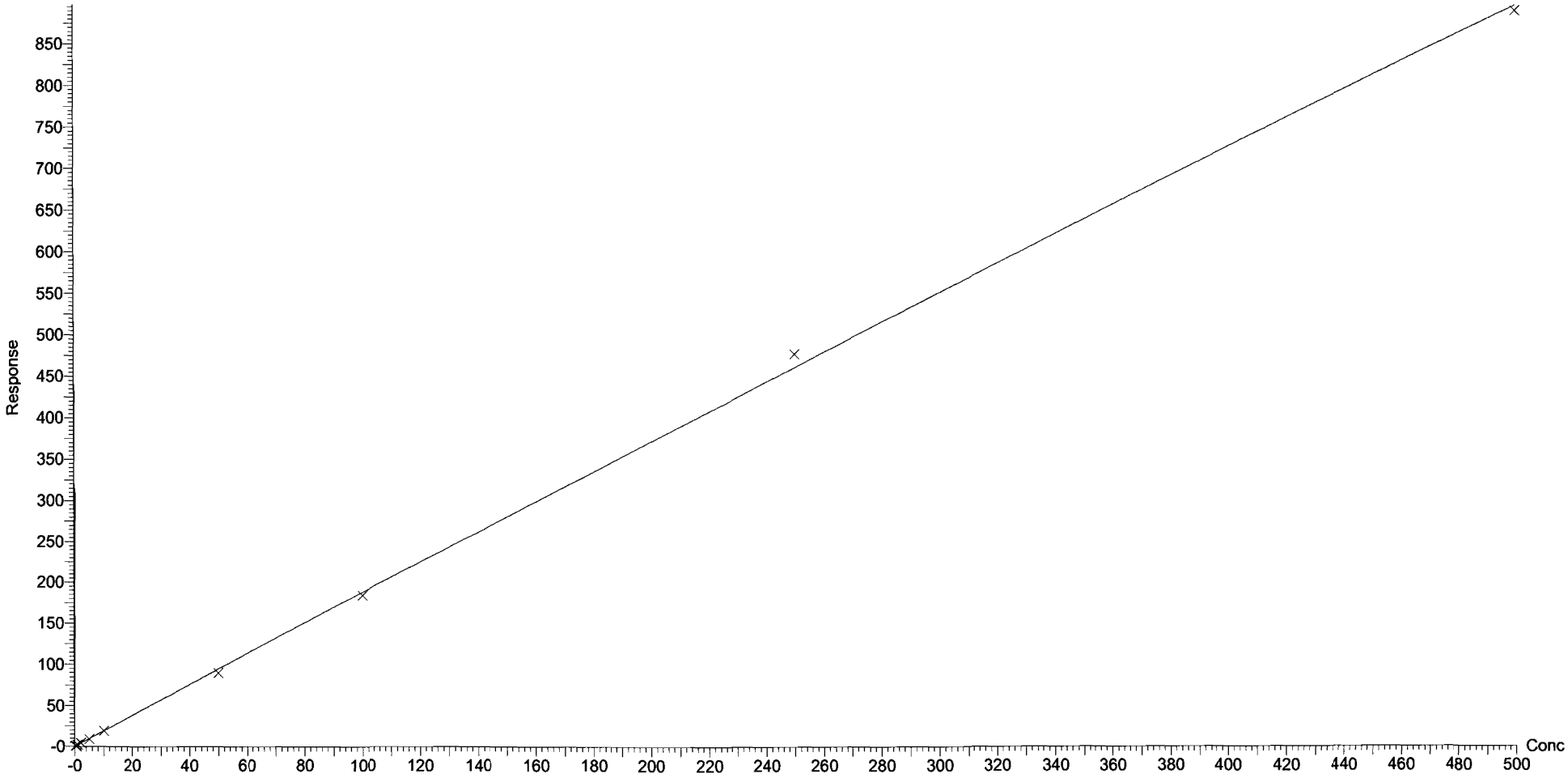

Dataset: F:\Projects\PFAS.PRO\Results\180205M1\180205M1-CRV.qld

Last Altered: Tuesday, February 06, 2018 08:49:29 Pacific Standard Time
Printed: Tuesday, February 06, 2018 08:53:14 Pacific Standard Time

Compound name: 4:2 FTS
Coefficient of Determination: R^2 = 0.999379
Calibration curve: -0.000386556 * x^2 + 1.68052 * x + -0.0388557
Response type: Internal Std (Ref 36), Area * (IS Conc. / IS Area)
Curve type: 2nd Order, Origin: Exclude, Weighting: 1/x, Axis trans: None

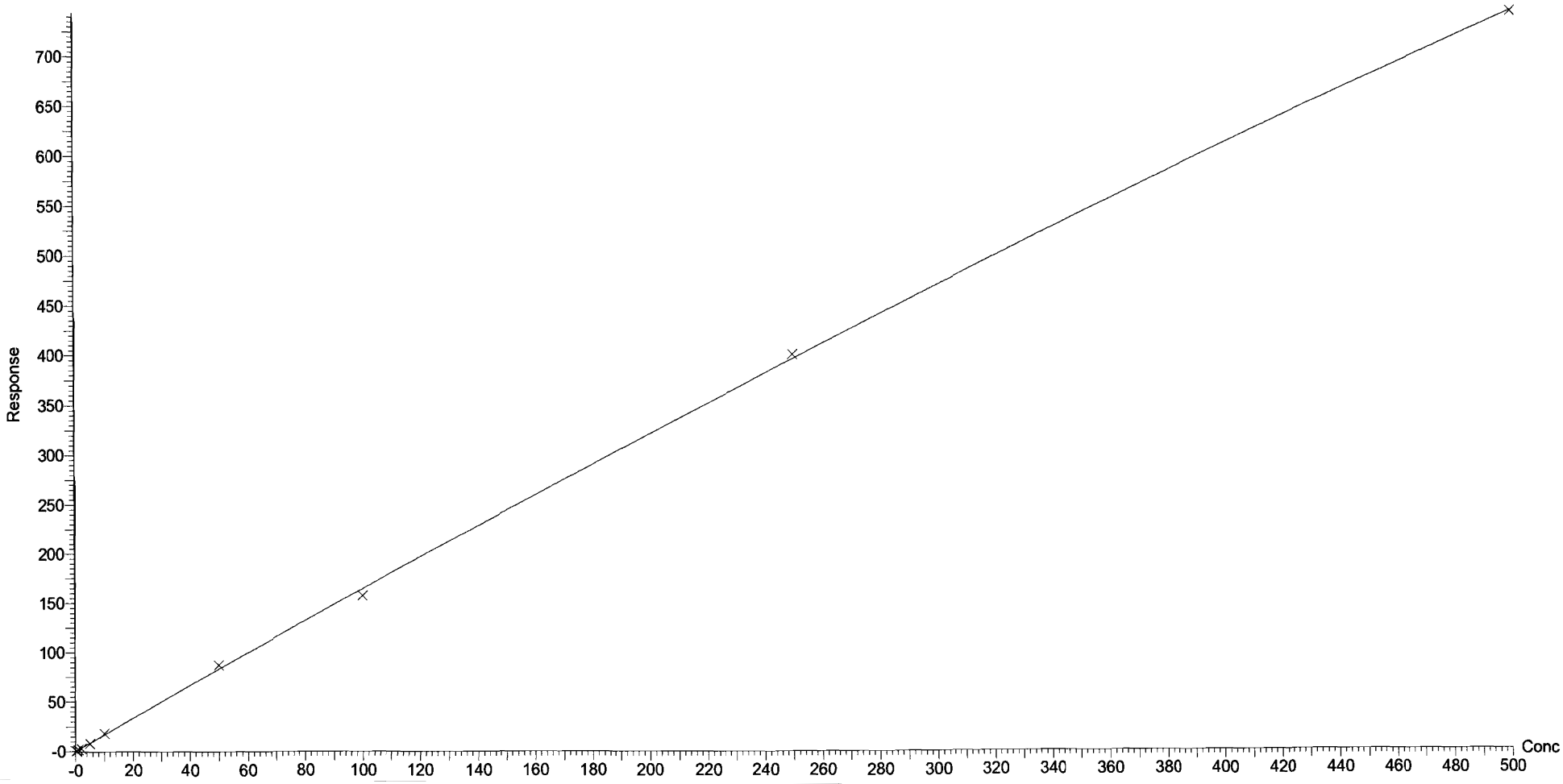

Dataset: F:\Projects\PFAS.PRO\Results\180205M1\180205M1-CRV.qld

Last Altered: Tuesday, February 06, 2018 08:49:29 Pacific Standard Time
Printed: Tuesday, February 06, 2018 08:53:14 Pacific Standard Time

Compound name: PFHxA
Coefficient of Determination: R^2 = 0.999926
Calibration curve: 0.000103819 * x^2 + 1.50456 * x + 0.0461584
Response type: Internal Std (Ref 37), Area * (IS Conc. / IS Area)
Curve type: 2nd Order, Origin: Include, Weighting: 1/x, Axis trans: None

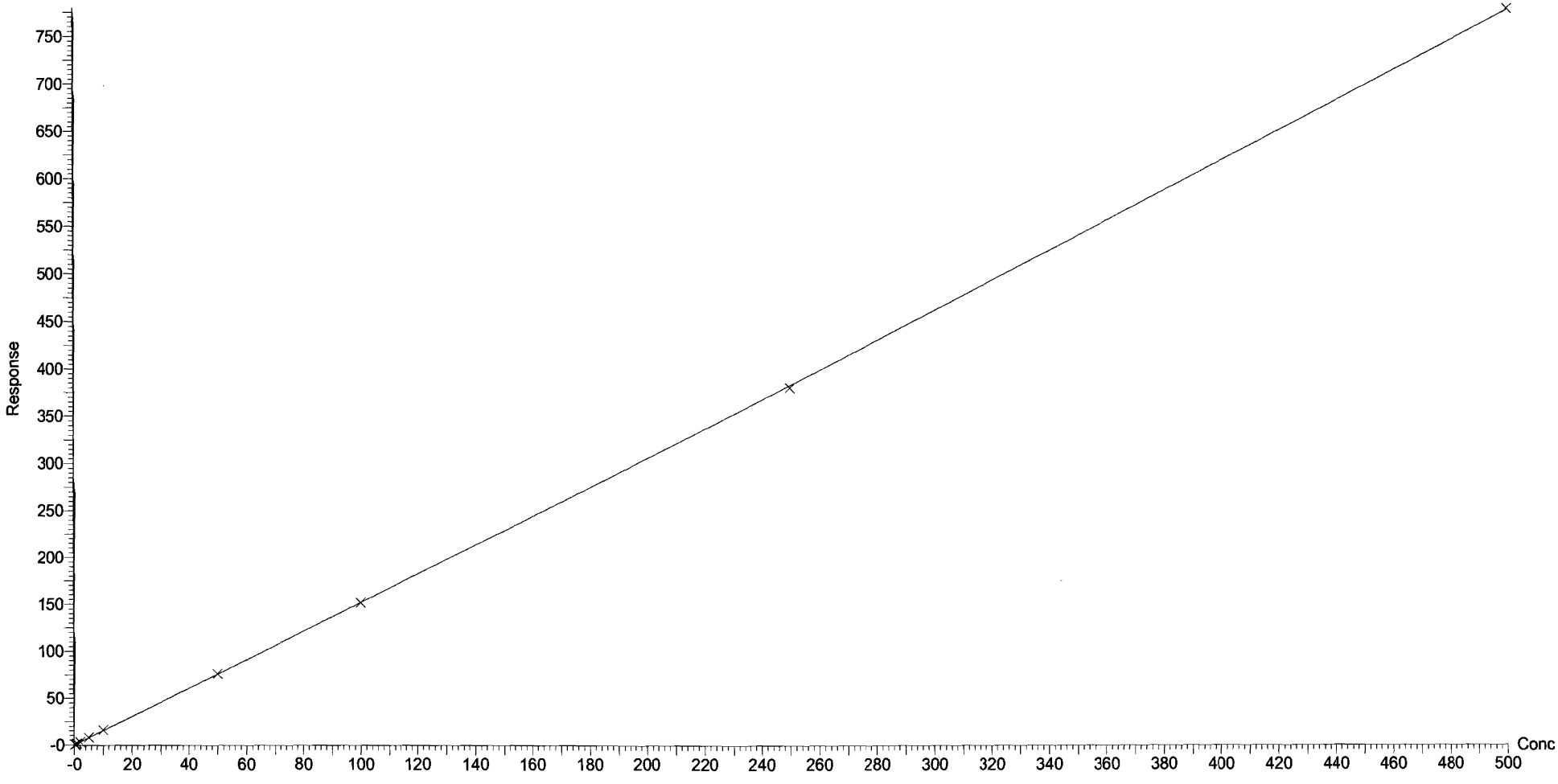

Dataset: F:\Projects\PFAS.PRO\Results\180205M1\180205M1-CRV.qld

Last Altered: Tuesday, February 06, 2018 08:49:29 Pacific Standard Time
Printed: Tuesday, February 06, 2018 08:53:14 Pacific Standard Time

Compound name: PFPeS
Correlation coefficient: r = 0.997169, r^2 = 0.994345
Calibration curve: 1.94685 * x + 0.126058
Response type: Internal Std (Ref 36), Area * (IS Conc. / IS Area)
Curve type: Linear, Origin: Exclude, Weighting: 1/x, Axis trans: None

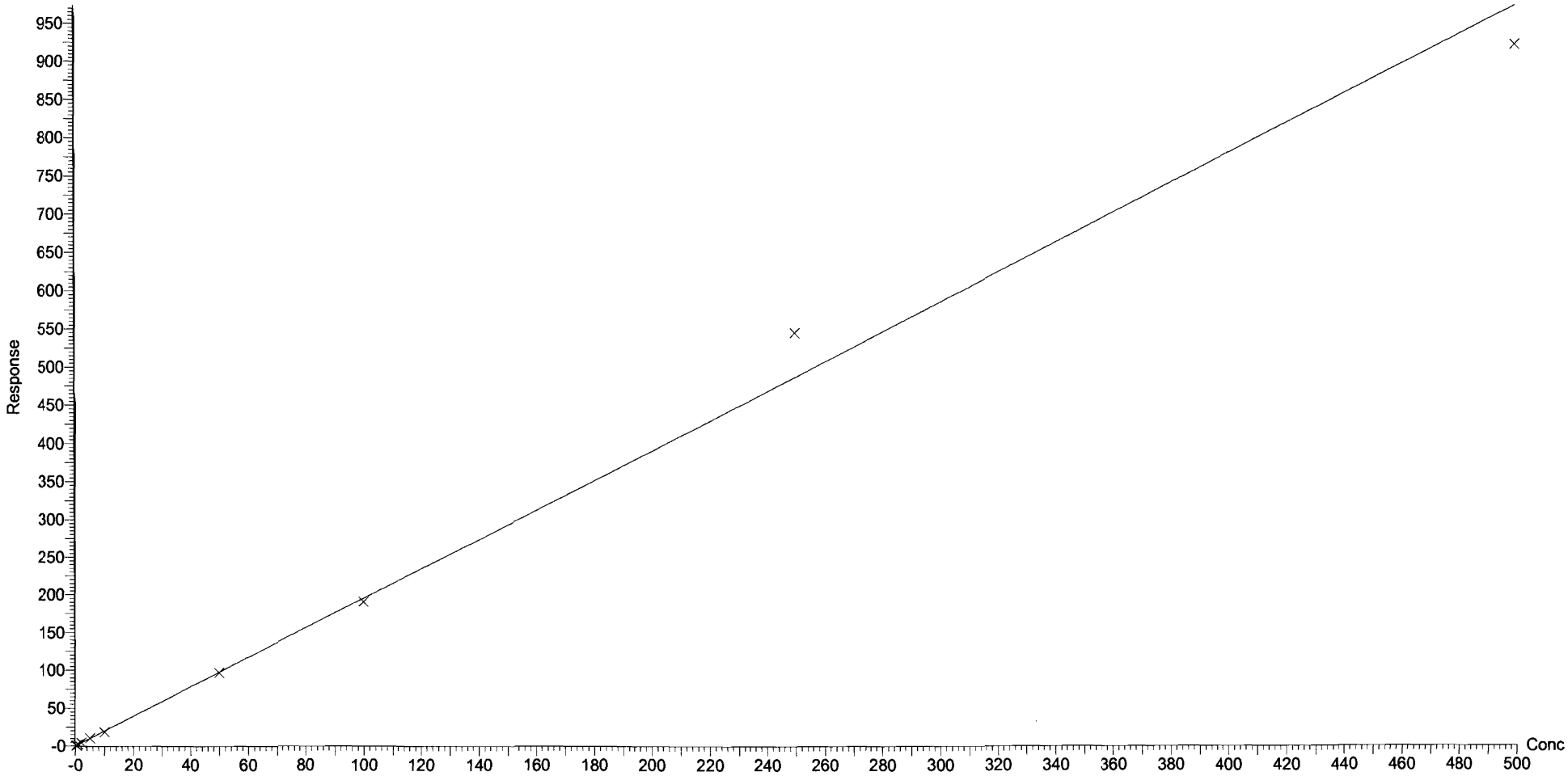

Dataset: F:\Projects\PFAS.PRO\Results\180205M1\180205M1-CRV.qld

Last Altered: Tuesday, February 06, 2018 08:49:29 Pacific Standard Time
Printed: Tuesday, February 06, 2018 08:53:14 Pacific Standard Time

Compound name: PFHpA
Correlation coefficient: r = 0.999256, r^2 = 0.998512
Calibration curve: 1.23316 * x + 0.0812379
Response type: Internal Std (Ref 38), Area * (IS Conc. / IS Area)
Curve type: Linear, Origin: Exclude, Weighting: 1/x, Axis trans: None

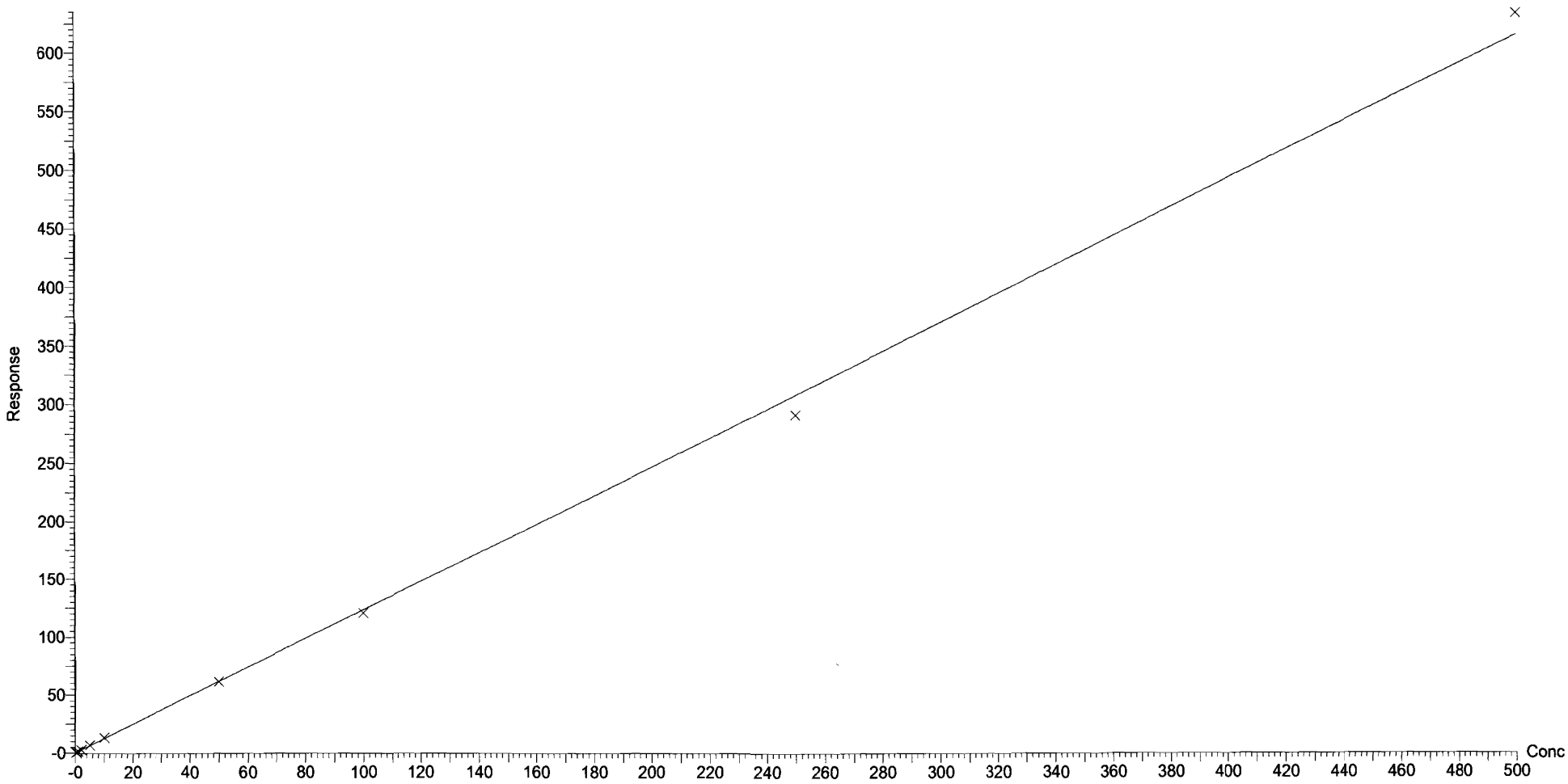

Vista Analytical Laboratory Q1

Dataset: F:\Projects\PFAS.PRO\Results\180205M1\180205M1-CRV.qld

Last Altered: Tuesday, February 06, 2018 09:06:52 Pacific Standard Time
Printed: Tuesday, February 06, 2018 09:07:42 Pacific Standard Time

Method: F:\Projects\PFAS.PRO\MethDB\PFAS_FULL_80C_020218.mdb 05 Feb 2018 15:16:58
Calibration: F:\Projects\PFAS.PRO\CurveDB\C18_VAL-PFAS_Q4_02-05-18-FULL.cdb 06 Feb 2018 09:06:52

Compound name: L-PFHxS
Coefficient of Determination: R^2 = 0.999287
Calibration curve: 8.67729e-005 * x^2 + 1.83166 * x + 0.0909919
Response type: Internal Std (Ref 39), Area * (IS Conc. / IS Area)
Curve type: 2nd Order, Origin: Exclude, Weighting: 1/x, Axis trans: None

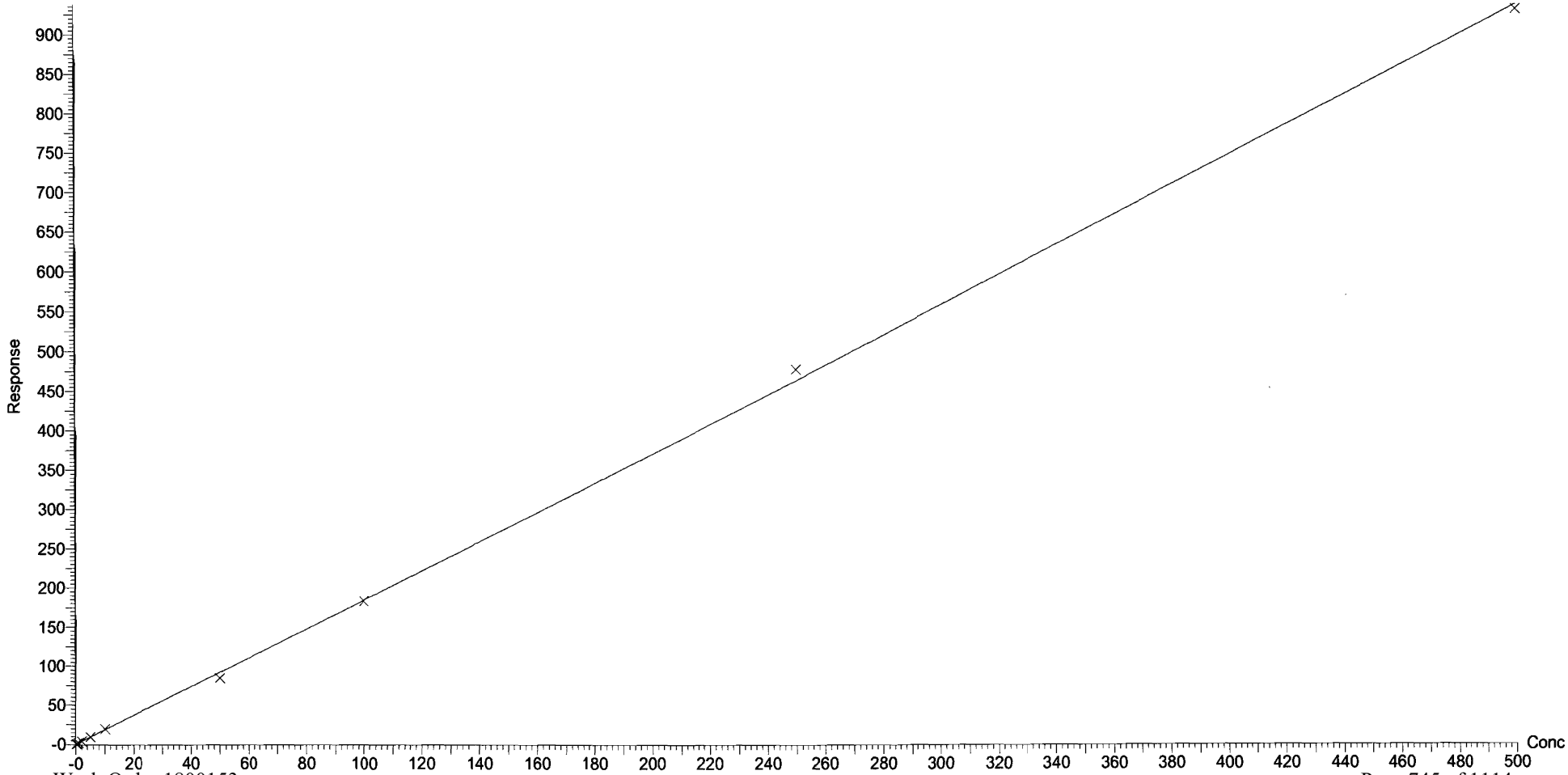

Dataset: F:\Projects\PFAS.PRO\Results\180205M1\180205M1-CRV.qld

Last Altered: Tuesday, February 06, 2018 08:49:29 Pacific Standard Time
Printed: Tuesday, February 06, 2018 08:53:14 Pacific Standard Time

Compound name: 6:2 FTS
Coefficient of Determination: R^2 = 0.999028
Calibration curve: -0.000183352 * x^2 + 0.260815 * x + -0.00597784
Response type: Internal Std (Ref 41), Area * (IS Conc. / IS Area)
Curve type: 2nd Order, Origin: Include, Weighting: 1/x, Axis trans: None

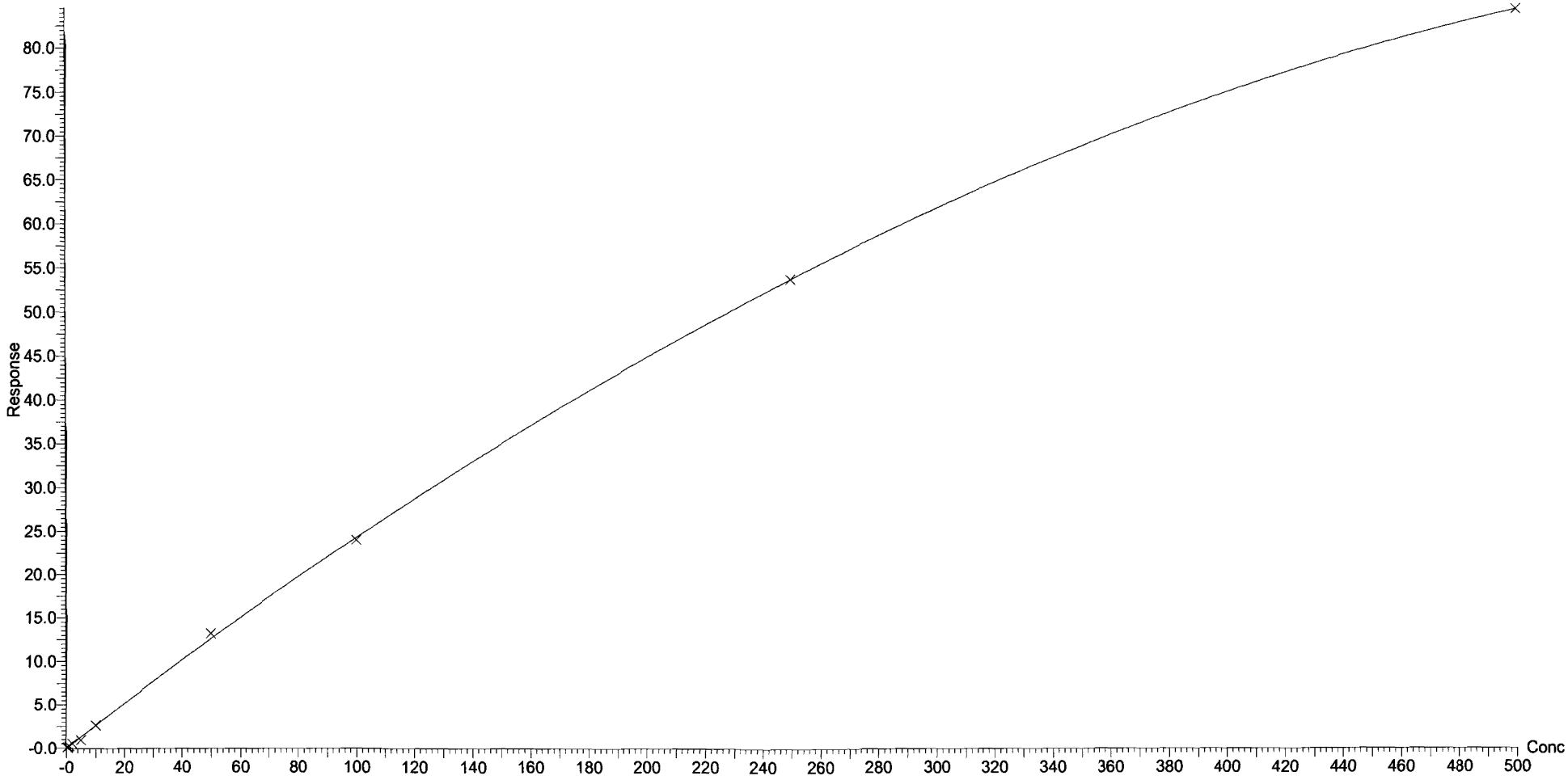

Dataset: F:\Projects\PFAS.PRO\Results\180205M1\180205M1-CRV.qld

Last Altered: Tuesday, February 06, 2018 08:49:29 Pacific Standard Time
Printed: Tuesday, February 06, 2018 08:53:14 Pacific Standard Time

Compound name: L-PFOA
Coefficient of Determination: R^2 = 0.994873
Calibration curve: -0.000138522 * x^2 + 0.942967 * x + 0.133643
Response type: Internal Std (Ref 41), Area * (IS Conc. / IS Area)
Curve type: 2nd Order, Origin: Exclude, Weighting: 1/x, Axis trans: None

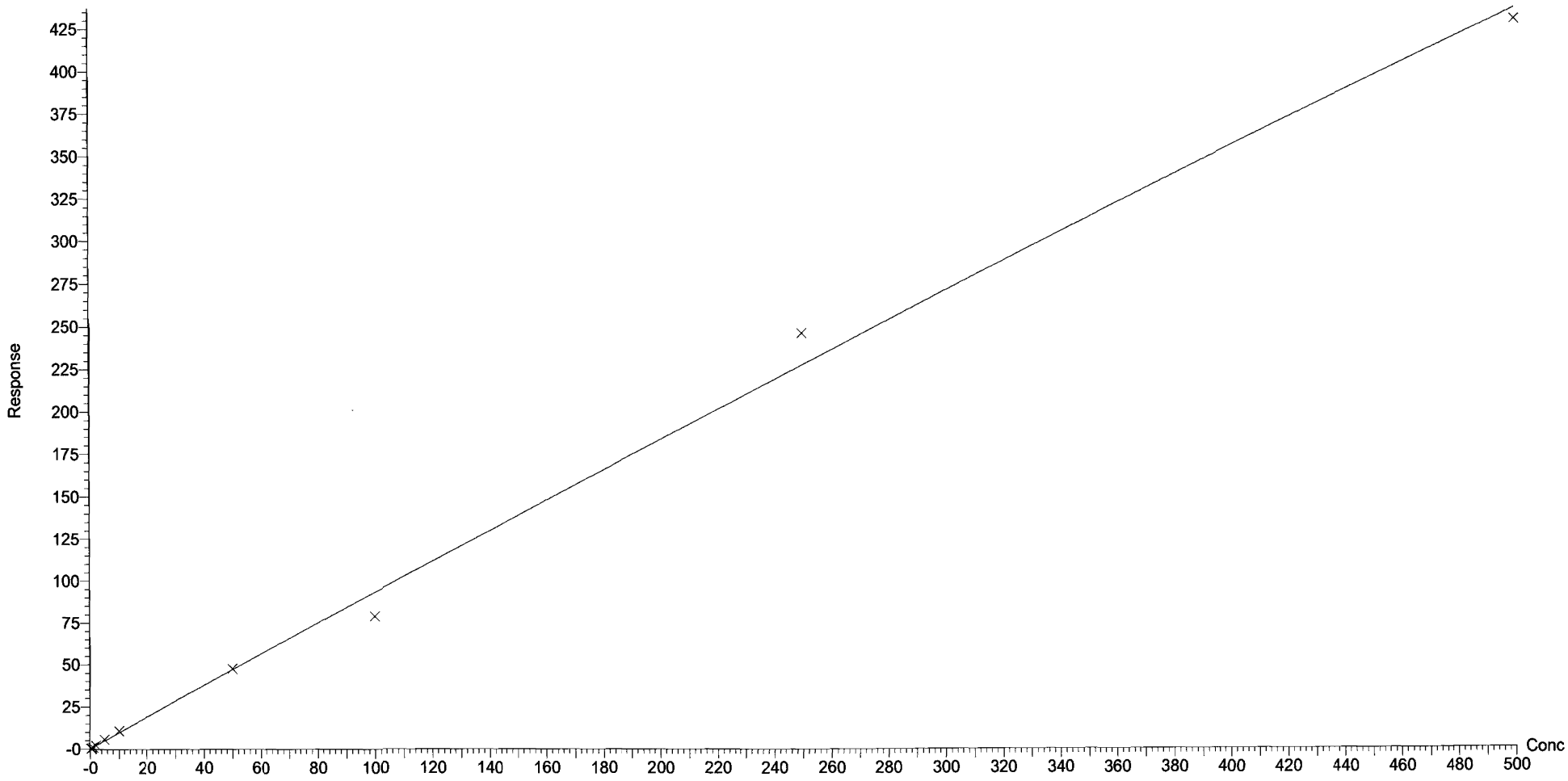

Dataset: F:\Projects\PFAS.PRO\Results\180205M1\180205M1-CRV.qld

Last Altered: Tuesday, February 06, 2018 08:49:29 Pacific Standard Time
Printed: Tuesday, February 06, 2018 08:53:14 Pacific Standard Time

Compound name: PFHpS
Coefficient of Determination: R^2 = 0.998876
Calibration curve: -0.00320317 * x^2 + 1.18129 * x + -0.0785414
Response type: Internal Std (Ref 44), Area * (IS Conc. / IS Area)
Curve type: 2nd Order, Origin: Include, Weighting: 1/x, Axis trans: None

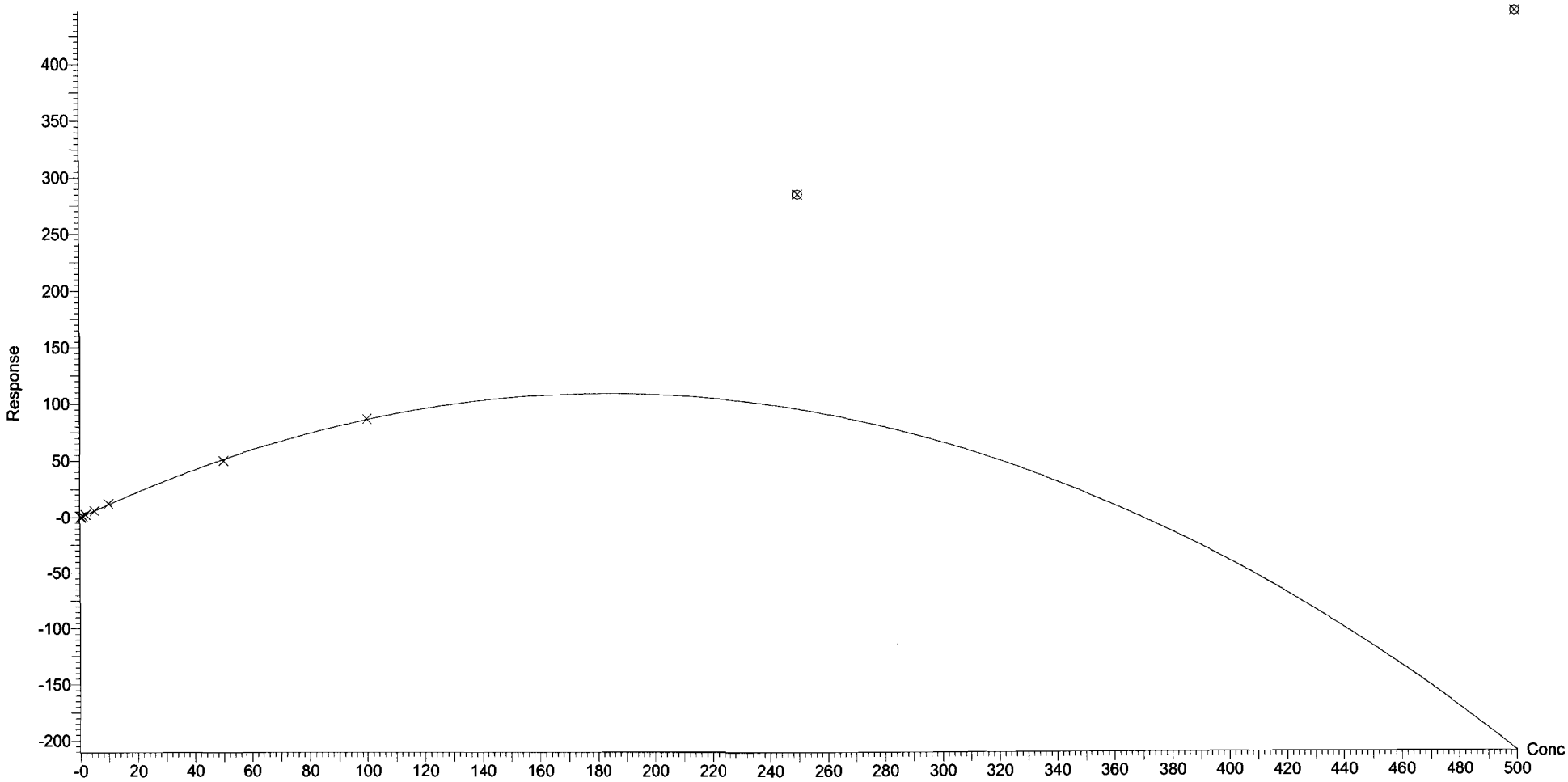

Dataset: F:\Projects\PFAS.PRO\Results\180205M1\180205M1-CRV.qld

Last Altered: Tuesday, February 06, 2018 08:49:29 Pacific Standard Time
Printed: Tuesday, February 06, 2018 08:53:14 Pacific Standard Time

Compound name: PFNA
Coefficient of Determination: R^2 = 0.999682
Calibration curve: -0.000346423 * x^2 + 1.22978 * x + 0.0495249
Response type: Internal Std (Ref 42), Area * (IS Conc. / IS Area)
Curve type: 2nd Order, Origin: Exclude, Weighting: 1/x, Axis trans: None

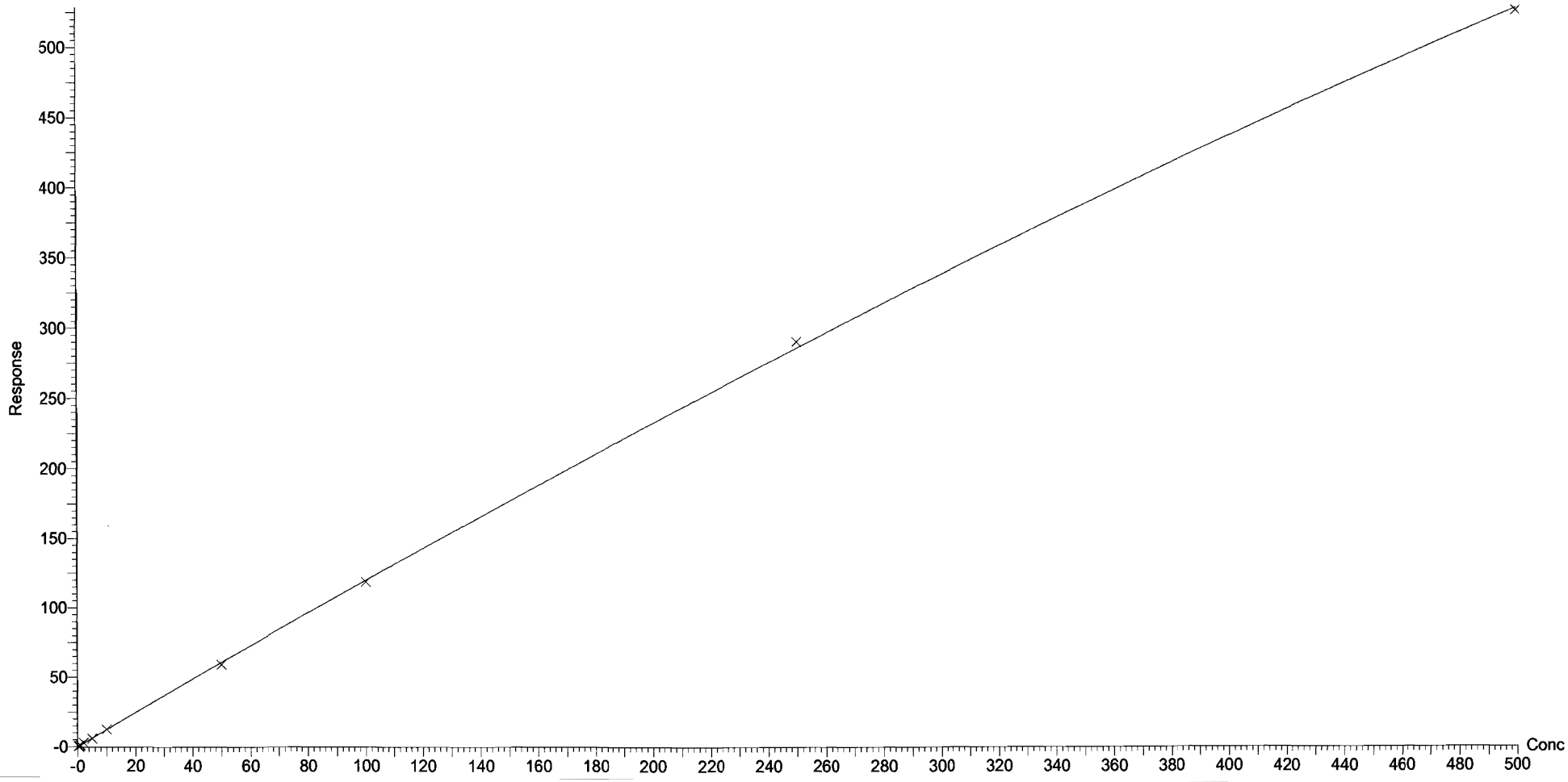

Vista Analytical Laboratory Q1

Dataset: F:\Projects\PFAS.PRO\Results\180205M1\180205M1-CRV.qld

Last Altered: Tuesday, February 06, 2018 08:49:29 Pacific Standard Time
Printed: Tuesday, February 06, 2018 08:53:14 Pacific Standard Time

Compound name: PFOSA
Correlation coefficient: r = 0.996260, r^2 = 0.992534
Calibration curve: 1.06297 * x + -0.0116064
Response type: Internal Std (Ref 43), Area * (IS Conc. / IS Area)
Curve type: Linear, Origin: Exclude, Weighting: 1/x, Axis trans: None

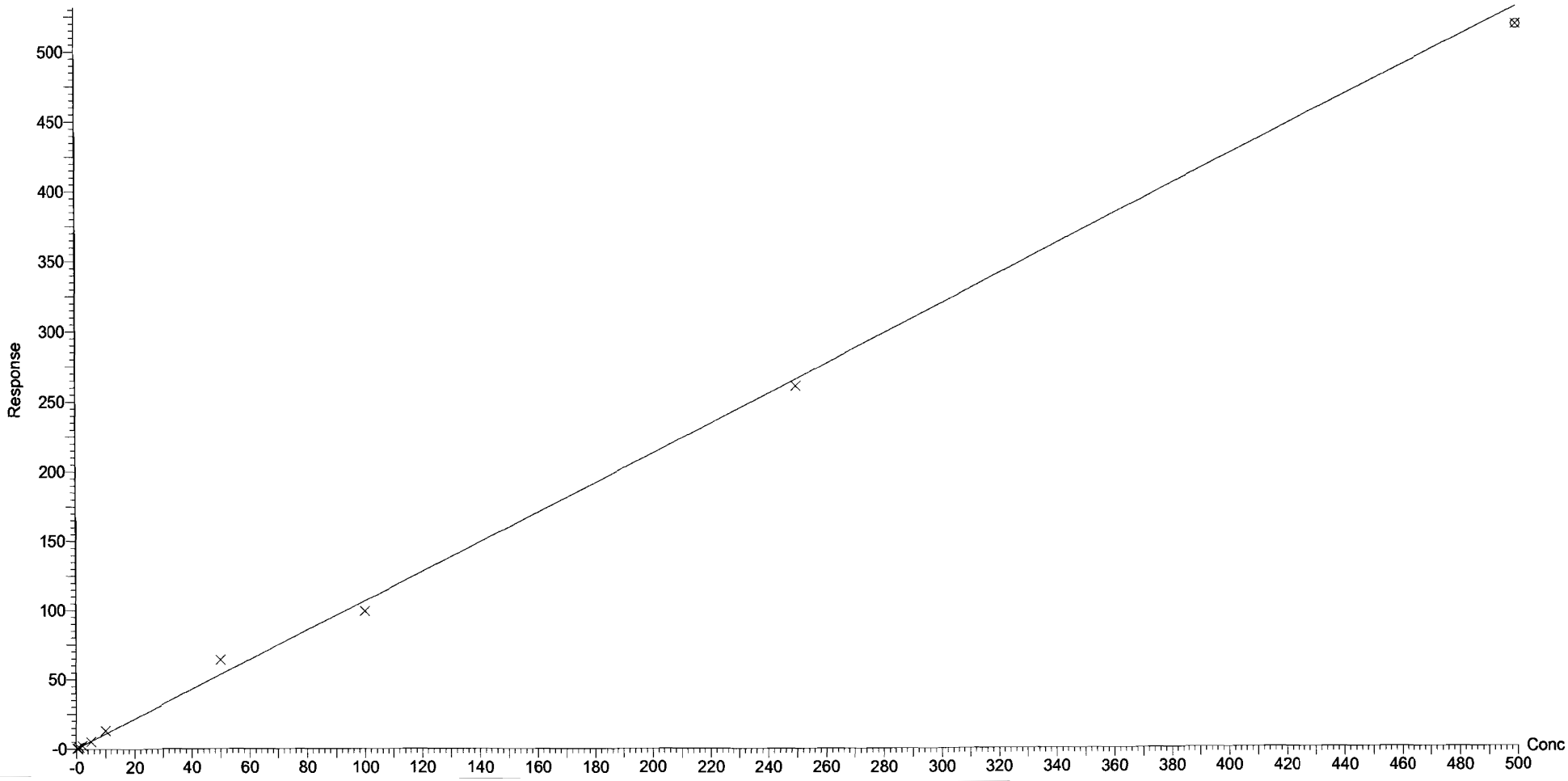

Dataset: F:\Projects\PFAS.PRO\Results\180205M1\180205M1-CRV.qld

Last Altered: Tuesday, February 06, 2018 08:49:29 Pacific Standard Time
Printed: Tuesday, February 06, 2018 08:53:14 Pacific Standard Time

Compound name: L-PFOS
Coefficient of Determination: R^2 = 0.992041
Calibration curve: -0.000459849 * x^2 + 1.13076 * x + -0.0806935
Response type: Internal Std (Ref 44), Area * (IS Conc. / IS Area)
Curve type: 2nd Order, Origin: Exclude, Weighting: 1/x, Axis trans: None

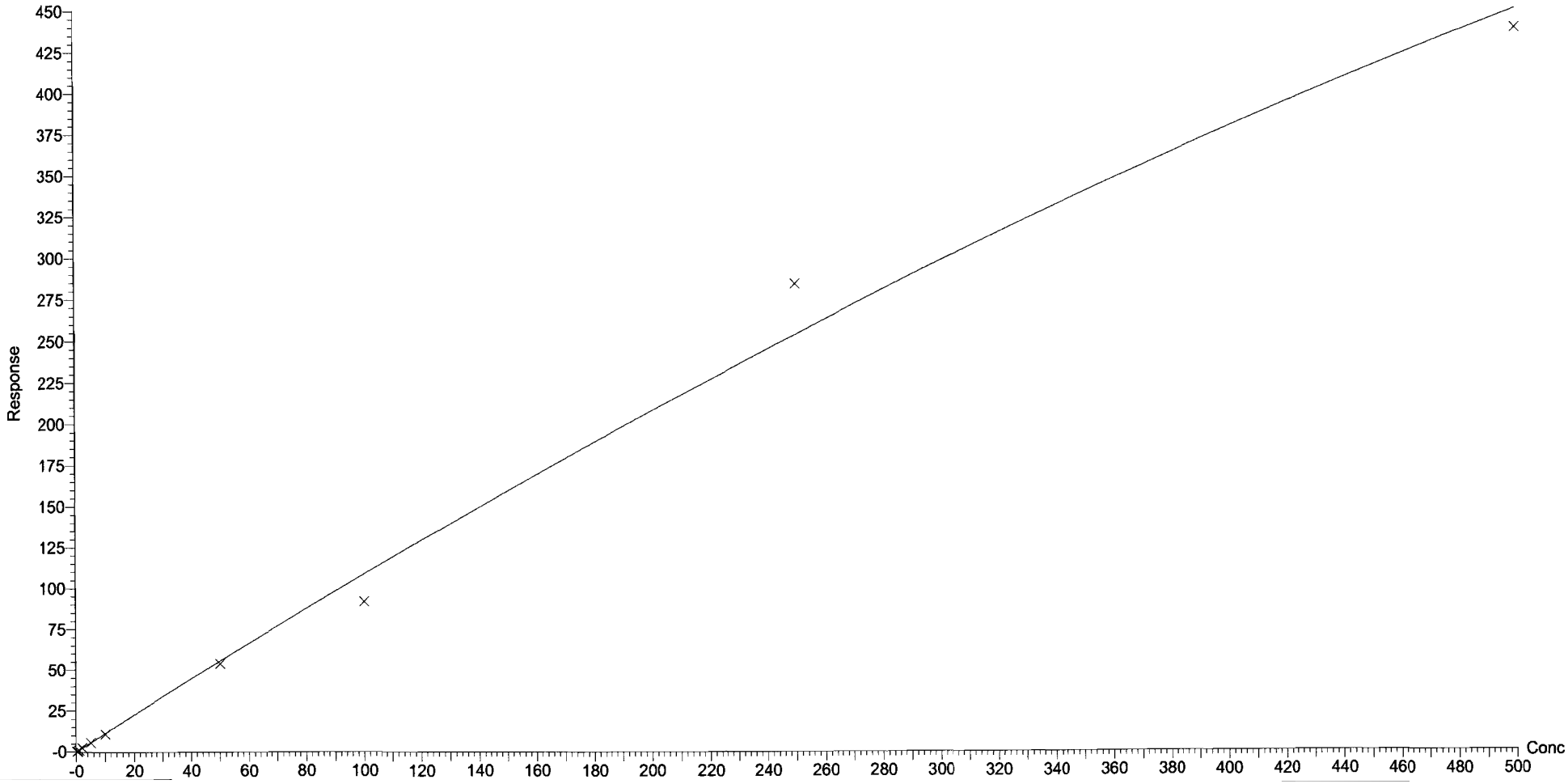

Dataset: F:\Projects\PFAS.PRO\Results\180205M1\180205M1-CRV.qld

Last Altered: Tuesday, February 06, 2018 08:49:29 Pacific Standard Time
Printed: Tuesday, February 06, 2018 08:53:14 Pacific Standard Time

Compound name: PFDA
Coefficient of Determination: R^2 = 0.997055
Calibration curve: -0.000427494 * x^2 + 1.25663 * x + -0.168259
Response type: Internal Std (Ref 45), Area * (IS Conc. / IS Area)
Curve type: 2nd Order, Origin: Exclude, Weighting: 1/x, Axis trans: None

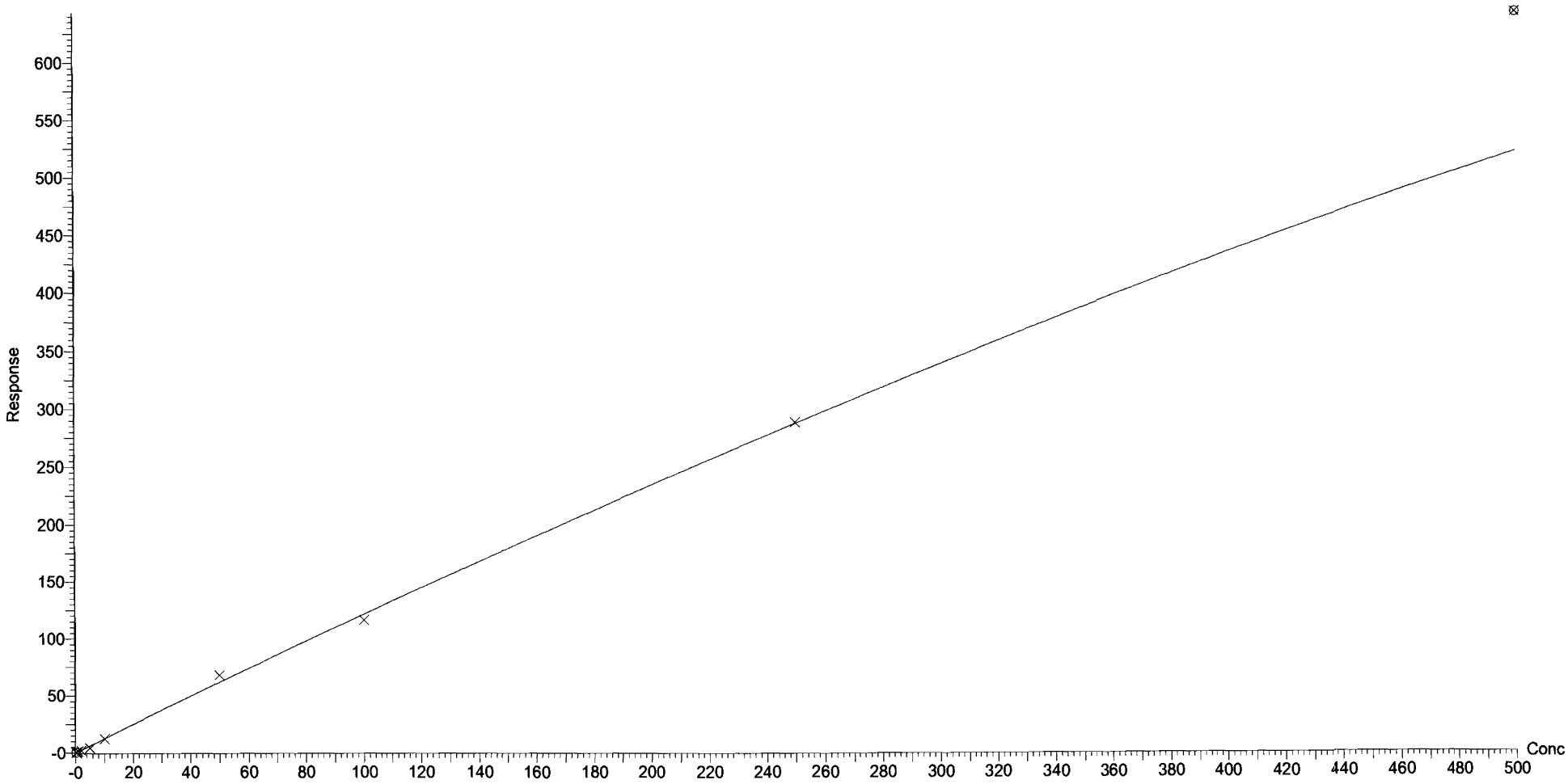

Dataset: F:\Projects\PFAS.PRO\Results\180205M1\180205M1-CRV.qld

Last Altered: Tuesday, February 06, 2018 08:49:29 Pacific Standard Time
Printed: Tuesday, February 06, 2018 08:53:14 Pacific Standard Time

Compound name: 8:2 FTS
Coefficient of Determination: R^2 = 0.999052
Calibration curve: -8.73283e-005 * x^2 + 0.230675 * x + 0.00690415
Response type: Internal Std (Ref 41), Area * (IS Conc. / IS Area)
Curve type: 2nd Order, Origin: Include, Weighting: 1/x, Axis trans: None

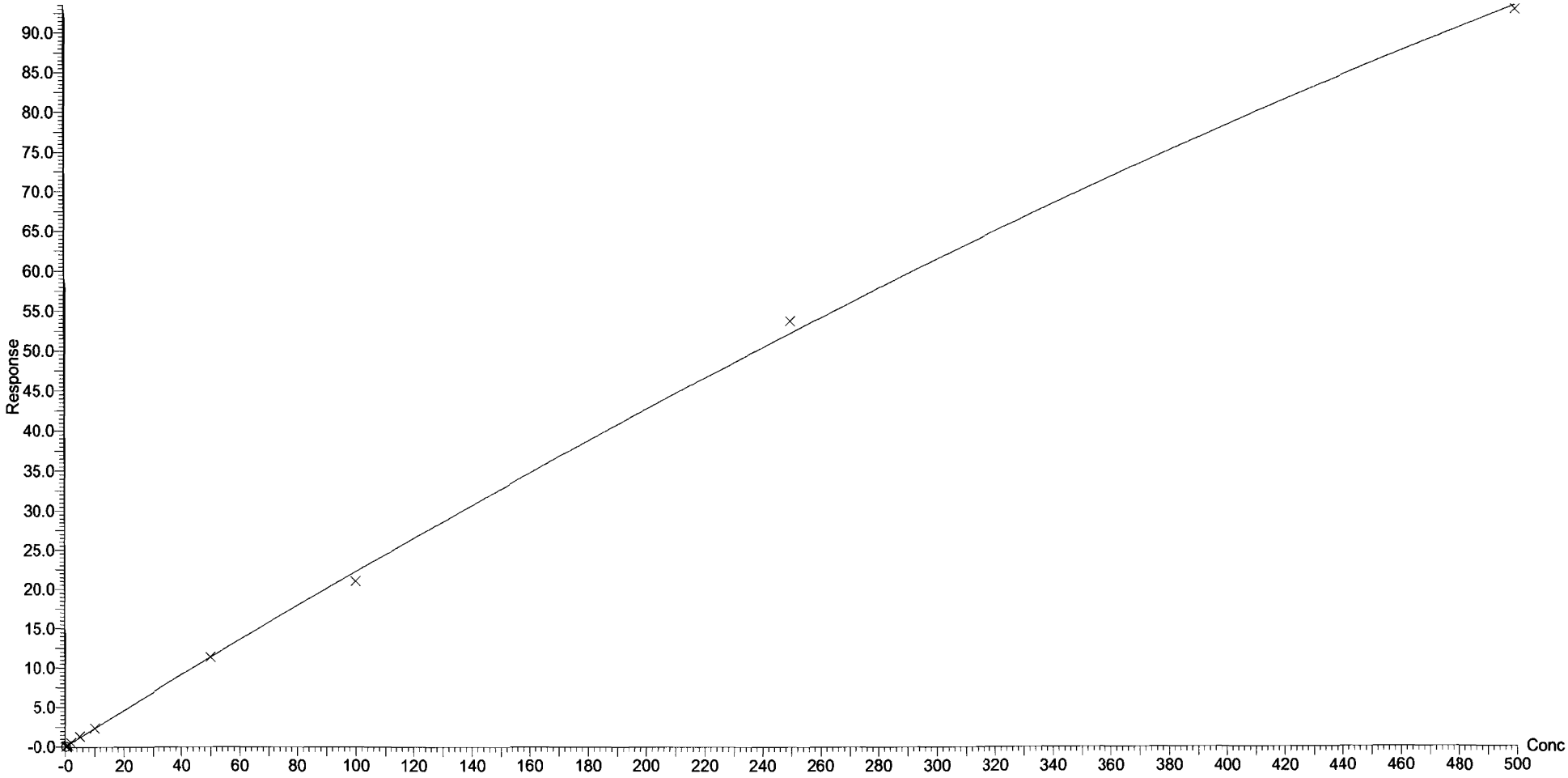

Dataset: F:\Projects\PFAS.PRO\Results\180205M1\180205M1-CRV.qld

Last Altered: Tuesday, February 06, 2018 08:49:29 Pacific Standard Time
Printed: Tuesday, February 06, 2018 08:53:14 Pacific Standard Time

Compound name: PFNS
Coefficient of Determination: R^2 = 0.992981
Calibration curve: -0.000121998 * x^2 + 0.854418 * x + -0.00270057
Response type: Internal Std (Ref 44), Area * (IS Conc. / IS Area)
Curve type: 2nd Order, Origin: Exclude, Weighting: 1/x, Axis trans: None

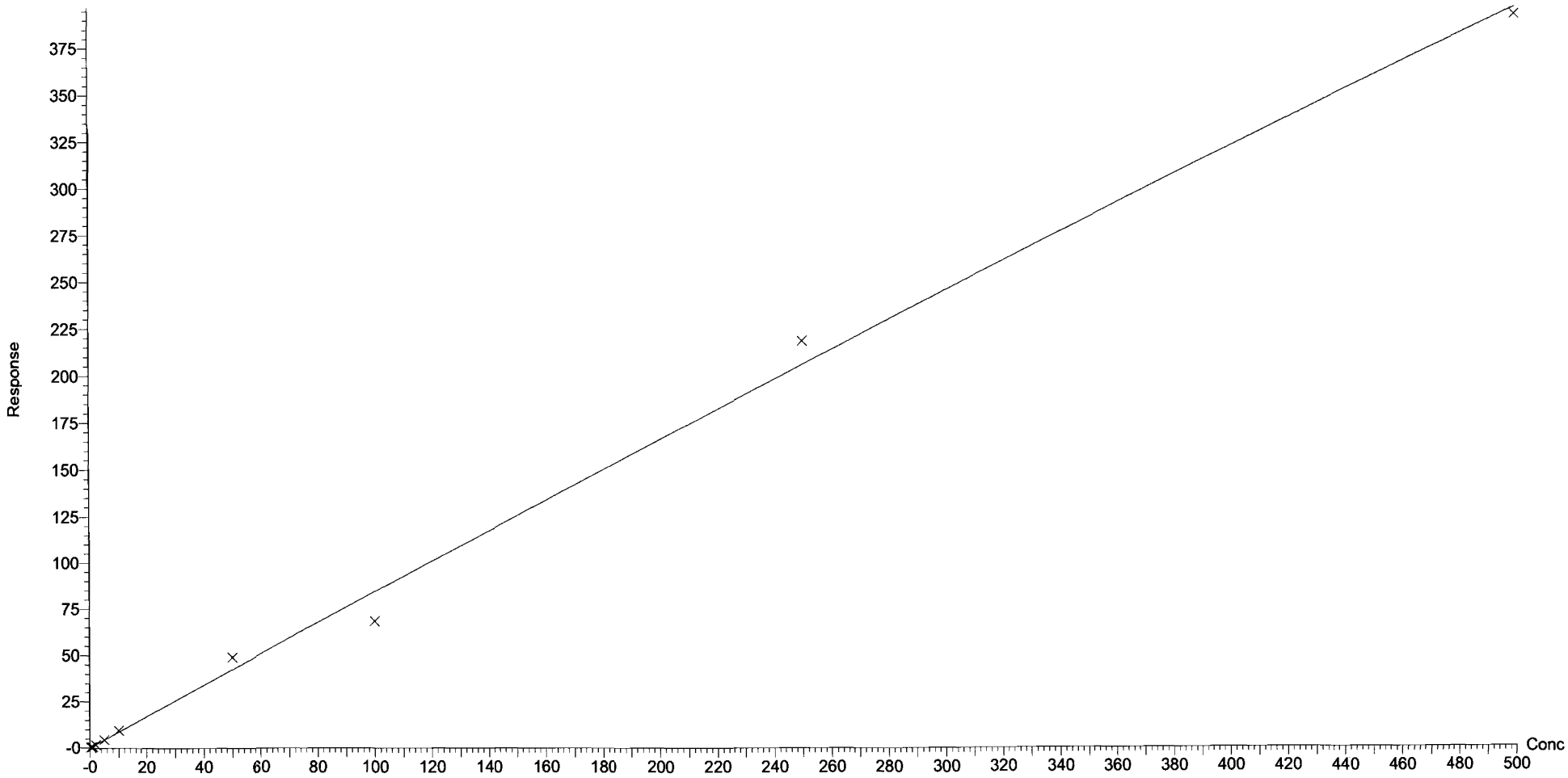

Dataset: F:\Projects\PFAS.PRO\Results\180205M1\180205M1-CRV.qld

Last Altered: Tuesday, February 06, 2018 08:49:29 Pacific Standard Time
Printed: Tuesday, February 06, 2018 08:53:14 Pacific Standard Time

Compound name: N-MeFOSAA
Coefficient of Determination: R^2 = 0.998764
Calibration curve: 3.01342e-005 * x^2 + 1.35675 * x + -0.0851455
Response type: Internal Std (Ref 47), Area * (IS Conc. / IS Area)
Curve type: 2nd Order, Origin: Include, Weighting: 1/x, Axis trans: None

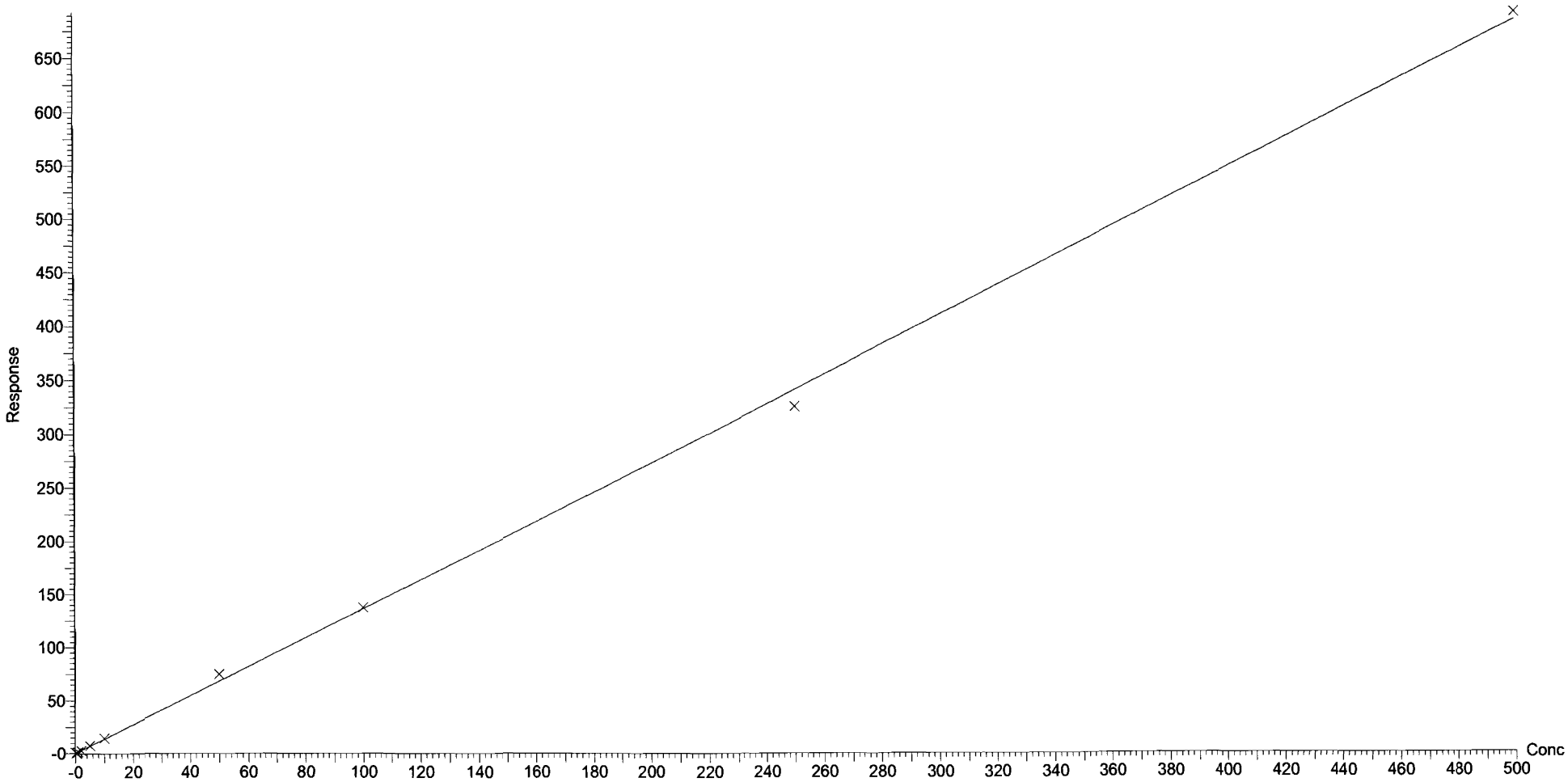

Dataset: F:\Projects\PFAS.PRO\Results\180205M1\180205M1-CRV.qld

Last Altered: Tuesday, February 06, 2018 08:49:29 Pacific Standard Time
Printed: Tuesday, February 06, 2018 08:53:14 Pacific Standard Time

Compound name: N-EtFOSAA
Coefficient of Determination: R^2 = 0.997258
Calibration curve: -0.000114587 * x^2 + 1.07426 * x + -0.0705606
Response type: Internal Std (Ref 48), Area * (IS Conc. / IS Area)
Curve type: 2nd Order, Origin: Include, Weighting: 1/x, Axis trans: None

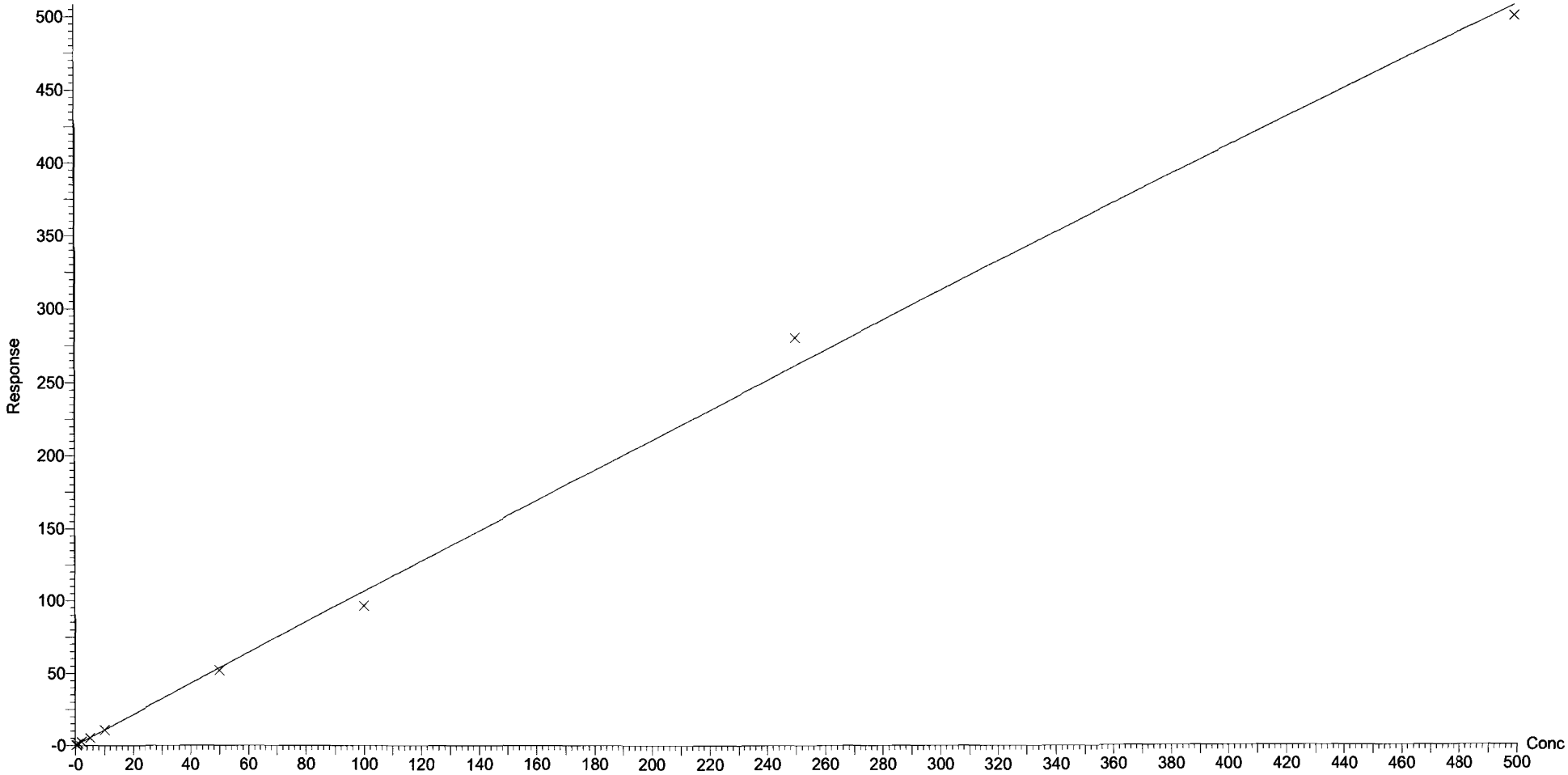

Dataset: F:\Projects\PFAS.PRO\Results\180205M1\180205M1-CRV.qld

Last Altered: Tuesday, February 06, 2018 08:49:29 Pacific Standard Time
Printed: Tuesday, February 06, 2018 08:53:14 Pacific Standard Time

Compound name: PFUdA
Coefficient of Determination: R^2 = 0.997616
Calibration curve: -0.000154723 * x^2 + 1.02793 * x + 0.136525
Response type: Internal Std (Ref 49), Area * (IS Conc. / IS Area)
Curve type: 2nd Order, Origin: Exclude, Weighting: 1/x, Axis trans: None

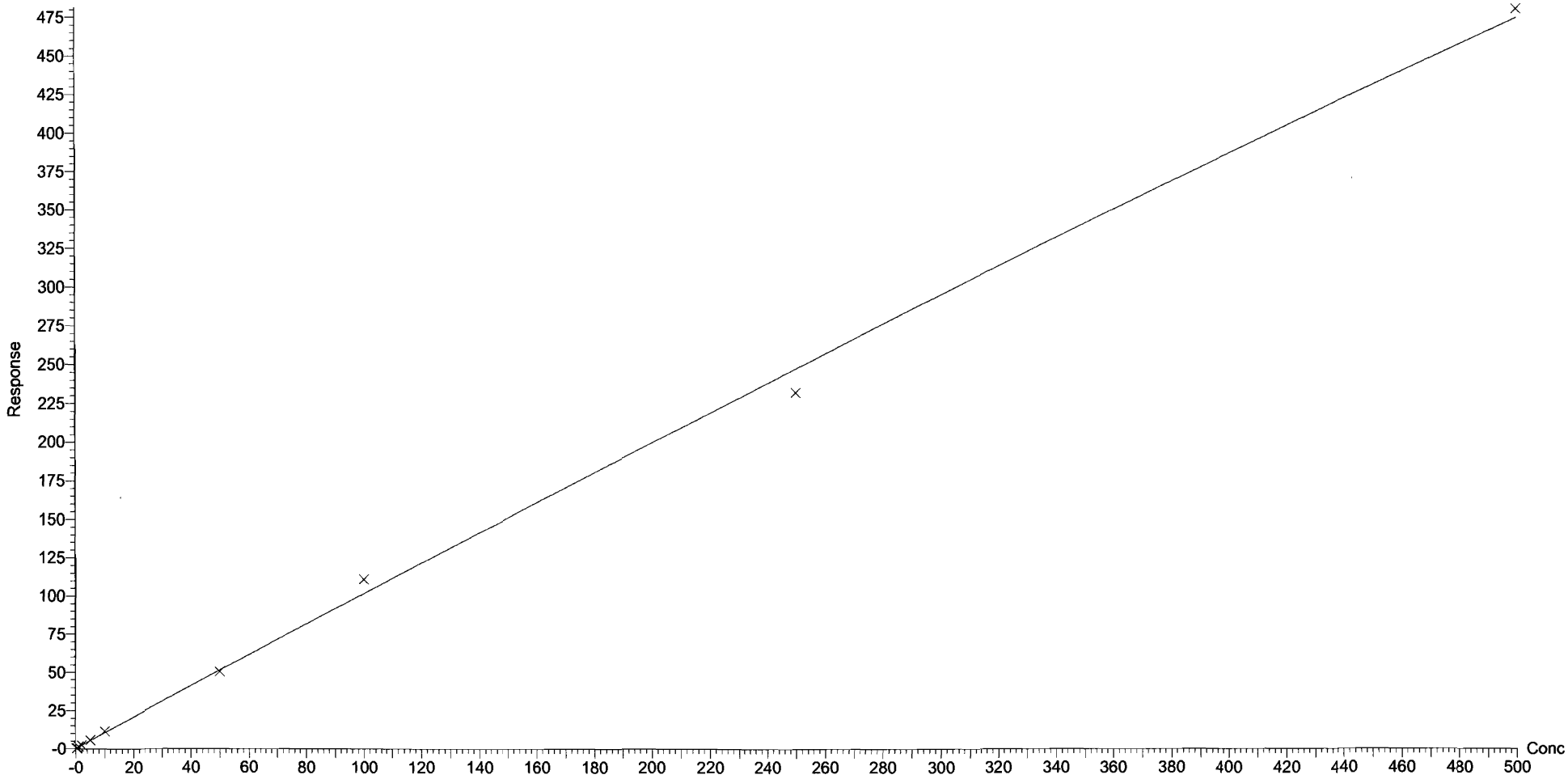

Dataset: F:\Projects\PFAS.PRO\Results\180205M1\180205M1-CRV.qld

Last Altered: Tuesday, February 06, 2018 08:49:29 Pacific Standard Time
Printed: Tuesday, February 06, 2018 08:53:14 Pacific Standard Time

Compound name: PFDS
Coefficient of Determination: R^2 = 0.995765
Calibration curve: 0.000356429 * x^2 + 0.467357 * x + -0.0218895
Response type: Internal Std (Ref 50), Area * (IS Conc. / IS Area)
Curve type: 2nd Order, Origin: Include, Weighting: 1/x, Axis trans: None

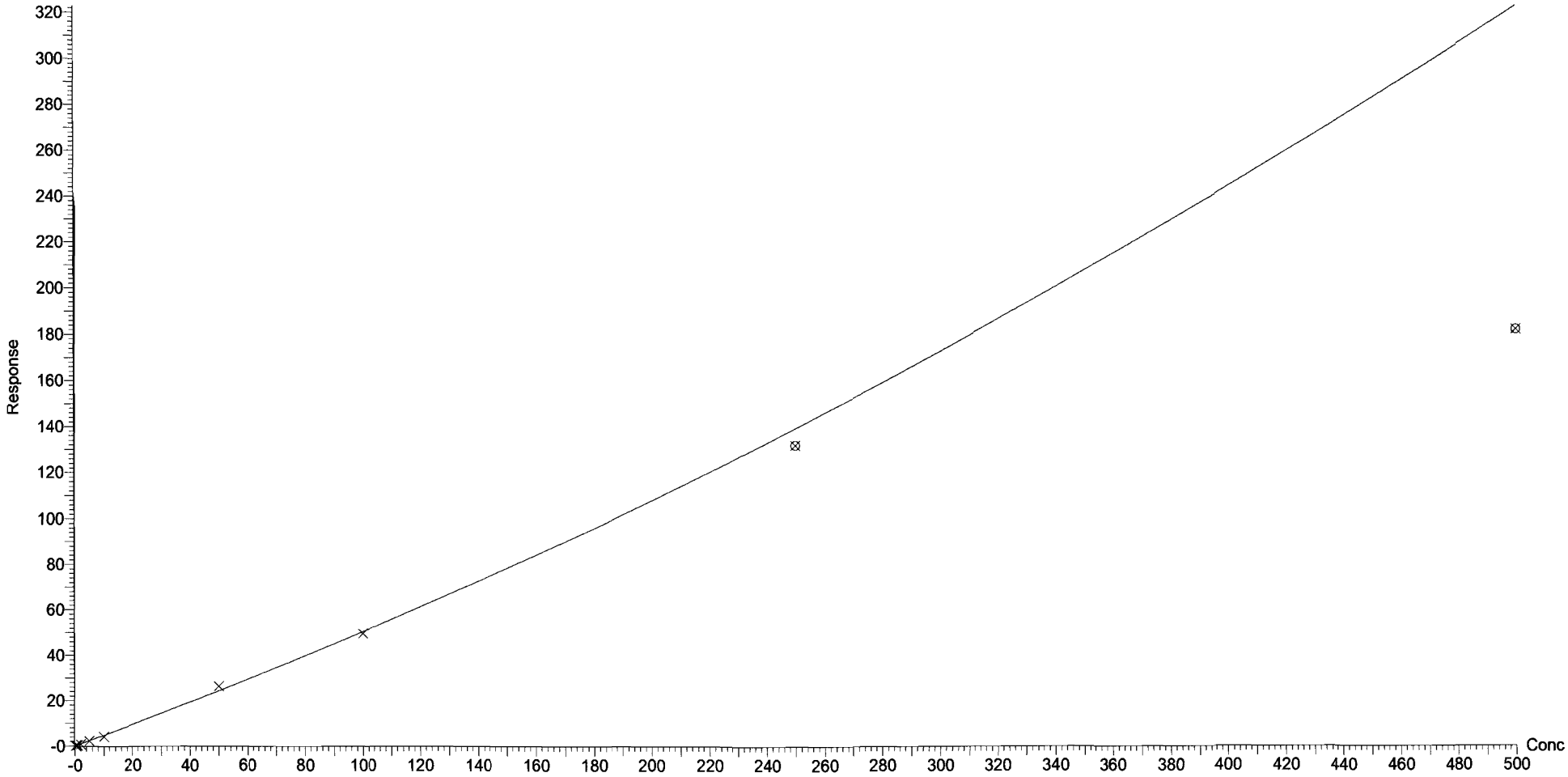

Dataset: F:\Projects\PFAS.PRO\Results\180205M1\180205M1-CRV.qld

Last Altered: Tuesday, February 06, 2018 08:49:29 Pacific Standard Time
Printed: Tuesday, February 06, 2018 08:53:14 Pacific Standard Time

Compound name: PFDoA
Coefficient of Determination: R^2 = 0.999150
Calibration curve: 0.00496201 * x^2 + 1.4128 * x + 0.639401
Response type: Internal Std (Ref 50), Area * (IS Conc. / IS Area)
Curve type: 2nd Order, Origin: Exclude, Weighting: 1/x, Axis trans: None

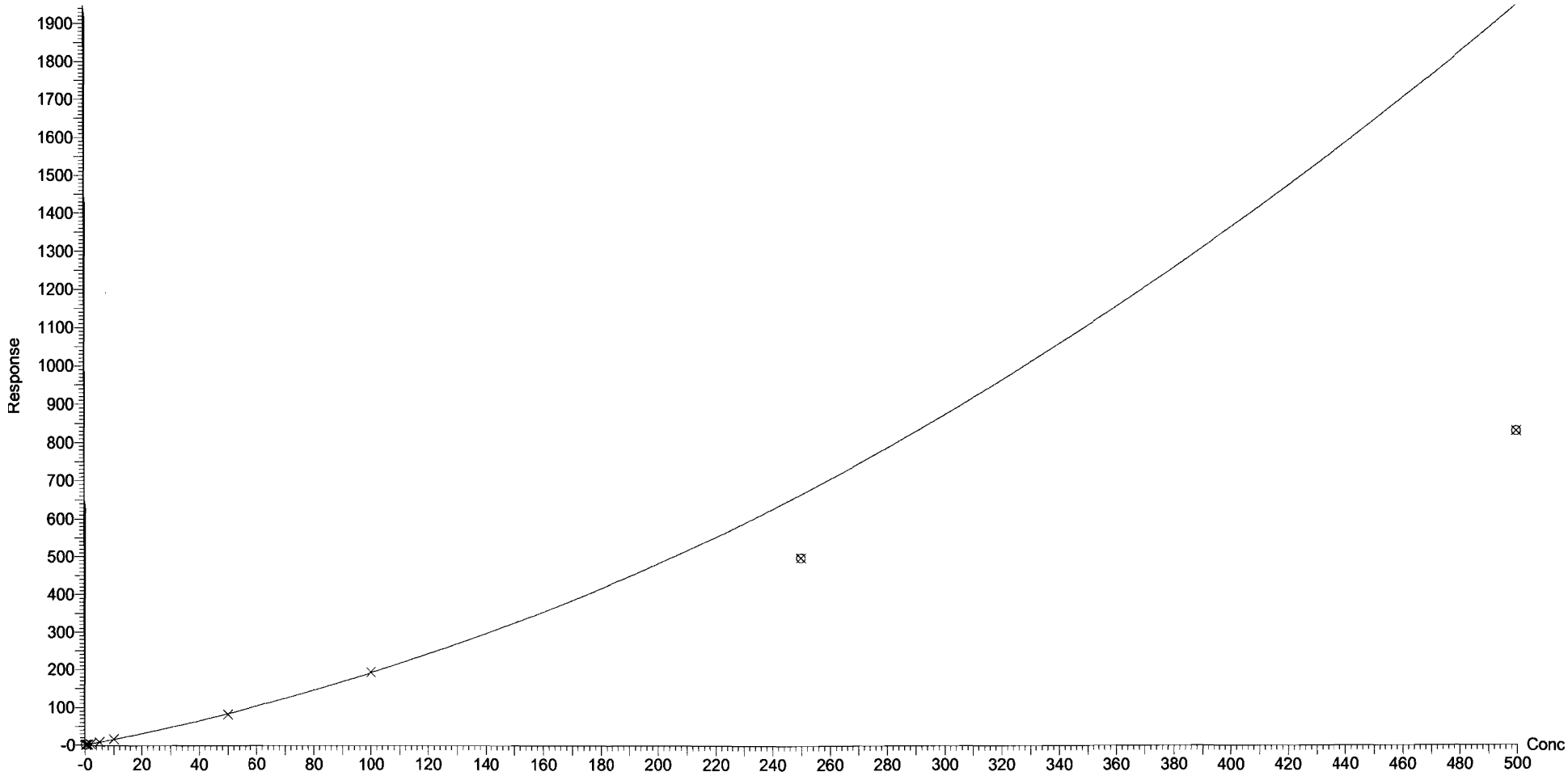

Dataset: F:\Projects\PFAS.PRO\Results\180205M1\180205M1-CRV.qld

Last Altered: Tuesday, February 06, 2018 08:49:29 Pacific Standard Time
Printed: Tuesday, February 06, 2018 08:53:14 Pacific Standard Time

Compound name: N-MeFOSA
Correlation coefficient: r = 0.997434, r^2 = 0.994875
Calibration curve: 0.904352 * x + 0.313322
Response type: Internal Std (Ref 51), Area * (IS Conc. / IS Area)
Curve type: Linear, Origin: Include, Weighting: 1/x, Axis trans: None

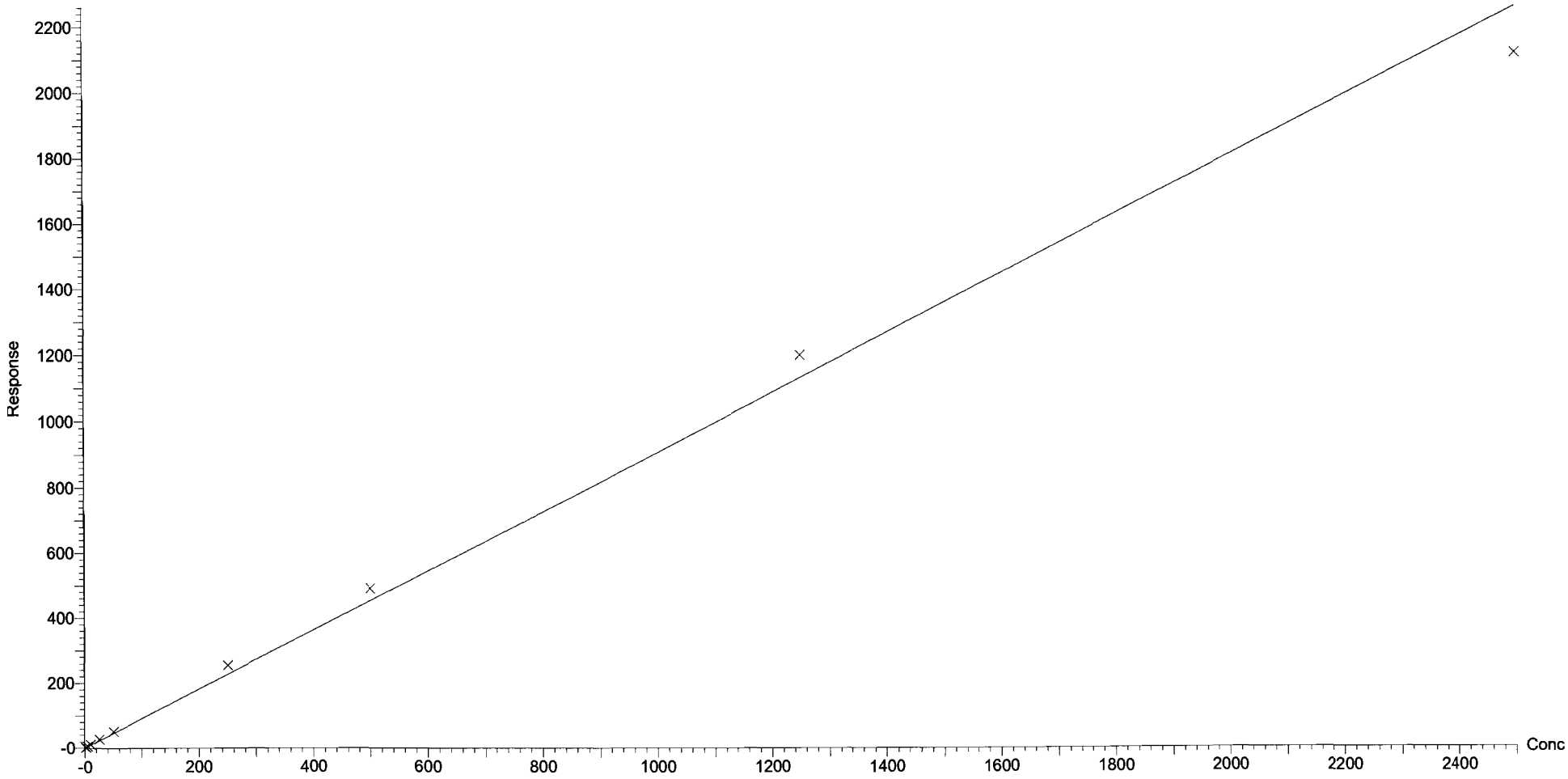

Dataset: F:\Projects\PFAS.PRO\Results\180205M1\180205M1-CRV.qld

Last Altered: Tuesday, February 06, 2018 08:49:29 Pacific Standard Time
Printed: Tuesday, February 06, 2018 08:53:14 Pacific Standard Time

Compound name: PFTrDA
Coefficient of Determination: R^2 = 0.993888
Calibration curve: -0.00731597 * x^2 + 3.97537 * x + 0.0730998
Response type: Internal Std (Ref 52), Area * (IS Conc. / IS Area)
Curve type: 2nd Order, Origin: Exclude, Weighting: 1/x, Axis trans: None

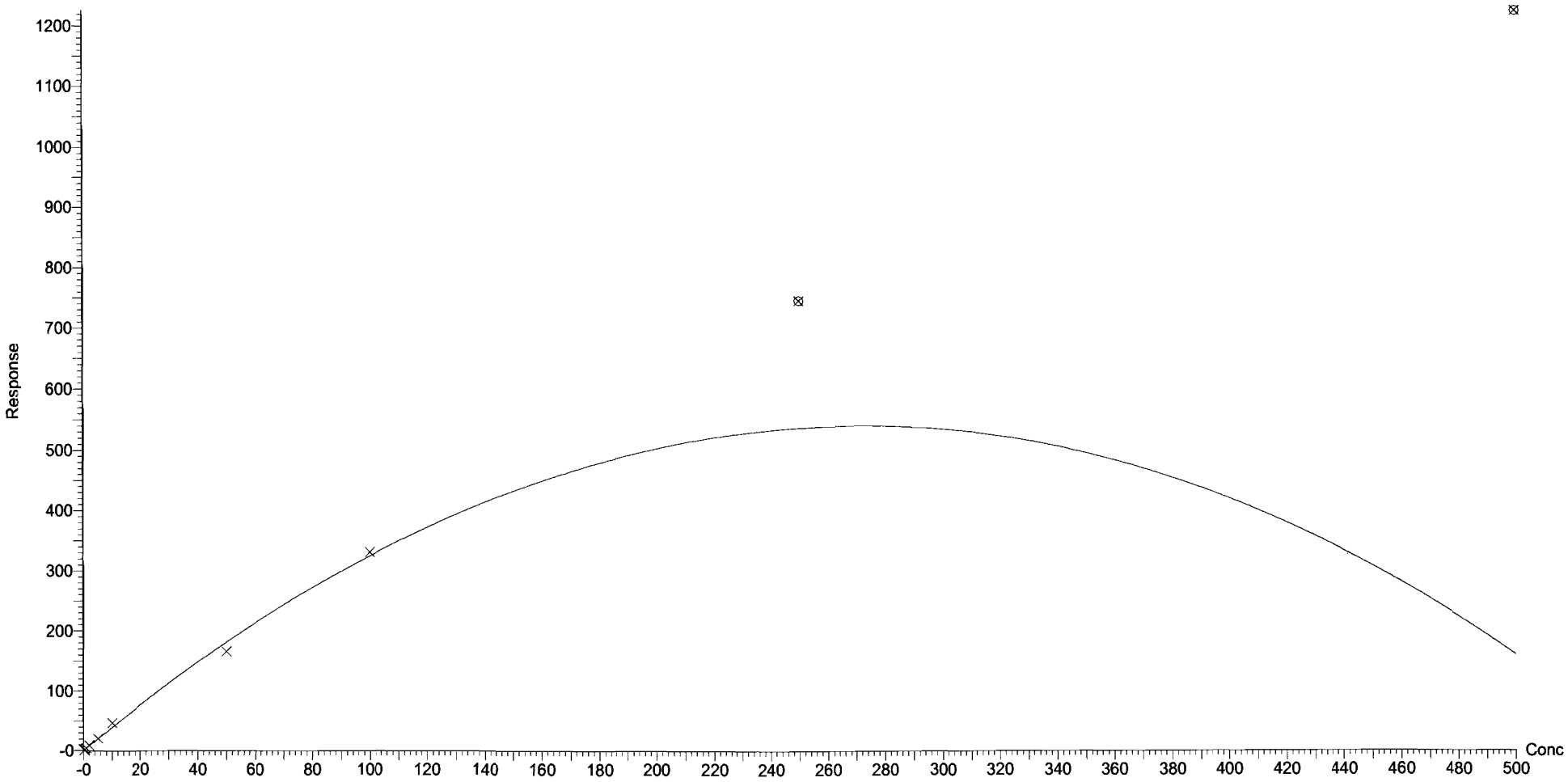

Dataset: F:\Projects\PFAS.PRO\Results\180205M1\180205M1-CRV.qld

Last Altered: Tuesday, February 06, 2018 08:49:29 Pacific Standard Time
Printed: Tuesday, February 06, 2018 08:53:14 Pacific Standard Time

Compound name: PFTeDA
Coefficient of Determination: R^2 = 0.995043
Calibration curve: -0.001626 * x^2 + 2.20804 * x + -0.00552365
Response type: Internal Std (Ref 52), Area * (IS Conc. / IS Area)
Curve type: 2nd Order, Origin: Exclude, Weighting: 1/x, Axis trans: None

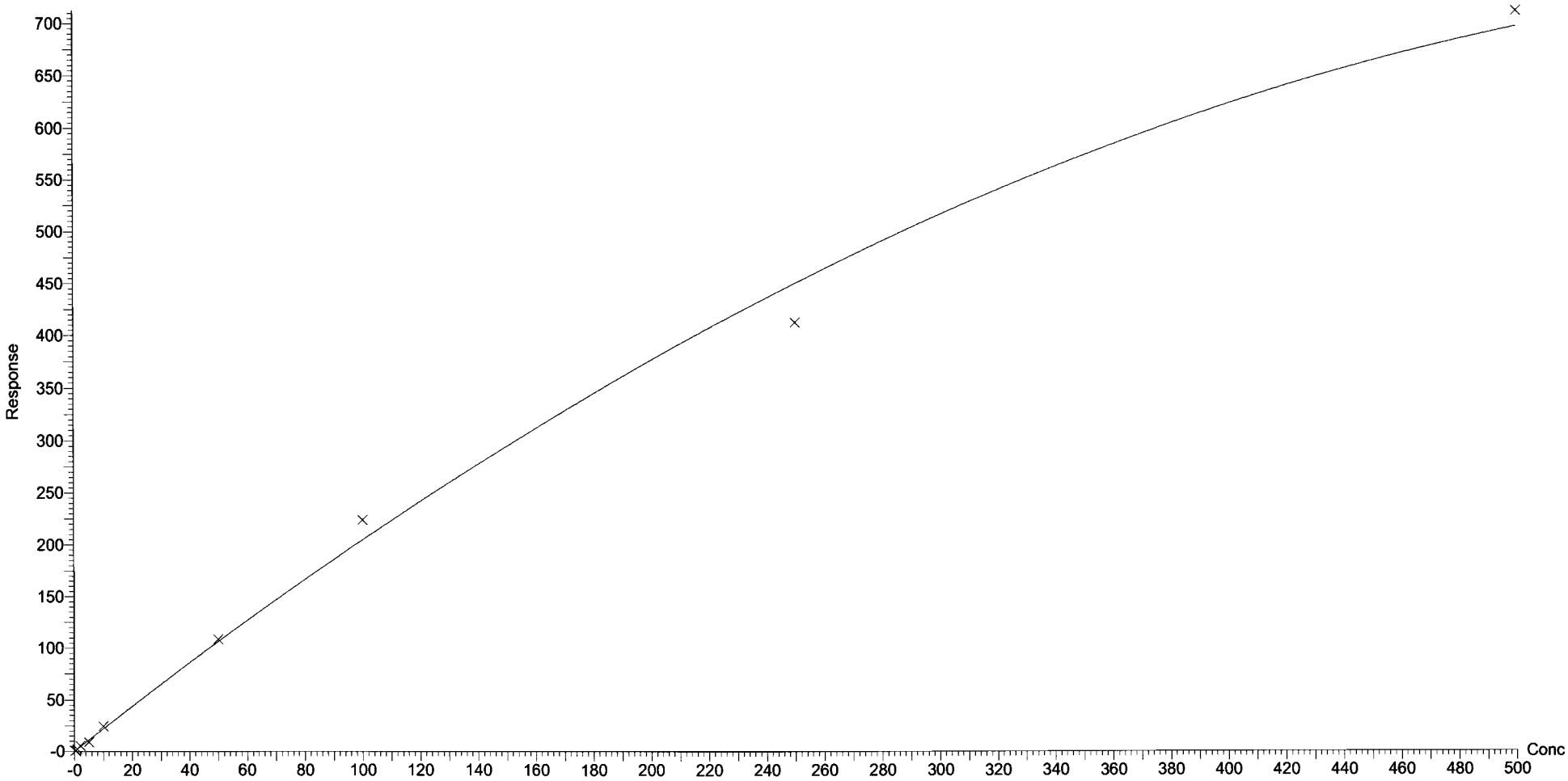

Dataset: F:\Projects\PFAS.PRO\Results\180205M1\180205M1-CRV.qld

Last Altered: Tuesday, February 06, 2018 08:49:29 Pacific Standard Time
Printed: Tuesday, February 06, 2018 08:53:14 Pacific Standard Time

Compound name: N-EtFOSA
Coefficient of Determination: R^2 = 0.999525
Calibration curve: -4.20397e-005 * x^2 + 0.909049 * x + 0.0496773
Response type: Internal Std (Ref 53), Area * (IS Conc. / IS Area)
Curve type: 2nd Order, Origin: Exclude, Weighting: 1/x, Axis trans: None

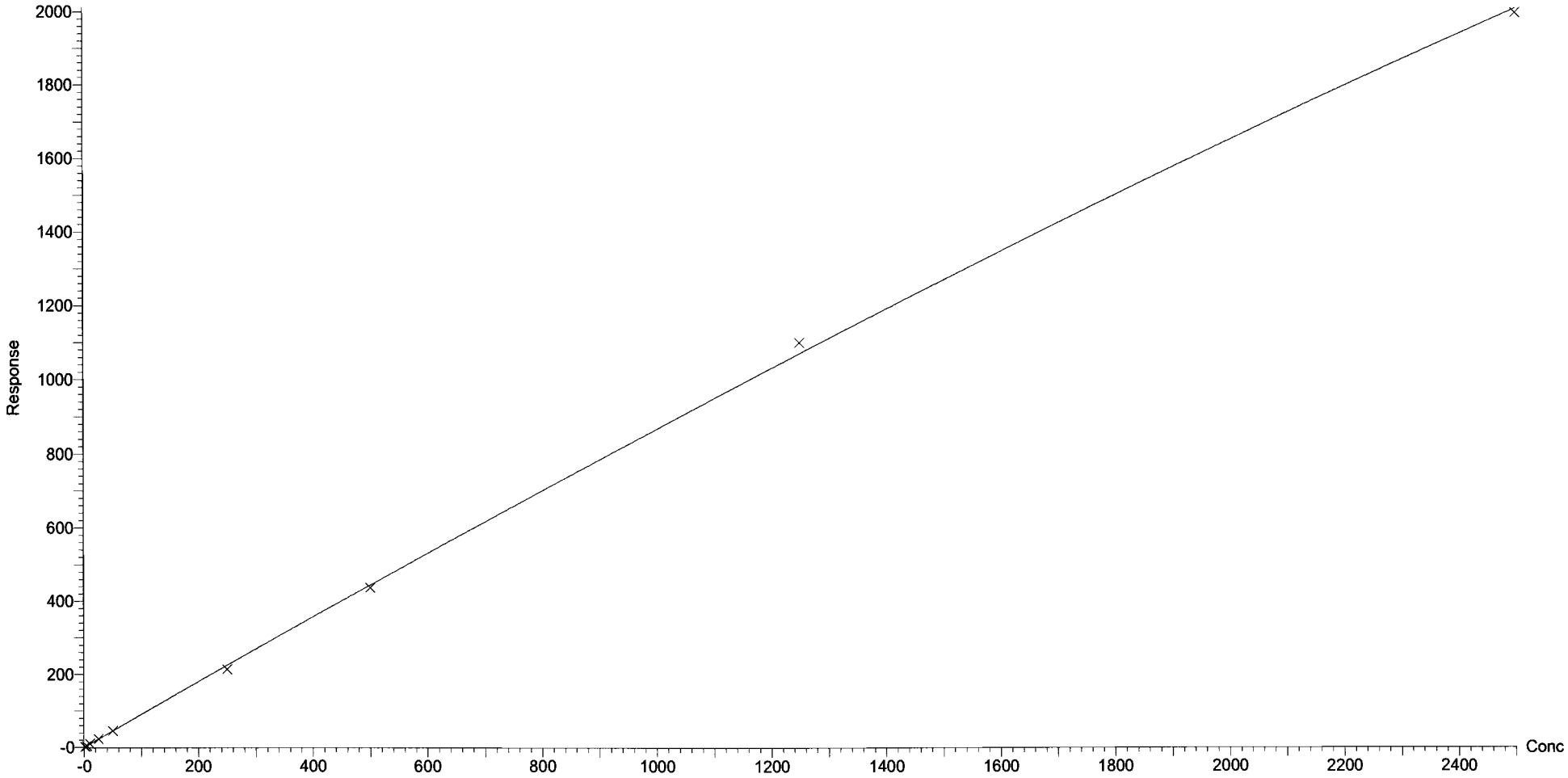

Dataset: F:\Projects\PFAS.PRO\Results\180205M1\180205M1-CRV.qld

Last Altered: Tuesday, February 06, 2018 08:49:29 Pacific Standard Time
Printed: Tuesday, February 06, 2018 08:53:14 Pacific Standard Time

Compound name: PFHxDA
Coefficient of Determination: R^2 = 0.998701
Calibration curve: -0.000702362 * x^2 + 0.725251 * x + 0.092609
Response type: Internal Std (Ref 54), Area * (IS Conc. / IS Area)
Curve type: 2nd Order, Origin: Exclude, Weighting: 1/x, Axis trans: None

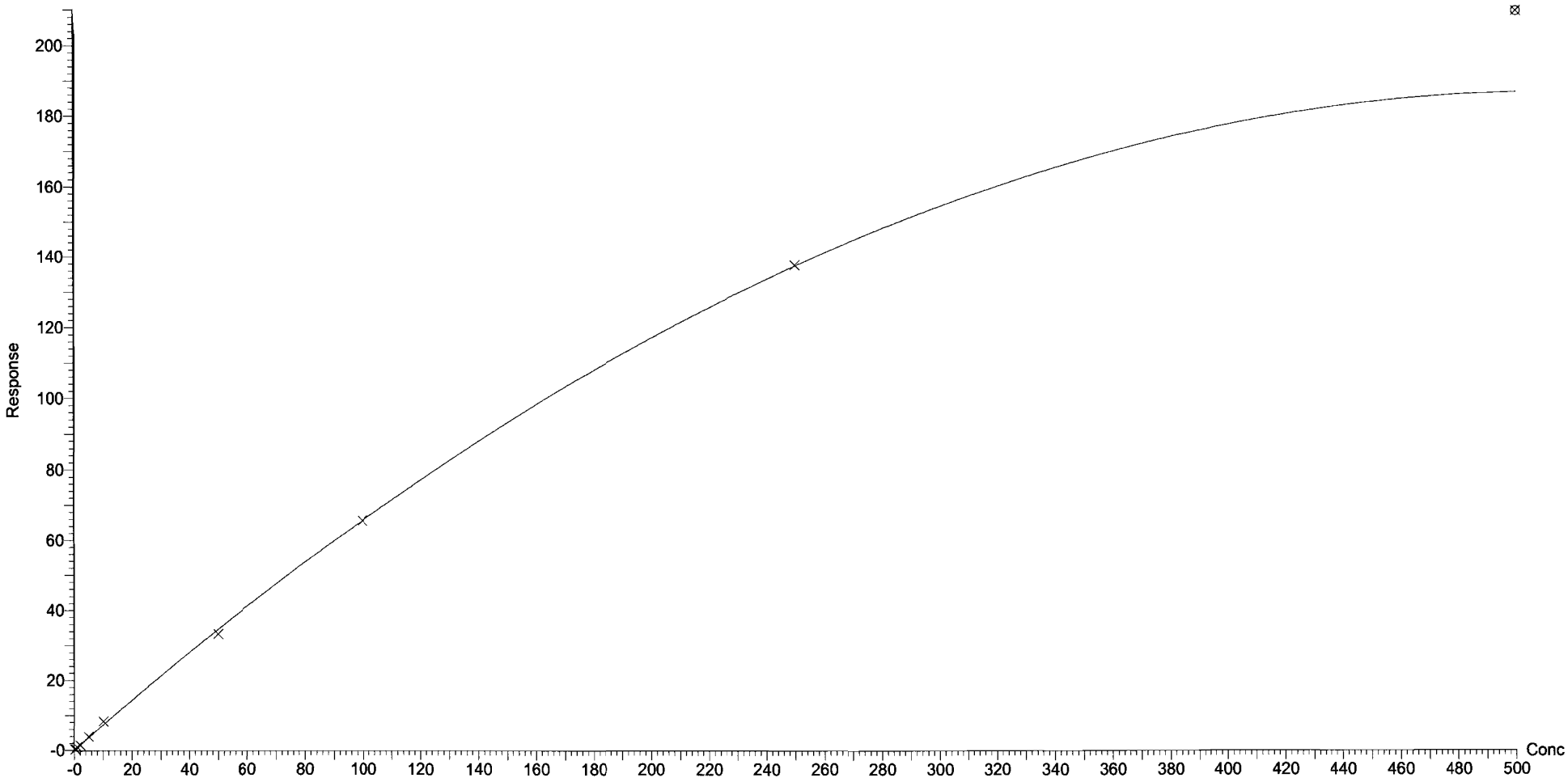

Dataset: F:\Projects\PFAS.PRO\Results\180205M1\180205M1-CRV.qld

Last Altered: Tuesday, February 06, 2018 08:49:29 Pacific Standard Time
Printed: Tuesday, February 06, 2018 08:56:48 Pacific Standard Time

Compound name: PFODA
Coefficient of Determination: R^2 = 0.995886
Calibration curve: -0.0015927 * x^2 + 0.943535 * x + -0.0103925
Response type: Internal Std (Ref 54), Area * (IS Conc. / IS Area)
Curve type: 2nd Order, Origin: Include, Weighting: 1/x, Axis trans: None

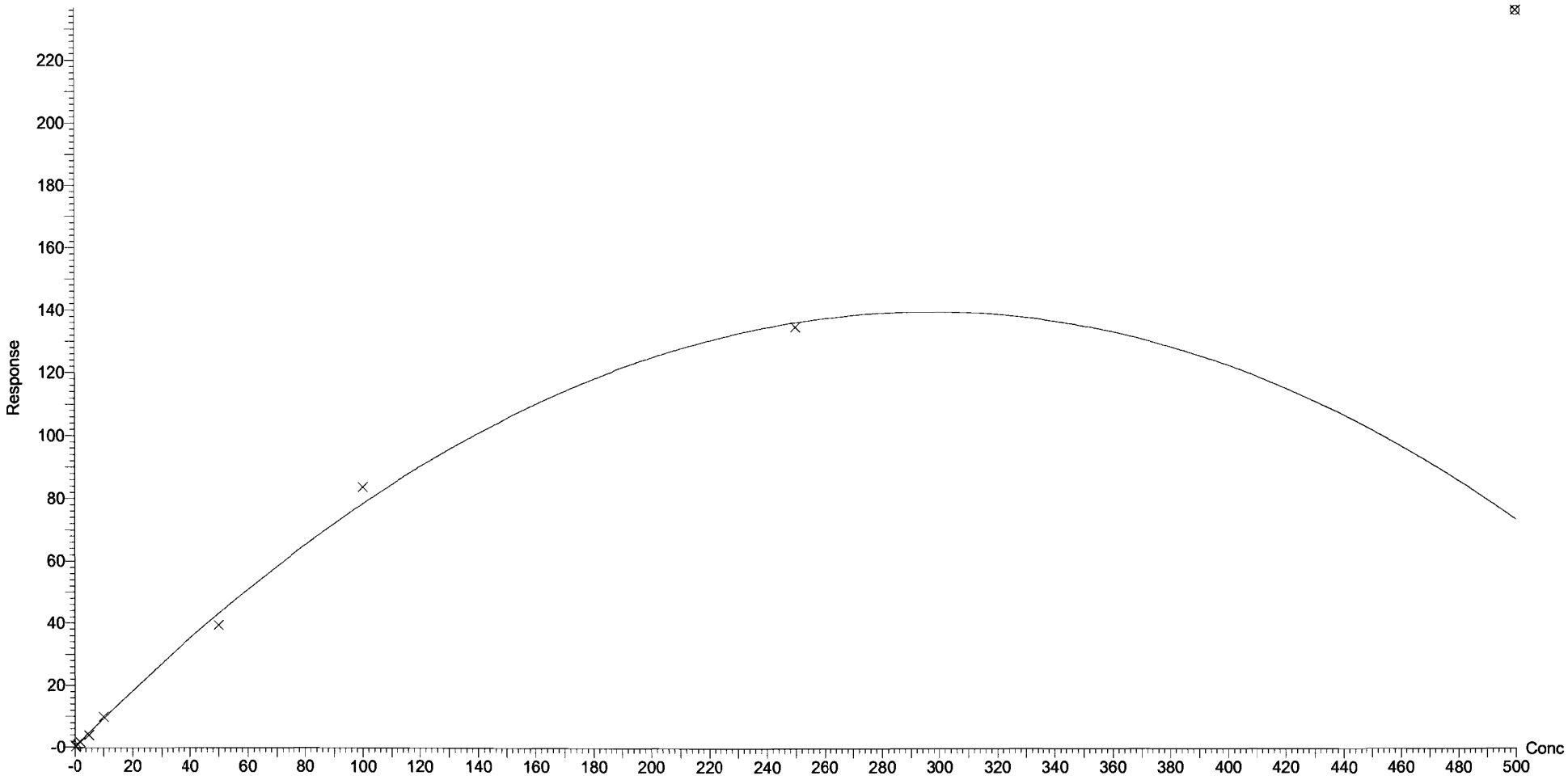

Vista Analytical Laboratory Q1

Dataset: F:\Projects\PFAS.PRO\Results\180205M1\180205M1-CRV.qld

Last Altered: Tuesday, February 06, 2018 08:49:29 Pacific Standard Time
Printed: Tuesday, February 06, 2018 08:56:48 Pacific Standard Time

Compound name: N-MeFOSE
Coefficient of Determination: R^2 = 0.999674
Calibration curve: 0.000162073 * x^2 + 0.993321 * x + 0.0408533
Response type: Internal Std (Ref 55), Area * (IS Conc. / IS Area)
Curve type: 2nd Order, Origin: Exclude, Weighting: 1/x, Axis trans: None

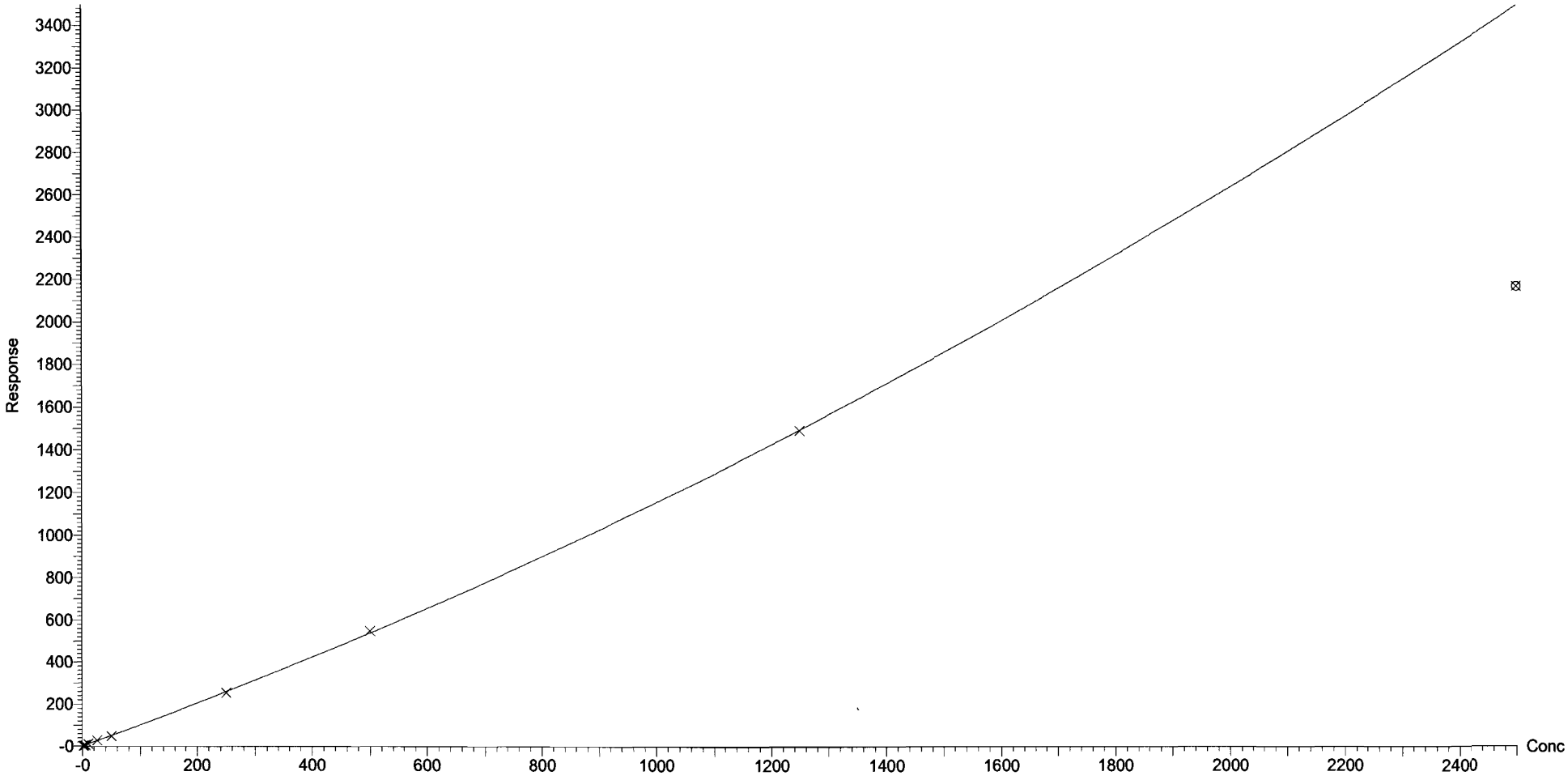

Dataset: F:\Projects\PFAS.PRO\Results\180205M1\180205M1-CRV.qld

Last Altered: Tuesday, February 06, 2018 08:49:29 Pacific Standard Time
Printed: Tuesday, February 06, 2018 08:56:48 Pacific Standard Time

Compound name: N-EtFOSE
Correlation coefficient: r = 0.998685, r^2 = 0.997371
Calibration curve: 1.166 * x + -0.0323662
Response type: Internal Std (Ref 56), Area * (IS Conc. / IS Area)
Curve type: Linear, Origin: Exclude, Weighting: 1/x, Axis trans: None

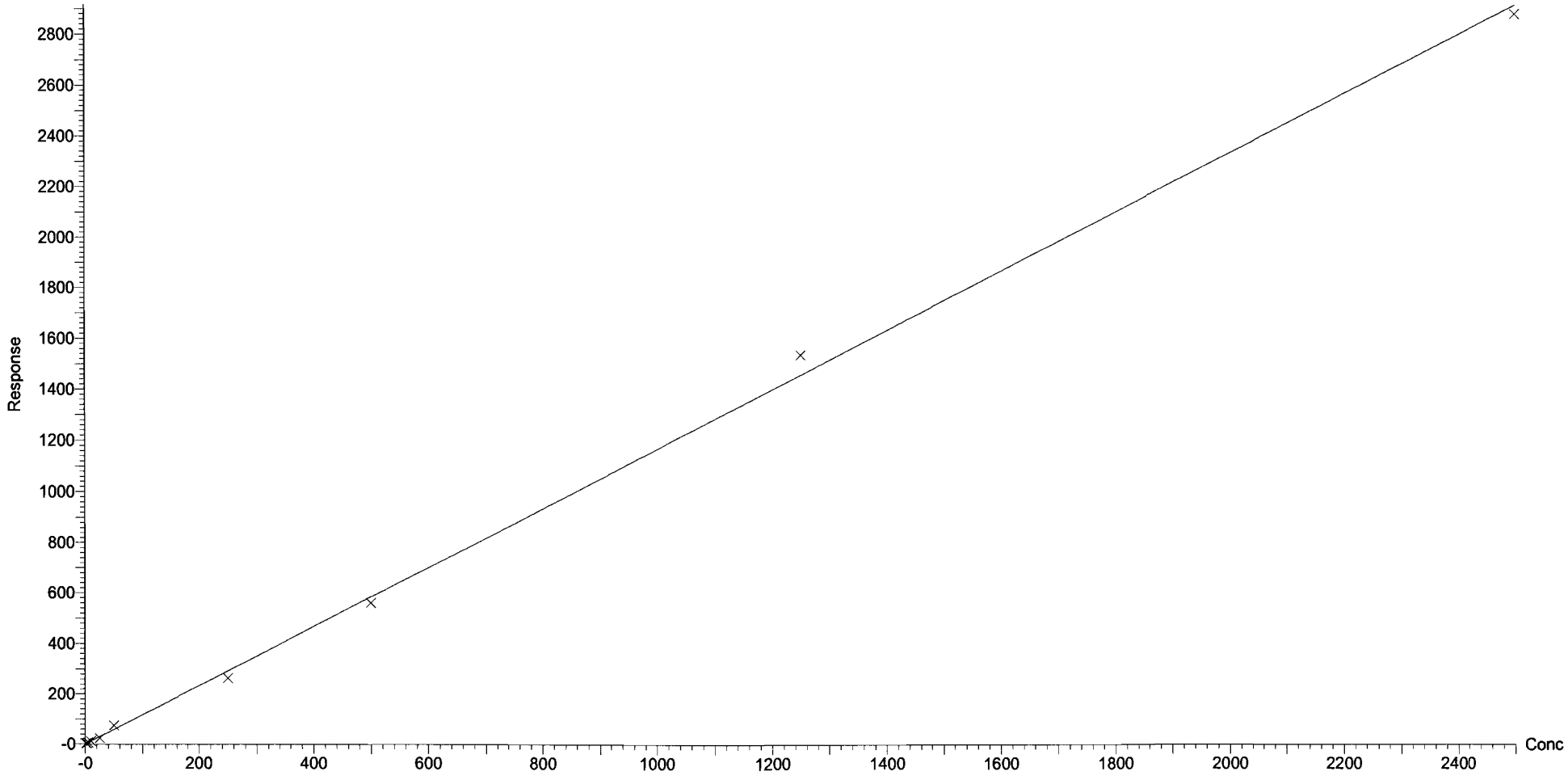

Vista Analytical Laboratory

Dataset: F:\Projects\PFAS.PRO\Results\180205M1\180205M1-13.qld

Last Altered: Tuesday, February 06, 2018 09:20:47 Pacific Standard Time
Printed: Tuesday, February 06, 2018 09:21:07 Pacific Standard Time

(A) No SS available.

AC 2/6/18 YA. 02/06/2018

Method: F:\Projects\PFAS.PRO\MethDB\PFAS_FULL_80C_020218.mdb 05 Feb 2018 15:16:58
Calibration: F:\Projects\PFAS.PRO\CurveDB\C18_VAL-PFAS_Q4_02-05-18-FULL.cdb 06 Feb 2018 09:06:52

Name: 180205M1_13, Date: 05-Feb-2018, Time: 14:10:49, ID: ICV180205M1-1 PFC ICV 18A3006, Description: PFC ICV 18A3006

	#	Name	Trace	Area	IS Area	RRF	Divisor1	Pred.RT	RT	y Axis Resp.	Conc.	%Rec
1	1	PFBA	213.0 > 168.8	9.22e3	9.21e3		1.0000	1.46	1.46	12.5	11.42	114.2
2	2	PFPeA	263.1 > 218.9	8.98e3	1.11e4		1.0000	2.42	2.42	10.2	10.43	104.3
3	3	PFBS	299.0 > 79.7	1.75e3	1.32e3		1.0000	2.69	2.69	16.6	8.779	87.8
4	4	4:2 FTS	327.2>307.2	1.77e3	1.32e3		1.0000	3.10	3.09	16.8	10.02	100.2
5	5	PFHxA	313.2 > 268.9	1.06e4	3.32e3		1.0000	3.19	3.19	16.0	10.57	105.7
6	6	PFPeS	349.1>80.1	2.23e3	1.32e3		1.0000	3.39	3.39	21.1	10.79	107.9
7	7	PFHpA	363.0 > 318.9	9.77e3	9.09e3		1.0000	3.81	3.81	13.4	10.83	108.3
8	8	L-PFHxS	398.9 > 79.6	1.22e3	1.12e3		1.0000	3.96	3.96	13.6	7.386	73.9
9	10	6:2 FTS	427.1 > 407	2.30e3	1.26e4		1.0000	4.28	4.27	2.29	8.870	88.7
10	11	L-PFOA	413 > 368.7	9.98e3	1.26e4		1.0000	4.33	4.33	9.94	10.41	104.1
11	13	PFHpS	449 > 80.0	2.00e3	3.09e3		1.0000	4.44	4.44	8.07	7.029	70.3
12	14	PFNA	463.0 > 418.8	1.08e4	1.19e4		1.0000	4.76	4.76	11.3	9.203	92.0
13	15	PFOSA	498.1 > 77.8	2.26e3	2.67e3		1.0000	4.83	4.82	10.6	9.956	99.6
14	16	L-PFOS	499 > 79.9	2.28e3	3.09e3		1.0000	4.84	4.84	9.21	8.246	82.5
15	18	PFDA	513 > 468.8	1.14e4	9.11e3		1.0000	5.14	5.13	15.7	12.68	126.8
16	19	8:2 FTS	527 > 506.9	2.53e3	1.26e4		1.0000	5.12	5.10	2.52	10.94	109.4
17	20	PFNS	549.1>80.1	2.00e3	3.09e3		1.0000	5.20	5.19	8.07	9.466	94.7
18	21	N-MeFOSAA	570.1 > 419	5.94e3	4.68e3		1.0000	5.29	5.28	15.9	11.76	117.6
19	22	N-EtFOSAA	584.2 > 419	5.70e3	6.12e3		1.0000	5.45	5.44	11.6	10.91	109.1
20	23	PFUdA	563.0 > 518.9	1.01e4	1.24e4		1.0000	5.46	5.46	10.2	9.811	98.1
21	24	PFDS	598.8 > 80	2.43e3	8.45e3		1.0000	5.51	5.51	3.59	7.690	76.9
22	25	PFDoA	612.9 > 569.0	1.06e4	8.45e3		1.0000	5.74	5.74	15.7	10.30	103.0
23	26	N-MeFOSA	512.1 > 168.9		1.63e4		1.0000	5.84				(A)
24	27	PFTrDA	662.9 > 618.9	9.97e3	4.37e3		1.0000	5.98	5.98	28.5	7.257	72.6
25	28	PFTeDA	712.9 > 668.8	6.59e3	4.37e3		1.0000	6.20	6.20	18.9	8.597	86.0
26	29	N-EtFOSA	526.1 > 168.9		2.43e4		1.0000	6.22				(A)
27	30	PFHxDA	813.1 > 768.6		2.92e3		1.0000	6.51				
28	31	PFODA	913.1 > 868.8		2.92e3		1.0000	6.74				
29	32	N-MeFOSE	616.1 > 58.9		1.86e4		1.0000	6.31				
30	33	N-EtFOSE	630.1 > 58.9		1.94e4		1.0000	6.45				
31	34	13C3-PFBA	216.1 > 171.8	9.21e3	1.08e4	0.876	1.0000	1.46	1.45	10.6	12.13	97

70-130

Dataset: F:\Projects\PFAS.PRO\Results\180205M1\180205M1-13.qld

Last Altered: Tuesday, February 06, 2018 09:20:47 Pacific Standard Time
Printed: Tuesday, February 06, 2018 09:21:07 Pacific Standard Time

Name: 180205M1_13, Date: 05-Feb-2018, Time: 14:10:49, ID: ICV180205M1-1 PFC ICV 18A3006, Description: PFC ICV 18A3006

	#	Name	Trace	Area	IS Area	RRF	Divisor1	Pred.RT	RT	y Axis Resp.	Conc.	%Rec
32	35	13C3-PFPeA	266. > 221.8	1.11e4	1.25e4	0.868	1.0000	2.42	2.42	11.1	12.79	102.3
33	36	13C3-PFBS	302. > 98.8	1.32e3	1.25e4	0.109	1.0000	2.69	2.69	1.32	12.13	97.0
34	37	13C2-PFHxA	315 > 269.8	3.32e3	1.25e4	0.694	1.0000	3.19	3.19	3.34	4.805	96.1
35	38	13C4-PFHpA	367.2 > 321.8	9.09e3	1.25e4	0.694	1.0000	3.81	3.81	9.12	13.14	105.1
36	39	18O2-PFHxS	403.0 > 102.6	1.12e3	3.14e3	0.350	1.0000	3.96	3.96	4.45	12.71	101.7
37	40	13C2-6:2 FTS	429.1 > 408.9	2.77e3	1.32e4	0.242	1.0000	4.28	4.27	2.62	10.83	86.6
38	41	13C2-PFOA	414.9 > 369.7	1.26e4	1.32e4	1.069	1.0000	4.33	4.33	11.9	11.11	88.9
39	42	13C5-PFNA	468.2 > 422.9	1.19e4	1.25e4	0.929	1.0000	4.76	4.76	11.9	12.83	102.7
40	43	13C8-PFOSA	506.1 > 77.7	2.67e3	1.17e4	0.226	1.0000	4.83	4.83	2.85	12.59	100.7
41	44	13C8-PFOS	507.0 > 79.9	3.09e3	3.19e3	1.041	1.0000	4.84	4.85	12.1	11.63	93.1
42	45	13C2-PFDA	515.1 > 469.9	9.11e3	9.59e3	1.217	1.0000	5.14	5.13	11.9	9.747	78.0
43	46	13C2-8:2 FTS	529.1 > 508.7	1.79e3	1.25e4	0.131	1.0000	5.12	5.11	1.80	13.70	109.6
44	47	d3-N-MeFOSAA	573.3 > 419	4.68e3	1.17e4	0.432	1.0000	5.29	5.28	4.98	11.53	92.2
45	48	d5-N-EtFOSAA	589.3 > 419	6.12e3	1.17e4	0.476	1.0000	5.45	5.44	6.53	13.71	109.7
46	49	13C2-PFUdA	565 > 519.8	1.24e4	1.17e4	0.969	1.0000	5.46	5.45	13.2	13.65	109.2
47	50	13C2-PFDoA	615.0 > 569.7	8.45e3	1.17e4	0.605	1.0000	5.74	5.74	9.01	14.89	119.1
48	51	d3-N-MeFOSA	515.2 > 168.9	1.63e4	1.17e4	0.116	1.0000	5.84	5.86	17.4	150.5	100.3
49	52	13C2-PFTeDA	714.8 > 669.6	4.37e3	1.17e4	0.331	1.0000	6.20	6.20	4.66	14.07	112.5
50	53	d5-N-ETFOSA	531.1 > 168.9	2.43e4	1.17e4	0.171	1.0000	6.22	6.23	25.9	151.3	100.9
51	54	13C2-PFHxDA	815 > 769.7	2.92e3	1.17e4	0.577	1.0000	6.51	6.51	3.12	5.400	108.0
52	55	d7-N-MeFOSE	623.1 > 58.9	1.86e4	1.17e4	0.152	1.0000	6.31	6.33	19.9	130.9	87.3
53	56	d9-N-EtFOSE	639.2 > 58.8	1.94e4	1.17e4	0.142	1.0000	6.45	6.48	20.7	145.5	97.0
54	57	13C4-PFBA	217. > 171.8	1.08e4	1.08e4	1.000	1.0000	1.46	1.45	12.5	12.50	100.0
55	58	13C5-PFHxA	318 > 272.9	1.25e4	1.25e4	1.000	1.0000	3.19	3.19	12.5	12.50	100.0
56	59	13C3-PFHxS	401.9 > 79.9	3.14e3	3.14e3	1.000	1.0000	3.96	3.96	12.5	12.50	100.0
57	60	13C8-PFOA	421.3 > 376	1.32e4	1.32e4	1.000	1.0000	4.33	4.33	12.5	12.50	100.0
58	61	13C9-PFNA	472.2 > 426.9	1.25e4	1.25e4	1.000	1.0000	5.76	4.76	12.5	12.50	100.0
59	62	13C4-PFOS	503 > 79.9	3.19e3	3.19e3	1.000	1.0000	4.84	4.84	12.5	12.50	100.0
60	63	13C6-PFDA	519.1 > 473.7	9.59e3	9.59e3	1.000	1.0000	5.14	5.13	12.5	12.50	100.0
61	64	13C7-PFUdA	570.1 > 524.8	1.17e4	1.17e4	1.000	1.0000	5.46	5.45	12.5	12.50	100.0
62	72	13C2-4:2 FTS	329.2>308.9	2.98e3	1.25e4	0.287	1.0000	3.10	3.10	2.99	10.44	83.5

Vista Analytical Laboratory

CCV

Dataset: F:\Projects\PFAS.PRO\Results\180205M1\180205M1-29.qld

Last Altered: Tuesday, February 06, 2018 09:28:51 Pacific Standard Time
Printed: Tuesday, February 06, 2018 09:30:05 Pacific Standard Time

AD 2/6/18

VJA. 02/06/2018

Method: F:\Projects\PFAS.PRO\MethDB\PFAS_FULL_80C_020218.mdb 05 Feb 2018 15:16:58
Calibration: F:\Projects\PFAS.PRO\CurveDB\C18_VAL-PFAS_Q4_02-05-18-FULL.cdb 06 Feb 2018 09:06:52

Name: 180205M1_29, Date: 05-Feb-2018, Time: 17:14:17, ID: ST180205M1-11 PFC CS3 18A3012, Description: PFC CS3 18A3012

	#	Name	Trace	Area	IS Area	RRF	Divisor1	Pred.RT	RT	y Axis Resp.	Conc.	%Rec
1	1	PFBA	213.0 > 168.8	9.79e3	1.05e4		1.0000	1.46	1.44	11.6	10.62	106.2
2	2	PFPeA	263.1 > 218.9	9.33e3	1.21e4		1.0000	2.42	2.39	9.61	9.865	98.6
3	3	PFBS	299.0 > 79.7	2.31e3	1.47e3		1.0000	2.69	2.67	19.7	10.41	104.1
4	4	4:2 FTS	327.2>307.2	2.19e3	1.47e3		1.0000	3.10	3.06	18.6	11.15	111.5
5	5	PFHxA	313.2 > 268.9	1.18e4	3.96e3		1.0000	3.19	3.15	14.9	9.893	98.9
6	6	PFPeS	349.1>80.1	2.57e3	1.47e3		1.0000	3.39	3.35	21.8	11.16	111.6
7	7	PFHpA	363.0 > 318.9	1.00e4	1.02e4		1.0000	3.81	3.76	12.3	9.939	99.4
8	8	L-PFHxS	398.9 > 79.6	1.79e3	1.17e3		1.0000	3.96	3.92	19.2	10.43	104.3
9	10	6:2 FTS	427.1 > 407	2.54e3	1.22e4		1.0000	4.28	4.22	2.61	10.10	101.0
10	11	L-PFOA	413 > 368.7	1.12e4	1.22e4		1.0000	4.33	4.28	11.5	12.03	120.3
11	13	PFHpS	449 > 80.0	2.91e3	3.15e3		1.0000	4.44	4.39	11.5	10.11	101.1
12	14	PFNA	463.0 > 418.8	1.29e4	1.41e4		1.0000	4.76	4.70	11.5	9.319	93.2
13	15	PFOSA	498.1 > 77.8	2.47e3	2.80e3		1.0000	4.83	4.77	11.0	10.38	103.8
14	16	L-PFOS	499 > 79.9	2.98e3	3.15e3		1.0000	4.84	4.79	11.8	10.59	105.9
15	18	PFDA	513 > 468.8	1.16e4	1.16e4		1.0000	5.14	5.07	12.5	10.10	101.0
16	19	8:2 FTS	527 > 506.9	2.49e3	1.22e4		1.0000	5.12	5.04	2.56	11.11	111.1
17	20	PFNS	549.1>80.1	2.05e3	3.15e3		1.0000	5.20	5.14	8.15	9.554	95.5
18	21	N-MeFOSAA	570.1 > 419	6.51e3	5.93e3		1.0000	5.29	5.22	13.7	10.18	101.8
19	22	N-EtFOSAA	584.2 > 419	5.50e3	6.09e3		1.0000	5.45	5.37	11.3	10.58	105.8
20	23	PFUdA	563.0 > 518.9	1.04e4	1.34e4		1.0000	5.46	5.39	9.65	9.272	92.7
21	24	PFDS	598.8 > 80	2.76e3	9.12e3		1.0000	5.51	5.44	3.79	8.097	81.0
22	25	PFDoA	612.9 > 569.0	1.18e4	9.12e3		1.0000	5.74	5.67	16.2	10.64	106.4
23	26	N-MeFOSA	512.1 > 168.9	5.79e3	1.64e4		1.0000	5.84	5.78	52.8	58.08	116.2
24	27	PFTrDA	662.9 > 618.9	1.18e4	4.17e3		1.0000	5.98	5.92	35.2	8.994	89.9
25	28	PFTeDA	712.9 > 668.8	7.04e3	4.17e3		1.0000	6.20	6.13	21.1	9.618	96.2
26	29	N-EtFOSA	526.1 > 168.9	7.32e3	2.48e4		1.0000	6.22	6.16	44.3	48.83	97.7
27	30	PFHxDA	813.1 > 768.6	4.30e3	2.37e3		1.0000	6.51	6.45	9.09	12.56	125.6
28	31	PFODA	913.1 > 868.8	4.99e3	2.37e3		1.0000	6.74	6.68	10.6	11.41	114.1
29	32	N-MeFOSE	616.1 > 58.9	7.90e3	2.31e4		1.0000	6.31	6.29	51.3	51.21	102.4
30	33	N-EtFOSE	630.1 > 58.9	9.92e3	2.35e4		1.0000	6.45	6.43	63.3	54.28	108.6
31	34	13C3PFBA	216.1 > 171.8	1.05e4	1.17e4	0.876	1.0000	1.46	1.45	11.2	12.80	102.4

70-130

50-150

Dataset: F:\Projects\PFAS.PRO\Results\180205M1\180205M1-29.qld

Last Altered: Tuesday, February 06, 2018 09:28:51 Pacific Standard Time
Printed: Tuesday, February 06, 2018 09:30:05 Pacific Standard Time

Name: 180205M1_29, Date: 05-Feb-2018, Time: 17:14:17, ID: ST180205M1-11 PFC CS3 18A3012, Description: PFC CS3 18A3012

	#	Name	Trace	Area	IS Area	RRF	Divisor1	Pred.RT	RT	y Axis Resp.	Conc.	%Rec
32	35	13C3-PFPeA	266. > 221.8	1.21e4	1.48e4	0.868	1.0000	2.42	2.39	10.2	11.78	94.3
33	36	13C3-PFBS	302. > 98.8	1.47e3	1.48e4	0.109	1.0000	2.69	2.67	1.24	11.34	90.7
34	37	13C2-PFHxA	315 > 269.8	3.96e3	1.48e4	0.694	1.0000	3.19	3.15	3.34	4.810	96.2
35	38	13C4-PFHpA	367.2 > 321.8	1.02e4	1.48e4	0.694	1.0000	3.81	3.76	8.56	12.32	98.6
36	39	18O2-PFHxS	403.0 > 102.6	1.17e3	3.35e3	0.350	1.0000	3.96	3.91	4.35	12.45	99.6
37	40	13C2-6:2 FTS	429.1 > 408.9	2.83e3	1.23e4	0.242	1.0000	4.28	4.22	2.87	11.82	94.5
38	41	13C2-PFOA	414.9 > 369.7	1.22e4	1.23e4	1.069	1.0000	4.33	4.28	12.3	11.53	92.2
39	42	13C5-PFNA	468.2 > 422.9	1.41e4	1.59e4	0.929	1.0000	4.76	4.70	11.0	11.89	95.1
40	43	13C8-PFOSA	506.1 > 77.7	2.80e3	1.19e4	0.226	1.0000	4.83	4.77	2.94	13.00	104.0
41	44	13C8-PFOS	507.0 > 79.9	3.15e3	3.02e3	1.041	1.0000	4.84	4.79	13.0	12.53	100.2
42	45	13C2-PFDA	515.1 > 469.9	1.16e4	9.24e3	1.217	1.0000	5.14	5.07	15.7	12.92	103.4
43	46	13C2-8:2 FTS	529.1 > 508.7	1.98e3	1.48e4	0.131	1.0000	5.12	5.04	1.67	12.71	101.7
44	47	d3-N-MeFOSAA	573.3 > 419	5.93e3	1.19e4	0.432	1.0000	5.29	5.22	6.22	14.38	115.0
45	48	d5-N-EtFOSAA	589.3 > 419	6.09e3	1.19e4	0.476	1.0000	5.45	5.37	6.39	13.42	107.4
46	49	13C2-PFUdA	565 > 519.8	1.34e4	1.19e4	0.969	1.0000	5.46	5.39	14.1	14.52	116.1
47	50	13C2-PFDoA	615.0 > 569.7	9.12e3	1.19e4	0.605	1.0000	5.74	5.67	9.57	15.81	126.5
48	51	d3-N-MeFOSA	515.2 > 168.9	1.64e4	1.19e4	0.116	1.0000	5.84	5.80	17.2	149.2	99.5
49	52	13C2-PFTeDA	714.8 > 669.6	4.17e3	1.19e4	0.331	1.0000	6.20	6.13	4.38	13.23	105.8
50	53	d5-N-ETFOSA	531.1 > 168.9	2.48e4	1.19e4	0.171	1.0000	6.22	6.17	26.0	151.5	101.0
51	54	13C2-PFHxDA	815 > 769.7	2.37e3	1.19e4	0.577	1.0000	6.51	6.45	2.48	4.301	86.0
52	55	d7-N-MeFOSE	623.1 > 58.9	2.31e4	1.19e4	0.152	1.0000	6.31	6.27	24.2	159.5	106.3
53	56	d9-N-EtFOSE	639.2 > 58.8	2.35e4	1.19e4	0.142	1.0000	6.45	6.42	24.7	173.5	115.7
54	57	13C4-PFBA	217. > 171.8	1.17e4	1.17e4	1.000	1.0000	1.46	1.45	12.5	12.50	100.0
55	58	13C5-PFHxA	318 > 272.9	1.48e4	1.48e4	1.000	1.0000	3.19	3.15	12.5	12.50	100.0
56	59	13C3-PFHxS	401.9 > 79.9	3.35e3	3.35e3	1.000	1.0000	3.96	3.92	12.5	12.50	100.0
57	60	13C8-PFOA	421.3 > 376	1.23e4	1.23e4	1.000	1.0000	4.33	4.27	12.5	12.50	100.0
58	61	13C9-PFNA	472.2 > 426.9	1.59e4	1.59e4	1.000	1.0000	5.76	4.70	12.5	12.50	100.0
59	62	13C4-PFOS	503 > 79.9	3.02e3	3.02e3	1.000	1.0000	4.84	4.79	12.5	12.50	100.0
60	63	13C6-PFDA	519.1 > 473.7	9.24e3	9.24e3	1.000	1.0000	5.14	5.07	12.5	12.50	100.0
61	64	13C7-PFUdA	570.1 > 524.8	1.19e4	1.19e4	1.000	1.0000	5.46	5.39	12.5	12.50	100.0
62	72	13C2-4:2 FTS	329.2>308.9	3.33e3	1.48e4	0.287	1.0000	3.10	3.06	2.80	9.766	78.1

50-150

50-150

AD 2/6/18

DODCMD_ID	INSTALLATION_ID	SDG	SITE_NAME	NORM_SITE_NAME	LOCATION_NAME	LOCATION_TYPE_DESC	COORD_X	COORD_Y	CONTRACT_ID	DO_CTO_NUMBER	CONTR_NAME	SAMPLE_NAME	SAMPLE_MATRIX_DESC	SAMPLE_TYPE_DESC	COLLECT_DATE	ANALYTICAL_METHOD	ANALYTICAL_METHOD_GRP_DESC
MID_ATLANTIC	CALVERTON_NWIRP	1800153							N6247016D9008	WE05	TETRA TECH, INC.	FT-EB01-20180116	Water for QC samples	Equipment blank	16-Jan-18	537	Perfluoroalkyl Compounds
MID_ATLANTIC	CALVERTON_NWIRP	1800153							N6247016D9008	WE05	TETRA TECH, INC.	FT-EB02-20180117	Water for QC samples	Equipment blank	17-Jan-18	537	Perfluoroalkyl Compounds
MID_ATLANTIC	CALVERTON_NWIRP	1800153	SITE 00002	SITE 00002	FTTW510	Temporary well point	1319562.26	268907.4621	N6247016D9008	WE05	TETRA TECH, INC.	FT-TW510-1520	Ground water	Normal (Regular)	18-Jan-18	537	Perfluoroalkyl Compounds
MID_ATLANTIC	CALVERTON_NWIRP	1800153	SITE 00002	SITE 00002	FTTW507	Temporary well point	1319503.875	269521.4603	N6247016D9008	WE05	TETRA TECH, INC.	FT-TW507-1924	Ground water	Normal (Regular)	18-Jan-18	537	Perfluoroalkyl Compounds
MID_ATLANTIC	CALVERTON_NWIRP	1800153	SITE 00002	SITE 00002	FTTW507	Temporary well point	1319503.875	269521.4603	N6247016D9008	WE05	TETRA TECH, INC.	FT-TW507-1924-FRB	Ground water	Normal (Regular)	18-Jan-18	537	Perfluoroalkyl Compounds
MID_ATLANTIC	CALVERTON_NWIRP	1800153	SITE 00002	SITE 00002	FTTW511	Temporary well point	1319665.9	268711.8737	N6247016D9008	WE05	TETRA TECH, INC.	FT-TW511-1722	Ground water	Normal (Regular)	18-Jan-18	537	Perfluoroalkyl Compounds
MID_ATLANTIC	CALVERTON_NWIRP	1800153							N6247016D9008	WE05	TETRA TECH, INC.	FT-FRB02-20180117	Water for QC samples	Field Reagent Blank	17-Jan-18	537	Perfluoroalkyl Compounds
MID_ATLANTIC	CALVERTON_NWIRP	1800153							N6247016D9008	WE05	TETRA TECH, INC.	FT-FRB01-20180116	Water for QC samples	Field Reagent Blank	16-Jan-18	537	Perfluoroalkyl Compounds
MID_ATLANTIC	CALVERTON_NWIRP	1800153	SITE 00002	SITE 00002	FTTW510	Temporary well point	1319562.26	268907.4621	N6247016D9008	WE05	TETRA TECH, INC.	FT-TW510-1520-D	Ground water	Field duplicate	18-Jan-18	537	Perfluoroalkyl Compounds
MID_ATLANTIC	CALVERTON_NWIRP	1800153							N6247016D9008	WE05	TETRA TECH, INC.	FT-FB02-20180117	Water for QC samples	Field blank	17-Jan-18	537	Perfluoroalkyl Compounds
MID_ATLANTIC	CALVERTON_NWIRP	1800153	SITE 00002	SITE 00002	FTTW513	Temporary well point	1319758.6	268375.7579	N6247016D9008	WE05	TETRA TECH, INC.	FT-TW513-2025	Ground water	Normal (Regular)	18-Jan-18	537	Perfluoroalkyl Compounds
MID_ATLANTIC	CALVERTON_NWIRP	1800153							N6247016D9008	WE05	TETRA TECH, INC.	FT-EB03-20180118	Water for QC samples	Equipment blank	18-Jan-18	537	Perfluoroalkyl Compounds