



**Off-base Drinking Water Sample Results,  
Level 2 Laboratory Report, Level 4 Laboratory Report,  
Electronic Data Deliverable, Data Validation Report,  
and the Sample Location Figure, SDG 1801762**

*Naval Research Laboratory – Chesapeake Bay  
Detachment  
Chesapeake Beach, Maryland*

February 2019

July 23, 2018

**Vista Work Order No. 1801762**

Ms. Tiffany Hill  
CH2M Hill  
1100 NE Circle Blvd. Suite 300  
Corvallis, OR 97330

Dear Ms. Hill,

Enclosed are the results for the sample set received at Vista Analytical Laboratory on July 14, 2018. This sample set was analyzed on a rush turn-around time, under your Project Name 'PFAS DW Investigation CTO-08 NRL CBD'.

Vista Analytical Laboratory is committed to serving you effectively. If you require additional information, please contact me at 916-673-1520 or by email at [mmaier@vista-analytical.com](mailto:mmaier@vista-analytical.com).

Thank you for choosing Vista as part of your analytical support team.

Sincerely,



Martha Maier  
Laboratory Director



*Vista Analytical Laboratory certifies that the report herein meets all the requirements set forth by NELAP for those applicable test methods. Results relate only to the samples as received by the laboratory. This report should not be reproduced except in full without the written approval of Vista.*

**Vista Work Order No. 1801762**

**Case Narrative**

**Sample Condition on Receipt:**

Twenty drinking water samples were received in good condition and within the method temperature requirements. The samples were received and stored securely in accordance with Vista standard operating procedures and EPA methodology.

**Analytical Notes:**

**EPA Method 537, Rev. 1.1**

The samples were extracted and analyzed for a selected list of PFAS using EPA Method 537, Rev. 1.1.

Holding Times

The samples were extracted and analyzed within the method hold times.

Quality Control

The Initial Calibration and Continuing Calibration Verifications met the method acceptance criteria.

A Laboratory Fortified Blank (LFB) and Laboratory Reagent Blank (LRB) were extracted and analyzed with the preparation batch. No analytes were detected in the Laboratory Reagent Blank above 1/2 the LOQ. The LFB recoveries were within the method acceptance criteria.

The surrogate recoveries for all QC and field samples were within the acceptance criteria.

A Laboratory Fortified Sample Matrix (LFSM) and Laboratory Fortified Sample Matrix Duplicate (LFSMD) were performed on sample "CBD-1RW10-0718". The analyte recoveries and RPDs were within the method acceptance criteria.

## Table of Contents

Case Narrative.....	1
Table of Contents.....	3
Sample Inventory.....	4
Analytical Results.....	6
Qualifiers.....	30
Certifications.....	31
Sample Receipt.....	32



# Sample Inventory Report

Vista Sample ID	Client Sample ID	Sampled	Received	Components/Containers
1801762-01	CBD-1RW01-0718	13-Jul-18 09:50	14-Jul-18 08:57	HDPE Bottle, 250 mL HDPE Bottle, 250 mL
1801762-02	CBD-1FB01-0718	13-Jul-18 09:55	14-Jul-18 08:57	HDPE Bottle, 250 mL HDPE Bottle, 250 mL
1801762-03	CBD-1RW02-0718	13-Jul-18 10:31	14-Jul-18 08:57	HDPE Bottle, 250 mL HDPE Bottle, 250 mL
1801762-04	CBD-1FB02-0718	13-Jul-18 10:35	14-Jul-18 08:57	HDPE Bottle, 250 mL HDPE Bottle, 250 mL
1801762-05	CBD-1RW03-0718	13-Jul-18 11:18	14-Jul-18 08:57	HDPE Bottle, 250 mL HDPE Bottle, 250 mL
1801762-06	CBD-1FB03-0718	13-Jul-18 11:20	14-Jul-18 08:57	HDPE Bottle, 250 mL HDPE Bottle, 250 mL
1801762-07	CBD-1RW04-0718	13-Jul-18 11:46	14-Jul-18 08:57	HDPE Bottle, 250 mL HDPE Bottle, 250 mL
1801762-08	CBD-1FB04-0718	13-Jul-18 11:48	14-Jul-18 08:57	HDPE Bottle, 250 mL HDPE Bottle, 250 mL
1801762-09	CBD-1RW05-0718	13-Jul-18 12:03	14-Jul-18 08:57	HDPE Bottle, 250 mL HDPE Bottle, 250 mL
1801762-10	CBD-1FB05-0718	13-Jul-18 12:05	14-Jul-18 08:57	HDPE Bottle, 250 mL HDPE Bottle, 250 mL
1801762-11	CBD-1RW06-0718	13-Jul-18 14:19	14-Jul-18 08:57	HDPE Bottle, 250 mL HDPE Bottle, 250 mL
1801762-12	CBD-1FB06-0718	13-Jul-18 14:21	14-Jul-18 08:57	HDPE Bottle, 250 mL HDPE Bottle, 250 mL
1801762-13	CBD-1RW07-0718	13-Jul-18 14:55	14-Jul-18 08:57	HDPE Bottle, 250 mL HDPE Bottle, 250 mL
1801762-14	CBD-1FB07-0718	13-Jul-18 14:57	14-Jul-18 08:57	HDPE Bottle, 250 mL HDPE Bottle, 250 mL
1801762-15	CBD-1RW08-0718	13-Jul-18 15:48	14-Jul-18 08:57	HDPE Bottle, 250 mL HDPE Bottle, 250 mL
1801762-16	CBD-1FB08-0718	13-Jul-18 15:50	14-Jul-18 08:57	HDPE Bottle, 250 mL HDPE Bottle, 250 mL
1801762-17	CBD-1RW09-0718	13-Jul-18 16:25	14-Jul-18 08:57	HDPE Bottle, 250 mL HDPE Bottle, 250 mL
1801762-18	CBD-1FB09-0718	13-Jul-18 16:27	14-Jul-18 08:57	HDPE Bottle, 250 mL HDPE Bottle, 250 mL
1801762-19	CBD-1RW10-0718	MS/MSD13-Jul-18 16:40	14-Jul-18 08:57	HDPE Bottle, 250 mL HDPE Bottle, 250 mL HDPE Bottle, 250 mL

Vista Project: 1801762

Client Project: PFAS DW Investigation CTO-08 NRL CBD

# Sample Inventory Report

<b>Vista Sample ID</b>	<b>Client Sample ID</b>	<b>Sampled</b>	<b>Received</b>	<b>Components/Containers</b>
1801762-19	CBD-1RW10-0718	MS/MSD13-Jul-18 16:40	14-Jul-18 08:57	HDPE Bottle, 250 mL HDPE Bottle, 250 mL HDPE Bottle, 250 mL
1801762-20	CBD-1FB10-0718	13-Jul-18 16:45	14-Jul-18 08:57	HDPE Bottle, 250 mL HDPE Bottle, 250 mL

## **ANALYTICAL RESULTS**

**Sample ID: LRB**

**EPA Method 537**

Client Data					Laboratory Data							
Name:	CH2M Hill	Matrix:	Aqueous		Lab Sample:	B8G0137-BLK1	Column:	BEH C18				
Project:	PFAS DW Investigation CTO-08 NRL CBD											

Analyte	CAS Number	Conc. (ng/L)	DL	LOD	LOQ	Qualifiers	Batch	Extracted	Samp Size	Analyzed	Dilution
PFBS	375-73-5	ND	3.04	5.00	10.0		B8G0137	18-Jul-18	0.250 L	20-Jul-18 16:36	1
PFHxA	307-24-4	ND	3.04	5.00	10.0		B8G0137	18-Jul-18	0.250 L	20-Jul-18 16:36	1
PFHpA	375-85-9	ND	3.04	5.00	10.0		B8G0137	18-Jul-18	0.250 L	20-Jul-18 16:36	1
PFHxS	355-46-4	ND	3.04	5.00	10.0		B8G0137	18-Jul-18	0.250 L	20-Jul-18 16:36	1
PFOA	335-67-1	ND	3.04	5.00	10.0		B8G0137	18-Jul-18	0.250 L	20-Jul-18 16:36	1
PFNA	375-95-1	ND	3.04	5.00	10.0		B8G0137	18-Jul-18	0.250 L	20-Jul-18 16:36	1
PFOS	1763-23-1	ND	3.04	5.00	10.0		B8G0137	18-Jul-18	0.250 L	20-Jul-18 16:36	1
PFDA	335-76-2	ND	3.04	5.00	10.0		B8G0137	18-Jul-18	0.250 L	20-Jul-18 16:36	1
MeFOSAA	2355-31-9	ND	3.04	5.00	10.0		B8G0137	18-Jul-18	0.250 L	20-Jul-18 16:36	1
EtFOSAA	2991-50-6	ND	3.04	5.00	10.0		B8G0137	18-Jul-18	0.250 L	20-Jul-18 16:36	1
PFUnA	2058-94-8	ND	3.04	5.00	10.0		B8G0137	18-Jul-18	0.250 L	20-Jul-18 16:36	1
PFDoA	307-55-1	ND	3.04	5.00	10.0		B8G0137	18-Jul-18	0.250 L	20-Jul-18 16:36	1
PFTriDA	72629-94-8	ND	3.04	5.00	10.0		B8G0137	18-Jul-18	0.250 L	20-Jul-18 16:36	1
PFTeDA	376-06-7	ND	3.04	5.00	10.0		B8G0137	18-Jul-18	0.250 L	20-Jul-18 16:36	1
Labeled Standards	Type	% Recovery	Limits		Qualifiers	Batch	Extracted	Samp Size	Analyzed	Dilution	
13C2-PFHxA	SURR	93.4	70 - 130			B8G0137	18-Jul-18	0.250 L	20-Jul-18 16:36	1	
13C2-PFDA	SURR	87.5	70 - 130			B8G0137	18-Jul-18	0.250 L	20-Jul-18 16:36	1	
d5-EtFOSAA	SURR	94.3	70 - 130			B8G0137	18-Jul-18	0.250 L	20-Jul-18 16:36	1	

DL - Detection Limit

LOD - Limit of Detection  
LOQ - Limit of quantitation

Results reported to the DL.

When reported, PFHxS, PFOA, PFOS, MeFOSAA and EtFOSAA include both linear and branched isomers. Only the linear isomer is reported for all other analytes.

**Sample ID: LFB** **EPA Method 537**

Client Data				Laboratory Data			
Name:	CH2M Hill	Matrix:	Aqueous	Lab Sample:	B8G0137-BS1	Column:	BEH C18
Project:	PFAS DW Investigation CTO-08 NRL CBD						

Analyte	CAS Number	Amt Found (ng/L)	Spike Amt	% Rec	Limits	Qualifiers	Batch	Extracted	Samp Size	Analyzed	Dilution
PFBS	375-73-5	77.6	70.8	110	70 - 130		B8G0137	18-Jul-18	0.250 L	20-Jul-18 16:49	1
PFHxA	307-24-4	79.6	80.0	99.4	70 - 130		B8G0137	18-Jul-18	0.250 L	20-Jul-18 16:49	1
PFHpA	375-85-9	81.6	80.0	102	70 - 130		B8G0137	18-Jul-18	0.250 L	20-Jul-18 16:49	1
PFHxS	355-46-4	73.4	72.8	101	70 - 130		B8G0137	18-Jul-18	0.250 L	20-Jul-18 16:49	1
PFOA	335-67-1	80.4	80.0	100	70 - 130		B8G0137	18-Jul-18	0.250 L	20-Jul-18 16:49	1
PFNA	375-95-1	75.2	80.0	94.0	70 - 130		B8G0137	18-Jul-18	0.250 L	20-Jul-18 16:49	1
PFOS	1763-23-1	76.6	74.0	104	70 - 130		B8G0137	18-Jul-18	0.250 L	20-Jul-18 16:49	1
PFDA	335-76-2	74.2	80.0	92.7	70 - 130		B8G0137	18-Jul-18	0.250 L	20-Jul-18 16:49	1
MeFOSAA	2355-31-9	83.6	80.0	104	70 - 130		B8G0137	18-Jul-18	0.250 L	20-Jul-18 16:49	1
EtFOSAA	2991-50-6	83.3	80.0	104	70 - 130		B8G0137	18-Jul-18	0.250 L	20-Jul-18 16:49	1
PFUnA	2058-94-8	79.0	80.0	98.8	70 - 130		B8G0137	18-Jul-18	0.250 L	20-Jul-18 16:49	1
PFDoA	307-55-1	72.3	80.0	90.4	70 - 130		B8G0137	18-Jul-18	0.250 L	20-Jul-18 16:49	1
PFTTrDA	72629-94-8	74.3	80.0	92.8	70 - 130		B8G0137	18-Jul-18	0.250 L	20-Jul-18 16:49	1
PFTeDA	376-06-7	68.5	80.0	85.6	70 - 130		B8G0137	18-Jul-18	0.250 L	20-Jul-18 16:49	1
Labeled Standards		Type		% Rec	Limits	Qualifiers	Batch	Extracted	Samp Size	Analyzed	Dilution
13C2-PFHxA		SURR		99.1	70- 130		B8G0137	18-Jul-18	0.250 L	20-Jul-18 16:49	1
13C2-PFDA		SURR		98.8	70- 130		B8G0137	18-Jul-18	0.250 L	20-Jul-18 16:49	1
d5-EtFOSAA		SURR		93.7	70- 130		B8G0137	18-Jul-18	0.250 L	20-Jul-18 16:49	1

**Sample ID: CBD-1RW01-0718**

**EPA Method 537**

Client Data					Laboratory Data						
Name:	CH2M Hill	Matrix:	Drinking Water	Lab Sample:	1801762-01	Column:	BEH C18				
Project:	PFAS DW Investigation CTO-08 NRL CBD	Date Collected:	13-Jul-18 09:50	Date Received:	14-Jul-18 08:57						

Analyte	CAS Number	Conc. (ng/L)	DL	LOD	LOQ	Qualifiers	Batch	Extracted	Samp Size	Analyzed	Dilution
PFBS	375-73-5	ND	3.00	4.92	9.86		B8G0137	18-Jul-18	0.254 L	20-Jul-18 18:44	1
PFHxA	307-24-4	ND	3.00	4.92	9.86		B8G0137	18-Jul-18	0.254 L	20-Jul-18 18:44	1
PFHpA	375-85-9	ND	3.00	4.92	9.86		B8G0137	18-Jul-18	0.254 L	20-Jul-18 18:44	1
PFHxS	355-46-4	ND	3.00	4.92	9.86		B8G0137	18-Jul-18	0.254 L	20-Jul-18 18:44	1
PFOA	335-67-1	ND	3.00	4.92	9.86		B8G0137	18-Jul-18	0.254 L	20-Jul-18 18:44	1
PFNA	375-95-1	ND	3.00	4.92	9.86		B8G0137	18-Jul-18	0.254 L	20-Jul-18 18:44	1
PFOS	1763-23-1	ND	3.00	4.92	9.86		B8G0137	18-Jul-18	0.254 L	20-Jul-18 18:44	1
PFDA	335-76-2	ND	3.00	4.92	9.86		B8G0137	18-Jul-18	0.254 L	20-Jul-18 18:44	1
MeFOSAA	2355-31-9	ND	3.00	4.92	9.86		B8G0137	18-Jul-18	0.254 L	20-Jul-18 18:44	1
EtFOSAA	2991-50-6	ND	3.00	4.92	9.86		B8G0137	18-Jul-18	0.254 L	20-Jul-18 18:44	1
PFOA	2058-94-8	ND	3.00	4.92	9.86		B8G0137	18-Jul-18	0.254 L	20-Jul-18 18:44	1
PFDoA	307-55-1	ND	3.00	4.92	9.86		B8G0137	18-Jul-18	0.254 L	20-Jul-18 18:44	1
PFTeDA	72629-94-8	ND	3.00	4.92	9.86		B8G0137	18-Jul-18	0.254 L	20-Jul-18 18:44	1
PFTeDA	376-06-7	ND	3.00	4.92	9.86		B8G0137	18-Jul-18	0.254 L	20-Jul-18 18:44	1
Labeled Standards	Type	% Recovery	Limits		Qualifiers	Batch	Extracted	Samp Size	Analyzed	Dilution	
13C2-PFHxA	SURR	96.5	70 - 130			B8G0137	18-Jul-18	0.254 L	20-Jul-18 18:44	1	
13C2-PFDA	SURR	85.5	70 - 130			B8G0137	18-Jul-18	0.254 L	20-Jul-18 18:44	1	
d5-EtFOSAA	SURR	92.0	70 - 130			B8G0137	18-Jul-18	0.254 L	20-Jul-18 18:44	1	

DL - Detection Limit

LOD - Limit of Detection  
LOQ - Limit of quantitation

Results reported to the DL.

When reported, PFHxS, PFOA, PFOS, MeFOSAA and EtFOSAA include both linear and branched isomers. Only the linear isomer is reported for all other analytes.

**Sample ID: CBD-1FB01-0718**

**EPA Method 537**

Client Data				Laboratory Data			
Name:	CH2M Hill	Matrix:	Drinking Water	Lab Sample:	1801762-02	Column:	BEH C18
Project:	PFAS DW Investigation CTO-08 NRL CBD	Date Collected:	13-Jul-18 09:55	Date Received:	14-Jul-18 08:57		

Analyte	CAS Number	Conc. (ng/L)	DL	LOD	LOQ	Qualifiers	Batch	Extracted	Samp Size	Analyzed	Dilution
PFBS	375-73-5	ND	3.02	4.96	9.94		B8G0137	18-Jul-18	0.252 L	20-Jul-18 18:57	1
PFHxA	307-24-4	ND	3.02	4.96	9.94		B8G0137	18-Jul-18	0.252 L	20-Jul-18 18:57	1
PFHpA	375-85-9	ND	3.02	4.96	9.94		B8G0137	18-Jul-18	0.252 L	20-Jul-18 18:57	1
PFHxS	355-46-4	ND	3.02	4.96	9.94		B8G0137	18-Jul-18	0.252 L	20-Jul-18 18:57	1
PFOA	335-67-1	ND	3.02	4.96	9.94		B8G0137	18-Jul-18	0.252 L	20-Jul-18 18:57	1
PFNA	375-95-1	ND	3.02	4.96	9.94		B8G0137	18-Jul-18	0.252 L	20-Jul-18 18:57	1
PFOS	1763-23-1	ND	3.02	4.96	9.94		B8G0137	18-Jul-18	0.252 L	20-Jul-18 18:57	1
PFDA	335-76-2	ND	3.02	4.96	9.94		B8G0137	18-Jul-18	0.252 L	20-Jul-18 18:57	1
MeFOSAA	2355-31-9	ND	3.02	4.96	9.94		B8G0137	18-Jul-18	0.252 L	20-Jul-18 18:57	1
EtFOSAA	2991-50-6	ND	3.02	4.96	9.94		B8G0137	18-Jul-18	0.252 L	20-Jul-18 18:57	1
PFOA	2058-94-8	ND	3.02	4.96	9.94		B8G0137	18-Jul-18	0.252 L	20-Jul-18 18:57	1
PFDoA	307-55-1	ND	3.02	4.96	9.94		B8G0137	18-Jul-18	0.252 L	20-Jul-18 18:57	1
PFTeDA	72629-94-8	ND	3.02	4.96	9.94		B8G0137	18-Jul-18	0.252 L	20-Jul-18 18:57	1
PFTeDA	376-06-7	ND	3.02	4.96	9.94		B8G0137	18-Jul-18	0.252 L	20-Jul-18 18:57	1
Labeled Standards	Type	% Recovery	Limits		Qualifiers	Batch	Extracted	Samp Size	Analyzed	Dilution	
13C2-PFHxA	SURR	93.8	70 - 130			B8G0137	18-Jul-18	0.252 L	20-Jul-18 18:57	1	
13C2-PFDA	SURR	87.7	70 - 130			B8G0137	18-Jul-18	0.252 L	20-Jul-18 18:57	1	
d5-EtFOSAA	SURR	92.4	70 - 130			B8G0137	18-Jul-18	0.252 L	20-Jul-18 18:57	1	

DL - Detection Limit

LOD - Limit of Detection  
LOQ - Limit of quantitation

Results reported to the DL.

When reported, PFHxS, PFOA, PFOS, MeFOSAA and EtFOSAA include both linear and branched isomers. Only the linear isomer is reported for all other analytes.

**Sample ID: CBD-1RW02-0718**

**EPA Method 537**

Client Data				Laboratory Data			
Name:	Cu 2M u ill	Matrix:	Drin3ing Water	Lab Sample:	1801762-0H	ColEmn:	Bku C18
Project:	PFAS DW Investigation CTO-08 NRL CBD	Date Collected:	1HJEI-18 10:HI	Date Received:	19-JEI-18 08:57		

Analyte	CAS Number	Conc. (ng/L)	DL	LOD	LOQ	Qualifiers	Batch	Extracted	Samp Size	Analyzed	Dilution
PFBS	H75-7H5	ND	H07	509	104		B8G01H7	18-JEI-18	0498 L	20-JEI-18 1. :10	1
PFu xA	H07-29-9	ND	H07	509	104		B8G01H7	18-JEI-18	0498 L	20-JEI-18 1. :10	1
PFu pA	H75-85-	ND	H07	509	104		B8G01H7	18-JEI-18	0498 L	20-JEI-18 1. :10	1
PFu xS	H55-96-9	ND	H07	509	104		B8G01H7	18-JEI-18	0498 L	20-JEI-18 1. :10	1
PFOA	H5-67-1	ND	H07	509	104		B8G01H7	18-JEI-18	0498 L	20-JEI-18 1. :10	1
PFNA	H75- 5-1	ND	H07	509	104		B8G01H7	18-JEI-18	0498 L	20-JEI-18 1. :10	1
PFOS	176H2H1	ND	H07	509	104		B8G01H7	18-JEI-18	0498 L	20-JEI-18 1. :10	1
PFDA	H5-76-2	ND	H07	509	104		B8G01H7	18-JEI-18	0498 L	20-JEI-18 1. :10	1
MeFOSAA	2H55-HI-	ND	H07	509	104		B8G01H7	18-JEI-18	0498 L	20-JEI-18 1. :10	1
ktFOSAA	2. . 1-50-6	ND	H07	509	104		B8G01H7	18-JEI-18	0498 L	20-JEI-18 1. :10	1
PFUnA	2058-. 9-8	ND	H07	509	104		B8G01H7	18-JEI-18	0498 L	20-JEI-18 1. :10	1
PFD0A	H07-55-1	ND	H07	509	104		B8G01H7	18-JEI-18	0498 L	20-JEI-18 1. :10	1
PFTrDA	7262. -. 9-8	ND	H07	509	104		B8G01H7	18-JEI-18	0498 L	20-JEI-18 1. :10	1
PFTeDA	H76-06-7	ND	H07	509	104		B8G01H7	18-JEI-18	0498 L	20-JEI-18 1. :10	1
Labeled Standards	Type	% Recovery		Limits		Qualifiers	Batch	Extracted	Samp Size	Analyzed	Dilution
1HC2-PFu xA	SURR	884		70 - 1H0			B8G01H7	18-JEI-18	0498 L	20-JEI-18 1. :10	1
1HC2-PFDA	SURR	874		70 - 1H0			B8G01H7	18-JEI-18	0498 L	20-JEI-18 1. :10	1
d5-ktFOSAA	SURR	. 94		70 - 1H0			B8G01H7	18-JEI-18	0498 L	20-JEI-18 1. :10	1

DL - Detection Limit

LOD - Limit of Detection  
LOQ - Limit of qEntitation

ResElts reported to the DL4

When reported, PFu xS, PFOA, PFOS, MeFOSAA and ktFOSAA inclEde both linear and branched isomers4 Only the linear isomer is reported for all other analytes4



**Sample ID: CBD-1FB02-0718**

**EPA Method 537**

Client Data				Laboratory Data			
Name:	Cu 2M u ill	Matrix:	Drin3ing Water	Lab Sample:	1801762-0H	ColEmn:	Bku C18
Project:	PFAS DW Investigation CTO-08 NRL CBD	Date Collected:	1J-9EI-18 10:J5	Date Received:	1H9EI-18 08:57		

Analyte	CAS Number	Conc. (ng/L)	DL	LOD	LOQ	Qualifiers	Batch	Extracted	Samp Size	Analyzed	Dilution
PFBS	J75-7J-5	ND	24 .	H4 2	. 42		B8G01J7	18-9EI-18	0425HL	20-9EI-18 1 . :2J	1
PFu xA	J07-2HH	ND	24 .	H4 2	. 42		B8G01J7	18-9EI-18	0425HL	20-9EI-18 1 . :2J	1
PFu pA	J75-85-	ND	24 .	H4 2	. 42		B8G01J7	18-9EI-18	0425HL	20-9EI-18 1 . :2J	1
PFu xS	J55-H6-H	ND	24 .	H4 2	. 42		B8G01J7	18-9EI-18	0425HL	20-9EI-18 1 . :2J	1
PFOA	JJ5-67-1	ND	24 .	H4 2	. 42		B8G01J7	18-9EI-18	0425HL	20-9EI-18 1 . :2J	1
PFNA	J75- 5-1	ND	24 .	H4 2	. 42		B8G01J7	18-9EI-18	0425HL	20-9EI-18 1 . :2J	1
PFOS	176J-2J-1	ND	24 .	H4 2	. 42		B8G01J7	18-9EI-18	0425HL	20-9EI-18 1 . :2J	1
PFDA	JJ5-76-2	ND	24 .	H4 2	. 42		B8G01J7	18-9EI-18	0425HL	20-9EI-18 1 . :2J	1
MeFOSAA	2J55-J1-	ND	24 .	H4 2	. 42		B8G01J7	18-9EI-18	0425HL	20-9EI-18 1 . :2J	1
ktFOSAA	2. . 1-50-6	ND	24 .	H4 2	. 42		B8G01J7	18-9EI-18	0425HL	20-9EI-18 1 . :2J	1
PFUnA	2058- . H8	ND	24 .	H4 2	. 42		B8G01J7	18-9EI-18	0425HL	20-9EI-18 1 . :2J	1
PFDoA	J07-55-1	ND	24 .	H4 2	. 42		B8G01J7	18-9EI-18	0425HL	20-9EI-18 1 . :2J	1
PFTrDA	7262. -. H8	ND	24 .	H4 2	. 42		B8G01J7	18-9EI-18	0425HL	20-9EI-18 1 . :2J	1
PFTeDA	J76-06-7	ND	24 .	H4 2	. 42		B8G01J7	18-9EI-18	0425HL	20-9EI-18 1 . :2J	1
Labeled Standards	Type	% Recovery	Limits		Qualifiers	Batch	Extracted	Samp Size	Analyzed	Dilution	
1JC2-PFu xA	SURR	8647	70 - 1J0			B8G01J7	18-9EI-18	0425HL	20-9EI-18 1 . :2J	1	
1JC2-PFDA	SURR	8646	70 - 1J0			B8G01J7	18-9EI-18	0425HL	20-9EI-18 1 . :2J	1	
d5-ktFOSAA	SURR	105	70 - 1J0			B8G01J7	18-9EI-18	0425HL	20-9EI-18 1 . :2J	1	

DL - Detection Limit

LOD - Limit of Detection  
LOQ - Limit of qEntitation

ResElts reported to the DL4

When reported, PFu xS, PFOA, PFOS, MeFOSAA and ktFOSAA inclEde both linear and branched isomers4 Only the linear isomer is reported for all other analytes4

**Sample ID: CBD-1RW07-081L**

**PAMh etdr5 378**

<b>Client Data</b>				<b>baoryatryEData</b>			
Name:	Cu 2M u ill	Matrix:	Drin3ing Water	Lab Sample:	1801762-0H	ColEmn:	Bku C18
Project:	PFAS DW Investigation CTO-08 NRL CBD	Date Collected:	1J-9EI-18 11:18	Date Received:	15-9EI-18 08:H7		

MnalEte	CMS Numocy	Crnc. (ng/b)	Db	bOD	bOQ	Qualifieys	Batcd	Pxyacte5	Samp Size	MnalEze5	Dilutirn
PFBS	J7H7J-H	ND	J46	H02	104		B8G01J7	18-9EI-18	045. L	20-9EI-18 1. :J6	1
PFu xA	J07-25-5	ND	J46	H02	104		B8G01J7	18-9EI-18	045. L	20-9EI-18 1. :J6	1
PFu pA	J7H8H.	ND	J46	H02	104		B8G01J7	18-9EI-18	045. L	20-9EI-18 1. :J6	1
PFu xS	JH456-5	ND	J46	H02	104		B8G01J7	18-9EI-18	045. L	20-9EI-18 1. :J6	1
PFOA	JJH67-1	ND	J46	H02	104		B8G01J7	18-9EI-18	045. L	20-9EI-18 1. :J6	1
PFNA	J7H. H1	ND	J46	H02	104		B8G01J7	18-9EI-18	045. L	20-9EI-18 1. :J6	1
PFOS	176J-2J-1	ND	J46	H02	104		B8G01J7	18-9EI-18	045. L	20-9EI-18 1. :J6	1
PFDA	JJH76-2	ND	J46	H02	104		B8G01J7	18-9EI-18	045. L	20-9EI-18 1. :J6	1
MeFOSAA	2JH4J1.	ND	J46	H02	104		B8G01J7	18-9EI-18	045. L	20-9EI-18 1. :J6	1
ktFOSAA	2. . 1-HD-6	ND	J46	H02	104		B8G01J7	18-9EI-18	045. L	20-9EI-18 1. :J6	1
PFUnA	20H8. 5-8	ND	J46	H02	104		B8G01J7	18-9EI-18	045. L	20-9EI-18 1. :J6	1
PFDoA	J07-HH1	ND	J46	H02	104		B8G01J7	18-9EI-18	045. L	20-9EI-18 1. :J6	1
PFTrDA	7262. -. 5-8	ND	J46	H02	104		B8G01J7	18-9EI-18	045. L	20-9EI-18 1. :J6	1
PFTeDA	J76-06-7	ND	J46	H02	104		B8G01J7	18-9EI-18	045. L	20-9EI-18 1. :J6	1

baoele5 Stan5ay5s	TEpe	% RecrveyE	bimits	Qualifieys	Batcd	Pxyacte5	Samp Size	MnalEze5	Dilutirn
1JC2-PFu xA	SURR	. 24	70 - 1J0		B8G01J7	18-9EI-18	045. L	20-9EI-18 1. :J6	1
1JC2-PFDA	SURR	. 147	70 - 1J0		B8G01J7	18-9EI-18	045. L	20-9EI-18 1. :J6	1
dHktFOSAA	SURR	. 04	70 - 1J0		B8G01J7	18-9EI-18	045. L	20-9EI-18 1. :J6	1

DL - Detection Limit

LOD - Limit of Detection  
LOQ - Limit of qEntitation

ResElts reported to the DL4

When reported, PFu xS, PFOA, PFOS, MeFOSAA and ktFOSAA inclEde both linear and branched isomers4 Only the linear isomer is reported for all other analytes4

**Sample ID: CBD-1FB07-081L**

**PAMh etdr5 378**

<b>Client Data</b>				<b>baoryatryEData</b>			
Name:	CH2M Hill	Matrix:	Drinking Water	Lab Sample:	1801762-06	Column:	BEH C18
Project:	PFAS DW Investigation CTO-08 NRL CBD	Date Collected:	13-Jul-18 11:20	Date Received:	19-Jul-18 08:57		

MnalEte	CMS Numoy	Crnc. (ng/b)	Db	bOD	bOQ	Qualifieys	Batcd	Pxyacte5	Samp Size	MnalEze5	Dilutirn
PFBS	375-73-5	ND	340	540	104		B8G0137	18-Jul-18	0495 L	20-Jul-18 1.:98	1
PFHxA	307-29-9	ND	340	540	104		B8G0137	18-Jul-18	0495 L	20-Jul-18 1.:98	1
PFHpA	375-85-	ND	340	540	104		B8G0137	18-Jul-18	0495 L	20-Jul-18 1.:98	1
PFHxS	355-96-9	ND	340	540	104		B8G0137	18-Jul-18	0495 L	20-Jul-18 1.:98	1
PFOA	335-67-1	ND	340	540	104		B8G0137	18-Jul-18	0495 L	20-Jul-18 1.:98	1
PFNA	375- 5-1	ND	340	540	104		B8G0137	18-Jul-18	0495 L	20-Jul-18 1.:98	1
PFOS	1763-23-1	ND	340	540	104		B8G0137	18-Jul-18	0495 L	20-Jul-18 1.:98	1
PFDA	335-76-2	ND	340	540	104		B8G0137	18-Jul-18	0495 L	20-Jul-18 1.:98	1
MeFOSAA	2355-31-	ND	340	540	104		B8G0137	18-Jul-18	0495 L	20-Jul-18 1.:98	1
EtFOSAA	2. . 1-50-6	ND	340	540	104		B8G0137	18-Jul-18	0495 L	20-Jul-18 1.:98	1
PFOxA	2058- 9-8	ND	340	540	104		B8G0137	18-Jul-18	0495 L	20-Jul-18 1.:98	1
PFDoA	307-55-1	ND	340	540	104		B8G0137	18-Jul-18	0495 L	20-Jul-18 1.:98	1
PFTeDA	7262. -. 9-8	ND	340	540	104		B8G0137	18-Jul-18	0495 L	20-Jul-18 1.:98	1
PFTeDA	376-06-7	ND	340	540	104		B8G0137	18-Jul-18	0495 L	20-Jul-18 1.:98	1
baoele5 Stan5ay5s	TEpe	% RecrveyE	bimits		Qualifieys	Batcd	Pxyacte5	Samp Size	MnalEze5	Dilutirn	
13C2-PFHxA	SURR	8. 4	70 - 130			B8G0137	18-Jul-18	0495 L	20-Jul-18 1.:98	1	
13C2-PFDA	SURR	874	70 - 130			B8G0137	18-Jul-18	0495 L	20-Jul-18 1.:98	1	
d5-EtFOSAA	SURR	. 74	70 - 130			B8G0137	18-Jul-18	0495 L	20-Jul-18 1.:98	1	

DL - Detection Limit

LOD - Limit of Detection  
LOQ - Limit of quantitation

Results reported to the DL4

When reported, PFHxS, PFOA, PFOS, MeFOSAA and EtFOSAA include both linear and branched isomers4 Only the linear isomer is reported for all other analytes4

**Sample ID: CBD-1RW04-0718**

**EPA Method 537**

Client Data				Laboratory Data			
Name:	CH2M Hill	Matrix:	Drinking Water	Lab Sample:	1801762-07	Column:	BEH C18
Project:	PFAS DW Investigation CTO-08 NRL CBD	Date Collected:	13-Jul-18 11:96	Date Received:	19-Jul-18 08:57		

Analyte	CAS Number	Conc. (ng/L)	DL	LOD	LOQ	Qualifiers	Batch	Extracted	Samp Size	Analyzed	Dilution
PFBS	375-73-5	ND	34.5	54.	104		B8G0137	18-Jul-18	0491 L	20-Jul-18 20:01	1
PFHxA	307-29-9	ND	34.5	54.	104		B8G0137	18-Jul-18	0491 L	20-Jul-18 20:01	1
PFHpA	375-85-	ND	34.5	54.	104		B8G0137	18-Jul-18	0491 L	20-Jul-18 20:01	1
PFHxS	355-96-9	ND	34.5	54.	104		B8G0137	18-Jul-18	0491 L	20-Jul-18 20:01	1
PFOA	335-67-1	ND	34.5	54.	104		B8G0137	18-Jul-18	0491 L	20-Jul-18 20:01	1
PFNA	375- 5-1	ND	34.5	54.	104		B8G0137	18-Jul-18	0491 L	20-Jul-18 20:01	1
PFOS	1763-23-1	ND	34.5	54.	104		B8G0137	18-Jul-18	0491 L	20-Jul-18 20:01	1
PFDA	335-76-2	ND	34.5	54.	104		B8G0137	18-Jul-18	0491 L	20-Jul-18 20:01	1
MeFOSAA	2355-31-	ND	34.5	54.	104		B8G0137	18-Jul-18	0491 L	20-Jul-18 20:01	1
EtFOSAA	2- 1-50-6	ND	34.5	54.	104		B8G0137	18-Jul-18	0491 L	20-Jul-18 20:01	1
PFOxA	2058- 9-8	ND	34.5	54.	104		B8G0137	18-Jul-18	0491 L	20-Jul-18 20:01	1
PFDoA	307-55-1	ND	34.5	54.	104		B8G0137	18-Jul-18	0491 L	20-Jul-18 20:01	1
PFTeDA	7262- - 9-8	ND	34.5	54.	104		B8G0137	18-Jul-18	0491 L	20-Jul-18 20:01	1
PFTeDA	376-06-7	ND	34.5	54.	104		B8G0137	18-Jul-18	0491 L	20-Jul-18 20:01	1
Labeled Standards	Type	% Recovery	Limits		Qualifiers	Batch	Extracted	Samp Size	Analyzed	Dilution	
13C2-PFHxA	SURR	. 84	70 - 130			B8G0137	18-Jul-18	0491 L	20-Jul-18 20:01	1	
13C2-PFDA	SURR	884	70 - 130			B8G0137	18-Jul-18	0491 L	20-Jul-18 20:01	1	
d5-EtFOSAA	SURR	. . 4	70 - 130			B8G0137	18-Jul-18	0491 L	20-Jul-18 20:01	1	

DL - Detection Limit

LOD - Limit of Detection  
LOQ - Limit of quantitation

Results reported to the DL4

When reported, PFHxS, PFOA, PFOS, MeFOSAA and EtFOSAA include both linear and branched isomers4 Only the linear isomer is reported for all other analytes4

**Sample ID: CBD-1FB04-0718**

**EPA Method 537**

Client Data				Laboratory Data			
Name:	CH2M Hill	Matrix:	Drinking Water	Lab Sample:	1801762-08	Column:	BEH C18
Project:	PFAS DW Investigation CTO-08 NRL CBD	Date Collected:	13-Jul-18 11:98	Date Received:	19-Jul-18 08:57		

Analyte	CAS Number	Conc. (ng/L)	DL	LOD	LOQ	Qualifiers	Batch	Extracted	Samp Size	Analyzed	Dilution
PFBS	375-73-5	ND	340	94.9	.46		B8G0137	18-Jul-18	0.253 L	20-Jul-18 20:19	1
PFHxA	307-29-9	ND	340	94.9	.46		B8G0137	18-Jul-18	0.253 L	20-Jul-18 20:19	1
PFHpA	375-85-	ND	340	94.9	.46		B8G0137	18-Jul-18	0.253 L	20-Jul-18 20:19	1
PFHxS	355-96-9	ND	340	94.9	.46		B8G0137	18-Jul-18	0.253 L	20-Jul-18 20:19	1
PFOA	335-67-1	ND	340	94.9	.46		B8G0137	18-Jul-18	0.253 L	20-Jul-18 20:19	1
PFNA	375- 5-1	ND	340	94.9	.46		B8G0137	18-Jul-18	0.253 L	20-Jul-18 20:19	1
PFOS	1763-23-1	ND	340	94.9	.46		B8G0137	18-Jul-18	0.253 L	20-Jul-18 20:19	1
PFDA	335-76-2	ND	340	94.9	.46		B8G0137	18-Jul-18	0.253 L	20-Jul-18 20:19	1
MeFOSAA	2355-31-	ND	340	94.9	.46		B8G0137	18-Jul-18	0.253 L	20-Jul-18 20:19	1
EtFOSAA	2- 1-50-6	ND	340	94.9	.46		B8G0137	18-Jul-18	0.253 L	20-Jul-18 20:19	1
PFOxA	2058- 9-8	ND	340	94.9	.46		B8G0137	18-Jul-18	0.253 L	20-Jul-18 20:19	1
PFDoA	307-55-1	ND	340	94.9	.46		B8G0137	18-Jul-18	0.253 L	20-Jul-18 20:19	1
PFTeDA	7262- - 9-8	ND	340	94.9	.46		B8G0137	18-Jul-18	0.253 L	20-Jul-18 20:19	1
PFTeDA	376-06-7	ND	340	94.9	.46		B8G0137	18-Jul-18	0.253 L	20-Jul-18 20:19	1
Labeled Standards	Type	% Recovery	Limits		Qualifiers	Batch	Extracted	Samp Size	Analyzed	Dilution	
13C2-PFHxA	SURR	.54	70 - 130			B8G0137	18-Jul-18	0.253 L	20-Jul-18 20:19	1	
13C2-PFDA	SURR	8.4	70 - 130			B8G0137	18-Jul-18	0.253 L	20-Jul-18 20:19	1	
d5-EtFOSAA	SURR	.4	70 - 130			B8G0137	18-Jul-18	0.253 L	20-Jul-18 20:19	1	

DL - Detection Limit

LOD - Limit of Detection  
LOQ - Limit of quantitation

Results reported to the DL4

When reported, PFHxS, PFOA, PFOS, MeFOSAA and EtFOSAA include both linear and branched isomers<sup>4</sup> Only the linear isomer is reported for all other analytes<sup>4</sup>

**Sample ID: CBD-1RW07-081L**

**PAMh etdr5 738**

Client Data				Laboratory Data			
Name:	Cu 2M u ill	Matrix:	Drinking Water	Lab Sample:	1801762-0H	ColEmn:	Bku C18
Project:	PFAS DW Investigation CTO-08 NRL CBD	Date Collected:	1J-9EI-18 12:0J	Date Received:	15-9EI-18 08:47		

MnalEte	CMS Numocy	Crnc. (ng/b)	Db	bOD	bOQ	Qualifieys	Batcd	Pxyacte5	Samp Size	MnalEze5	Dilutirn
PFBS	J74-7J-4	ND	J.OH	4.08	10.2		B8G01J7	18-9EI-18	0.256 L	20-9EI-18 20:27	1
PFu xA	J07-25-5	ND	J.OH	4.08	10.2		B8G01J7	18-9EI-18	0.256 L	20-9EI-18 20:27	1
PFu pA	J74-84-H	ND	J.OH	4.08	10.2		B8G01J7	18-9EI-18	0.256 L	20-9EI-18 20:27	1
PFu xS	J44-56-5	ND	J.OH	4.08	10.2		B8G01J7	18-9EI-18	0.256 L	20-9EI-18 20:27	1
PFOA	JJ4-67-1	ND	J.OH	4.08	10.2		B8G01J7	18-9EI-18	0.256 L	20-9EI-18 20:27	1
PFNA	J74-H4-1	ND	J.OH	4.08	10.2		B8G01J7	18-9EI-18	0.256 L	20-9EI-18 20:27	1
PFOS	176J-2J-1	ND	J.OH	4.08	10.2		B8G01J7	18-9EI-18	0.256 L	20-9EI-18 20:27	1
PFDA	JJ4-76-2	ND	J.OH	4.08	10.2		B8G01J7	18-9EI-18	0.256 L	20-9EI-18 20:27	1
MeFOSAA	2J44-J1-H	ND	J.OH	4.08	10.2		B8G01J7	18-9EI-18	0.256 L	20-9EI-18 20:27	1
ktFOSAA	2HH-40-6	ND	J.OH	4.08	10.2		B8G01J7	18-9EI-18	0.256 L	20-9EI-18 20:27	1
PFUnA	2048-H5-8	ND	J.OH	4.08	10.2		B8G01J7	18-9EI-18	0.256 L	20-9EI-18 20:27	1
PFDoA	J07-44-1	ND	J.OH	4.08	10.2		B8G01J7	18-9EI-18	0.256 L	20-9EI-18 20:27	1
PFTeDA	7262HH5-8	ND	J.OH	4.08	10.2		B8G01J7	18-9EI-18	0.256 L	20-9EI-18 20:27	1
PFTeDA	J76-06-7	ND	J.OH	4.08	10.2		B8G01J7	18-9EI-18	0.256 L	20-9EI-18 20:27	1
baoele5 Stan5ay5s	TEpe	% RecrveyE	bimits		Qualifieys	Batcd	Pxyacte5	Samp Size	MnalEze5	Dilutirn	
1JC2-PFu xA	SURR	H5.7	70 - 1J0			B8G01J7	18-9EI-18	0.256 L	20-9EI-18 20:27	1	
1JC2-PFDA	SURR	H0.J	70 - 1J0			B8G01J7	18-9EI-18	0.256 L	20-9EI-18 20:27	1	
d4-ktFOSAA	SURR	H7.0	70 - 1J0			B8G01J7	18-9EI-18	0.256 L	20-9EI-18 20:27	1	

DL - Detection Limit

LOD - Limit of Detection  
LOQ - Limit of qEntitation

ResElts reported to the DL.

When reported, PFu xS, PFOA, PFOS, MeFOSAA and ktFOSAA inclEde both linear and branched isomers. Only the linear isomer is reported for all other analytes.

**Sample ID: CBD-1FB07-081L**

**PAMh etdr5 738**

Client Data				Laboratory Data			
Name:	CH2M Hill	Matrix:	Drinking Water	Lab Sample:	1801762-10	Column:	BEH C18
Project:	PFAS DW Investigation CTO-08 NRL CBD	Date Collected:	13-Jul-18 12:09	Date Received:	15-Jul-18 08:97		

Metal	CMS Numoy	Crnc. (ng/b)	Db	bOD	bOQ	Qualifieys	Batcd	Pxyacte5	Samp Size	MnalEze5	Dilutirn
PFBS	379-73-9	ND	24.6	588	.479		B8G0137	18-Jul-18	0.296 L	20-Jul-18 20:50	1
PFHxA	307-25-5	ND	24.6	588	.479		B8G0137	18-Jul-18	0.296 L	20-Jul-18 20:50	1
PFHpA	379-89-	ND	24.6	588	.479		B8G0137	18-Jul-18	0.296 L	20-Jul-18 20:50	1
PFHxS	399-56-5	ND	24.6	588	.479		B8G0137	18-Jul-18	0.296 L	20-Jul-18 20:50	1
PFOA	339-67-1	ND	24.6	588	.479		B8G0137	18-Jul-18	0.296 L	20-Jul-18 20:50	1
PFNA	379- 9-1	ND	24.6	588	.479		B8G0137	18-Jul-18	0.296 L	20-Jul-18 20:50	1
PFOS	1763-23-1	ND	24.6	588	.479		B8G0137	18-Jul-18	0.296 L	20-Jul-18 20:50	1
PFDA	339-76-2	ND	24.6	588	.479		B8G0137	18-Jul-18	0.296 L	20-Jul-18 20:50	1
MeFOSAA	2399-31-	ND	24.6	588	.479		B8G0137	18-Jul-18	0.296 L	20-Jul-18 20:50	1
EtFOSAA	2- 1-90-6	ND	24.6	588	.479		B8G0137	18-Jul-18	0.296 L	20-Jul-18 20:50	1
PFUnA	2098- 5-8	ND	24.6	588	.479		B8G0137	18-Jul-18	0.296 L	20-Jul-18 20:50	1
PFDoA	307-99-1	ND	24.6	588	.479		B8G0137	18-Jul-18	0.296 L	20-Jul-18 20:50	1
PFTeDA	7262- - 5-8	ND	24.6	588	.479		B8G0137	18-Jul-18	0.296 L	20-Jul-18 20:50	1
PFTeDA	376-06-7	ND	24.6	588	.479		B8G0137	18-Jul-18	0.296 L	20-Jul-18 20:50	1

baoele5 Stan5ay5s	TEpe	% RecrveyE	bimits	Qualifieys	Batcd	Pxyacte5	Samp Size	MnalEze5	Dilutirn
13C2-PFHxA	SURR	.74	70 - 130		B8G0137	18-Jul-18	0.296 L	20-Jul-18 20:50	1
13C2-PFDA	SURR	.14	70 - 130		B8G0137	18-Jul-18	0.296 L	20-Jul-18 20:50	1
d9-EtFOSAA	SURR	.14	70 - 130		B8G0137	18-Jul-18	0.296 L	20-Jul-18 20:50	1

DL - Detection Limit

LOD - Limit of Detection  
LOQ - Limit of quantitation

Results reported to the DL4

When reported, PFHxS, PFOA, PFOS, MeFOSAA and EtFOSAA include both linear and branched isomers4 Only the linear isomer is reported for all other analytes4

**Sample ID: CBD-1RW06-0718**

**EPA Method 537**

Client Data				Laboratory Data			
Name:	CH2M Hill	Matrix:	Drinking Water	Lab Sample:	1801762-11	Column:	BEH C18
Project:	PFAS DW Investigation CTO-08 NRL CBD	Date Collected:	13-Jul-18 19:15	Date Received:	19-Jul-18 08:47		

Analyte	CAS Number	Conc. (ng/L)	DL	LOD	LOQ	Qualifiers	Batch	Extracted	Samp Size	Analyzed	Dilution
PFBS	374-73-4	ND	3.07	4.09	10.1		B8G0137	18-Jul-18	0.298 L	20-Jul-18 20:42	1
PFHxA	307-29-9	ND	3.07	4.09	10.1		B8G0137	18-Jul-18	0.298 L	20-Jul-18 20:42	1
PFHpA	374-84-5	ND	3.07	4.09	10.1		B8G0137	18-Jul-18	0.298 L	20-Jul-18 20:42	1
PFHxS	344-96-9	ND	3.07	4.09	10.1		B8G0137	18-Jul-18	0.298 L	20-Jul-18 20:42	1
PFOA	334-67-1	ND	3.07	4.09	10.1		B8G0137	18-Jul-18	0.298 L	20-Jul-18 20:42	1
PFNA	374-54-1	ND	3.07	4.09	10.1		B8G0137	18-Jul-18	0.298 L	20-Jul-18 20:42	1
PFOS	1763-23-1	ND	3.07	4.09	10.1		B8G0137	18-Jul-18	0.298 L	20-Jul-18 20:42	1
PFDA	334-76-2	ND	3.07	4.09	10.1		B8G0137	18-Jul-18	0.298 L	20-Jul-18 20:42	1
MeFOSAA	2344-31-5	ND	3.07	4.09	10.1		B8G0137	18-Jul-18	0.298 L	20-Jul-18 20:42	1
EtFOSAA	2551-40-6	ND	3.07	4.09	10.1		B8G0137	18-Jul-18	0.298 L	20-Jul-18 20:42	1
PFOA	2048-59-8	ND	3.07	4.09	10.1		B8G0137	18-Jul-18	0.298 L	20-Jul-18 20:42	1
PFDoA	307-44-1	ND	3.07	4.09	10.1		B8G0137	18-Jul-18	0.298 L	20-Jul-18 20:42	1
PFTeDA	72625-59-8	ND	3.07	4.09	10.1		B8G0137	18-Jul-18	0.298 L	20-Jul-18 20:42	1
PFTeDA	376-06-7	ND	3.07	4.09	10.1		B8G0137	18-Jul-18	0.298 L	20-Jul-18 20:42	1
Labeled Standards	Type	% Recovery	Limits		Qualifiers	Batch	Extracted	Samp Size	Analyzed	Dilution	
13C2-PFHxA	SURR	54.7	70 - 130			B8G0137	18-Jul-18	0.298 L	20-Jul-18 20:42	1	
13C2-PFDA	SURR	83.0	70 - 130			B8G0137	18-Jul-18	0.298 L	20-Jul-18 20:42	1	
d4-EtFOSAA	SURR	81.2	70 - 130			B8G0137	18-Jul-18	0.298 L	20-Jul-18 20:42	1	

DL - Detection Limit

LOD - Limit of Detection  
LOQ - Limit of quantitation

Results reported to the DL.

When reported, PFHxS, PFOA, PFOS, MeFOSAA and EtFOSAA include both linear and branched isomers. Only the linear isomer is reported for all other analytes.



**Sample ID: CBD-1FB06-0718**

**EPA Method 537**

Client Data				Laboratory Data			
Name:	CH2M Hill	Matrix:	Drinking Water	Lab Sample:	1801762-12	Column:	BEH C18
Project:	PFAS DW Investigation CTO-08 NRL CBD	Date Collected:	13-Jul-18 19:21	Date Received:	19-Jul-18 08:57		

Analyte	CAS Number	Conc. (ng/L)	DL	LOD	LOQ	Qualifiers	Batch	Extracted	Samp Size	Analyzed	Dilution
PFBS	375-73-5	ND	340	527	1045		B8. 0137	18-Jul-18	0437 L	20-Jul-18 21:05	1
PFHxA	307-29-9	ND	340	527	1045		B8. 0137	18-Jul-18	0437 L	20-Jul-18 21:05	1
PFHpA	375-85-G	ND	340	527	1045		B8. 0137	18-Jul-18	0437 L	20-Jul-18 21:05	1
PFHxS	355-96-9	ND	340	527	1045		B8. 0137	18-Jul-18	0437 L	20-Jul-18 21:05	1
PFOA	335-67-1	ND	340	527	1045		B8. 0137	18-Jul-18	0437 L	20-Jul-18 21:05	1
PFNA	375-65-1	ND	340	527	1045		B8. 0137	18-Jul-18	0437 L	20-Jul-18 21:05	1
PFOS	1763-23-1	ND	340	527	1045		B8. 0137	18-Jul-18	0437 L	20-Jul-18 21:05	1
PFDA	335-76-2	ND	340	527	1045		B8. 0137	18-Jul-18	0437 L	20-Jul-18 21:05	1
MeFOSAA	2355-31-G	ND	340	527	1045		B8. 0137	18-Jul-18	0437 L	20-Jul-18 21:05	1
EtFOSAA	2661-50-6	ND	340	527	1045		B8. 0137	18-Jul-18	0437 L	20-Jul-18 21:05	1
PFUnA	2058-09-8	ND	340	527	1045		B8. 0137	18-Jul-18	0437 L	20-Jul-18 21:05	1
PFDoA	307-55-1	ND	340	527	1045		B8. 0137	18-Jul-18	0437 L	20-Jul-18 21:05	1
PFTeDA	7262-09-8	ND	340	527	1045		B8. 0137	18-Jul-18	0437 L	20-Jul-18 21:05	1
PFTeDA	376-06-7	ND	340	527	1045		B8. 0137	18-Jul-18	0437 L	20-Jul-18 21:05	1
Labeled Standards	Type	% Recovery	Limits		Qualifiers	Batch	Extracted	Samp Size	Analyzed	Dilution	
13C2-PFHxA	SURR	614	70 - 130			B8. 0137	18-Jul-18	0437 L	20-Jul-18 21:05	1	
13C2-PFDA	SURR	834	70 - 130			B8. 0137	18-Jul-18	0437 L	20-Jul-18 21:05	1	
d5-EtFOSAA	SURR	102	70 - 130			B8. 0137	18-Jul-18	0437 L	20-Jul-18 21:05	1	

DL - Detection Limit

LOD - Limit of Detection  
LOQ - Limit of quantitation

Results reported to the DL4

When reported, PFHxS, PFOA, PFOS, MeFOSAA and EtFOSAA include both linear and branched isomers4 Only the linear isomer is reported for all other analytes4

**Sample ID: CBD-1RW07-0718**

**EPA Method 537**

Client Data				Laboratory Data			
Name:	Cu 2M u ill	Matrix:	Drin3ing Water	Lab Sample:	1801762-1H	ColEmn:	Bku C18
Project:	PFAS DW Investigation CTO-08 NRL CBD	Date Collected:	1H-JEI-18 19:55	Date Received:	19-JEI-18 08:57		

Analyte	CAS Number	Conc. (ng/L)	DL	LOD	LOQ	Qualifiers	Batch	Extracted	Samp Size	Analyzed	Dilution
PFBS	H75-7H5	ND	H05	502	100		B8. 01H7	18-JEI-18	009GL	20-JEI-18 21:18	1
PFu xA	H07-29-9	ND	H05	502	100		B8. 01H7	18-JEI-18	009GL	20-JEI-18 21:18	1
PFu pA	H75-85-G	ND	H05	502	100		B8. 01H7	18-JEI-18	009GL	20-JEI-18 21:18	1
PFu xS	H55-96-9	ND	H05	502	100		B8. 01H7	18-JEI-18	009GL	20-JEI-18 21:18	1
PFOA	H5-67-1	ND	H05	502	100		B8. 01H7	18-JEI-18	009GL	20-JEI-18 21:18	1
PFNA	H75-65-1	ND	H05	502	100		B8. 01H7	18-JEI-18	009GL	20-JEI-18 21:18	1
PFOS	176H2H1	ND	H05	502	100		B8. 01H7	18-JEI-18	009GL	20-JEI-18 21:18	1
PFDA	H5-76-2	ND	H05	502	100		B8. 01H7	18-JEI-18	009GL	20-JEI-18 21:18	1
MeFOSAA	2H55-HI-G	ND	H05	502	100		B8. 01H7	18-JEI-18	009GL	20-JEI-18 21:18	1
ktFOSAA	2GGI-50-6	ND	H05	502	100		B8. 01H7	18-JEI-18	009GL	20-JEI-18 21:18	1
PFUnA	2058-09-8	ND	H05	502	100		B8. 01H7	18-JEI-18	009GL	20-JEI-18 21:18	1
PFD0A	H07-55-1	ND	H05	502	100		B8. 01H7	18-JEI-18	009GL	20-JEI-18 21:18	1
PFTrDA	7262G09-8	ND	H05	502	100		B8. 01H7	18-JEI-18	009GL	20-JEI-18 21:18	1
PFTeDA	H76-06-7	ND	H05	502	100		B8. 01H7	18-JEI-18	009GL	20-JEI-18 21:18	1
Labeled Standards	Type	% Recovery		Limits		Qualifiers	Batch	Extracted	Samp Size	Analyzed	Dilution
1HC2-PFu xA	SURR	66		70 - 1H0			B8. 01H7	18-JEI-18	009GL	20-JEI-18 21:18	1
1HC2-PFDA	SURR	80		70 - 1H0			B8. 01H7	18-JEI-18	009GL	20-JEI-18 21:18	1
d5-ktFOSAA	SURR	64		70 - 1H0			B8. 01H7	18-JEI-18	009GL	20-JEI-18 21:18	1

DL - Detection Limit

LOD - Limit of Detection  
LOQ - Limit of qEntitation

ResElts reported to the DL4

When reported, PFu xS, PFOA, PFOS, MeFOSAA and ktFOSAA inclEde both linear and branched isomers4 Only the linear isomer is reported for all other analytes4

**Sample ID: CBD-1FB07-0718**

**EPA Method 537**

Client Data				Laboratory Data			
Name:	Cu 2M u ill	Matrix:	Drin3ing Water	Lab Sample:	1801762-1H	ColEmn:	Bku C18
Project:	PFAS DW Investigation CTO-08 NRL CBD	Date Collected:	1J-9EI-18 1H57	Date Received:	1H9EI-18 08:57		

Analyte	CAS Number	Conc. (ng/L)	DL	LOD	LOQ	Qualifiers	Batch	Extracted	Samp Size	Analyzed	Dilution
PFBS	J75-7J-5	ND	J4H	5400	1040		B8. 01J7	18-9EI-18	04250 L	20-9EI-18 21:J1	1
PFu xA	J07-2HH	ND	J4H	5400	1040		B8. 01J7	18-9EI-18	04250 L	20-9EI-18 21:J1	1
PFu pA	J75-85-G	ND	J4H	5400	1040		B8. 01J7	18-9EI-18	04250 L	20-9EI-18 21:J1	1
PFu xS	J55-H6-H	ND	J4H	5400	1040		B8. 01J7	18-9EI-18	04250 L	20-9EI-18 21:J1	1
PFOA	JJ5-67-1	ND	J4H	5400	1040		B8. 01J7	18-9EI-18	04250 L	20-9EI-18 21:J1	1
PFNA	J75-G5-1	ND	J4H	5400	1040		B8. 01J7	18-9EI-18	04250 L	20-9EI-18 21:J1	1
PFOS	176J-2J-1	ND	J4H	5400	1040		B8. 01J7	18-9EI-18	04250 L	20-9EI-18 21:J1	1
PFDA	JJ5-76-2	ND	J4H	5400	1040		B8. 01J7	18-9EI-18	04250 L	20-9EI-18 21:J1	1
MeFOSAA	2J55-J1-G	ND	J4H	5400	1040		B8. 01J7	18-9EI-18	04250 L	20-9EI-18 21:J1	1
ktFOSAA	2GGI-50-6	ND	J4H	5400	1040		B8. 01J7	18-9EI-18	04250 L	20-9EI-18 21:J1	1
PFUnA	2058-GH8	ND	J4H	5400	1040		B8. 01J7	18-9EI-18	04250 L	20-9EI-18 21:J1	1
PFD0A	J07-55-1	ND	J4H	5400	1040		B8. 01J7	18-9EI-18	04250 L	20-9EI-18 21:J1	1
PFTrDA	7262G-GH8	ND	J4H	5400	1040		B8. 01J7	18-9EI-18	04250 L	20-9EI-18 21:J1	1
PFTeDA	J76-06-7	ND	J4H	5400	1040		B8. 01J7	18-9EI-18	04250 L	20-9EI-18 21:J1	1
Labeled Standards	Type	% Recovery		Limits		Qualifiers	Batch	Extracted	Samp Size	Analyzed	Dilution
1JC2-PFu xA	SURR	G4I		70 - 1J0			B8. 01J7	18-9EI-18	04250 L	20-9EI-18 21:J1	1
1JC2-PFDA	SURR	864		70 - 1J0			B8. 01J7	18-9EI-18	04250 L	20-9EI-18 21:J1	1
d5-ktFOSAA	SURR	10G		70 - 1J0			B8. 01J7	18-9EI-18	04250 L	20-9EI-18 21:J1	1

DL - Detection Limit

LOD - Limit of Detection  
LOQ - Limit of qEntitation

ResElts reported to the DL4

When reported, PFu xS, PFOA, PFOS, MeFOSAA and ktFOSAA inclEde both linear and branched isomers4 Only the linear isomer is reported for all other analytes4

**Sample ID: CBD-1RW07-0817**

**EPA Method 538**

Client Data				Laboratory Data			
Name:	Cu 2M u ill	Matrix:	Drin3ing Water	Lab Sample:	1801762-1H	ColEmn:	Bku C18
Project:	PFAS DW Investigation CTO-08 NRL CBD	Date Collected:	1J-9EI-18 1H58	Date Received:	15-9EI-18 08:H7		

Analyte	CAS Number	Conc. (ng/L)	DL	LOD	LOQ	Qualifiers	Batch	Extracted	Samp Size	Analyzed	Dilution
PFBS	J7H7J-H	ND	J46	H05	104		B8. 01J7	18-9EI-18	0458 L	20-9EI-18 21:55	1
PFu xA	J07-25-5	ND	J46	H05	104		B8. 01J7	18-9EI-18	0458 L	20-9EI-18 21:55	1
PFu pA	J7H8HG	ND	J46	H05	104		B8. 01J7	18-9EI-18	0458 L	20-9EI-18 21:55	1
PFu xS	JH456-5	ND	J46	H05	104		B8. 01J7	18-9EI-18	0458 L	20-9EI-18 21:55	1
PFOA	JJH67-1	ND	J46	H05	104		B8. 01J7	18-9EI-18	0458 L	20-9EI-18 21:55	1
PFNA	J7HGH1	ND	J46	H05	104		B8. 01J7	18-9EI-18	0458 L	20-9EI-18 21:55	1
PFOS	176J-2J-1	ND	J46	H05	104		B8. 01J7	18-9EI-18	0458 L	20-9EI-18 21:55	1
PFDA	JJH76-2	ND	J46	H05	104		B8. 01J7	18-9EI-18	0458 L	20-9EI-18 21:55	1
MeFOSAA	2JHHJ1-G	ND	J46	H05	104		B8. 01J7	18-9EI-18	0458 L	20-9EI-18 21:55	1
ktFOSAA	2GGI-HD-6	ND	J46	H05	104		B8. 01J7	18-9EI-18	0458 L	20-9EI-18 21:55	1
PFUnA	20H8-G8-8	ND	J46	H05	104		B8. 01J7	18-9EI-18	0458 L	20-9EI-18 21:55	1
PFD0A	J07-HH1	ND	J46	H05	104		B8. 01J7	18-9EI-18	0458 L	20-9EI-18 21:55	1
PFTrDA	7262G-G8-8	ND	J46	H05	104		B8. 01J7	18-9EI-18	0458 L	20-9EI-18 21:55	1
PFTeDA	J76-06-7	ND	J46	H05	104		B8. 01J7	18-9EI-18	0458 L	20-9EI-18 21:55	1
Labeled Standards	Type	% Recovery	Limits		Qualifiers	Batch	Extracted	Samp Size	Analyzed	Dilution	
1JC2-PFu xA	SURR	614	70 - 1J0			B8. 01J7	18-9EI-18	0458 L	20-9EI-18 21:55	1	
1JC2-PFDA	SURR	854	70 - 1J0			B8. 01J7	18-9EI-18	0458 L	20-9EI-18 21:55	1	
dHktFOSAA	SURR	C24G	70 - 1J0			B8. 01J7	18-9EI-18	0458 L	20-9EI-18 21:55	1	

DL - Detection Limit

LOD - Limit of Detection  
LOQ - Limit of qEntitation

ResElts reported to the DL4

When reported, PFu xS, PFOA, PFOS, MeFOSAA and ktFOSAA inclEde both linear and branched isomers4 Only the linear isomer is reported for all other analytes4

**Sample ID: CBD-1FB07-0817**

**EPA Method 538**

Client Data				Laboratory Data			
Name:	CH2M Hill	Matrix:	Drinking Water	Lab Sample:	1801762-16	Column:	BEH C18
Project:	PFAS DW Investigation CTO-08 NRL CBD	Date Collected:	13-Jul-18 19:90	Date Received:	15-Jul-18 08:97		

Analyte	CAS Number	Conc. (ng/L)	DL	LOD	LOQ	Qualifiers	Batch	Extracted	Samp Size	Analyzed	Dilution
PFBS	379-73-9	ND	341	54.6	.42		B8G0137	18-Jul-18	0492 L	20-Jul-18 21:96	1
PFHxA	307-25-5	ND	341	54.6	.42		B8G0137	18-Jul-18	0492 L	20-Jul-18 21:96	1
PFHpA	379-89-	ND	341	54.6	.42		B8G0137	18-Jul-18	0492 L	20-Jul-18 21:96	1
PFHxS	399-56-5	ND	341	54.6	.42		B8G0137	18-Jul-18	0492 L	20-Jul-18 21:96	1
PFOA	339-67-1	ND	341	54.6	.42		B8G0137	18-Jul-18	0492 L	20-Jul-18 21:96	1
PFNA	379- 9-1	ND	341	54.6	.42		B8G0137	18-Jul-18	0492 L	20-Jul-18 21:96	1
PFOS	1763-23-1	ND	341	54.6	.42		B8G0137	18-Jul-18	0492 L	20-Jul-18 21:96	1
PFDA	339-76-2	ND	341	54.6	.42		B8G0137	18-Jul-18	0492 L	20-Jul-18 21:96	1
MeFOSAA	2399-31-	ND	341	54.6	.42		B8G0137	18-Jul-18	0492 L	20-Jul-18 21:96	1
EtFOSAA	2- 1-90-6	ND	341	54.6	.42		B8G0137	18-Jul-18	0492 L	20-Jul-18 21:96	1
PFOxA	2098- 5-8	ND	341	54.6	.42		B8G0137	18-Jul-18	0492 L	20-Jul-18 21:96	1
PFDoA	307-99-1	ND	341	54.6	.42		B8G0137	18-Jul-18	0492 L	20-Jul-18 21:96	1
PFTeDA	7262- - 5-8	ND	341	54.6	.42		B8G0137	18-Jul-18	0492 L	20-Jul-18 21:96	1
PFTeDA	376-06-7	ND	341	54.6	.42		B8G0137	18-Jul-18	0492 L	20-Jul-18 21:96	1
Labeled Standards	Type	% Recovery		Limits		Qualifiers	Batch	Extracted	Samp Size	Analyzed	Dilution
13C2-PFHxA	SURR	.34		70 - 130			B8G0137	18-Jul-18	0492 L	20-Jul-18 21:96	1
13C2-PFDA	SURR	87.8		70 - 130			B8G0137	18-Jul-18	0492 L	20-Jul-18 21:96	1
d9-EtFOSAA	SURR	107		70 - 130			B8G0137	18-Jul-18	0492 L	20-Jul-18 21:96	1

DL - Detection Limit

LOD - Limit of Detection  
LOQ - Limit of quantitation

Results reported to the DL4

When reported, PFHxS, PFOA, PFOS, MeFOSAA and EtFOSAA include both linear and branched isomers. Only the linear isomer is reported for all other analytes.

**Sample ID: CBD-1RW09-0718**

**EPA Method 537**

Client Data				Laboratory Data			
Name:	CH2M Hill	Matrix:	Drinking Water	Lab Sample:	1801762-17	Column:	BEH C18
Project:	PFAS DW Investigation CTO-08 NRL CBD	Date Collected:	13-Jul-18 16:29	Date Received:	15-Jul-18 08:97		

Analyte	CAS Number	Conc. (ng/L)	DL	LOD	LOQ	Qualifiers	Batch	Extracted	Samp Size	Analyzed	Dilution
PFBS	379-73-9	ND	349	94.	1045		B8G0137	18-Jul-18	0451 L	20-Jul-18 22:0.	1
PFHxA	307-25-5	ND	349	94.	1045		B8G0137	18-Jul-18	0451 L	20-Jul-18 22:0.	1
PFHpA	379-89-	ND	349	94.	1045		B8G0137	18-Jul-18	0451 L	20-Jul-18 22:0.	1
PFHxS	399-56-5	ND	349	94.	1045		B8G0137	18-Jul-18	0451 L	20-Jul-18 22:0.	1
PFOA	339-67-1	ND	349	94.	1045		B8G0137	18-Jul-18	0451 L	20-Jul-18 22:0.	1
PFNA	379- 9-1	ND	349	94.	1045		B8G0137	18-Jul-18	0451 L	20-Jul-18 22:0.	1
PFOS	1763-23-1	ND	349	94.	1045		B8G0137	18-Jul-18	0451 L	20-Jul-18 22:0.	1
PFDA	339-76-2	ND	349	94.	1045		B8G0137	18-Jul-18	0451 L	20-Jul-18 22:0.	1
MeFOSAA	2399-31-	ND	349	94.	1045		B8G0137	18-Jul-18	0451 L	20-Jul-18 22:0.	1
EtFOSAA	2. . 1-90-6	ND	349	94.	1045		B8G0137	18-Jul-18	0451 L	20-Jul-18 22:0.	1
PFOxA	2098-. 5-8	ND	349	94.	1045		B8G0137	18-Jul-18	0451 L	20-Jul-18 22:0.	1
PFDoA	307-99-1	ND	349	94.	1045		B8G0137	18-Jul-18	0451 L	20-Jul-18 22:0.	1
PFTeDA	7262. -. 5-8	ND	349	94.	1045		B8G0137	18-Jul-18	0451 L	20-Jul-18 22:0.	1
PFTeDA	376-06-7	ND	349	94.	1045		B8G0137	18-Jul-18	0451 L	20-Jul-18 22:0.	1
Labeled Standards	Type	% Recovery	Limits		Qualifiers	Batch	Extracted	Samp Size	Analyzed	Dilution	
13C2-PFHxA	SURR	. 945	70 - 130			B8G0137	18-Jul-18	0451 L	20-Jul-18 22:0.	1	
13C2-PFDA	SURR	8. 45	70 - 130			B8G0137	18-Jul-18	0451 L	20-Jul-18 22:0.	1	
d9-EtFOSAA	SURR	834	70 - 130			B8G0137	18-Jul-18	0451 L	20-Jul-18 22:0.	1	

DL - Detection Limit

LOD - Limit of Detection  
LOQ - Limit of quantitation

Results reported to the DL4

When reported, PFHxS, PFOA, PFOS, MeFOSAA and EtFOSAA include both linear and branched isomers4 Only the linear isomer is reported for all other analytes4

**Sample ID: CBD-1FB09-0718**

**EPA Method 537**

Client Data				Laboratory Data			
Name:	CH2M Hill	Matrix:	Drinking Water	Lab Sample:	1801762-18	Column:	BEH C18
Project:	PFAS DW Investigation CTO-08 NRL CBD	Date Collected:	13-Jul-18 16:27	Date Received:	19-Jul-18 08:57		

Analyte	CAS Number	Conc. (ng/L)	DL	LOD	LOQ	Qualifiers	Batch	Extracted	Samp Size	Analyzed	Dilution
PFBS	375-73-5	ND	345	540	104		B8. 0137	18-Jul-18	0450 L	20-Jul-18 22:22	1
PFHxA	307-29-9	ND	345	540	104		B8. 0137	18-Jul-18	0450 L	20-Jul-18 22:22	1
PFHpA	375-85-G	ND	345	540	104		B8. 0137	18-Jul-18	0450 L	20-Jul-18 22:22	1
PFHxS	355-96-9	ND	345	540	104		B8. 0137	18-Jul-18	0450 L	20-Jul-18 22:22	1
PFOA	335-67-1	ND	345	540	104		B8. 0137	18-Jul-18	0450 L	20-Jul-18 22:22	1
PFNA	375-65-1	ND	345	540	104		B8. 0137	18-Jul-18	0450 L	20-Jul-18 22:22	1
PFOS	1763-23-1	ND	345	540	104		B8. 0137	18-Jul-18	0450 L	20-Jul-18 22:22	1
PFDA	335-76-2	ND	345	540	104		B8. 0137	18-Jul-18	0450 L	20-Jul-18 22:22	1
MeFOSAA	2355-31-G	ND	345	540	104		B8. 0137	18-Jul-18	0450 L	20-Jul-18 22:22	1
EtFOSAA	2661-50-6	ND	345	540	104		B8. 0137	18-Jul-18	0450 L	20-Jul-18 22:22	1
PFOA	335-67-1	ND	345	540	104		B8. 0137	18-Jul-18	0450 L	20-Jul-18 22:22	1
PFUnA	2058-09-8	ND	345	540	104		B8. 0137	18-Jul-18	0450 L	20-Jul-18 22:22	1
PFDoA	307-55-1	ND	345	540	104		B8. 0137	18-Jul-18	0450 L	20-Jul-18 22:22	1
PFTeDA	7262-09-8	ND	345	540	104		B8. 0137	18-Jul-18	0450 L	20-Jul-18 22:22	1
PFTeDA	376-06-7	ND	345	540	104		B8. 0137	18-Jul-18	0450 L	20-Jul-18 22:22	1
Labeled Standards	Type	% Recovery	Limits		Qualifiers	Batch	Extracted	Samp Size	Analyzed	Dilution	
13C2-PFHxA	SURR	884	70 - 130			B8. 0137	18-Jul-18	0450 L	20-Jul-18 22:22	1	
13C2-PFDA	SURR	865	70 - 130			B8. 0137	18-Jul-18	0450 L	20-Jul-18 22:22	1	
d5-EtFOSAA	SURR	104	70 - 130			B8. 0137	18-Jul-18	0450 L	20-Jul-18 22:22	1	

DL - Detection Limit

LOD - Limit of Detection  
LOQ - Limit of quantitation

Results reported to the DL4

When reported, PFHxS, PFOA, PFOS, MeFOSAA and EtFOSAA include both linear and branched isomers4 Only the linear isomer is reported for all other analytes4

**Sample ID: CBD-1RW10-0718**

**EPA Method 537**

Client Data				Laboratory Data			
Name:	Cu 2M u ill	Matrix:	Drin3ing Water	Lab Sample:	1801762-1H	ColEmn:	Bku C18
Project:	PFAS DW Investigation CTO-08 NRL CBD	Date Collected:	1J-9EI-18 16:50	Date Received:	15-9EI-18 08:47		

Analyte	CAS Number	Conc. (ng/L)	DL	LOD	LOQ	Qualifiers	Batch	Extracted	Samp Size	Analyzed	Dilution
PFBS	J74-7J-4	ND	J.1H	4.24	10.4		B8G01J7	18-9EI-18	0.2J8 L	20-9EI-18 22:J4	1
PFu xA	J07-25-5	ND	J.1H	4.24	10.4		B8G01J7	18-9EI-18	0.2J8 L	20-9EI-18 22:J4	1
PFu pA	J74-84-H	ND	J.1H	4.24	10.4		B8G01J7	18-9EI-18	0.2J8 L	20-9EI-18 22:J4	1
PFu xS	J44-56-5	ND	J.1H	4.24	10.4		B8G01J7	18-9EI-18	0.2J8 L	20-9EI-18 22:J4	1
PFOA	JJ4-67-1	ND	J.1H	4.24	10.4		B8G01J7	18-9EI-18	0.2J8 L	20-9EI-18 22:J4	1
PFNA	J74-H4-1	ND	J.1H	4.24	10.4		B8G01J7	18-9EI-18	0.2J8 L	20-9EI-18 22:J4	1
PFOS	176J-2J-1	ND	J.1H	4.24	10.4		B8G01J7	18-9EI-18	0.2J8 L	20-9EI-18 22:J4	1
PFDA	JJ4-76-2	ND	J.1H	4.24	10.4		B8G01J7	18-9EI-18	0.2J8 L	20-9EI-18 22:J4	1
MeFOSAA	2J44-J1-H	ND	J.1H	4.24	10.4		B8G01J7	18-9EI-18	0.2J8 L	20-9EI-18 22:J4	1
ktFOSAA	2HH-40-6	ND	J.1H	4.24	10.4		B8G01J7	18-9EI-18	0.2J8 L	20-9EI-18 22:J4	1
PFUnA	2048-H5-8	ND	J.1H	4.24	10.4		B8G01J7	18-9EI-18	0.2J8 L	20-9EI-18 22:J4	1
PFDoA	J07-44-1	ND	J.1H	4.24	10.4		B8G01J7	18-9EI-18	0.2J8 L	20-9EI-18 22:J4	1
PFTrDA	7262HH5-8	ND	J.1H	4.24	10.4		B8G01J7	18-9EI-18	0.2J8 L	20-9EI-18 22:J4	1
PFTeDA	J76-06-7	ND	J.1H	4.24	10.4		B8G01J7	18-9EI-18	0.2J8 L	20-9EI-18 22:J4	1
Labeled Standards	Type	% Recovery		Limits		Qualifiers	Batch	Extracted	Samp Size	Analyzed	Dilution
1JC2-PFu xA	SURR	HI.0		70 - 1J0			B8G01J7	18-9EI-18	0.2J8 L	20-9EI-18 22:J4	1
1JC2-PFDA	SURR	8J.1		70 - 1J0			B8G01J7	18-9EI-18	0.2J8 L	20-9EI-18 22:J4	1
d4-ktFOSAA	SURR	HD.J		70 - 1J0			B8G01J7	18-9EI-18	0.2J8 L	20-9EI-18 22:J4	1

DL - Detection Limit

LOD - Limit of Detection  
LOQ - Limit of qEntitation

ResElts reported to the DL.

When reported, PFu xS, PFOA, PFOS, MeFOSAA and ktFOSAA inclEde both linear and branched isomers. Only the linear isomer is reported for all other analytes.



**Sample ID: CBD-1RW10-0718** **EPA Method 537**

Name: CH2M Hill	Lab Sample: B8G0137-MS1/B8G0137-MSD1	Source Lab Sample: 1801762-19
Project: PFAS DW Investigation CTO-08 NRL CBD	QC Batch: B8G0137	Date Extracted: 18-Jul-18
Matrix: Aqueous	Samp Size: 0.235/0.249 L	Column: BEH C18

Analyte	CAS Number	Sample (ng/L)	LFSM (ng/L)	LFSM Spike Amt	LFSM % Rec	LFSM Quals	LFSMD (ng/L)	LFSMD Spike Amt	LFSMD % Rec	RPD	LFSMD Quals	%Rec Limits	RPD Limits	LFSM Analyzed	LFSM Dil	LFSMD Analyzed	LFS MD
PFBS	375-73-5	ND	81.7	75.2	109		82.4	71.1	116	6.22		70-130	30	20-Jul-18 18:19	1	20-Jul-18 18:31	1
PFHxA	307-24-4	ND	82.4	85.0	96.6		80.8	80.4	100	3.46		70-130	30	20-Jul-18 18:19	1	20-Jul-18 18:31	1
PFHpA	375-85-9	ND	85.6	85.0	101		81.7	80.4	102	0.985		70-130	30	20-Jul-18 18:19	1	20-Jul-18 18:31	1
PFHxS	355-46-4	ND	81.2	77.4	105		78.9	73.1	108	2.82		70-130	30	20-Jul-18 18:19	1	20-Jul-18 18:31	1
PFOA	335-67-1	ND	91.5	85.0	107		79.9	80.4	99.2	7.57		70-130	30	20-Jul-18 18:19	1	20-Jul-18 18:31	1
PFNA	375-95-1	ND	76.1	85.0	89.5		73.6	80.4	91.5	2.21		70-130	30	20-Jul-18 18:19	1	20-Jul-18 18:31	1
PFOS	1763-23-1	ND	75.5	78.6	96.0		76.2	74.3	103	7.04		70-130	30	20-Jul-18 18:19	1	20-Jul-18 18:31	1
PFDA	335-76-2	ND	77.2	85.0	90.7		70.4	80.4	87.5	3.59		70-130	30	20-Jul-18 18:19	1	20-Jul-18 18:31	1
MeFOSAA	2355-31-9	ND	86.1	85.0	101		76.0	80.4	94.6	6.54		70-130	30	20-Jul-18 18:19	1	20-Jul-18 18:31	1
EtFOSAA	2991-50-6	ND	82.8	85.0	97.4		68.3	80.4	84.9	13.7		70-130	30	20-Jul-18 18:19	1	20-Jul-18 18:31	1
PFUnA	2058-94-8	ND	77.6	85.0	91.3		78.3	80.4	97.4	6.47		70-130	30	20-Jul-18 18:19	1	20-Jul-18 18:31	1
PFDoA	307-55-1	ND	73.4	85.0	86.3		73.5	80.4	91.4	5.74		70-130	30	20-Jul-18 18:19	1	20-Jul-18 18:31	1
PFTTrDA	72629-94-8	ND	74.1	85.0	87.1		73.5	80.4	91.4	4.82		70-130	30	20-Jul-18 18:19	1	20-Jul-18 18:31	1
PFTeDA	376-06-7	ND	71.6	85.0	84.3		74.9	80.4	93.1	9.92		70-130	30	20-Jul-18 18:19	1	20-Jul-18 18:31	1

Labeled Standards	Type	LFSM % Rec	LFSM Quals	LFSMD % Rec	LFSMD Quals	Limits	LFSM Analyzed	LFSM Dil	LFSMD Analyzed	LFS MD
13C2-PFHxA	SURR	95.7		98.0		70-130	20-Jul-18 18:19	1	20-Jul-18 18:31	1
13C2-PFDA	SURR	91.6		92.8		70-130	20-Jul-18 18:19	1	20-Jul-18 18:31	1
d5-EtFOSAA	SURR	83.3		77.6		70-130	20-Jul-18 18:19	1	20-Jul-18 18:31	1

**Sample ID: CBD-1FB10-0718**

**EPA Method 537**

Client Data				Laboratory Data			
Name:	CH2M Hill	Matrix:	Drinking Water	Lab Sample:	1801762-20	Column:	BEH C18
Project:	PFAS DW Investigation CTO-08 NRL CBD	Date Collected:	13-Jul-18 16:95	Date Received:	19-Jul-18 08:57		

Analyte	CAS Number	Conc. (ng/L)	DL	LOD	LOQ	Qualifiers	Batch	Extracted	Samp Size	Analyzed	Dilution
PFBS	375-73-5	ND	341	540	104		B8. 0137	18-Jul-18	0495 L	20-Jul-18 22:98	1
PFHxA	307-29-9	ND	341	540	104		B8. 0137	18-Jul-18	0495 L	20-Jul-18 22:98	1
PFHpA	375-85-G	ND	341	540	104		B8. 0137	18-Jul-18	0495 L	20-Jul-18 22:98	1
PFHxS	355-96-9	ND	341	540	104		B8. 0137	18-Jul-18	0495 L	20-Jul-18 22:98	1
PFOA	335-67-1	ND	341	540	104		B8. 0137	18-Jul-18	0495 L	20-Jul-18 22:98	1
PFNA	375-65-1	ND	341	540	104		B8. 0137	18-Jul-18	0495 L	20-Jul-18 22:98	1
PFOS	1763-23-1	ND	341	540	104		B8. 0137	18-Jul-18	0495 L	20-Jul-18 22:98	1
PFDA	335-76-2	ND	341	540	104		B8. 0137	18-Jul-18	0495 L	20-Jul-18 22:98	1
MeFOSAA	2355-31-G	ND	341	540	104		B8. 0137	18-Jul-18	0495 L	20-Jul-18 22:98	1
EtFOSAA	2661-50-6	ND	341	540	104		B8. 0137	18-Jul-18	0495 L	20-Jul-18 22:98	1
PFUnA	2058-09-8	ND	341	540	104		B8. 0137	18-Jul-18	0495 L	20-Jul-18 22:98	1
PFDoA	307-55-1	ND	341	540	104		B8. 0137	18-Jul-18	0495 L	20-Jul-18 22:98	1
PFTeDA	7262-09-8	ND	341	540	104		B8. 0137	18-Jul-18	0495 L	20-Jul-18 22:98	1
PFTeDA	376-06-7	ND	341	540	104		B8. 0137	18-Jul-18	0495 L	20-Jul-18 22:98	1
Labeled Standards	Type	% Recovery	Limits		Qualifiers	Batch	Extracted	Samp Size	Analyzed	Dilution	
13C2-PFHxA	SURR	86%	70 - 130			B8. 0137	18-Jul-18	0495 L	20-Jul-18 22:98	1	
13C2-PFDA	SURR	83%	70 - 130			B8. 0137	18-Jul-18	0495 L	20-Jul-18 22:98	1	
d5-EtFOSAA	SURR	88%	70 - 130			B8. 0137	18-Jul-18	0495 L	20-Jul-18 22:98	1	

DL - Detection Limit

LOD - Limit of Detection  
LOQ - Limit of quantitation

Results reported to the DL4

When reported, PFHxS, PFOA, PFOS, MeFOSAA and EtFOSAA include both linear and branched isomers<sup>4</sup> Only the linear isomer is reported for all other analytes<sup>4</sup>

## DATA QUALIFIERS & ABBREVIATIONS

<b>B</b>	<b>This compound was also detected in the method blank</b>
<b>Conc.</b>	<b>Concentration</b>
<b>D</b>	<b>Dilution</b>
<b>DL</b>	<b>Detection limit</b>
<b>E</b>	<b>The associated compound concentration exceeded the calibration range of the instrument</b>
<b>H</b>	<b>Recovery and/or RPD was outside laboratory acceptance limits</b>
<b>I</b>	<b>Chemical Interference</b>
<b>J</b>	<b>The amount detected is below the Reporting Limit/LOQ</b>
<b>LOD</b>	<b>Limits of Detection</b>
<b>LOQ</b>	<b>Limits of Quantitation</b>
<b>M</b>	<b>Estimated Maximum Possible Concentration (CA Region 2 projects only)</b>
<b>NA</b>	<b>Not applicable</b>
<b>ND</b>	<b>Not Detected</b>
<b>Q</b>	<b>Ion ratio outside of 70-130% of Standard Ratio. (DOD PFAS projects only)</b>
<b>TEQ</b>	<b>Toxic Equivalency</b>
<b>U</b>	<b>Not Detected (specific projects only)</b>
<b>*</b>	<b>See Cover Letter</b>

**Unless otherwise noted, solid sample results are reported in dry weight. Tissue samples are reported in wet weight.**

## CERTIFICATIONS

<b>Accrediting Authority</b>	<b>Certificate Number</b>
Alaska Department of Environmental Conservation	17-013
Arkansas Department of Environmental Quality	17-015-0
California Department of Health – ELAP	2892
DoD ELAP - A2LA Accredited - ISO/IEC 17025:2005	3091.01
Florida Department of Health	E87777-18
Hawaii Department of Health	N/A
Louisiana Department of Environmental Quality	01977
Maine Department of Health	2016026
Minnesota Department of Health	1322288
New Hampshire Environmental Accreditation Program	207717
New Jersey Department of Environmental Protection	CA003
New York Department of Health	11411
Oregon Laboratory Accreditation Program	4042-008
Pennsylvania Department of Environmental Protection	014
Texas Commission on Environmental Quality	T104704189-17-8
Virginia Department of General Services	9077
Washington Department of Ecology	C584
Wisconsin Department of Natural Resources	998036160

*Current certificates and lists of licensed parameters are located in the Quality Assurance office and are available upon request.*

CTO-08 679380.14.F1.F5



# CHAIN OF CUSTODY

**For Laboratory Use Only**  
 Work Order #: 1801762 Temp: 1.5 °C  
 Storage ID: WR-2 Storage Secured: Yes  No

Project ID: PFAS DW INVESTIGATION PO#: 101001982 Sampler: R. McElhinney  
 (name)

TAT Standard:  21 days  
 (check one): Rush (surcharge may apply)  
 14 days  7 days Specify: \_\_\_\_\_

Invoice to: Name Tiffany Hill Company CH2M Address 1100 NE Circle Blvd St 300 City Corvallis State Oregon Ph# 541-768-3109 Fax# \_\_\_\_\_

Relinquished by (printed name and signature) Mike Wilmer Date 7/13/18 Time 1830 Received by (printed name and signature) B. Benedict Date 07/14/18 Time 0924

SHIP TO: Vista Analytical Laboratory  
 1104 Windfield Way  
 El Dorado Hills, CA 95762  
 (916) 673-1520 \* Fax (916) 673-0106  
 ATTN: Martha Maier

Method of Shipment: FEDEX  
 Tracking No.: \_\_\_\_\_  
 Add Analysis(es) Requested  
 Container(s)  
 Mod. EPA Method 537  
 EPA Method 537(DW only)

Sample ID	Date	Time	Location/Sample Description	Quantity	Type	Matrix	PFOA/PFOS	UCMR3 PFAS List 18	537 List: 14	Full List of 26	Other: Please List Below	PFOA/PFOS	UCMR3 PFAS List 18	PFAS List: 14	Comments
CB0-1RW01-0718	7/13/18	0950		2	P	DW									
CB0-1FB01-0718		0955		2	P	DW									
CB0-1RW02-0718		1031		2	P	DW									
CB0-1FB02-0718		1035		2	P	DW									
CB0-1RW03-0718		1118		2	P	DW									
CB0-1FB03-0718		1120		2	P	DW									
CB0-1RW04-0718		1146		2	P	DW									
CB0-1FB04-0718		1148		2	P	DW									
CB0-1RW05-0718		1203		2	P	DW									
CB0-1FB05-0718		1205		2	P	DW									

Special Instructions/Comments: 7 DAY TAT  
Analysis of Drinking Water Samples for PFOA/PFOS/PFBs

SEND DOCUMENTATION AND RESULTS TO:

Name: Tiffany Hill  
 Company: CH2M HILL INC  
 Address: 1100 NE Circle Blvd St 300  
 City: Corvallis State: OR Zip: 97330  
 Phone: 541-768-3109 Fax: \_\_\_\_\_  
 Email: tiffany.hill@ch2m.com

Container Types: P= HDPE, PJ= HDPE Jar  
 O = Other: \_\_\_\_\_  
 Bottle Preservation Type: T = Thiosulfate, TZ = Trizma: \_\_\_\_\_  
 Matrix Types: AQ = Aqueous, DW = Drinking Water, EF = Effluent, PP = Pulp/Paper, SD = Sediment, SL = Sludge, SO = Soil, WW = Wastewater, B = Blood/Serum, O = Other: \_\_\_\_\_



CTO-08 679580.14.F1.F5



# CHAIN OF CUSTODY

**For Laboratory Use Only**  
 Work Order #: 1801762 Temp: 1.5 °C  
 Storage ID: WR-2 Storage Secured: Yes  No

Project ID: CTO-08 NRLCVM  
PFAS ON INVESTIGATION PO#: 101001982 Sampler: R. McElhenny  
 (name)

TAT (check one):  21 days  
 14 days  7 days Specify: \_\_\_\_\_  
 Rush (surcharge may apply)

Invoice to: Name Tiffany Hill Company CH2M Address 1100 NE CIRCLE BLVD ST 300 City CORVALLIS State OREGON Ph# 541-768-3109 Fax# \_\_\_\_\_

Relinquished by (printed name and signature) Mike Wilmer MS MS Date 7/13/18 Time 1830 Received by (printed name and signature) B Benedict Beth Brunst Date 07/14/18 Time 0924

SHIP TO: Vista Analytical Laboratory  
 1104 Windfield Way  
 El Dorado Hills, CA 95762  
 (916) 673-1520 \* Fax (916) 673-0106  
 ATTN: Martha Maier

Method of Shipment: FEDEX  
 Tracking No.: \_\_\_\_\_  
 Add Analysis(es) Requested: \_\_\_\_\_  
 Container(s): \_\_\_\_\_  
 Mod. EPA Method 537  
 EPA Method 537(DW only)

Sample ID	Date	Time	Location/Sample Description	Add Analysis(es) Requested							Comments				
				Quantity	Type	Matrix	PFOA/PFOS	UCMR3 PFAS List 6	537 List: 14	Full List of 26	Other: Please List Below	PFOA/PFOS	UCMR3 PFAS List 6	PFAS List: 14	
CBD-1RW06-0718	7/13/18	1419		2	P	DW									
CBD-1FB06-0718		1421		2	P	DW									
CBD-1RW07-0718		1455		2	P	DW									
CBD-1FB07-0718		1457		2	P	DW									
CBD-1RW08-0718		1548		2	P	DW									
CBD-1FB08-0718		1550		2	P	DW									
CBD-1RW09-0718		1625		2	P	DW									
CBD-1FB09-0718		1627		2	P	DW									
CBD-1RW10-0718		1640		2	P	DW									
CBD-1RW10-0718-MS		1640		2	P	DW									

Special Instructions/Comments: 7 DAY TAT  
Analysis of Drinking Water Samples for PFOA/PFOS/PFS

SEND DOCUMENTATION AND RESULTS TO:

Name: Tiffany Hill  
 Company: CH2MHILL INC  
 Address: 1100 NE Circle Blvd St 300  
 City: Corvallis State: OR Zip: 97330  
 Phone: 541-768-3109 Fax: \_\_\_\_\_  
 Email: Tiffany.Hill@ch2m.com

Container Types: P= HDPE, PJ= HDPE Jar  
 Bottle Preservation Type: T = Thiosulfate, TZ = Trizma  
 Matrix Types: AQ = Aqueous, DW = Drinking Water, EF = Effluent, PP = Pulp/Paper, SD = Sediment, SL = Sludge, SO = Soil, WW = Wastewater, B = Blood/Serum, O = Other:

CTO-08 679580 ~~14.11.15~~ 14.11.15



# CHAIN OF CUSTODY

**For Laboratory Use Only**  
 Work Order #: 1801762 Temp: 10.5 °C  
 Storage ID: WR2 Storage Secured: Yes  No

Project ID: CTO-08 NRL CBY PFAS DW INVESTIGATION PO#: 101001982 Sampler: R. McElhinny  
 (name)

TAT Standard:  21 days  
 (check one): Rush (surcharge may apply)  
 14 days  7 days Specify: \_\_\_\_\_

Invoice to: Name Tiffany Hill Company CH2M Address 1100 NE Circle Blvd St 300 City Cervallis State Oregon Ph# 541-768-3109 Fax# \_\_\_\_\_

Relinquished by (printed name and signature) Mike Wittmer Date 7/13/18 Time 1830 Received by (printed name and signature) B. Benedict Date 07/14/18 Time 0924

SHIP TO: Vista Analytical Laboratory  
 1104 Windfield Way  
 El Dorado Hills, CA 95762  
 (916) 673-1520 \* Fax (916) 673-0106  
 ATTN: Martha Maier

Method of Shipment: FEDEX  
 Tracking No.: \_\_\_\_\_

Sample ID	Date	Time	Location/Sample Description	Add Analysis(es) Requested										Comments			
				Quantity	Type	Matrix	PFOA/PFOS	UCMR3 PFAS List 6	337 List 14	Full List of 26	Other, Please List Below	Mod. EPA Method 537	EPA Method 537 (DW only)				
CRD-1RW10-0718-50	7/13/18	1640		2	P	DW											
CRD-1FB10-0718	7/13/18	1645		2	P	DW											

Special Instructions/Comments: 7 DAY TAT  
Analysis of DW samples for PFOA/PFOS/PFBS

**SEND DOCUMENTATION AND RESULTS TO:**

Name: Tiffany Hill  
 Company: CH2M Hill Inc  
 Address: 1100 NE Circle Blvd St 300  
 City: Cervallis State: OR Zip: 97330  
 Phone: 541-768-3109 Fax: \_\_\_\_\_  
 Email: Tiffany.Hill@ch2m.com

Container Types: P= HDPE, PJ= HDPE Jar  
 O = Other: \_\_\_\_\_  
 Bottle Preservation Type: T = Thiosulfate,  
 TZ = Trizma: \_\_\_\_\_  
 Matrix Types: AQ = Aqueous, DW = Drinking Water, EF = Effluent, PP = Pulp/Paper, SD = Sediment,  
 SL = Sludge, SO = Soil, WW = Wastewater, B = Blood/Serum, O = Other: \_\_\_\_\_



**Sample Log-in Checklist**

 Vista Work Order #: 1801762 TAT 7

<b>Samples Arrival:</b>	<b>Date/Time:</b> 07/14/18 0857	<b>Initials:</b> JBB	<b>Location:</b> WR-2
			<b>Shelf/Rack:</b> NA
<b>Logged In:</b>	<b>Date/Time:</b> 07/16/18 0819	<b>Initials:</b> Ke	<b>Location:</b> WR-2
			<b>Shelf/Rack:</b> E3/E7
<b>Delivered By:</b>	<input checked="" type="checkbox"/> FedEx	<input type="checkbox"/> UPS	<input type="checkbox"/> On Trac
		<input type="checkbox"/> GSO	<input type="checkbox"/> DHL
		<input type="checkbox"/> Hand Delivered	<input type="checkbox"/> Other
<b>Preservation:</b>	<input checked="" type="checkbox"/> Ice	<input type="checkbox"/> Blue Ice	<input type="checkbox"/> Dry Ice
	<input type="checkbox"/> None		
<b>Temp °C:</b> 1.0 (uncorrected)	<b>Time:</b> 0923	<b>Thermometer ID:</b> IR-4	
<b>Temp °C:</b> 1.5 (corrected)	<b>Probe used:</b> Yes <input type="checkbox"/> No <input checked="" type="checkbox"/>		

		YES	NO	NA
Adequate Sample Volume Received?		<input checked="" type="checkbox"/> JBB		
Holding Time Acceptable?		<input checked="" type="checkbox"/> JBB		
Shipping Container(s) Intact?		<input checked="" type="checkbox"/> JBB		
Shipping Custody Seals Intact?		<input checked="" type="checkbox"/> JBB		
Shipping Documentation Present?		<input checked="" type="checkbox"/> JBB		
Airbill	Trk # 7818 4687 1460	<input checked="" type="checkbox"/> JBB		
Sample Container Intact?		<input checked="" type="checkbox"/> JBB		
Sample Custody Seals Intact?				<input checked="" type="checkbox"/> JBB
Chain of Custody / Sample Documentation Present?		<input checked="" type="checkbox"/> JBB		
COC Anomaly/Sample Acceptance Form completed?			<input checked="" type="checkbox"/> JBB	<input checked="" type="checkbox"/> JBB
If Chlorinated or Drinking Water Samples, Acceptable Preservation?		<input checked="" type="checkbox"/> JBB		
<b>Preservation Documented:</b>	Na <sub>2</sub> S <sub>2</sub> O <sub>3</sub> <input checked="" type="checkbox"/> Trizma <input type="checkbox"/> None <input type="checkbox"/>	<input checked="" type="checkbox"/> Yes	<input type="checkbox"/> No	<input type="checkbox"/> NA
<b>Shipping Container</b>	<input checked="" type="checkbox"/> Vista <input type="checkbox"/> Client <input checked="" type="checkbox"/> Retain <input type="checkbox"/> Return			<input type="checkbox"/> Dispose

Comments:



July 23, 2018

**Vista Work Order No. 1801762**

Ms. Tiffany Hill  
CH2M Hill  
1100 NE Circle Blvd. Suite 300  
Corvallis, OR 97330

Dear Ms. Hill,

Enclosed are the results for the sample set received at Vista Analytical Laboratory on July 14, 2018. This sample set was analyzed on a rush turn-around time, under your Project Name 'PFAS DW Investigation CTO-08 NRL CBD'.

Vista Analytical Laboratory is committed to serving you effectively. If you require additional information, please contact me at 916-673-1520 or by email at [mmaier@vista-analytical.com](mailto:mmaier@vista-analytical.com).

Thank you for choosing Vista as part of your analytical support team.

Sincerely,



Martha Maier  
Laboratory Director



*Vista Analytical Laboratory certifies that the report herein meets all the requirements set forth by NELAP for those applicable test methods. Results relate only to the samples as received by the laboratory. This report should not be reproduced except in full without the written approval of Vista.*

## **Vista Work Order No. 1801762**

### **Case Narrative**

#### **Sample Condition on Receipt:**

Twenty drinking water samples were received in good condition and within the method temperature requirements. The samples were received and stored securely in accordance with Vista standard operating procedures and EPA methodology.

#### **Analytical Notes:**

##### **EPA Method 537, Rev. 1.1**

The samples were extracted and analyzed for a selected list of PFAS using EPA Method 537, Rev. 1.1.

##### **Holding Times**

The samples were extracted and analyzed within the method hold times.

##### **Quality Control**

The Initial Calibration and Continuing Calibration Verifications met the method acceptance criteria.

A Laboratory Fortified Blank (LFB) and Laboratory Reagent Blank (LRB) were extracted and analyzed with the preparation batch. No analytes were detected in the Laboratory Reagent Blank above 1/2 the LOQ. The LFB recoveries were within the method acceptance criteria.

The surrogate recoveries for all QC and field samples were within the acceptance criteria.

A Laboratory Fortified Sample Matrix (LFSM) and Laboratory Fortified Sample Matrix Duplicate (LFSMD) were performed on sample "CBD-1RW10-0718". The analyte recoveries and RPDs were within the method acceptance criteria.

## Table of Contents

Case Narrative.....	1
Table of Contents.....	3
Sample Inventory.....	4
Analytical Results.....	6
Qualifiers.....	30
Certifications.....	31
Sample Receipt.....	32
Extraction Information.....	36
Sample Data - EPA Method 537.....	41
IIS Areas, IBs and CCVs.....	162
ICAL with ICV and IB.....	189

# Sample Inventory Report

Vista Sample ID	Client Sample ID	Sampled	Received	Components/Containers
1801762-01	CBD-1RW01-0718	13-Jul-18 09:50	14-Jul-18 08:57	HDPE Bottle, 250 mL HDPE Bottle, 250 mL
1801762-02	CBD-1FB01-0718	13-Jul-18 09:55	14-Jul-18 08:57	HDPE Bottle, 250 mL HDPE Bottle, 250 mL
1801762-03	CBD-1RW02-0718	13-Jul-18 10:31	14-Jul-18 08:57	HDPE Bottle, 250 mL HDPE Bottle, 250 mL
1801762-04	CBD-1FB02-0718	13-Jul-18 10:35	14-Jul-18 08:57	HDPE Bottle, 250 mL HDPE Bottle, 250 mL
1801762-05	CBD-1RW03-0718	13-Jul-18 11:18	14-Jul-18 08:57	HDPE Bottle, 250 mL HDPE Bottle, 250 mL
1801762-06	CBD-1FB03-0718	13-Jul-18 11:20	14-Jul-18 08:57	HDPE Bottle, 250 mL HDPE Bottle, 250 mL
1801762-07	CBD-1RW04-0718	13-Jul-18 11:46	14-Jul-18 08:57	HDPE Bottle, 250 mL HDPE Bottle, 250 mL
1801762-08	CBD-1FB04-0718	13-Jul-18 11:48	14-Jul-18 08:57	HDPE Bottle, 250 mL HDPE Bottle, 250 mL
1801762-09	CBD-1RW05-0718	13-Jul-18 12:03	14-Jul-18 08:57	HDPE Bottle, 250 mL HDPE Bottle, 250 mL
1801762-10	CBD-1FB05-0718	13-Jul-18 12:05	14-Jul-18 08:57	HDPE Bottle, 250 mL HDPE Bottle, 250 mL
1801762-11	CBD-1RW06-0718	13-Jul-18 14:19	14-Jul-18 08:57	HDPE Bottle, 250 mL HDPE Bottle, 250 mL
1801762-12	CBD-1FB06-0718	13-Jul-18 14:21	14-Jul-18 08:57	HDPE Bottle, 250 mL HDPE Bottle, 250 mL
1801762-13	CBD-1RW07-0718	13-Jul-18 14:55	14-Jul-18 08:57	HDPE Bottle, 250 mL HDPE Bottle, 250 mL
1801762-14	CBD-1FB07-0718	13-Jul-18 14:57	14-Jul-18 08:57	HDPE Bottle, 250 mL HDPE Bottle, 250 mL
1801762-15	CBD-1RW08-0718	13-Jul-18 15:48	14-Jul-18 08:57	HDPE Bottle, 250 mL HDPE Bottle, 250 mL
1801762-16	CBD-1FB08-0718	13-Jul-18 15:50	14-Jul-18 08:57	HDPE Bottle, 250 mL HDPE Bottle, 250 mL
1801762-17	CBD-1RW09-0718	13-Jul-18 16:25	14-Jul-18 08:57	HDPE Bottle, 250 mL HDPE Bottle, 250 mL
1801762-18	CBD-1FB09-0718	13-Jul-18 16:27	14-Jul-18 08:57	HDPE Bottle, 250 mL HDPE Bottle, 250 mL
1801762-19	CBD-1RW10-0718	MS/MSD13-Jul-18 16:40	14-Jul-18 08:57	HDPE Bottle, 250 mL HDPE Bottle, 250 mL HDPE Bottle, 250 mL

Vista Project: 1801762

Client Project: PFAS DW Investigation CTO-08 NRL CBD

# Sample Inventory Report

<b>Vista Sample ID</b>	<b>Client Sample ID</b>	<b>Sampled</b>	<b>Received</b>	<b>Components/Containers</b>
1801762-19	CBD-1RW10-0718	MS/MSD13-Jul-18 16:40	14-Jul-18 08:57	HDPE Bottle, 250 mL HDPE Bottle, 250 mL HDPE Bottle, 250 mL
1801762-20	CBD-1FB10-0718	13-Jul-18 16:45	14-Jul-18 08:57	HDPE Bottle, 250 mL HDPE Bottle, 250 mL

## **ANALYTICAL RESULTS**

**Sample ID: LRB**

**EPA Method 537**

Client Data					Laboratory Data							
Name:	CH2M Hill	Matrix:	Aqueous		Lab Sample:	B8G0137-BLK1	Column:	BEH C18				
Project:	PFAS DW Investigation CTO-08 NRL CBD											

Analyte	CAS Number	Conc. (ng/L)	DL	LOD	LOQ	Qualifiers	Batch	Extracted	Samp Size	Analyzed	Dilution
PFBS	375-73-5	ND	3.04	5.00	10.0		B8G0137	18-Jul-18	0.250 L	20-Jul-18 16:36	1
PFHxA	307-24-4	ND	3.04	5.00	10.0		B8G0137	18-Jul-18	0.250 L	20-Jul-18 16:36	1
PFHpA	375-85-9	ND	3.04	5.00	10.0		B8G0137	18-Jul-18	0.250 L	20-Jul-18 16:36	1
PFHxS	355-46-4	ND	3.04	5.00	10.0		B8G0137	18-Jul-18	0.250 L	20-Jul-18 16:36	1
PFOA	335-67-1	ND	3.04	5.00	10.0		B8G0137	18-Jul-18	0.250 L	20-Jul-18 16:36	1
PFNA	375-95-1	ND	3.04	5.00	10.0		B8G0137	18-Jul-18	0.250 L	20-Jul-18 16:36	1
PFOS	1763-23-1	ND	3.04	5.00	10.0		B8G0137	18-Jul-18	0.250 L	20-Jul-18 16:36	1
PFDA	335-76-2	ND	3.04	5.00	10.0		B8G0137	18-Jul-18	0.250 L	20-Jul-18 16:36	1
MeFOSAA	2355-31-9	ND	3.04	5.00	10.0		B8G0137	18-Jul-18	0.250 L	20-Jul-18 16:36	1
EtFOSAA	2991-50-6	ND	3.04	5.00	10.0		B8G0137	18-Jul-18	0.250 L	20-Jul-18 16:36	1
PFUnA	2058-94-8	ND	3.04	5.00	10.0		B8G0137	18-Jul-18	0.250 L	20-Jul-18 16:36	1
PFDxA	307-55-1	ND	3.04	5.00	10.0		B8G0137	18-Jul-18	0.250 L	20-Jul-18 16:36	1
PFTDA	72629-94-8	ND	3.04	5.00	10.0		B8G0137	18-Jul-18	0.250 L	20-Jul-18 16:36	1
PFTeDA	376-06-7	ND	3.04	5.00	10.0		B8G0137	18-Jul-18	0.250 L	20-Jul-18 16:36	1
Labeled Standards	Type	% Recovery	Limits		Qualifiers	Batch	Extracted	Samp Size	Analyzed	Dilution	
13C2-PFHxA	SURR	93.4	70 - 130			B8G0137	18-Jul-18	0.250 L	20-Jul-18 16:36	1	
13C2-PFDA	SURR	87.5	70 - 130			B8G0137	18-Jul-18	0.250 L	20-Jul-18 16:36	1	
d5-EtFOSAA	SURR	94.3	70 - 130			B8G0137	18-Jul-18	0.250 L	20-Jul-18 16:36	1	

DL - Detection Limit

LOD - Limit of Detection  
LOQ - Limit of quantitation

Results reported to the DL.

When reported, PFHxS, PFOA, PFOS, MeFOSAA and EtFOSAA include both linear and branched isomers. Only the linear isomer is reported for all other analytes.

**Sample ID: LFB**

**EPA Method 537**

Client Data					Laboratory Data						
Name:	CH2M Hill	Matrix:	Aqueous		Lab Sample:	B8G0137-BS1	Column:	BEH C18			
Project:	PFAS DW Investigation CTO-08 NRL CBD										

Analyte	CAS Number	Amt Found (ng/L)	Spike Amt	% Rec	Limits	Qualifiers	Batch	Extracted	Samp Size	Analyzed	Dilution
PFBS	375-73-5	77.6	70.8	110	70 - 130		B8G0137	18-Jul-18	0.250 L	20-Jul-18 16:49	1
PFHxA	307-24-4	79.6	80.0	99.4	70 - 130		B8G0137	18-Jul-18	0.250 L	20-Jul-18 16:49	1
PFHpA	375-85-9	81.6	80.0	102	70 - 130		B8G0137	18-Jul-18	0.250 L	20-Jul-18 16:49	1
PFHxS	355-46-4	73.4	72.8	101	70 - 130		B8G0137	18-Jul-18	0.250 L	20-Jul-18 16:49	1
PFOA	335-67-1	80.4	80.0	100	70 - 130		B8G0137	18-Jul-18	0.250 L	20-Jul-18 16:49	1
PFNA	375-95-1	75.2	80.0	94.0	70 - 130		B8G0137	18-Jul-18	0.250 L	20-Jul-18 16:49	1
PFOS	1763-23-1	76.6	74.0	104	70 - 130		B8G0137	18-Jul-18	0.250 L	20-Jul-18 16:49	1
PFDA	335-76-2	74.2	80.0	92.7	70 - 130		B8G0137	18-Jul-18	0.250 L	20-Jul-18 16:49	1
MeFOSAA	2355-31-9	83.6	80.0	104	70 - 130		B8G0137	18-Jul-18	0.250 L	20-Jul-18 16:49	1
EtFOSAA	2991-50-6	83.3	80.0	104	70 - 130		B8G0137	18-Jul-18	0.250 L	20-Jul-18 16:49	1
PFUnA	2058-94-8	79.0	80.0	98.8	70 - 130		B8G0137	18-Jul-18	0.250 L	20-Jul-18 16:49	1
PFDoA	307-55-1	72.3	80.0	90.4	70 - 130		B8G0137	18-Jul-18	0.250 L	20-Jul-18 16:49	1
PFTTrDA	72629-94-8	74.3	80.0	92.8	70 - 130		B8G0137	18-Jul-18	0.250 L	20-Jul-18 16:49	1
PFTeDA	376-06-7	68.5	80.0	85.6	70 - 130		B8G0137	18-Jul-18	0.250 L	20-Jul-18 16:49	1
Labeled Standards		Type		% Rec	Limits	Qualifiers	Batch	Extracted	Samp Size	Analyzed	Dilution
13C2-PFHxA		SURR		99.1	70- 130		B8G0137	18-Jul-18	0.250 L	20-Jul-18 16:49	1
13C2-PFDA		SURR		98.8	70- 130		B8G0137	18-Jul-18	0.250 L	20-Jul-18 16:49	1
d5-EtFOSAA		SURR		93.7	70- 130		B8G0137	18-Jul-18	0.250 L	20-Jul-18 16:49	1



**Sample ID: CBD-1RW01-0718**

**EPA Method 537**

Client Data					Laboratory Data						
Name:	CH2M Hill	Matrix:	Drinking Water	Lab Sample:	1801762-01	Column:	BEH C18				
Project:	PFAS DW Investigation CTO-08 NRL CBD	Date Collected:	13-Jul-18 09:50	Date Received:	14-Jul-18 08:57						

Analyte	CAS Number	Conc. (ng/L)	DL	LOD	LOQ	Qualifiers	Batch	Extracted	Samp Size	Analyzed	Dilution
PFBS	375-73-5	ND	3.00	4.92	9.86		B8G0137	18-Jul-18	0.254 L	20-Jul-18 18:44	1
PFHxA	307-24-4	ND	3.00	4.92	9.86		B8G0137	18-Jul-18	0.254 L	20-Jul-18 18:44	1
PFHpA	375-85-9	ND	3.00	4.92	9.86		B8G0137	18-Jul-18	0.254 L	20-Jul-18 18:44	1
PFHxS	355-46-4	ND	3.00	4.92	9.86		B8G0137	18-Jul-18	0.254 L	20-Jul-18 18:44	1
PFOA	335-67-1	ND	3.00	4.92	9.86		B8G0137	18-Jul-18	0.254 L	20-Jul-18 18:44	1
PFNA	375-95-1	ND	3.00	4.92	9.86		B8G0137	18-Jul-18	0.254 L	20-Jul-18 18:44	1
PFOS	1763-23-1	ND	3.00	4.92	9.86		B8G0137	18-Jul-18	0.254 L	20-Jul-18 18:44	1
PFDA	335-76-2	ND	3.00	4.92	9.86		B8G0137	18-Jul-18	0.254 L	20-Jul-18 18:44	1
MeFOSAA	2355-31-9	ND	3.00	4.92	9.86		B8G0137	18-Jul-18	0.254 L	20-Jul-18 18:44	1
EtFOSAA	2991-50-6	ND	3.00	4.92	9.86		B8G0137	18-Jul-18	0.254 L	20-Jul-18 18:44	1
PFOA	2058-94-8	ND	3.00	4.92	9.86		B8G0137	18-Jul-18	0.254 L	20-Jul-18 18:44	1
PFDoA	307-55-1	ND	3.00	4.92	9.86		B8G0137	18-Jul-18	0.254 L	20-Jul-18 18:44	1
PFTeDA	72629-94-8	ND	3.00	4.92	9.86		B8G0137	18-Jul-18	0.254 L	20-Jul-18 18:44	1
PFTeDA	376-06-7	ND	3.00	4.92	9.86		B8G0137	18-Jul-18	0.254 L	20-Jul-18 18:44	1
Labeled Standards	Type	% Recovery	Limits		Qualifiers	Batch	Extracted	Samp Size	Analyzed	Dilution	
13C2-PFHxA	SURR	96.5	70 - 130			B8G0137	18-Jul-18	0.254 L	20-Jul-18 18:44	1	
13C2-PFDA	SURR	85.5	70 - 130			B8G0137	18-Jul-18	0.254 L	20-Jul-18 18:44	1	
d5-EtFOSAA	SURR	92.0	70 - 130			B8G0137	18-Jul-18	0.254 L	20-Jul-18 18:44	1	

DL - Detection Limit

LOD - Limit of Detection  
LOQ - Limit of quantitation

Results reported to the DL.

When reported, PFHxS, PFOA, PFOS, MeFOSAA and EtFOSAA include both linear and branched isomers. Only the linear isomer is reported for all other analytes.

**Sample ID: CBD-1FB01-0718**

**EPA Method 537**

Client Data				Laboratory Data			
Name:	CH2M Hill	Matrix:	Drinking Water	Lab Sample:	1801762-02	Column:	BEH C18
Project:	PFAS DW Investigation CTO-08 NRL CBD	Date Collected:	13-Jul-18 09:55	Date Received:	14-Jul-18 08:57		

Analyte	CAS Number	Conc. (ng/L)	DL	LOD	LOQ	Qualifiers	Batch	Extracted	Samp Size	Analyzed	Dilution
PFBS	375-73-5	ND	3.02	4.96	9.94		B8G0137	18-Jul-18	0.252 L	20-Jul-18 18:57	1
PFHxA	307-24-4	ND	3.02	4.96	9.94		B8G0137	18-Jul-18	0.252 L	20-Jul-18 18:57	1
PFHpA	375-85-9	ND	3.02	4.96	9.94		B8G0137	18-Jul-18	0.252 L	20-Jul-18 18:57	1
PFHxS	355-46-4	ND	3.02	4.96	9.94		B8G0137	18-Jul-18	0.252 L	20-Jul-18 18:57	1
PFOA	335-67-1	ND	3.02	4.96	9.94		B8G0137	18-Jul-18	0.252 L	20-Jul-18 18:57	1
PFNA	375-95-1	ND	3.02	4.96	9.94		B8G0137	18-Jul-18	0.252 L	20-Jul-18 18:57	1
PFOS	1763-23-1	ND	3.02	4.96	9.94		B8G0137	18-Jul-18	0.252 L	20-Jul-18 18:57	1
PFDA	335-76-2	ND	3.02	4.96	9.94		B8G0137	18-Jul-18	0.252 L	20-Jul-18 18:57	1
MeFOSAA	2355-31-9	ND	3.02	4.96	9.94		B8G0137	18-Jul-18	0.252 L	20-Jul-18 18:57	1
EtFOSAA	2991-50-6	ND	3.02	4.96	9.94		B8G0137	18-Jul-18	0.252 L	20-Jul-18 18:57	1
PFOA	2058-94-8	ND	3.02	4.96	9.94		B8G0137	18-Jul-18	0.252 L	20-Jul-18 18:57	1
PFDoA	307-55-1	ND	3.02	4.96	9.94		B8G0137	18-Jul-18	0.252 L	20-Jul-18 18:57	1
PFTDA	72629-94-8	ND	3.02	4.96	9.94		B8G0137	18-Jul-18	0.252 L	20-Jul-18 18:57	1
PFTeDA	376-06-7	ND	3.02	4.96	9.94		B8G0137	18-Jul-18	0.252 L	20-Jul-18 18:57	1
Labeled Standards	Type	% Recovery	Limits		Qualifiers	Batch	Extracted	Samp Size	Analyzed	Dilution	
13C2-PFHxA	SURR	93.8	70 - 130			B8G0137	18-Jul-18	0.252 L	20-Jul-18 18:57	1	
13C2-PFDA	SURR	87.7	70 - 130			B8G0137	18-Jul-18	0.252 L	20-Jul-18 18:57	1	
d5-EtFOSAA	SURR	92.4	70 - 130			B8G0137	18-Jul-18	0.252 L	20-Jul-18 18:57	1	

DL - Detection Limit

LOD - Limit of Detection  
LOQ - Limit of quantitation

Results reported to the DL.

When reported, PFHxS, PFOA, PFOS, MeFOSAA and EtFOSAA include both linear and branched isomers. Only the linear isomer is reported for all other analytes.

**Sample ID: CBD-1RW02-0718**

**EPA Method 537**

Client Data				Laboratory Data			
Name:	Cu 2M u ill	Matrix:	Drin3ing Water	Lab Sample:	1801762-0H	ColEmn:	Bku C18
Project:	PFAS DW Investigation CTO-08 NRL CBD	Date Collected:	1HJEI-18 10:HI	Date Received:	19-JEI-18 08:57		

Analyte	CAS Number	Conc. (ng/L)	DL	LOD	LOQ	Qualifiers	Batch	Extracted	Samp Size	Analyzed	Dilution
PFBS	H75-7H5	ND	H07	509	104		B8G01H7	18-JEI-18	0498 L	20-JEI-18 1. :10	1
PFu xA	H07-29-9	ND	H07	509	104		B8G01H7	18-JEI-18	0498 L	20-JEI-18 1. :10	1
PFu pA	H75-85-	ND	H07	509	104		B8G01H7	18-JEI-18	0498 L	20-JEI-18 1. :10	1
PFu xS	H55-96-9	ND	H07	509	104		B8G01H7	18-JEI-18	0498 L	20-JEI-18 1. :10	1
PFOA	H5-67-1	ND	H07	509	104		B8G01H7	18-JEI-18	0498 L	20-JEI-18 1. :10	1
PFNA	H75- 5-1	ND	H07	509	104		B8G01H7	18-JEI-18	0498 L	20-JEI-18 1. :10	1
PFOS	176H2H1	ND	H07	509	104		B8G01H7	18-JEI-18	0498 L	20-JEI-18 1. :10	1
PFDA	H5-76-2	ND	H07	509	104		B8G01H7	18-JEI-18	0498 L	20-JEI-18 1. :10	1
MeFOSAA	2H55-HI-	ND	H07	509	104		B8G01H7	18-JEI-18	0498 L	20-JEI-18 1. :10	1
ktFOSAA	2. . 1-50-6	ND	H07	509	104		B8G01H7	18-JEI-18	0498 L	20-JEI-18 1. :10	1
PFUnA	2058- . 9-8	ND	H07	509	104		B8G01H7	18-JEI-18	0498 L	20-JEI-18 1. :10	1
PFD0A	H07-55-1	ND	H07	509	104		B8G01H7	18-JEI-18	0498 L	20-JEI-18 1. :10	1
PFTrDA	7262. -. 9-8	ND	H07	509	104		B8G01H7	18-JEI-18	0498 L	20-JEI-18 1. :10	1
PFTeDA	H76-06-7	ND	H07	509	104		B8G01H7	18-JEI-18	0498 L	20-JEI-18 1. :10	1
Labeled Standards	Type	% Recovery		Limits		Qualifiers	Batch	Extracted	Samp Size	Analyzed	Dilution
1HC2-PFu xA	SURR	884		70 - 1H0			B8G01H7	18-JEI-18	0498 L	20-JEI-18 1. :10	1
1HC2-PFDA	SURR	874		70 - 1H0			B8G01H7	18-JEI-18	0498 L	20-JEI-18 1. :10	1
d5-ktFOSAA	SURR	. 94		70 - 1H0			B8G01H7	18-JEI-18	0498 L	20-JEI-18 1. :10	1

DL - Detection Limit

LOD - Limit of Detection  
LOQ - Limit of qEntitation

ResElts reported to the DL4

When reported, PFu xS, PFOA, PFOS, MeFOSAA and ktFOSAA inclEde both linear and branched isomers4 Only the linear isomer is reported for all other analytes4

**Sample ID: CBD-1FB02-0718**

**EPA Method 537**

Client Data				Laboratory Data			
Name:	Cu 2M u ill	Matrix:	Drin3ing Water	Lab Sample:	1801762-0H	ColEmn:	Bku C18
Project:	PFAS DW Investigation CTO-08 NRL CBD	Date Collected:	1J-9EI-18 10:J5	Date Received:	1H9EI-18 08:57		

Analyte	CAS Number	Conc. (ng/L)	DL	LOD	LOQ	Qualifiers	Batch	Extracted	Samp Size	Analyzed	Dilution
PFBS	J75-7J-5	ND	24 .	H4 2	. 42		B8G01J7	18-9EI-18	0425HL	20-9EI-18 1 .:2J	1
PFu xA	J07-2HH	ND	24 .	H4 2	. 42		B8G01J7	18-9EI-18	0425HL	20-9EI-18 1 .:2J	1
PFu pA	J75-85-	ND	24 .	H4 2	. 42		B8G01J7	18-9EI-18	0425HL	20-9EI-18 1 .:2J	1
PFu xS	J55-H6-H	ND	24 .	H4 2	. 42		B8G01J7	18-9EI-18	0425HL	20-9EI-18 1 .:2J	1
PFOA	JJ5-67-1	ND	24 .	H4 2	. 42		B8G01J7	18-9EI-18	0425HL	20-9EI-18 1 .:2J	1
PFNA	J75- 5-1	ND	24 .	H4 2	. 42		B8G01J7	18-9EI-18	0425HL	20-9EI-18 1 .:2J	1
PFOS	176J-2J-1	ND	24 .	H4 2	. 42		B8G01J7	18-9EI-18	0425HL	20-9EI-18 1 .:2J	1
PFDA	JJ5-76-2	ND	24 .	H4 2	. 42		B8G01J7	18-9EI-18	0425HL	20-9EI-18 1 .:2J	1
MeFOSAA	2J55-J1-	ND	24 .	H4 2	. 42		B8G01J7	18-9EI-18	0425HL	20-9EI-18 1 .:2J	1
ktFOSAA	2. . 1-50-6	ND	24 .	H4 2	. 42		B8G01J7	18-9EI-18	0425HL	20-9EI-18 1 .:2J	1
PFUnA	2058- . H8	ND	24 .	H4 2	. 42		B8G01J7	18-9EI-18	0425HL	20-9EI-18 1 .:2J	1
PFDoA	J07-55-1	ND	24 .	H4 2	. 42		B8G01J7	18-9EI-18	0425HL	20-9EI-18 1 .:2J	1
PFTrDA	7262. -. H8	ND	24 .	H4 2	. 42		B8G01J7	18-9EI-18	0425HL	20-9EI-18 1 .:2J	1
PFTeDA	J76-06-7	ND	24 .	H4 2	. 42		B8G01J7	18-9EI-18	0425HL	20-9EI-18 1 .:2J	1
Labeled Standards	Type	% Recovery		Limits		Qualifiers	Batch	Extracted	Samp Size	Analyzed	Dilution
1JC2-PFu xA	SURR	8647		70 - 1J0			B8G01J7	18-9EI-18	0425HL	20-9EI-18 1 .:2J	1
1JC2-PFDA	SURR	8646		70 - 1J0			B8G01J7	18-9EI-18	0425HL	20-9EI-18 1 .:2J	1
d5-ktFOSAA	SURR	105		70 - 1J0			B8G01J7	18-9EI-18	0425HL	20-9EI-18 1 .:2J	1

DL - Detection Limit

LOD - Limit of Detection  
LOQ - Limit of qEntitation

ResElts reported to the DL4

When reported, PFu xS, PFOA, PFOS, MeFOSAA and ktFOSAA inclEde both linear and branched isomers4 Only the linear isomer is reported for all other analytes4

**Sample ID: CBD-1RW07-081L**

**PAMh etdr5 378**

Client Data				Laboratory Data			
Name:	Cu 2M u ill	Matrix:	Drin3ing Water	Lab Sample:	1801762-0H	ColEmn:	Bku C18
Project:	PFAS DW Investigation CTO-08 NRL CBD	Date Collected:	1J-9EI-18 11:18	Date Received:	15-9EI-18 08:H7		

MnalEte	CMS Numocy	Crnc. (ng/b)	Db	bOD	bOQ	Qualifieys	Batcd	Pxyacte5	Samp Size	MnalEze5	Dilutirn
PFBS	J7H7J-H	ND	J46	H02	104		B8G01J7	18-9EI-18	045. L	20-9EI-18 1. :J6	1
PFu xA	J07-25-5	ND	J46	H02	104		B8G01J7	18-9EI-18	045. L	20-9EI-18 1. :J6	1
PFu pA	J7H8H.	ND	J46	H02	104		B8G01J7	18-9EI-18	045. L	20-9EI-18 1. :J6	1
PFu xS	JH456-5	ND	J46	H02	104		B8G01J7	18-9EI-18	045. L	20-9EI-18 1. :J6	1
PFOA	JJH67-1	ND	J46	H02	104		B8G01J7	18-9EI-18	045. L	20-9EI-18 1. :J6	1
PFNA	J7H. H1	ND	J46	H02	104		B8G01J7	18-9EI-18	045. L	20-9EI-18 1. :J6	1
PFOS	176J-2J-1	ND	J46	H02	104		B8G01J7	18-9EI-18	045. L	20-9EI-18 1. :J6	1
PFDA	JJH76-2	ND	J46	H02	104		B8G01J7	18-9EI-18	045. L	20-9EI-18 1. :J6	1
MeFOSAA	2JH4J1.	ND	J46	H02	104		B8G01J7	18-9EI-18	045. L	20-9EI-18 1. :J6	1
ktFOSAA	2. . 1-HD-6	ND	J46	H02	104		B8G01J7	18-9EI-18	045. L	20-9EI-18 1. :J6	1
PFUnA	20H8. 5-8	ND	J46	H02	104		B8G01J7	18-9EI-18	045. L	20-9EI-18 1. :J6	1
PFDoA	J07-HH1	ND	J46	H02	104		B8G01J7	18-9EI-18	045. L	20-9EI-18 1. :J6	1
PFTeDA	7262. -. 5-8	ND	J46	H02	104		B8G01J7	18-9EI-18	045. L	20-9EI-18 1. :J6	1
PFTeDA	J76-06-7	ND	J46	H02	104		B8G01J7	18-9EI-18	045. L	20-9EI-18 1. :J6	1

baoele5 Stan5ay5s	TEpe	% RecrveyE	bimits	Qualifieys	Batcd	Pxyacte5	Samp Size	MnalEze5	Dilutirn
1JC2-PFu xA	SURR	. 24	70 - 1J0		B8G01J7	18-9EI-18	045. L	20-9EI-18 1. :J6	1
1JC2-PFDA	SURR	. 147	70 - 1J0		B8G01J7	18-9EI-18	045. L	20-9EI-18 1. :J6	1
dHktFOSAA	SURR	. 04	70 - 1J0		B8G01J7	18-9EI-18	045. L	20-9EI-18 1. :J6	1

DL - Detection Limit

LOD - Limit of Detection  
LOQ - Limit of qEntitation

ResElts reported to the DL4

When reported, PFu xS, PFOA, PFOS, MeFOSAA and ktFOSAA inclEde both linear and branched isomers4 Only the linear isomer is reported for all other analytes4

**Sample ID: CBD-1FB07-081L**

**PAMh etdr5 378**

Client Data				Laboratory Data			
Name:	CH2M Hill	Matrix:	Drinking Water	Lab Sample:	1801762-06	Column:	BEH C18
Project:	PFAS DW Investigation CTO-08 NRL CBD	Date Collected:	13-Jul-18 11:20	Date Received:	19-Jul-18 08:57		

Metal	CMS Number	Crnc. (ng/b)	Db	bOD	bOQ	Qualifiers	Batch	Pxyact5	Samp Size	Metal5	Dilution
PFBS	375-73-5	ND	340	540	104		B8G0137	18-Jul-18	0495 L	20-Jul-18 1.:98	1
PFHxA	307-29-9	ND	340	540	104		B8G0137	18-Jul-18	0495 L	20-Jul-18 1.:98	1
PFHpA	375-85-	ND	340	540	104		B8G0137	18-Jul-18	0495 L	20-Jul-18 1.:98	1
PFHxS	355-96-9	ND	340	540	104		B8G0137	18-Jul-18	0495 L	20-Jul-18 1.:98	1
PFOA	335-67-1	ND	340	540	104		B8G0137	18-Jul-18	0495 L	20-Jul-18 1.:98	1
PFNA	375- 5-1	ND	340	540	104		B8G0137	18-Jul-18	0495 L	20-Jul-18 1.:98	1
PFOS	1763-23-1	ND	340	540	104		B8G0137	18-Jul-18	0495 L	20-Jul-18 1.:98	1
PFDA	335-76-2	ND	340	540	104		B8G0137	18-Jul-18	0495 L	20-Jul-18 1.:98	1
MeFOSAA	2355-31-	ND	340	540	104		B8G0137	18-Jul-18	0495 L	20-Jul-18 1.:98	1
EtFOSAA	2. . 1-50-6	ND	340	540	104		B8G0137	18-Jul-18	0495 L	20-Jul-18 1.:98	1
PFOxA	2058- 9-8	ND	340	540	104		B8G0137	18-Jul-18	0495 L	20-Jul-18 1.:98	1
PFDoA	307-55-1	ND	340	540	104		B8G0137	18-Jul-18	0495 L	20-Jul-18 1.:98	1
PFTeDA	7262. -. 9-8	ND	340	540	104		B8G0137	18-Jul-18	0495 L	20-Jul-18 1.:98	1
PFTeDA	376-06-7	ND	340	540	104		B8G0137	18-Jul-18	0495 L	20-Jul-18 1.:98	1
baole5 Stan5ay5s	TEpe	% RecrveyE	bimits		Qualifiers	Batch	Pxyact5	Samp Size	Metal5	Dilution	
13C2-PFHxA	SURR	8. 4	70 - 130			B8G0137	18-Jul-18	0495 L	20-Jul-18 1.:98	1	
13C2-PFDA	SURR	874	70 - 130			B8G0137	18-Jul-18	0495 L	20-Jul-18 1.:98	1	
d5-EtFOSAA	SURR	. 74	70 - 130			B8G0137	18-Jul-18	0495 L	20-Jul-18 1.:98	1	

DL - Detection Limit

LOD - Limit of Detection  
LOQ - Limit of quantitation

Results reported to the DL4

When reported, PFHxS, PFOA, PFOS, MeFOSAA and EtFOSAA include both linear and branched isomers4 Only the linear isomer is reported for all other analytes4

**Sample ID: CBD-1RW04-0718**

**EPA Method 537**

Client Data				Laboratory Data			
Name:	CH2M Hill	Matrix:	Drinking Water	Lab Sample:	1801762-07	Column:	BEH C18
Project:	PFAS DW Investigation CTO-08 NRL CBD	Date Collected:	13-Jul-18 11:96	Date Received:	19-Jul-18 08:57		

Analyte	CAS Number	Conc. (ng/L)	DL	LOD	LOQ	Qualifiers	Batch	Extracted	Samp Size	Analyzed	Dilution
PFBS	375-73-5	ND	34.5	54.	104		B8G0137	18-Jul-18	0491 L	20-Jul-18 20:01	1
PFHxA	307-29-9	ND	34.5	54.	104		B8G0137	18-Jul-18	0491 L	20-Jul-18 20:01	1
PFHpA	375-85-	ND	34.5	54.	104		B8G0137	18-Jul-18	0491 L	20-Jul-18 20:01	1
PFHxS	355-96-9	ND	34.5	54.	104		B8G0137	18-Jul-18	0491 L	20-Jul-18 20:01	1
PFOA	335-67-1	ND	34.5	54.	104		B8G0137	18-Jul-18	0491 L	20-Jul-18 20:01	1
PFNA	375- 5-1	ND	34.5	54.	104		B8G0137	18-Jul-18	0491 L	20-Jul-18 20:01	1
PFOS	1763-23-1	ND	34.5	54.	104		B8G0137	18-Jul-18	0491 L	20-Jul-18 20:01	1
PFDA	335-76-2	ND	34.5	54.	104		B8G0137	18-Jul-18	0491 L	20-Jul-18 20:01	1
MeFOSAA	2355-31-	ND	34.5	54.	104		B8G0137	18-Jul-18	0491 L	20-Jul-18 20:01	1
EtFOSAA	2. . 1-50-6	ND	34.5	54.	104		B8G0137	18-Jul-18	0491 L	20-Jul-18 20:01	1
PFOA	2058- 9-8	ND	34.5	54.	104		B8G0137	18-Jul-18	0491 L	20-Jul-18 20:01	1
PFDoA	307-55-1	ND	34.5	54.	104		B8G0137	18-Jul-18	0491 L	20-Jul-18 20:01	1
PFTeDA	7262. -. 9-8	ND	34.5	54.	104		B8G0137	18-Jul-18	0491 L	20-Jul-18 20:01	1
PFTeDA	376-06-7	ND	34.5	54.	104		B8G0137	18-Jul-18	0491 L	20-Jul-18 20:01	1
Labeled Standards	Type	% Recovery	Limits		Qualifiers	Batch	Extracted	Samp Size	Analyzed	Dilution	
13C2-PFHxA	SURR	. 84	70 - 130			B8G0137	18-Jul-18	0491 L	20-Jul-18 20:01	1	
13C2-PFDA	SURR	884	70 - 130			B8G0137	18-Jul-18	0491 L	20-Jul-18 20:01	1	
d5-EtFOSAA	SURR	. . 4	70 - 130			B8G0137	18-Jul-18	0491 L	20-Jul-18 20:01	1	

DL - Detection Limit

LOD - Limit of Detection  
LOQ - Limit of quantitation

Results reported to the DL4

When reported, PFHxS, PFOA, PFOS, MeFOSAA and EtFOSAA include both linear and branched isomers4 Only the linear isomer is reported for all other analytes4

**Sample ID: CBD-1FB04-0718**

**EPA Method 537**

Client Data				Laboratory Data			
Name:	CH2M Hill	Matrix:	Drinking Water	Lab Sample:	1801762-08	Column:	BEH C18
Project:	PFAS DW Investigation CTO-08 NRL CBD	Date Collected:	13-Jul-18 11:98	Date Received:	19-Jul-18 08:57		

Analyte	CAS Number	Conc. (ng/L)	DL	LOD	LOQ	Qualifiers	Batch	Extracted	Samp Size	Analyzed	Dilution
PFBS	375-73-5	ND	340	94.9	.46		B8G0137	18-Jul-18	0.453 L	20-Jul-18 20:19	1
PFHxA	307-29-9	ND	340	94.9	.46		B8G0137	18-Jul-18	0.453 L	20-Jul-18 20:19	1
PFHpA	375-85-	ND	340	94.9	.46		B8G0137	18-Jul-18	0.453 L	20-Jul-18 20:19	1
PFHxS	355-96-9	ND	340	94.9	.46		B8G0137	18-Jul-18	0.453 L	20-Jul-18 20:19	1
PFOA	335-67-1	ND	340	94.9	.46		B8G0137	18-Jul-18	0.453 L	20-Jul-18 20:19	1
PFNA	375- 5-1	ND	340	94.9	.46		B8G0137	18-Jul-18	0.453 L	20-Jul-18 20:19	1
PFOS	1763-23-1	ND	340	94.9	.46		B8G0137	18-Jul-18	0.453 L	20-Jul-18 20:19	1
PFDA	335-76-2	ND	340	94.9	.46		B8G0137	18-Jul-18	0.453 L	20-Jul-18 20:19	1
MeFOSAA	2355-31-	ND	340	94.9	.46		B8G0137	18-Jul-18	0.453 L	20-Jul-18 20:19	1
EtFOSAA	2- 1-50-6	ND	340	94.9	.46		B8G0137	18-Jul-18	0.453 L	20-Jul-18 20:19	1
PFOA	2058- 9-8	ND	340	94.9	.46		B8G0137	18-Jul-18	0.453 L	20-Jul-18 20:19	1
PFDoA	307-55-1	ND	340	94.9	.46		B8G0137	18-Jul-18	0.453 L	20-Jul-18 20:19	1
PFTDA	7262- - 9-8	ND	340	94.9	.46		B8G0137	18-Jul-18	0.453 L	20-Jul-18 20:19	1
PFTeDA	376-06-7	ND	340	94.9	.46		B8G0137	18-Jul-18	0.453 L	20-Jul-18 20:19	1
Labeled Standards	Type	% Recovery	Limits		Qualifiers	Batch	Extracted	Samp Size	Analyzed	Dilution	
13C2-PFHxA	SURR	.54	70 - 130			B8G0137	18-Jul-18	0.453 L	20-Jul-18 20:19	1	
13C2-PFDA	SURR	8.4	70 - 130			B8G0137	18-Jul-18	0.453 L	20-Jul-18 20:19	1	
d5-EtFOSAA	SURR	.4	70 - 130			B8G0137	18-Jul-18	0.453 L	20-Jul-18 20:19	1	

DL - Detection Limit

LOD - Limit of Detection  
LOQ - Limit of quantitation

Results reported to the DL4

When reported, PFHxS, PFOA, PFOS, MeFOSAA and EtFOSAA include both linear and branched isomers4 Only the linear isomer is reported for all other analytes4



**Sample ID: CBD-1RW07-081L**

**PAMh etdr5 738**

Client Data				Laboratory Data			
Name:	Cu 2M u ill	Matrix:	Drinking Water	Lab Sample:	1801762-0H	Column:	Bku C18
Project:	PFAS DW Investigation CTO-08 NRL CBD	Date Collected:	1J-9EI-18 12:0J	Date Received:	15-9EI-18 08:47		

Metal	CMS Numoy	Crnc. (ng/b)	Db	bOD	bOQ	Qualifey	Batcd	Pxyacte5	Samp Size	MnalEze5	Dilutirn
PFBS	J74-7J-4	ND	J.OH	4.08	10.2		B8G01J7	18-9EI-18	0.256 L	20-9EI-18 20:27	1
PFu xA	J07-25-5	ND	J.OH	4.08	10.2		B8G01J7	18-9EI-18	0.256 L	20-9EI-18 20:27	1
PFu pA	J74-84-H	ND	J.OH	4.08	10.2		B8G01J7	18-9EI-18	0.256 L	20-9EI-18 20:27	1
PFu xS	J44-56-5	ND	J.OH	4.08	10.2		B8G01J7	18-9EI-18	0.256 L	20-9EI-18 20:27	1
PFOA	JJ4-67-1	ND	J.OH	4.08	10.2		B8G01J7	18-9EI-18	0.256 L	20-9EI-18 20:27	1
PFNA	J74-H4-1	ND	J.OH	4.08	10.2		B8G01J7	18-9EI-18	0.256 L	20-9EI-18 20:27	1
PFOS	176J-2J-1	ND	J.OH	4.08	10.2		B8G01J7	18-9EI-18	0.256 L	20-9EI-18 20:27	1
PFDA	JJ4-76-2	ND	J.OH	4.08	10.2		B8G01J7	18-9EI-18	0.256 L	20-9EI-18 20:27	1
MeFOSAA	2J44-J1-H	ND	J.OH	4.08	10.2		B8G01J7	18-9EI-18	0.256 L	20-9EI-18 20:27	1
ktFOSAA	2H4-40-6	ND	J.OH	4.08	10.2		B8G01J7	18-9EI-18	0.256 L	20-9EI-18 20:27	1
PFUnA	2048-H5-8	ND	J.OH	4.08	10.2		B8G01J7	18-9EI-18	0.256 L	20-9EI-18 20:27	1
PFDaA	J07-44-1	ND	J.OH	4.08	10.2		B8G01J7	18-9EI-18	0.256 L	20-9EI-18 20:27	1
PFTDA	7262H5-8	ND	J.OH	4.08	10.2		B8G01J7	18-9EI-18	0.256 L	20-9EI-18 20:27	1
PFTeDA	J76-06-7	ND	J.OH	4.08	10.2		B8G01J7	18-9EI-18	0.256 L	20-9EI-18 20:27	1
baole5 Stan5ay5s	TEpe	% RecrveyE	bimits	Qualifey	Batcd	Pxyacte5	Samp Size	MnalEze5	Dilutirn		
1JC2-PFu xA	SURR	H5.7	70 - 1J0		B8G01J7	18-9EI-18	0.256 L	20-9EI-18 20:27	1		
1JC2-PFDA	SURR	H0J	70 - 1J0		B8G01J7	18-9EI-18	0.256 L	20-9EI-18 20:27	1		
d4-ktFOSAA	SURR	H7.0	70 - 1J0		B8G01J7	18-9EI-18	0.256 L	20-9EI-18 20:27	1		

DL - Detection Limit

LOD - Limit of Detection  
LOQ - Limit of qEntitation

ResElts reported to the DL.

When reported, PFu xS, PFOA, PFOS, MeFOSAA and ktFOSAA inclEde both linear and branched isomers. Only the linear isomer is reported for all other analytes.

**Sample ID: CBD-1FB07-081L**

**PAMh etdr5 738**

Client Data				Laboratory Data			
Name:	CH2M Hill	Matrix:	Drinking Water	Lab Sample:	1801762-10	Column:	BEH C18
Project:	PFAS DW Investigation CTO-08 NRL CBD	Date Collected:	13-Jul-18 12:09	Date Received:	15-Jul-18 08:97		

Metal	CMS Num	Crnc. (ng/b)	Db	bOD	bOQ	Qualifiers	Batcd	Pxyact5	Samp Size	Metal5	Dilutrn
PFBS	379-73-9	ND	24.6	588	.479		B8G0137	18-Jul-18	0.296 L	20-Jul-18 20:50	1
PFHxA	307-25-5	ND	24.6	588	.479		B8G0137	18-Jul-18	0.296 L	20-Jul-18 20:50	1
PFHpA	379-89-	ND	24.6	588	.479		B8G0137	18-Jul-18	0.296 L	20-Jul-18 20:50	1
PFHxS	399-56-5	ND	24.6	588	.479		B8G0137	18-Jul-18	0.296 L	20-Jul-18 20:50	1
PFOA	339-67-1	ND	24.6	588	.479		B8G0137	18-Jul-18	0.296 L	20-Jul-18 20:50	1
PFNA	379-9-1	ND	24.6	588	.479		B8G0137	18-Jul-18	0.296 L	20-Jul-18 20:50	1
PFOS	1763-23-1	ND	24.6	588	.479		B8G0137	18-Jul-18	0.296 L	20-Jul-18 20:50	1
PFDA	339-76-2	ND	24.6	588	.479		B8G0137	18-Jul-18	0.296 L	20-Jul-18 20:50	1
MeFOSAA	2399-31-	ND	24.6	588	.479		B8G0137	18-Jul-18	0.296 L	20-Jul-18 20:50	1
EtFOSAA	2-1-90-6	ND	24.6	588	.479		B8G0137	18-Jul-18	0.296 L	20-Jul-18 20:50	1
PFUnA	2098-5-8	ND	24.6	588	.479		B8G0137	18-Jul-18	0.296 L	20-Jul-18 20:50	1
PFDoA	307-99-1	ND	24.6	588	.479		B8G0137	18-Jul-18	0.296 L	20-Jul-18 20:50	1
PFTeDA	7262-5-8	ND	24.6	588	.479		B8G0137	18-Jul-18	0.296 L	20-Jul-18 20:50	1
PFTeDA	376-06-7	ND	24.6	588	.479		B8G0137	18-Jul-18	0.296 L	20-Jul-18 20:50	1

Sample	Type	% Recovery	Limits	Qualifiers	Batcd	Pxyact5	Samp Size	Metal5	Dilutrn
13C2-PFHxA	SURR	.74	70 - 130		B8G0137	18-Jul-18	0.296 L	20-Jul-18 20:50	1
13C2-PFDA	SURR	.14	70 - 130		B8G0137	18-Jul-18	0.296 L	20-Jul-18 20:50	1
d9-EtFOSAA	SURR	.14	70 - 130		B8G0137	18-Jul-18	0.296 L	20-Jul-18 20:50	1

DL - Detection Limit

LOD - Limit of Detection  
LOQ - Limit of quantitation

Results reported to the DL4

When reported, PFHxS, PFOA, PFOS, MeFOSAA and EtFOSAA include both linear and branched isomers. Only the linear isomer is reported for all other analytes.

**Sample ID: CBD-1RW06-0718**

**EPA Method 537**

Client Data					Laboratory Data						
Name:	CH2M Hill	Matrix:	Drinking Water		Lab Sample:	1801762-11	Column:	BEH C18			
Project:	PFAS DW Investigation CTO-08 NRL CBD	Date Collected:	13-Jul-18 19:15		Date Received:	19-Jul-18 08:47					

Analyte	CAS Number	Conc. (ng/L)	DL	LOD	LOQ	Qualifiers	Batch	Extracted	Samp Size	Analyzed	Dilution
PFBS	374-73-4	ND	3.07	4.09	10.1		B8G0137	18-Jul-18	0.298 L	20-Jul-18 20:42	1
PFHxA	307-29-9	ND	3.07	4.09	10.1		B8G0137	18-Jul-18	0.298 L	20-Jul-18 20:42	1
PFHpA	374-84-5	ND	3.07	4.09	10.1		B8G0137	18-Jul-18	0.298 L	20-Jul-18 20:42	1
PFHxS	344-96-9	ND	3.07	4.09	10.1		B8G0137	18-Jul-18	0.298 L	20-Jul-18 20:42	1
PFOA	334-67-1	ND	3.07	4.09	10.1		B8G0137	18-Jul-18	0.298 L	20-Jul-18 20:42	1
PFNA	374-54-1	ND	3.07	4.09	10.1		B8G0137	18-Jul-18	0.298 L	20-Jul-18 20:42	1
PFOS	1763-23-1	ND	3.07	4.09	10.1		B8G0137	18-Jul-18	0.298 L	20-Jul-18 20:42	1
PFDA	334-76-2	ND	3.07	4.09	10.1		B8G0137	18-Jul-18	0.298 L	20-Jul-18 20:42	1
MeFOSAA	2344-31-5	ND	3.07	4.09	10.1		B8G0137	18-Jul-18	0.298 L	20-Jul-18 20:42	1
EtFOSAA	2551-40-6	ND	3.07	4.09	10.1		B8G0137	18-Jul-18	0.298 L	20-Jul-18 20:42	1
PFUnA	2048-59-8	ND	3.07	4.09	10.1		B8G0137	18-Jul-18	0.298 L	20-Jul-18 20:42	1
PFDoA	307-44-1	ND	3.07	4.09	10.1		B8G0137	18-Jul-18	0.298 L	20-Jul-18 20:42	1
PFTrDA	72625-59-8	ND	3.07	4.09	10.1		B8G0137	18-Jul-18	0.298 L	20-Jul-18 20:42	1
PFTeDA	376-06-7	ND	3.07	4.09	10.1		B8G0137	18-Jul-18	0.298 L	20-Jul-18 20:42	1
Labeled Standards	Type	% Recovery	Limits		Qualifiers	Batch	Extracted	Samp Size	Analyzed	Dilution	
13C2-PFHxA	SURR	54.7	70 - 130			B8G0137	18-Jul-18	0.298 L	20-Jul-18 20:42	1	
13C2-PFDA	SURR	83.0	70 - 130			B8G0137	18-Jul-18	0.298 L	20-Jul-18 20:42	1	
d4-EtFOSAA	SURR	81.2	70 - 130			B8G0137	18-Jul-18	0.298 L	20-Jul-18 20:42	1	

DL - Detection Limit

LOD - Limit of Detection  
LOQ - Limit of quantitation

Results reported to the DL.

When reported, PFHxS, PFOA, PFOS, MeFOSAA and EtFOSAA include both linear and branched isomers. Only the linear isomer is reported for all other analytes.

**Sample ID: CBD-1FB06-0718**

**EPA Method 537**

Client Data				Laboratory Data			
Name:	CH2M Hill	Matrix:	Drinking Water	Lab Sample:	1801762-12	Column:	BEH C18
Project:	PFAS DW Investigation CTO-08 NRL CBD	Date Collected:	13-Jul-18 19:21	Date Received:	19-Jul-18 08:57		

Analyte	CAS Number	Conc. (ng/L)	DL	LOD	LOQ	Qualifiers	Batch	Extracted	Samp Size	Analyzed	Dilution
PFBS	375-73-5	ND	340	527	1045		B8. 0137	18-Jul-18	0437 L	20-Jul-18 21:05	1
PFHxA	307-29-9	ND	340	527	1045		B8. 0137	18-Jul-18	0437 L	20-Jul-18 21:05	1
PFHpA	375-85-G	ND	340	527	1045		B8. 0137	18-Jul-18	0437 L	20-Jul-18 21:05	1
PFHxS	355-96-9	ND	340	527	1045		B8. 0137	18-Jul-18	0437 L	20-Jul-18 21:05	1
PFOA	335-67-1	ND	340	527	1045		B8. 0137	18-Jul-18	0437 L	20-Jul-18 21:05	1
PFNA	375-65-1	ND	340	527	1045		B8. 0137	18-Jul-18	0437 L	20-Jul-18 21:05	1
PFOS	1763-23-1	ND	340	527	1045		B8. 0137	18-Jul-18	0437 L	20-Jul-18 21:05	1
PFDA	335-76-2	ND	340	527	1045		B8. 0137	18-Jul-18	0437 L	20-Jul-18 21:05	1
MeFOSAA	2355-31-G	ND	340	527	1045		B8. 0137	18-Jul-18	0437 L	20-Jul-18 21:05	1
EtFOSAA	2661-50-6	ND	340	527	1045		B8. 0137	18-Jul-18	0437 L	20-Jul-18 21:05	1
PFOxA	2058-09-8	ND	340	527	1045		B8. 0137	18-Jul-18	0437 L	20-Jul-18 21:05	1
PFDoA	307-55-1	ND	340	527	1045		B8. 0137	18-Jul-18	0437 L	20-Jul-18 21:05	1
PFTeDA	7262-09-8	ND	340	527	1045		B8. 0137	18-Jul-18	0437 L	20-Jul-18 21:05	1
PFTeDA	376-06-7	ND	340	527	1045		B8. 0137	18-Jul-18	0437 L	20-Jul-18 21:05	1
Labeled Standards	Type	% Recovery	Limits		Qualifiers	Batch	Extracted	Samp Size	Analyzed	Dilution	
13C2-PFHxA	SURR	614	70 - 130			B8. 0137	18-Jul-18	0437 L	20-Jul-18 21:05	1	
13C2-PFDA	SURR	834	70 - 130			B8. 0137	18-Jul-18	0437 L	20-Jul-18 21:05	1	
d5-EtFOSAA	SURR	102	70 - 130			B8. 0137	18-Jul-18	0437 L	20-Jul-18 21:05	1	

DL - Detection Limit

LOD - Limit of Detection  
LOQ - Limit of quantitation

Results reported to the DL4

When reported, PFHxS, PFOA, PFOS, MeFOSAA and EtFOSAA include both linear and branched isomers4 Only the linear isomer is reported for all other analytes4

**Sample ID: CBD-1RW07-0718**

**EPA Method 537**

Client Data				Laboratory Data			
Name:	Cu 2M u ill	Matrix:	Drin3ing Water	Lab Sample:	1801762-1H	ColEmn:	Bku C18
Project:	PFAS DW Investigation CTO-08 NRL CBD	Date Collected:	1HJEI-18 19:55	Date Received:	19-JEI-18 08:57		

Analyte	CAS Number	Conc. (ng/L)	DL	LOD	LOQ	Qualifiers	Batch	Extracted	Samp Size	Analyzed	Dilution
PFBS	H75-7H5	ND	H05	502	100		B8. 01H7	18-JEI-18	009GL	20-JEI-18 21:18	1
PFu xA	H07-29-9	ND	H05	502	100		B8. 01H7	18-JEI-18	009GL	20-JEI-18 21:18	1
PFu pA	H75-85-G	ND	H05	502	100		B8. 01H7	18-JEI-18	009GL	20-JEI-18 21:18	1
PFu xS	H55-96-9	ND	H05	502	100		B8. 01H7	18-JEI-18	009GL	20-JEI-18 21:18	1
PFOA	H5-67-1	ND	H05	502	100		B8. 01H7	18-JEI-18	009GL	20-JEI-18 21:18	1
PFNA	H75-G5-1	ND	H05	502	100		B8. 01H7	18-JEI-18	009GL	20-JEI-18 21:18	1
PFOS	176H2H1	ND	H05	502	100		B8. 01H7	18-JEI-18	009GL	20-JEI-18 21:18	1
PFDA	H5-76-2	ND	H05	502	100		B8. 01H7	18-JEI-18	009GL	20-JEI-18 21:18	1
MeFOSAA	2H55-HI-G	ND	H05	502	100		B8. 01H7	18-JEI-18	009GL	20-JEI-18 21:18	1
ktFOSAA	2GGI-50-6	ND	H05	502	100		B8. 01H7	18-JEI-18	009GL	20-JEI-18 21:18	1
PFUnA	2058-G0-8	ND	H05	502	100		B8. 01H7	18-JEI-18	009GL	20-JEI-18 21:18	1
PFD0A	H07-55-1	ND	H05	502	100		B8. 01H7	18-JEI-18	009GL	20-JEI-18 21:18	1
PFTrDA	7262G-G0-8	ND	H05	502	100		B8. 01H7	18-JEI-18	009GL	20-JEI-18 21:18	1
PFTeDA	H76-06-7	ND	H05	502	100		B8. 01H7	18-JEI-18	009GL	20-JEI-18 21:18	1
Labeled Standards	Type	% Recovery		Limits		Qualifiers	Batch	Extracted	Samp Size	Analyzed	Dilution
1HC2-PFu xA	SURR	G46		70 - 1H0			B8. 01H7	18-JEI-18	009GL	20-JEI-18 21:18	1
1HC2-PFDA	SURR	8G0		70 - 1H0			B8. 01H7	18-JEI-18	009GL	20-JEI-18 21:18	1
d5-ktFOSAA	SURR	G54		70 - 1H0			B8. 01H7	18-JEI-18	009GL	20-JEI-18 21:18	1

DL - Detection Limit

LOD - Limit of Detection  
LOQ - Limit of qEntitation

ResElts reported to the DL4

When reported, PFu xS, PFOA, PFOS, MeFOSAA and ktFOSAA inclEde both linear and branched isomers4 Only the linear isomer is reported for all other analytes4

**Sample ID: CBD-1FB07-0718**

**EPA Method 537**

Client Data				Laboratory Data			
Name:	Cu 2M u ill	Matrix:	Drin3ing Water	Lab Sample:	1801762-1H	ColEmn:	Bku C18
Project:	PFAS DW Investigation CTO-08 NRL CBD	Date Collected:	1J-9EI-18 1H57	Date Received:	1H9EI-18 08:57		

Analyte	CAS Number	Conc. (ng/L)	DL	LOD	LOQ	Qualifiers	Batch	Extracted	Samp Size	Analyzed	Dilution
PFBS	J75-7J-5	ND	J4H	5400	1040		B8. 01J7	18-9EI-18	04250 L	20-9EI-18 21:J1	1
PFu xA	J07-2HH	ND	J4H	5400	1040		B8. 01J7	18-9EI-18	04250 L	20-9EI-18 21:J1	1
PFu pA	J75-85-G	ND	J4H	5400	1040		B8. 01J7	18-9EI-18	04250 L	20-9EI-18 21:J1	1
PFu xS	J55-H6-H	ND	J4H	5400	1040		B8. 01J7	18-9EI-18	04250 L	20-9EI-18 21:J1	1
PFOA	JJ5-67-1	ND	J4H	5400	1040		B8. 01J7	18-9EI-18	04250 L	20-9EI-18 21:J1	1
PFNA	J75-G5-1	ND	J4H	5400	1040		B8. 01J7	18-9EI-18	04250 L	20-9EI-18 21:J1	1
PFOS	176J-2J-1	ND	J4H	5400	1040		B8. 01J7	18-9EI-18	04250 L	20-9EI-18 21:J1	1
PFDA	JJ5-76-2	ND	J4H	5400	1040		B8. 01J7	18-9EI-18	04250 L	20-9EI-18 21:J1	1
MeFOSAA	2J55-J1-G	ND	J4H	5400	1040		B8. 01J7	18-9EI-18	04250 L	20-9EI-18 21:J1	1
ktFOSAA	2GGI-50-6	ND	J4H	5400	1040		B8. 01J7	18-9EI-18	04250 L	20-9EI-18 21:J1	1
PFUnA	2058-GH8	ND	J4H	5400	1040		B8. 01J7	18-9EI-18	04250 L	20-9EI-18 21:J1	1
PFD0A	J07-55-1	ND	J4H	5400	1040		B8. 01J7	18-9EI-18	04250 L	20-9EI-18 21:J1	1
PFTrDA	7262G-GH8	ND	J4H	5400	1040		B8. 01J7	18-9EI-18	04250 L	20-9EI-18 21:J1	1
PFTeDA	J76-06-7	ND	J4H	5400	1040		B8. 01J7	18-9EI-18	04250 L	20-9EI-18 21:J1	1
Labeled Standards	Type	% Recovery		Limits		Qualifiers	Batch	Extracted	Samp Size	Analyzed	Dilution
1JC2-PFu xA	SURR	G4I		70 - 1J0			B8. 01J7	18-9EI-18	04250 L	20-9EI-18 21:J1	1
1JC2-PFDA	SURR	864		70 - 1J0			B8. 01J7	18-9EI-18	04250 L	20-9EI-18 21:J1	1
d5-ktFOSAA	SURR	10G		70 - 1J0			B8. 01J7	18-9EI-18	04250 L	20-9EI-18 21:J1	1

DL - Detection Limit

LOD - Limit of Detection  
LOQ - Limit of qEntitation

ResElts reported to the DL4

When reported, PFu xS, PFOA, PFOS, MeFOSAA and ktFOSAA inclEde both linear and branched isomers4 Only the linear isomer is reported for all other analytes4

**Sample ID: CBD-1RW07-0817**

**EPA Method 538**

Client Data				Laboratory Data			
Name:	Cu 2M u ill	Matrix:	Drin3ing Water	Lab Sample:	1801762-1H	ColEmn:	Bku C18
Project:	PFAS DW Investigation CTO-08 NRL CBD	Date Collected:	1J-9EI-18 1H58	Date Received:	15-9EI-18 08:H7		

Analyte	CAS Number	Conc. (ng/L)	DL	LOD	LOQ	Qualifiers	Batch	Extracted	Samp Size	Analyzed	Dilution
PFBS	J7H7J-H	ND	J46	H05	104		B8. 01J7	18-9EI-18	0458 L	20-9EI-18 21:55	1
PFu xA	J07-25-5	ND	J46	H05	104		B8. 01J7	18-9EI-18	0458 L	20-9EI-18 21:55	1
PFu pA	J7H8HG	ND	J46	H05	104		B8. 01J7	18-9EI-18	0458 L	20-9EI-18 21:55	1
PFu xS	JH456-5	ND	J46	H05	104		B8. 01J7	18-9EI-18	0458 L	20-9EI-18 21:55	1
PFOA	JJH67-1	ND	J46	H05	104		B8. 01J7	18-9EI-18	0458 L	20-9EI-18 21:55	1
PFNA	J7HGH1	ND	J46	H05	104		B8. 01J7	18-9EI-18	0458 L	20-9EI-18 21:55	1
PFOS	176J-2J-1	ND	J46	H05	104		B8. 01J7	18-9EI-18	0458 L	20-9EI-18 21:55	1
PFDA	JJH76-2	ND	J46	H05	104		B8. 01J7	18-9EI-18	0458 L	20-9EI-18 21:55	1
MeFOSAA	2JHHJ1-G	ND	J46	H05	104		B8. 01J7	18-9EI-18	0458 L	20-9EI-18 21:55	1
ktFOSAA	2GGI-HD-6	ND	J46	H05	104		B8. 01J7	18-9EI-18	0458 L	20-9EI-18 21:55	1
PFUnA	20H8-G8-8	ND	J46	H05	104		B8. 01J7	18-9EI-18	0458 L	20-9EI-18 21:55	1
PFDoA	J07-HH1	ND	J46	H05	104		B8. 01J7	18-9EI-18	0458 L	20-9EI-18 21:55	1
PFTrDA	7262G-G8-8	ND	J46	H05	104		B8. 01J7	18-9EI-18	0458 L	20-9EI-18 21:55	1
PFTeDA	J76-06-7	ND	J46	H05	104		B8. 01J7	18-9EI-18	0458 L	20-9EI-18 21:55	1
Labeled Standards	Type	% Recovery	Limits		Qualifiers	Batch	Extracted	Samp Size	Analyzed	Dilution	
1JC2-PFu xA	SURR	614	70 - 1J0			B8. 01J7	18-9EI-18	0458 L	20-9EI-18 21:55	1	
1JC2-PFDA	SURR	854	70 - 1J0			B8. 01J7	18-9EI-18	0458 L	20-9EI-18 21:55	1	
dHktFOSAA	SURR	24G	70 - 1J0			B8. 01J7	18-9EI-18	0458 L	20-9EI-18 21:55	1	

DL - Detection Limit

LOD - Limit of Detection  
LOQ - Limit of qEntitation

ResElts reported to the DL4

When reported, PFu xS, PFOA, PFOS, MeFOSAA and ktFOSAA inclEde both linear and branched isomers4 Only the linear isomer is reported for all other analytes4

**Sample ID: CBD-1FB07-0817**

**EPA Method 538**

Client Data				Laboratory Data			
Name:	CH2M Hill	Matrix:	Drinking Water	Lab Sample:	1801762-16	Column:	BEH C18
Project:	PFAS DW Investigation CTO-08 NRL CBD	Date Collected:	13-Jul-18 19:90	Date Received:	15-Jul-18 08:97		

Analyte	CAS Number	Conc. (ng/L)	DL	LOD	LOQ	Qualifiers	Batch	Extracted	Samp Size	Analyzed	Dilution
PFBS	379-73-9	ND	341	54.6	.42		B8G0137	18-Jul-18	0492 L	20-Jul-18 21:96	1
PFHxA	307-25-5	ND	341	54.6	.42		B8G0137	18-Jul-18	0492 L	20-Jul-18 21:96	1
PFHpA	379-89-	ND	341	54.6	.42		B8G0137	18-Jul-18	0492 L	20-Jul-18 21:96	1
PFHxS	399-56-5	ND	341	54.6	.42		B8G0137	18-Jul-18	0492 L	20-Jul-18 21:96	1
PFOA	339-67-1	ND	341	54.6	.42		B8G0137	18-Jul-18	0492 L	20-Jul-18 21:96	1
PFNA	379- 9-1	ND	341	54.6	.42		B8G0137	18-Jul-18	0492 L	20-Jul-18 21:96	1
PFOS	1763-23-1	ND	341	54.6	.42		B8G0137	18-Jul-18	0492 L	20-Jul-18 21:96	1
PFDA	339-76-2	ND	341	54.6	.42		B8G0137	18-Jul-18	0492 L	20-Jul-18 21:96	1
MeFOSAA	2399-31-	ND	341	54.6	.42		B8G0137	18-Jul-18	0492 L	20-Jul-18 21:96	1
EtFOSAA	2- 1-90-6	ND	341	54.6	.42		B8G0137	18-Jul-18	0492 L	20-Jul-18 21:96	1
PFUnA	2098- 5-8	ND	341	54.6	.42		B8G0137	18-Jul-18	0492 L	20-Jul-18 21:96	1
PFDoA	307-99-1	ND	341	54.6	.42		B8G0137	18-Jul-18	0492 L	20-Jul-18 21:96	1
PFTeDA	7262- - 5-8	ND	341	54.6	.42		B8G0137	18-Jul-18	0492 L	20-Jul-18 21:96	1
PFTeDA	376-06-7	ND	341	54.6	.42		B8G0137	18-Jul-18	0492 L	20-Jul-18 21:96	1
Labeled Standards	Type	% Recovery		Limits		Qualifiers	Batch	Extracted	Samp Size	Analyzed	Dilution
13C2-PFHxA	SURR	.34		70 - 130			B8G0137	18-Jul-18	0492 L	20-Jul-18 21:96	1
13C2-PFDA	SURR	87.8		70 - 130			B8G0137	18-Jul-18	0492 L	20-Jul-18 21:96	1
d9-EtFOSAA	SURR	107		70 - 130			B8G0137	18-Jul-18	0492 L	20-Jul-18 21:96	1

DL - Detection Limit

LOD - Limit of Detection  
LOQ - Limit of quantitation

Results reported to the DL4

When reported, PFHxS, PFOA, PFOS, MeFOSAA and EtFOSAA include both linear and branched isomers<sup>4</sup> Only the linear isomer is reported for all other analytes<sup>4</sup>



**Sample ID: CBD-1RW09-0718**

**EPA Method 537**

Client Data				Laboratory Data			
Name:	CH2M Hill	Matrix:	Drinking Water	Lab Sample:	1801762-17	Column:	BEH C18
Project:	PFAS DW Investigation CTO-08 NRL CBD	Date Collected:	13-Jul-18 16:29	Date Received:	15-Jul-18 08:97		

Analyte	CAS Number	Conc. (ng/L)	DL	LOD	LOQ	Qualifiers	Batch	Extracted	Samp Size	Analyzed	Dilution
PFBS	379-73-9	ND	349	94.	1045		B8G0137	18-Jul-18	0451 L	20-Jul-18 22:0.	1
PFHxA	307-25-5	ND	349	94.	1045		B8G0137	18-Jul-18	0451 L	20-Jul-18 22:0.	1
PFHpA	379-89-	ND	349	94.	1045		B8G0137	18-Jul-18	0451 L	20-Jul-18 22:0.	1
PFHxS	399-56-5	ND	349	94.	1045		B8G0137	18-Jul-18	0451 L	20-Jul-18 22:0.	1
PFOA	339-67-1	ND	349	94.	1045		B8G0137	18-Jul-18	0451 L	20-Jul-18 22:0.	1
PFNA	379- 9-1	ND	349	94.	1045		B8G0137	18-Jul-18	0451 L	20-Jul-18 22:0.	1
PFOS	1763-23-1	ND	349	94.	1045		B8G0137	18-Jul-18	0451 L	20-Jul-18 22:0.	1
PFDA	339-76-2	ND	349	94.	1045		B8G0137	18-Jul-18	0451 L	20-Jul-18 22:0.	1
MeFOSAA	2399-31-	ND	349	94.	1045		B8G0137	18-Jul-18	0451 L	20-Jul-18 22:0.	1
EtFOSAA	2. . 1-90-6	ND	349	94.	1045		B8G0137	18-Jul-18	0451 L	20-Jul-18 22:0.	1
PFOxA	2098-. 5-8	ND	349	94.	1045		B8G0137	18-Jul-18	0451 L	20-Jul-18 22:0.	1
PFDoA	307-99-1	ND	349	94.	1045		B8G0137	18-Jul-18	0451 L	20-Jul-18 22:0.	1
PFTeDA	7262. -. 5-8	ND	349	94.	1045		B8G0137	18-Jul-18	0451 L	20-Jul-18 22:0.	1
PFTeDA	376-06-7	ND	349	94.	1045		B8G0137	18-Jul-18	0451 L	20-Jul-18 22:0.	1
Labeled Standards	Type	% Recovery	Limits		Qualifiers	Batch	Extracted	Samp Size	Analyzed	Dilution	
13C2-PFHxA	SURR	. 945	70 - 130			B8G0137	18-Jul-18	0451 L	20-Jul-18 22:0.	1	
13C2-PFDA	SURR	8. 45	70 - 130			B8G0137	18-Jul-18	0451 L	20-Jul-18 22:0.	1	
d9-EtFOSAA	SURR	834	70 - 130			B8G0137	18-Jul-18	0451 L	20-Jul-18 22:0.	1	

DL - Detection Limit

LOD - Limit of Detection  
LOQ - Limit of quantitation

Results reported to the DL4

When reported, PFHxS, PFOA, PFOS, MeFOSAA and EtFOSAA include both linear and branched isomers4 Only the linear isomer is reported for all other analytes4

**Sample ID: CBD-1FB09-0718**

**EPA Method 537**

Client Data				Laboratory Data			
Name:	CH2M Hill	Matrix:	Drinking Water	Lab Sample:	1801762-18	Column:	BEH C18
Project:	PFAS DW Investigation CTO-08 NRL CBD	Date Collected:	13-Jul-18 16:27	Date Received:	19-Jul-18 08:57		

Analyte	CAS Number	Conc. (ng/L)	DL	LOD	LOQ	Qualifiers	Batch	Extracted	Samp Size	Analyzed	Dilution
PFBS	375-73-5	ND	345	540	104		B8. 0137	18-Jul-18	0450 L	20-Jul-18 22:22	1
PFHxA	307-29-9	ND	345	540	104		B8. 0137	18-Jul-18	0450 L	20-Jul-18 22:22	1
PFHpA	375-85-G	ND	345	540	104		B8. 0137	18-Jul-18	0450 L	20-Jul-18 22:22	1
PFHxS	355-96-9	ND	345	540	104		B8. 0137	18-Jul-18	0450 L	20-Jul-18 22:22	1
PFOA	335-67-1	ND	345	540	104		B8. 0137	18-Jul-18	0450 L	20-Jul-18 22:22	1
PFNA	375-65-1	ND	345	540	104		B8. 0137	18-Jul-18	0450 L	20-Jul-18 22:22	1
PFOS	1763-23-1	ND	345	540	104		B8. 0137	18-Jul-18	0450 L	20-Jul-18 22:22	1
PFDA	335-76-2	ND	345	540	104		B8. 0137	18-Jul-18	0450 L	20-Jul-18 22:22	1
MeFOSAA	2355-31-G	ND	345	540	104		B8. 0137	18-Jul-18	0450 L	20-Jul-18 22:22	1
EtFOSAA	2661-50-6	ND	345	540	104		B8. 0137	18-Jul-18	0450 L	20-Jul-18 22:22	1
PFOA	335-67-1	ND	345	540	104		B8. 0137	18-Jul-18	0450 L	20-Jul-18 22:22	1
PFUnA	2058-09-8	ND	345	540	104		B8. 0137	18-Jul-18	0450 L	20-Jul-18 22:22	1
PFDoA	307-55-1	ND	345	540	104		B8. 0137	18-Jul-18	0450 L	20-Jul-18 22:22	1
PFTeDA	7262-09-8	ND	345	540	104		B8. 0137	18-Jul-18	0450 L	20-Jul-18 22:22	1
PFTeDA	376-06-7	ND	345	540	104		B8. 0137	18-Jul-18	0450 L	20-Jul-18 22:22	1
Labeled Standards	Type	% Recovery	Limits		Qualifiers	Batch	Extracted	Samp Size	Analyzed	Dilution	
13C2-PFHxA	SURR	884	70 - 130			B8. 0137	18-Jul-18	0450 L	20-Jul-18 22:22	1	
13C2-PFDA	SURR	865	70 - 130			B8. 0137	18-Jul-18	0450 L	20-Jul-18 22:22	1	
d5-EtFOSAA	SURR	104	70 - 130			B8. 0137	18-Jul-18	0450 L	20-Jul-18 22:22	1	

DL - Detection Limit

LOD - Limit of Detection  
LOQ - Limit of quantitation

Results reported to the DL4

When reported, PFHxS, PFOA, PFOS, MeFOSAA and EtFOSAA include both linear and branched isomers4 Only the linear isomer is reported for all other analytes4

**Sample ID: CBD-1RW10-0718**

**EPA Method 537**

Client Data				Laboratory Data			
Name:	Cu 2M u ill	Matrix:	Drin3ing Water	Lab Sample:	1801762-1H	ColEmn:	Bku C18
Project:	PFAS DW Investigation CTO-08 NRL CBD	Date Collected:	1J-9EI-18 16:50	Date Received:	15-9EI-18 08:47		

Analyte	CAS Number	Conc. (ng/L)	DL	LOD	LOQ	Qualifiers	Batch	Extracted	Samp Size	Analyzed	Dilution
PFBS	J74-7J-4	ND	J.1H	4.24	10.4		B8G01J7	18-9EI-18	0.2J8 L	20-9EI-18 22:J4	1
PFu xA	J07-25-5	ND	J.1H	4.24	10.4		B8G01J7	18-9EI-18	0.2J8 L	20-9EI-18 22:J4	1
PFu pA	J74-84-H	ND	J.1H	4.24	10.4		B8G01J7	18-9EI-18	0.2J8 L	20-9EI-18 22:J4	1
PFu xS	J44-56-5	ND	J.1H	4.24	10.4		B8G01J7	18-9EI-18	0.2J8 L	20-9EI-18 22:J4	1
PFOA	JJ4-67-1	ND	J.1H	4.24	10.4		B8G01J7	18-9EI-18	0.2J8 L	20-9EI-18 22:J4	1
PFNA	J74-H4-1	ND	J.1H	4.24	10.4		B8G01J7	18-9EI-18	0.2J8 L	20-9EI-18 22:J4	1
PFOS	176J-2J-1	ND	J.1H	4.24	10.4		B8G01J7	18-9EI-18	0.2J8 L	20-9EI-18 22:J4	1
PFDA	JJ4-76-2	ND	J.1H	4.24	10.4		B8G01J7	18-9EI-18	0.2J8 L	20-9EI-18 22:J4	1
MeFOSAA	2J44-J1-H	ND	J.1H	4.24	10.4		B8G01J7	18-9EI-18	0.2J8 L	20-9EI-18 22:J4	1
ktFOSAA	2HH-40-6	ND	J.1H	4.24	10.4		B8G01J7	18-9EI-18	0.2J8 L	20-9EI-18 22:J4	1
PFUnA	2048-H5-8	ND	J.1H	4.24	10.4		B8G01J7	18-9EI-18	0.2J8 L	20-9EI-18 22:J4	1
PFDoA	J07-44-1	ND	J.1H	4.24	10.4		B8G01J7	18-9EI-18	0.2J8 L	20-9EI-18 22:J4	1
PFTrDA	7262HH5-8	ND	J.1H	4.24	10.4		B8G01J7	18-9EI-18	0.2J8 L	20-9EI-18 22:J4	1
PFTeDA	J76-06-7	ND	J.1H	4.24	10.4		B8G01J7	18-9EI-18	0.2J8 L	20-9EI-18 22:J4	1
Labeled Standards	Type	% Recovery		Limits		Qualifiers	Batch	Extracted	Samp Size	Analyzed	Dilution
1JC2-PFu xA	SURR	H1.0		70 - 1J0			B8G01J7	18-9EI-18	0.2J8 L	20-9EI-18 22:J4	1
1JC2-PFDA	SURR	8J.1		70 - 1J0			B8G01J7	18-9EI-18	0.2J8 L	20-9EI-18 22:J4	1
d4-ktFOSAA	SURR	HJ.J		70 - 1J0			B8G01J7	18-9EI-18	0.2J8 L	20-9EI-18 22:J4	1

DL - Detection Limit

LOD - Limit of Detection  
LOQ - Limit of qEntitation

ResElts reported to the DL.

When reported, PFu xS, PFOA, PFOS, MeFOSAA and ktFOSAA inclEde both linear and branched isomers. Only the linear isomer is reported for all other analytes.

**Sample ID: CBD-1RW10-0718**

**EPA Method 537**

Name:	CH2M Hill	Lab Sample:	B8G0137-MS1/B8G0137-MSD1	Source Lab Sample:	1801762-19
Project:	PFAS DW Investigation CTO-08 NRL CBD	QC Batch:	B8G0137	Date Extracted:	18-Jul-18
Matrix:	Aqueous	Samp Size:	0.235/0.249 L	Column:	BEH C18

Analyte	CAS Number	Sample (ng/L)	LFSM (ng/L)	LFSM Spike Amt	LFSM % Rec	LFSM Quals	LFSMD (ng/L)	LFSMD Spike Amt	LFSMD % Rec	RPD	LFSMD Quals	%Rec Limits	RPD Limits	LFSM Analyzed	LFSM Dil	LFSMD Analyzed	LFS MD
PFBS	375-73-5	ND	81.7	75.2	109		82.4	71.1	116	6.22		70-130	30	20-Jul-18 18:19	1	20-Jul-18 18:31	1
PFHxA	307-24-4	ND	82.4	85.0	96.6		80.8	80.4	100	3.46		70-130	30	20-Jul-18 18:19	1	20-Jul-18 18:31	1
PFHpA	375-85-9	ND	85.6	85.0	101		81.7	80.4	102	0.985		70-130	30	20-Jul-18 18:19	1	20-Jul-18 18:31	1
PFHxS	355-46-4	ND	81.2	77.4	105		78.9	73.1	108	2.82		70-130	30	20-Jul-18 18:19	1	20-Jul-18 18:31	1
PFOA	335-67-1	ND	91.5	85.0	107		79.9	80.4	99.2	7.57		70-130	30	20-Jul-18 18:19	1	20-Jul-18 18:31	1
PFNA	375-95-1	ND	76.1	85.0	89.5		73.6	80.4	91.5	2.21		70-130	30	20-Jul-18 18:19	1	20-Jul-18 18:31	1
PFOS	1763-23-1	ND	75.5	78.6	96.0		76.2	74.3	103	7.04		70-130	30	20-Jul-18 18:19	1	20-Jul-18 18:31	1
PFDA	335-76-2	ND	77.2	85.0	90.7		70.4	80.4	87.5	3.59		70-130	30	20-Jul-18 18:19	1	20-Jul-18 18:31	1
MeFOSAA	2355-31-9	ND	86.1	85.0	101		76.0	80.4	94.6	6.54		70-130	30	20-Jul-18 18:19	1	20-Jul-18 18:31	1
EtFOSAA	2991-50-6	ND	82.8	85.0	97.4		68.3	80.4	84.9	13.7		70-130	30	20-Jul-18 18:19	1	20-Jul-18 18:31	1
PFUnA	2058-94-8	ND	77.6	85.0	91.3		78.3	80.4	97.4	6.47		70-130	30	20-Jul-18 18:19	1	20-Jul-18 18:31	1
PFDoA	307-55-1	ND	73.4	85.0	86.3		73.5	80.4	91.4	5.74		70-130	30	20-Jul-18 18:19	1	20-Jul-18 18:31	1
PFTTrDA	72629-94-8	ND	74.1	85.0	87.1		73.5	80.4	91.4	4.82		70-130	30	20-Jul-18 18:19	1	20-Jul-18 18:31	1
PFTeDA	376-06-7	ND	71.6	85.0	84.3		74.9	80.4	93.1	9.92		70-130	30	20-Jul-18 18:19	1	20-Jul-18 18:31	1

Labeled Standards	Type	LFSM % Rec	LFSM Quals	LFSMD % Rec	LFSMD Quals	Limits	LFSM Analyzed	LFSM Dil	LFSMD Analyzed	LFS MD
13C2-PFHxA	SURR	95.7		98.0		70-130	20-Jul-18 18:19	1	20-Jul-18 18:31	1
13C2-PFDA	SURR	91.6		92.8		70-130	20-Jul-18 18:19	1	20-Jul-18 18:31	1
d5-EtFOSAA	SURR	83.3		77.6		70-130	20-Jul-18 18:19	1	20-Jul-18 18:31	1

**Sample ID: CBD-1FB10-0718**

**EPA Method 537**

Client Data					Laboratory Data						
Name:	CH2M Hill	Matrix:	Drinking Water		Lab Sample:	1801762-20	Column:	BEH C18			
Project:	PFAS DW Investigation CTO-08 NRL CBD	Date Collected:	13-Jul-18 16:95		Date Received:	19-Jul-18 08:57					

Analyte	CAS Number	Conc. (ng/L)	DL	LOD	LOQ	Qualifiers	Batch	Extracted	Samp Size	Analyzed	Dilution
PFBS	375-73-5	ND	341	540	104		B8. 0137	18-Jul-18	0495 L	20-Jul-18 22:98	1
PFHxA	307-29-9	ND	341	540	104		B8. 0137	18-Jul-18	0495 L	20-Jul-18 22:98	1
PFHpA	375-85-G	ND	341	540	104		B8. 0137	18-Jul-18	0495 L	20-Jul-18 22:98	1
PFHxS	355-96-9	ND	341	540	104		B8. 0137	18-Jul-18	0495 L	20-Jul-18 22:98	1
PFOA	335-67-1	ND	341	540	104		B8. 0137	18-Jul-18	0495 L	20-Jul-18 22:98	1
PFNA	375-65-1	ND	341	540	104		B8. 0137	18-Jul-18	0495 L	20-Jul-18 22:98	1
PFOS	1763-23-1	ND	341	540	104		B8. 0137	18-Jul-18	0495 L	20-Jul-18 22:98	1
PFDA	335-76-2	ND	341	540	104		B8. 0137	18-Jul-18	0495 L	20-Jul-18 22:98	1
MeFOSAA	2355-31-G	ND	341	540	104		B8. 0137	18-Jul-18	0495 L	20-Jul-18 22:98	1
EtFOSAA	2661-50-6	ND	341	540	104		B8. 0137	18-Jul-18	0495 L	20-Jul-18 22:98	1
PFUnA	2058-09-8	ND	341	540	104		B8. 0137	18-Jul-18	0495 L	20-Jul-18 22:98	1
PFDoA	307-55-1	ND	341	540	104		B8. 0137	18-Jul-18	0495 L	20-Jul-18 22:98	1
PFTeDA	7262-09-8	ND	341	540	104		B8. 0137	18-Jul-18	0495 L	20-Jul-18 22:98	1
PFTeDA	376-06-7	ND	341	540	104		B8. 0137	18-Jul-18	0495 L	20-Jul-18 22:98	1
Labeled Standards	Type	% Recovery	Limits		Qualifiers	Batch	Extracted	Samp Size	Analyzed	Dilution	
13C2-PFHxA	SURR	86%	70 - 130			B8. 0137	18-Jul-18	0495 L	20-Jul-18 22:98	1	
13C2-PFDA	SURR	83%	70 - 130			B8. 0137	18-Jul-18	0495 L	20-Jul-18 22:98	1	
d5-EtFOSAA	SURR	88%	70 - 130			B8. 0137	18-Jul-18	0495 L	20-Jul-18 22:98	1	

DL - Detection Limit

LOD - Limit of Detection  
LOQ - Limit of quantitation

Results reported to the DL4

When reported, PFHxS, PFOA, PFOS, MeFOSAA and EtFOSAA include both linear and branched isomers<sup>4</sup> Only the linear isomer is reported for all other analytes<sup>4</sup>

## **DATA QUALIFIERS & ABBREVIATIONS**

<b>B</b>	<b>This compound was also detected in the method blank</b>
<b>Conc.</b>	<b>Concentration</b>
<b>D</b>	<b>Dilution</b>
<b>DL</b>	<b>Detection limit</b>
<b>E</b>	<b>The associated compound concentration exceeded the calibration range of the instrument</b>
<b>H</b>	<b>Recovery and/or RPD was outside laboratory acceptance limits</b>
<b>I</b>	<b>Chemical Interference</b>
<b>J</b>	<b>The amount detected is below the Reporting Limit/LOQ</b>
<b>LOD</b>	<b>Limits of Detection</b>
<b>LOQ</b>	<b>Limits of Quantitation</b>
<b>M</b>	<b>Estimated Maximum Possible Concentration (CA Region 2 projects only)</b>
<b>NA</b>	<b>Not applicable</b>
<b>ND</b>	<b>Not Detected</b>
<b>Q</b>	<b>Ion ratio outside of 70-130% of Standard Ratio. (DOD PFAS projects only)</b>
<b>TEQ</b>	<b>Toxic Equivalency</b>
<b>U</b>	<b>Not Detected (specific projects only)</b>
<b>*</b>	<b>See Cover Letter</b>

**Unless otherwise noted, solid sample results are reported in dry weight. Tissue samples are reported in wet weight.**

## CERTIFICATIONS

<b>Accrediting Authority</b>	<b>Certificate Number</b>
Alaska Department of Environmental Conservation	17-013
Arkansas Department of Environmental Quality	17-015-0
California Department of Health – ELAP	2892
DoD ELAP - A2LA Accredited - ISO/IEC 17025:2005	3091.01
Florida Department of Health	E87777-18
Hawaii Department of Health	N/A
Louisiana Department of Environmental Quality	01977
Maine Department of Health	2016026
Minnesota Department of Health	1322288
New Hampshire Environmental Accreditation Program	207717
New Jersey Department of Environmental Protection	CA003
New York Department of Health	11411
Oregon Laboratory Accreditation Program	4042-008
Pennsylvania Department of Environmental Protection	014
Texas Commission on Environmental Quality	T104704189-17-8
Virginia Department of General Services	9077
Washington Department of Ecology	C584
Wisconsin Department of Natural Resources	998036160

*Current certificates and lists of licensed parameters are located in the Quality Assurance office and are available upon request.*



CTO-08 679380.14.F1.F5



# CHAIN OF CUSTODY

**For Laboratory Use Only**  
 Work Order #: 1801762 Temp: 1.5 °C  
 Storage ID: WR-2 Storage Secured: Yes  No

Project ID: PFAS DW INVESTIGATION PO#: 101001982 Sampler: R. McElhinney  
 (name)

TAT Standard:  21 days  
 (check one): Rush (surcharge may apply)  
 14 days  7 days Specify: \_\_\_\_\_

Invoice to: Name Tiffany Hill Company CH2M Address 1100 NE Circle Blvd St 300 City Corvallis State Oregon Ph# 541-768-3109 Fax# \_\_\_\_\_

Relinquished by (printed name and signature) Mike Wilmer Date 7/13/18 Time 1830 Received by (printed name and signature) B. Benedict Date 07/14/18 Time 0924

SHIP TO: Vista Analytical Laboratory  
 1104 Windfield Way  
 El Dorado Hills, CA 95762  
 (916) 673-1520 \* Fax (916) 673-0106  
 ATTN: Martha Maier

Method of Shipment: FEDEX  
 Tracking No.: \_\_\_\_\_  
 Add Analysis(es) Requested  
 Container(s)  
 Mod. EPA Method 537  
 EPA Method 537(DW only)

Sample ID	Date	Time	Location/Sample Description	Quantity	Type	Matrix	PFOA/PFOS	UCMR3 PFAS List 18	537 List: 14	Full List of 26	Other: Please List Below	PFOA/PFOS	UCMR3 PFAS List 18	PFAS List: 14	Comments
CB0-1RW01-0718	7/13/18	0950		2	P	DW									
CB0-1FB01-0718		0955		2	P	DW									
CB0-1RW02-0718		1031		2	P	DW									
CB0-1FB02-0718		1035		2	P	DW									
CB0-1RW03-0718		1118		2	P	DW									
CB0-1FB03-0718		1120		2	P	DW									
CB0-1RW04-0718		1146		2	P	DW									
CB0-1FB04-0718		1148		2	P	DW									
CB0-1RW05-0718		1203		2	P	DW									
CB0-1FB05-0718		1205		2	P	DW									

Special Instructions/Comments: 7 DAY TAT  
Analysis of Drinking Water Samples for PFOA/PFOS/PFBs

SEND DOCUMENTATION AND RESULTS TO:

Name: Tiffany Hill  
 Company: CH2M HILL INC  
 Address: 1100 NE Circle Blvd St 300  
 City: Corvallis State: OR Zip: 97330  
 Phone: 541-768-3109 Fax: \_\_\_\_\_  
 Email: tiffany.hill@ch2m.com

Container Types: P= HDPE, PJ= HDPE Jar  
 O = Other: \_\_\_\_\_  
 Bottle Preservation Type: T = Thiosulfate, TZ = Trizma: \_\_\_\_\_  
 Matrix Types: AQ = Aqueous, DW = Drinking Water, EF = Effluent, PP = Pulp/Paper, SD = Sediment, SL = Sludge, SO = Soil, WW = Wastewater, B = Blood/Serum, O = Other: \_\_\_\_\_



CTO-08 679580.14.F1.F5



# CHAIN OF CUSTODY

**For Laboratory Use Only**  
 Work Order #: 1801762 Temp: 1.5 °C  
 Storage ID: WR-2 Storage Secured: Yes  No

Project ID: CTO-08 NRLCVM  
PFAS ON INVESTIGATION PO#: 101001982 Sampler: R. McElhenny  
 (name)

TAT Standard:  21 days  
 (check one): Rush (surcharge may apply)  
 14 days  7 days Specify: \_\_\_\_\_

Invoice to: Name Tiffany Hill Company CH2M Address 1100 NE CIRCLE BLVD ST 300 City CORVALLIS State OREGON Ph# 541-768-3109 Fax# \_\_\_\_\_

Relinquished by (printed name and signature) Mike Wilmer MS MS Date 7/13/18 Time 1830 Received by (printed name and signature) B Benedict Beth Brunst Date 07/14/18 Time 0924  
 Relinquished by (printed name and signature) \_\_\_\_\_ Date \_\_\_\_\_ Time \_\_\_\_\_ Received by (printed name and signature) \_\_\_\_\_ Date \_\_\_\_\_ Time \_\_\_\_\_

SHIP TO: Vista Analytical Laboratory  
 1104 Windfield Way  
 El Dorado Hills, CA 95762  
 (916) 673-1520 \* Fax (916) 673-0106  
 ATTN: Martha Maier

Method of Shipment: FEDEX  
 Tracking No.: \_\_\_\_\_  
 Add Analysis(es) Requested  
 Container(s)  
 Mod. EPA Method 537  
 EPA Method 537(DW only)

Sample ID	Date	Time	Location/Sample Description	Add Analysis(es) Requested										Comments			
				Quantity	Type	Matrix	PFOA/PFOS	UCMR3 PFAS List 6	537 List: 14	Full List of 26	Other: Please List Below	PFOA/PFOS	UCMR3 PFAS List 6		PFAS List: 14		
CBD-1RW06-0718	7/13/18	1419		2	P	DW											
CBD-1FB06-0718		1421		2	P	DW											
CBD-1RW07-0718		1455		2	P	DW											
CBD-1FB07-0718		1457		2	P	DW											
CBD-1RW08-0718		1548		2	P	DW											
CBD-1FB08-0718		1550		2	P	DW											
CBD-1RW09-0718		1625		2	P	DW											
CBD-1FB09-0718		1627		2	P	DW											
CBD-1RW10-0718		1640		2	P	DW											
CBD-1RW10-0718-MS		1640		2	P	DW											

Special Instructions/Comments: 7 DAY TAT  
Analysis of Drinking Water Samples for PFOA/PFOS/PFS

SEND DOCUMENTATION AND RESULTS TO:

Name: Tiffany Hill  
 Company: CH2MHILL INC  
 Address: 1100 NE Circle Blvd St 300  
 City: Corvallis State: OR Zip: 97330  
 Phone: 541-768-3109 Fax: \_\_\_\_\_  
 Email: Tiffany.Hill@ch2m.com

Container Types: P= HDPE, PJ= HDPE Jar  
 O = Other: \_\_\_\_\_  
 Bottle Preservation Type: T = Thiosulfate, TZ = Trizma: \_\_\_\_\_  
 Matrix Types: AQ = Aqueous, DW = Drinking Water, EF = Effluent, PP = Pulp/Paper, SD = Sediment, SL = Sludge, SO = Soil, WW = Wastewater, B = Blood/Serum, O = Other: \_\_\_\_\_

CTO-08 679580 ~~14.11.15~~ 14.11.15



# CHAIN OF CUSTODY

**For Laboratory Use Only**  
 Work Order #: 1801762 Temp: 10.5 °C  
 Storage ID: WR2 Storage Secured: Yes  No

Project ID: CTO-08 NRL CBY PFAS DW INVESTIGATION PO#: 101001982 Sampler: R. McElhinny  
 (name)

TAT Standard:  21 days  
 (check one): Rush (surcharge may apply)  
 14 days  7 days Specify: \_\_\_\_\_

Invoice to: Name Tiffany Hill Company CH2M Address 1100 NE Circle Blvd St 300 City Cervallis State Oregon Ph# 541-768-3109 Fax# \_\_\_\_\_

Relinquished by (printed name and signature) Mike Wittmer Date 7/13/18 Time 1830 Received by (printed name and signature) B. Benedict Date 07/14/18 Time 0924

SHIP TO: Vista Analytical Laboratory  
 1104 Windfield Way  
 El Dorado Hills, CA 95762  
 (916) 673-1520 \* Fax (916) 673-0106  
 ATTN: Martha Maier

Method of Shipment: FedEx  
 Tracking No.: \_\_\_\_\_

Sample ID	Date	Time	Location/Sample Description	Add Analysis(es) Requested											Comments								
				Quantity	Type	Matrix	PFOA/PFOS	UCMR3 PFAS List 6	537 List 14	Full List of 26	Other, Please List Below	Mod. EPA Method 537	EPA Method 537 (DW only)	PFOA/PFOS		UCMR3 PFAS List 6	PFAS List 14						
CRD-1RW10-0718-50	7/13/18	1640		2	P	DW																	
CRD-1FB10-0718	7/13/18	1645		2	P	DW																	

Special Instructions/Comments: 7 DAY TAT  
Analysis of DW samples for PFOA/PFOS/PFBS

SEND DOCUMENTATION AND RESULTS TO:  
 Name: Tiffany Hill  
 Company: CH2M Hill Inc  
 Address: 1100 NE Circle Blvd St 300  
 City: Cervallis State: OR Zip: 97330  
 Phone: 541-768-3109 Fax: \_\_\_\_\_  
 Email: Tiffany.Hill@ch2m.com

Container Types: P= HDPE, PJ= HDPE Jar  
 O = Other: \_\_\_\_\_  
 Bottle Preservation Type: T = Thiosulfate,  
 TZ = Trizma: \_\_\_\_\_  
 Matrix Types: AQ = Aqueous, DW = Drinking Water, EF = Effluent, PP = Pulp/Paper, SD = Sediment,  
 SL = Sludge, SO = Soil, WW = Wastewater, B = Blood/Serum, O = Other: \_\_\_\_\_



**Sample Log-in Checklist**

 Vista Work Order #: 1801762 TAT 7

<b>Samples Arrival:</b>	<b>Date/Time:</b> 07/14/18 0857	<b>Initials:</b> JBB	<b>Location:</b> WR-2
			<b>Shelf/Rack:</b> NA
<b>Logged In:</b>	<b>Date/Time:</b> 07/16/18 0819	<b>Initials:</b> Ke	<b>Location:</b> WR-2
			<b>Shelf/Rack:</b> E3/E7
<b>Delivered By:</b>	<input checked="" type="checkbox"/> FedEx	<input type="checkbox"/> UPS	<input type="checkbox"/> On Trac
		<input type="checkbox"/> GSO	<input type="checkbox"/> DHL
		<input type="checkbox"/> Hand Delivered	<input type="checkbox"/> Other
<b>Preservation:</b>	<input checked="" type="checkbox"/> Ice	<input type="checkbox"/> Blue Ice	<input type="checkbox"/> Dry Ice
	<input type="checkbox"/> None		
<b>Temp °C:</b> 1.0 (uncorrected)	<b>Time:</b> 0923	<b>Thermometer ID:</b> IR-4	
<b>Temp °C:</b> 1.5 (corrected)	<b>Probe used:</b> Yes <input type="checkbox"/> No <input checked="" type="checkbox"/>		

		YES	NO	NA
Adequate Sample Volume Received?		<input checked="" type="checkbox"/> JBB		
Holding Time Acceptable?		<input checked="" type="checkbox"/> JBB		
Shipping Container(s) Intact?		<input checked="" type="checkbox"/> JBB		
Shipping Custody Seals Intact?		<input checked="" type="checkbox"/> JBB		
Shipping Documentation Present?		<input checked="" type="checkbox"/> JBB		
Airbill	Trk # 7818 4687 1460	<input checked="" type="checkbox"/> JBB		
Sample Container Intact?		<input checked="" type="checkbox"/> JBB		
Sample Custody Seals Intact?				<input checked="" type="checkbox"/> JBB
Chain of Custody / Sample Documentation Present?		<input checked="" type="checkbox"/> JBB		
COC Anomaly/Sample Acceptance Form completed?			<input checked="" type="checkbox"/> JWS	<input checked="" type="checkbox"/> JWS
If Chlorinated or Drinking Water Samples, Acceptable Preservation?		<input checked="" type="checkbox"/> JBB		
<b>Preservation Documented:</b>	<input type="checkbox"/> Na <sub>2</sub> S <sub>2</sub> O <sub>3</sub>	<input checked="" type="checkbox"/> Trizma	<input type="checkbox"/> None	<input checked="" type="checkbox"/> Yes
	<input type="checkbox"/> No			<input type="checkbox"/> NA
<b>Shipping Container</b>	<input checked="" type="checkbox"/> Vista	<input type="checkbox"/> Client	<input checked="" type="checkbox"/> Retain	<input type="checkbox"/> Return
				<input type="checkbox"/> Dispose

Comments:

## **EXTRACTION INFORMATION**



Process Sheet

Workorder: 1801762

9-DAY TAT

Prep Expiration: 2018-Jul-27

Client: CH2M Hill

Workorder Due: 23-Jul-18 00:00

TAT: 9

Method: 537 PFAS DW DoD Unmodified  
Matrix: Aqueous

Prep Batch: B860137

Prep Data Entered: WY 7/19/18  
Date and Initials

Version: 537 (14 Analytes)  
DoD: DoD QSM 5.1

Initial Sequence: S8610062

LabSampleID	A/B	Prep Rec	Spike Rec	ClientSampleID	Comments	Location	Container
1801762-01	B	<input checked="" type="checkbox"/>	<input checked="" type="checkbox"/>	CBD-1RW01-0718		WR-2 E-3	HDPE Bottle, 250 mL
1801762-02		<input checked="" type="checkbox"/>	<input checked="" type="checkbox"/>	CBD-1FB01-0718		WR-2 E-3	HDPE Bottle, 250 mL
1801762-03		<input checked="" type="checkbox"/>	<input checked="" type="checkbox"/>	CBD-1RW02-0718		WR-2 E-3	HDPE Bottle, 250 mL
1801762-04		<input checked="" type="checkbox"/>	<input checked="" type="checkbox"/>	CBD-1FB02-0718		WR-2 E-3	HDPE Bottle, 250 mL
1801762-05		<input checked="" type="checkbox"/>	<input checked="" type="checkbox"/>	CBD-1RW03-0718		WR-2 E-3	HDPE Bottle, 250 mL
1801762-06		<input checked="" type="checkbox"/>	<input checked="" type="checkbox"/>	CBD-1FB03-0718		WR-2 E-3	HDPE Bottle, 250 mL
1801762-07		<input checked="" type="checkbox"/>	<input checked="" type="checkbox"/>	CBD-1RW04-0718		WR-2 E-3	HDPE Bottle, 250 mL
1801762-08		<input checked="" type="checkbox"/>	<input checked="" type="checkbox"/>	CBD-1FB04-0718		WR-2 E-3	HDPE Bottle, 250 mL
1801762-09		<input checked="" type="checkbox"/>	<input checked="" type="checkbox"/>	CBD-1RW05-0718		WR-2 E-3	HDPE Bottle, 250 mL
1801762-10		<input checked="" type="checkbox"/>	<input checked="" type="checkbox"/>	CBD-1FB05-0718		WR-2 E-3	HDPE Bottle, 250 mL
1801762-11		<input checked="" type="checkbox"/>	<input checked="" type="checkbox"/>	CBD-1RW06-0718		WR-2 E-3	HDPE Bottle, 250 mL
1801762-12		<input checked="" type="checkbox"/>	<input checked="" type="checkbox"/>	CBD-1FB06-0718		WR-2 E-3	HDPE Bottle, 250 mL
1801762-13		<input checked="" type="checkbox"/>	<input checked="" type="checkbox"/>	CBD-1RW07-0718		WR-2 E-3	HDPE Bottle, 250 mL
1801762-14		<input checked="" type="checkbox"/>	<input checked="" type="checkbox"/>	CBD-1FB07-0718		WR-2 E-3	HDPE Bottle, 250 mL
1801762-15		<input checked="" type="checkbox"/>	<input checked="" type="checkbox"/>	CBD-1RW08-0718		WR-2 E-3	HDPE Bottle, 250 mL
1801762-16		<input checked="" type="checkbox"/>	<input checked="" type="checkbox"/>	CBD-1FB08-0718		WR-2 E-3	HDPE Bottle, 250 mL
1801762-17		<input checked="" type="checkbox"/>	<input checked="" type="checkbox"/>	CBD-1RW09-0718		WR-2 E-3	HDPE Bottle, 250 mL
1801762-18		<input checked="" type="checkbox"/>	<input checked="" type="checkbox"/>	CBD-1FB09-0718	✓ ✓ MS/MSD	WR-2 E-3	HDPE Bottle, 250 mL
1801762-19	DEF	<input checked="" type="checkbox"/>	<input checked="" type="checkbox"/>	CBD-1RW10-0718		WR-2 E-3	HDPE Bottle, 250 mL
1801762-20		<input checked="" type="checkbox"/>	<input checked="" type="checkbox"/>	CBD-1FB10-0718		WR-2 E-3	HDPE Bottle, 250 mL

Pre-Prep Check Out: 7/17/18 ST  
Pre-Prep Check In: 7/17/18 ST

Prep Check Out: HN 7/18/18  
Prep Check In: N/A

Prep Reconciled Initials/Date: 7/17/18 ST  
Spike Reconciled Initials/Date: HN 7/18/18  
VialBoxID: Bermuda Triangle



PREPARATION BENCH SHEET

Matrix: Aqueous

Method: 537 PFAS DW DoD Unmodified

B8G0137

Chemist: HN

Prep Date: 7/18/18

Prep Time: 8:30

Prepared using: LCMS - SPE Extraction-LCMS

Balance ID: HRM13-8

Cen	VISTA Sample ID	Bottle + Sample (g)	Bottle Only (g)	Sample Amt. (L)	SS/NS CHEM/WIT DATE		SPE	IS CHEM/WIT DATE		
<input type="checkbox"/>	B8G0137-BLK1	N/A	N/A	(0.250)	HN	FR	7/18/18	HN	FR	HN 7.19.18
<input type="checkbox"/>	B8G0137-BS1	↓	↓	(0.250)						
<input type="checkbox"/>	B8G0137-MS1 1801762-19	272.31	37.05	0.23526 ✓						
<input type="checkbox"/>	B8G0137-MSD1 1801762-19	286.06	37.22	0.24884 ✓						
<input type="checkbox"/>	1801762-01	290.98	37.46	0.25352 ✓						
<input type="checkbox"/>	1801762-02	289.04	37.42	0.25762 ✓						
<input type="checkbox"/>	1801762-03	284.88	37.22	0.24766 ✓						
<input type="checkbox"/>	1801762-04	291.58	37.09	0.25449 ✓						
<input type="checkbox"/>	1801762-05	285.61	37.07	0.24854 ✓						
<input type="checkbox"/>	1801762-06	282.31	37.31	0.24500 ✓						
<input type="checkbox"/>	1801762-07	274.77	37.39	0.24138 ✓						
<input type="checkbox"/>	1801762-08	290.87	37.40	0.25347 ✓						
<input type="checkbox"/>	1801762-09	283.13	37.36	0.24577 ✓						
<input type="checkbox"/>	1801762-10	293.59	37.13	0.25646 ✓						
<input type="checkbox"/>	1801762-11	284.84	36.98	0.24786 ✓						
<input type="checkbox"/>	1801762-12	274.39	37.02	0.23737 ✓						

SS/IS: 18G0301, 20µL (V5)  
 NS: 18F2206, 20µL (V2)  
 IS/RS: 18G0302, 20µL (V5)

SPE Chem: Strata X 33µm 500mg 6mL  
 Lot#: 517-005760/517-005969  
 Ele SOLV: MeOH  
 Lot#: J B672509  
 Final Volume(s) 1mL

Notes:

Comments: Assume 1 g = 1 mL  
 Cen = Centrifuged

PREPARATION BENCH SHEET

Matrix: Aqueous

Method: 537 PFAS DW DoD Unmodified

B8G0137

Chemist: HN

Prep Date: 7/18/18

Prep Time: 8:30

Prepared using: LCMS - SPE Extraction-LCMS

Balance ID: HRMS-9

Cen	VISTA Sample ID	Bottle + Sample (g)	Bottle Only (g)	Sample Amt. (L)	SS/NS CHEM/WIT DATE	SPE	IS CHEM/WIT DATE
<input type="checkbox"/>	1801762-13	286.71	37.27	0.24944 ✓	HN FR 7/18/18	HN 7/18/18	FR HN 7/18/18
<input type="checkbox"/>	1801762-14	287.24	37.21	0.25003 ✓	↓	↓	↓
<input type="checkbox"/>	1801762-15	285.63	37.17	0.24846 ✓			
<input type="checkbox"/>	1801762-16	289.19	37.08	0.25211 ✓			
<input type="checkbox"/>	1801762-17	278.86	37.37	0.24149 ✓			
<input type="checkbox"/>	1801762-18	286.61	37.05	0.24956 ✓			
<input type="checkbox"/>	1801762-19	275.58	37.17	0.23841 ✓			
<input type="checkbox"/>	1801762-20	281.77	37.12	0.24465 ✓			

SS/IS: <u>1860301, 20 mL (V<sub>5</sub>)</u> NS: <u>18F2206, 20 mL (V<sub>2</sub>)</u> IS/RS: <u>18G0302, 20 mL (V<sub>5</sub>)</u>	SPE Chem: <u>Strata X 33, 500mg, 2mm PmL</u> Lot#: <u>517-005760/517-005969</u> Ele SOLV: <u>MeOH</u> Lot#: <u>513072509</u> Final Volume(s): <u>1 mL</u>	Notes:
---	---	--------

Comments: Assume 1 g = 1 mL  
Cen = Centrifuged



LabNumber	WetWeight (Initial)	% Solids (Extraction Solids)	DryWeight	Final	Extracted	Ext By	Spike	SpikeAmount	ClientMatrix	Analysis
1801762-01	0.25352 ✓	NA	NA	1000	18-Jul-18 08:30	HN			Drinking Water	537 PFAS DW DoD Unmoc
1801762-02	0.25162 ✓	↓	↓	1000	18-Jul-18 08:30	HN			Drinking Water	537 PFAS DW DoD Unmoc
1801762-03	0.24766 ✓			1000	18-Jul-18 08:30	HN			Drinking Water	537 PFAS DW DoD Unmoc
1801762-04	0.25449 ✓			1000	18-Jul-18 08:30	HN			Drinking Water	537 PFAS DW DoD Unmoc
1801762-05	0.24854 ✓			1000	18-Jul-18 08:30	HN			Drinking Water	537 PFAS DW DoD Unmoc
1801762-06	0.245 ✓			1000	18-Jul-18 08:30	HN			Drinking Water	537 PFAS DW DoD Unmoc
1801762-07	0.24138 ✓			1000	18-Jul-18 08:30	HN			Drinking Water	537 PFAS DW DoD Unmoc
1801762-08	0.25347 ✓			1000	18-Jul-18 08:30	HN			Drinking Water	537 PFAS DW DoD Unmoc
1801762-09	0.24577 ✓			1000	18-Jul-18 08:30	HN			Drinking Water	537 PFAS DW DoD Unmoc
1801762-10	0.25646 ✓			1000	18-Jul-18 08:30	HN			Drinking Water	537 PFAS DW DoD Unmoc
1801762-11	0.24786 ✓			1000	18-Jul-18 08:30	HN			Drinking Water	537 PFAS DW DoD Unmoc
1801762-12	0.23737 ✓			1000	18-Jul-18 08:30	HN			Drinking Water	537 PFAS DW DoD Unmoc
1801762-13	0.24944 ✓			1000	18-Jul-18 08:30	HN			Drinking Water	537 PFAS DW DoD Unmoc
1801762-14	0.25003 ✓			1000	18-Jul-18 08:30	HN			Drinking Water	537 PFAS DW DoD Unmoc
1801762-15	0.24846 ✓			1000	18-Jul-18 08:30	HN			Drinking Water	537 PFAS DW DoD Unmoc
1801762-16	0.25211 ✓			1000	18-Jul-18 08:30	HN			Drinking Water	537 PFAS DW DoD Unmoc
1801762-17	0.24149 ✓			1000	18-Jul-18 08:30	HN			Drinking Water	537 PFAS DW DoD Unmoc
1801762-18	0.24956 ✓			1000	18-Jul-18 08:30	HN			Drinking Water	537 PFAS DW DoD Unmoc
1801762-19	0.23841 ✓			1000	18-Jul-18 08:30	HN			Drinking Water	537 PFAS DW DoD Unmoc
1801762-20	0.24465 ✓			1000	18-Jul-18 08:30	HN			Drinking Water	537 PFAS DW DoD Unmoc
B8G0137-BLK1	0.25 ✓			1000	18-Jul-18 08:30	HN				QC
B8G0137-BS1	0.25 ✓			1000	18-Jul-18 08:30	HN	18F2206 ✓	20 ✓		QC
B8G0137-MS1	0.23526 ✓			1000	18-Jul-18 08:30	HN	18F2206 ✓	20 ✓		QC
B8G0137-MSD1	0.24884 ✓	↓	↓	1000	18-Jul-18 08:30	HN	18F2206 ✓	20 ✓		QC

WY 7/19/18



**SAMPLE DATA –EPA METHOD 537**

MMM 7/22/2018

Dataset: X:\G1.PRO\Results\2018\180720G2\180720G2-04.qld

Last Altered: Saturday, July 21, 2018 15:36:46 Pacific Daylight Time

Printed: Saturday, July 21, 2018 15:38:42 Pacific Daylight Time

Method: X:\G1.PRO\MethDB\PFAS\_DW\_L14\_0719.mdb 20 Jul 2018 10:54:08

Calibration: X:\G1.PRO\CurveDB\C18\_537\_Q1\_07-19-18\_L14.cdb 20 Jul 2018 12:31:35

Name: 180720G2\_4, Date: 20-Jul-2018, Time: 16:36:36, ID: B8G0137-BLK1 LRB 0.25, Description: LRB

	# Name	Trace	Area	IS Area	Wt./Vol.	RRF	Pred.RT	RT	y Axis Resp.	Conc.	%Rec
1	1 PFBS	298.6 > 80.5		1.14e4	0.250		2.96				
2	2 PFHxA	312.7 > 268.8	3.94e1	9.05e3	0.250		3.34	3.33	0.0435	0.214	
3	3 PFHpA	362.7 > 318.8	1.92e1	9.05e3	0.250		3.85	3.87	0.0212	0.0968	
4	4 PFHxS	398.7 > 80.7		1.14e4	0.250		3.98				
5	5 PFOA	412.8 > 369.0	1.57e1	9.05e3	0.250		4.27	4.27	0.0173	0.0951	
6	6 PFNA	462.9 > 419.1		9.05e3	0.250		4.64				
7	7 PFOS	498.8 > 80.7		1.14e4	0.250		4.70				
8	8 PFDA	512.8 > 469.0	4.01e1	9.05e3	0.250		4.92	4.94	0.0442	0.203	
9	9 N-MeFOSAA	569.7 > 419.0		1.38e4	0.250		5.06				
10	10 N-EtFOSAA	583.6 > 419.1		1.38e4	0.250		5.17				
11	11 PFUnA	562.7 > 518.9		9.05e3	0.250		5.16				
12	12 PFDoA	612.5 > 319.0		9.05e3	0.250		5.40				
13	13 PFTrDA	662.4 > 618.7		9.05e3	0.250		5.61				
14	14 PFTeDA	712.2 > 668.4		9.05e3	0.250		5.79				
15	15 13C2-PFHxA	314.8 > 269.9	6.37e3	9.05e3	0.250	0.753	3.43	3.33	7.03	37.4	93.4
16	16 13C2-PFDA	514.8 > 470.0	8.10e3	9.05e3	0.250	1.023	4.87	4.94	8.95	35.0	87.5
17	17 d5-N-EtFOSAA	588.7 > 419.1	1.65e4	1.38e4	0.250	1.264	5.05	5.17	47.7	151	94.3
18	18 13C2-PFOA	414.8 > 370.1	9.05e3	9.05e3	0.250	1.000	4.28	4.27	10.0	40.0	100.0
19	19 13C4-PFOS	502.8 > 80.7	1.14e4	1.14e4	0.250	1.000	4.71	4.71	28.7	115	100.0
20	20 d3-N-MeFOSAA	572.7 > 419.1	1.38e4	1.38e4	0.250	1.000	5.04	5.05	40.0	160	100.0

MMM 7/22/2018

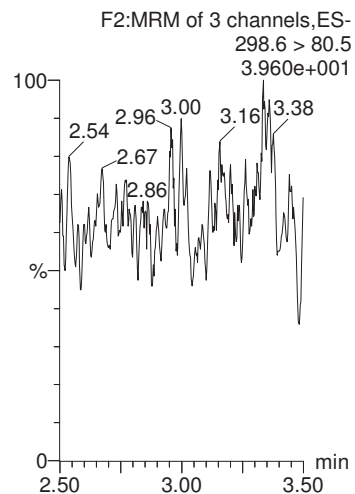
Dataset: X:\G1.PRO\Results\2018\180720G2\180720G2-04.qld

Last Altered: Saturday, July 21, 2018 15:36:46 Pacific Daylight Time  
Printed: Saturday, July 21, 2018 15:38:42 Pacific Daylight Time

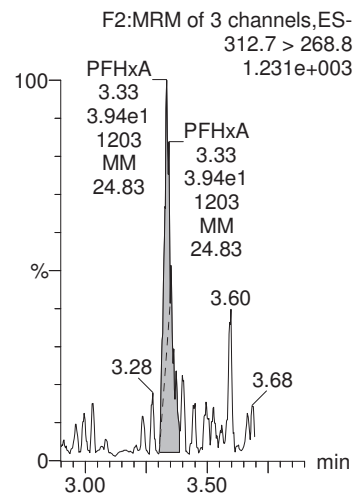
Method: X:\G1.PRO\MethDB\PFAS\_DW\_L14\_0719.mdb 20 Jul 2018 10:54:08  
Calibration: X:\G1.PRO\CurveDB\C18\_537\_Q1\_07-19-18\_L14.cdb 20 Jul 2018 12:31:35

Name: 180720G2\_4, Date: 20-Jul-2018, Time: 16:36:36, ID: B8G0137-BLK1 LRB 0.25, Description: LRB

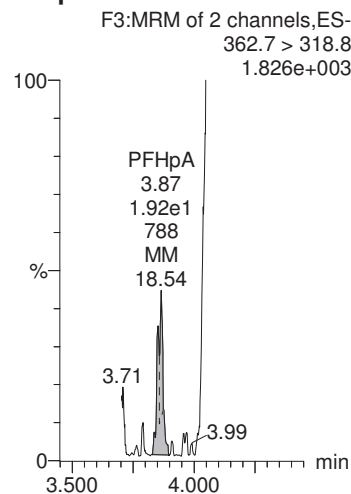
**PFBS**



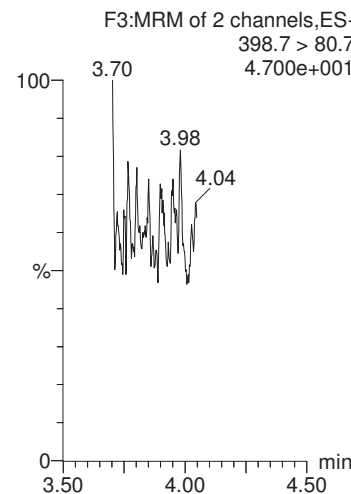
**PFHxA**



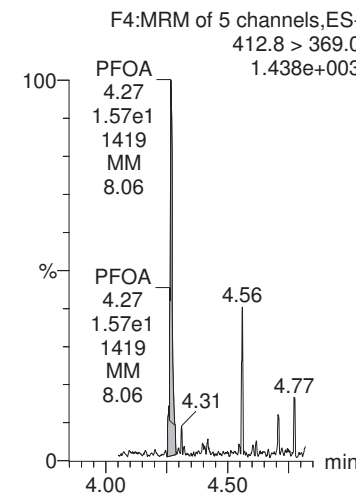
**PFHpA**



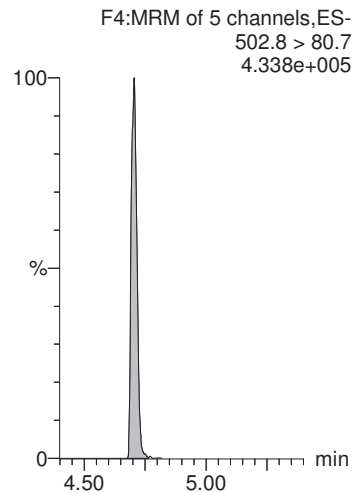
**PFHxS**



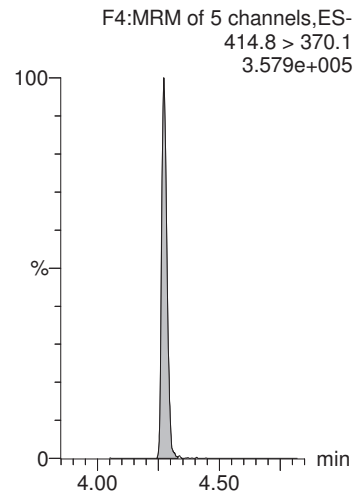
**PFOA**



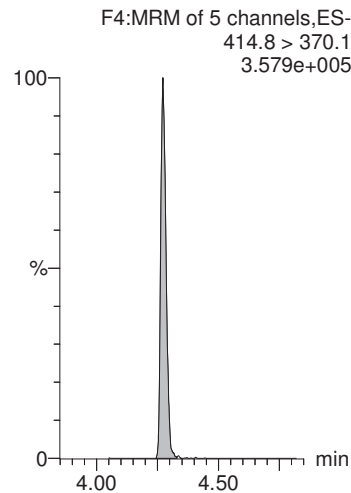
**13C4-PFOS**



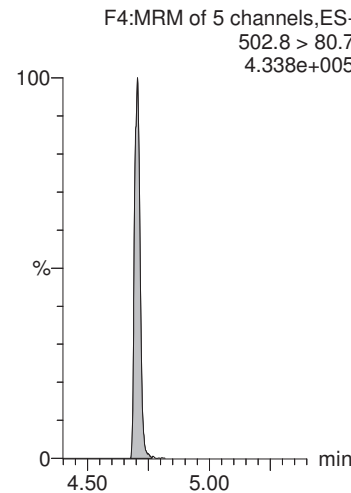
**13C2-PFOA**



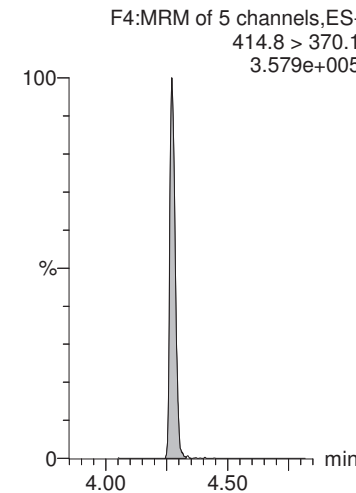
**13C2-PFOA**



**13C4-PFOS**



**13C2-PFOA**



CGH 7/21/2018

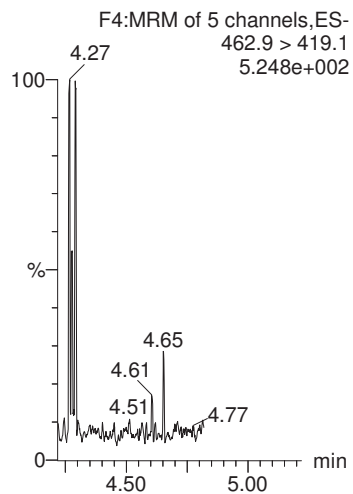
MMM 7/22/2018

Dataset: X:\G1.PRO\Results\2018\180720G2\180720G2-04.qld

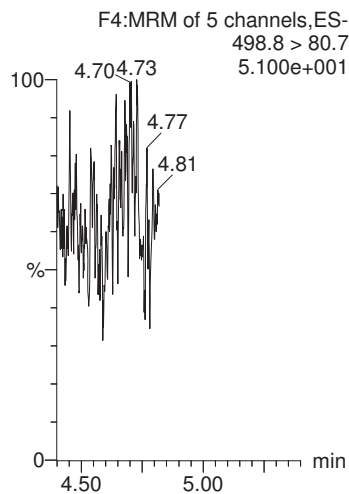
Last Altered: Saturday, July 21, 2018 15:36:46 Pacific Daylight Time  
Printed: Saturday, July 21, 2018 15:38:42 Pacific Daylight Time

Name: 180720G2\_4, Date: 20-Jul-2018, Time: 16:36:36, ID: B8G0137-BLK1 LRB 0.25, Description: LRB

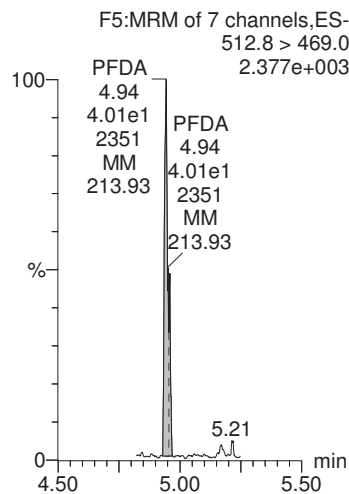
**PFNA**



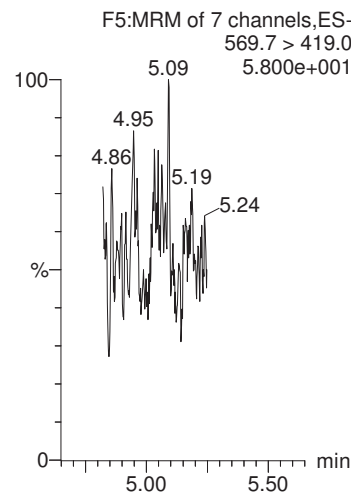
**PFOS**



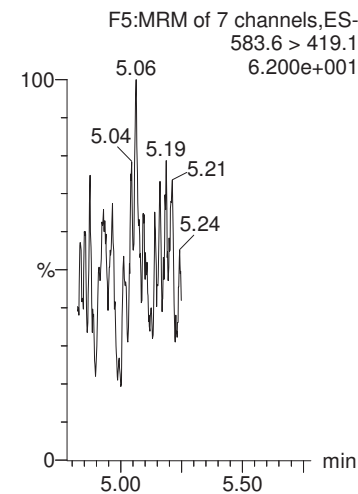
**PFDA**



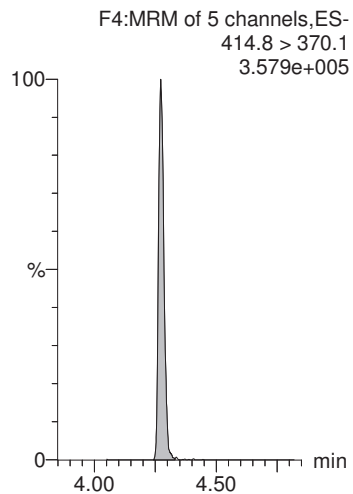
**N-MeFOSAA**



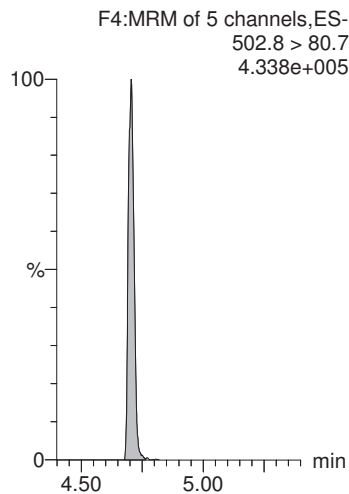
**N-EtFOSAA**



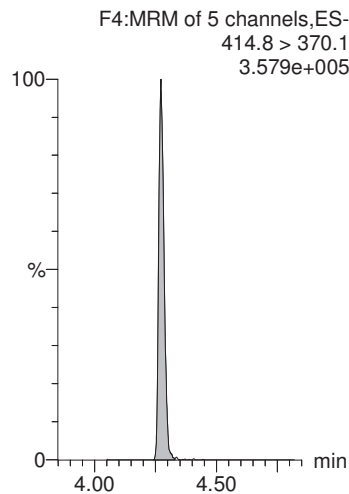
**13C2-PFOA**



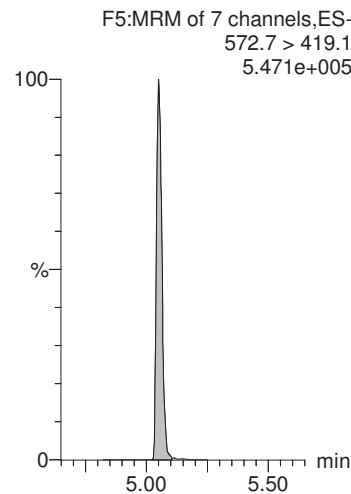
**13C4-PFOS**



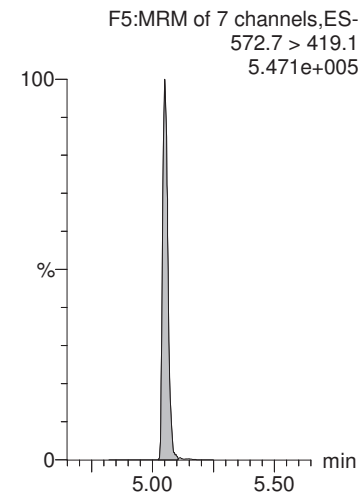
**13C2-PFOA**



**d3-N-MeFOSAA**



**d3-N-MeFOSAA**



MMM 7/22/2018

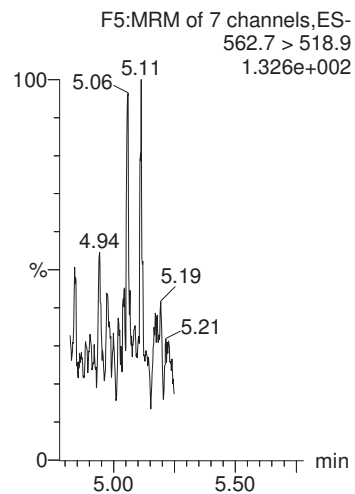
Dataset: X:\G1.PRO\Results\2018\180720G2\180720G2-04.qld

Last Altered: Saturday, July 21, 2018 15:36:46 Pacific Daylight Time

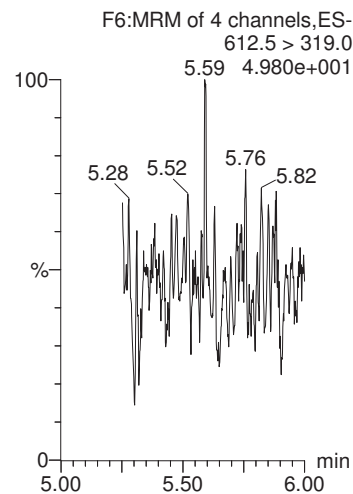
Printed: Saturday, July 21, 2018 15:38:42 Pacific Daylight Time

Name: 180720G2\_4, Date: 20-Jul-2018, Time: 16:36:36, ID: B8G0137-BLK1 LRB 0.25, Description: LRB

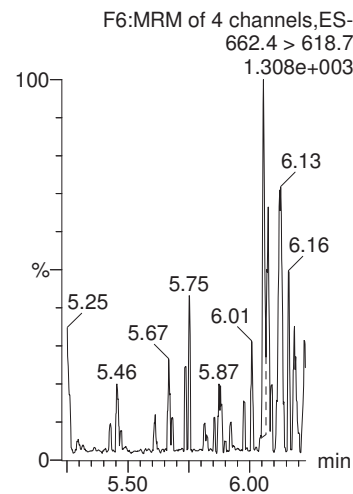
**PFUnA**



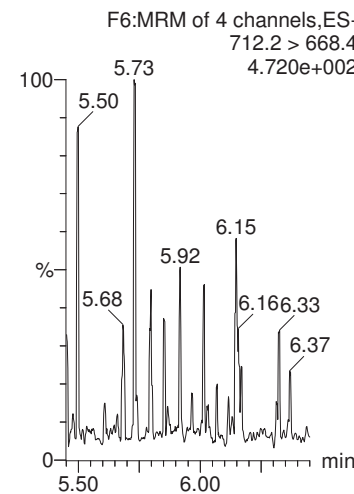
**PFDoA**



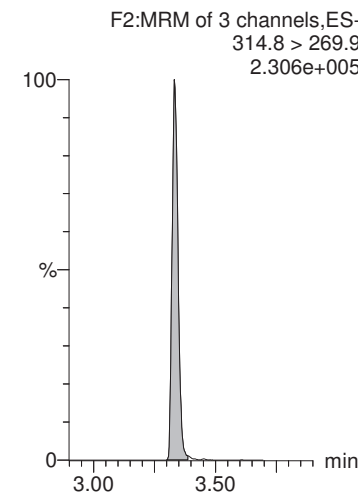
**PFTrDA**



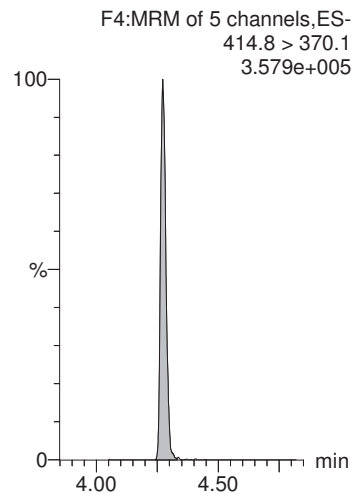
**PFTeDA**



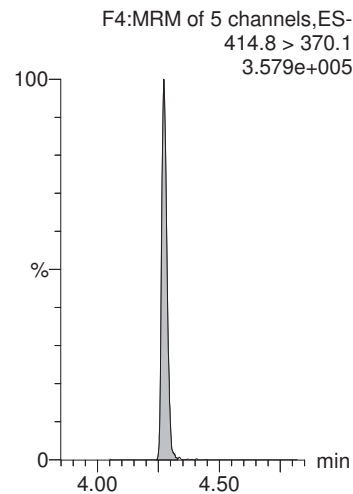
**13C2-PFHxA**



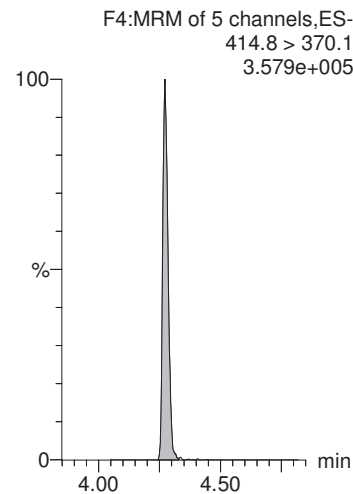
**13C2-PFOA**



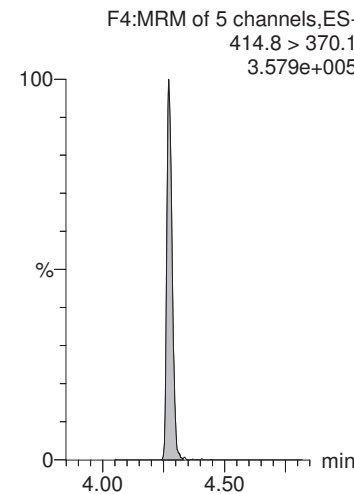
**13C2-PFOA**



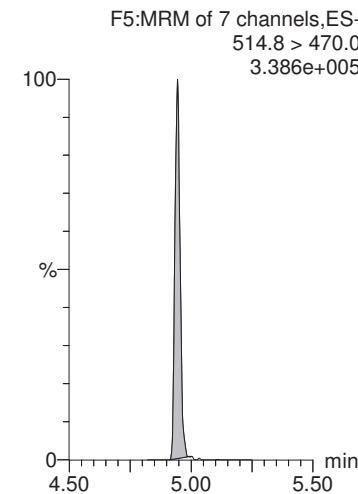
**13C2-PFOA**



**13C2-PFOA**



**13C2-PFDA**



MMM 7/22/2018

Dataset: X:\G1.PRO\Results\2018\180720G2\180720G2-04.qld

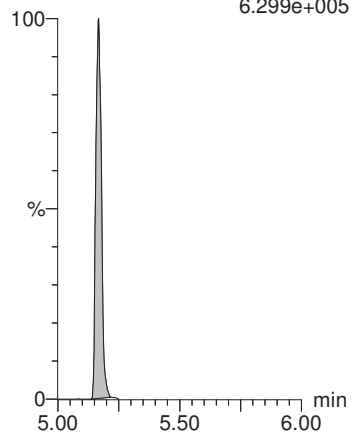
Last Altered: Saturday, July 21, 2018 15:36:46 Pacific Daylight Time

Printed: Saturday, July 21, 2018 15:38:42 Pacific Daylight Time

Name: 180720G2\_4, Date: 20-Jul-2018, Time: 16:36:36, ID: B8G0137-BLK1 LRB 0.25, Description: LRB

**d5-N-EtFOSAA**

F5:MRM of 7 channels,ES-  
588.7 > 419.1  
6.299e+005



MMM 7/22/2018

Dataset: X:\G1.PRO\Results\2018\180720G2\180720G2-05.qld

Last Altered: Friday, July 20, 2018 17:15:03 Pacific Daylight Time

Printed: Saturday, July 21, 2018 15:31:49 Pacific Daylight Time

Method: X:\G1.PRO\MethDB\PFAS\_DW\_L14\_0719.mdb 20 Jul 2018 10:54:08

Calibration: X:\G1.PRO\CurveDB\C18\_537\_Q1\_07-19-18\_L14.cdb 20 Jul 2018 12:31:35

Name: 180720G2\_5, Date: 20-Jul-2018, Time: 16:49:22, ID: B8G0137-BS1 LFB 0.25, Description: LFB

	# Name	Trace	Area	IS Area	Wt./Vol.	RRF	Pred.RT	RT	y Axis Resp.	Conc.	%Rec
1	1 PFBS	298.6 > 80.5	8.34e3	1.30e4	0.250		2.96	2.97	18.4	77.6	109.6
2	2 PFHxA	312.7 > 268.8	1.61e4	9.95e3	0.250		3.34	3.34	16.2	79.6	99.4
3	3 PFHpA	362.7 > 318.8	1.78e4	9.95e3	0.250		3.85	3.85	17.9	81.6	102.0
4	4 PFHxS	398.7 > 80.7	9.36e3	1.30e4	0.250		3.98	3.97	20.7	73.4	100.8
5	5 PFOA	412.8 > 369.0	1.46e4	9.95e3	0.250		4.27	4.27	14.7	80.4	100.5
6	6 PFNA	462.9 > 419.1	1.63e4	9.95e3	0.250		4.64	4.64	16.4	75.2	94.0
7	7 PFOS	498.8 > 80.7	3.20e3	1.30e4	0.250		4.70	4.70	7.08	76.6	103.6
8	8 PFDA	512.8 > 469.0	1.61e4	9.95e3	0.250		4.92	4.94	16.2	74.2	92.7
9	9 N-MeFOSAA	569.7 > 419.0	9.86e3	1.63e4	0.250		5.05	5.05	24.2	83.6	104.5
10	10 N-EtFOSAA	583.6 > 419.1	8.47e3	1.63e4	0.250		5.17	5.17	20.8	83.3	104.1
11	11 PFUnA	562.7 > 518.9	1.89e4	9.95e3	0.250		5.16	5.17	19.0	79.0	98.8
12	12 PFDoA	612.5 > 319.0	2.65e3	9.95e3	0.250		5.40	5.39	2.66	72.3	90.4
13	13 PFTTrDA	662.4 > 618.7	1.67e4	9.95e3	0.250		5.61	5.61	16.7	74.3	92.8
14	14 PFTeDA	712.2 > 668.4	1.58e4	9.95e3	0.250		5.79	5.80	15.9	68.5	85.6
15	15 13C2-PFHxA	314.8 > 269.9	7.42e3	9.95e3	0.250	0.753	3.43	3.34	7.46	39.6	99.1
16	16 13C2-PFDA	514.8 > 470.0	1.01e4	9.95e3	0.250	1.023	4.87	4.95	10.1	39.5	98.8
17	17 d5-N-EtFOSAA	588.7 > 419.1	1.93e4	1.63e4	0.250	1.264	5.05	5.16	47.4	150	93.7
18	18 13C2-PFOA	414.8 > 370.1	9.95e3	9.95e3	0.250	1.000	4.28	4.27	10.0	40.0	100.0
19	19 13C4-PFOS	502.8 > 80.7	1.30e4	1.30e4	0.250	1.000	4.71	4.70	28.7	115	100.0
20	20 d3-N-MeFOSAA	572.7 > 419.1	1.63e4	1.63e4	0.250	1.000	5.04	5.05	40.0	160	100.0

MMM 7/22/2018

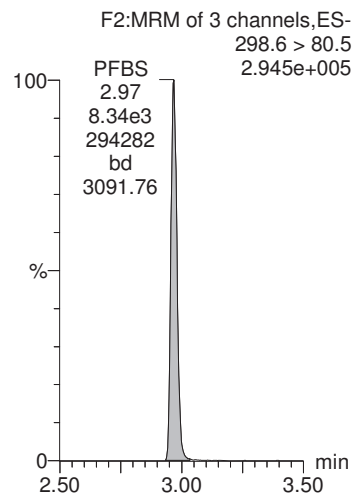
Dataset: X:\G1.PRO\Results\2018\180720G2\180720G2-05.qld

Last Altered: Friday, July 20, 2018 17:15:03 Pacific Daylight Time  
Printed: Saturday, July 21, 2018 15:31:49 Pacific Daylight Time

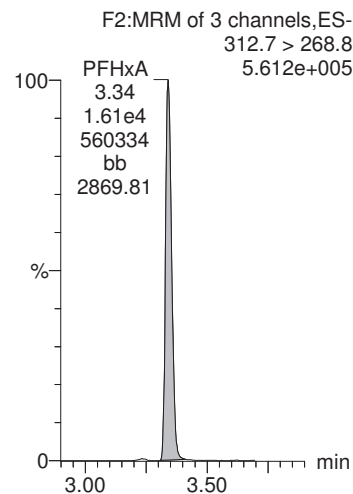
Method: X:\G1.PRO\MethDB\PFAS\_DW\_L14\_0719.mdb 20 Jul 2018 10:54:08  
Calibration: X:\G1.PRO\CurveDB\C18\_537\_Q1\_07-19-18\_L14.cdb 20 Jul 2018 12:31:35

Name: 180720G2\_5, Date: 20-Jul-2018, Time: 16:49:22, ID: B8G0137-BS1 LFB 0.25, Description: LFB

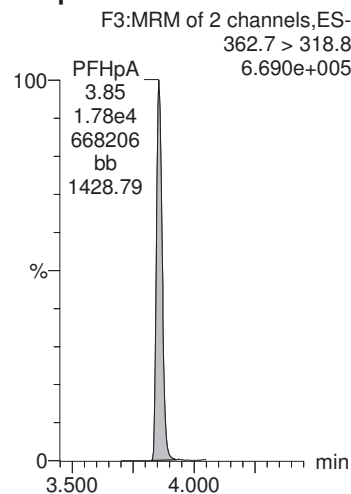
**PFBS**



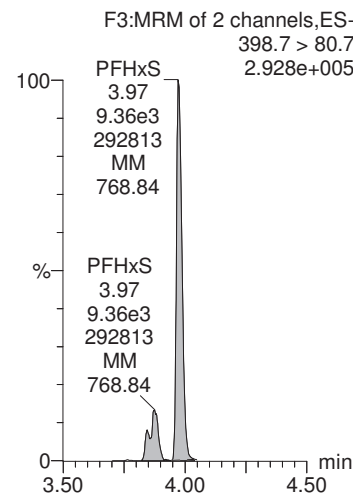
**PFHxA**



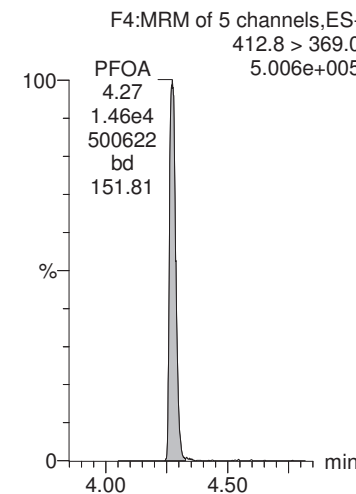
**PFHpA**



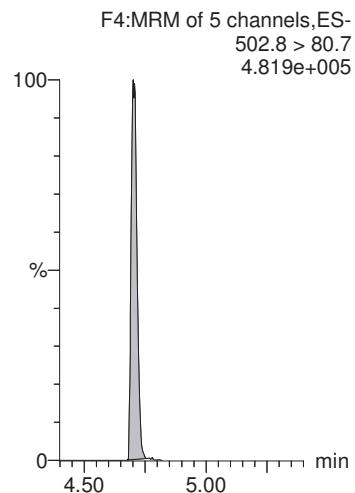
**PFHxS**



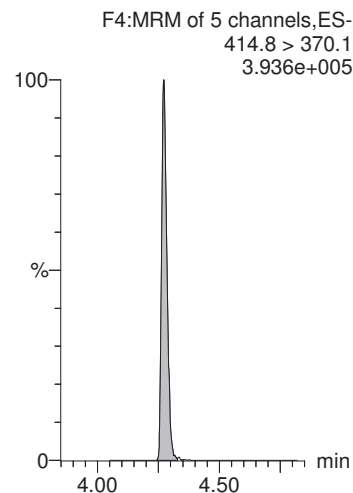
**PFOA**



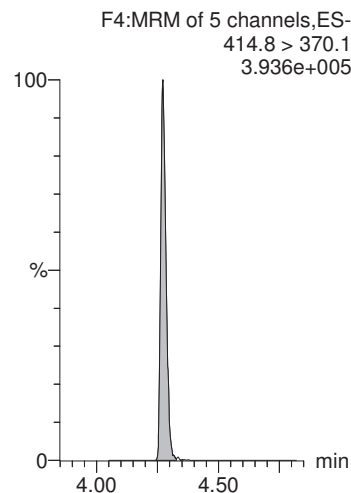
**13C4-PFOS**



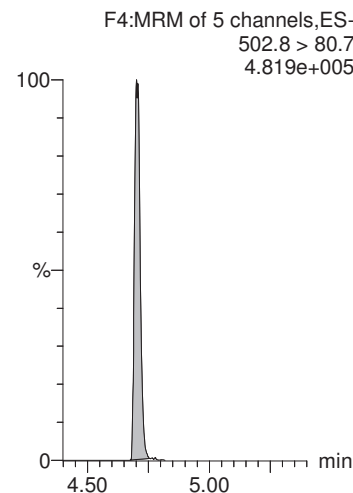
**13C2-PFOA**



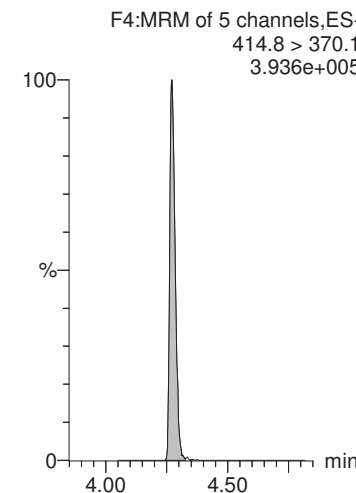
**13C2-PFOA**



**13C4-PFOS**



**13C2-PFOA**



CGH 7/21/2018



MMM 7/22/2018

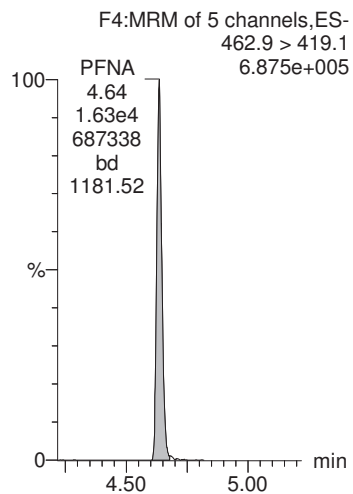
Dataset: X:\G1.PRO\Results\2018\180720G2\180720G2-05.qld

Last Altered: Friday, July 20, 2018 17:15:03 Pacific Daylight Time

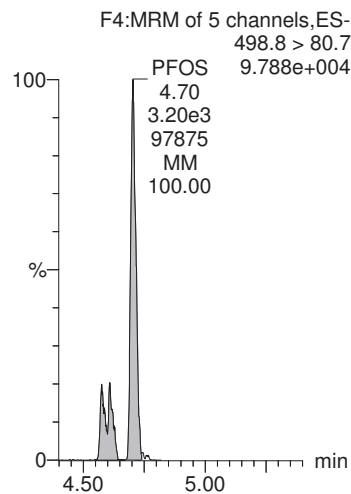
Printed: Saturday, July 21, 2018 15:31:49 Pacific Daylight Time

Name: 180720G2\_5, Date: 20-Jul-2018, Time: 16:49:22, ID: B8G0137-BS1 LFB 0.25, Description: LFB

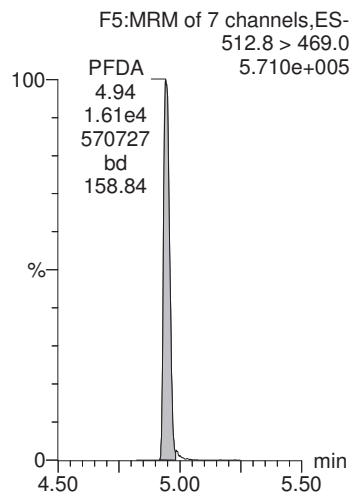
**PFNA**



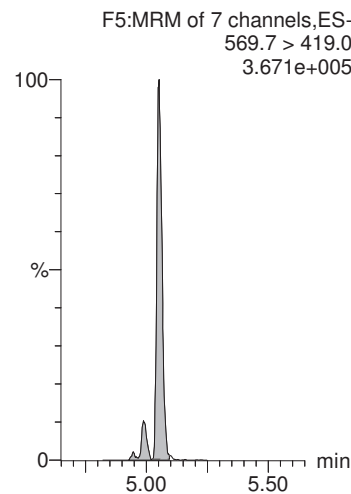
**PFOS**



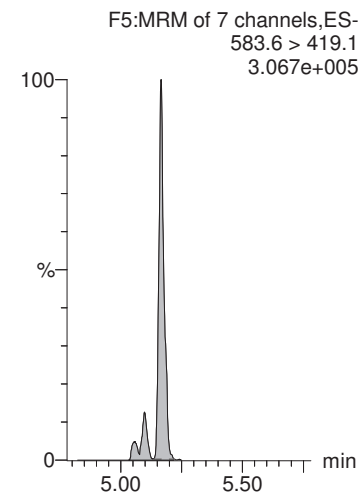
**PFDA**



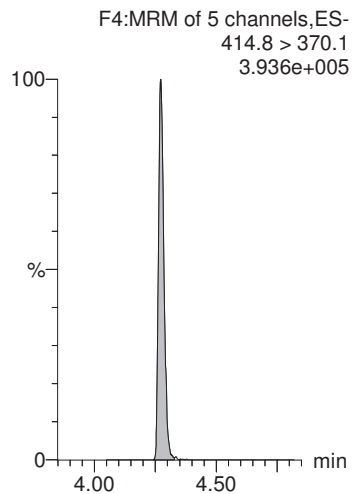
**N-MeFOSAA**



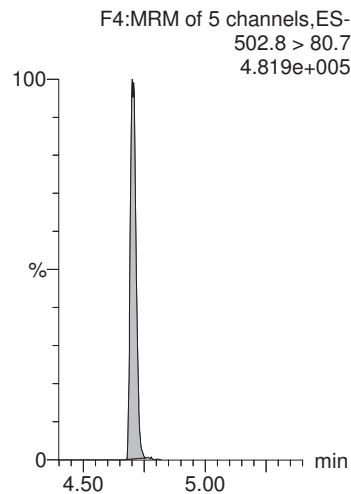
**N-EtFOSAA**



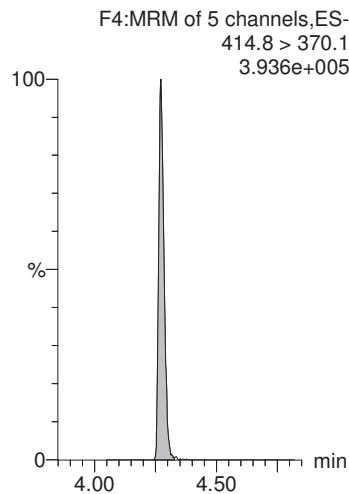
**13C2-PFOA**



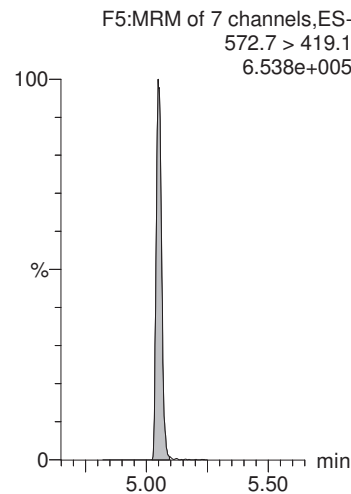
**13C4-PFOS**



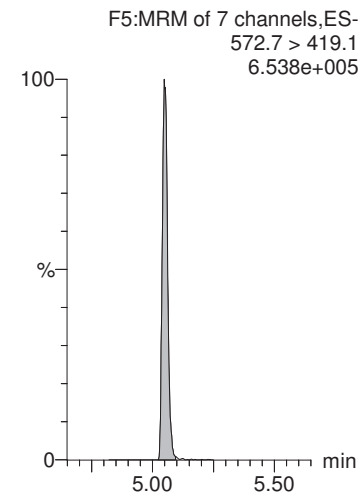
**13C2-PFOA**



**d3-N-MeFOSAA**



**d3-N-MeFOSAA**



MMM 7/22/2018

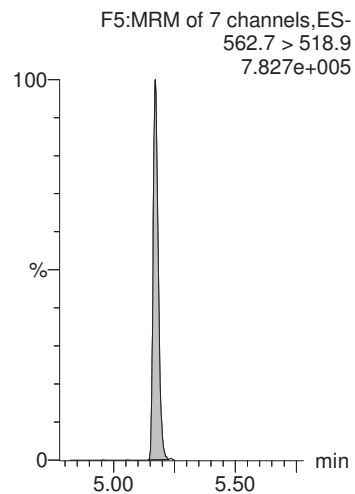
Dataset: X:\G1.PRO\Results\2018\180720G2\180720G2-05.qld

Last Altered: Friday, July 20, 2018 17:15:03 Pacific Daylight Time

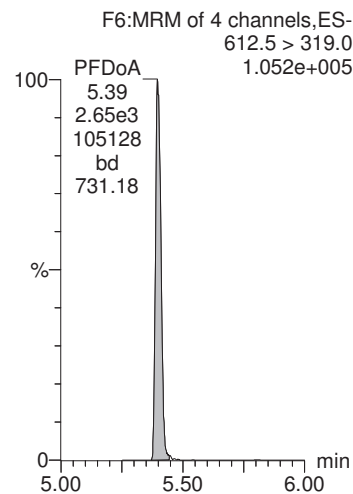
Printed: Saturday, July 21, 2018 15:31:49 Pacific Daylight Time

Name: 180720G2\_5, Date: 20-Jul-2018, Time: 16:49:22, ID: B8G0137-BS1 LFB 0.25, Description: LFB

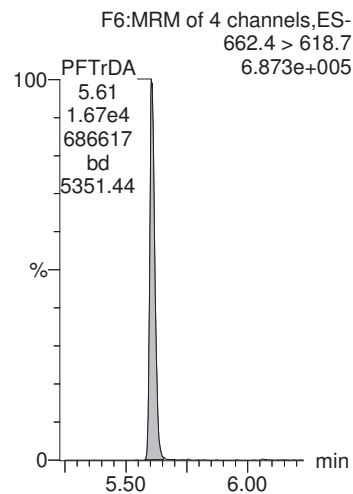
**PFUnA**



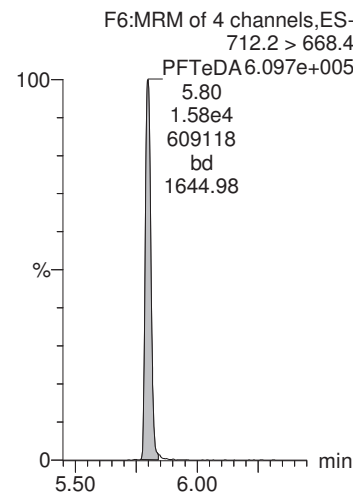
**PFDoA**



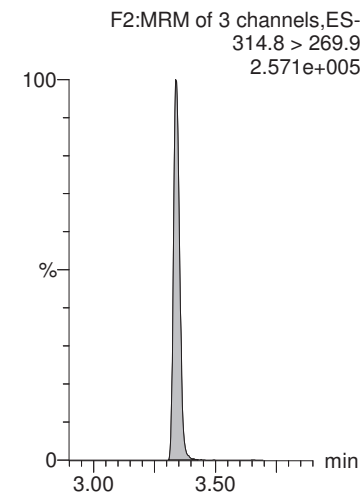
**PFTrDA**



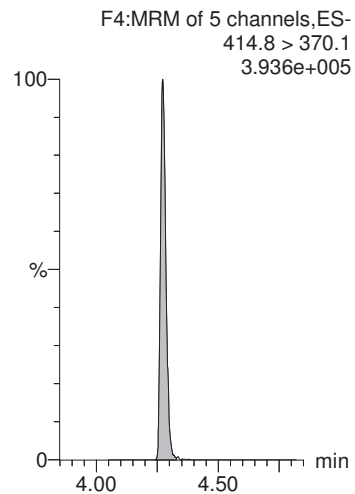
**PFTeDA**



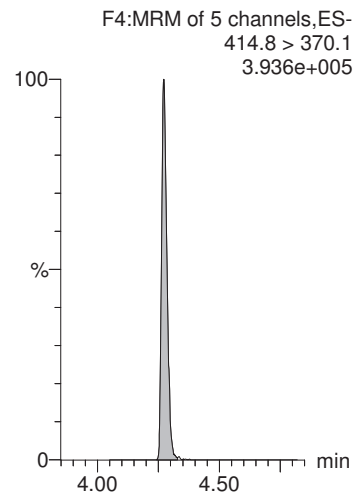
**13C2-PFHxA**



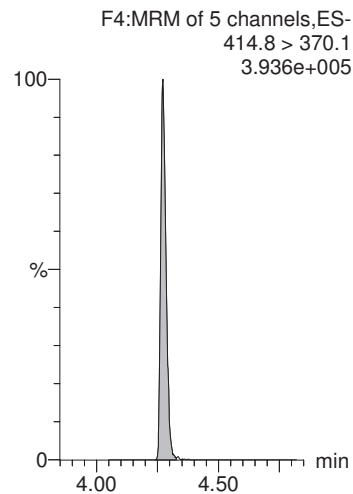
**13C2-PFOA**



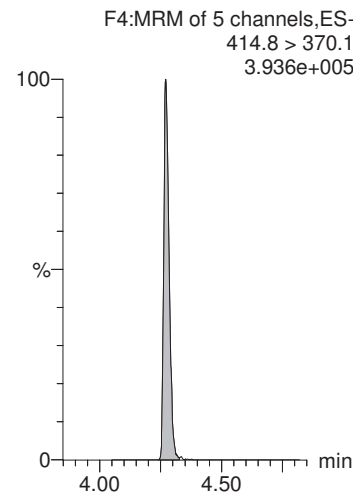
**13C2-PFOA**



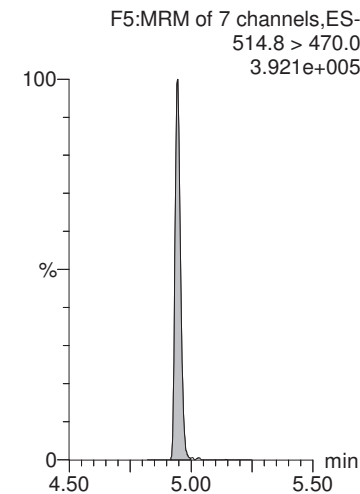
**13C2-PFOA**



**13C2-PFOA**



**13C2-PFDA**



MMM 7/22/2018

Dataset: X:\G1.PRO\Results\2018\180720G2\180720G2-05.qld

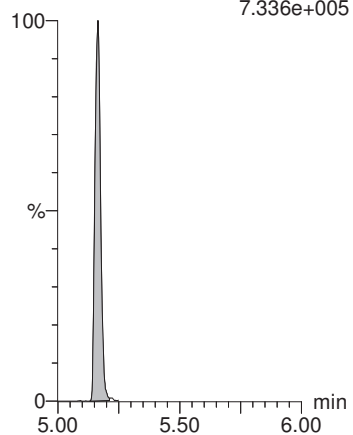
Last Altered: Friday, July 20, 2018 17:15:03 Pacific Daylight Time

Printed: Saturday, July 21, 2018 15:31:49 Pacific Daylight Time

Name: 180720G2\_5, Date: 20-Jul-2018, Time: 16:49:22, ID: B8G0137-BS1 LFB 0.25, Description: LFB

**d5-N-EtFOSAA**

F5:MRM of 7 channels,ES-  
588.7 > 419.1  
7.336e+005



MMM 7/23/2018

Dataset: X:\G1.PRO\Results\2018\180720G2\180720G2-14.qld

Last Altered: Saturday, July 21, 2018 15:49:24 Pacific Daylight Time

Printed: Saturday, July 21, 2018 15:50:26 Pacific Daylight Time

Method: X:\G1.PRO\MethDB\PFAS\_DW\_L14\_0719.mdb 20 Jul 2018 10:54:08

Calibration: X:\G1.PRO\CurveDB\C18\_537\_Q1\_07-19-18\_L14.cdb 20 Jul 2018 12:31:35

Name: 180720G2\_14, Date: 20-Jul-2018, Time: 18:44:43, ID: 1801762-01 CBD-1RW01-0718 0.25352, Description: CBD-1RW01-0718

	# Name	Trace	Area	IS Area	Wt./Vol.	RRF	Pred.RT	RT	y Axis Resp.	Conc.	%Rec
1	1 PFBS	298.6 > 80.5		1.30e4	0.254		2.96				
2	2 PFHxA	312.7 > 268.8	5.65e1	1.10e4	0.254		3.34	3.34	0.0513	0.249	
3	3 PFHpA	362.7 > 318.8	1.44e1	1.10e4	0.254		3.85	3.86	0.0130	0.0586	
4	4 PFHxS	398.7 > 80.7	2.17e0	1.30e4	0.254		3.98	3.98	0.00479	0.0167	
5	5 PFOA	412.8 > 369.0	5.01e1	1.10e4	0.254		4.27	4.28	0.0455	0.246	
6	6 PFNA	462.9 > 419.1	1.83e0	1.10e4	0.254		4.64	4.65	0.00166	0.00752	
7	7 PFOS	498.8 > 80.7	7.98e0	1.30e4	0.254		4.70	4.70	0.0176	0.188	
8	8 PFDA	512.8 > 469.0	1.82e1	1.10e4	0.254		4.92	4.94	0.0165	0.0748	
9	9 N-MeFOSAA	569.7 > 419.0		1.66e4	0.254		5.06				
10	10 N-EtFOSAA	583.6 > 419.1		1.66e4	0.254		5.17				
11	11 PFUnA	562.7 > 518.9		1.10e4	0.254		5.16				
12	12 PFDoA	612.5 > 319.0		1.10e4	0.254		5.40				
13	13 PFTrDA	662.4 > 618.7		1.10e4	0.254		5.61				
14	14 PFTeDA	712.2 > 668.4		1.10e4	0.254		5.79				
15	15 13C2-PFHxA	314.8 > 269.9	8.00e3	1.10e4	0.254	0.753	3.43	3.33	7.27	38.1	96.5
16	16 13C2-PFDA	514.8 > 470.0	9.63e3	1.10e4	0.254	1.023	4.87	4.95	8.75	33.7	85.5
17	17 d5-N-EtFOSAA	588.7 > 419.1	1.93e4	1.66e4	0.254	1.264	5.05	5.17	46.5	145	92.0
18	18 13C2-PFOA	414.8 > 370.1	1.10e4	1.10e4	0.254	1.000	4.28	4.27	10.0	39.4	100.0
19	19 13C4-PFOS	502.8 > 80.7	1.30e4	1.30e4	0.254	1.000	4.71	4.70	28.7	113	100.0
20	20 d3-N-MeFOSAA	572.7 > 419.1	1.66e4	1.66e4	0.254	1.000	5.04	5.05	40.0	158	100.0

MMM 7/23/2018

Dataset: X:\G1.PRO\Results\2018\180720G2\180720G2-14.qld

Last Altered: Saturday, July 21, 2018 15:49:24 Pacific Daylight Time

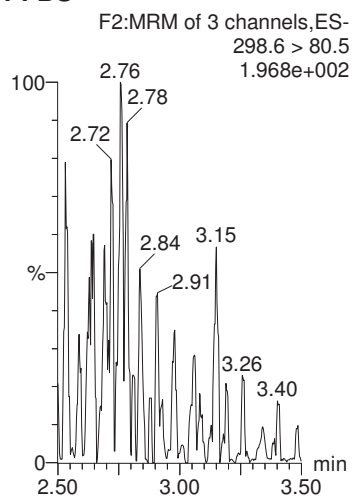
Printed: Saturday, July 21, 2018 15:50:26 Pacific Daylight Time

Method: X:\G1.PRO\MethDB\PFAS\_DW\_L14\_0719.mdb 20 Jul 2018 10:54:08

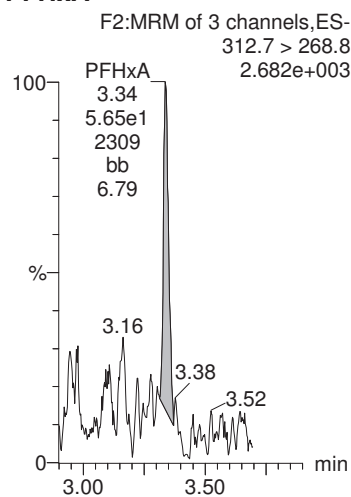
Calibration: X:\G1.PRO\CurveDB\C18\_537\_Q1\_07-19-18\_L14.cdb 20 Jul 2018 12:31:35

Name: 180720G2\_14, Date: 20-Jul-2018, Time: 18:44:43, ID: 1801762-01 CBD-1RW01-0718 0.25352, Description: CBD-1RW01-0718

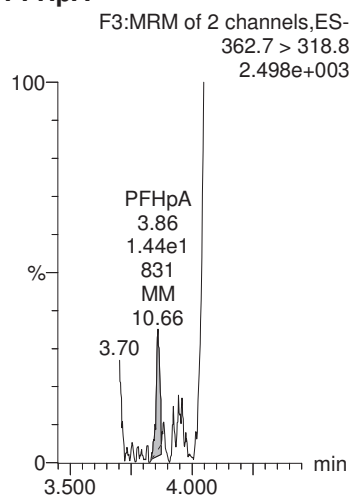
**PFBS**



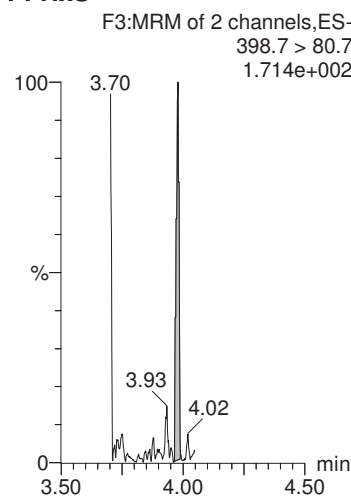
**PFHxA**



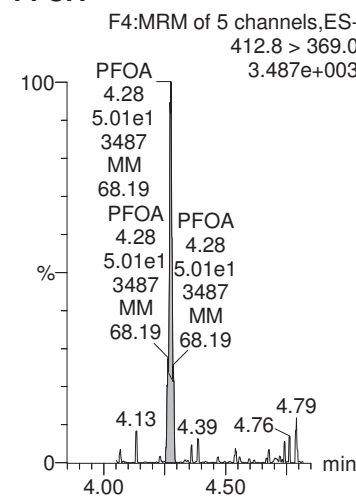
**PFHpA**



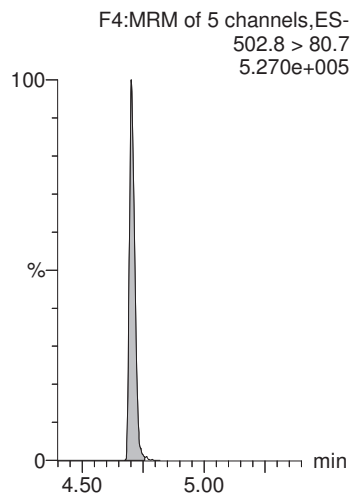
**PFHxS**



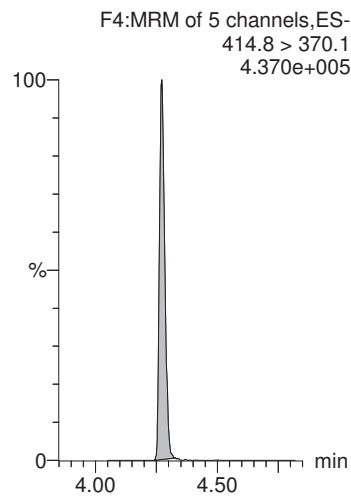
**PFOA**



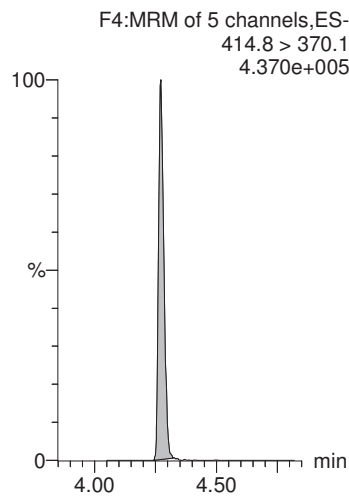
**13C4-PFOS**



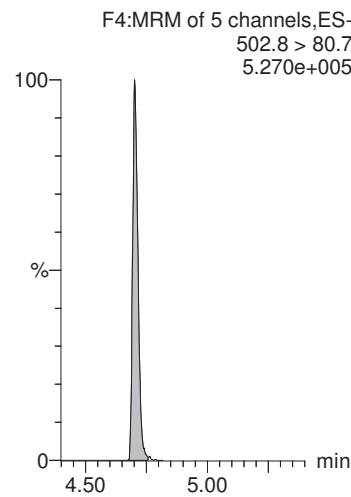
**13C2-PFOA**



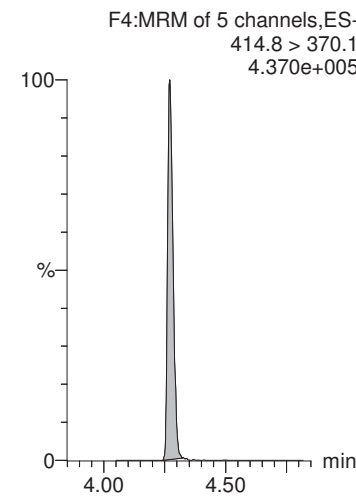
**13C2-PFOA**



**13C4-PFOS**



**13C2-PFOA**



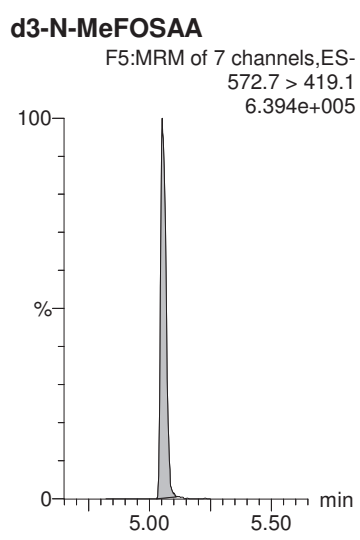
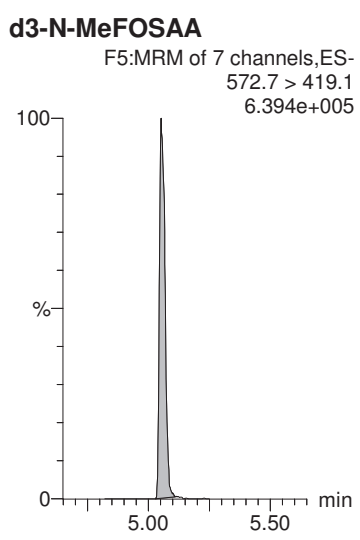
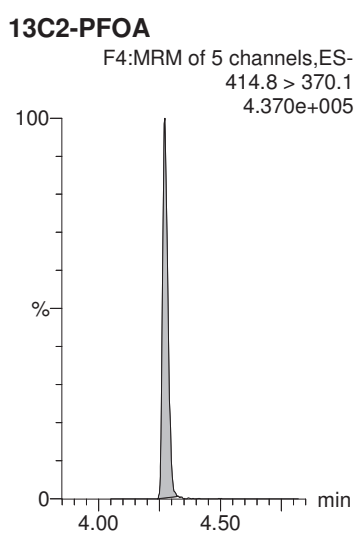
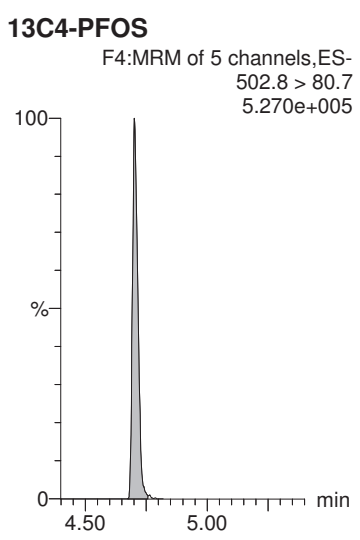
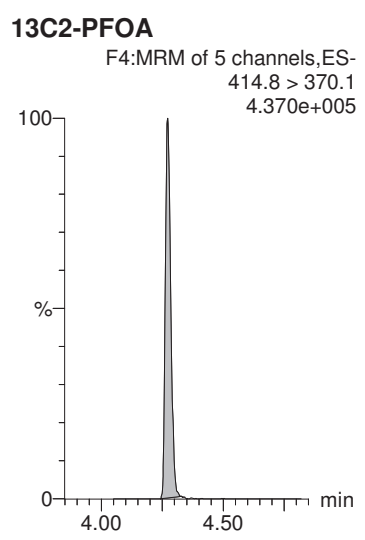
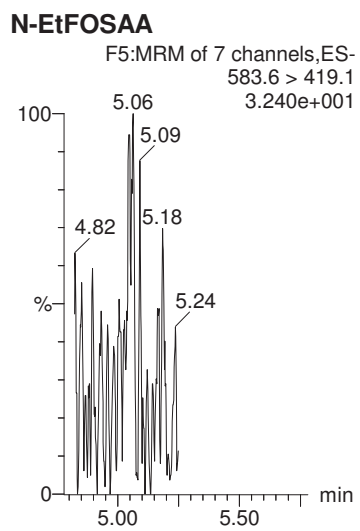
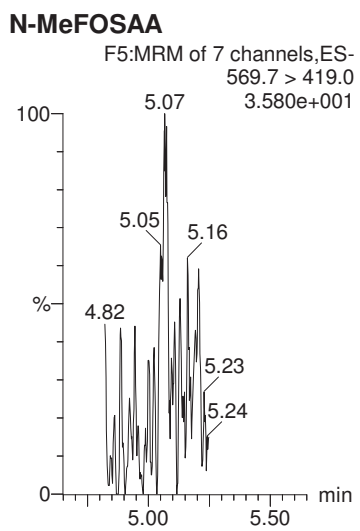
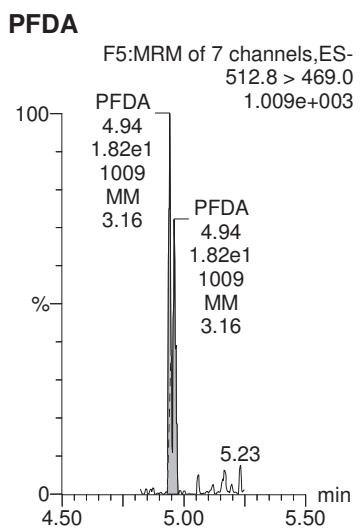
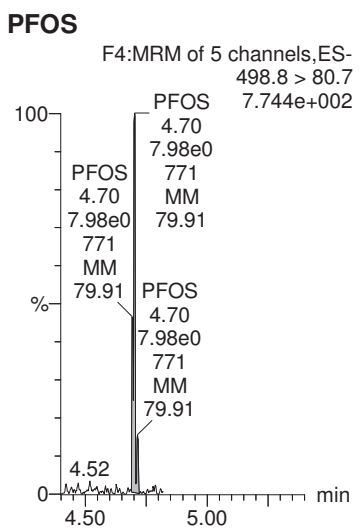
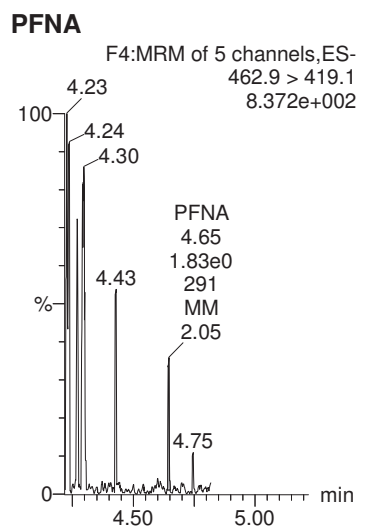
CGH 7/21/2018

MMM 7/23/2018

Dataset: X:\G1.PRO\Results\2018\180720G2\180720G2-14.qld

Last Altered: Saturday, July 21, 2018 15:49:24 Pacific Daylight Time  
Printed: Saturday, July 21, 2018 15:50:26 Pacific Daylight Time

Name: 180720G2\_14, Date: 20-Jul-2018, Time: 18:44:43, ID: 1801762-01 CBD-1RW01-0718 0.25352, Description: CBD-1RW01-0718



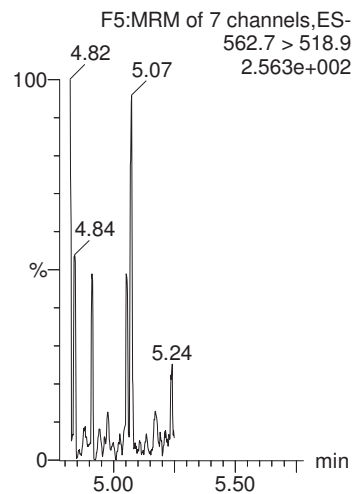
MMM 7/23/2018

Dataset: X:\G1.PRO\Results\2018\180720G2\180720G2-14.qld

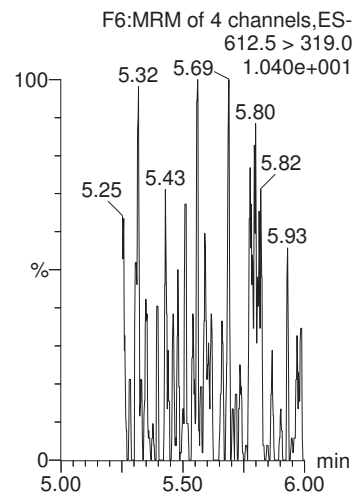
Last Altered: Saturday, July 21, 2018 15:49:24 Pacific Daylight Time  
Printed: Saturday, July 21, 2018 15:50:26 Pacific Daylight Time

Name: 180720G2\_14, Date: 20-Jul-2018, Time: 18:44:43, ID: 1801762-01 CBD-1RW01-0718 0.25352, Description: CBD-1RW01-0718

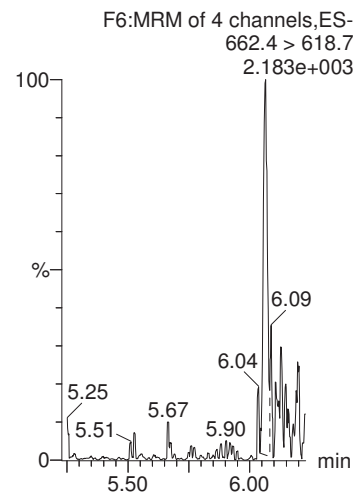
**PFUnA**



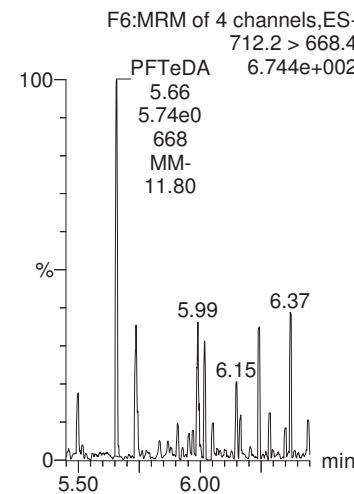
**PFDaA**



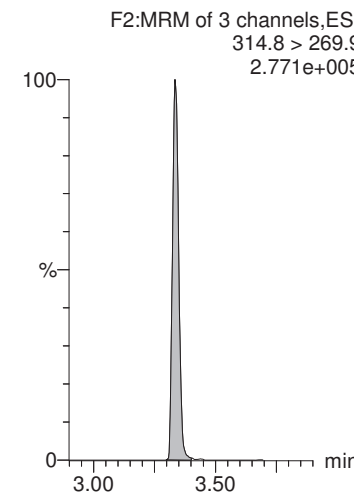
**PFTrDA**



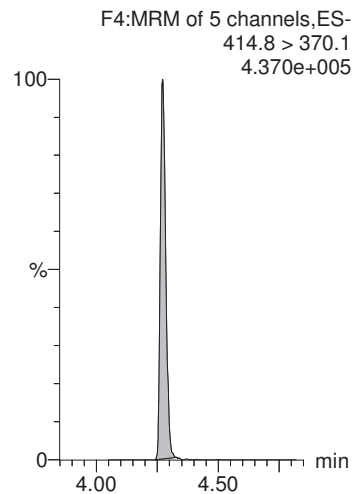
**PFTeDA**



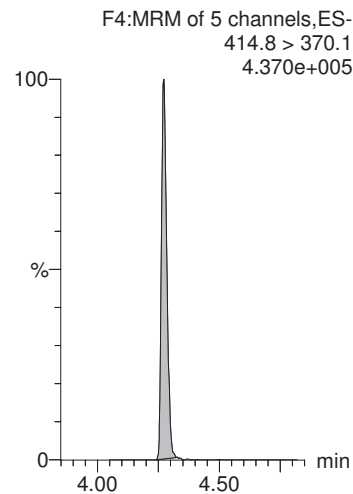
**13C2-PFHxA**



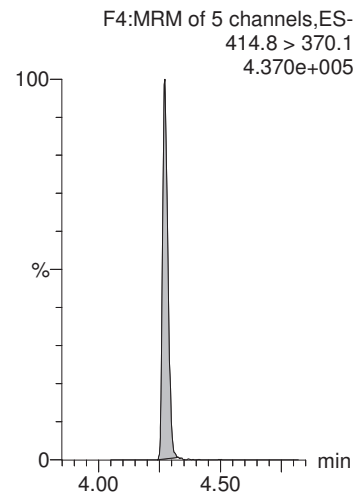
**13C2-PFOA**



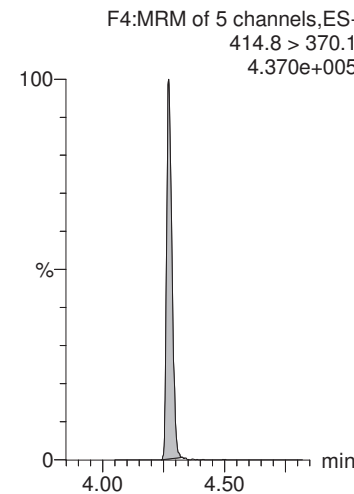
**13C2-PFOA**



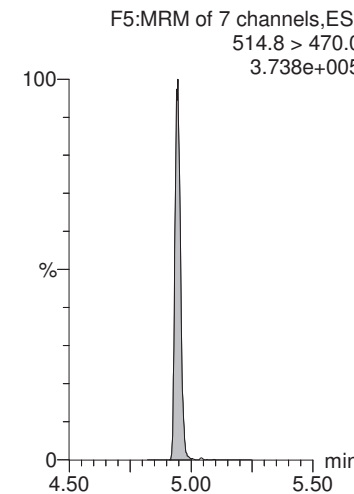
**13C2-PFOA**



**13C2-PFOA**



**13C2-PFDA**



MMM 7/23/2018

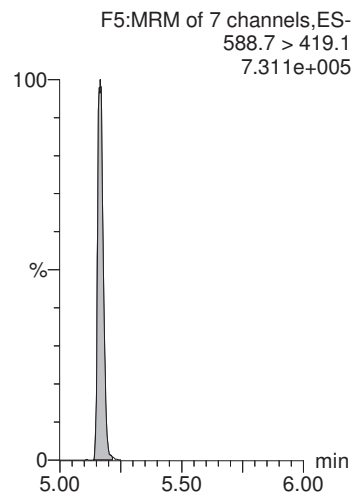
Dataset: X:\G1.PRO\Results\2018\180720G2\180720G2-14.qld

Last Altered: Saturday, July 21, 2018 15:49:24 Pacific Daylight Time

Printed: Saturday, July 21, 2018 15:50:26 Pacific Daylight Time

Name: 180720G2\_14, Date: 20-Jul-2018, Time: 18:44:43, ID: 1801762-01 CBD-1RW01-0718 0.25352, Description: CBD-1RW01-0718

**d5-N-EtFOSAA**





MMM 7/22/2018

Dataset: X:\G1.PRO\Results\2018\180720G2\180720G2-15.qld

Last Altered: Saturday, July 21, 2018 15:54:10 Pacific Daylight Time

Printed: Saturday, July 21, 2018 15:55:59 Pacific Daylight Time

Method: X:\G1.PRO\MethDB\PFAS\_DW\_L14\_0719.mdb 20 Jul 2018 10:54:08

Calibration: X:\G1.PRO\CurveDB\C18\_537\_Q1\_07-19-18\_L14.cdb 20 Jul 2018 12:31:35

Name: 180720G2\_15, Date: 20-Jul-2018, Time: 18:57:32, ID: 1801762-02 CBD-1FB01-0718 0.25162, Description: CBD-1FB01-0718

	# Name	Trace	Area	IS Area	Wt./Vol.	RRF	Pred.RT	RT	y Axis Resp.	Conc.	%Rec
1	1 PFBS	298.6 > 80.5	1.24e0	1.27e4	0.252		2.97	2.96	0.00280	0.0117	
2	2 PFHxA	312.7 > 268.8	4.03e1	9.81e3	0.252		3.34	3.34	0.0410	0.201	
3	3 PFHpA	362.7 > 318.8		9.81e3	0.252		3.85				
4	4 PFHxS	398.7 > 80.7		1.27e4	0.252		3.99				
5	5 PFOA	412.8 > 369.0	2.10e1	9.81e3	0.252		4.28	4.28	0.0214	0.117	
6	6 PFNA	462.9 > 419.1		9.81e3	0.252		4.64				
7	7 PFOS	498.8 > 80.7		1.27e4	0.252		4.70				
8	8 PFDA	512.8 > 469.0	1.36e1	9.81e3	0.252		4.92	4.94	0.0139	0.0633	
9	9 N-MeFOSAA	569.7 > 419.0		1.50e4	0.252		5.07				
10	10 N-EtFOSAA	583.6 > 419.1		1.50e4	0.252		5.18				
11	11 PFUnA	562.7 > 518.9	1.16e1	9.81e3	0.252		5.17	5.12	0.0118	0.0487	
12	12 PFDoA	612.5 > 319.0		9.81e3	0.252		5.41				
13	13 PFTTrDA	662.4 > 618.7		9.81e3	0.252		5.62				
14	14 PFTeDA	712.2 > 668.4		9.81e3	0.252		5.80				
15	15 13C2-PFHxA	314.8 > 269.9	6.93e3	9.81e3	0.252	0.753	3.43	3.33	7.06	37.3	93.8
16	16 13C2-PFDA	514.8 > 470.0	8.79e3	9.81e3	0.252	1.023	4.88	4.94	8.96	34.8	87.7
17	17 d5-N-EtFOSAA	588.7 > 419.1	1.76e4	1.50e4	0.252	1.264	5.06	5.16	46.7	147	92.4
18	18 13C2-PFOA	414.8 > 370.1	9.81e3	9.81e3	0.252	1.000	4.28	4.28	10.0	39.7	100.0
19	19 13C4-PFOS	502.8 > 80.7	1.27e4	1.27e4	0.252	1.000	4.71	4.71	28.7	114	100.0
20	20 d3-N-MeFOSAA	572.7 > 419.1	1.50e4	1.50e4	0.252	1.000	5.04	5.06	40.0	159	100.0

MMM 7/22/2018

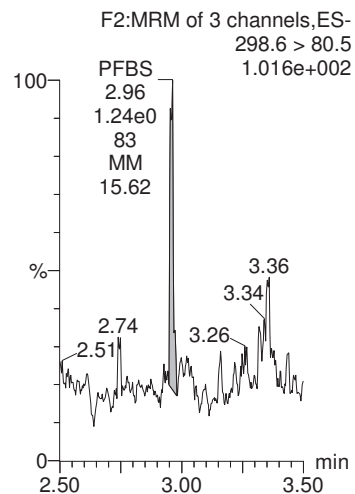
Dataset: X:\G1.PRO\Results\2018\180720G2\180720G2-15.qld

Last Altered: Saturday, July 21, 2018 15:54:10 Pacific Daylight Time  
Printed: Saturday, July 21, 2018 15:55:59 Pacific Daylight Time

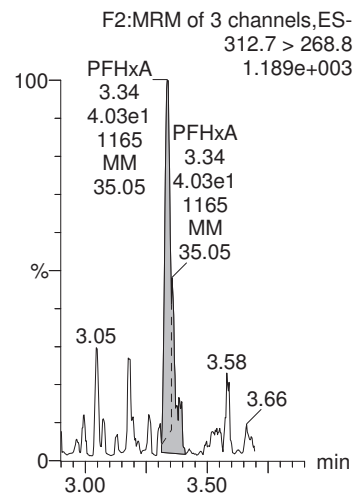
Method: X:\G1.PRO\MethDB\PFAS\_DW\_L14\_0719.mdb 20 Jul 2018 10:54:08  
Calibration: X:\G1.PRO\CurveDB\C18\_537\_Q1\_07-19-18\_L14.cdb 20 Jul 2018 12:31:35

Name: 180720G2\_15, Date: 20-Jul-2018, Time: 18:57:32, ID: 1801762-02 CBD-1FB01-0718 0.25162, Description: CBD-1FB01-0718

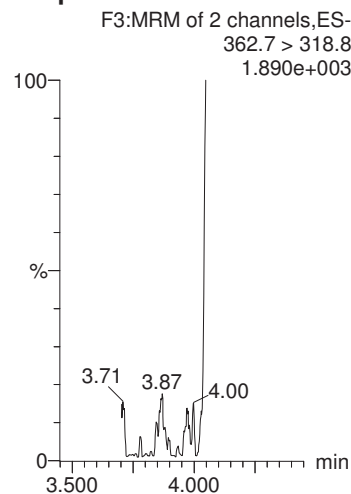
**PFBS**



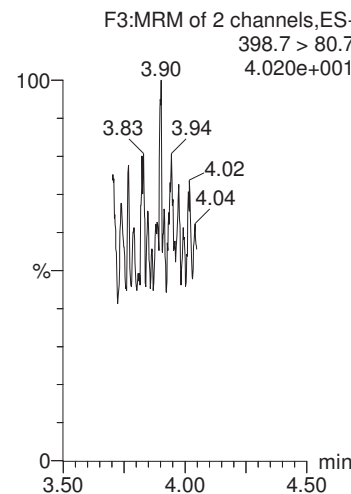
**PFHxA**



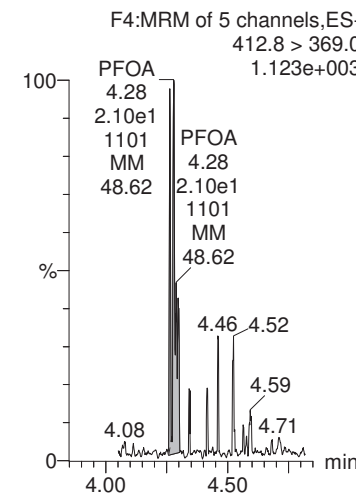
**PFHpA**



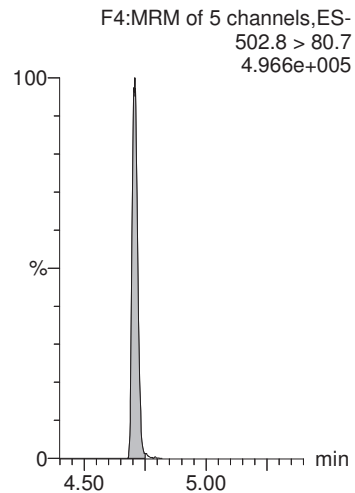
**PFHxS**



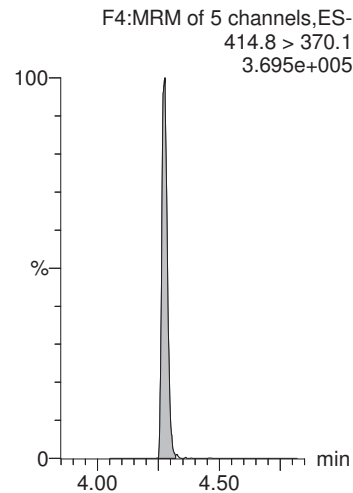
**PFOA**



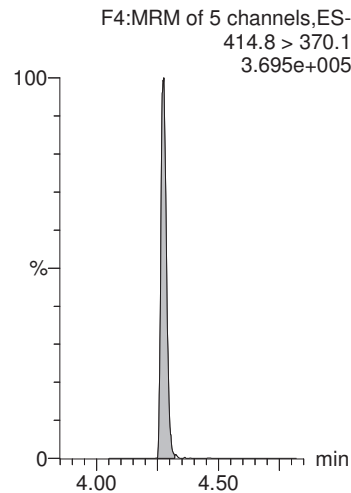
**13C4-PFOS**



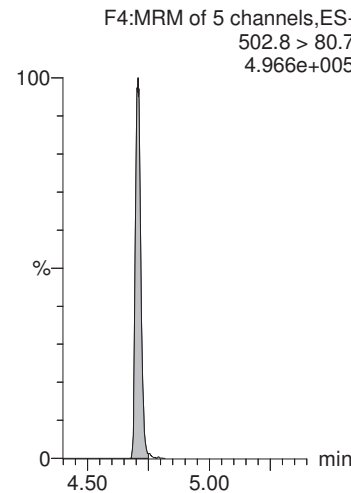
**13C2-PFOA**



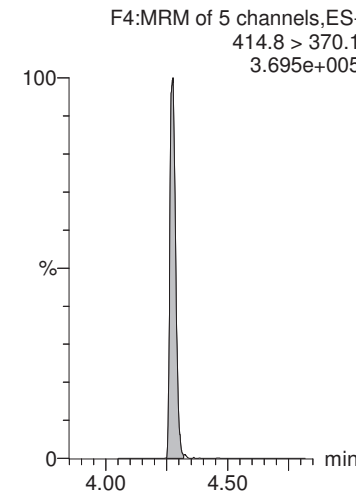
**13C2-PFOA**



**13C4-PFOS**



**13C2-PFOA**



CGH 7/21/2018

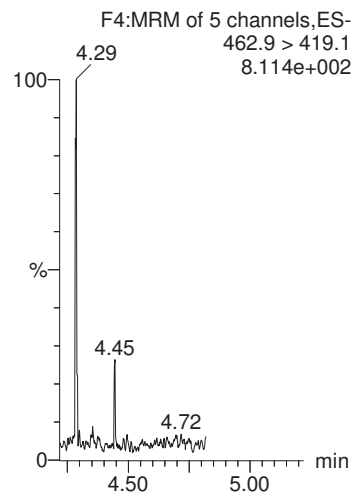
MMM 7/22/2018

Dataset: X:\G1.PRO\Results\2018\180720G2\180720G2-15.qld

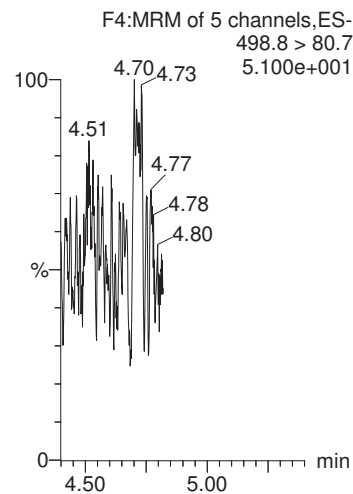
Last Altered: Saturday, July 21, 2018 15:54:10 Pacific Daylight Time  
Printed: Saturday, July 21, 2018 15:55:59 Pacific Daylight Time

Name: 180720G2\_15, Date: 20-Jul-2018, Time: 18:57:32, ID: 1801762-02 CBD-1FB01-0718 0.25162, Description: CBD-1FB01-0718

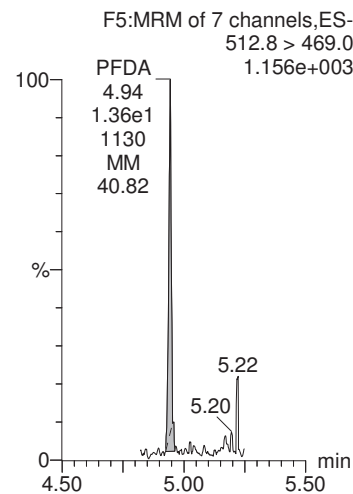
**PFNA**



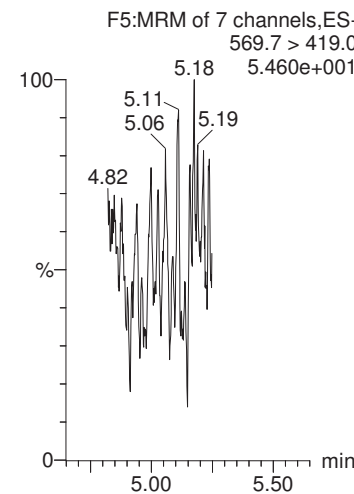
**PFOS**



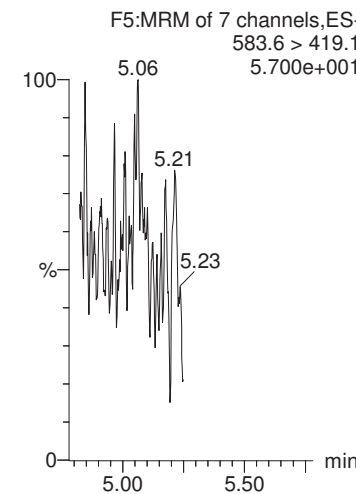
**PFDA**



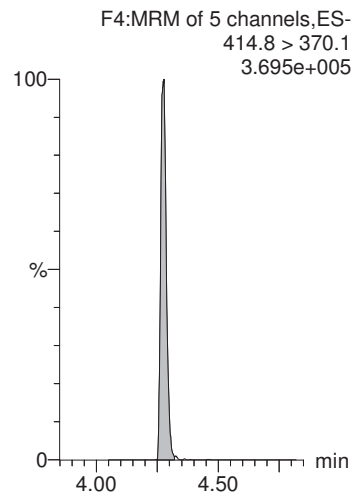
**N-MeFOSAA**



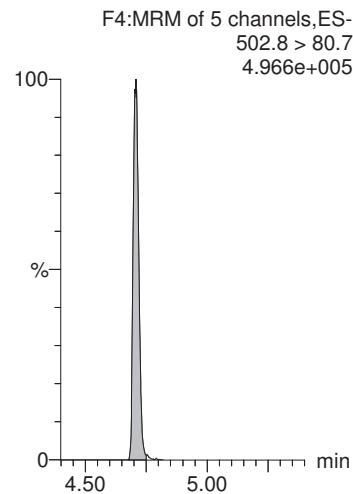
**N-EtFOSAA**



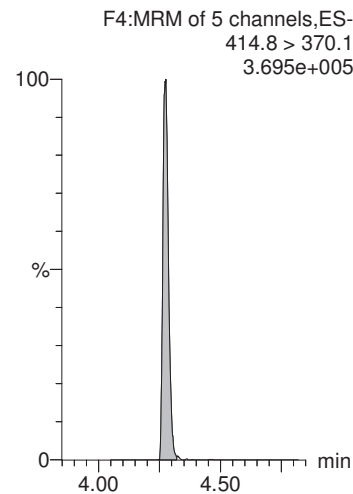
**13C2-PFOA**



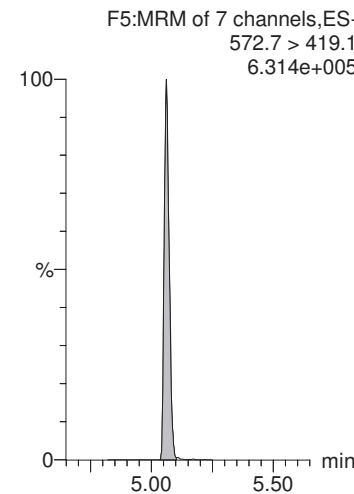
**13C4-PFOS**



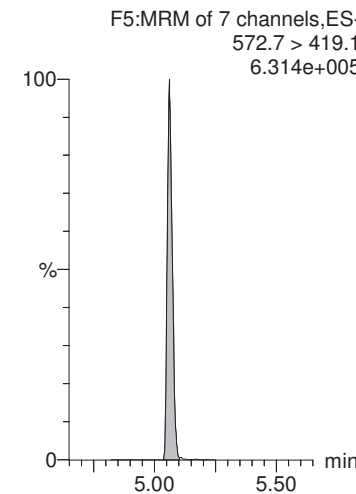
**13C2-PFOA**



**d3-N-MeFOSAA**



**d3-N-MeFOSAA**



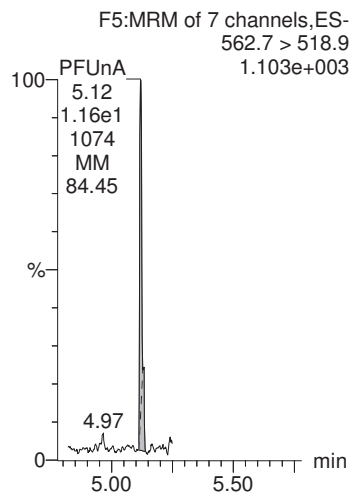
MMM 7/22/2018

Dataset: X:\G1.PRO\Results\2018\180720G2\180720G2-15.qld

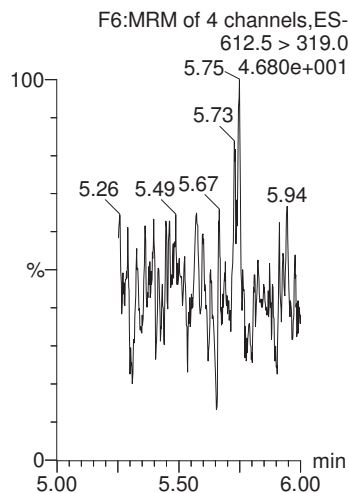
Last Altered: Saturday, July 21, 2018 15:54:10 Pacific Daylight Time  
Printed: Saturday, July 21, 2018 15:55:59 Pacific Daylight Time

Name: 180720G2\_15, Date: 20-Jul-2018, Time: 18:57:32, ID: 1801762-02 CBD-1FB01-0718 0.25162, Description: CBD-1FB01-0718

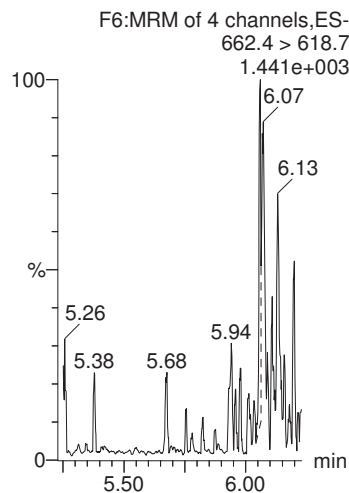
**PFUnA**



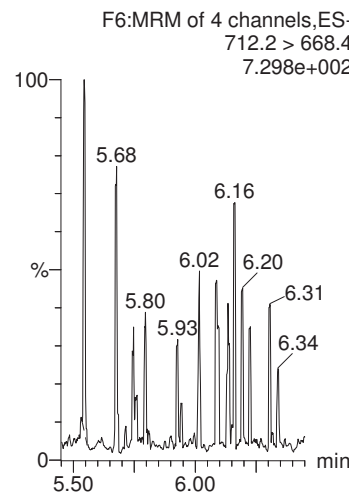
**PFDaA**



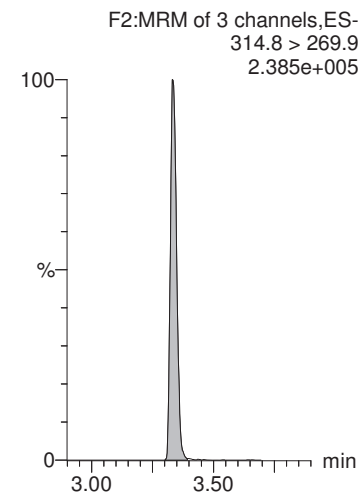
**PFTrDA**



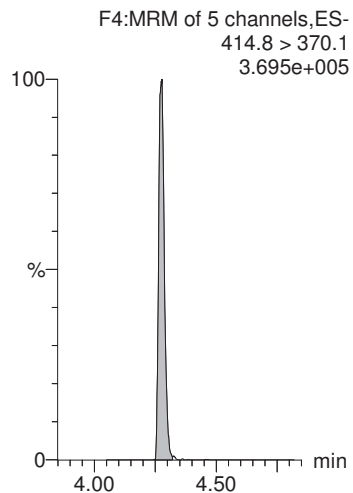
**PFTeDA**



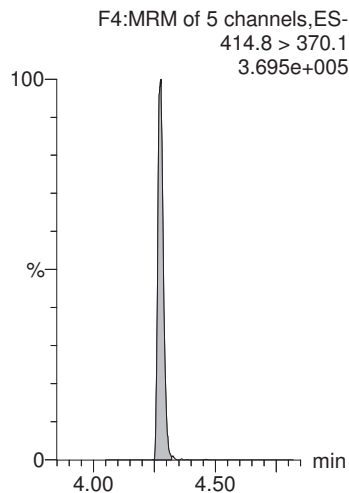
**13C2-PFHxA**



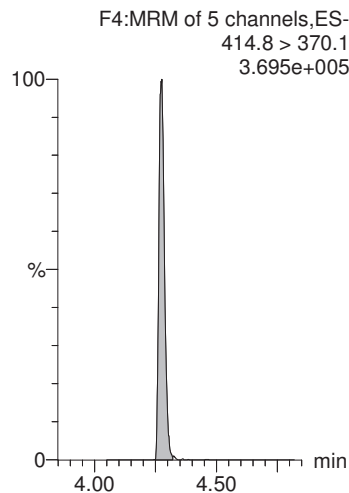
**13C2-PFOA**



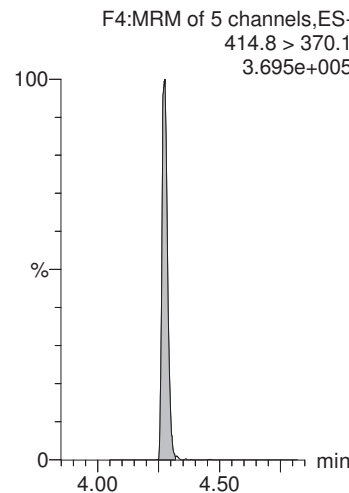
**13C2-PFOA**



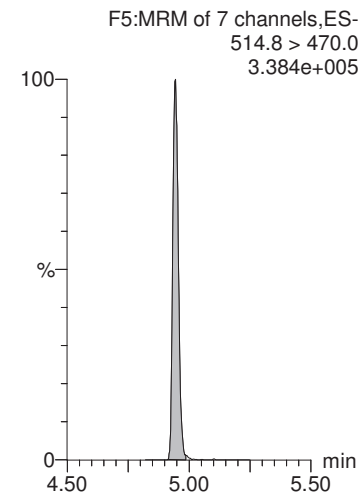
**13C2-PFOA**



**13C2-PFOA**



**13C2-PFDA**



MMM 7/22/2018

Dataset: X:\G1.PRO\Results\2018\180720G2\180720G2-15.qld

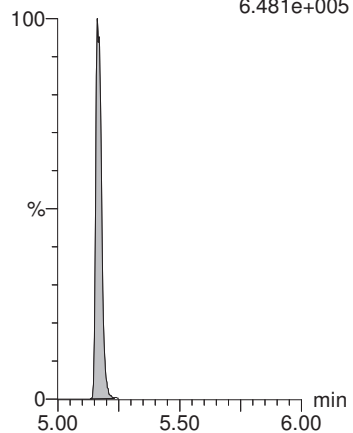
Last Altered: Saturday, July 21, 2018 15:54:10 Pacific Daylight Time

Printed: Saturday, July 21, 2018 15:55:59 Pacific Daylight Time

Name: 180720G2\_15, Date: 20-Jul-2018, Time: 18:57:32, ID: 1801762-02 CBD-1FB01-0718 0.25162, Description: CBD-1FB01-0718

**d5-N-EtFOSAA**

F5:MRM of 7 channels,ES-  
588.7 > 419.1  
6.481e+005



MMM 7/22/2018

Dataset: X:\G1.PRO\Results\2018\180720G2\180720G2-16.qld

Last Altered: Saturday, July 21, 2018 15:59:12 Pacific Daylight Time

Printed: Saturday, July 21, 2018 15:59:46 Pacific Daylight Time

Method: X:\G1.PRO\MethDB\PFAS\_DW\_L14\_0719.mdb 20 Jul 2018 10:54:08

Calibration: X:\G1.PRO\CurveDB\C18\_537\_Q1\_07-19-18\_L14.cdb 20 Jul 2018 12:31:35

Name: 180720G2\_16, Date: 20-Jul-2018, Time: 19:10:22, ID: 1801762-03 CBD-1RW02-0718 0.24766, Description: CBD-1RW02-0718

	# Name	Trace	Area	IS Area	Wt./Vol.	RRF	Pred.RT	RT	y Axis Resp.	Conc.	%Rec
1	1 PFBS	298.6 > 80.5		1.23e4	0.248		2.96				
2	2 PFHxA	312.7 > 268.8	4.85e1	1.05e4	0.248		3.34	3.34	0.0463	0.230	
3	3 PFHpA	362.7 > 318.8		1.05e4	0.248		3.85				
4	4 PFHxS	398.7 > 80.7		1.23e4	0.248		3.98				
5	5 PFOA	412.8 > 369.0	2.34e1	1.05e4	0.248		4.28	4.27	0.0224	0.124	
6	6 PFNA	462.9 > 419.1		1.05e4	0.248		4.64				
7	7 PFOS	498.8 > 80.7	1.68e0	1.23e4	0.248		4.70	4.69	0.00393	0.0429	
8	8 PFDA	512.8 > 469.0	2.12e1	1.05e4	0.248		4.92	4.94	0.0202	0.0936	
9	9 N-MeFOSAA	569.7 > 419.0		1.53e4	0.248		5.06				
10	10 N-EtFOSAA	583.6 > 419.1		1.53e4	0.248		5.17				
11	11 PFUnA	562.7 > 518.9		1.05e4	0.248		5.16				
12	12 PFDoA	612.5 > 319.0		1.05e4	0.248		5.40				
13	13 PFTrDA	662.4 > 618.7		1.05e4	0.248		5.61				
14	14 PFTeDA	712.2 > 668.4		1.05e4	0.248		5.80				
15	15 13C2-PFHxA	314.8 > 269.9	6.94e3	1.05e4	0.248	0.753	3.43	3.34	6.63	35.6	88.1
16	16 13C2-PFDA	514.8 > 470.0	9.33e3	1.05e4	0.248	1.023	4.87	4.95	8.91	35.2	87.1
17	17 d5-N-EtFOSAA	588.7 > 419.1	1.84e4	1.53e4	0.248	1.264	5.05	5.16	48.0	153	94.9
18	18 13C2-PFOA	414.8 > 370.1	1.05e4	1.05e4	0.248	1.000	4.28	4.28	10.0	40.4	100.0
19	19 13C4-PFOS	502.8 > 80.7	1.23e4	1.23e4	0.248	1.000	4.71	4.70	28.7	116	100.0
20	20 d3-N-MeFOSAA	572.7 > 419.1	1.53e4	1.53e4	0.248	1.000	5.04	5.05	40.0	162	100.0

MMM 7/22/2018

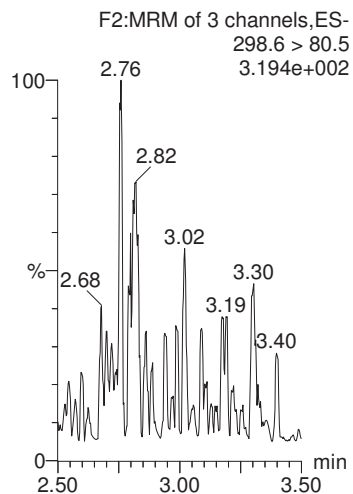
Dataset: X:\G1.PRO\Results\2018\180720G2\180720G2-16.qld

Last Altered: Saturday, July 21, 2018 15:59:12 Pacific Daylight Time  
Printed: Saturday, July 21, 2018 15:59:46 Pacific Daylight Time

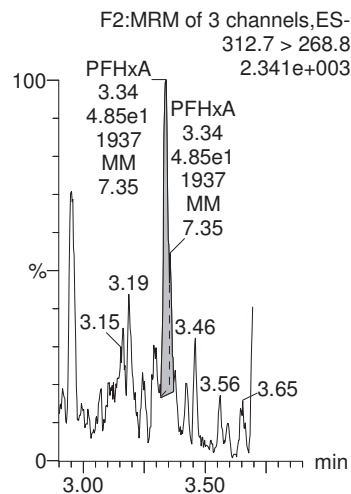
Method: X:\G1.PRO\MethDB\PFAS\_DW\_L14\_0719.mdb 20 Jul 2018 10:54:08  
Calibration: X:\G1.PRO\CurveDB\C18\_537\_Q1\_07-19-18\_L14.cdb 20 Jul 2018 12:31:35

Name: 180720G2\_16, Date: 20-Jul-2018, Time: 19:10:22, ID: 1801762-03 CBD-1RW02-0718 0.24766, Description: CBD-1RW02-0718

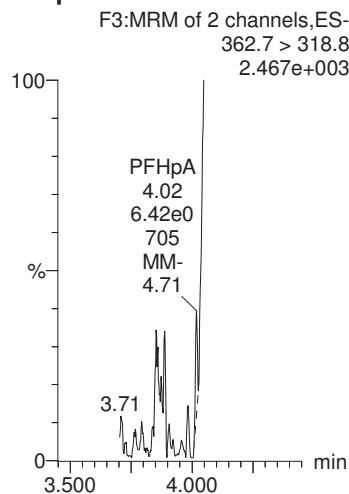
**PFBS**



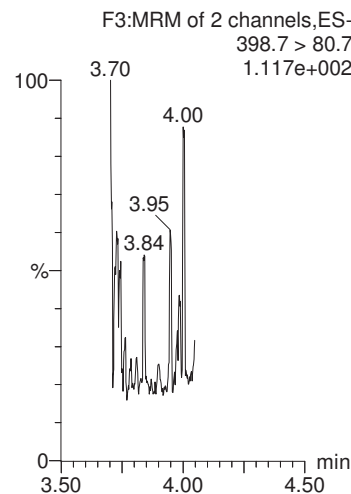
**PFHxA**



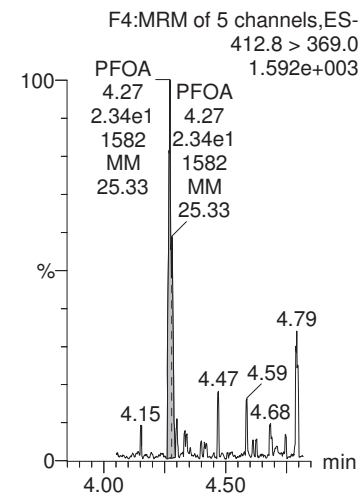
**PFHpA**



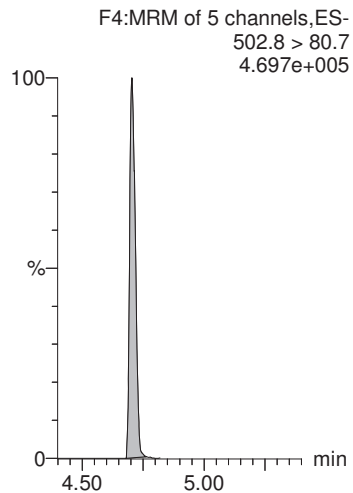
**PFHxS**



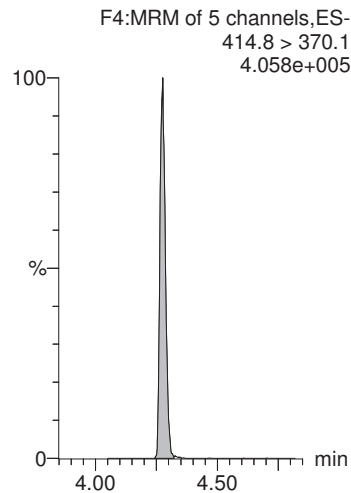
**PFOA**



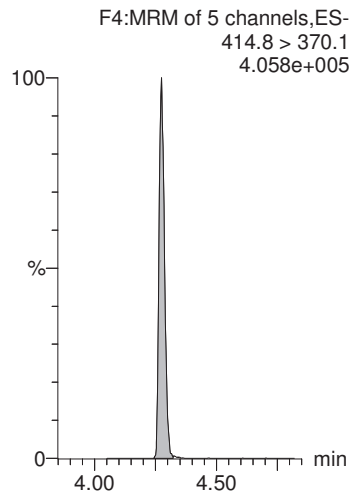
**13C4-PFOS**



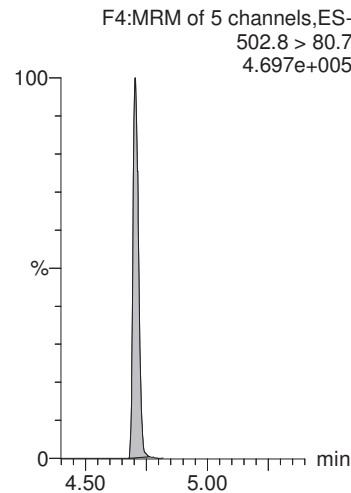
**13C2-PFOA**



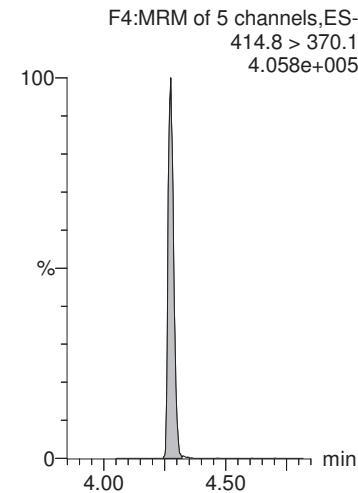
**13C2-PFOA**



**13C4-PFOS**



**13C2-PFOA**



CGH 7/21/2018

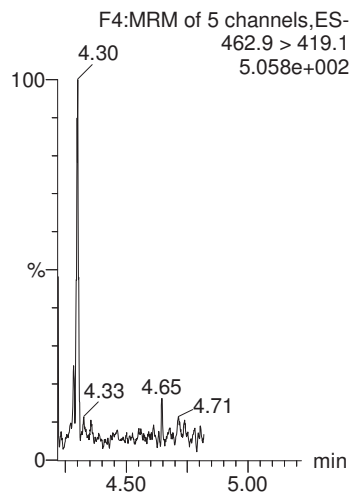
MMM 7/22/2018

Dataset: X:\G1.PRO\Results\2018\180720G2\180720G2-16.qld

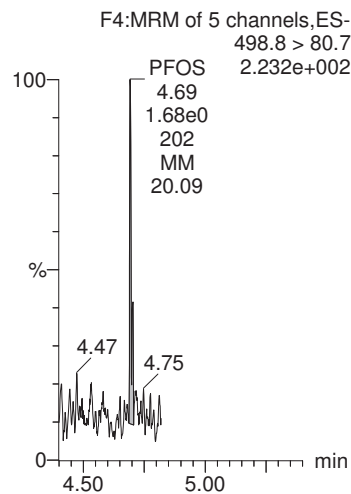
Last Altered: Saturday, July 21, 2018 15:59:12 Pacific Daylight Time  
Printed: Saturday, July 21, 2018 15:59:46 Pacific Daylight Time

Name: 180720G2\_16, Date: 20-Jul-2018, Time: 19:10:22, ID: 1801762-03 CBD-1RW02-0718 0.24766, Description: CBD-1RW02-0718

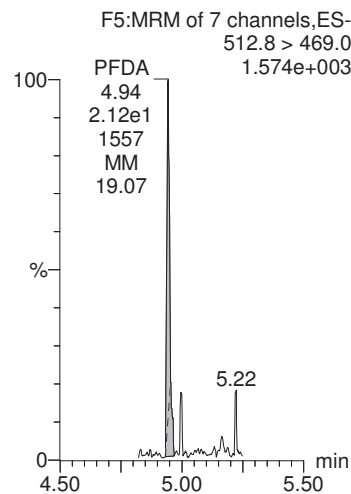
**PFNA**



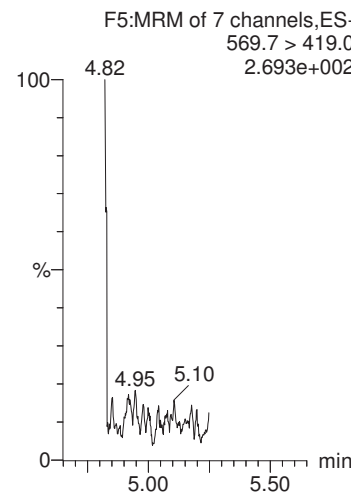
**PFOS**



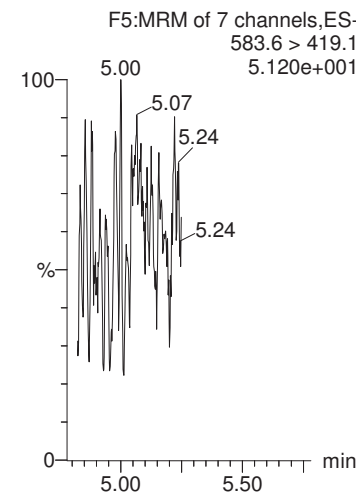
**PFDA**



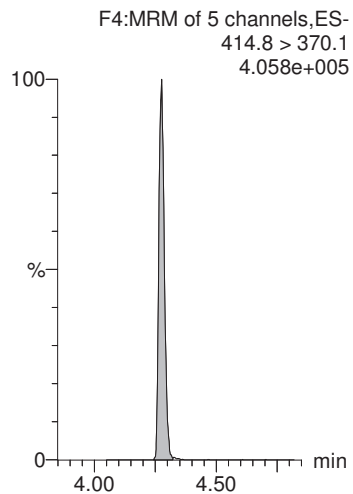
**N-MeFOSAA**



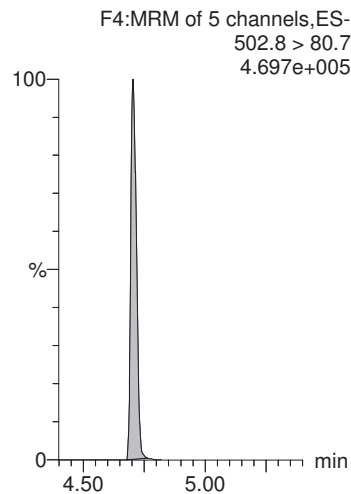
**N-EtFOSAA**



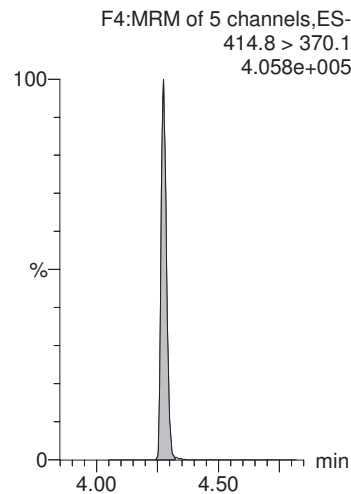
**13C2-PFOA**



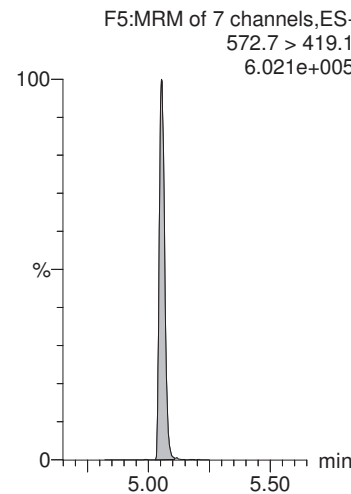
**13C4-PFOS**



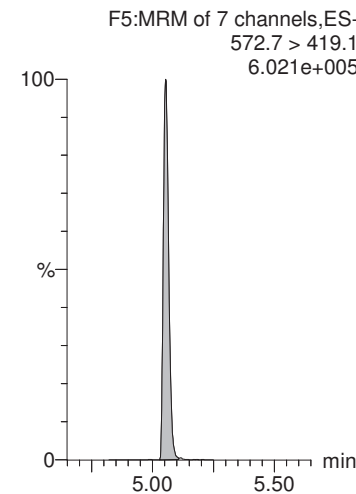
**13C2-PFOA**



**d3-N-MeFOSAA**



**d3-N-MeFOSAA**





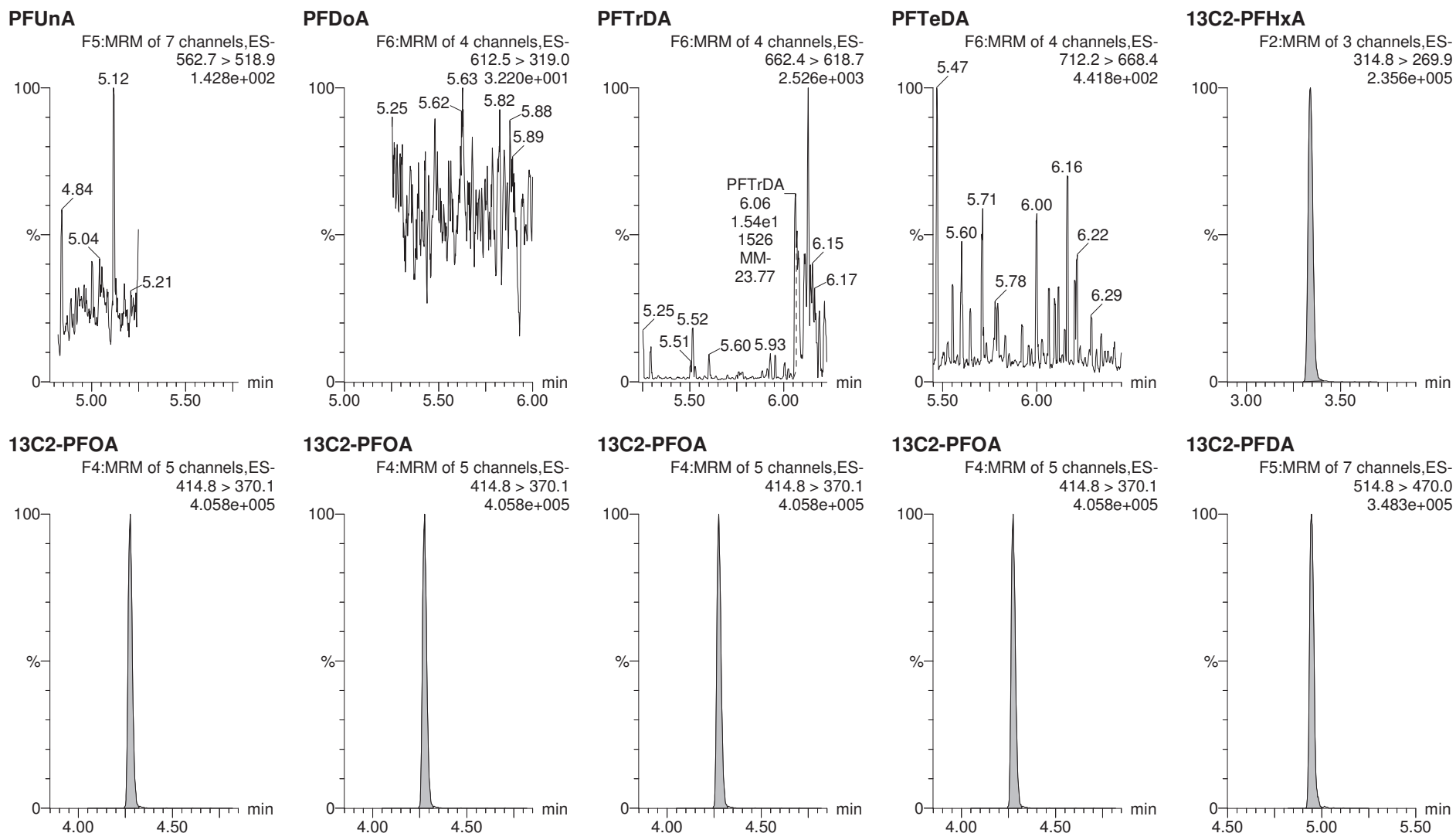
MMM 7/22/2018

Dataset: X:\G1.PRO\Results\2018\180720G2\180720G2-16.qld

Last Altered: Saturday, July 21, 2018 15:59:12 Pacific Daylight Time

Printed: Saturday, July 21, 2018 15:59:46 Pacific Daylight Time

Name: 180720G2\_16, Date: 20-Jul-2018, Time: 19:10:22, ID: 1801762-03 CBD-1RW02-0718 0.24766, Description: CBD-1RW02-0718



MMM 7/22/2018

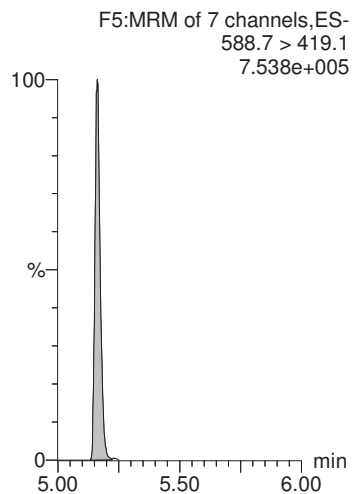
Dataset: X:\G1.PRO\Results\2018\180720G2\180720G2-16.qld

Last Altered: Saturday, July 21, 2018 15:59:12 Pacific Daylight Time

Printed: Saturday, July 21, 2018 15:59:46 Pacific Daylight Time

Name: 180720G2\_16, Date: 20-Jul-2018, Time: 19:10:22, ID: 1801762-03 CBD-1RW02-0718 0.24766, Description: CBD-1RW02-0718

**d5-N-EtFOSAA**



MMM 7/22/2018

Dataset: X:\G1.PRO\Results\2018\180720G2\180720G2-17.qld

Last Altered: Saturday, July 21, 2018 16:02:52 Pacific Daylight Time

Printed: Saturday, July 21, 2018 16:03:30 Pacific Daylight Time

Method: X:\G1.PRO\MethDB\PFAS\_DW\_L14\_0719.mdb 20 Jul 2018 10:54:08

Calibration: X:\G1.PRO\CurveDB\C18\_537\_Q1\_07-19-18\_L14.cdb 20 Jul 2018 12:31:35

Name: 180720G2\_17, Date: 20-Jul-2018, Time: 19:23:11, ID: 1801762-04 CBD-1FB02-0718 0.25449, Description: CBD-1FB02-0718

	# Name	Trace	Area	IS Area	Wt./Vol.	RRF	Pred.RT	RT	y Axis Resp.	Conc.	%Rec
1	1 PFBS	298.6 > 80.5		1.11e4	0.254		2.96				
2	2 PFHxA	312.7 > 268.8	5.29e1	9.88e3	0.254		3.34	3.34	0.0535	0.259	
3	3 PFHpA	362.7 > 318.8	1.58e1	9.88e3	0.254		3.85	3.85	0.0160	0.0716	
4	4 PFHxS	398.7 > 80.7		1.11e4	0.254		3.98				
5	5 PFOA	412.8 > 369.0	7.51e0	9.88e3	0.254		4.28	4.27	0.00760	0.0410	
6	6 PFNA	462.9 > 419.1		9.88e3	0.254		4.64				
7	7 PFOS	498.8 > 80.7	9.28e-1	1.11e4	0.254		4.70	4.70	0.00239	0.0254	
8	8 PFDA	512.8 > 469.0	3.79e1	9.88e3	0.254		4.92	4.94	0.0384	0.173	
9	9 N-MeFOSAA	569.7 > 419.0		1.37e4	0.254		5.06				
10	10 N-EtFOSAA	583.6 > 419.1		1.37e4	0.254		5.18				
11	11 PFUnA	562.7 > 518.9	1.62e0	9.88e3	0.254		5.16	5.17	0.00164	0.00672	
12	12 PFDoA	612.5 > 319.0		9.88e3	0.254		5.40				
13	13 PFTTrDA	662.4 > 618.7		9.88e3	0.254		5.61				
14	14 PFTeDA	712.2 > 668.4		9.88e3	0.254		5.80				
15	15 13C2-PFHxA	314.8 > 269.9	6.44e3	9.88e3	0.254	0.753	3.43	3.34	6.52	34.1	86.7
16	16 13C2-PFDA	514.8 > 470.0	8.74e3	9.88e3	0.254	1.023	4.87	4.94	8.85	34.0	86.6
17	17 d5-N-EtFOSAA	588.7 > 419.1	1.81e4	1.37e4	0.254	1.264	5.06	5.17	53.0	165	104.8
18	18 13C2-PFOA	414.8 > 370.1	9.88e3	9.88e3	0.254	1.000	4.28	4.27	10.0	39.3	100.0
19	19 13C4-PFOS	502.8 > 80.7	1.11e4	1.11e4	0.254	1.000	4.71	4.70	28.7	113	100.0
20	20 d3-N-MeFOSAA	572.7 > 419.1	1.37e4	1.37e4	0.254	1.000	5.04	5.06	40.0	157	100.0

MMM 7/22/2018

Dataset: X:\G1.PRO\Results\2018\180720G2\180720G2-17.qld

Last Altered: Saturday, July 21, 2018 16:02:52 Pacific Daylight Time

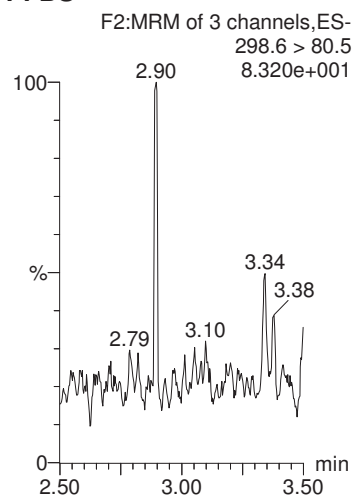
Printed: Saturday, July 21, 2018 16:03:30 Pacific Daylight Time

Method: X:\G1.PRO\MethDB\PFAS\_DW\_L14\_0719.mdb 20 Jul 2018 10:54:08

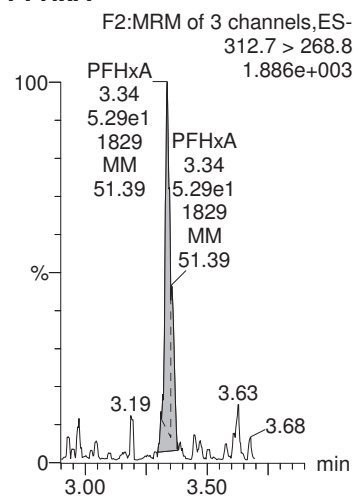
Calibration: X:\G1.PRO\CurveDB\C18\_537\_Q1\_07-19-18\_L14.cdb 20 Jul 2018 12:31:35

Name: 180720G2\_17, Date: 20-Jul-2018, Time: 19:23:11, ID: 1801762-04 CBD-1FB02-0718 0.25449, Description: CBD-1FB02-0718

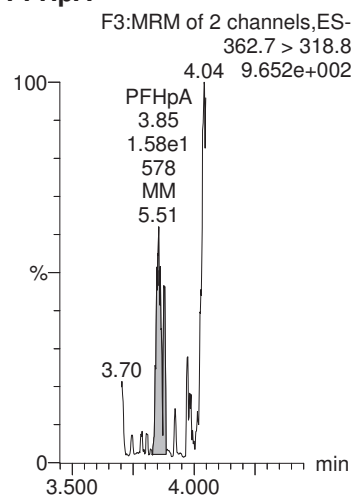
**PFBS**



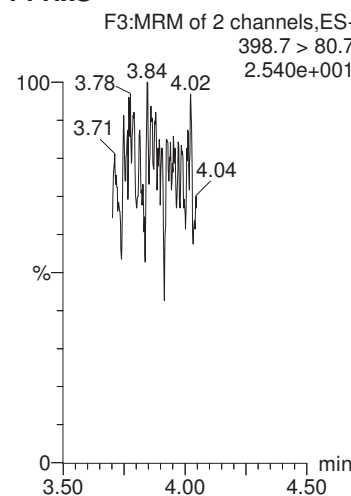
**PFHxA**



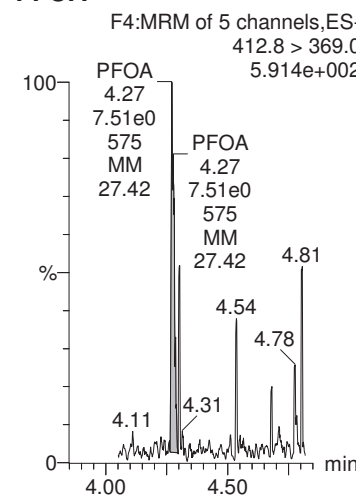
**PFHpA**



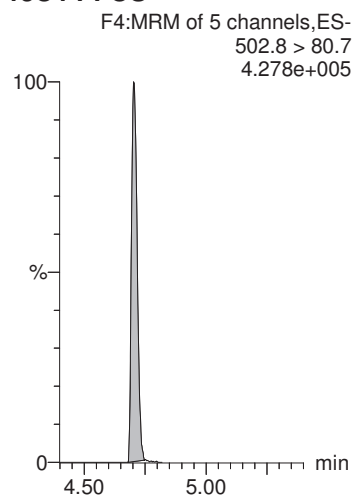
**PFHxS**



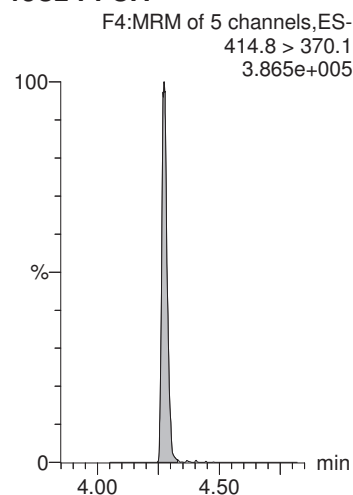
**PFOA**



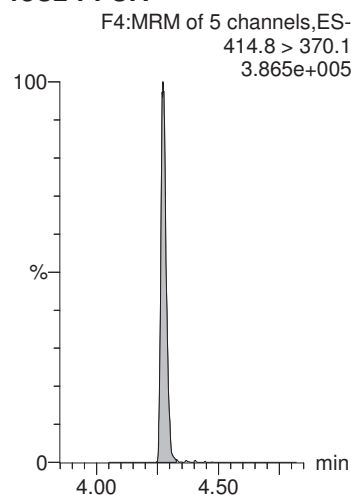
**13C4-PFOS**



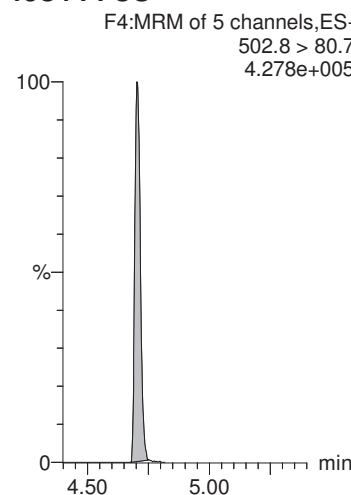
**13C2-PFOA**



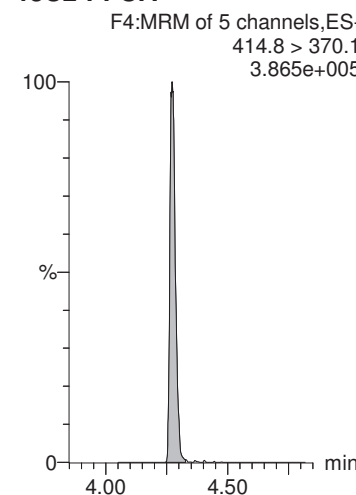
**13C2-PFOA**



**13C4-PFOS**



**13C2-PFOA**



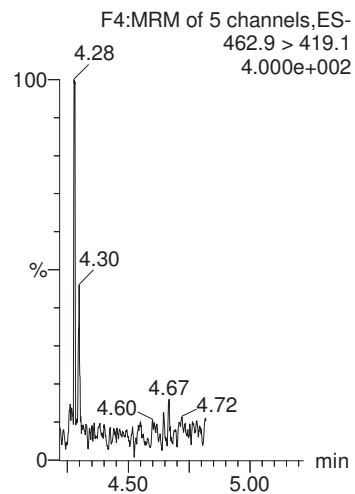
MMM 7/22/2018

Dataset: X:\G1.PRO\Results\2018\180720G2\180720G2-17.qld

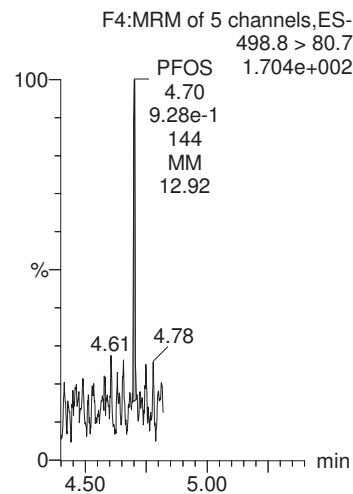
Last Altered: Saturday, July 21, 2018 16:02:52 Pacific Daylight Time  
Printed: Saturday, July 21, 2018 16:03:30 Pacific Daylight Time

Name: 180720G2\_17, Date: 20-Jul-2018, Time: 19:23:11, ID: 1801762-04 CBD-1FB02-0718 0.25449, Description: CBD-1FB02-0718

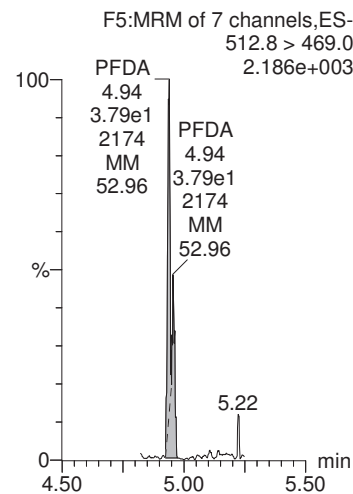
**PFNA**



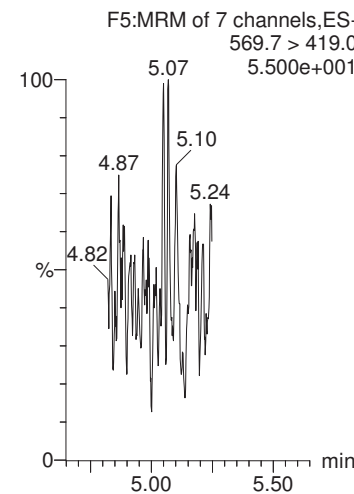
**PFOS**



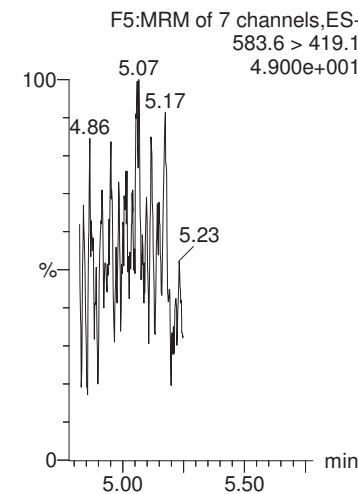
**PFDA**



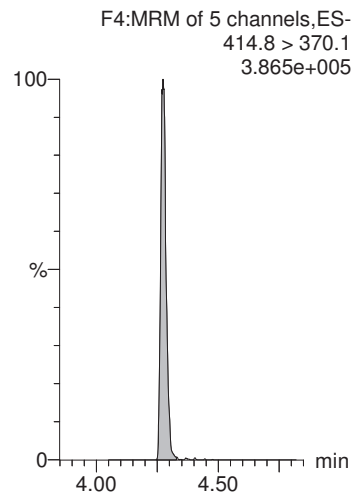
**N-MeFOSAA**



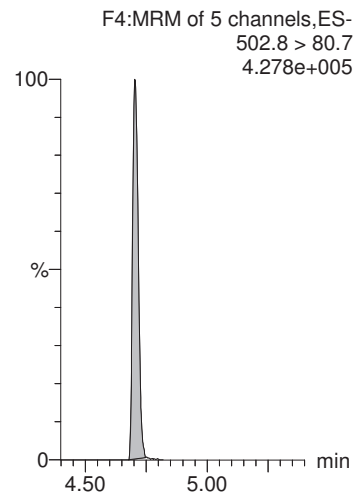
**N-EtFOSAA**



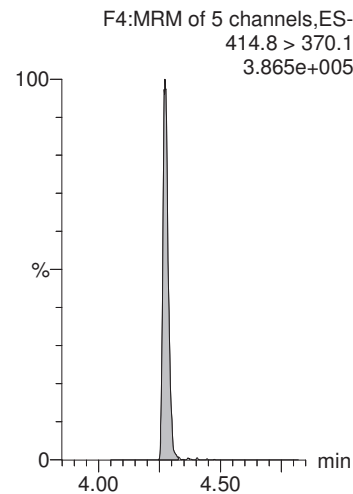
**13C2-PFOA**



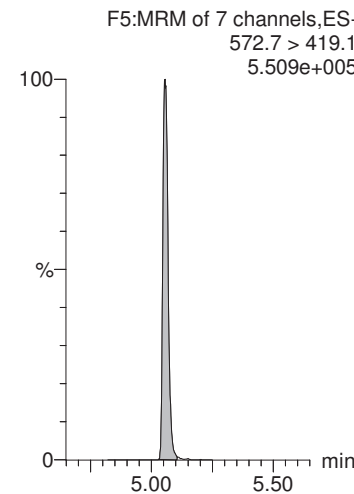
**13C4-PFOS**



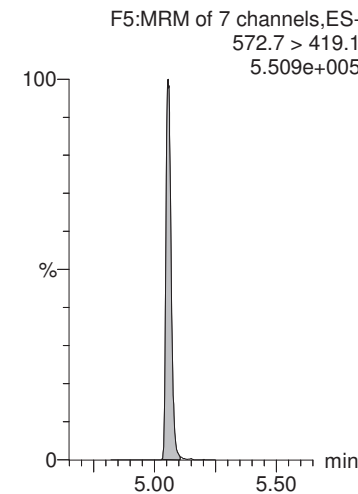
**13C2-PFOA**



**d3-N-MeFOSAA**



**d3-N-MeFOSAA**



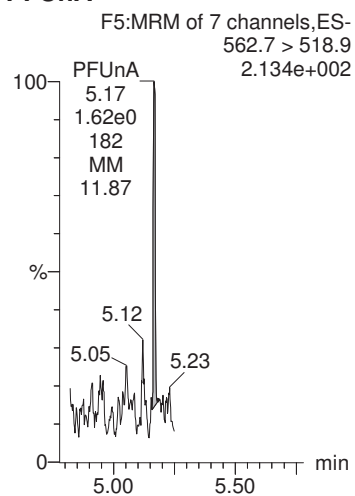
MMM 7/22/2018

Dataset: X:\G1.PRO\Results\2018\180720G2\180720G2-17.qld

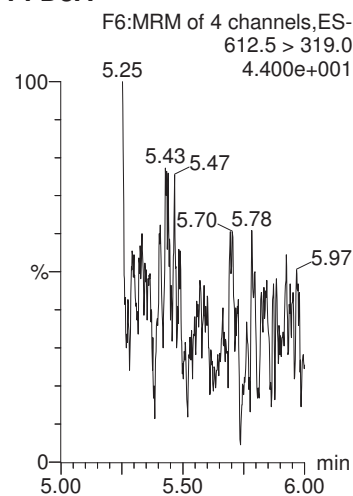
Last Altered: Saturday, July 21, 2018 16:02:52 Pacific Daylight Time  
Printed: Saturday, July 21, 2018 16:03:30 Pacific Daylight Time

Name: 180720G2\_17, Date: 20-Jul-2018, Time: 19:23:11, ID: 1801762-04 CBD-1FB02-0718 0.25449, Description: CBD-1FB02-0718

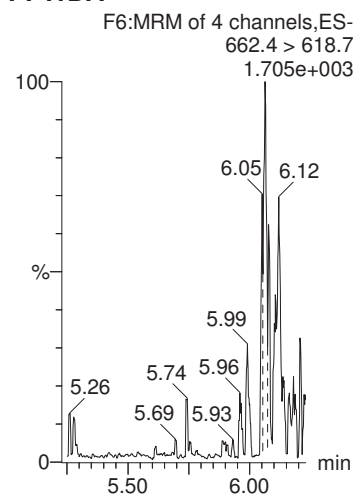
**PFUnA**



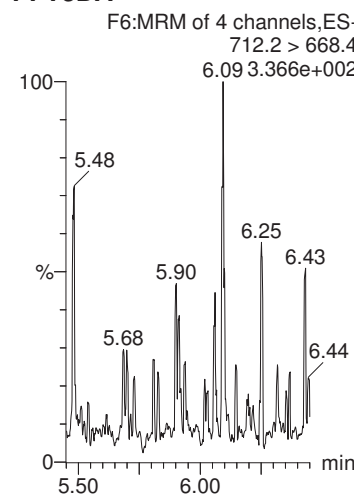
**PFDaA**



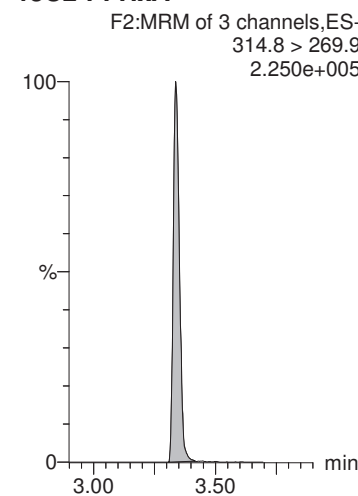
**PFTrDA**



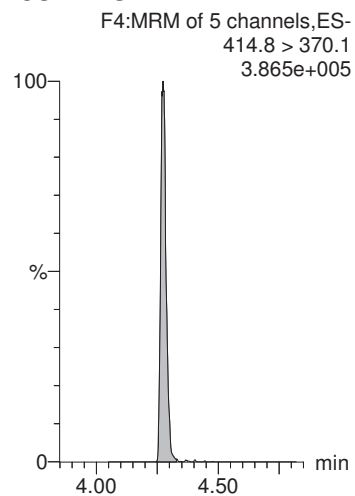
**PFTeDA**



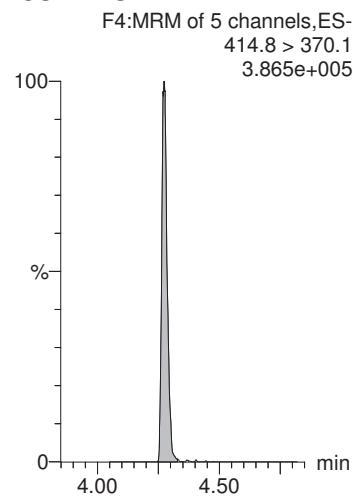
**13C2-PFHxA**



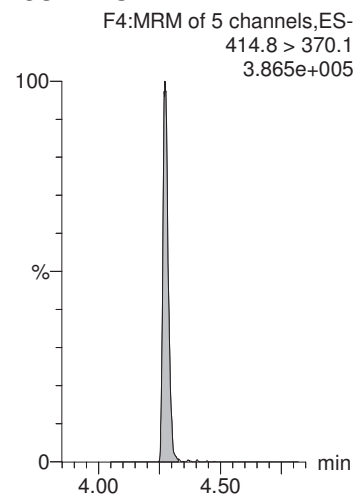
**13C2-PFOA**



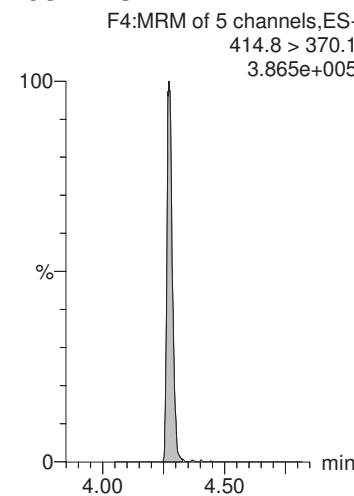
**13C2-PFOA**



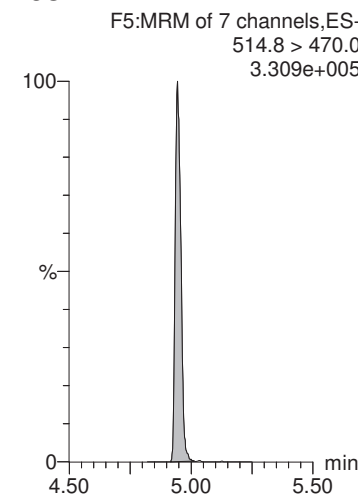
**13C2-PFOA**



**13C2-PFOA**



**13C2-PFDA**



MMM 7/22/2018

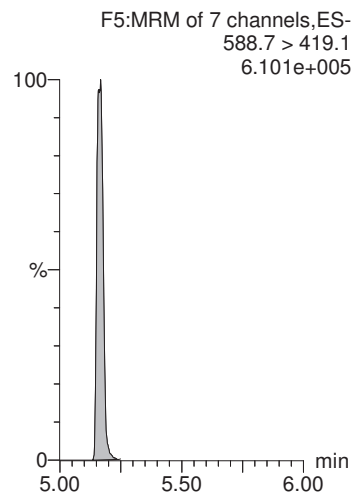
Dataset: X:\G1.PRO\Results\2018\180720G2\180720G2-17.qld

Last Altered: Saturday, July 21, 2018 16:02:52 Pacific Daylight Time

Printed: Saturday, July 21, 2018 16:03:30 Pacific Daylight Time

Name: 180720G2\_17, Date: 20-Jul-2018, Time: 19:23:11, ID: 1801762-04 CBD-1FB02-0718 0.25449, Description: CBD-1FB02-0718

**d5-N-EtFOSAA**



MMM 7/22/2018

Dataset: X:\G1.PRO\Results\2018\180720G2\180720G2-18.qld

Last Altered: Saturday, July 21, 2018 16:11:07 Pacific Daylight Time

Printed: Saturday, July 21, 2018 16:11:53 Pacific Daylight Time

Method: X:\G1.PRO\MethDB\PFAS\_DW\_L14\_0719.mdb 20 Jul 2018 10:54:08

Calibration: X:\G1.PRO\CurveDB\C18\_537\_Q1\_07-19-18\_L14.cdb 20 Jul 2018 12:31:35

Name: 180720G2\_18, Date: 20-Jul-2018, Time: 19:36:00, ID: 1801762-05 CBD-1RW03-0718 0.24854, Description: CBD-1RW03-0718

	# Name	Trace	Area	IS Area	Wt./Vol.	RRF	Pred.RT	RT	y Axis Resp.	Conc.	%Rec
1	1 PFBS	298.6 > 80.5		1.17e4	0.249		2.96				
2	2 PFHxA	312.7 > 268.8		9.73e3	0.249		3.34				
3	3 PFHpA	362.7 > 318.8		9.73e3	0.249		3.85				
4	4 PFHxS	398.7 > 80.7		1.17e4	0.249		3.99				
5	5 PFOA	412.8 > 369.0	3.14e1	9.73e3	0.249		4.28	4.26	0.0323	0.178	
6	6 PFNA	462.9 > 419.1		9.73e3	0.249		4.64				
7	7 PFOS	498.8 > 80.7	1.52e0	1.17e4	0.249		4.70	4.70	0.00374	0.0407	
8	8 PFDA	512.8 > 469.0	4.85e1	9.73e3	0.249		4.92	4.96	0.0498	0.230	
9	9 N-MeFOSAA	569.7 > 419.0		1.50e4	0.249		5.05				
10	10 N-EtFOSAA	583.6 > 419.1		1.50e4	0.249		5.17				
11	11 PFUnA	562.7 > 518.9		9.73e3	0.249		5.16				
12	12 PFDoA	612.5 > 319.0		9.73e3	0.249		5.40				
13	13 PFTrDA	662.4 > 618.7		9.73e3	0.249		5.61				
14	14 PFTeDA	712.2 > 668.4		9.73e3	0.249		5.80				
15	15 13C2-PFHxA	314.8 > 269.9	6.74e3	9.73e3	0.249	0.753	3.43	3.34	6.93	37.1	92.1
16	16 13C2-PFDA	514.8 > 470.0	9.13e3	9.73e3	0.249	1.023	4.87	4.95	9.38	36.9	91.7
17	17 d5-N-EtFOSAA	588.7 > 419.1	1.72e4	1.50e4	0.249	1.264	5.05	5.16	45.7	145	90.3
18	18 13C2-PFOA	414.8 > 370.1	9.73e3	9.73e3	0.249	1.000	4.28	4.27	10.0	40.2	100.0
19	19 13C4-PFOS	502.8 > 80.7	1.17e4	1.17e4	0.249	1.000	4.71	4.71	28.7	115	100.0
20	20 d3-N-MeFOSAA	572.7 > 419.1	1.50e4	1.50e4	0.249	1.000	5.04	5.05	40.0	161	100.0



MMM 7/22/2018

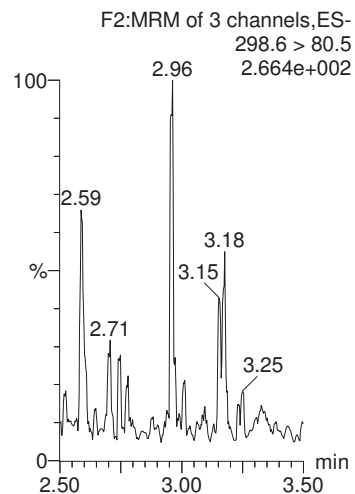
Dataset: X:\G1.PRO\Results\2018\180720G2\180720G2-18.qld

Last Altered: Saturday, July 21, 2018 16:11:07 Pacific Daylight Time  
Printed: Saturday, July 21, 2018 16:11:53 Pacific Daylight Time

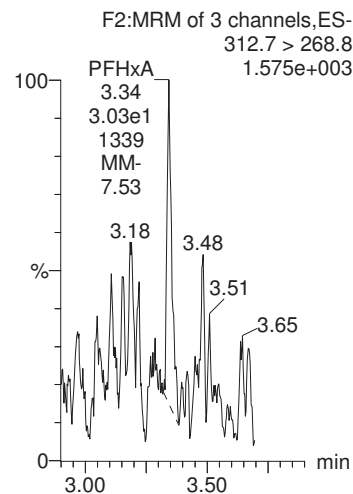
Method: X:\G1.PRO\MethDB\PFAS\_DW\_L14\_0719.mdb 20 Jul 2018 10:54:08  
Calibration: X:\G1.PRO\CurveDB\C18\_537\_Q1\_07-19-18\_L14.cdb 20 Jul 2018 12:31:35

Name: 180720G2\_18, Date: 20-Jul-2018, Time: 19:36:00, ID: 1801762-05 CBD-1RW03-0718 0.24854, Description: CBD-1RW03-0718

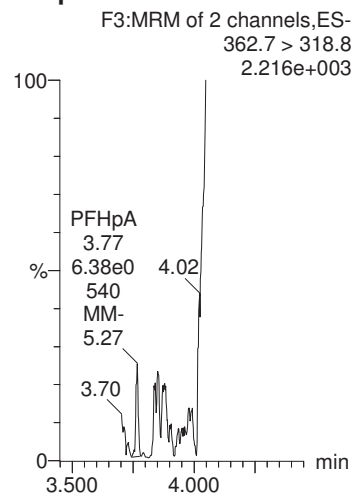
**PFBS**



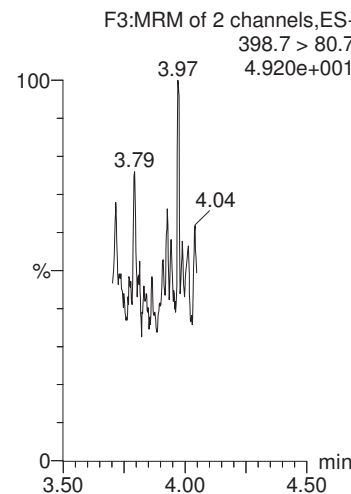
**PFHxA**



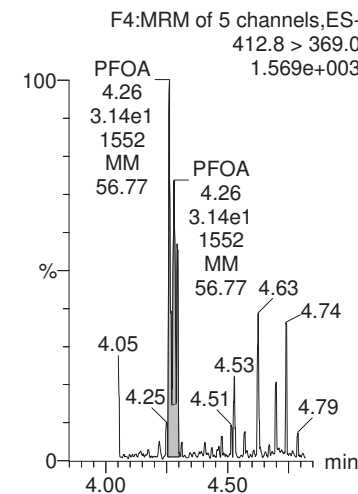
**PFHpA**



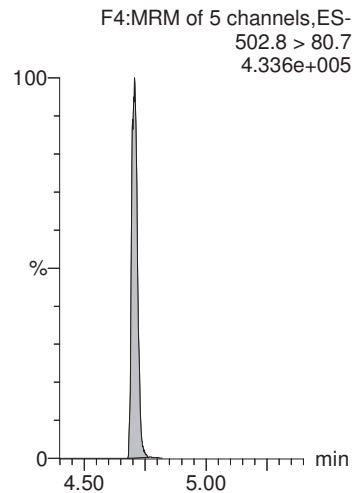
**PFHxS**



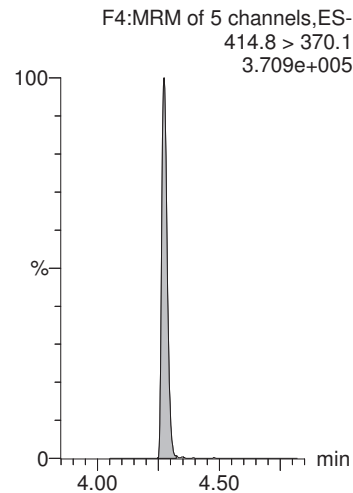
**PFOA**



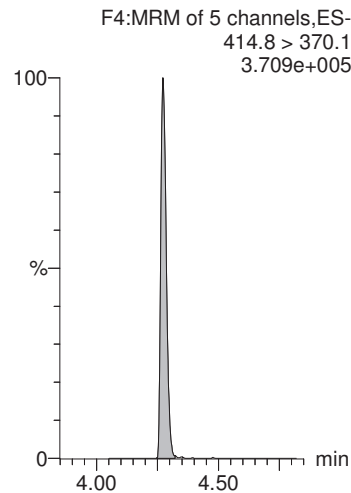
**13C4-PFOS**



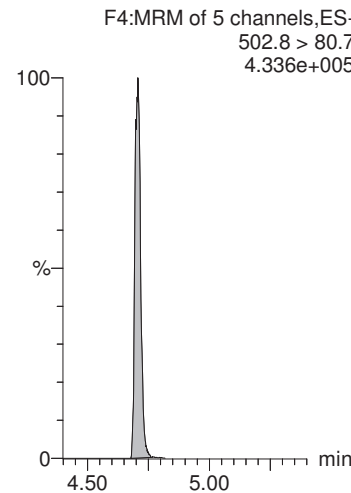
**13C2-PFOA**



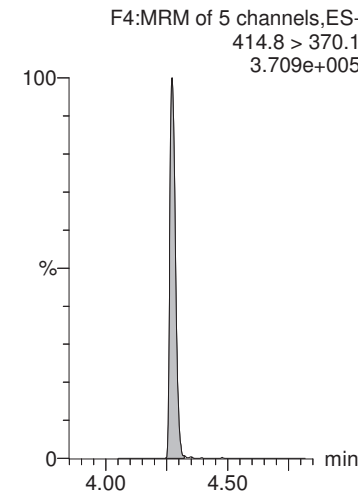
**13C2-PFOA**



**13C4-PFOS**



**13C2-PFOA**



CGH 7/21/2018

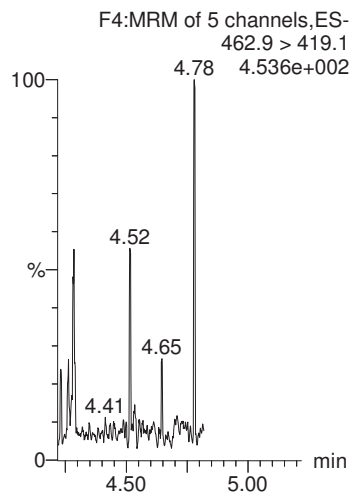
MMM 7/22/2018

Dataset: X:\G1.PRO\Results\2018\180720G2\180720G2-18.qld

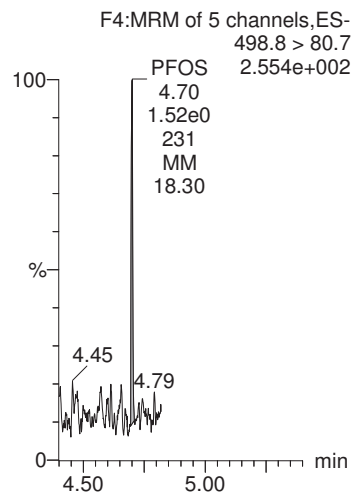
Last Altered: Saturday, July 21, 2018 16:11:07 Pacific Daylight Time  
Printed: Saturday, July 21, 2018 16:11:53 Pacific Daylight Time

Name: 180720G2\_18, Date: 20-Jul-2018, Time: 19:36:00, ID: 1801762-05 CBD-1RW03-0718 0.24854, Description: CBD-1RW03-0718

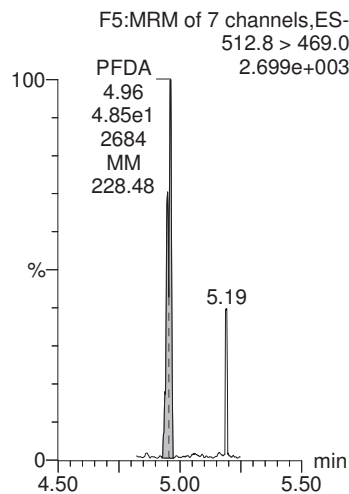
**PFNA**



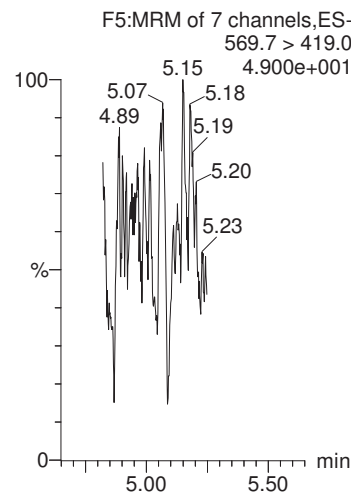
**PFOS**



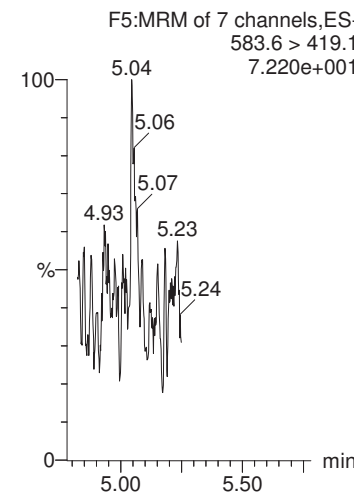
**PFDA**



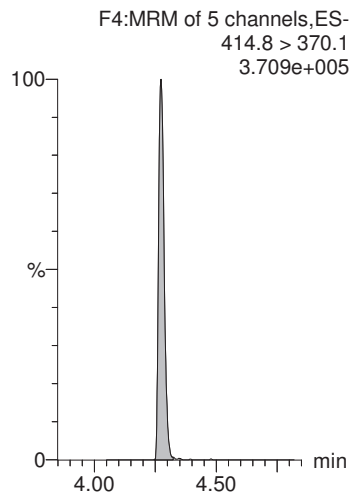
**N-MeFOSAA**



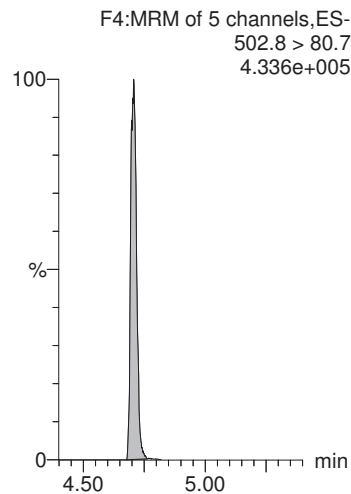
**N-EtFOSAA**



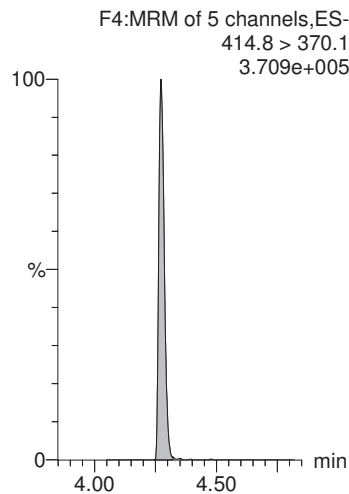
**13C2-PFOA**



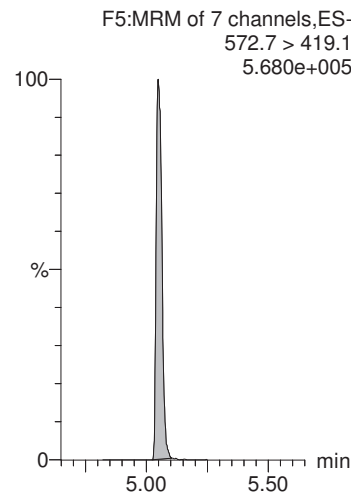
**13C4-PFOS**



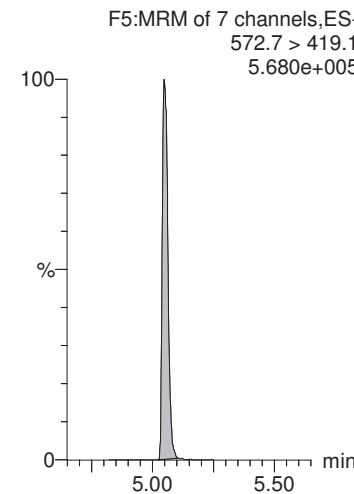
**13C2-PFOA**



**d3-N-MeFOSAA**



**d3-N-MeFOSAA**



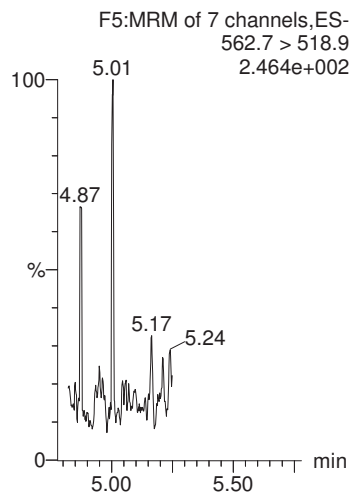
MMM 7/22/2018

Dataset: X:\G1.PRO\Results\2018\180720G2\180720G2-18.qld

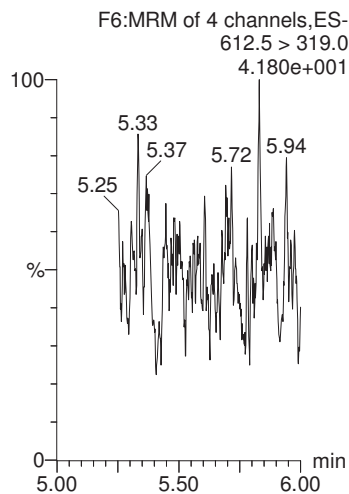
Last Altered: Saturday, July 21, 2018 16:11:07 Pacific Daylight Time  
Printed: Saturday, July 21, 2018 16:11:53 Pacific Daylight Time

Name: 180720G2\_18, Date: 20-Jul-2018, Time: 19:36:00, ID: 1801762-05 CBD-1RW03-0718 0.24854, Description: CBD-1RW03-0718

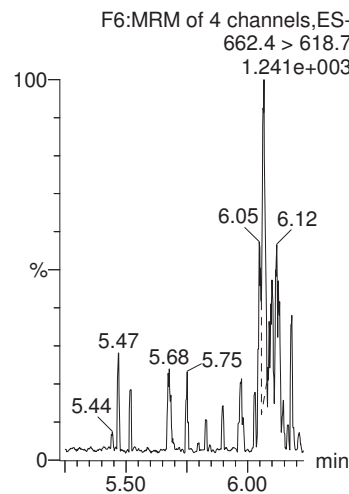
**PFUnA**



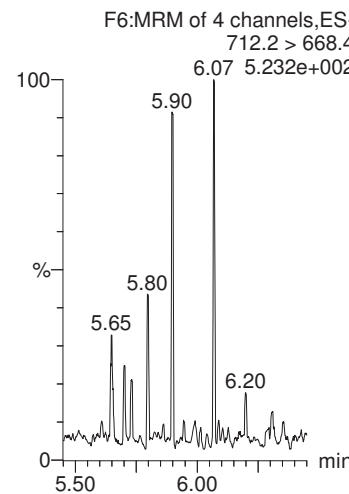
**PFDoA**



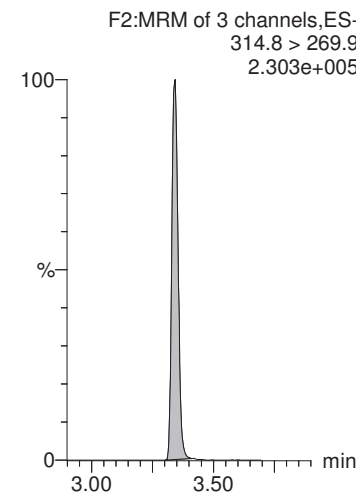
**PFTrDA**



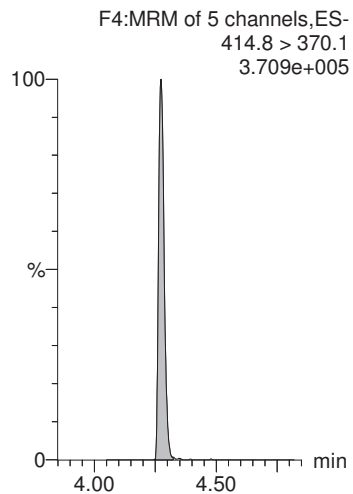
**PFTeDA**



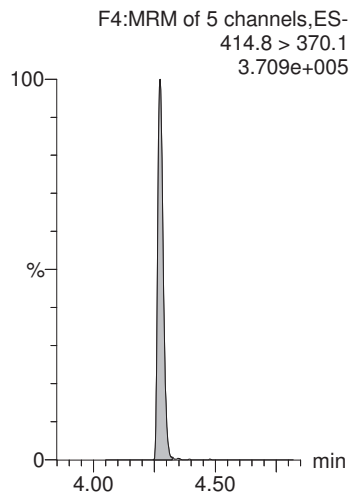
**13C2-PFHxA**



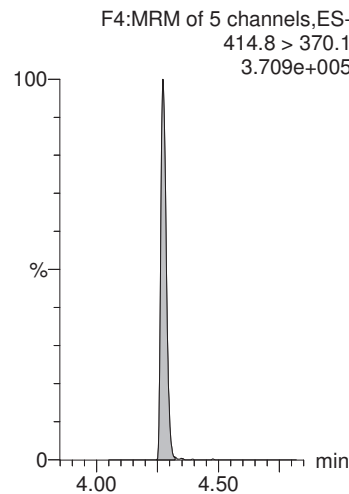
**13C2-PFOA**



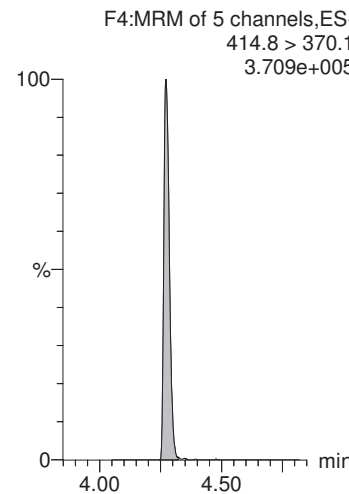
**13C2-PFOA**



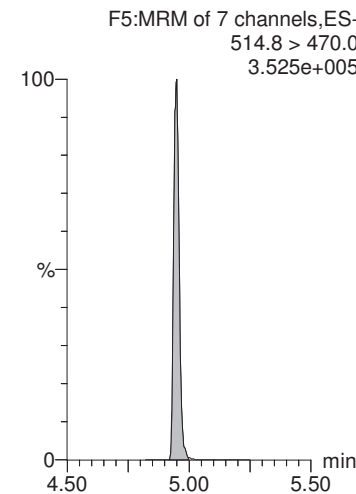
**13C2-PFOA**



**13C2-PFOA**



**13C2-PFDA**



MMM 7/22/2018

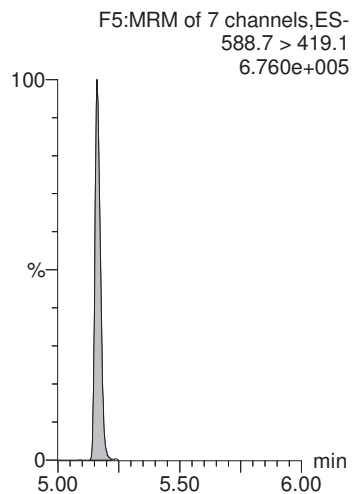
Dataset: X:\G1.PRO\Results\2018\180720G2\180720G2-18.qld

Last Altered: Saturday, July 21, 2018 16:11:07 Pacific Daylight Time

Printed: Saturday, July 21, 2018 16:11:53 Pacific Daylight Time

Name: 180720G2\_18, Date: 20-Jul-2018, Time: 19:36:00, ID: 1801762-05 CBD-1RW03-0718 0.24854, Description: CBD-1RW03-0718

**d5-N-EtFOSAA**



MMM 7/22/2018

Dataset: X:\G1.PRO\Results\2018\180720G2\180720G2-19.qld

Last Altered: Saturday, July 21, 2018 16:16:36 Pacific Daylight Time

Printed: Saturday, July 21, 2018 16:17:47 Pacific Daylight Time

Method: X:\G1.PRO\MethDB\PFAS\_DW\_L14\_0719.mdb 20 Jul 2018 10:54:08

Calibration: X:\G1.PRO\CurveDB\C18\_537\_Q1\_07-19-18\_L14.cdb 20 Jul 2018 12:31:35

Name: 180720G2\_19, Date: 20-Jul-2018, Time: 19:48:50, ID: 1801762-06 CBD-1FB03-0718 0.245, Description: CBD-1FB03-0718

	# Name	Trace	Area	IS Area	Wt./Vol.	RRF	Pred.RT	RT	y Axis Resp.	Conc.	%Rec
1	1 PFBS	298.6 > 80.5		1.15e4	0.245		2.96				
2	2 PFHxA	312.7 > 268.8	4.36e1	9.39e3	0.245		3.34	3.35	0.0464	0.233	
3	3 PFHpA	362.7 > 318.8	1.27e1	9.39e3	0.245		3.85	3.86	0.0136	0.0631	
4	4 PFHxS	398.7 > 80.7		1.15e4	0.245		3.99				
5	5 PFOA	412.8 > 369.0	1.11e1	9.39e3	0.245		4.28	4.29	0.0119	0.0664	
6	6 PFNA	462.9 > 419.1		9.39e3	0.245		4.64				
7	7 PFOS	498.8 > 80.7		1.15e4	0.245		4.70				
8	8 PFDA	512.8 > 469.0	3.11e1	9.39e3	0.245		4.92	4.94	0.0331	0.155	
9	9 N-MeFOSAA	569.7 > 419.0		1.40e4	0.245		5.06				
10	10 N-EtFOSAA	583.6 > 419.1		1.40e4	0.245		5.17				
11	11 PFUnA	562.7 > 518.9		9.39e3	0.245		5.16				
12	12 PFDoA	612.5 > 319.0		9.39e3	0.245		5.40				
13	13 PFTrDA	662.4 > 618.7		9.39e3	0.245		5.61				
14	14 PFTeDA	712.2 > 668.4		9.39e3	0.245		5.80				
15	15 13C2-PFHxA	314.8 > 269.9	6.35e3	9.39e3	0.245	0.753	3.43	3.34	6.76	36.7	89.8
16	16 13C2-PFDA	514.8 > 470.0	8.42e3	9.39e3	0.245	1.023	4.87	4.94	8.96	35.8	87.6
17	17 d5-N-EtFOSAA	588.7 > 419.1	1.71e4	1.40e4	0.245	1.264	5.05	5.16	49.1	159	97.1
18	18 13C2-PFOA	414.8 > 370.1	9.39e3	9.39e3	0.245	1.000	4.28	4.27	10.0	40.8	100.0
19	19 13C4-PFOS	502.8 > 80.7	1.15e4	1.15e4	0.245	1.000	4.71	4.71	28.7	117	100.0
20	20 d3-N-MeFOSAA	572.7 > 419.1	1.40e4	1.40e4	0.245	1.000	5.04	5.05	40.0	163	100.0

MMM 7/22/2018

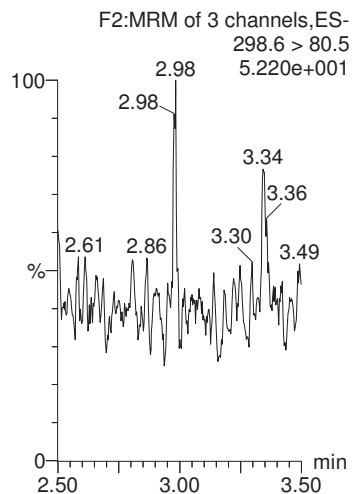
Dataset: X:\G1.PRO\Results\2018\180720G2\180720G2-19.qld

Last Altered: Saturday, July 21, 2018 16:16:36 Pacific Daylight Time  
Printed: Saturday, July 21, 2018 16:17:47 Pacific Daylight Time

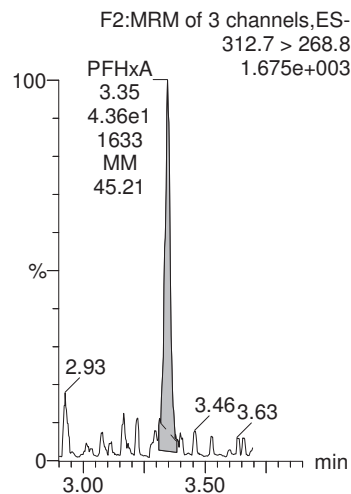
Method: X:\G1.PRO\MethDB\PFAS\_DW\_L14\_0719.mdb 20 Jul 2018 10:54:08  
Calibration: X:\G1.PRO\CurveDB\C18\_537\_Q1\_07-19-18\_L14.cdb 20 Jul 2018 12:31:35

Name: 180720G2\_19, Date: 20-Jul-2018, Time: 19:48:50, ID: 1801762-06 CBD-1FB03-0718 0.245, Description: CBD-1FB03-0718

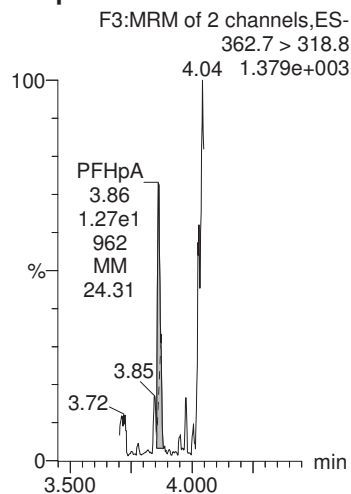
**PFBS**



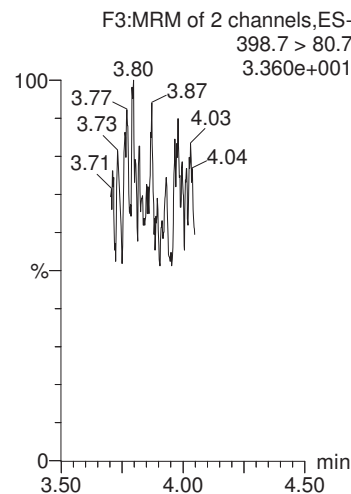
**PFHxA**



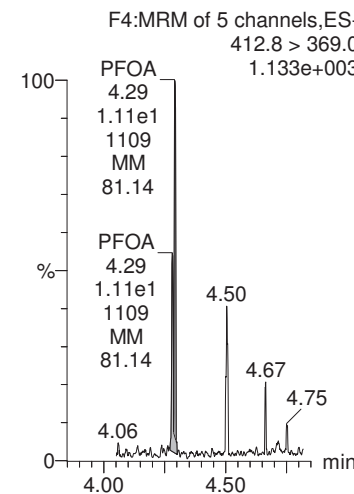
**PFHpA**



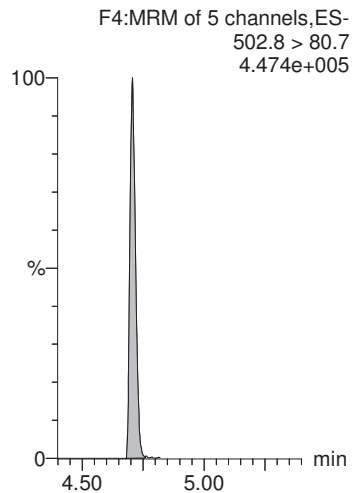
**PFHxS**



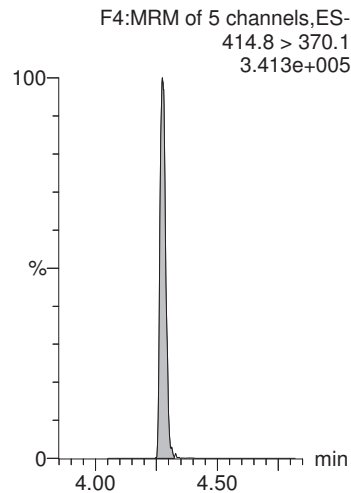
**PFOA**



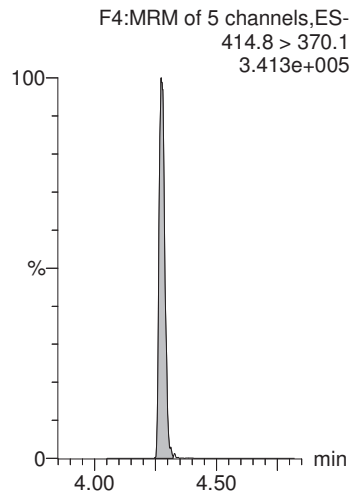
**13C4-PFOS**



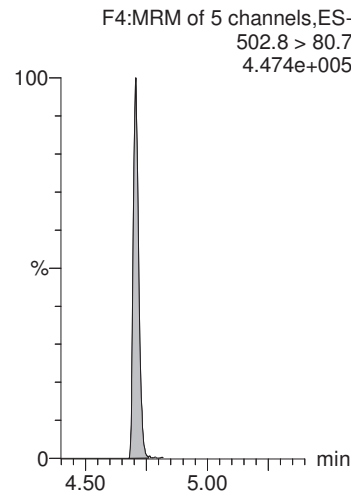
**13C2-PFOA**



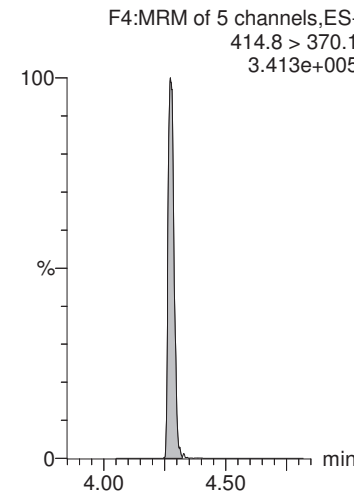
**13C2-PFOA**



**13C4-PFOS**



**13C2-PFOA**



CGH 7/21/2018

MMM 7/22/2018

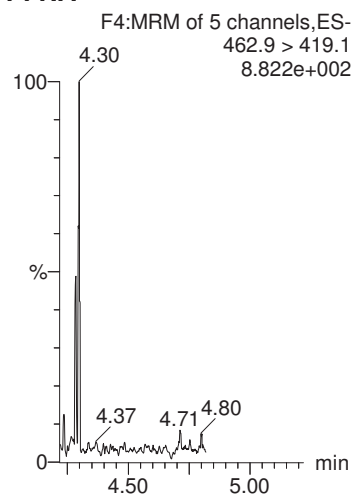
Dataset: X:\G1.PRO\Results\2018\180720G2\180720G2-19.qld

Last Altered: Saturday, July 21, 2018 16:16:36 Pacific Daylight Time

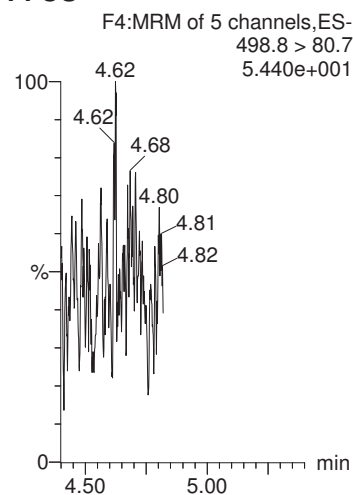
Printed: Saturday, July 21, 2018 16:17:47 Pacific Daylight Time

Name: 180720G2\_19, Date: 20-Jul-2018, Time: 19:48:50, ID: 1801762-06 CBD-1FB03-0718 0.245, Description: CBD-1FB03-0718

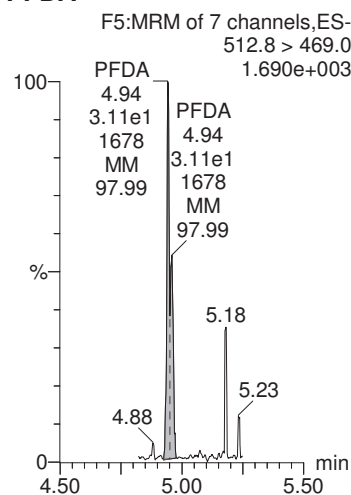
**PFNA**



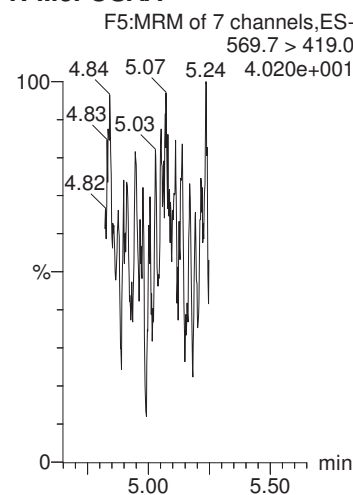
**PFOS**



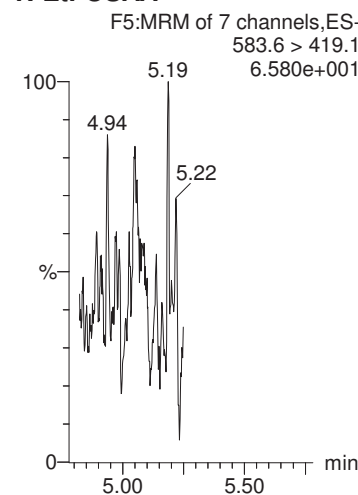
**PFDA**



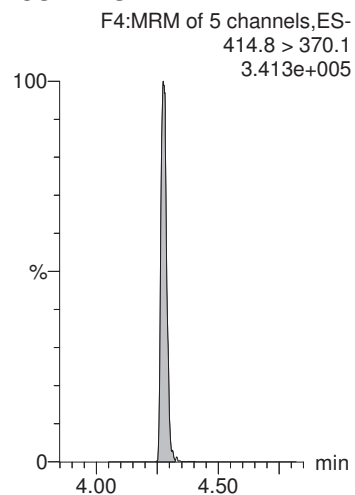
**N-MeFOSAA**



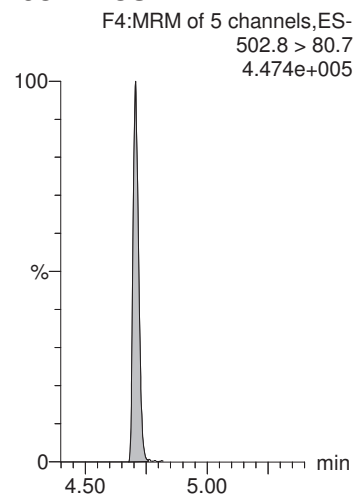
**N-EtFOSAA**



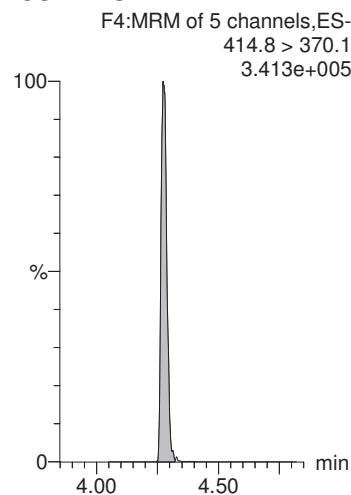
**13C2-PFOA**



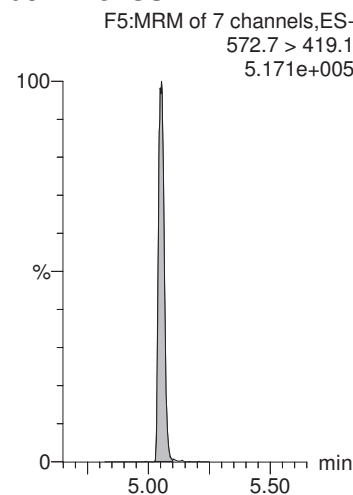
**13C4-PFOS**



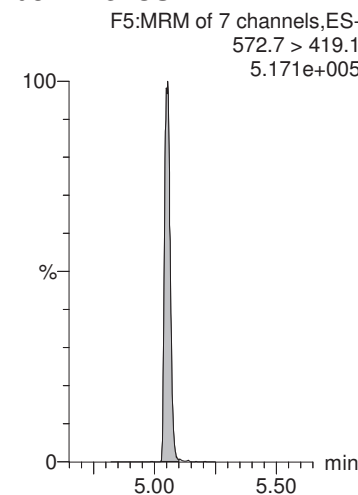
**13C2-PFOA**



**d3-N-MeFOSAA**



**d3-N-MeFOSAA**



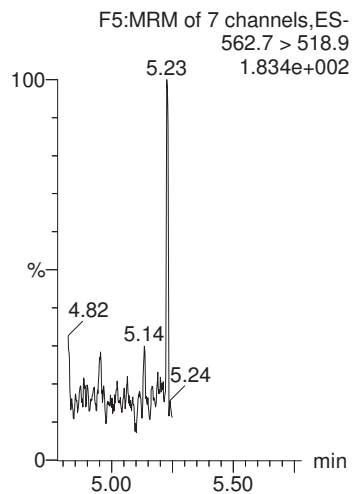
MMM 7/22/2018

Dataset: X:\G1.PRO\Results\2018\180720G2\180720G2-19.qld

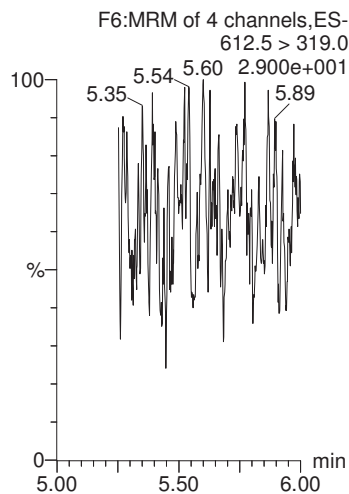
Last Altered: Saturday, July 21, 2018 16:16:36 Pacific Daylight Time  
Printed: Saturday, July 21, 2018 16:17:47 Pacific Daylight Time

Name: 180720G2\_19, Date: 20-Jul-2018, Time: 19:48:50, ID: 1801762-06 CBD-1FB03-0718 0.245, Description: CBD-1FB03-0718

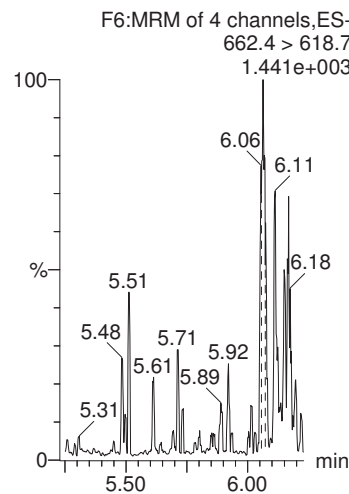
**PFUnA**



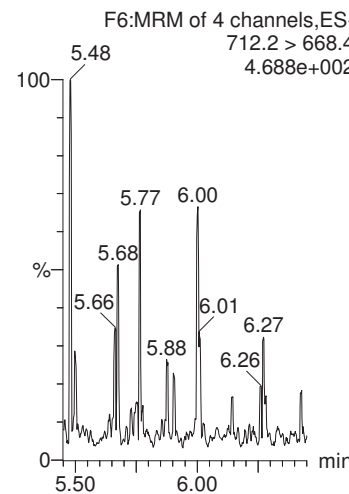
**PFDaA**



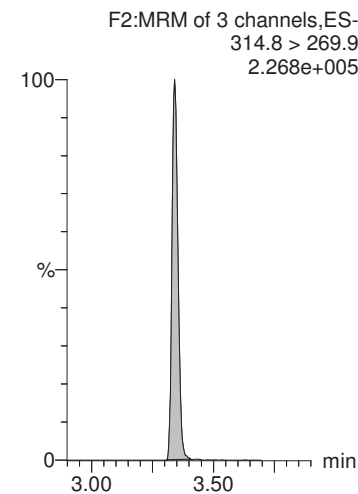
**PFTrDA**



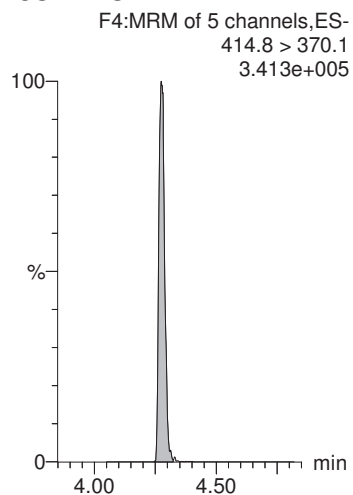
**PFTeDA**



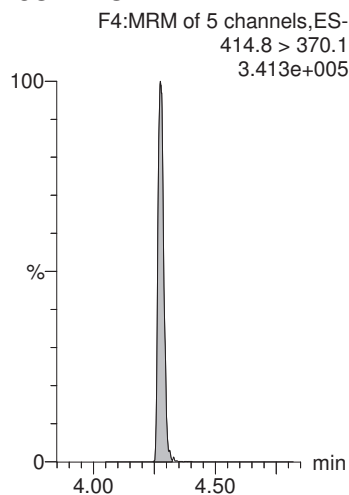
**13C2-PFHxA**



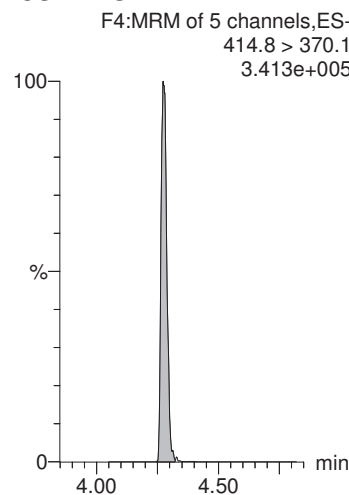
**13C2-PFOA**



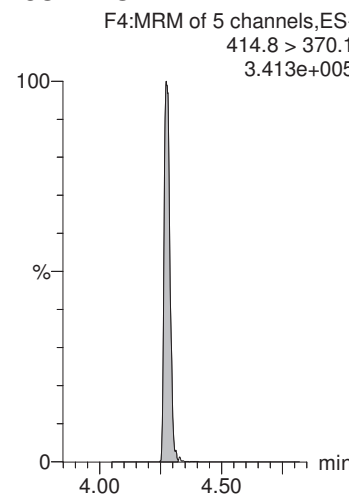
**13C2-PFOA**



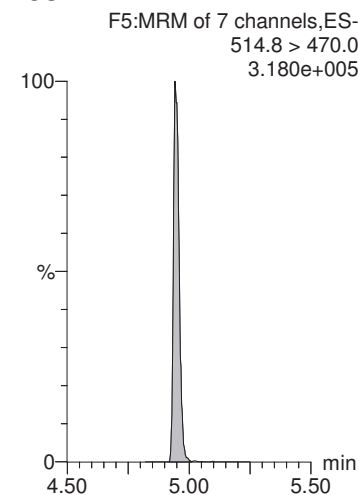
**13C2-PFOA**



**13C2-PFOA**



**13C2-PFDA**





MMM 7/22/2018

Dataset: X:\G1.PRO\Results\2018\180720G2\180720G2-19.qld

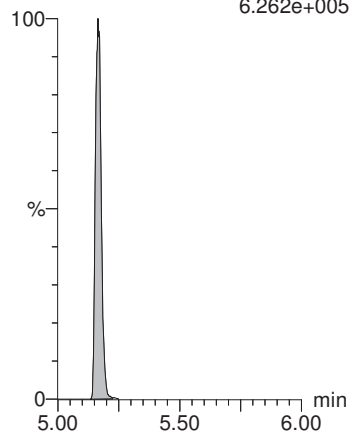
Last Altered: Saturday, July 21, 2018 16:16:36 Pacific Daylight Time

Printed: Saturday, July 21, 2018 16:17:47 Pacific Daylight Time

Name: 180720G2\_19, Date: 20-Jul-2018, Time: 19:48:50, ID: 1801762-06 CBD-1FB03-0718 0.245, Description: CBD-1FB03-0718

**d5-N-EtFOSAA**

F5:MRM of 7 channels,ES-  
588.7 > 419.1  
6.262e+005



MMM 7/22/2018

Dataset: X:\G1.PRO\Results\2018\180720G2\180720G2-20.qld

Last Altered: Saturday, July 21, 2018 16:20:18 Pacific Daylight Time

Printed: Saturday, July 21, 2018 16:21:01 Pacific Daylight Time

Method: X:\G1.PRO\MethDB\PFAS\_DW\_L14\_0719.mdb 20 Jul 2018 10:54:08

Calibration: X:\G1.PRO\CurveDB\C18\_537\_Q1\_07-19-18\_L14.cdb 20 Jul 2018 12:31:35

Name: 180720G2\_20, Date: 20-Jul-2018, Time: 20:01:39, ID: 1801762-07 CBD-1RW04-0718 0.24138, Description: CBD-1RW04-0718

	# Name	Trace	Area	IS Area	Wt./Vol.	RRF	Pred.RT	RT	y Axis Resp.	Conc.	%Rec
1	1 PFBS	298.6 > 80.5		1.34e4	0.241		2.96				
2	2 PFHxA	312.7 > 268.8		1.08e4	0.241		3.34				
3	3 PFHpA	362.7 > 318.8	1.79e1	1.08e4	0.241		3.85	3.85	0.0166	0.0786	
4	4 PFHxS	398.7 > 80.7		1.34e4	0.241		3.98				
5	5 PFOA	412.8 > 369.0	3.25e1	1.08e4	0.241		4.28	4.28	0.0302	0.171	
6	6 PFNA	462.9 > 419.1		1.08e4	0.241		4.64				
7	7 PFOS	498.8 > 80.7		1.34e4	0.241		4.70				
8	8 PFDA	512.8 > 469.0	4.37e1	1.08e4	0.241		4.92	4.95	0.0406	0.193	
9	9 N-MeFOSAA	569.7 > 419.0	2.87e0	1.57e4	0.241		5.05	5.06	0.00731	0.0262	
10	10 N-EtFOSAA	583.6 > 419.1		1.57e4	0.241		5.17				
11	11 PFUnA	562.7 > 518.9		1.08e4	0.241		5.16				
12	12 PFDoA	612.5 > 319.0		1.08e4	0.241		5.40				
13	13 PFTrDA	662.4 > 618.7		1.08e4	0.241		5.61				
14	14 PFTeDA	712.2 > 668.4		1.08e4	0.241		5.80				
15	15 13C2-PFHxA	314.8 > 269.9	7.95e3	1.08e4	0.241	0.753	3.43	3.34	7.39	40.7	98.2
16	16 13C2-PFDA	514.8 > 470.0	9.70e3	1.08e4	0.241	1.023	4.87	4.95	9.01	36.5	88.2
17	17 d5-N-EtFOSAA	588.7 > 419.1	1.97e4	1.57e4	0.241	1.264	5.05	5.16	50.2	165	99.3
18	18 13C2-PFOA	414.8 > 370.1	1.08e4	1.08e4	0.241	1.000	4.28	4.28	10.0	41.4	100.0
19	19 13C4-PFOS	502.8 > 80.7	1.34e4	1.34e4	0.241	1.000	4.71	4.71	28.7	119	100.0
20	20 d3-N-MeFOSAA	572.7 > 419.1	1.57e4	1.57e4	0.241	1.000	5.04	5.05	40.0	166	100.0

MMM 7/22/2018

Dataset: X:\G1.PRO\Results\2018\180720G2\180720G2-20.qld

Last Altered: Saturday, July 21, 2018 16:20:18 Pacific Daylight Time

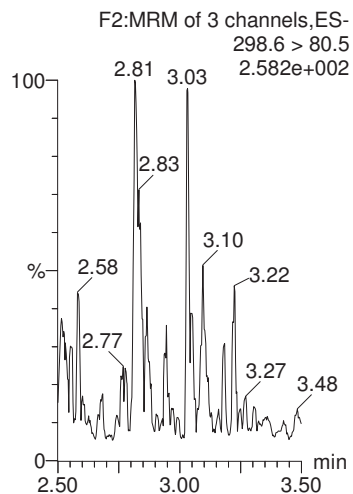
Printed: Saturday, July 21, 2018 16:21:01 Pacific Daylight Time

Method: X:\G1.PRO\MethDB\PFAS\_DW\_L14\_0719.mdb 20 Jul 2018 10:54:08

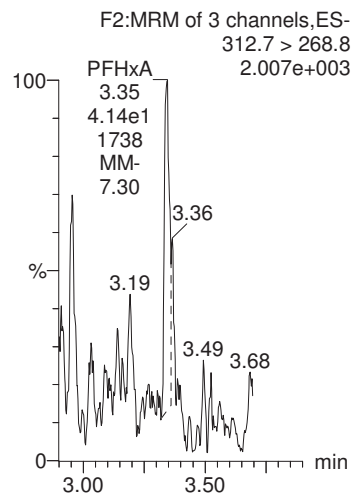
Calibration: X:\G1.PRO\CurveDB\C18\_537\_Q1\_07-19-18\_L14.cdb 20 Jul 2018 12:31:35

Name: 180720G2\_20, Date: 20-Jul-2018, Time: 20:01:39, ID: 1801762-07 CBD-1RW04-0718 0.24138, Description: CBD-1RW04-0718

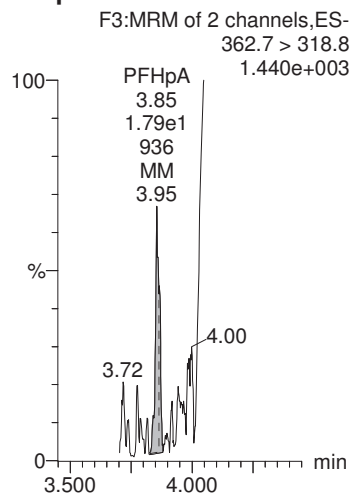
**PFBS**



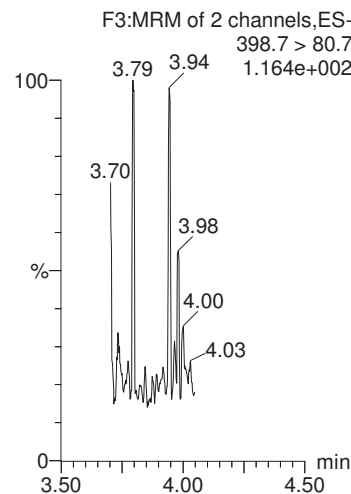
**PFHxA**



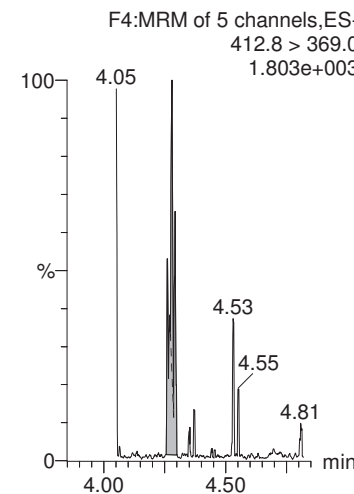
**PFHpA**



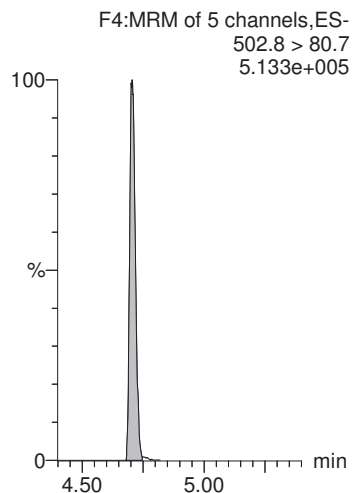
**PFHxS**



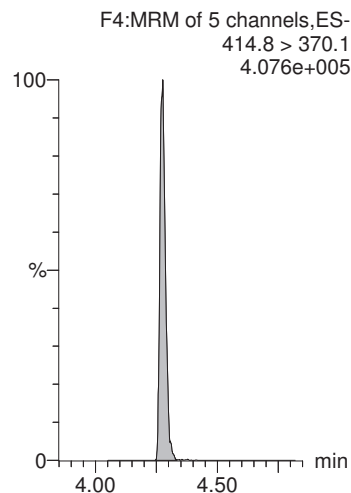
**PFOA**



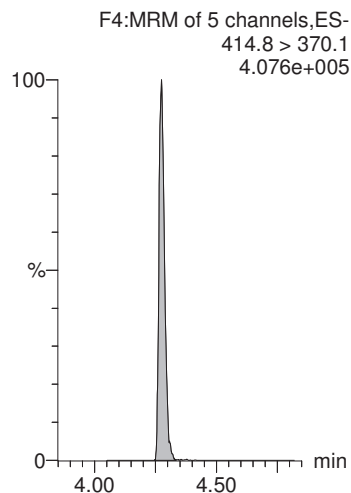
**13C4-PFOS**



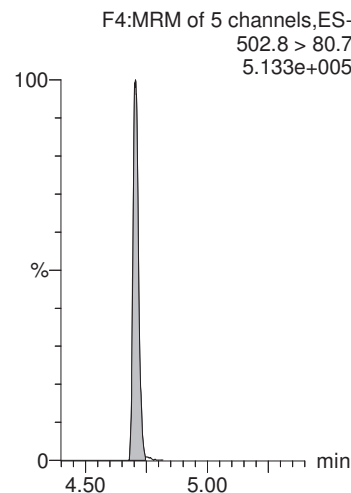
**13C2-PFOA**



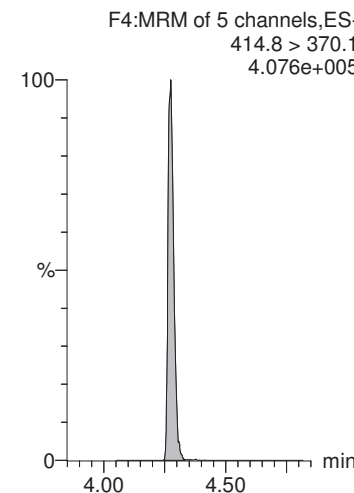
**13C2-PFOA**



**13C4-PFOS**



**13C2-PFOA**



CGH 7/21/2018

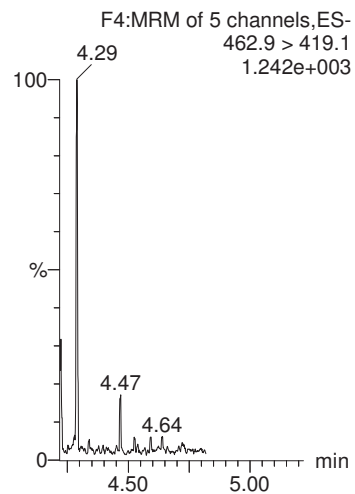
MMM 7/22/2018

Dataset: X:\G1.PRO\Results\2018\180720G2\180720G2-20.qld

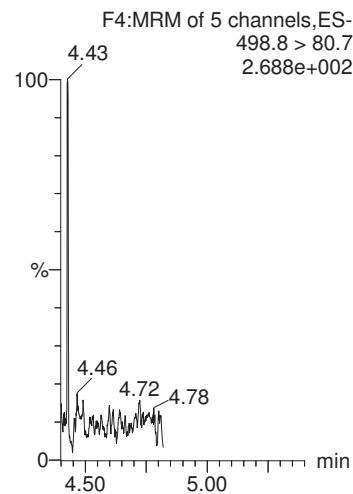
Last Altered: Saturday, July 21, 2018 16:20:18 Pacific Daylight Time  
Printed: Saturday, July 21, 2018 16:21:01 Pacific Daylight Time

Name: 180720G2\_20, Date: 20-Jul-2018, Time: 20:01:39, ID: 1801762-07 CBD-1RW04-0718 0.24138, Description: CBD-1RW04-0718

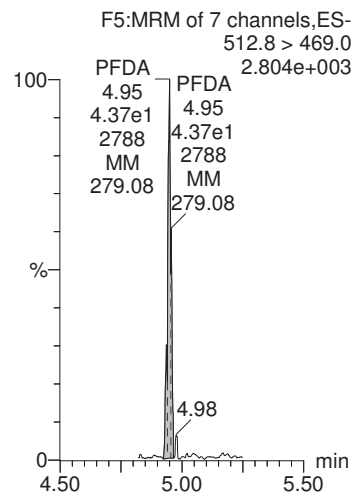
**PFNA**



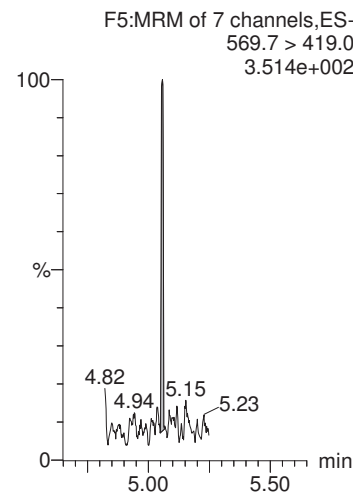
**PFOS**



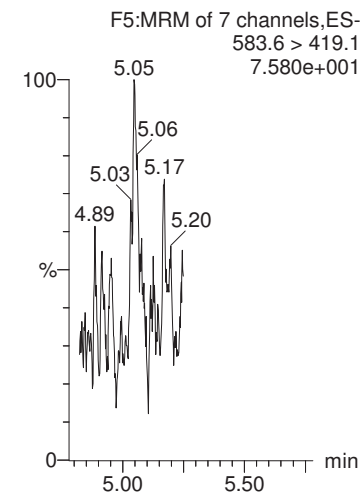
**PFDA**



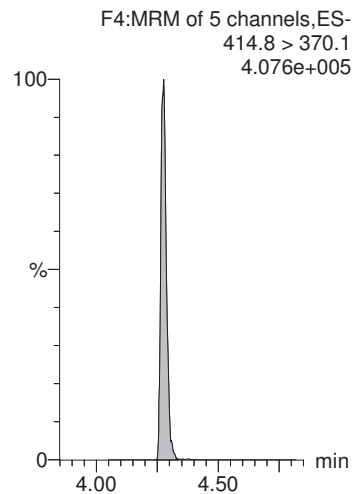
**N-MeFOSAA**



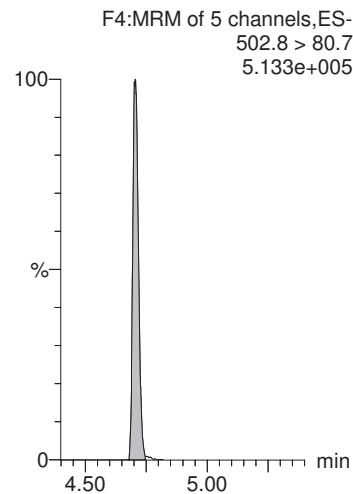
**N-EtFOSAA**



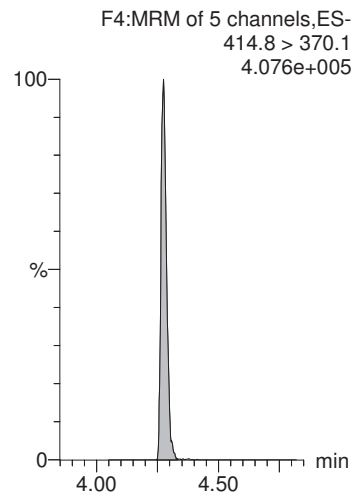
**13C2-PFOA**



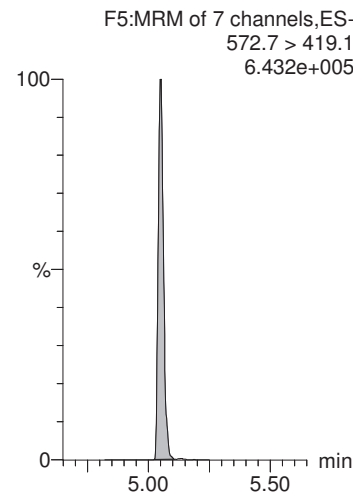
**13C4-PFOS**



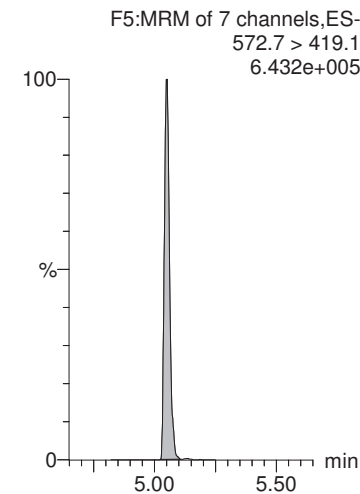
**13C2-PFOA**



**d3-N-MeFOSAA**



**d3-N-MeFOSAA**



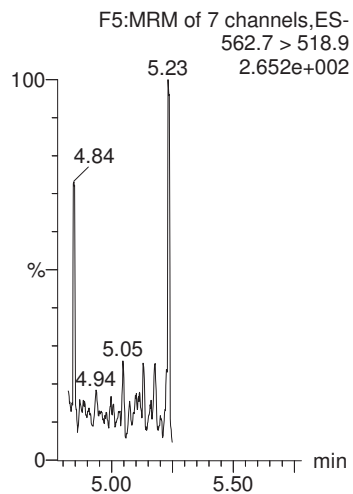
MMM 7/22/2018

Dataset: X:\G1.PRO\Results\2018\180720G2\180720G2-20.qld

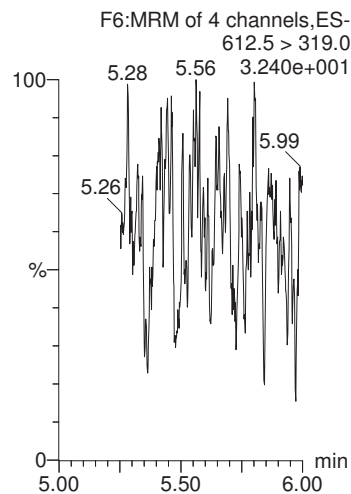
Last Altered: Saturday, July 21, 2018 16:20:18 Pacific Daylight Time  
Printed: Saturday, July 21, 2018 16:21:01 Pacific Daylight Time

Name: 180720G2\_20, Date: 20-Jul-2018, Time: 20:01:39, ID: 1801762-07 CBD-1RW04-0718 0.24138, Description: CBD-1RW04-0718

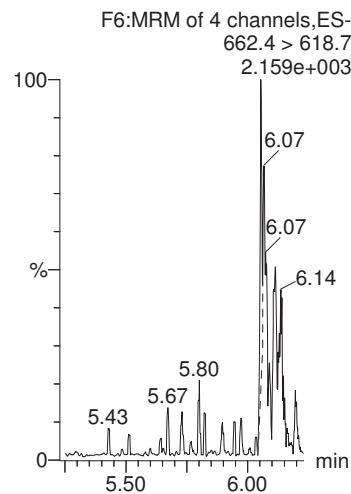
**PFUnA**



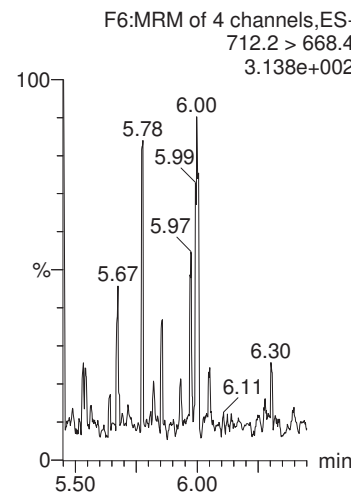
**PFDaA**



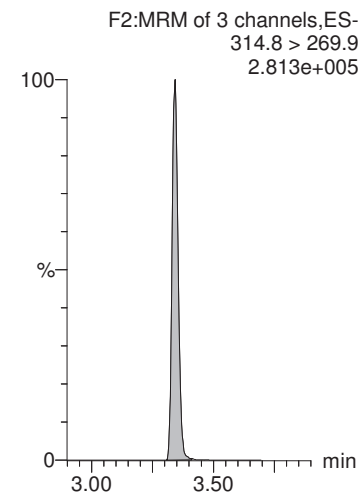
**PFTrDA**



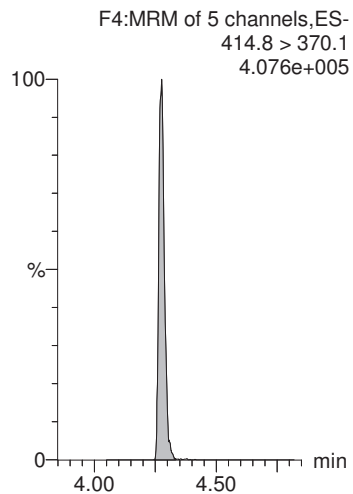
**PFTeDA**



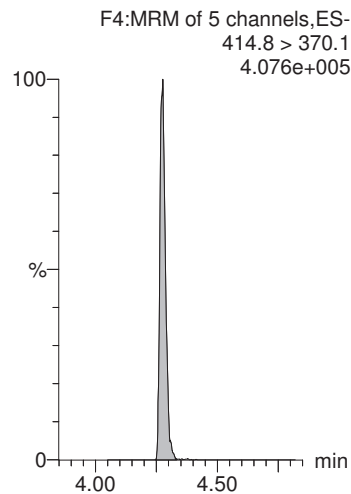
**13C2-PFHxA**



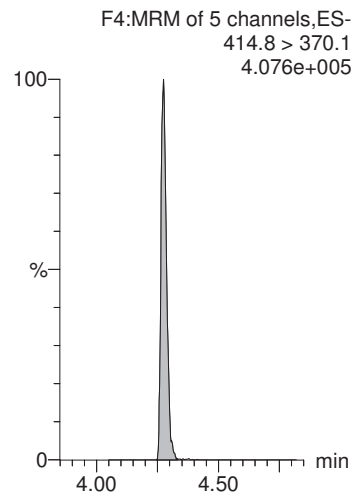
**13C2-PFOA**



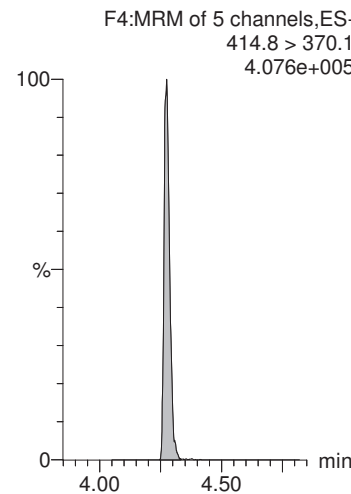
**13C2-PFOA**



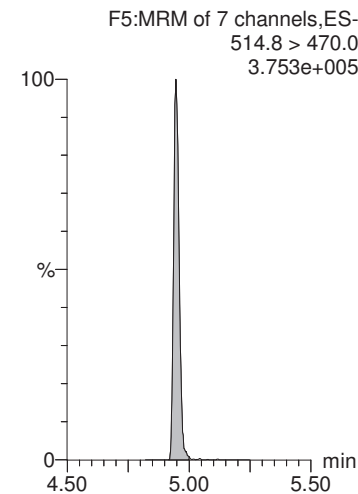
**13C2-PFOA**



**13C2-PFOA**



**13C2-PFDA**



MMM 7/22/2018

Dataset: X:\G1.PRO\Results\2018\180720G2\180720G2-20.qld

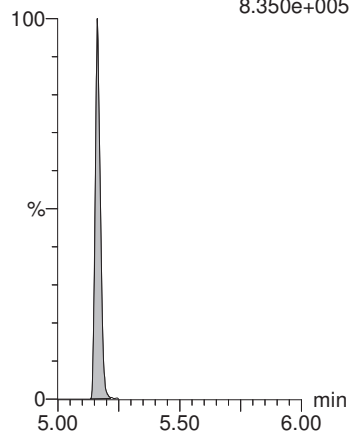
Last Altered: Saturday, July 21, 2018 16:20:18 Pacific Daylight Time

Printed: Saturday, July 21, 2018 16:21:01 Pacific Daylight Time

Name: 180720G2\_20, Date: 20-Jul-2018, Time: 20:01:39, ID: 1801762-07 CBD-1RW04-0718 0.24138, Description: CBD-1RW04-0718

**d5-N-EtFOSAA**

F5:MRM of 7 channels,ES-  
588.7 > 419.1  
8.350e+005



MMM 7/22/2018

Dataset: X:\G1.PRO\Results\2018\180720G2\180720G2-21.qld

Last Altered: Saturday, July 21, 2018 16:23:14 Pacific Daylight Time

Printed: Saturday, July 21, 2018 16:24:11 Pacific Daylight Time

Method: X:\G1.PRO\MethDB\PFAS\_DW\_L14\_0719.mdb 20 Jul 2018 10:54:08

Calibration: X:\G1.PRO\CurveDB\C18\_537\_Q1\_07-19-18\_L14.cdb 20 Jul 2018 12:31:35

Name: 180720G2\_21, Date: 20-Jul-2018, Time: 20:14:25, ID: 1801762-08 CBD-1FB04-0718 0.25347, Description: CBD-1FB04-0718

	# Name	Trace	Area	IS Area	Wt./Vol.	RRF	Pred.RT	RT	y Axis Resp.	Conc.	%Rec
1	1 PFBS	298.6 > 80.5		1.14e4	0.253		2.96				
2	2 PFHxA	312.7 > 268.8	5.42e1	8.93e3	0.253		3.34	3.36	0.0607	0.295	
3	3 PFHpA	362.7 > 318.8	1.23e1	8.93e3	0.253		3.85	3.87	0.0138	0.0619	
4	4 PFHxS	398.7 > 80.7		1.14e4	0.253		3.99				
5	5 PFOA	412.8 > 369.0	1.93e1	8.93e3	0.253		4.28	4.29	0.0217	0.117	
6	6 PFNA	462.9 > 419.1		8.93e3	0.253		4.64				
7	7 PFOS	498.8 > 80.7		1.14e4	0.253		4.70				
8	8 PFDA	512.8 > 469.0	3.60e1	8.93e3	0.253		4.92	4.95	0.0403	0.182	
9	9 N-MeFOSAA	569.7 > 419.0		1.36e4	0.253		5.06				
10	10 N-EtFOSAA	583.6 > 419.1		1.36e4	0.253		5.17				
11	11 PFUnA	562.7 > 518.9		8.93e3	0.253		5.17				
12	12 PFDoA	612.5 > 319.0		8.93e3	0.253		5.41				
13	13 PFTrDA	662.4 > 618.7		8.93e3	0.253		5.62				
14	14 PFTeDA	712.2 > 668.4		8.93e3	0.253		5.80				
15	15 13C2-PFHxA	314.8 > 269.9	6.40e3	8.93e3	0.253	0.753	3.43	3.34	7.16	37.5	95.2
16	16 13C2-PFDA	514.8 > 470.0	8.13e3	8.93e3	0.253	1.023	4.88	4.95	9.10	35.1	89.0
17	17 d5-N-EtFOSAA	588.7 > 419.1	1.72e4	1.36e4	0.253	1.264	5.05	5.16	50.5	158	99.9
18	18 13C2-PFOA	414.8 > 370.1	8.93e3	8.93e3	0.253	1.000	4.28	4.28	10.0	39.5	100.0
19	19 13C4-PFOS	502.8 > 80.7	1.14e4	1.14e4	0.253	1.000	4.71	4.71	28.7	113	100.0
20	20 d3-N-MeFOSAA	572.7 > 419.1	1.36e4	1.36e4	0.253	1.000	5.04	5.05	40.0	158	100.0

MMM 7/22/2018

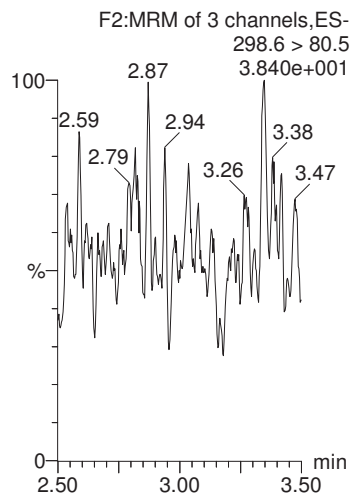
Dataset: X:\G1.PRO\Results\2018\180720G2\180720G2-21.qld

Last Altered: Saturday, July 21, 2018 16:23:14 Pacific Daylight Time  
Printed: Saturday, July 21, 2018 16:24:11 Pacific Daylight Time

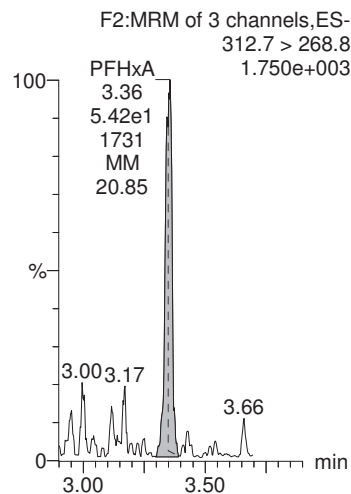
Method: X:\G1.PRO\MethDB\PFAS\_DW\_L14\_0719.mdb 20 Jul 2018 10:54:08  
Calibration: X:\G1.PRO\CurveDB\C18\_537\_Q1\_07-19-18\_L14.cdb 20 Jul 2018 12:31:35

Name: 180720G2\_21, Date: 20-Jul-2018, Time: 20:14:25, ID: 1801762-08 CBD-1FB04-0718 0.25347, Description: CBD-1FB04-0718

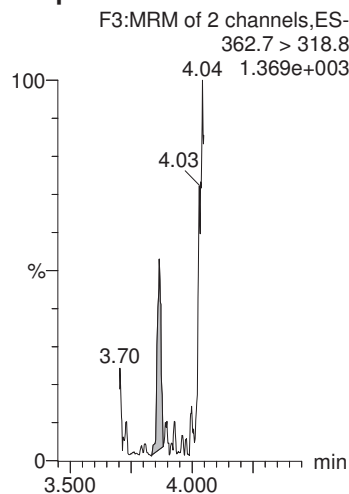
**PFBS**



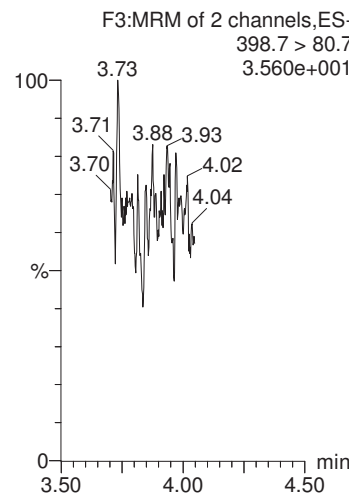
**PFHxA**



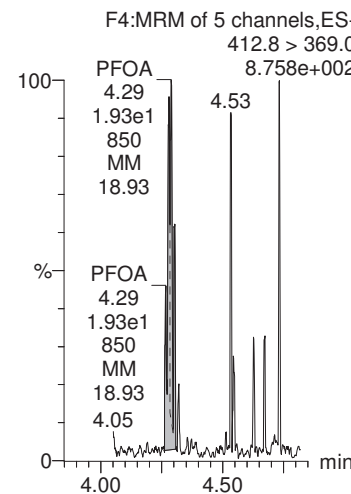
**PFHpA**



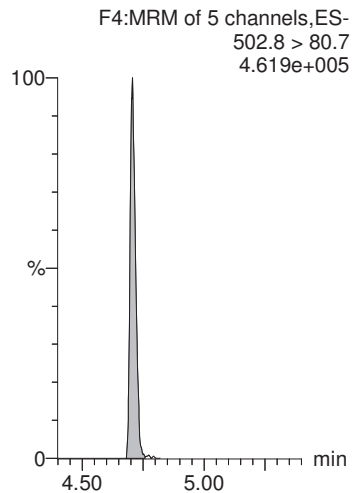
**PFHxS**



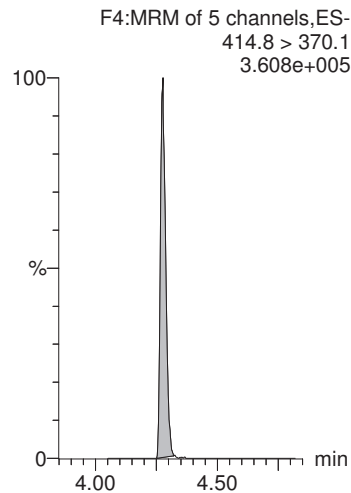
**PFOA**



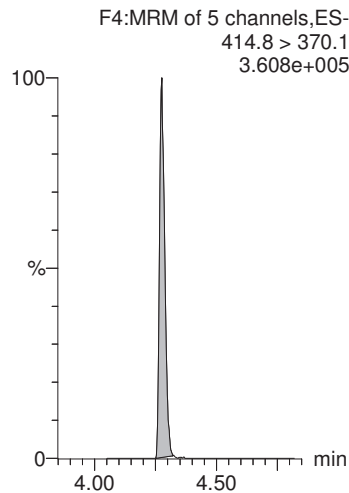
**13C4-PFOS**



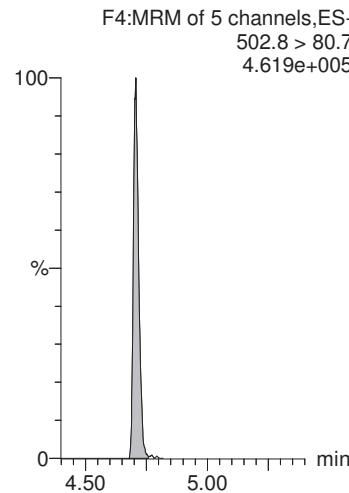
**13C2-PFOA**



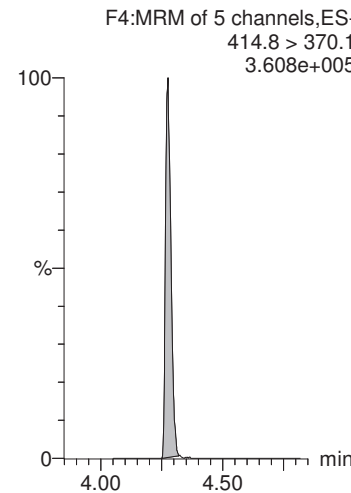
**13C2-PFOA**



**13C4-PFOS**



**13C2-PFOA**





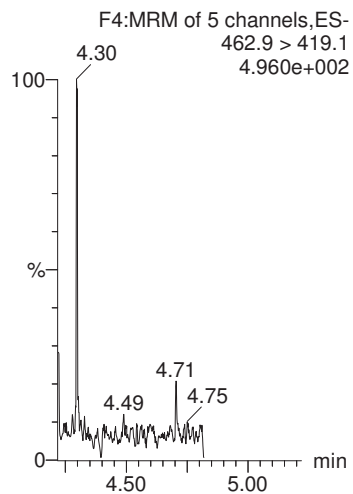
MMM 7/22/2018

Dataset: X:\G1.PRO\Results\2018\180720G2\180720G2-21.qld

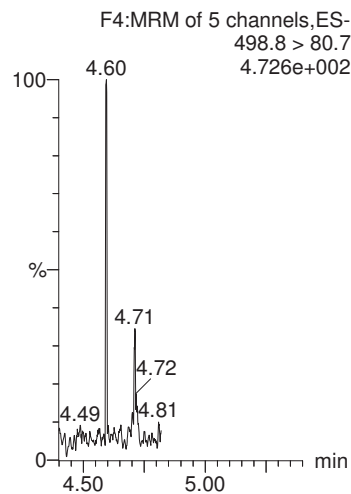
Last Altered: Saturday, July 21, 2018 16:23:14 Pacific Daylight Time  
Printed: Saturday, July 21, 2018 16:24:11 Pacific Daylight Time

Name: 180720G2\_21, Date: 20-Jul-2018, Time: 20:14:25, ID: 1801762-08 CBD-1FB04-0718 0.25347, Description: CBD-1FB04-0718

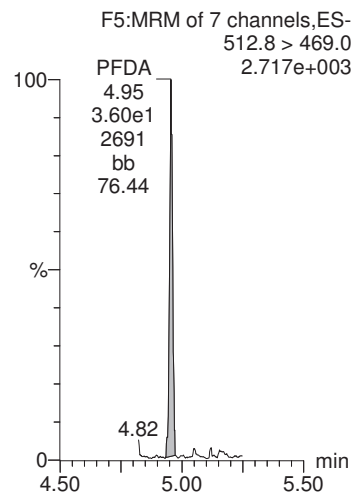
**PFNA**



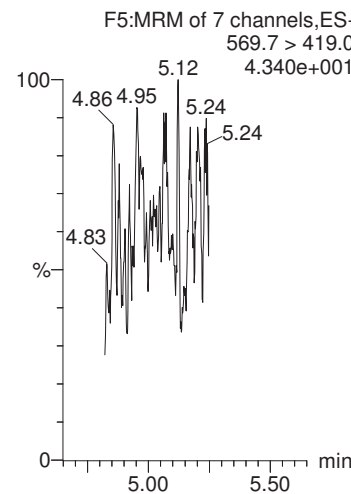
**PFOS**



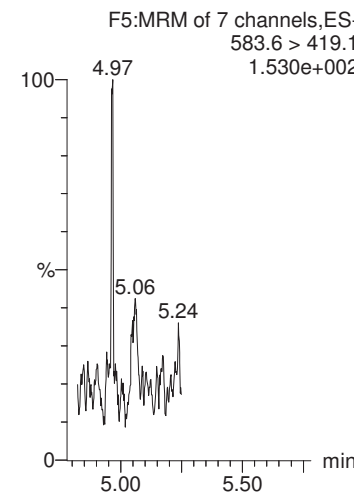
**PFDA**



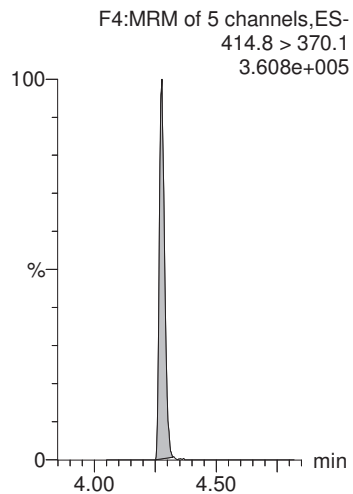
**N-MeFOSAA**



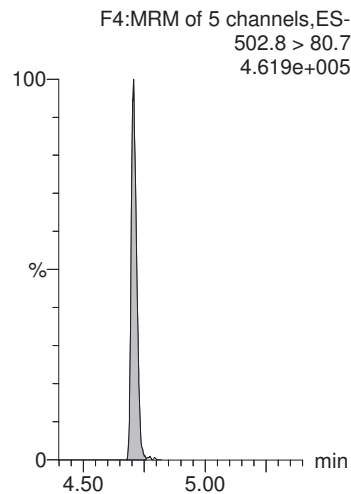
**N-EtFOSAA**



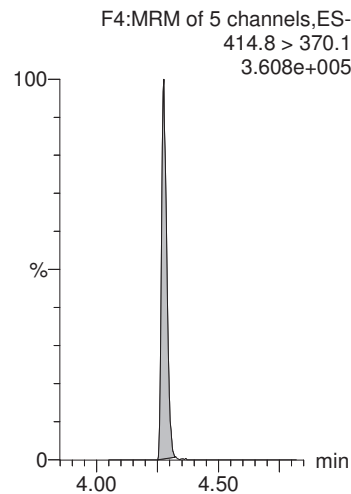
**13C2-PFOA**



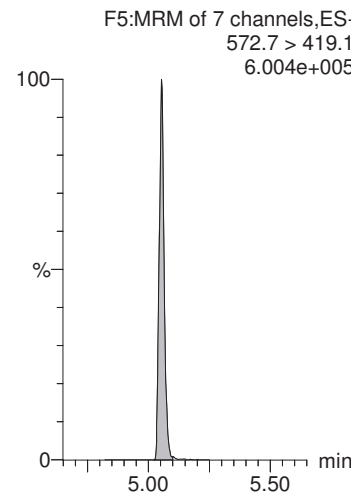
**13C4-PFOS**



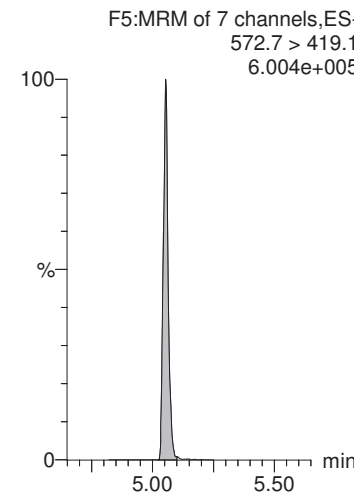
**13C2-PFOA**



**d3-N-MeFOSAA**



**d3-N-MeFOSAA**



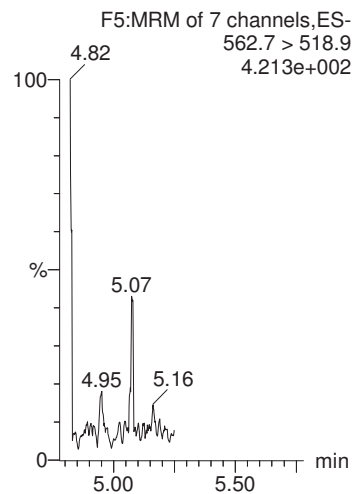
MMM 7/22/2018

Dataset: X:\G1.PRO\Results\2018\180720G2\180720G2-21.qld

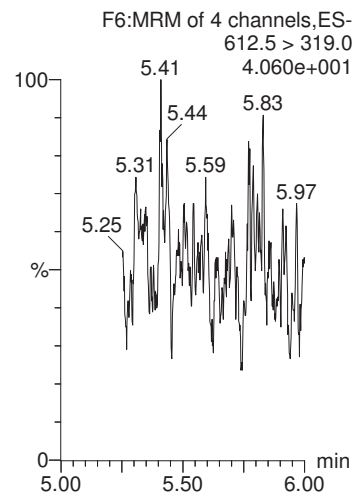
Last Altered: Saturday, July 21, 2018 16:23:14 Pacific Daylight Time  
Printed: Saturday, July 21, 2018 16:24:11 Pacific Daylight Time

Name: 180720G2\_21, Date: 20-Jul-2018, Time: 20:14:25, ID: 1801762-08 CBD-1FB04-0718 0.25347, Description: CBD-1FB04-0718

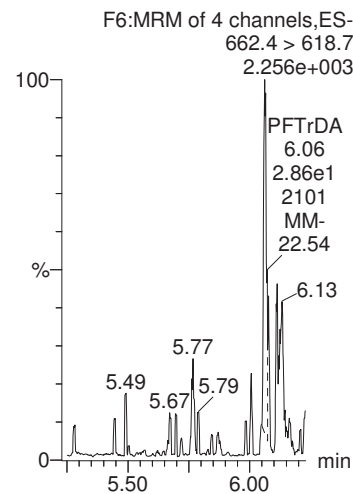
**PFUnA**



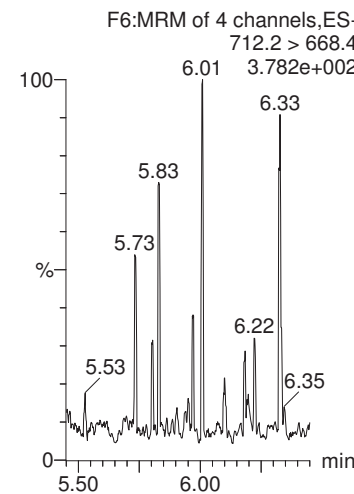
**PFDaA**



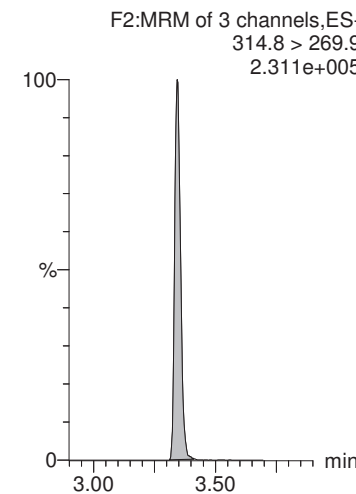
**PFTrDA**



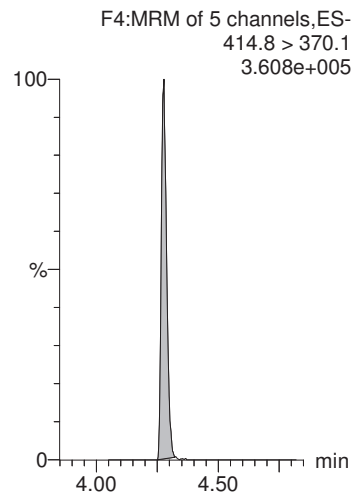
**PFTeDA**



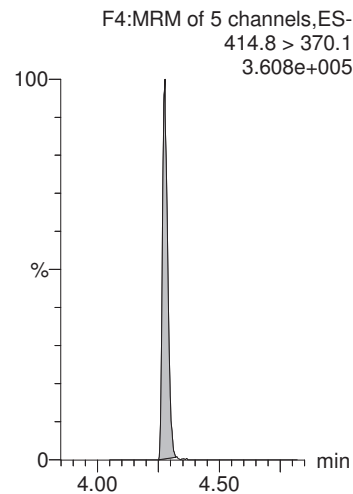
**13C2-PFHxA**



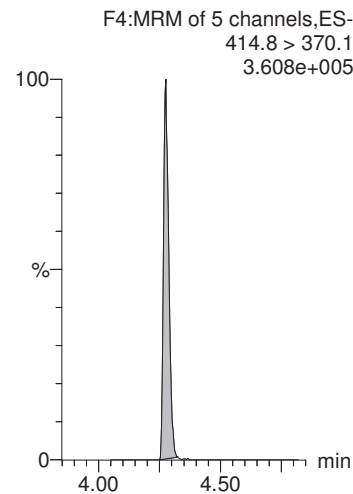
**13C2-PFOA**



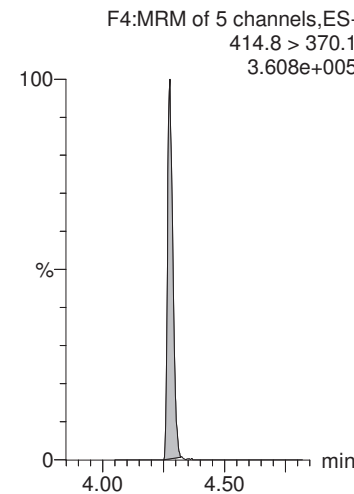
**13C2-PFOA**



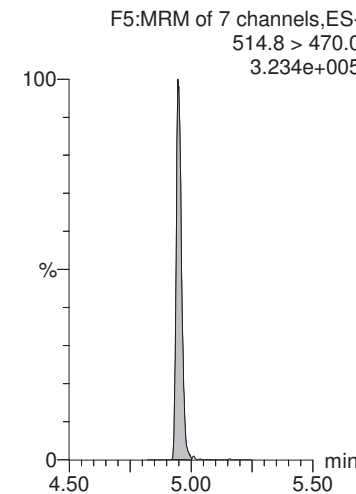
**13C2-PFOA**



**13C2-PFOA**



**13C2-PFDA**



MMM 7/22/2018

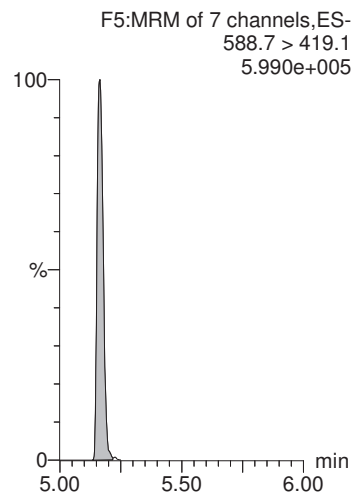
Dataset: X:\G1.PRO\Results\2018\180720G2\180720G2-21.qld

Last Altered: Saturday, July 21, 2018 16:23:14 Pacific Daylight Time

Printed: Saturday, July 21, 2018 16:24:11 Pacific Daylight Time

Name: 180720G2\_21, Date: 20-Jul-2018, Time: 20:14:25, ID: 1801762-08 CBD-1FB04-0718 0.25347, Description: CBD-1FB04-0718

**d5-N-EtFOSAA**



MMM 7/22/2018

Dataset: X:\G1.PRO\Results\2018\180720G2\180720G2-22.qld

Last Altered: Saturday, July 21, 2018 16:27:40 Pacific Daylight Time

Printed: Saturday, July 21, 2018 16:29:07 Pacific Daylight Time

Method: X:\G1.PRO\MethDB\PFAS\_DW\_L14\_0719.mdb 20 Jul 2018 10:54:08

Calibration: X:\G1.PRO\CurveDB\C18\_537\_Q1\_07-19-18\_L14.cdb 20 Jul 2018 12:31:35

Name: 180720G2\_22, Date: 20-Jul-2018, Time: 20:27:14, ID: 1801762-09 CBD-1RW05-0718 0.24577, Description: CBD-1RW05-0718

	# Name	Trace	Area	IS Area	Wt./Vol.	RRF	Pred.RT	RT	y Axis Resp.	Conc.	%Rec
1	1 PFBS	298.6 > 80.5		1.07e4	0.246		2.96				
2	2 PFHxA	312.7 > 268.8	3.85e1	8.56e3	0.246		3.34	3.35	0.0450	0.225	
3	3 PFHpA	362.7 > 318.8		8.56e3	0.246		3.85				
4	4 PFHxS	398.7 > 80.7		1.07e4	0.246		3.98				
5	5 PFOA	412.8 > 369.0	3.28e1	8.56e3	0.246		4.28	4.29	0.0383	0.214	
6	6 PFNA	462.9 > 419.1		8.56e3	0.246		4.64				
7	7 PFOS	498.8 > 80.7		1.07e4	0.246		4.70				
8	8 PFDA	512.8 > 469.0	3.16e1	8.56e3	0.246		4.92	4.95	0.0370	0.173	
9	9 N-MeFOSAA	569.7 > 419.0	1.89e0	1.26e4	0.246		5.05	5.04	0.00600	0.0211	
10	10 N-EtFOSAA	583.6 > 419.1		1.26e4	0.246		5.17				
11	11 PFUnA	562.7 > 518.9		8.56e3	0.246		5.16				
12	12 PFDoA	612.5 > 319.0		8.56e3	0.246		5.40				
13	13 PFTTrDA	662.4 > 618.7		8.56e3	0.246		5.61				
14	14 PFTeDA	712.2 > 668.4		8.56e3	0.246		5.80				
15	15 13C2-PFHxA	314.8 > 269.9	6.10e3	8.56e3	0.246	0.753	3.43	3.34	7.12	38.5	94.7
16	16 13C2-PFDA	514.8 > 470.0	7.91e3	8.56e3	0.246	1.023	4.87	4.95	9.24	36.7	90.3
17	17 d5-N-EtFOSAA	588.7 > 419.1	1.54e4	1.26e4	0.246	1.264	5.05	5.16	49.1	158	97.0
18	18 13C2-PFOA	414.8 > 370.1	8.56e3	8.56e3	0.246	1.000	4.28	4.27	10.0	40.7	100.0
19	19 13C4-PFOS	502.8 > 80.7	1.07e4	1.07e4	0.246	1.000	4.71	4.70	28.7	117	100.0
20	20 d3-N-MeFOSAA	572.7 > 419.1	1.26e4	1.26e4	0.246	1.000	5.04	5.05	40.0	163	100.0

MMM 7/22/2018

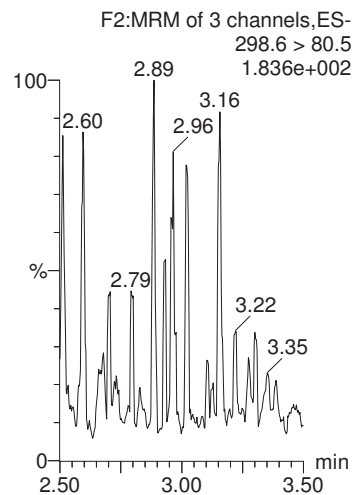
Dataset: X:\G1.PRO\Results\2018\180720G2\180720G2-22.qld

Last Altered: Saturday, July 21, 2018 16:27:40 Pacific Daylight Time  
Printed: Saturday, July 21, 2018 16:29:07 Pacific Daylight Time

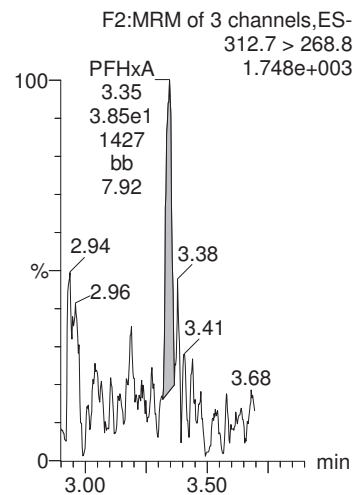
Method: X:\G1.PRO\MethDB\PFAS\_DW\_L14\_0719.mdb 20 Jul 2018 10:54:08  
Calibration: X:\G1.PRO\CurveDB\C18\_537\_Q1\_07-19-18\_L14.cdb 20 Jul 2018 12:31:35

Name: 180720G2\_22, Date: 20-Jul-2018, Time: 20:27:14, ID: 1801762-09 CBD-1RW05-0718 0.24577, Description: CBD-1RW05-0718

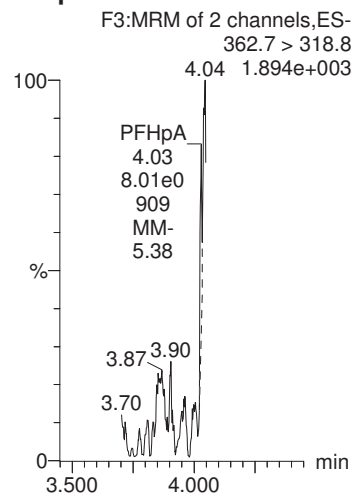
**PFBS**



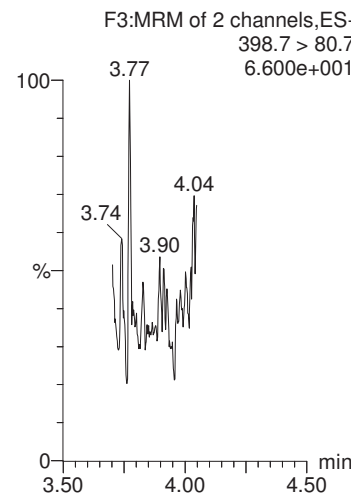
**PFHxA**



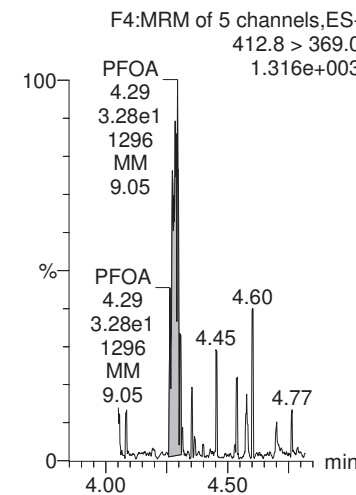
**PFHpA**



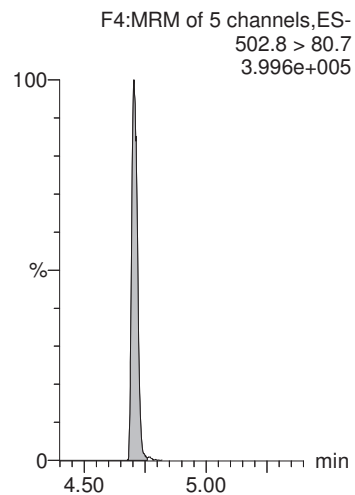
**PFHxS**



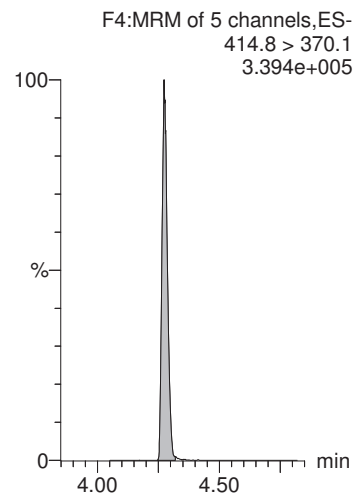
**PFOA**



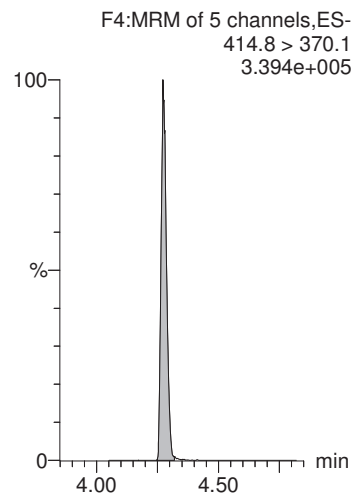
**13C4-PFOS**



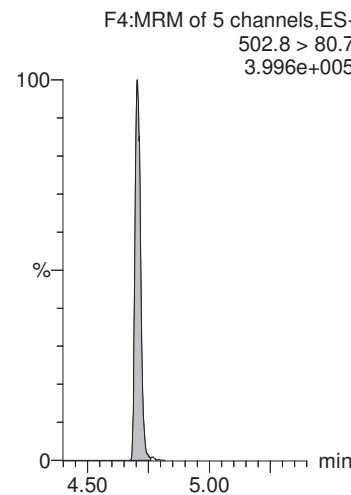
**13C2-PFOA**



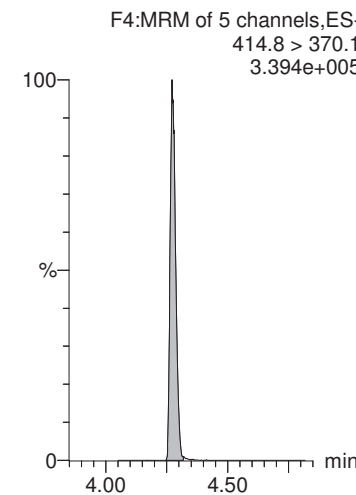
**13C2-PFOA**



**13C4-PFOS**



**13C2-PFOA**



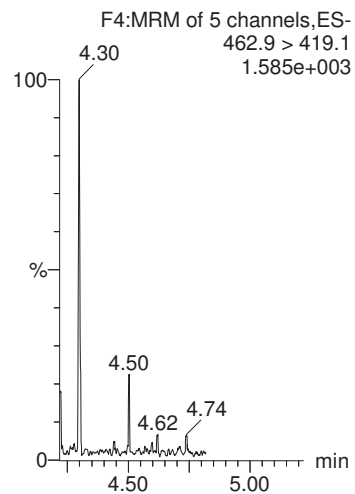
MMM 7/22/2018

Dataset: X:\G1.PRO\Results\2018\180720G2\180720G2-22.qld

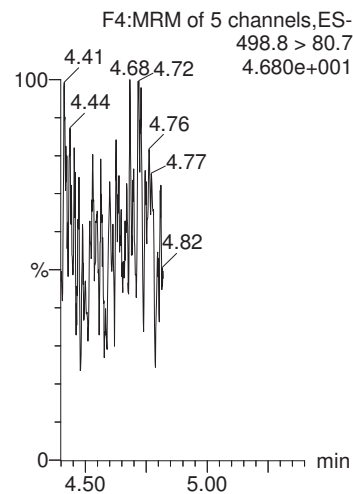
Last Altered: Saturday, July 21, 2018 16:27:40 Pacific Daylight Time  
Printed: Saturday, July 21, 2018 16:29:07 Pacific Daylight Time

Name: 180720G2\_22, Date: 20-Jul-2018, Time: 20:27:14, ID: 1801762-09 CBD-1RW05-0718 0.24577, Description: CBD-1RW05-0718

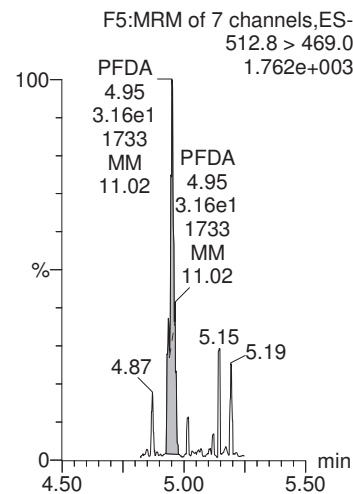
**PFNA**



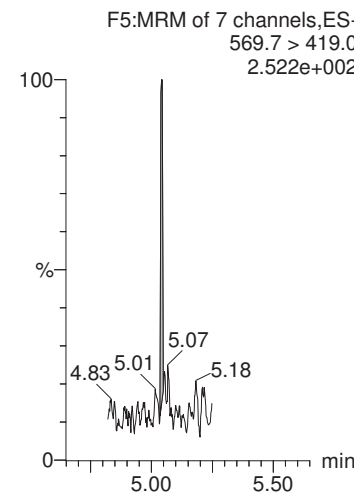
**PFOS**



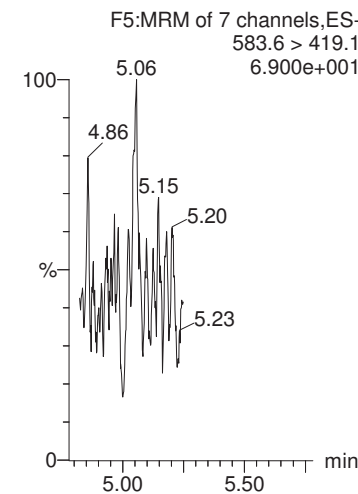
**PFDA**



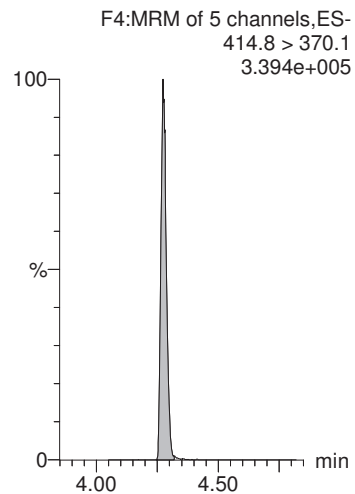
**N-MeFOSAA**



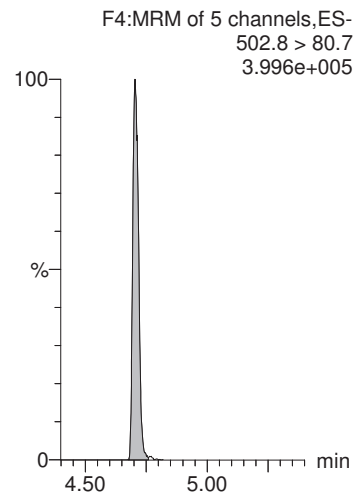
**N-EtFOSAA**



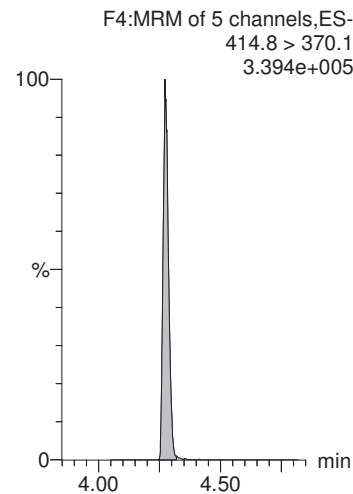
**13C2-PFOA**



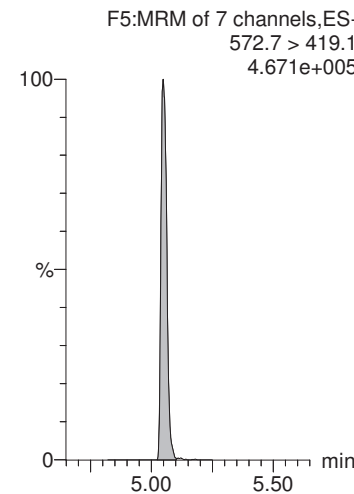
**13C4-PFOS**



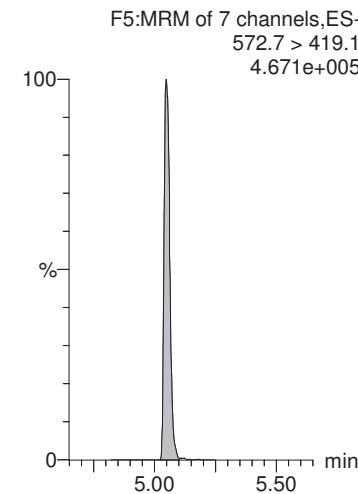
**13C2-PFOA**



**d3-N-MeFOSAA**



**d3-N-MeFOSAA**



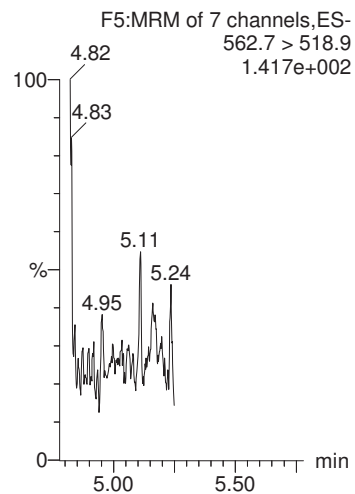
MMM 7/22/2018

Dataset: X:\G1.PRO\Results\2018\180720G2\180720G2-22.qld

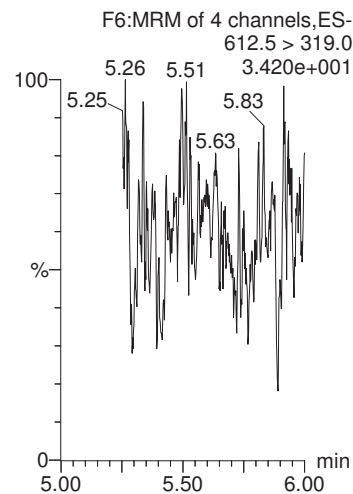
Last Altered: Saturday, July 21, 2018 16:27:40 Pacific Daylight Time  
Printed: Saturday, July 21, 2018 16:29:07 Pacific Daylight Time

Name: 180720G2\_22, Date: 20-Jul-2018, Time: 20:27:14, ID: 1801762-09 CBD-1RW05-0718 0.24577, Description: CBD-1RW05-0718

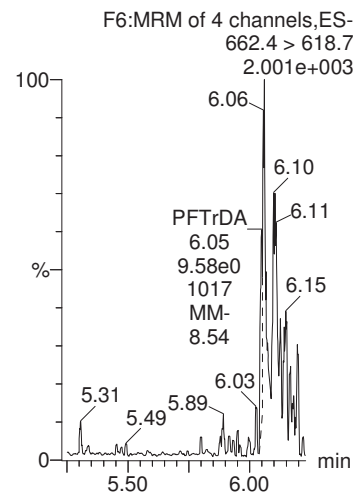
**PFUnA**



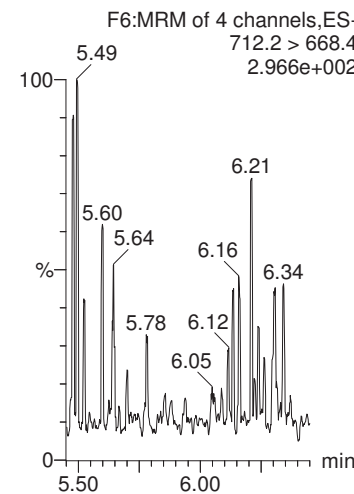
**PFDaA**



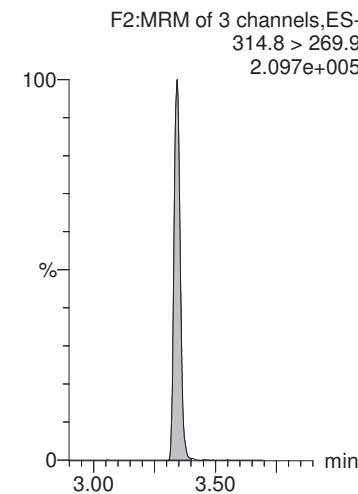
**PFTrDA**



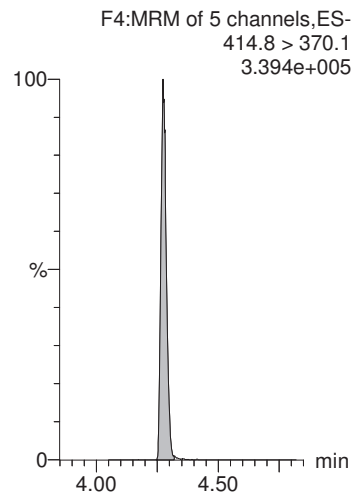
**PFTeDA**



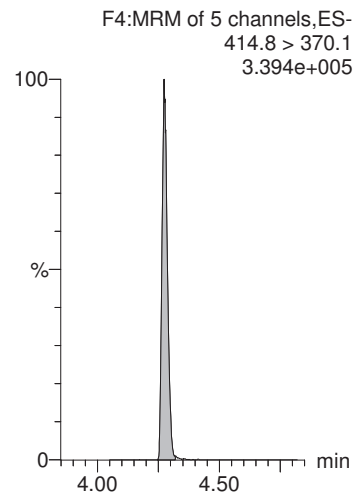
**13C2-PFHxA**



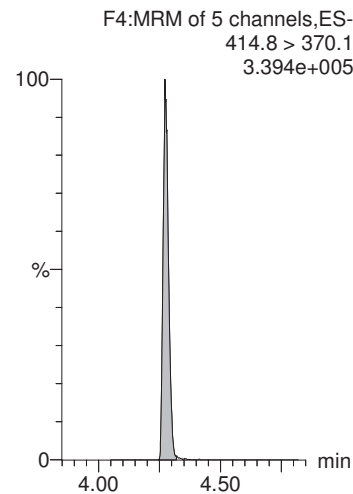
**13C2-PFOA**



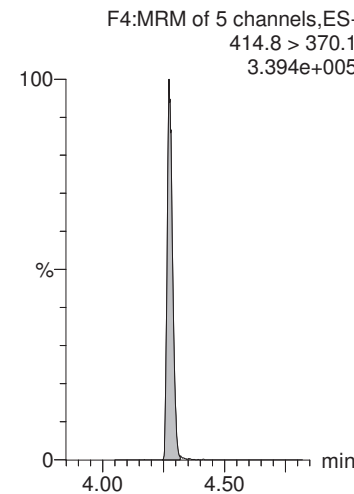
**13C2-PFOA**



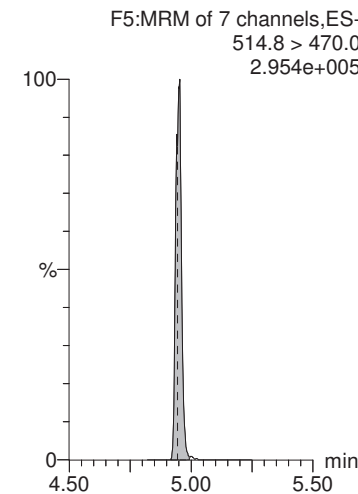
**13C2-PFOA**



**13C2-PFOA**



**13C2-PFDA**



MMM 7/22/2018

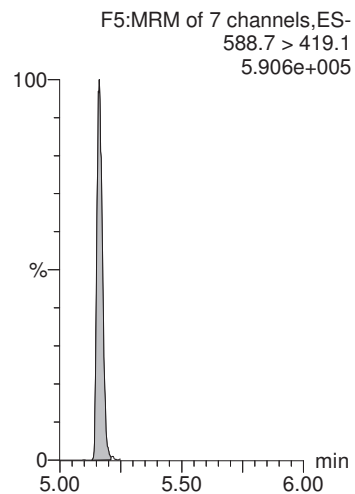
Dataset: X:\G1.PRO\Results\2018\180720G2\180720G2-22.qld

Last Altered: Saturday, July 21, 2018 16:27:40 Pacific Daylight Time

Printed: Saturday, July 21, 2018 16:29:07 Pacific Daylight Time

Name: 180720G2\_22, Date: 20-Jul-2018, Time: 20:27:14, ID: 1801762-09 CBD-1RW05-0718 0.24577, Description: CBD-1RW05-0718

**d5-N-EtFOSAA**





MMM 7/22/2018

Dataset: X:\G1.PRO\Results\2018\180720G2\180720G2-23.qld

Last Altered: Saturday, July 21, 2018 16:31:24 Pacific Daylight Time

Printed: Saturday, July 21, 2018 16:35:23 Pacific Daylight Time

Method: X:\G1.PRO\MethDB\PFAS\_DW\_L14\_0719.mdb 20 Jul 2018 10:54:08

Calibration: X:\G1.PRO\CurveDB\C18\_537\_Q1\_07-19-18\_L14.cdb 20 Jul 2018 12:31:35

Name: 180720G2\_23, Date: 20-Jul-2018, Time: 20:40:03, ID: 1801762-10 CBD-1FB05-0718 0.25646, Description: CBD-1FB05-0718

	# Name	Trace	Area	IS Area	Wt./Vol.	RRF	Pred.RT	RT	y Axis Resp.	Conc.	%Rec
1	1 PFBS	298.6 > 80.5		1.22e4	0.256		2.96				
2	2 PFHxA	312.7 > 268.8	4.07e1	9.71e3	0.256		3.34	3.34	0.0419	0.201	
3	3 PFHpA	362.7 > 318.8	1.49e1	9.71e3	0.256		3.85	3.86	0.0153	0.0681	
4	4 PFHxS	398.7 > 80.7		1.22e4	0.256		3.99				
5	5 PFOA	412.8 > 369.0	1.48e1	9.71e3	0.256		4.28	4.27	0.0152	0.0813	
6	6 PFNA	462.9 > 419.1		9.71e3	0.256		4.64				
7	7 PFOS	498.8 > 80.7	6.63e0	1.22e4	0.256		4.70	4.72	0.0156	0.164	
8	8 PFDA	512.8 > 469.0	4.05e1	9.71e3	0.256		4.92	4.96	0.0417	0.187	
9	9 N-MeFOSAA	569.7 > 419.0		1.51e4	0.256		5.06				
10	10 N-EtFOSAA	583.6 > 419.1		1.51e4	0.256		5.17				
11	11 PFUnA	562.7 > 518.9	3.18e0	9.71e3	0.256		5.16	5.13	0.00327	0.0133	
12	12 PFDoA	612.5 > 319.0		9.71e3	0.256		5.40				
13	13 PFTTrDA	662.4 > 618.7		9.71e3	0.256		5.61				
14	14 PFTeDA	712.2 > 668.4		9.71e3	0.256		5.80				
15	15 13C2-PFHxA	314.8 > 269.9	7.13e3	9.71e3	0.256	0.753	3.43	3.34	7.35	38.1	97.6
16	16 13C2-PFDA	514.8 > 470.0	9.04e3	9.71e3	0.256	1.023	4.87	4.95	9.31	35.5	91.1
17	17 d5-N-EtFOSAA	588.7 > 419.1	1.74e4	1.51e4	0.256	1.264	5.05	5.16	46.3	143	91.6
18	18 13C2-PFOA	414.8 > 370.1	9.71e3	9.71e3	0.256	1.000	4.28	4.27	10.0	39.0	100.0
19	19 13C4-PFOS	502.8 > 80.7	1.22e4	1.22e4	0.256	1.000	4.71	4.71	28.7	112	100.0
20	20 d3-N-MeFOSAA	572.7 > 419.1	1.51e4	1.51e4	0.256	1.000	5.04	5.05	40.0	156	100.0

MMM 7/22/2018

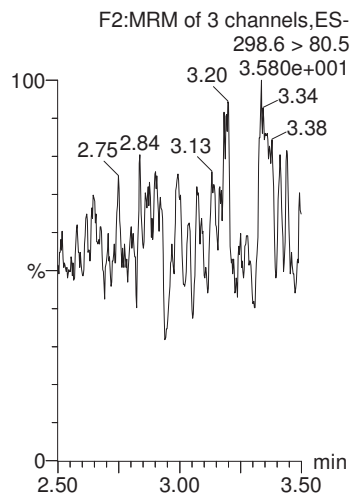
Dataset: X:\G1.PRO\Results\2018\180720G2\180720G2-23.qld

Last Altered: Saturday, July 21, 2018 16:31:24 Pacific Daylight Time  
Printed: Saturday, July 21, 2018 16:35:23 Pacific Daylight Time

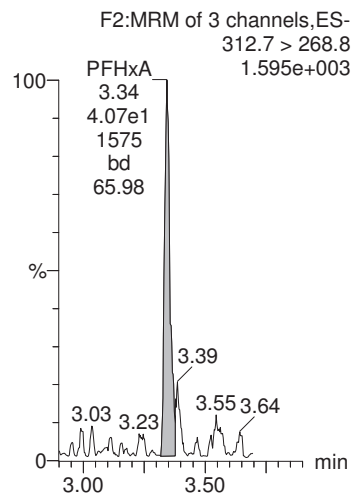
Method: X:\G1.PRO\MethDB\PFAS\_DW\_L14\_0719.mdb 20 Jul 2018 10:54:08  
Calibration: X:\G1.PRO\CurveDB\C18\_537\_Q1\_07-19-18\_L14.cdb 20 Jul 2018 12:31:35

Name: 180720G2\_23, Date: 20-Jul-2018, Time: 20:40:03, ID: 1801762-10 CBD-1FB05-0718 0.25646, Description: CBD-1FB05-0718

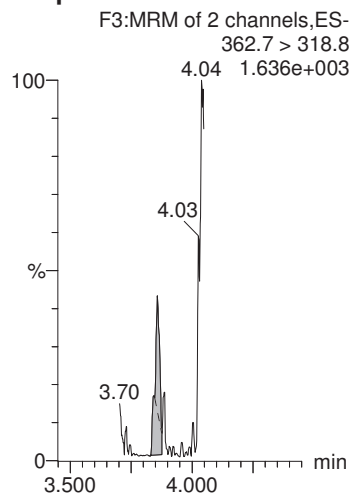
**PFBS**



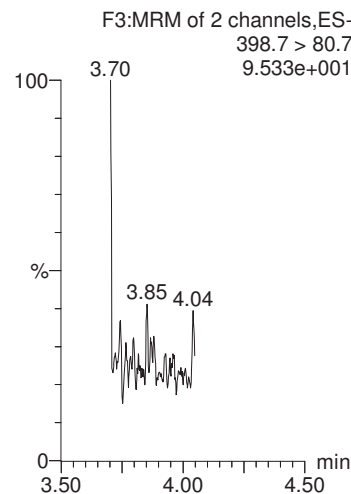
**PFHxA**



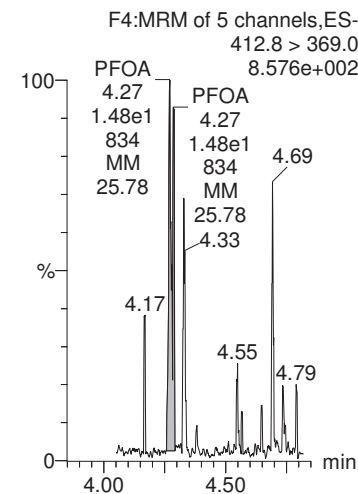
**PFHpA**



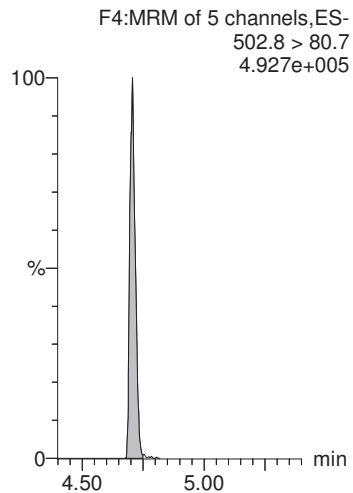
**PFHxS**



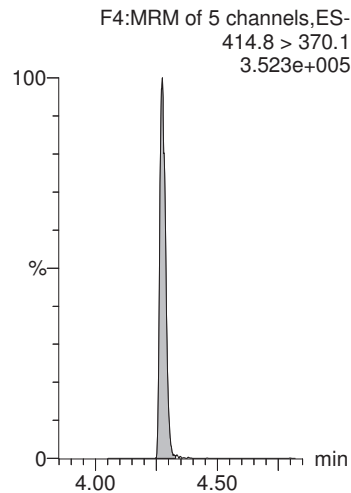
**PFOA**



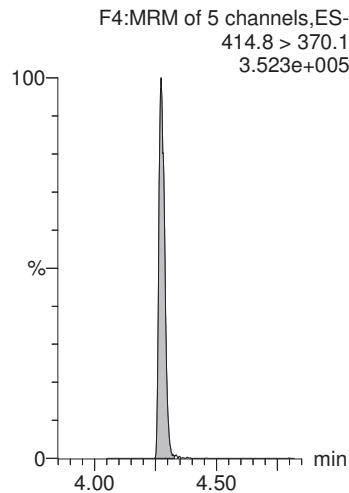
**13C4-PFOS**



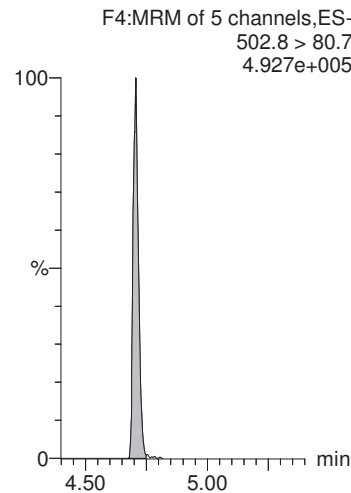
**13C2-PFOA**



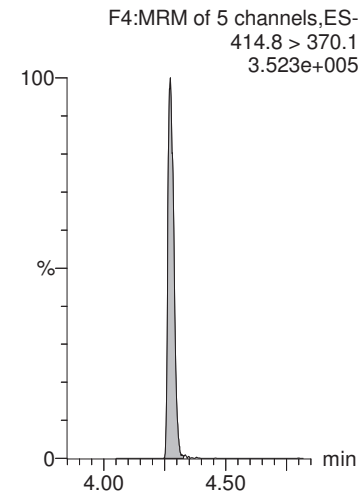
**13C2-PFOA**



**13C4-PFOS**



**13C2-PFOA**



CGH 7/21/2018

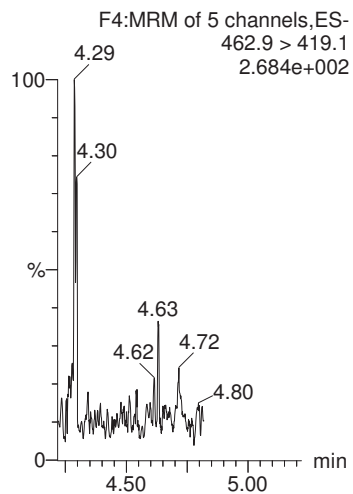
MMM 7/22/2018

Dataset: X:\G1.PRO\Results\2018\180720G2\180720G2-23.qld

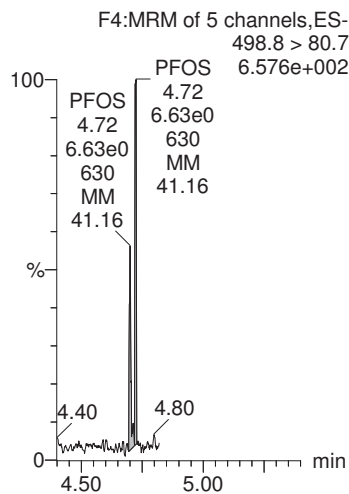
Last Altered: Saturday, July 21, 2018 16:31:24 Pacific Daylight Time  
Printed: Saturday, July 21, 2018 16:35:23 Pacific Daylight Time

Name: 180720G2\_23, Date: 20-Jul-2018, Time: 20:40:03, ID: 1801762-10 CBD-1FB05-0718 0.25646, Description: CBD-1FB05-0718

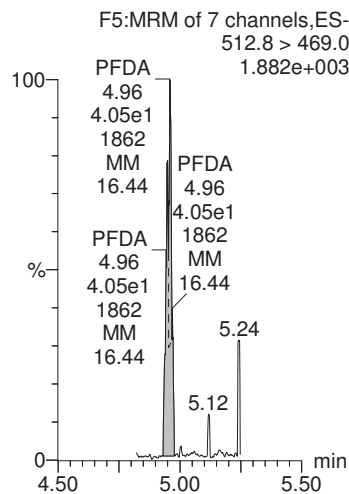
**PFNA**



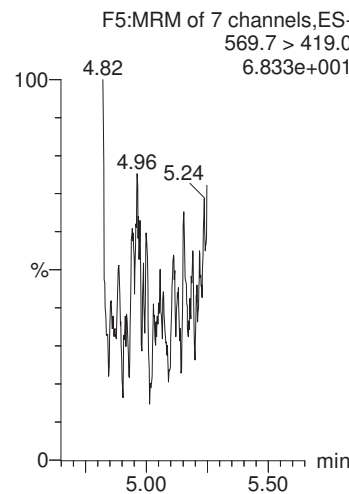
**PFOS**



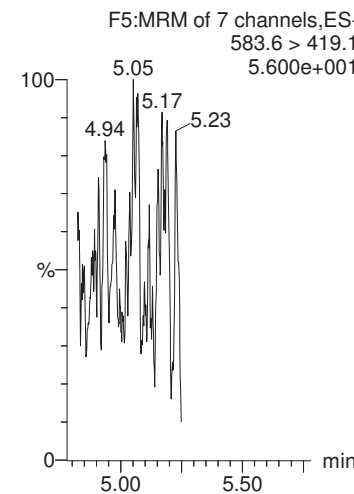
**PFDA**



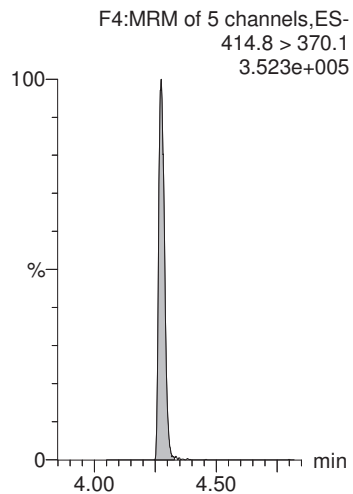
**N-MeFOSAA**



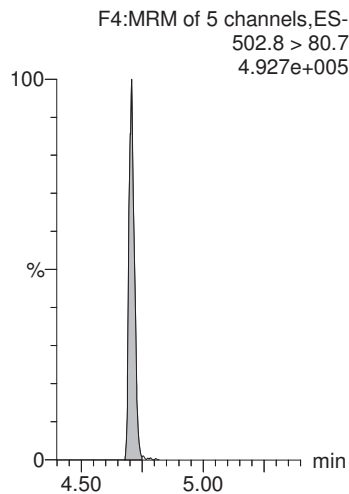
**N-EtFOSAA**



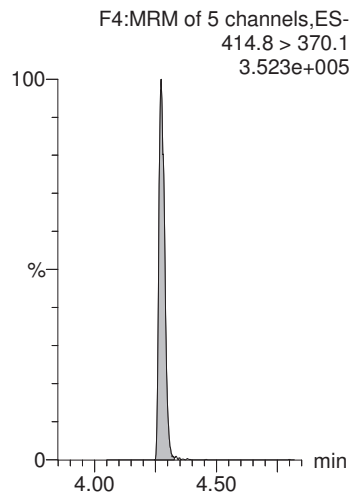
**13C2-PFOA**



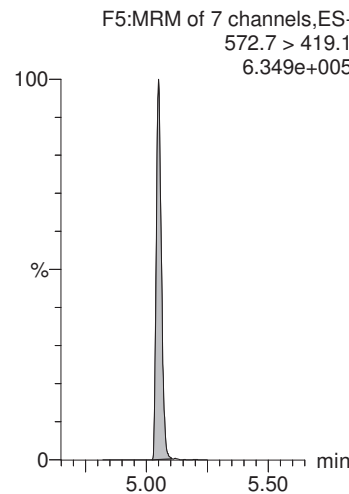
**13C4-PFOS**



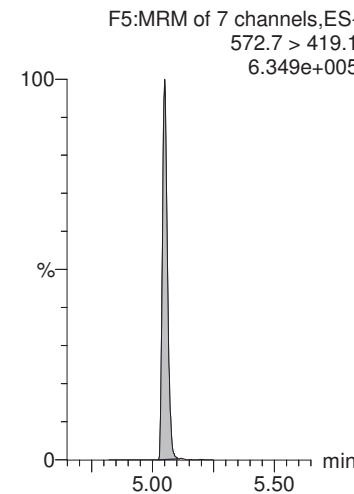
**13C2-PFOA**



**d3-N-MeFOSAA**



**d3-N-MeFOSAA**



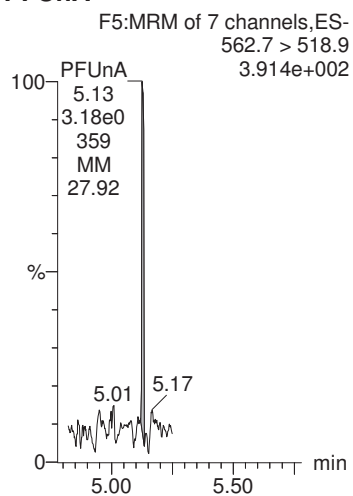
MMM 7/22/2018

Dataset: X:\G1.PRO\Results\2018\180720G2\180720G2-23.qld

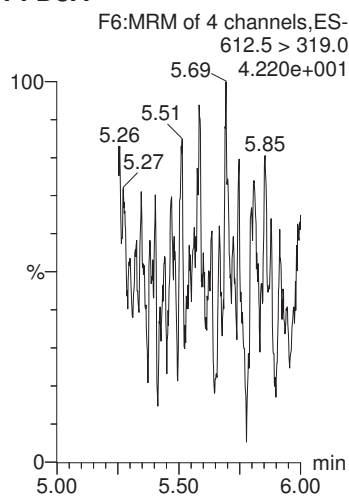
Last Altered: Saturday, July 21, 2018 16:31:24 Pacific Daylight Time  
Printed: Saturday, July 21, 2018 16:35:23 Pacific Daylight Time

Name: 180720G2\_23, Date: 20-Jul-2018, Time: 20:40:03, ID: 1801762-10 CBD-1FB05-0718 0.25646, Description: CBD-1FB05-0718

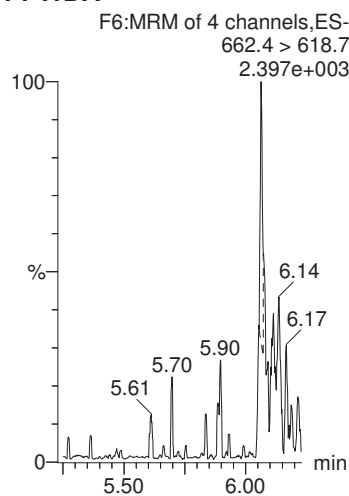
**PFUnA**



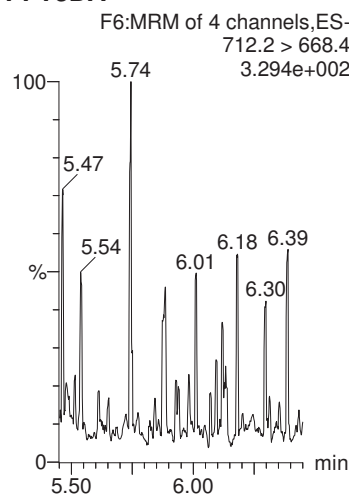
**PFDaA**



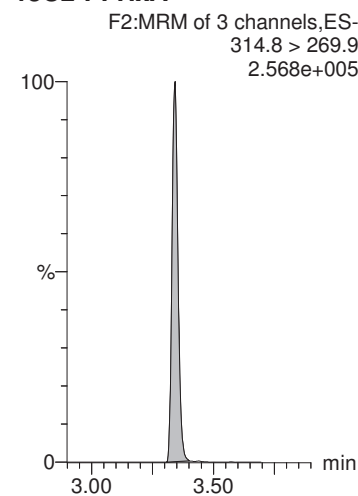
**PFTrDA**



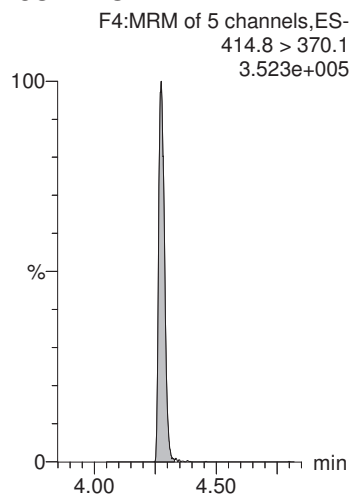
**PFTeDA**



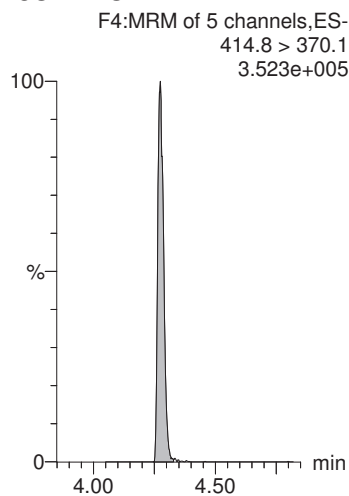
**13C2-PFHxA**



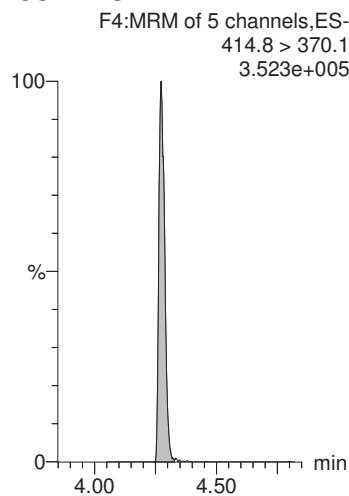
**13C2-PFOA**



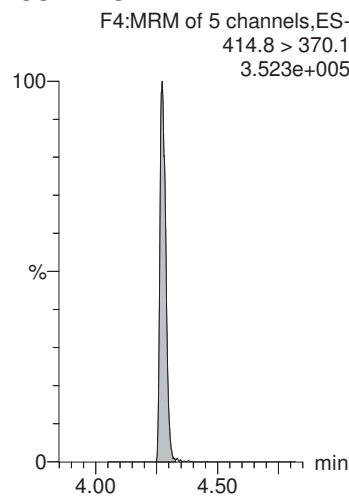
**13C2-PFOA**



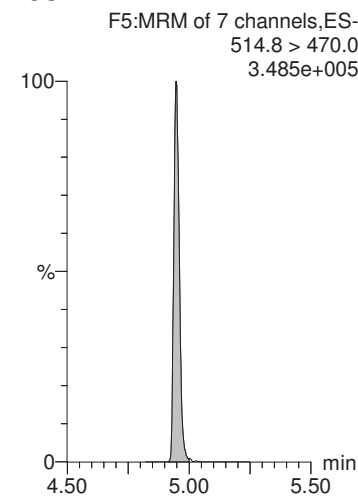
**13C2-PFOA**



**13C2-PFOA**



**13C2-PFDA**



MMM 7/22/2018

Dataset: X:\G1.PRO\Results\2018\180720G2\180720G2-23.qld

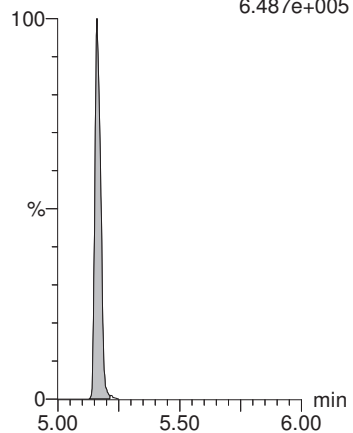
Last Altered: Saturday, July 21, 2018 16:31:24 Pacific Daylight Time

Printed: Saturday, July 21, 2018 16:35:23 Pacific Daylight Time

Name: 180720G2\_23, Date: 20-Jul-2018, Time: 20:40:03, ID: 1801762-10 CBD-1FB05-0718 0.25646, Description: CBD-1FB05-0718

**d5-N-EtFOSAA**

F5:MRM of 7 channels,ES-  
588.7 > 419.1  
6.487e+005



MMM 7/22/2018

Dataset: X:\G1.PRO\Results\2018\180720G2\180720G2-24.qld

Last Altered: Saturday, July 21, 2018 16:33:31 Pacific Daylight Time

Printed: Saturday, July 21, 2018 16:34:13 Pacific Daylight Time

Method: X:\G1.PRO\MethDB\PFAS\_DW\_L14\_0719.mdb 20 Jul 2018 10:54:08

Calibration: X:\G1.PRO\CurveDB\C18\_537\_Q1\_07-19-18\_L14.cdb 20 Jul 2018 12:31:35

Name: 180720G2\_24, Date: 20-Jul-2018, Time: 20:52:53, ID: 1801762-11 CBD-1RW06-0718 0.24786, Description: CBD-1RW06-0718

	# Name	Trace	Area	IS Area	Wt./Vol.	RRF	Pred.RT	RT	y Axis Resp.	Conc.	%Rec
1	1 PFBS	298.6 > 80.5		1.30e4	0.248		2.97				
2	2 PFHxA	312.7 > 268.8		1.08e4	0.248		3.33				
3	3 PFHpA	362.7 > 318.8	2.49e1	1.08e4	0.248		3.85	3.86	0.0231	0.107	
4	4 PFHxS	398.7 > 80.7		1.30e4	0.248		3.99				
5	5 PFOA	412.8 > 369.0	4.05e1	1.08e4	0.248		4.27	4.28	0.0375	0.208	
6	6 PFNA	462.9 > 419.1		1.08e4	0.248		4.63				
7	7 PFOS	498.8 > 80.7	4.67e-1	1.30e4	0.248		4.70	4.70	0.00103	0.0113	
8	8 PFDA	512.8 > 469.0	9.61e0	1.08e4	0.248		4.92	4.94	0.00892	0.0413	
9	9 N-MeFOSAA	569.7 > 419.0		1.76e4	0.248		5.06				
10	10 N-EtFOSAA	583.6 > 419.1		1.76e4	0.248		5.17				
11	11 PFUnA	562.7 > 518.9		1.08e4	0.248		5.16				
12	12 PFDoA	612.5 > 319.0		1.08e4	0.248		5.40				
13	13 PFTrDA	662.4 > 618.7		1.08e4	0.248		5.61				
14	14 PFTeDA	712.2 > 668.4		1.08e4	0.248		5.79				
15	15 13C2-PFHxA	314.8 > 269.9	7.77e3	1.08e4	0.248	0.753	3.43	3.34	7.21	38.6	95.7
16	16 13C2-PFDA	514.8 > 470.0	9.14e3	1.08e4	0.248	1.023	4.87	4.95	8.49	33.5	83.0
17	17 d5-N-EtFOSAA	588.7 > 419.1	1.80e4	1.76e4	0.248	1.264	5.05	5.16	41.1	131	81.2
18	18 13C2-PFOA	414.8 > 370.1	1.08e4	1.08e4	0.248	1.000	4.28	4.27	10.0	40.3	100.0
19	19 13C4-PFOS	502.8 > 80.7	1.30e4	1.30e4	0.248	1.000	4.71	4.71	28.7	116	100.0
20	20 d3-N-MeFOSAA	572.7 > 419.1	1.76e4	1.76e4	0.248	1.000	5.04	5.05	40.0	161	100.0

MMM 7/22/2018

Dataset: X:\G1.PRO\Results\2018\180720G2\180720G2-24.qld

Last Altered: Saturday, July 21, 2018 16:33:31 Pacific Daylight Time

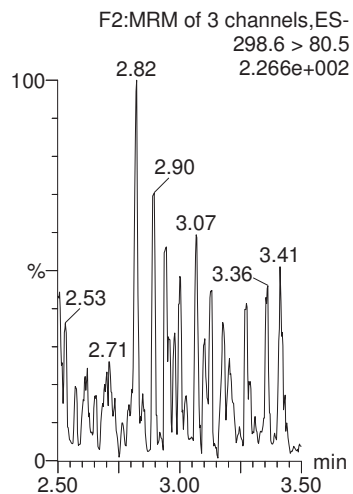
Printed: Saturday, July 21, 2018 16:34:13 Pacific Daylight Time

Method: X:\G1.PRO\MethDB\PFAS\_DW\_L14\_0719.mdb 20 Jul 2018 10:54:08

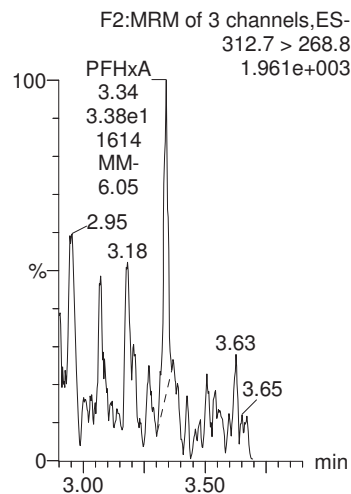
Calibration: X:\G1.PRO\CurveDB\C18\_537\_Q1\_07-19-18\_L14.cdb 20 Jul 2018 12:31:35

Name: 180720G2\_24, Date: 20-Jul-2018, Time: 20:52:53, ID: 1801762-11 CBD-1RW06-0718 0.24786, Description: CBD-1RW06-0718

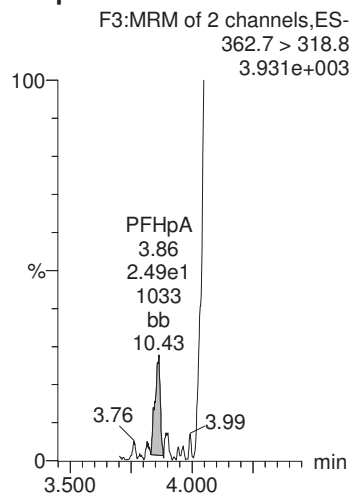
**PFBS**



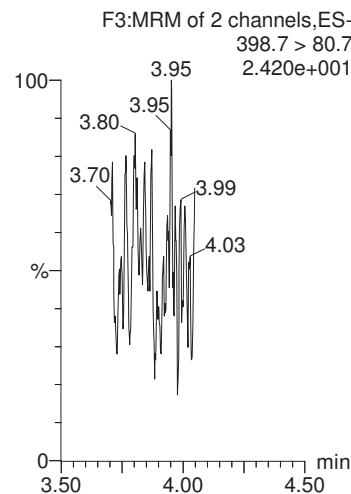
**PFHxA**



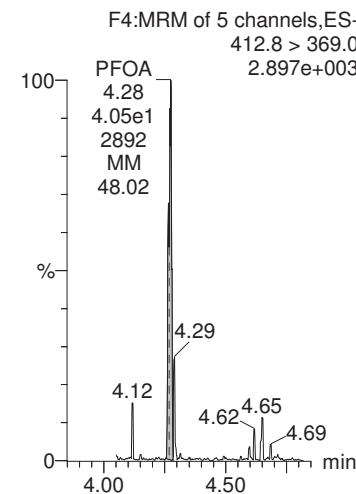
**PFHpA**



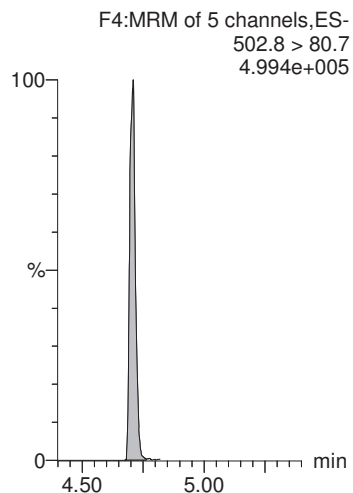
**PFHxS**



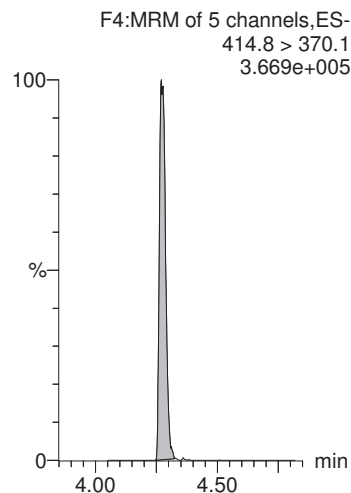
**PFOA**



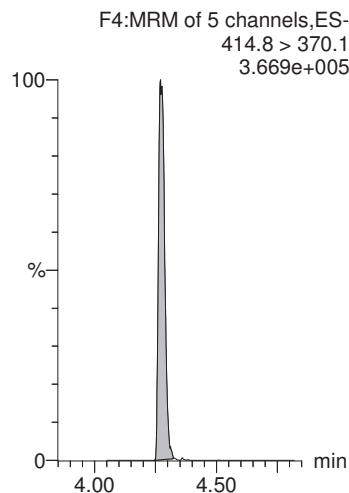
**13C4-PFOS**



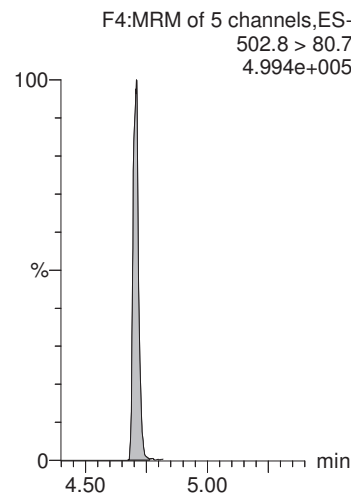
**13C2-PFOA**



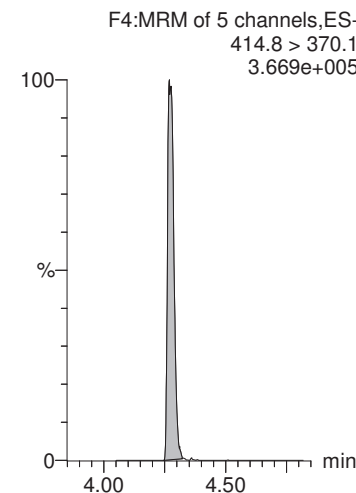
**13C2-PFOA**



**13C4-PFOS**



**13C2-PFOA**



CGH 7/21/2018

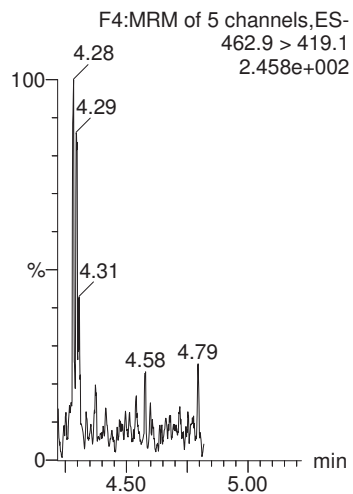
MMM 7/22/2018

Dataset: X:\G1.PRO\Results\2018\180720G2\180720G2-24.qld

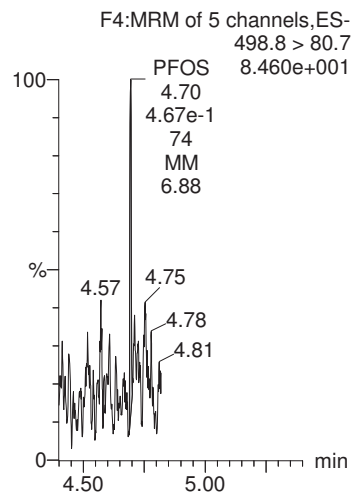
Last Altered: Saturday, July 21, 2018 16:33:31 Pacific Daylight Time  
Printed: Saturday, July 21, 2018 16:34:13 Pacific Daylight Time

Name: 180720G2\_24, Date: 20-Jul-2018, Time: 20:52:53, ID: 1801762-11 CBD-1RW06-0718 0.24786, Description: CBD-1RW06-0718

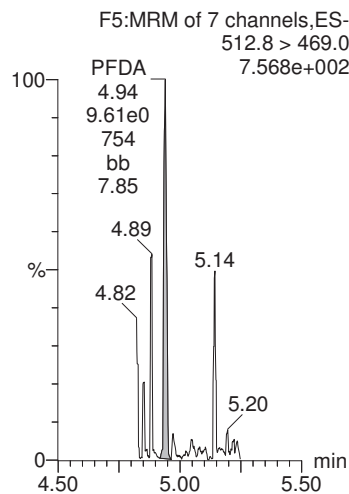
**PFNA**



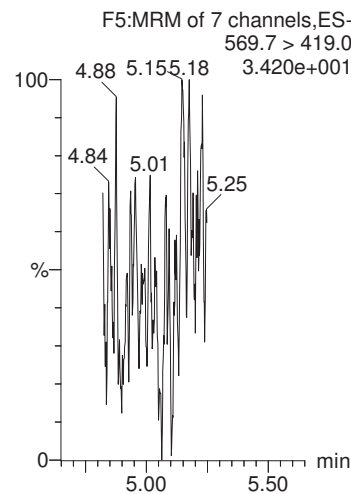
**PFOS**



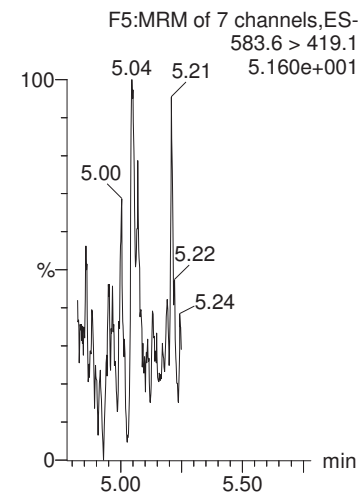
**PFDA**



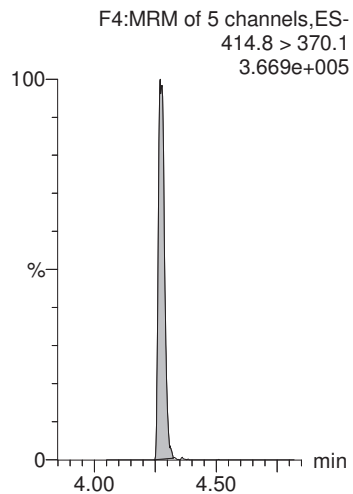
**N-MeFOSAA**



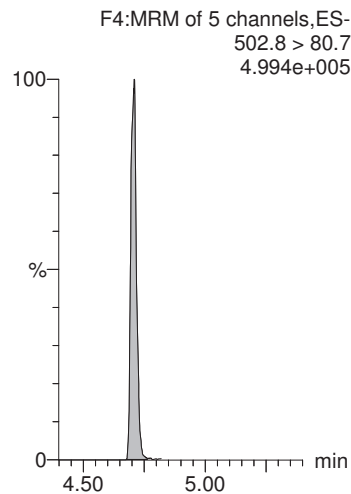
**N-EtFOSAA**



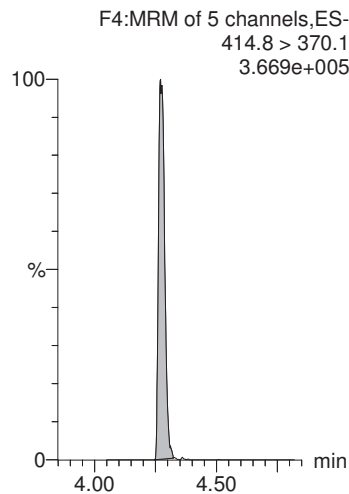
**13C2-PFOA**



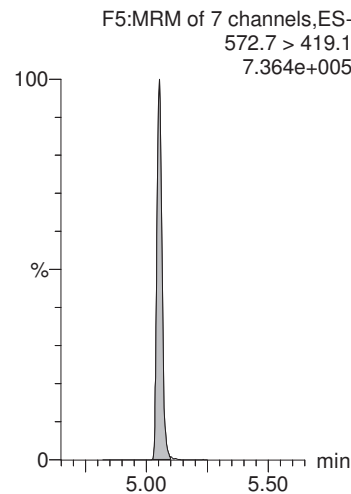
**13C4-PFOS**



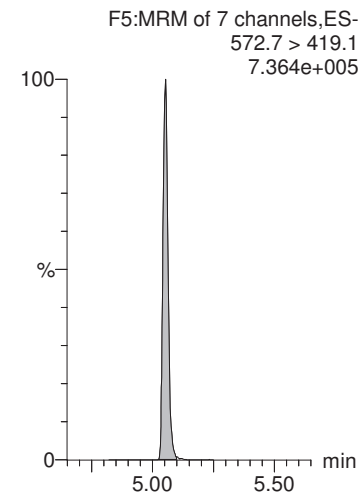
**13C2-PFOA**



**d3-N-MeFOSAA**



**d3-N-MeFOSAA**





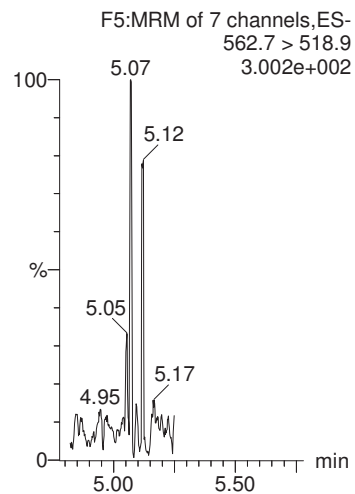
MMM 7/22/2018

Dataset: X:\G1.PRO\Results\2018\180720G2\180720G2-24.qld

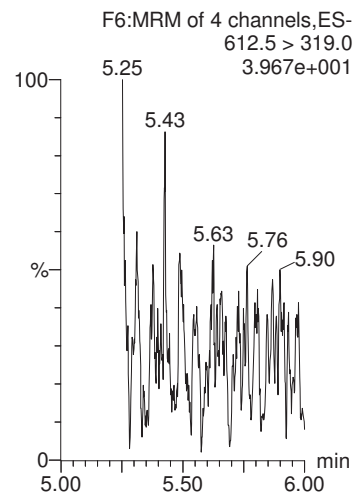
Last Altered: Saturday, July 21, 2018 16:33:31 Pacific Daylight Time  
Printed: Saturday, July 21, 2018 16:34:13 Pacific Daylight Time

Name: 180720G2\_24, Date: 20-Jul-2018, Time: 20:52:53, ID: 1801762-11 CBD-1RW06-0718 0.24786, Description: CBD-1RW06-0718

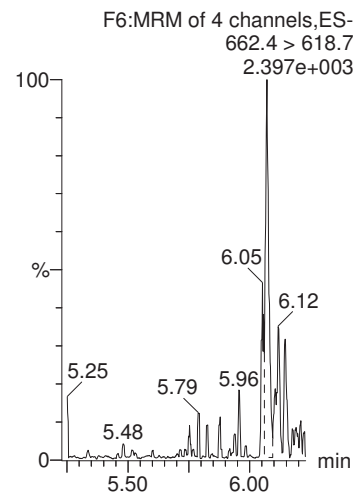
**PFUnA**



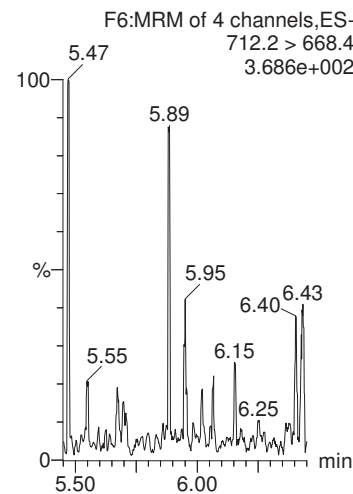
**PFDaA**



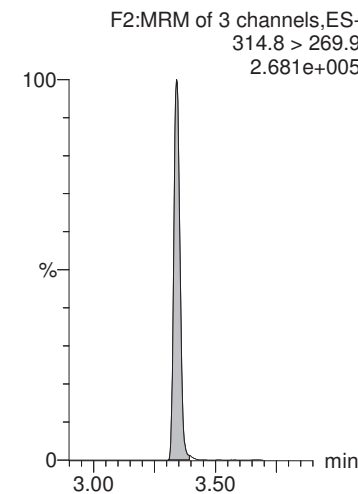
**PFTrDA**



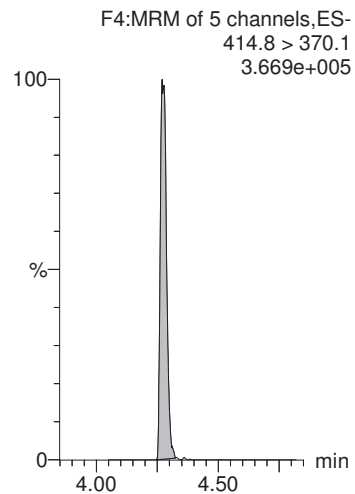
**PFTeDA**



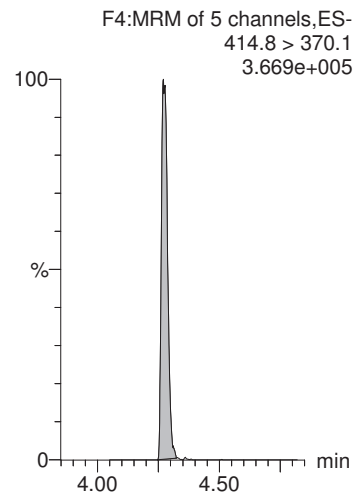
**13C2-PFHxA**



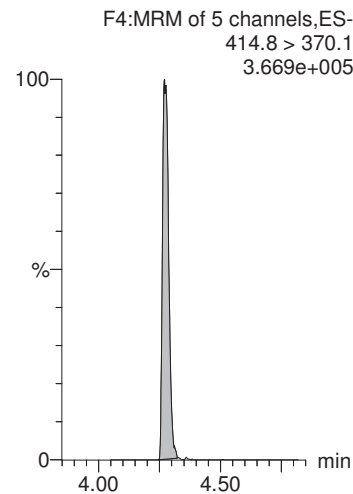
**13C2-PFOA**



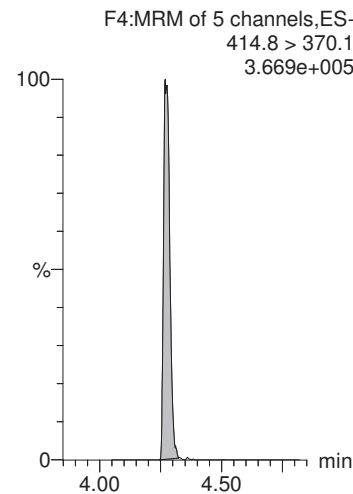
**13C2-PFOA**



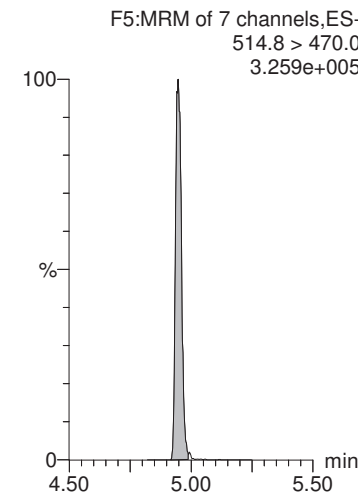
**13C2-PFOA**



**13C2-PFOA**



**13C2-PFDA**



MMM 7/22/2018

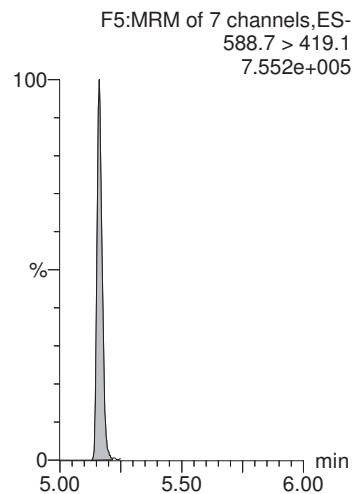
Dataset: X:\G1.PRO\Results\2018\180720G2\180720G2-24.qld

Last Altered: Saturday, July 21, 2018 16:33:31 Pacific Daylight Time

Printed: Saturday, July 21, 2018 16:34:13 Pacific Daylight Time

Name: 180720G2\_24, Date: 20-Jul-2018, Time: 20:52:53, ID: 1801762-11 CBD-1RW06-0718 0.24786, Description: CBD-1RW06-0718

**d5-N-EtFOSAA**



MMM 7/22/2018

Dataset: X:\G1.PRO\Results\2018\180720G2\180720G2-25.qld

Last Altered: Saturday, July 21, 2018 16:39:37 Pacific Daylight Time

Printed: Saturday, July 21, 2018 16:40:24 Pacific Daylight Time

Method: X:\G1.PRO\MethDB\PFAS\_DW\_L14\_0719.mdb 20 Jul 2018 10:54:08

Calibration: X:\G1.PRO\CurveDB\C18\_537\_Q1\_07-19-18\_L14.cdb 20 Jul 2018 12:31:35

Name: 180720G2\_25, Date: 20-Jul-2018, Time: 21:05:41, ID: 1801762-12 CBD-1FB06-0718 0.23737, Description: CBD-1FB06-0718

	# Name	Trace	Area	IS Area	Wt./Vol.	RRF	Pred.RT	RT	y Axis Resp.	Conc.	%Rec
1	1 PFBS	298.6 > 80.5		1.12e4	0.237		2.96				
2	2 PFHxA	312.7 > 268.8	3.75e1	9.85e3	0.237		3.34	3.35	0.0381	0.197	
3	3 PFHpA	362.7 > 318.8	1.30e1	9.85e3	0.237		3.85	3.85	0.0131	0.0632	
4	4 PFHxS	398.7 > 80.7		1.12e4	0.237		3.99				
5	5 PFOA	412.8 > 369.0	2.93e1	9.85e3	0.237		4.28	4.28	0.0298	0.172	
6	6 PFNA	462.9 > 419.1	2.74e0	9.85e3	0.237		4.64	4.64	0.00278	0.0134	
7	7 PFOS	498.8 > 80.7		1.12e4	0.237		4.70				
8	8 PFDA	512.8 > 469.0	5.06e1	9.85e3	0.237		4.92	4.96	0.0513	0.248	
9	9 N-MeFOSAA	569.7 > 419.0		1.39e4	0.237		5.06				
10	10 N-EtFOSAA	583.6 > 419.1		1.39e4	0.237		5.17				
11	11 PFUnA	562.7 > 518.9		9.85e3	0.237		5.16				
12	12 PFDoA	612.5 > 319.0		9.85e3	0.237		5.40				
13	13 PFTrDA	662.4 > 618.7		9.85e3	0.237		5.61				
14	14 PFTeDA	712.2 > 668.4		9.85e3	0.237		5.80				
15	15 13C2-PFHxA	314.8 > 269.9	6.78e3	9.85e3	0.237	0.753	3.43	3.34	6.88	38.5	91.4
16	16 13C2-PFDA	514.8 > 470.0	8.37e3	9.85e3	0.237	1.023	4.87	4.95	8.49	35.0	83.1
17	17 d5-N-EtFOSAA	588.7 > 419.1	1.78e4	1.39e4	0.237	1.264	5.05	5.16	51.3	171	101.5
18	18 13C2-PFOA	414.8 > 370.1	9.85e3	9.85e3	0.237	1.000	4.28	4.27	10.0	42.1	100.0
19	19 13C4-PFOS	502.8 > 80.7	1.12e4	1.12e4	0.237	1.000	4.71	4.71	28.7	121	100.0
20	20 d3-N-MeFOSAA	572.7 > 419.1	1.39e4	1.39e4	0.237	1.000	5.04	5.05	40.0	169	100.0

MMM 7/22/2018

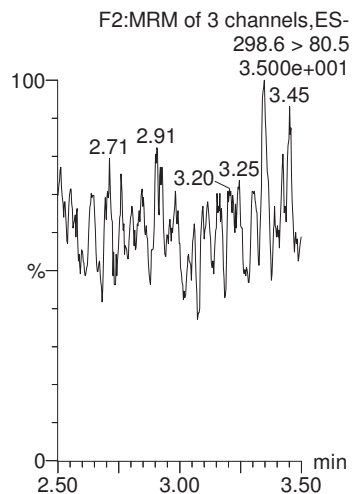
Dataset: X:\G1.PRO\Results\2018\180720G2\180720G2-25.qld

Last Altered: Saturday, July 21, 2018 16:39:37 Pacific Daylight Time  
Printed: Saturday, July 21, 2018 16:40:24 Pacific Daylight Time

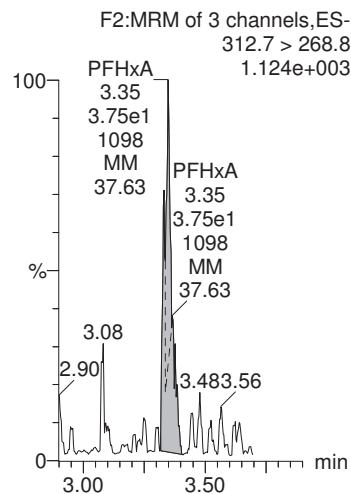
Method: X:\G1.PRO\MethDB\PFAS\_DW\_L14\_0719.mdb 20 Jul 2018 10:54:08  
Calibration: X:\G1.PRO\CurveDB\C18\_537\_Q1\_07-19-18\_L14.cdb 20 Jul 2018 12:31:35

Name: 180720G2\_25, Date: 20-Jul-2018, Time: 21:05:41, ID: 1801762-12 CBD-1FB06-0718 0.23737, Description: CBD-1FB06-0718

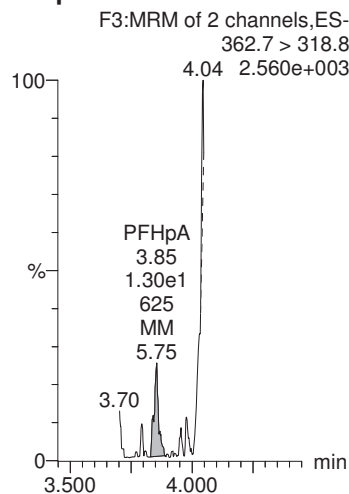
**PFBS**



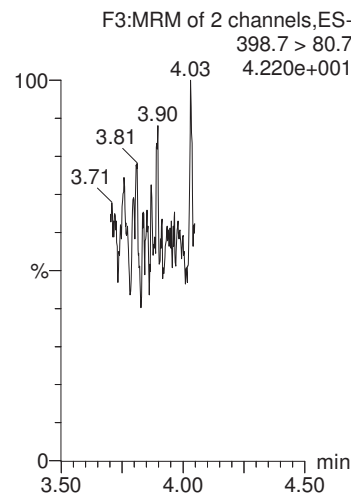
**PFHxA**



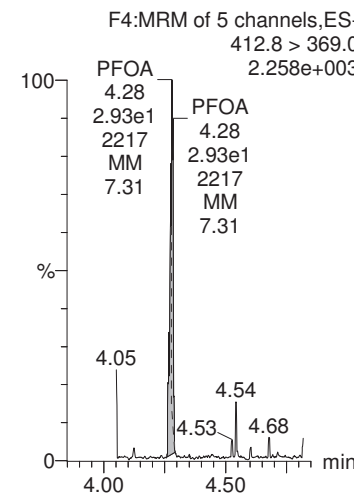
**PFHpA**



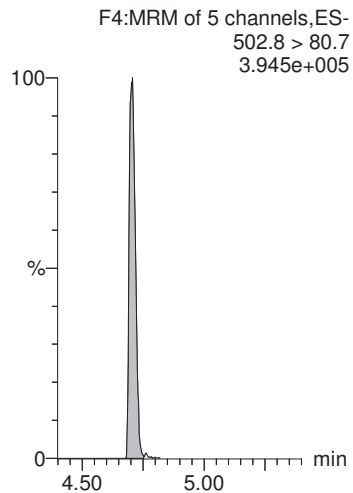
**PFHxS**



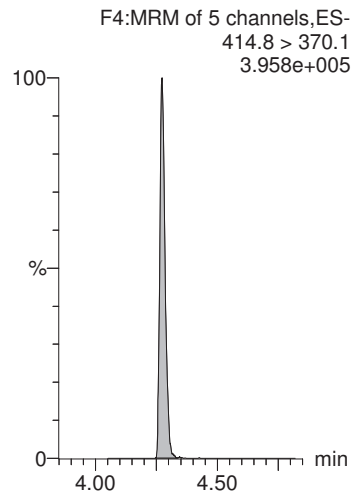
**PFOA**



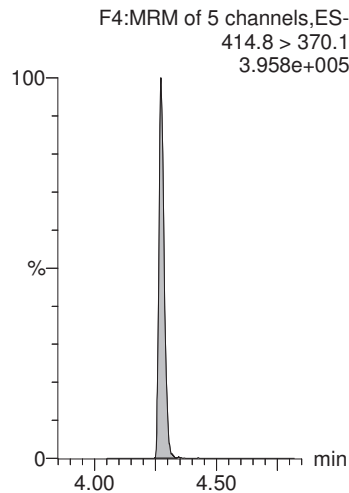
**13C4-PFOS**



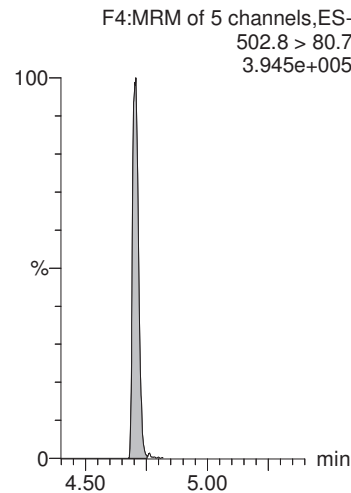
**13C2-PFOA**



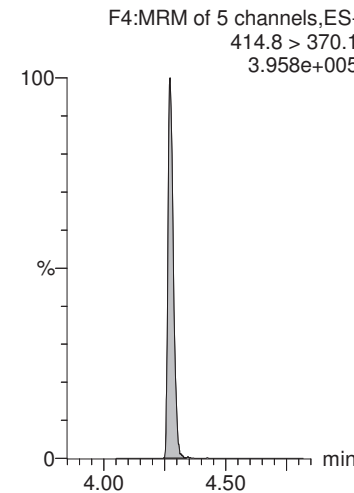
**13C2-PFOA**



**13C4-PFOS**



**13C2-PFOA**



CGH 7/21/2018

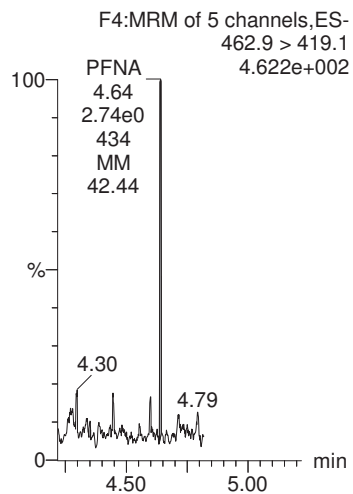
MMM 7/22/2018

Dataset: X:\G1.PRO\Results\2018\180720G2\180720G2-25.qld

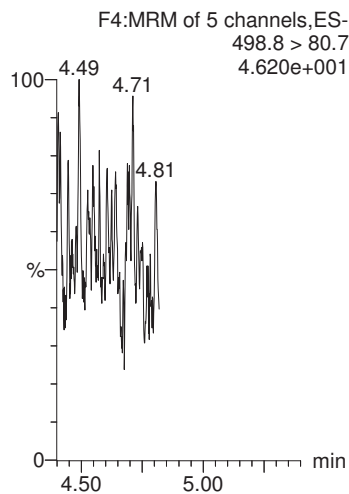
Last Altered: Saturday, July 21, 2018 16:39:37 Pacific Daylight Time  
Printed: Saturday, July 21, 2018 16:40:24 Pacific Daylight Time

Name: 180720G2\_25, Date: 20-Jul-2018, Time: 21:05:41, ID: 1801762-12 CBD-1FB06-0718 0.23737, Description: CBD-1FB06-0718

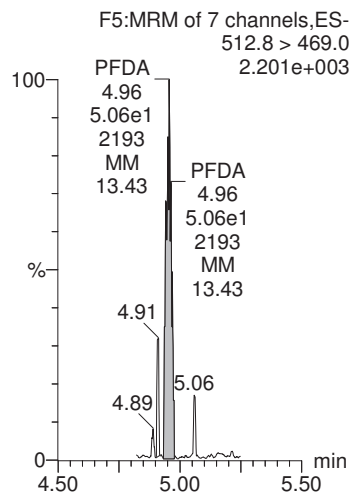
**PFNA**



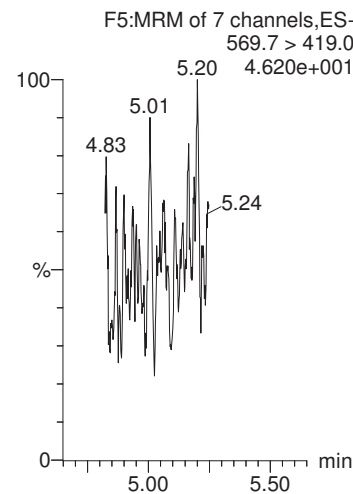
**PFOS**



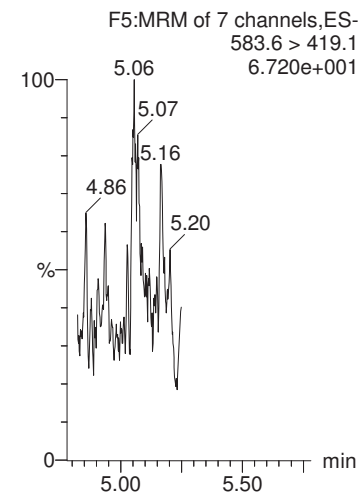
**PFDA**



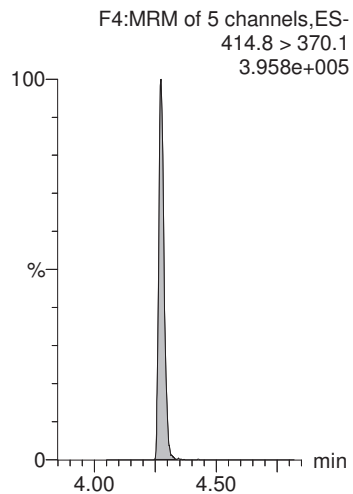
**N-MeFOSAA**



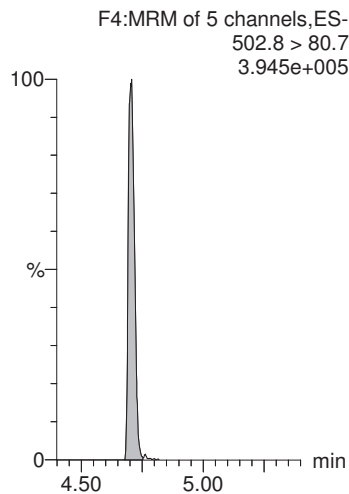
**N-EtFOSAA**



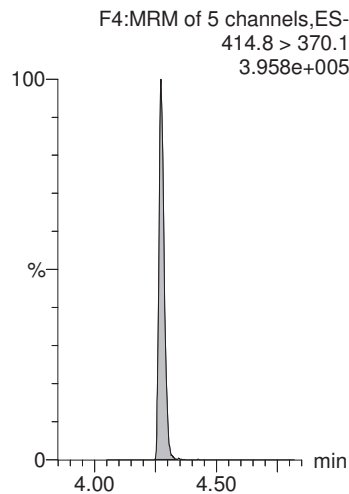
**13C2-PFOA**



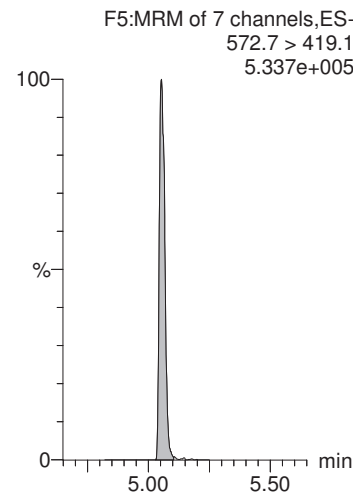
**13C4-PFOS**



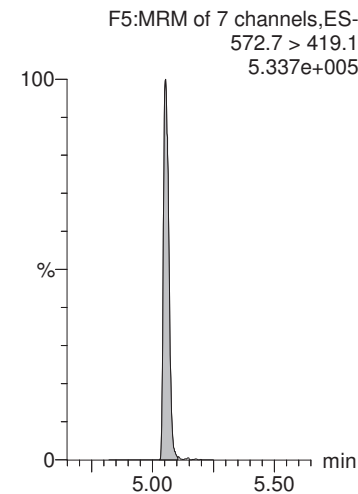
**13C2-PFOA**



**d3-N-MeFOSAA**



**d3-N-MeFOSAA**



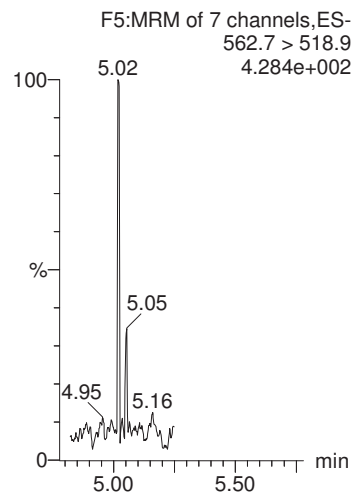
MMM 7/22/2018

Dataset: X:\G1.PRO\Results\2018\180720G2\180720G2-25.qld

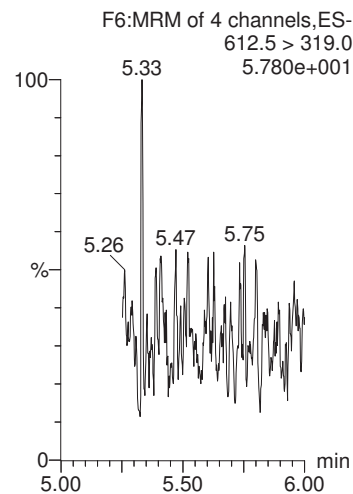
Last Altered: Saturday, July 21, 2018 16:39:37 Pacific Daylight Time  
Printed: Saturday, July 21, 2018 16:40:24 Pacific Daylight Time

Name: 180720G2\_25, Date: 20-Jul-2018, Time: 21:05:41, ID: 1801762-12 CBD-1FB06-0718 0.23737, Description: CBD-1FB06-0718

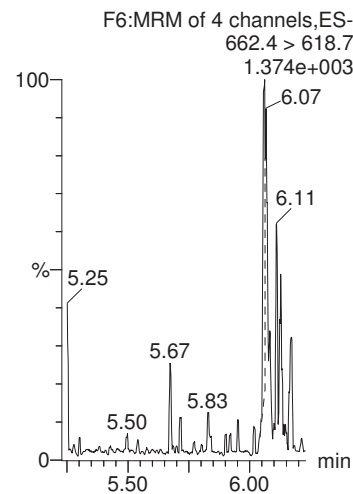
**PFUnA**



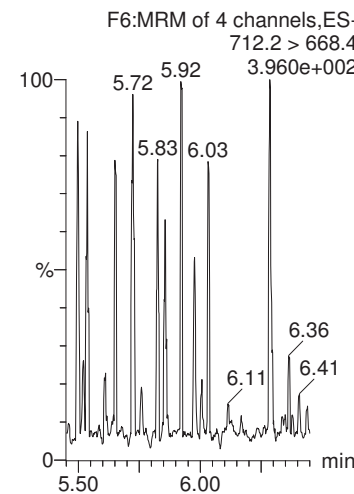
**PFDaA**



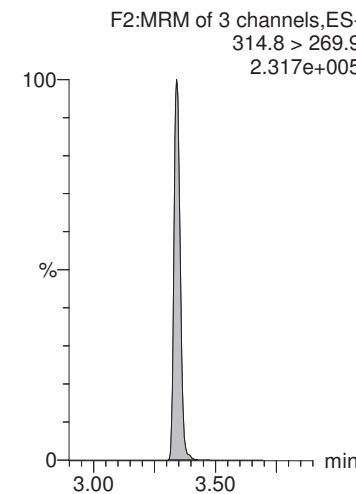
**PFTrDA**



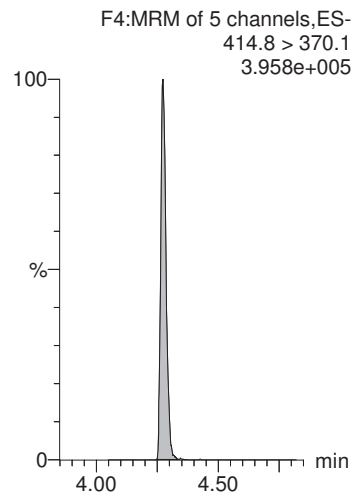
**PFTeDA**



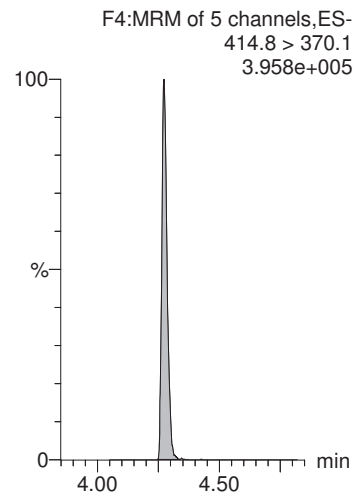
**13C2-PFHxA**



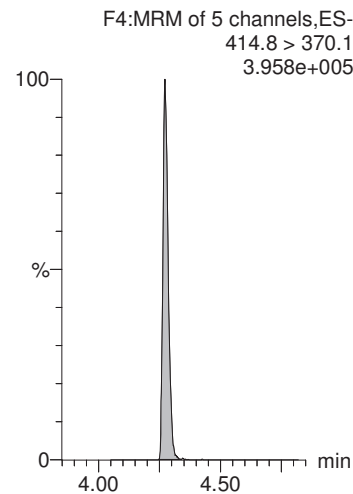
**13C2-PFOA**



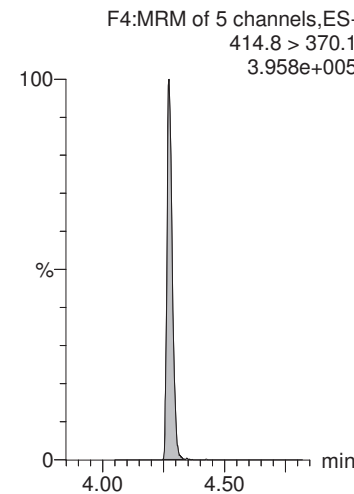
**13C2-PFOA**



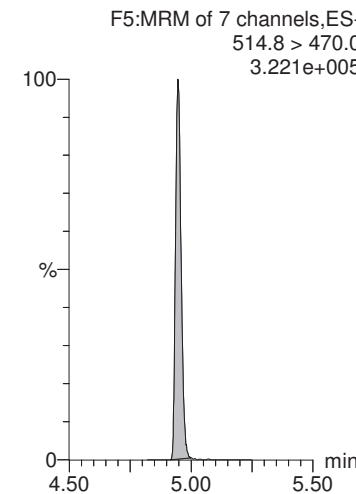
**13C2-PFOA**



**13C2-PFOA**



**13C2-PFDA**



MMM 7/22/2018

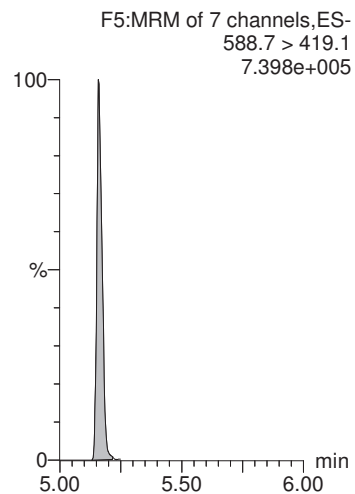
Dataset: X:\G1.PRO\Results\2018\180720G2\180720G2-25.qld

Last Altered: Saturday, July 21, 2018 16:39:37 Pacific Daylight Time

Printed: Saturday, July 21, 2018 16:40:24 Pacific Daylight Time

Name: 180720G2\_25, Date: 20-Jul-2018, Time: 21:05:41, ID: 1801762-12 CBD-1FB06-0718 0.23737, Description: CBD-1FB06-0718

**d5-N-EtFOSAA**



MMM 7/22/2018

Dataset: X:\G1.PRO\Results\2018\180720G2\180720G2-26.qld

Last Altered: Saturday, July 21, 2018 16:55:50 Pacific Daylight Time

Printed: Saturday, July 21, 2018 16:56:40 Pacific Daylight Time

Method: X:\G1.PRO\MethDB\PFAS\_DW\_L14\_0719.mdb 20 Jul 2018 10:54:08

Calibration: X:\G1.PRO\CurveDB\C18\_537\_Q1\_07-19-18\_L14.cdb 20 Jul 2018 12:31:35

Name: 180720G2\_26, Date: 20-Jul-2018, Time: 21:18:31, ID: 1801762-13 CBD-1RW07-0718 0.24944, Description: CBD-1RW07-0718

	# Name	Trace	Area	IS Area	Wt./Vol.	RRF	Pred.RT	RT	y Axis Resp.	Conc.	%Rec
1	1 PFBS	298.6 > 80.5		1.28e4	0.249		2.96				
2	2 PFHxA	312.7 > 268.8	4.78e1	1.03e4	0.249		3.34	3.35	0.0464	0.229	
3	3 PFHpA	362.7 > 318.8		1.03e4	0.249		3.85				
4	4 PFHxS	398.7 > 80.7		1.28e4	0.249		3.98				
5	5 PFOA	412.8 > 369.0	2.34e1	1.03e4	0.249		4.28	4.28	0.0227	0.125	
6	6 PFNA	462.9 > 419.1	2.09e0	1.03e4	0.249		4.64	4.64	0.00204	0.00937	
7	7 PFOS	498.8 > 80.7		1.28e4	0.249		4.70				
8	8 PFDA	512.8 > 469.0	1.42e1	1.03e4	0.249		4.92	4.96	0.0138	0.0634	
9	9 N-MeFOSAA	569.7 > 419.0		1.60e4	0.249		5.06				
10	10 N-EtFOSAA	583.6 > 419.1		1.60e4	0.249		5.18				
11	11 PFUnA	562.7 > 518.9		1.03e4	0.249		5.16				
12	12 PFDoA	612.5 > 319.0		1.03e4	0.249		5.40				
13	13 PFTrDA	662.4 > 618.7		1.03e4	0.249		5.61				
14	14 PFTeDA	712.2 > 668.4		1.03e4	0.249		5.80				
15	15 13C2-PFHxA	314.8 > 269.9	7.24e3	1.03e4	0.249	0.753	3.43	3.34	7.04	37.5	93.6
16	16 13C2-PFDA	514.8 > 470.0	9.38e3	1.03e4	0.249	1.023	4.87	4.95	9.12	35.8	89.2
17	17 d5-N-EtFOSAA	588.7 > 419.1	1.94e4	1.60e4	0.249	1.264	5.06	5.16	48.5	154	95.9
18	18 13C2-PFOA	414.8 > 370.1	1.03e4	1.03e4	0.249	1.000	4.28	4.27	10.0	40.1	100.0
19	19 13C4-PFOS	502.8 > 80.7	1.28e4	1.28e4	0.249	1.000	4.71	4.70	28.7	115	100.0
20	20 d3-N-MeFOSAA	572.7 > 419.1	1.60e4	1.60e4	0.249	1.000	5.04	5.06	40.0	160	100.0



MMM 7/22/2018

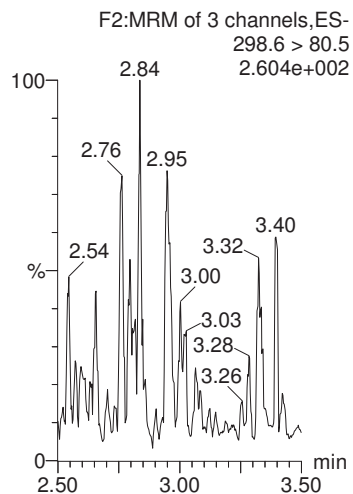
Dataset: X:\G1.PRO\Results\2018\180720G2\180720G2-26.qld

Last Altered: Saturday, July 21, 2018 16:55:50 Pacific Daylight Time  
Printed: Saturday, July 21, 2018 16:56:40 Pacific Daylight Time

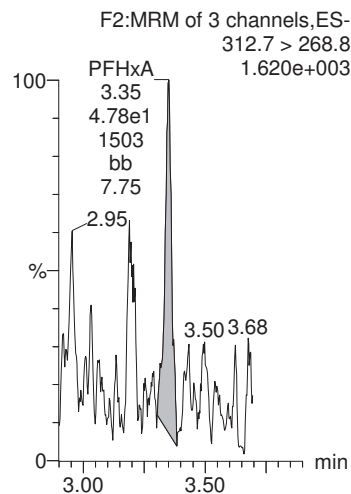
Method: X:\G1.PRO\MethDB\PFAS\_DW\_L14\_0719.mdb 20 Jul 2018 10:54:08  
Calibration: X:\G1.PRO\CurveDB\C18\_537\_Q1\_07-19-18\_L14.cdb 20 Jul 2018 12:31:35

Name: 180720G2\_26, Date: 20-Jul-2018, Time: 21:18:31, ID: 1801762-13 CBD-1RW07-0718 0.24944, Description: CBD-1RW07-0718

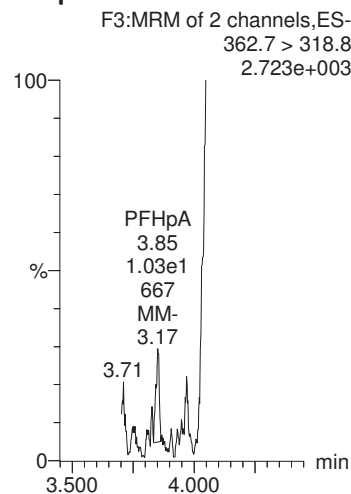
**PFBS**



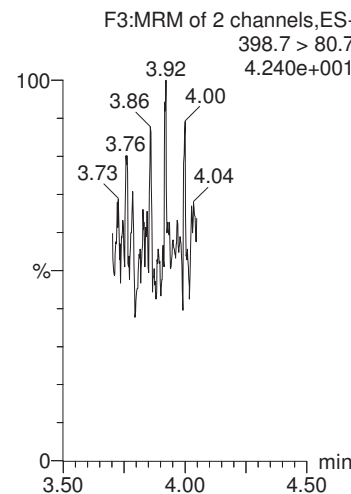
**PFHxA**



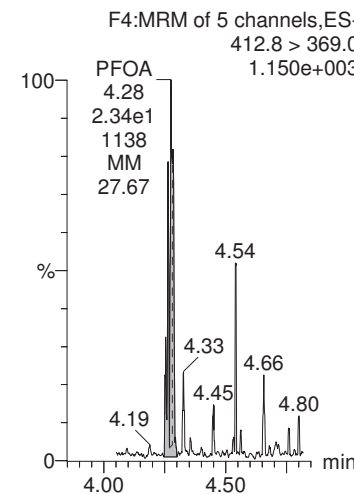
**PFHpA**



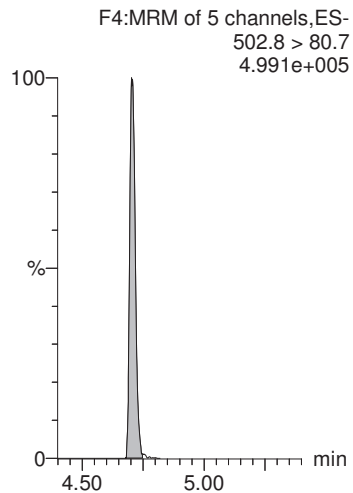
**PFHxS**



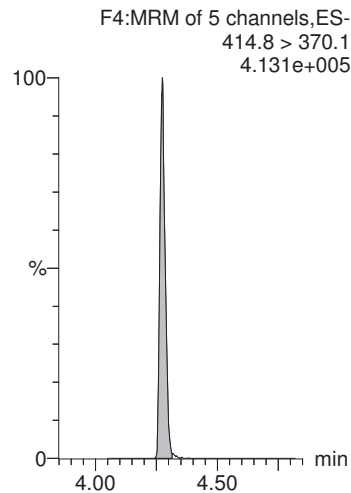
**PFOA**



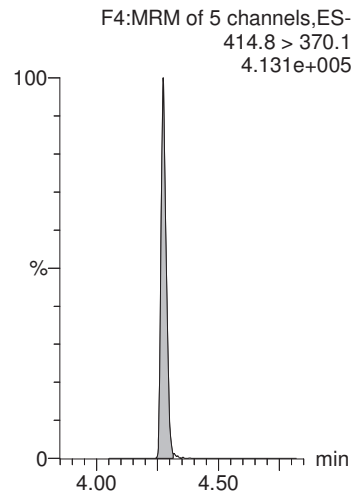
**13C4-PFOS**



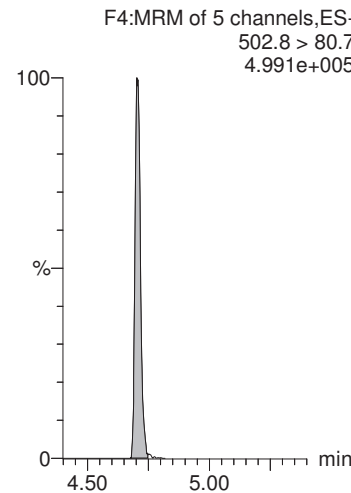
**13C2-PFOA**



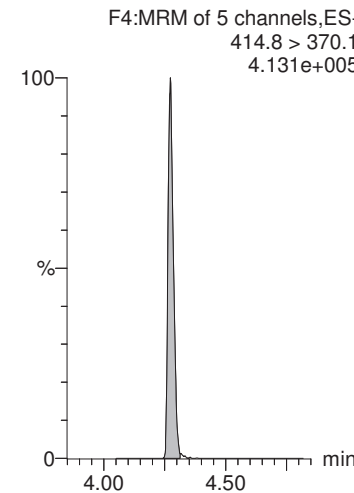
**13C2-PFOA**



**13C4-PFOS**



**13C2-PFOA**



CGH 7/21/2018

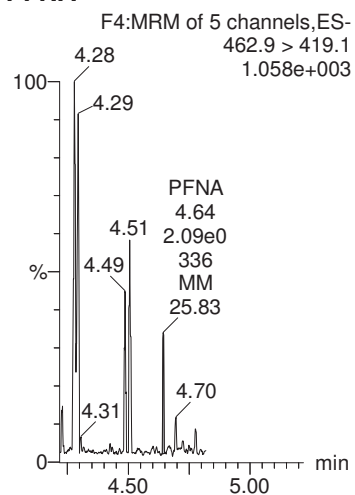
MMM 7/22/2018

Dataset: X:\G1.PRO\Results\2018\180720G2\180720G2-26.qld

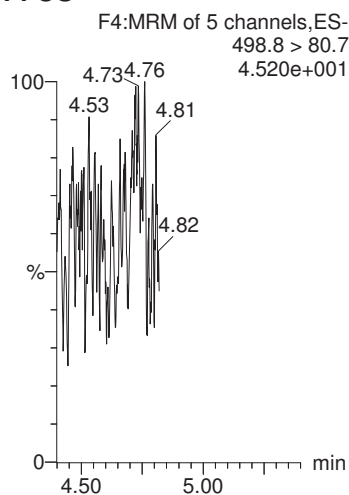
Last Altered: Saturday, July 21, 2018 16:55:50 Pacific Daylight Time  
Printed: Saturday, July 21, 2018 16:56:40 Pacific Daylight Time

Name: 180720G2\_26, Date: 20-Jul-2018, Time: 21:18:31, ID: 1801762-13 CBD-1RW07-0718 0.24944, Description: CBD-1RW07-0718

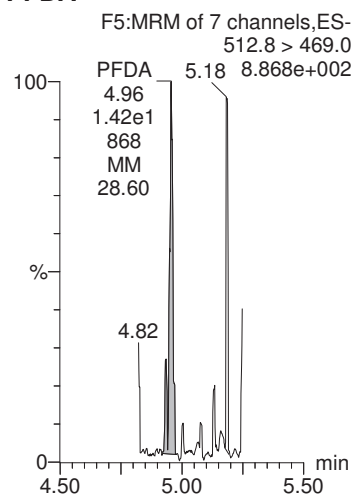
**PFNA**



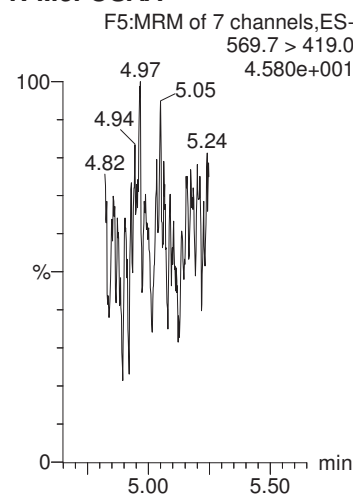
**PFOS**



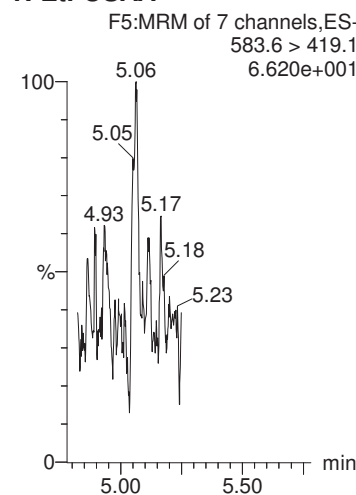
**PFDA**



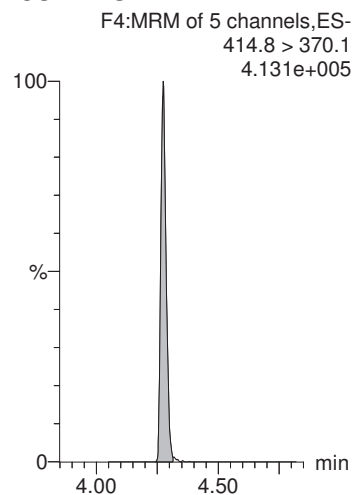
**N-MeFOSAA**



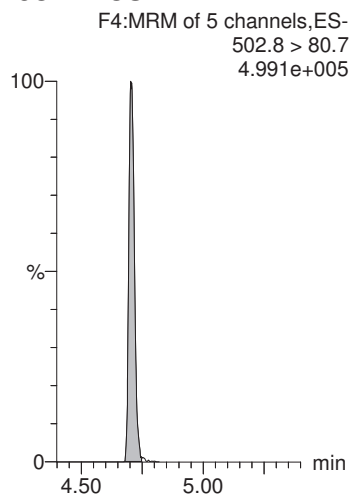
**N-EtFOSAA**



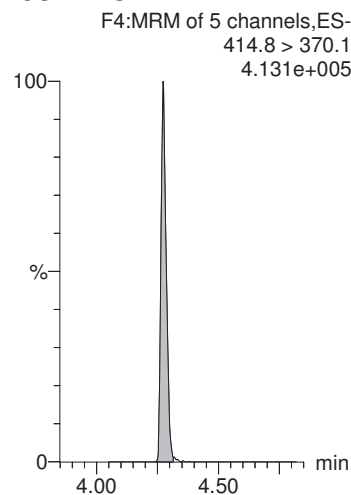
**13C2-PFOA**



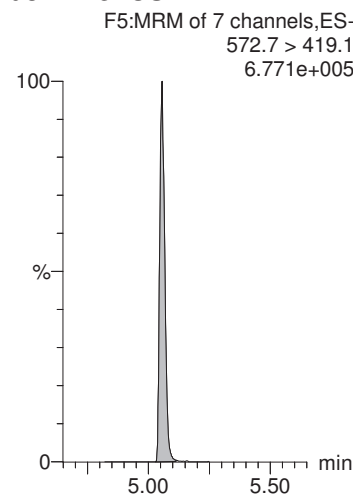
**13C4-PFOS**



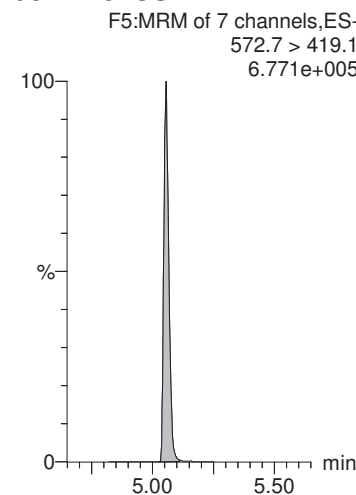
**13C2-PFOA**



**d3-N-MeFOSAA**



**d3-N-MeFOSAA**



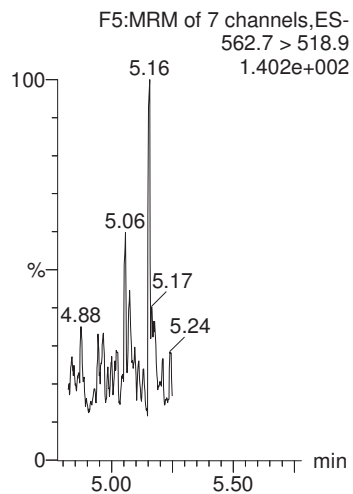
MMM 7/22/2018

Dataset: X:\G1.PRO\Results\2018\180720G2\180720G2-26.qld

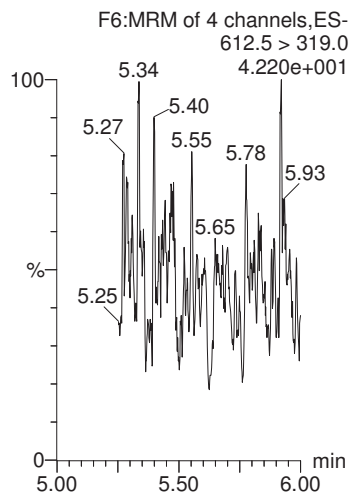
Last Altered: Saturday, July 21, 2018 16:55:50 Pacific Daylight Time  
Printed: Saturday, July 21, 2018 16:56:40 Pacific Daylight Time

Name: 180720G2\_26, Date: 20-Jul-2018, Time: 21:18:31, ID: 1801762-13 CBD-1RW07-0718 0.24944, Description: CBD-1RW07-0718

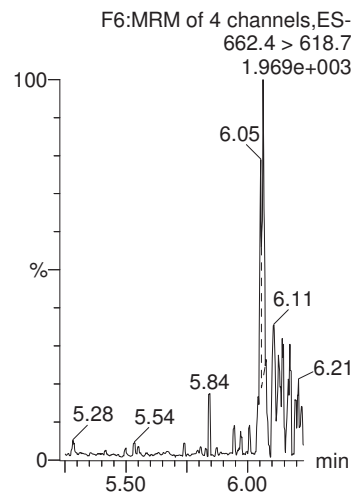
**PFUnA**



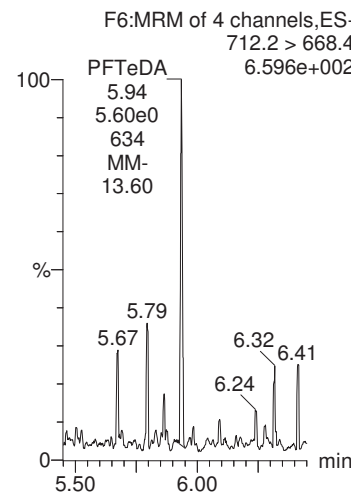
**PFDaA**



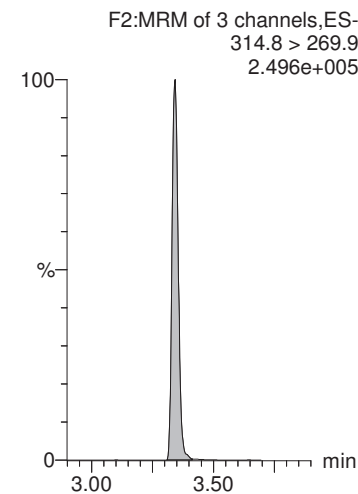
**PFTrDA**



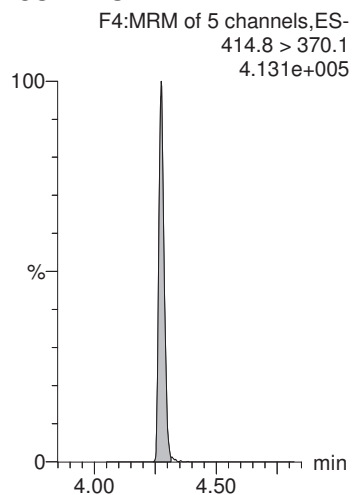
**PFTeDA**



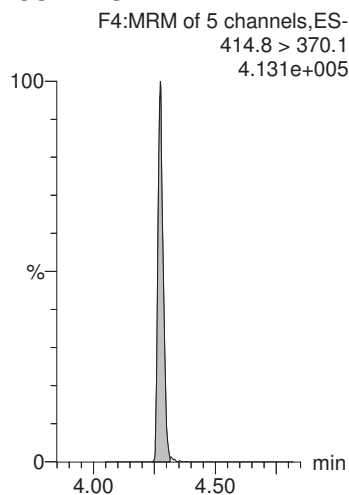
**13C2-PFHxA**



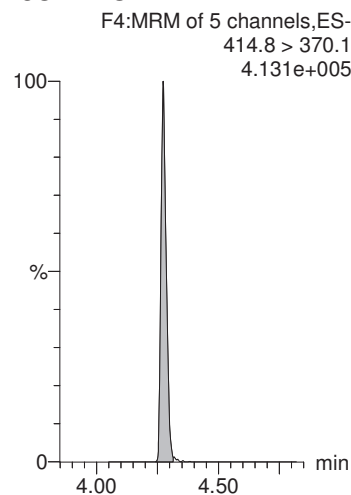
**13C2-PFOA**



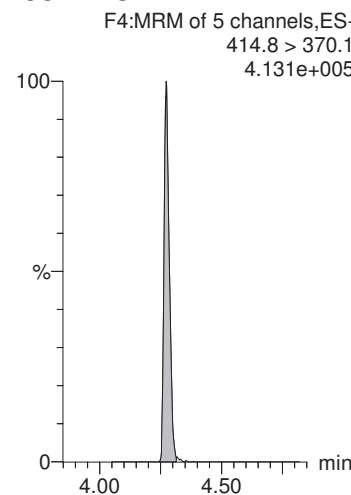
**13C2-PFOA**



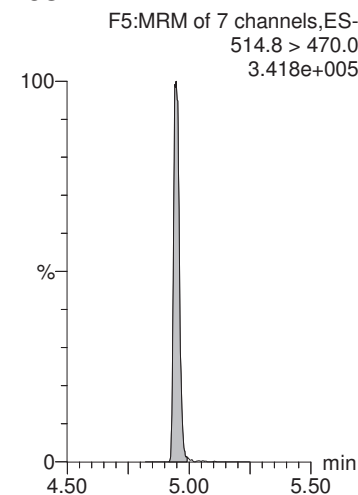
**13C2-PFOA**



**13C2-PFOA**



**13C2-PFDA**



MMM 7/22/2018

Dataset: X:\G1.PRO\Results\2018\180720G2\180720G2-26.qld

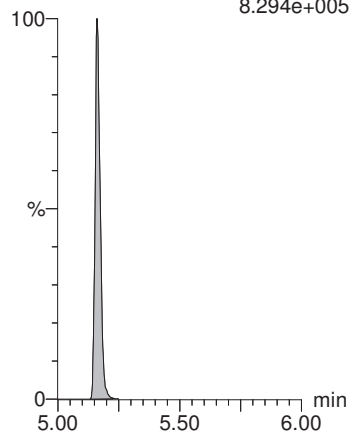
Last Altered: Saturday, July 21, 2018 16:55:50 Pacific Daylight Time

Printed: Saturday, July 21, 2018 16:56:40 Pacific Daylight Time

Name: 180720G2\_26, Date: 20-Jul-2018, Time: 21:18:31, ID: 1801762-13 CBD-1RW07-0718 0.24944, Description: CBD-1RW07-0718

**d5-N-EtFOSAA**

F5:MRM of 7 channels,ES-  
588.7 > 419.1  
8.294e+005



MMM 7/22/2018

Dataset: X:\G1.PRO\Results\2018\180720G2\180720G2-27.qld

Last Altered: Saturday, July 21, 2018 16:58:57 Pacific Daylight Time

Printed: Saturday, July 21, 2018 16:59:31 Pacific Daylight Time

Method: X:\G1.PRO\MethDB\PFAS\_DW\_L14\_0719.mdb 20 Jul 2018 10:54:08

Calibration: X:\G1.PRO\CurveDB\C18\_537\_Q1\_07-19-18\_L14.cdb 20 Jul 2018 12:31:35

Name: 180720G2\_27, Date: 20-Jul-2018, Time: 21:31:21, ID: 1801762-14 CBD-1FB07-0718 0.25003, Description: CBD-1FB07-0718

	# Name	Trace	Area	IS Area	Wt./Vol.	RRF	Pred.RT	RT	y Axis Resp.	Conc.	%Rec
1	1 PFBS	298.6 > 80.5		1.03e4	0.250		2.96				
2	2 PFHxA	312.7 > 268.8	4.25e1	8.69e3	0.250		3.34	3.35	0.0489	0.241	
3	3 PFHpA	362.7 > 318.8	1.61e1	8.69e3	0.250		3.85	3.87	0.0185	0.0843	
4	4 PFHxS	398.7 > 80.7		1.03e4	0.250		3.98				
5	5 PFOA	412.8 > 369.0	1.44e1	8.69e3	0.250		4.28	4.27	0.0166	0.0909	
6	6 PFNA	462.9 > 419.1		8.69e3	0.250		4.64				
7	7 PFOS	498.8 > 80.7	2.09e0	1.03e4	0.250		4.70	4.70	0.00583	0.0631	
8	8 PFDA	512.8 > 469.0	3.01e1	8.69e3	0.250		4.92	4.96	0.0346	0.159	
9	9 N-MeFOSAA	569.7 > 419.0		1.31e4	0.250		5.06				
10	10 N-EtFOSAA	583.6 > 419.1		1.31e4	0.250		5.18				
11	11 PFUnA	562.7 > 518.9		8.69e3	0.250		5.16				
12	12 PFDoA	612.5 > 319.0		8.69e3	0.250		5.40				
13	13 PFTrDA	662.4 > 618.7		8.69e3	0.250		5.61				
14	14 PFTeDA	712.2 > 668.4		8.69e3	0.250		5.80				
15	15 13C2-PFHxA	314.8 > 269.9	6.08e3	8.69e3	0.250	0.753	3.43	3.34	7.00	37.2	93.1
16	16 13C2-PFDA	514.8 > 470.0	7.72e3	8.69e3	0.250	1.023	4.87	4.95	8.88	34.7	86.8
17	17 d5-N-EtFOSAA	588.7 > 419.1	1.81e4	1.31e4	0.250	1.264	5.06	5.16	55.2	175	109.1
18	18 13C2-PFOA	414.8 > 370.1	8.69e3	8.69e3	0.250	1.000	4.28	4.27	10.0	40.0	100.0
19	19 13C4-PFOS	502.8 > 80.7	1.03e4	1.03e4	0.250	1.000	4.71	4.70	28.7	115	100.0
20	20 d3-N-MeFOSAA	572.7 > 419.1	1.31e4	1.31e4	0.250	1.000	5.04	5.06	40.0	160	100.0

MMM 7/22/2018

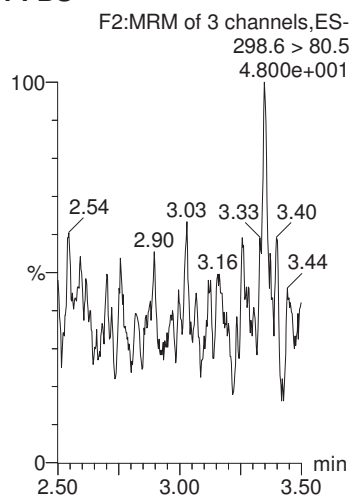
Dataset: X:\G1.PRO\Results\2018\180720G2\180720G2-27.qld

Last Altered: Saturday, July 21, 2018 16:58:57 Pacific Daylight Time  
Printed: Saturday, July 21, 2018 16:59:31 Pacific Daylight Time

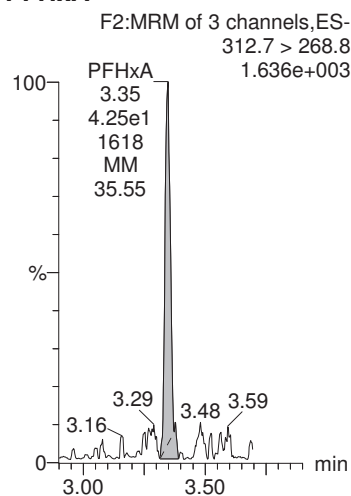
Method: X:\G1.PRO\MethDB\PFAS\_DW\_L14\_0719.mdb 20 Jul 2018 10:54:08  
Calibration: X:\G1.PRO\CurveDB\C18\_537\_Q1\_07-19-18\_L14.cdb 20 Jul 2018 12:31:35

Name: 180720G2\_27, Date: 20-Jul-2018, Time: 21:31:21, ID: 1801762-14 CBD-1FB07-0718 0.25003, Description: CBD-1FB07-0718

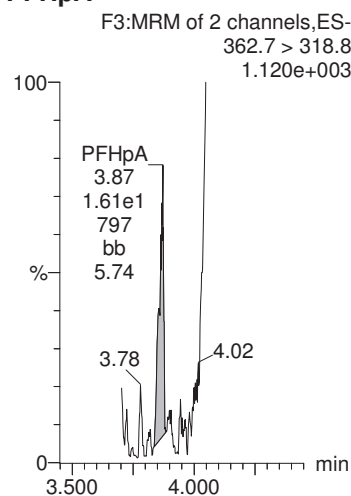
**PFBS**



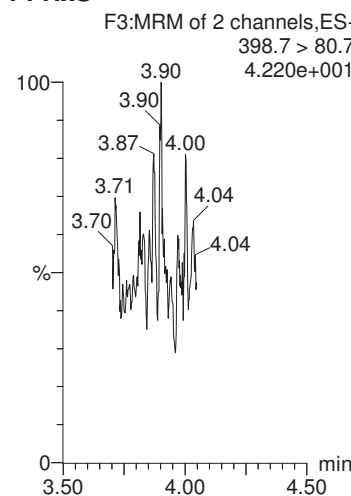
**PFHxA**



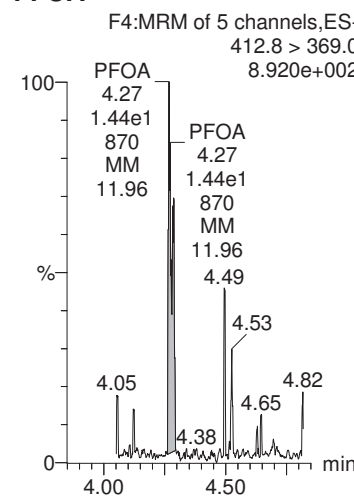
**PFHpA**



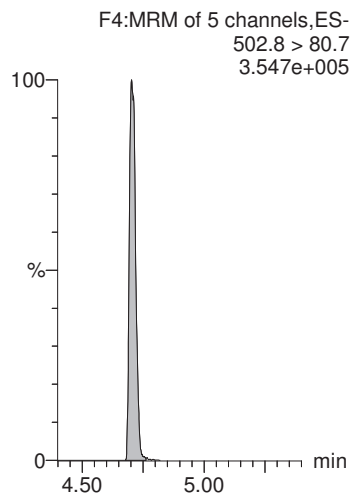
**PFHxS**



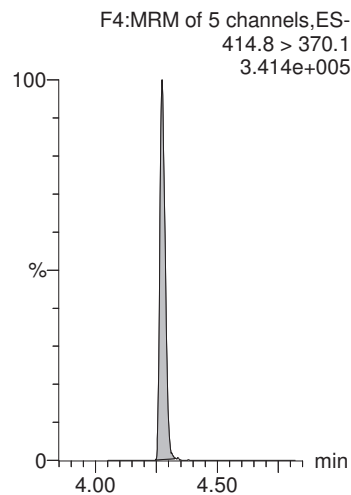
**PFOA**



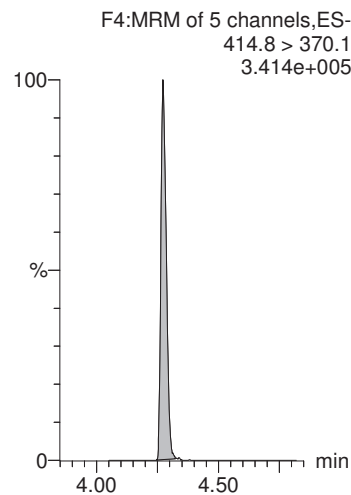
**13C4-PFOS**



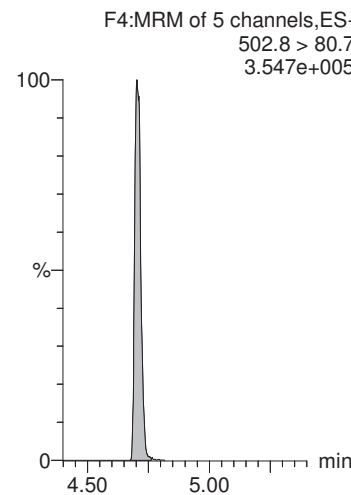
**13C2-PFOA**



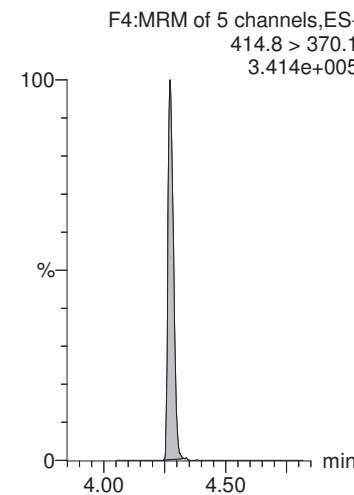
**13C2-PFOA**



**13C4-PFOS**



**13C2-PFOA**



CGH 7/21/2018

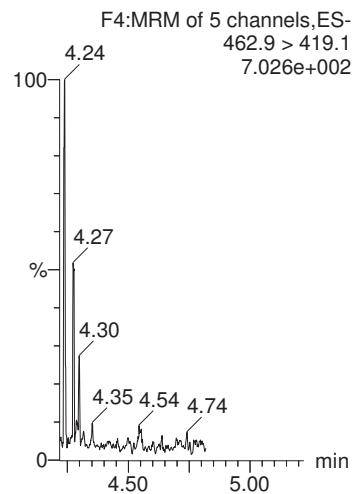
MMM 7/22/2018

Dataset: X:\G1.PRO\Results\2018\180720G2\180720G2-27.qld

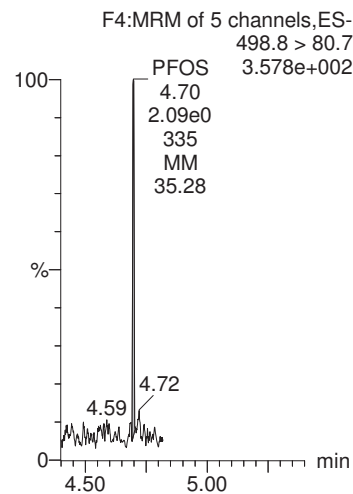
Last Altered: Saturday, July 21, 2018 16:58:57 Pacific Daylight Time  
Printed: Saturday, July 21, 2018 16:59:31 Pacific Daylight Time

Name: 180720G2\_27, Date: 20-Jul-2018, Time: 21:31:21, ID: 1801762-14 CBD-1FB07-0718 0.25003, Description: CBD-1FB07-0718

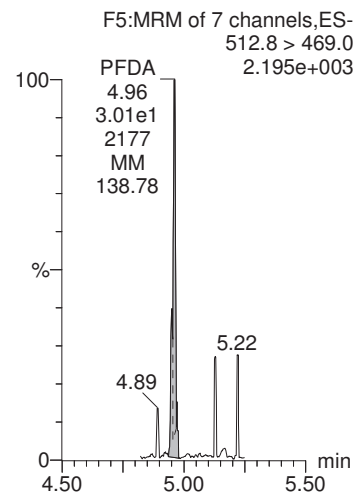
**PFNA**



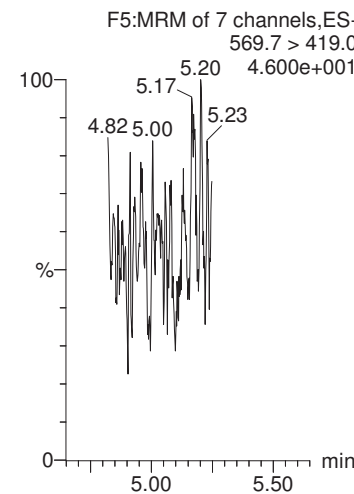
**PFOS**



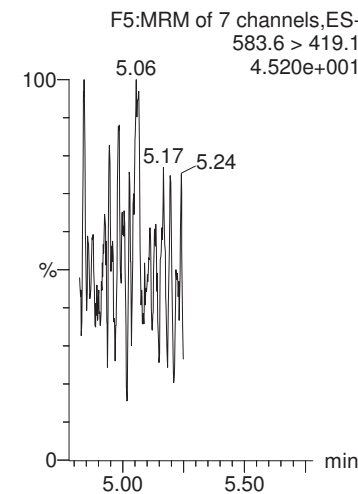
**PFDA**



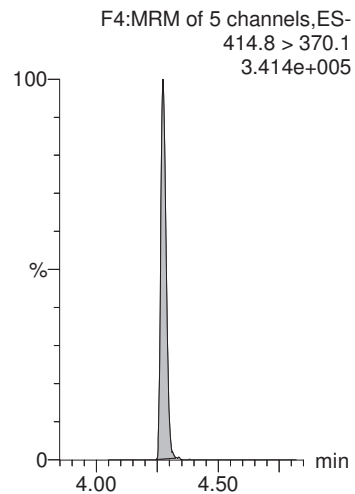
**N-MeFOSAA**



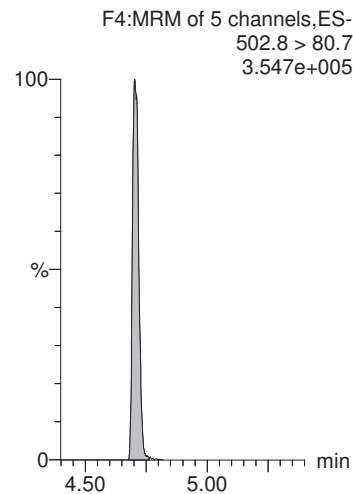
**N-EtFOSAA**



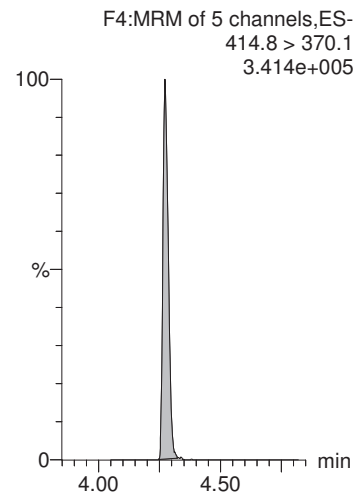
**13C2-PFOA**



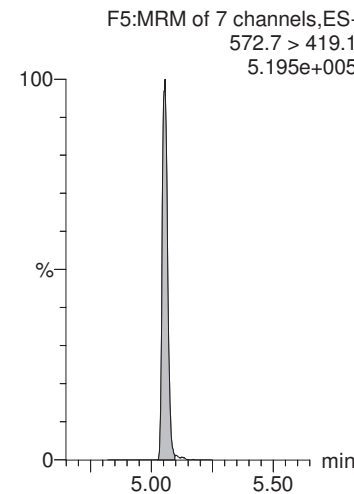
**13C4-PFOS**



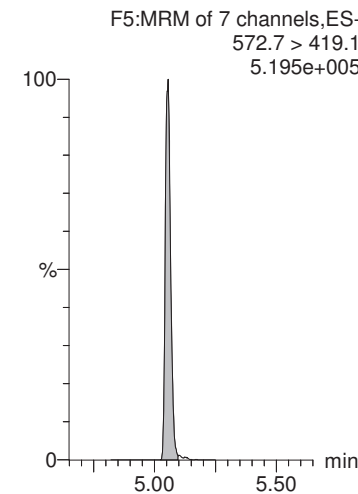
**13C2-PFOA**



**d3-N-MeFOSAA**



**d3-N-MeFOSAA**



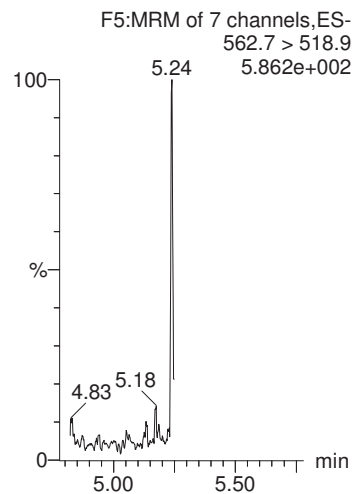
MMM 7/22/2018

Dataset: X:\G1.PRO\Results\2018\180720G2\180720G2-27.qld

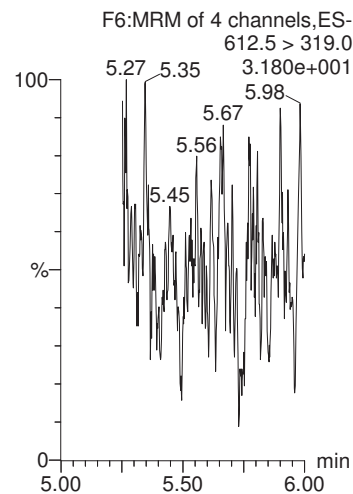
Last Altered: Saturday, July 21, 2018 16:58:57 Pacific Daylight Time  
Printed: Saturday, July 21, 2018 16:59:31 Pacific Daylight Time

Name: 180720G2\_27, Date: 20-Jul-2018, Time: 21:31:21, ID: 1801762-14 CBD-1FB07-0718 0.25003, Description: CBD-1FB07-0718

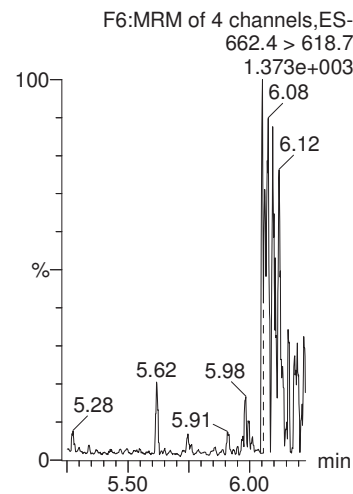
**PFUnA**



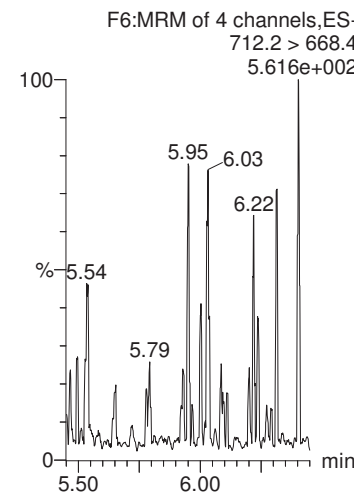
**PFDaA**



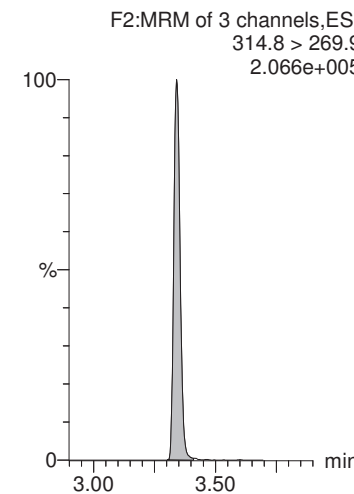
**PFTrDA**



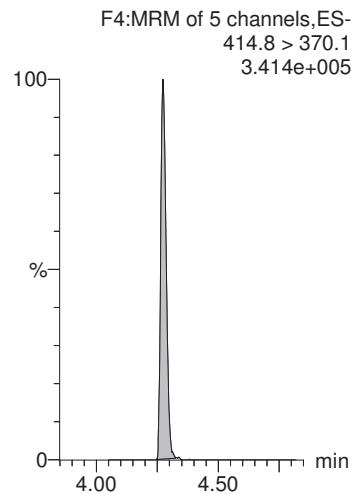
**PFTeDA**



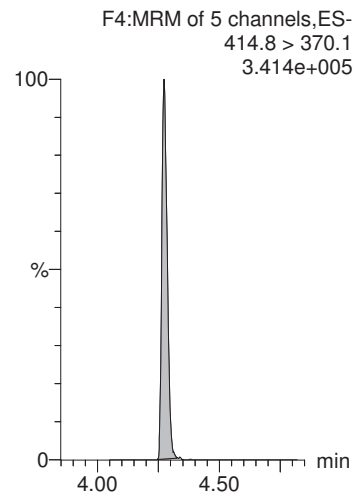
**13C2-PFHxA**



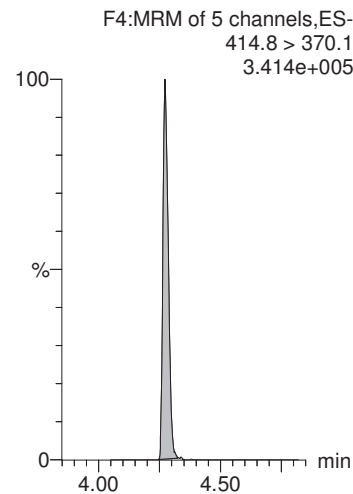
**13C2-PFOA**



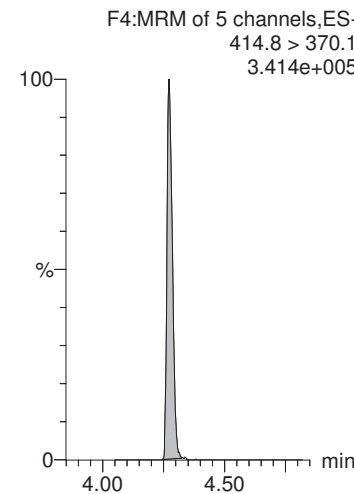
**13C2-PFOA**



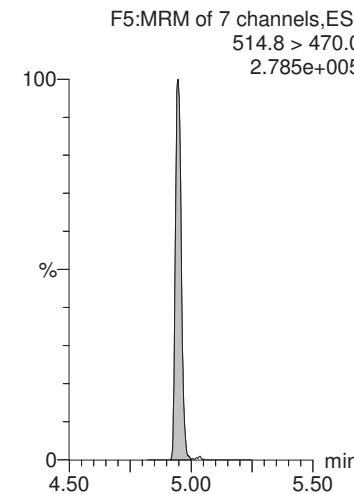
**13C2-PFOA**



**13C2-PFOA**



**13C2-PFDA**





MMM 7/22/2018

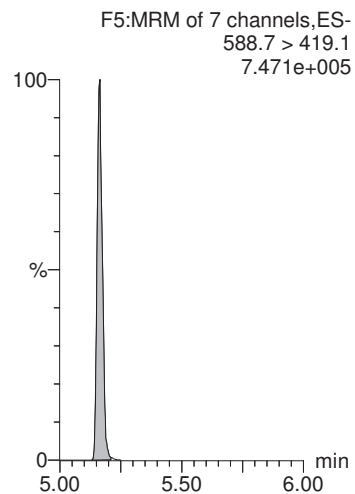
Dataset: X:\G1.PRO\Results\2018\180720G2\180720G2-27.qld

Last Altered: Saturday, July 21, 2018 16:58:57 Pacific Daylight Time

Printed: Saturday, July 21, 2018 16:59:31 Pacific Daylight Time

Name: 180720G2\_27, Date: 20-Jul-2018, Time: 21:31:21, ID: 1801762-14 CBD-1FB07-0718 0.25003, Description: CBD-1FB07-0718

**d5-N-EtFOSAA**



MMM 7/22/2018

Dataset: X:\G1.PRO\Results\2018\180720G2\180720G2-28.qld

Last Altered: Saturday, July 21, 2018 17:01:58 Pacific Daylight Time

Printed: Saturday, July 21, 2018 17:02:43 Pacific Daylight Time

Method: X:\G1.PRO\MethDB\PFAS\_DW\_L14\_0719.mdb 20 Jul 2018 10:54:08

Calibration: X:\G1.PRO\CurveDB\C18\_537\_Q1\_07-19-18\_L14.cdb 20 Jul 2018 12:31:35

Name: 180720G2\_28, Date: 20-Jul-2018, Time: 21:44:10, ID: 1801762-15 CBD-1RW08-0718 0.24846, Description: CBD-1RW08-0718

	# Name	Trace	Area	IS Area	Wt./Vol.	RRF	Pred.RT	RT	y Axis Resp.	Conc.	%Rec
1	1 PFBS	298.6 > 80.5		1.26e4	0.248		2.96				
2	2 PFHxA	312.7 > 268.8		1.08e4	0.248		3.33				
3	3 PFHpA	362.7 > 318.8		1.08e4	0.248		3.85				
4	4 PFHxS	398.7 > 80.7		1.26e4	0.248		3.98				
5	5 PFOA	412.8 > 369.0	4.54e1	1.08e4	0.248		4.27	4.27	0.0421	0.232	
6	6 PFNA	462.9 > 419.1		1.08e4	0.248		4.63				
7	7 PFOS	498.8 > 80.7		1.26e4	0.248		4.70				
8	8 PFDA	512.8 > 469.0	2.59e1	1.08e4	0.248		4.92	4.95	0.0240	0.111	
9	9 N-MeFOSAA	569.7 > 419.0		1.58e4	0.248		5.06				
10	10 N-EtFOSAA	583.6 > 419.1		1.58e4	0.248		5.17				
11	11 PFUnA	562.7 > 518.9		1.08e4	0.248		5.16				
12	12 PFDoA	612.5 > 319.0		1.08e4	0.248		5.40				
13	13 PFTrDA	662.4 > 618.7		1.08e4	0.248		5.61				
14	14 PFTeDA	712.2 > 668.4		1.08e4	0.248		5.79				
15	15 13C2-PFHxA	314.8 > 269.9	7.44e3	1.08e4	0.248	0.753	3.42	3.34	6.90	36.9	91.6
16	16 13C2-PFDA	514.8 > 470.0	9.29e3	1.08e4	0.248	1.023	4.87	4.95	8.62	33.9	84.3
17	17 d5-N-EtFOSAA	588.7 > 419.1	1.85e4	1.58e4	0.248	1.264	5.05	5.17	47.0	150	92.9
18	18 13C2-PFOA	414.8 > 370.1	1.08e4	1.08e4	0.248	1.000	4.28	4.27	10.0	40.2	100.0
19	19 13C4-PFOS	502.8 > 80.7	1.26e4	1.26e4	0.248	1.000	4.71	4.70	28.7	116	100.0
20	20 d3-N-MeFOSAA	572.7 > 419.1	1.58e4	1.58e4	0.248	1.000	5.04	5.05	40.0	161	100.0

MMM 7/22/2018

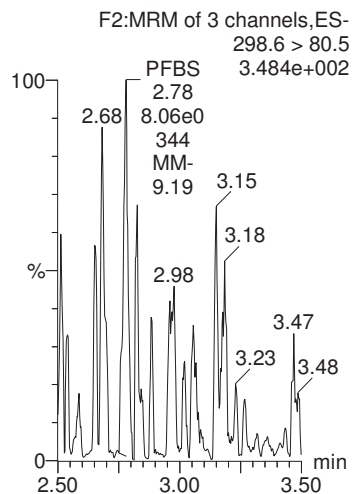
Dataset: X:\G1.PRO\Results\2018\180720G2\180720G2-28.qld

Last Altered: Saturday, July 21, 2018 17:01:58 Pacific Daylight Time  
Printed: Saturday, July 21, 2018 17:02:43 Pacific Daylight Time

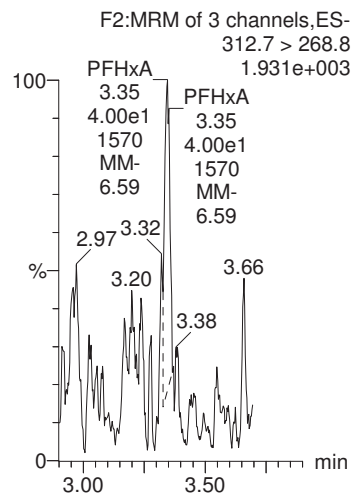
Method: X:\G1.PRO\MethDB\PFAS\_DW\_L14\_0719.mdb 20 Jul 2018 10:54:08  
Calibration: X:\G1.PRO\CurveDB\C18\_537\_Q1\_07-19-18\_L14.cdb 20 Jul 2018 12:31:35

Name: 180720G2\_28, Date: 20-Jul-2018, Time: 21:44:10, ID: 1801762-15 CBD-1RW08-0718 0.24846, Description: CBD-1RW08-0718

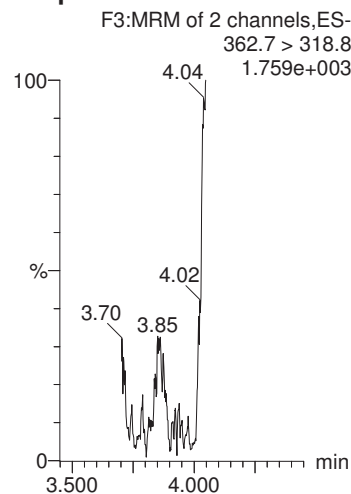
**PFBS**



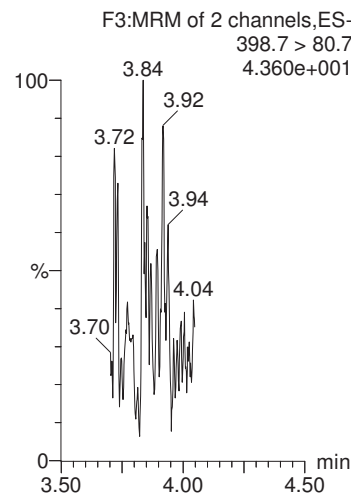
**PFHxA**



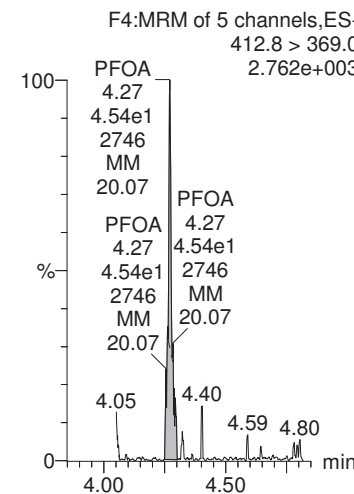
**PFHpA**



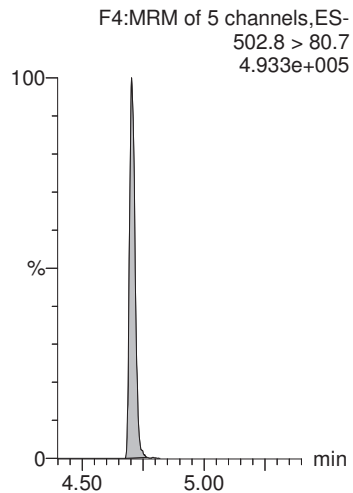
**PFHxS**



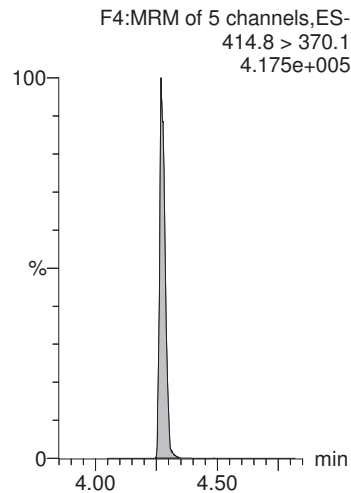
**PFOA**



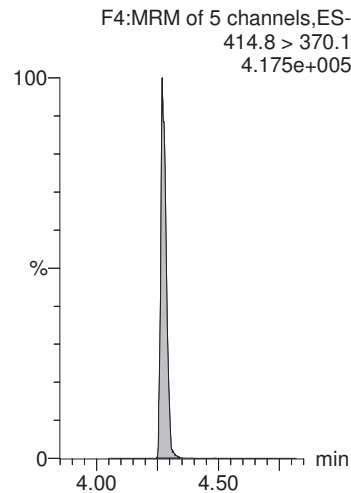
**13C4-PFOS**



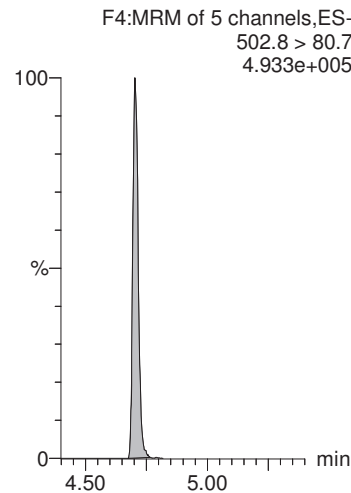
**13C2-PFOA**



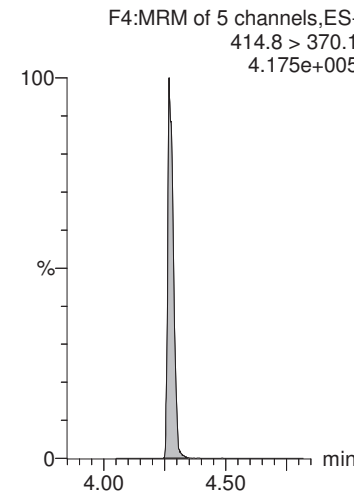
**13C2-PFOA**



**13C4-PFOS**



**13C2-PFOA**



CGH 7/21/2018

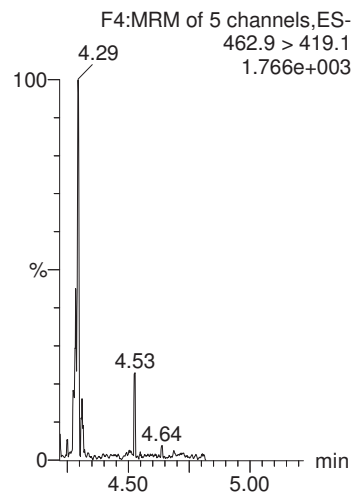
MMM 7/22/2018

Dataset: X:\G1.PRO\Results\2018\180720G2\180720G2-28.qld

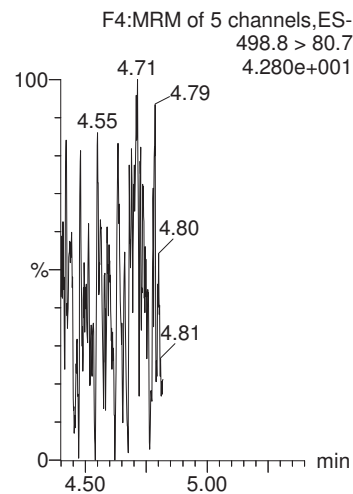
Last Altered: Saturday, July 21, 2018 17:01:58 Pacific Daylight Time  
Printed: Saturday, July 21, 2018 17:02:43 Pacific Daylight Time

Name: 180720G2\_28, Date: 20-Jul-2018, Time: 21:44:10, ID: 1801762-15 CBD-1RW08-0718 0.24846, Description: CBD-1RW08-0718

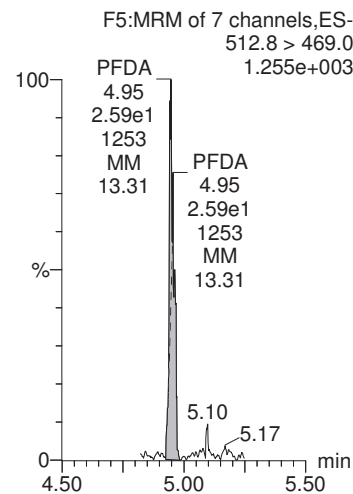
**PFNA**



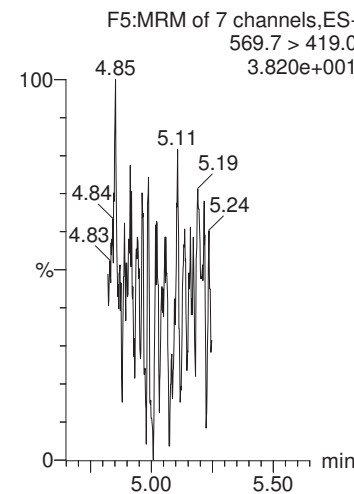
**PFOS**



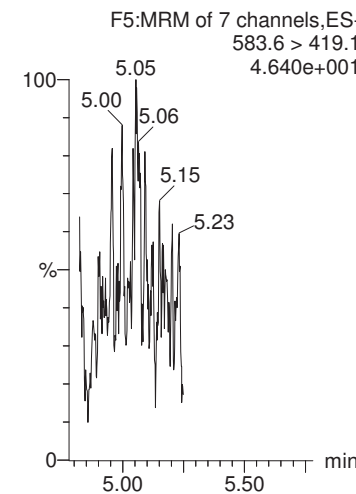
**PFDA**



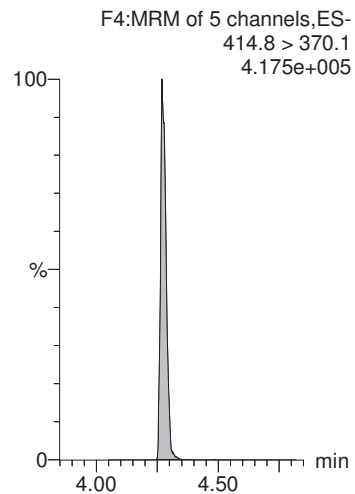
**N-MeFOSAA**



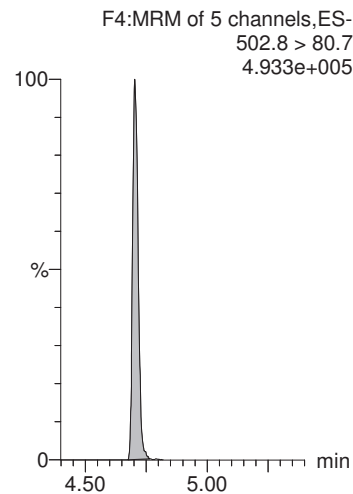
**N-EtFOSAA**



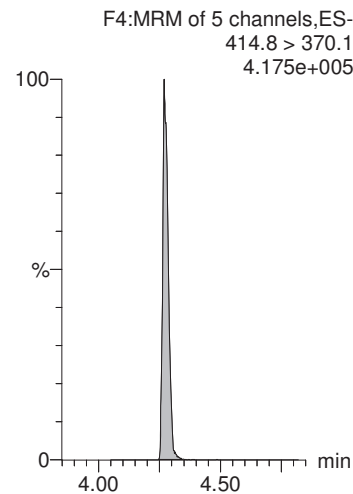
**13C2-PFOA**



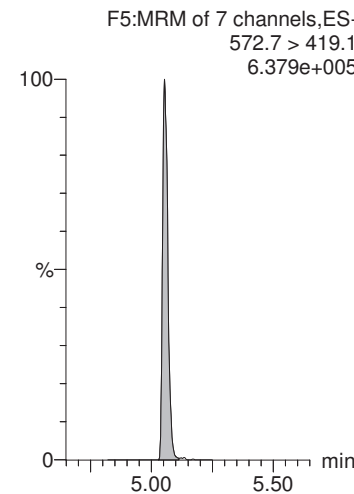
**13C4-PFOS**



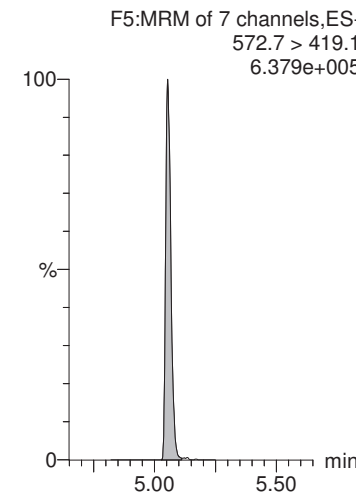
**13C2-PFOA**



**d3-N-MeFOSAA**



**d3-N-MeFOSAA**



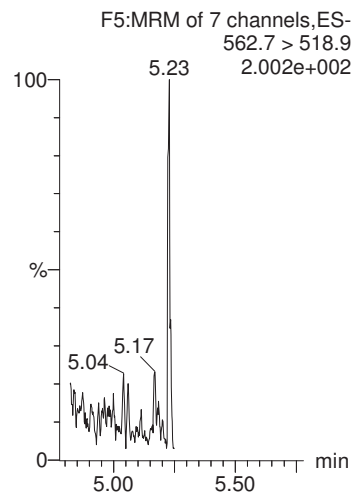
MMM 7/22/2018

Dataset: X:\G1.PRO\Results\2018\180720G2\180720G2-28.qld

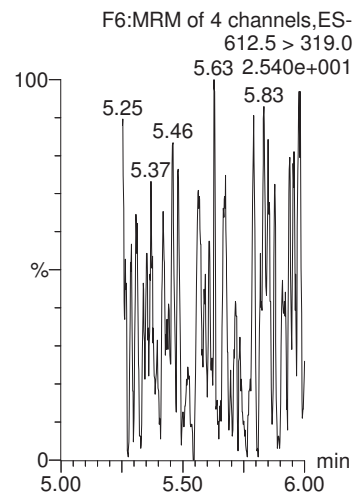
Last Altered: Saturday, July 21, 2018 17:01:58 Pacific Daylight Time  
Printed: Saturday, July 21, 2018 17:02:43 Pacific Daylight Time

Name: 180720G2\_28, Date: 20-Jul-2018, Time: 21:44:10, ID: 1801762-15 CBD-1RW08-0718 0.24846, Description: CBD-1RW08-0718

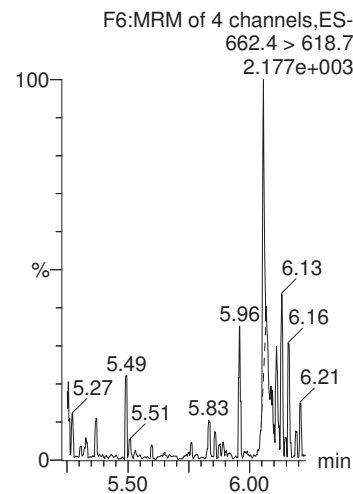
**PFUnA**



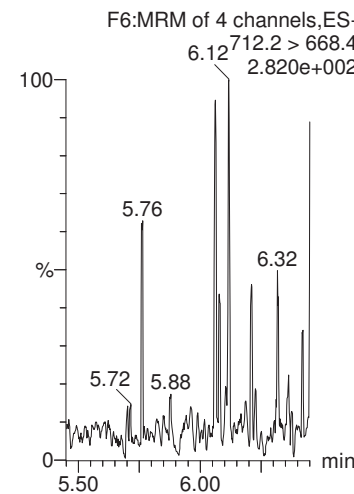
**PFDaA**



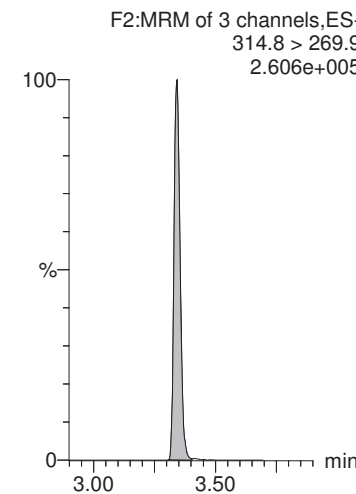
**PFTrDA**



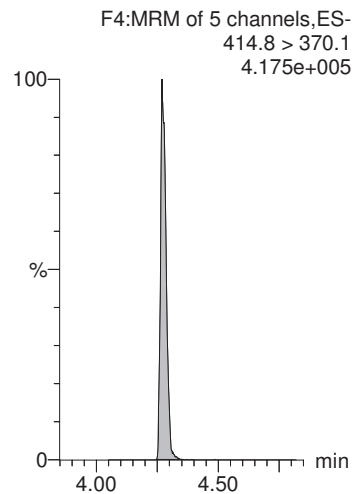
**PFTeDA**



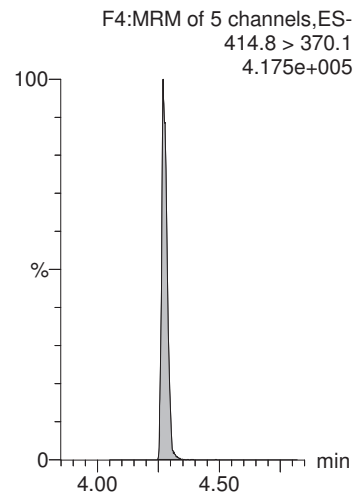
**13C2-PFHxA**



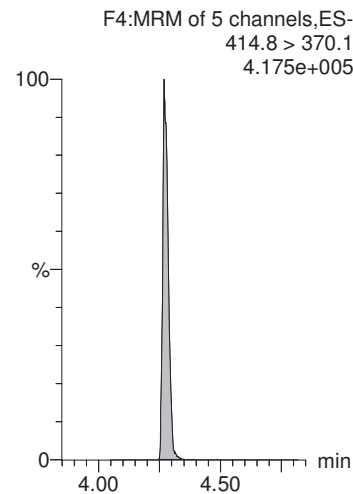
**13C2-PFOA**



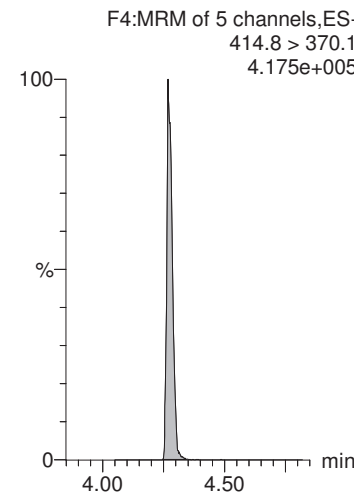
**13C2-PFOA**



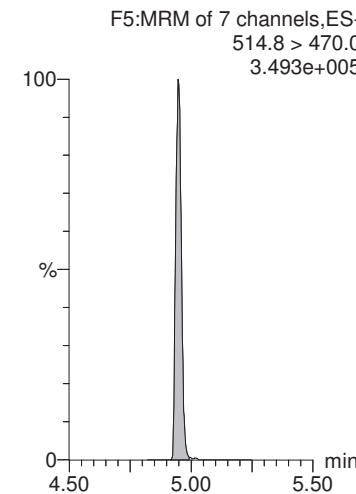
**13C2-PFOA**



**13C2-PFOA**



**13C2-PFDA**



MMM 7/22/2018

Dataset: X:\G1.PRO\Results\2018\180720G2\180720G2-28.qld

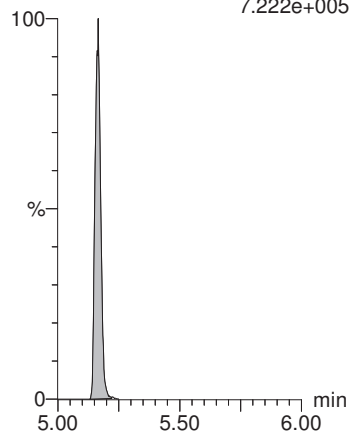
Last Altered: Saturday, July 21, 2018 17:01:58 Pacific Daylight Time

Printed: Saturday, July 21, 2018 17:02:43 Pacific Daylight Time

Name: 180720G2\_28, Date: 20-Jul-2018, Time: 21:44:10, ID: 1801762-15 CBD-1RW08-0718 0.24846, Description: CBD-1RW08-0718

**d5-N-EtFOSAA**

F5:MRM of 7 channels,ES-  
588.7 > 419.1  
7.222e+005



MMM 7/22/2018

Dataset: X:\G1.PRO\Results\2018\180720G2\180720G2-29.qld

Last Altered: Saturday, July 21, 2018 17:05:24 Pacific Daylight Time

Printed: Saturday, July 21, 2018 17:06:04 Pacific Daylight Time

Method: X:\G1.PRO\MethDB\PFAS\_DW\_L14\_0719.mdb 20 Jul 2018 10:54:08

Calibration: X:\G1.PRO\CurveDB\C18\_537\_Q1\_07-19-18\_L14.cdb 20 Jul 2018 12:31:35

Name: 180720G2\_29, Date: 20-Jul-2018, Time: 21:56:56, ID: 1801762-16 CBD-1FB08-0718 0.25211, Description: CBD-1FB08-0718

	# Name	Trace	Area	IS Area	Wt./Vol.	RRF	Pred.RT	RT	y Axis Resp.	Conc.	%Rec
1	1 PFBS	298.6 > 80.5		1.05e4	0.252		2.96				
2	2 PFHxA	312.7 > 268.8	4.73e1	9.08e3	0.252		3.34	3.35	0.0521	0.254	
3	3 PFHpA	362.7 > 318.8	1.08e1	9.08e3	0.252		3.85	3.85	0.0119	0.0539	
4	4 PFHxS	398.7 > 80.7		1.05e4	0.252		3.98				
5	5 PFOA	412.8 > 369.0	1.36e1	9.08e3	0.252		4.28	4.27	0.0150	0.0817	
6	6 PFNA	462.9 > 419.1		9.08e3	0.252		4.64				
7	7 PFOS	498.8 > 80.7	1.74e0	1.05e4	0.252		4.70	4.70	0.00476	0.0510	
8	8 PFDA	512.8 > 469.0	3.32e1	9.08e3	0.252		4.92	4.95	0.0366	0.167	
9	9 N-MeFOSAA	569.7 > 419.0		1.34e4	0.252		5.06				
10	10 N-EtFOSAA	583.6 > 419.1		1.34e4	0.252		5.18				
11	11 PFUnA	562.7 > 518.9		9.08e3	0.252		5.16				
12	12 PFDoA	612.5 > 319.0		9.08e3	0.252		5.40				
13	13 PFTrDA	662.4 > 618.7		9.08e3	0.252		5.61				
14	14 PFTeDA	712.2 > 668.4		9.08e3	0.252		5.80				
15	15 13C2-PFHxA	314.8 > 269.9	6.35e3	9.08e3	0.252	0.753	3.43	3.34	7.00	36.9	93.0
16	16 13C2-PFDA	514.8 > 470.0	8.15e3	9.08e3	0.252	1.023	4.87	4.95	8.97	34.8	87.8
17	17 d5-N-EtFOSAA	588.7 > 419.1	1.82e4	1.34e4	0.252	1.264	5.06	5.17	54.3	170	107.4
18	18 13C2-PFOA	414.8 > 370.1	9.08e3	9.08e3	0.252	1.000	4.28	4.27	10.0	39.7	100.0
19	19 13C4-PFOS	502.8 > 80.7	1.05e4	1.05e4	0.252	1.000	4.71	4.70	28.7	114	100.0
20	20 d3-N-MeFOSAA	572.7 > 419.1	1.34e4	1.34e4	0.252	1.000	5.04	5.06	40.0	159	100.0

MMM 7/22/2018

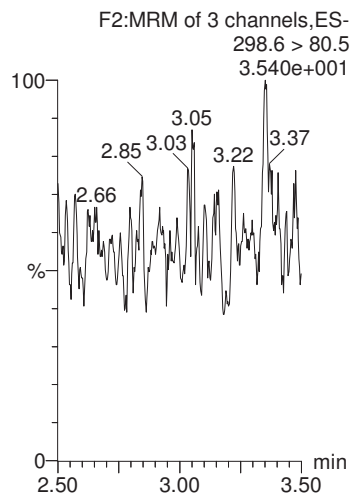
Dataset: X:\G1.PRO\Results\2018\180720G2\180720G2-29.qld

Last Altered: Saturday, July 21, 2018 17:05:24 Pacific Daylight Time  
Printed: Saturday, July 21, 2018 17:06:04 Pacific Daylight Time

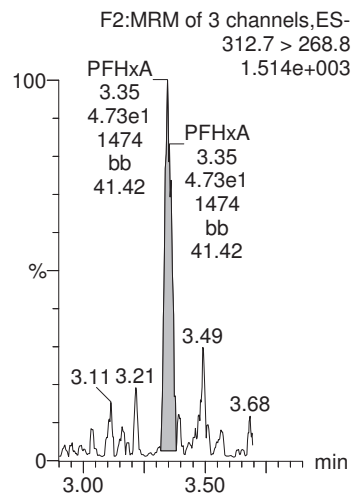
Method: X:\G1.PRO\MethDB\PFAS\_DW\_L14\_0719.mdb 20 Jul 2018 10:54:08  
Calibration: X:\G1.PRO\CurveDB\C18\_537\_Q1\_07-19-18\_L14.cdb 20 Jul 2018 12:31:35

Name: 180720G2\_29, Date: 20-Jul-2018, Time: 21:56:56, ID: 1801762-16 CBD-1FB08-0718 0.25211, Description: CBD-1FB08-0718

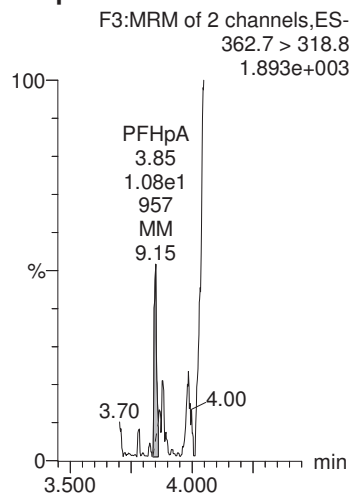
**PFBS**



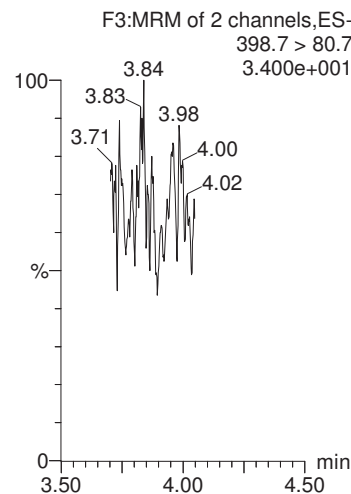
**PFHxA**



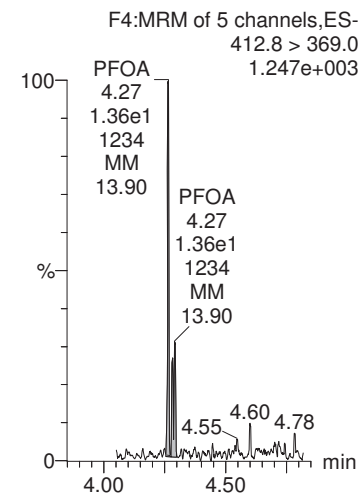
**PFHpA**



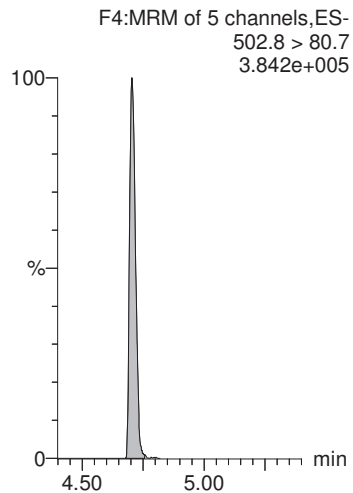
**PFHxS**



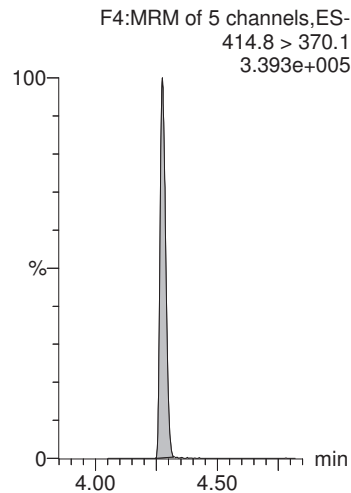
**PFOA**



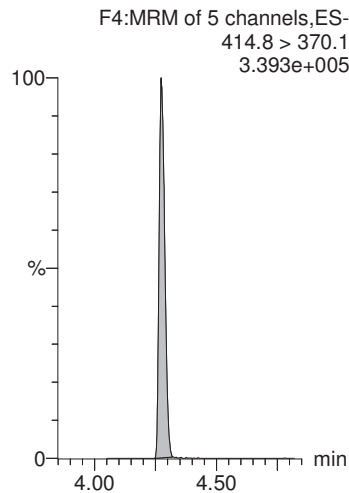
**13C4-PFOS**



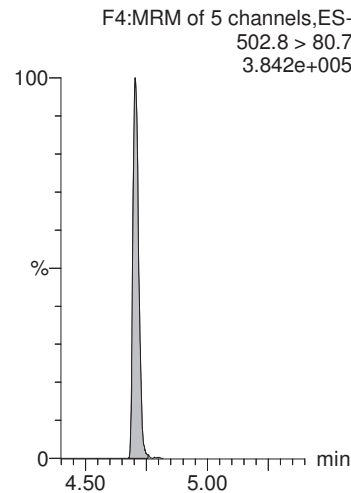
**13C2-PFOA**



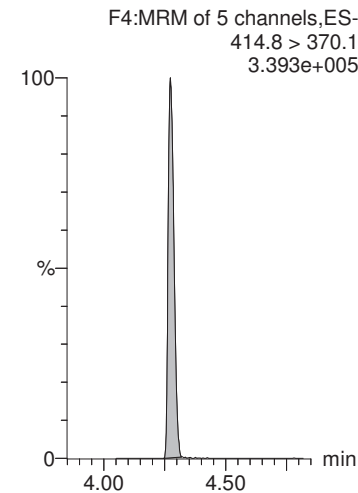
**13C2-PFOA**



**13C4-PFOS**



**13C2-PFOA**



CGH 7/21/2018



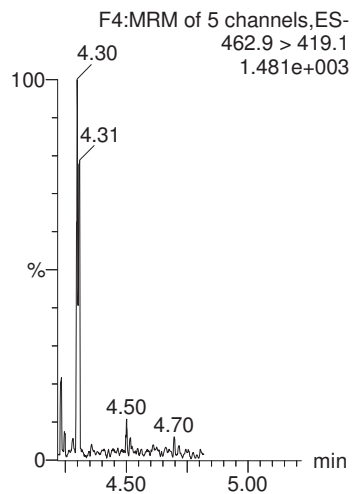
MMM 7/22/2018

Dataset: X:\G1.PRO\Results\2018\180720G2\180720G2-29.qld

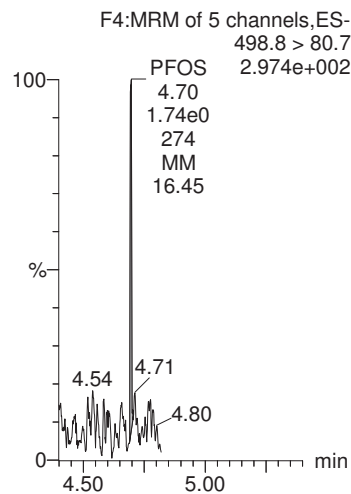
Last Altered: Saturday, July 21, 2018 17:05:24 Pacific Daylight Time  
Printed: Saturday, July 21, 2018 17:06:04 Pacific Daylight Time

Name: 180720G2\_29, Date: 20-Jul-2018, Time: 21:56:56, ID: 1801762-16 CBD-1FB08-0718 0.25211, Description: CBD-1FB08-0718

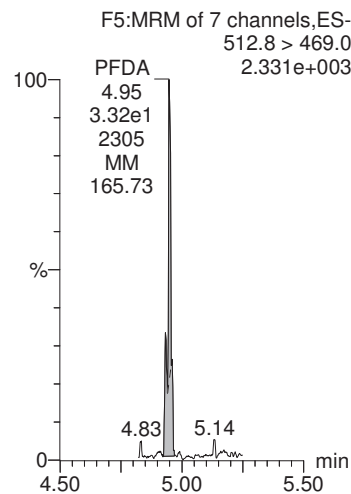
**PFNA**



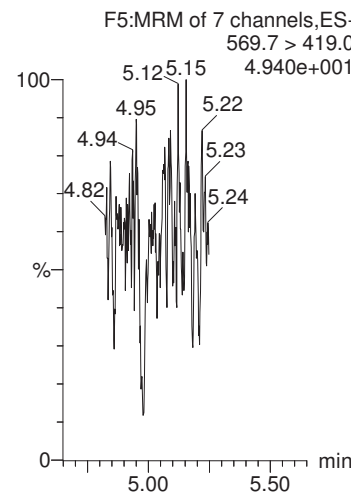
**PFOS**



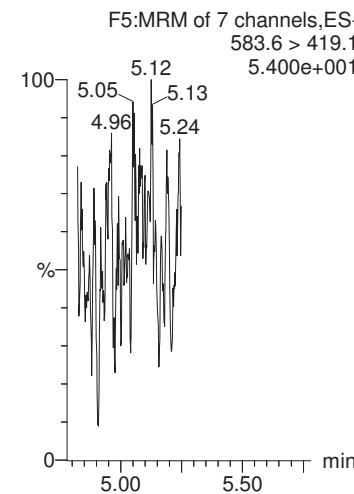
**PFDA**



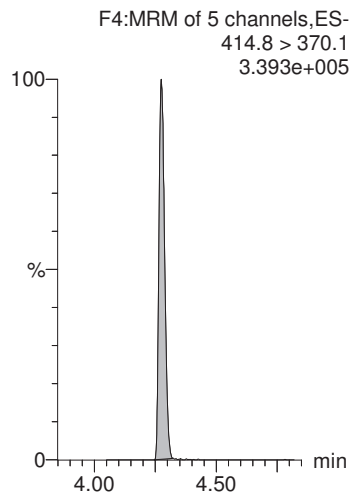
**N-MeFOSAA**



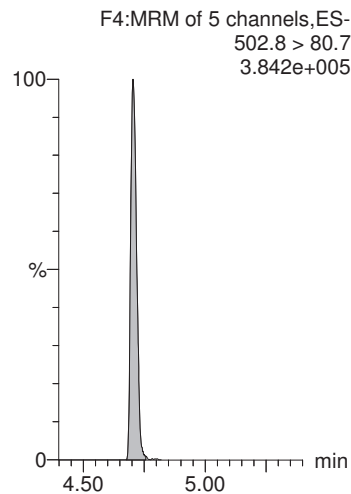
**N-EtFOSAA**



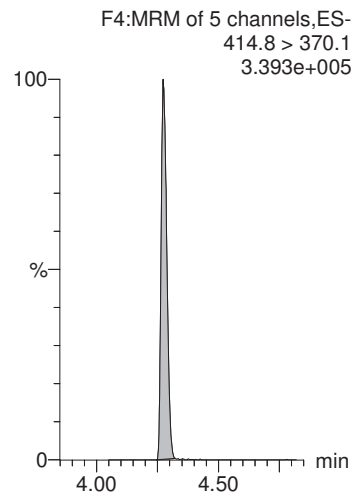
**13C2-PFOA**



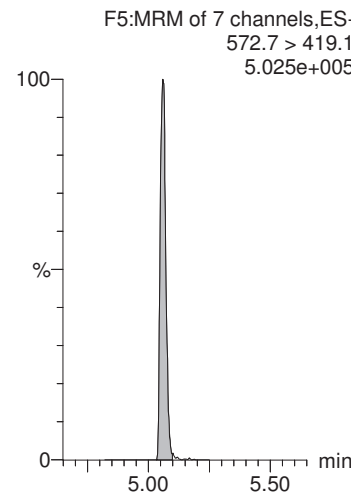
**13C4-PFOS**



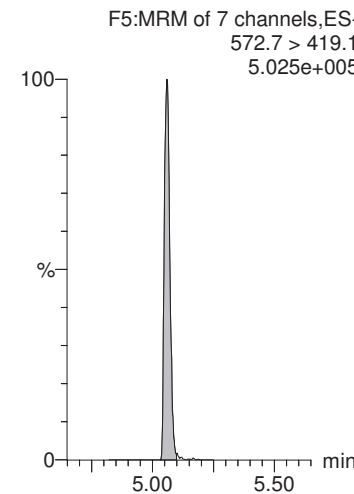
**13C2-PFOA**



**d3-N-MeFOSAA**



**d3-N-MeFOSAA**



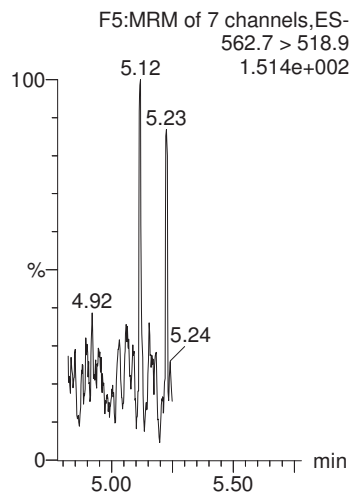
MMM 7/22/2018

Dataset: X:\G1.PRO\Results\2018\180720G2\180720G2-29.qld

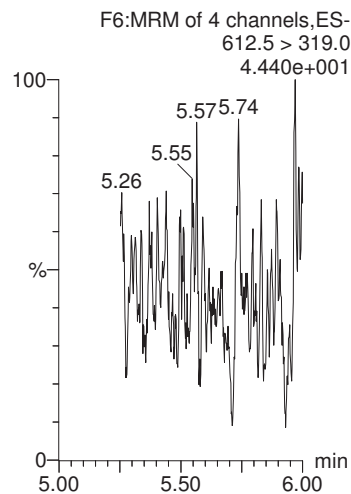
Last Altered: Saturday, July 21, 2018 17:05:24 Pacific Daylight Time  
Printed: Saturday, July 21, 2018 17:06:04 Pacific Daylight Time

Name: 180720G2\_29, Date: 20-Jul-2018, Time: 21:56:56, ID: 1801762-16 CBD-1FB08-0718 0.25211, Description: CBD-1FB08-0718

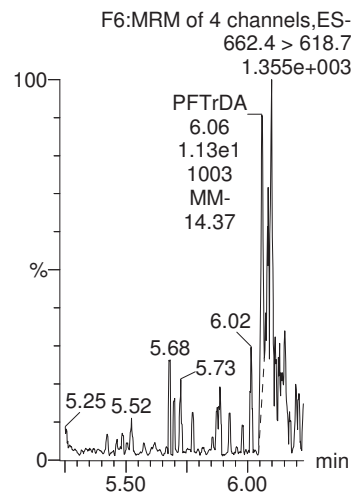
**PFUnA**



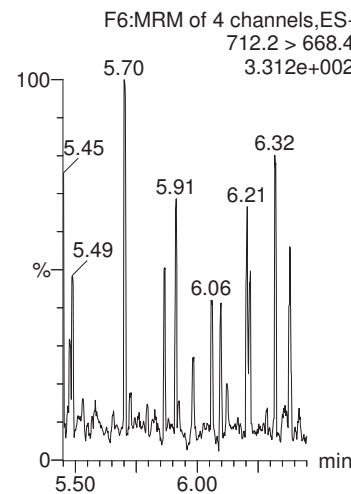
**PFDaA**



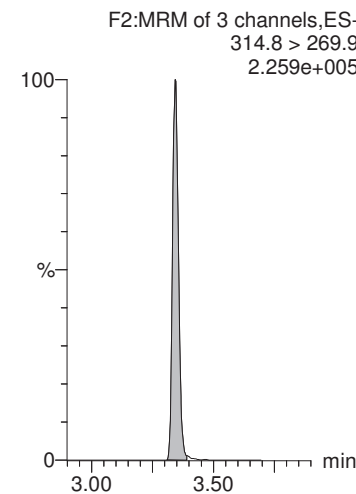
**PFTrDA**



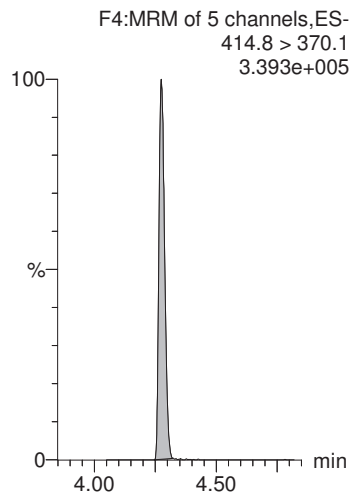
**PFTeDA**



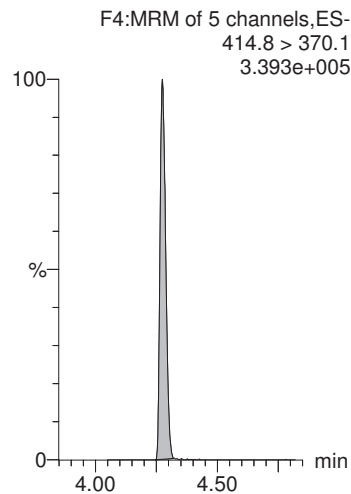
**13C2-PFHxA**



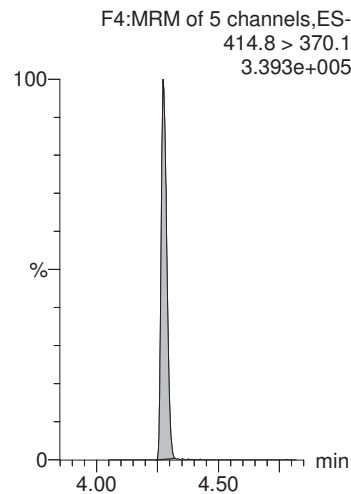
**13C2-PFOA**



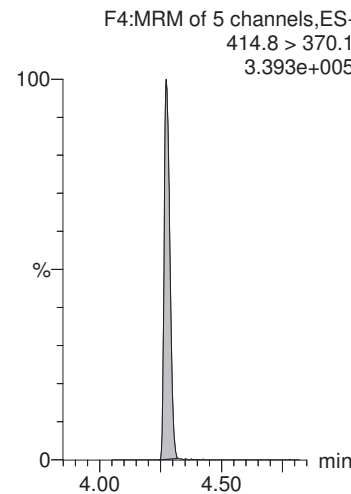
**13C2-PFOA**



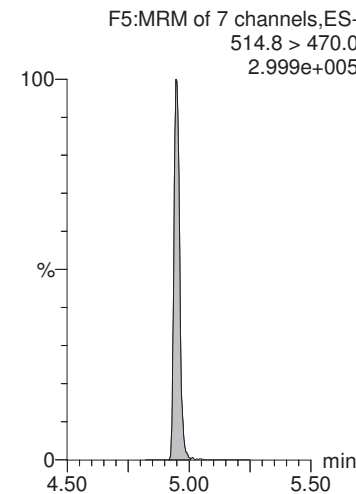
**13C2-PFOA**



**13C2-PFOA**



**13C2-PFDA**



MMM 7/22/2018

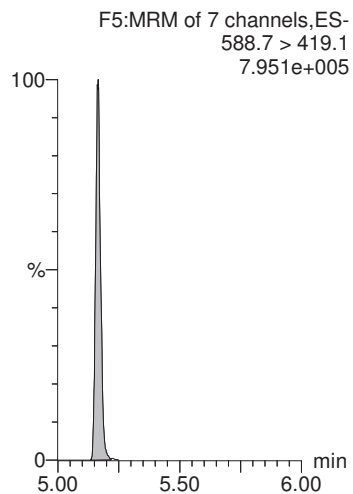
Dataset: X:\G1.PRO\Results\2018\180720G2\180720G2-29.qld

Last Altered: Saturday, July 21, 2018 17:05:24 Pacific Daylight Time

Printed: Saturday, July 21, 2018 17:06:04 Pacific Daylight Time

Name: 180720G2\_29, Date: 20-Jul-2018, Time: 21:56:56, ID: 1801762-16 CBD-1FB08-0718 0.25211, Description: CBD-1FB08-0718

**d5-N-EtFOSAA**



MMM 7/22/2018

Dataset: X:\G1.PRO\Results\2018\180720G2\180720G2-30.qld

Last Altered: Saturday, July 21, 2018 17:09:35 Pacific Daylight Time

Printed: Saturday, July 21, 2018 17:10:13 Pacific Daylight Time

Method: X:\G1.PRO\MethDB\PFAS\_DW\_L14\_0719.mdb 20 Jul 2018 10:54:08

Calibration: X:\G1.PRO\CurveDB\C18\_537\_Q1\_07-19-18\_L14.cdb 20 Jul 2018 12:31:35

Name: 180720G2\_30, Date: 20-Jul-2018, Time: 22:09:45, ID: 1801762-17 CBD-1RW09-0718 0.24149, Description: CBD-1RW09-0718

	# Name	Trace	Area	IS Area	Wt./Vol.	RRF	Pred.RT	RT	y Axis Resp.	Conc.	%Rec
1	1 PFBS	298.6 > 80.5		1.06e4	0.241		2.96				
2	2 PFHxA	312.7 > 268.8	6.78e1	9.26e3	0.241		3.34	3.34	0.0732	0.373	
3	3 PFHpA	362.7 > 318.8	1.49e1	9.26e3	0.241		3.85	3.86	0.0161	0.0759	
4	4 PFHxS	398.7 > 80.7		1.06e4	0.241		3.98				
5	5 PFOA	412.8 > 369.0	1.50e1	9.26e3	0.241		4.28	4.28	0.0162	0.0920	
6	6 PFNA	462.9 > 419.1	3.02e0	9.26e3	0.241		4.64	4.66	0.00327	0.0155	
7	7 PFOS	498.8 > 80.7		1.06e4	0.241		4.70				
8	8 PFDA	512.8 > 469.0	3.19e1	9.26e3	0.241		4.92	4.95	0.0345	0.164	
9	9 N-MeFOSAA	569.7 > 419.0		1.50e4	0.241		5.06				
10	10 N-EtFOSAA	583.6 > 419.1		1.50e4	0.241		5.18				
11	11 PFUnA	562.7 > 518.9		9.26e3	0.241		5.16				
12	12 PFDoA	612.5 > 319.0		9.26e3	0.241		5.40				
13	13 PFTrDA	662.4 > 618.7		9.26e3	0.241		5.61				
14	14 PFTeDA	712.2 > 668.4		9.26e3	0.241		5.80				
15	15 13C2-PFHxA	314.8 > 269.9	6.66e3	9.26e3	0.241	0.753	3.43	3.34	7.20	39.6	95.6
16	16 13C2-PFDA	514.8 > 470.0	8.48e3	9.26e3	0.241	1.023	4.87	4.95	9.16	37.1	89.6
17	17 d5-N-EtFOSAA	588.7 > 419.1	1.59e4	1.50e4	0.241	1.264	5.06	5.16	42.2	138	83.5
18	18 13C2-PFOA	414.8 > 370.1	9.26e3	9.26e3	0.241	1.000	4.28	4.27	10.0	41.4	100.0
19	19 13C4-PFOS	502.8 > 80.7	1.06e4	1.06e4	0.241	1.000	4.71	4.70	28.7	119	100.0
20	20 d3-N-MeFOSAA	572.7 > 419.1	1.50e4	1.50e4	0.241	1.000	5.04	5.06	40.0	166	100.0

MMM 7/22/2018

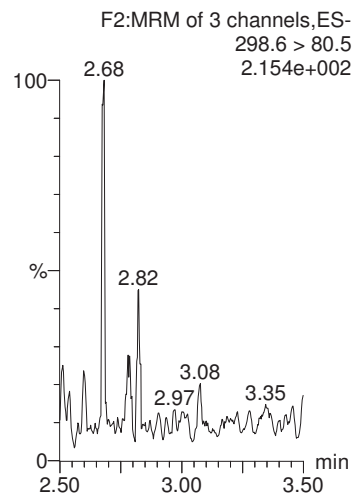
Dataset: X:\G1.PRO\Results\2018\180720G2\180720G2-30.qld

Last Altered: Saturday, July 21, 2018 17:09:35 Pacific Daylight Time  
Printed: Saturday, July 21, 2018 17:10:13 Pacific Daylight Time

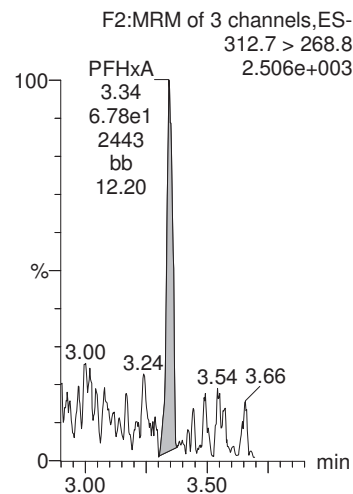
Method: X:\G1.PRO\MethDB\PFAS\_DW\_L14\_0719.mdb 20 Jul 2018 10:54:08  
Calibration: X:\G1.PRO\CurveDB\C18\_537\_Q1\_07-19-18\_L14.cdb 20 Jul 2018 12:31:35

Name: 180720G2\_30, Date: 20-Jul-2018, Time: 22:09:45, ID: 1801762-17 CBD-1RW09-0718 0.24149, Description: CBD-1RW09-0718

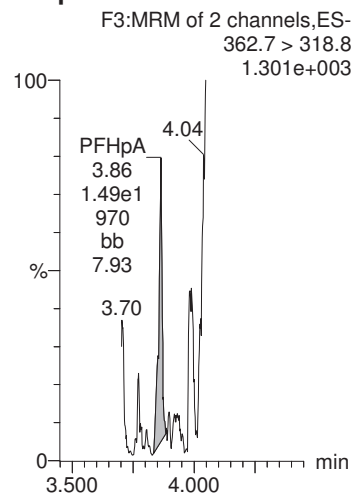
**PFBS**



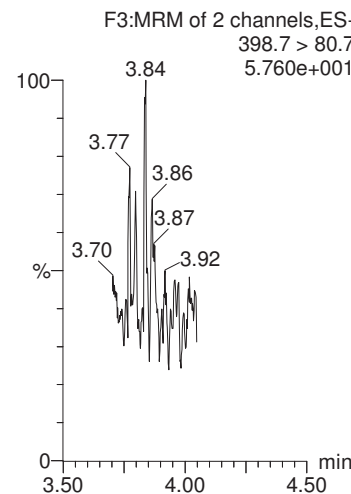
**PFHxA**



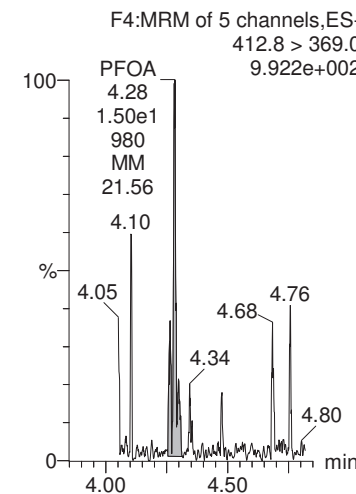
**PFHpA**



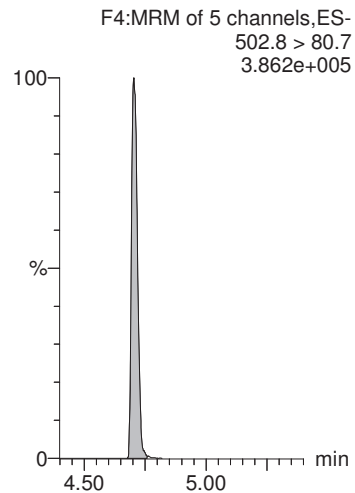
**PFHxS**



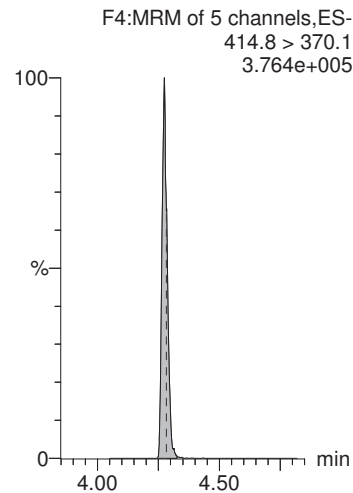
**PFOA**



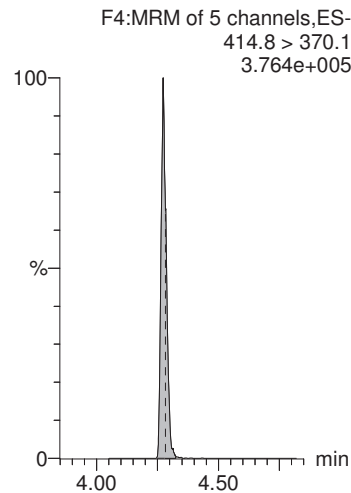
**13C4-PFOS**



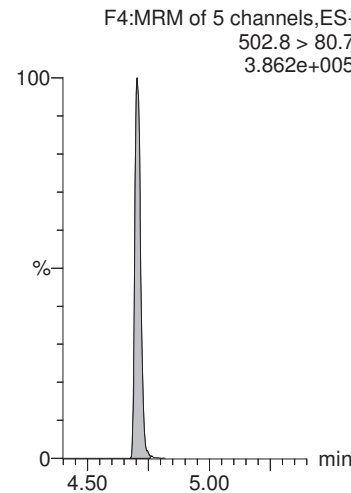
**13C2-PFOA**



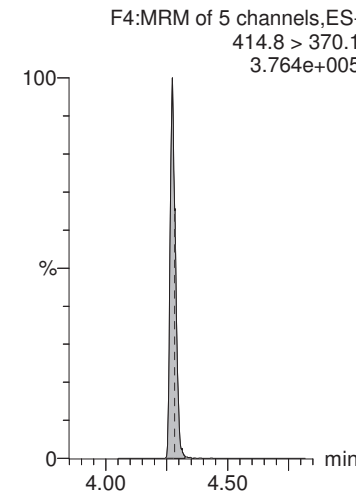
**13C2-PFOA**



**13C4-PFOS**



**13C2-PFOA**



CGH 7/21/2018

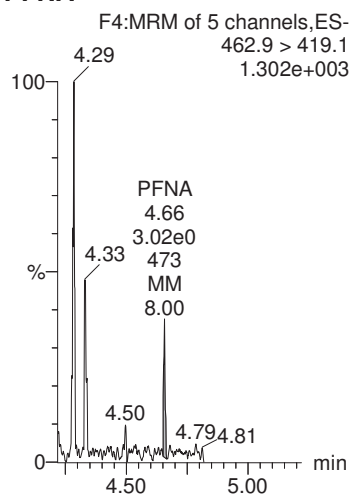
MMM 7/22/2018

Dataset: X:\G1.PRO\Results\2018\180720G2\180720G2-30.qld

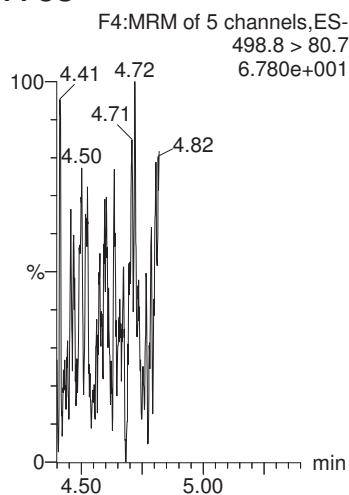
Last Altered: Saturday, July 21, 2018 17:09:35 Pacific Daylight Time  
Printed: Saturday, July 21, 2018 17:10:13 Pacific Daylight Time

Name: 180720G2\_30, Date: 20-Jul-2018, Time: 22:09:45, ID: 1801762-17 CBD-1RW09-0718 0.24149, Description: CBD-1RW09-0718

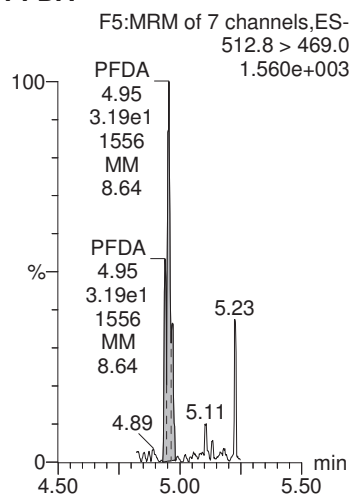
**PFNA**



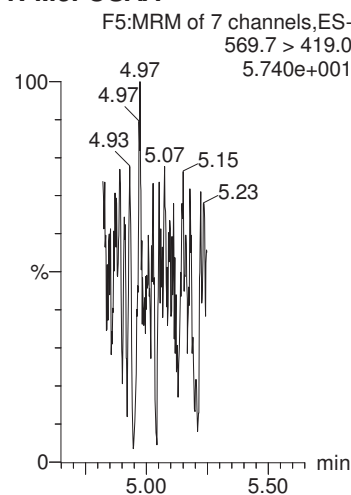
**PFOS**



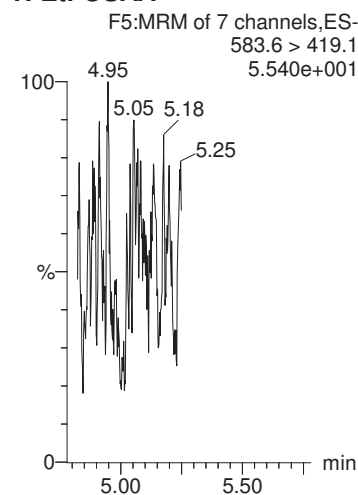
**PFDA**



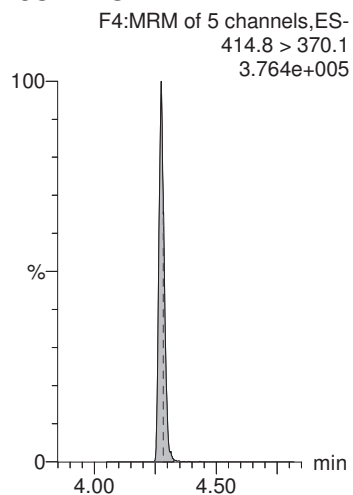
**N-MeFOSAA**



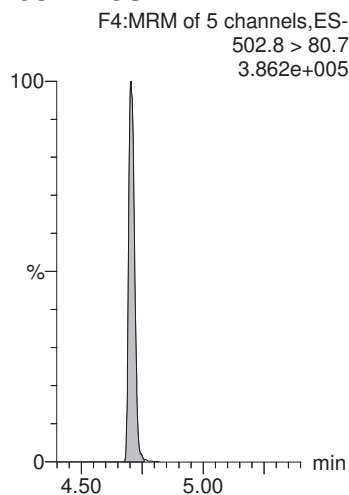
**N-EtFOSAA**



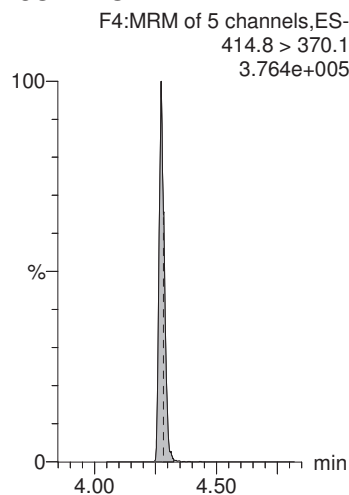
**13C2-PFOA**



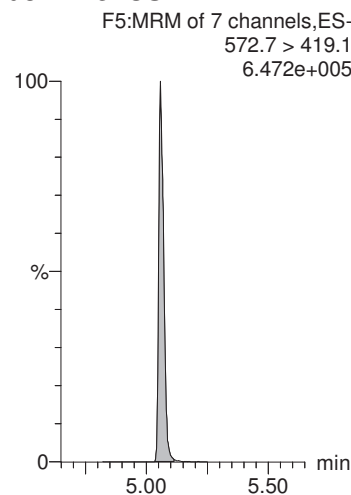
**13C4-PFOS**



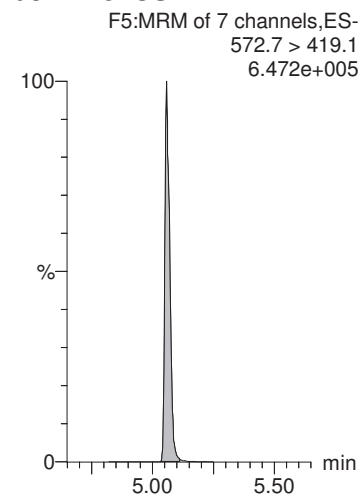
**13C2-PFOA**



**d3-N-MeFOSAA**



**d3-N-MeFOSAA**



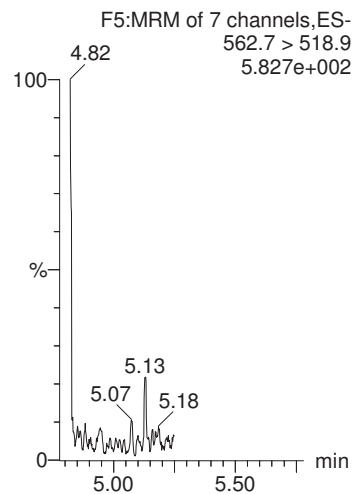
MMM 7/22/2018

Dataset: X:\G1.PRO\Results\2018\180720G2\180720G2-30.qld

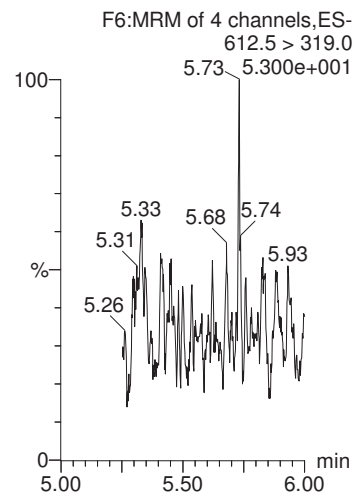
Last Altered: Saturday, July 21, 2018 17:09:35 Pacific Daylight Time  
Printed: Saturday, July 21, 2018 17:10:13 Pacific Daylight Time

Name: 180720G2\_30, Date: 20-Jul-2018, Time: 22:09:45, ID: 1801762-17 CBD-1RW09-0718 0.24149, Description: CBD-1RW09-0718

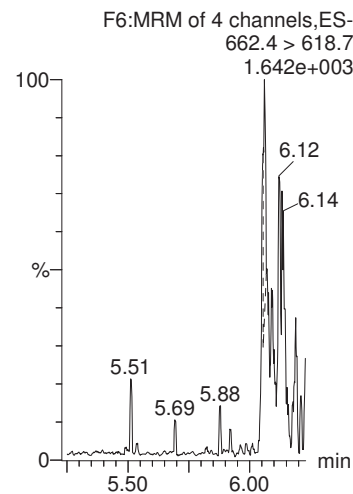
**PFUnA**



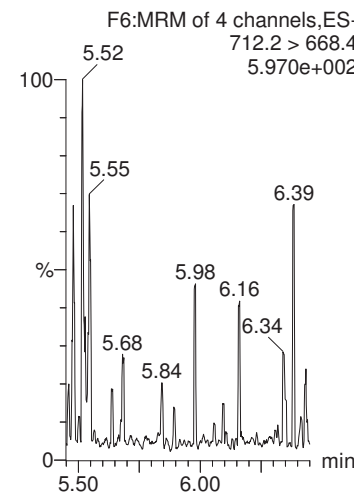
**PFDaA**



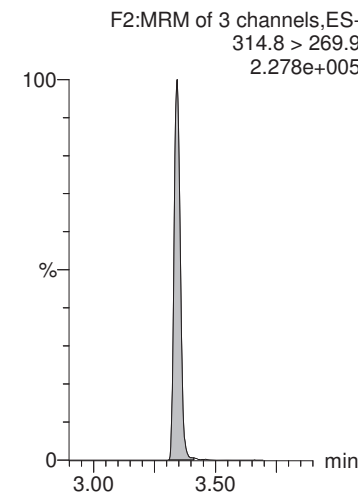
**PFTrDA**



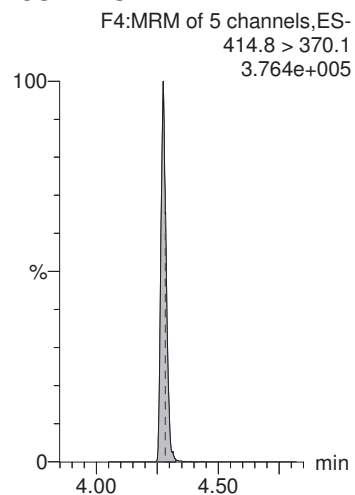
**PFTeDA**



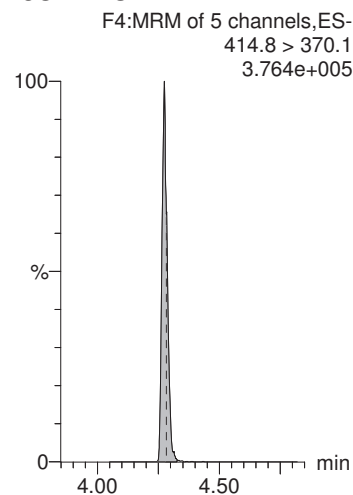
**13C2-PFHxA**



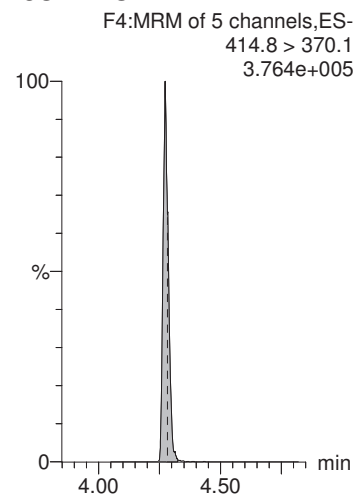
**13C2-PFOA**



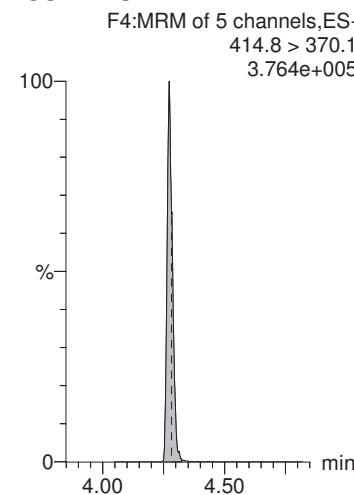
**13C2-PFOA**



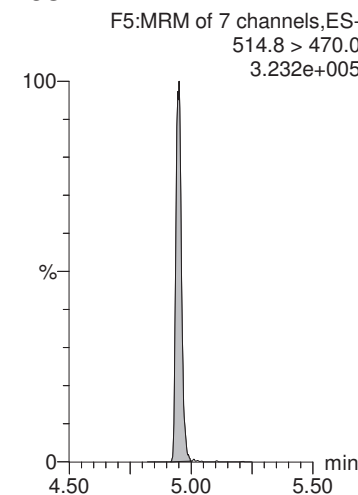
**13C2-PFOA**



**13C2-PFOA**



**13C2-PFDA**



MMM 7/22/2018

Dataset: X:\G1.PRO\Results\2018\180720G2\180720G2-30.qld

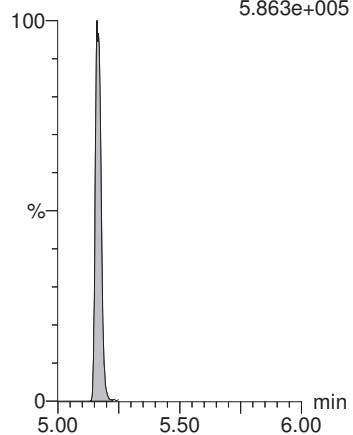
Last Altered: Saturday, July 21, 2018 17:09:35 Pacific Daylight Time

Printed: Saturday, July 21, 2018 17:10:13 Pacific Daylight Time

Name: 180720G2\_30, Date: 20-Jul-2018, Time: 22:09:45, ID: 1801762-17 CBD-1RW09-0718 0.24149, Description: CBD-1RW09-0718

**d5-N-EtFOSAA**

F5:MRM of 7 channels,ES-  
588.7 > 419.1  
5.863e+005





MMM 7/22/2018

Dataset: X:\G1.PRO\Results\2018\180720G2\180720G2-31.qld

Last Altered: Saturday, July 21, 2018 17:12:15 Pacific Daylight Time

Printed: Saturday, July 21, 2018 17:13:07 Pacific Daylight Time

Method: X:\G1.PRO\MethDB\PFAS\_DW\_L14\_0719.mdb 20 Jul 2018 10:54:08

Calibration: X:\G1.PRO\CurveDB\C18\_537\_Q1\_07-19-18\_L14.cdb 20 Jul 2018 12:31:35

Name: 180720G2\_31, Date: 20-Jul-2018, Time: 22:22:34, ID: 1801762-18 CBD-1FB09-0718 0.24956, Description: CBD-1FB09-0718

	# Name	Trace	Area	IS Area	Wt./Vol.	RRF	Pred.RT	RT	y Axis Resp.	Conc.	%Rec
1	1 PFBS	298.6 > 80.5		1.28e4	0.250		2.96				
2	2 PFHxA	312.7 > 268.8	5.49e1	1.10e4	0.250		3.34	3.34	0.0498	0.245	
3	3 PFHpA	362.7 > 318.8	1.35e1	1.10e4	0.250		3.85	3.86	0.0123	0.0561	
4	4 PFHxS	398.7 > 80.7		1.28e4	0.250		3.98				
5	5 PFOA	412.8 > 369.0	2.13e1	1.10e4	0.250		4.28	4.28	0.0193	0.106	
6	6 PFNA	462.9 > 419.1		1.10e4	0.250		4.64				
7	7 PFOS	498.8 > 80.7		1.28e4	0.250		4.70				
8	8 PFDA	512.8 > 469.0	5.81e1	1.10e4	0.250		4.92	4.95	0.0527	0.242	
9	9 N-MeFOSAA	569.7 > 419.0		1.67e4	0.250		5.07				
10	10 N-EtFOSAA	583.6 > 419.1		1.67e4	0.250		5.18				
11	11 PFUnA	562.7 > 518.9		1.10e4	0.250		5.16				
12	12 PFDoA	612.5 > 319.0		1.10e4	0.250		5.40				
13	13 PFTrDA	662.4 > 618.7		1.10e4	0.250		5.61				
14	14 PFTeDA	712.2 > 668.4		1.10e4	0.250		5.80				
15	15 13C2-PFHxA	314.8 > 269.9	7.37e3	1.10e4	0.250	0.753	3.43	3.34	6.69	35.6	88.8
16	16 13C2-PFDA	514.8 > 470.0	1.01e4	1.10e4	0.250	1.023	4.87	4.95	9.15	35.9	89.5
17	17 d5-N-EtFOSAA	588.7 > 419.1	1.90e4	1.67e4	0.250	1.264	5.06	5.16	45.6	144	90.1
18	18 13C2-PFOA	414.8 > 370.1	1.10e4	1.10e4	0.250	1.000	4.28	4.27	10.0	40.1	100.0
19	19 13C4-PFOS	502.8 > 80.7	1.28e4	1.28e4	0.250	1.000	4.71	4.70	28.7	115	100.0
20	20 d3-N-MeFOSAA	572.7 > 419.1	1.67e4	1.67e4	0.250	1.000	5.04	5.06	40.0	160	100.0

MMM 7/22/2018

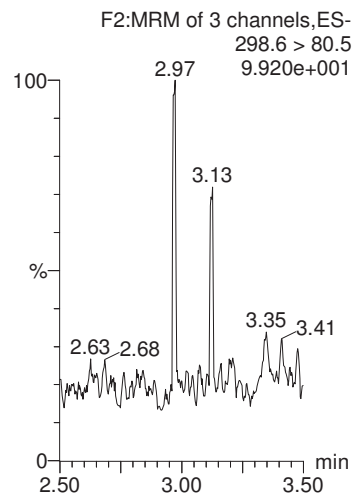
Dataset: X:\G1.PRO\Results\2018\180720G2\180720G2-31.qld

Last Altered: Saturday, July 21, 2018 17:12:15 Pacific Daylight Time  
Printed: Saturday, July 21, 2018 17:13:07 Pacific Daylight Time

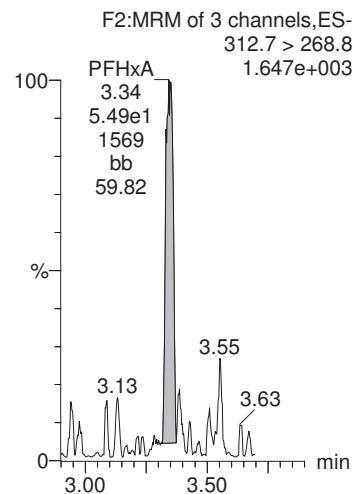
Method: X:\G1.PRO\MethDB\PFAS\_DW\_L14\_0719.mdb 20 Jul 2018 10:54:08  
Calibration: X:\G1.PRO\CurveDB\C18\_537\_Q1\_07-19-18\_L14.cdb 20 Jul 2018 12:31:35

Name: 180720G2\_31, Date: 20-Jul-2018, Time: 22:22:34, ID: 1801762-18 CBD-1FB09-0718 0.24956, Description: CBD-1FB09-0718

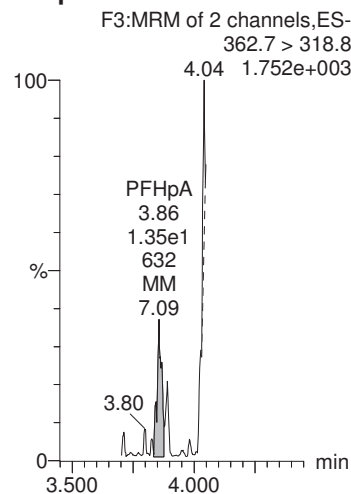
**PFBS**



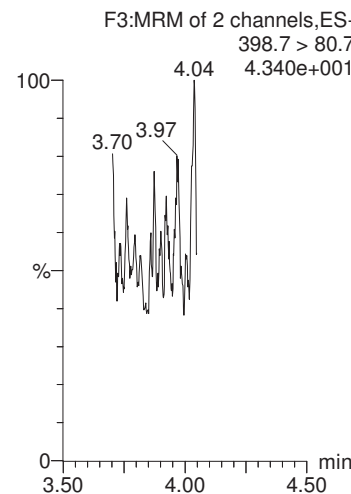
**PFHxA**



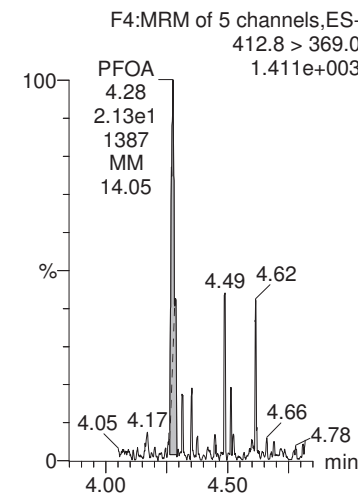
**PFHpA**



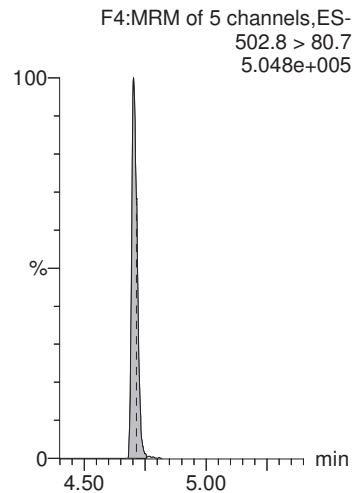
**PFHxS**



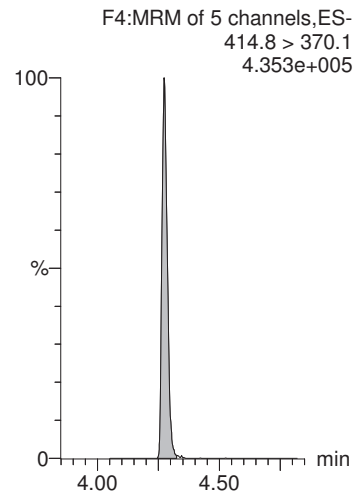
**PFOA**



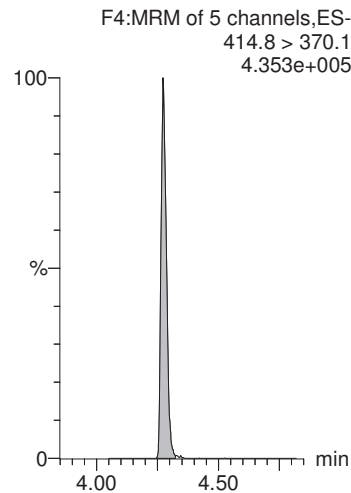
**13C4-PFOS**



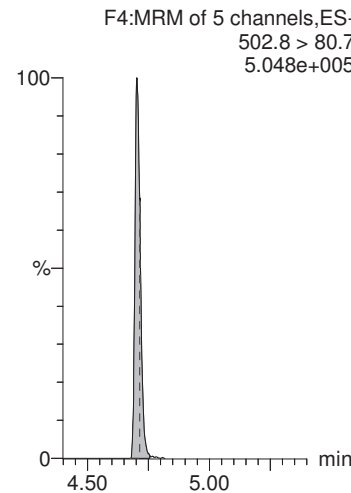
**13C2-PFOA**



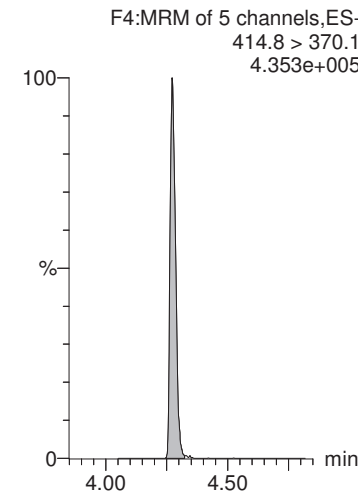
**13C2-PFOA**



**13C4-PFOS**



**13C2-PFOA**



CGH 7/21/2018

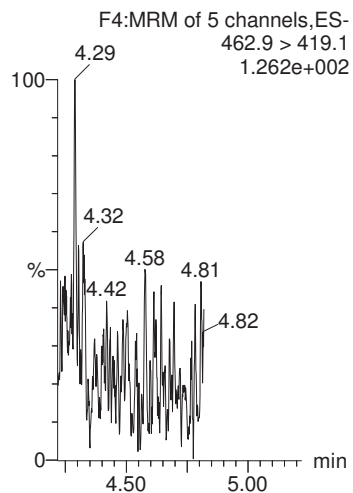
MMM 7/22/2018

Dataset: X:\G1.PRO\Results\2018\180720G2\180720G2-31.qld

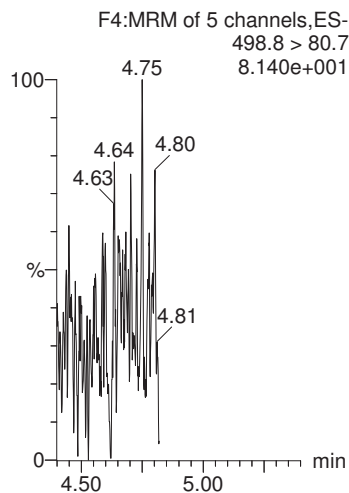
Last Altered: Saturday, July 21, 2018 17:12:15 Pacific Daylight Time  
Printed: Saturday, July 21, 2018 17:13:07 Pacific Daylight Time

Name: 180720G2\_31, Date: 20-Jul-2018, Time: 22:22:34, ID: 1801762-18 CBD-1FB09-0718 0.24956, Description: CBD-1FB09-0718

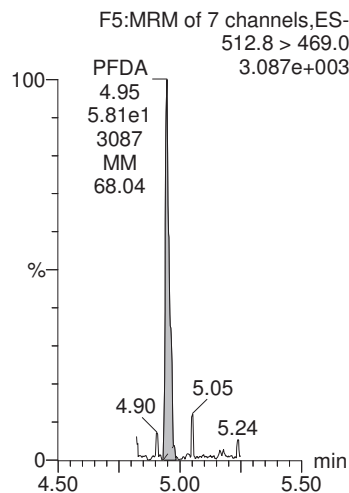
**PFNA**



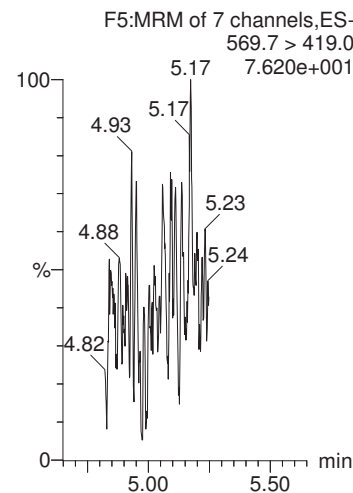
**PFOS**



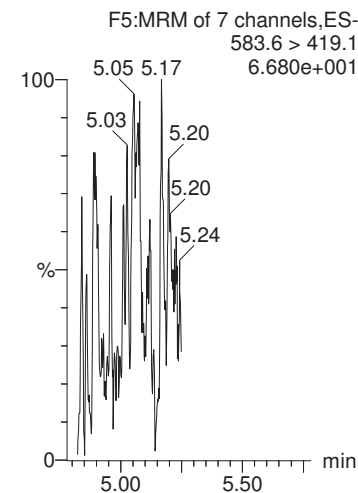
**PFDA**



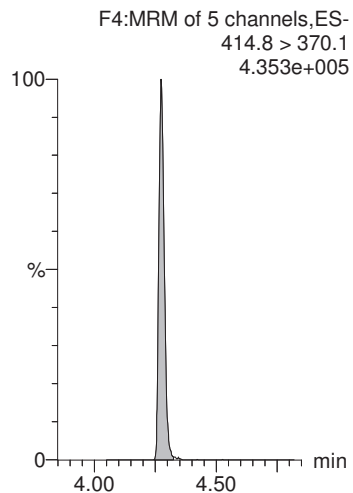
**N-MeFOSAA**



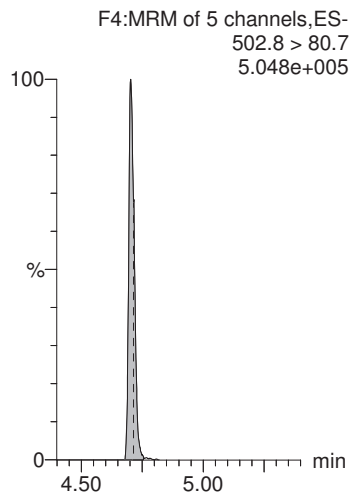
**N-EtFOSAA**



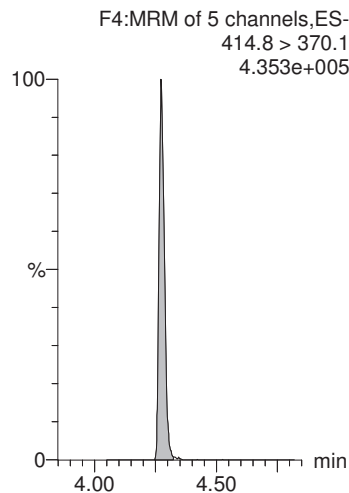
**13C2-PFOA**



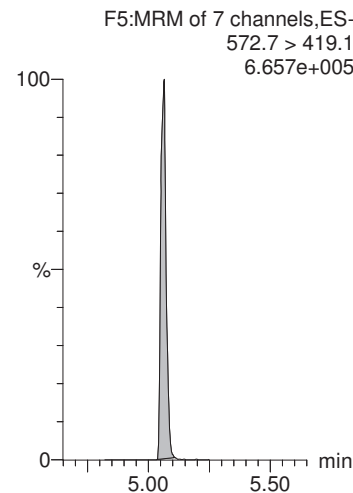
**13C4-PFOS**



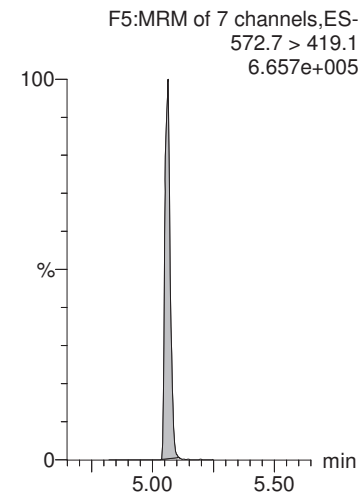
**13C2-PFOA**



**d3-N-MeFOSAA**



**d3-N-MeFOSAA**



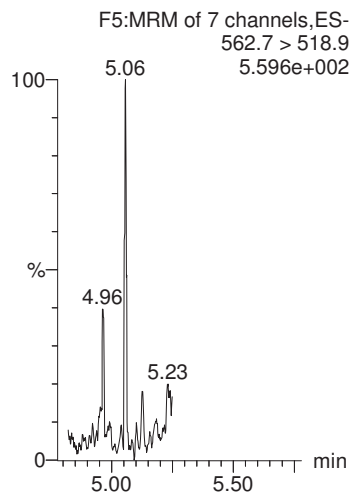
MMM 7/22/2018

Dataset: X:\G1.PRO\Results\2018\180720G2\180720G2-31.qld

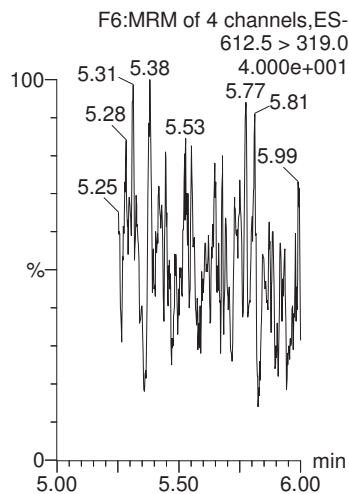
Last Altered: Saturday, July 21, 2018 17:12:15 Pacific Daylight Time  
Printed: Saturday, July 21, 2018 17:13:07 Pacific Daylight Time

Name: 180720G2\_31, Date: 20-Jul-2018, Time: 22:22:34, ID: 1801762-18 CBD-1FB09-0718 0.24956, Description: CBD-1FB09-0718

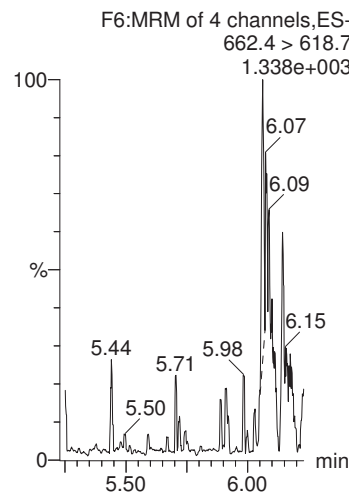
**PFUnA**



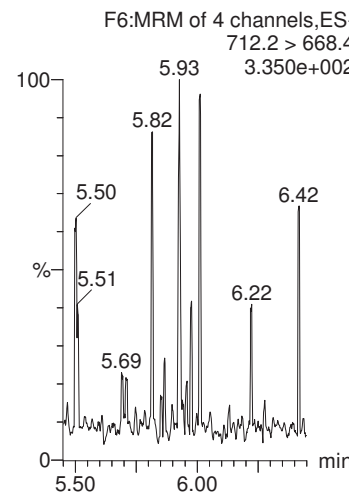
**PFDoA**



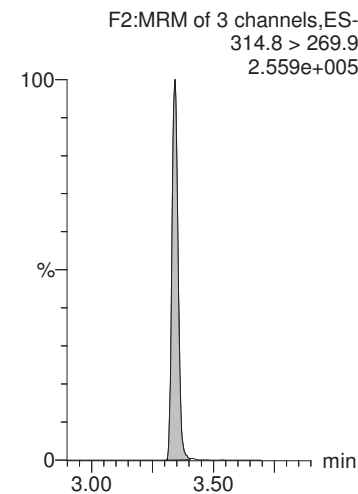
**PFTrDA**



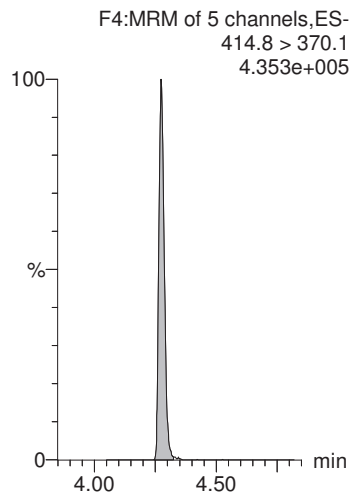
**PFTeDA**



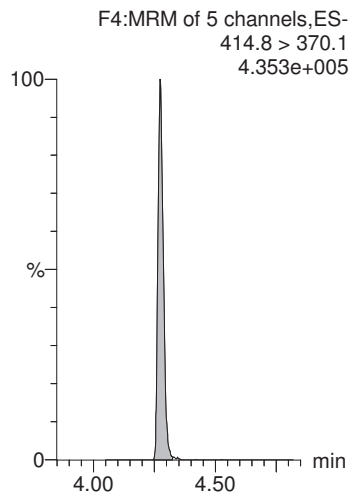
**13C2-PFHxA**



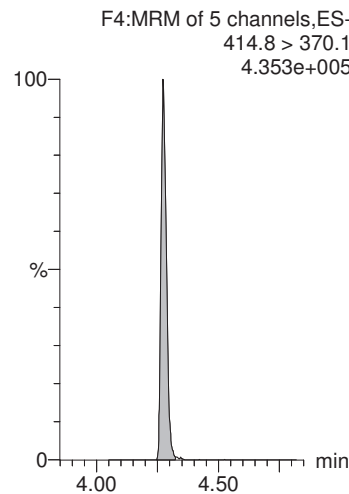
**13C2-PFOA**



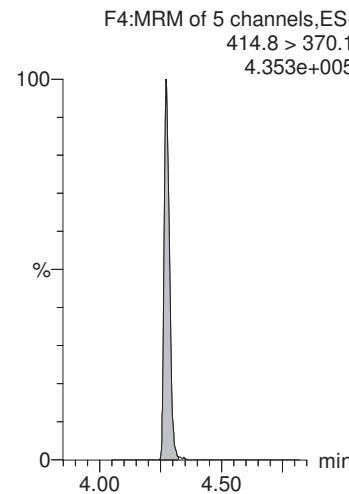
**13C2-PFOA**



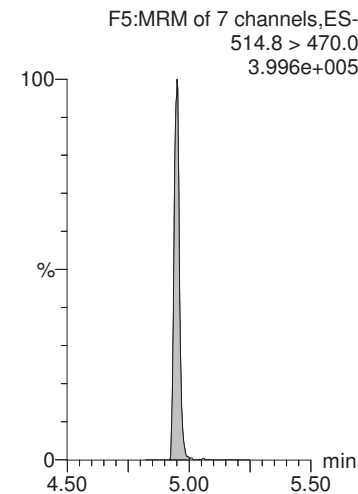
**13C2-PFOA**



**13C2-PFOA**



**13C2-PFDA**



MMM 7/22/2018

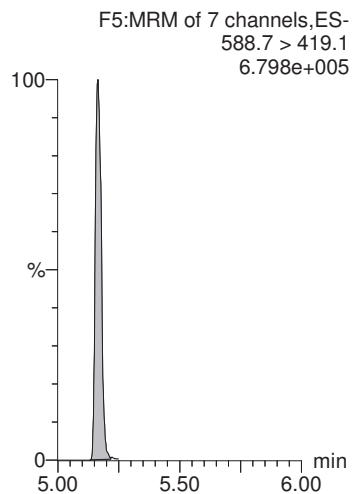
Dataset: X:\G1.PRO\Results\2018\180720G2\180720G2-31.qld

Last Altered: Saturday, July 21, 2018 17:12:15 Pacific Daylight Time

Printed: Saturday, July 21, 2018 17:13:07 Pacific Daylight Time

Name: 180720G2\_31, Date: 20-Jul-2018, Time: 22:22:34, ID: 1801762-18 CBD-1FB09-0718 0.24956, Description: CBD-1FB09-0718

**d5-N-EtFOSAA**



MMM 7/22/2018

Dataset: X:\G1.PRO\Results\2018\180720G2\180720G2-32.qld

Last Altered: Saturday, July 21, 2018 17:15:34 Pacific Daylight Time

Printed: Saturday, July 21, 2018 17:16:09 Pacific Daylight Time

Method: X:\G1.PRO\MethDB\PFAS\_DW\_L14\_0719.mdb 20 Jul 2018 10:54:08

Calibration: X:\G1.PRO\CurveDB\C18\_537\_Q1\_07-19-18\_L14.cdb 20 Jul 2018 12:31:35

Name: 180720G2\_32, Date: 20-Jul-2018, Time: 22:35:25, ID: 1801762-19 CBD-1RW10-0718 0.23841, Description: CBD-1RW10-0718

	# Name	Trace	Area	IS Area	Wt./Vol.	RRF	Pred.RT	RT	y Axis Resp.	Conc.	%Rec
1	1 PFBS	298.6 > 80.5		1.03e4	0.238		2.96				
2	2 PFHxA	312.7 > 268.8	4.61e1	8.74e3	0.238		3.34	3.34	0.0528	0.272	
3	3 PFHpA	362.7 > 318.8	9.72e0	8.74e3	0.238		3.85	3.87	0.0111	0.0532	
4	4 PFHxS	398.7 > 80.7		1.03e4	0.238		3.98				
5	5 PFOA	412.8 > 369.0	2.52e1	8.74e3	0.238		4.27	4.28	0.0288	0.166	
6	6 PFNA	462.9 > 419.1	1.48e0	8.74e3	0.238		4.64	4.64	0.00169	0.00812	
7	7 PFOS	498.8 > 80.7		1.03e4	0.238		4.70				
8	8 PFDA	512.8 > 469.0	1.67e1	8.74e3	0.238		4.92	4.95	0.0191	0.0919	
9	9 N-MeFOSAA	569.7 > 419.0		1.33e4	0.238		5.07				
10	10 N-EtFOSAA	583.6 > 419.1		1.33e4	0.238		5.18				
11	11 PFUnA	562.7 > 518.9	3.01e0	8.74e3	0.238		5.16	5.18	0.00344	0.0150	
12	12 PFDoA	612.5 > 319.0		8.74e3	0.238		5.40				
13	13 PFTTrDA	662.4 > 618.7		8.74e3	0.238		5.61				
14	14 PFTeDA	712.2 > 668.4		8.74e3	0.238		5.79				
15	15 13C2-PFHxA	314.8 > 269.9	5.99e3	8.74e3	0.238	0.753	3.43	3.34	6.85	38.2	91.0
16	16 13C2-PFDA	514.8 > 470.0	7.43e3	8.74e3	0.238	1.023	4.87	4.94	8.49	34.8	83.1
17	17 d5-N-EtFOSAA	588.7 > 419.1	1.51e4	1.33e4	0.238	1.264	5.06	5.16	45.7	152	90.3
18	18 13C2-PFOA	414.8 > 370.1	8.74e3	8.74e3	0.238	1.000	4.28	4.27	10.0	41.9	100.0
19	19 13C4-PFOS	502.8 > 80.7	1.03e4	1.03e4	0.238	1.000	4.71	4.70	28.7	120	100.0
20	20 d3-N-MeFOSAA	572.7 > 419.1	1.33e4	1.33e4	0.238	1.000	5.04	5.06	40.0	168	100.0

MMM 7/22/2018

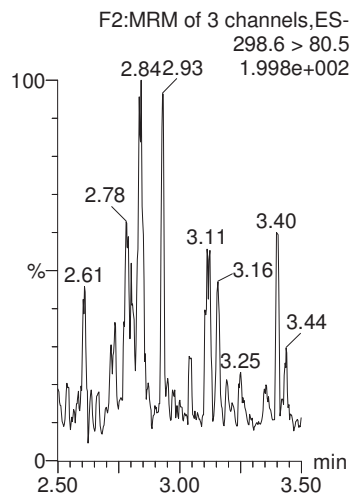
Dataset: X:\G1.PRO\Results\2018\180720G2\180720G2-32.qld

Last Altered: Saturday, July 21, 2018 17:15:34 Pacific Daylight Time  
Printed: Saturday, July 21, 2018 17:16:09 Pacific Daylight Time

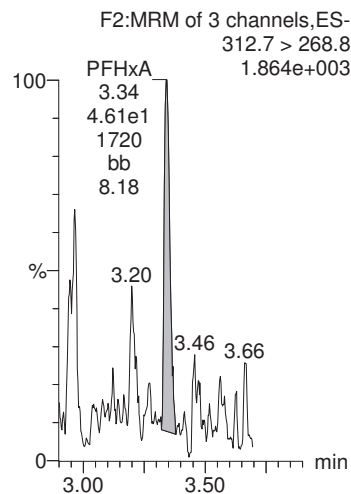
Method: X:\G1.PRO\MethDB\PFAS\_DW\_L14\_0719.mdb 20 Jul 2018 10:54:08  
Calibration: X:\G1.PRO\CurveDB\C18\_537\_Q1\_07-19-18\_L14.cdb 20 Jul 2018 12:31:35

Name: 180720G2\_32, Date: 20-Jul-2018, Time: 22:35:25, ID: 1801762-19 CBD-1RW10-0718 0.23841, Description: CBD-1RW10-0718

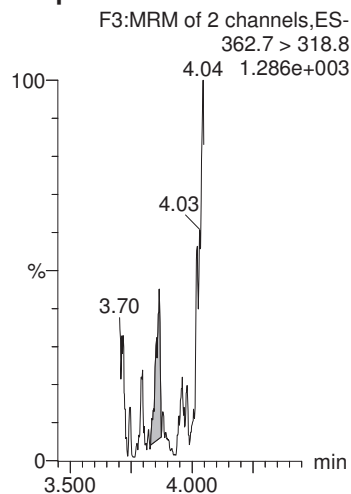
**PFBS**



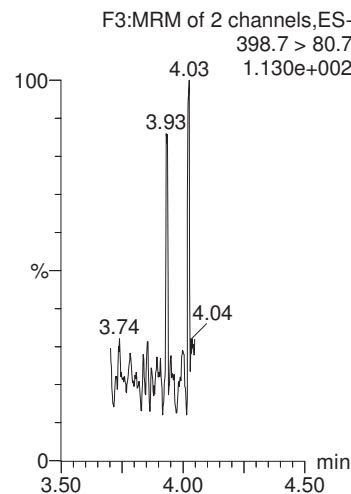
**PFHxA**



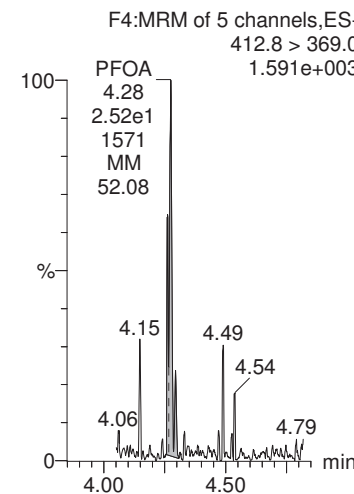
**PFHpA**



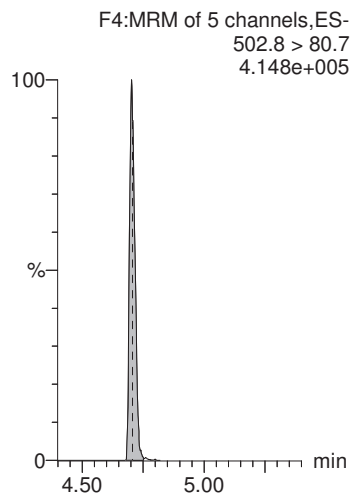
**PFHxS**



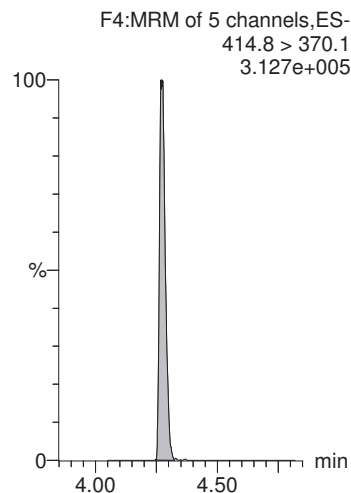
**PFOA**



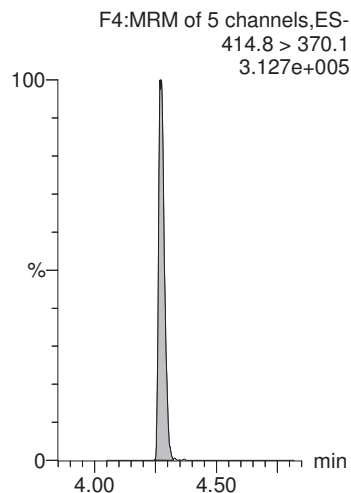
**13C4-PFOS**



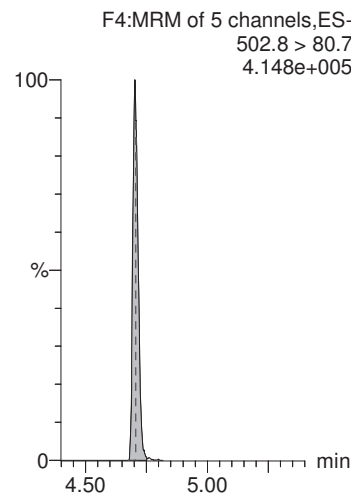
**13C2-PFOA**



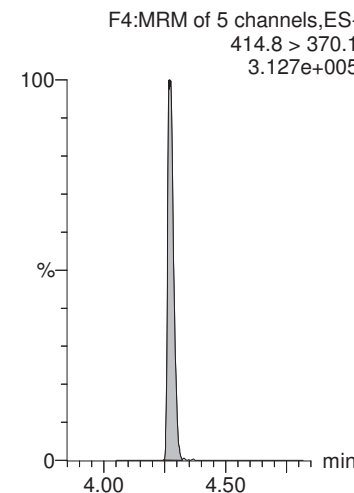
**13C2-PFOA**



**13C4-PFOS**



**13C2-PFOA**



CGH 7/21/2018

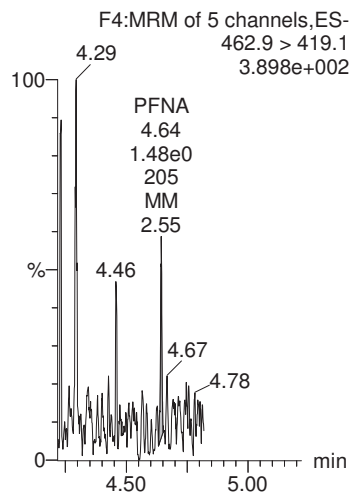
MMM 7/22/2018

Dataset: X:\G1.PRO\Results\2018\180720G2\180720G2-32.qld

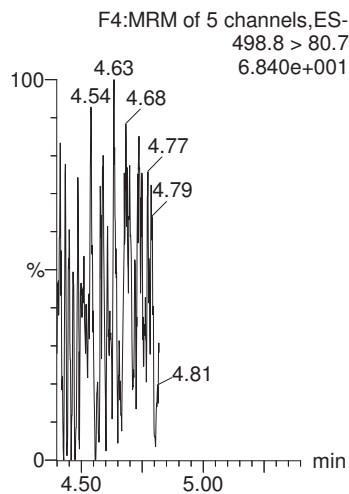
Last Altered: Saturday, July 21, 2018 17:15:34 Pacific Daylight Time  
Printed: Saturday, July 21, 2018 17:16:09 Pacific Daylight Time

Name: 180720G2\_32, Date: 20-Jul-2018, Time: 22:35:25, ID: 1801762-19 CBD-1RW10-0718 0.23841, Description: CBD-1RW10-0718

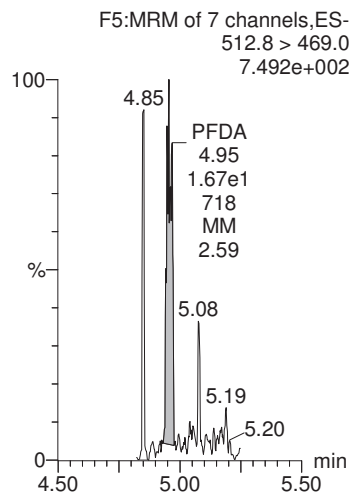
**PFNA**



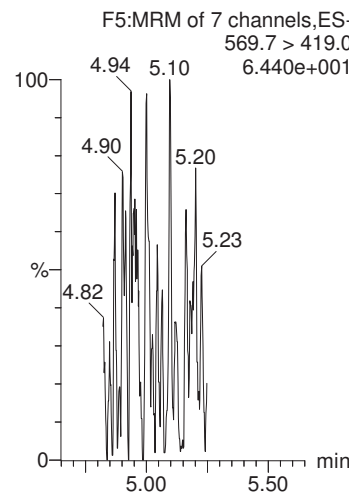
**PFOS**



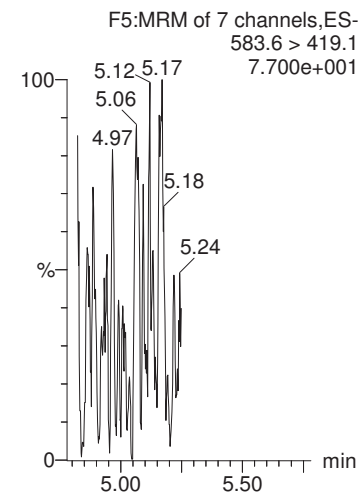
**PFDA**



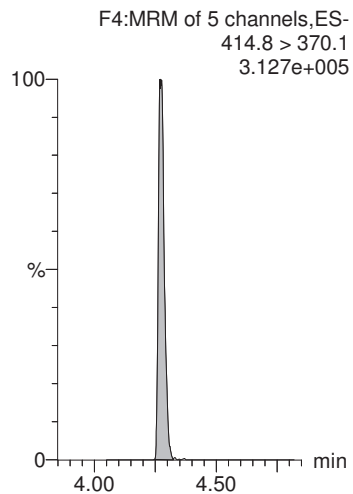
**N-MeFOSAA**



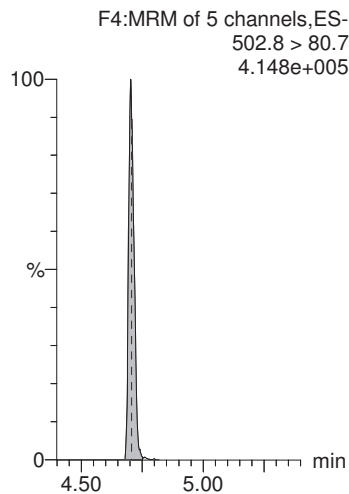
**N-EtFOSAA**



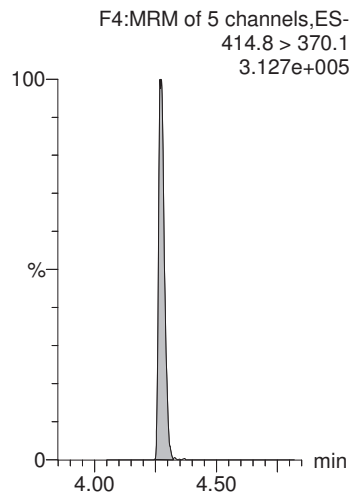
**13C2-PFOA**



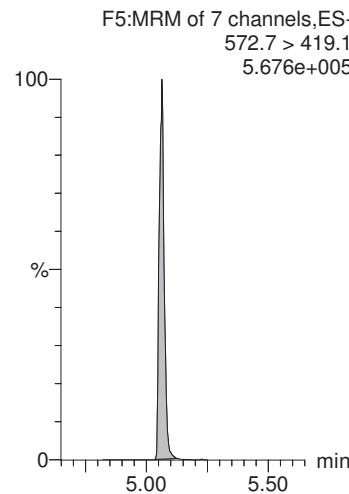
**13C4-PFOS**



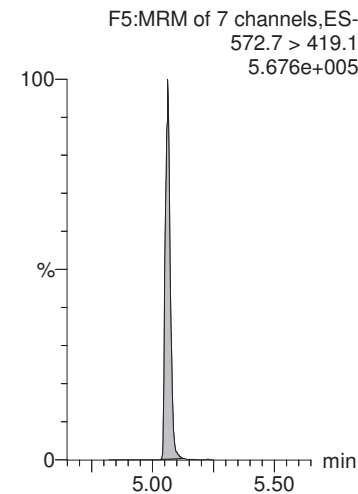
**13C2-PFOA**



**d3-N-MeFOSAA**



**d3-N-MeFOSAA**





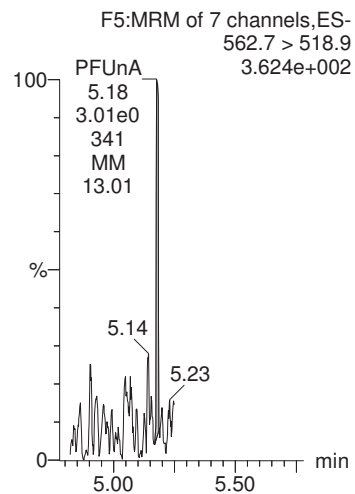
MMM 7/22/2018

Dataset: X:\G1.PRO\Results\2018\180720G2\180720G2-32.qld

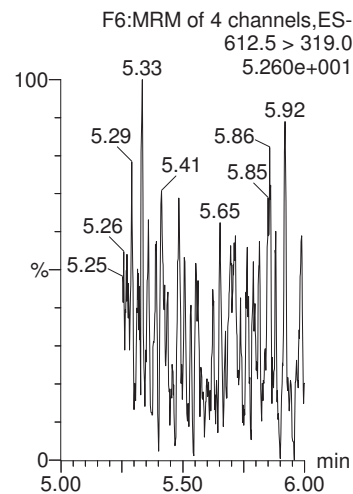
Last Altered: Saturday, July 21, 2018 17:15:34 Pacific Daylight Time  
Printed: Saturday, July 21, 2018 17:16:09 Pacific Daylight Time

Name: 180720G2\_32, Date: 20-Jul-2018, Time: 22:35:25, ID: 1801762-19 CBD-1RW10-0718 0.23841, Description: CBD-1RW10-0718

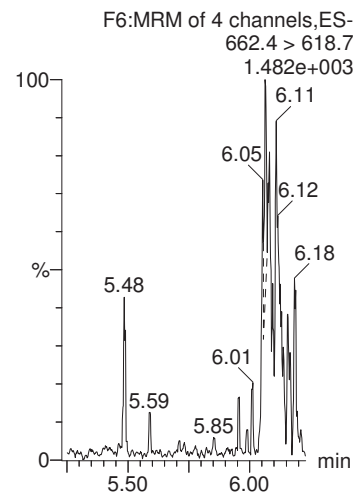
**PFUnA**



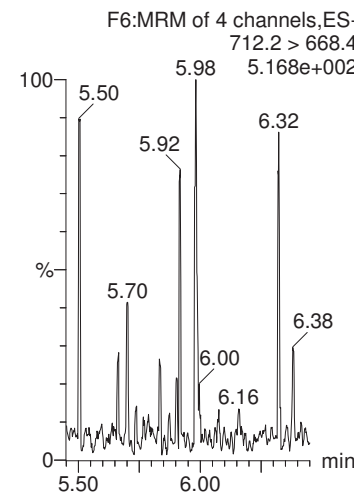
**PFDoA**



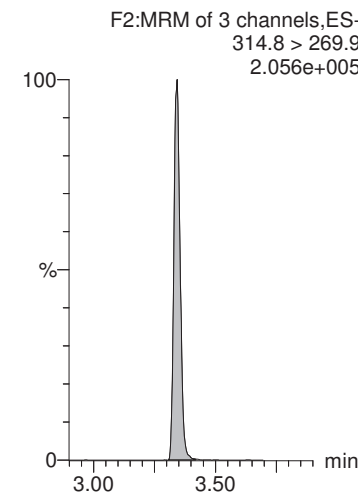
**PFTrDA**



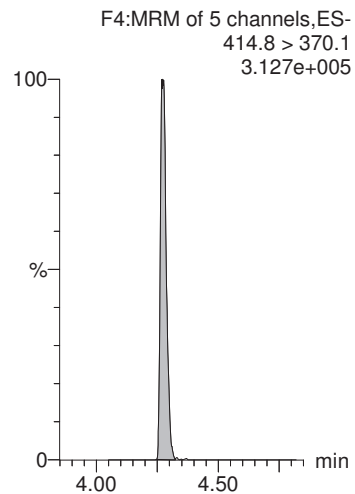
**PFTeDA**



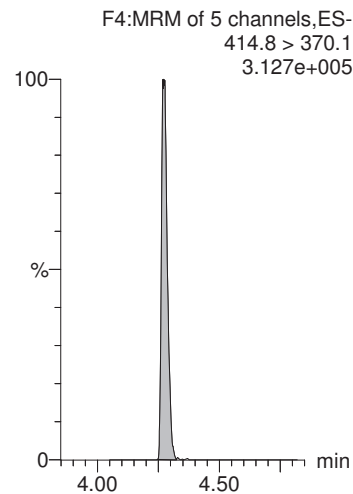
**13C2-PFHxA**



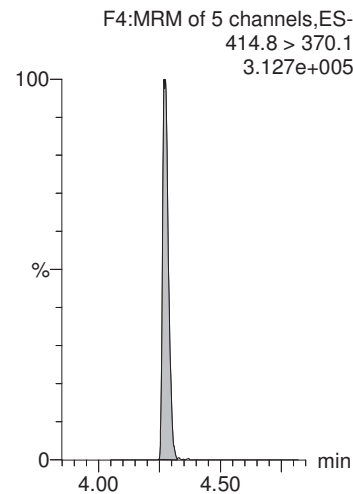
**13C2-PFOA**



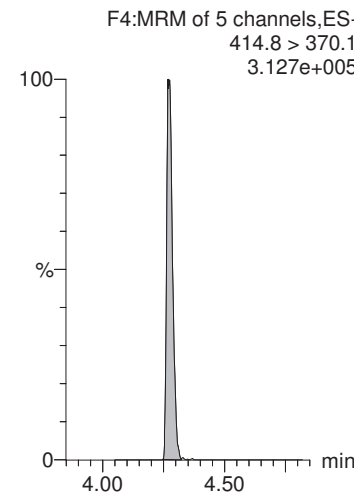
**13C2-PFOA**



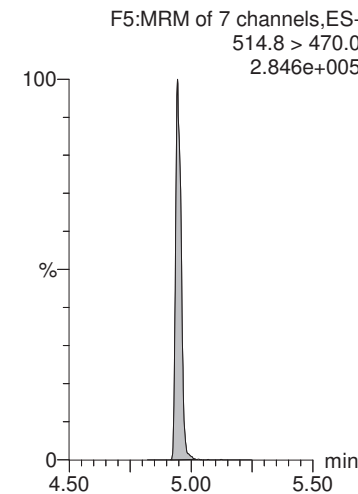
**13C2-PFOA**



**13C2-PFOA**



**13C2-PFDA**



MMM 7/22/2018

Dataset: X:\G1.PRO\Results\2018\180720G2\180720G2-32.qld

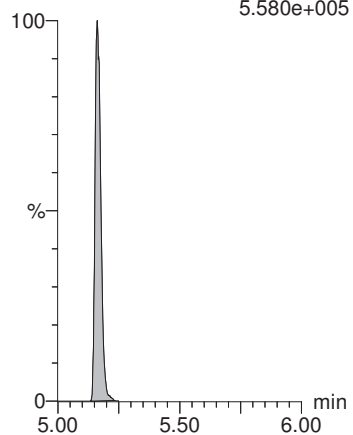
Last Altered: Saturday, July 21, 2018 17:15:34 Pacific Daylight Time

Printed: Saturday, July 21, 2018 17:16:09 Pacific Daylight Time

Name: 180720G2\_32, Date: 20-Jul-2018, Time: 22:35:25, ID: 1801762-19 CBD-1RW10-0718 0.23841, Description: CBD-1RW10-0718

**d5-N-EtFOSAA**

F5:MRM of 7 channels,ES-  
588.7 > 419.1  
5.580e+005



MMM 7/22/2018

Dataset: X:\G1.PRO\Results\2018\180720G2\180720G2-12.qld

Last Altered: Saturday, July 21, 2018 15:40:30 Pacific Daylight Time

Printed: Saturday, July 21, 2018 15:41:17 Pacific Daylight Time

Method: X:\G1.PRO\MethDB\PFAS\_DW\_L14\_0719.mdb 20 Jul 2018 10:54:08

Calibration: X:\G1.PRO\CurveDB\C18\_537\_Q1\_07-19-18\_L14.cdb 20 Jul 2018 12:31:35

Name: 180720G2\_12, Date: 20-Jul-2018, Time: 18:19:08, ID: B8G0137-MS1 LFSM 0.23526, Description: LFSM

	# Name	Trace	Area	IS Area	Wt./Vol.	RRF	Pred.RT	RT	y Axis Resp.	Conc.	%Rec
1	1 PFBS	298.6 > 80.5	7.39e3	1.16e4	0.235		2.96	2.96	18.3	81.7	
2	2 PFHxA	312.7 > 268.8	1.48e4	9.40e3	0.235		3.34	3.34	15.8	82.4	
3	3 PFHpA	362.7 > 318.8	1.66e4	9.40e3	0.235		3.85	3.86	17.6	85.6	
4	4 PFHxS	398.7 > 80.7	8.71e3	1.16e4	0.235		3.98	3.98	21.6	81.2	
5	5 PFOA	412.8 > 369.0	1.47e4	9.40e3	0.235		4.27	4.27	15.7	91.5	
6	6 PFNA	462.9 > 419.1	1.47e4	9.40e3	0.235		4.64	4.63	15.6	76.1	
7	7 PFOS	498.8 > 80.7	2.65e3	1.16e4	0.235		4.70	4.70	6.56	75.5	
8	8 PFDA	512.8 > 469.0	1.49e4	9.40e3	0.235		4.92	4.94	15.8	77.2	
9	9 N-MeFOSAA	569.7 > 419.0	8.35e3	1.43e4	0.235		5.06	5.06	23.4	86.1	
10	10 N-EtFOSAA	583.6 > 419.1	6.92e3	1.43e4	0.235		5.18	5.17	19.4	82.8	
11	11 PFUnA	562.7 > 518.9	1.65e4	9.40e3	0.235		5.16	5.18	17.5	77.6	
12	12 PFDoA	612.5 > 319.0	2.38e3	9.40e3	0.235		5.40	5.40	2.54	73.4	
13	13 PFTTrDA	662.4 > 618.7	1.48e4	9.40e3	0.235		5.61	5.61	15.7	74.1	
14	14 PFTeDA	712.2 > 668.4	1.47e4	9.40e3	0.235		5.79	5.80	15.6	71.6	
15	15 13C2-PFHxA	314.8 > 269.9	6.77e3	9.40e3	0.235	0.753	3.43	3.34	7.20	40.7	95.7
16	16 13C2-PFDA	514.8 > 470.0	8.80e3	9.40e3	0.235	1.023	4.87	4.94	9.37	38.9	91.6
17	17 d5-N-EtFOSAA	588.7 > 419.1	1.50e4	1.43e4	0.235	1.264	5.06	5.16	42.1	142	83.3
18	18 13C2-PFOA	414.8 > 370.1	9.40e3	9.40e3	0.235	1.000	4.28	4.27	10.0	42.5	100.0
19	19 13C4-PFOS	502.8 > 80.7	1.16e4	1.16e4	0.235	1.000	4.71	4.70	28.7	122	100.0
20	20 d3-N-MeFOSAA	572.7 > 419.1	1.43e4	1.43e4	0.235	1.000	5.04	5.06	40.0	170	100.0

MMM 7/22/2018

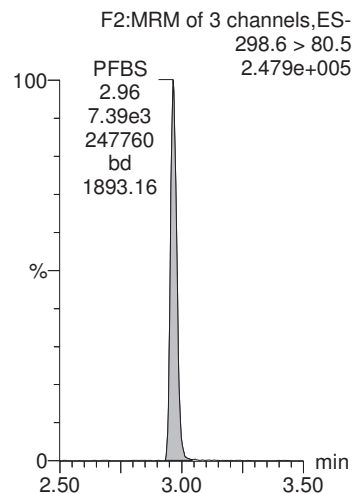
Dataset: X:\G1.PRO\Results\2018\180720G2\180720G2-12.qld

Last Altered: Saturday, July 21, 2018 15:40:30 Pacific Daylight Time  
Printed: Saturday, July 21, 2018 15:41:17 Pacific Daylight Time

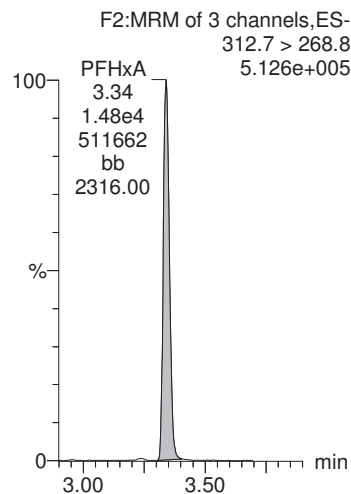
Method: X:\G1.PRO\MethDB\PFAS\_DW\_L14\_0719.mdb 20 Jul 2018 10:54:08  
Calibration: X:\G1.PRO\CurveDB\C18\_537\_Q1\_07-19-18\_L14.cdb 20 Jul 2018 12:31:35

Name: 180720G2\_12, Date: 20-Jul-2018, Time: 18:19:08, ID: B8G0137-MS1 LFSM 0.23526, Description: LFSM

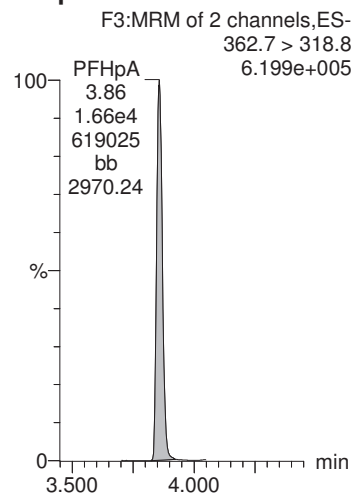
**PFBS**



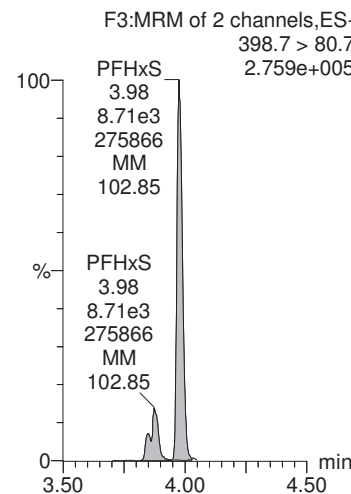
**PFHxA**



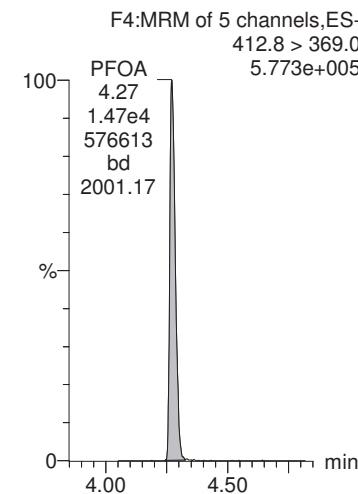
**PFHpA**



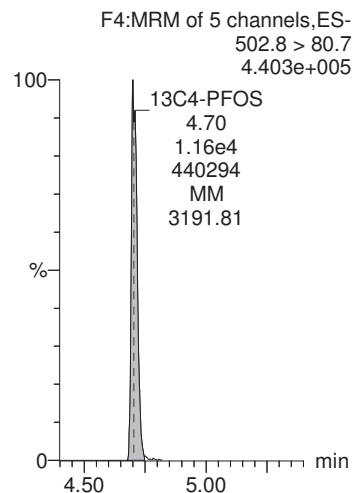
**PFHxS**



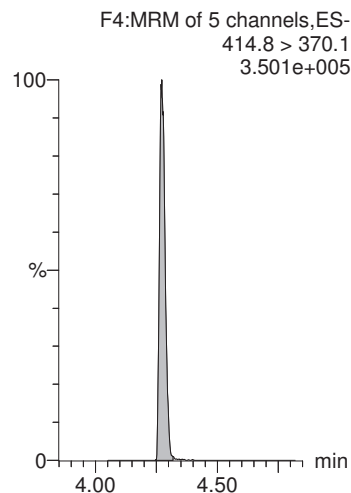
**PFOA**



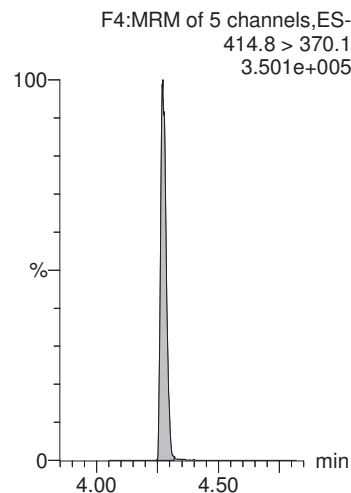
**13C4-PFOS**



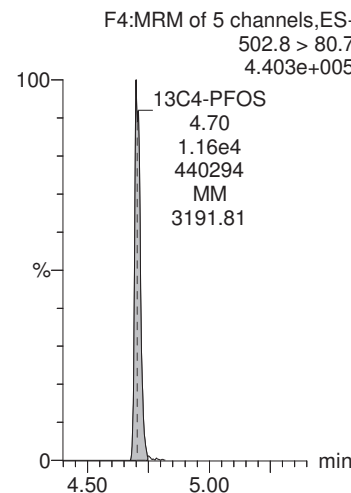
**13C2-PFOA**



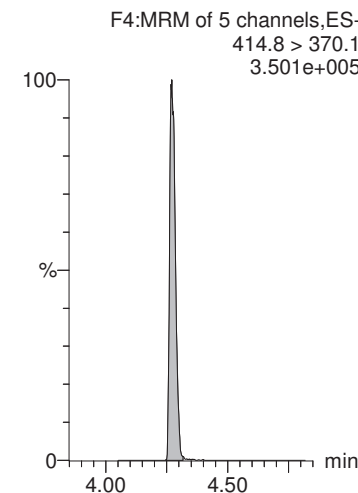
**13C2-PFOA**



**13C4-PFOS**



**13C2-PFOA**



CGH 7/21/2018

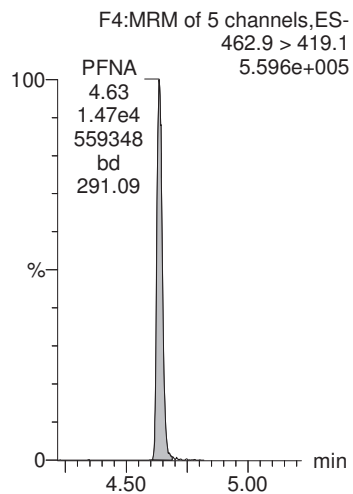
MMM 7/22/2018

Dataset: X:\G1.PRO\Results\2018\180720G2\180720G2-12.qld

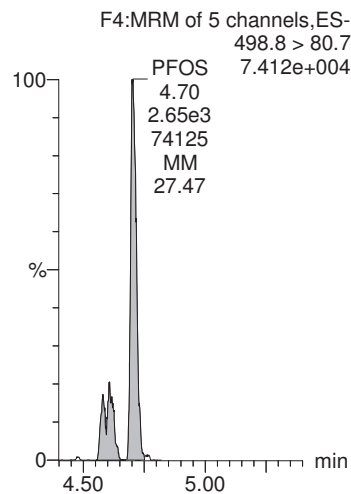
Last Altered: Saturday, July 21, 2018 15:40:30 Pacific Daylight Time  
Printed: Saturday, July 21, 2018 15:41:17 Pacific Daylight Time

Name: 180720G2\_12, Date: 20-Jul-2018, Time: 18:19:08, ID: B8G0137-MS1 LFSM 0.23526, Description: LFSM

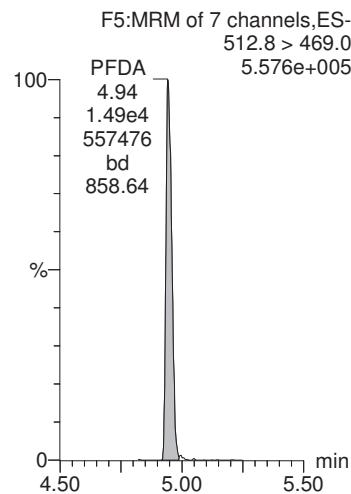
**PFNA**



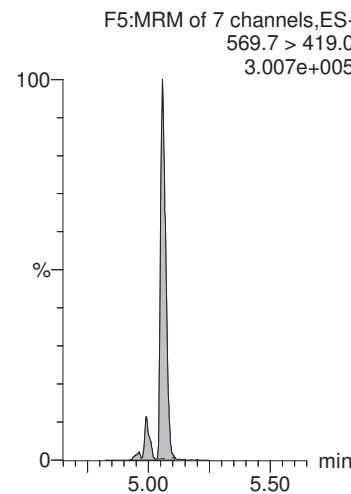
**PFOS**



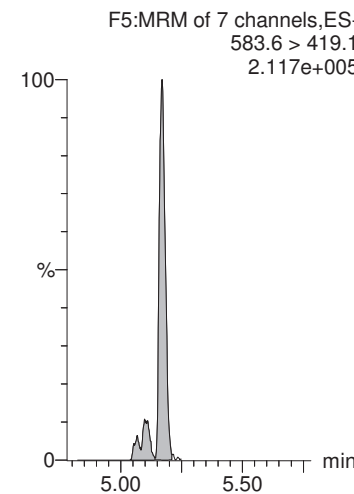
**PFDA**



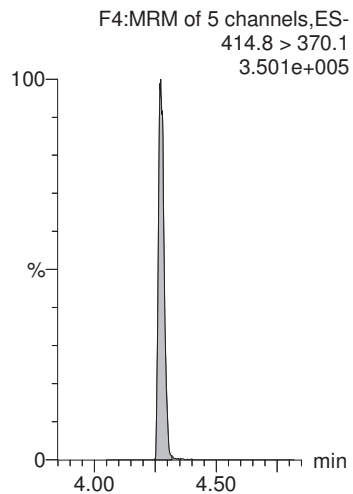
**N-MeFOSAA**



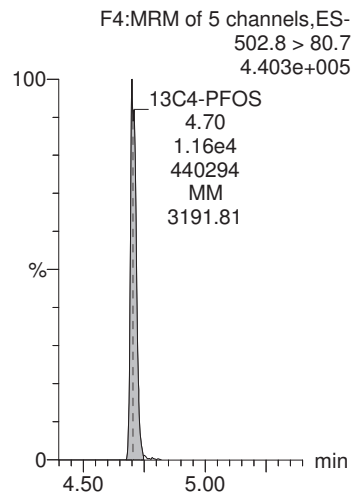
**N-EtFOSAA**



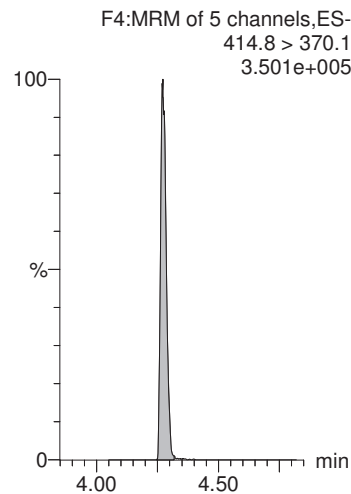
**13C2-PFOA**



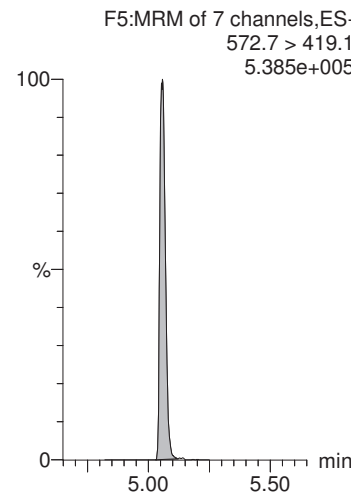
**13C4-PFOS**



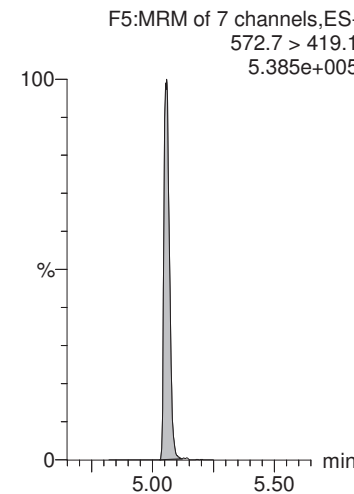
**13C2-PFOA**



**d3-N-MeFOSAA**



**d3-N-MeFOSAA**



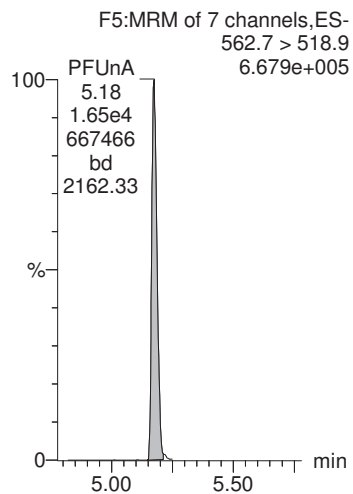
MMM 7/22/2018

Dataset: X:\G1.PRO\Results\2018\180720G2\180720G2-12.qld

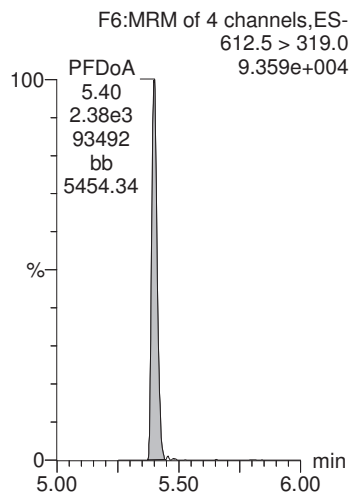
Last Altered: Saturday, July 21, 2018 15:40:30 Pacific Daylight Time  
Printed: Saturday, July 21, 2018 15:41:17 Pacific Daylight Time

Name: 180720G2\_12, Date: 20-Jul-2018, Time: 18:19:08, ID: B8G0137-MS1 LFSM 0.23526, Description: LFSM

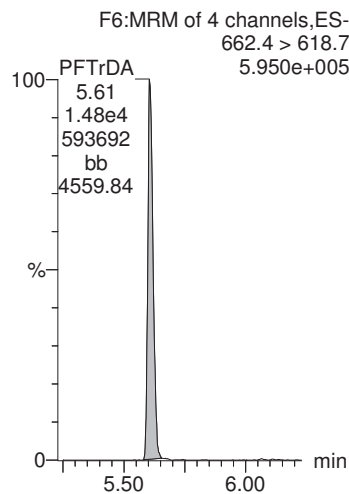
**PFUnA**



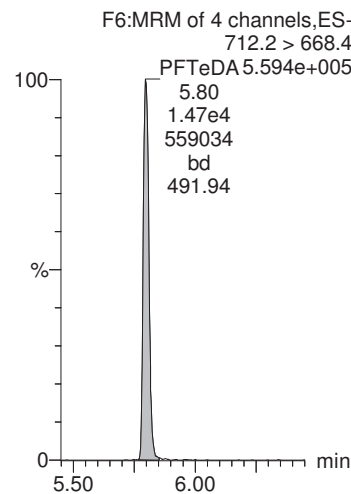
**PFDaA**



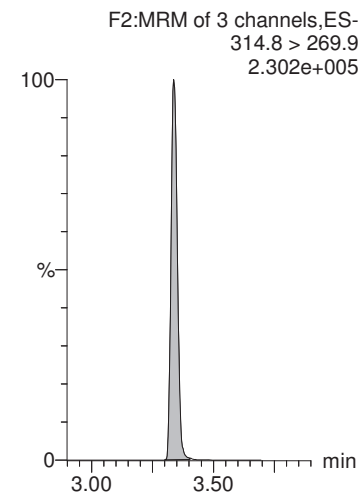
**PFTrDA**



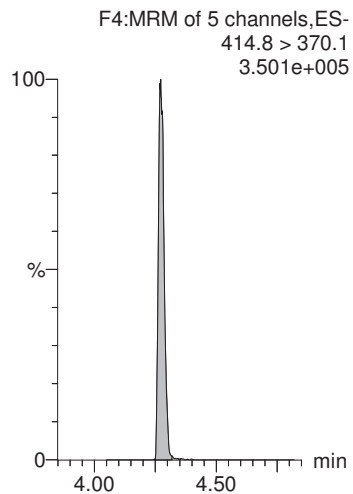
**PFTeDA**



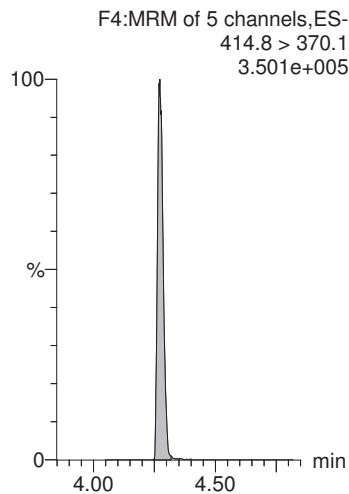
**13C2-PFHxA**



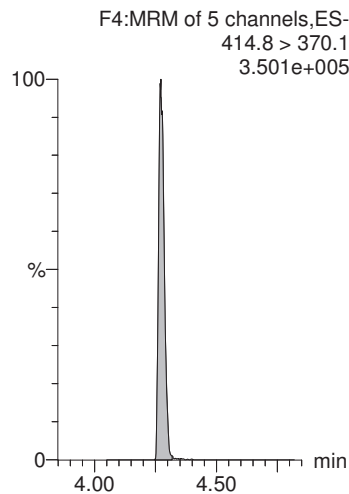
**13C2-PFOA**



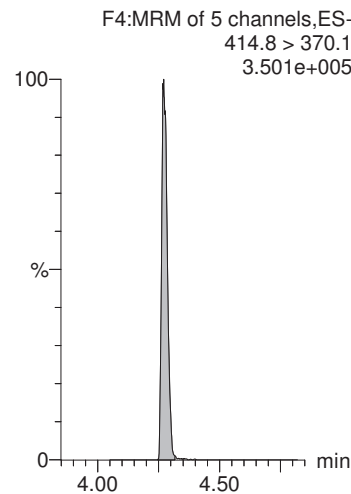
**13C2-PFOA**



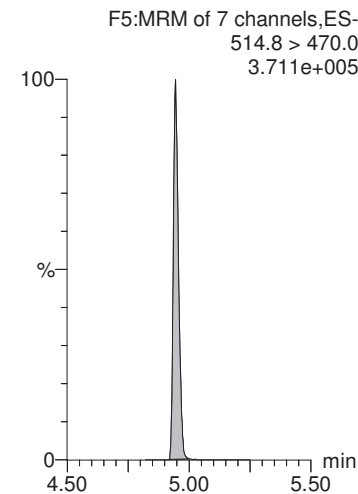
**13C2-PFOA**



**13C2-PFOA**



**13C2-PFDA**



MMM 7/22/2018

Dataset: X:\G1.PRO\Results\2018\180720G2\180720G2-12.qld

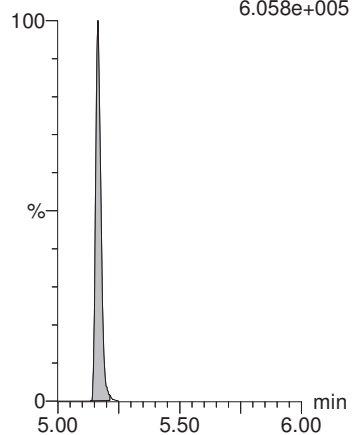
Last Altered: Saturday, July 21, 2018 15:40:30 Pacific Daylight Time

Printed: Saturday, July 21, 2018 15:41:17 Pacific Daylight Time

Name: 180720G2\_12, Date: 20-Jul-2018, Time: 18:19:08, ID: B8G0137-MS1 LFSM 0.23526, Description: LFSM

**d5-N-EtFOSAA**

F5:MRM of 7 channels,ES-  
588.7 > 419.1  
6.058e+005



MMM 7/23/2018

Dataset: X:\G1.PRO\Results\2018\180720G2\180720G2-13.qld

Last Altered: Saturday, July 21, 2018 15:44:00 Pacific Daylight Time

Printed: Saturday, July 21, 2018 15:44:45 Pacific Daylight Time

Method: X:\G1.PRO\MethDB\PFAS\_DW\_L14\_0719.mdb 20 Jul 2018 10:54:08

Calibration: X:\G1.PRO\CurveDB\C18\_537\_Q1\_07-19-18\_L14.cdb 20 Jul 2018 12:31:35

Name: 180720G2\_13, Date: 20-Jul-2018, Time: 18:31:53, ID: B8G0137-MSD1 LFSMD 0.24884, Description: LFSMD

	# Name	Trace	Area	IS Area	Wt./Vol.	RRF	Pred.RT	RT	y Axis Resp.	Conc.	%Rec
1	1 PFBS	298.6 > 80.5	6.78e3	9.98e3	0.249		2.96	2.96	19.5	82.4	
2	2 PFHxA	312.7 > 268.8	1.36e4	8.33e3	0.249		3.34	3.34	16.4	80.8	
3	3 PFHpA	362.7 > 318.8	1.49e4	8.33e3	0.249		3.85	3.86	17.8	81.7	
4	4 PFHxS	398.7 > 80.7	7.71e3	9.98e3	0.249		3.98	3.98	22.2	78.9	
5	5 PFOA	412.8 > 369.0	1.21e4	8.33e3	0.249		4.28	4.27	14.5	79.9	
6	6 PFNA	462.9 > 419.1	1.33e4	8.33e3	0.249		4.64	4.64	16.0	73.6	
7	7 PFOS	498.8 > 80.7	2.44e3	9.98e3	0.249		4.70	4.70	7.01	76.2	
8	8 PFDA	512.8 > 469.0	1.27e4	8.33e3	0.249		4.92	4.94	15.3	70.4	
9	9 N-MeFOSAA	569.7 > 419.0	7.40e3	1.35e4	0.249		5.06	5.06	21.9	76.0	
10	10 N-EtFOSAA	583.6 > 419.1	5.73e3	1.35e4	0.249		5.18	5.17	16.9	68.3	
11	11 PFUnA	562.7 > 518.9	1.56e4	8.33e3	0.249		5.16	5.17	18.7	78.3	
12	12 PFDoA	612.5 > 319.0	2.24e3	8.33e3	0.249		5.40	5.40	2.69	73.5	
13	13 PFTTrDA	662.4 > 618.7	1.37e4	8.33e3	0.249		5.61	5.61	16.5	73.5	
14	14 PFTeDA	712.2 > 668.4	1.44e4	8.33e3	0.249		5.80	5.80	17.3	74.9	
15	15 13C2-PFHxA	314.8 > 269.9	6.15e3	8.33e3	0.249	0.753	3.43	3.34	7.38	39.4	98.0
16	16 13C2-PFDA	514.8 > 470.0	7.90e3	8.33e3	0.249	1.023	4.87	4.95	9.48	37.3	92.8
17	17 d5-N-EtFOSAA	588.7 > 419.1	1.33e4	1.35e4	0.249	1.264	5.06	5.16	39.2	125	77.6
18	18 13C2-PFOA	414.8 > 370.1	8.33e3	8.33e3	0.249	1.000	4.28	4.27	10.0	40.2	100.0
19	19 13C4-PFOS	502.8 > 80.7	9.98e3	9.98e3	0.249	1.000	4.71	4.70	28.7	115	100.0
20	20 d3-N-MeFOSAA	572.7 > 419.1	1.35e4	1.35e4	0.249	1.000	5.04	5.06	40.0	161	100.0



MMM 7/23/2018

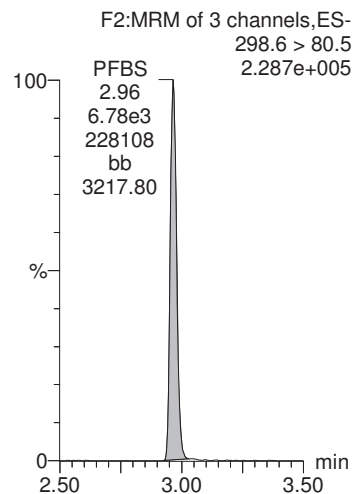
Dataset: X:\G1.PRO\Results\2018\180720G2\180720G2-13.qld

Last Altered: Saturday, July 21, 2018 15:44:00 Pacific Daylight Time  
Printed: Saturday, July 21, 2018 15:44:45 Pacific Daylight Time

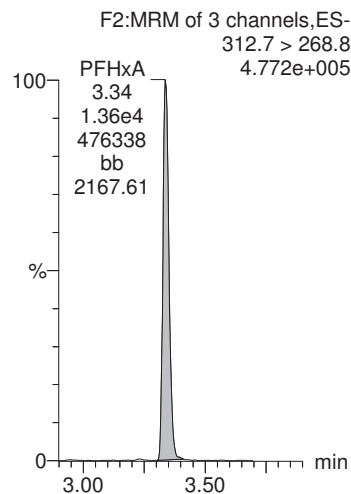
Method: X:\G1.PRO\MethDB\PFAS\_DW\_L14\_0719.mdb 20 Jul 2018 10:54:08  
Calibration: X:\G1.PRO\CurveDB\C18\_537\_Q1\_07-19-18\_L14.cdb 20 Jul 2018 12:31:35

Name: 180720G2\_13, Date: 20-Jul-2018, Time: 18:31:53, ID: B8G0137-MSD1 LFSMD 0.24884, Description: LFSMD

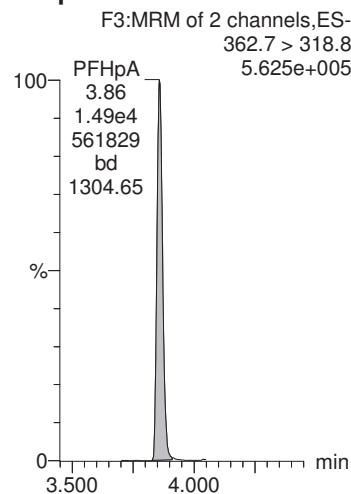
**PFBS**



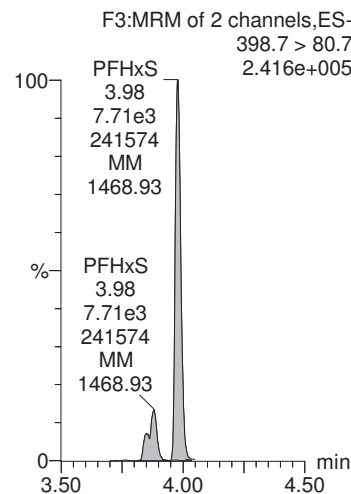
**PFHxA**



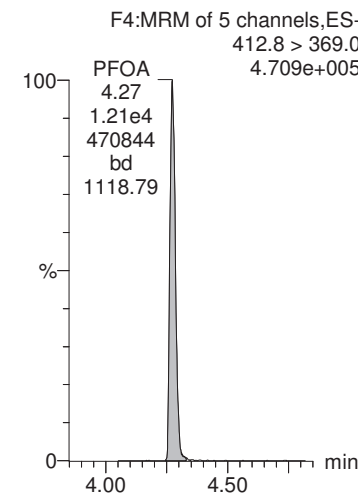
**PFHpA**



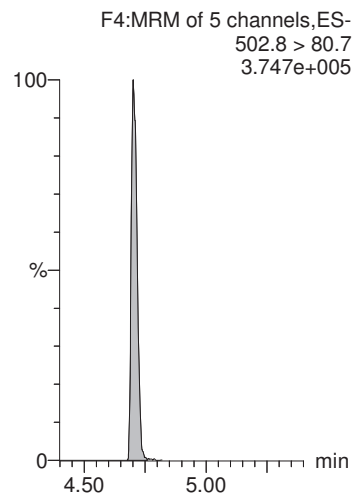
**PFHxS**



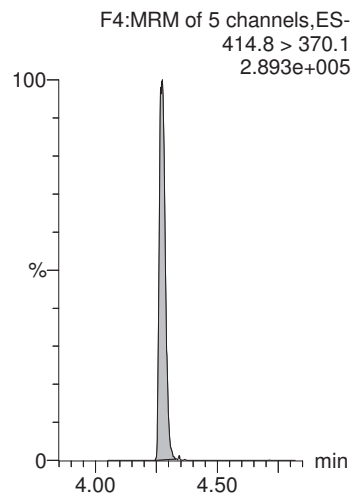
**PFOA**



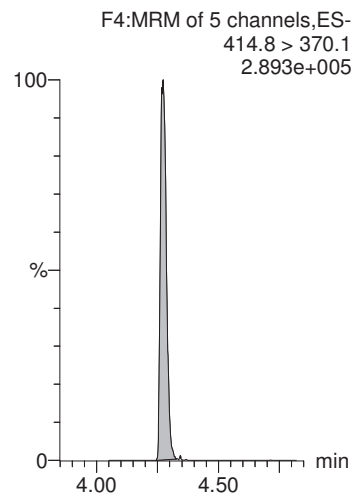
**13C4-PFOS**



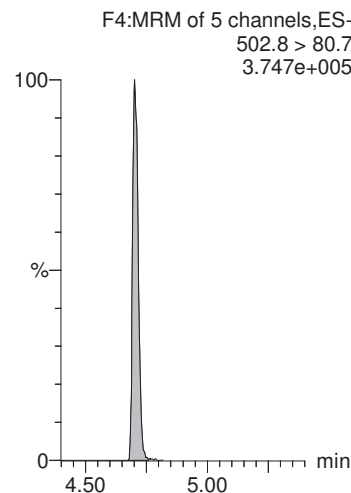
**13C2-PFOA**



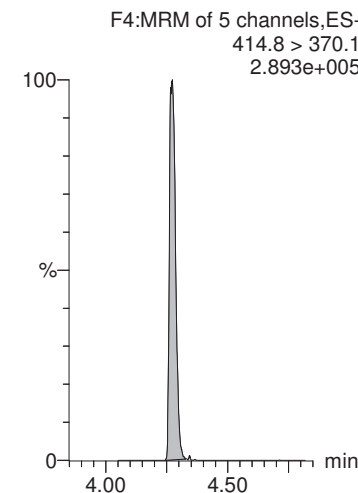
**13C2-PFOA**



**13C4-PFOS**



**13C2-PFOA**



CGH 7/21/2018

MMM 7/23/2018

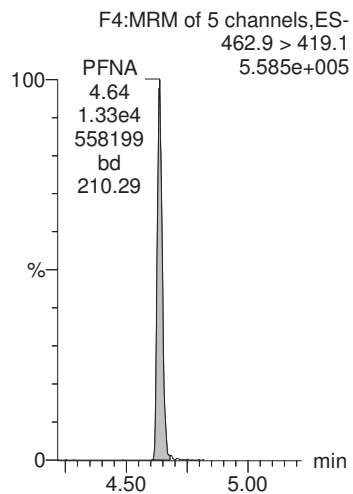
Dataset: X:\G1.PRO\Results\2018\180720G2\180720G2-13.qld

Last Altered: Saturday, July 21, 2018 15:44:00 Pacific Daylight Time

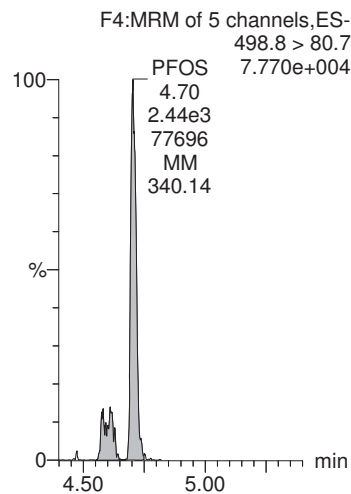
Printed: Saturday, July 21, 2018 15:44:45 Pacific Daylight Time

Name: 180720G2\_13, Date: 20-Jul-2018, Time: 18:31:53, ID: B8G0137-MSD1 LFSMD 0.24884, Description: LFSMD

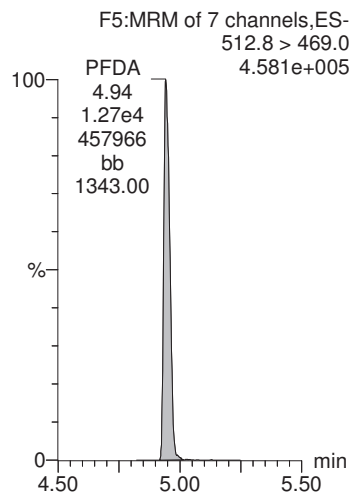
**PFNA**



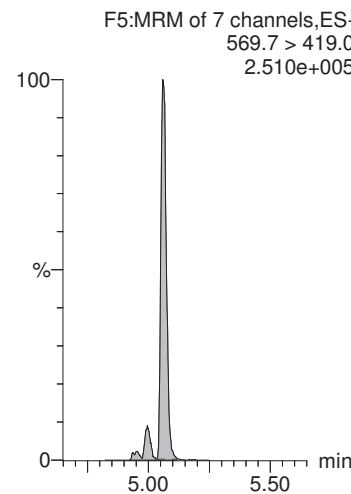
**PFOS**



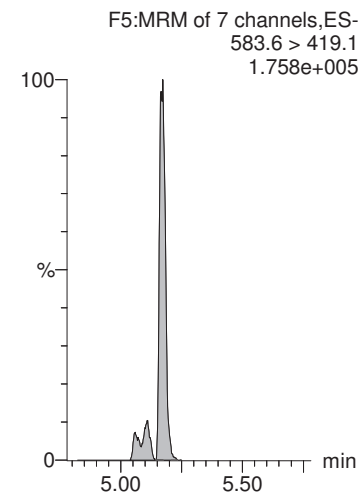
**PFDA**



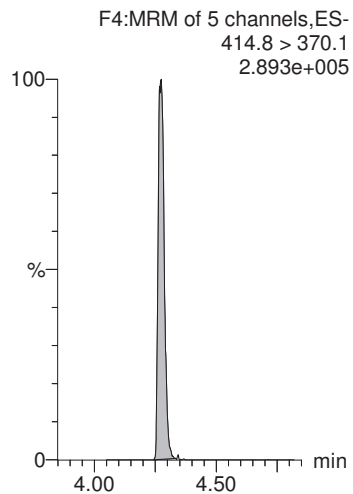
**N-MeFOSAA**



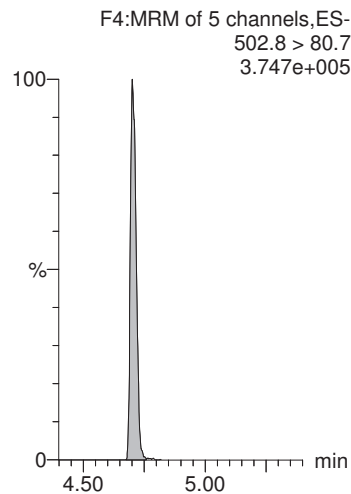
**N-EtFOSAA**



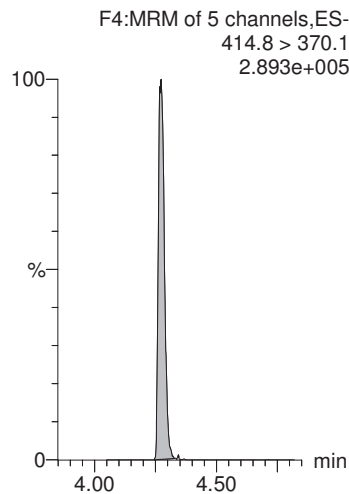
**13C2-PFOA**



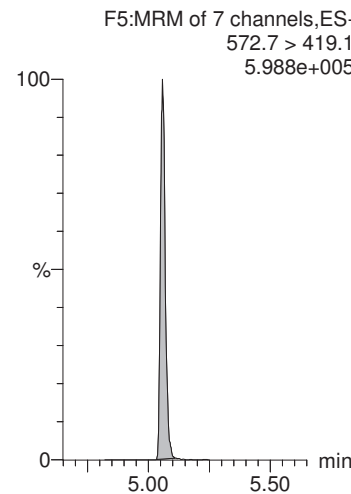
**13C4-PFOS**



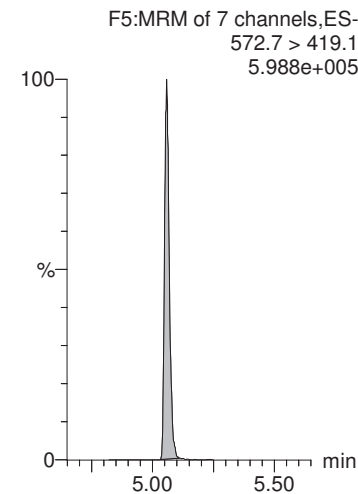
**13C2-PFOA**



**d3-N-MeFOSAA**



**d3-N-MeFOSAA**



MMM 7/23/2018

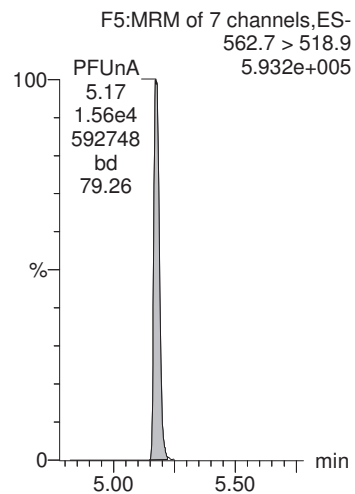
Dataset: X:\G1.PRO\Results\2018\180720G2\180720G2-13.qld

Last Altered: Saturday, July 21, 2018 15:44:00 Pacific Daylight Time

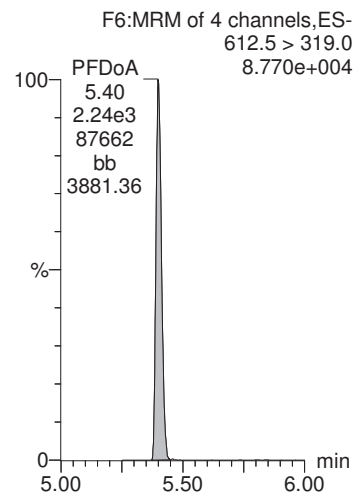
Printed: Saturday, July 21, 2018 15:44:45 Pacific Daylight Time

Name: 180720G2\_13, Date: 20-Jul-2018, Time: 18:31:53, ID: B8G0137-MSD1 LFSMD 0.24884, Description: LFSMD

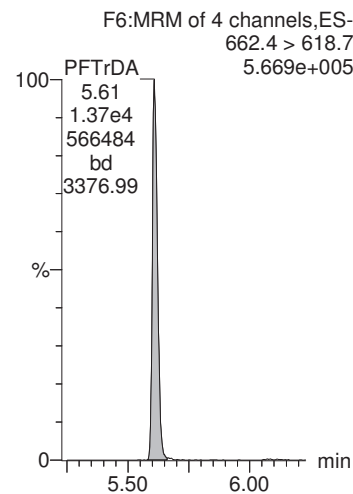
**PFUnA**



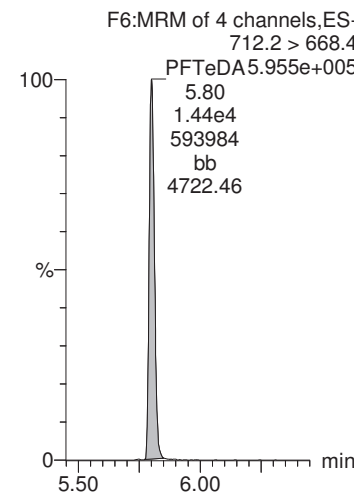
**PFDoA**



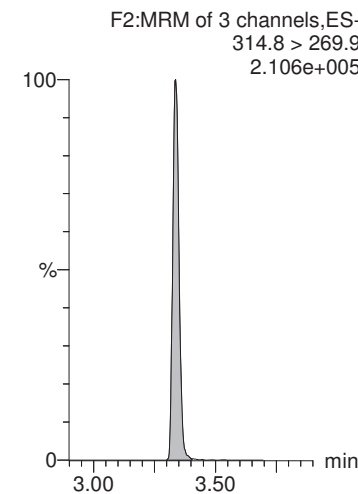
**PFTrDA**



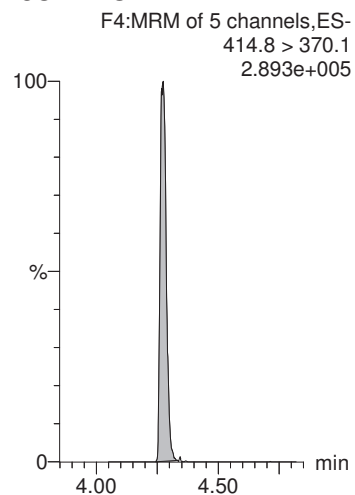
**PFTeDA**



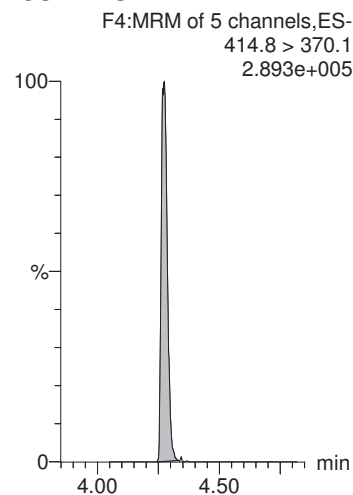
**13C2-PFHxA**



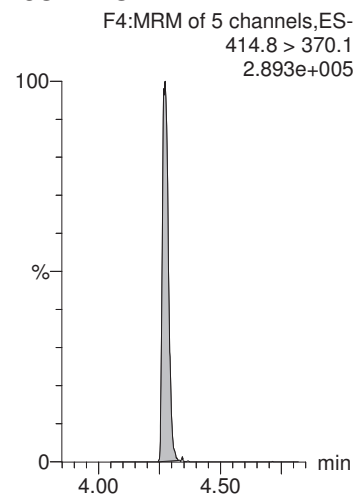
**13C2-PFOA**



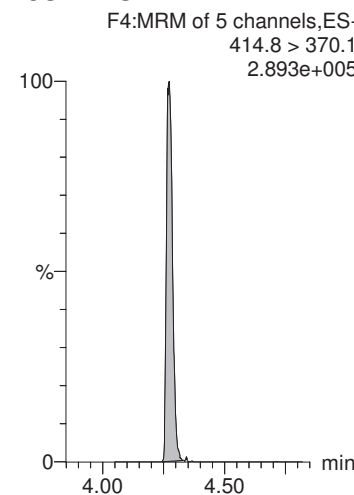
**13C2-PFOA**



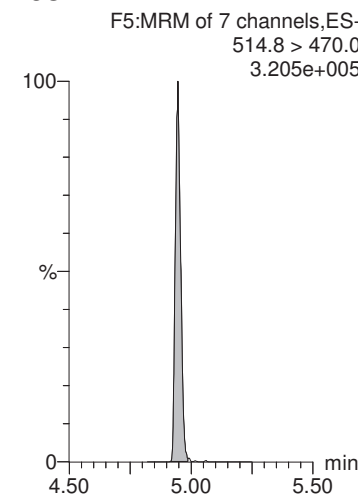
**13C2-PFOA**



**13C2-PFOA**



**13C2-PFDA**



MMM 7/23/2018

Dataset: X:\G1.PRO\Results\2018\180720G2\180720G2-13.qld

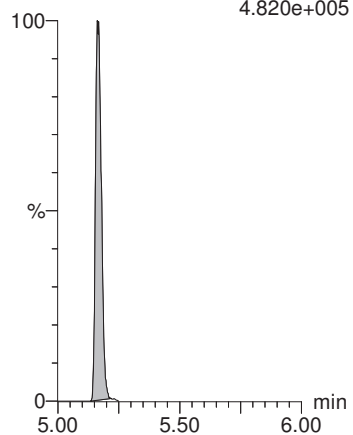
Last Altered: Saturday, July 21, 2018 15:44:00 Pacific Daylight Time

Printed: Saturday, July 21, 2018 15:44:45 Pacific Daylight Time

Name: 180720G2\_13, Date: 20-Jul-2018, Time: 18:31:53, ID: B8G0137-MSD1 LFSMD 0.24884, Description: LFSMD

**d5-N-EtFOSAA**

F5:MRM of 7 channels,ES-  
588.7 > 419.1  
4.820e+005



MMM 7/22/2018

Dataset: X:\G1.PRO\Results\2018\180720G2\180720G2-33.qld

Last Altered: Saturday, July 21, 2018 17:17:30 Pacific Daylight Time

Printed: Saturday, July 21, 2018 17:18:14 Pacific Daylight Time

Method: X:\G1.PRO\MethDB\PFAS\_DW\_L14\_0719.mdb 20 Jul 2018 10:54:08

Calibration: X:\G1.PRO\CurveDB\C18\_537\_Q1\_07-19-18\_L14.cdb 20 Jul 2018 12:31:35

Name: 180720G2\_33, Date: 20-Jul-2018, Time: 22:48:13, ID: 1801762-20 CBD-1FB10-0718 0.24465, Description: CBD-1FB10-0718

	# Name	Trace	Area	IS Area	Wt./Vol.	RRF	Pred.RT	RT	y Axis Resp.	Conc.	%Rec
1	1 PFBS	298.6 > 80.5		1.11e4	0.245		2.96				
2	2 PFHxA	312.7 > 268.8	4.99e1	9.67e3	0.245		3.34	3.35	0.0517	0.260	
3	3 PFHpA	362.7 > 318.8		9.67e3	0.245		3.85				
4	4 PFHxS	398.7 > 80.7		1.11e4	0.245		3.99				
5	5 PFOA	412.8 > 369.0	1.68e1	9.67e3	0.245		4.28	4.28	0.0173	0.0972	
6	6 PFNA	462.9 > 419.1		9.67e3	0.245		4.64				
7	7 PFOS	498.8 > 80.7		1.11e4	0.245		4.70				
8	8 PFDA	512.8 > 469.0	2.50e1	9.67e3	0.245		4.92	4.97	0.0258	0.121	
9	9 N-MeFOSAA	569.7 > 419.0		1.47e4	0.245		5.07				
10	10 N-EtFOSAA	583.6 > 419.1		1.47e4	0.245		5.18				
11	11 PFUnA	562.7 > 518.9		9.67e3	0.245		5.16				
12	12 PFDoA	612.5 > 319.0		9.67e3	0.245		5.40				
13	13 PFTrDA	662.4 > 618.7		9.67e3	0.245		5.61				
14	14 PFTeDA	712.2 > 668.4		9.67e3	0.245		5.80				
15	15 13C2-PFHxA	314.8 > 269.9	6.54e3	9.67e3	0.245	0.753	3.43	3.34	6.77	36.7	89.9
16	16 13C2-PFDA	514.8 > 470.0	8.22e3	9.67e3	0.245	1.023	4.87	4.95	8.50	34.0	83.2
17	17 d5-N-EtFOSAA	588.7 > 419.1	1.64e4	1.47e4	0.245	1.264	5.06	5.17	44.6	144	88.2
18	18 13C2-PFOA	414.8 > 370.1	9.67e3	9.67e3	0.245	1.000	4.28	4.28	10.0	40.9	100.0
19	19 13C4-PFOS	502.8 > 80.7	1.11e4	1.11e4	0.245	1.000	4.71	4.71	28.7	117	100.0
20	20 d3-N-MeFOSAA	572.7 > 419.1	1.47e4	1.47e4	0.245	1.000	5.04	5.06	40.0	163	100.0

MMM 7/22/2018

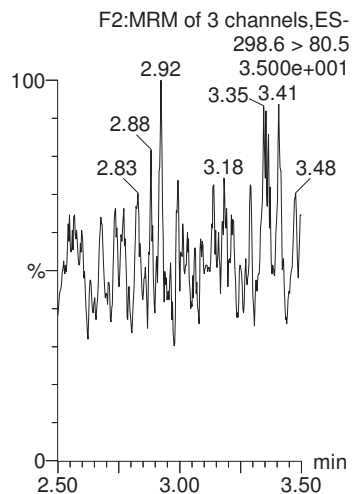
Dataset: X:\G1.PRO\Results\2018\180720G2\180720G2-33.qld

Last Altered: Saturday, July 21, 2018 17:17:30 Pacific Daylight Time  
Printed: Saturday, July 21, 2018 17:18:14 Pacific Daylight Time

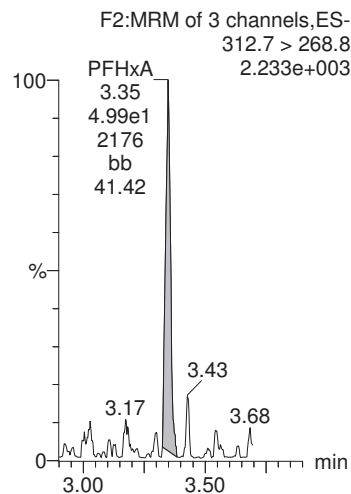
Method: X:\G1.PRO\MethDB\PFAS\_DW\_L14\_0719.mdb 20 Jul 2018 10:54:08  
Calibration: X:\G1.PRO\CurveDB\C18\_537\_Q1\_07-19-18\_L14.cdb 20 Jul 2018 12:31:35

Name: 180720G2\_33, Date: 20-Jul-2018, Time: 22:48:13, ID: 1801762-20 CBD-1FB10-0718 0.24465, Description: CBD-1FB10-0718

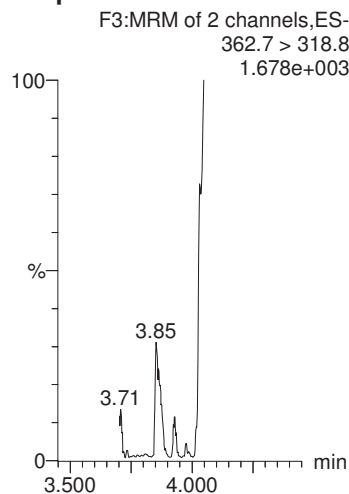
**PFBS**



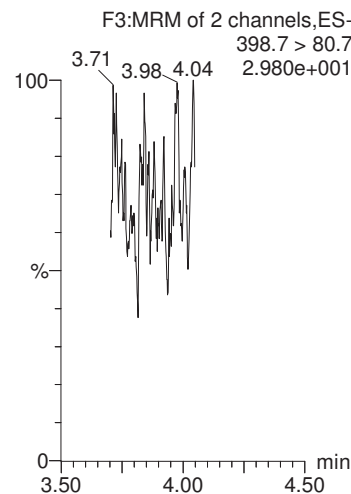
**PFHxA**



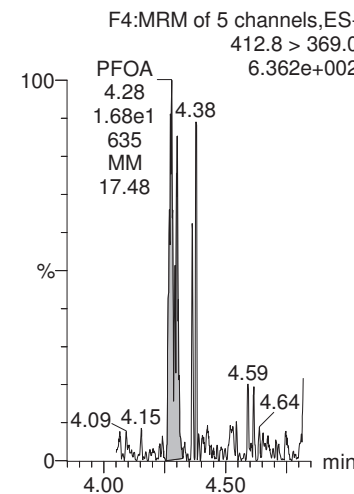
**PFHpA**



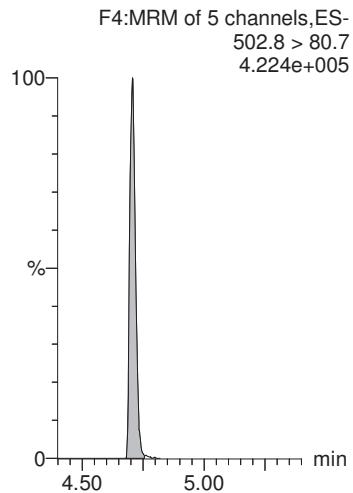
**PFHxS**



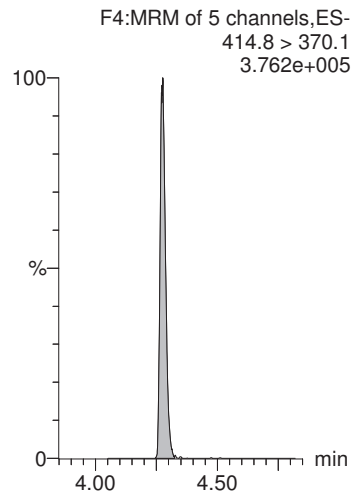
**PFOA**



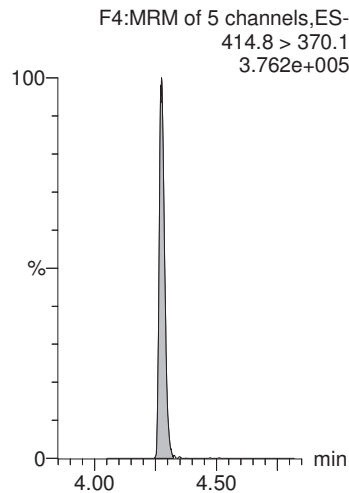
**13C4-PFOS**



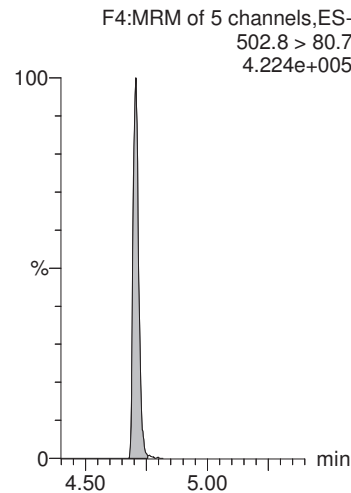
**13C2-PFOA**



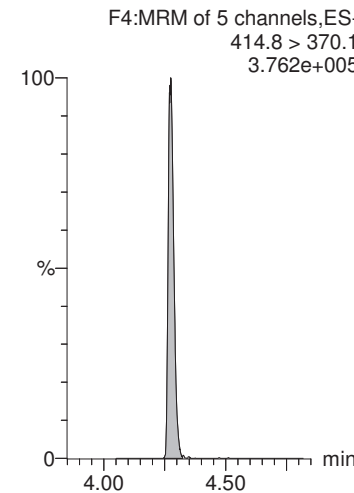
**13C2-PFOA**



**13C4-PFOS**



**13C2-PFOA**



CGH 7/21/2018

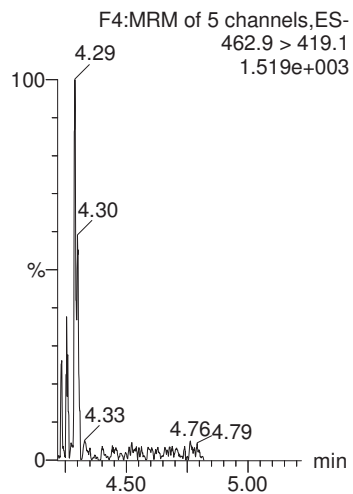
MMM 7/22/2018

Dataset: X:\G1.PRO\Results\2018\180720G2\180720G2-33.qld

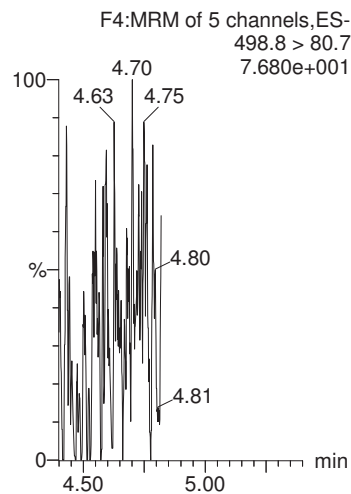
Last Altered: Saturday, July 21, 2018 17:17:30 Pacific Daylight Time  
Printed: Saturday, July 21, 2018 17:18:14 Pacific Daylight Time

Name: 180720G2\_33, Date: 20-Jul-2018, Time: 22:48:13, ID: 1801762-20 CBD-1FB10-0718 0.24465, Description: CBD-1FB10-0718

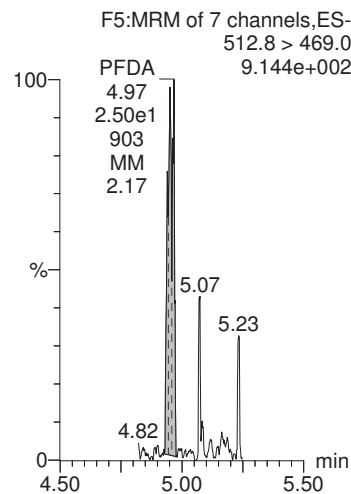
**PFNA**



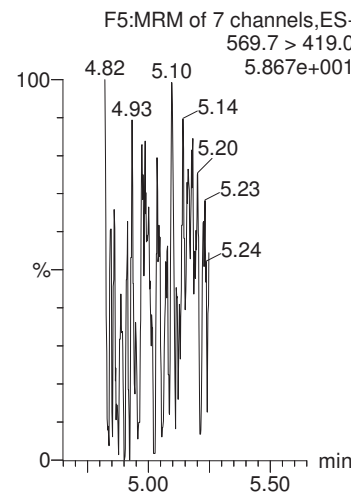
**PFOS**



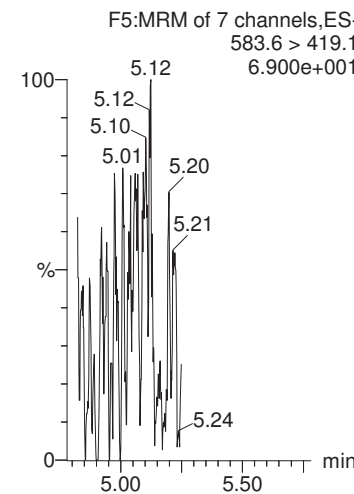
**PFDA**



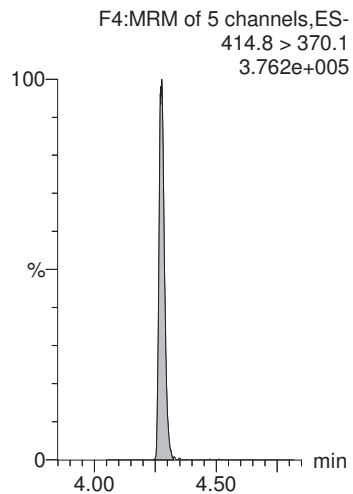
**N-MeFOSAA**



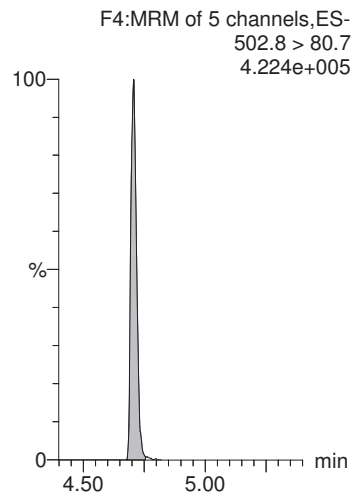
**N-EtFOSAA**



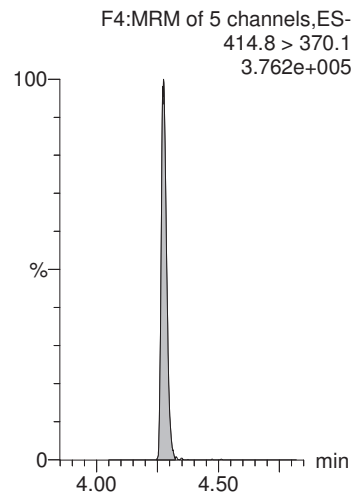
**13C2-PFOA**



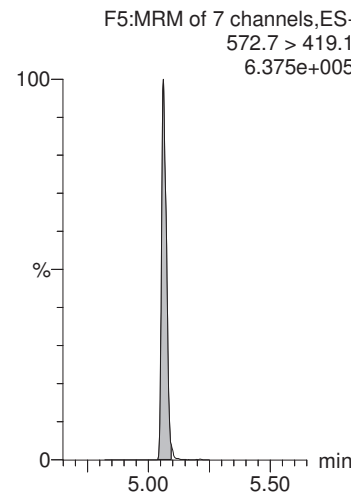
**13C4-PFOS**



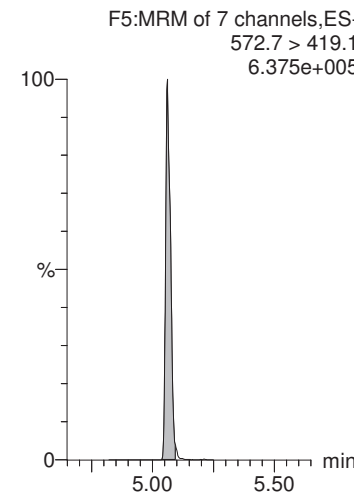
**13C2-PFOA**



**d3-N-MeFOSAA**



**d3-N-MeFOSAA**



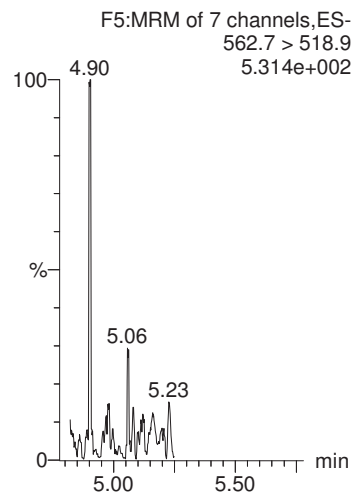
MMM 7/22/2018

Dataset: X:\G1.PRO\Results\2018\180720G2\180720G2-33.qld

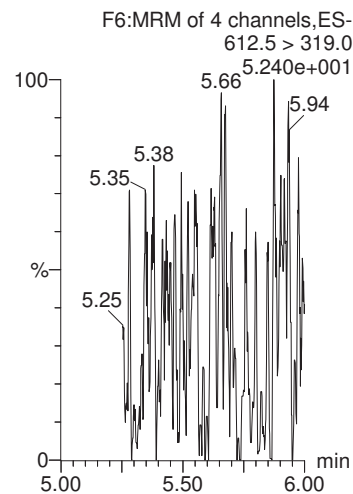
Last Altered: Saturday, July 21, 2018 17:17:30 Pacific Daylight Time  
Printed: Saturday, July 21, 2018 17:18:14 Pacific Daylight Time

Name: 180720G2\_33, Date: 20-Jul-2018, Time: 22:48:13, ID: 1801762-20 CBD-1FB10-0718 0.24465, Description: CBD-1FB10-0718

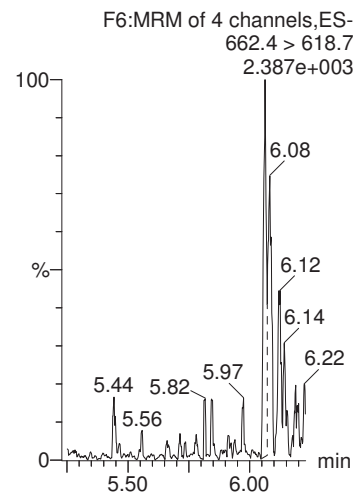
**PFUnA**



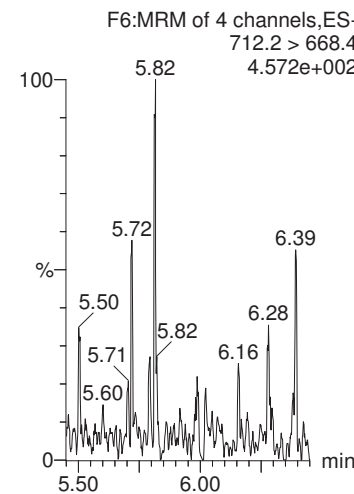
**PFDaA**



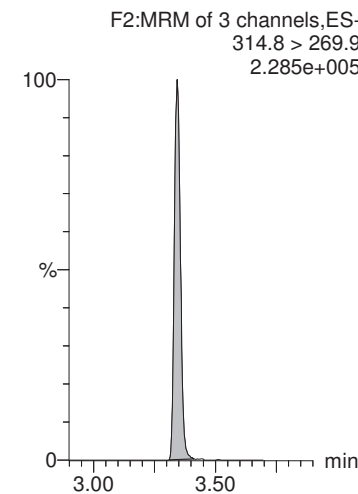
**PFTrDA**



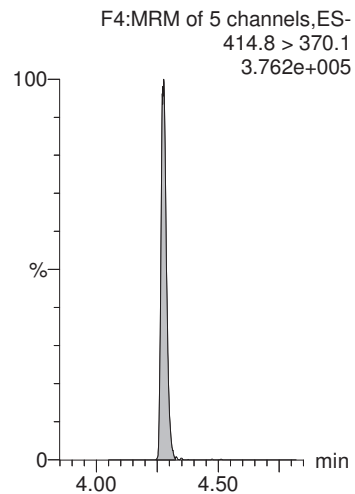
**PFTeDA**



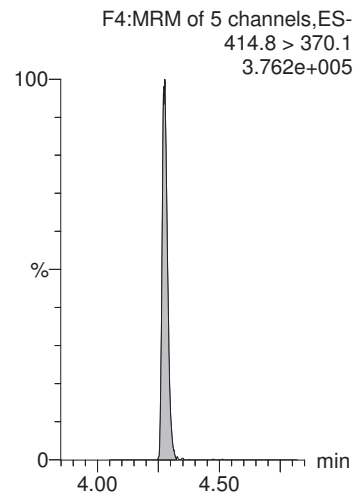
**13C2-PFHxA**



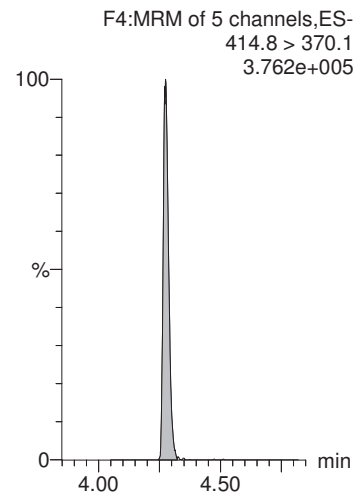
**13C2-PFOA**



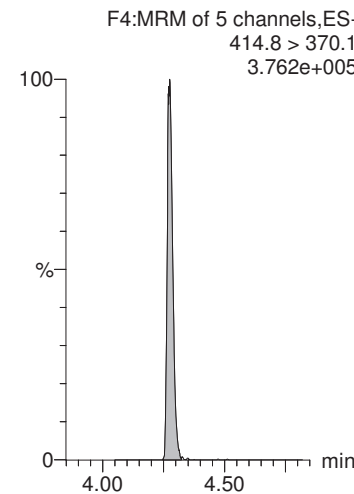
**13C2-PFOA**



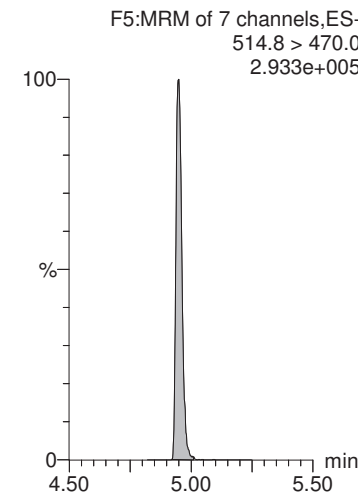
**13C2-PFOA**



**13C2-PFOA**



**13C2-PFDA**





MMM 7/22/2018

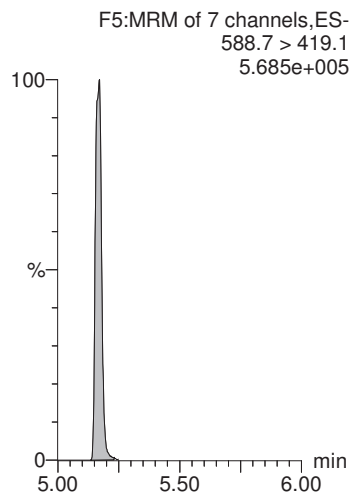
Dataset: X:\G1.PRO\Results\2018\180720G2\180720G2-33.qld

Last Altered: Saturday, July 21, 2018 17:17:30 Pacific Daylight Time

Printed: Saturday, July 21, 2018 17:18:14 Pacific Daylight Time

Name: 180720G2\_33, Date: 20-Jul-2018, Time: 22:48:13, ID: 1801762-20 CBD-1FB10-0718 0.24465, Description: CBD-1FB10-0718

**d5-N-EtFOSAA**



**INJECTION INTERNAL STANDARD (IIS) AREAS,  
INSTRUMENT BLANKS (IB)  
AND  
CONTINUING CALIBRATION VERIFICATIONS (CCV)**

**Compound 18: 13C2-PFOA**

ID	Name	Type	Std. Conc	RT	Area	ICAL AREA	%AREA
1 IPA	180720G2_1	Analyte	10			9398.7218	0.00
2 ST180720G2-1 PFC CS-1 537 18G1804	180720G2_2	Analyte	10	4.27	9762.008	9398.7218	103.87
3 IPA	180720G2_3	Analyte	10			9398.7218	0.00
4 B8G0137-BLK1 LRB 0.25	180720G2_4	Analyte	10	4.27	9054.315	9398.7218	96.34
5 B8G0137-BS1 LFB 0.25	180720G2_5	Analyte	10	4.27	9953.49	9398.7218	105.90
6 B8G0140-BLK1 LRB 0.25	180720G2_6	Analyte	10	4.27	10819.86	9398.7218	115.12
7 B8G0140-BS1 LFB 0.25	180720G2_7	Analyte	10	4.27	11047.72	9398.7218	117.54
8 B8G0140-BSD1 LFB 0.25	180720G2_8	Analyte	10	4.28	10622.05	9398.7218	113.02
9 B8G0141-BLK1 LRB 0.25	180720G2_9	Analyte	10	4.28	10877.47	9398.7218	115.73
10 B8G0141-BS1 LFB 0.25	180720G2_10	Analyte	10	4.28	8881.688	9398.7218	94.50
11 B8G0141-BSD1 LFB 0.25	180720G2_11	Analyte	10	4.27	10316.02	9398.7218	109.76
12 B8G0137-MS1 LFSM 0.23526	180720G2_12	Analyte	10	4.27	9395.049	9398.7218	99.96
13 B8G0137-MSD1 LFSMD 0.24884	180720G2_13	Analyte	10	4.27	8333.088	9398.7218	88.66
14 1801762-01 CBD-1RW01-0718 0.25352	180720G2_14	Analyte	10	4.27	11013.86	9398.7218	117.18
15 1801762-02 CBD-1FB01-0718 0.25162	180720G2_15	Analyte	10	4.28	9810.497	9398.7218	104.38
16 1801762-03 CBD-1RW02-0718 0.24766	180720G2_16	Analyte	10	4.28	10474.09	9398.7218	111.44
17 1801762-04 CBD-1FB02-0718 0.25445	180720G2_17	Analyte	10	4.27	9876.678	9398.7218	105.09
18 1801762-05 CBD-1RW03-0718 0.24854	180720G2_18	Analyte	10	4.27	9730.403	9398.7218	103.53
19 1801762-06 CBD-1FB03-0718 0.245	180720G2_19	Analyte	10	4.27	9390.577	9398.7218	99.91
20 1801762-07 CBD-1RW04-0718 0.24138	180720G2_20	Analyte	10	4.28	10760.86	9398.7218	114.49
21 1801762-08 CBD-1FB04-0718 0.25347	180720G2_21	Analyte	10	4.28	8930.206	9398.7218	95.02
22 1801762-09 CBD-1RW05-0718 0.24577	180720G2_22	Analyte	10	4.27	8561.631	9398.7218	91.09
23 1801762-10 CBD-1FB05-0718 0.25646	180720G2_23	Analyte	10	4.27	9706.938	9398.7218	103.28
24 1801762-11 CBD-1RW06-0718 0.24786	180720G2_24	Analyte	10	4.27	10776.77	9398.7218	114.66
25 1801762-12 CBD-1FB06-0718 0.23737	180720G2_25	Analyte	10	4.27	9852.508	9398.7218	104.83
26 1801762-13 CBD-1RW07-0718 0.24944	180720G2_26	Analyte	10	4.27	10284.04	9398.7218	109.42
27 1801762-14 CBD-1FB07-0718 0.25003	180720G2_27	Analyte	10	4.27	8688.968	9398.7218	92.45

28	1801762-15 CBD-1RW08-0718 0.24846	180720G2_28	Analyte	10	4.27	10634.86	9398.7218	113.15
29	1801762-16 CBD-1FB08-0718 0.25211	180720G2_29	Analyte	10	4.27	9077.692	9398.7218	96.58
30	1801762-17 CBD-1RW09-0718 0.24146	180720G2_30	Analyte	10	4.27	9219.362	9398.7218	98.09
31	1801762-18 CBD-1FB09-0718 0.24956	180720G2_31	Analyte	10	4.27	11017.73	9398.7218	117.23
32	1801762-19 CBD-1RW10-0718 0.23841	180720G2_32	Analyte	10	4.27	8744.795	9398.7218	93.04
33	1801762-20 CBD-1FB10-0718 0.24465	180720G2_33	Analyte	10	4.28	9665.84	9398.7218	102.84
34	IPA	180720G2_34	Analyte	10			9398.7218	0.00
35	ST180720G2-2 PFC CS1 537 18G1806	180720G2_35	Analyte	10	4.27	10398.08	9398.7218	110.63
36	IPA	180720G2_36	Analyte	10			9398.7218	0.00
37	1801773-01 CBD-1RW21-0718 0.24583	180720G2_37	Analyte	10	4.28	10281.95	9398.7218	109.40
38	1801773-02 CBD-1FB21-0718 0.24213	180720G2_38	Analyte	10	4.27	10705.84	9398.7218	113.91
39	1801773-03 CBD-1RW22-0718 0.24817	180720G2_39	Analyte	10	4.27	11713.58	9398.7218	124.63
40	1801773-04 CBD-1FB22-0718 0.25009	180720G2_40	Analyte	10	4.27	11539.81	9398.7218	122.78
41	1801769-01 CBD-1RW11-0718 0.25494	180720G2_41	Analyte	10	4.27	8806.732	9398.7218	93.70
42	1801769-02 CBD-1FB11-0718 0.25628	180720G2_42	Analyte	10	4.27	10196.3	9398.7218	108.49
43	1801769-03 CBD-1RW12-0718 0.25502	180720G2_43	Analyte	10	4.27	10817.98	9398.7218	115.10
44	1801769-04 CBD-1FB12-0718 0.25622	180720G2_44	Analyte	10	4.27	10877.87	9398.7218	115.74
45	1801769-05 CBD-1RW13-0718 0.25294	180720G2_45	Analyte	10	4.27	9389.886	9398.7218	99.91
46	1801769-06 CBD-1FB13-0718 0.25649	180720G2_46	Analyte	10	4.27	9820.634	9398.7218	104.49
47	1801769-07 CBD-1RW14-0718 0.25141	180720G2_47	Analyte	10	4.27	10511.59	9398.7218	111.84
48	1801769-08 CBD-1FB14-0718 0.2554	180720G2_48	Analyte	10	4.27	9895.157	9398.7218	105.28
49	1801769-09 CBD-1RW15-0718 0.2534	180720G2_49	Analyte	10	4.27	11368.72	9398.7218	120.96
50	1801769-10 CBD-1FB15-0718 0.25327	180720G2_50	Analyte	10	4.28	12020.76	9398.7218	127.90
58	ST180720G2-3 PFC CS3 537 18G1808	180720G2_58	Analyte	10	4.28	10142.01	9398.7218	107.91

### Compound 19: 13C4-PFOS

ID	Name	Type	Std. Conc	RT	Area	ICAL AREA	%AREA	
1	IPA	180720G2_1	Analyte	28.7		12778.71	0.00	
2	ST180720G2-1 PFC CS-1 537 18G1804	180720G2_2	Analyte	28.7	4.7	12602.14	12778.71	98.62
3	IPA	180720G2_3	Analyte	28.7		12778.71	0.00	
4	B8G0137-BLK1 LRB 0.25	180720G2_4	Analyte	28.7	4.71	11387.07	12778.71	89.11
5	B8G0137-BS1 LFB 0.25	180720G2_5	Analyte	28.7	4.7	12979.07	12778.71	101.57
6	B8G0140-BLK1 LRB 0.25	180720G2_6	Analyte	28.7	4.7	13650.31	12778.71	106.82

7	B8G0140-BS1 LFB 0.25	180720G2_7	Analyte	28.7	4.7	13717.95	12778.71	107.35
8	B8G0140-BSD1 LFBD 0.25	180720G2_8	Analyte	28.7	4.7	12933.47	12778.71	101.21
9	B8G0141-BLK1 LRB 0.25	180720G2_9	Analyte	28.7	4.7	13496.58	12778.71	105.62
10	B8G0141-BS1 LFB 0.25	180720G2_10	Analyte	28.7	4.71	11907.25	12778.71	93.18
11	B8G0141-BSD1 LFBD 0.25	180720G2_11	Analyte	28.7	4.7	13428.78	12778.71	105.09
12	B8G0137-MS1 LFSM 0.23526	180720G2_12	Analyte	28.7	4.7	11601.09	12778.71	90.78
13	B8G0137-MSD1 LFSMD 0.24884	180720G2_13	Analyte	28.7	4.7	9982.51	12778.71	78.12
14	1801762-01 CBD-1RW01-0718 0.25352	180720G2_14	Analyte	28.7	4.7	12992.5	12778.71	101.67
15	1801762-02 CBD-1FB01-0718 0.25162	180720G2_15	Analyte	28.7	4.71	12735.54	12778.71	99.66
16	1801762-03 CBD-1RW02-0718 0.24766	180720G2_16	Analyte	28.7	4.7	12268.32	12778.71	96.01
17	1801762-04 CBD-1FB02-0718 0.25449	180720G2_17	Analyte	28.7	4.7	11132.17	12778.71	87.11
18	1801762-05 CBD-1RW03-0718 0.24854	180720G2_18	Analyte	28.7	4.71	11686.4	12778.71	91.45
19	1801762-06 CBD-1FB03-0718 0.245	180720G2_19	Analyte	28.7	4.71	11451.3	12778.71	89.61
20	1801762-07 CBD-1RW04-0718 0.24138	180720G2_20	Analyte	28.7	4.71	13445.59	12778.71	105.22
21	1801762-08 CBD-1FB04-0718 0.25347	180720G2_21	Analyte	28.7	4.71	11408.47	12778.71	89.28
22	1801762-09 CBD-1RW05-0718 0.24577	180720G2_22	Analyte	28.7	4.7	10673.93	12778.71	83.53
23	1801762-10 CBD-1FB05-0718 0.25646	180720G2_23	Analyte	28.7	4.71	12212.39	12778.71	95.57
24	1801762-11 CBD-1RW06-0718 0.24786	180720G2_24	Analyte	28.7	4.71	12954.2	12778.71	101.37
25	1801762-12 CBD-1FB06-0718 0.23737	180720G2_25	Analyte	28.7	4.71	11202.64	12778.71	87.67
26	1801762-13 CBD-1RW07-0718 0.24944	180720G2_26	Analyte	28.7	4.7	12845.62	12778.71	100.52
27	1801762-14 CBD-1FB07-0718 0.25003	180720G2_27	Analyte	28.7	4.7	10255.59	12778.71	80.26
28	1801762-15 CBD-1RW08-0718 0.24846	180720G2_28	Analyte	28.7	4.7	12564.15	12778.71	98.32
29	1801762-16 CBD-1FB08-0718 0.25211	180720G2_29	Analyte	28.7	4.7	10489.16	12778.71	82.08
30	1801762-17 CBD-1RW09-0718 0.24149	180720G2_30	Analyte	28.7	4.7	10584.68	12778.71	82.83
31	1801762-18 CBD-1FB09-0718 0.24956	180720G2_31	Analyte	28.7	4.7	12749.17	12778.71	99.77
32	1801762-19 CBD-1RW10-0718 0.23841	180720G2_32	Analyte	28.7	4.7	10300.32	12778.71	80.61
33	1801762-20 CBD-1FB10-0718 0.24465	180720G2_33	Analyte	28.7	4.71	11054.95	12778.71	86.51
34	IPA	180720G2_34	Analyte	28.7			12778.71	0.00
35	ST180720G2-2 PFC CS1 537 18G1806	180720G2_35	Analyte	28.7	4.71	11951.58	12778.71	93.53
36	IPA	180720G2_36	Analyte	28.7			12778.71	0.00
37	1801773-01 CBD-1RW21-0718 0.24583	180720G2_37	Analyte	28.7	4.7	12359.66	12778.71	96.72
38	1801773-02 CBD-1FB21-0718 0.24213	180720G2_38	Analyte	28.7	4.71	12446.45	12778.71	97.40
39	1801773-03 CBD-1RW22-0718 0.24817	180720G2_39	Analyte	28.7	4.71	12026.33	12778.71	94.11
40	1801773-04 CBD-1FB22-0718 0.25009	180720G2_40	Analyte	28.7	4.7	13186.31	12778.71	103.19

41	1801769-01 CBD-1RW11-0718 0.25494	180720G2_41	Analyte	28.7	4.7	10111.83	12778.71	79.13
42	1801769-02 CBD-1FB11-0718 0.25628	180720G2_42	Analyte	28.7	4.71	11628.5	12778.71	91.00
43	1801769-03 CBD-1RW12-0718 0.25502	180720G2_43	Analyte	28.7	4.71	12115.64	12778.71	94.81
44	1801769-04 CBD-1FB12-0718 0.25622	180720G2_44	Analyte	28.7	4.71	12171.47	12778.71	95.25
45	1801769-05 CBD-1RW13-0718 0.25294	180720G2_45	Analyte	28.7	4.7	10856.78	12778.71	84.96
46	1801769-06 CBD-1FB13-0718 0.25649	180720G2_46	Analyte	28.7	4.71	10992.61	12778.71	86.02
47	1801769-07 CBD-1RW14-0718 0.25141	180720G2_47	Analyte	28.7	4.71	11161.68	12778.71	87.35
48	1801769-08 CBD-1FB14-0718 0.2554	180720G2_48	Analyte	28.7	4.71	10991.62	12778.71	86.02
49	1801769-09 CBD-1RW15-0718 0.2534	180720G2_49	Analyte	28.7	4.7	12767.2	12778.71	99.91
50	1801769-10 CBD-1FB15-0718 0.25327	180720G2_50	Analyte	28.7	4.71	13347.72	12778.71	104.45
58	ST180720G2-3 PFC CS3 537 18G1808	180720G2_58	Analyte	28.7	4.71	12203.42	12779.71	95.49

### Compound 20: d3-N-MeFOSAA

ID	Name	Type	Std. Conc	RT	Area	ICAL AREA	%AREA	
1	IPA	180720G2_1	Analyte	40		15301.08	0.00	
2	ST180720G2-1 PFC CS-1 537 18G1804	180720G2_2	Analyte	40	5.05	14322.86	15301.08	93.61
3	IPA	180720G2_3	Analyte	40		15301.08	0.00	
4	B8G0137-BLK1 LRB 0.25	180720G2_4	Analyte	40	5.05	13839.38	15301.08	90.45
5	B8G0137-BS1 LFB 0.25	180720G2_5	Analyte	40	5.05	16325.06	15301.08	106.69
6	B8G0140-BLK1 LRB 0.25	180720G2_6	Analyte	40	5.06	17516.36	15301.08	114.48
7	B8G0140-BS1 LFB 0.25	180720G2_7	Analyte	40	5.06	17275.9	15301.08	112.91
8	B8G0140-BSD1 LFBD 0.25	180720G2_8	Analyte	40	5.05	17026.77	15301.08	111.28
9	B8G0141-BLK1 LRB 0.25	180720G2_9	Analyte	40	5.05	15692.08	15301.08	102.56
10	B8G0141-BS1 LFB 0.25	180720G2_10	Analyte	40	5.05	14688.23	15301.08	95.99
11	B8G0141-BSD1 LFBD 0.25	180720G2_11	Analyte	40	5.06	17142.64	15301.08	112.04
12	B8G0137-MS1 LFSM 0.23526	180720G2_12	Analyte	40	5.06	14251	15301.08	93.14
13	B8G0137-MSD1 LFSMD 0.24884	180720G2_13	Analyte	40	5.06	13525.37	15301.08	88.39
14	1801762-01 CBD-1RW01-0718 0.25352	180720G2_14	Analyte	40	5.05	16629.2	15301.08	108.68
15	1801762-02 CBD-1FB01-0718 0.25162	180720G2_15	Analyte	40	5.06	15043.75	15301.08	98.32
16	1801762-03 CBD-1RW02-0718 0.24766	180720G2_16	Analyte	40	5.05	15298.76	15301.08	99.98
17	1801762-04 CBD-1FB02-0718 0.25449	180720G2_17	Analyte	40	5.06	13658.45	15301.08	89.26
18	1801762-05 CBD-1RW03-0718 0.24854	180720G2_18	Analyte	40	5.05	15047.42	15301.08	98.34
19	1801762-06 CBD-1FB03-0718 0.245	180720G2_19	Analyte	40	5.05	13969.71	15301.08	91.30

20	1801762-07 CBD-1RW04-0718 0.2413E	180720G2_20	Analyte	40	5.05	15683.05	15301.08	102.50
21	1801762-08 CBD-1FB04-0718 0.25347	180720G2_21	Analyte	40	5.05	13584.54	15301.08	88.78
22	1801762-09 CBD-1RW05-0718 0.24577	180720G2_22	Analyte	40	5.05	12586.47	15301.08	82.26
23	1801762-10 CBD-1FB05-0718 0.2564E	180720G2_23	Analyte	40	5.05	15072.66	15301.08	98.51
24	1801762-11 CBD-1RW06-0718 0.2478E	180720G2_24	Analyte	40	5.05	17573.79	15301.08	114.85
25	1801762-12 CBD-1FB06-0718 0.23737	180720G2_25	Analyte	40	5.05	13885.27	15301.08	90.75
26	1801762-13 CBD-1RW07-0718 0.24944	180720G2_26	Analyte	40	5.06	16007.92	15301.08	104.62
27	1801762-14 CBD-1FB07-0718 0.2500E	180720G2_27	Analyte	40	5.06	13118.29	15301.08	85.73
28	1801762-15 CBD-1RW08-0718 0.2484E	180720G2_28	Analyte	40	5.05	15782.74	15301.08	103.15
29	1801762-16 CBD-1FB08-0718 0.25211	180720G2_29	Analyte	40	5.06	13381.36	15301.08	87.45
30	1801762-17 CBD-1RW09-0718 0.2414E	180720G2_30	Analyte	40	5.06	15021.88	15301.08	98.18
31	1801762-18 CBD-1FB09-0718 0.2495E	180720G2_31	Analyte	40	5.06	16710.75	15301.08	109.21
32	1801762-19 CBD-1RW10-0718 0.23841	180720G2_32	Analyte	40	5.06	13262.34	15301.08	86.68
33	1801762-20 CBD-1FB10-0718 0.2446E	180720G2_33	Analyte	40	5.06	14736.14	15301.08	96.31
34	IPA	180720G2_34	Analyte	40			15301.08	0.00
35	ST180720G2-2 PFC CS1 537 18G180E	180720G2_35	Analyte	40	5.06	15656.65	15301.08	102.32
36	IPA	180720G2_36	Analyte	40			15301.08	0.00
37	1801773-01 CBD-1RW21-0718 0.2458E	180720G2_37	Analyte	40	5.07	16934.76	15301.08	110.68
38	1801773-02 CBD-1FB21-0718 0.2421E	180720G2_38	Analyte	40	5.06	16569.02	15301.08	108.29
39	1801773-03 CBD-1RW22-0718 0.24817	180720G2_39	Analyte	40	5.07	15869.68	15301.08	103.72
40	1801773-04 CBD-1FB22-0718 0.2500E	180720G2_40	Analyte	40	5.07	16341.55	15301.08	106.80
41	1801769-01 CBD-1RW11-0718 0.25494	180720G2_41	Analyte	40	5.07	13039.04	15301.08	85.22
42	1801769-02 CBD-1FB11-0718 0.2562E	180720G2_42	Analyte	40	5.07	14813.4	15301.08	96.81
43	1801769-03 CBD-1RW12-0718 0.25502	180720G2_43	Analyte	40	5.07	14239.89	15301.08	93.06
44	1801769-04 CBD-1FB12-0718 0.25622	180720G2_44	Analyte	40	5.07	15465.5	15301.08	101.07
45	1801769-05 CBD-1RW13-0718 0.25294	180720G2_45	Analyte	40	5.08	13934.25	15301.08	91.07
46	1801769-06 CBD-1FB13-0718 0.2564E	180720G2_46	Analyte	40	5.07	15639.78	15301.08	102.21
47	1801769-07 CBD-1RW14-0718 0.25141	180720G2_47	Analyte	40	5.08	16081.8	15301.08	105.10
48	1801769-08 CBD-1FB14-0718 0.2554	180720G2_48	Analyte	40	5.07	14170.38	15301.08	92.61
49	1801769-09 CBD-1RW15-0718 0.2534	180720G2_49	Analyte	40	5.06	16945.59	15301.08	110.75
50	1801769-10 CBD-1FB15-0718 0.25327	180720G2_50	Analyte	40	5.05	16688.93	15301.08	109.07
58	ST180720G2-3 PFC CS3 537 18G180E	180720G2_58	Analyte	40	5.05	16630.38	15302.08	108.68

## Compound 18: 13C2-PFOA

## ST180720G2-1 PFC CS-1 537 18G1804

ID	Name	Type	Std. Conc	RT	Area	CCAL AREA	% AREA	
2	ST180720G2-1 PFC CS-1 537 18G1804	180720G2_2	Analyte	10	4.27	9762.008	9762.008	130
3	IPA	180720G2_3	Analyte	10			9762.008	0
4	B8G0137-BLK1 LRB 0.25	180720G2_4	Analyte	10	4.27	9054.315	9762.008	92.75054
5	B8G0137-BS1 LFB 0.25	180720G2_5	Analyte	10	4.27	9953.49	9762.008	101.9615
6	B8G0140-BLK1 LRB 0.25	180720G2_6	Analyte	10	4.27	10819.86	9762.008	110.8364
7	B8G0140-BS1 LFB 0.25	180720G2_7	Analyte	10	4.27	11047.72	9762.008	113.1705
8	B8G0140-BSD1 LFB0.25	180720G2_8	Analyte	10	4.28	10622.05	9762.008	108.8101
9	B8G0141-BLK1 LRB 0.25	180720G2_9	Analyte	10	4.28	10877.47	9762.008	111.4266
10	B8G0141-BS1 LFB 0.25	180720G2_10	Analyte	10	4.28	8881.688	9762.008	90.98218
11	B8G0141-BSD1 LFB0.25	180720G2_11	Analyte	10	4.27	10316.02	9762.008	105.6752
12	B8G0137-MS1 LFSM 0.23526	180720G2_12	Analyte	10	4.27	9395.049	9762.008	96.24095
13	B8G0137-MSD1 LFSMD 0.24884	180720G2_13	Analyte	10	4.27	8333.088	9762.008	85.36244
14	1801762-01 CBD-1RW01-0718 0.25352	180720G2_14	Analyte	10	4.27	11013.86	9762.008	112.8238
15	1801762-02 CBD-1FB01-0718 0.25162	180720G2_15	Analyte	10	4.28	9810.497	9762.008	100.4967
16	1801762-03 CBD-1RW02-0718 0.24766	180720G2_16	Analyte	10	4.28	10474.09	9762.008	107.2944
17	1801762-04 CBD-1FB02-0718 0.25449	180720G2_17	Analyte	10	4.27	9876.678	9762.008	101.1747
18	1801762-05 CBD-1RW03-0718 0.24854	180720G2_18	Analyte	10	4.27	9730.403	9762.008	99.67624
19	1801762-06 CBD-1FB03-0718 0.245	180720G2_19	Analyte	10	4.27	9390.577	9762.008	96.19514
20	1801762-07 CBD-1RW04-0718 0.24138	180720G2_20	Analyte	10	4.28	10760.86	9762.008	110.2321
21	1801762-08 CBD-1FB04-0718 0.25347	180720G2_21	Analyte	10	4.28	8930.206	9762.008	91.47919
22	1801762-09 CBD-1RW05-0718 0.24577	180720G2_22	Analyte	10	4.27	8561.631	9762.008	87.70359
23	1801762-10 CBD-1FB05-0718 0.25646	180720G2_23	Analyte	10	4.27	9706.938	9762.008	99.43587
24	1801762-11 CBD-1RW06-0718 0.24786	180720G2_24	Analyte	10	4.27	10776.77	9762.008	110.395
25	1801762-12 CBD-1FB06-0718 0.23737	180720G2_25	Analyte	10	4.27	9852.508	9762.008	100.9271
26	1801762-13 CBD-1RW07-0718 0.24944	180720G2_26	Analyte	10	4.27	10284.04	9762.008	105.3476
27	1801762-14 CBD-1FB07-0718 0.25003	180720G2_27	Analyte	10	4.27	8688.968	9762.008	89.008
28	1801762-15 CBD-1RW08-0718 0.24846	180720G2_28	Analyte	10	4.27	10634.86	9762.008	108.9413
29	1801762-16 CBD-1FB08-0718 0.25211	180720G2_29	Analyte	10	4.27	9077.692	9762.008	92.99001
30	1801762-17 CBD-1RW09-0718 0.24146	180720G2_30	Analyte	10	4.27	9219.362	9762.008	94.44125
31	1801762-18 CBD-1FB09-0718 0.24956	180720G2_31	Analyte	10	4.27	11017.73	9762.008	112.8634



32	1801762-19 CBD-1RW10-0718 0.23841	180720G2_32	Analyte	10	4.27	8744.795	9762.008	89.57988
33	1801762-20 CBD-1FB10-0718 0.24465	180720G2_33	Analyte	10	4.28	9665.84	9762.008	99.01487
34	IPA	180720G2_34	Analyte	10			9762.008	0
35	ST180720G2-2 PFC CS1 537 18G1806	180720G2_35	Analyte	10	4.27	10398.08	9762.008	106.5158

**ST180720G2-2 PFC CS1 537 18G1806**

ID	Name	Type	Std. Conc	RT	Area	CCAL AREA	% AREA	
35	ST180720G2-2 PFC CS1 537 18G1806	180720G2_35	Analyte	10	4.27	10398.08	10398.082	100
36	IPA	180720G2_36	Analyte	10			10398.082	0
37	1801773-01 CBD-1RW21-0718 0.24583	180720G2_37	Analyte	10	4.28	10281.95	10398.082	98.88315
38	1801773-02 CBD-1FB21-0718 0.24213	180720G2_38	Analyte	10	4.27	10705.84	10398.082	102.9597
39	1801773-03 CBD-1RW22-0718 0.24817	180720G2_39	Analyte	10	4.27	11713.58	10398.082	112.6514
40	1801773-04 CBD-1FB22-0718 0.25009	180720G2_40	Analyte	10	4.27	11539.81	10398.082	110.9802
41	1801769-01 CBD-1RW11-0718 0.25494	180720G2_41	Analyte	10	4.27	8806.732	10398.082	84.69574
42	1801769-02 CBD-1FB11-0718 0.25628	180720G2_42	Analyte	10	4.27	10196.3	10398.082	98.05947
43	1801769-03 CBD-1RW12-0718 0.25502	180720G2_43	Analyte	10	4.27	10817.98	10398.082	104.0382
44	1801769-04 CBD-1FB12-0718 0.25622	180720G2_44	Analyte	10	4.27	10877.87	10398.082	104.6142
45	1801769-05 CBD-1RW13-0718 0.25294	180720G2_45	Analyte	10	4.27	9389.886	10398.082	90.30402
46	1801769-06 CBD-1FB13-0718 0.25649	180720G2_46	Analyte	10	4.27	9820.634	10398.082	94.44659
47	1801769-07 CBD-1RW14-0718 0.25141	180720G2_47	Analyte	10	4.27	10511.59	10398.082	101.0916
48	1801769-08 CBD-1FB14-0718 0.2554	180720G2_48	Analyte	10	4.27	9895.157	10398.082	95.16329
49	1801769-09 CBD-1RW15-0718 0.2534	180720G2_49	Analyte	10	4.27	11368.72	10398.082	109.3348
50	1801769-10 CBD-1FB15-0718 0.25327	180720G2_50	Analyte	10	4.28	12020.76	10398.082	115.6056
58	ST180720G2-3 PFC CS3 537 18G1808	180720G2_58	Analyte	10	4.28	10142.01	10398.082	97.53733

**Compound 19: 13C4-PFOS**

**ST180720G2-1 PFC CS-1 537 18G1804**

ID	Name	Type	Std. Conc	RT	Area	CCAL AREA	% AREA	
2	ST180720G2-1 PFC CS-1 537 18G1804	180720G2_2	Analyte	28.7	4.7	12602.14	12602.141	100
3	IPA	180720G2_3	Analyte	28.7			12602.141	0
4	B8G0137-BLK1 LRB 0.25	180720G2_4	Analyte	28.7	4.71	11387.07	12602.141	90.35821

5	B8G0137-BS1 LFB 0.25	180720G2_5	Analyte	28.7	4.7	12979.07	12602.141	102.991
6	B8G0140-BLK1 LRB 0.25	180720G2_6	Analyte	28.7	4.7	13650.31	12602.141	108.3174
7	B8G0140-BS1 LFB 0.25	180720G2_7	Analyte	28.7	4.7	13717.95	12602.141	108.8541
8	B8G0140-BSD1 LFBD 0.25	180720G2_8	Analyte	28.7	4.7	12933.47	12602.141	102.6291
9	B8G0141-BLK1 LRB 0.25	180720G2_9	Analyte	28.7	4.7	13496.58	12602.141	107.0975
10	B8G0141-BS1 LFB 0.25	180720G2_10	Analyte	28.7	4.71	11907.25	12602.141	94.4859
11	B8G0141-BSD1 LFBD 0.25	180720G2_11	Analyte	28.7	4.7	13428.78	12602.141	106.5595
12	B8G0137-MS1 LFSM 0.23526	180720G2_12	Analyte	28.7	4.7	11601.09	12602.141	92.05648
13	B8G0137-MSD1 LFSMD 0.24884	180720G2_13	Analyte	28.7	4.7	9982.51	12602.141	79.21281
14	1801762-01 CBD-1RW01-0718 0.25352	180720G2_14	Analyte	28.7	4.7	12992.5	12602.141	103.0976
15	1801762-02 CBD-1FB01-0718 0.25162	180720G2_15	Analyte	28.7	4.71	12735.54	12602.141	101.0585
16	1801762-03 CBD-1RW02-0718 0.2476€	180720G2_16	Analyte	28.7	4.7	12268.32	12602.141	97.35109
17	1801762-04 CBD-1FB02-0718 0.2544€	180720G2_17	Analyte	28.7	4.7	11132.17	12602.141	88.33552
18	1801762-05 CBD-1RW03-0718 0.24854	180720G2_18	Analyte	28.7	4.71	11686.4	12602.141	92.73346
19	1801762-06 CBD-1FB03-0718 0.245	180720G2_19	Analyte	28.7	4.71	11451.3	12602.141	90.86791
20	1801762-07 CBD-1RW04-0718 0.2413€	180720G2_20	Analyte	28.7	4.71	13445.59	12602.141	106.6929
21	1801762-08 CBD-1FB04-0718 0.25347	180720G2_21	Analyte	28.7	4.71	11408.47	12602.141	90.52801
22	1801762-09 CBD-1RW05-0718 0.24577	180720G2_22	Analyte	28.7	4.7	10673.93	12602.141	84.69932
23	1801762-10 CBD-1FB05-0718 0.2564€	180720G2_23	Analyte	28.7	4.71	12212.39	12602.141	96.90728
24	1801762-11 CBD-1RW06-0718 0.2478€	180720G2_24	Analyte	28.7	4.71	12954.2	12602.141	102.7936
25	1801762-12 CBD-1FB06-0718 0.23737	180720G2_25	Analyte	28.7	4.71	11202.64	12602.141	88.89474
26	1801762-13 CBD-1RW07-0718 0.24944	180720G2_26	Analyte	28.7	4.7	12845.62	12602.141	101.932
27	1801762-14 CBD-1FB07-0718 0.2500€	180720G2_27	Analyte	28.7	4.7	10255.59	12602.141	81.37974
28	1801762-15 CBD-1RW08-0718 0.2484€	180720G2_28	Analyte	28.7	4.7	12564.15	12602.141	99.69857
29	1801762-16 CBD-1FB08-0718 0.25211	180720G2_29	Analyte	28.7	4.7	10489.16	12602.141	83.23312
30	1801762-17 CBD-1RW09-0718 0.2414€	180720G2_30	Analyte	28.7	4.7	10584.68	12602.141	83.9911
31	1801762-18 CBD-1FB09-0718 0.2495€	180720G2_31	Analyte	28.7	4.7	12749.17	12602.141	101.1667
32	1801762-19 CBD-1RW10-0718 0.23841	180720G2_32	Analyte	28.7	4.7	10300.32	12602.141	81.73468
33	1801762-20 CBD-1FB10-0718 0.2446€	180720G2_33	Analyte	28.7	4.71	11054.95	12602.141	87.72276
34	IPA	180720G2_34	Analyte	28.7			12602.141	0
35	ST180720G2-2 PFC CS1 537 18G180€	180720G2_35	Analyte	28.7	4.71	11951.58	12602.141	94.83768

**ST180720G2-2 PFC CS1 537 18G180€**

ID	Name	Type	Std. Conc	RT	Area	CCAL AREA	% AREA	
35	ST180720G2-2 PFC CS1 537 18G1806	180720G2_35	Analyte	28.7	4.71	11951.58	11951.578	100
36	IPA	180720G2_36	Analyte	28.7			11951.578	0
37	1801773-01 CBD-1RW21-0718 0.24583	180720G2_37	Analyte	28.7	4.7	12359.66	11951.578	103.4144
38	1801773-02 CBD-1FB21-0718 0.24213	180720G2_38	Analyte	28.7	4.71	12446.45	11951.578	104.1406
39	1801773-03 CBD-1RW22-0718 0.24817	180720G2_39	Analyte	28.7	4.71	12026.33	11951.578	100.6255
40	1801773-04 CBD-1FB22-0718 0.25009	180720G2_40	Analyte	28.7	4.7	13186.31	11951.578	110.3311
41	1801769-01 CBD-1RW11-0718 0.25494	180720G2_41	Analyte	28.7	4.7	10111.83	11951.578	84.60663
42	1801769-02 CBD-1FB11-0718 0.25628	180720G2_42	Analyte	28.7	4.71	11628.5	11951.578	97.29681
43	1801769-03 CBD-1RW12-0718 0.25502	180720G2_43	Analyte	28.7	4.71	12115.64	11951.578	101.3728
44	1801769-04 CBD-1FB12-0718 0.25622	180720G2_44	Analyte	28.7	4.71	12171.47	11951.578	101.8398
45	1801769-05 CBD-1RW13-0718 0.25294	180720G2_45	Analyte	28.7	4.7	10856.78	11951.578	90.83969
46	1801769-06 CBD-1FB13-0718 0.25649	180720G2_46	Analyte	28.7	4.71	10992.61	11951.578	91.97618
47	1801769-07 CBD-1RW14-0718 0.25141	180720G2_47	Analyte	28.7	4.71	11161.68	11951.578	93.39086
48	1801769-08 CBD-1FB14-0718 0.2554	180720G2_48	Analyte	28.7	4.71	10991.62	11951.578	91.96791
49	1801769-09 CBD-1RW15-0718 0.2534	180720G2_49	Analyte	28.7	4.7	12767.2	11951.578	106.8244
50	1801769-10 CBD-1FB15-0718 0.25327	180720G2_50	Analyte	28.7	4.71	13347.72	11951.578	111.6817
58	ST180720G2-3 PFC CS3 537 18G1808	180720G2_58	Analyte	28.7	4.71	12203.42	11951.578	102.1072

Compound 20: d3-N-MeFOSAA

**ST180720G2-1 PFC CS-1 537 18G1804**

ID	Name	Type	Std. Conc	RT	Area	CCAL AREA	% AREA	
2	ST180720G2-1 PFC CS-1 537 18G1804	180720G2_2	Analyte	40	5.05	14322.86	14322.861	100
3	IPA	180720G2_3	Analyte	40			14322.861	0
4	B8G0137-BLK1 LRB 0.25	180720G2_4	Analyte	40	5.05	13839.38	14322.861	96.62443
5	B8G0137-BS1 LFB 0.25	180720G2_5	Analyte	40	5.05	16325.06	14322.861	113.9791
6	B8G0140-BLK1 LRB 0.25	180720G2_6	Analyte	40	5.06	17516.36	14322.861	122.2965
7	B8G0140-BS1 LFB 0.25	180720G2_7	Analyte	40	5.06	17275.9	14322.861	120.6176
8	B8G0140-BSD1 LFBD 0.25	180720G2_8	Analyte	40	5.05	17026.77	14322.861	118.8782
9	B8G0141-BLK1 LRB 0.25	180720G2_9	Analyte	40	5.05	15692.08	14322.861	109.5597
10	B8G0141-BS1 LFB 0.25	180720G2_10	Analyte	40	5.05	14688.23	14322.861	102.551
11	B8G0141-BSD1 LFBD 0.25	180720G2_11	Analyte	40	5.06	17142.64	14322.861	119.6872
12	B8G0137-MS1 LFSM 0.23526	180720G2_12	Analyte	40	5.06	14251	14322.861	99.4983

13	B8G0137-MSD1 LFSMD 0.24884	180720G2_13	Analyte	40	5.06	13525.37	14322.861	94.43203
14	1801762-01 CBD-1RW01-0718 0.25352	180720G2_14	Analyte	40	5.05	16629.2	14322.861	116.1025
15	1801762-02 CBD-1FB01-0718 0.25162	180720G2_15	Analyte	40	5.06	15043.75	14322.861	105.0332
16	1801762-03 CBD-1RW02-0718 0.24766	180720G2_16	Analyte	40	5.05	15298.76	14322.861	106.8136
17	1801762-04 CBD-1FB02-0718 0.25449	180720G2_17	Analyte	40	5.06	13658.45	14322.861	95.36121
18	1801762-05 CBD-1RW03-0718 0.24854	180720G2_18	Analyte	40	5.05	15047.42	14322.861	105.0587
19	1801762-06 CBD-1FB03-0718 0.245	180720G2_19	Analyte	40	5.05	13969.71	14322.861	97.53434
20	1801762-07 CBD-1RW04-0718 0.24138	180720G2_20	Analyte	40	5.05	15683.05	14322.861	109.4966
21	1801762-08 CBD-1FB04-0718 0.25347	180720G2_21	Analyte	40	5.05	13584.54	14322.861	94.84514
22	1801762-09 CBD-1RW05-0718 0.24577	180720G2_22	Analyte	40	5.05	12586.47	14322.861	87.87678
23	1801762-10 CBD-1FB05-0718 0.25646	180720G2_23	Analyte	40	5.05	15072.66	14322.861	105.235
24	1801762-11 CBD-1RW06-0718 0.24786	180720G2_24	Analyte	40	5.05	17573.79	14322.861	122.6975
25	1801762-12 CBD-1FB06-0718 0.23737	180720G2_25	Analyte	40	5.05	13885.27	14322.861	96.9448
26	1801762-13 CBD-1RW07-0718 0.24944	180720G2_26	Analyte	40	5.06	16007.92	14322.861	111.7648
27	1801762-14 CBD-1FB07-0718 0.25003	180720G2_27	Analyte	40	5.06	13118.29	14322.861	91.58986
28	1801762-15 CBD-1RW08-0718 0.24846	180720G2_28	Analyte	40	5.05	15782.74	14322.861	110.1926
29	1801762-16 CBD-1FB08-0718 0.25211	180720G2_29	Analyte	40	5.06	13381.36	14322.861	93.42658
30	1801762-17 CBD-1RW09-0718 0.24146	180720G2_30	Analyte	40	5.06	15021.88	14322.861	104.8804
31	1801762-18 CBD-1FB09-0718 0.24956	180720G2_31	Analyte	40	5.06	16710.75	14322.861	116.6719
32	1801762-19 CBD-1RW10-0718 0.23841	180720G2_32	Analyte	40	5.06	13262.34	14322.861	92.59559
33	1801762-20 CBD-1FB10-0718 0.24465	180720G2_33	Analyte	40	5.06	14736.14	14322.861	102.8854
34	IPA	180720G2_34	Analyte	40			14322.861	0
35	ST180720G2-2 PFC CS1 537 18G1806	180720G2_35	Analyte	40	5.06	15656.65	14322.861	109.3123

**ST180720G2-2 PFC CS1 537 18G1806**

ID	Name	Type	Std. Conc	RT	Area	CCAL AREA	% AREA	
35	ST180720G2-2 PFC CS1 537 18G1806	180720G2_35	Analyte	40	5.06	15656.65	15656.653	100
36	IPA	180720G2_36	Analyte	40			15656.653	0
37	1801773-01 CBD-1RW21-0718 0.24583	180720G2_37	Analyte	40	5.07	16934.76	15656.653	108.1633
38	1801773-02 CBD-1FB21-0718 0.24213	180720G2_38	Analyte	40	5.06	16569.02	15656.653	105.8273
39	1801773-03 CBD-1RW22-0718 0.24817	180720G2_39	Analyte	40	5.07	15869.68	15656.653	101.3606
40	1801773-04 CBD-1FB22-0718 0.25009	180720G2_40	Analyte	40	5.07	16341.55	15656.653	104.3745
41	1801769-01 CBD-1RW11-0718 0.25494	180720G2_41	Analyte	40	5.07	13039.04	15656.653	83.28115

42	1801769-02	CBD-1FB11-0718	0.25628	180720G2_42	Analyte	40	5.07	14813.4	15656.653	94.61411
43	1801769-03	CBD-1RW12-0718	0.25502	180720G2_43	Analyte	40	5.07	14239.89	15656.653	90.95105
44	1801769-04	CBD-1FB12-0718	0.25622	180720G2_44	Analyte	40	5.07	15465.5	15656.653	98.77909
45	1801769-05	CBD-1RW13-0718	0.25294	180720G2_45	Analyte	40	5.08	13934.25	15656.653	88.99892
46	1801769-06	CBD-1FB13-0718	0.25649	180720G2_46	Analyte	40	5.07	15639.78	15656.653	99.89223
47	1801769-07	CBD-1RW14-0718	0.25141	180720G2_47	Analyte	40	5.08	16081.8	15656.653	102.7154
48	1801769-08	CBD-1FB14-0718	0.2554	180720G2_48	Analyte	40	5.07	14170.38	15656.653	90.50706
49	1801769-09	CBD-1RW15-0718	0.2534	180720G2_49	Analyte	40	5.06	16945.59	15656.653	108.2325
50	1801769-10	CBD-1FB15-0718	0.25327	180720G2_50	Analyte	40	5.05	16688.93	15656.653	106.5932
58	ST180720G2-3	PFC CS3 537 18G1808		180720G2_58	Analyte	40	5.05	16630.38	15656.653	106.2192





Dataset: X:\G1.PRO\Results\2018\180720G2\180720G2-02.qld

Last Altered: Friday, July 20, 2018 16:32:40 Pacific Daylight Time

Printed: Saturday, July 21, 2018 16:41:19 Pacific Daylight Time

Method: X:\G1.PRO\MethDB\PFAS\_DW\_L14\_0719.mdb 20 Jul 2018 10:54:08

Calibration: X:\G1.PRO\CurveDB\C18\_537\_Q1\_07-19-18\_L14.cdb 20 Jul 2018 12:31:35

*VAD 7/22/18*

Name: 180720G2\_2, Date: 20-Jul-2018, Time: 16:10:52, ID: ST180720G2-1 PFC CS-1 537 18G1804, Description: PFC CS-1 537 18G1804

#	Name	Trace	Area	IS Area	Wt./Vol.	RRF	Pred.RT	RT	y Axis Resp.	Conc.	%Rec
1	1	PFBS	298.6 > 80.5	6.52e2	1.26e4	1.00	2.96	2.96	1.49	1.56	87.7
2	2	PFHxA	312.7 > 268.8	1.48e3	9.66e3	1.00	3.34	3.34	1.53	1.88	94.1
3	3	PFHpA	362.7 > 318.8	1.58e3	9.66e3	1.00	3.85	3.86	1.64	1.87	93.5
4	4	PFHxS	398.7 > 80.7	8.46e2	1.26e4	1.00	3.98	3.98	1.93	1.71	93.7
5	5	PFOA	412.8 > 369.0	1.30e3	9.66e3	1.00	4.27	4.27	1.35	1.84	92.2
6	6	PFNA	462.9 > 419.1	1.51e3	9.66e3	1.00	4.64	4.64	1.56	1.79	89.6
7	7	PFOS	498.8 > 80.7	2.66e2	1.26e4	1.00	4.70	4.71	0.606	1.64	88.1
8	8	PFDA	512.8 > 469.0	1.52e3	9.66e3	1.00	4.92	4.94	1.58	1.81	90.4
9	9	N-MeFOSAA	569.7 > 419.0	8.49e2	1.43e4	1.00	5.06	5.05	2.37	2.05	102.4
10	10	N-EtFOSAA	583.6 > 419.1	8.64e2	1.43e4	1.00	5.17	5.17	2.41	2.42	120.9
11	11	PFUnA	562.7 > 518.9	1.69e3	9.66e3	1.00	5.16	5.18	1.75	1.82	90.8
12	12	PFDoA	612.5 > 319.0	2.40e2	9.66e3	1.00	5.40	5.40	0.249	1.69	84.7
13	13	PFTTrDA	662.4 > 618.7	1.53e3	9.66e3	1.00	5.61	5.61	1.59	1.76	87.9
14	14	PFTeDA	712.2 > 668.4	1.60e3	9.66e3	1.00	5.79	5.80	1.65	1.78	89.1
15	15	13C2-PFHxA	314.8 > 269.9	6.91e3	9.66e3	1.00	0.753	3.43	3.34	7.15	95.0
16	16	13C2-PFDA	514.8 > 470.0	9.29e3	9.66e3	1.00	1.023	4.87	4.94	9.62	94.1
17	17	d5-N-EtFOSAA	588.7 > 419.1	1.82e4	1.43e4	1.00	1.264	5.05	5.16	50.8	100.5
18	18	13C2-PFOA	414.8 > 370.1	9.66e3	9.66e3	1.00	1.000	4.28	4.27	10.0	100.0
19	19	13C4-PFOS	502.8 > 80.7	1.26e4	1.26e4	1.00	1.000	4.71	4.70	28.7	100.0
20	20	d3-N-MeFOSAA	572.7 > 419.1	1.43e4	1.43e4	1.00	1.000	5.04	5.05	40.0	100.0

*Cell  
7/21/18*



Dataset: Untitled

Last Altered: Saturday, July 21, 2018 16:46:14 Pacific Daylight Time  
 Printed: Saturday, July 21, 2018 16:47:02 Pacific Daylight Time

Method: X:\G1.PRO\MethDB\PFAS\_DW\_L14\_0719.mdb 20 Jul 2018 10:54:08  
 Calibration: X:\G1.PRO\CurveDB\C18\_537\_Q1\_07-19-18\_L14.cdb 20 Jul 2018 12:31:35

Compound name: PFBS

#	Name	ID	Acq.Date	Acq.Time
1	1 180720G2_1	IPA	20-Jul-18	15:58:46
2	2 180720G2_2	ST180720G2-1 PFC CS-1 537 18G1804	20-Jul-18	16:10:52
3	3 180720G2_3	IPA	20-Jul-18	16:23:45
4	4 180720G2_4	B8G0137-BLK1 LRB 0.25	20-Jul-18	16:36:36
5	5 180720G2_5	B8G0137-BS1 LFB 0.25	20-Jul-18	16:49:22
6	6 180720G2_6	B8G0140-BLK1 LRB 0.25	20-Jul-18	17:02:12
7	7 180720G2_7	B8G0140-BS1 LFB 0.25	20-Jul-18	17:15:01
8	8 180720G2_8	B8G0140-BSD1 LFBD 0.25	20-Jul-18	17:27:51
9	9 180720G2_9	B8G0141-BLK1 LRB 0.25	20-Jul-18	17:40:41
10	10 180720G2_10	B8G0141-BS1 LFB 0.25	20-Jul-18	17:53:30
11	11 180720G2_11	B8G0141-BSD1 LFBD 0.25	20-Jul-18	18:06:18
12	12 180720G2_12	B8G0137-MS1 LFSM 0.23526	20-Jul-18	18:19:08
13	13 180720G2_13	B8G0137-MSD1 LFSMD 0.24884	20-Jul-18	18:31:53
14	14 180720G2_14	1801762-01 CBD-1RW01-0718 0.25352	20-Jul-18	18:44:43
15	15 180720G2_15	1801762-02 CBD-1FB01-0718 0.25162	20-Jul-18	18:57:32
16	16 180720G2_16	1801762-03 CBD-1RW02-0718 0.24766	20-Jul-18	19:10:22
17	17 180720G2_17	1801762-04 CBD-1FB02-0718 0.25449	20-Jul-18	19:23:11
18	18 180720G2_18	1801762-05 CBD-1RW03-0718 0.24854	20-Jul-18	19:36:00
19	19 180720G2_19	1801762-06 CBD-1FB03-0718 0.245	20-Jul-18	19:48:50
20	20 180720G2_20	1801762-07 CBD-1RW04-0718 0.24138	20-Jul-18	20:01:39
21	21 180720G2_21	1801762-08 CBD-1FB04-0718 0.25347	20-Jul-18	20:14:25
22	22 180720G2_22	1801762-09 CBD-1RW05-0718 0.24577	20-Jul-18	20:27:14
23	23 180720G2_23	1801762-10 CBD-1FB05-0718 0.25646	20-Jul-18	20:40:03
24	24 180720G2_24	1801762-11 CBD-1RW06-0718 0.24786	20-Jul-18	20:52:53
25	25 180720G2_25	1801762-12 CBD-1FB06-0718 0.23737	20-Jul-18	21:05:41
26	26 180720G2_26	1801762-13 CBD-1RW07-0718 0.24944	20-Jul-18	21:18:31
27	27 180720G2_27	1801762-14 CBD-1FB07-0718 0.25003	20-Jul-18	21:31:21
28	28 180720G2_28	1801762-15 CBD-1RW08-0718 0.24846	20-Jul-18	21:44:10
29	29 180720G2_29	1801762-16 CBD-1FB08-0718 0.25211	20-Jul-18	21:56:56
30	30 180720G2_30	1801762-17 CBD-1RW09-0718 0.24149	20-Jul-18	22:09:45
31	31 180720G2_31	1801762-18 CBD-1FB09-0718 0.24956	20-Jul-18	22:22:34
32	32 180720G2_32	1801762-19 CBD-1RW10-0718 0.23841	20-Jul-18	22:35:25



Dataset: Untitled

Last Altered: Saturday, July 21, 2018 16:46:14 Pacific Daylight Time  
Printed: Saturday, July 21, 2018 16:47:02 Pacific Daylight Time

Compound name: PFBS

#	Name	ID	Acq.Date	Acq.Time
33	33 180720G2_33	1801762-20 CBD-1FB10-0718 0.24465	20-Jul-18	22:48:13
34	34 180720G2_34	IPA	20-Jul-18	23:01:04
35	35 180720G2_35	ST180720G2-2 PFC CS1 537 18G1806	20-Jul-18	23:13:53
36	36 180720G2_36	IPA	20-Jul-18	23:26:40
37	37 180720G2_37	1801773-01 CBD-1RW21-0718 0.24583	20-Jul-18	23:39:30
38	38 180720G2_38	1801773-02 CBD-1FB21-0718 0.24213	20-Jul-18	23:52:19
39	39 180720G2_39	1801773-03 CBD-1RW22-0718 0.24817	21-Jul-18	00:05:08
40	40 180720G2_40	1801773-04 CBD-1FB22-0718 0.25009	21-Jul-18	00:17:53
41	41 180720G2_41	1801769-01 CBD-1RW11-0718 0.25494	21-Jul-18	00:30:43
42	42 180720G2_42	1801769-02 CBD-1FB11-0718 0.25628	21-Jul-18	00:43:32
43	43 180720G2_43	1801769-03 CBD-1RW12-0718 0.25502	21-Jul-18	00:56:22
44	44 180720G2_44	1801769-04 CBD-1FB12-0718 0.25622	21-Jul-18	01:09:11
45	45 180720G2_45	1801769-05 CBD-1RW13-0718 0.25294	21-Jul-18	01:22:03
46	46 180720G2_46	1801769-06 CBD-1FB13-0718 0.25649	21-Jul-18	01:34:50
47	47 180720G2_47	1801769-07 CBD-1RW14-0718 0.25141	21-Jul-18	01:47:40
48	48 180720G2_48	1801769-08 CBD-1FB14-0718 0.2554	21-Jul-18	02:00:25
49	49 180720G2_49	1801769-09 CBD-1RW15-0718 0.2534	21-Jul-18	02:13:14
50	50 180720G2_50	1801769-10 CBD-1FB15-0718 0.25327	21-Jul-18	02:26:03
51	51 180720G2_51	1801769-11 CBD-1RW16-0718 0.25533	21-Jul-18	02:38:53
52	52 180720G2_52	1801769-12 CBD-1FB16-0718 0.25881	21-Jul-18	02:51:41
53	53 180720G2_53	1801769-13 CBD-1RW17-0718 0.25403	21-Jul-18	03:04:31
54	54 180720G2_54	1801769-14 CBD-1FB17-0718 0.25434	21-Jul-18	03:17:20
55	55 180720G2_55	1801769-15 CBD-1RW18-0718 0.25298	21-Jul-18	03:30:10
56	56 180720G2_56	1801769-16 CBD-1FB18-0718 0.25721	21-Jul-18	03:42:58
57	57 180720G2_57	IPA	21-Jul-18	03:55:48
58	58 180720G2_58	ST180720G2-3 PFC CS3 537 18G1808	21-Jul-18	04:08:37
59	59 180720G2_59	IPA	21-Jul-18	04:21:26
60	60 180720G2_60	1801769-17 CBD-1RW19-0718 0.25305	21-Jul-18	04:34:15
61	61 180720G2_61	1801769-18 CBD-1FB19-0718 0.25356	21-Jul-18	04:47:04
62	62 180720G2_62	1801769-19 CBD-1RW20-0718 0.2509	21-Jul-18	04:59:54
63	63 180720G2_63	1801769-20 CBD-1FB20-0718 0.25184	21-Jul-18	05:12:39
64	64 180720G2_64	IPA	21-Jul-18	05:25:28
65	65 180720G2_65	ST180720G2-4 PFC CS-1 537 18G1804	21-Jul-18	05:38:20
66	66 180720G2_66	IPA	21-Jul-18	05:51:07

Dataset: X:\G1.PRO\Results\2018\180720G2\180720G2-02.qld

Last Altered: Friday, July 20, 2018 16:32:40 Pacific Daylight Time

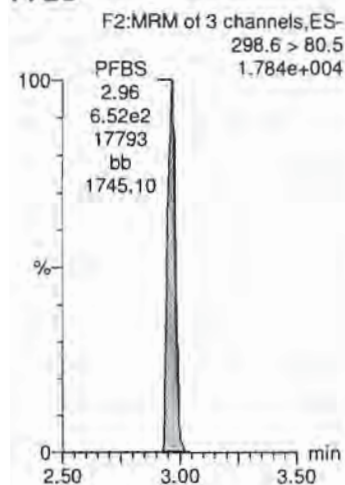
Printed: Saturday, July 21, 2018 16:41:19 Pacific Daylight Time

Method: X:\G1.PRO\MethDB\PFAS\_DW\_L14\_0719.mdb 20 Jul 2018 10:54:08


Calibration: X:\G1.PRO\CurveDB\C18\_537\_Q1\_07-19-18\_L14.cdb 20 Jul 2018 12:31:35

Name: 180720G2\_2, Date: 20-Jul-2018, Time: 16:10:52, ID: ST180720G2-1 PFC CS-1 537 18G1804, Description: PFC CS-1 537 18G1804

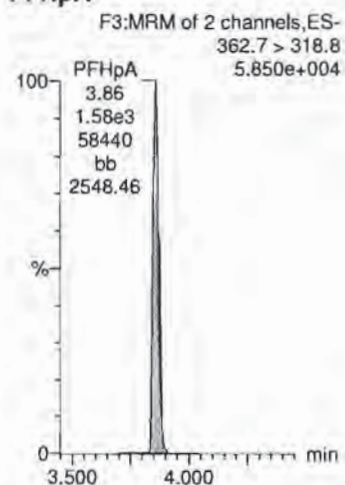
**PFBS**



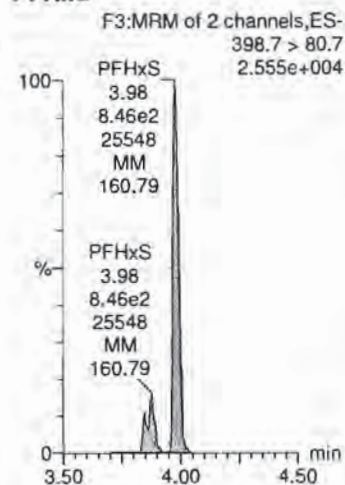
**PFHxA**



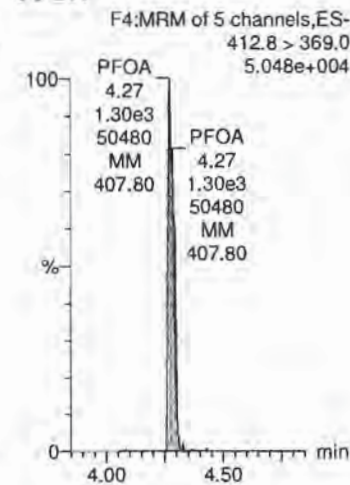
**PFHpA**




**PFHxS**




**PFOA**



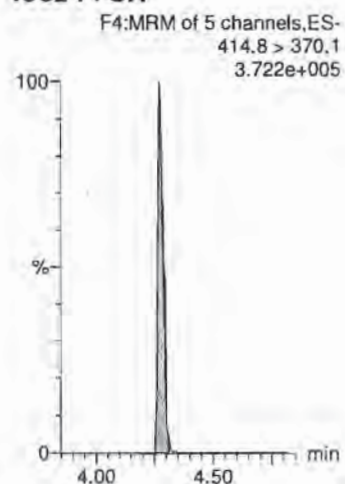
**13C4-PFOS**




**13C2-PFOA**




**13C2-PFOA**



**13C4-PFOS**



**13C2-PFOA**






Dataset: X:\G1.PRO\Results\2018\180720G2\180720G2-02.qld

Last Altered: Friday, July 20, 2018 16:32:40 Pacific Daylight Time

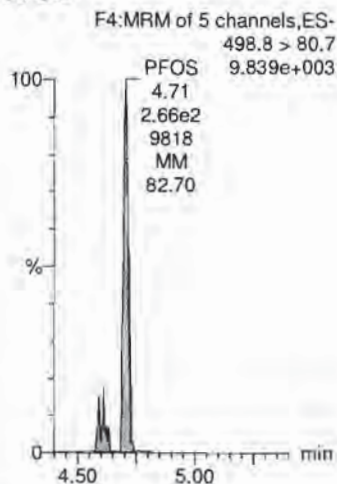
Printed: Saturday, July 21, 2018 16:41:19 Pacific Daylight Time

Name: 180720G2\_2, Date: 20-Jul-2018, Time: 16:10:52, ID: ST180720G2-1 PFC CS-1 537 18G1804, Description: PFC CS-1 537 18G1804


**PFNA**



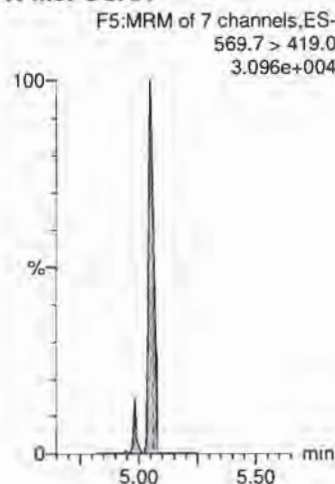
**PFOS**



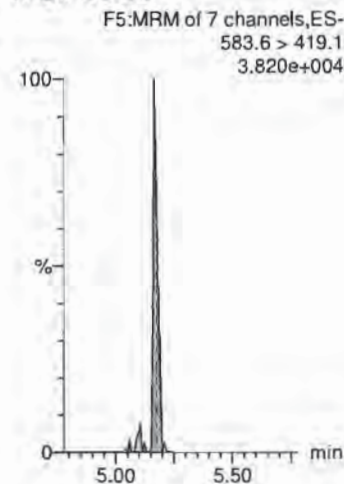
**PFDA**




**N-MeFOSAA**



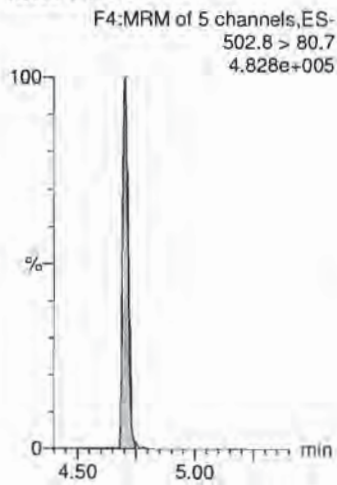
**N-EtFOSAA**



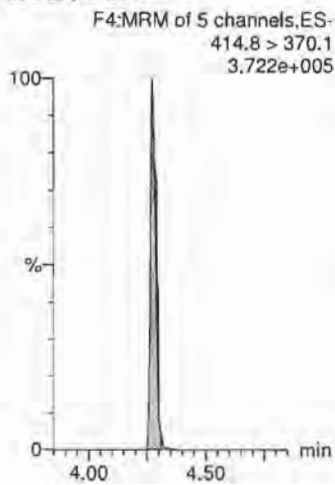
**13C2-PFOA**




**13C4-PFOS**



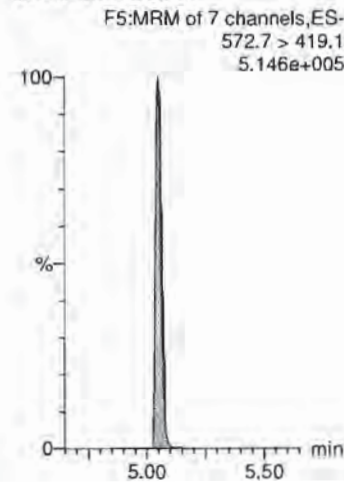
**13C2-PFOA**



**d3-N-MeFOSAA**



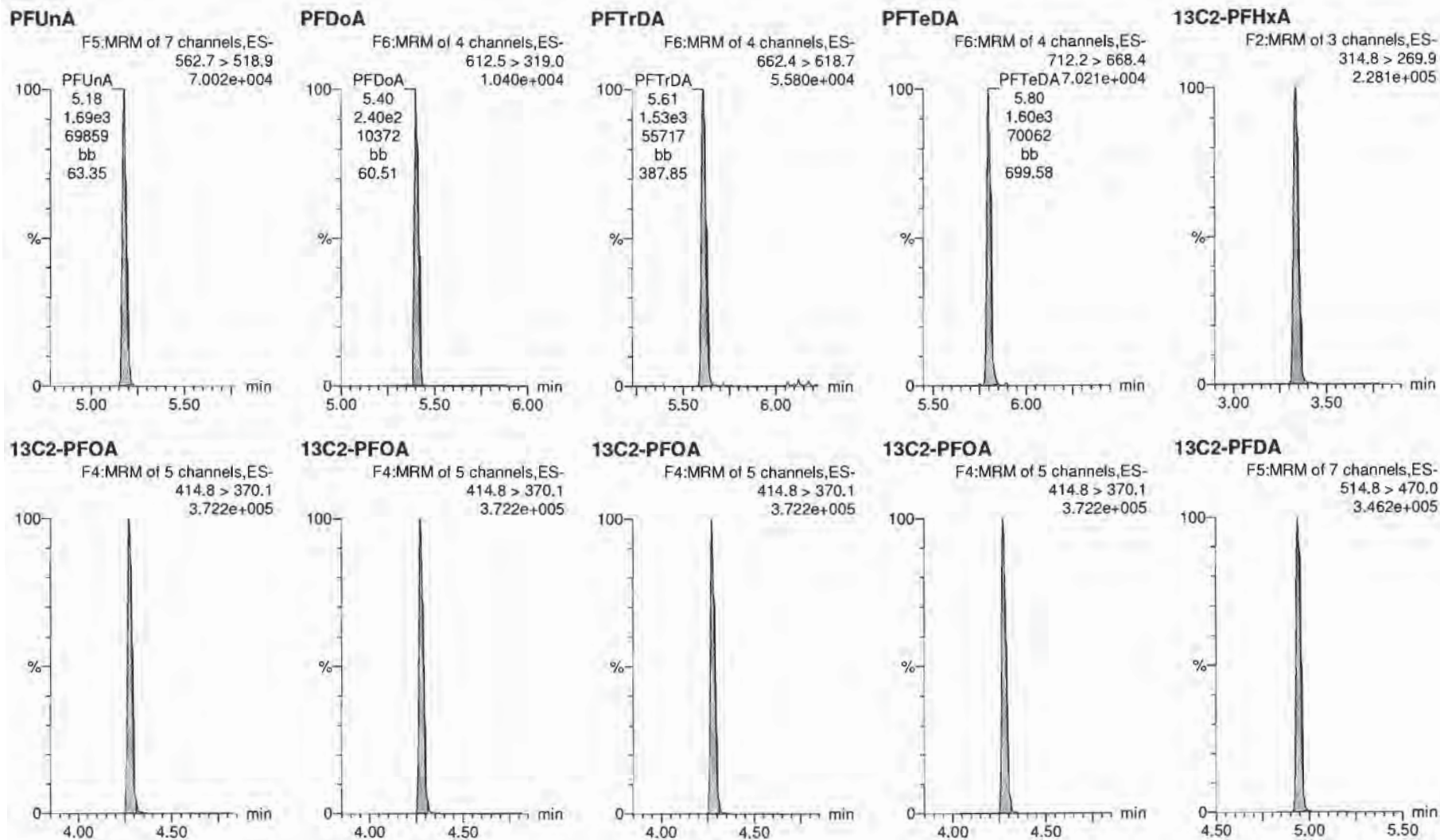
**d3-N-MeFOSAA**



Dataset: X:\G1.PRO\Results\2018\180720G2\180720G2-02.qld

Last Altered: Friday, July 20, 2018 16:32:40 Pacific Daylight Time  
Printed: Saturday, July 21, 2018 16:41:19 Pacific Daylight Time

Name: 180720G2\_2, Date: 20-Jul-2018, Time: 16:10:52, ID: ST180720G2-1 PFC CS-1 537 18G1804, Description: PFC CS-1 537 18G1804



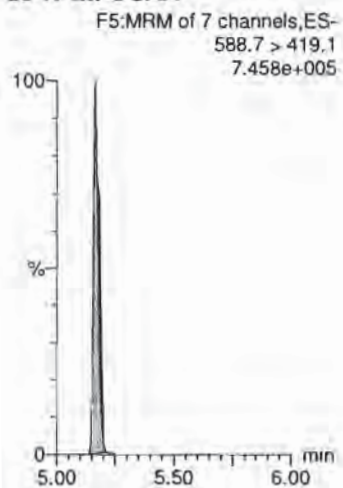
Dataset: X:\G1.PRO\Results\2018\180720G2\180720G2-02.qld

Last Altered: Friday, July 20, 2018 16:32:40 Pacific Daylight Time

Printed: Saturday, July 21, 2018 16:41:19 Pacific Daylight Time

Name: 180720G2\_2, Date: 20-Jul-2018, Time: 16:10:52, ID: ST180720G2-1 PFC CS-1 537 18G1804, Description: PFC CS-1 537 18G1804

**d5-N-EtFOSAA**





Dataset: X:\G1.PRO\Results\2018\180720G2\180720G2-35.qld

Last Altered: Saturday, July 21, 2018 16:42:50 Pacific Daylight Time

Printed: Saturday, July 21, 2018 16:43:25 Pacific Daylight Time

Method: X:\G1.PRO\MethDB\PFAS\_DW\_L14\_0719.mdb 20 Jul 2018 10:54:08

Calibration: X:\G1.PRO\CurveDB\C18\_537\_Q1\_07-19-18\_L14.cdb 20 Jul 2018 12:31:35

Name: 180720G2\_35, Date: 20-Jul-2018, Time: 23:13:53, ID: ST180720G2-2 PFC CS1 537 18G1806, Description: PFC CS1 537 18G1806

#	Name	Trace	Area	IS Area	Wt./Vol.	RRF	Pred.RT	RT	y Axis Resp.	Conc.	%Rec
1	1 PFBS	298.6 > 80.5	3.96e3	1.20e4	1.00		2.96	2.97	9.52	10.0	113.2
2	2 PFHxA	312.7 > 268.8	8.11e3	1.04e4	1.00		3.34	3.34	7.80	9.59	95.9
3	3 PFHpA	362.7 > 318.8	8.98e3	1.04e4	1.00		3.85	3.86	8.64	9.85	98.5
4	4 PFHxS	398.7 > 80.7	4.35e3	1.20e4	1.00		3.98	3.98	10.5	9.26	101.6
5	5 PFOA	412.8 > 369.0	7.09e3	1.04e4	1.00		4.28	4.28	6.82	9.35	93.5
6	6 PFNA	462.9 > 419.1	7.83e3	1.04e4	1.00		4.64	4.64	7.53	8.64	86.4
7	7 PFOS	498.8 > 80.7	1.31e3	1.20e4	1.00		4.70	4.70	3.14	8.51	92.1
8	8 PFDA	512.8 > 469.0	7.47e3	1.04e4	1.00		4.92	4.95	7.19	8.25	82.5
9	9 N-MeFOSAA	569.7 > 419.0	4.97e3	1.57e4	1.00		5.07	5.07	12.7	11.0	109.8
10	10 N-EtFOSAA	583.6 > 419.1	4.00e3	1.57e4	1.00		5.18	5.17	10.2	10.2	102.4
11	11 PFUnA	562.7 > 518.9	9.59e3	1.04e4	1.00		5.16	5.18	9.22	9.59	95.9
12	12 PFDoA	612.5 > 319.0	1.56e3	1.04e4	1.00		5.40	5.40	1.50	10.2	102.2
13	13 PFTrDA	662.4 > 618.7	8.99e3	1.04e4	1.00		5.61	5.61	8.64	9.58	95.8
14	14 PFTeDA	712.2 > 668.4	8.73e3	1.04e4	1.00		5.80	5.80	8.39	9.06	90.6
15	15 13C2-PFHxA	314.8 > 269.9	7.41e3	1.04e4	1.00	0.753	3.43	3.34	7.12	9.46	94.6
16	16 13C2-PFDA	514.8 > 470.0	9.40e3	1.04e4	1.00	1.023	4.87	4.95	9.04	8.84	88.4
17	17 d5-N-EtFOSAA	588.7 > 419.1	1.95e4	1.57e4	1.00	1.264	5.06	5.16	49.9	39.5	98.6
18	18 13C2-PFOA	414.8 > 370.1	1.04e4	1.04e4	1.00	1.000	4.28	4.27	10.0	10.0	100.0
19	19 13C4-PFOS	502.8 > 80.7	1.20e4	1.20e4	1.00	1.000	4.71	4.71	28.7	28.7	100.0
20	20 d3-N-MeFOSAA	572.7 > 419.1	1.57e4	1.57e4	1.00	1.000	5.04	5.06	40.0	40.0	100.0

*✓ AD 7/22/18*

*cad  
7/21/18*

Dataset: Untitled

Last Altered: Saturday, July 21, 2018 16:46:14 Pacific Daylight Time  
Printed: Saturday, July 21, 2018 16:47:02 Pacific Daylight Time

Method: X:\G1.PRO\MethDB\PFAS\_DW\_L14\_0719.mdb 20 Jul 2018 10:54:08  
Calibration: X:\G1.PRO\CurveDB\C18\_537\_Q1\_07-19-18\_L14.cdb 20 Jul 2018 12:31:35

Compound name: PFBS

#	Name	ID	Acq.Date	Acq.Time
1	1 180720G2_1	IPA	20-Jul-18	15:58:46
2	2 180720G2_2	ST180720G2-1 PFC CS-1 537 18G1804	20-Jul-18	16:10:52
3	3 180720G2_3	IPA	20-Jul-18	16:23:45
4	4 180720G2_4	B8G0137-BLK1 LRB 0.25	20-Jul-18	16:36:36
5	5 180720G2_5	B8G0137-BS1 LFB 0.25	20-Jul-18	16:49:22
6	6 180720G2_6	B8G0140-BLK1 LRB 0.25	20-Jul-18	17:02:12
7	7 180720G2_7	B8G0140-BS1 LFB 0.25	20-Jul-18	17:15:01
8	8 180720G2_8	B8G0140-BSD1 LFB 0.25	20-Jul-18	17:27:51
9	9 180720G2_9	B8G0141-BLK1 LRB 0.25	20-Jul-18	17:40:41
10	10 180720G2_10	B8G0141-BS1 LFB 0.25	20-Jul-18	17:53:30
11	11 180720G2_11	B8G0141-BSD1 LFB 0.25	20-Jul-18	18:06:18
12	12 180720G2_12	B8G0137-MS1 LFSM 0.23526	20-Jul-18	18:19:08
13	13 180720G2_13	B8G0137-MSD1 LFSMD 0.24884	20-Jul-18	18:31:53
14	14 180720G2_14	1801762-01 CBD-1RW01-0718 0.25352	20-Jul-18	18:44:43
15	15 180720G2_15	1801762-02 CBD-1FB01-0718 0.25162	20-Jul-18	18:57:32
16	16 180720G2_16	1801762-03 CBD-1RW02-0718 0.24766	20-Jul-18	19:10:22
17	17 180720G2_17	1801762-04 CBD-1FB02-0718 0.25449	20-Jul-18	19:23:11
18	18 180720G2_18	1801762-05 CBD-1RW03-0718 0.24854	20-Jul-18	19:36:00
19	19 180720G2_19	1801762-06 CBD-1FB03-0718 0.245	20-Jul-18	19:48:50
20	20 180720G2_20	1801762-07 CBD-1RW04-0718 0.24138	20-Jul-18	20:01:39
21	21 180720G2_21	1801762-08 CBD-1FB04-0718 0.25347	20-Jul-18	20:14:25
22	22 180720G2_22	1801762-09 CBD-1RW05-0718 0.24577	20-Jul-18	20:27:14
23	23 180720G2_23	1801762-10 CBD-1FB05-0718 0.25646	20-Jul-18	20:40:03
24	24 180720G2_24	1801762-11 CBD-1RW06-0718 0.24786	20-Jul-18	20:52:53
25	25 180720G2_25	1801762-12 CBD-1FB06-0718 0.23737	20-Jul-18	21:05:41
26	26 180720G2_26	1801762-13 CBD-1RW07-0718 0.24944	20-Jul-18	21:18:31
27	27 180720G2_27	1801762-14 CBD-1FB07-0718 0.25003	20-Jul-18	21:31:21
28	28 180720G2_28	1801762-15 CBD-1RW08-0718 0.24846	20-Jul-18	21:44:10
29	29 180720G2_29	1801762-16 CBD-1FB08-0718 0.25211	20-Jul-18	21:56:56
30	30 180720G2_30	1801762-17 CBD-1RW09-0718 0.24149	20-Jul-18	22:09:45
31	31 180720G2_31	1801762-18 CBD-1FB09-0718 0.24956	20-Jul-18	22:22:34
32	32 180720G2_32	1801762-19 CBD-1RW10-0718 0.23841	20-Jul-18	22:35:25



Dataset: Untitled

Last Altered: Saturday, July 21, 2018 16:46:14 Pacific Daylight Time

Printed: Saturday, July 21, 2018 16:47:02 Pacific Daylight Time

Compound name: PFBS

#	Name	ID	Acq.Date	Acq.Time
33	33 180720G2_33	1801762-20 CBD-1FB10-0718 0.24465	20-Jul-18	22:48:13
34	34 180720G2_34	IPA	20-Jul-18	23:01:04
35	35 180720G2_35	ST180720G2-2 PFC CS1 537 18G1806	20-Jul-18	23:13:53
36	36 180720G2_36	IPA	20-Jul-18	23:26:40
37	37 180720G2_37	1801773-01 CBD-1RW21-0718 0.24583	20-Jul-18	23:39:30
38	38 180720G2_38	1801773-02 CBD-1FB21-0718 0.24213	20-Jul-18	23:52:19
39	39 180720G2_39	1801773-03 CBD-1RW22-0718 0.24817	21-Jul-18	00:05:08
40	40 180720G2_40	1801773-04 CBD-1FB22-0718 0.25009	21-Jul-18	00:17:53
41	41 180720G2_41	1801769-01 CBD-1RW11-0718 0.25494	21-Jul-18	00:30:43
42	42 180720G2_42	1801769-02 CBD-1FB11-0718 0.25628	21-Jul-18	00:43:32
43	43 180720G2_43	1801769-03 CBD-1RW12-0718 0.25502	21-Jul-18	00:56:22
44	44 180720G2_44	1801769-04 CBD-1FB12-0718 0.25622	21-Jul-18	01:09:11
45	45 180720G2_45	1801769-05 CBD-1RW13-0718 0.25294	21-Jul-18	01:22:03
46	46 180720G2_46	1801769-06 CBD-1FB13-0718 0.25649	21-Jul-18	01:34:50
47	47 180720G2_47	1801769-07 CBD-1RW14-0718 0.25141	21-Jul-18	01:47:40
48	48 180720G2_48	1801769-08 CBD-1FB14-0718 0.2554	21-Jul-18	02:00:25
49	49 180720G2_49	1801769-09 CBD-1RW15-0718 0.2534	21-Jul-18	02:13:14
50	50 180720G2_50	1801769-10 CBD-1FB15-0718 0.25327	21-Jul-18	02:26:03
51	51 180720G2_51	1801769-11 CBD-1RW16-0718 0.25533	21-Jul-18	02:38:53
52	52 180720G2_52	1801769-12 CBD-1FB16-0718 0.25881	21-Jul-18	02:51:41
53	53 180720G2_53	1801769-13 CBD-1RW17-0718 0.25403	21-Jul-18	03:04:31
54	54 180720G2_54	1801769-14 CBD-1FB17-0718 0.25434	21-Jul-18	03:17:20
55	55 180720G2_55	1801769-15 CBD-1RW18-0718 0.25298	21-Jul-18	03:30:10
56	56 180720G2_56	1801769-16 CBD-1FB18-0718 0.25721	21-Jul-18	03:42:58
57	57 180720G2_57	IPA	21-Jul-18	03:55:48
58	58 180720G2_58	ST180720G2-3 PFC CS3 537 18G1808	21-Jul-18	04:08:37
59	59 180720G2_59	IPA	21-Jul-18	04:21:26
60	60 180720G2_60	1801769-17 CBD-1RW19-0718 0.25305	21-Jul-18	04:34:15
61	61 180720G2_61	1801769-18 CBD-1FB19-0718 0.25356	21-Jul-18	04:47:04
62	62 180720G2_62	1801769-19 CBD-1RW20-0718 0.2509	21-Jul-18	04:59:54
63	63 180720G2_63	1801769-20 CBD-1FB20-0718 0.25184	21-Jul-18	05:12:39
64	64 180720G2_64	IPA	21-Jul-18	05:25:28
65	65 180720G2_65	ST180720G2-4 PFC CS-1 537 18G1804	21-Jul-18	05:38:20
66	66 180720G2_66	IPA	21-Jul-18	05:51:07



Dataset: X:\G1.PRO\Results\2018\180720G2\180720G2-35.qld

Last Altered: Saturday, July 21, 2018 16:42:50 Pacific Daylight Time

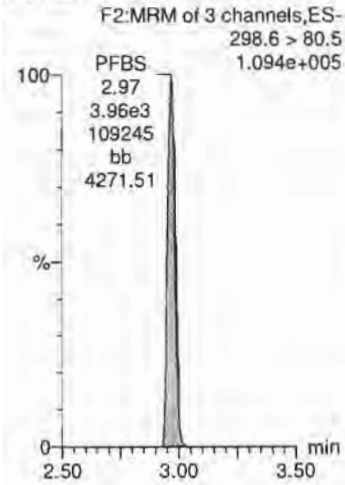
Printed: Saturday, July 21, 2018 16:43:25 Pacific Daylight Time

Method: X:\G1.PRO\MethDB\PFAS\_DW\_L14\_0719.mdb 20 Jul 2018 10:54:08

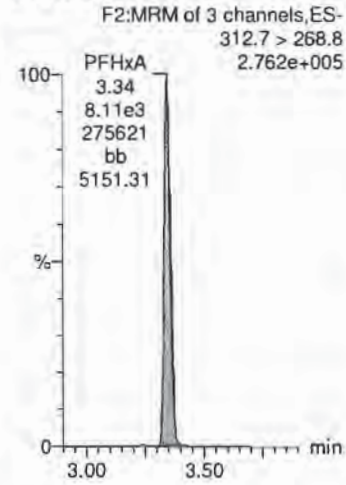
Calibration: X:\G1.PRO\CurveDB\C18\_537\_Q1\_07-19-18\_L14.cdb 20 Jul 2018 12:31:35

Name: 180720G2\_35, Date: 20-Jul-2018, Time: 23:13:53, ID: ST180720G2-2 PFC CS1 537 18G1806, Description: PFC CS1 537 18G1806

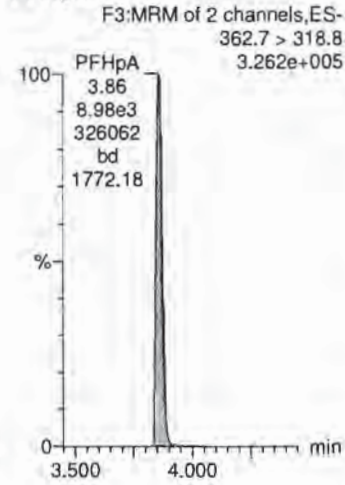
**PFBS**



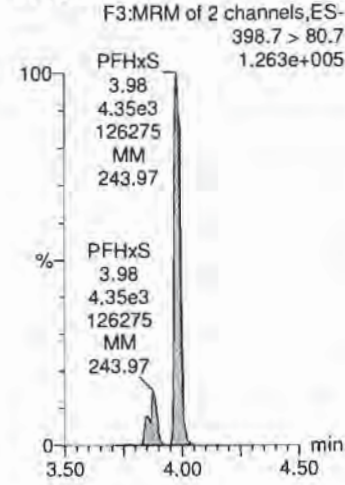
**PFHxA**



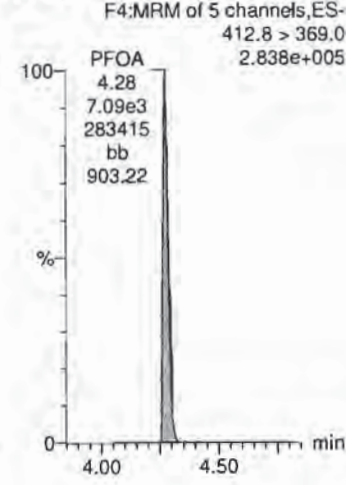
**PFHpA**




**PFHxS**




**PFOA**




**13C4-PFOS**




**13C2-PFOA**




**13C2-PFOA**



**13C4-PFOS**



**13C2-PFOA**




Dataset: X:\G1.PRO\Results\2018\180720G2\180720G2-35.qld

Last Altered: Saturday, July 21, 2018 16:42:50 Pacific Daylight Time

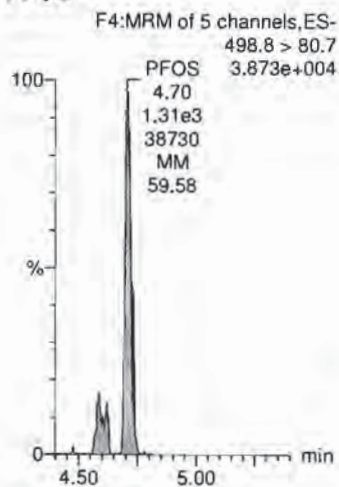
Printed: Saturday, July 21, 2018 16:43:25 Pacific Daylight Time

Name: 180720G2\_35, Date: 20-Jul-2018, Time: 23:13:53, ID: ST180720G2-2 PFC CS1 537 18G1806, Description: PFC CS1 537 18G1806

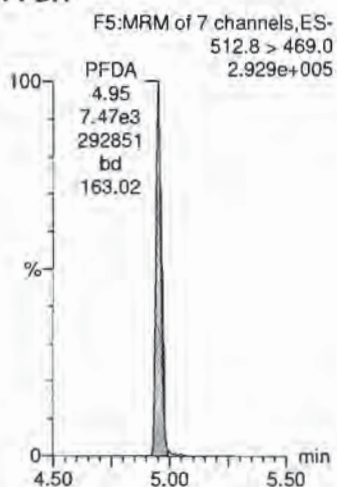
**PFNA**




**PFOS**



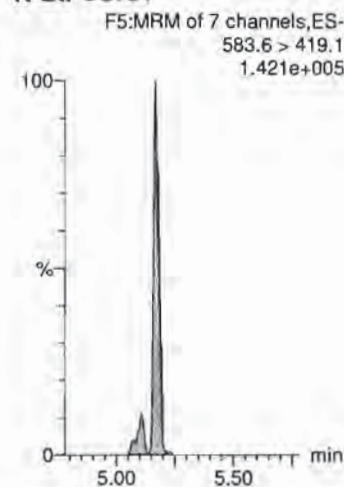
**PFDA**




**N-MeFOSAA**




**N-EtFOSAA**



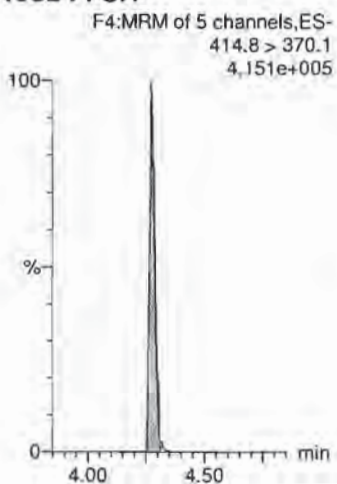
**13C2-PFOA**



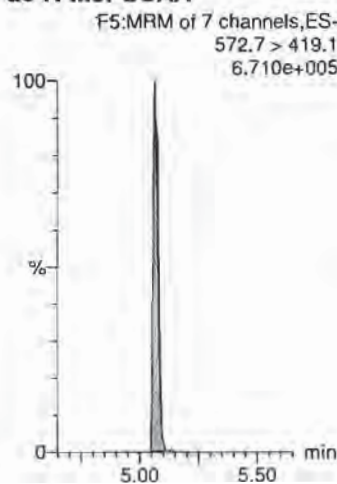
**13C4-PFOS**



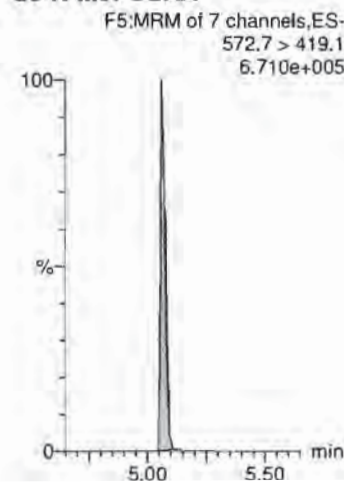
**13C2-PFOA**



**d3-N-MeFOSAA**



**d3-N-MeFOSAA**



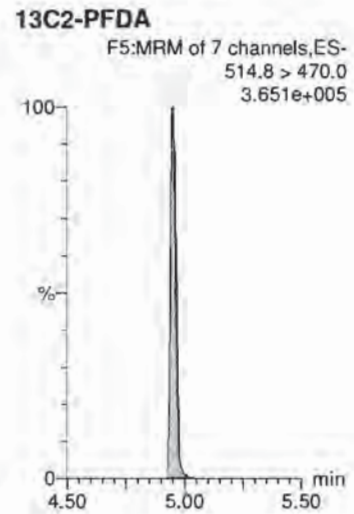

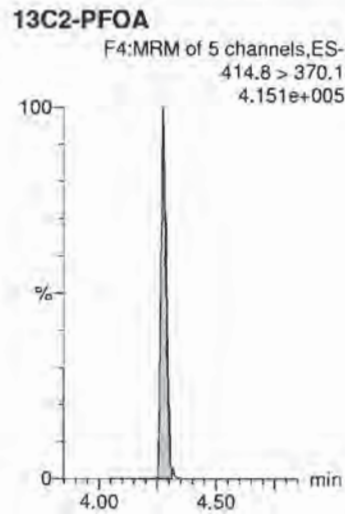
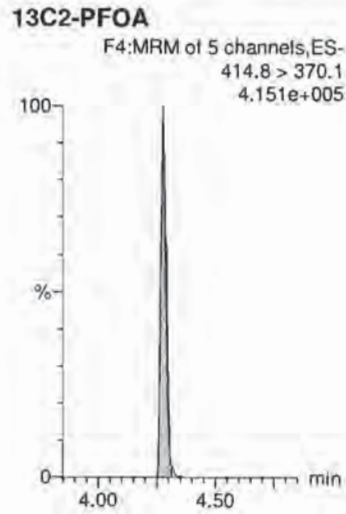
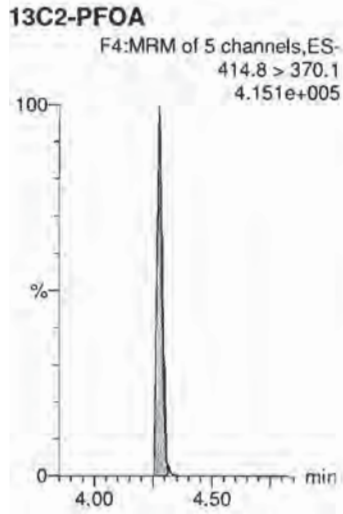
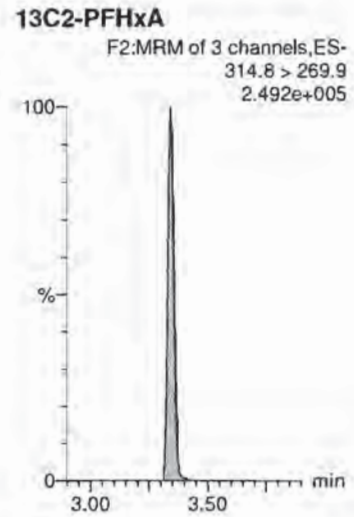






Dataset: X:\G1.PRO\Results\2018\180720G2\180720G2-35.qld

Last Altered: Saturday, July 21, 2018 16:42:50 Pacific Daylight Time

Printed: Saturday, July 21, 2018 16:43:25 Pacific Daylight Time

Name: 180720G2\_35, Date: 20-Jul-2018, Time: 23:13:53, ID: ST180720G2-2 PFC CS1 537 18G1806, Description: PFC CS1 537 18G1806



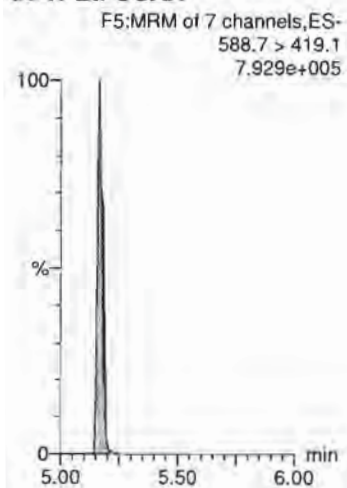
Dataset: X:\G1.PRO\Results\2018\180720G2\180720G2-35.qld

Last Altered: Saturday, July 21, 2018 16:42:50 Pacific Daylight Time

Printed: Saturday, July 21, 2018 16:43:25 Pacific Daylight Time

Name: 180720G2\_35, Date: 20-Jul-2018, Time: 23:13:53, ID: ST180720G2-2 PFC CS1 537 18G1806, Description: PFC CS1 537 18G1806

d5-N-EtFOSAA



**INITIAL CALIBRATION (ICAL)**  
**INCLUDING ASSOCIATED**  
**INITIAL CALIBRATION VERIFICATION (ICV) AND INSTRUMENT BLANK (IB)**



Dataset: X:\G1.PRO\Results\2018\180719G3\180719G3-CRV.qld

Last Altered: Friday, July 20, 2018 12:31:35 Pacific Daylight Time

Printed: Friday, July 20, 2018 12:39:31 Pacific Daylight Time

*Low pt.*  
*MeFOSAA 20.5*  
*PFDoA ↓*  
*EFOSAA = 1*

Method: X:\G1.PRO\MethDB\PFAS\_DW\_L14\_0719.mdb 20 Jul 2018 10:54:08  
 Calibration: X:\G1.PRO\CurveDB\C18\_537\_Q1\_07-19-18\_L14.cdb 20 Jul 2018 12:31:35

*VAD 7/20/18*

**Compound name: PFBS**

Coefficient of Determination: R<sup>2</sup> = 0.999254

Calibration curve: 0.950953 \* x

Response type: Internal Std ( Ref 19 ), Area \* ( IS Conc. / IS Area )

Curve type: Linear, Origin: Force, Weighting: 1/x, Axis trans: None

	# Name	Type	Std. Conc	RT	Area	IS Area	Response	Conc.	%Dev	Conc. Flag	CoD	CoD Flag	x=excluded
1	1 180719G3_2	Standard	0.222	2.98	79.078	12524.291	0.181	0.2	-14.2	NO	0.999	NO	MM
2	2 180719G3_3	Standard	0.444	2.96	189.547	13531.768	0.402	0.4	-4.8	NO	0.999	NO	bb
3	3 180719G3_4	Standard	0.888	2.97	364.822	13253.347	0.790	0.8	-6.4	NO	0.999	NO	bb
4	4 180719G3_5	Standard	1.780	2.97	720.599	13367.935	1.547	1.6	-8.6	NO	0.999	NO	bb
5	5 180719G3_6	Standard	4.440	2.97	1837.066	13104.011	4.023	4.2	-4.7	NO	0.999	NO	bb
6	6 180719G3_7	Standard	8.840	2.97	3401.218	12817.154	7.616	8.0	-9.4	NO	0.999	NO	bd
7	7 180719G3_8	Standard	22.100	2.97	9191.506	13057.182	20.203	21.2	-3.9	NO	0.999	NO	bb
8	8 180719G3_9	Standard	44.200	2.97	18480.521	12535.142	42.312	44.5	0.7	NO	0.999	NO	bb
9	9 180719G3_10	Standard	66.400	2.97	26316.469	11870.359	63.628	66.9	0.8	NO	0.999	NO	bb
10	10 180719G3_11	Standard	88.500	2.97	34910.867	11725.865	85.447	89.9	1.5	NO	0.999	NO	bb

**Compound name: PFHxA**

Coefficient of Determination: R<sup>2</sup> = 0.998365

Calibration curve: 0.813355 \* x

Response type: Internal Std ( Ref 18 ), Area \* ( IS Conc. / IS Area )

Curve type: Linear, Origin: Force, Weighting: 1/x, Axis trans: None

	# Name	Type	Std. Conc	RT	Area	IS Area	Response	Conc.	%Dev	Conc. Flag	CoD	CoD Flag	x=excluded
1	1 180719G3_2	Standard	0.250	3.35	216.445	9607.558	0.225	0.3	10.8	NO	0.998	NO	MM
2	2 180719G3_3	Standard	0.500	3.35	379.840	10003.517	0.380	0.5	-6.6	NO	0.998	NO	MM
3	3 180719G3_4	Standard	1.000	3.35	727.371	9809.153	0.742	0.9	-8.8	NO	0.998	NO	bb
4	4 180719G3_5	Standard	2.000	3.35	1515.859	9349.009	1.621	2.0	-0.3	NO	0.998	NO	bb
5	5 180719G3_6	Standard	5.000	3.35	3877.906	10233.146	3.790	4.7	-6.8	NO	0.998	NO	MM
6	6 180719G3_7	Standard	10.000	3.35	7255.813	8950.334	8.107	10.0	-0.3	NO	0.998	NO	bd
7	7 180719G3_8	Standard	25.000	3.35	19145.990	9857.262	19.423	23.9	-4.5	NO	0.998	NO	bd
8	8 180719G3_9	Standard	50.000	3.35	37287.813	8593.062	43.393	53.4	6.7	NO	0.998	NO	bd
9	9 180719G3_10	Standard	75.000	3.35	52640.691	8955.572	58.780	72.3	-3.6	NO	0.998	NO	bd
10	10 180719G3_11	Standard	100.000	3.35	71689.805	8728.923	82.129	101.0	1.0	NO	0.998	NO	MM

*Call  
7/20/18*



Dataset: X:\G1.PRO\Results\2018\180719G3\180719G3-CRV.qld

Last Altered: Friday, July 20, 2018 12:31:35 Pacific Daylight Time  
 Printed: Friday, July 20, 2018 12:39:31 Pacific Daylight Time

**Compound name: PFHpA**

Coefficient of Determination: R<sup>2</sup> = 0.998925

Calibration curve: 0.876694 \* x

Response type: Internal Std ( Ref 18 ), Area \* ( IS Conc. / IS Area )

Curve type: Linear, Origin: Force, Weighting: 1/x, Axis trans: None

#	Name	Type	Std. Conc	RT	Area	IS Area	Response	Conc.	%Dev	Conc. Flag	CoD	CoD Flag	x=excluded
1	1 180719G3_2	Standard	0.250	3.86	187.909	9607.558	0.196	0.2	-10.8	NO	0.999	NO	MM
2	2 180719G3_3	Standard	0.500	3.86	396.545	10003.517	0.396	0.5	-9.6	NO	0.999	NO	MM
3	3 180719G3_4	Standard	1.000	3.86	776.772	9809.153	0.792	0.9	-9.7	NO	0.999	NO	bb
4	4 180719G3_5	Standard	2.000	3.87	1557.671	9349.009	1.666	1.9	-5.0	NO	0.999	NO	MM
5	5 180719G3_6	Standard	5.000	3.86	4098.867	10233.146	4.005	4.6	-8.6	NO	0.999	NO	bb
6	6 180719G3_7	Standard	10.000	3.86	7904.910	8950.334	8.832	10.1	0.7	NO	0.999	NO	bb
7	7 180719G3_8	Standard	25.000	3.86	20082.256	9857.262	20.373	23.2	-7.0	NO	0.999	NO	bb
8	8 180719G3_9	Standard	50.000	3.86	39159.559	8593.062	45.571	52.0	4.0	NO	0.999	NO	bb
9	9 180719G3_10	Standard	75.000	3.86	58417.047	8955.572	65.230	74.4	-0.8	NO	0.999	NO	bd
10	10 180719G3_11	Standard	100.000	3.86	77294.531	8728.923	88.550	101.0	1.0	NO	0.999	NO	bb

**Compound name: PFHxS**

Coefficient of Determination: R<sup>2</sup> = 0.999072

Calibration curve: 1.12898 \* x

Response type: Internal Std ( Ref 19 ), Area \* ( IS Conc. / IS Area )

Curve type: Linear, Origin: Force, Weighting: 1/x, Axis trans: None

#	Name	Type	Std. Conc	RT	Area	IS Area	Response	Conc.	%Dev	Conc. Flag	CoD	CoD Flag	x=excluded
1	1 180719G3_2	Standard	0.228	3.98	95.875	12524.291	0.220	0.2	-14.6	NO	0.999	NO	MM
2	2 180719G3_3	Standard	0.456	3.99	229.626	13531.768	0.487	0.4	-5.4	NO	0.999	NO	MM
3	3 180719G3_4	Standard	0.912	3.98	401.635	13253.347	0.870	0.8	-15.5	NO	0.999	NO	MM
4	4 180719G3_5	Standard	1.820	3.99	833.141	13367.935	1.789	1.6	-12.9	NO	0.999	NO	MM
5	5 180719G3_6	Standard	4.560	3.99	2239.804	13104.011	4.906	4.3	-4.7	NO	0.999	NO	MM
6	6 180719G3_7	Standard	9.120	3.99	4365.842	12817.154	9.776	8.7	-5.1	NO	0.999	NO	MM
7	7 180719G3_8	Standard	22.800	3.98	11084.256	13057.182	24.363	21.6	-5.4	NO	0.999	NO	MM
8	8 180719G3_9	Standard	45.500	3.99	22376.348	12535.142	51.232	45.4	-0.3	NO	0.999	NO	MM
9	9 180719G3_10	Standard	68.200	3.98	32770.844	11870.359	79.233	70.2	2.9	NO	0.999	NO	MM
10	10 180719G3_11	Standard	91.000	3.99	42192.352	11725.865	103.269	91.5	0.5	NO	0.999	NO	MM

Dataset: X:\G1.PRO\Results\2018\180719G3\180719G3-CRV.qld

Last Altered: Friday, July 20, 2018 13:11:24 Pacific Daylight Time

Printed: Friday, July 20, 2018 13:11:52 Pacific Daylight Time

**Compound name: PFOA**

Coefficient of Determination: R<sup>2</sup> = 0.998834

Calibration curve: 0.729381 \* x

Response type: Internal Std ( Ref 18 ), Area \* ( IS Conc. / IS Area )

Curve type: Linear, Origin: Force, Weighting: 1/x, Axis trans: None

	# Name	Type	Std. Conc	RT	Area	IS Area	Response	Conc.	%Dev	Conc. Flag	CoD	CoD Flag	x=excluded
1	1 180719G3_2	Standard	0.250	4.29	181.478	9607.558	0.189	0.3	3.6	NO	0.999	NO	MM
2	2 180719G3_3	Standard	0.500	4.28	345.007	10003.517	0.345	0.5	-5.4	NO	0.999	NO	MM
3	3 180719G3_4	Standard	1.000	4.28	639.844	9809.153	0.652	0.9	-10.6	NO	0.999	NO	MM
4	4 180719G3_5	Standard	2.000	4.29	1299.033	9349.009	1.389	1.9	-4.7	NO	0.999	NO	bb
5	5 180719G3_6	Standard	5.000	4.29	3271.357	10233.146	3.197	4.4	-12.3	NO	0.999	NO	bb
6	6 180719G3_7	Standard	10.000	4.28	6557.385	8950.334	7.326	10.0	0.4	NO	0.999	NO	bd
7	7 180719G3_8	Standard	25.000	4.29	16890.068	9857.262	17.135	23.5	-6.0	NO	0.999	NO	bd
8	8 180719G3_9	Standard	50.000	4.28	32798.785	8593.062	38.169	52.3	4.7	NO	0.999	NO	bd
9	9 180719G3_10	Standard	75.000	4.28	48639.875	8955.572	54.312	74.5	-0.7	NO	0.999	NO	bb
10	10 180719G3_11	Standard	100.000	4.28	63988.535	8728.923	73.306	100.5	0.5	NO	0.999	NO	bb

**Compound name: PFNA**

Coefficient of Determination: R<sup>2</sup> = 0.998143

Calibration curve: 0.871051 \* x

Response type: Internal Std ( Ref 18 ), Area \* ( IS Conc. / IS Area )

Curve type: Linear, Origin: Force, Weighting: 1/x, Axis trans: None

	# Name	Type	Std. Conc	RT	Area	IS Area	Response	Conc.	%Dev	Conc. Flag	CoD	CoD Flag	x=excluded
1	1 180719G3_2	Standard	0.250	4.63	162.474	9607.558	0.169	0.2	-22.3	NO	0.998	NO	MM
2	2 180719G3_3	Standard	0.500	4.65	391.919	10003.517	0.392	0.4	-10.0	NO	0.998	NO	MM
3	3 180719G3_4	Standard	1.000	4.65	782.808	9809.153	0.798	0.9	-8.4	NO	0.998	NO	MM
4	4 180719G3_5	Standard	2.000	4.64	1517.712	9349.009	1.623	1.9	-6.8	NO	0.998	NO	MM
5	5 180719G3_6	Standard	5.000	4.64	4229.869	10233.146	4.133	4.7	-5.1	NO	0.998	NO	bb
6	6 180719G3_7	Standard	10.000	4.64	8167.393	8950.334	9.125	10.5	4.8	NO	0.998	NO	bb
7	7 180719G3_8	Standard	25.000	4.64	19446.463	9857.262	19.728	22.6	-9.4	NO	0.998	NO	bd
8	8 180719G3_9	Standard	50.000	4.64	39672.789	8593.062	46.168	53.0	6.0	NO	0.998	NO	bd
9	9 180719G3_10	Standard	75.000	4.64	58721.949	8955.572	65.570	75.3	0.4	NO	0.998	NO	bd
10	10 180719G3_11	Standard	100.000	4.64	75406.766	8728.923	86.387	99.2	-0.8	NO	0.998	NO	bd



Dataset: X:\G1.PRO\Results\2018\180719G3\180719G3-CRV.qld

Last Altered: Friday, July 20, 2018 12:31:35 Pacific Daylight Time  
 Printed: Friday, July 20, 2018 12:39:31 Pacific Daylight Time

**Compound name: PFOS**

Coefficient of Determination: R<sup>2</sup> = 0.996082

Calibration curve: 0.369565 \* x

Response type: Internal Std ( Ref 19 ), Area \* ( IS Conc. / IS Area )

Curve type: Linear, Origin: Force, Weighting: 1/x, Axis trans: None

#	Name	Type	Std. Conc	RT	Area	IS Area	Response	Conc.	%Dev	Conc. Flag	CoD	CoD Flag	x=excluded
1	1 180719G3_2	Standard	0.232	4.72	12.458	12524.291	0.029	0.1	-66.7	NO	0.996	NO	MMX
2	2 180719G3_3	Standard	0.464	4.70	43.853	13531.768	0.093	0.3	-45.8	NO	0.996	NO	MM
3	3 180719G3_4	Standard	0.928	4.71	116.958	13253.347	0.253	0.7	-26.2	NO	0.996	NO	MM
4	4 180719G3_5	Standard	1.860	4.70	225.042	13367.935	0.483	1.3	-29.7	NO	0.996	NO	MM
5	5 180719G3_6	Standard	4.640	4.71	708.145	13104.011	1.551	4.2	-9.6	NO	0.996	NO	MM
6	6 180719G3_7	Standard	9.240	4.71	1384.264	12817.154	3.100	8.4	-9.2	NO	0.996	NO	MM
7	7 180719G3_8	Standard	23.100	4.71	3532.127	13057.182	7.764	21.0	-9.1	NO	0.996	NO	MM
8	8 180719G3_9	Standard	46.200	4.71	7234.786	12535.142	16.564	44.8	-3.0	NO	0.996	NO	MM
9	9 180719G3_10	Standard	69.400	4.71	10799.025	11870.359	26.110	70.6	1.8	NO	0.996	NO	MM
10	10 180719G3_11	Standard	92.500	4.71	14649.923	11725.865	35.857	97.0	4.9	NO	0.996	NO	MM

**Compound name: PFDA**

Coefficient of Determination: R<sup>2</sup> = 0.997051

Calibration curve: 0.871492 \* x

Response type: Internal Std ( Ref 18 ), Area \* ( IS Conc. / IS Area )

Curve type: Linear, Origin: Force, Weighting: 1/x, Axis trans: None

#	Name	Type	Std. Conc	RT	Area	IS Area	Response	Conc.	%Dev	Conc. Flag	CoD	CoD Flag	x=excluded
1	1 180719G3_2	Standard	0.250	4.93	246.374	9607.558	0.256	0.3	17.7	NO	0.997	NO	bb
2	2 180719G3_3	Standard	0.500	4.93	446.883	10003.517	0.447	0.5	2.5	NO	0.997	NO	MM
3	3 180719G3_4	Standard	1.000	4.93	805.683	9809.153	0.821	0.9	-5.8	NO	0.997	NO	MM
4	4 180719G3_5	Standard	2.000	4.94	1452.820	9349.009	1.554	1.8	-10.8	NO	0.997	NO	MM
5	5 180719G3_6	Standard	5.000	4.93	4209.125	10233.146	4.113	4.7	-5.6	NO	0.997	NO	bd
6	6 180719G3_7	Standard	10.000	4.93	7819.442	8950.334	8.736	10.0	0.2	NO	0.997	NO	MM
7	7 180719G3_8	Standard	25.000	4.93	19695.555	9857.262	19.981	22.9	-8.3	NO	0.997	NO	bb
8	8 180719G3_9	Standard	50.000	4.94	40205.723	8593.062	46.789	53.7	7.4	NO	0.997	NO	bb
9	9 180719G3_10	Standard	75.000	4.93	55569.367	8955.572	62.050	71.2	-5.1	NO	0.997	NO	bb
10	10 180719G3_11	Standard	100.000	4.93	78094.141	8728.923	89.466	102.7	2.7	NO	0.997	NO	bb

Dataset: X:\G1.PRO\Results\2018\180719G3\180719G3-CRV.qld

Last Altered: Friday, July 20, 2018 12:31:35 Pacific Daylight Time  
 Printed: Friday, July 20, 2018 12:39:31 Pacific Daylight Time

**Compound name: N-MeFOSAA**

Coefficient of Determination: R<sup>2</sup> = 0.998142

Calibration curve: 1.15659 \* x

Response type: Internal Std ( Ref 20 ), Area \* ( IS Conc. / IS Area )

Curve type: Linear, Origin: Force, Weighting: 1/x, Axis trans: None

#	Name	Type	Std. Conc	RT	Area	IS Area	Response	Conc.	%Dev	Conc. Flag	CoD	CoD Flag	x=excluded
1	1 180719G3_2	Standard	0.250	5.05	76.018	14900.215	0.204	0.2	-29.4	NO	0.998	NO	MMX
2	2 180719G3_3	Standard	0.500	5.05	206.538	14917.943	0.554	0.5	-4.2	NO	0.998	NO	MM
3	3 180719G3_4	Standard	1.000	5.05	459.121	15115.812	1.215	1.1	5.0	NO	0.998	NO	MM
4	4 180719G3_5	Standard	2.000	5.04	758.691	16168.233	1.877	1.6	-18.9	NO	0.998	NO	MM
5	5 180719G3_6	Standard	5.000	5.05	2024.494	15822.617	5.118	4.4	-11.5	NO	0.998	NO	MM
6	6 180719G3_7	Standard	10.000	5.05	4261.750	16013.813	10.645	9.2	-8.0	NO	0.998	NO	MM
7	7 180719G3_8	Standard	25.000	5.05	11640.010	15282.137	30.467	26.3	5.4	NO	0.998	NO	MM
8	8 180719G3_9	Standard	50.000	5.05	20775.996	13850.654	60.000	51.9	3.8	NO	0.998	NO	MM
9	9 180719G3_10	Standard	75.000	5.05	33719.148	15249.671	88.446	76.5	2.0	NO	0.998	NO	MM
10	10 180719G3_11	Standard	100.000	5.05	44018.918	15689.659	112.224	97.0	-3.0	NO	0.998	NO	MM

**Compound name: N-EtFOSAA**

Coefficient of Determination: R<sup>2</sup> = 0.994002

Calibration curve: 0.997342 \* x

Response type: Internal Std ( Ref 20 ), Area \* ( IS Conc. / IS Area )

Curve type: Linear, Origin: Force, Weighting: 1/x, Axis trans: None

#	Name	Type	Std. Conc	RT	Area	IS Area	Response	Conc.	%Dev	Conc. Flag	CoD	CoD Flag	x=excluded
1	1 180719G3_2	Standard	0.250	5.17	74.608	14900.215	0.200	0.2	-19.7	NO	0.994	NO	MMX
2	2 180719G3_3	Standard	0.500	5.17	165.411	14917.943	0.444	0.4	-11.1	NO	0.994	NO	bbX
3	3 180719G3_4	Standard	1.000	5.17	233.848	15115.812	0.619	0.6	-38.0	NO	0.994	NO	MM
4	4 180719G3_5	Standard	2.000	5.17	681.068	16168.233	1.685	1.7	-15.5	NO	0.994	NO	MM
5	5 180719G3_6	Standard	5.000	5.17	2023.786	15822.617	5.116	5.1	2.6	NO	0.994	NO	MM
6	6 180719G3_7	Standard	10.000	5.17	3527.098	16013.813	8.810	8.8	-11.7	NO	0.994	NO	MM
7	7 180719G3_8	Standard	25.000	5.17	9761.256	15282.137	25.549	25.6	2.5	NO	0.994	NO	MM
8	8 180719G3_9	Standard	50.000	5.17	19588.977	13850.654	56.572	56.7	13.4	NO	0.994	NO	MM
9	9 180719G3_10	Standard	75.000	5.17	27387.066	15249.671	71.836	72.0	-4.0	NO	0.994	NO	MM
10	10 180719G3_11	Standard	100.000	5.17	38086.531	15689.659	97.100	97.4	-2.6	NO	0.994	NO	MM



Dataset: X:\G1.PRO\Results\2018\180719G3\180719G3-CRV.qld

Last Altered: Friday, July 20, 2018 12:31:35 Pacific Daylight Time  
 Printed: Friday, July 20, 2018 12:39:31 Pacific Daylight Time

**Compound name: PFUnA**

Coefficient of Determination: R<sup>2</sup> = 0.998638

Calibration curve: 0.960831 \* x

Response type: Internal Std ( Ref 18 ), Area \* ( IS Conc. / IS Area )

Curve type: Linear, Origin: Force, Weighting: 1/x, Axis trans: None

#	Name	Type	Std. Conc	RT	Area	IS Area	Response	Conc.	%Dev	Conc. Flag	CoD	CoD Flag	x=excluded
1	1 180719G3_2	Standard	0.250	5.18	153.971	9607.558	0.160	0.2	-33.3	NO	0.999	NO	MM
2	2 180719G3_3	Standard	0.500	5.17	427.723	10003.517	0.428	0.4	-11.0	NO	0.999	NO	MM
3	3 180719G3_4	Standard	1.000	5.18	971.202	9809.153	0.990	1.0	3.0	NO	0.999	NO	MM
4	4 180719G3_5	Standard	2.000	5.18	1726.699	9349.009	1.847	1.9	-3.9	NO	0.999	NO	bb
5	5 180719G3_6	Standard	5.000	5.18	4548.829	10233.146	4.445	4.6	-7.5	NO	0.999	NO	MM
6	6 180719G3_7	Standard	10.000	5.18	8827.076	8950.334	9.862	10.3	2.6	NO	0.999	NO	bd
7	7 180719G3_8	Standard	25.000	5.18	22062.658	9857.262	22.382	23.3	-6.8	NO	0.999	NO	bb
8	8 180719G3_9	Standard	50.000	5.18	43424.051	8593.062	50.534	52.6	5.2	NO	0.999	NO	bd
9	9 180719G3_10	Standard	75.000	5.17	63418.094	8955.572	70.814	73.7	-1.7	NO	0.999	NO	bb
10	10 180719G3_11	Standard	100.000	5.17	84461.789	8728.923	96.761	100.7	0.7	NO	0.999	NO	bb

**Compound name: PFDoA**

Coefficient of Determination: R<sup>2</sup> = 0.998142

Calibration curve: 0.146969 \* x

Response type: Internal Std ( Ref 18 ), Area \* ( IS Conc. / IS Area )

Curve type: Linear, Origin: Force, Weighting: 1/x, Axis trans: None

#	Name	Type	Std. Conc	RT	Area	IS Area	Response	Conc.	%Dev	Conc. Flag	CoD	CoD Flag	x=excluded
1	1 180719G3_2	Standard	0.250	5.40	13.889	9607.558	0.014	0.1	-60.7	NO	0.998	NO	MMX
2	2 180719G3_3	Standard	0.500	5.41	73.771	10003.517	0.074	0.5	0.4	NO	0.998	NO	MM
3	3 180719G3_4	Standard	1.000	5.42	115.337	9809.153	0.118	0.8	-20.0	NO	0.998	NO	bb
4	4 180719G3_5	Standard	2.000	5.41	279.361	9349.009	0.299	2.0	1.7	NO	0.998	NO	bb
5	5 180719G3_6	Standard	5.000	5.41	669.160	10233.146	0.654	4.4	-11.0	NO	0.998	NO	MM
6	6 180719G3_7	Standard	10.000	5.41	1424.345	8950.334	1.591	10.8	8.3	NO	0.998	NO	bb
7	7 180719G3_8	Standard	25.000	5.41	3396.192	9857.262	3.445	23.4	-6.2	NO	0.998	NO	bd
8	8 180719G3_9	Standard	50.000	5.40	6682.467	8593.062	7.777	52.9	5.8	NO	0.998	NO	bb
9	9 180719G3_10	Standard	75.000	5.41	9891.307	8955.572	11.045	75.2	0.2	NO	0.998	NO	bd
10	10 180719G3_11	Standard	100.000	5.41	12621.056	8728.923	14.459	98.4	-1.6	NO	0.998	NO	bd



Dataset: X:\G1.PRO\Results\2018\180719G3\180719G3-CRV.qld

Last Altered: Friday, July 20, 2018 12:31:35 Pacific Daylight Time  
 Printed: Friday, July 20, 2018 12:39:31 Pacific Daylight Time

**Compound name: PFTrDA**

Coefficient of Determination: R<sup>2</sup> = 0.998349

Calibration curve: 0.90204 \* x

Response type: Internal Std ( Ref 18 ), Area \* ( IS Conc. / IS Area )

Curve type: Linear, Origin: Force, Weighting: 1/x, Axis trans: None

#	Name	Type	Std. Conc	RT	Area	IS Area	Response	Conc.	%Dev	Conc. Flag	CoD	CoD Flag	x=excluded
1	1 180719G3_2	Standard	0.250	5.61	191.945	9607.558	0.200	0.2	-11.4	NO	0.998	NO	bb
2	2 180719G3_3	Standard	0.500	5.62	387.261	10003.517	0.387	0.4	-14.2	NO	0.998	NO	bb
3	3 180719G3_4	Standard	1.000	5.62	810.357	9809.153	0.826	0.9	-8.4	NO	0.998	NO	bd
4	4 180719G3_5	Standard	2.000	5.62	1478.241	9349.009	1.581	1.8	-12.4	NO	0.998	NO	bd
5	5 180719G3_6	Standard	5.000	5.62	4290.086	10233.146	4.192	4.6	-7.0	NO	0.998	NO	bd
6	6 180719G3_7	Standard	10.000	5.62	8479.044	8950.334	9.473	10.5	5.0	NO	0.998	NO	bb
7	7 180719G3_8	Standard	25.000	5.62	20581.932	9857.262	20.880	23.1	-7.4	NO	0.998	NO	bd
8	8 180719G3_9	Standard	50.000	5.62	40755.762	8593.062	47.429	52.6	5.2	NO	0.998	NO	bd
9	9 180719G3_10	Standard	75.000	5.62	59213.352	8955.572	66.119	73.3	-2.3	NO	0.998	NO	bd
10	10 180719G3_11	Standard	100.000	5.62	79726.117	8728.923	91.336	101.3	1.3	NO	0.998	NO	bb

**Compound name: PFTeDA**

Coefficient of Determination: R<sup>2</sup> = 0.997347

Calibration curve: 0.926257 \* x

Response type: Internal Std ( Ref 18 ), Area \* ( IS Conc. / IS Area )

Curve type: Linear, Origin: Force, Weighting: 1/x, Axis trans: None

#	Name	Type	Std. Conc	RT	Area	IS Area	Response	Conc.	%Dev	Conc. Flag	CoD	CoD Flag	x=excluded
1	1 180719G3_2	Standard	0.250	5.80	218.061	9607.558	0.227	0.2	-2.0	NO	0.997	NO	MM
2	2 180719G3_3	Standard	0.500	5.80	387.098	10003.517	0.387	0.4	-16.4	NO	0.997	NO	bb
3	3 180719G3_4	Standard	1.000	5.80	812.033	9809.153	0.828	0.9	-10.6	NO	0.997	NO	bd
4	4 180719G3_5	Standard	2.000	5.80	1446.245	9349.009	1.547	1.7	-16.5	NO	0.997	NO	bb
5	5 180719G3_6	Standard	5.000	5.81	4341.288	10233.146	4.242	4.6	-8.4	NO	0.997	NO	bd
6	6 180719G3_7	Standard	10.000	5.81	8295.102	8950.334	9.268	10.0	0.1	NO	0.997	NO	bd
7	7 180719G3_8	Standard	25.000	5.81	20309.916	9857.262	20.604	22.2	-11.0	NO	0.997	NO	bb
8	8 180719G3_9	Standard	50.000	5.81	42703.285	8593.062	49.695	53.7	7.3	NO	0.997	NO	bd
9	9 180719G3_10	Standard	75.000	5.80	62209.750	8955.572	69.465	75.0	-0.0	NO	0.997	NO	bd
10	10 180719G3_11	Standard	100.000	5.81	80889.742	8728.923	92.669	100.0	0.0	NO	0.997	NO	bb

Dataset: X:\G1.PRO\Results\2018\180719G3\180719G3-CRV.qld

Last Altered: Friday, July 20, 2018 12:31:35 Pacific Daylight Time

Printed: Friday, July 20, 2018 12:39:31 Pacific Daylight Time

**Compound name: 13C2-PFHxA**

Response Factor: 0.752548

RRF SD: 0.0282691, Relative SD: 3.75644

Response type: Internal Std ( Ref 18 ), Area \* ( IS Conc. / IS Area )

Curve type: RF

#	Name	Type	Std. Conc	RT	Area	IS Area	Response	Conc.	%Dev	Conc. Flag	CoD	CoD Flag	x=excluded
1	1 180719G3_2	Standard	10.000	3.34	7295.154	9607.558	7.593	10.1	0.9	NO		NO	bb
2	2 180719G3_3	Standard	10.000	3.34	7414.530	10003.517	7.412	9.8	-1.5	NO		NO	bd
3	3 180719G3_4	Standard	10.000	3.35	6825.012	9809.153	6.958	9.2	-7.5	NO		NO	bb
4	4 180719G3_5	Standard	10.000	3.35	7061.073	9349.009	7.553	10.0	0.4	NO		NO	bd
5	5 180719G3_6	Standard	10.000	3.35	7502.231	10233.146	7.331	9.7	-2.6	NO		NO	bb
6	6 180719G3_7	Standard	10.000	3.35	7030.619	8950.334	7.855	10.4	4.4	NO		NO	bd
7	7 180719G3_8	Standard	10.000	3.35	7291.253	9857.262	7.397	9.8	-1.7	NO		NO	bb
8	8 180719G3_9	Standard	10.000	3.35	6842.353	8593.062	7.963	10.6	5.8	NO		NO	bb
9	9 180719G3_10	Standard	10.000	3.34	6726.779	8955.572	7.511	10.0	-0.2	NO		NO	bd
10	10 180719G3_11	Standard	10.000	3.35	6705.550	8728.923	7.682	10.2	2.1	NO		NO	bb

**Compound name: 13C2-PFDA**

Response Factor: 1.02262

RRF SD: 0.0455983, Relative SD: 4.45898

Response type: Internal Std ( Ref 18 ), Area \* ( IS Conc. / IS Area )

Curve type: RF

#	Name	Type	Std. Conc	RT	Area	IS Area	Response	Conc.	%Dev	Conc. Flag	CoD	CoD Flag	x=excluded
1	1 180719G3_2	Standard	10.000	4.94	10188.513	9607.558	10.605	10.4	3.7	NO		NO	bd
2	2 180719G3_3	Standard	10.000	4.93	10494.740	10003.517	10.491	10.3	2.6	NO		NO	bd
3	3 180719G3_4	Standard	10.000	4.93	10018.575	9809.153	10.213	10.0	-0.1	NO		NO	bd
4	4 180719G3_5	Standard	10.000	4.93	9721.604	9349.009	10.399	10.2	1.7	NO		NO	bb
5	5 180719G3_6	Standard	10.000	4.93	9540.815	10233.146	9.323	9.1	-8.8	NO		NO	bb
6	6 180719G3_7	Standard	10.000	4.93	9415.412	8950.334	10.520	10.3	2.9	NO		NO	bd
7	7 180719G3_8	Standard	10.000	4.93	9558.210	9857.262	9.697	9.5	-5.2	NO		NO	bd
8	8 180719G3_9	Standard	10.000	4.93	9224.771	8593.062	10.735	10.5	5.0	NO		NO	bd
9	9 180719G3_10	Standard	10.000	4.93	8817.560	8955.572	9.846	9.6	-3.7	NO		NO	bb
10	10 180719G3_11	Standard	10.000	4.93	9107.061	8728.923	10.433	10.2	2.0	NO		NO	bd



Dataset: X:\G1.PRO\Results\2018\180719G3\180719G3-CRV.qld

Last Altered: Friday, July 20, 2018 12:31:35 Pacific Daylight Time  
 Printed: Friday, July 20, 2018 12:39:31 Pacific Daylight Time

**Compound name: d5-N-EtFOSAA**

Response Factor: 1.2642

RRF SD: 0.0944702, Relative SD: 7.47271

Response type: Internal Std ( Ref 20 ), Area \* ( IS Conc. / IS Area )

Curve type: RF

#	Name	Type	Std. Conc	RT	Area	IS Area	Response	Conc.	%Dev	Conc. Flag	CoD	CoD Flag	x=excluded
1	1 180719G3_2	Standard	40.000	5.17	19521.926	14900.215	52.407	41.5	3.6	NO		NO	bd
2	2 180719G3_3	Standard	40.000	5.16	20995.799	14917.943	56.297	44.5	11.3	NO		NO	MM
3	3 180719G3_4	Standard	40.000	5.16	20424.537	15115.812	54.048	42.8	6.9	NO		NO	bb
4	4 180719G3_5	Standard	40.000	5.17	19734.184	16168.233	48.822	38.6	-3.5	NO		NO	bb
5	5 180719G3_6	Standard	40.000	5.16	18281.092	15822.617	46.215	36.6	-8.6	NO		NO	MM
6	6 180719G3_7	Standard	40.000	5.17	20019.535	16013.813	50.006	39.6	-1.1	NO		NO	bd
7	7 180719G3_8	Standard	40.000	5.17	20064.123	15282.137	52.517	41.5	3.9	NO		NO	bb
8	8 180719G3_9	Standard	40.000	5.16	18369.805	13850.654	53.051	42.0	-4.9	NO		NO	bd
9	9 180719G3_10	Standard	40.000	5.16	18409.029	15249.671	48.287	38.2	-4.5	NO		NO	bb
10	10 180719G3_11	Standard	40.000	5.16	17271.014	15689.659	44.032	34.8	-12.9	NO		NO	bd

**Compound name: 13C2-PFOA**

Response Factor: 1

RRF SD: 0, Relative SD: 0

Response type: Internal Std ( Ref 18 ), Area \* ( IS Conc. / IS Area )

Curve type: RF

#	Name	Type	Std. Conc	RT	Area	IS Area	Response	Conc.	%Dev	Conc. Flag	CoD	CoD Flag	x=excluded
1	1 180719G3_2	Standard	10.000	4.28	9607.558	9607.558	10.000	10.0	0.0	NO		NO	bd
2	2 180719G3_3	Standard	10.000	4.28	10003.517	10003.517	10.000	10.0	0.0	NO		NO	bb
3	3 180719G3_4	Standard	10.000	4.28	9809.153	9809.153	10.000	10.0	0.0	NO		NO	MM
4	4 180719G3_5	Standard	10.000	4.28	9349.009	9349.009	10.000	10.0	0.0	NO		NO	MM
5	5 180719G3_6	Standard	10.000	4.29	10233.146	10233.146	10.000	10.0	0.0	NO		NO	bd
6	6 180719G3_7	Standard	10.000	4.28	8950.334	8950.334	10.000	10.0	0.0	NO		NO	bd
7	7 180719G3_8	Standard	10.000	4.29	9857.262	9857.262	10.000	10.0	0.0	NO		NO	bb
8	8 180719G3_9	Standard	10.000	4.28	8593.062	8593.062	10.000	10.0	0.0	NO		NO	bb
9	9 180719G3_10	Standard	10.000	4.28	8955.572	8955.572	10.000	10.0	0.0	NO		NO	bd
10	10 180719G3_11	Standard	10.000	4.28	8728.923	8728.923	10.000	10.0	0.0	NO		NO	bd

Dataset: X:\G1.PRO\Results\2018\180719G3\180719G3-CRV.qld

Last Altered: Friday, July 20, 2018 12:31:35 Pacific Daylight Time

Printed: Friday, July 20, 2018 12:39:31 Pacific Daylight Time

**Compound name: 13C4-PFOS**

Response Factor: 1

RRF SD: 0, Relative SD: 0

Response type: Internal Std ( Ref 19 ), Area \* ( IS Conc. / IS Area )

Curve type: RF

	# Name	Type	Std. Conc	RT	Area	IS Area	Response	Conc.	%Dev	Conc. Flag	CoD	CoD Flag	x=excluded
1	1 180719G3_2	Standard	28.700	4.71	12524.291	12524.291	28.700	28.7	0.0	NO		NO	bd
2	2 180719G3_3	Standard	28.700	4.71	13531.768	13531.768	28.700	28.7	0.0	NO		NO	bb
3	3 180719G3_4	Standard	28.700	4.71	13253.347	13253.347	28.700	28.7	0.0	NO		NO	bb
4	4 180719G3_5	Standard	28.700	4.71	13367.935	13367.935	28.700	28.7	0.0	NO		NO	bb
5	5 180719G3_6	Standard	28.700	4.71	13104.011	13104.011	28.700	28.7	0.0	NO		NO	bd
6	6 180719G3_7	Standard	28.700	4.71	12817.154	12817.154	28.700	28.7	0.0	NO		NO	bd
7	7 180719G3_8	Standard	28.700	4.71	13057.182	13057.182	28.700	28.7	0.0	NO		NO	bb
8	8 180719G3_9	Standard	28.700	4.71	12535.142	12535.142	28.700	28.7	0.0	NO		NO	bd
9	9 180719G3_10	Standard	28.700	4.71	11870.359	11870.359	28.700	28.7	0.0	NO		NO	bd
10	10 180719G3_11	Standard	28.700	4.71	11725.865	11725.865	28.700	28.7	0.0	NO		NO	bd

**Compound name: d3-N-MeFOSAA**

Response Factor: 1

RRF SD: 0, Relative SD: 0

Response type: Internal Std ( Ref 20 ), Area \* ( IS Conc. / IS Area )

Curve type: RF

	# Name	Type	Std. Conc	RT	Area	IS Area	Response	Conc.	%Dev	Conc. Flag	CoD	CoD Flag	x=excluded
1	1 180719G3_2	Standard	40.000	5.04	14900.215	14900.215	40.000	40.0	0.0	NO		NO	bb
2	2 180719G3_3	Standard	40.000	5.04	14917.943	14917.943	40.000	40.0	0.0	NO		NO	bb
3	3 180719G3_4	Standard	40.000	5.04	15115.812	15115.812	40.000	40.0	0.0	NO		NO	bd
4	4 180719G3_5	Standard	40.000	5.04	16168.233	16168.233	40.000	40.0	0.0	NO		NO	bd
5	5 180719G3_6	Standard	40.000	5.04	15822.617	15822.617	40.000	40.0	0.0	NO		NO	bd
6	6 180719G3_7	Standard	40.000	5.04	16013.813	16013.813	40.000	40.0	0.0	NO		NO	bd
7	7 180719G3_8	Standard	40.000	5.04	15282.137	15282.137	40.000	40.0	0.0	NO		NO	bd
8	8 180719G3_9	Standard	40.000	5.05	13850.654	13850.654	40.000	40.0	0.0	NO		NO	bd
9	9 180719G3_10	Standard	40.000	5.04	15249.671	15249.671	40.000	40.0	0.0	NO		NO	bd
10	10 180719G3_11	Standard	40.000	5.04	15689.659	15689.659	40.000	40.0	0.0	NO		NO	bb



Dataset: X:\G1.PRO\Results\2018\180719G3\180719G3-CRV.qld

Last Altered: Friday, July 20, 2018 12:31:35 Pacific Daylight Time

Printed: Friday, July 20, 2018 12:40:16 Pacific Daylight Time

Method: X:\G1.PRO\MethDB\PFAS\_DW\_L14\_0719.mdb 20 Jul 2018 10:54:08

Calibration: X:\G1.PRO\CurveDB\C18\_537\_Q1\_07-19-18\_L14.cdb 20 Jul 2018 12:31:35

Name: 180719G3\_2, Date: 19-Jul-2018, Time: 15:03:28, ID: ST180719G3-1 PFC CS-4 537 18G1801, Description: PFC CS-4 537 18G1801

	# Name	IS#	CoD	CoD Flag	%RSD
1	1 PFBS	19	0.9993	NO	
2	2 PFHxA	18	0.9984	NO	
3	3 PFHpA	18	0.9989	NO	
4	4 PFHxS	19	0.9991	NO	
5	5 PFOA	18	0.9988	NO	
6	6 PFNA	18	0.9981	NO	
7	7 PFOS	19	0.9961	NO	
8	8 PFDA	18	0.9971	NO	
9	9 N-MeFOSAA	20	0.9981	NO	
10	10 N-EtFOSAA	20	0.9940	NO	
11	11 PFUnA	18	0.9986	NO	
12	12 PFDoA	18	0.9981	NO	
13	13 PFTTrDA	18	0.9983	NO	
14	14 PFTeDA	18	0.9973	NO	
15	15 13C2-PFHxA	18		NO	3.756
16	16 13C2-PFDA	18		NO	4.459
17	17 d5-N-EtFOSAA	20		NO	7.473
18	18 13C2-PFOA	18		NO	0.000
19	19 13C4-PFOS	19		NO	0.000
20	20 d3-N-MeFOSAA	20		NO	0.000

Dataset: Untitled

Last Altered: Friday, July 20, 2018 11:22:13 Pacific Daylight Time  
Printed: Friday, July 20, 2018 11:23:00 Pacific Daylight Time

Method: X:\G1.PRO\MethDB\PFAS\_DW\_L14\_0719.mdb 20 Jul 2018 10:54:08  
Calibration: X:\G1.PRO\CurveDB\C18\_537\_Q1\_07-19-18\_L14.cdb 20 Jul 2018 10:51:38

Compound name: PFBS

	# Name	ID	Acq.Date	Acq.Time
1	1 180719G3_1	IPA	19-Jul-18	14:50:42
2	2 180719G3_2	ST180719G3-1 PFC CS-4 537 18G1801	19-Jul-18	15:03:28
3	3 180719G3_3	ST180719G3-2 PFC CS-3 537 18G1802	19-Jul-18	15:16:17
4	4 180719G3_4	ST180719G3-3 PFC CS-2 537 18G1803	19-Jul-18	15:29:06
5	5 180719G3_5	ST180719G3-4 PFC CS-1 537 18G1804	19-Jul-18	15:41:56
6	6 180719G3_6	ST180719G3-5 PFC CS0 537 18G1805	19-Jul-18	15:54:41
7	7 180719G3_7	ST180719G3-6 PFC CS1 537 18G1806	19-Jul-18	16:07:29
8	8 180719G3_8	ST180719G3-7 PFC CS2 537 18G1807	19-Jul-18	16:20:19
9	9 180719G3_9	ST180719G3-8 PFC CS3 537 18G1808	19-Jul-18	16:33:10
10	10 180719G3_10	ST180719G3-9 PFC CS4 537 18G1809	19-Jul-18	16:45:58
11	11 180719G3_11	ST180719G3-10 PFC CS5 537 18G1810	19-Jul-18	16:58:48
12	12 180719G3_12	IPA	19-Jul-18	17:11:52
13	13 180719G3_13	ST180719G3-1 PFC ICV 537 18G1811	19-Jul-18	17:24:26
14	14 180719G3_14	IPA	19-Jul-18	17:37:16



## ICAL

**Compound 18: 13C2-PFOA**

high

10233.15 RPD

low

8593.062 17.42

ID	Name	Type	Std. Cor	RT	Area	IS Area	Response	Primary Flags
1	ST180719G3-1 PFC CS-4 537 18G1801	180719G3_2	Standard	10	4.28	9607.558	9607.558	10 MM
2	ST180719G3-2 PFC CS-3 537 18G1802	180719G3_3	Standard	10	4.28	10003.52	10003.52	10 MM
3	ST180719G3-3 PFC CS-2 537 18G1803	180719G3_4	Standard	10	4.28	9767.989	9767.989	10 MM
4	ST180719G3-4 PFC CS-1 537 18G1804	180719G3_5	Standard	10	4.28	9289.855	9289.855	10 MM
5	ST180719G3-5 PFC CS0 537 18G1805	180719G3_6	Standard	10	4.29	10233.15	10233.15	10 MM
6	ST180719G3-6 PFC CS1 537 18G1806	180719G3_7	Standard	10	4.28	8950.334	8950.334	10 MM
7	ST180719G3-7 PFC CS2 537 18G1807	180719G3_8	Standard	10	4.29	9857.262	9857.262	10 MM
8	ST180719G3-8 PFC CS3 537 18G1808	180719G3_9	Standard	10	4.28	8593.062	8593.062	10 MM
9	ST180719G3-9 PFC CS4 537 18G1809	180719G3_10	Standard	10	4.28	8955.572	8955.572	10 MM
10	ST180719G3-10 PFC CS5 537 18G1810	180719G3_11	Standard	10	4.28	8728.923	8728.923	10 MM

average

9398.72

**Compound 19: 13C4-PFOS**

high

13531.77 RPD

low

11725.87 14.30

ID	Name	Type	Std. Cor	RT	Area	IS Area	Response	Primary Flags
1	ST180719G3-1 PFC CS-4 537 18G1801	180719G3_2	Standard	28.7	4.71	12524.29	12524.29	28.7 bd
2	ST180719G3-2 PFC CS-3 537 18G1802	180719G3_3	Standard	28.7	4.71	13531.77	13531.77	28.7 bb
3	ST180719G3-3 PFC CS-2 537 18G1803	180719G3_4	Standard	28.7	4.71	13253.35	13253.35	28.7 bb
4	ST180719G3-4 PFC CS-1 537 18G1804	180719G3_5	Standard	28.7	4.71	13367.94	13367.94	28.7 bb
5	ST180719G3-5 PFC CS0 537 18G1805	180719G3_6	Standard	28.7	4.71	13104.01	13104.01	28.7 bd
6	ST180719G3-6 PFC CS1 537 18G1806	180719G3_7	Standard	28.7	4.71	12817.15	12817.15	28.7 bd
7	ST180719G3-7 PFC CS2 537 18G1807	180719G3_8	Standard	28.7	4.71	13057.18	13057.18	28.7 bb
8	ST180719G3-8 PFC CS3 537 18G1808	180719G3_9	Standard	28.7	4.71	12535.14	12535.14	28.7 bd
9	ST180719G3-9 PFC CS4 537 18G1809	180719G3_10	Standard	28.7	4.71	11870.36	11870.36	28.7 bd
10	ST180719G3-10 PFC CS5 537 18G1810	180719G3_11	Standard	28.7	4.71	11725.87	11725.87	28.7 bd

average

12778.71

**Compound 20: d3-N-MeFOSAA**

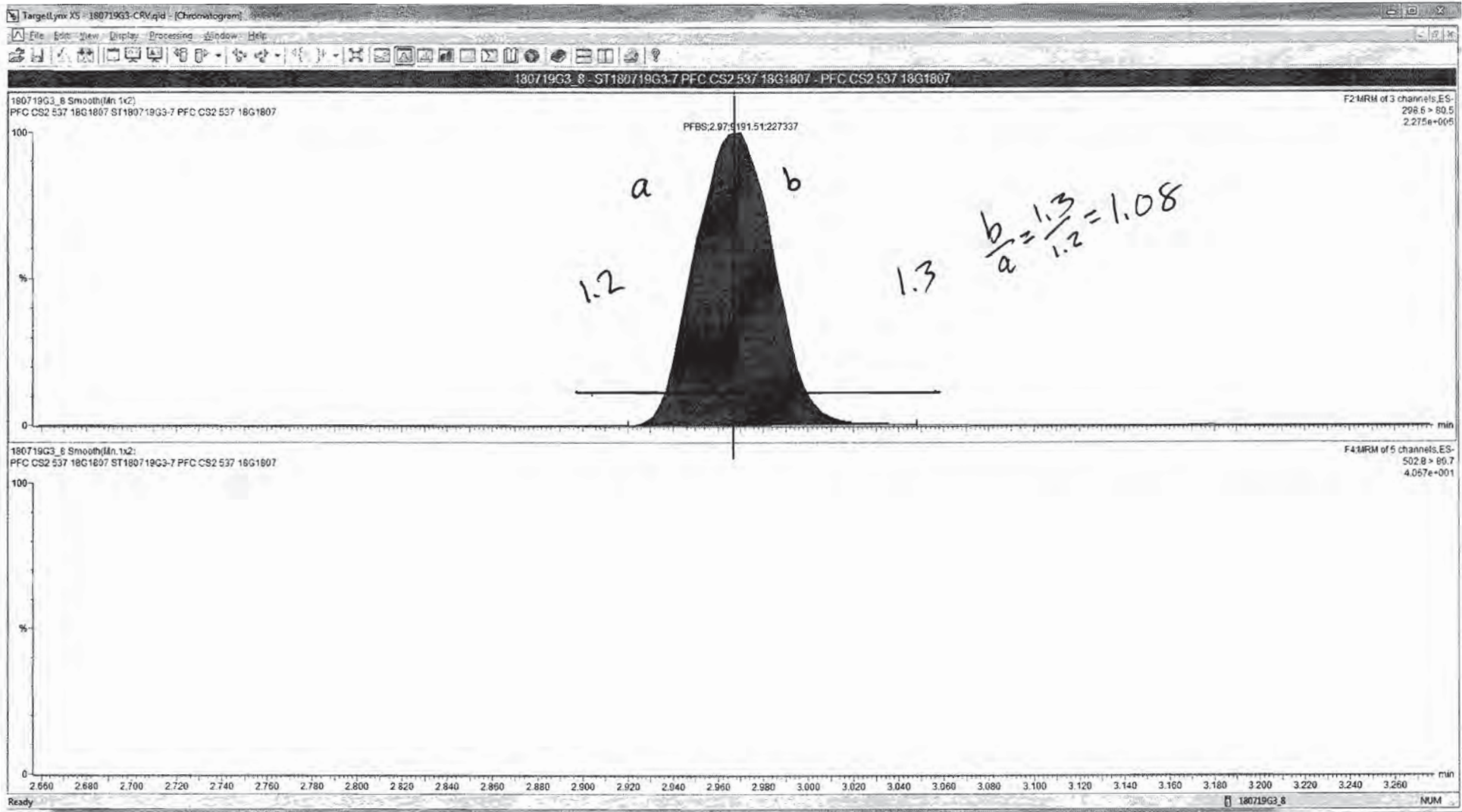
high

16168.23 RPD

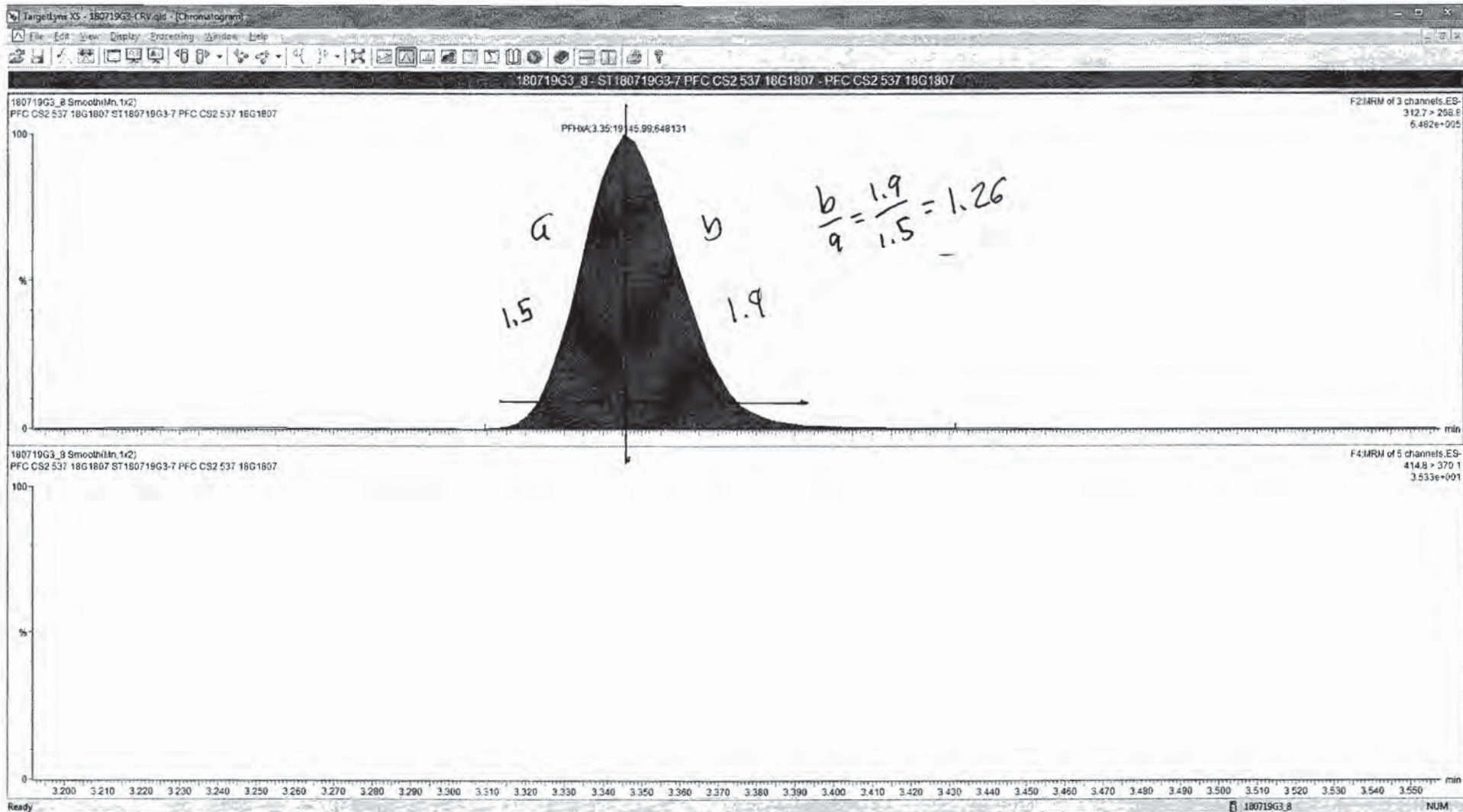
low

13850.65 15.44

ID	Name	Type	Std. Cor	RT	Area	IS Area	Response	Primary	Flags
1	ST180719G3-1 PFC CS-4 537 18G1801	180719G3_2	Standard	40	5.04	14900.22	14900.22	40	bb
2	ST180719G3-2 PFC CS-3 537 18G1802	180719G3_3	Standard	40	5.04	14917.94	14917.94	40	bb
3	ST180719G3-3 PFC CS-2 537 18G1803	180719G3_4	Standard	40	5.04	15115.81	15115.81	40	bd
4	ST180719G3-4 PFC CS-1 537 18G1804	180719G3_5	Standard	40	5.04	16168.23	16168.23	40	bd
5	ST180719G3-5 PFC CS0 537 18G1805	180719G3_6	Standard	40	5.04	15822.62	15822.62	40	bd
6	ST180719G3-6 PFC CS1 537 18G1806	180719G3_7	Standard	40	5.04	16013.81	16013.81	40	bd
7	ST180719G3-7 PFC CS2 537 18G1807	180719G3_8	Standard	40	5.04	15282.14	15282.14	40	bd
8	ST180719G3-8 PFC CS3 537 18G1808	180719G3_9	Standard	40	5.05	13850.65	13850.65	40	bd
9	ST180719G3-9 PFC CS4 537 18G1809	180719G3_10	Standard	40	5.04	15249.67	15249.67	40	bd
10	ST180719G3-10 PFC CS5 537 18G1810	180719G3_11	Standard	40	5.04	15689.66	15689.66	40	bb
							average		
							15301.08		







Dataset: X:\G1.PRO\Results\2018\180719G3\180719G3-CRV.qld

Last Altered: Friday, July 20, 2018 12:31:35 Pacific Daylight Time

Printed: Friday, July 20, 2018 12:38:26 Pacific Daylight Time

Method: X:\G1.PRO\MethDB\PFAS\_DW\_L14\_0719.mdb 20 Jul 2018 10:54:08

Calibration: X:\G1.PRO\CurveDB\C18\_537\_Q1\_07-19-18\_L14.cdb 20 Jul 2018 12:31:35

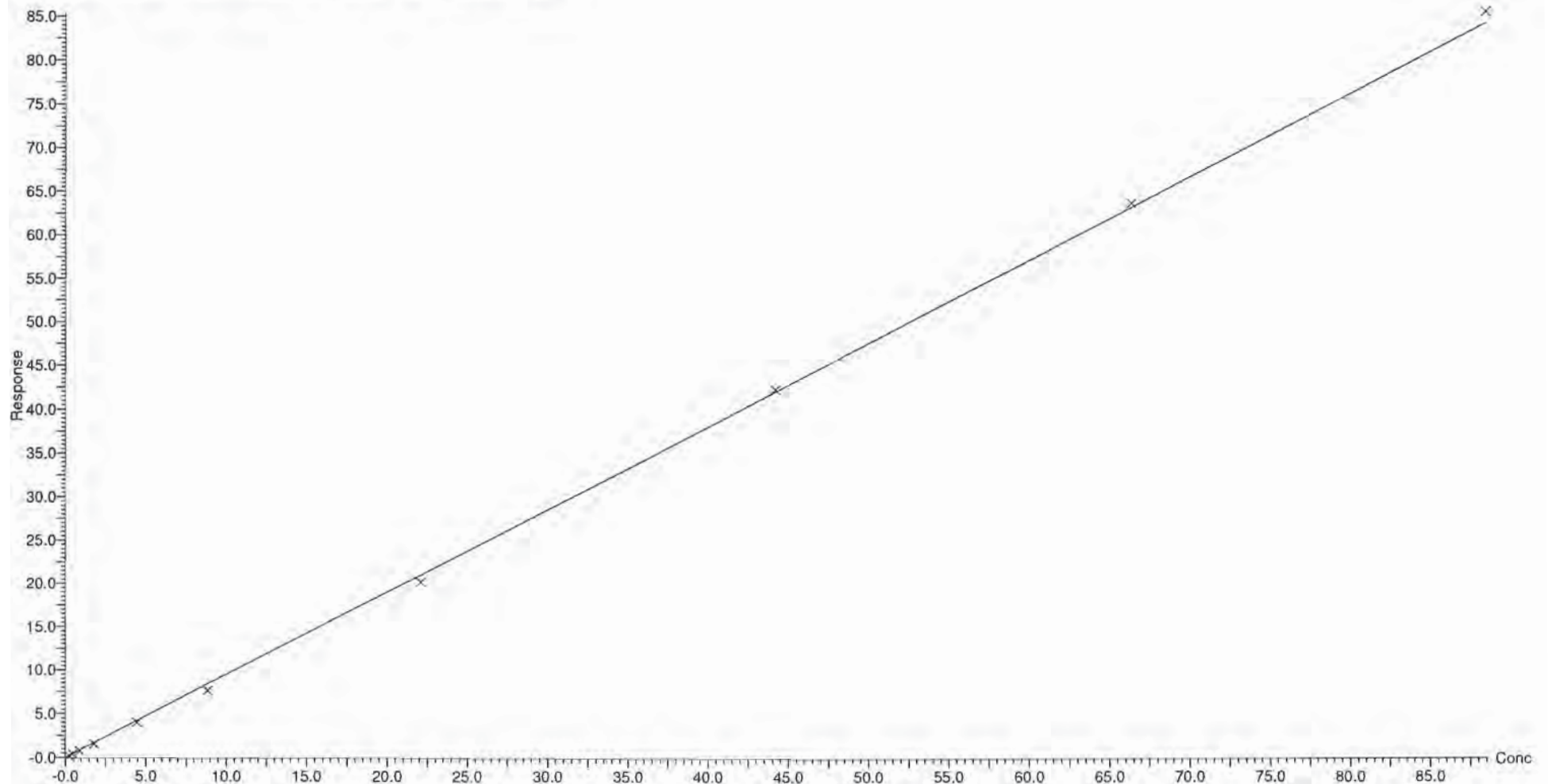
Compound name: PFBS

Coefficient of Determination:  $R^2 = 0.999254$

Calibration curve:  $0.950953 * x$

Response type: Internal Std ( Ref 19 ), Area \* ( IS Conc. / IS Area )

Curve type: Linear, Origin: Force, Weighting: 1/x, Axis trans: None





Dataset: X:\G1.PRO\Results\2018\180719G3\180719G3-CRV.qld

Last Altered: Friday, July 20, 2018 12:31:35 Pacific Daylight Time

Printed: Friday, July 20, 2018 12:38:26 Pacific Daylight Time

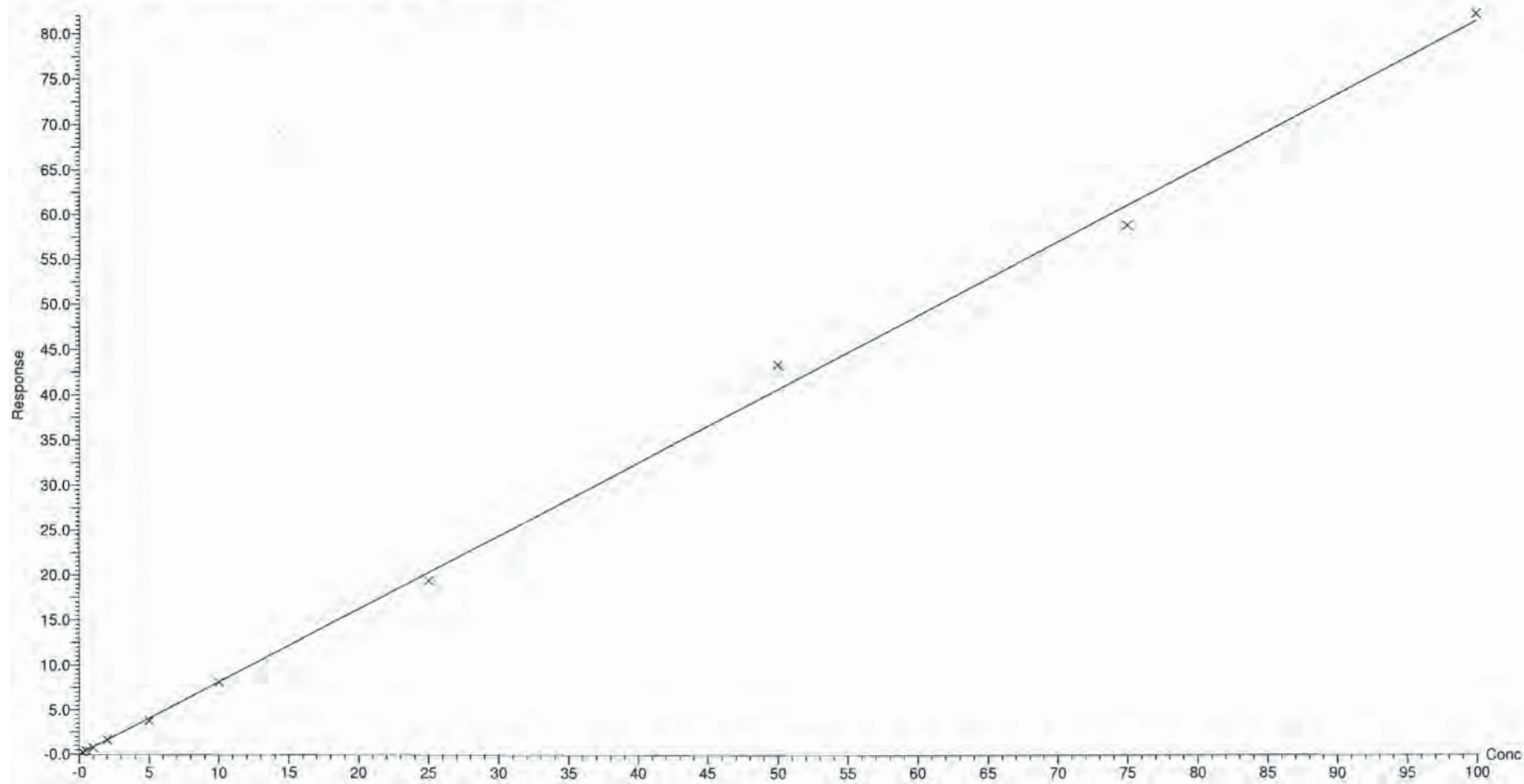
Compound name: PFHxA

Coefficient of Determination:  $R^2 = 0.998365$

Calibration curve:  $0.813355 * x$

Response type: Internal Std ( Ref 18 ), Area \* ( IS Conc. / IS Area )

Curve type: Linear, Origin: Force, Weighting: 1/x, Axis trans: None



Dataset: X:\G1.PRO\Results\2018\180719G3\180719G3-CRV.qld

Last Altered: Friday, July 20, 2018 12:31:35 Pacific Daylight Time

Printed: Friday, July 20, 2018 12:38:26 Pacific Daylight Time

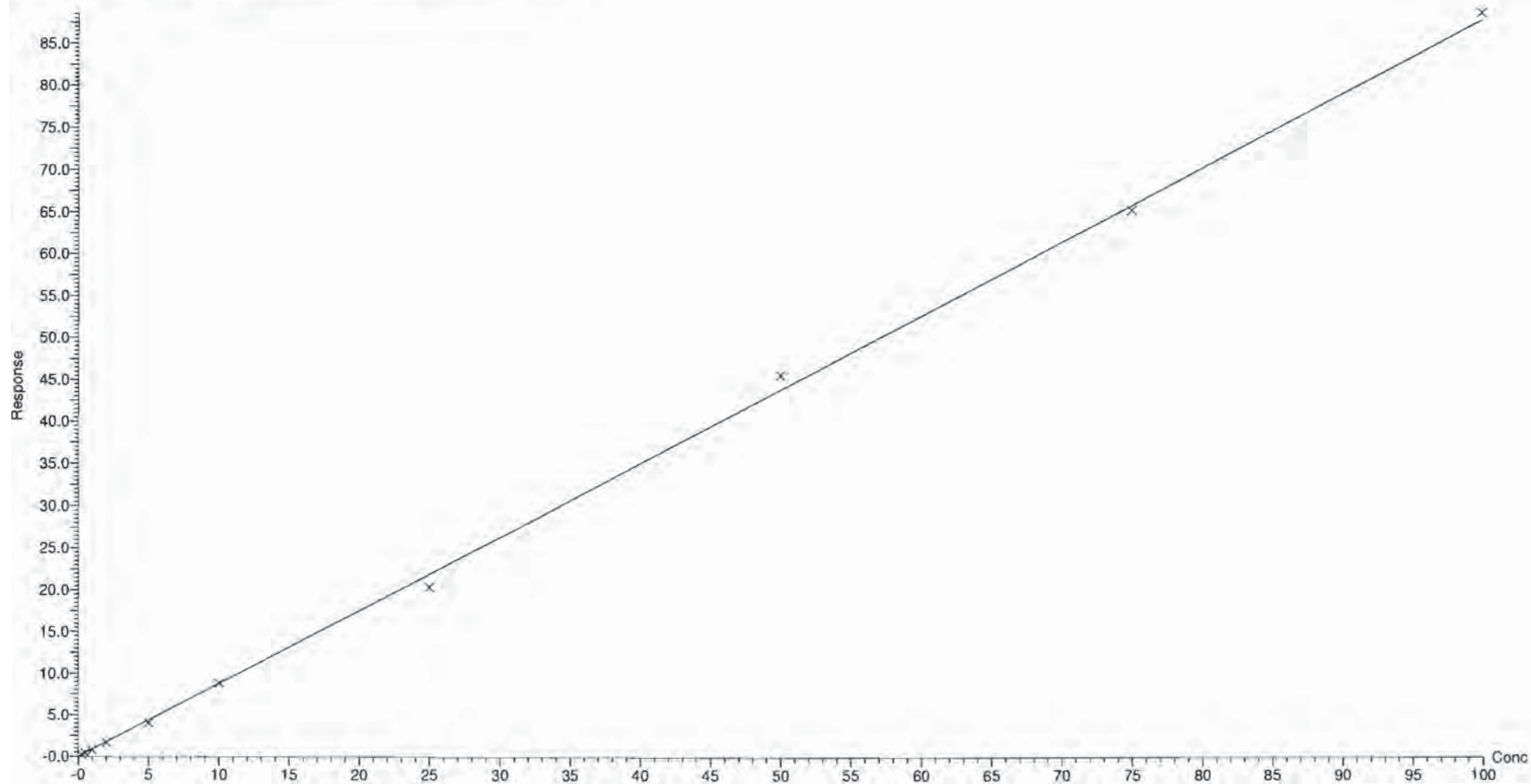
Compound name: PFHpA

Coefficient of Determination:  $R^2 = 0.998925$

Calibration curve:  $0.876694 * x$

Response type: Internal Std ( Ref 18 ), Area \* ( IS Conc. / IS Area )

Curve type: Linear, Origin: Force, Weighting: 1/x, Axis trans: None



Dataset: X:\G1.PRO\Results\2018\180719G3\180719G3-CRV.qld

Last Altered: Friday, July 20, 2018 12:31:35 Pacific Daylight Time

Printed: Friday, July 20, 2018 12:38:26 Pacific Daylight Time

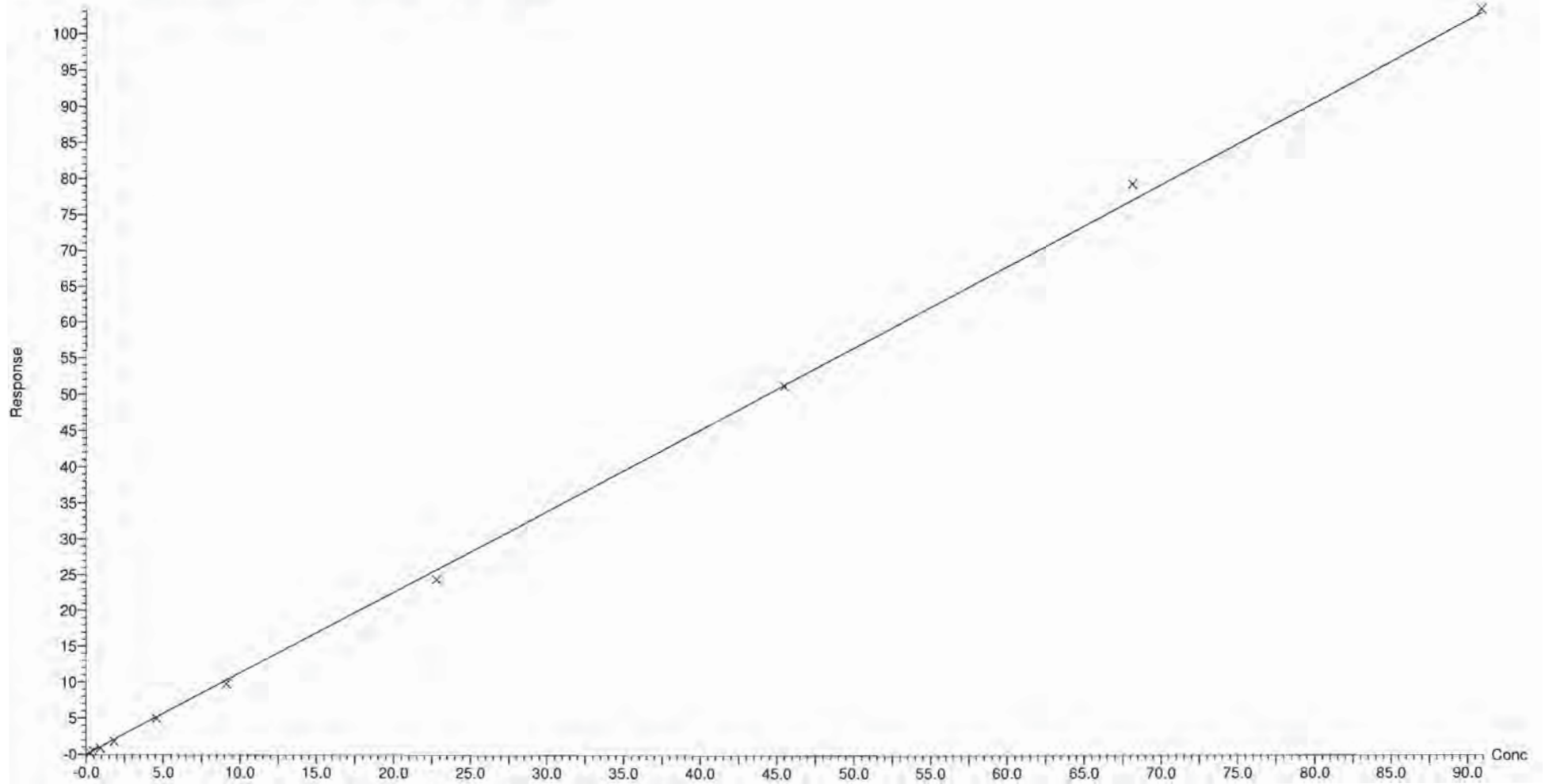
Compound name: PFHxS

Coefficient of Determination:  $R^2 = 0.999072$

Calibration curve:  $1.12898 * x$

Response type: Internal Std ( Ref 19 ), Area \* ( IS Conc. / IS Area )

Curve type: Linear, Origin: Force, Weighting: 1/x, Axis trans: None



Dataset: X:\G1.PRO\Results\2018\180719G3\180719G3-CRV.qld

Last Altered: Friday, July 20, 2018 12:31:35 Pacific Daylight Time

Printed: Friday, July 20, 2018 12:38:26 Pacific Daylight Time

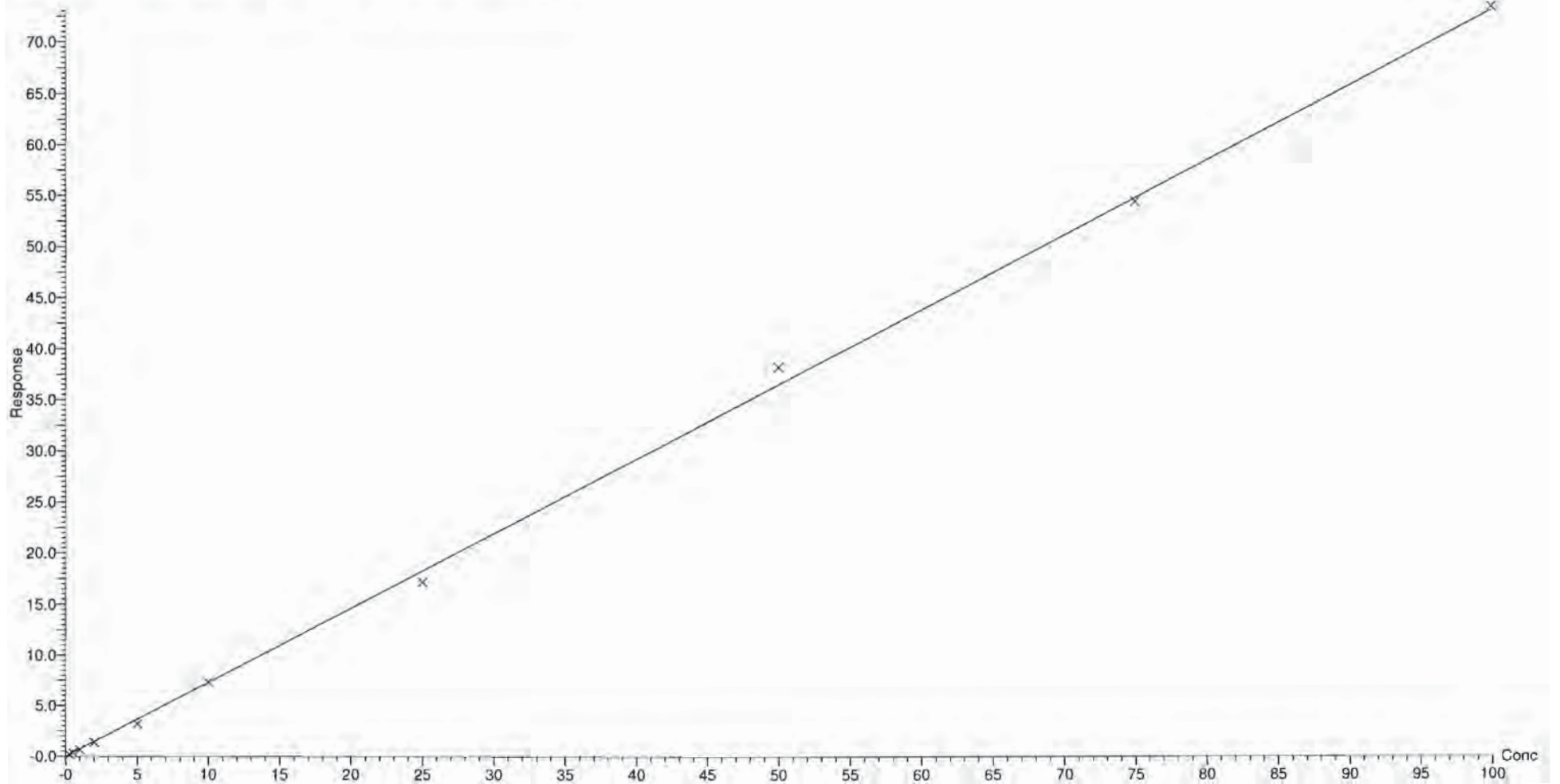
Compound name: PFOA

Coefficient of Determination:  $R^2 = 0.998834$

Calibration curve:  $0.729381 * x$

Response type: Internal Std ( Ref 18 ), Area \* ( IS Conc. / IS Area )

Curve type: Linear, Origin: Force, Weighting: 1/x, Axis trans: None



Dataset: X:\G1.PRO\Results\2018\180719G3\180719G3-CRV.qld

Last Altered: Friday, July 20, 2018 12:31:35 Pacific Daylight Time

Printed: Friday, July 20, 2018 12:38:26 Pacific Daylight Time

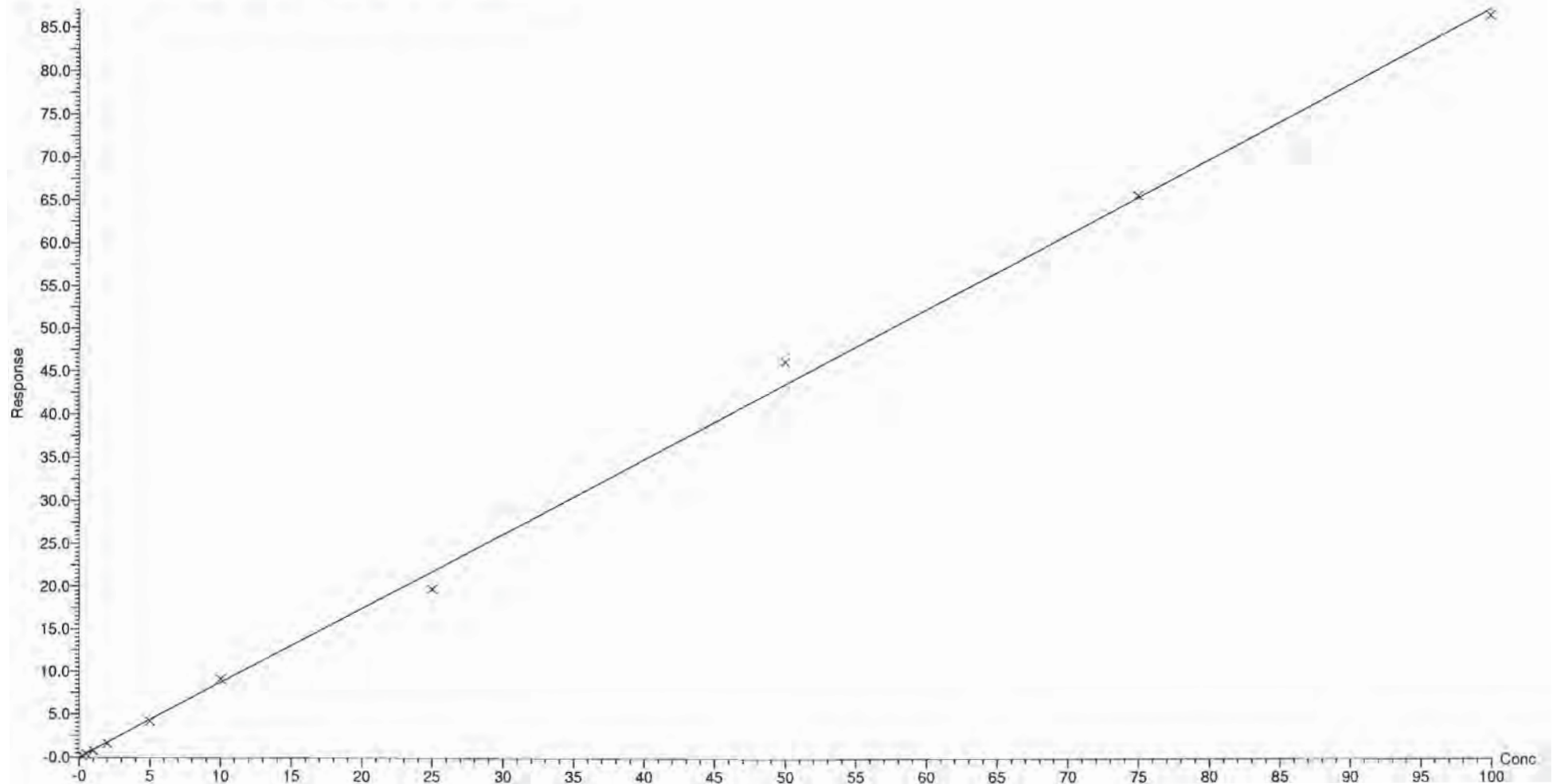
Compound name: PFNA

Coefficient of Determination:  $R^2 = 0.998143$

Calibration curve:  $0.871051 * x$

Response type: Internal Std ( Ref 18 ), Area \* ( IS Conc. / IS Area )

Curve type: Linear, Origin: Force, Weighting: 1/x, Axis trans: None





Dataset: X:\G1.PRO\Results\2018\180719G3\180719G3-CRV.qld

Last Altered: Friday, July 20, 2018 12:31:35 Pacific Daylight Time

Printed: Friday, July 20, 2018 12:38:26 Pacific Daylight Time

Compound name: PFOS

Coefficient of Determination:  $R^2 = 0.996082$

Calibration curve:  $0.369565 * x$

Response type: Internal Std ( Ref 19 ), Area \* ( IS Conc. / IS Area )

Curve type: Linear, Origin: Force, Weighting: 1/x, Axis trans: None





Dataset: X:\G1.PRO\Results\2018\180719G3\180719G3-CRV.qld

Last Altered: Friday, July 20, 2018 12:31:35 Pacific Daylight Time

Printed: Friday, July 20, 2018 12:38:26 Pacific Daylight Time

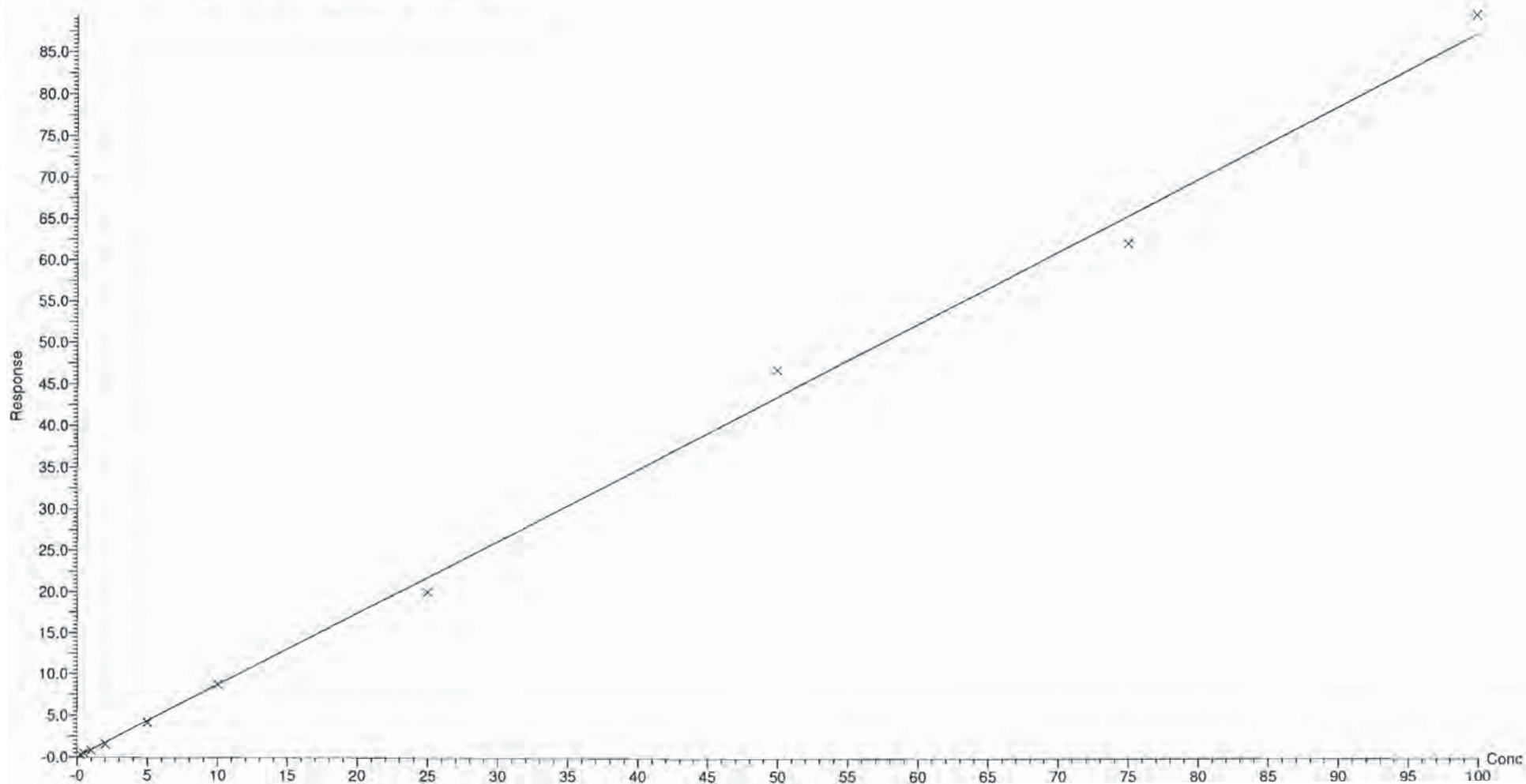
Compound name: PFDA

Coefficient of Determination:  $R^2 = 0.997051$

Calibration curve:  $0.871492 * x$

Response type: Internal Std ( Ref 18 ), Area \* ( IS Conc. / IS Area )

Curve type: Linear, Origin: Force, Weighting: 1/x, Axis trans: None



Dataset: X:\G1.PRO\Results\2018\180719G3\180719G3-CRV.qld

Last Altered: Friday, July 20, 2018 12:31:35 Pacific Daylight Time

Printed: Friday, July 20, 2018 12:38:26 Pacific Daylight Time

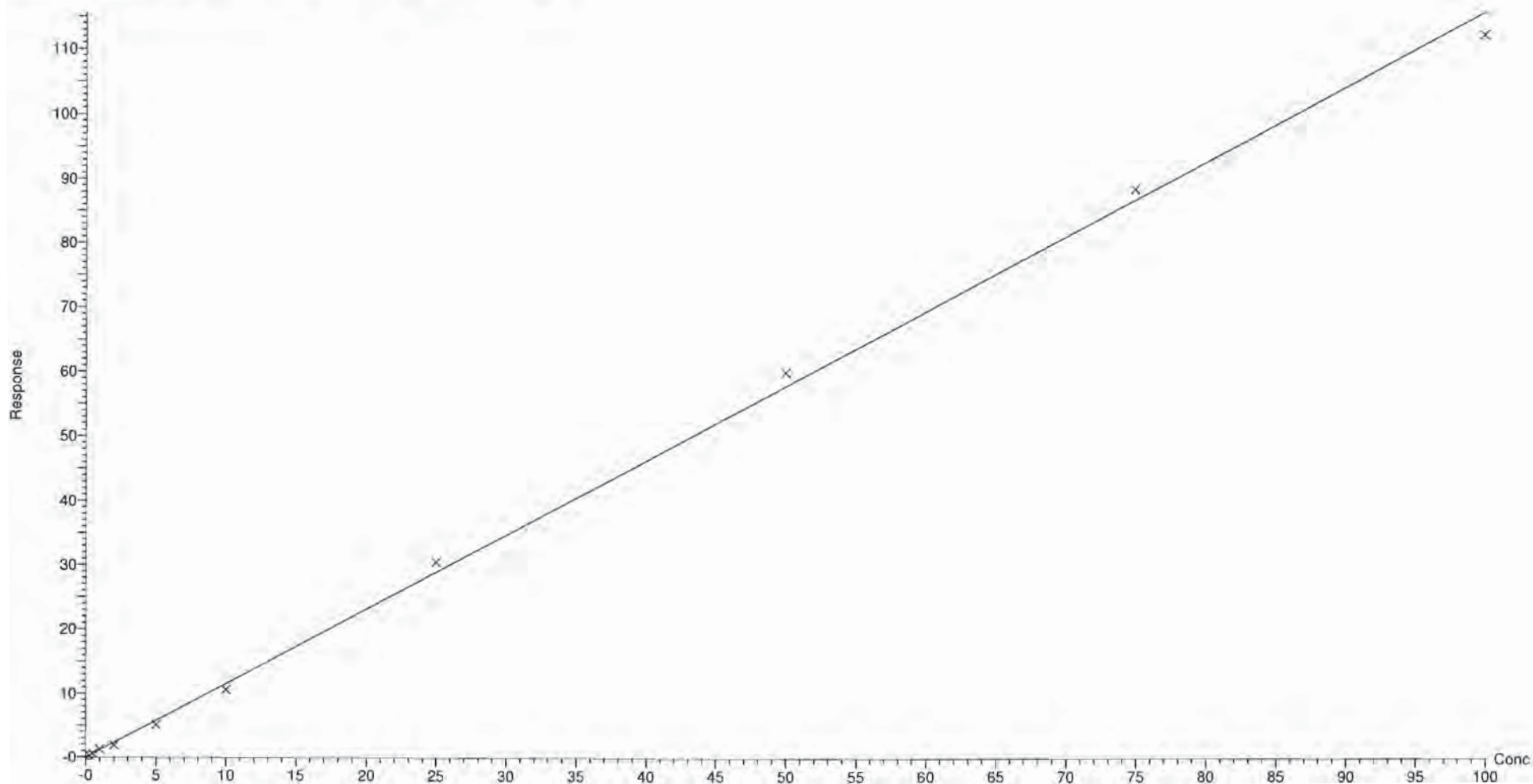
Compound name: N-MeFOSAA

Coefficient of Determination:  $R^2 = 0.998142$

Calibration curve:  $1.15659 * x$

Response type: Internal Std ( Ref 20 ), Area \* ( IS Conc. / IS Area )

Curve type: Linear, Origin: Force, Weighting: 1/x, Axis trans: None

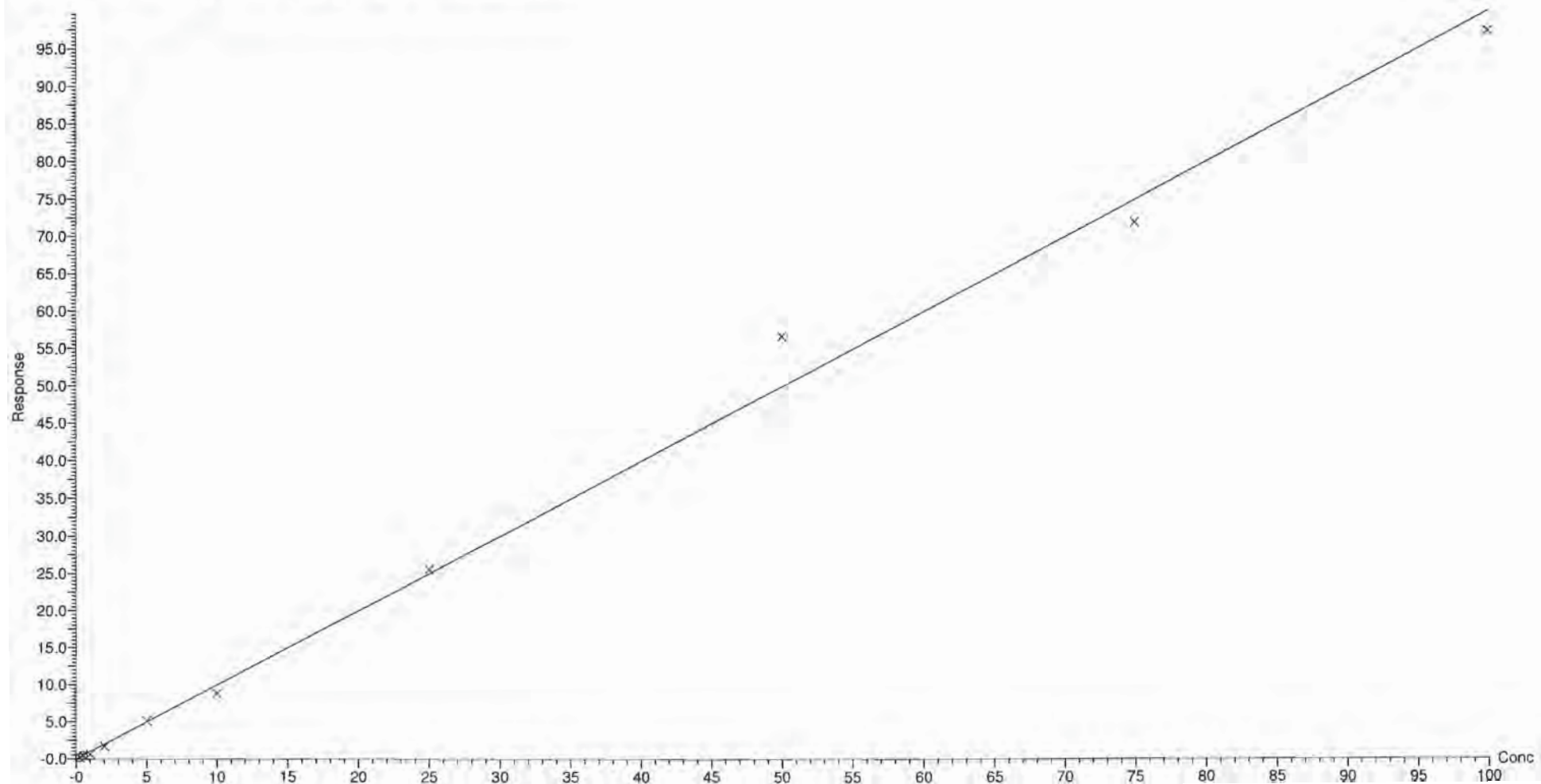


Dataset: X:\G1.PRO\Results\2018\180719G3\180719G3-CRV.qld

Last Altered: Friday, July 20, 2018 12:31:35 Pacific Daylight Time

Printed: Friday, July 20, 2018 12:38:26 Pacific Daylight Time

Compound name: N-EtFOSAA  
Coefficient of Determination:  $R^2 = 0.994002$   
Calibration curve:  $0.997342 * x$   
Response type: Internal Std ( Ref 20 ), Area \* ( IS Conc. / IS Area )  
Curve type: Linear, Origin: Force, Weighting: 1/x, Axis trans: None



Dataset: X:\G1.PRO\Results\2018\180719G3\180719G3-CRV.qld

Last Altered: Friday, July 20, 2018 12:31:35 Pacific Daylight Time

Printed: Friday, July 20, 2018 12:38:26 Pacific Daylight Time

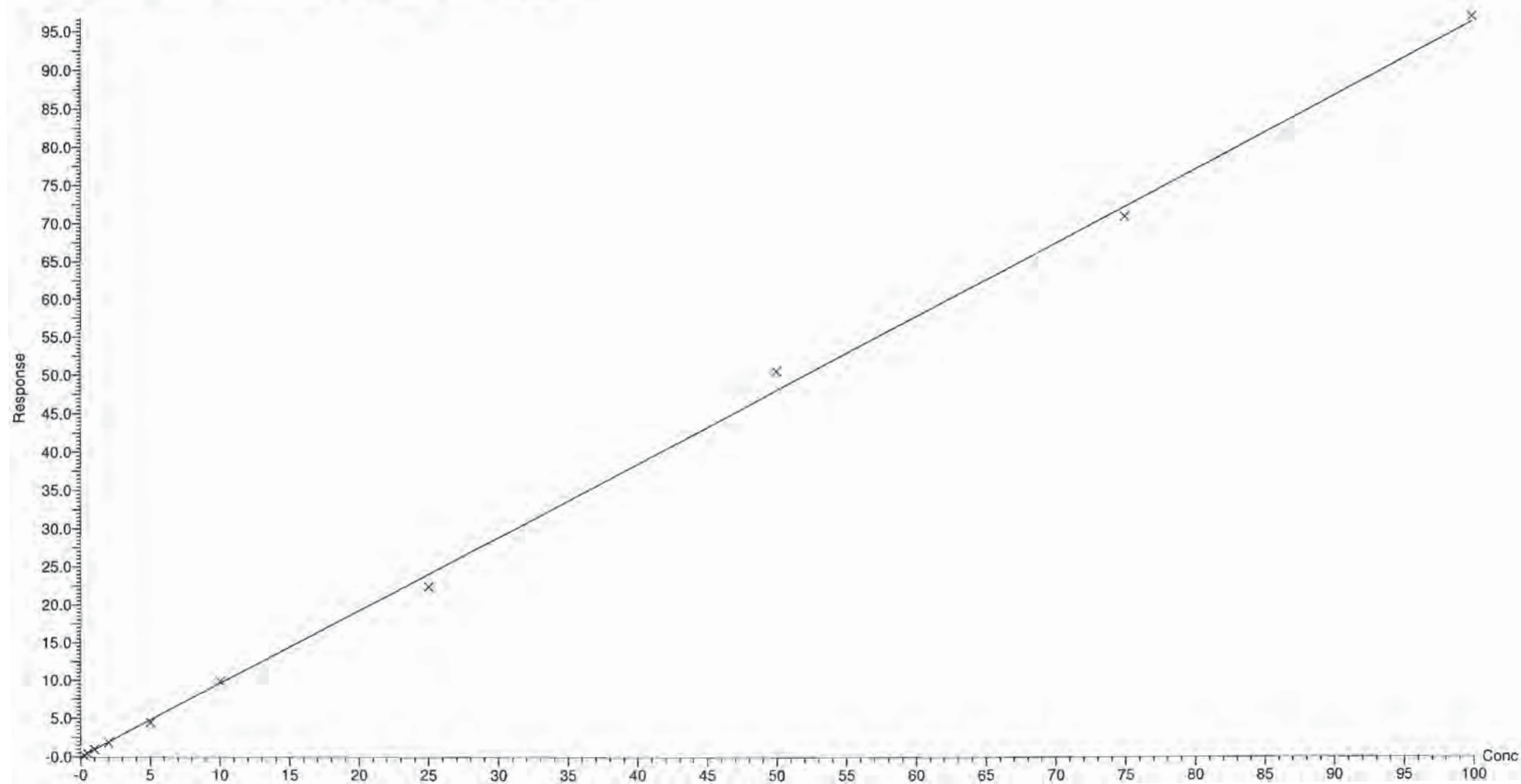
Compound name: PFUnA

Coefficient of Determination:  $R^2 = 0.998638$

Calibration curve:  $0.960831 * x$

Response type: Internal Std ( Ref 18 ), Area \* ( IS Conc. / IS Area )

Curve type: Linear, Origin: Force, Weighting: 1/x, Axis trans: None



Dataset: X:\G1.PRO\Results\2018\180719G3\180719G3-CRV.qld

Last Altered: Friday, July 20, 2018 12:31:35 Pacific Daylight Time

Printed: Friday, July 20, 2018 12:38:26 Pacific Daylight Time

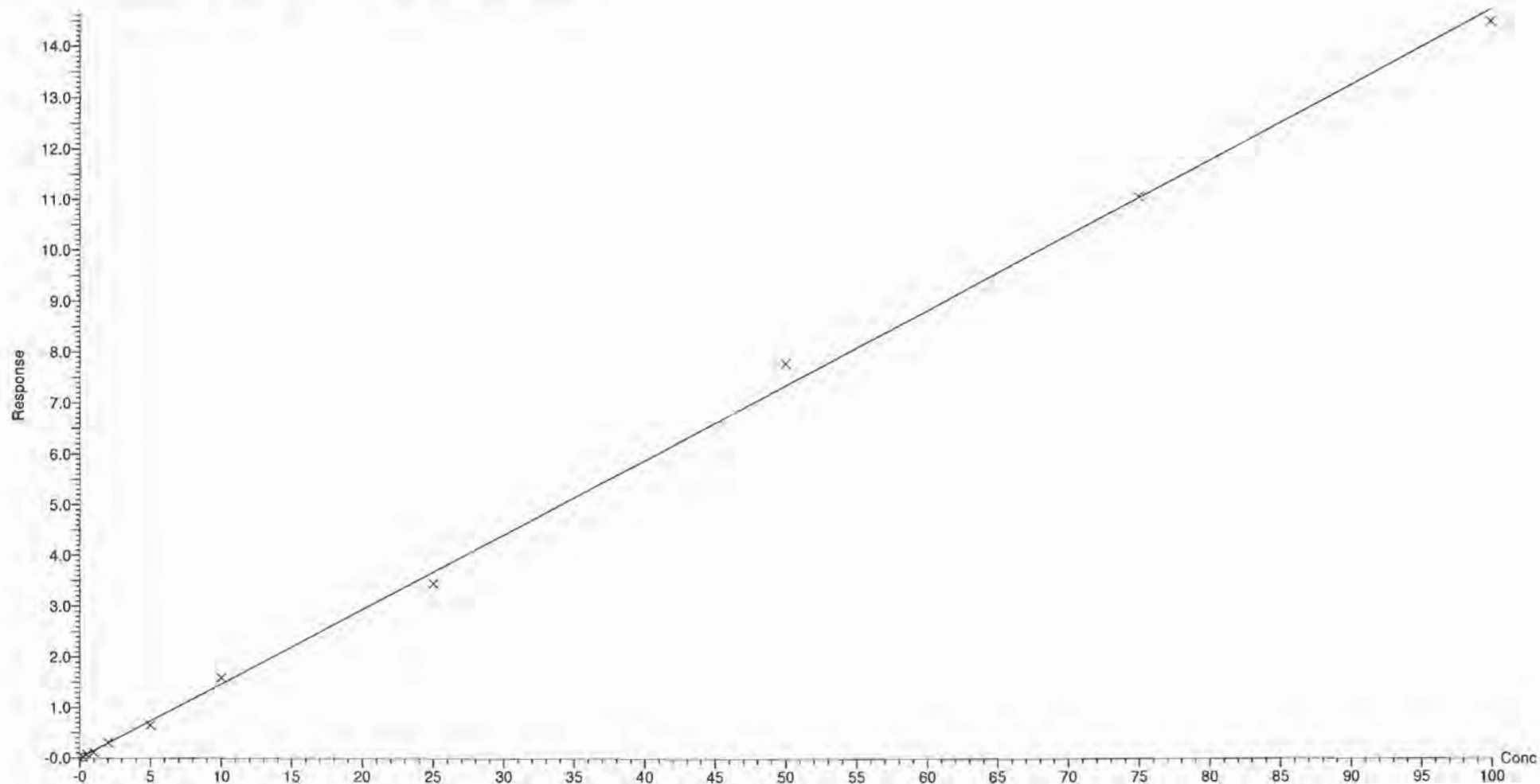
Compound name: PFDoA

Coefficient of Determination:  $R^2 = 0.998142$

Calibration curve:  $0.146969 * x$

Response type: Internal Std ( Ref 18 ), Area \* ( IS Conc. / IS Area )

Curve type: Linear, Origin: Force, Weighting: 1/x, Axis trans: None





Dataset: X:\G1,PRO\Results\2018\180719G3\180719G3-CRV.qld

Last Altered: Friday, July 20, 2018 12:31:35 Pacific Daylight Time

Printed: Friday, July 20, 2018 12:38:26 Pacific Daylight Time

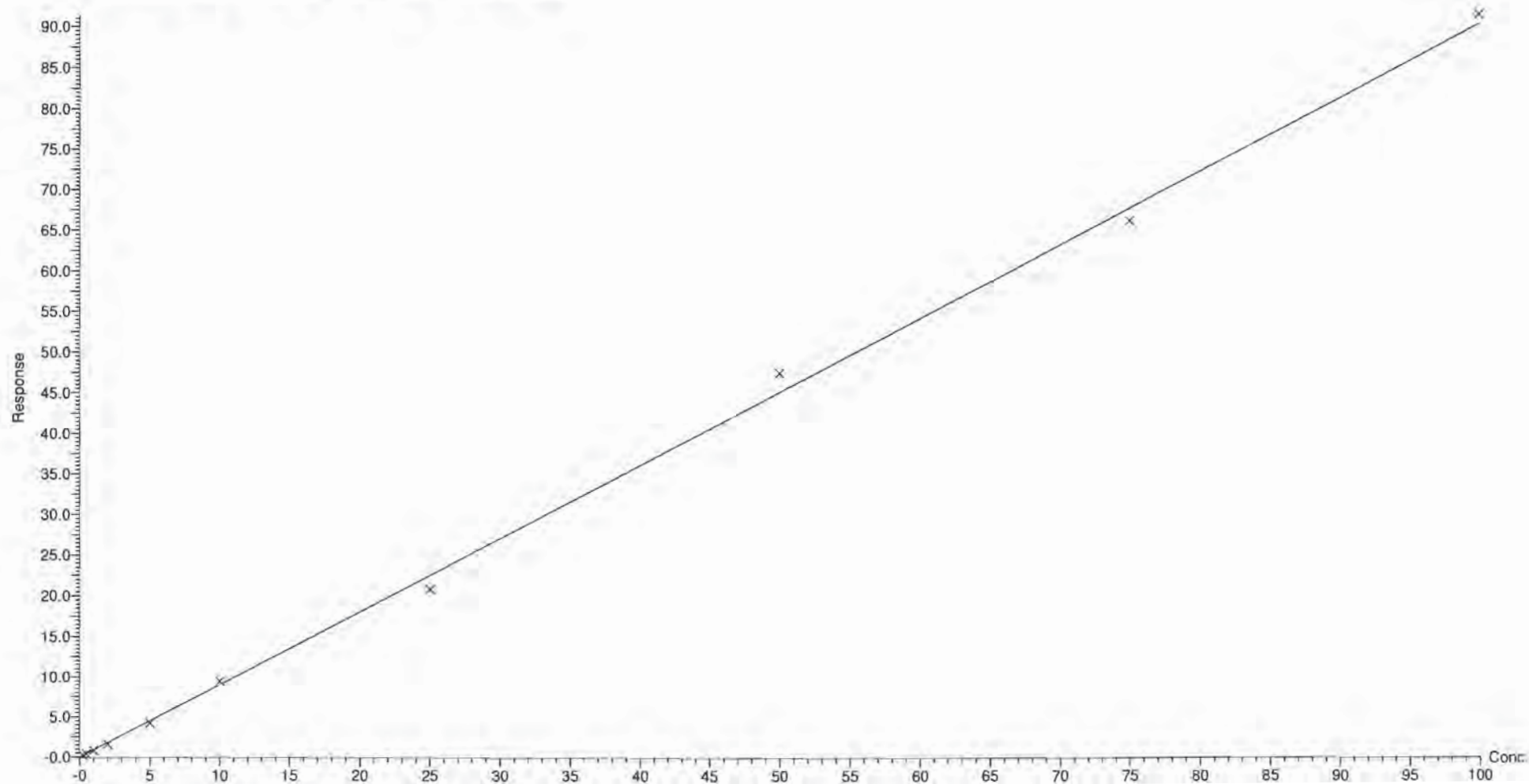
Compound name: PFTTrDA

Coefficient of Determination:  $R^2 = 0.998349$

Calibration curve:  $0.90204 * x$

Response type: Internal Std ( Ref 18 ), Area \* ( IS Conc. / IS Area )

Curve type: Linear, Origin: Force, Weighting: 1/x, Axis trans: None





Dataset: X:\G1.PRO\Results\2018\180719G3\180719G3-CRV.qld

Last Altered: Friday, July 20, 2018 12:31:35 Pacific Daylight Time

Printed: Friday, July 20, 2018 12:38:26 Pacific Daylight Time

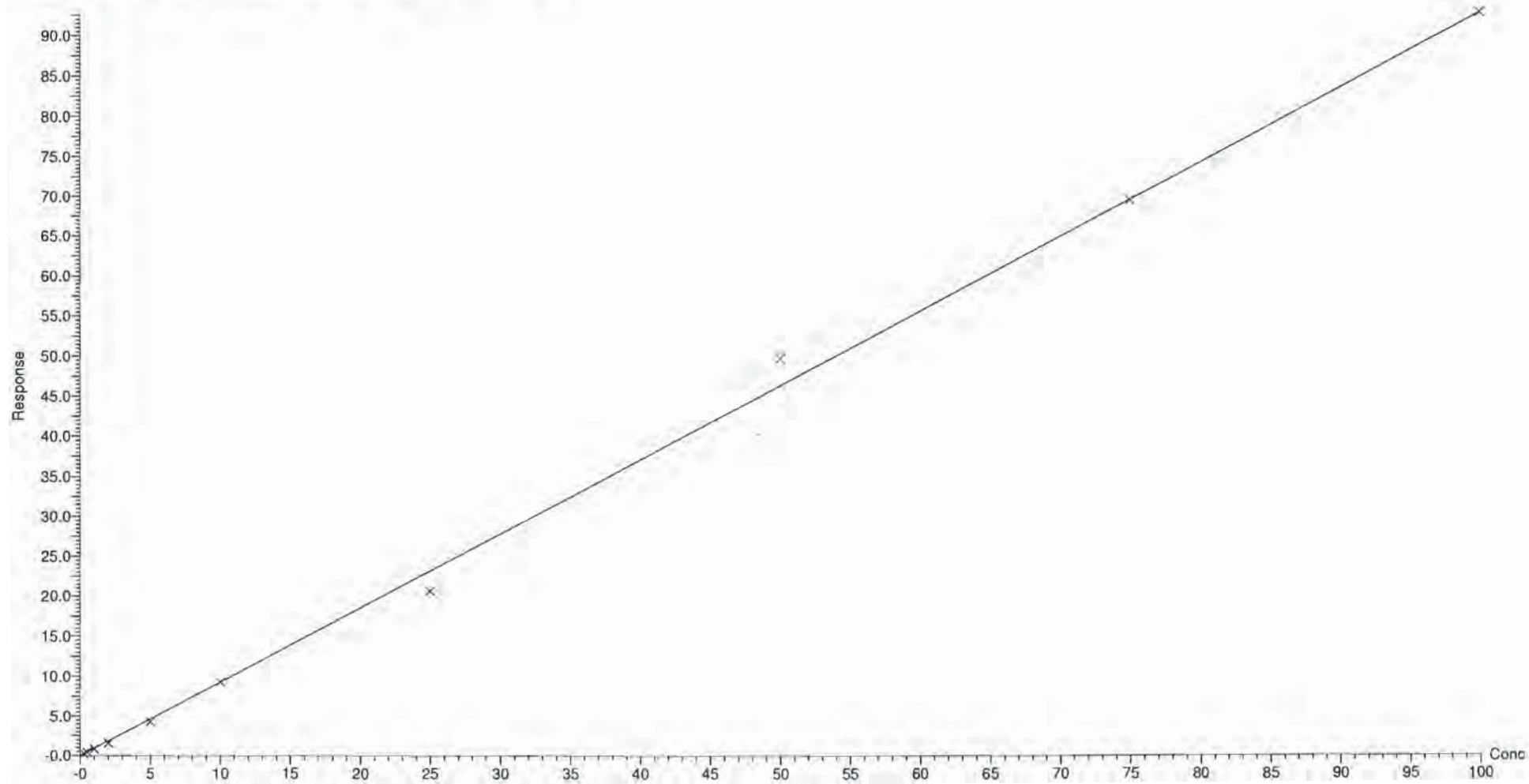
Compound name: PFTeDA

Coefficient of Determination:  $R^2 = 0.997347$

Calibration curve:  $0.926257 * x$

Response type: Internal Std ( Ref 18 ), Area \* ( IS Conc. / IS Area )

Curve type: Linear, Origin: Force, Weighting: 1/x, Axis trans: None




Dataset: X:\G1.PRO\Results\2018\180719G3\180719G3-CRV.qld

Last Altered: Friday, July 20, 2018 12:31:35 Pacific Daylight Time  
Printed: Friday, July 20, 2018 12:40:57 Pacific Daylight Time

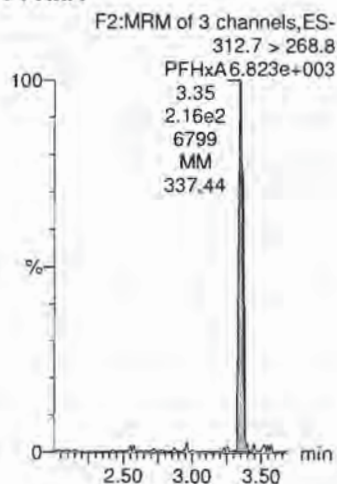
Method: X:\G1.PRO\MethDB\PFAS\_DW\_L14\_0719.mdb 20 Jul 2018 10:54:08  
Calibration: X:\G1.PRO\CurveDB\C18\_537\_Q1\_07-19-18\_L14.cdb 20 Jul 2018 12:31:35

Name: 180719G3\_2, Date: 19-Jul-2018, Time: 15:03:28, ID: ST180719G3-1 PFC CS-4 537 18G1801, Description: PFC CS-4 537 18G1801

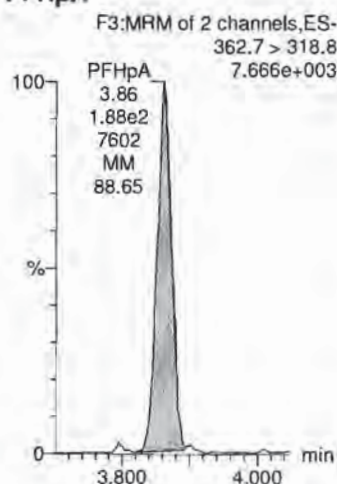
**PFBS**



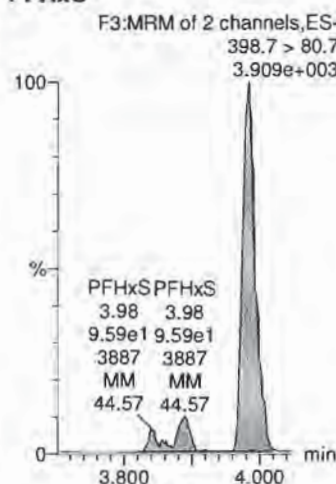
**PFHxA**



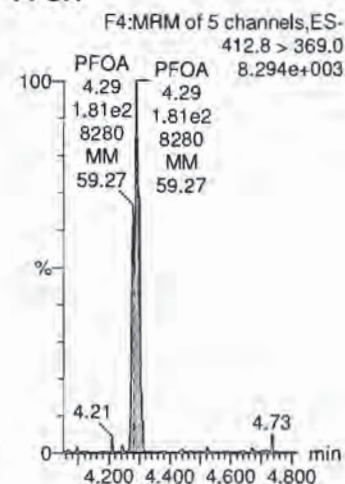
**PFHpA**



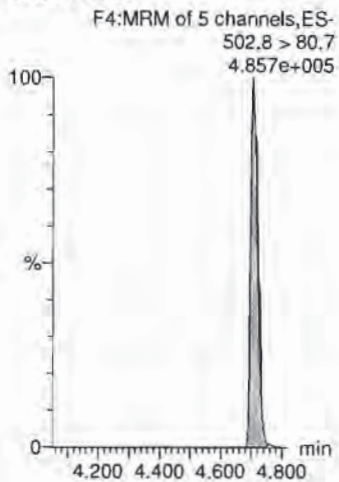
**PFHxS**



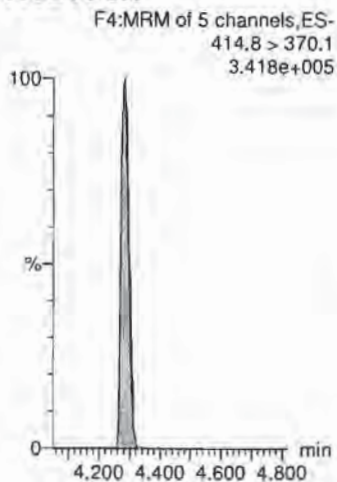
**PFOA**



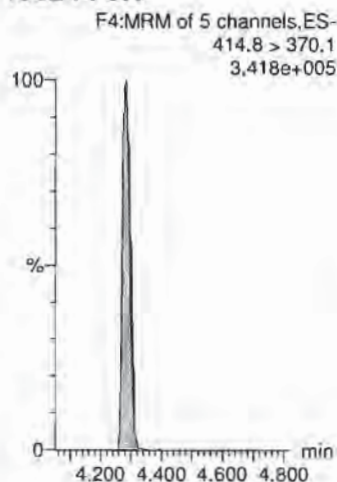
**13C4-PFOS**



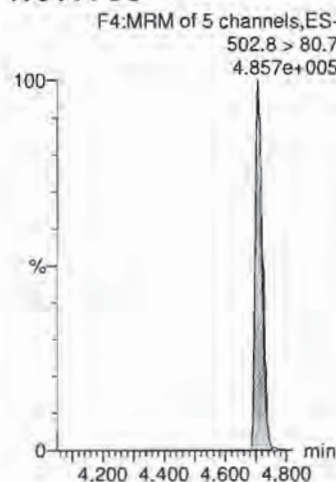
**13C2-PFOA**



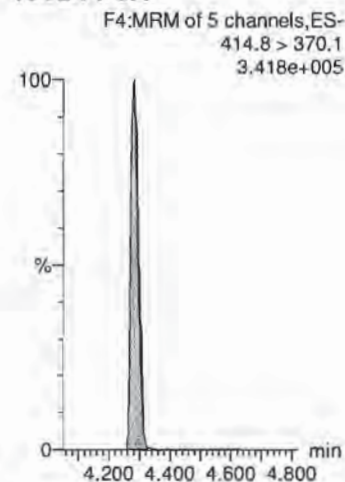
**13C2-PFOA**



**13C4-PFOS**



**13C2-PFOA**



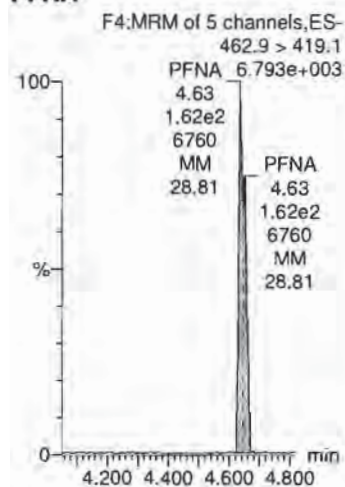
Dataset: X:\G1.PRO\Results\2018\180719G3\180719G3-CRV.qld

Last Altered: Friday, July 20, 2018 12:31:35 Pacific Daylight Time

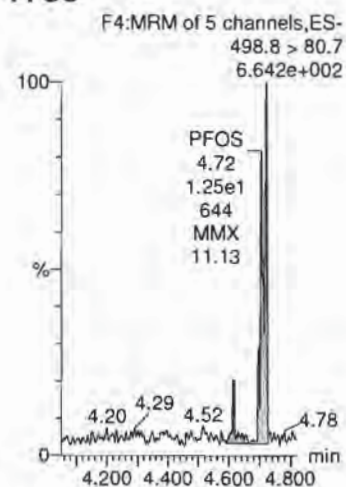
Printed: Friday, July 20, 2018 12:40:57 Pacific Daylight Time

Name: 180719G3\_2, Date: 19-Jul-2018, Time: 15:03:28, ID: ST180719G3-1 PFC CS-4 537 18G1801, Description: PFC CS-4 537 18G1801

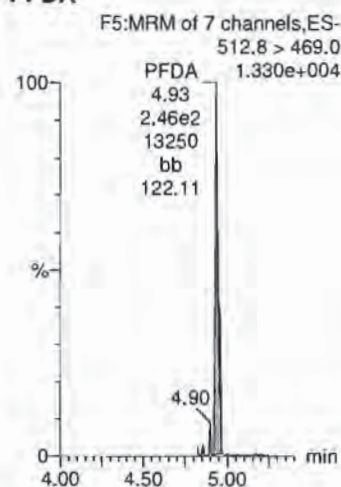
**PFNA**



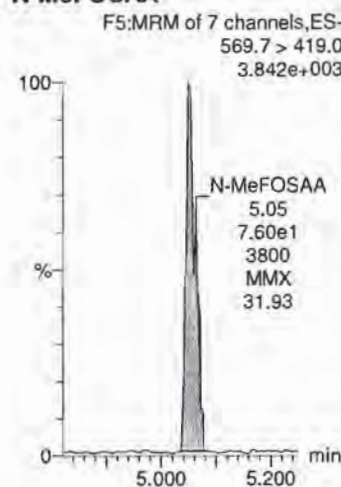
**PFOS**



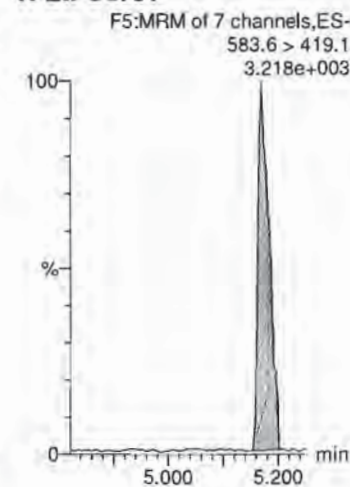
**PFDA**




**N-MeFOSAA**



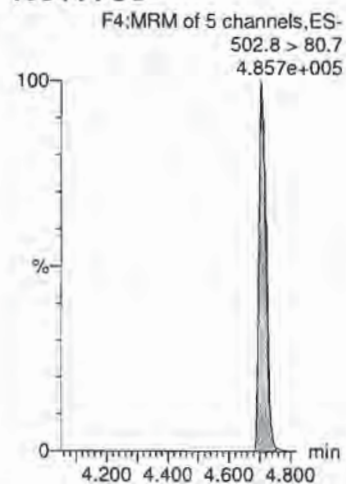
**N-EtFOSAA**



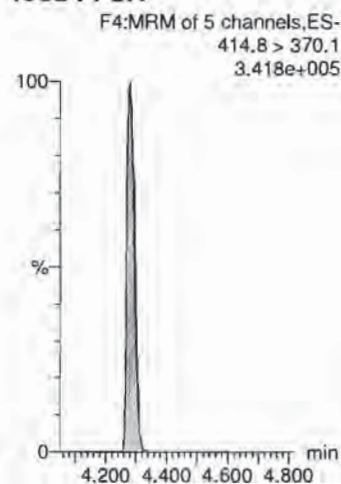
**13C2-PFOA**



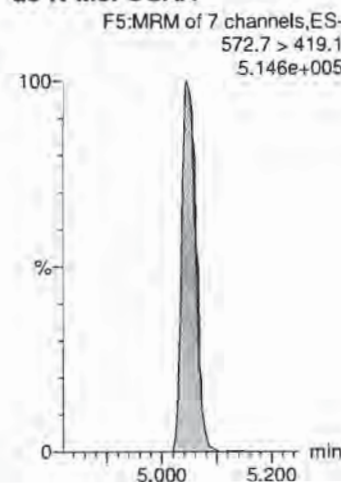
**13C4-PFOS**



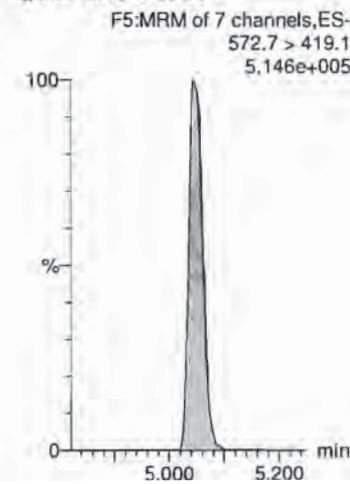
**13C2-PFOA**



**d3-N-MeFOSAA**



**d3-N-MeFOSAA**



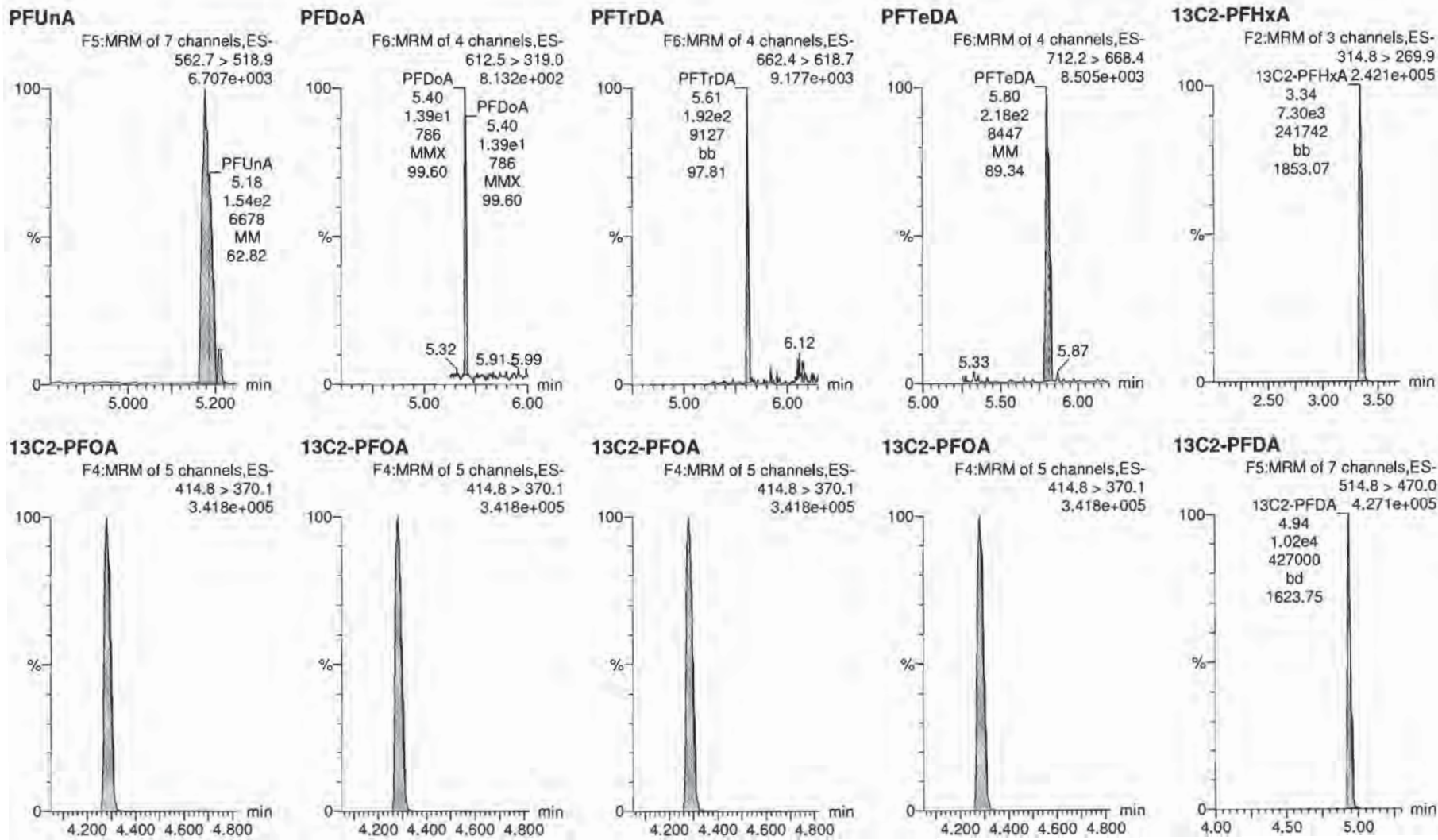


Dataset: X:\G1.PRO\Results\2018\180719G3\180719G3-CRV.qld

Last Altered: Friday, July 20, 2018 12:31:35 Pacific Daylight Time

Printed: Friday, July 20, 2018 12:40:57 Pacific Daylight Time

Name: 180719G3\_2, Date: 19-Jul-2018, Time: 15:03:28, ID: ST180719G3-1 PFC CS-4 537 18G1801, Description: PFC CS-4 537 18G1801



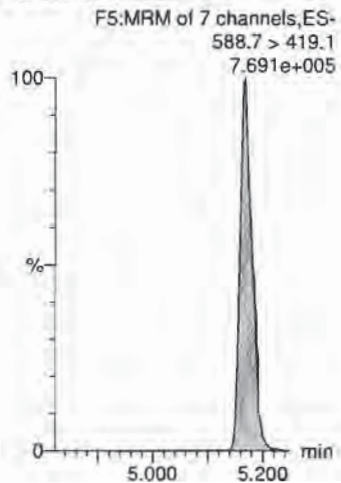
Dataset: X:\G1.PRO\Results\2018\180719G3\180719G3-CRV.qld

Last Altered: Friday, July 20, 2018 12:31:35 Pacific Daylight Time

Printed: Friday, July 20, 2018 12:40:57 Pacific Daylight Time

Name: 180719G3\_2, Date: 19-Jul-2018, Time: 15:03:28, ID: ST180719G3-1 PFC CS-4 537 18G1801, Description: PFC CS-4 537 18G1801

d5-N-EtFOSAA




Dataset: X:\G1.PRO\Results\2018\180719G3\180719G3-CRV.qld

Last Altered: Friday, July 20, 2018 12:31:35 Pacific Daylight Time


Printed: Friday, July 20, 2018 12:40:57 Pacific Daylight Time

Name: 180719G3\_3, Date: 19-Jul-2018, Time: 15:16:17, ID: ST180719G3-2 PFC CS-3 537 18G1802, Description: PFC CS-3 537 18G1802


**PFBS**



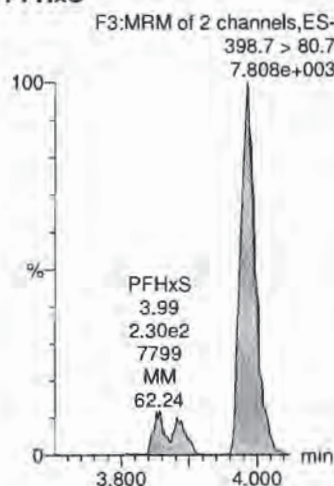
**PFHxA**



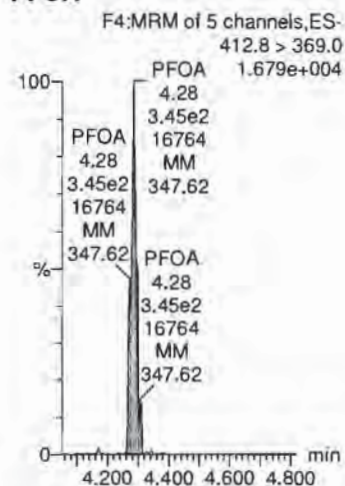
**PFHpA**



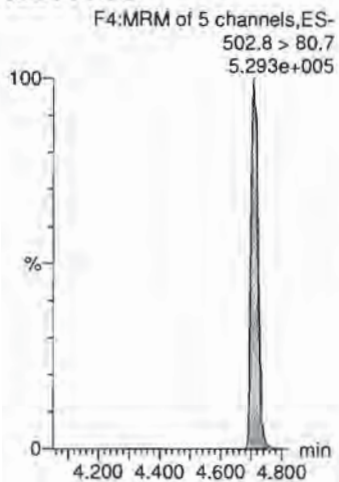
**PFHxS**




**PFOA**



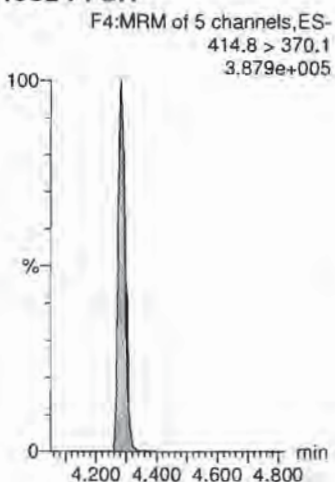
**13C4-PFOS**



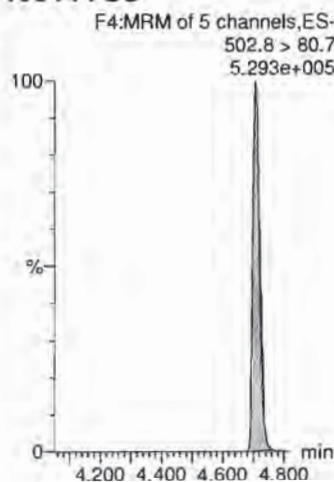
**13C2-PFOA**



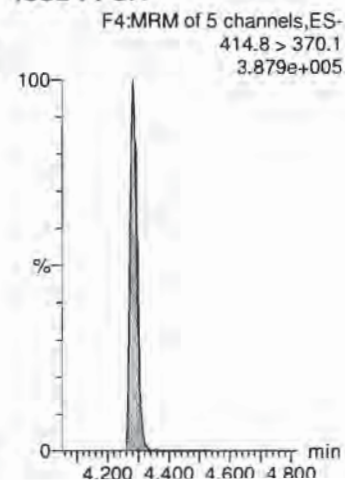
**13C2-PFOA**



**13C4-PFOS**



**13C2-PFOA**






Dataset: X:\G1.PRO\Results\2018\180719G3\180719G3-CRV.qld

Last Altered: Friday, July 20, 2018 12:31:35 Pacific Daylight Time


Printed: Friday, July 20, 2018 12:40:57 Pacific Daylight Time

Name: 180719G3\_3, Date: 19-Jul-2018, Time: 15:16:17, ID: ST180719G3-2 PFC CS-3 537 18G1802, Description: PFC CS-3 537 18G1802


**PFNA**



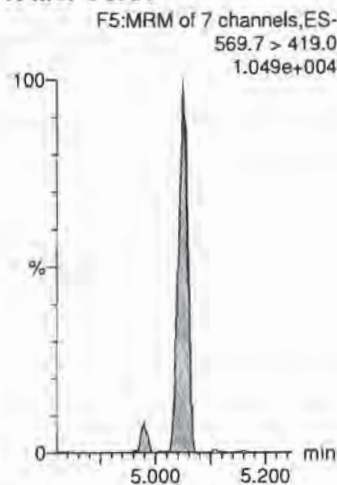
**PFOS**



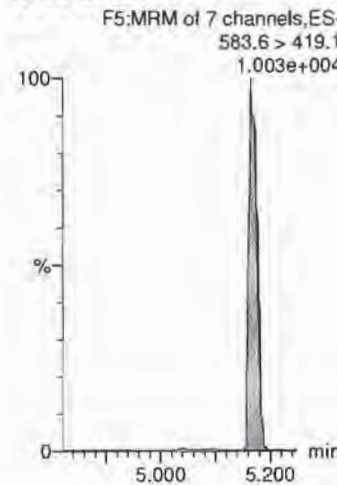
**PFDA**




**N-MeFOSAA**




**N-EtFOSAA**



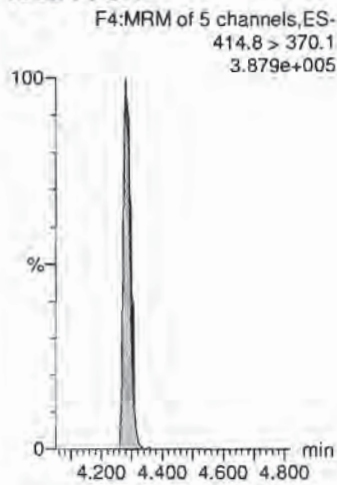
**13C2-PFOA**




**13C4-PFOS**




**13C2-PFOA**



**d3-N-MeFOSAA**



**d3-N-MeFOSAA**



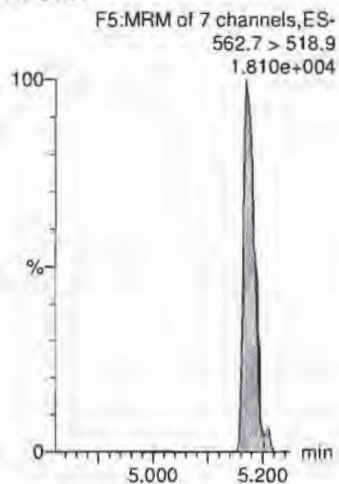
Dataset: X:\G1.PRO\Results\2018\180719G3\180719G3-CRV.qld

Last Altered: Friday, July 20, 2018 12:31:35 Pacific Daylight Time

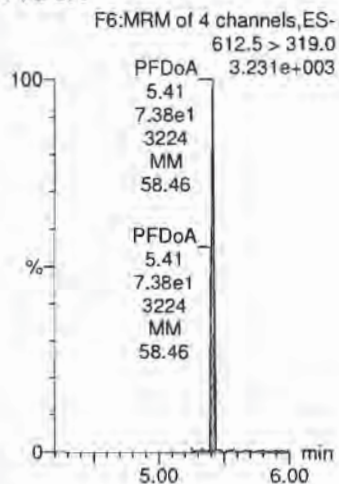
Printed: Friday, July 20, 2018 12:40:57 Pacific Daylight Time

Name: 180719G3\_3, Date: 19-Jul-2018, Time: 15:16:17, ID: ST180719G3-2 PFC CS-3 537 18G1802, Description: PFC CS-3 537 18G1802

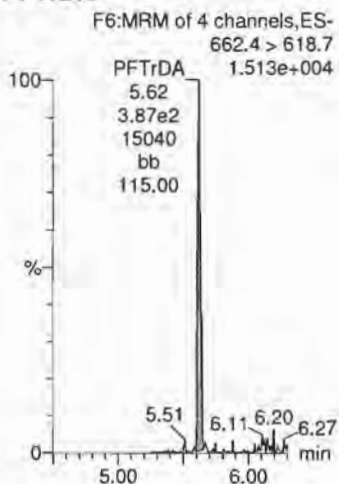
**PFUnA**




**PFDoA**



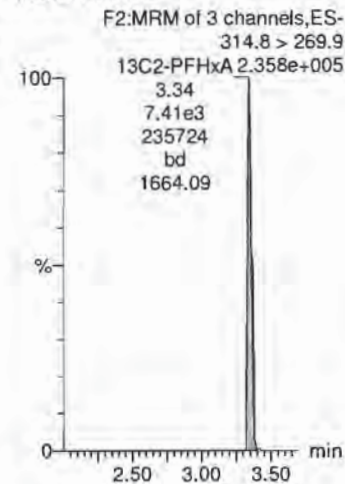
**PFTrDA**




**PFTeDA**




**13C2-PFHxA**




**13C2-PFOA**




**13C2-PFOA**



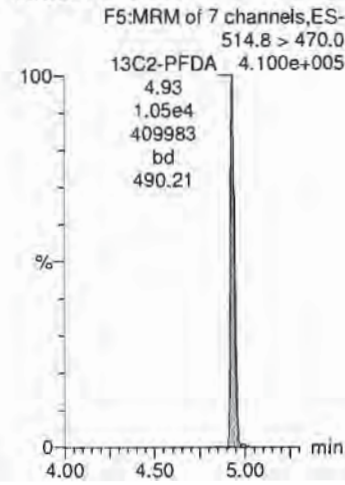
**13C2-PFOA**



**13C2-PFOA**



**13C2-PFDA**



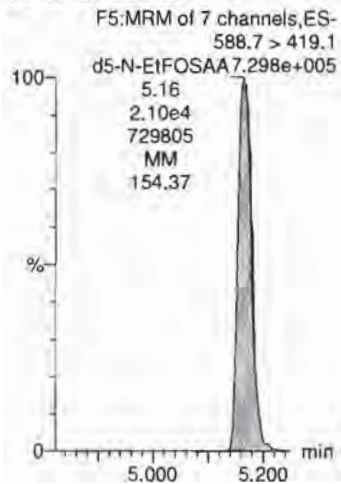
Dataset: X:\G1.PRO\Results\2018\180719G3\180719G3-CRV.qld

Last Altered: Friday, July 20, 2018 12:31:35 Pacific Daylight Time

Printed: Friday, July 20, 2018 12:40:57 Pacific Daylight Time

Name: 180719G3\_3, Date: 19-Jul-2018, Time: 15:16:17, ID: ST180719G3-2 PFC CS-3 537 18G1802, Description: PFC CS-3 537 18G1802

**d5-N-EtFOSAA**






Dataset: X:\G1.PRO\Results\2018\180719G3\180719G3-CRV.qld

Last Altered: Friday, July 20, 2018 12:31:35 Pacific Daylight Time


Printed: Friday, July 20, 2018 12:40:57 Pacific Daylight Time

Name: 180719G3\_4, Date: 19-Jul-2018, Time: 15:29:06, ID: ST180719G3-3 PFC CS-2 537 18G1803, Description: PFC CS-2 537 18G1803

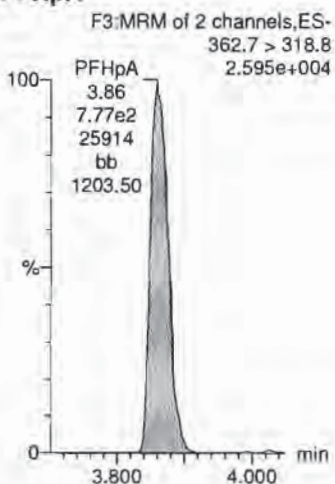
**PFBS**



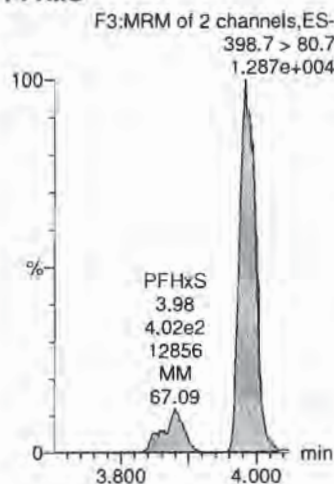
**PFHxA**




**PFHpA**



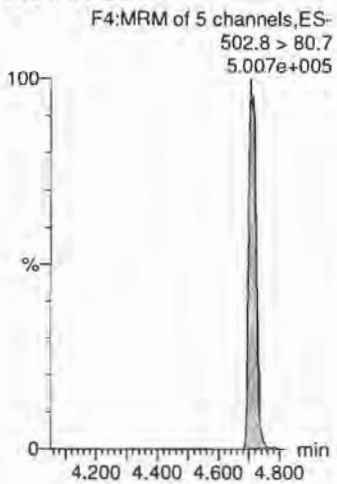
**PFHxS**



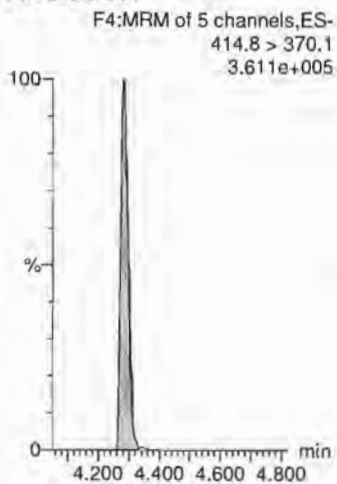
**PFOA**




**13C4-PFOS**



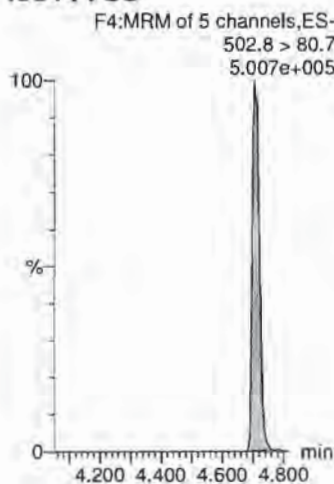
**13C2-PFOA**




**13C2-PFOA**



**13C4-PFOS**



**13C2-PFOA**

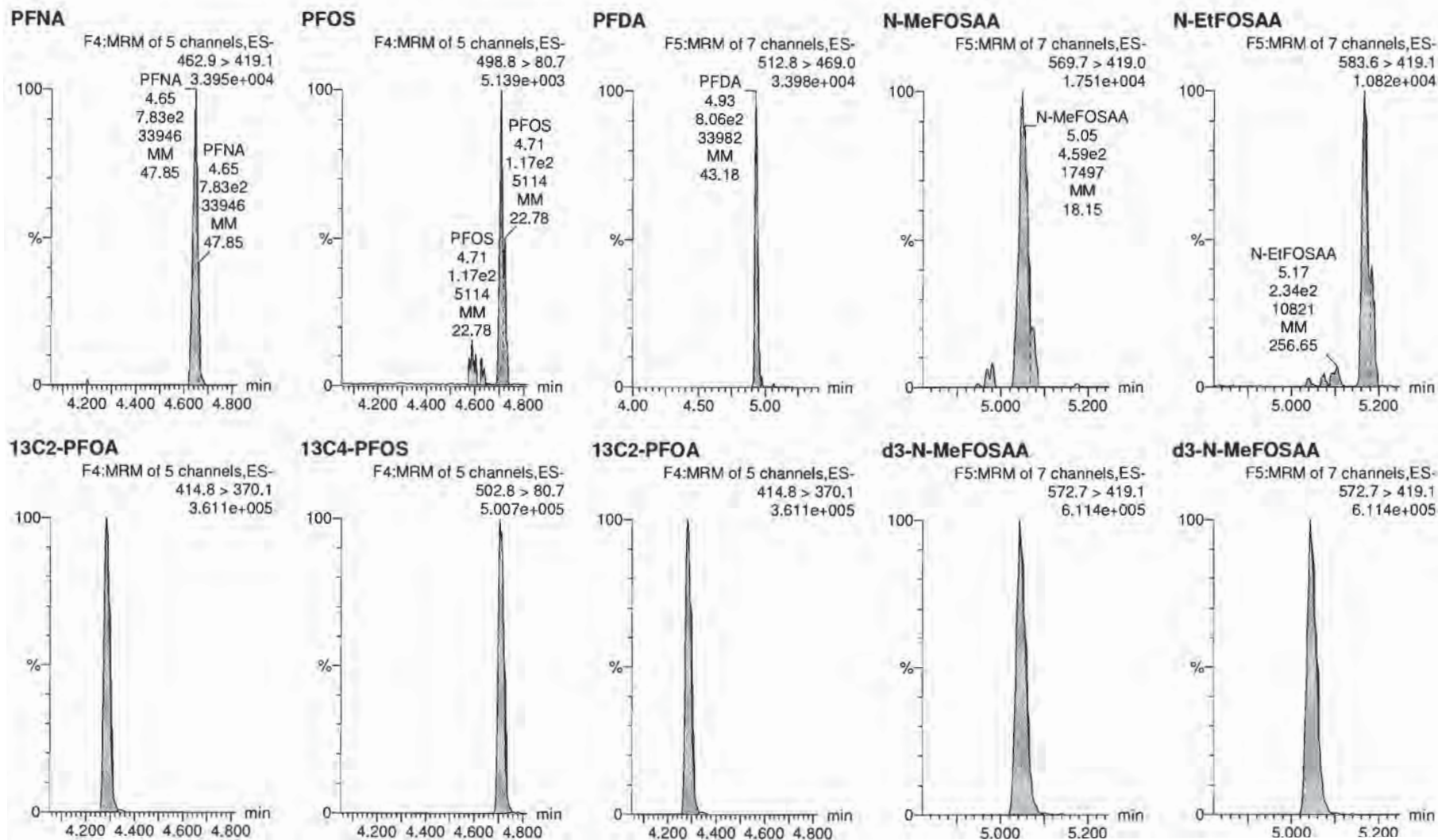


Dataset: X:\G1.PRO\Results\2018\180719G3\180719G3-CRV.qld

Last Altered: Friday, July 20, 2018 12:31:35 Pacific Daylight Time

Printed: Friday, July 20, 2018 12:40:57 Pacific Daylight Time

Name: 180719G3\_4, Date: 19-Jul-2018, Time: 15:29:06, ID: ST180719G3-3 PFC CS-2 537 18G1803, Description: PFC CS-2 537 18G1803



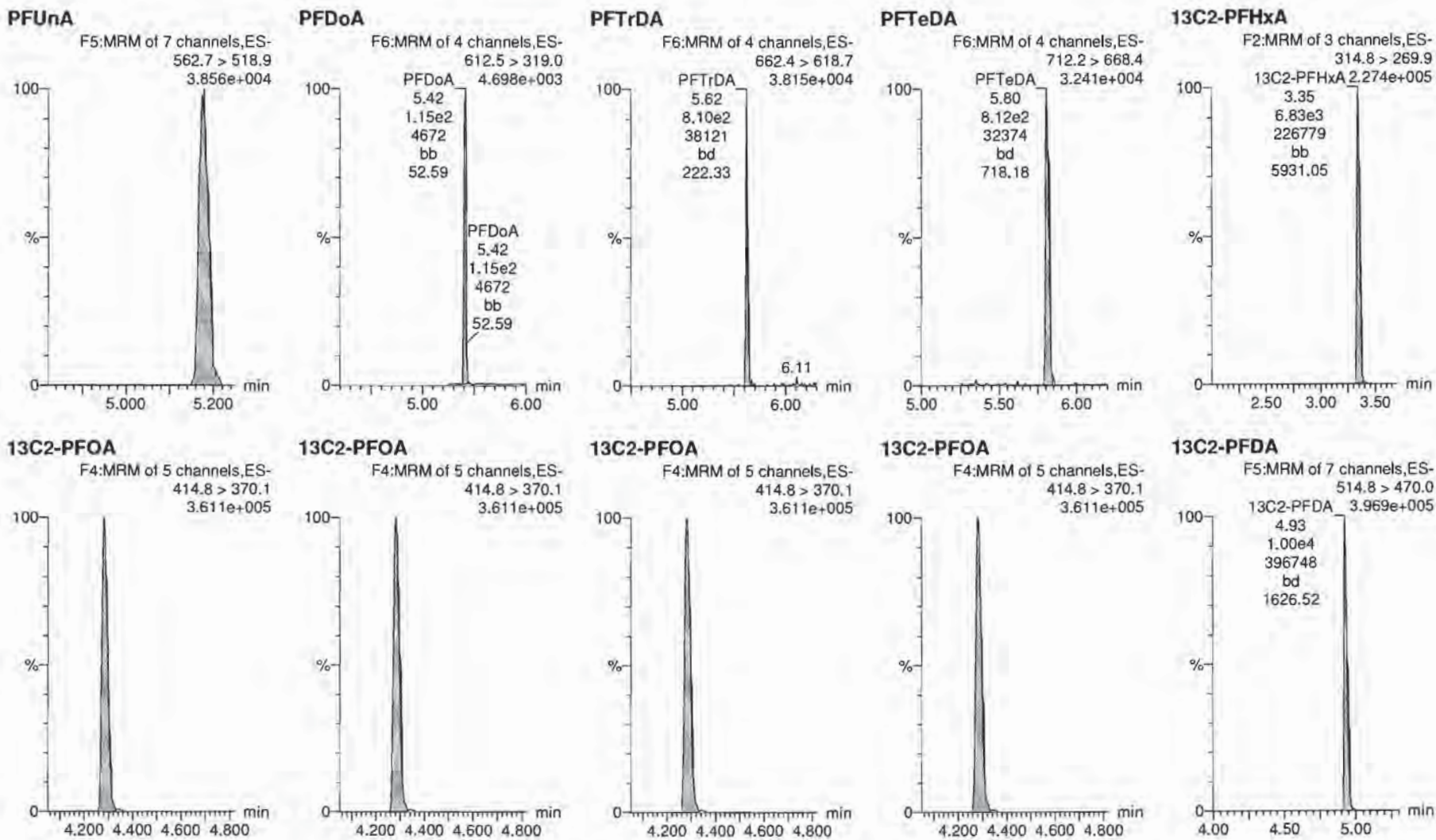


Dataset: X:\G1.PRO\Results\2018\180719G3\180719G3-CRV.qld

Last Altered: Friday, July 20, 2018 12:31:35 Pacific Daylight Time

Printed: Friday, July 20, 2018 12:40:57 Pacific Daylight Time

Name: 180719G3\_4, Date: 19-Jul-2018, Time: 15:29:06, ID: ST180719G3-3 PFC CS-2 537 18G1803, Description: PFC CS-2 537 18G1803





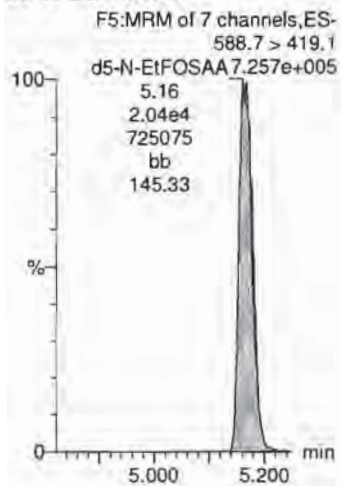
Dataset: X:\G1.PRO\Results\2018\180719G3\180719G3-CRV.qld

Last Altered: Friday, July 20, 2018 12:31:35 Pacific Daylight Time

Printed: Friday, July 20, 2018 12:40:57 Pacific Daylight Time

Name: 180719G3\_4, Date: 19-Jul-2018, Time: 15:29:06, ID: ST180719G3-3 PFC CS-2 537 18G1803, Description: PFC CS-2 537 18G1803

**d5-N-EtFOSAA**




Dataset: X:\G1.PRO\Results\2018\180719G3\180719G3-CRV.qld

Last Altered: Friday, July 20, 2018 12:31:35 Pacific Daylight Time


Printed: Friday, July 20, 2018 12:40:57 Pacific Daylight Time

Name: 180719G3\_5, Date: 19-Jul-2018, Time: 15:41:56, ID: ST180719G3-4 PFC CS-1 537 18G1804, Description: PFC CS-1 537 18G1804

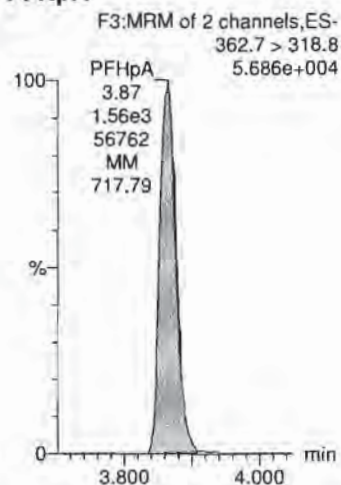
**PFBS**



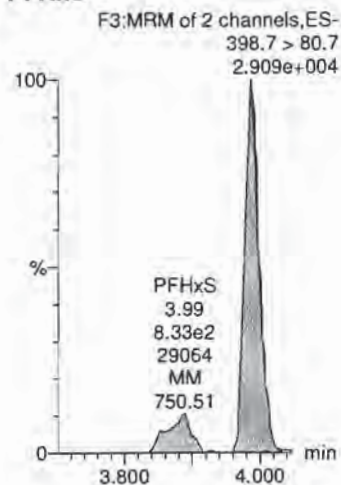
**PFHxA**




**PFHpA**



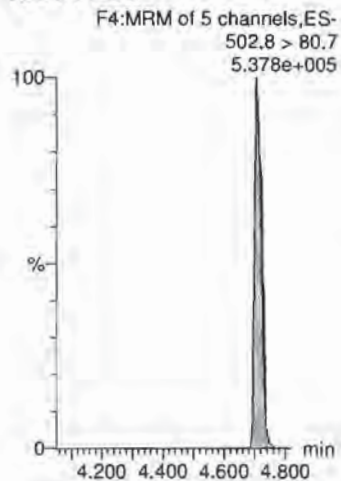
**PFHxS**




**PFOA**



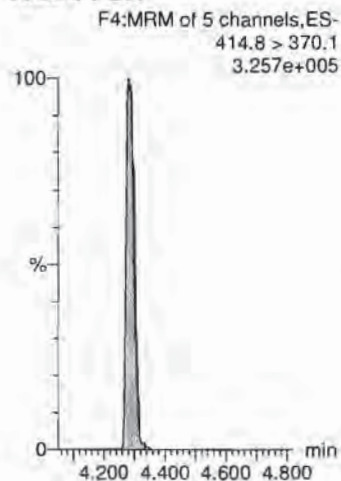
**13C4-PFOS**



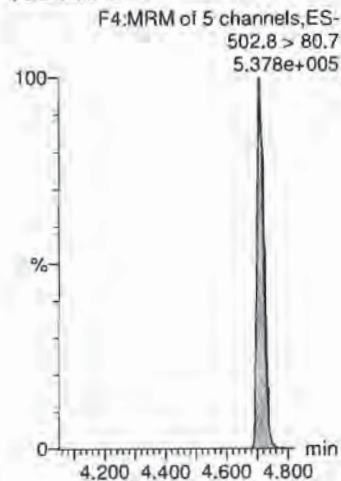
**13C2-PFOA**



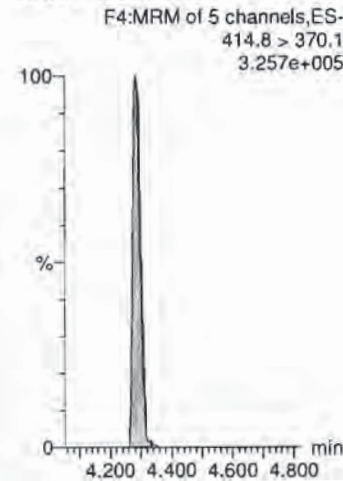
**13C2-PFOA**



**13C4-PFOS**



**13C2-PFOA**

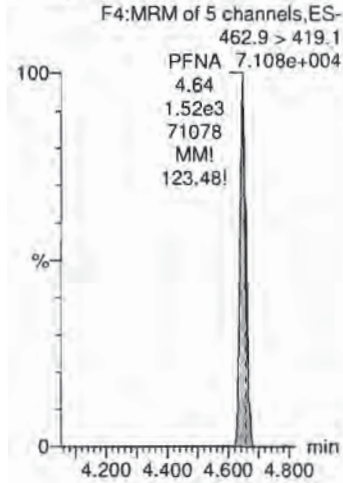


Dataset: X:\G1.PRO\Results\2018\180719G3\180719G3-CRV.qld

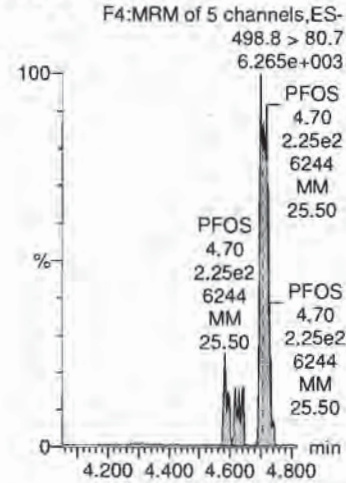
Last Altered: Friday, July 20, 2018 12:31:35 Pacific Daylight Time  
Printed: Friday, July 20, 2018 12:40:57 Pacific Daylight Time

Name: 180719G3\_5, Date: 19-Jul-2018, Time: 15:41:56, ID: ST180719G3-4 PFC CS-1 537 18G1804, Description: PFC CS-1 537 18G1804

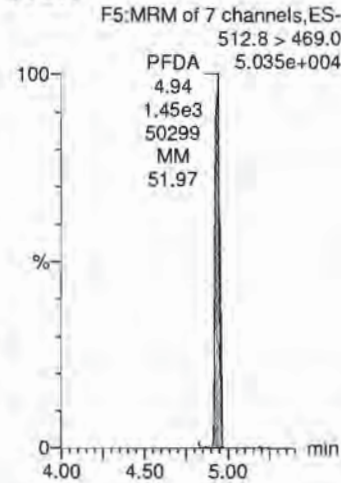
**PFNA**



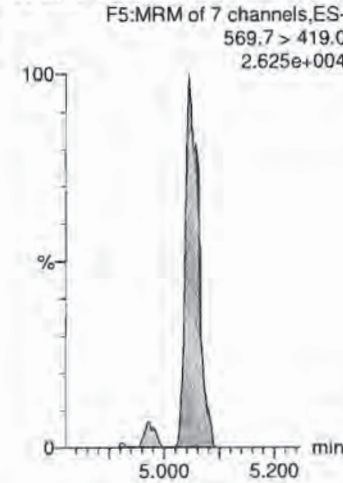
**PFOS**



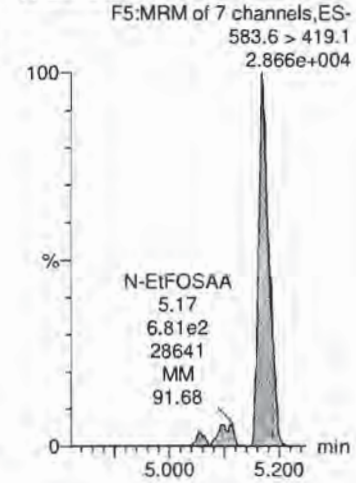
**PFDA**



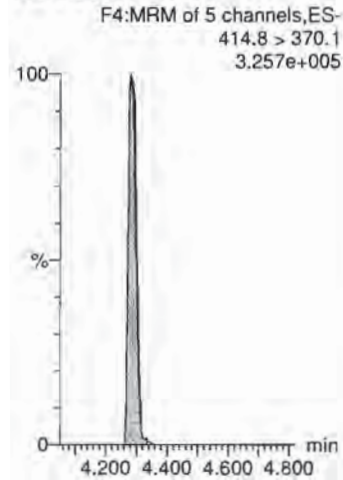
**N-MeFOSAA**



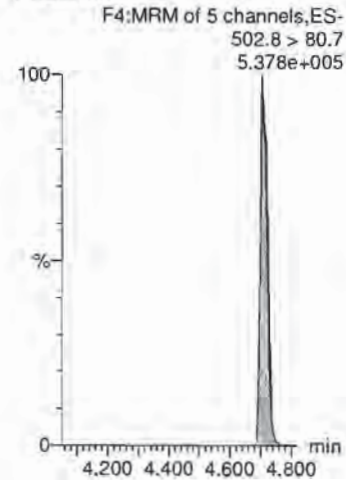
**N-EtFOSAA**




**13C2-PFOA**



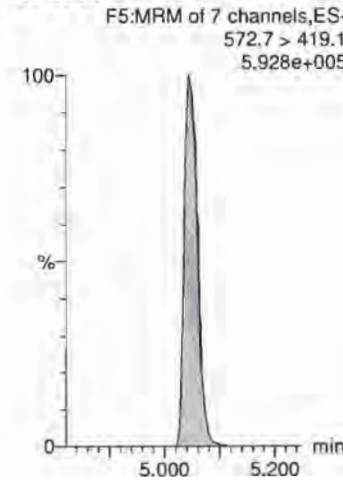
**13C4-PFOS**



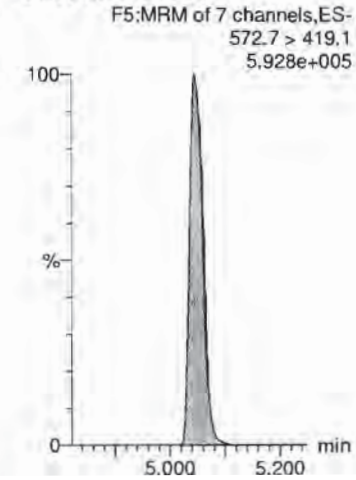
**13C2-PFOA**



**d3-N-MeFOSAA**



**d3-N-MeFOSAA**

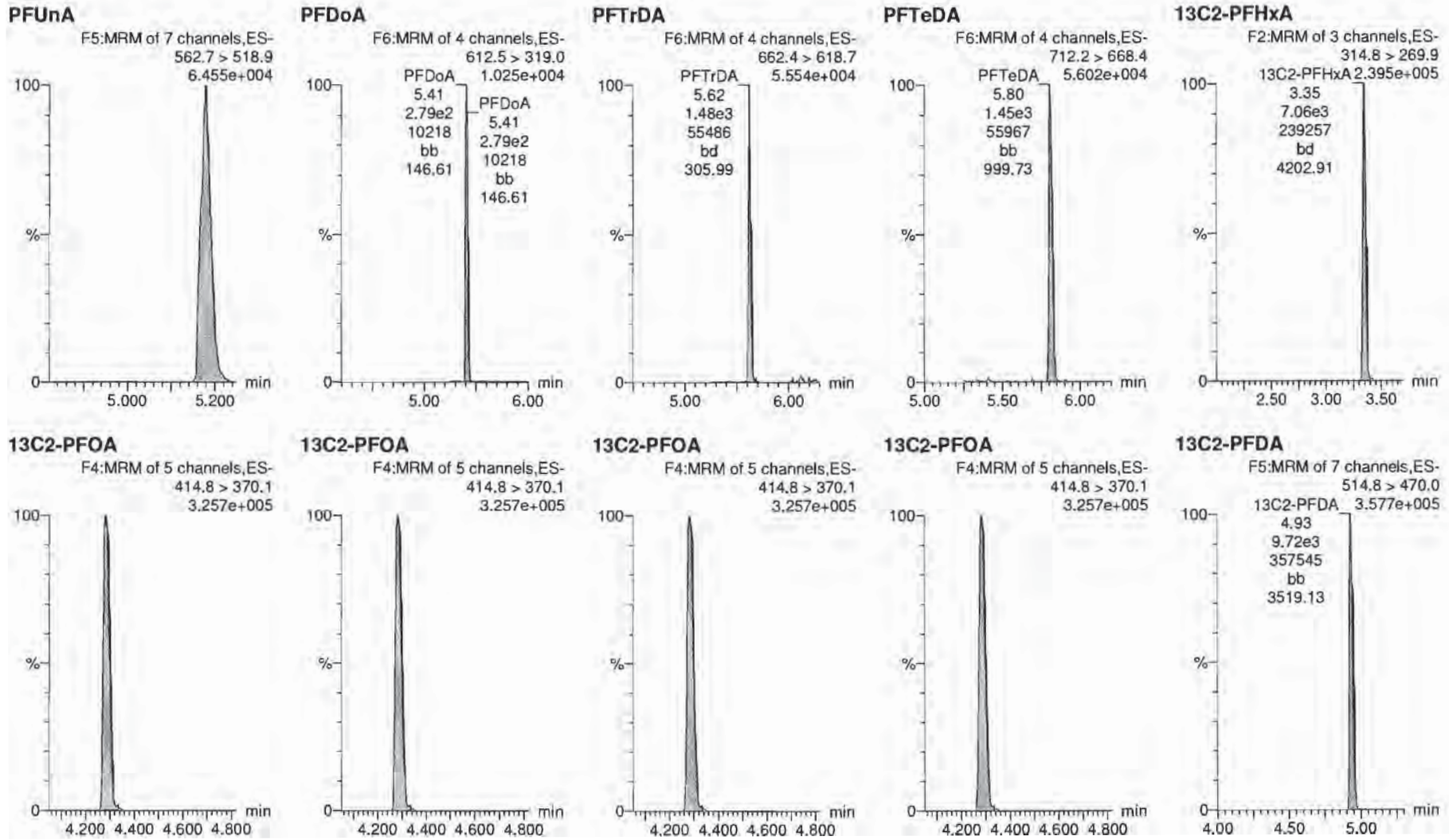




Dataset: X:\G1.PRO\Results\2018\180719G3\180719G3-CRV.qld

Last Altered: Friday, July 20, 2018 12:31:35 Pacific Daylight Time  
Printed: Friday, July 20, 2018 12:40:57 Pacific Daylight Time

Name: 180719G3\_5, Date: 19-Jul-2018, Time: 15:41:56, ID: ST180719G3-4 PFC CS-1 537 18G1804, Description: PFC CS-1 537 18G1804



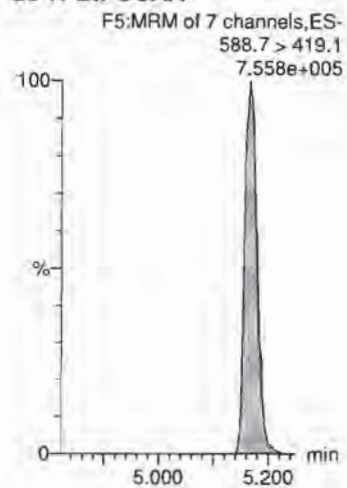
Dataset: X:\G1.PRO\Results\2018\180719G3\180719G3-CRV.qld

Last Altered: Friday, July 20, 2018 12:31:35 Pacific Daylight Time

Printed: Friday, July 20, 2018 12:40:57 Pacific Daylight Time

Name: 180719G3\_5, Date: 19-Jul-2018, Time: 15:41:56, ID: ST180719G3-4 PFC CS-1 537 18G1804, Description: PFC CS-1 537 18G1804

**d5-N-EtFOSAA**




Dataset: X:\G1.PRO\Results\2018\180719G3\180719G3-CRV.qld

Last Altered: Friday, July 20, 2018 12:31:35 Pacific Daylight Time

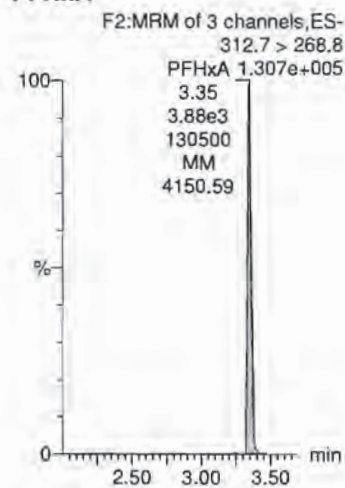
Printed: Friday, July 20, 2018 12:40:57 Pacific Daylight Time

Name: 180719G3\_6, Date: 19-Jul-2018, Time: 15:54:41, ID: ST180719G3-5 PFC CS0 537 18G1805, Description: PFC CS0 537 18G1805

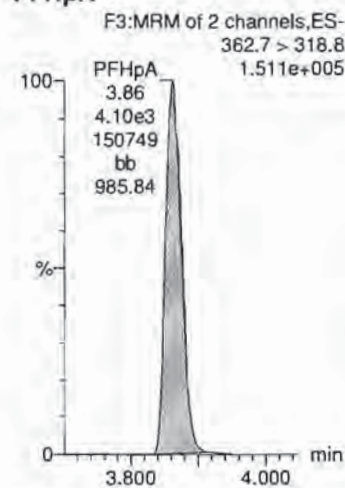
**PFBS**



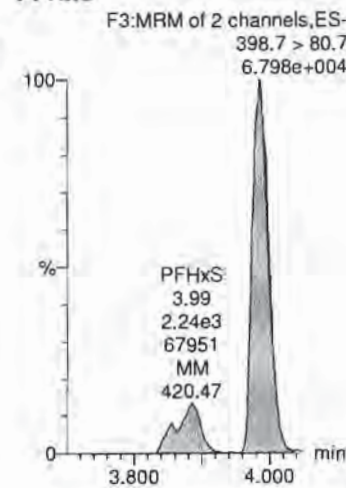
**PFHxA**



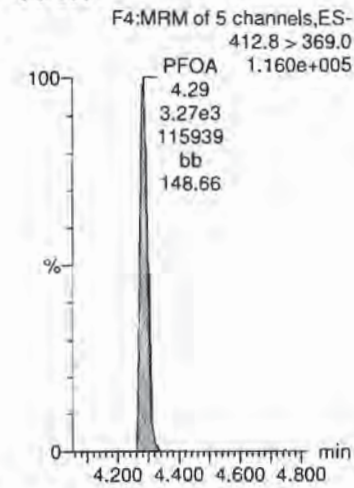
**PFHpA**



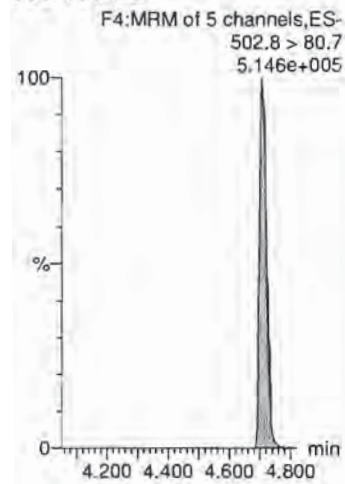
**PFHxS**



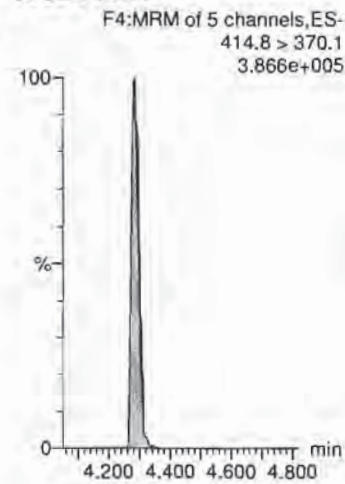
**PFOA**



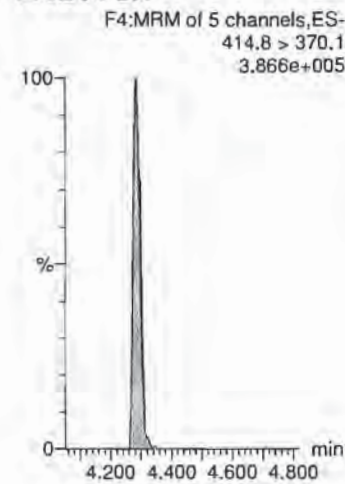
**13C4-PFOS**



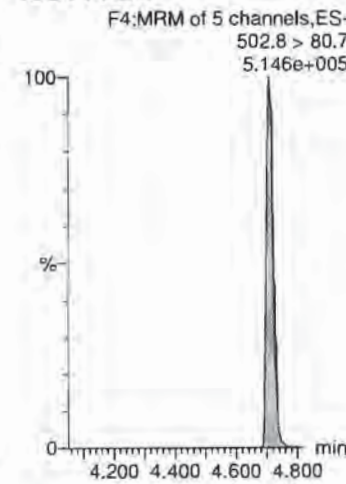
**13C2-PFOA**




**13C2-PFOA**



**13C4-PFOS**



**13C2-PFOA**






Dataset: X:\G1\PRO\Results\2018\180719G3\180719G3-CRV.qld

Last Altered: Friday, July 20, 2018 12:31:35 Pacific Daylight Time

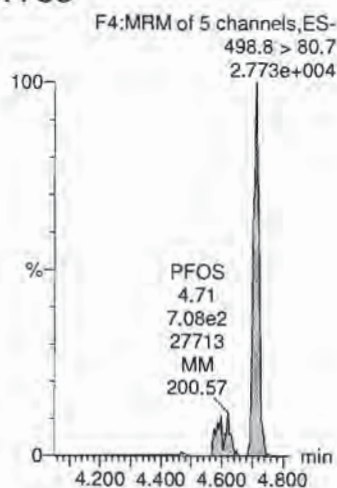
Printed: Friday, July 20, 2018 12:40:57 Pacific Daylight Time

Name: 180719G3\_6, Date: 19-Jul-2018, Time: 15:54:41, ID: ST180719G3-5 PFC CS0 537 18G1805, Description: PFC CS0 537 18G1805


**PFNA**



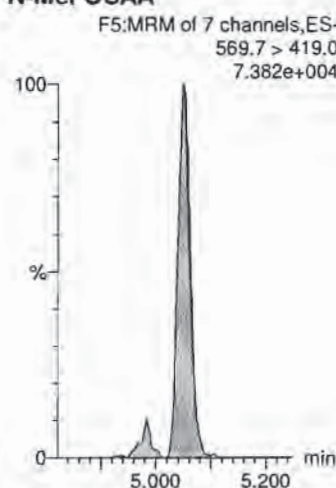
**PFOS**



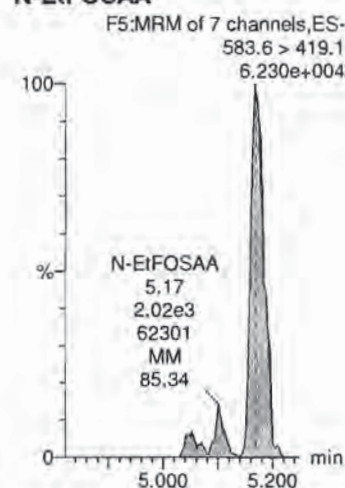
**PFDA**




**N-MeFOSAA**



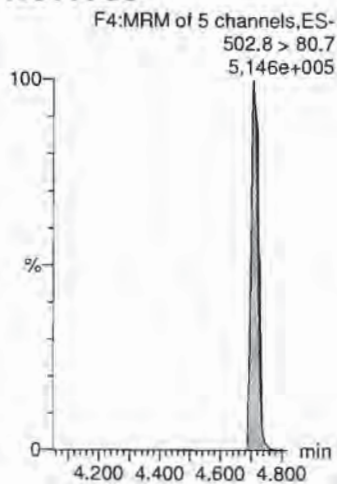
**N-EtFOSAA**



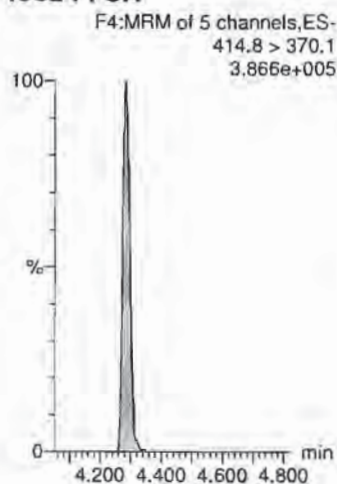
**13C2-PFOA**



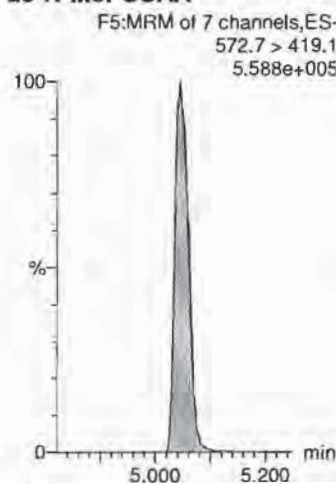
**13C4-PFOS**



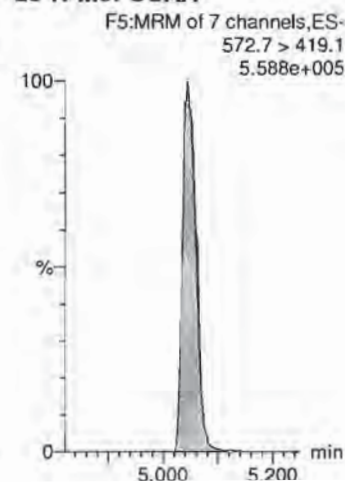
**13C2-PFOA**



**d3-N-MeFOSAA**



**d3-N-MeFOSAA**



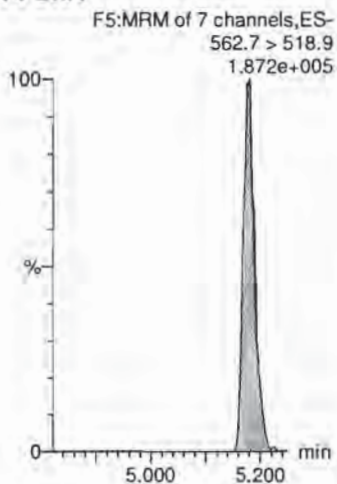
Dataset: X:\G1.PRO\Results\2018\180719G3\180719G3-CRV.qld

Last Altered: Friday, July 20, 2018 12:31:35 Pacific Daylight Time


Printed: Friday, July 20, 2018 12:40:57 Pacific Daylight Time

Name: 180719G3\_6, Date: 19-Jul-2018, Time: 15:54:41, ID: ST180719G3-5 PFC CS0 537 18G1805, Description: PFC CS0 537 18G1805

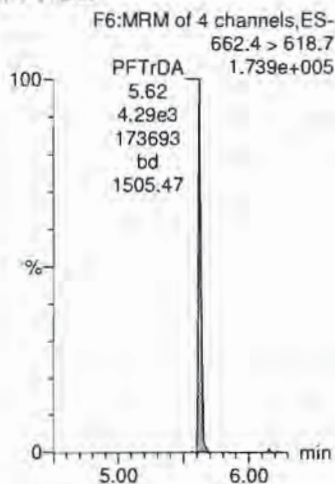
**PFUnA**



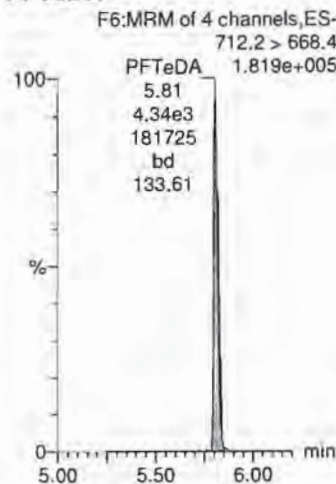
**PFDoA**



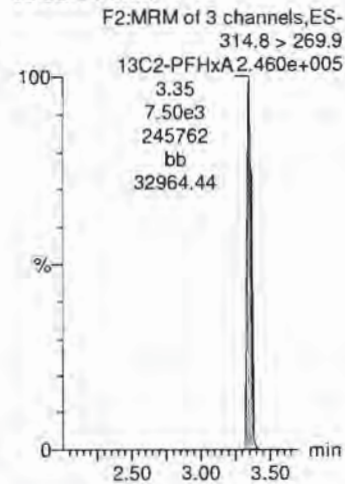
**PFTrDA**




**PFTeDA**



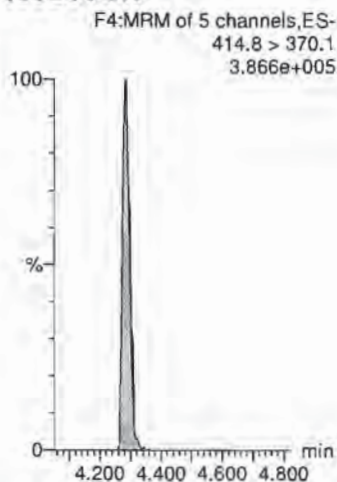
**13C2-PFHxA**



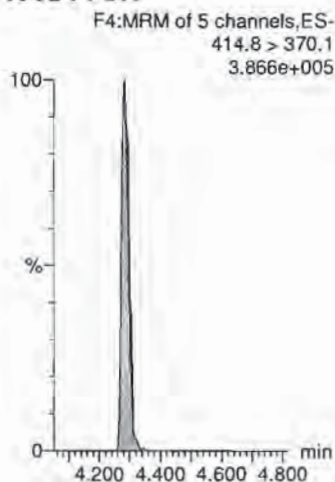
**13C2-PFOA**




**13C2-PFOA**




**13C2-PFOA**



**13C2-PFOA**



**13C2-PFDA**



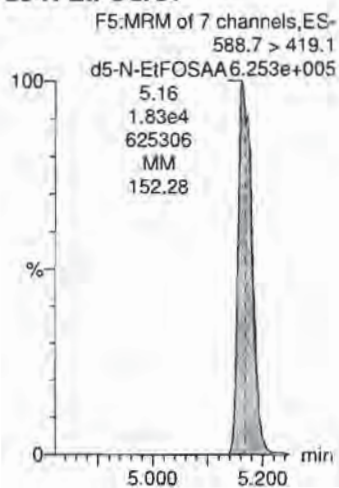
Dataset: X:\G1.PRO\Results\2018\180719G3\180719G3-CRV.qld

Last Altered: Friday, July 20, 2018 12:31:35 Pacific Daylight Time

Printed: Friday, July 20, 2018 12:40:57 Pacific Daylight Time

Name: 180719G3\_6, Date: 19-Jul-2018, Time: 15:54:41, ID: ST180719G3-5 PFC CS0 537 18G1805, Description: PFC CS0 537 18G1805

**d5-N-EtFOSAA**






Dataset: X:\G1.PRO\Results\2018\180719G3\180719G3-CRV.qld

Last Altered: Friday, July 20, 2018 12:31:35 Pacific Daylight Time


Printed: Friday, July 20, 2018 12:40:57 Pacific Daylight Time

Name: 180719G3\_7, Date: 19-Jul-2018, Time: 16:07:29, ID: ST180719G3-6 PFC CS1 537 18G1806, Description: PFC CS1 537 18G1806

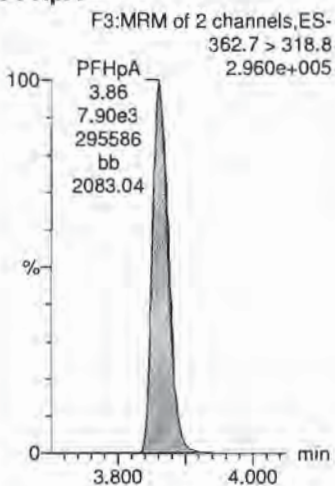
**PFBS**



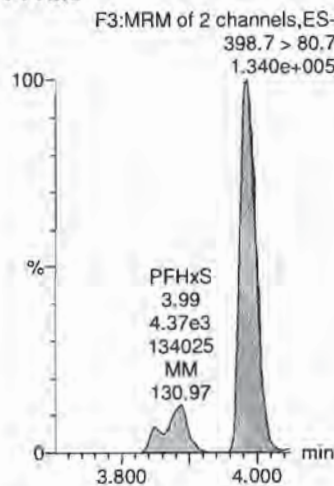
**PFHxA**



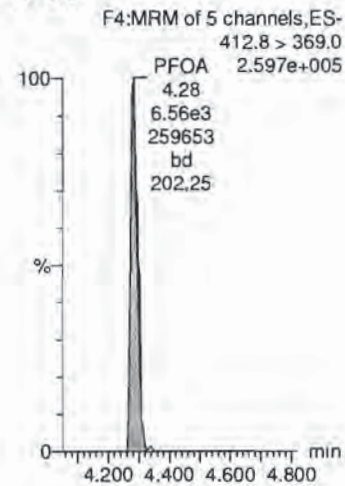
**PFHpA**



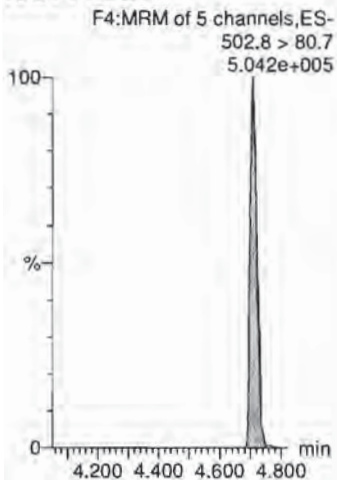
**PFHxS**




**PFOA**




**13C4-PFOS**



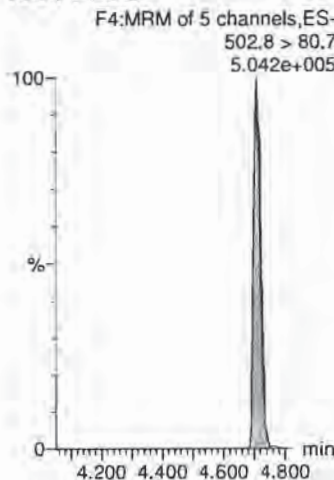
**13C2-PFOA**




**13C2-PFOA**



**13C4-PFOS**



**13C2-PFOA**




Dataset: X:\G1.PRO\Results\2018\180719G3\180719G3-CRV.qld

Last Altered: Friday, July 20, 2018 12:31:35 Pacific Daylight Time

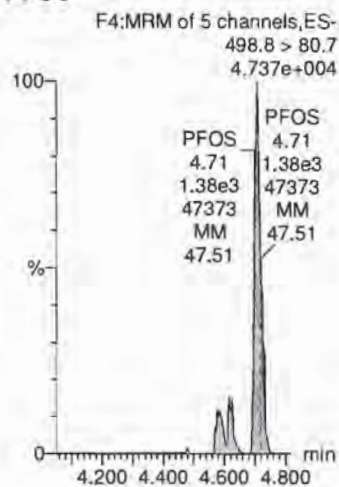
Printed: Friday, July 20, 2018 12:40:57 Pacific Daylight Time

Name: 180719G3\_7, Date: 19-Jul-2018, Time: 16:07:29, ID: ST180719G3-6 PFC CS1 537 18G1806, Description: PFC CS1 537 18G1806


**PFNA**



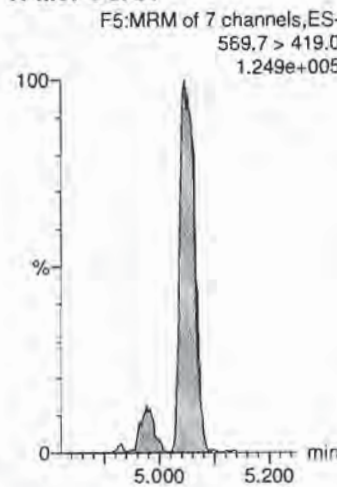
**PFOS**



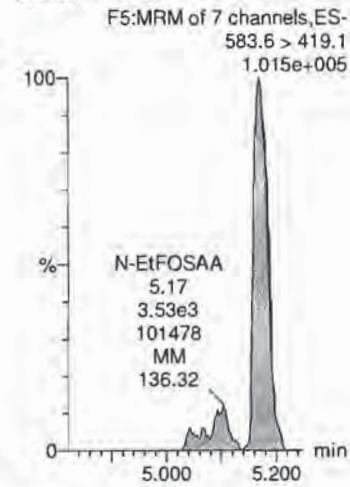
**PFDA**



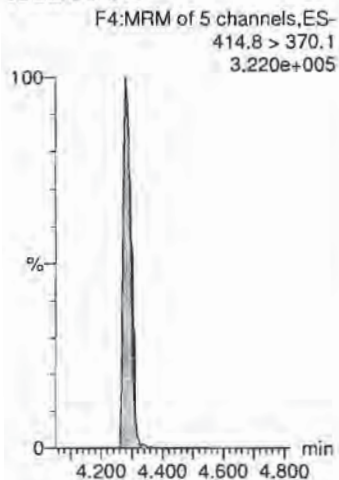
**N-MeFOSAA**



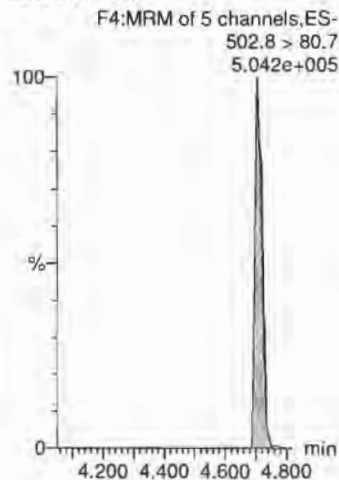
**N-EtFOSAA**




**13C2-PFOA**



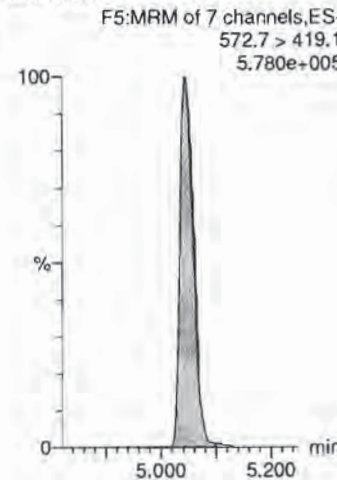
**13C4-PFOS**



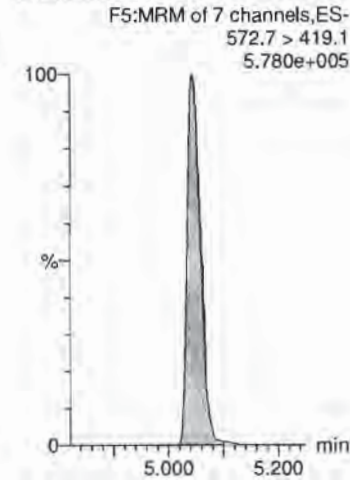
**13C2-PFOA**



**d3-N-MeFOSAA**



**d3-N-MeFOSAA**

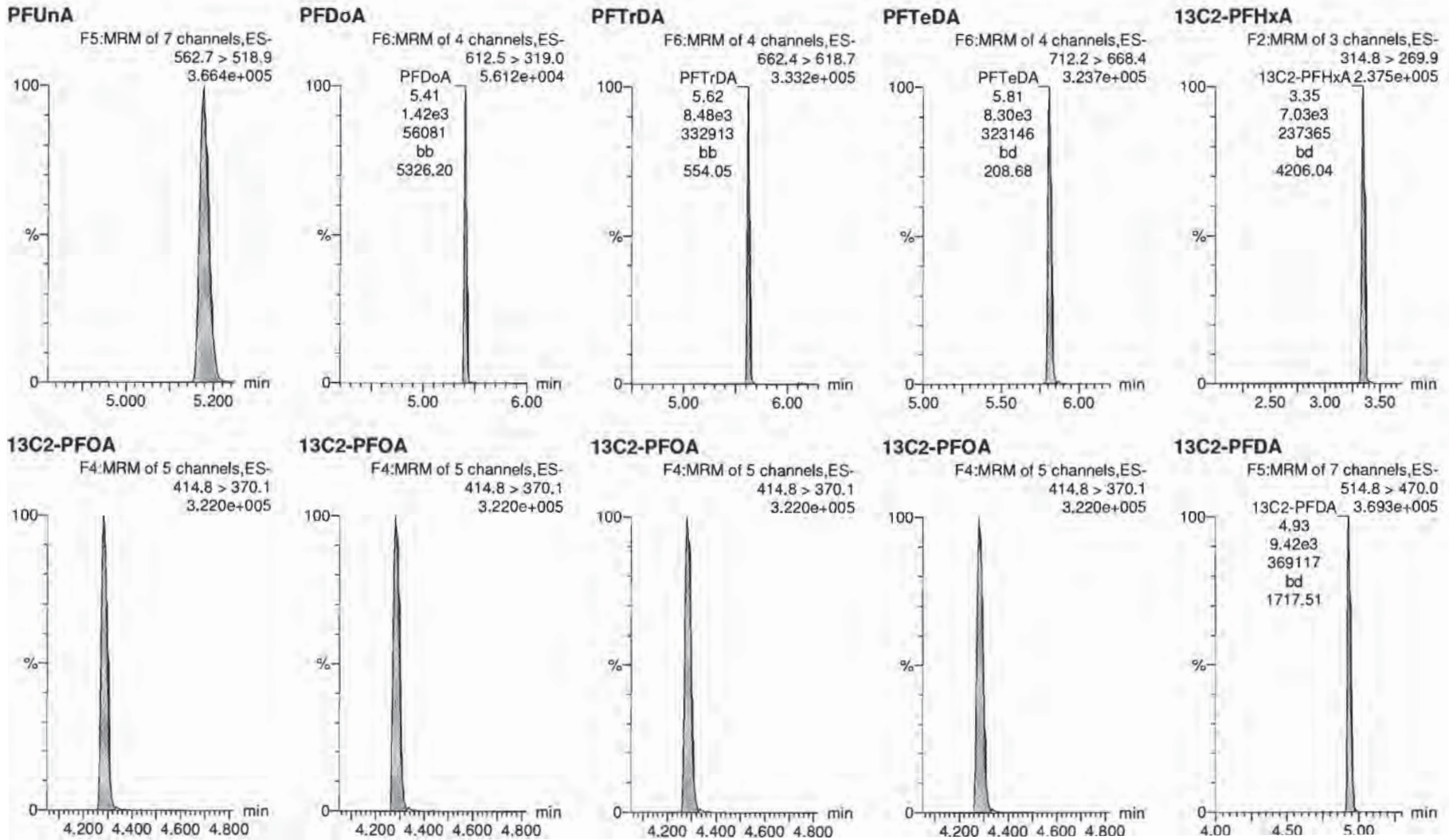




Dataset: X:\G1.PRO\Results\2018\180719G3\180719G3-CRV.qld

Last Altered: Friday, July 20, 2018 12:31:35 Pacific Daylight Time  
Printed: Friday, July 20, 2018 12:40:57 Pacific Daylight Time

Name: 180719G3\_7, Date: 19-Jul-2018, Time: 16:07:29, ID: ST180719G3-6 PFC CS1 537 18G1806, Description: PFC CS1 537 18G1806





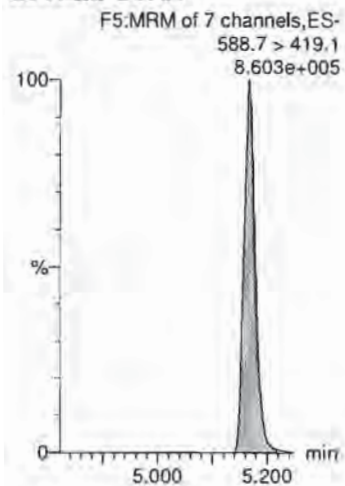
Dataset: X:\G1.PRO\Results\2018\180719G3\180719G3-CRV.qld

Last Altered: Friday, July 20, 2018 12:31:35 Pacific Daylight Time

Printed: Friday, July 20, 2018 12:40:57 Pacific Daylight Time

Name: 180719G3\_7, Date: 19-Jul-2018, Time: 16:07:29, ID: ST180719G3-6 PFC CS1 537 18G1806, Description: PFC CS1 537 18G1806

**d5-N-EtFOSAA**




Dataset: X:\G1.PRO\Results\2018\180719G3\180719G3-CRV.qld

Last Altered: Friday, July 20, 2018 12:31:35 Pacific Daylight Time

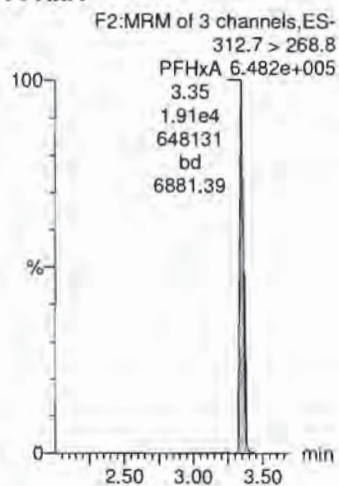
Printed: Friday, July 20, 2018 12:40:57 Pacific Daylight Time

Name: 180719G3\_8, Date: 19-Jul-2018, Time: 16:20:19, ID: ST180719G3-7 PFC CS2 537 18G1807, Description: PFC CS2 537 18G1807

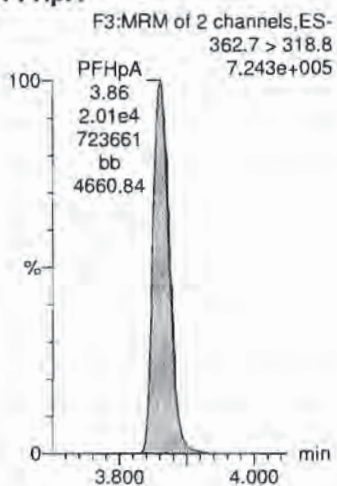
**PFBS**



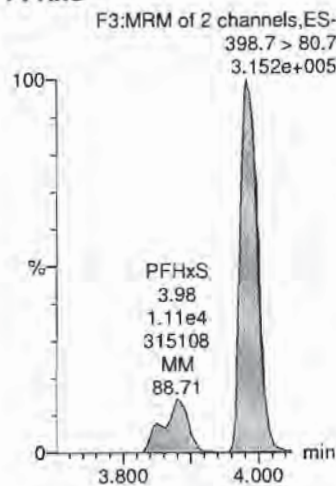
**PFHxA**



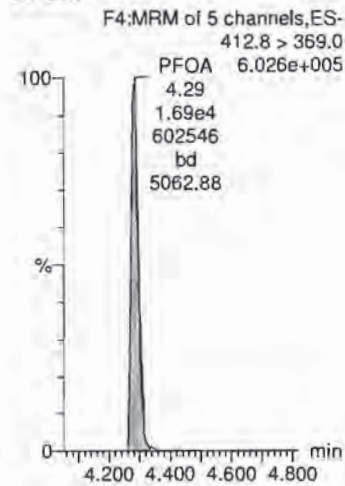
**PFHpA**



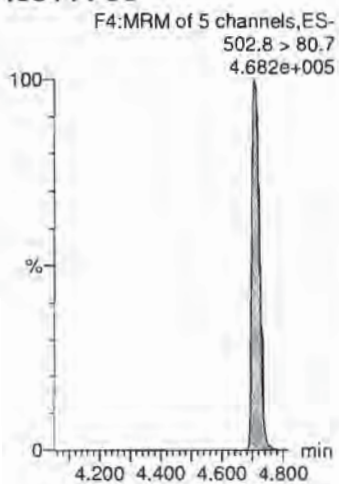
**PFHxS**




**PFOA**




**13C4-PFOS**



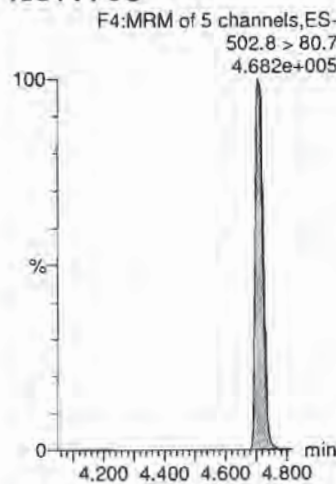
**13C2-PFOA**



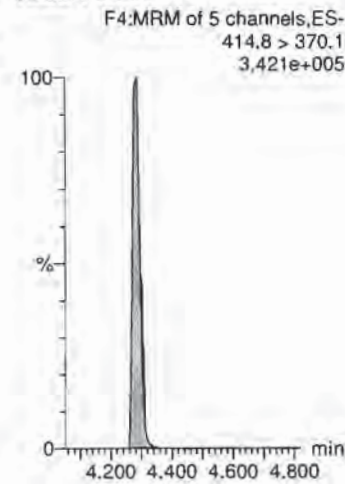
**13C2-PFOA**



**13C4-PFOS**



**13C2-PFOA**

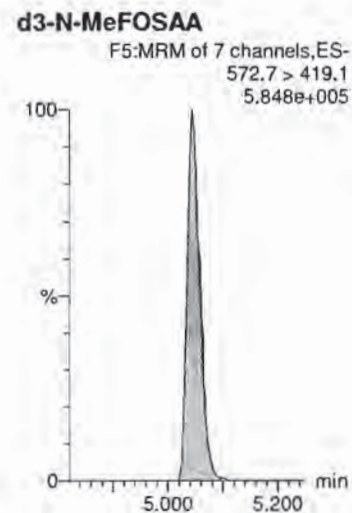
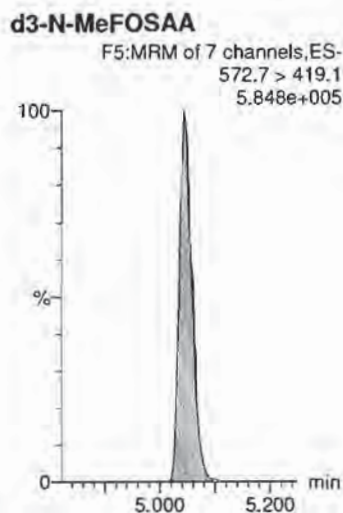

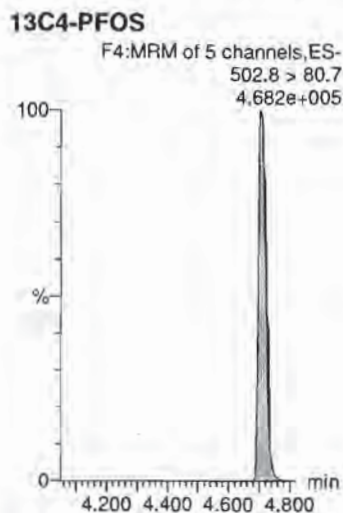

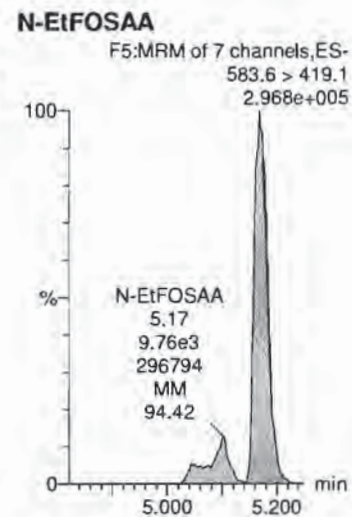
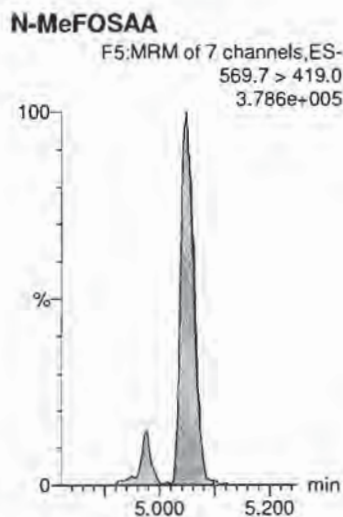

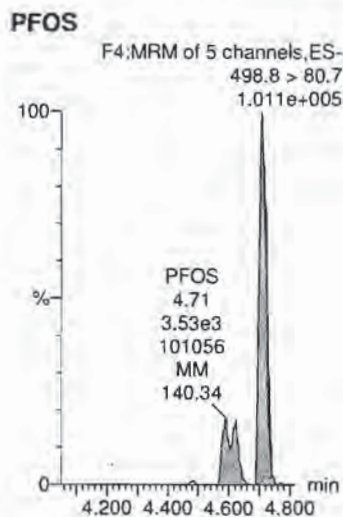
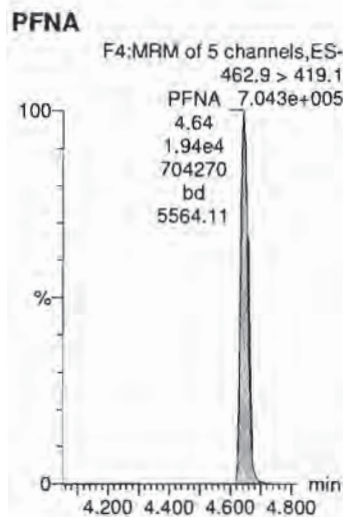


Dataset: X:\G1.PRO\Results\2018\180719G3\180719G3-CRV.qld

Last Altered: Friday, July 20, 2018 12:31:35 Pacific Daylight Time

Printed: Friday, July 20, 2018 12:40:57 Pacific Daylight Time

Name: 180719G3\_8, Date: 19-Jul-2018, Time: 16:20:19, ID: ST180719G3-7 PFC CS2 537 18G1807, Description: PFC CS2 537 18G1807



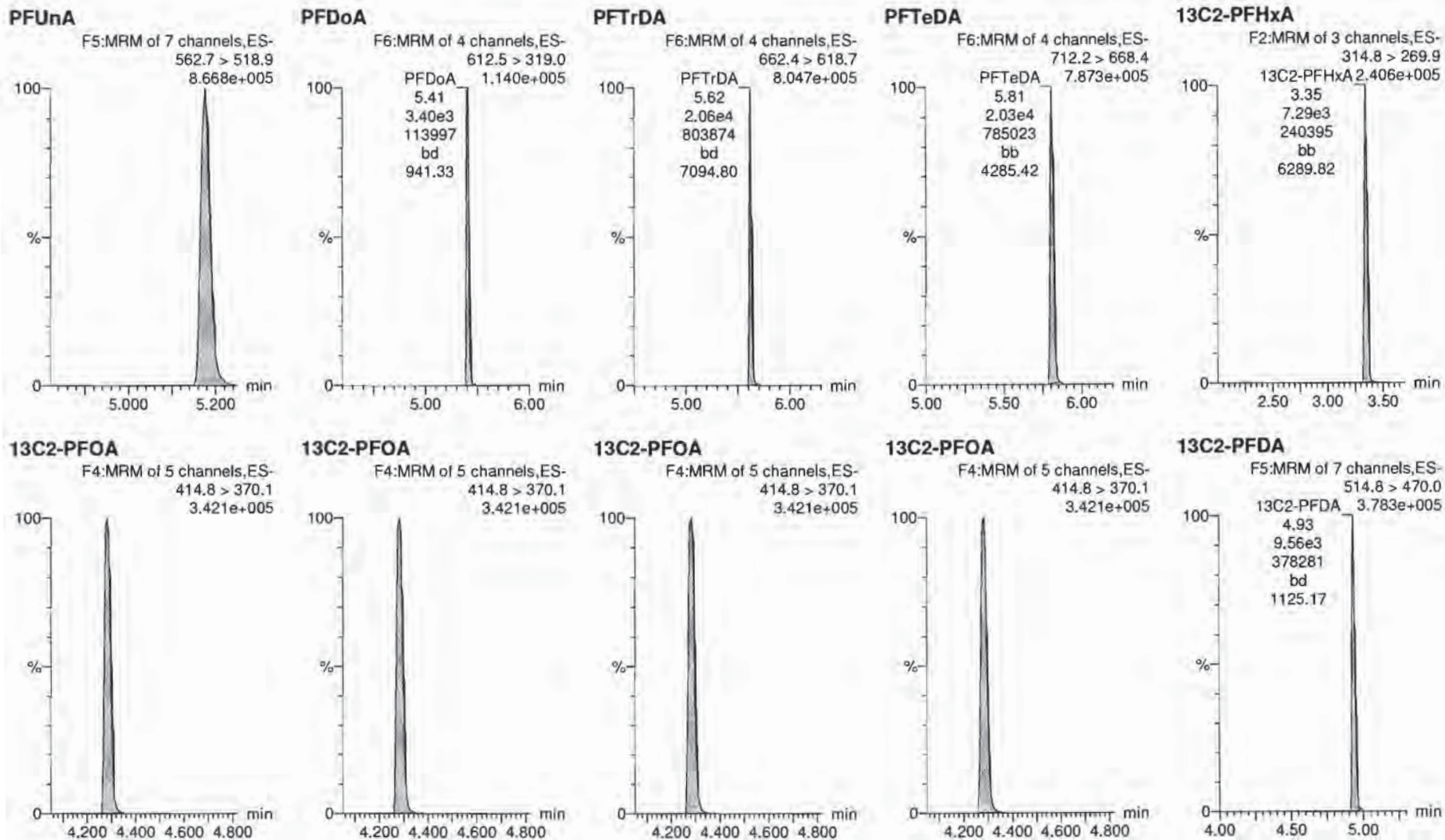


Dataset: X:\G1.PRO\Results\2018\180719G3\180719G3-CRV.qld

Last Altered: Friday, July 20, 2018 12:31:35 Pacific Daylight Time

Printed: Friday, July 20, 2018 12:40:57 Pacific Daylight Time

Name: 180719G3\_8, Date: 19-Jul-2018, Time: 16:20:19, ID: ST180719G3-7 PFC CS2 537 18G1807, Description: PFC CS2 537 18G1807



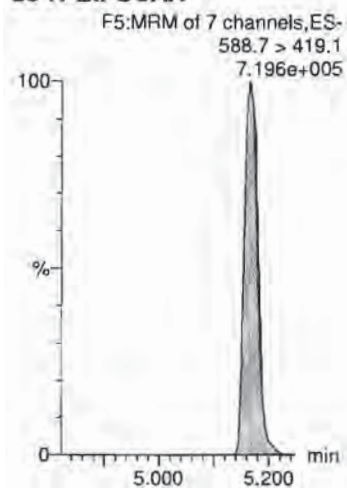
Dataset: X:\G1.PRO\Results\2018\180719G3\180719G3-CRV.qld

Last Altered: Friday, July 20, 2018 12:31:35 Pacific Daylight Time

Printed: Friday, July 20, 2018 12:40:57 Pacific Daylight Time

Name: 180719G3\_8, Date: 19-Jul-2018, Time: 16:20:19, ID: ST180719G3-7 PFC CS2 537 18G1807, Description: PFC CS2 537 18G1807

**d5-N-EtFOSAA**




Dataset: X:\G1.PRO\Results\2018\180719G3\180719G3-CRV.qld

Last Altered: Friday, July 20, 2018 12:31:35 Pacific Daylight Time

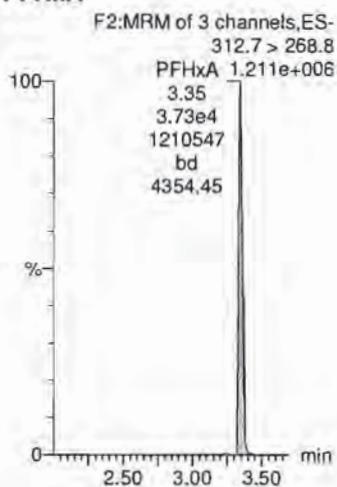
Printed: Friday, July 20, 2018 12:40:57 Pacific Daylight Time

Name: 180719G3\_9, Date: 19-Jul-2018, Time: 16:33:10, ID: ST180719G3-8 PFC CS3 537 18G1808, Description: PFC CS3 537 18G1808

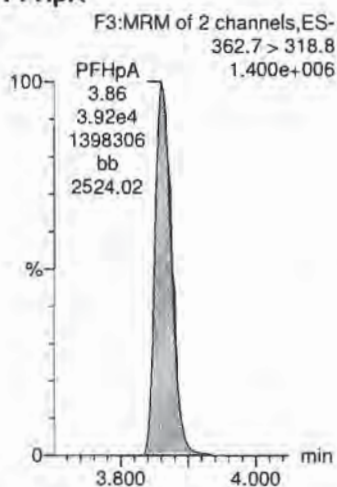
**PFBS**



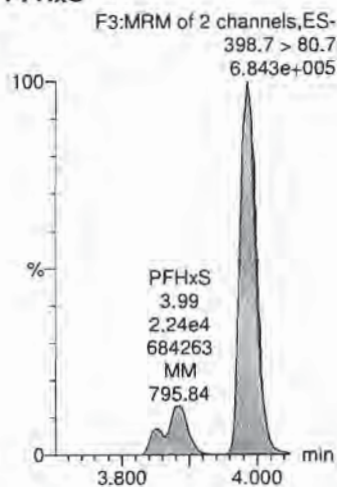
**PFHxA**



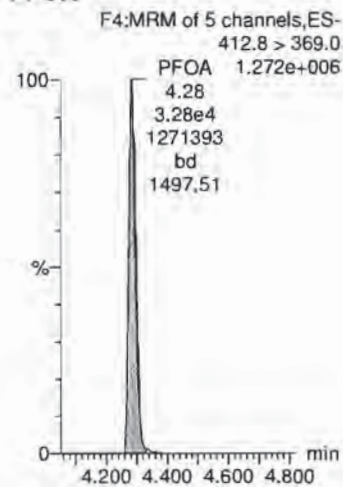
**PFHpA**



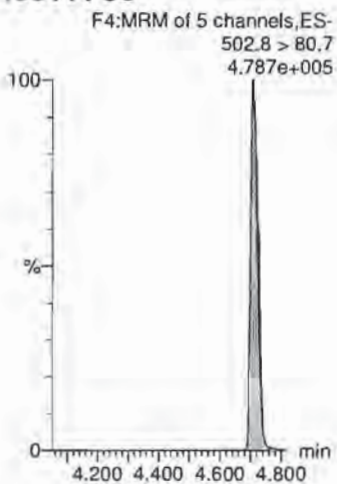
**PFHxS**




**PFOA**



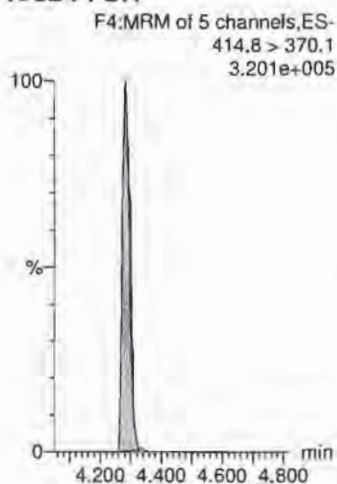
**13C4-PFOS**



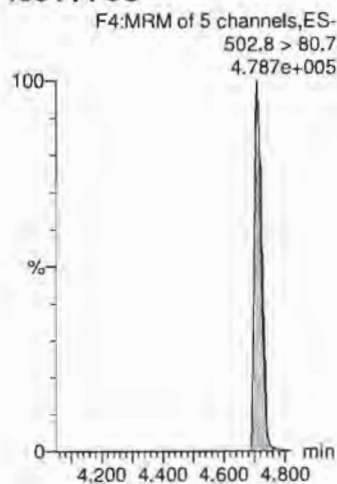
**13C2-PFOA**




**13C2-PFOA**



**13C4-PFOS**



**13C2-PFOA**





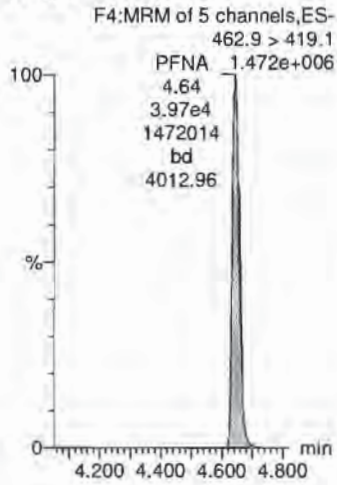
Dataset: X:\G1.PRO\Results\2018\180719G3\180719G3-CRV.qld

Last Altered: Friday, July 20, 2018 12:31:35 Pacific Daylight Time

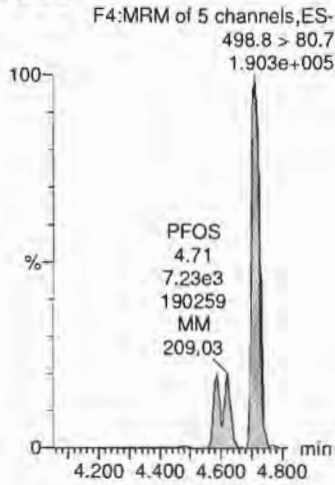
Printed: Friday, July 20, 2018 12:40:57 Pacific Daylight Time

Name: 180719G3\_9, Date: 19-Jul-2018, Time: 16:33:10, ID: ST180719G3-8 PFC CS3 537 18G1808, Description: PFC CS3 537 18G1808

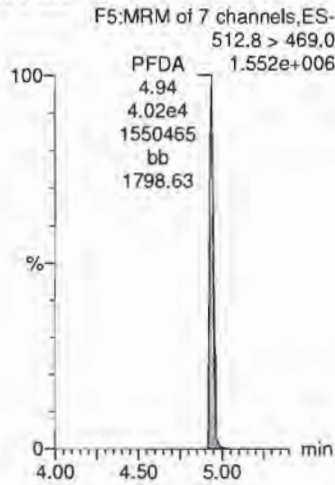
**PFNA**



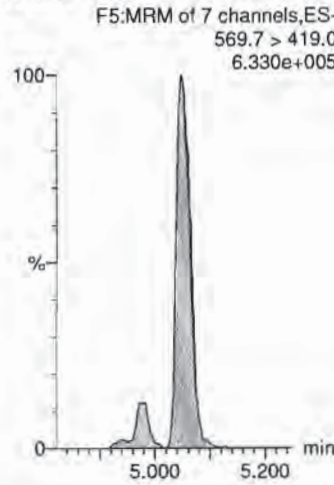
**PFOS**



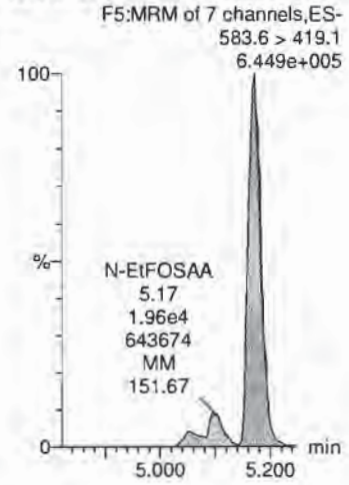
**PFDA**




**N-MeFOSAA**



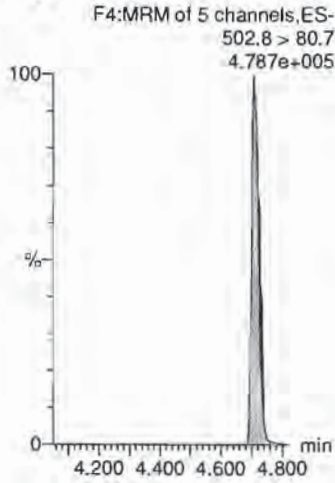
**N-EiFOSAA**




**13C2-PFOA**



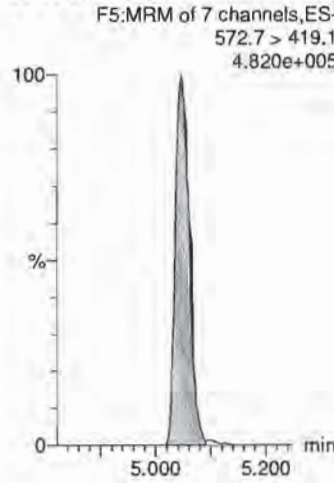
**13C4-PFOS**




**13C2-PFOA**



**d3-N-MeFOSAA**



**d3-N-MeFOSAA**

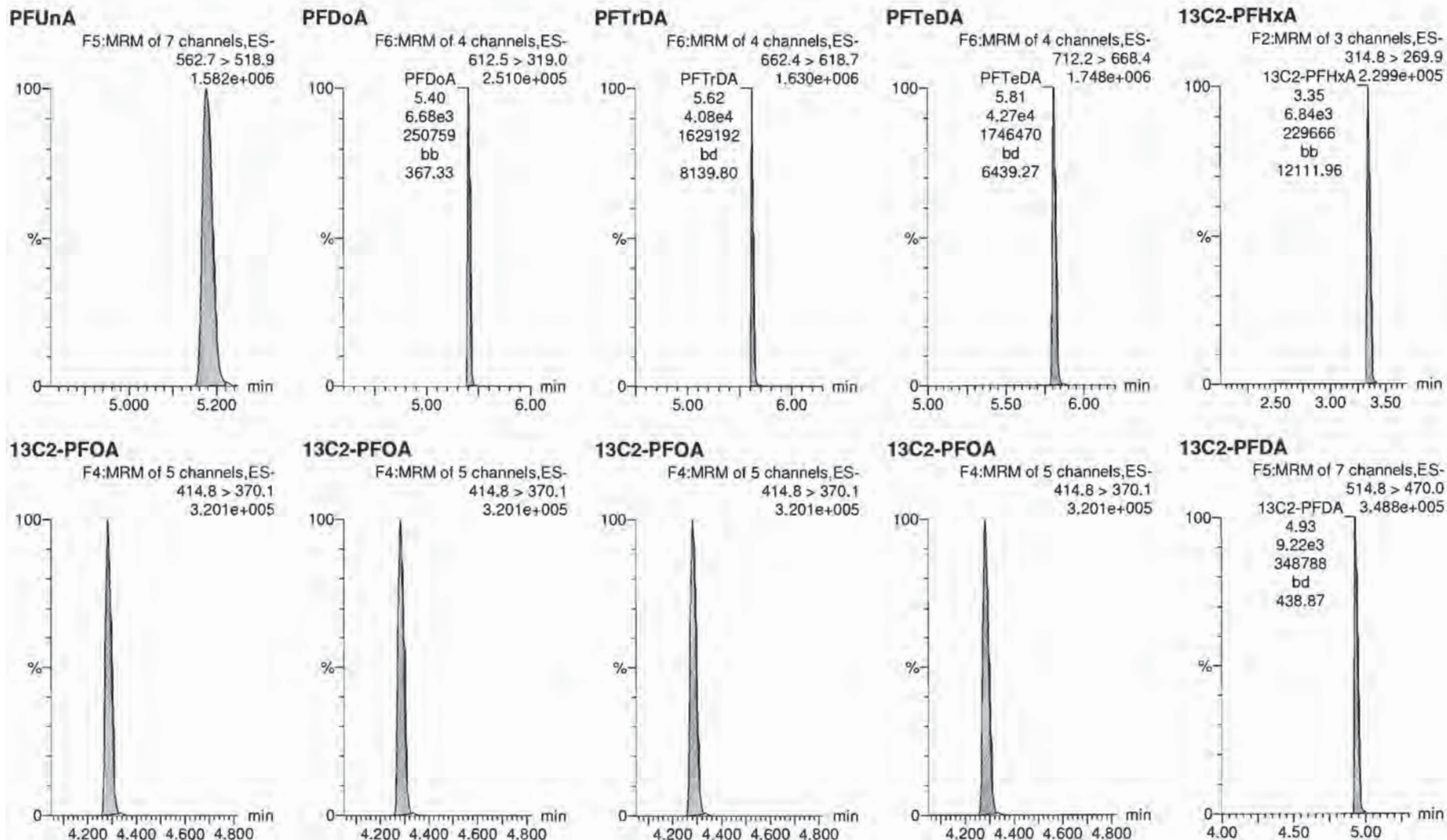


Dataset: X:\G1.PRO\Results\2018\180719G3\180719G3-CRV.qld

Last Altered: Friday, July 20, 2018 12:31:35 Pacific Daylight Time

Printed: Friday, July 20, 2018 12:40:57 Pacific Daylight Time

Name: 180719G3\_9, Date: 19-Jul-2018, Time: 16:33:10, ID: ST180719G3-8 PFC CS3 537 18G1808, Description: PFC CS3 537 18G1808



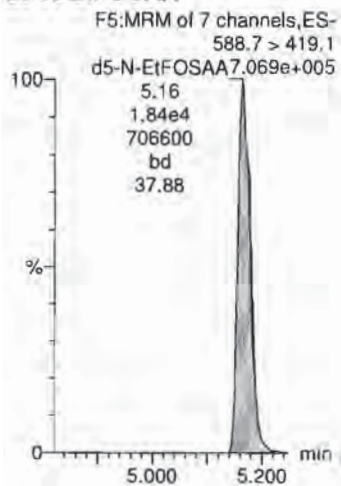
Dataset: X:\G1.PRO\Results\2018\180719G3\180719G3-CRV.qld

Last Altered: Friday, July 20, 2018 12:31:35 Pacific Daylight Time

Printed: Friday, July 20, 2018 12:40:57 Pacific Daylight Time

Name: 180719G3\_9, Date: 19-Jul-2018, Time: 16:33:10, ID: ST180719G3-8 PFC CS3 537 18G1808, Description: PFC CS3 537 18G1808

**d5-N-EtFOSAA**






Dataset: X:\G1.PRO\Results\2018\180719G3\180719G3-CRV.qld

Last Altered: Friday, July 20, 2018 12:31:35 Pacific Daylight Time

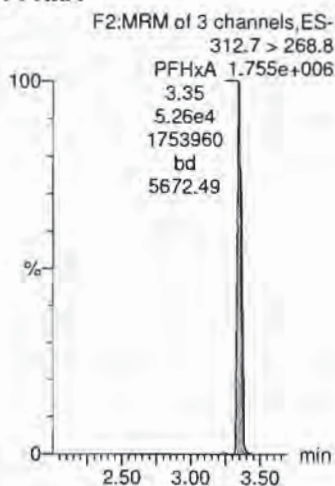
Printed: Friday, July 20, 2018 12:40:57 Pacific Daylight Time

Name: 180719G3\_10, Date: 19-Jul-2018, Time: 16:45:58, ID: ST180719G3-9 PFC CS4 537 18G1809, Description: PFC CS4 537 18G1809

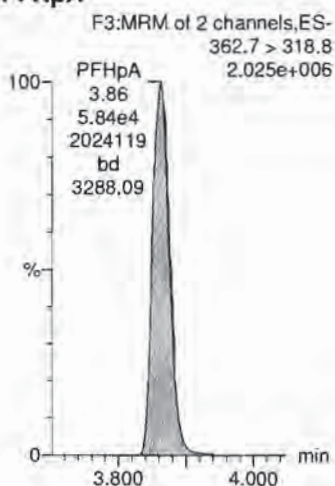
**PFBS**



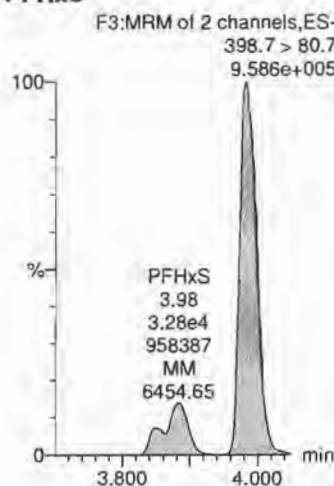
**PFHxA**



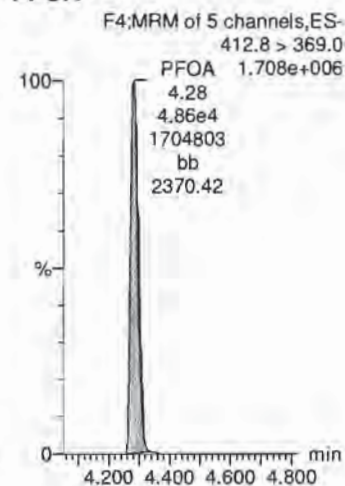
**PFHpA**



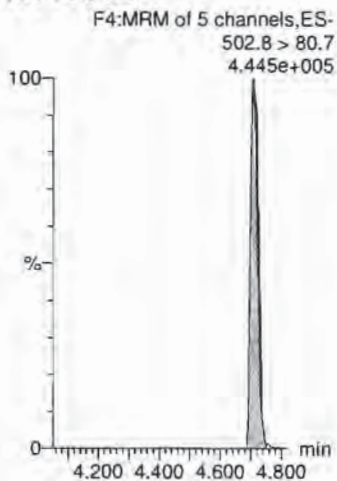
**PFHxS**




**PFOA**



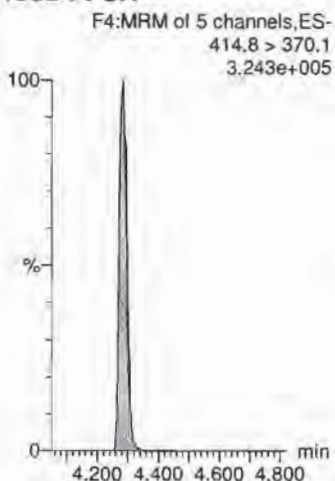
**13C4-PFOS**



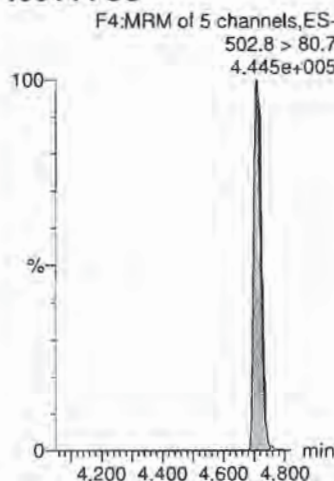
**13C2-PFOA**



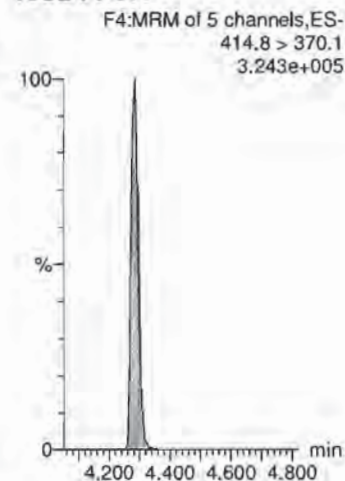
**13C2-PFOA**



**13C4-PFOS**



**13C2-PFOA**

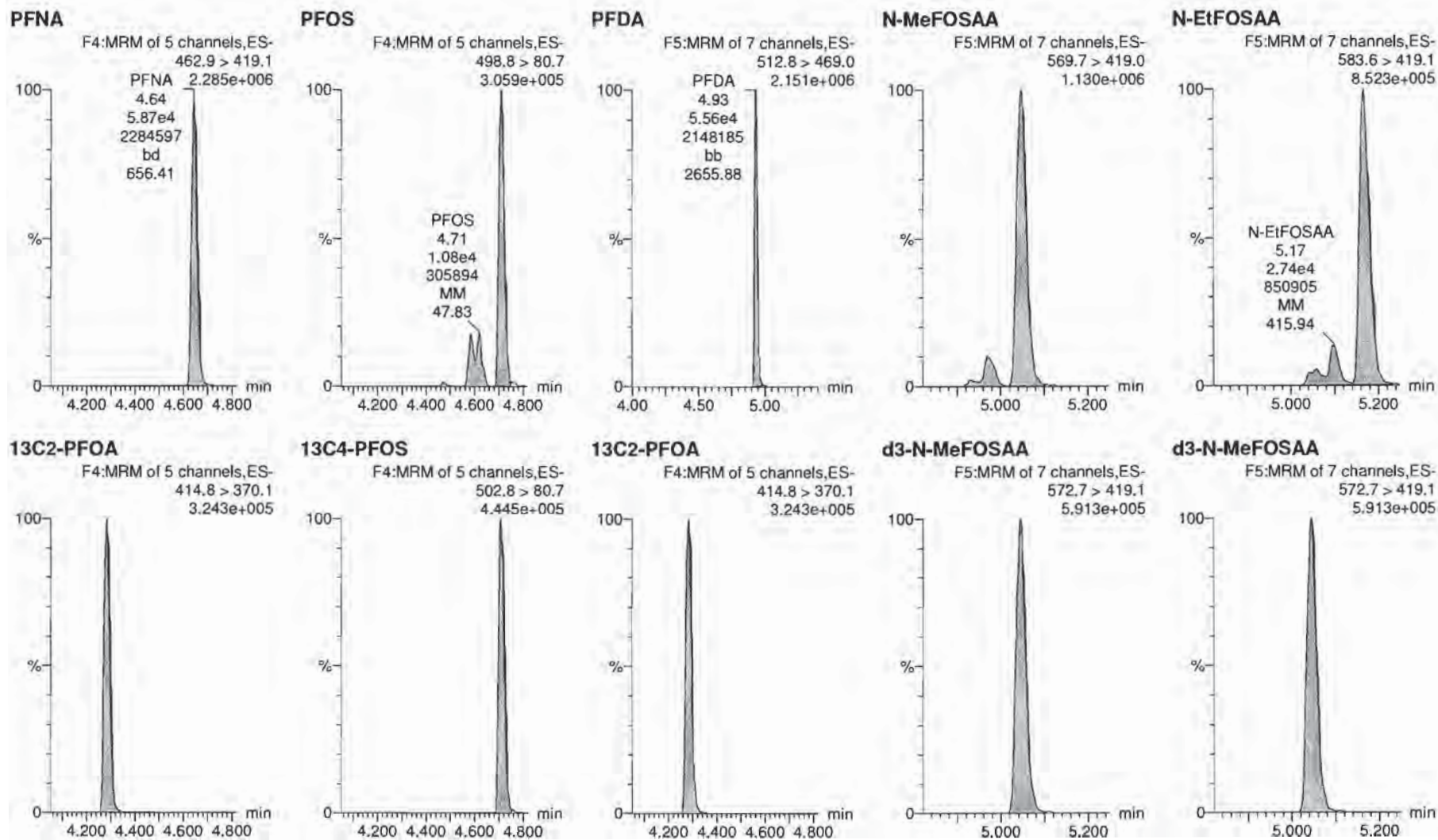


Dataset: X:\G1.PRO\Results\2018\180719G3\180719G3-CRV.qld

Last Altered: Friday, July 20, 2018 12:31:35 Pacific Daylight Time

Printed: Friday, July 20, 2018 12:40:57 Pacific Daylight Time

Name: 180719G3\_10, Date: 19-Jul-2018, Time: 16:45:58, ID: ST180719G3-9 PFC CS4 537 18G1809, Description: PFC CS4 537 18G1809



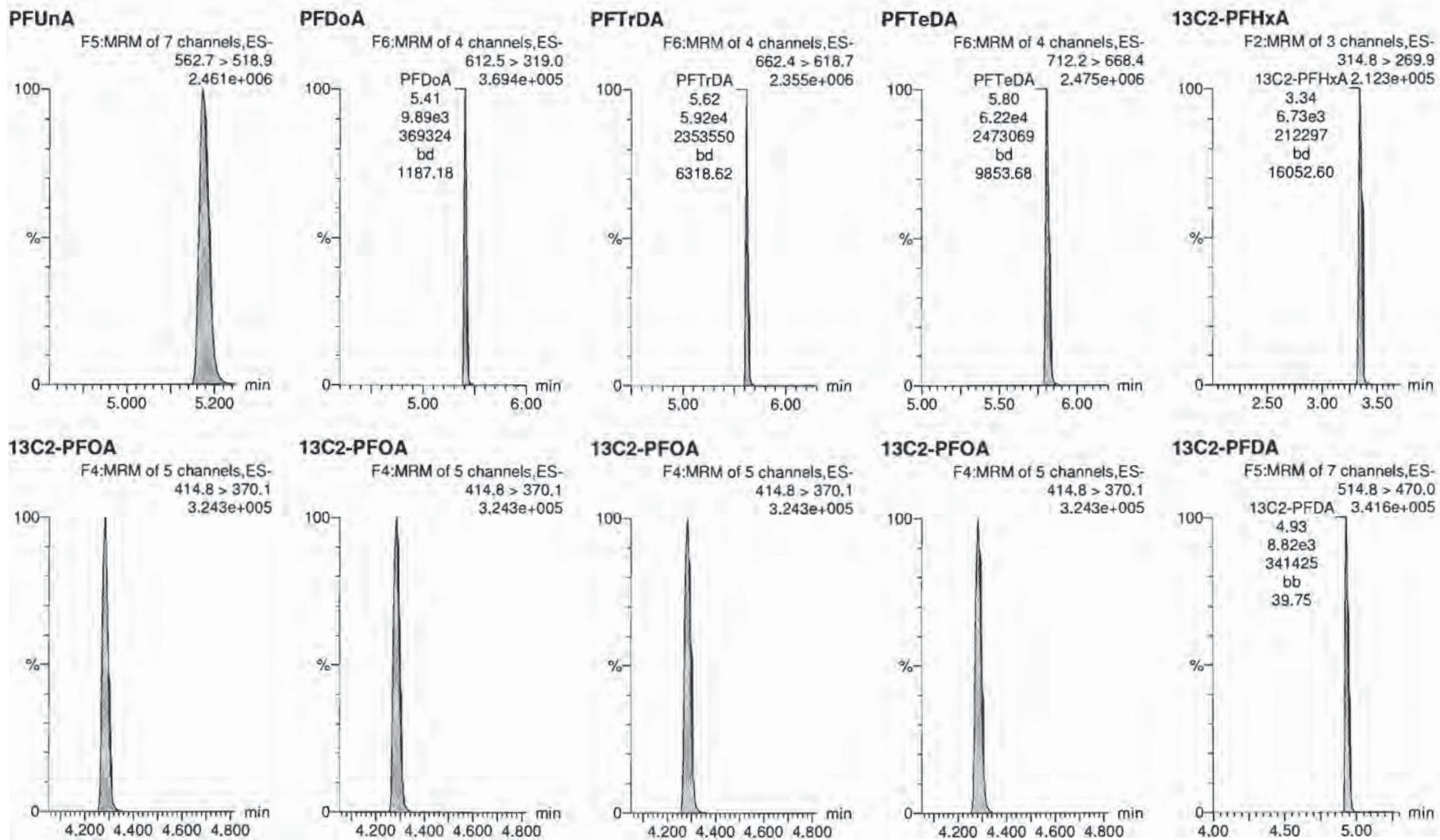


Dataset: X:\G1.PRO\Results\2018\180719G3\180719G3-CRV.qld

Last Altered: Friday, July 20, 2018 12:31:35 Pacific Daylight Time

Printed: Friday, July 20, 2018 12:40:57 Pacific Daylight Time

Name: 180719G3\_10, Date: 19-Jul-2018, Time: 16:45:58, ID: ST180719G3-9 PFC CS4 537 18G1809, Description: PFC CS4 537 18G1809





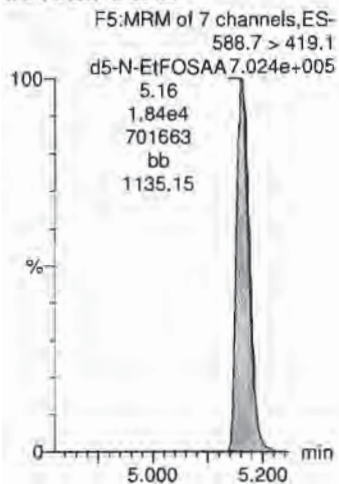
Dataset: X:\G1.PRO\Results\2018\180719G3\180719G3-CRV.qld

Last Altered: Friday, July 20, 2018 12:31:35 Pacific Daylight Time

Printed: Friday, July 20, 2018 12:40:57 Pacific Daylight Time

Name: 180719G3\_10, Date: 19-Jul-2018, Time: 16:45:58, ID: ST180719G3-9 PFC CS4 537 18G1809, Description: PFC CS4 537 18G1809

d5-N-EtFOSAA




Dataset: X:\G1.PRO\Results\2018\180719G3\180719G3-CRV.qld

Last Altered: Friday, July 20, 2018 12:31:35 Pacific Daylight Time


Printed: Friday, July 20, 2018 12:40:57 Pacific Daylight Time

Name: 180719G3\_11, Date: 19-Jul-2018, Time: 16:58:48, ID: ST180719G3-10 PFC CS5 537 18G1810, Description: PFC CS5 537 18G1810

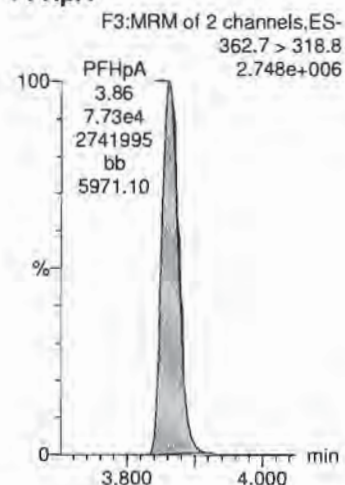
**PFBS**



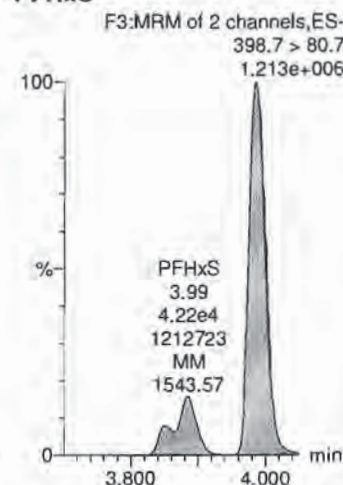
**PFHxA**



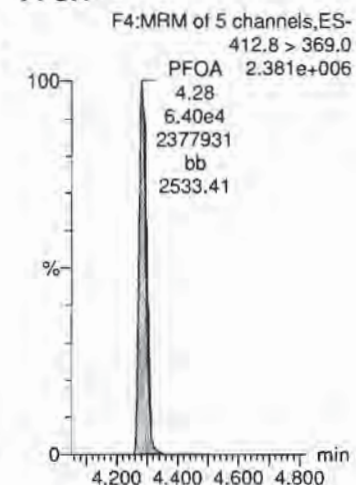
**PFHpA**



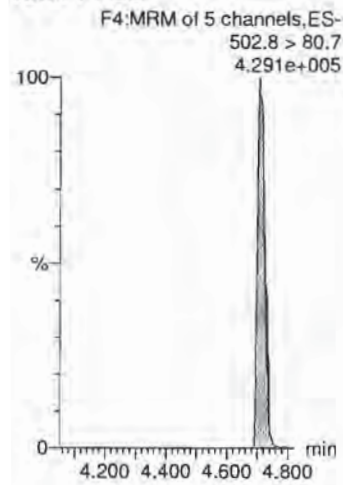
**PFHxS**




**PFOA**




**13C4-PFOS**




**13C2-PFOA**




**13C2-PFOA**



**13C4-PFOS**



**13C2-PFOA**



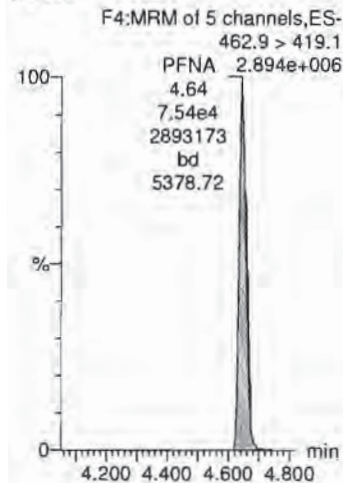
Dataset: X:\G1.PRO\Results\2018\180719G3\180719G3-CRV.qld

Last Altered: Friday, July 20, 2018 12:31:35 Pacific Daylight Time

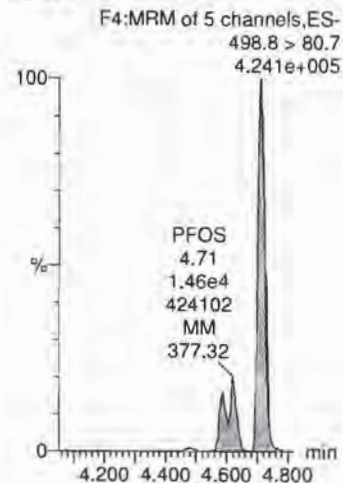
Printed: Friday, July 20, 2018 12:40:57 Pacific Daylight Time

Name: 180719G3\_11, Date: 19-Jul-2018, Time: 16:58:48, ID: ST180719G3-10 PFC CS5 537 18G1810, Description: PFC CS5 537 18G1810

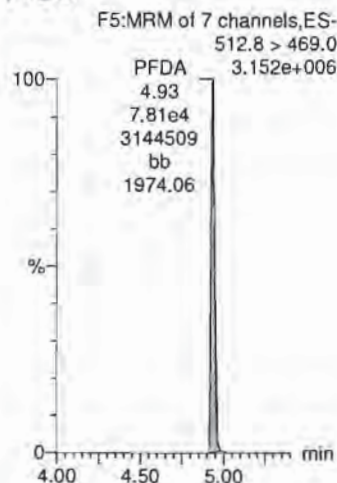
**PFNA**



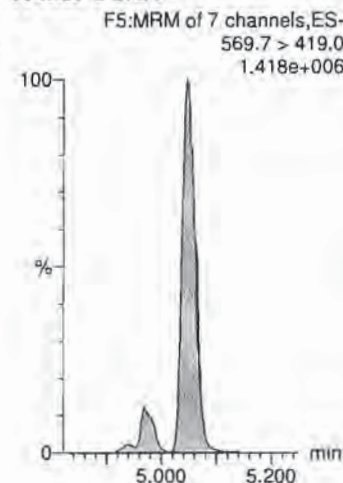
**PFOS**



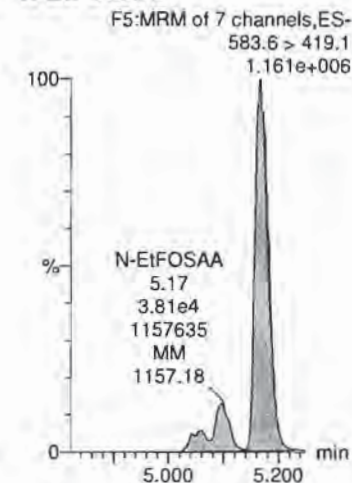
**PFDA**




**N-MeFOSAA**



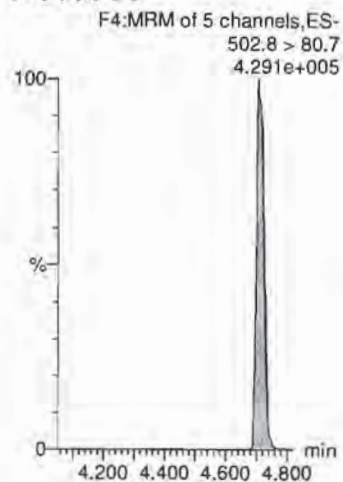
**N-EtFOSAA**



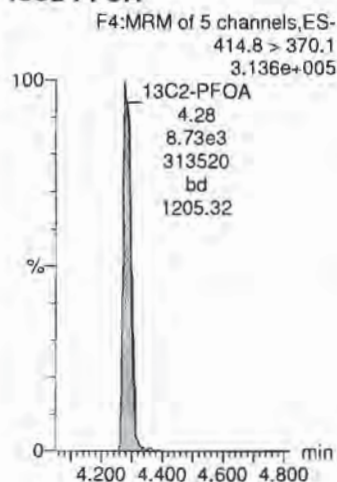
**13C2-PFOA**



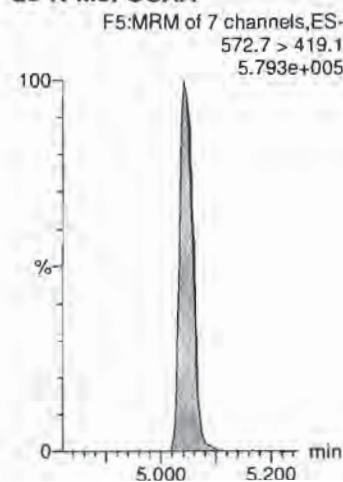
**13C4-PFOS**



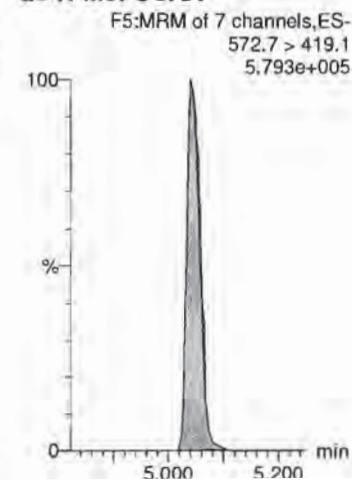
**13C2-PFOA**



**d3-N-MeFOSAA**



**d3-N-MeFOSAA**



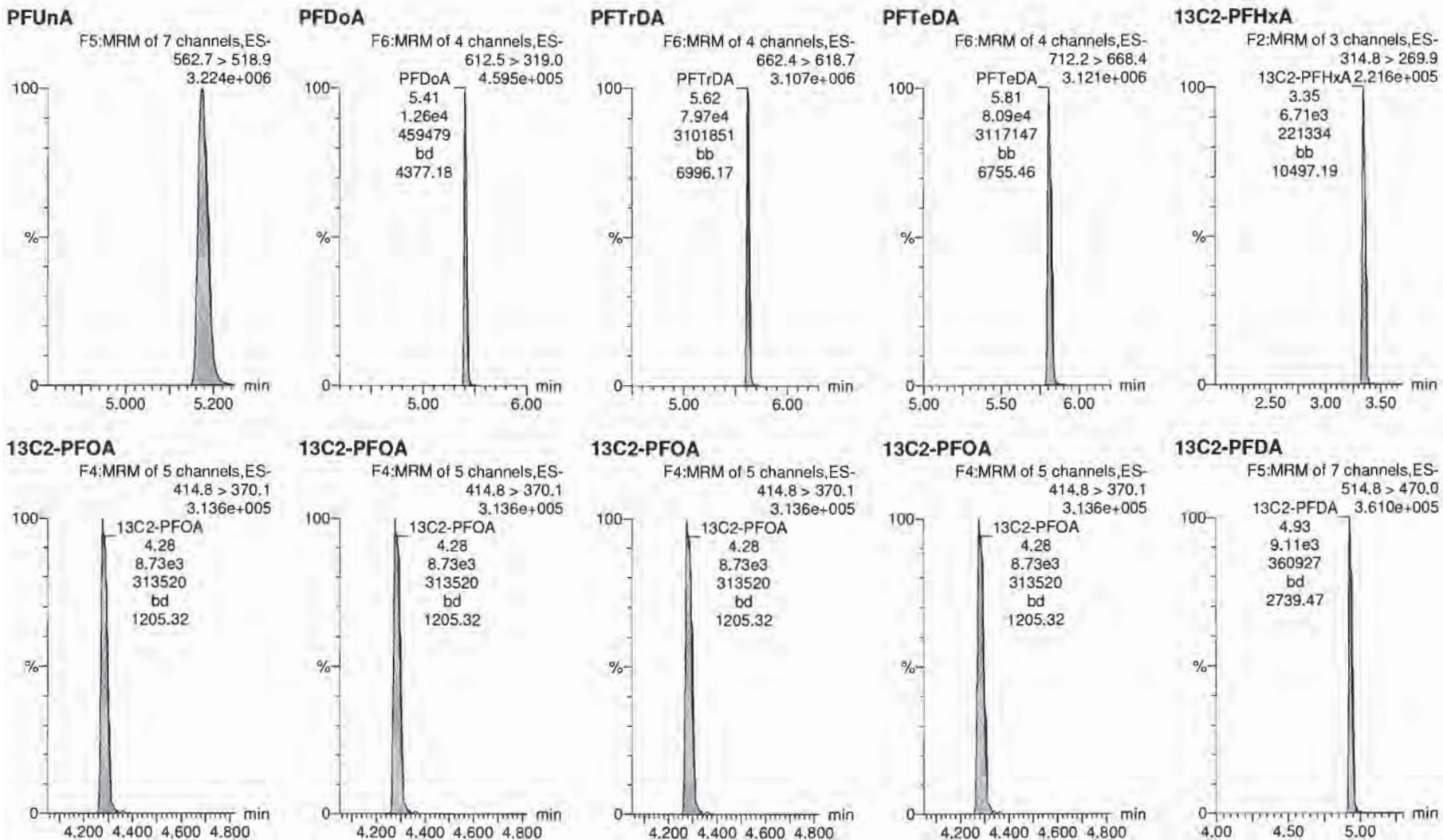


Dataset: X:\G1.PRO\Results\2018\180719G3\180719G3-CRV.qld

Last Altered: Friday, July 20, 2018 12:31:35 Pacific Daylight Time

Printed: Friday, July 20, 2018 12:40:57 Pacific Daylight Time

Name: 180719G3\_11, Date: 19-Jul-2018, Time: 16:58:48, ID: ST180719G3-10 PFC CS5 537 18G1810, Description: PFC CS5 537 18G1810



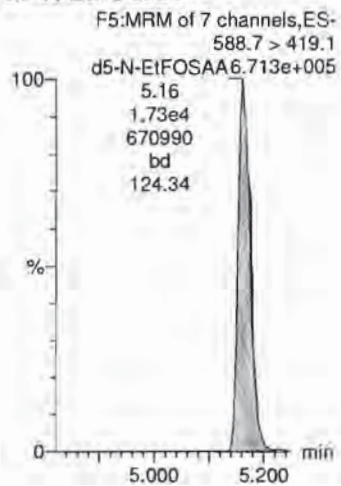
Dataset: X:\G1.PRO\Results\2018\180719G3\180719G3-CRV.qld

Last Altered: Friday, July 20, 2018 12:31:35 Pacific Daylight Time

Printed: Friday, July 20, 2018 12:40:57 Pacific Daylight Time

Name: 180719G3\_11, Date: 19-Jul-2018, Time: 16:58:48, ID: ST180719G3-10 PFC CS5 537 18G1810, Description: PFC CS5 537 18G1810

**d5-N-EtFOSAA**





Dataset: X:\G1.PRO\Results\2018\180719G3\180719G3-ICV.qld

Last Altered: Friday, July 20, 2018 12:49:13 Pacific Daylight Time

Printed: Friday, July 20, 2018 12:50:06 Pacific Daylight Time

*✓AD 7/20/18*

Method: X:\G1.PRO\MethDB\PFAS\_DW\_L14\_0719.mdb 20 Jul 2018 10:54:08

Calibration: X:\G1.PRO\CurveDB\C18\_537\_Q1\_07-19-18\_L14.cdb 20 Jul 2018 12:31:35

Name: 180719G3\_13, Date: 19-Jul-2018, Time: 17:24:26, ID: ST180719G3-1 PFC ICV 537 18G1811, Description: PFC ICV 537 18G1811

#	Name	Trace	Area	IS Area	Wt./Vol.	RRF	Pred.RT	RT	y Axis Resp.	Conc.	%Rec
1	1 PFBS	298.6 > 80.5	4.66e3	1.35e4	1.00		2.96	2.97	9.90	10.4	104.1
2	2 PFHxA	312.7 > 268.8	8.30e3	1.01e4	1.00		3.35	3.35	8.23	10.1	101.2
3	3 PFHpA	362.7 > 318.8	9.01e3	1.01e4	1.00		3.86	3.86	8.93	10.2	101.8
4	4 PFHxS	398.7 > 80.7	5.35e3	1.35e4	1.00		3.98	3.99	11.3	10.1	100.5
5	5 PFOA	412.8 > 369.0	7.22e3	1.01e4	1.00		4.29	4.28	7.16	9.81	98.1
6	6 PFNA	462.9 > 419.1	9.36e3	1.01e4	1.00		4.65	4.64	9.27	10.6	106.5
7	7 PFOS	498.8 > 80.7	1.61e3	1.35e4	1.00		4.70	4.71	3.43	9.27	92.7
8	8 PFDA	512.8 > 469.0	8.59e3	1.01e4	1.00		4.93	4.93	8.52	9.77	97.7
9	9 N-MeFOSAA	569.7 > 419.0	4.79e3	1.68e4	1.00		5.05	5.04	11.4	9.83	98.3
10	10 N-EtFOSAA	583.6 > 419.1	4.15e3	1.68e4	1.00		5.17	5.17	9.85	9.88	98.8
11	11 PFUnA	562.7 > 518.9	9.54e3	1.01e4	1.00		5.17	5.17	9.46	9.84	98.4
12	12 PFDoA	612.5 > 319.0	1.56e3	1.01e4	1.00		5.41	5.41	1.55	10.5	105.2
13	13 PFTTrDA	662.4 > 618.7	8.72e3	1.01e4	1.00		5.62	5.62	8.64	9.58	95.8
14	14 PFTeDA	712.2 > 668.4	9.24e3	1.01e4	1.00		5.81	5.81	9.16	9.89	98.9
15	15 13C2-PFHxA	314.8 > 269.9	7.91e3	1.01e4	1.00	0.753	3.44	3.34	7.84	10.4	104.2
16	16 13C2-PFDA	514.8 > 470.0	1.02e4	1.01e4	1.00	1.023	4.88	4.93	10.1	9.92	99.2
17	17 d5-N-EtFOSAA	588.7 > 419.1	2.14e4	1.68e4	1.00	1.264	5.05	5.16	50.9	40.3	100.7
18	18 13C2-PFOA	414.8 > 370.1	1.01e4	1.01e4	1.00	1.000	4.28	4.28	10.0	10.0	100.0
19	19 13C4-PFOS	502.8 > 80.7	1.35e4	1.35e4	1.00	1.000	4.71	4.71	28.7	28.7	100.0
20	20 d3-N-MeFOSAA	572.7 > 419.1	1.68e4	1.68e4	1.00	1.000	5.04	5.05	40.0	40.0	100.0

*Call  
7/20/18*

Dataset: X:\G1.PRO\Results\2018\180719G3\180719G3-ICV.qld

Last Altered: Friday, July 20, 2018 12:49:13 Pacific Daylight Time

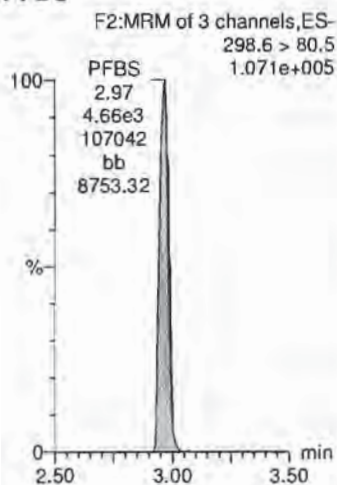
Printed: Friday, July 20, 2018 12:50:06 Pacific Daylight Time

Method: X:\G1.PRO\MethDB\PFAS\_DW\_L14\_0719.mdb 20 Jul 2018 10:54:08

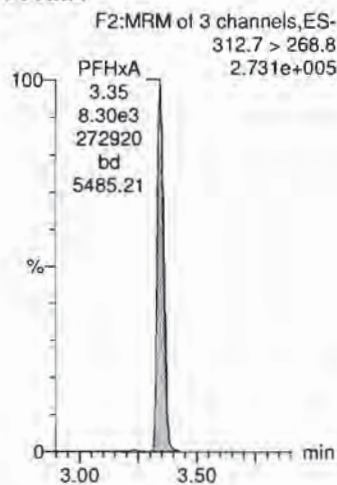
Calibration: X:\G1.PRO\CurveDB\C18\_537\_Q1\_07-19-18\_L14.cdb 20 Jul 2018 12:31:35

Name: 180719G3\_13, Date: 19-Jul-2018, Time: 17:24:26, ID: ST180719G3-1 PFC ICV 537 18G1811, Description: PFC ICV 537 18G1811

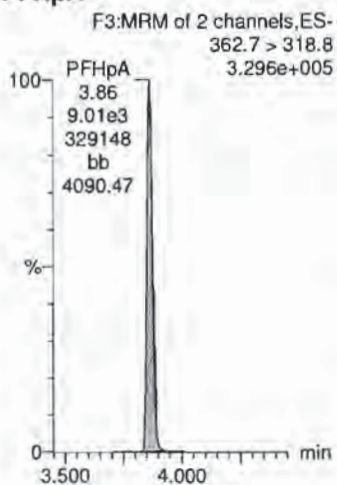
**PFBS**




**PFHxA**



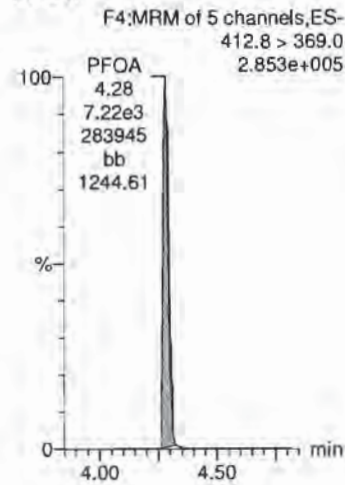
**PFHpA**



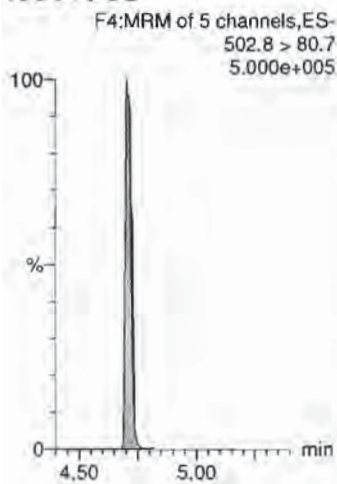
**PFHxS**



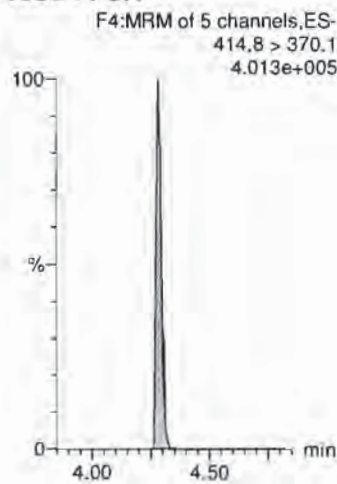
**PFOA**



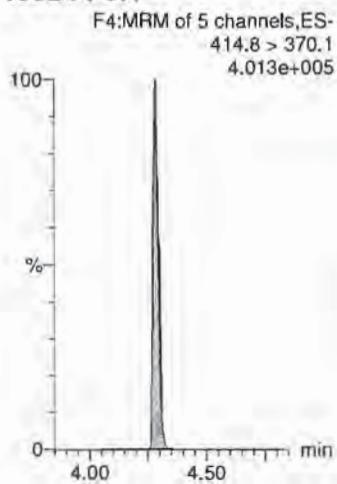
**13C4-PFOS**




**13C2-PFOA**



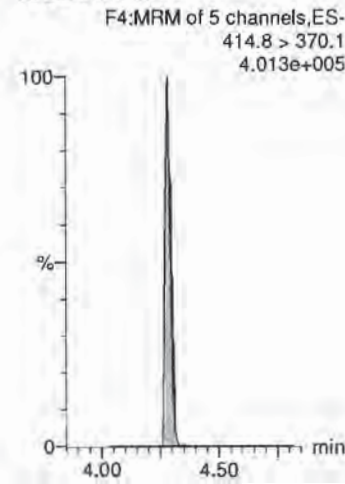
**13C2-PFOA**



**13C4-PFOS**



**13C2-PFOA**





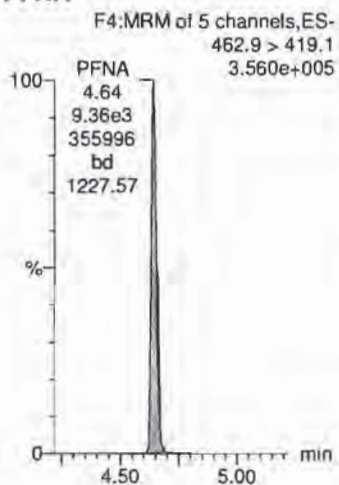
Dataset: X:\G1.PRO\Results\2018\180719G3\180719G3-ICV.qld

Last Altered: Friday, July 20, 2018 12:49:13 Pacific Daylight Time

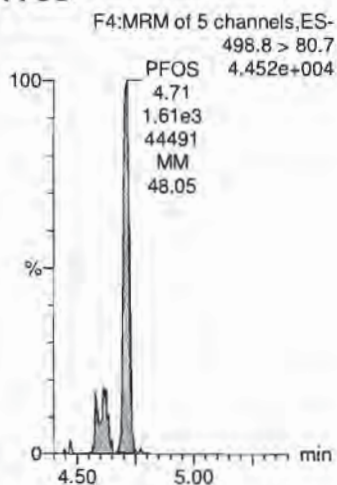
Printed: Friday, July 20, 2018 12:50:06 Pacific Daylight Time

Name: 180719G3\_13, Date: 19-Jul-2018, Time: 17:24:26, ID: ST180719G3-1 PFC ICV 537 18G1811, Description: PFC ICV 537 18G1811

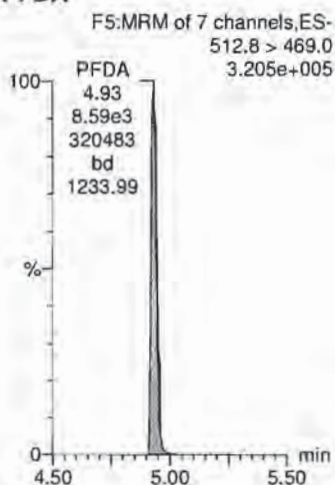
**PFNA**




**PFOS**



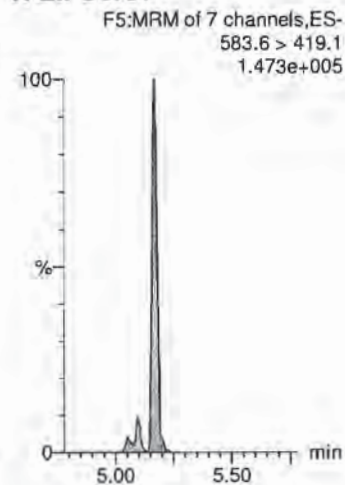
**PFDA**



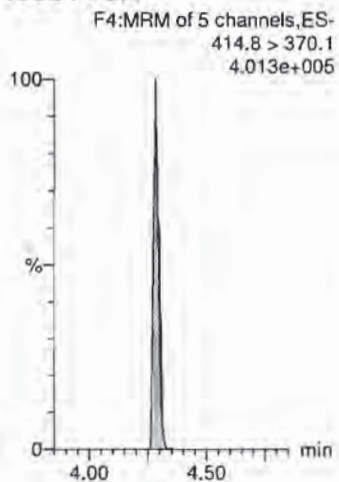
**N-MeFOSAA**



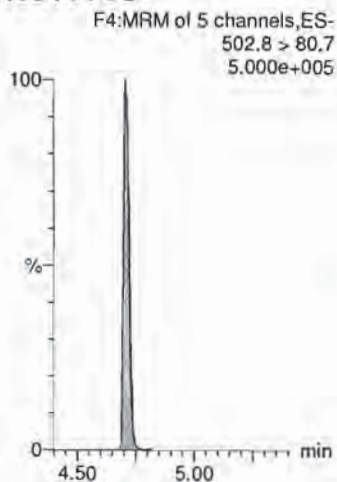
**N-EtFOSAA**




**13C2-PFOA**



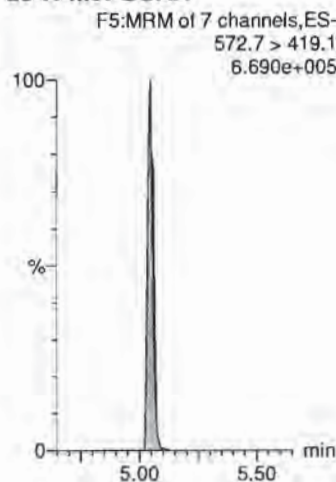
**13C4-PFOS**



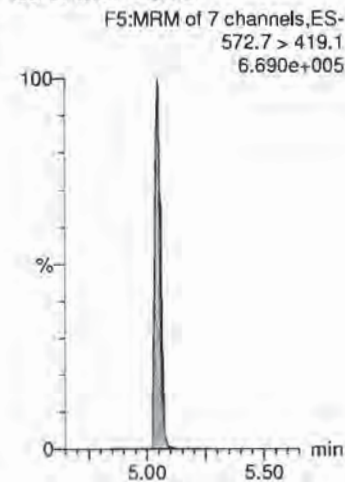
**13C2-PFOA**



**d3-N-MeFOSAA**



**d3-N-MeFOSAA**

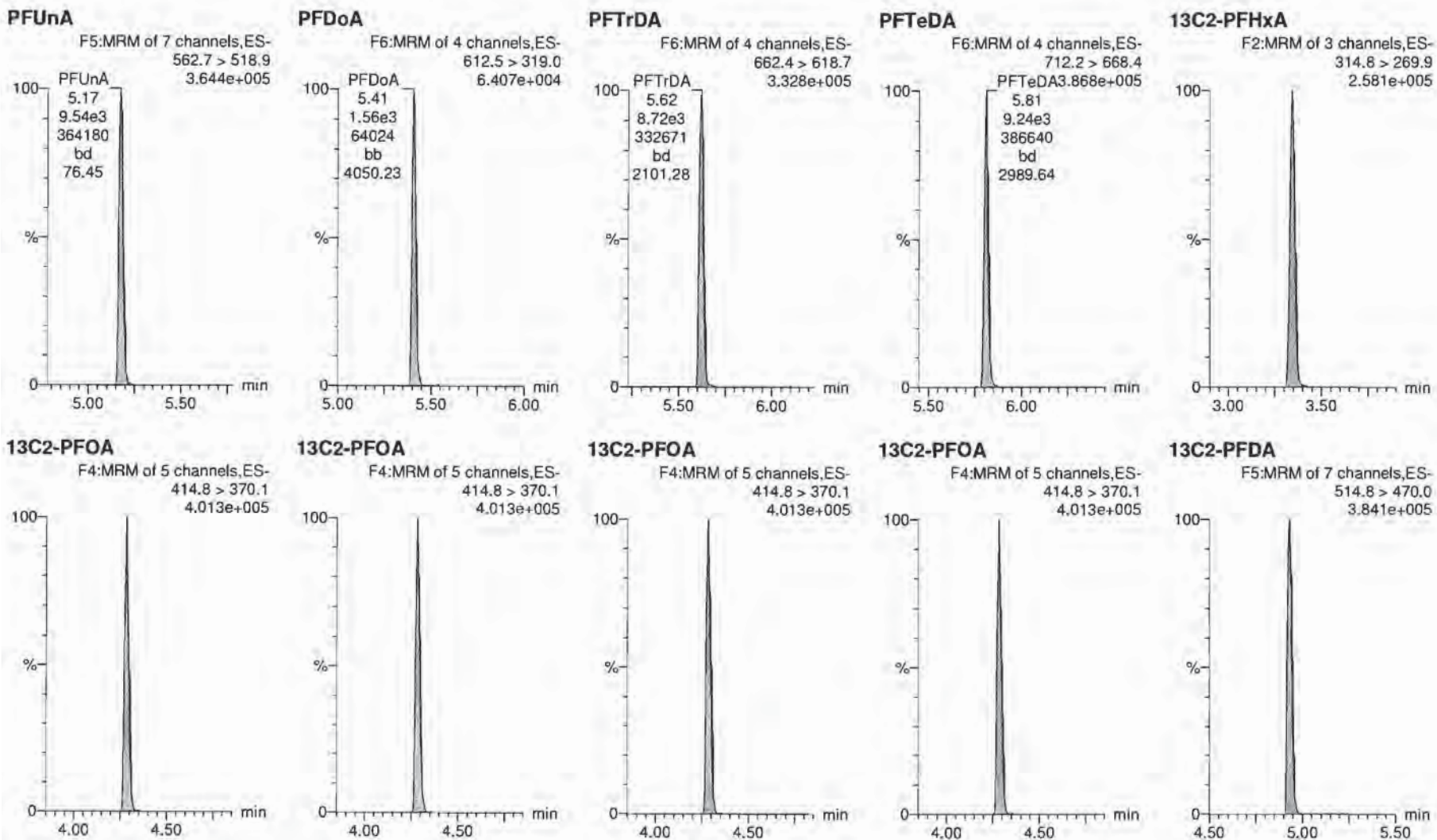


Dataset: X:\G1.PRO\Results\2018\180719G3\180719G3-ICV.qld

Last Altered: Friday, July 20, 2018 12:49:13 Pacific Daylight Time

Printed: Friday, July 20, 2018 12:50:06 Pacific Daylight Time

Name: 180719G3\_13, Date: 19-Jul-2018, Time: 17:24:26, ID: ST180719G3-1 PFC ICV 537 18G1811, Description: PFC ICV 537 18G1811



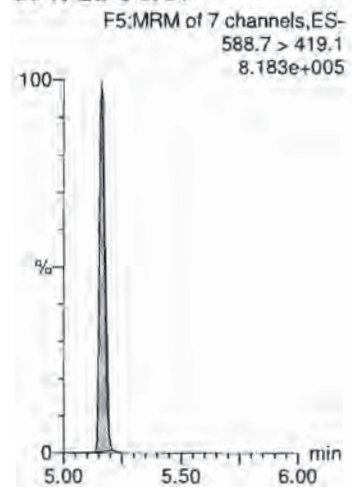
Dataset:      X:\G1.PRO\Results\2018\180719G3\180719G3-ICV.qld

Last Altered:      Friday, July 20, 2018 12:49:13 Pacific Daylight Time

Printed:      Friday, July 20, 2018 12:50:06 Pacific Daylight Time

Name: 180719G3\_13, Date: 19-Jul-2018, Time: 17:24:26, ID: ST180719G3-1 PFC ICV 537 18G1811, Description: PFC ICV 537 18G1811

**d5-N-EtFOSAA**





Dataset: Untitled

Last Altered: Friday, July 20, 2018 11:17:27 Pacific Daylight Time

Printed: Friday, July 20, 2018 11:17:53 Pacific Daylight Time

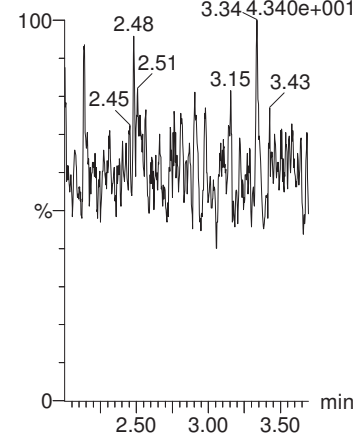
Method: X:\G1.PRO\MethDB\PFAS\_DW\_L14\_0719.mdb 20 Jul 2018 10:54:08

Calibration: X:\G1.PRO\CurveDB\C18\_537\_Q1\_07-19-18\_L14.cdb 20 Jul 2018 10:51:38

Name: 180719G3\_12, Date: 19-Jul-2018, Time: 17:11:52, ID: IPA, Description: IPA

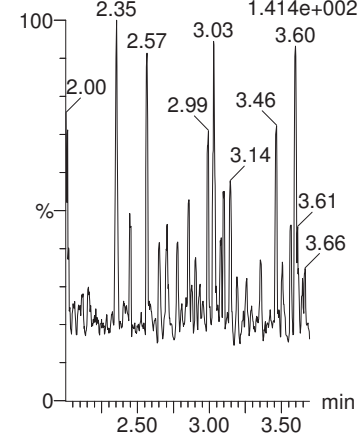
**PFBS**

IPA IPA F2:MRM of 3 channels,ES-  
298.6 > 80.5  
1.414e+001



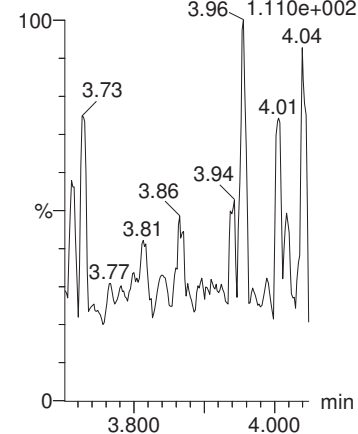
**PFHxA**

IPA IPA F2:MRM of 3 channels,ES-  
312.7 > 268.8  
1.414e+002



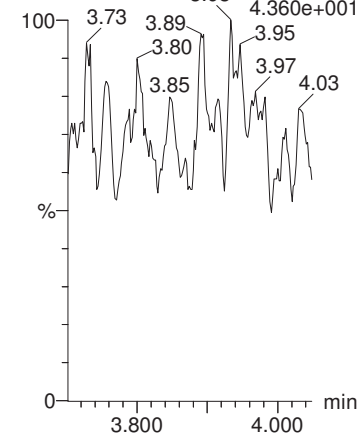
**PFHpA**

IPA IPA F3:MRM of 2 channels,ES-  
362.7 > 318.8  
1.110e+002



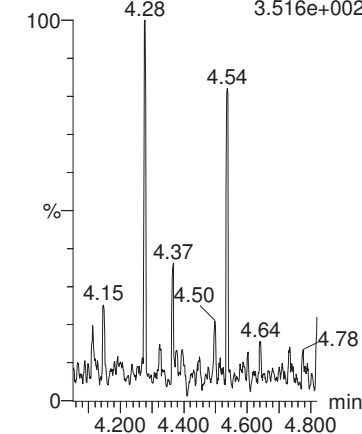
**PFHxS**

IPA IPA F3:MRM of 2 channels,ES-  
398.7 > 80.7  
4.360e+001



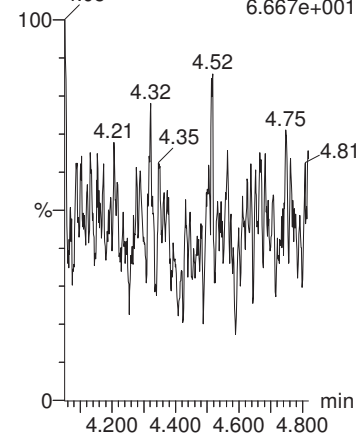
**PFOA**

IPA IPA F4:MRM of 5 channels,ES-  
412.8 > 369.0  
3.516e+002



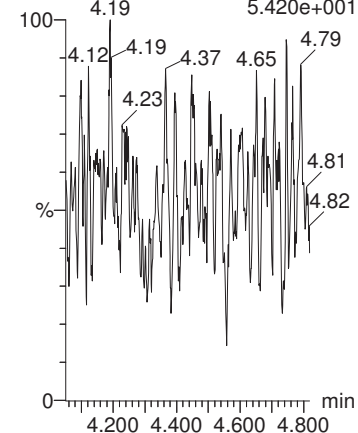
**13C4-PFOS**

IPA IPA F4:MRM of 5 channels,ES-  
502.8 > 80.7  
6.667e+001



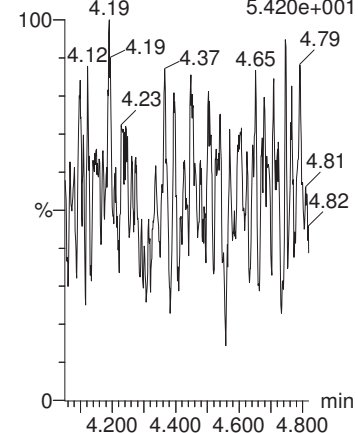
**13C2-PFOA**

IPA IPA F4:MRM of 5 channels,ES-  
414.8 > 370.1  
5.420e+001



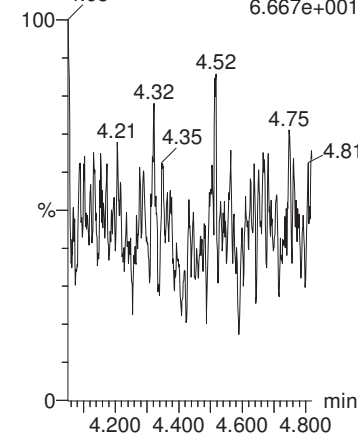
**13C2-PFOA**

IPA IPA F4:MRM of 5 channels,ES-  
414.8 > 370.1  
5.420e+001



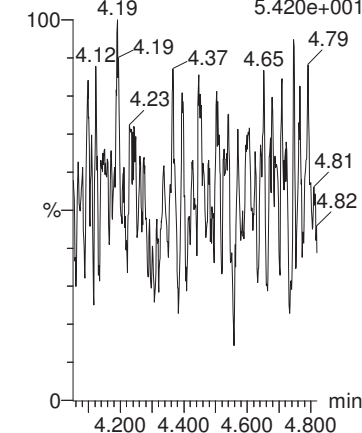
**13C4-PFOS**

IPA IPA F4:MRM of 5 channels,ES-  
502.8 > 80.7  
6.667e+001



**13C2-PFOA**

IPA IPA F4:MRM of 5 channels,ES-  
414.8 > 370.1  
5.420e+001

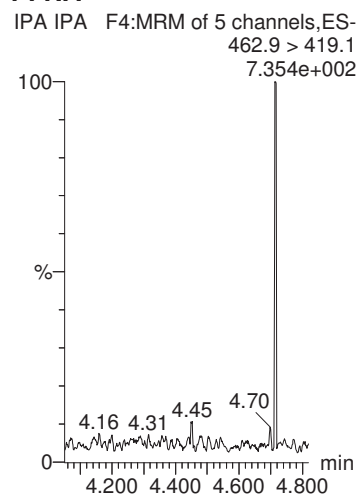


Dataset: Untitled

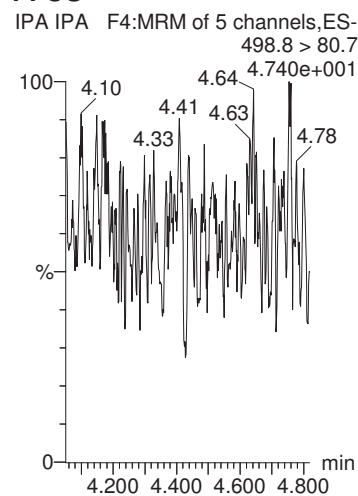
Last Altered: Friday, July 20, 2018 11:17:27 Pacific Daylight Time  
Printed: Friday, July 20, 2018 11:17:53 Pacific Daylight Time

Name: 180719G3\_12, Date: 19-Jul-2018, Time: 17:11:52, ID: IPA, Description: IPA

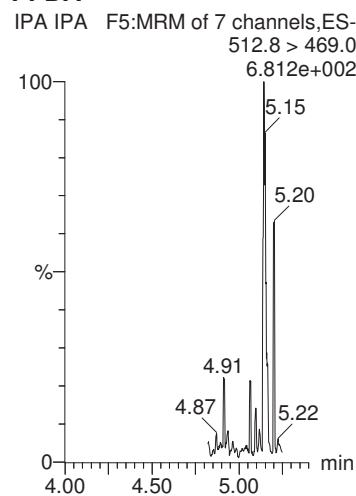
**PFNA**



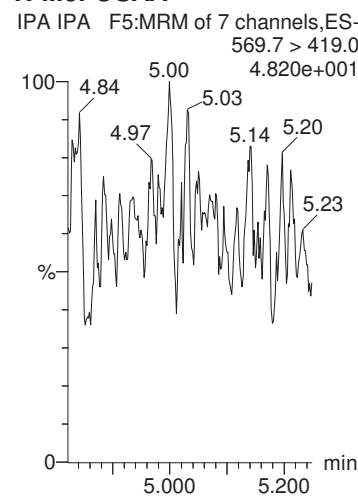
**PFOS**



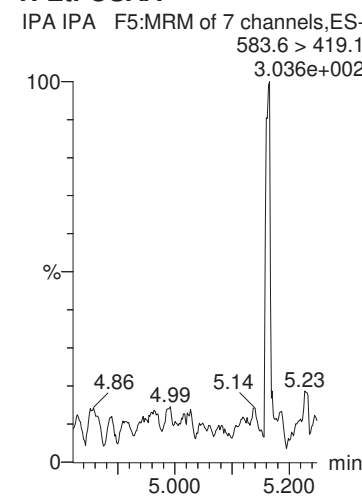
**PFDA**



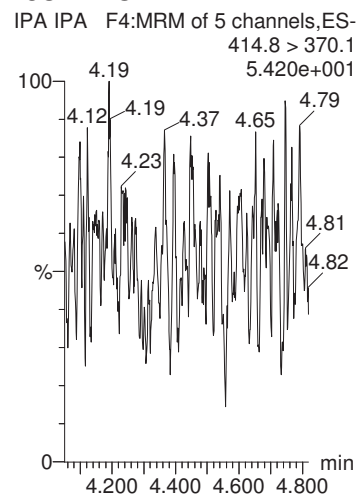
**N-MeFOSAA**



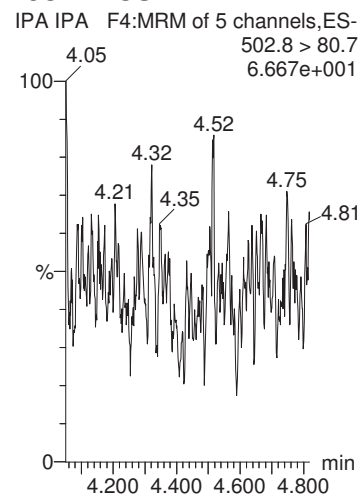
**N-EtFOSAA**



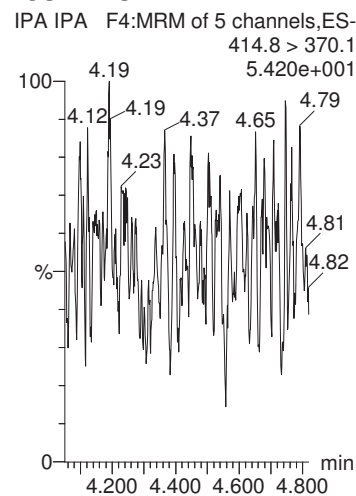
**13C2-PFOA**



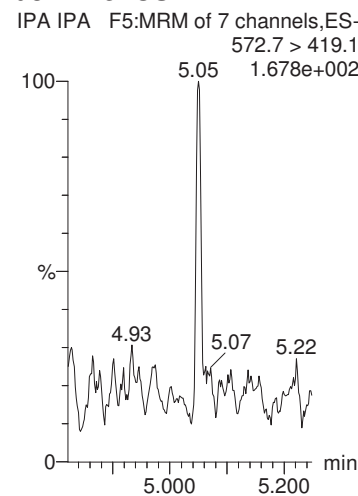
**13C4-PFOS**



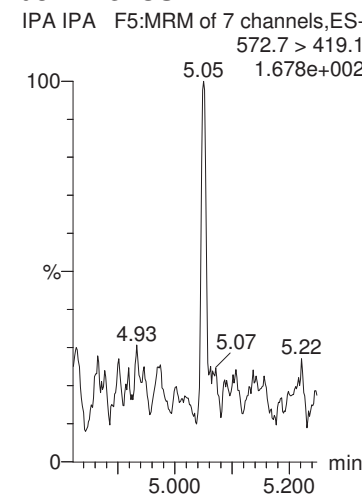
**13C2-PFOA**



**d3-N-MeFOSAA**



**d3-N-MeFOSAA**

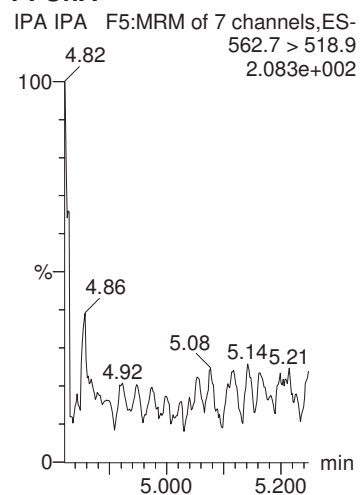


Dataset: Untitled

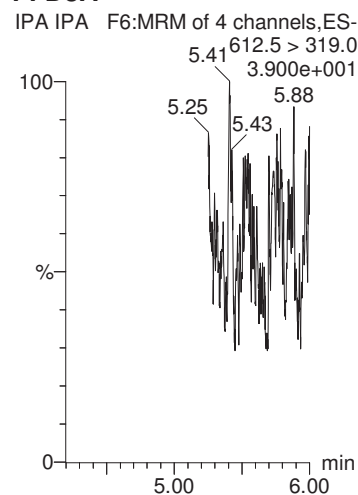
Last Altered: Friday, July 20, 2018 11:17:27 Pacific Daylight Time  
Printed: Friday, July 20, 2018 11:17:53 Pacific Daylight Time

Name: 180719G3\_12, Date: 19-Jul-2018, Time: 17:11:52, ID: IPA, Description: IPA

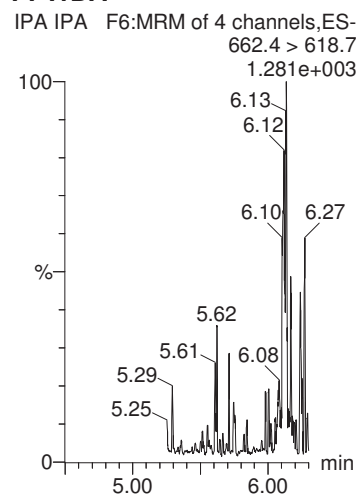
**PFUnA**



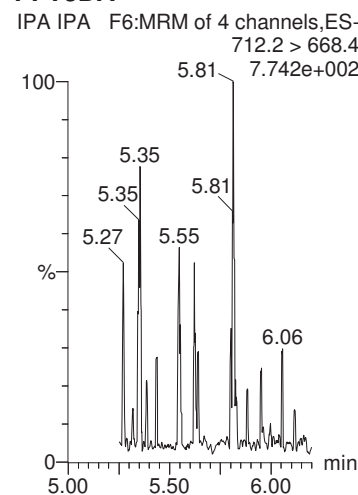
**PFDoA**



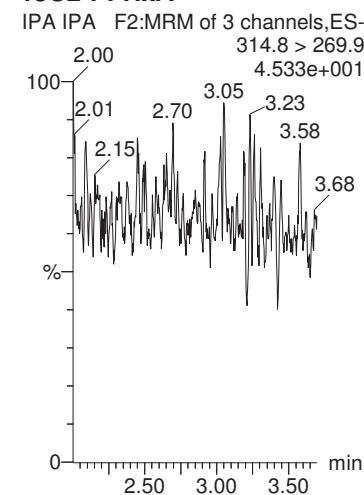
**PFTrDA**



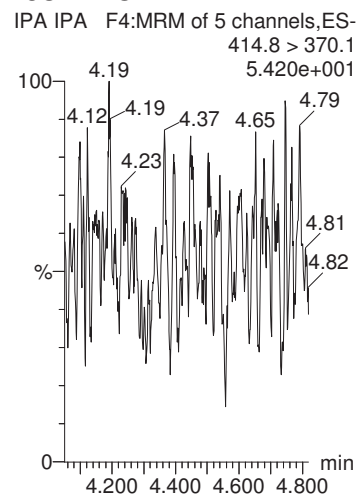
**PFTeDA**



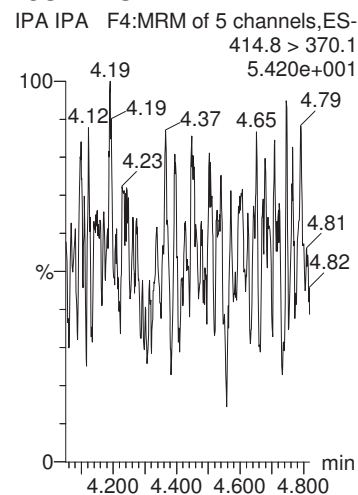
**13C2-PFHxA**



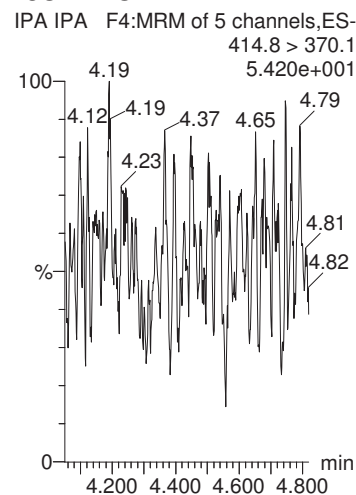
**13C2-PFOA**



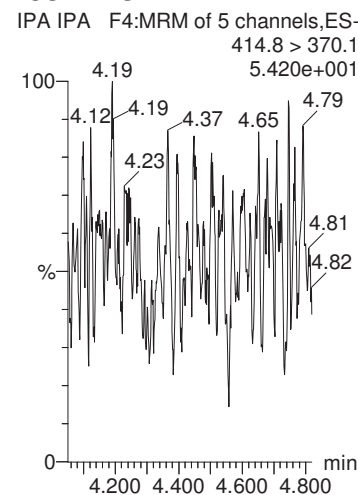
**13C2-PFOA**



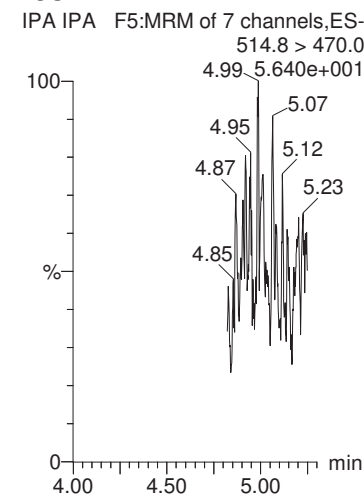
**13C2-PFOA**



**13C2-PFOA**



**13C2-PFDA**



Dataset: Untitled

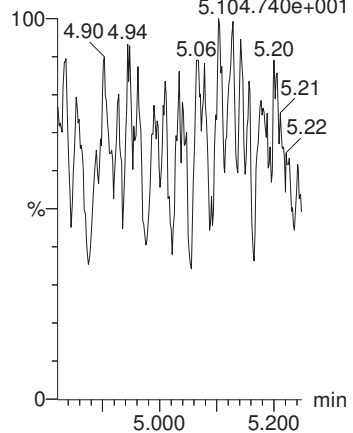
Last Altered: Friday, July 20, 2018 11:17:27 Pacific Daylight Time

Printed: Friday, July 20, 2018 11:17:53 Pacific Daylight Time

Name: 180719G3\_12, Date: 19-Jul-2018, Time: 17:11:52, ID: IPA, Description: IPA

**d5-N-EtFOSAA**

IPA IPA F5:MRM of 7 channels,ES-  
588.7 > 419.1  
5.104.740e+001































Contract_ID	DO_CTO_Number	Phase	Installation_ID	Sample_Name	Extraction_Date	Extraction_Time	Analysis_Date	Analysis_Time	Lab_Sample_ID	Dilution	Run_Number	Percent_Moisture	Percent_Lipid	Chem_Name	Analyte_ID	Analyte_Value	Original_Analyte_Value	Result_Units	Lab_Qualifier
N6247016D9000	0008		CHESAPEAKE_NSGA	Blank	20180718	08:30:00	20180720	16:36:00	B8G0137-BLK1	1	-999			Perfluoroundecanoic Acid (PFUnA)	2058-94-8		5.00	NG_L	U
N6247016D9000	0008		CHESAPEAKE_NSGA	Blank	20180718	08:30:00	20180720	16:36:00	B8G0137-BLK1	1	-999			Perfluorododecanoic Acid (PFDoA)	307-55-1		5.00	NG_L	U
N6247016D9000	0008		CHESAPEAKE_NSGA	Blank	20180718	08:30:00	20180720	16:36:00	B8G0137-BLK1	1	-999			Perfluorotridecanoic Acid (PFTrDA)	72629-94-8		5.00	NG_L	U
N6247016D9000	0008		CHESAPEAKE_NSGA	Blank	20180718	08:30:00	20180720	16:36:00	B8G0137-BLK1	1	-999			Perfluorotetradecanoic Acid (PFTeDA)	376-06-7		5.00	NG_L	U
N6247016D9000	0008		CHESAPEAKE_NSGA	Blank	20180718	08:30:00	20180720	16:36:00	B8G0137-BLK1	1	-999			13C2-PFHxA	13C2-PFHxA		93.4	PCT_REC	
N6247016D9000	0008		CHESAPEAKE_NSGA	Blank	20180718	08:30:00	20180720	16:36:00	B8G0137-BLK1	1	-999			13C2-PFDA	13C2-PFDA		87.5	PCT_REC	
N6247016D9000	0008		CHESAPEAKE_NSGA	Blank	20180718	08:30:00	20180720	16:36:00	B8G0137-BLK1	1	-999			d5-EtFOSAA	d5-EtFOSAA		94.3	PCT_REC	
N6247016D9000	0008		CHESAPEAKE_NSGA	LCS	20180718	08:30:00	20180720	16:49:00	B8G0137-BS1	1	-999			Perfluorobutanesulfonic acid (PFBS)	375-73-5		77.6	NG_L	
N6247016D9000	0008		CHESAPEAKE_NSGA	LCS	20180718	08:30:00	20180720	16:49:00	B8G0137-BS1	1	-999			Perfluorohexanoic Acid (PFHxA)	307-24-4		79.6	NG_L	
N6247016D9000	0008		CHESAPEAKE_NSGA	LCS	20180718	08:30:00	20180720	16:49:00	B8G0137-BS1	1	-999			Perfluoroheptanoic acid (PFHpA)	375-85-9		81.6	NG_L	
N6247016D9000	0008		CHESAPEAKE_NSGA	LCS	20180718	08:30:00	20180720	16:49:00	B8G0137-BS1	1	-999			Perfluorohexanesulfonic acid (PFHxS)	355-46-4		73.4	NG_L	
N6247016D9000	0008		CHESAPEAKE_NSGA	LCS	20180718	08:30:00	20180720	16:49:00	B8G0137-BS1	1	-999			Perfluorooctanoic acid (PFOA)	335-67-1		80.4	NG_L	
N6247016D9000	0008		CHESAPEAKE_NSGA	LCS	20180718	08:30:00	20180720	16:49:00	B8G0137-BS1	1	-999			Perfluorononanoic acid (PFNA)	375-95-1		75.2	NG_L	
N6247016D9000	0008		CHESAPEAKE_NSGA	LCS	20180718	08:30:00	20180720	16:49:00	B8G0137-BS1	1	-999			Perfluorooctane Sulfonate (PFOS)	1763-23-1		76.6	NG_L	
N6247016D9000	0008		CHESAPEAKE_NSGA	LCS	20180718	08:30:00	20180720	16:49:00	B8G0137-BS1	1	-999			Perfluorodecanoic Acid (PFDA)	335-76-2		74.2	NG_L	
N6247016D9000	0008		CHESAPEAKE_NSGA	LCS	20180718	08:30:00	20180720	16:49:00	B8G0137-BS1	1	-999			N-Methyl Perfluorooctanesulfonamidoacetic Acid (MeFOSAA)	2355-31-9		83.6	NG_L	
N6247016D9000	0008		CHESAPEAKE_NSGA	LCS	20180718	08:30:00	20180720	16:49:00	B8G0137-BS1	1	-999			N-Ethyl Perfluorooctanesulfonamidoacetic Acid (EtFOSAA)	2991-50-6		83.3	NG_L	
N6247016D9000	0008		CHESAPEAKE_NSGA	LCS	20180718	08:30:00	20180720	16:49:00	B8G0137-BS1	1	-999			Perfluoroundecanoic Acid (PFUnA)	2058-94-8		79.0	NG_L	
N6247016D9000	0008		CHESAPEAKE_NSGA	LCS	20180718	08:30:00	20180720	16:49:00	B8G0137-BS1	1	-999			Perfluorododecanoic Acid (PFDoA)	307-55-1		72.3	NG_L	
N6247016D9000	0008		CHESAPEAKE_NSGA	LCS	20180718	08:30:00	20180720	16:49:00	B8G0137-BS1	1	-999			Perfluorotridecanoic Acid (PFTrDA)	72629-94-8		74.3	NG_L	
N6247016D9000	0008		CHESAPEAKE_NSGA	LCS	20180718	08:30:00	20180720	16:49:00	B8G0137-BS1	1	-999			Perfluorotetradecanoic Acid (PFTeDA)	376-06-7		68.5	NG_L	
N6247016D9000	0008		CHESAPEAKE_NSGA	LCS	20180718	08:30:00	20180720	16:49:00	B8G0137-BS1	1	-999			13C2-PFHxA	13C2-PFHxA		99.1	PCT_REC	
N6247016D9000	0008		CHESAPEAKE_NSGA	LCS	20180718	08:30:00	20180720	16:49:00	B8G0137-BS1	1	-999			13C2-PFDA	13C2-PFDA		98.8	PCT_REC	
N6247016D9000	0008		CHESAPEAKE_NSGA	LCS	20180718	08:30:00	20180720	16:49:00	B8G0137-BS1	1	-999			d5-EtFOSAA	d5-EtFOSAA		93.7	PCT_REC	
N6247016D9000	0008		CHESAPEAKE_NSGA	CBD-1RW10-0718-MS	20180718	08:30:00	20180720	18:19:00	B8G0137-MS1	1	-999			Perfluorobutanesulfonic acid (PFBS)	375-73-5		81.7	NG_L	
N6247016D9000	0008		CHESAPEAKE_NSGA	CBD-1RW10-0718-MS	20180718	08:30:00	20180720	18:19:00	B8G0137-MS1	1	-999			Perfluorohexanoic Acid (PFHxA)	307-24-4		82.4	NG_L	
N6247016D9000	0008		CHESAPEAKE_NSGA	CBD-1RW10-0718-MS	20180718	08:30:00	20180720	18:19:00	B8G0137-MS1	1	-999			Perfluoroheptanoic acid (PFHpA)	375-85-9		85.6	NG_L	
N6247016D9000	0008		CHESAPEAKE_NSGA	CBD-1RW10-0718-MS	20180718	08:30:00	20180720	18:19:00	B8G0137-MS1	1	-999			Perfluorohexanesulfonic acid (PFHxS)	355-46-4		81.2	NG_L	
N6247016D9000	0008		CHESAPEAKE_NSGA	CBD-1RW10-0718-MS	20180718	08:30:00	20180720	18:19:00	B8G0137-MS1	1	-999			Perfluorooctanoic acid (PFOA)	335-67-1		91.5	NG_L	
N6247016D9000	0008		CHESAPEAKE_NSGA	CBD-1RW10-0718-MS	20180718	08:30:00	20180720	18:19:00	B8G0137-MS1	1	-999			Perfluorononanoic acid (PFNA)	375-95-1		76.1	NG_L	
N6247016D9000	0008		CHESAPEAKE_NSGA	CBD-1RW10-0718-MS	20180718	08:30:00	20180720	18:19:00	B8G0137-MS1	1	-999			Perfluorooctane Sulfonate (PFOS)	1763-23-1		75.5	NG_L	
N6247016D9000	0008		CHESAPEAKE_NSGA	CBD-1RW10-0718-MS	20180718	08:30:00	20180720	18:19:00	B8G0137-MS1	1	-999			Perfluorodecanoic Acid (PFDA)	335-76-2		77.2	NG_L	
N6247016D9000	0008		CHESAPEAKE_NSGA	CBD-1RW10-0718-MS	20180718	08:30:00	20180720	18:19:00	B8G0137-MS1	1	-999			N-Methyl Perfluorooctanesulfonamidoacetic Acid (MeFOSAA)	2355-31-9		86.1	NG_L	
N6247016D9000	0008		CHESAPEAKE_NSGA	CBD-1RW10-0718-MS	20180718	08:30:00	20180720	18:19:00	B8G0137-MS1	1	-999			N-Ethyl Perfluorooctanesulfonamidoacetic Acid (EtFOSAA)	2991-50-6		82.8	NG_L	
N6247016D9000	0008		CHESAPEAKE_NSGA	CBD-1RW10-0718-MS	20180718	08:30:00	20180720	18:19:00	B8G0137-MS1	1	-999			Perfluoroundecanoic Acid (PFUnA)	2058-94-8		77.6	NG_L	
N6247016D9000	0008		CHESAPEAKE_NSGA	CBD-1RW10-0718-MS	20180718	08:30:00	20180720	18:19:00	B8G0137-MS1	1	-999			Perfluorododecanoic Acid (PFDoA)	307-55-1		73.4	NG_L	
N6247016D9000	0008		CHESAPEAKE_NSGA	CBD-1RW10-0718-MS	20180718	08:30:00	20180720	18:19:00	B8G0137-MS1	1	-999			Perfluorotridecanoic Acid (PFTrDA)	72629-94-8		74.1	NG_L	
N6247016D9000	0008		CHESAPEAKE_NSGA	CBD-1RW10-0718-MS	20180718	08:30:00	20180720	18:19:00	B8G0137-MS1	1	-999			Perfluorotetradecanoic Acid (PFTeDA)	376-06-7		71.6	NG_L	
N6247016D9000	0008		CHESAPEAKE_NSGA	CBD-1RW10-0718-MS	20180718	08:30:00	20180720	18:19:00	B8G0137-MS1	1	-999			13C2-PFHxA	13C2-PFHxA		95.7	PCT_REC	
N6247016D9000	0008		CHESAPEAKE_NSGA	CBD-1RW10-0718-MS	20180718	08:30:00	20180720	18:19:00	B8G0137-MS1	1	-999			13C2-PFDA	13C2-PFDA		91.6	PCT_REC	
N6247016D9000	0008		CHESAPEAKE_NSGA	CBD-1RW10-0718-MS	20180718	08:30:00	20180720	18:19:00	B8G0137-MS1	1	-999			d5-EtFOSAA	d5-EtFOSAA		83.3	PCT_REC	
N6247016D9000	0008		CHESAPEAKE_NSGA	CBD-1RW10-0718-MSD	20180718	08:30:00	20180720	18:31:00	B8G0137-MSD1	1	-999			Perfluorobutanesulfonic acid (PFBS)	375-73-5		82.4	NG_L	
N6247016D9000	0008		CHESAPEAKE_NSGA	CBD-1RW10-0718-MSD	20180718	08:30:00	20180720	18:31:00	B8G0137-MSD1	1	-999			Perfluorohexanoic Acid (PFHxA)	307-24-4		80.8	NG_L	
N6247016D9000	0008		CHESAPEAKE_NSGA	CBD-1RW10-0718-MSD	20180718	08:30:00	20180720	18:31:00	B8G0137-MSD1	1	-999			Perfluoroheptanoic acid (PFHpA)	375-85-9		81.7	NG_L	
N6247016D9000	0008		CHESAPEAKE_NSGA	CBD-1RW10-0718-MSD	20180718	08:30:00	20180720	18:31:00	B8G0137-MSD1	1	-999			Perfluorohexanesulfonic acid (PFHxS)	355-46-4		78.9	NG_L	
N6247016D9000	0008		CHESAPEAKE_NSGA	CBD-1RW10-0718-MSD	20180718	08:30:00	20180720	18:31:00	B8G0137-MSD1	1	-999			Perfluorooctanoic acid (PFOA)	335-67-1		79.9	NG_L	
N6247016D9000	0008		CHESAPEAKE_NSGA	CBD-1RW10-0718-MSD	20180718	08:30:00	20180720	18:31:00	B8G0137-MSD1	1	-999			Perfluorononanoic acid (PFNA)	375-95-1		73.6	NG_L	
N6247016D9000	0008		CHESAPEAKE_NSGA	CBD-1RW10-0718-MSD	20180718	08:30:00	20180720	18:31:00	B8G0137-MSD1	1	-999			Perfluorooctane Sulfonate (PFOS)	1763-23-1		76.2	NG_L	
N6247016D9000	0008		CHESAPEAKE_NSGA	CBD-1RW10-0718-MSD	20180718	08:30:00	20180720	18:31:00	B8G0137-MSD1	1	-999			Perfluorodecanoic Acid (PFDA)	335-76-2		70.4	NG_L	
N6247016D9000	0008		CHESAPEAKE_NSGA	CBD-1RW10-0718-MSD	20180718	08:30:00	20180720	18:31:00	B8G0137-MSD1	1	-999			N-Methyl Perfluorooctanesulfonamidoacetic Acid (MeFOSAA)	2355-31-9		76.0	NG_L	
N6247016D9000	0008		CHESAPEAKE_NSGA	CBD-1RW10-0718-MSD	20180718	08:30:00	20180720	18:31:00	B8G0137-MSD1	1	-999			N-Ethyl Perfluorooctanesulfonamidoacetic Acid (EtFOSAA)	2991-50-6		68.3	NG_L	
N6247016D9000	0008		CHESAPEAKE_NSGA	CBD-1RW10-0718-MSD	20180718	08:30:00	20180720	18:31:00	B8G0137-MSD1	1	-999			Perfluoroundecanoic Acid (PFUnA)	2058-94-8		78.3	NG_L	
N6247016D9000	0008		CHESAPEAKE_NSGA	CBD-1RW10-0718-MSD	20180718	08:30:00	20180720	18:31:00	B8G0137-MSD1	1	-999			Perfluorododecanoic Acid (PFDoA)	307-55-1		73.5	NG_L	
N6247016D9000	0008		CHESAPEAKE_NSGA	CBD-1RW10-0718-MSD	20180718	08:30:00	20180720	18:31:00	B8G0137-MSD1	1	-999			Perfluorotridecanoic Acid (PFTrDA)	72629-94-8		73.5	NG_L	
N6247016D9000	0008		CHESAPEAKE_NSGA	CBD-1RW10-0718-MSD	20180718	08:30:00	20180720	18:31:00	B8G0137-MSD1	1	-999			Perfluorotetradecanoic Acid (PFTeDA)	376-06-7		74.9	NG_L	
N6247016D9000	0008		CHESAPEAKE_NSGA	CBD-1RW10-0718-MSD	20180718	08:30:00	20180720	18:31:00	B8G0137-MSD1	1	-999			13C2-PFHxA	13C2-PFHxA		98.0	PCT_REC	
N6247016D9000	0008		CHESAPEAKE_NSGA	CBD-1RW10-0718-MSD	20180718	08:30:00	20180720	18:31:00	B8G0137-MSD1	1	-999			13C2-PFDA	13C2-PFDA		92.8	PCT_REC	
N6247016D9000	0008		CHESAPEAKE_NSGA	CBD-1RW10-0718-MSD	20180718	08:30:00	20180720	18:31:00	B8G0137-MSD1	1	-999			d5-EtFOSAA	d5-EtFOSAA		77.6	PCT_REC	















**DATA VALIDATION SUMMARY REPORT  
NRL-CBD, MARYLAND**

Client: CH2M HILL, Inc., Corvallis, Oregon  
 SDG: 1801762  
 Laboratory: Vista Analytical Laboratory, El Dorado Hills, California  
 Site: NRL-CBD, CTO-0008, Maryland  
 Date: August 13, 2018

PFCs			
EDS ID	Client Sample ID	Laboratory Sample ID	Matrix
1	CBD-1RW01-0718	1801762-01	Water
2	CBD-1FB01-0718	1801762-02	Water
3	CBD-1RW02-0718	1801762-03	Water
4	CBD-1FB02-0718	1801762-04	Water
5	CBD-1RW03-0718	1801762-05	Water
6	CBD-1FB03-0718	1801762-06	Water
7	CBD-1RW04-0718	1801762-07	Water
8	CBD-1FB04-0718	1801762-08	Water
9	CBD-1RW05-0718	1801762-09	Water
10	CBD-1FB05-0718	1801762-10	Water
11	CBD-1RW06-0718	1801762-11	Water
12	CBD-1FB06-0718	1801762-12	Water
13	CBD-1RW07-0718	1801762-13	Water
14	CBD-1FB07-0718	1801762-14	Water
15	CBD-1RW08-0718	1801762-15	Water
16	CBD-1FB08-0718	1801762-16	Water
17	CBD-1RW09-0718	1801762-17	Water
18	CBD-1FB09-0718	1801762-18	Water
19	CBD-1RW10-0718	1801762-19	Water
20	CBD-1FB10-0718	1801762-20	Water

A full data validation was performed on the analytical data for ten water samples and ten aqueous field blank samples collected on July 13, 2018 by CH2M HILL at the NRL-CBD site in Maryland. The samples were analyzed under the EPA Method “Determination of Selected Perfluorinated Alkyl Acids in Drinking Water by Solid Phase Extraction and Liquid Chromatography/Tandem Mass Spectrometry (LC/MS/MS)”.

Specific method references are as follows:

Analysis  
PFCs

Method References  
USEPA Method 537, Rev 1.1

The data have been validated according to the protocols and quality control (QC) requirements of the analytical method, and the U.S. Department of Defense (DoD) Quality Systems Manual (QSM),

Version 5.1 (2017) and the USEPA National Functional Guidelines for Organic Data Review as follows:

- The USEPA “Contract Laboratories Program National Functional Guidelines for Organic Superfund Methods Data Review,” January 2017;
- and the reviewer's professional judgment.

The following data quality indicators were reviewed for this report:

### ***Organics***

- Date Completeness, Case Narrative & Custody Documentation
- Holding times
- Liquid Chromatography/Mass Spectrometry (LC/MS) Tuning
- Initial and continuing calibration summaries
- Method blank and field QC blank contamination
- Surrogate Spike recoveries
- Matrix Spike/Matrix Spike Duplicate (MS/MSD) recoveries
- Laboratory Control Sample/Laboratory Control Sample Duplicate (LCS/LCSD) recoveries
- Internal standard area and retention time summary forms
- Target Compound Identification
- Compound Quantitation
- Field Duplicate sample precision

A full (Level IV) data validation was performed with this review including a recalculation of 10% of the detected results in the samples.

### **Data Usability Assessment**

There were no rejections of data.

Overall the data is acceptable for the intended purposes. There were no qualifications.

### **Perfluorinated Compounds (PFCs)**

#### **Data Completeness, Case Narrative & Custody Documentation**

- The case narrative and chain-of-custody documentation were included in the data package as required. All criteria were met.

#### **Holding Times**

- All samples were extracted within 14 days for water samples and analyzed within 28 days.

### LC/MS Tuning

- All criteria were met.

### Initial Calibration

- All relative standard deviation (%RSD) and/or correlation coefficients criteria were met.

### Continuing Calibration

- All percent recovery (%R) and RRF criteria were met.

### Method Blank

- The method blanks were free of contamination.

### Field QC Blank

- Field QC samples were free of contamination.

Blank ID	Compound	Conc. ng/L	Qualifier	Affected Samples
CBD-1FB01-0718	None - ND	-	-	-
CBD-1FB02-0718	None - ND	-	-	-
CBD-1FB03-0718	None - ND	-	-	-
CBD-1FB04-0718	None - ND	-	-	-
CBD-1FB05-0718	None - ND	-	-	-
CBD-1FB06-0718	None - ND	-	-	-
CBD-1FB07-0718	None - ND	-	-	-
CBD-1FB08-0718	None - ND	-	-	-
CBD-1FB09-0718	None - ND	-	-	-
CBD-1FB10-0718	None - ND	-	-	-

### Surrogate Spike Recoveries

- All samples exhibited acceptable surrogate %R values.

### Matrix Spike/Matrix Spike Duplicate (MS/MSD) Recoveries

- MS/MSD samples were not analyzed.



Laboratory Control Samples/Laboratory Control Sample Duplicates

- The LCS/LCSD samples exhibited acceptable percent recoveries (%R) and RPD values.

Internal Standard (IS) Area Performance

- All internal standards met response and retention time (RT) criteria.

Target Compound Identification

- All mass spectra and quantitation criteria were met.

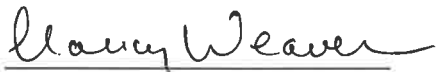
Compound Quantitation

- All criteria were met.

Field Duplicate Sample Precision

- Field duplicate samples were not collected.

Please contact the undersigned at (757) 564-0090 if you have any questions or need further information.

Signed:  Dated: 8/13/18  
Nancy Weaver  
Senior Chemist

Data Qualifier	Definition
U	The analyte was analyzed for, but was not detected above the level of the reported sample quantitation limit.
J	The analyte is an estimated quantity. The associated numerical value is the approximate concentration of the analyte in the sample.
NJ	The analysis has been "tentatively identified" or "presumptively" as present and the associated numerical value is the estimated concentration in the samples.
UJ	The analyte was analyzed for but was not detected. The reported quantitation limit is approximate and may be inaccurate or imprecise.
R	The data are unusable. The sample results are rejected due to serious deficiencies in meeting QC criteria. The analyte may or may not be present in the samples.



Sample ID: CBD-1RW01-0718

EPA Method 537

Client Data				Laboratory Data			
Name:	CH2M Hill	Matrix:	Drinking Water	Lab Sample:	1801762-01	Column:	BEH C18
Project:	PFAS DW Investigation CTO-08 NRL CBD	Date Collected:	13-Jul-18 09:50	Date Received:	14-Jul-18 08:57		

Analyte	CAS Number	Conc. (ng/L)	DL	LOD	LOQ	Qualifiers	Batch	Extracted	Samp Size	Analyzed	Dilution
PFBS	375-73-5	ND	3.00	4.92	9.86		B8G0137	18-Jul-18	0.254 L	20-Jul-18 18:44	1
PFHxA	307-24-4	ND	3.00	4.92	9.86		B8G0137	18-Jul-18	0.254 L	20-Jul-18 18:44	1
PFHpA	375-85-9	ND	3.00	4.92	9.86		B8G0137	18-Jul-18	0.254 L	20-Jul-18 18:44	1
PFHxS	355-46-4	ND	3.00	4.92	9.86		B8G0137	18-Jul-18	0.254 L	20-Jul-18 18:44	1
PFOA	335-67-1	ND	3.00	4.92	9.86		B8G0137	18-Jul-18	0.254 L	20-Jul-18 18:44	1
PFNA	375-95-1	ND	3.00	4.92	9.86		B8G0137	18-Jul-18	0.254 L	20-Jul-18 18:44	1
PFOS	1763-23-1	ND	3.00	4.92	9.86		B8G0137	18-Jul-18	0.254 L	20-Jul-18 18:44	1
PFDA	335-76-2	ND	3.00	4.92	9.86		B8G0137	18-Jul-18	0.254 L	20-Jul-18 18:44	1
MeFOSAA	2355-31-9	ND	3.00	4.92	9.86		B8G0137	18-Jul-18	0.254 L	20-Jul-18 18:44	1
EtFOSAA	2991-50-6	ND	3.00	4.92	9.86		B8G0137	18-Jul-18	0.254 L	20-Jul-18 18:44	1
PFUnA	2058-94-8	ND	3.00	4.92	9.86		B8G0137	18-Jul-18	0.254 L	20-Jul-18 18:44	1
PFDoA	307-55-1	ND	3.00	4.92	9.86		B8G0137	18-Jul-18	0.254 L	20-Jul-18 18:44	1
PFTTrDA	72629-94-8	ND	3.00	4.92	9.86		B8G0137	18-Jul-18	0.254 L	20-Jul-18 18:44	1
PFTeDA	376-06-7	ND	3.00	4.92	9.86		B8G0137	18-Jul-18	0.254 L	20-Jul-18 18:44	1

Labeled Standards	Type	% Recovery	Limits	Qualifiers	Batch	Extracted	Samp Size	Analyzed	Dilution
13C2-PFHxA	SURR	96.5	70 - 130		B8G0137	18-Jul-18	0.254 L	20-Jul-18 18:44	1
13C2-PFDA	SURR	85.5	70 - 130		B8G0137	18-Jul-18	0.254 L	20-Jul-18 18:44	1
d5-EtFOSAA	SURR	92.0	70 - 130		B8G0137	18-Jul-18	0.254 L	20-Jul-18 18:44	1

DL - Detection Limit

LOD - Limit of Detection

Results reported to the DL

LOQ - Limit of quantitation

When reported, PFHxS, PFOA, PFOS, MeFOSAA and EtFOSAA include both linear and branched isomers. Only the linear isomer is reported for all other analytes

*8/13/18*

Sample ID: CBD-1FB01-0718							EPA Method 537					
Client Data					Laboratory Data							
Name:	CH2M Hill		Matrix:	Drinking Water		Lab Sample:	1801762-02	Column:	BEH C18			2
Project:	PFAS DW Investigation CTO-08 NRL CBD		Date Collected:	13-Jul-18 09:55		Date Received:	14-Jul-18 08:57					
Analyte	CAS Number	Conc. (ng/L)	DL	LOD	LOQ	Qualifiers	Batch	Extracted	Samp Size	Analyzed	Dilution	
PFBS	375-73-5	ND	3.02	4.96	9.94		B8G0137	18-Jul-18	0.252 L	20-Jul-18 18:57	1	
PFHxA	307-24-4	ND	3.02	4.96	9.94		B8G0137	18-Jul-18	0.252 L	20-Jul-18 18:57	1	
PFHpA	375-85-9	ND	3.02	4.96	9.94		B8G0137	18-Jul-18	0.252 L	20-Jul-18 18:57	1	
PFHxS	355-46-4	ND	3.02	4.96	9.94		B8G0137	18-Jul-18	0.252 L	20-Jul-18 18:57	1	
PFOA	335-67-1	ND	3.02	4.96	9.94		B8G0137	18-Jul-18	0.252 L	20-Jul-18 18:57	1	
PFNA	375-95-1	ND	3.02	4.96	9.94		B8G0137	18-Jul-18	0.252 L	20-Jul-18 18:57	1	
PFOS	1763-23-1	ND	3.02	4.96	9.94		B8G0137	18-Jul-18	0.252 L	20-Jul-18 18:57	1	
PFDA	335-76-2	ND	3.02	4.96	9.94		B8G0137	18-Jul-18	0.252 L	20-Jul-18 18:57	1	
MeFOSAA	2355-31-9	ND	3.02	4.96	9.94		B8G0137	18-Jul-18	0.252 L	20-Jul-18 18:57	1	
EtFOSAA	2991-50-6	ND	3.02	4.96	9.94		B8G0137	18-Jul-18	0.252 L	20-Jul-18 18:57	1	
PFUnA	2058-94-8	ND	3.02	4.96	9.94		B8G0137	18-Jul-18	0.252 L	20-Jul-18 18:57	1	
PFDoA	307-55-1	ND	3.02	4.96	9.94		B8G0137	18-Jul-18	0.252 L	20-Jul-18 18:57	1	
PFTTrDA	72629-94-8	ND	3.02	4.96	9.94		B8G0137	18-Jul-18	0.252 L	20-Jul-18 18:57	1	
PFTeDA	376-06-7	ND	3.02	4.96	9.94		B8G0137	18-Jul-18	0.252 L	20-Jul-18 18:57	1	
Labeled Standards	Type	% Recovery	Limits		Qualifiers	Batch	Extracted	Samp Size	Analyzed	Dilution		
13C2-PFHxA	SURR	93.8	70 - 130			B8G0137	18-Jul-18	0.252 L	20-Jul-18 18:57	1		
13C2-PFDA	SURR	87.7	70 - 130			B8G0137	18-Jul-18	0.252 L	20-Jul-18 18:57	1		
d5-EtFOSAA	SURR	92.4	70 - 130			B8G0137	18-Jul-18	0.252 L	20-Jul-18 18:57	1		

DL - Detection Limit

LOD - Limit of Detection

Results reported to the DL

LOQ - Limit of quantitation

When reported, PFHxS, PFOA, PFOS, MeFOSAA and EtFOSAA include both linear and branched isomers. Only the linear isomer is reported for all other analytes

mw 8/13/18



Sample ID: CBD-1RW02-0718

EPA Method 537

Client Data				Laboratory Data			
Name:	CH2M Hill	Matrix:	Drinking Water	Lab Sample:	1801762-03	Column:	BEH C18
Project:	PFAS DW Investigation CTO-08 NRL CBD	Date Collected:	13-Jul-18 10:31	Date Received:	14-Jul-18 08:57		

3

Analyte	CAS Number	Conc. (ng/L)	DL	LOD	LOQ	Qualifiers	Batch	Extracted	Samp Size	Analyzed	Dilution
PFBS	375-73-5	ND	3.07	5.04	10.1		B8G0137	18-Jul-18	0.248 L	20-Jul-18 19:10	1
PFHxA	307-24-4	ND	3.07	5.04	10.1		B8G0137	18-Jul-18	0.248 L	20-Jul-18 19:10	1
PFHpA	375-85-9	ND	3.07	5.04	10.1		B8G0137	18-Jul-18	0.248 L	20-Jul-18 19:10	1
PFHxS	355-46-4	ND	3.07	5.04	10.1		B8G0137	18-Jul-18	0.248 L	20-Jul-18 19:10	1
PFOA	335-67-1	ND	3.07	5.04	10.1		B8G0137	18-Jul-18	0.248 L	20-Jul-18 19:10	1
PFNA	375-95-1	ND	3.07	5.04	10.1		B8G0137	18-Jul-18	0.248 L	20-Jul-18 19:10	1
PFOS	1763-23-1	ND	3.07	5.04	10.1		B8G0137	18-Jul-18	0.248 L	20-Jul-18 19:10	1
PFDA	335-76-2	ND	3.07	5.04	10.1		B8G0137	18-Jul-18	0.248 L	20-Jul-18 19:10	1
MeFOSAA	2355-31-9	ND	3.07	5.04	10.1		B8G0137	18-Jul-18	0.248 L	20-Jul-18 19:10	1
EtFOSAA	2991-50-6	ND	3.07	5.04	10.1		B8G0137	18-Jul-18	0.248 L	20-Jul-18 19:10	1
PFUnA	2058-94-8	ND	3.07	5.04	10.1		B8G0137	18-Jul-18	0.248 L	20-Jul-18 19:10	1
PFDoA	307-55-1	ND	3.07	5.04	10.1		B8G0137	18-Jul-18	0.248 L	20-Jul-18 19:10	1
PFTTrDA	72629-94-8	ND	3.07	5.04	10.1		B8G0137	18-Jul-18	0.248 L	20-Jul-18 19:10	1
PFTeDA	376-06-7	ND	3.07	5.04	10.1		B8G0137	18-Jul-18	0.248 L	20-Jul-18 19:10	1

Labeled Standards	Type	% Recovery	Limits	Qualifiers	Batch	Extracted	Samp Size	Analyzed	Dilution
13C2-PFHxA	SURR	88.1	70 - 130		B8G0137	18-Jul-18	0.248 L	20-Jul-18 19:10	1
13C2-PFDA	SURR	87.1	70 - 130		B8G0137	18-Jul-18	0.248 L	20-Jul-18 19:10	1
d5-EtFOSAA	SURR	94.9	70 - 130		B8G0137	18-Jul-18	0.248 L	20-Jul-18 19:10	1

DL - Detection Limit

LOD - Limit of Detection

Results reported to the DL

LOQ - Limit of quantitation

When reported, PFHxS, PFOA, PFOS, MeFOSAA and EtFOSAA include both linear and branched isomers. Only the linear isomer is reported for all other analytes.

NW 8/13/18

**Sample ID: CBD-1FB02-0718** **EPA Method 537**

Client Data				Laboratory Data			
Name:	CH2M Hill	Matrix:	Drinking Water	Lab Sample:	1801762-04	Column:	BEH C18
Project:	PFAS DW Investigation CTO-08 NRL CBD	Date Collected:	13-Jul-18 10:35	Date Received:	14-Jul-18 08:57		

4

Analyte	CAS Number	Conc. (ng/L)	DL	LOD	LOQ	Qualifiers	Batch	Extracted	Samp Size	Analyzed	Dilution
PFBS	375-73-5	ND	2.99	4.92	9.82		B8G0137	18-Jul-18	0.254 L	20-Jul-18 19:23	1
PFHxA	307-24-4	ND	2.99	4.92	9.82		B8G0137	18-Jul-18	0.254 L	20-Jul-18 19:23	1
PFHpA	375-85-9	ND	2.99	4.92	9.82		B8G0137	18-Jul-18	0.254 L	20-Jul-18 19:23	1
PFHxS	355-46-4	ND	2.99	4.92	9.82		B8G0137	18-Jul-18	0.254 L	20-Jul-18 19:23	1
PFOA	335-67-1	ND	2.99	4.92	9.82		B8G0137	18-Jul-18	0.254 L	20-Jul-18 19:23	1
PFNA	375-95-1	ND	2.99	4.92	9.82		B8G0137	18-Jul-18	0.254 L	20-Jul-18 19:23	1
PFOS	1763-23-1	ND	2.99	4.92	9.82		B8G0137	18-Jul-18	0.254 L	20-Jul-18 19:23	1
PFDA	335-76-2	ND	2.99	4.92	9.82		B8G0137	18-Jul-18	0.254 L	20-Jul-18 19:23	1
MeFOSAA	2355-31-9	ND	2.99	4.92	9.82		B8G0137	18-Jul-18	0.254 L	20-Jul-18 19:23	1
EtFOSAA	2991-50-6	ND	2.99	4.92	9.82		B8G0137	18-Jul-18	0.254 L	20-Jul-18 19:23	1
PFUnA	2058-94-8	ND	2.99	4.92	9.82		B8G0137	18-Jul-18	0.254 L	20-Jul-18 19:23	1
PFDoA	307-55-1	ND	2.99	4.92	9.82		B8G0137	18-Jul-18	0.254 L	20-Jul-18 19:23	1
PFTTrDA	72629-94-8	ND	2.99	4.92	9.82		B8G0137	18-Jul-18	0.254 L	20-Jul-18 19:23	1
PFTeDA	376-06-7	ND	2.99	4.92	9.82		B8G0137	18-Jul-18	0.254 L	20-Jul-18 19:23	1
Labeled Standards	Type	% Recovery	Limits		Qualifiers	Batch	Extracted	Samp Size	Analyzed	Dilution	
13C2-PFHxA	SURR	86.7	70 - 130			B8G0137	18-Jul-18	0.254 L	20-Jul-18 19:23	1	
13C2-PFDA	SURR	86.6	70 - 130			B8G0137	18-Jul-18	0.254 L	20-Jul-18 19:23	1	
d5-EtFOSAA	SURR	105	70 - 130			B8G0137	18-Jul-18	0.254 L	20-Jul-18 19:23	1	

DL - Detection Limit

LOD - Limit of Detection

Results reported to the DL

LOQ - Limit of quantitation

When reported, PFHxS, PFOA, PFOS, MeFOSAA and EtFOSAA include both linear and branched isomers. Only the linear isomer is reported for all other analytes

new 8/13/18

**Sample ID: CBD-1RW03-0718** **EPA Method 537**

Client Data				Laboratory Data			
Name:	CH2M Hill	Matrix:	Drinking Water	Lab Sample:	1801762-05	Column:	BEH C18
Project:	PFAS DW Investigation CTO-08 NRL CBD	Date Collected:	13-Jul-18 11:18	Date Received:	14-Jul-18 08:57		

5

Analyte	CAS Number	Conc. (ng/L)	DL	LOD	LOQ	Qualifiers	Batch	Extracted	Samp Size	Analyzed	Dilution
PFBS	375-73-5	ND	3.06	5.02	10.1		B8G0137	18-Jul-18	0.249 L	20-Jul-18 19:36	1
PFHxA	307-24-4	ND	3.06	5.02	10.1		B8G0137	18-Jul-18	0.249 L	20-Jul-18 19:36	1
PFHpA	375-85-9	ND	3.06	5.02	10.1		B8G0137	18-Jul-18	0.249 L	20-Jul-18 19:36	1
PFHxS	355-46-4	ND	3.06	5.02	10.1		B8G0137	18-Jul-18	0.249 L	20-Jul-18 19:36	1
PFOA	335-67-1	ND	3.06	5.02	10.1		B8G0137	18-Jul-18	0.249 L	20-Jul-18 19:36	1
PFNA	375-95-1	ND	3.06	5.02	10.1		B8G0137	18-Jul-18	0.249 L	20-Jul-18 19:36	1
PFOS	1763-23-1	ND	3.06	5.02	10.1		B8G0137	18-Jul-18	0.249 L	20-Jul-18 19:36	1
PFDA	335-76-2	ND	3.06	5.02	10.1		B8G0137	18-Jul-18	0.249 L	20-Jul-18 19:36	1
MeFOSAA	2355-31-9	ND	3.06	5.02	10.1		B8G0137	18-Jul-18	0.249 L	20-Jul-18 19:36	1
EtFOSAA	2991-50-6	ND	3.06	5.02	10.1		B8G0137	18-Jul-18	0.249 L	20-Jul-18 19:36	1
PFUnA	2058-94-8	ND	3.06	5.02	10.1		B8G0137	18-Jul-18	0.249 L	20-Jul-18 19:36	1
PFDoA	307-55-1	ND	3.06	5.02	10.1		B8G0137	18-Jul-18	0.249 L	20-Jul-18 19:36	1
PFTTrDA	72629-94-8	ND	3.06	5.02	10.1		B8G0137	18-Jul-18	0.249 L	20-Jul-18 19:36	1
PFTeDA	376-06-7	ND	3.06	5.02	10.1		B8G0137	18-Jul-18	0.249 L	20-Jul-18 19:36	1
Labeled Standards	Type	% Recovery	Limits		Qualifiers	Batch	Extracted	Samp Size	Analyzed	Dilution	
13C2-PFHxA	SURR	92.1	70 - 130			B8G0137	18-Jul-18	0.249 L	20-Jul-18 19:36	1	
13C2-PFDA	SURR	91.7	70 - 130			B8G0137	18-Jul-18	0.249 L	20-Jul-18 19:36	1	
d5-EtFOSAA	SURR	90.3	70 - 130			B8G0137	18-Jul-18	0.249 L	20-Jul-18 19:36	1	

DL - Detection Limit

LOD - Limit of Detection

Results reported to the DL

LOQ - Limit of quantitation

When reported, PFHxS, PFOA, PFOS, MeFOSAA and EtFOSAA include both linear and branched isomers. Only the linear isomer is reported for all other analytes.

nw 8/13/18

Sample ID: CBD-1FB03-0718

EPA Method 537

Client Data				Laboratory Data			
Name:	CH2M Hill	Matrix:	Drinking Water	Lab Sample:	1801762-06	Column:	BEH C18
Project:	PFAS DW Investigation CTO-08 NRL CBD	Date Collected:	13-Jul-18 11:20	Date Received:	14-Jul-18 08:57		

6

Analyte	CAS Number	Conc. (ng/L)	DL	LOD	LOQ	Qualifiers	Batch	Extracted	Samp Size	Analyzed	Dilution
PFBS	375-73-5	ND	3.10	5.10	10.2		B8G0137	18-Jul-18	0.245 L	20-Jul-18 19:48	1
PFHxA	307-24-4	ND	3.10	5.10	10.2		B8G0137	18-Jul-18	0.245 L	20-Jul-18 19:48	1
PFHpA	375-85-9	ND	3.10	5.10	10.2		B8G0137	18-Jul-18	0.245 L	20-Jul-18 19:48	1
PFHxS	355-46-4	ND	3.10	5.10	10.2		B8G0137	18-Jul-18	0.245 L	20-Jul-18 19:48	1
PFOA	335-67-1	ND	3.10	5.10	10.2		B8G0137	18-Jul-18	0.245 L	20-Jul-18 19:48	1
PFNA	375-95-1	ND	3.10	5.10	10.2		B8G0137	18-Jul-18	0.245 L	20-Jul-18 19:48	1
PFOS	1763-23-1	ND	3.10	5.10	10.2		B8G0137	18-Jul-18	0.245 L	20-Jul-18 19:48	1
PFDA	335-76-2	ND	3.10	5.10	10.2		B8G0137	18-Jul-18	0.245 L	20-Jul-18 19:48	1
MeFOSAA	2355-31-9	ND	3.10	5.10	10.2		B8G0137	18-Jul-18	0.245 L	20-Jul-18 19:48	1
EtFOSAA	2991-50-6	ND	3.10	5.10	10.2		B8G0137	18-Jul-18	0.245 L	20-Jul-18 19:48	1
PFUnA	2058-94-8	ND	3.10	5.10	10.2		B8G0137	18-Jul-18	0.245 L	20-Jul-18 19:48	1
PFDoA	307-55-1	ND	3.10	5.10	10.2		B8G0137	18-Jul-18	0.245 L	20-Jul-18 19:48	1
PFTTrDA	72629-94-8	ND	3.10	5.10	10.2		B8G0137	18-Jul-18	0.245 L	20-Jul-18 19:48	1
PFTeDA	376-06-7	ND	3.10	5.10	10.2		B8G0137	18-Jul-18	0.245 L	20-Jul-18 19:48	1
Labeled Standards	Type	% Recovery	Limits		Qualifiers	Batch	Extracted	Samp Size	Analyzed	Dilution	
13C2-PFHxA	SURR	89.8	70 - 130			B8G0137	18-Jul-18	0.245 L	20-Jul-18 19:48	1	
13C2-PFDA	SURR	87.6	70 - 130			B8G0137	18-Jul-18	0.245 L	20-Jul-18 19:48	1	
d5-EtFOSAA	SURR	97.1	70 - 130			B8G0137	18-Jul-18	0.245 L	20-Jul-18 19:48	1	

DL - Detection Limit

LOD - Limit of Detection

Results reported to the DL

LOQ - Limit of quantitation

When reported, PFHxS, PFOA, PFOS, MeFOSAA and EtFOSAA include both linear and branched isomers. Only the linear isomer is reported for all other analytes

new 8/13/18

Sample ID: CBD-1RW04-0718

EPA Method 537

Client Data				Laboratory Data			
Name:	CH2M Hill	Matrix:	Drinking Water	Lab Sample:	1801762-07	Column:	BEH C18
Project:	PFAS DW Investigation CTO-08 NRL CBD	Date Collected:	13-Jul-18 11:46	Date Received:	14-Jul-18 08:57		

7

Analyte	CAS Number	Conc. (ng/L)	DL	LOD	LOQ	Qualifiers	Batch	Extracted	Samp Size	Analyzed	Dilution
PFBS	375-73-5	ND	3.15	5.19	10.4		B8G0137	18-Jul-18	0.241 L	20-Jul-18 20:01	1
PFHxA	307-24-4	ND	3.15	5.19	10.4		B8G0137	18-Jul-18	0.241 L	20-Jul-18 20:01	1
PFHpA	375-85-9	ND	3.15	5.19	10.4		B8G0137	18-Jul-18	0.241 L	20-Jul-18 20:01	1
PFHxS	355-46-4	ND	3.15	5.19	10.4		B8G0137	18-Jul-18	0.241 L	20-Jul-18 20:01	1
PFOA	335-67-1	ND	3.15	5.19	10.4		B8G0137	18-Jul-18	0.241 L	20-Jul-18 20:01	1
PFNA	375-95-1	ND	3.15	5.19	10.4		B8G0137	18-Jul-18	0.241 L	20-Jul-18 20:01	1
PFOS	1763-23-1	ND	3.15	5.19	10.4		B8G0137	18-Jul-18	0.241 L	20-Jul-18 20:01	1
PFDA	335-76-2	ND	3.15	5.19	10.4		B8G0137	18-Jul-18	0.241 L	20-Jul-18 20:01	1
MeFOSAA	2355-31-9	ND	3.15	5.19	10.4		B8G0137	18-Jul-18	0.241 L	20-Jul-18 20:01	1
EtFOSAA	2991-50-6	ND	3.15	5.19	10.4		B8G0137	18-Jul-18	0.241 L	20-Jul-18 20:01	1
PFUnA	2058-94-8	ND	3.15	5.19	10.4		B8G0137	18-Jul-18	0.241 L	20-Jul-18 20:01	1
PFDoA	307-55-1	ND	3.15	5.19	10.4		B8G0137	18-Jul-18	0.241 L	20-Jul-18 20:01	1
PFTTrDA	72629-94-8	ND	3.15	5.19	10.4		B8G0137	18-Jul-18	0.241 L	20-Jul-18 20:01	1
PFTeDA	376-06-7	ND	3.15	5.19	10.4		B8G0137	18-Jul-18	0.241 L	20-Jul-18 20:01	1
Labeled Standards	Type	% Recovery	Limits		Qualifiers	Batch	Extracted	Samp Size	Analyzed	Dilution	
13C2-PFHxA	SURR	98.2	70 - 130			B8G0137	18-Jul-18	0.241 L	20-Jul-18 20:01	1	
13C2-PFDA	SURR	88.2	70 - 130			B8G0137	18-Jul-18	0.241 L	20-Jul-18 20:01	1	
d5-EtFOSAA	SURR	99.3	70 - 130			B8G0137	18-Jul-18	0.241 L	20-Jul-18 20:01	1	

DL - Detection Limit

LOD - Limit of Detection

Results reported to the DL

LOQ - Limit of quantitation

When reported, PFHxS, PFOA, PFOS, MeFOSAA and EtFOSAA include both linear and branched isomers. Only the linear isomer is reported for all other analytes

rw 8/13/18



**Sample ID: CBD-1FB04-0718**

**EPA Method 537**

Client Data				Laboratory Data			
Name:	CH2M Hill	Matrix:	Drinking Water	Lab Sample:	1801762-08	Column:	BEH C18
Project:	PFAS DW Investigation CTO-08 NRL CBD	Date Collected:	13-Jul-18 11:48	Date Received:	14-Jul-18 08:57		

8

Analyte	CAS Number	Conc. (ng/L)	DL	LOD	LOQ	Qualifiers	Batch	Extracted	Samp Size	Analyzed	Dilution
PFBS	375-73-5	ND	3.00	4.94	9.86		B8G0137	18-Jul-18	0.253 L	20-Jul-18 20:14	1
PFHxA	307-24-4	ND	3.00	4.94	9.86		B8G0137	18-Jul-18	0.253 L	20-Jul-18 20:14	1
PFHpA	375-85-9	ND	3.00	4.94	9.86		B8G0137	18-Jul-18	0.253 L	20-Jul-18 20:14	1
PFHxS	355-46-4	ND	3.00	4.94	9.86		B8G0137	18-Jul-18	0.253 L	20-Jul-18 20:14	1
PFOA	335-67-1	ND	3.00	4.94	9.86		B8G0137	18-Jul-18	0.253 L	20-Jul-18 20:14	1
PFNA	375-95-1	ND	3.00	4.94	9.86		B8G0137	18-Jul-18	0.253 L	20-Jul-18 20:14	1
PFOS	1763-23-1	ND	3.00	4.94	9.86		B8G0137	18-Jul-18	0.253 L	20-Jul-18 20:14	1
PFDA	335-76-2	ND	3.00	4.94	9.86		B8G0137	18-Jul-18	0.253 L	20-Jul-18 20:14	1
MeFOSAA	2355-31-9	ND	3.00	4.94	9.86		B8G0137	18-Jul-18	0.253 L	20-Jul-18 20:14	1
EtFOSAA	2991-50-6	ND	3.00	4.94	9.86		B8G0137	18-Jul-18	0.253 L	20-Jul-18 20:14	1
PFUnA	2058-94-8	ND	3.00	4.94	9.86		B8G0137	18-Jul-18	0.253 L	20-Jul-18 20:14	1
PFDoA	307-55-1	ND	3.00	4.94	9.86		B8G0137	18-Jul-18	0.253 L	20-Jul-18 20:14	1
PFTTrDA	72629-94-8	ND	3.00	4.94	9.86		B8G0137	18-Jul-18	0.253 L	20-Jul-18 20:14	1
PFTeDA	376-06-7	ND	3.00	4.94	9.86		B8G0137	18-Jul-18	0.253 L	20-Jul-18 20:14	1
Labeled Standards	Type	% Recovery	Limits		Qualifiers	Batch	Extracted	Samp Size	Analyzed	Dilution	
I3C2-PFHxA	SURR	95.2	70 - 130			B8G0137	18-Jul-18	0.253 L	20-Jul-18 20:14	1	
I3C2-PFDA	SURR	89.0	70 - 130			B8G0137	18-Jul-18	0.253 L	20-Jul-18 20:14	1	
d5-EtFOSAA	SURR	99.9	70 - 130			B8G0137	18-Jul-18	0.253 L	20-Jul-18 20:14	1	

DL - Detection Limit

LOD - Limit of Detection

Results reported to the DL

LOQ - Limit of quantitation

When reported, PFHxS, PFOA, PFOS, MeFOSAA and EtFOSAA include both linear and branched isomers. Only the linear isomer is reported for all other analytes

sw 8/13/18

Sample ID: CBD-1RW05-0718

EPA Method 537

Client Data				Laboratory Data			
Name:	CH2M Hill	Matrix:	Drinking Water	Lab Sample:	1801762-09	Column:	BEH C18
Project:	PFAS DW Investigation CTO-08 NRL CBD	Date Collected:	13-Jul-18 12:03	Date Received:	14-Jul-18 08:57		

9

Analyte	CAS Number	Conc. (ng/L)	DL	LOD	LOQ	Qualifiers	Batch	Extracted	Samp Size	Analyzed	Dilution
PFBS	375-73-5	ND	3.09	5.08	10.2		B8G0137	18-Jul-18	0.246 L	20-Jul-18 20:27	1
PFHxA	307-24-4	ND	3.09	5.08	10.2		B8G0137	18-Jul-18	0.246 L	20-Jul-18 20:27	1
PFHpA	375-85-9	ND	3.09	5.08	10.2		B8G0137	18-Jul-18	0.246 L	20-Jul-18 20:27	1
PFHxS	355-46-4	ND	3.09	5.08	10.2		B8G0137	18-Jul-18	0.246 L	20-Jul-18 20:27	1
PFOA	335-67-1	ND	3.09	5.08	10.2		B8G0137	18-Jul-18	0.246 L	20-Jul-18 20:27	1
PFNA	375-95-1	ND	3.09	5.08	10.2		B8G0137	18-Jul-18	0.246 L	20-Jul-18 20:27	1
PFOS	1763-23-1	ND	3.09	5.08	10.2		B8G0137	18-Jul-18	0.246 L	20-Jul-18 20:27	1
PFDA	335-76-2	ND	3.09	5.08	10.2		B8G0137	18-Jul-18	0.246 L	20-Jul-18 20:27	1
MeFOSAA	2355-31-9	ND	3.09	5.08	10.2		B8G0137	18-Jul-18	0.246 L	20-Jul-18 20:27	1
EtFOSAA	2991-50-6	ND	3.09	5.08	10.2		B8G0137	18-Jul-18	0.246 L	20-Jul-18 20:27	1
PFUnA	2058-94-8	ND	3.09	5.08	10.2		B8G0137	18-Jul-18	0.246 L	20-Jul-18 20:27	1
PFDoA	307-55-1	ND	3.09	5.08	10.2		B8G0137	18-Jul-18	0.246 L	20-Jul-18 20:27	1
PFTTrDA	72629-94-8	ND	3.09	5.08	10.2		B8G0137	18-Jul-18	0.246 L	20-Jul-18 20:27	1
PFTeDA	376-06-7	ND	3.09	5.08	10.2		B8G0137	18-Jul-18	0.246 L	20-Jul-18 20:27	1
Labeled Standards	Type	% Recovery	Limits		Qualifiers	Batch	Extracted	Samp Size	Analyzed	Dilution	
13C2-PFHxA	SURR	94.7	70 - 130			B8G0137	18-Jul-18	0.246 L	20-Jul-18 20:27	1	
13C2-PFDA	SURR	90.3	70 - 130			B8G0137	18-Jul-18	0.246 L	20-Jul-18 20:27	1	
d5-EtFOSAA	SURR	97.0	70 - 130			B8G0137	18-Jul-18	0.246 L	20-Jul-18 20:27	1	

DL - Detection Limit

LOD - Limit of Detection

Results reported to the DL

LOQ - Limit of quantitation

When reported, PFHxS, PFOA, PFOS, MeFOSAA and EtFOSAA include both linear and branched isomers. Only the linear isomer is reported for all other analytes

rw 8/13/18

Sample ID: CBD-1FB05-0718

EPA Method 537

Client Data				Laboratory Data			
Name:	CH2M Hill	Matrix:	Drinking Water	Lab Sample:	1801762-10	Column:	BEH C18
Project:	PFAS DW Investigation CTO-08 NRL CBD	Date Collected:	13-Jul-18 12:05	Date Received:	14-Jul-18 08:57		

10

Analyte	CAS Number	Conc. (ng/L)	DL	LOD	LOQ	Qualifiers	Batch	Extracted	Samp Size	Analyzed	Dilution
PFBS	375-73-5	ND	2.96	4.88	9.75		B8G0137	18-Jul-18	0.256 L	20-Jul-18 20:40	1
PFHxA	307-24-4	ND	2.96	4.88	9.75		B8G0137	18-Jul-18	0.256 L	20-Jul-18 20:40	1
PFHpA	375-85-9	ND	2.96	4.88	9.75		B8G0137	18-Jul-18	0.256 L	20-Jul-18 20:40	1
PFHxS	355-46-4	ND	2.96	4.88	9.75		B8G0137	18-Jul-18	0.256 L	20-Jul-18 20:40	1
PFOA	335-67-1	ND	2.96	4.88	9.75		B8G0137	18-Jul-18	0.256 L	20-Jul-18 20:40	1
PFNA	375-95-1	ND	2.96	4.88	9.75		B8G0137	18-Jul-18	0.256 L	20-Jul-18 20:40	1
PFOS	1763-23-1	ND	2.96	4.88	9.75		B8G0137	18-Jul-18	0.256 L	20-Jul-18 20:40	1
PFDA	335-76-2	ND	2.96	4.88	9.75		B8G0137	18-Jul-18	0.256 L	20-Jul-18 20:40	1
MeFOSAA	2355-31-9	ND	2.96	4.88	9.75		B8G0137	18-Jul-18	0.256 L	20-Jul-18 20:40	1
EtFOSAA	2991-50-6	ND	2.96	4.88	9.75		B8G0137	18-Jul-18	0.256 L	20-Jul-18 20:40	1
PFUnA	2058-94-8	ND	2.96	4.88	9.75		B8G0137	18-Jul-18	0.256 L	20-Jul-18 20:40	1
PFDoA	307-55-1	ND	2.96	4.88	9.75		B8G0137	18-Jul-18	0.256 L	20-Jul-18 20:40	1
PFTTrDA	72629-94-8	ND	2.96	4.88	9.75		B8G0137	18-Jul-18	0.256 L	20-Jul-18 20:40	1
PFTeDA	376-06-7	ND	2.96	4.88	9.75		B8G0137	18-Jul-18	0.256 L	20-Jul-18 20:40	1
Labeled Standards	Type	% Recovery	Limits		Qualifiers	Batch	Extracted	Samp Size	Analyzed	Dilution	
13C2-PFHxA	SURR	97.6	70 - 130			B8G0137	18-Jul-18	0.256 L	20-Jul-18 20:40	1	
13C2-PFDA	SURR	91.1	70 - 130			B8G0137	18-Jul-18	0.256 L	20-Jul-18 20:40	1	
d5-EtFOSAA	SURR	91.6	70 - 130			B8G0137	18-Jul-18	0.256 L	20-Jul-18 20:40	1	

DL - Detection Limit

LOD - Limit of Detection

Results reported to the DL

LOQ - Limit of quantitation

When reported, PFHxS, PFOA, PFOS, MeFOSAA and EtFOSAA include both linear and branched isomers. Only the linear isomer is reported for all other analytes.

rev 8/13/18

**Sample ID: CBD-1RW06-0718**

**EPA Method 537**

Client Data				Laboratory Data			
Name:	CH2M Hill	Matrix:	Drinking Water	Lab Sample:	1801762-11	Column:	BEH C18
Project:	PFAS DW Investigation CTO-08 NRL CBD	Date Collected:	13-Jul-18 14:19	Date Received:	14-Jul-18 08:57		

Analyte	CAS Number	Conc. (ng/L)	DL	LOD	LOQ	Qualifiers	Batch	Extracted	Samp Size	Analyzed	Dilution
PFBS	375-73-5	ND	3.07	5.04	10.1		B8G0137	18-Jul-18	0.248 L	20-Jul-18 20:52	1
PFHxA	307-24-4	ND	3.07	5.04	10.1		B8G0137	18-Jul-18	0.248 L	20-Jul-18 20:52	1
PFHpA	375-85-9	ND	3.07	5.04	10.1		B8G0137	18-Jul-18	0.248 L	20-Jul-18 20:52	1
PFHxS	355-46-4	ND	3.07	5.04	10.1		B8G0137	18-Jul-18	0.248 L	20-Jul-18 20:52	1
PFOA	335-67-1	ND	3.07	5.04	10.1		B8G0137	18-Jul-18	0.248 L	20-Jul-18 20:52	1
PFNA	375-95-1	ND	3.07	5.04	10.1		B8G0137	18-Jul-18	0.248 L	20-Jul-18 20:52	1
PFOS	1763-23-1	ND	3.07	5.04	10.1		B8G0137	18-Jul-18	0.248 L	20-Jul-18 20:52	1
PFDA	335-76-2	ND	3.07	5.04	10.1		B8G0137	18-Jul-18	0.248 L	20-Jul-18 20:52	1
MeFOSAA	2355-31-9	ND	3.07	5.04	10.1		B8G0137	18-Jul-18	0.248 L	20-Jul-18 20:52	1
EtFOSAA	2991-50-6	ND	3.07	5.04	10.1		B8G0137	18-Jul-18	0.248 L	20-Jul-18 20:52	1
PFUnA	2058-94-8	ND	3.07	5.04	10.1		B8G0137	18-Jul-18	0.248 L	20-Jul-18 20:52	1
PFDoA	307-55-1	ND	3.07	5.04	10.1		B8G0137	18-Jul-18	0.248 L	20-Jul-18 20:52	1
PFTTrDA	72629-94-8	ND	3.07	5.04	10.1		B8G0137	18-Jul-18	0.248 L	20-Jul-18 20:52	1
PFTeDA	376-06-7	ND	3.07	5.04	10.1		B8G0137	18-Jul-18	0.248 L	20-Jul-18 20:52	1
Labeled Standards	Type	% Recovery	Limits		Qualifiers	Batch	Extracted	Samp Size	Analyzed	Dilution	
13C2-PFHxA	SURR	95.7	70 - 130			B8G0137	18-Jul-18	0.248 L	20-Jul-18 20:52	1	
13C2-PFDA	SURR	83.0	70 - 130			B8G0137	18-Jul-18	0.248 L	20-Jul-18 20:52	1	
d5-EtFOSAA	SURR	81.2	70 - 130			B8G0137	18-Jul-18	0.248 L	20-Jul-18 20:52	1	

DL - Detection Limit

LOD - Limit of Detection

Results reported to the DL

LOQ - Limit of quantitation

When reported, PFHxS, PFOA, PFOS, MeFOSAA and EtFOSAA include both linear and branched isomers. Only the linear isomer is reported for all other analytes

*new 8/13/18*

Sample ID: CBD-1FB06-0718

EPA Method 537

Client Data				Laboratory Data			
Name:	CH2M Hill	Matrix:	Drinking Water	Lab Sample:	1801762-12	Column:	BEH C18
Project:	PFAS DW Investigation CTO-08 NRL CBD	Date Collected:	13-Jul-18 14:21	Date Received:	14-Jul-18 08:57		

12

Analyte	CAS Number	Conc. (ng/L)	DL	LOD	LOQ	Qualifiers	Batch	Extracted	Samp Size	Analyzed	Dilution
PFBS	375-73-5	ND	3.20	5.27	10.5		B8G0137	18-Jul-18	0.237 L	20-Jul-18 21:05	1
PFHxA	307-24-4	ND	3.20	5.27	10.5		B8G0137	18-Jul-18	0.237 L	20-Jul-18 21:05	1
PFHpA	375-85-9	ND	3.20	5.27	10.5		B8G0137	18-Jul-18	0.237 L	20-Jul-18 21:05	1
PFHxS	355-46-4	ND	3.20	5.27	10.5		B8G0137	18-Jul-18	0.237 L	20-Jul-18 21:05	1
PFOA	335-67-1	ND	3.20	5.27	10.5		B8G0137	18-Jul-18	0.237 L	20-Jul-18 21:05	1
PFNA	375-95-1	ND	3.20	5.27	10.5		B8G0137	18-Jul-18	0.237 L	20-Jul-18 21:05	1
PFOS	1763-23-1	ND	3.20	5.27	10.5		B8G0137	18-Jul-18	0.237 L	20-Jul-18 21:05	1
PFDA	335-76-2	ND	3.20	5.27	10.5		B8G0137	18-Jul-18	0.237 L	20-Jul-18 21:05	1
MeFOSAA	2355-31-9	ND	3.20	5.27	10.5		B8G0137	18-Jul-18	0.237 L	20-Jul-18 21:05	1
EtFOSAA	2991-50-6	ND	3.20	5.27	10.5		B8G0137	18-Jul-18	0.237 L	20-Jul-18 21:05	1
PFUnA	2058-94-8	ND	3.20	5.27	10.5		B8G0137	18-Jul-18	0.237 L	20-Jul-18 21:05	1
PFDoA	307-55-1	ND	3.20	5.27	10.5		B8G0137	18-Jul-18	0.237 L	20-Jul-18 21:05	1
PFTTrDA	72629-94-8	ND	3.20	5.27	10.5		B8G0137	18-Jul-18	0.237 L	20-Jul-18 21:05	1
PFTeDA	376-06-7	ND	3.20	5.27	10.5		B8G0137	18-Jul-18	0.237 L	20-Jul-18 21:05	1
Labeled Standards	Type	% Recovery	Limits		Qualifiers	Batch	Extracted	Samp Size	Analyzed	Dilution	
13C2-PFHxA	SURR	91.4	70 - 130			B8G0137	18-Jul-18	0.237 L	20-Jul-18 21:05	1	
13C2-PFDA	SURR	83.1	70 - 130			B8G0137	18-Jul-18	0.237 L	20-Jul-18 21:05	1	
d5-EtFOSAA	SURR	102	70 - 130			B8G0137	18-Jul-18	0.237 L	20-Jul-18 21:05	1	

DL - Detection Limit

LOD - Limit of Detection

Results reported to the DL

LOQ - Limit of quantitation

When reported, PFHxS, PFOA, PFOS, MeFOSAA and EtFOSAA include both linear and branched isomers. Only the linear isomer is reported for all other analytes.

see 81131.8



**Sample ID: CBD-1RW07-0718** **EPA Method 537**

Client Data				Laboratory Data			
Name:	CH2M Hill	Matrix:	Drinking Water	Lab Sample:	1801762-13	Column:	BEH C18 <span style="color: red; font-size: 1.2em;">13</span>
Project:	PFAS DW Investigation CTO-08 NRL CBD	Date Collected:	13-Jul-18 14:55	Date Received:	14-Jul-18 08:57		

Analyte	CAS Number	Conc. (ng/L)	DL	LOD	LOQ	Qualifiers	Batch	Extracted	Samp Size	Analyzed	Dilution
PFBS	375-73-5	ND	3.05	5.02	10.0		B8G0137	18-Jul-18	0.249 L	20-Jul-18 21:18	1
PFHxA	307-24-4	ND	3.05	5.02	10.0		B8G0137	18-Jul-18	0.249 L	20-Jul-18 21:18	1
PFHpA	375-85-9	ND	3.05	5.02	10.0		B8G0137	18-Jul-18	0.249 L	20-Jul-18 21:18	1
PFHxS	355-46-4	ND	3.05	5.02	10.0		B8G0137	18-Jul-18	0.249 L	20-Jul-18 21:18	1
PFOA	335-67-1	ND	3.05	5.02	10.0		B8G0137	18-Jul-18	0.249 L	20-Jul-18 21:18	1
PFNA	375-95-1	ND	3.05	5.02	10.0		B8G0137	18-Jul-18	0.249 L	20-Jul-18 21:18	1
PFOS	1763-23-1	ND	3.05	5.02	10.0		B8G0137	18-Jul-18	0.249 L	20-Jul-18 21:18	1
PFDA	335-76-2	ND	3.05	5.02	10.0		B8G0137	18-Jul-18	0.249 L	20-Jul-18 21:18	1
MeFOSAA	2355-31-9	ND	3.05	5.02	10.0		B8G0137	18-Jul-18	0.249 L	20-Jul-18 21:18	1
EtFOSAA	2991-50-6	ND	3.05	5.02	10.0		B8G0137	18-Jul-18	0.249 L	20-Jul-18 21:18	1
PFUnA	2058-94-8	ND	3.05	5.02	10.0		B8G0137	18-Jul-18	0.249 L	20-Jul-18 21:18	1
PFDoA	307-55-1	ND	3.05	5.02	10.0		B8G0137	18-Jul-18	0.249 L	20-Jul-18 21:18	1
PFTTrDA	72629-94-8	ND	3.05	5.02	10.0		B8G0137	18-Jul-18	0.249 L	20-Jul-18 21:18	1
PFTeDA	376-06-7	ND	3.05	5.02	10.0		B8G0137	18-Jul-18	0.249 L	20-Jul-18 21:18	1
Labeled Standards	Type	% Recovery	Limits		Qualifiers	Batch	Extracted	Samp Size	Analyzed	Dilution	
13C2-PFHxA	SURR	93.6	70 - 130			B8G0137	18-Jul-18	0.249 L	20-Jul-18 21:18	1	
13C2-PFDA	SURR	89.2	70 - 130			B8G0137	18-Jul-18	0.249 L	20-Jul-18 21:18	1	
d5-EtFOSAA	SURR	95.9	70 - 130			B8G0137	18-Jul-18	0.249 L	20-Jul-18 21:18	1	

DL - Detection Limit

LOD - Limit of Detection

Results reported to the DL

LOQ - Limit of quantitation

When reported, PFHxS, PFOA, PFOS, MeFOSAA and EtFOSAA include both linear and branched isomers. Only the linear isomer is reported for all other analytes

new 8/13/18

**Sample ID: CBD-1FB07-0718** **EPA Method 537**

Client Data				Laboratory Data			
Name:	CH2M Hill	Matrix:	Drinking Water	Lab Sample:	1801762-14	Column:	BEH C18
Project:	PFAS DW Investigation CTO-08 NRL CBD	Date Collected:	13-Jul-18 14:57	Date Received:	14-Jul-18 08:57		

14

Analyte	CAS Number	Conc. (ng/L)	DL	LOD	LOQ	Qualifiers	Batch	Extracted	Samp Size	Analyzed	Dilution
PFBS	375-73-5	ND	3.04	5.00	10.0		B8G0137	18-Jul-18	0.250 L	20-Jul-18 21:31	1
PFHxA	307-24-4	ND	3.04	5.00	10.0		B8G0137	18-Jul-18	0.250 L	20-Jul-18 21:31	1
PFHpA	375-85-9	ND	3.04	5.00	10.0		B8G0137	18-Jul-18	0.250 L	20-Jul-18 21:31	1
PFHxS	355-46-4	ND	3.04	5.00	10.0		B8G0137	18-Jul-18	0.250 L	20-Jul-18 21:31	1
PFOA	335-67-1	ND	3.04	5.00	10.0		B8G0137	18-Jul-18	0.250 L	20-Jul-18 21:31	1
PFNA	375-95-1	ND	3.04	5.00	10.0		B8G0137	18-Jul-18	0.250 L	20-Jul-18 21:31	1
PFOS	1763-23-1	ND	3.04	5.00	10.0		B8G0137	18-Jul-18	0.250 L	20-Jul-18 21:31	1
PFDA	335-76-2	ND	3.04	5.00	10.0		B8G0137	18-Jul-18	0.250 L	20-Jul-18 21:31	1
MeFOSAA	2355-31-9	ND	3.04	5.00	10.0		B8G0137	18-Jul-18	0.250 L	20-Jul-18 21:31	1
EtFOSAA	2991-50-6	ND	3.04	5.00	10.0		B8G0137	18-Jul-18	0.250 L	20-Jul-18 21:31	1
PFUnA	2058-94-8	ND	3.04	5.00	10.0		B8G0137	18-Jul-18	0.250 L	20-Jul-18 21:31	1
PFDoA	307-55-1	ND	3.04	5.00	10.0		B8G0137	18-Jul-18	0.250 L	20-Jul-18 21:31	1
PFTrDA	72629-94-8	ND	3.04	5.00	10.0		B8G0137	18-Jul-18	0.250 L	20-Jul-18 21:31	1
PFTeDA	376-06-7	ND	3.04	5.00	10.0		B8G0137	18-Jul-18	0.250 L	20-Jul-18 21:31	1
Labeled Standards	Type	% Recovery	Limits		Qualifiers	Batch	Extracted	Samp Size	Analyzed	Dilution	
13C2-PFHxA	SURR	93.1	70 - 130			B8G0137	18-Jul-18	0.250 L	20-Jul-18 21:31	1	
13C2-PFDA	SURR	86.8	70 - 130			B8G0137	18-Jul-18	0.250 L	20-Jul-18 21:31	1	
d5-EtFOSAA	SURR	109	70 - 130			B8G0137	18-Jul-18	0.250 L	20-Jul-18 21:31	1	

DL - Detection Limit

LOD - Limit of Detection

Results reported to the DL

LOQ - Limit of quantitation

When reported, PFHxS, PFOA, PFOS, MeFOSAA and EtFOSAA include both linear and branched isomers. Only the linear isomer is reported for all other analytes.

see 8/13/18

Sample ID: CBD-1RW08-0718

EPA Method 537

Client Data				Laboratory Data			
Name:	CH2M Hill	Matrix:	Drinking Water	Lab Sample:	1801762-15	Column:	BEH C18
Project:	PFAS DW Investigation CTO-08 NRL CBD	Date Collected:	13-Jul-18 15:48	Date Received:	14-Jul-18 08:57		

15

Analyte	CAS Number	Conc. (ng/L)	DL	LOD	LOQ	Qualifiers	Batch	Extracted	Samp Size	Analyzed	Dilution
PFBS	375-73-5	ND	3.06	5.04	10.1		B8G0137	18-Jul-18	0.248 L	20-Jul-18 21:44	1
PFHxA	307-24-4	ND	3.06	5.04	10.1		B8G0137	18-Jul-18	0.248 L	20-Jul-18 21:44	1
PFHpA	375-85-9	ND	3.06	5.04	10.1		B8G0137	18-Jul-18	0.248 L	20-Jul-18 21:44	1
PFHxS	355-46-4	ND	3.06	5.04	10.1		B8G0137	18-Jul-18	0.248 L	20-Jul-18 21:44	1
PFOA	335-67-1	ND	3.06	5.04	10.1		B8G0137	18-Jul-18	0.248 L	20-Jul-18 21:44	1
PFNA	375-95-1	ND	3.06	5.04	10.1		B8G0137	18-Jul-18	0.248 L	20-Jul-18 21:44	1
PFOS	1763-23-1	ND	3.06	5.04	10.1		B8G0137	18-Jul-18	0.248 L	20-Jul-18 21:44	1
PFDA	335-76-2	ND	3.06	5.04	10.1		B8G0137	18-Jul-18	0.248 L	20-Jul-18 21:44	1
MeFOSAA	2355-31-9	ND	3.06	5.04	10.1		B8G0137	18-Jul-18	0.248 L	20-Jul-18 21:44	1
EtFOSAA	2991-50-6	ND	3.06	5.04	10.1		B8G0137	18-Jul-18	0.248 L	20-Jul-18 21:44	1
PFUnA	2058-94-8	ND	3.06	5.04	10.1		B8G0137	18-Jul-18	0.248 L	20-Jul-18 21:44	1
PFDaA	307-55-1	ND	3.06	5.04	10.1		B8G0137	18-Jul-18	0.248 L	20-Jul-18 21:44	1
PFTrDA	72629-94-8	ND	3.06	5.04	10.1		B8G0137	18-Jul-18	0.248 L	20-Jul-18 21:44	1
PFTeDA	376-06-7	ND	3.06	5.04	10.1		B8G0137	18-Jul-18	0.248 L	20-Jul-18 21:44	1
Labeled Standards	Type	% Recovery	Limits		Qualifiers	Batch	Extracted	Samp Size	Analyzed	Dilution	
13C2-PFHxA	SURR	91.6	70 - 130			B8G0137	18-Jul-18	0.248 L	20-Jul-18 21:44	1	
13C2-PFDA	SURR	84.3	70 - 130			B8G0137	18-Jul-18	0.248 L	20-Jul-18 21:44	1	
d5-EtFOSAA	SURR	92.9	70 - 130			B8G0137	18-Jul-18	0.248 L	20-Jul-18 21:44	1	

DL - Detection Limit

LOD - Limit of Detection

Results reported to the DL

LOQ - Limit of quantitation

When reported, PFHxS, PFOA, PFOS, MeFOSAA and EtFOSAA include both linear and branched isomers. Only the linear isomer is reported for all other analytes

dw 8/13/18

Sample ID: CBD-1FB08-0718

EPA Method 537

Client Data				Laboratory Data			
Name:	CH2M Hill	Matrix:	Drinking Water	Lab Sample:	1801762-16	Column:	BEH C18
Project:	PFAS DW Investigation CTO-08 NRL CBD	Date Collected:	13-Jul-18 15:50	Date Received:	14-Jul-18 08:57		

16

Analyte	CAS Number	Conc. (ng/L)	DL	LOD	LOQ	Qualifiers	Batch	Extracted	Samp Size	Analyzed	Dilution
PFBS	375-73-5	ND	3.01	4.96	9.92		B8G0137	18-Jul-18	0.252 L	20-Jul-18 21:56	1
PFHxA	307-24-4	ND	3.01	4.96	9.92		B8G0137	18-Jul-18	0.252 L	20-Jul-18 21:56	1
PFHpA	375-85-9	ND	3.01	4.96	9.92		B8G0137	18-Jul-18	0.252 L	20-Jul-18 21:56	1
PFHxS	355-46-4	ND	3.01	4.96	9.92		B8G0137	18-Jul-18	0.252 L	20-Jul-18 21:56	1
PFOA	335-67-1	ND	3.01	4.96	9.92		B8G0137	18-Jul-18	0.252 L	20-Jul-18 21:56	1
PFNA	375-95-1	ND	3.01	4.96	9.92		B8G0137	18-Jul-18	0.252 L	20-Jul-18 21:56	1
PFOS	1763-23-1	ND	3.01	4.96	9.92		B8G0137	18-Jul-18	0.252 L	20-Jul-18 21:56	1
PFDA	335-76-2	ND	3.01	4.96	9.92		B8G0137	18-Jul-18	0.252 L	20-Jul-18 21:56	1
MeFOSAA	2355-31-9	ND	3.01	4.96	9.92		B8G0137	18-Jul-18	0.252 L	20-Jul-18 21:56	1
EtFOSAA	2991-50-6	ND	3.01	4.96	9.92		B8G0137	18-Jul-18	0.252 L	20-Jul-18 21:56	1
PFUnA	2058-94-8	ND	3.01	4.96	9.92		B8G0137	18-Jul-18	0.252 L	20-Jul-18 21:56	1
PFDoA	307-55-1	ND	3.01	4.96	9.92		B8G0137	18-Jul-18	0.252 L	20-Jul-18 21:56	1
PFTTrDA	72629-94-8	ND	3.01	4.96	9.92		B8G0137	18-Jul-18	0.252 L	20-Jul-18 21:56	1
PFTeDA	376-06-7	ND	3.01	4.96	9.92		B8G0137	18-Jul-18	0.252 L	20-Jul-18 21:56	1
Labeled Standards	Type	% Recovery	Limits		Qualifiers	Batch	Extracted	Samp Size	Analyzed	Dilution	
I3C2-PFHxA	SURR	93.0	70 - 130			B8G0137	18-Jul-18	0.252 L	20-Jul-18 21:56	1	
I3C2-PFDA	SURR	87.8	70 - 130			B8G0137	18-Jul-18	0.252 L	20-Jul-18 21:56	1	
d5-EtFOSAA	SURR	107	70 - 130			B8G0137	18-Jul-18	0.252 L	20-Jul-18 21:56	1	

DL - Detection Limit

LOD - Limit of Detection

Results reported to the DL

LOQ - Limit of quantitation

When reported, PFHxS, PFOA, PFOS, MeFOSAA and EtFOSAA include both linear and branched isomers. Only the linear isomer is reported for all other analytes.

nw 8/13/18

Sample ID: CBD-1RW09-0718

EPA Method 537

Client Data				Laboratory Data			
Name:	CH2M Hill	Matrix:	Drinking Water	Lab Sample:	1801762-17	Column:	BEH C18
Project:	PFAS DW Investigation CTO-08 NRL CBD	Date Collected:	13-Jul-18 16:25	Date Received:	14-Jul-18 08:57		

17

Analyte	CAS Number	Conc. (ng/L)	DL	LOD	LOQ	Qualifiers	Batch	Extracted	Samp Size	Analyzed	Dilution
PFBS	375-73-5	ND	3.15	5.19	10.4		B8G0137	18-Jul-18	0.241 L	20-Jul-18 22:09	1
PFHxA	307-24-4	ND	3.15	5.19	10.4		B8G0137	18-Jul-18	0.241 L	20-Jul-18 22:09	1
PFHpA	375-85-9	ND	3.15	5.19	10.4		B8G0137	18-Jul-18	0.241 L	20-Jul-18 22:09	1
PFHxS	355-46-4	ND	3.15	5.19	10.4		B8G0137	18-Jul-18	0.241 L	20-Jul-18 22:09	1
PFOA	335-67-1	ND	3.15	5.19	10.4		B8G0137	18-Jul-18	0.241 L	20-Jul-18 22:09	1
PFNA	375-95-1	ND	3.15	5.19	10.4		B8G0137	18-Jul-18	0.241 L	20-Jul-18 22:09	1
PFOS	1763-23-1	ND	3.15	5.19	10.4		B8G0137	18-Jul-18	0.241 L	20-Jul-18 22:09	1
PFDA	335-76-2	ND	3.15	5.19	10.4		B8G0137	18-Jul-18	0.241 L	20-Jul-18 22:09	1
MeFOSAA	2355-31-9	ND	3.15	5.19	10.4		B8G0137	18-Jul-18	0.241 L	20-Jul-18 22:09	1
EtFOSAA	2991-50-6	ND	3.15	5.19	10.4		B8G0137	18-Jul-18	0.241 L	20-Jul-18 22:09	1
PFUnA	2058-94-8	ND	3.15	5.19	10.4		B8G0137	18-Jul-18	0.241 L	20-Jul-18 22:09	1
PFDoA	307-55-1	ND	3.15	5.19	10.4		B8G0137	18-Jul-18	0.241 L	20-Jul-18 22:09	1
PFTTrDA	72629-94-8	ND	3.15	5.19	10.4		B8G0137	18-Jul-18	0.241 L	20-Jul-18 22:09	1
PFTeDA	376-06-7	ND	3.15	5.19	10.4		B8G0137	18-Jul-18	0.241 L	20-Jul-18 22:09	1
Labeled Standards	Type	% Recovery	Limits		Qualifiers	Batch	Extracted	Samp Size	Analyzed	Dilution	
13C2-PFHxA	SURR	95.6	70 - 130			B8G0137	18-Jul-18	0.241 L	20-Jul-18 22:09	1	
13C2-PFDA	SURR	89.6	70 - 130			B8G0137	18-Jul-18	0.241 L	20-Jul-18 22:09	1	
d5-EtFOSAA	SURR	83.5	70 - 130			B8G0137	18-Jul-18	0.241 L	20-Jul-18 22:09	1	

DL - Detection Limit

LOD - Limit of Detection

Results reported to the DL

LOQ - Limit of quantitation

When reported, PFHxS, PFOA, PFOS, MeFOSAA and EtFOSAA include both linear and branched isomers. Only the linear isomer is reported for all other analytes

813/18



Sample ID: CBD-1FB09-0718							EPA Method 537				
Client Data				Laboratory Data							
Name:	CH2M Hill	Matrix:	Drinking Water	Lab Sample:	1801762-18	Column:	BEH C18	18			
Project:	PFAS DW Investigation CTO-08 NRL CBD	Date Collected:	13-Jul-18 16:27	Date Received:	14-Jul-18 08:57						
Analyte	CAS Number	Conc. (ng/L)	DL	LOD	LOQ	Qualifiers	Batch	Extracted	Samp Size	Analyzed	Dilution
PFBS	375-73-5	ND	3.05	5.00	10.0		B8G0137	18-Jul-18	0.250 L	20-Jul-18 22:22	1
PFHxA	307-24-4	ND	3.05	5.00	10.0		B8G0137	18-Jul-18	0.250 L	20-Jul-18 22:22	1
PFHpA	375-85-9	ND	3.05	5.00	10.0		B8G0137	18-Jul-18	0.250 L	20-Jul-18 22:22	1
PFHxS	355-46-4	ND	3.05	5.00	10.0		B8G0137	18-Jul-18	0.250 L	20-Jul-18 22:22	1
PFOA	335-67-1	ND	3.05	5.00	10.0		B8G0137	18-Jul-18	0.250 L	20-Jul-18 22:22	1
PFNA	375-95-1	ND	3.05	5.00	10.0		B8G0137	18-Jul-18	0.250 L	20-Jul-18 22:22	1
PFOS	1763-23-1	ND	3.05	5.00	10.0		B8G0137	18-Jul-18	0.250 L	20-Jul-18 22:22	1
PFDA	335-76-2	ND	3.05	5.00	10.0		B8G0137	18-Jul-18	0.250 L	20-Jul-18 22:22	1
MeFOSAA	2355-31-9	ND	3.05	5.00	10.0		B8G0137	18-Jul-18	0.250 L	20-Jul-18 22:22	1
EtFOSAA	2991-50-6	ND	3.05	5.00	10.0		B8G0137	18-Jul-18	0.250 L	20-Jul-18 22:22	1
PFUnA	2058-94-8	ND	3.05	5.00	10.0		B8G0137	18-Jul-18	0.250 L	20-Jul-18 22:22	1
PFDoA	307-55-1	ND	3.05	5.00	10.0		B8G0137	18-Jul-18	0.250 L	20-Jul-18 22:22	1
PFTTrDA	72629-94-8	ND	3.05	5.00	10.0		B8G0137	18-Jul-18	0.250 L	20-Jul-18 22:22	1
PFTeDA	376-06-7	ND	3.05	5.00	10.0		B8G0137	18-Jul-18	0.250 L	20-Jul-18 22:22	1
Labeled Standards	Type	% Recovery	Limits		Qualifiers	Batch	Extracted	Samp Size	Analyzed	Dilution	
13C2-PFHxA	SURR	88.8	70 - 130			B8G0137	18-Jul-18	0.250 L	20-Jul-18 22:22	1	
13C2-PFDA	SURR	89.5	70 - 130			B8G0137	18-Jul-18	0.250 L	20-Jul-18 22:22	1	
d5-EtFOSAA	SURR	90.1	70 - 130			B8G0137	18-Jul-18	0.250 L	20-Jul-18 22:22	1	

DL - Detection Limit

LOD - Limit of Detection

Results reported to the DL

LOQ - Limit of quantitation

When reported, PFHxS, PFOA, PFOS, MeFOSAA and EtFOSAA include both linear and branched isomers. Only the linear isomer is reported for all other analytes.

new 8/13/18

**Sample ID: CBD-1RW10-0718** **EPA Method 537**

Client Data				Laboratory Data			
Name:	CH2M Hill	Matrix:	Drinking Water	Lab Sample:	1801762-19	Column:	BEH C18 <span style="color: red; font-size: 2em;">19</span>
Project:	PFAS DW Investigation CTO-08 NRL CBD	Date Collected:	13-Jul-18 16:40	Date Received:	14-Jul-18 08:57		

Analyte	CAS Number	Conc. (ng/L)	DL	LOD	LOQ	Qualifiers	Batch	Extracted	Samp Size	Analyzed	Dilution
PFBS	375-73-5	ND	3.19	5.25	10.5		B8G0137	18-Jul-18	0.238 L	20-Jul-18 22:35	1
PFHxA	307-24-4	ND	3.19	5.25	10.5		B8G0137	18-Jul-18	0.238 L	20-Jul-18 22:35	1
PFHpA	375-85-9	ND	3.19	5.25	10.5		B8G0137	18-Jul-18	0.238 L	20-Jul-18 22:35	1
PFHxS	355-46-4	ND	3.19	5.25	10.5		B8G0137	18-Jul-18	0.238 L	20-Jul-18 22:35	1
PFOA	335-67-1	ND	3.19	5.25	10.5		B8G0137	18-Jul-18	0.238 L	20-Jul-18 22:35	1
PFNA	375-95-1	ND	3.19	5.25	10.5		B8G0137	18-Jul-18	0.238 L	20-Jul-18 22:35	1
PFOS	1763-23-1	ND	3.19	5.25	10.5		B8G0137	18-Jul-18	0.238 L	20-Jul-18 22:35	1
PFDA	335-76-2	ND	3.19	5.25	10.5		B8G0137	18-Jul-18	0.238 L	20-Jul-18 22:35	1
MeFOSAA	2355-31-9	ND	3.19	5.25	10.5		B8G0137	18-Jul-18	0.238 L	20-Jul-18 22:35	1
EtFOSAA	2991-50-6	ND	3.19	5.25	10.5		B8G0137	18-Jul-18	0.238 L	20-Jul-18 22:35	1
PFUnA	2058-94-8	ND	3.19	5.25	10.5		B8G0137	18-Jul-18	0.238 L	20-Jul-18 22:35	1
PFDoA	307-55-1	ND	3.19	5.25	10.5		B8G0137	18-Jul-18	0.238 L	20-Jul-18 22:35	1
PFTTrDA	72629-94-8	ND	3.19	5.25	10.5		B8G0137	18-Jul-18	0.238 L	20-Jul-18 22:35	1
PFTeDA	376-06-7	ND	3.19	5.25	10.5		B8G0137	18-Jul-18	0.238 L	20-Jul-18 22:35	1
Labeled Standards	Type	% Recovery	Limits		Qualifiers	Batch	Extracted	Samp Size	Analyzed	Dilution	
I3C2-PFHxA	SURR	91.0	70 - 130			B8G0137	18-Jul-18	0.238 L	20-Jul-18 22:35	1	
I3C2-PFDA	SURR	83.1	70 - 130			B8G0137	18-Jul-18	0.238 L	20-Jul-18 22:35	1	
d5-EtFOSAA	SURR	90.3	70 - 130			B8G0137	18-Jul-18	0.238 L	20-Jul-18 22:35	1	

DL - Detection Limit      LOD - Limit of Detection      Results reported to the DL      When reported, PFHxS, PFOA, PFOS, MeFOSAA and EtFOSAA include both linear and branched isomers. Only the linear isomer is reported for all other analytes

LOQ - Limit of quantitation

see 8/13/18

Sample ID: CBD-1FB10-0718

EPA Method 537

Client Data				Laboratory Data			
Name:	CH2M Hill	Matrix:	Drinking Water	Lab Sample:	1801762-20	Column:	BEH C18
Project:	PFAS DW Investigation CTO-08 NRL CBD	Date Collected:	13-Jul-18 16:45	Date Received:	14-Jul-18 08:57		

20

Analyte	CAS Number	Conc. (ng/L)	DL	LOD	LOQ	Qualifiers	Batch	Extracted	Samp Size	Analyzed	Dilution
PFBS	375-73-5	ND	3.11	5.10	10.2		B8G0137	18-Jul-18	0.245 L	20-Jul-18 22:48	1
PFHxA	307-24-4	ND	3.11	5.10	10.2		B8G0137	18-Jul-18	0.245 L	20-Jul-18 22:48	1
PFHpA	375-85-9	ND	3.11	5.10	10.2		B8G0137	18-Jul-18	0.245 L	20-Jul-18 22:48	1
PFHxS	355-46-4	ND	3.11	5.10	10.2		B8G0137	18-Jul-18	0.245 L	20-Jul-18 22:48	1
PFOA	335-67-1	ND	3.11	5.10	10.2		B8G0137	18-Jul-18	0.245 L	20-Jul-18 22:48	1
PFNA	375-95-1	ND	3.11	5.10	10.2		B8G0137	18-Jul-18	0.245 L	20-Jul-18 22:48	1
PFOS	1763-23-1	ND	3.11	5.10	10.2		B8G0137	18-Jul-18	0.245 L	20-Jul-18 22:48	1
PFDA	335-76-2	ND	3.11	5.10	10.2		B8G0137	18-Jul-18	0.245 L	20-Jul-18 22:48	1
MeFOSAA	2355-31-9	ND	3.11	5.10	10.2		B8G0137	18-Jul-18	0.245 L	20-Jul-18 22:48	1
EtFOSAA	2991-50-6	ND	3.11	5.10	10.2		B8G0137	18-Jul-18	0.245 L	20-Jul-18 22:48	1
PFUnA	2058-94-8	ND	3.11	5.10	10.2		B8G0137	18-Jul-18	0.245 L	20-Jul-18 22:48	1
PFDoA	307-55-1	ND	3.11	5.10	10.2		B8G0137	18-Jul-18	0.245 L	20-Jul-18 22:48	1
PFTTrDA	72629-94-8	ND	3.11	5.10	10.2		B8G0137	18-Jul-18	0.245 L	20-Jul-18 22:48	1
PFTeDA	376-06-7	ND	3.11	5.10	10.2		B8G0137	18-Jul-18	0.245 L	20-Jul-18 22:48	1
Labeled Standards	Type	% Recovery	Limits		Qualifiers	Batch	Extracted	Samp Size	Analyzed	Dilution	
13C2-PFHxA	SURR	89.9	70 - 130			B8G0137	18-Jul-18	0.245 L	20-Jul-18 22:48	1	
13C2-PFDA	SURR	83.2	70 - 130			B8G0137	18-Jul-18	0.245 L	20-Jul-18 22:48	1	
d5-EtFOSAA	SURR	88.2	70 - 130			B8G0137	18-Jul-18	0.245 L	20-Jul-18 22:48	1	

DL - Detection Limit

LOD - Limit of Detection

Results reported to the DL

LOQ - Limit of quantitation

When reported, PFHxS, PFOA, PFOS, MeFOSAA and EtFOSAA include both linear and branched isomers. Only the linear isomer is reported for all other analytes

nr 8/13/18





Basemap Data: Esri

- Legend**
- Sampling Area
  - Sampling Area
  - Site 10 Boundary
  - Base Boundary
  - Surface Water
  - 5-foot Contour Interval (dashed where inferred)
  - Direction of Shallow Groundwater Flow
  - Assumed Stream Channel
  - Stream

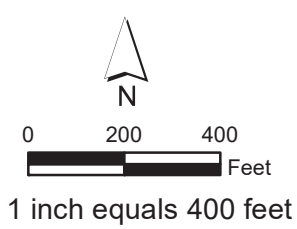


Figure 1  
Off-Base Drinking Water Sampling Results through November 2018  
NRL - Chesapeake Bay Detachment  
Chesapeake Beach, Maryland