



SDG # 1803143

**Off-base Drinking Water Sample Results,  
Level 4 Laboratory Report, Electronic Data Deliverable,  
Data Validation Report, and the Sample Location Figure,  
SDG 1803143**

*Naval Research Laboratory – Chesapeake Bay  
Detachment  
Chesapeake Beach, Maryland*

February 2019



October 02, 2018

**Vista Work Order No. 1803143**

Ms. Tiffany Hill  
CH2M Hill  
1100 NE Circle Blvd. Suite 300  
Corvallis, OR 97330

Dear Ms. Hill,

Enclosed are the results for the sample set received at Vista Analytical Laboratory on September 25, 2018 under your Project Name '679580.14.FI.FS'.

Vista Analytical Laboratory is committed to serving you effectively. If you require additional information, please contact me at 916-673-1520 or by email at [mmaier@vista-analytical.com](mailto:mmaier@vista-analytical.com).

Thank you for choosing Vista as part of your analytical support team.

Sincerely,

A handwritten signature in black ink that reads "Martha Maier" with a stylized flourish at the end.

Martha Maier  
Laboratory Director



*Vista Analytical Laboratory certifies that the report herein meets all the requirements set forth by NELAP for those applicable test methods. Results relate only to the samples as received by the laboratory. This report should not be reproduced except in full without the written approval of Vista.*

**Vista Work Order No. 1803143**

**Case Narrative**

**Sample Condition on Receipt:**

Four drinking water samples were received in good condition and within the method temperature requirements. The samples were received and stored securely in accordance with Vista standard operating procedures and EPA methodology.

**Analytical Notes:**

**EPA Method 537, Rev. 1.1**

The samples were extracted and analyzed for a selected list of 14 PFAS using EPA Method 537, Rev. 1.1.

**Holding Times**

The samples were extracted and analyzed within the method hold times.

**Quality Control**

The Initial Calibration and Continuing Calibration Verifications met the method acceptance criteria.

Two Laboratory Fortified Blanks (LFB/LFBD) and a Laboratory Reagent Blank (LRB) were extracted and analyzed with the preparation batch. No analytes were detected in the Laboratory Reagent Blank. The LFB/LFBD recoveries were within the method acceptance criteria.

As requested, an LFSM/LFSMD was performed on sample "CBD-1RW41-0918". The LFSM recovery of PFDoA was >130%. All other analytes in the LFSM and the LFSMD were within the method acceptance criteria.

The labeled standard recoveries for all QC and field samples were within the acceptance criteria.

## Table of Contents

Case Narrative.....	1
Table of Contents.....	3
Sample Inventory.....	4
Analytical Results.....	5
Qualifiers.....	13
Certifications.....	14
Sample Receipt.....	17
Extraction Information.....	20
Sample Data - EPA Method 537.....	24
IIS Areas and CCVs.....	65
ICAL with ICV and IB.....	104

# Sample Inventory Report

Vista Sample ID	Client Sample ID	Sampled	Received	Components/Containers
1803143-01	CBD-1RW41-0918	MS/MSD24-Sep-18 14:33	25-Sep-18 09:54	HDPE Bottle, 250 mL HDPE Bottle, 250 mL HDPE Bottle, 250 mL HDPE Bottle, 250 mL HDPE Bottle, 250 mL HDPE Bottle, 250 mL
1803143-02	CBD-1FB41-0918	24-Sep-18 14:34	25-Sep-18 09:54	HDPE Bottle, 250 mL HDPE Bottle, 250 mL
1803143-03	CBD-1RW42-0918	24-Sep-18 15:27	25-Sep-18 09:54	HDPE Bottle, 250 mL HDPE Bottle, 250 mL
1803143-04	CBD-1FB42-0918	24-Sep-18 15:28	25-Sep-18 09:54	HDPE Bottle, 250 mL HDPE Bottle, 250 mL

## **ANALYTICAL RESULTS**

**Sample ID: LRB** **EPA Method 537**

<b>Client Data</b>				<b>Laboratory Data</b>							
Name:	CH2M Hill	Matrix:	Aqueous	Lab Sample:	B8I0193-BLK1	Column:	BEH C18				
Project:	679580.14.FI.FS										

Analyte	CAS Number	Conc. (ng/L)	DL	LOD	LOQ	Qualifiers	Batch	Extracted	Samp Size	Analyzed	Dilution
PFBS	375-73-5	ND	3.04	5.00	10.0		B8I0193	26-Sep-18	0.250 L	27-Sep-18 23:15	1
PFHxA	307-24-4	ND	3.04	5.00	10.0		B8I0193	26-Sep-18	0.250 L	27-Sep-18 23:15	1
PFHpA	375-85-9	ND	3.04	5.00	10.0		B8I0193	26-Sep-18	0.250 L	27-Sep-18 23:15	1
PFHxS	355-46-4	ND	3.04	5.00	10.0		B8I0193	26-Sep-18	0.250 L	27-Sep-18 23:15	1
PFOA	335-67-1	ND	3.04	5.00	10.0		B8I0193	26-Sep-18	0.250 L	27-Sep-18 23:15	1
PFNA	375-95-1	ND	3.04	5.00	10.0		B8I0193	26-Sep-18	0.250 L	27-Sep-18 23:15	1
PFOS	1763-23-1	ND	3.04	5.00	10.0		B8I0193	26-Sep-18	0.250 L	27-Sep-18 23:15	1
PFDA	335-76-2	ND	3.04	5.00	10.0		B8I0193	26-Sep-18	0.250 L	27-Sep-18 23:15	1
MeFOSAA	2355-31-9	ND	3.04	5.00	10.0		B8I0193	26-Sep-18	0.250 L	27-Sep-18 23:15	1
EtFOSAA	2991-50-6	ND	3.04	5.00	10.0		B8I0193	26-Sep-18	0.250 L	27-Sep-18 23:15	1
PFOA	2058-94-8	ND	3.04	5.00	10.0		B8I0193	26-Sep-18	0.250 L	27-Sep-18 23:15	1
PFDoA	307-55-1	ND	3.04	5.00	10.0		B8I0193	26-Sep-18	0.250 L	27-Sep-18 23:15	1
PFTeDA	72629-94-8	ND	3.04	5.00	10.0		B8I0193	26-Sep-18	0.250 L	27-Sep-18 23:15	1
PFTeDA	376-06-7	ND	3.04	5.00	10.0		B8I0193	26-Sep-18	0.250 L	27-Sep-18 23:15	1
Labeled Standards	Type	% Recovery	Limits		Qualifiers	Batch	Extracted	Samp Size	Analyzed	Dilution	
13C2-PFHxA	SURR	88.9	70 - 130			B8I0193	26-Sep-18	0.250 L	27-Sep-18 23:15	1	
13C2-PFDA	SURR	92.6	70 - 130			B8I0193	26-Sep-18	0.250 L	27-Sep-18 23:15	1	
d5-EtFOSAA	SURR	77.4	70 - 130			B8I0193	26-Sep-18	0.250 L	27-Sep-18 23:15	1	

DL - Detection Limit

LOD - Limit of Detection  
LOQ - Limit of quantitation

Results reported to the DL.

When reported, PFHxS, PFOA, PFOS, MeFOSAA and EtFOSAA include both linear and branched isomers. Only the linear isomer is reported for all other analytes.

**Sample ID: LFB**

**EPA Method 537**

Client Data					Laboratory Data						
Name:	CH2M Hill	Matrix:	Aqueous		Lab Sample:	B8I0193-BS1	Column:	BEH C18			
Project:	679580.14.FLFS										

Analyte	CAS Number	Amt Found (ng/L)	Spike Amt	% Rec	Limits	Qualifiers	Batch	Extracted	Samp Size	Analyzed	Dilution
PFBS	375-73-5	17.2	17.7	97.2	50 - 150		B8I0193	26-Sep-18	0.250 L	27-Sep-18 22:35	1
PFHxA	307-24-4	19.8	20.0	99.1	50 - 150		B8I0193	26-Sep-18	0.250 L	27-Sep-18 22:35	1
PFHpA	375-85-9	20.9	20.0	104	50 - 150		B8I0193	26-Sep-18	0.250 L	27-Sep-18 22:35	1
PFHxS	355-46-4	18.0	18.2	98.8	50 - 150		B8I0193	26-Sep-18	0.250 L	27-Sep-18 22:35	1
PFOA	335-67-1	22.2	20.0	111	50 - 150		B8I0193	26-Sep-18	0.250 L	27-Sep-18 22:35	1
PFNA	375-95-1	20.5	20.0	103	50 - 150		B8I0193	26-Sep-18	0.250 L	27-Sep-18 22:35	1
PFOS	1763-23-1	18.2	18.5	98.5	50 - 150		B8I0193	26-Sep-18	0.250 L	27-Sep-18 22:35	1
PFDA	335-76-2	22.2	20.0	111	50 - 150		B8I0193	26-Sep-18	0.250 L	27-Sep-18 22:35	1
MeFOSAA	2355-31-9	21.3	20.0	106	50 - 150		B8I0193	26-Sep-18	0.250 L	27-Sep-18 22:35	1
EtFOSAA	2991-50-6	16.8	20.0	84.0	50 - 150		B8I0193	26-Sep-18	0.250 L	27-Sep-18 22:35	1
PFOxA	2058-94-8	19.8	20.0	98.8	50 - 150		B8I0193	26-Sep-18	0.250 L	27-Sep-18 22:35	1
PFDoA	307-55-1	21.7	20.0	109	50 - 150		B8I0193	26-Sep-18	0.250 L	27-Sep-18 22:35	1
PFTTrDA	72629-94-8	20.9	20.0	104	50 - 150		B8I0193	26-Sep-18	0.250 L	27-Sep-18 22:35	1
PFTeDA	376-06-7	18.7	20.0	93.3	50 - 150		B8I0193	26-Sep-18	0.250 L	27-Sep-18 22:35	1
Labeled Standards		Type		% Rec	Limits	Qualifiers	Batch	Extracted	Samp Size	Analyzed	Dilution
13C2-PFHxA		SURR		97.5	70- 130		B8I0193	26-Sep-18	0.250 L	27-Sep-18 22:35	1
13C2-PFDA		SURR		108	70- 130		B8I0193	26-Sep-18	0.250 L	27-Sep-18 22:35	1
d5-EtFOSAA		SURR		85.3	70- 130		B8I0193	26-Sep-18	0.250 L	27-Sep-18 22:35	1



**Sample ID: CBD-1RW41-0918**

**EPA Method 537**

Client Data				Laboratory Data			
Name:	CH2M Hill	Matrix:	Drinking Water	Lab Sample:	1803143-01	Column:	BEH C18
Project:	679580.14.FI.FS	Date Collected:	24-Sep-18 14:33	Date Received:	25-Sep-18 09:54		
Location:	TZ						

Analyte	CAS Number	Conc. (ng/L)	DL	LOD	LOQ	Qualifiers	Batch	Extracted	Samp Size	Analyzed	Dilution
PFBS	375-73-5	ND	2.93	4.83	9.64		B8I0193	26-Sep-18	0.259 L	27-Sep-18 23:54	1
PFHxA	307-24-4	ND	2.93	4.83	9.64		B8I0193	26-Sep-18	0.259 L	27-Sep-18 23:54	1
PFHpA	375-85-9	ND	2.93	4.83	9.64		B8I0193	26-Sep-18	0.259 L	27-Sep-18 23:54	1
PFHxS	355-46-4	ND	2.93	4.83	9.64		B8I0193	26-Sep-18	0.259 L	27-Sep-18 23:54	1
PFOA	335-67-1	ND	2.93	4.83	9.64		B8I0193	26-Sep-18	0.259 L	27-Sep-18 23:54	1
PFNA	375-95-1	ND	2.93	4.83	9.64		B8I0193	26-Sep-18	0.259 L	27-Sep-18 23:54	1
PFOS	1763-23-1	ND	2.93	4.83	9.64		B8I0193	26-Sep-18	0.259 L	27-Sep-18 23:54	1
PFDA	335-76-2	ND	2.93	4.83	9.64		B8I0193	26-Sep-18	0.259 L	27-Sep-18 23:54	1
MeFOSAA	2355-31-9	ND	2.93	4.83	9.64		B8I0193	26-Sep-18	0.259 L	27-Sep-18 23:54	1
EtFOSAA	2991-50-6	ND	2.93	4.83	9.64		B8I0193	26-Sep-18	0.259 L	27-Sep-18 23:54	1
PFUnA	2058-94-8	ND	2.93	4.83	9.64		B8I0193	26-Sep-18	0.259 L	27-Sep-18 23:54	1
PFDoA	307-55-1	ND	2.93	4.83	9.64		B8I0193	26-Sep-18	0.259 L	27-Sep-18 23:54	1
PFTrDA	72629-94-8	ND	2.93	4.83	9.64		B8I0193	26-Sep-18	0.259 L	27-Sep-18 23:54	1
PFTeDA	376-06-7	ND	2.93	4.83	9.64		B8I0193	26-Sep-18	0.259 L	27-Sep-18 23:54	1
Labeled Standards	Type	% Recovery	Limits		Qualifiers	Batch	Extracted	Samp Size	Analyzed	Dilution	
13C2-PFHxA	SURR	103	70 - 130			B8I0193	26-Sep-18	0.259 L	27-Sep-18 23:54	1	
13C2-PFDA	SURR	103	70 - 130			B8I0193	26-Sep-18	0.259 L	27-Sep-18 23:54	1	
d5-EtFOSAA	SURR	90.6	70 - 130			B8I0193	26-Sep-18	0.259 L	27-Sep-18 23:54	1	

DL - Detection Limit

LOD - Limit of Detection  
LOQ - Limit of quantitation

Results reported to the DL.

When reported, PFHxS, PFOA, PFOS, MeFOSAA and EtFOSAA include both linear and branched isomers. Only the linear isomer is reported for all other analytes.

**Sample ID: CBD-1RW41-0918**

**EPA Method 537**

Name:	CH2M Hill	Lab Sample:	B8I0193-MS1/B8I0193-MSD1	Source Lab Sample:	1803143-01
Project:	679580.14.FI.FS	QC Batch:	B8I0193	Date Extracted:	26-Sep-18
Matrix:	Aqueous	Samp Size:	0.260/0.258 L	Column:	BEH C18

Analyte	CAS Number	Sample (ng/L)	LFSM (ng/L)	LFSM Spike Amt	LFSM % Rec	LFSM Quals	LFSMD (ng/L)	LFSMD Spike Amt	LFSMD % Rec	RPD	LFSMD Quals	%Rec Limits	RPD Limits	LFSM Analyzed	LFSM Dil	LFSMD Analyzed	LFS MD
PFBS	375-73-5	ND	17.9	17.0	105		18.0	17.1	105	0		70-130	30	27-Sep-18 22:48	1	27-Sep-18 23:02	1
PFHxA	307-24-4	ND	21.8	19.2	112		18.7	19.4	94.9	16.5		70-130	30	27-Sep-18 22:48	1	27-Sep-18 23:02	1
PFHpA	375-85-9	ND	21.9	19.2	114		19.5	19.4	100	13.1		70-130	30	27-Sep-18 22:48	1	27-Sep-18 23:02	1
PFHxS	355-46-4	ND	19.3	17.5	110		19.2	17.6	109	0.913		70-130	30	27-Sep-18 22:48	1	27-Sep-18 23:02	1
PFOA	335-67-1	ND	22.1	19.2	114		18.4	19.4	94.2	19.0		70-130	30	27-Sep-18 22:48	1	27-Sep-18 23:02	1
PFNA	375-95-1	ND	23.1	19.2	121		18.5	19.4	95.5	23.6		70-130	30	27-Sep-18 22:48	1	27-Sep-18 23:02	1
PFOS	1763-23-1	ND	19.4	17.7	110		21.1	17.9	118	7.02		70-130	30	27-Sep-18 22:48	1	27-Sep-18 23:02	1
PFDA	335-76-2	ND	24.0	19.2	124		21.4	19.4	109	12.9		70-130	30	27-Sep-18 22:48	1	27-Sep-18 23:02	1
MeFOSAA	2355-31-9	ND	15.3	19.2	79.8		16.6	19.4	85.3	6.66		70-130	30	27-Sep-18 22:48	1	27-Sep-18 23:02	1
EtFOSAA	2991-50-6	ND	20.6	19.2	107		18.3	19.4	94.6	12.3		70-130	30	27-Sep-18 22:48	1	27-Sep-18 23:02	1
PFUnA	2058-94-8	ND	22.0	19.2	115		20.8	19.4	107	7.21		70-130	30	27-Sep-18 22:48	1	27-Sep-18 23:02	1
PFDoA	307-55-1	ND	26.1	19.2	136	H	21.0	19.4	108	23.0		70-130	30	27-Sep-18 22:48	1	27-Sep-18 23:02	1
PFTTrDA	72629-94-8	ND	22.3	19.2	116		19.4	19.4	100	14.8		70-130	30	27-Sep-18 22:48	1	27-Sep-18 23:02	1
PFTeDA	376-06-7	ND	20.5	19.2	107		17.3	19.4	89.3	18.0		70-130	30	27-Sep-18 22:48	1	27-Sep-18 23:02	1

Labeled Standards	Type	LFSM % Rec	LFSM Quals	LFSMD % Rec	LFSMD Quals	Limits	LFSM Analyzed	LFSM Dil	LFSMD Analyzed	LFS MD
13C2-PFHxA	SURR	109		92.1		70-130	27-Sep-18 22:48	1	27-Sep-18 23:02	1
13C2-PFDA	SURR	110		101		70-130	27-Sep-18 22:48	1	27-Sep-18 23:02	1
d5-EtFOSAA	SURR	81.2		81.9		70-130	27-Sep-18 22:48	1	27-Sep-18 23:02	1

**Sample ID: CBD-1FB41-0918** **EPA Method 537**

Client Data				Laboratory Data			
Name:	C2 HM 2 ill	Matrix:	Drinking Water	Lab Sample:	1803143-0H	Column:	BE2 C18
Project:	679580.14.FI.FS	Date Collected:	H-Sep-18 14:34	Date Received:	H-Sep-18 09:54		
Location:	TZ						

Analyte	CAS Number	Conc. (ng/L)	DL	LOD	LOQ	Qualifiers	Batch	Extracted	Samp Size	Analyzed	Dilution
PFBS	375-73-5	ND	H9H	4.81	9.60		B8I0193	H-Sep-18	0.H0 L	H-Sep-18 00:07	1
PF2 xA	307-H4-4	ND	H9H	4.81	9.60		B8I0193	H-Sep-18	0.H0 L	H-Sep-18 00:07	1
PF2 pA	375-85-9	ND	H9H	4.81	9.60		B8I0193	H-Sep-18	0.H0 L	H-Sep-18 00:07	1
PF2 xS	355-46-4	ND	H9H	4.81	9.60		B8I0193	H-Sep-18	0.H0 L	H-Sep-18 00:07	1
PFOA	335-67-1	ND	H9H	4.81	9.60		B8I0193	H-Sep-18	0.H0 L	H-Sep-18 00:07	1
PFNA	375-95-1	ND	H9H	4.81	9.60		B8I0193	H-Sep-18	0.H0 L	H-Sep-18 00:07	1
PFOS	1763-HB-1	ND	H9H	4.81	9.60		B8I0193	H-Sep-18	0.H0 L	H-Sep-18 00:07	1
PFDA	335-76-H	ND	H9H	4.81	9.60		B8I0193	H-Sep-18	0.H0 L	H-Sep-18 00:07	1
MeFOSAA	H55-31-9	ND	H9H	4.81	9.60		B8I0193	H-Sep-18	0.H0 L	H-Sep-18 00:07	1
EtFOSAA	H91-50-6	ND	H9H	4.81	9.60		B8I0193	H-Sep-18	0.H0 L	H-Sep-18 00:07	1
PUnA	H58-94-8	ND	H9H	4.81	9.60		B8I0193	H-Sep-18	0.H0 L	H-Sep-18 00:07	1
PFDaA	307-55-1	ND	H9H	4.81	9.60		B8I0193	H-Sep-18	0.H0 L	H-Sep-18 00:07	1
PFTDA	7H9-94-8	ND	H9H	4.81	9.60		B8I0193	H-Sep-18	0.H0 L	H-Sep-18 00:07	1
PFTeDA	376-06-7	ND	H9H	4.81	9.60		B8I0193	H-Sep-18	0.H0 L	H-Sep-18 00:07	1
Labeled Standards	Type	% Recovery		Limits		Qualifiers	Batch	Extracted	Samp Size	Analyzed	Dilution
13CHPF2 xA	SURR	10H		70 - 130			B8I0193	H-Sep-18	0.H0 L	H-Sep-18 00:07	1
13CHPFDA	SURR	11H		70 - 130			B8I0193	H-Sep-18	0.H0 L	H-Sep-18 00:07	1
d5-EtFOSAA	SURR	110		70 - 130			B8I0193	H-Sep-18	0.H0 L	H-Sep-18 00:07	1

DL - Detection Limit

LOD - Limit of Detection  
LOQ - Limit of quantitation

Results reported to the DL.

When reported, PF2 xS, PFOA, PFOS, MeFOSAA and EtFOSAA include both linear and branched isomers. Only the linear isomer is reported for all other analytes.

**Sample ID: CBD-1RW42-0918**

**EPA Method 537**

Client Data				Laboratory Data			
Name:	CH2M Hill	Matrix:	Drinking Water	Lab Sample:	1803143-03	Column:	BEH C18
Project:	679580.14.FI.FS	Date Collected:	24-Sep-18 15:27	Date Received:	25-Sep-18 09:54		
Location:	TZ						

Analyte	CAS Number	Conc. (ng/L)	DL	LOD	LOQ	Qualifiers	Batch	Extracted	Samp Size	Analyzed	Dilution
PFBS	375-73-5	ND	2.89	4.75	9.50		B8I0193	26-Sep-18	0.263 L	28-Sep-18 00:20	1
PFHxA	307-24-4	ND	2.89	4.75	9.50		B8I0193	26-Sep-18	0.263 L	28-Sep-18 00:20	1
PFHpA	375-85-9	ND	2.89	4.75	9.50		B8I0193	26-Sep-18	0.263 L	28-Sep-18 00:20	1
PFHxS	355-46-4	ND	2.89	4.75	9.50		B8I0193	26-Sep-18	0.263 L	28-Sep-18 00:20	1
PFOA	335-67-1	ND	2.89	4.75	9.50		B8I0193	26-Sep-18	0.263 L	28-Sep-18 00:20	1
PFNA	375-95-1	ND	2.89	4.75	9.50		B8I0193	26-Sep-18	0.263 L	28-Sep-18 00:20	1
PFOS	1763-23-1	ND	2.89	4.75	9.50		B8I0193	26-Sep-18	0.263 L	28-Sep-18 00:20	1
PFDA	335-76-2	ND	2.89	4.75	9.50		B8I0193	26-Sep-18	0.263 L	28-Sep-18 00:20	1
MeFOSAA	2355-31-9	ND	2.89	4.75	9.50		B8I0193	26-Sep-18	0.263 L	28-Sep-18 00:20	1
EtFOSAA	2991-50-6	ND	2.89	4.75	9.50		B8I0193	26-Sep-18	0.263 L	28-Sep-18 00:20	1
PFUnA	2058-94-8	ND	2.89	4.75	9.50		B8I0193	26-Sep-18	0.263 L	28-Sep-18 00:20	1
PFDoA	307-55-1	ND	2.89	4.75	9.50		B8I0193	26-Sep-18	0.263 L	28-Sep-18 00:20	1
PFTrDA	72629-94-8	ND	2.89	4.75	9.50		B8I0193	26-Sep-18	0.263 L	28-Sep-18 00:20	1
PFTeDA	376-06-7	ND	2.89	4.75	9.50		B8I0193	26-Sep-18	0.263 L	28-Sep-18 00:20	1
Labeled Standards	Type	% Recovery	Limits		Qualifiers	Batch	Extracted	Samp Size	Analyzed	Dilution	
13C2-PFHxA	SURR	90.6	70 - 130			B8I0193	26-Sep-18	0.263 L	28-Sep-18 00:20	1	
13C2-PFDA	SURR	98.4	70 - 130			B8I0193	26-Sep-18	0.263 L	28-Sep-18 00:20	1	
d5-EtFOSAA	SURR	83.2	70 - 130			B8I0193	26-Sep-18	0.263 L	28-Sep-18 00:20	1	

DL - Detection Limit

LOD - Limit of Detection  
LOQ - Limit of quantitation

Results reported to the DL.

When reported, PFHxS, PFOA, PFOS, MeFOSAA and EtFOSAA include both linear and branched isomers. Only the linear isomer is reported for all other analytes.

**Sample ID: CBD-1FB42-0918**

**EPA Method 537**

Client Data				Laboratory Data			
Name:	CH2M Hill	Matrix:	Drinking Water	Lab Sample:	1803143-04	Column:	BEH C18
Project:	679580.14.FI.FS	Date Collected:	24-Sep-18 15:28	Date Received:	25-Sep-18 09:54		
Location:	TZ						

Analyte	CAS Number	Conc. (ng/L)	DL	LOD	LOQ	Qualifiers	Batch	Extracted	Samp Size	Analyzed	Dilution
PFBS	375-73-5	ND	2.90	4.77	9.54		B8I0193	26-Sep-18	0.262 L	28-Sep-18 00:32	1
PFHxA	307-24-4	ND	2.90	4.77	9.54		B8I0193	26-Sep-18	0.262 L	28-Sep-18 00:32	1
PFHpA	375-85-9	ND	2.90	4.77	9.54		B8I0193	26-Sep-18	0.262 L	28-Sep-18 00:32	1
PFHxS	355-46-4	ND	2.90	4.77	9.54		B8I0193	26-Sep-18	0.262 L	28-Sep-18 00:32	1
PFOA	335-67-1	ND	2.90	4.77	9.54		B8I0193	26-Sep-18	0.262 L	28-Sep-18 00:32	1
PFNA	375-95-1	ND	2.90	4.77	9.54		B8I0193	26-Sep-18	0.262 L	28-Sep-18 00:32	1
PFOS	1763-23-1	ND	2.90	4.77	9.54		B8I0193	26-Sep-18	0.262 L	28-Sep-18 00:32	1
PFDA	335-76-2	ND	2.90	4.77	9.54		B8I0193	26-Sep-18	0.262 L	28-Sep-18 00:32	1
MeFOSAA	2355-31-9	ND	2.90	4.77	9.54		B8I0193	26-Sep-18	0.262 L	28-Sep-18 00:32	1
EtFOSAA	2991-50-6	ND	2.90	4.77	9.54		B8I0193	26-Sep-18	0.262 L	28-Sep-18 00:32	1
PFUnA	2058-94-8	ND	2.90	4.77	9.54		B8I0193	26-Sep-18	0.262 L	28-Sep-18 00:32	1
PFDoA	307-55-1	ND	2.90	4.77	9.54		B8I0193	26-Sep-18	0.262 L	28-Sep-18 00:32	1
PFTrDA	72629-94-8	ND	2.90	4.77	9.54		B8I0193	26-Sep-18	0.262 L	28-Sep-18 00:32	1
PFTeDA	376-06-7	ND	2.90	4.77	9.54		B8I0193	26-Sep-18	0.262 L	28-Sep-18 00:32	1
Labeled Standards	Type	% Recovery	Limits		Qualifiers	Batch	Extracted	Samp Size	Analyzed	Dilution	
13C2-PFHxA	SURR	98.6	70 - 130			B8I0193	26-Sep-18	0.262 L	28-Sep-18 00:32	1	
13C2-PFDA	SURR	100	70 - 130			B8I0193	26-Sep-18	0.262 L	28-Sep-18 00:32	1	
d5-EtFOSAA	SURR	77.3	70 - 130			B8I0193	26-Sep-18	0.262 L	28-Sep-18 00:32	1	

DL - Detection Limit

LOD - Limit of Detection  
LOQ - Limit of quantitation

Results reported to the DL.

When reported, PFHxS, PFOA, PFOS, MeFOSAA and EtFOSAA include both linear and branched isomers. Only the linear isomer is reported for all other analytes.

## **DATA QUALIFIERS & ABBREVIATIONS**

<b>B</b>	<b>This compound was also detected in the method blank</b>
<b>Conc.</b>	<b>Concentration</b>
<b>D</b>	<b>Dilution</b>
<b>DL</b>	<b>Detection limit</b>
<b>E</b>	<b>The associated compound concentration exceeded the calibration range of the instrument</b>
<b>H</b>	<b>Recovery and/or RPD was outside laboratory acceptance limits</b>
<b>I</b>	<b>Chemical Interference</b>
<b>J</b>	<b>The amount detected is below the Reporting Limit/LOQ</b>
<b>LOD</b>	<b>Limits of Detection</b>
<b>LOQ</b>	<b>Limits of Quantitation</b>
<b>M</b>	<b>Estimated Maximum Possible Concentration (CA Region 2 projects only)</b>
<b>NA</b>	<b>Not applicable</b>
<b>ND</b>	<b>Not Detected</b>
<b>Q</b>	<b>Ion ratio outside of 70-130% of Standard Ratio. (DOD PFAS projects only)</b>
<b>TEQ</b>	<b>Toxic Equivalency</b>
<b>U</b>	<b>Not Detected (specific projects only)</b>
<b>*</b>	<b>See Cover Letter</b>

**Unless otherwise noted, solid sample results are reported in dry weight. Tissue samples are reported in wet weight.**

## CERTIFICATIONS

Accrediting Authority	Certificate Number
Alaska Department of Environmental Conservation	17-013
Arkansas Department of Environmental Quality	18-008-0
California Department of Health – ELAP	2892
DoD ELAP - A2LA Accredited - ISO/IEC 17025:2005	3091.01
Florida Department of Health	E87777-18
Hawaii Department of Health	N/A
Louisiana Department of Environmental Quality	01977
Maine Department of Health	2018017
Minnesota Department of Health	1322288
New Hampshire Environmental Accreditation Program	207717
New Jersey Department of Environmental Protection	CA003
New York Department of Health	11411
Oregon Laboratory Accreditation Program	4042-009
Pennsylvania Department of Environmental Protection	014
Texas Commission on Environmental Quality	T104704189-18-8
Virginia Department of General Services	9077
Washington Department of Ecology	C584
Wisconsin Department of Natural Resources	998036160

*Current certificates and lists of licensed parameters are located in the Quality Assurance office and are available upon request.*

## NELAP Accredited Test Methods

MATRIX: Air	
Description of Test	Method
Determination of Polychlorinated p-Dioxins & Polychlorinated Dibenzofurans	EPA 23

MATRIX: Biological Tissue	
Description of Test	Method
Tetra- through Octa-Chlorinated Dioxins and Furans by Isotope Dilution GC/HRMS	EPA 1613B
Brominated Diphenyl Ethers by HRGC/HRMS	EPA 1614A
Chlorinated Biphenyl Congeners in Water, Soil, Sediment, and Tissue by GC/HRMS	EPA 1668A/C
Pesticides in Water, Soil, Sediment, Biosolids, and Tissue by HRGC/HRMS	EPA 1699
Perfluorinated Alkyl Acids in Drinking Water by SPE and LC/MS/MS	EPA 537
Polychlorinated Dibenzo-p-Dioxins and Polychlorinated Dibenzofurans by GC/HRMS	EPA 8280A/B
Polychlorinated Dibenzodioxins (PCDDs) and Polychlorinated Dibenzofurans (PCDFs) by GC/HRMS	EPA 8290/8290A

MATRIX: Drinking Water	
Description of Test	Method
2,3,7,8-Tetrachlorodibenzo- p-dioxin (2,3,7,8-TCDD) GC/HRMS	EPA 1613
Perfluorinated Alkyl Acids in Drinking Water by SPE and LC/MS/MS	EPA 537

MATRIX: Non-Potable Water	
Description of Test	Method
Tetra- through Octa-Chlorinated Dioxins and Furans by Isotope Dilution GC/HRMS	EPA 1613B
Brominated Diphenyl Ethers by HRGC/HRMS	EPA 1614A
Chlorinated Biphenyl Congeners in Water, Soil, Sediment, and Tissue by GC/HRMS	EPA 1668A/C
Pesticides in Water, Soil, Sediment, Biosolids, and Tissue by HRGC/HRMS	EPA 1699
Perfluorinated Alkyl Acids in Drinking Water by SPE and LC/MS/MS	EPA 537
Dioxin by GC/HRMS	EPA 613
Polychlorinated Dibenzo-p-Dioxins and Polychlorinated Dibenzofurans by GC/HRMS	EPA 8280A/B
Polychlorinated Dibenzodioxins (PCDDs) and Polychlorinated Dibenzofurans (PCDFs) by GC/HRMS	EPA 8290/8290A



MATRIX: Solids	
Description of Test	Method
Tetra-Octa Chlorinated Dioxins and Furans by Isotope Dilution GC/HRMS	EPA 1613
Tetra- through Octa-Chlorinated Dioxins and Furans by Isotope Dilution GC/HRMS	EPA 1613B
Brominated Diphenyl Ethers by HRGC/HRMS	EPA 1614A
Chlorinated Biphenyl Congeners in Water, Soil, Sediment, and Tissue by GC/HRMS	EPA 1668A/C
Perfluorinated Alkyl Acids in Drinking Water by SPE and LC/MS/MS	EPA 537
Polychlorinated Dibenzo-p-Dioxins and Polychlorinated Dibenzofurans by GC/HRMS	EPA 8280A/B
Polychlorinated Dibenzodioxins (PCDDs) and Polychlorinated Dibenzofurans (PCDFs) by GC/HRMS	EPA 8290/8290A

CTO 8



CHAIN OF CUSTODY

For Laboratory Use Only  
 Work Order #: 1803143 Temp: 0.2 °C  
 Storage ID: WR-2 Storage Secured: Yes  No

Project ID: 679580, 14.FI.FS PO#: \_\_\_\_\_ Sampler: M. MANNS  
 (name)

TAT Standard:  21 days  
 (check one): Rush (surcharge may apply)  
 14 days  7 days Specify: \_\_\_\_\_

Invoice to: Name Company Address City State Ph# Fax#

TIFFANY HILL CH2M/JACOBS 5701 CLEVELAND ST VA BETH VA  
 Relinquished by (printed name and signature) Date Time Received by (printed name and signature) Date Time

MARITA MANNS 9/24/18 1600 B. Benedict Beth Benedict 09/25/18 0959  
 Relinquished by (printed name and signature) Date Time Received by (printed name and signature) Date Time

SHIP TO: Vista Analytical Laboratory 1104 Windfield Way El Dorado Hills, CA 95762 Ph: (916) 673-1520; Fax: (916) 673-0106				Method of Shipment: <u>FEDEX</u>		Add Analysis(es) Requested										Comments
ATTN: <u>MARTHA MAIER</u>				Tracking No.: _____		Container(s)					PFAS Isotope Dilution		USEPA Method 537			
Sample ID	Date	Time	Location/Sample Description	Quantity	Type	Matrix	List of 21	List of 21 w/isomers	List of 24	List of 24 w/isomers	List of 28	Other, Please List Below	PFAS List: 14	PFAS List: 14	PFAS List: 14	
<u>CBD-1RW41-0918</u>	<u>9/24/18</u>	<u>1433</u>	<u>TZ</u>	<u>2</u>	<u>P</u>	<u>DW</u>									<u>X</u>	
<u>CBD-1RW41-0918-MS</u>		<u>1433</u>	<u>TZ</u>	<u>2</u>	<u>P</u>	<u>DW</u>									<u>X</u>	
<u>CBD-1RW41-0918-SD</u>		<u>1433</u>	<u>TZ</u>	<u>2</u>	<u>P</u>	<u>DW</u>									<u>X</u>	
<u>CBD-1FB41-0918</u>		<u>1434</u>	<u>TZ</u>	<u>2</u>	<u>P</u>	<u>DW</u>									<u>X</u>	
<u>CBD-1RW42-0918</u>		<u>1527</u>	<u>TZ</u>	<u>2</u>	<u>P</u>	<u>DW</u>									<u>X</u>	
<u>CBD-1FB42-0918</u>		<u>1528</u>	<u>TZ</u>	<u>2</u>	<u>P</u>	<u>DW</u>									<u>X</u>	

Special Instructions/Comments:  
 \_\_\_\_\_  
 \_\_\_\_\_  
 \_\_\_\_\_  
 \_\_\_\_\_

SEND DOCUMENTATION AND RESULTS TO:  
 Name: TIFFANY HILL  
 Company: 5701 CLEVELAND STREET  
 Address: JACOBS / CH2M  
 City: VA BETH State: VA Zip: 23462  
 Phone: \_\_\_\_\_ Fax: \_\_\_\_\_  
 Email: TIFFANY.HILL@JACOBS.COM

SEE PO

Container Types: P= HDPE, PJ= HDPE Jar O = Other: \_\_\_\_\_  
 Bottle Preservation Type: T = Thiosulfate, TZ = Trizma: \_\_\_\_\_  
 Matrix Types: AQ = Aqueous, DW = Drinking Water, EF = Effluent, PP = Pulp/Paper, SD = Sediment, SL = Sludge, SO = Soil, WW = Wastewater, B = Blood/Serum, O = Other: \_\_\_\_\_



Sample Log in Checklist

PAGE # 1 of 2 (KE)  
 WO# 1803143  
 SDG# -  
 TAT 7

Section 1: Container Receipt			
Delivered By: <input checked="" type="checkbox"/> FedEx <input type="checkbox"/> UPS <input type="checkbox"/> On Trac <input type="checkbox"/> GSO <input type="checkbox"/> DHL <input type="checkbox"/> Hand Delivered <input type="checkbox"/> Other:			
Number of Containers	Arrival Date	Arrival time	Cooler Received LR-SLC Initiated By/Date
1	09/25/18	0954	BJB 9/25/18

Section 2: Sample Receipt Condition and Initial Storage					
Container Condition	Chain of Custody	Preservation Type	Temperature	Storage Location	Initials/ Date
<input checked="" type="checkbox"/> Shipping container intact <input checked="" type="checkbox"/> Shipping seals intact <input checked="" type="checkbox"/> Custody Seals present <input checked="" type="checkbox"/> Custody seals intact	<input checked="" type="checkbox"/> COC present <input checked="" type="checkbox"/> Multiple COC's: <u>5</u> <input checked="" type="checkbox"/> "Relinquished By" Section complete	<input checked="" type="checkbox"/> Ice <input type="checkbox"/> Blue Ice <input type="checkbox"/> Dry Ice <input type="checkbox"/> Other	Thermometer ID: IR-4 <input checked="" type="checkbox"/> Probe used Temp (uncorrected): <u>NA</u> °C Temp (corrected): <u>0.2</u> °C	<input checked="" type="checkbox"/> WWR2 <input type="checkbox"/> WF2 <input type="checkbox"/> NA	BJB 9/25/18

Section 3: Sample Log In	
Airbill/Trk # <u>7828 4306570</u>	
Shipping container <input checked="" type="checkbox"/> Vista <input type="checkbox"/> Client <input checked="" type="checkbox"/> Retain <input type="checkbox"/> Return <input type="checkbox"/> Dispose	By/date
Log In Time: <u>1028</u>	KE 9/25/18
COC clearly identifies: <ul style="list-style-type: none"> <li>• Sample name <input checked="" type="checkbox"/></li> <li>• Sample matrix</li> <li>• Test method</li> <li>• Sample collection date or time</li> <li>• Collector's name</li> <li>• Preservation type</li> </ul>	<input checked="" type="checkbox"/> Acceptable <input type="checkbox"/> Not acceptable – anomaly form required KE 9/25/18
All samples present and accounted for on COC	KE 9/25/18
Sample IDs are legible	KE 9/25/18
Samples conform to the description on the COC	KE 9/25/18
Samples are intact and suitable for testing	KE 9/25/18
Preservation documented as required: <input type="checkbox"/> NA <input type="checkbox"/> Na <sub>2</sub> S <sub>2</sub> O <sub>3</sub> <input checked="" type="checkbox"/> Trizma <input type="checkbox"/> Other _____	KE 9/25/18
Samples stored <input checked="" type="checkbox"/> WWR2 Shelf: <u>A3/B6</u> <input type="checkbox"/> WF2 Shelf: _____ <input type="checkbox"/> R1 Shelf: _____	KE 9/25/18
Comments: <u>* SEE INVENTORY ATTACHED</u>	

Sample Label ID	Notes
<p>CBD-1RW41-0918</p>	<p>TWO SAMPLE CONTAINERS HAD CORRECTIONS TO THEIR ID'S#. THEY WERE LINED OUT AND INITIALS PLACED NEXT TO LINE OUTS.</p> <p>-&gt; CBD-1RW41 mm - 0918</p>
<p>CBD-1FB41 -0918</p>	<p>CBD-1FB41 mm - 0918</p> <p>THESE WERE MADE BACK UP BOTTLES.</p> <p>Recorded By/Date: <u>KE 9/25/18</u></p>

## **EXTRACTION INFORMATION**



Process Sheet  
 Workorder: **1803143**

Prep Expiration: 2018-Oct-08  
 Client: CH2M Hill

Workorder Due: **02-Oct-18 00:00**

TAT: 7

Method: **537 PFAS DW DoD Unmodified**  
 Matrix: **Aqueous**

Prep Batch: B8I0193

Version: 537 (14 Analytes)  
 DoD: DoD QSM 5.1

Prep Data Entered: 9/27/18 AE  
Date and Initials

Initial Sequence: S8I0081

LabSampID	A/B	Prep Rec	Spike Rec	ClientSampleID	Comments	Location	Container
1803143-01	"ABC"	<input checked="" type="checkbox"/>	<input checked="" type="checkbox"/>	CBD-1RW41-0918	MS/MSD	WR-2 A-3	HDPE Bottle, 250 mL
1803143-02	"A"	<input checked="" type="checkbox"/>	<input checked="" type="checkbox"/>	CBD-1FB41-0918		WR-2 A-3	HDPE Bottle, 250 mL
1803143-03	↓	<input checked="" type="checkbox"/>	<input checked="" type="checkbox"/>	CBD-1RW42-0918		WR-2 A-3	HDPE Bottle, 250 mL
1803143-04	↓	<input checked="" type="checkbox"/>	<input checked="" type="checkbox"/>	CBD-1FB42-0918		WR-2 A-3	HDPE Bottle, 250 mL

Pre-Prep Check Out: HB 9/25/18

Prep Check Out: AE 9/26/18

Prep Reconciled Initials/Date: HB 9/25/18

Pre-Prep Check In: HB 9/25/18

Prep Check In: N/A

Spike Reconciled Initials/Date: AE 9/26/18

VialBoxID: Wheaton

PREPARATION BENCH SHEET

Matrix: Aqueous

Method: 537 PFAS DW DoD Unmodified

Method: 537 PFAS DW Unmodified MI So Sig Digs

B8I0193

Chemist: AE

Prep Date: 9/26/18

Prep Time: 08:30

Prepared using: LCMS - SPE Extraction-LCMS

		BalanceID: <u>HRMS-10</u>					
Cen	VISTA Sample ID	Bottle + Sample (g)	Bottle Only (g)	Sample Amt. (L)	SS/NS CHEM/WIT DATE	SPE	IS CHEM/WIT DATE
<input type="checkbox"/>	B8I0193-BLK1 (A)	NA	NA	(0.250)	AE 9/26/18	AE 9/26/18	AE 7R 9/27/18
<input type="checkbox"/>	B8I0193-BS1	↓	↓	(0.250)	↓	↓	↓
<input type="checkbox"/>	B8I0193-MS1 1803143-01	288.55	28.24	0.26031 ✓	↓	↓	↓
<input type="checkbox"/>	B8I0193-MSD1 1803143-01	285.69	27.31	0.25838 ✓	↓	↓	↓
<input type="checkbox"/>	1803143-01	287.61	28.27	0.25934 ✓	↓	↓	↓
<input type="checkbox"/>	1803143-02	292.99 287.32	26.87	0.26045 ✓	↓	↓	↓
<input type="checkbox"/>	1803143-03	291.31	28.20	0.26311 ✓	↓	↓	↓
<input type="checkbox"/>	1803143-04	289.29	27.28	0.26201 ✓	↓	↓	↓
<input type="checkbox"/>	1803148-01	290.22	27.21	0.26301	↓	↓	↓
<input type="checkbox"/>	1803148-02	274.66	26.90	0.24776	↓	↓	↓
<input type="checkbox"/>	1803148-03	285.95	27.08	0.25887	↓	↓	↓
<input type="checkbox"/>	1803148-04	290.20 292.11	27.00	0.26511	↓	↓	↓
<input type="checkbox"/>	1803148-05	290.20	28.22	0.26198	↓	↓	↓
<input type="checkbox"/>	1803148-06	287.71	26.97	0.26074	↓	↓	↓

SS/IS: <u>18H1309, 20 mL</u> (V5) (VG) NS: <u>18H1312, 20 mL</u> (VG) IS/RS: <u>18H1310, 20 mL</u> (V5)	SPE Chem: <u>Strata X-AW 33 μm</u> <sup>500 ng</sup> / <sub>6 mL</sub> Lot#: <u>918-00437B</u> Ele SOLV: <u>MeOH</u> Lot#: <u>J8069209</u> Final Volume(s) <u>1 mL</u>	Notes: (A) 1.25 g Thzma added to QCS. HB 9/25/18
---	--	--

Comments: Assume 1 g = 1 mL  
Cen = Centrifuged

LabNumber	WetWeight (Initial)	% Solids (Extraction Solids)	DryWeight	Final	Extracted	Ext By	Spike	SpikeAmount	ClientMatrix	Analysis
1803143-01	0.25934 ✓	NA	NA	1000	26-Sep-18 08:30	AME			Drinking Water	537 PFAS DW DoD Unmod
1803143-01	0.25934 ✓			1000	26-Sep-18 08:30	AME			Drinking Water	537 PFAS DW Unmodified
1803143-02	0.26045 ✓			1000	26-Sep-18 08:30	AME			Drinking Water	537 PFAS DW DoD Unmod
1803143-03	0.26311 ✓			1000	26-Sep-18 08:30	AME			Drinking Water	537 PFAS DW DoD Unmod
1803143-04	0.26201 ✓			1000	26-Sep-18 08:30	AME			Drinking Water	537 PFAS DW DoD Unmod
1803148-01	0.26301 ✓			1000	26-Sep-18 08:30	AME			Drinking Water	537 PFAS DW Unmodified
1803148-02	0.24776 ✓			1000	26-Sep-18 08:30	AME			Drinking Water	537 PFAS DW Unmodified
1803148-03	0.25887 ✓			1000	26-Sep-18 08:30	AME			Drinking Water	537 PFAS DW Unmodified
1803148-04	0.26511 ✓			1000	26-Sep-18 08:30	AME			Drinking Water	537 PFAS DW Unmodified
1803148-05	0.26198 ✓			1000	26-Sep-18 08:30	AME			Drinking Water	537 PFAS DW Unmodified
1803148-06	0.26074 ✓			1000	26-Sep-18 08:30	AME			Drinking Water	537 PFAS DW Unmodified
B8I0193-BLK1	0.25 ✓			1000	26-Sep-18 08:30	AME				QC
B8I0193-BS1	0.25 ✓			1000	26-Sep-18 08:30	AME	18H1312 ✓	20 ✓		QC
B8I0193-MS1	0.26031 ✓			1000	26-Sep-18 08:30	AME	18H1312 ✓	20 ✓		QC
B8I0193-MSD1	0.25838 ✓			1000	26-Sep-18 08:30	AME	18H1312 ✓	20 ✓		QC

9/27/18  
AE



**SAMPLE DATA –EPA METHOD 537**

Dataset: X:\G1.PRO\Results\2018\180927G2\180927G2-53.qld

Last Altered: Saturday, September 29, 2018 11:26:54 Pacific Daylight Time

Printed: Saturday, September 29, 2018 11:27:43 Pacific Daylight Time

Method: X:\G1.PRO\MethDB\PFAS\_DW\_L14\_0927.mdb 28 Sep 2018 08:09:42

Calibration: X:\G1.pro\CurveDB\C18\_537\_Q1\_09-26-18\_L14.cdb 26 Sep 2018 16:49:19

Name: 180927G2\_53, Date: 27-Sep-2018, Time: 23:15:15, ID: B8I0193-BLK1 LRB 0.25, Description: LRB

	# Name	Trace	Area	IS Area	Wt./Vol.	RRF	Pred.RT	RT	y Axis Resp.	Conc.	%Rec
1	1 PFBS	298.8 > 80.2		1.37e4	0.250		2.94				
2	2 PFHxA	312.8 > 269.0	2.70e1	6.31e3	0.250		3.32	3.31	0.0428	0.178	
3	3 PFHpA	362.8 > 319.0	5.22e0	6.31e3	0.250		3.84	3.82	0.00828	0.0364	
4	4 PFHxS	398.7 > 80.2		1.37e4	0.250		3.95				
5	5 PFOA	412.7 > 368.9	2.59e1	6.31e3	0.250		4.27	4.27	0.0410	0.200	
6	6 PFNA	462.8 > 419.0	1.99e0	6.31e3	0.250		4.62	4.60	0.00315	0.0127	
7	7 PFOS	498.7 > 80.2		1.37e4	0.250		4.66				
8	8 PFDA	512.8 > 468.9	1.68e1	6.31e3	0.250		4.90	4.89	0.0267	0.0888	
9	9 N-MeFOSAA	569.8 > 419.0	1.82e0	1.58e4	0.250		5.03	5.00	0.00459	0.0238	
10	10 N-EtFOSAA	583.8 > 419.0		1.58e4	0.250		5.14				
11	11 PFUnA	562.7 > 518.9		6.31e3	0.250		5.15				
12	12 PFDoA	612.8 > 569.0		6.31e3	0.250		5.39				
13	13 PFTTrDA	662.8 > 619.0		6.31e3	0.250		5.60				
14	14 PFTeDA	712.8 > 669.0		6.31e3	0.250		5.79				
15	15 13C2-PFHxA	314.9 > 270.0	5.85e3	6.31e3	0.250	1.045	3.42	3.31	9.28	35.5	88.9
16	16 13C2-PFDA	514.8 > 470.0	6.82e3	6.31e3	0.250	1.168	4.86	4.89	10.8	37.0	92.6
17	17 d5-N-EtFOSAA	588.8 > 419.0	1.12e4	1.58e4	0.250	0.909	5.02	5.14	28.2	124	77.4
18	18 13C2-PFOA	414.8 > 370.0	6.31e3	6.31e3	0.250	1.000	4.26	4.27	10.0	40.0	100.0
19	19 13C4-PFOS	502.8 > 80.2	1.37e4	1.37e4	0.250	1.000	4.67	4.66	28.7	115	100.0
20	20 d3-N-MeFOSAA	572.7 > 419.0	1.58e4	1.58e4	0.250	1.000	5.01	5.02	40.0	160	100.0

Dataset: X:\G1.PRO\Results\2018\180927G2\180927G2-53.qld

Last Altered: Saturday, September 29, 2018 11:26:54 Pacific Daylight Time

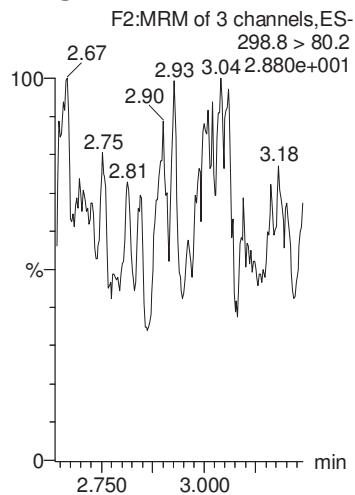
Printed: Saturday, September 29, 2018 11:27:43 Pacific Daylight Time

Method: X:\G1.PRO\MethDB\PFAS\_DW\_L14\_0927.mdb 28 Sep 2018 08:09:42

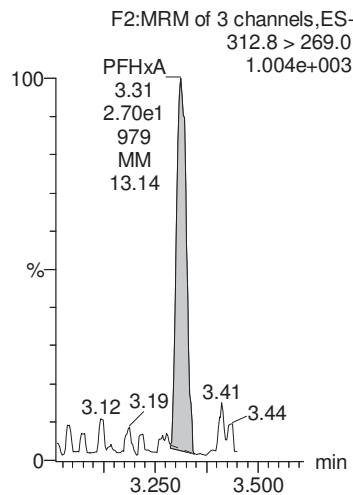
Calibration: X:\G1.pro\CurveDB\C18\_537\_Q1\_09-26-18\_L14.cdb 26 Sep 2018 16:49:19

Name: 180927G2\_53, Date: 27-Sep-2018, Time: 23:15:15, ID: B8I0193-BLK1 LRB 0.25, Description: LRB

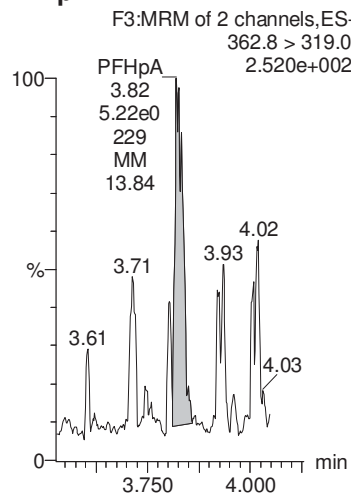
**PFBS**



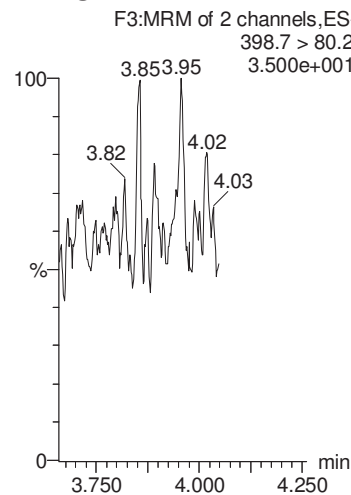
**PFHxA**



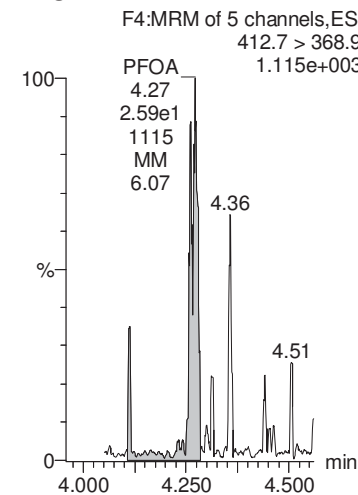
**PFHpA**



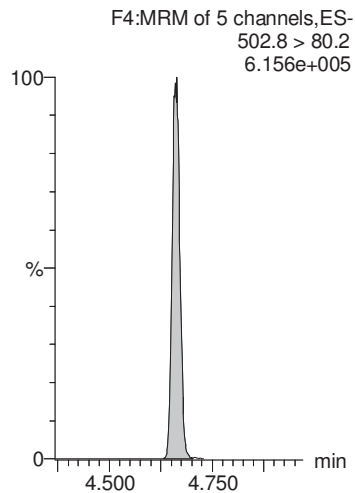
**PFHxS**



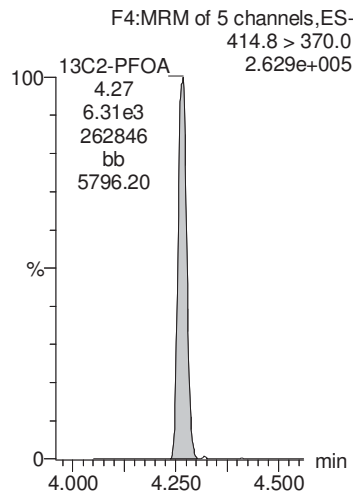
**PFOA**



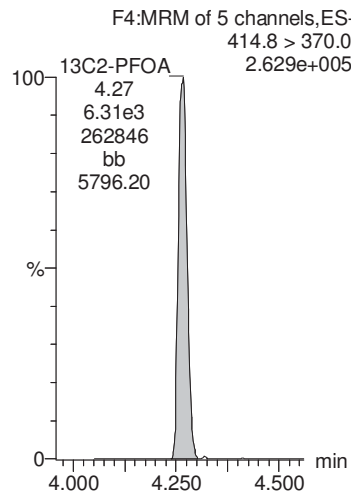
**13C4-PFOS**



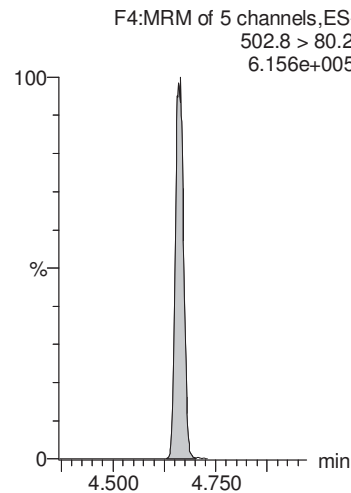
**13C2-PFOA**



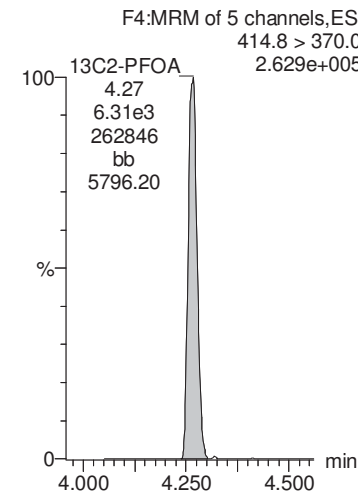
**13C2-PFOA**



**13C4-PFOS**



**13C2-PFOA**



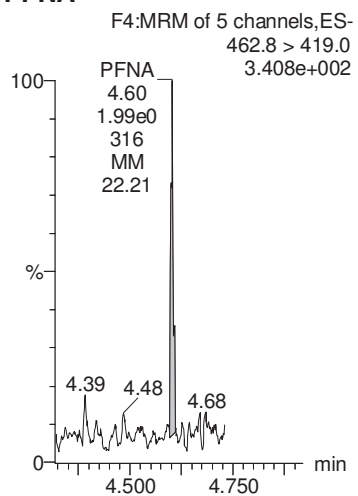
Dataset: X:\G1.PRO\Results\2018\180927G2\180927G2-53.qld

Last Altered: Saturday, September 29, 2018 11:26:54 Pacific Daylight Time

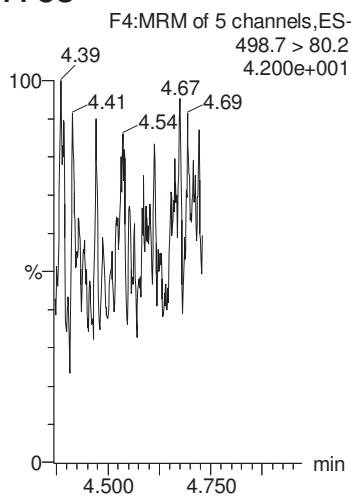
Printed: Saturday, September 29, 2018 11:27:43 Pacific Daylight Time

Name: 180927G2\_53, Date: 27-Sep-2018, Time: 23:15:15, ID: B8I0193-BLK1 LRB 0.25, Description: LRB

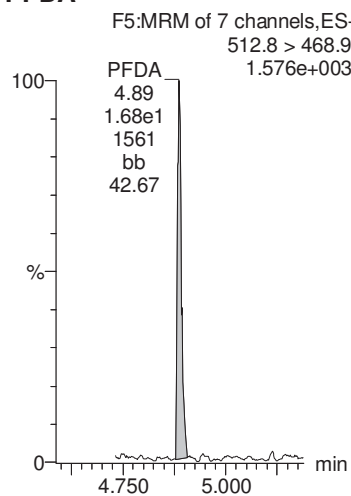
**PFNA**



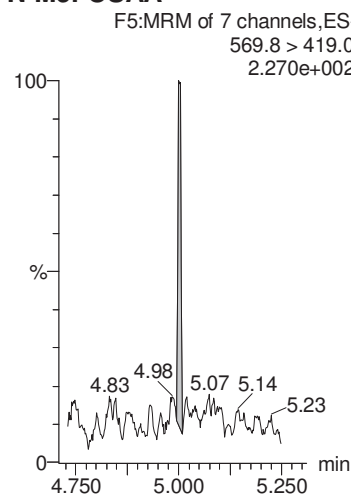
**PFOS**



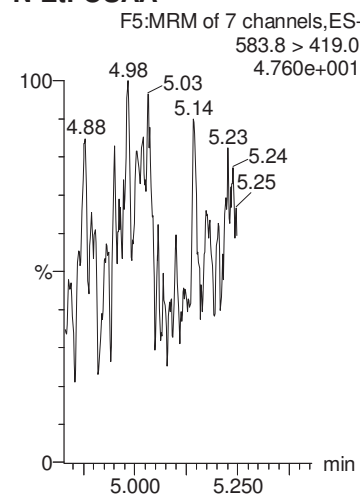
**PFDA**



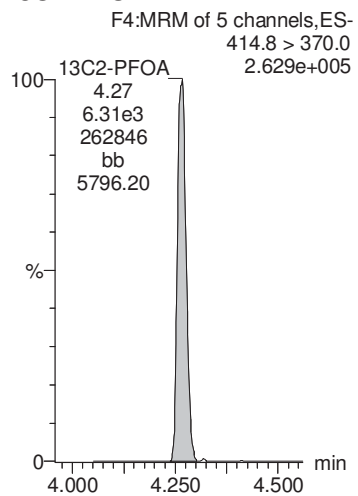
**N-MeFOSAA**



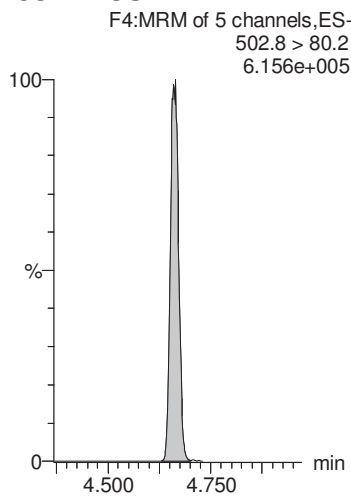
**N-EtFOSAA**



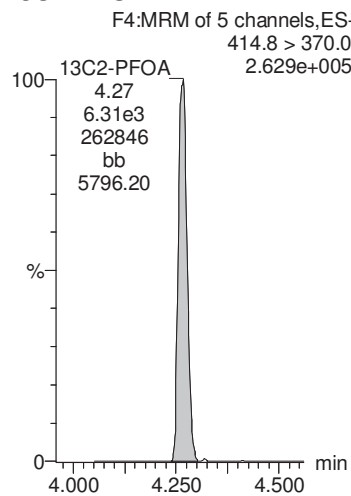
**13C2-PFOA**



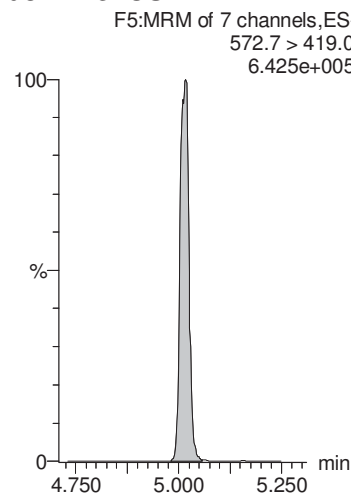
**13C4-PFOS**



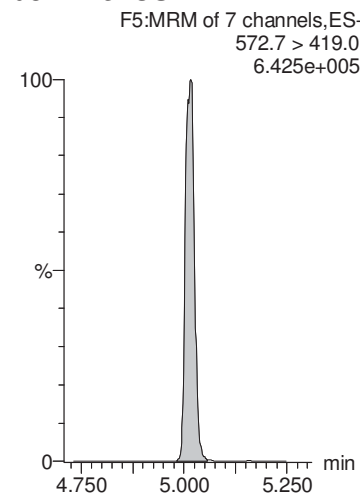
**13C2-PFOA**



**d3-N-MeFOSAA**



**d3-N-MeFOSAA**



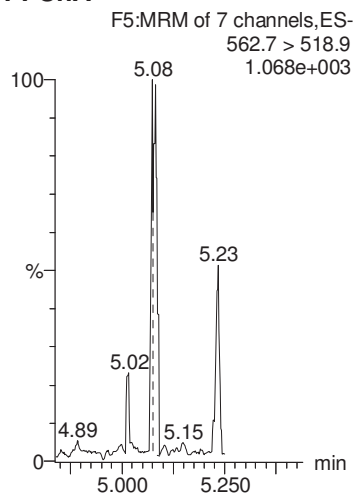
Dataset: X:\G1.PRO\Results\2018\180927G2\180927G2-53.qld

Last Altered: Saturday, September 29, 2018 11:26:54 Pacific Daylight Time

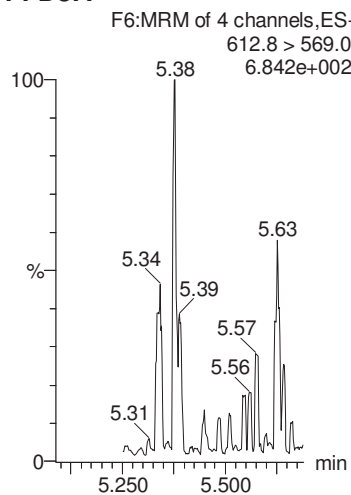
Printed: Saturday, September 29, 2018 11:27:43 Pacific Daylight Time

Name: 180927G2\_53, Date: 27-Sep-2018, Time: 23:15:15, ID: B8I0193-BLK1 LRB 0.25, Description: LRB

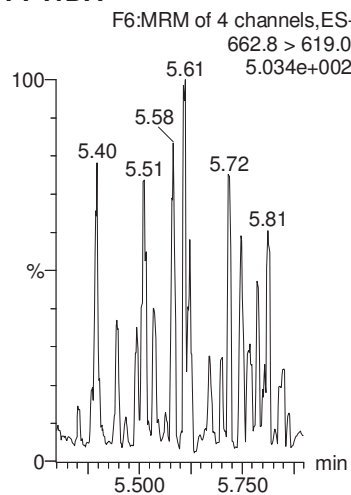
**PFUnA**



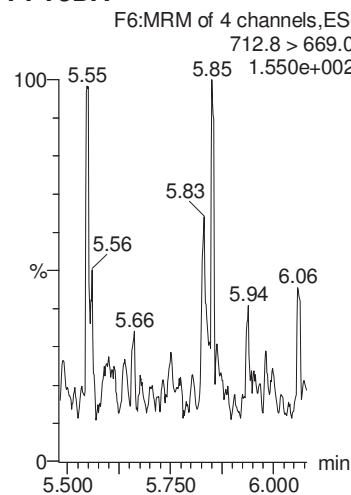
**PFDaA**



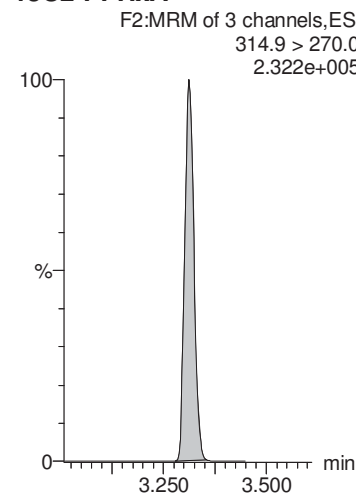
**PFTrDA**



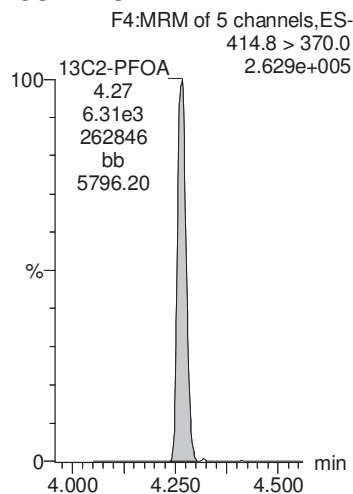
**PFTeDA**



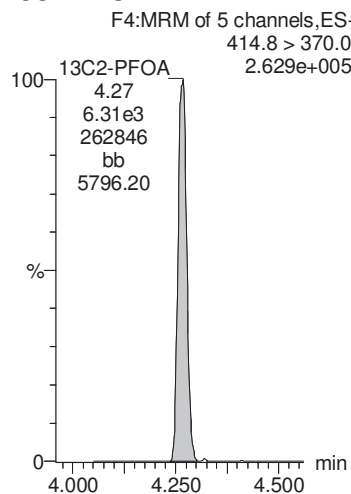
**13C2-PFHxA**



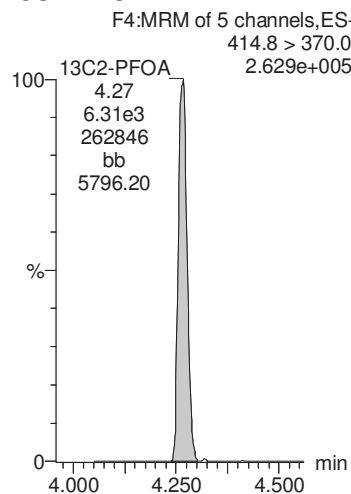
**13C2-PFOA**



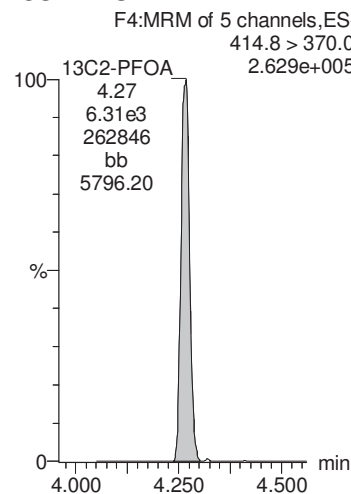
**13C2-PFOA**



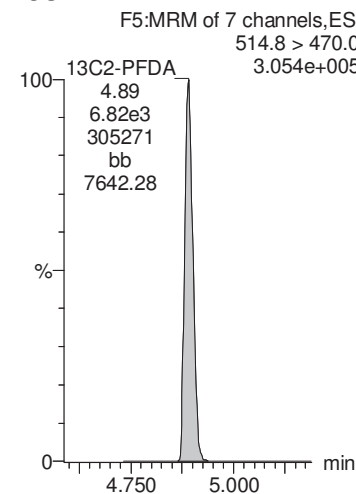
**13C2-PFOA**



**13C2-PFOA**



**13C2-PFDA**



Dataset: X:\G1.PRO\Results\2018\180927G2\180927G2-53.qld

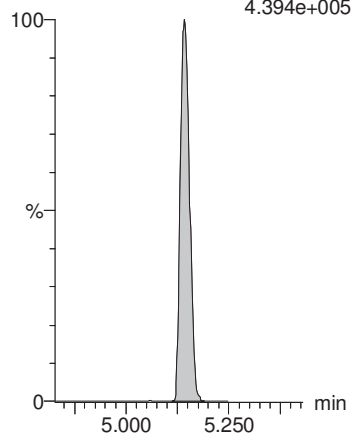
Last Altered: Saturday, September 29, 2018 11:26:54 Pacific Daylight Time

Printed: Saturday, September 29, 2018 11:27:43 Pacific Daylight Time

Name: 180927G2\_53, Date: 27-Sep-2018, Time: 23:15:15, ID: B8I0193-BLK1 LRB 0.25, Description: LRB

**d5-N-EtFOSAA**

F5:MRM of 7 channels,ES-  
588.8 > 419.0  
4.394e+005



Dataset: X:\G1.PRO\Results\2018\180927G2\180927G2-50.qld

Last Altered: Friday, September 28, 2018 16:38:46 Pacific Daylight Time

Printed: Friday, September 28, 2018 16:39:55 Pacific Daylight Time

Method: X:\G1.PRO\MethDB\PFAS\_DW\_L14\_0927.mdb 28 Sep 2018 08:09:42

Calibration: X:\G1.PRO\CurveDB\C18\_537\_Q1\_09-26-18\_L14.cdb 26 Sep 2018 16:49:19

Name: 180927G2\_50, Date: 27-Sep-2018, Time: 22:35:50, ID: B810193-BS1 LFB 0.25, Description: LFB

	# Name	Trace	Area	IS Area	Wt./Vol.	RRF	Pred.RT	RT	y Axis Resp.	Conc.	%Rec
1	1 PFBS	298.8 > 80.2	1.50e3	1.45e4	0.250		2.93	2.95	2.98	17.2	97.2
2	2 PFHxA	312.8 > 269.0	2.75e3	5.76e3	0.250		3.32	3.31	4.77	19.8	99.1
3	3 PFHpA	362.8 > 319.0	2.73e3	5.76e3	0.250		3.84	3.83	4.74	20.9	104.3
4	4 PFHxS	398.7 > 80.2	1.67e3	1.45e4	0.250		3.95	3.96	3.30	18.0	98.8
5	5 PFOA	412.7 > 368.9	2.62e3	5.76e3	0.250		4.27	4.26	4.56	22.2	110.8
6	6 PFNA	462.8 > 419.0	2.93e3	5.76e3	0.250		4.62	4.61	5.09	20.5	102.5
7	7 PFOS	498.7 > 80.2	7.07e2	1.45e4	0.250		4.66	4.66	1.40	18.2	98.5
8	8 PFDA	512.8 > 468.9	3.85e3	5.76e3	0.250		4.90	4.89	6.68	22.2	111.2
9	9 N-MeFOSAA	569.8 > 419.0	1.59e3	1.54e4	0.250		5.02	5.02	4.11	21.3	106.4
10	10 N-EtFOSAA	583.8 > 419.0	1.02e3	1.54e4	0.250		5.14	5.14	2.64	16.8	84.0
11	11 PFUnA	562.7 > 518.9	3.74e3	5.76e3	0.250		5.15	5.15	6.50	19.8	98.8
12	12 PFDoA	612.8 > 569.0	3.22e3	5.76e3	0.250		5.39	5.39	5.58	21.7	108.5
13	13 PFTTrDA	662.8 > 619.0	3.43e3	5.76e3	0.250		5.60	5.61	5.96	20.9	104.3
14	14 PFTeDA	712.8 > 669.0	3.94e3	5.76e3	0.250		5.79	5.79	6.84	18.7	93.3
15	15 13C2-PFHxA	314.9 > 270.0	5.87e3	5.76e3	0.250	1.045	3.42	3.31	10.2	39.0	97.5
16	16 13C2-PFDA	514.8 > 470.0	7.23e3	5.76e3	0.250	1.168	4.86	4.89	12.6	43.0	107.5
17	17 d5-N-EtFOSAA	588.8 > 419.0	1.20e4	1.54e4	0.250	0.909	5.01	5.14	31.0	136	85.3
18	18 13C2-PFOA	414.8 > 370.0	5.76e3	5.76e3	0.250	1.000	4.26	4.27	10.0	40.0	100.0
19	19 13C4-PFOS	502.8 > 80.2	1.45e4	1.45e4	0.250	1.000	4.67	4.66	28.7	115	100.0
20	20 d3-N-MeFOSAA	572.7 > 419.0	1.54e4	1.54e4	0.250	1.000	5.01	5.01	40.0	160	100.0

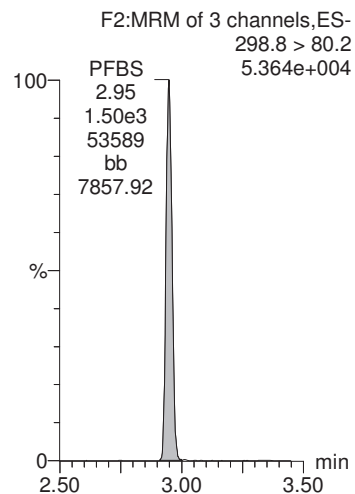
Dataset: X:\G1.PRO\Results\2018\180927G2\180927G2-50.qld

Last Altered: Friday, September 28, 2018 16:38:46 Pacific Daylight Time  
Printed: Friday, September 28, 2018 16:39:55 Pacific Daylight Time

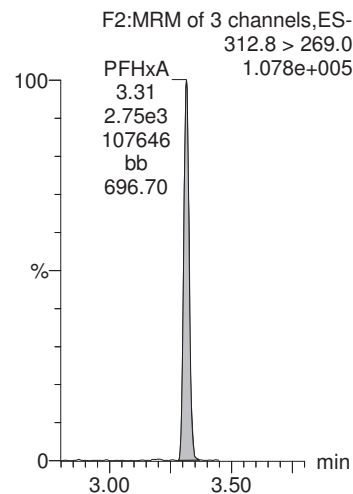
Method: X:\G1.PRO\MethDB\PFAS\_DW\_L14\_0927.mdb 28 Sep 2018 08:09:42  
Calibration: X:\G1.PRO\CurveDB\C18\_537\_Q1\_09-26-18\_L14.cdb 26 Sep 2018 16:49:19

Name: 180927G2\_50, Date: 27-Sep-2018, Time: 22:35:50, ID: B810193-BS1 LFB 0.25, Description: LFB

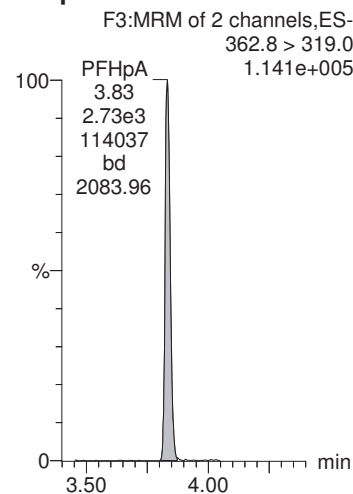
**PFBS**



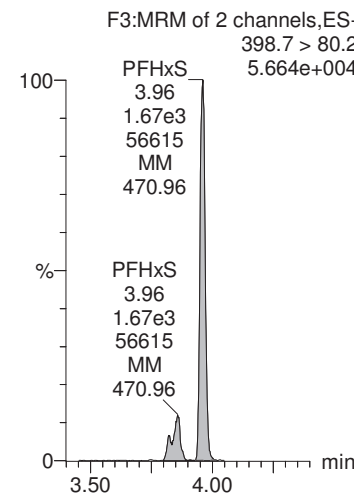
**PFHxA**



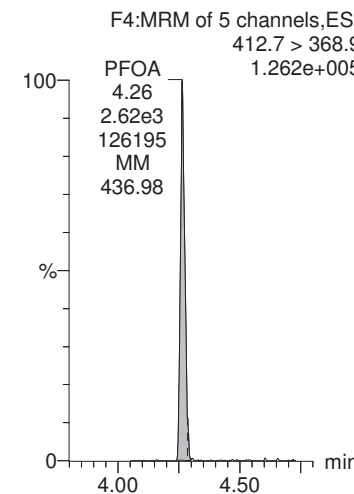
**PFHpA**



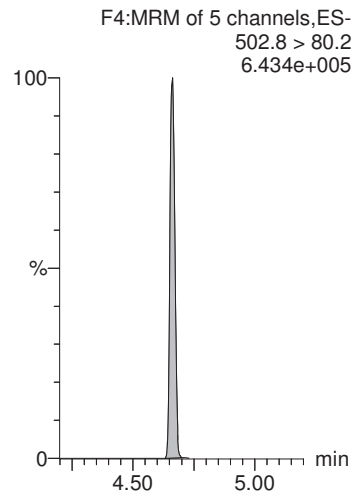
**PFHxS**



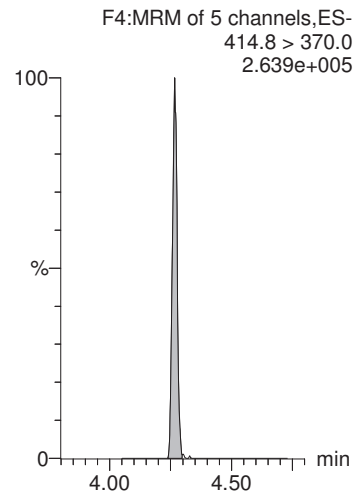
**PFOA**



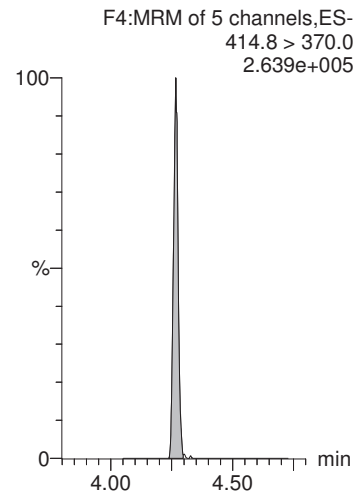
**13C4-PFOS**



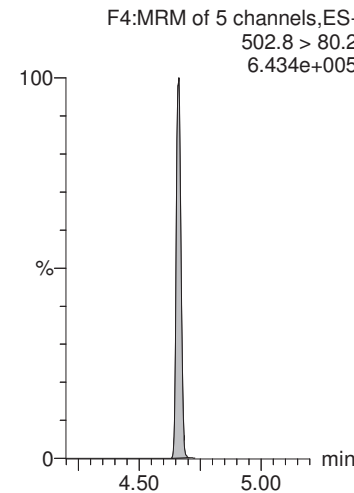
**13C2-PFOA**



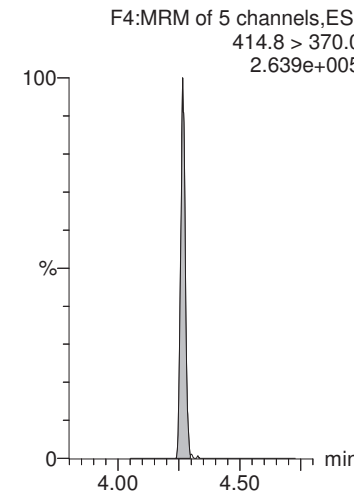
**13C2-PFOA**



**13C4-PFOS**



**13C2-PFOA**





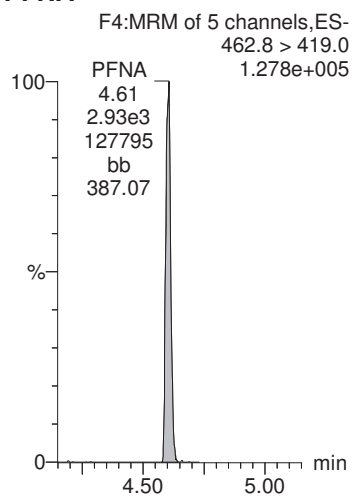
Dataset: X:\G1.PRO\Results\2018\180927G2\180927G2-50.qld

Last Altered: Friday, September 28, 2018 16:38:46 Pacific Daylight Time

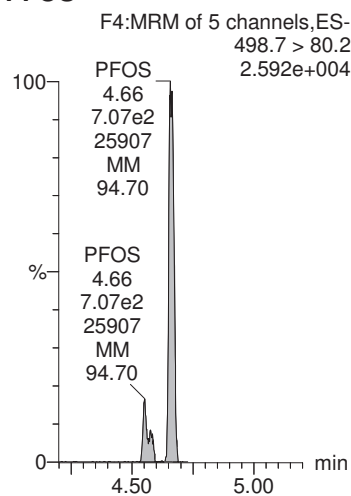
Printed: Friday, September 28, 2018 16:39:55 Pacific Daylight Time

Name: 180927G2\_50, Date: 27-Sep-2018, Time: 22:35:50, ID: B8I0193-BS1 LFB 0.25, Description: LFB

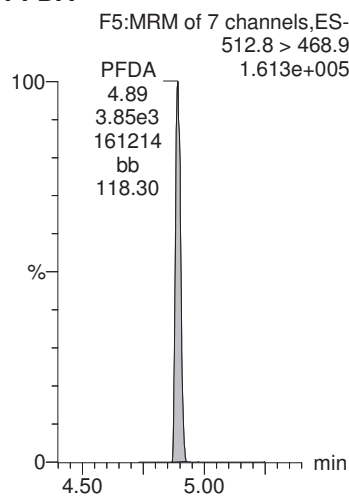
**PFNA**



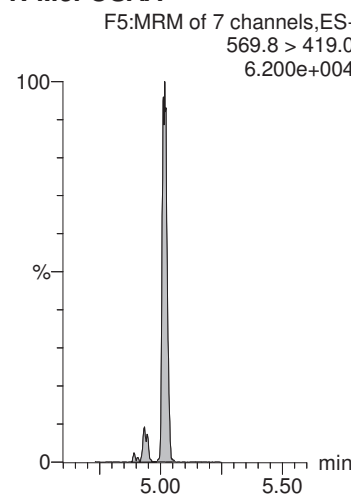
**PFOS**



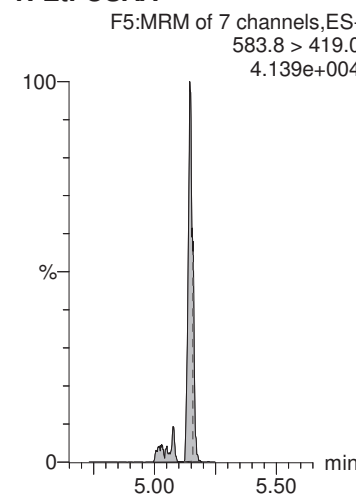
**PFDA**



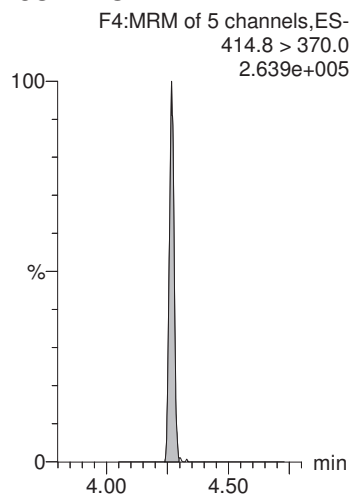
**N-MeFOSAA**



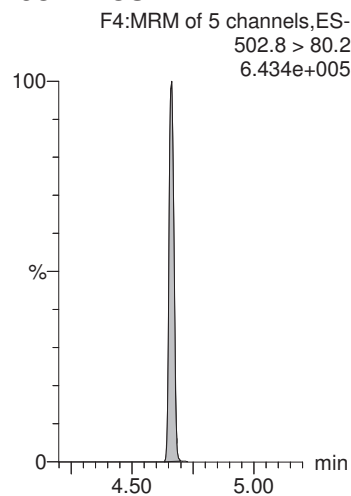
**N-EtFOSAA**



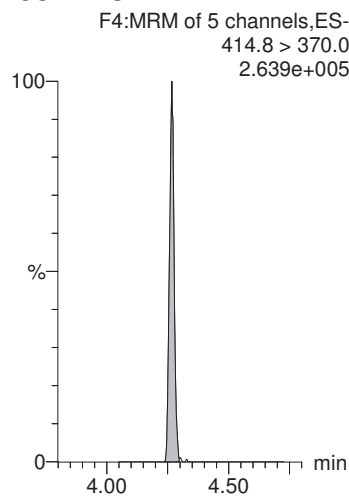
**13C2-PFOA**



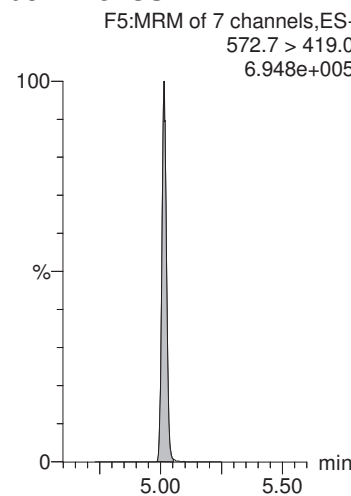
**13C4-PFOS**



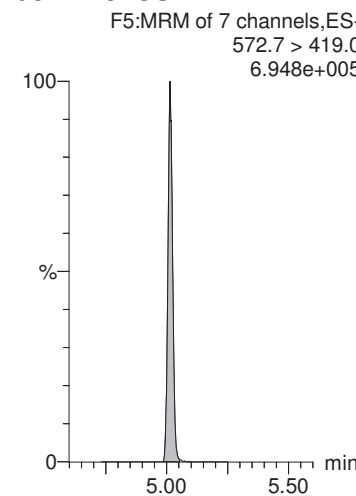
**13C2-PFOA**



**d3-N-MeFOSAA**



**d3-N-MeFOSAA**

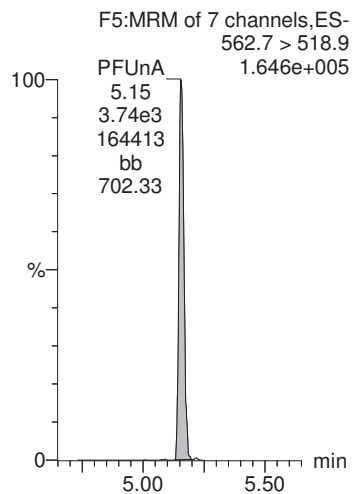


Dataset: X:\G1.PRO\Results\2018\180927G2\180927G2-50.qld

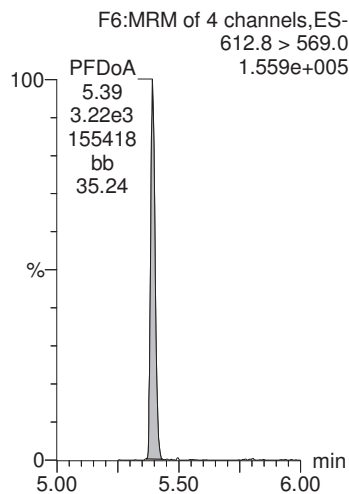
Last Altered: Friday, September 28, 2018 16:38:46 Pacific Daylight Time  
Printed: Friday, September 28, 2018 16:39:55 Pacific Daylight Time

Name: 180927G2\_50, Date: 27-Sep-2018, Time: 22:35:50, ID: B8I0193-BS1 LFB 0.25, Description: LFB

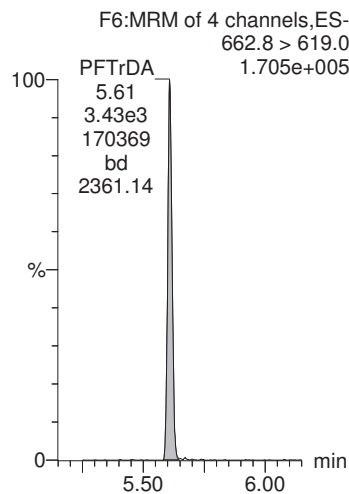
**PFUnA**



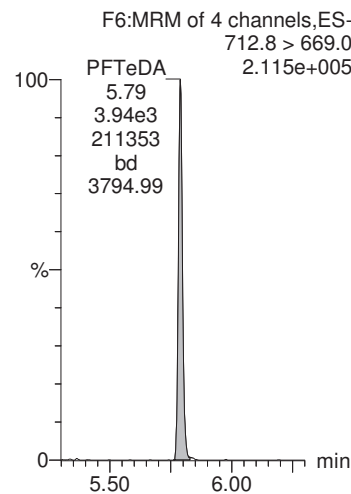
**PFDoA**



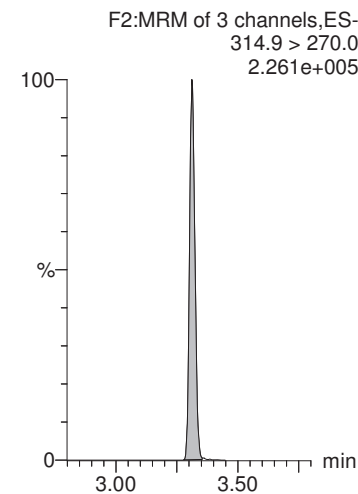
**PFTrDA**



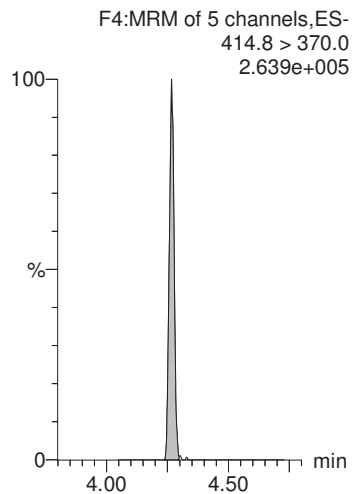
**PFTeDA**



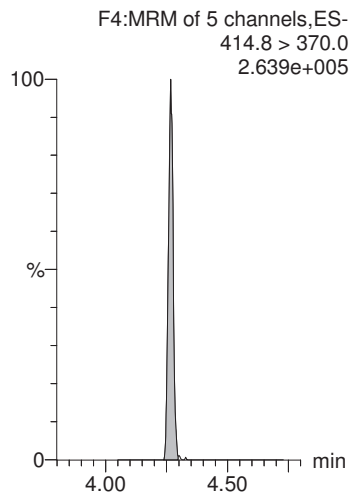
**13C2-PFHxA**



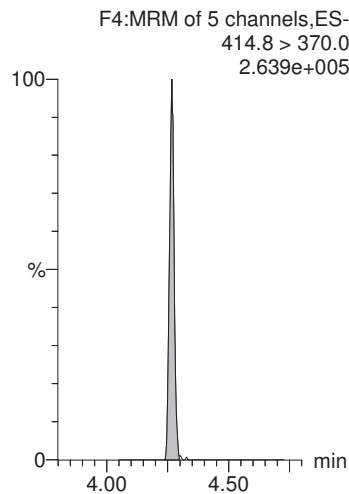
**13C2-PFOA**



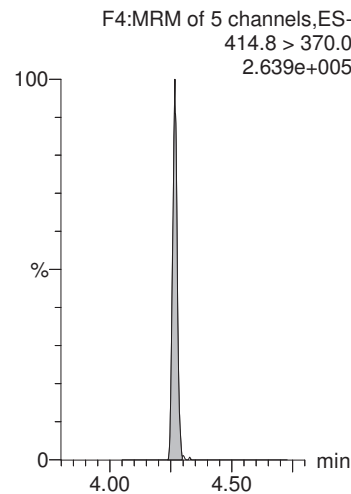
**13C2-PFOA**



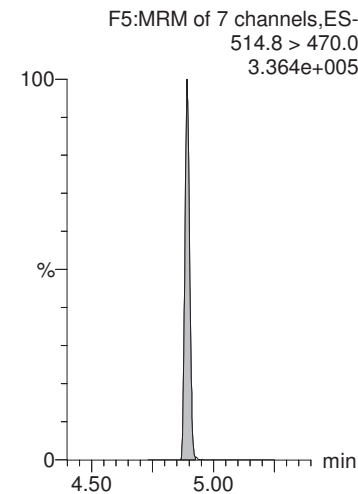
**13C2-PFOA**



**13C2-PFOA**



**13C2-PFDA**



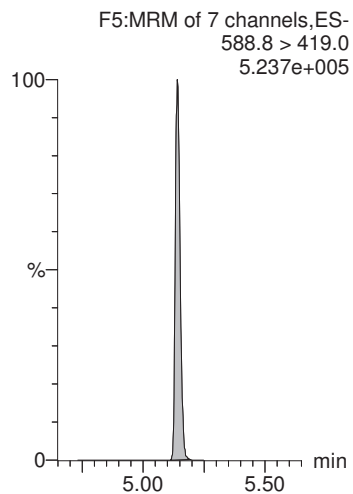
Dataset: X:\G1.PRO\Results\2018\180927G2\180927G2-50.qld

Last Altered: Friday, September 28, 2018 16:38:46 Pacific Daylight Time

Printed: Friday, September 28, 2018 16:39:55 Pacific Daylight Time

Name: 180927G2\_50, Date: 27-Sep-2018, Time: 22:35:50, ID: B8I0193-BS1 LFB 0.25, Description: LFB

**d5-N-EtFOSAA**



Vista Analytical Laboratory

Dataset: X:\G1.PRO\Results\2018\180927G2\180927G2-56.qld

Last Altered: Saturday, September 29, 2018 11:30:48 Pacific Daylight Time

Printed: Saturday, September 29, 2018 11:31:06 Pacific Daylight Time

Method: X:\G1.PRO\MethDB\PFAS\_DW\_L14\_0927.mdb 28 Sep 2018 08:09:42

Calibration: X:\G1.pro\CurveDB\C18\_537\_Q1\_09-26-18\_L14.cdb 26 Sep 2018 16:49:19

Name: 180927G2\_56, Date: 27-Sep-2018, Time: 23:54:08, ID: 1803143-01 CBD-1RW41-0918 0.25934, Description: CBD-1RW41-0918

	# Name	Trace	Area	IS Area	Wt./Vol.	RRF	Pred.RT	RT	y Axis Resp.	Conc.	%Rec
1	1 PFBS	298.8 > 80.2	5.59e0	1.31e4	0.259		2.93	2.94	0.0123	0.0684	
2	2 PFHxA	312.8 > 269.0	4.08e1	5.59e3	0.259		3.32	3.31	0.0730	0.292	
3	3 PFHpA	362.8 > 319.0	6.11e0	5.59e3	0.259		3.84	3.83	0.0109	0.0463	
4	4 PFHxS	398.7 > 80.2		1.31e4	0.259		3.95				
5	5 PFOA	412.7 > 368.9	1.95e1	5.59e3	0.259		4.27	4.27	0.0349	0.164	
6	6 PFNA	462.8 > 419.0		5.59e3	0.259		4.62				
7	7 PFOS	498.7 > 80.2		1.31e4	0.259		4.66				
8	8 PFDA	512.8 > 468.9	3.37e1	5.59e3	0.259		4.90	4.89	0.0603	0.194	
9	9 N-MeFOSAA	569.8 > 419.0		1.47e4	0.259		5.03				
10	10 N-EtFOSAA	583.8 > 419.0		1.47e4	0.259		5.15				
11	11 PFUnA	562.7 > 518.9		5.59e3	0.259		5.15				
12	12 PFDoA	612.8 > 569.0		5.59e3	0.259		5.39				
13	13 PFTTrDA	662.8 > 619.0		5.59e3	0.259		5.60				
14	14 PFTeDA	712.8 > 669.0		5.59e3	0.259		5.79				
15	15 13C2-PFHxA	314.9 > 270.0	5.98e3	5.59e3	0.259	1.045	3.42	3.31	10.7	39.5	102.5
16	16 13C2-PFDA	514.8 > 470.0	6.73e3	5.59e3	0.259	1.168	4.87	4.89	12.0	39.8	103.1
17	17 d5-N-EtFOSAA	588.8 > 419.0	1.21e4	1.47e4	0.259	0.909	5.02	5.14	33.0	140	90.6
18	18 13C2-PFOA	414.8 > 370.0	5.59e3	5.59e3	0.259	1.000	4.26	4.27	10.0	38.6	100.0
19	19 13C4-PFOS	502.8 > 80.2	1.31e4	1.31e4	0.259	1.000	4.67	4.66	28.7	111	100.0
20	20 d3-N-MeFOSAA	572.7 > 419.0	1.47e4	1.47e4	0.259	1.000	5.01	5.02	40.0	154	100.0

Dataset: X:\G1.PRO\Results\2018\180927G2\180927G2-56.qld

Last Altered: Saturday, September 29, 2018 11:30:48 Pacific Daylight Time

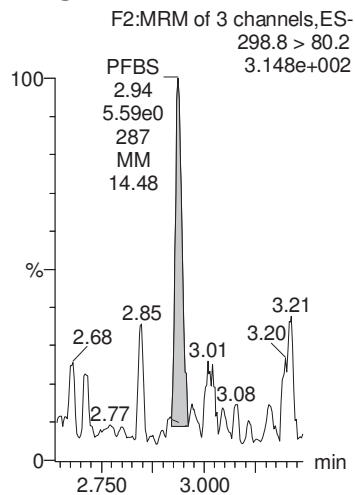
Printed: Saturday, September 29, 2018 11:31:06 Pacific Daylight Time

Method: X:\G1.PRO\MethDB\PFAS\_DW\_L14\_0927.mdb 28 Sep 2018 08:09:42

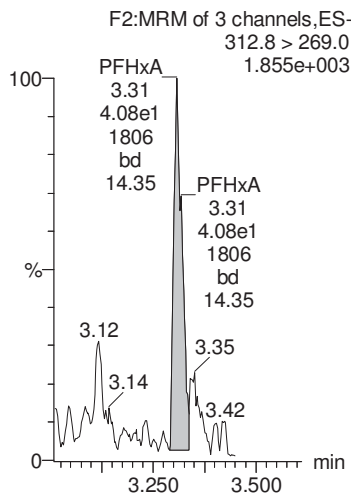
Calibration: X:\G1.pro\CurveDB\C18\_537\_Q1\_09-26-18\_L14.cdb 26 Sep 2018 16:49:19

Name: 180927G2\_56, Date: 27-Sep-2018, Time: 23:54:08, ID: 1803143-01 CBD-1RW41-0918 0.25934, Description: CBD-1RW41-0918

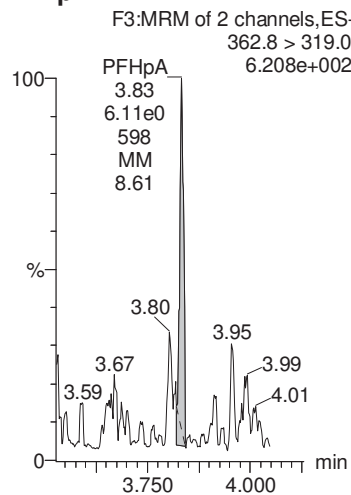
**PFBS**



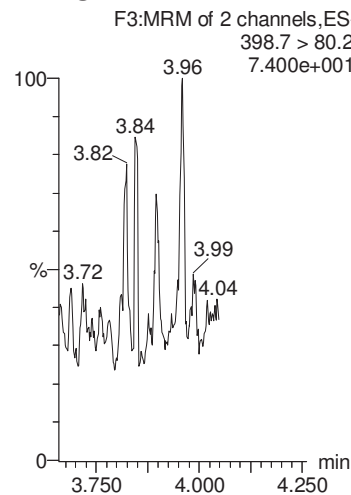
**PFHxA**



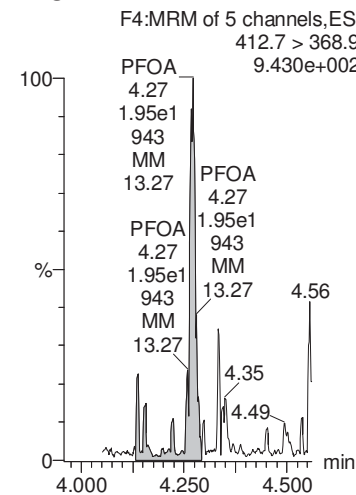
**PFHpA**



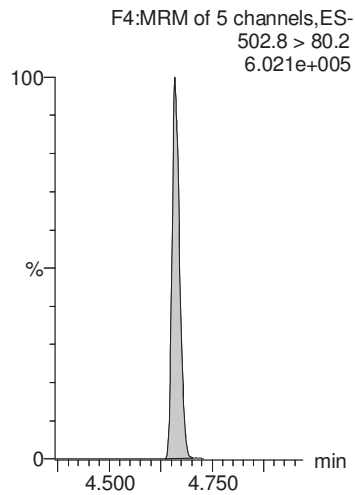
**PFHxS**



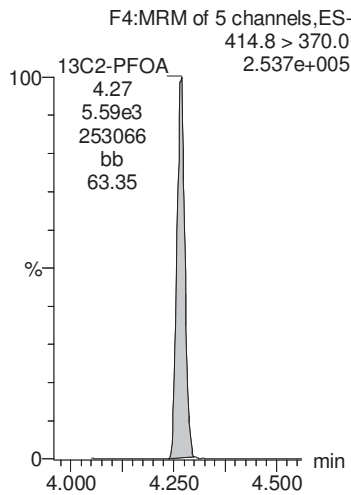
**PFOA**



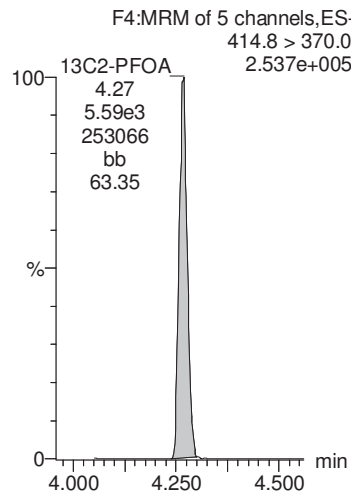
**13C4-PFOS**



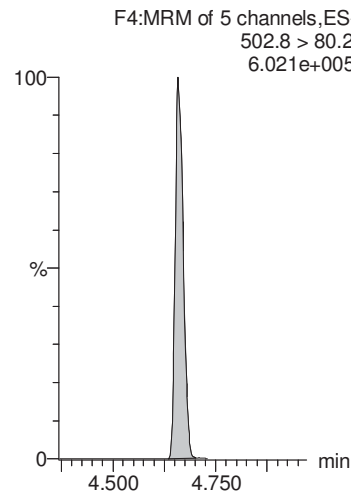
**13C2-PFOA**



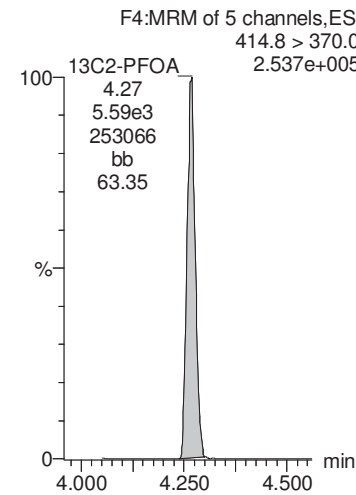
**13C2-PFOA**



**13C4-PFOS**



**13C2-PFOA**



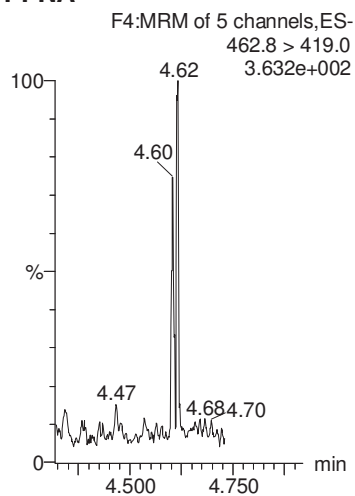
Dataset: X:\G1.PRO\Results\2018\180927G2\180927G2-56.qld

Last Altered: Saturday, September 29, 2018 11:30:48 Pacific Daylight Time

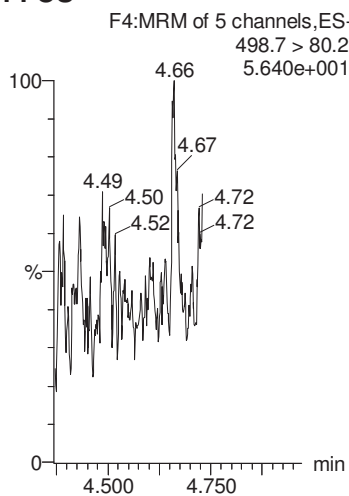
Printed: Saturday, September 29, 2018 11:31:06 Pacific Daylight Time

Name: 180927G2\_56, Date: 27-Sep-2018, Time: 23:54:08, ID: 1803143-01 CBD-1RW41-0918 0.25934, Description: CBD-1RW41-0918

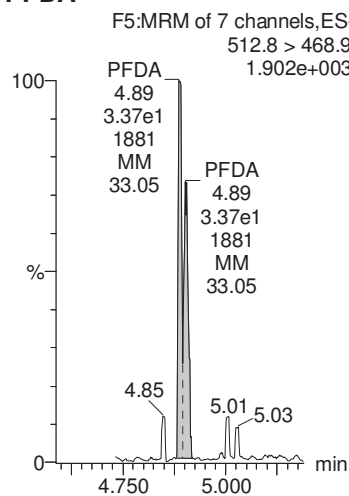
**PFNA**



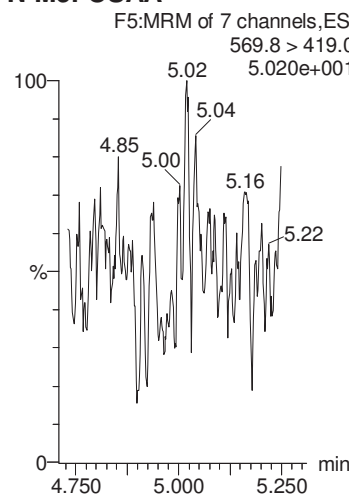
**PFOS**



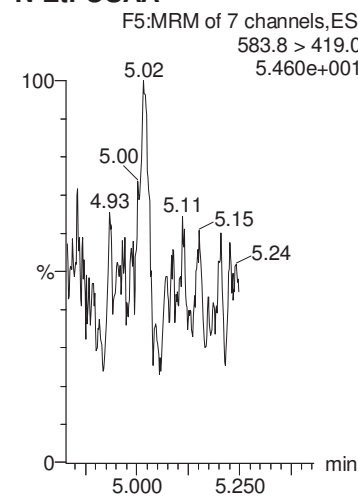
**PFDA**



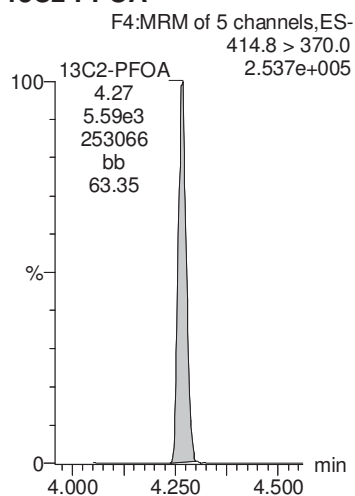
**N-MeFOSAA**



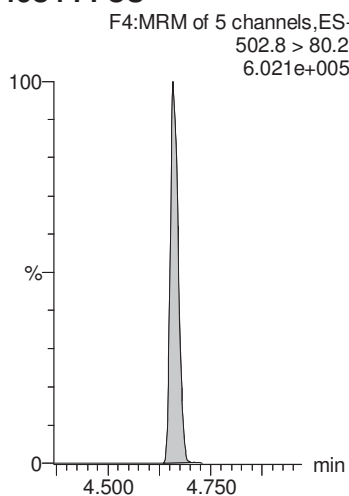
**N-EtFOSAA**



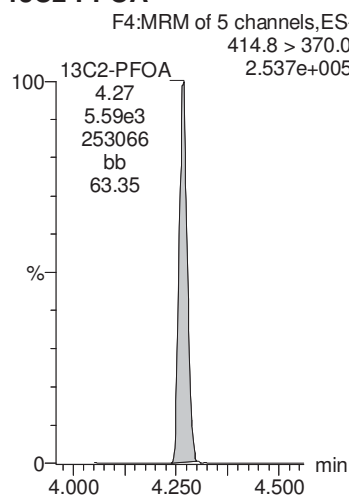
**13C2-PFOA**



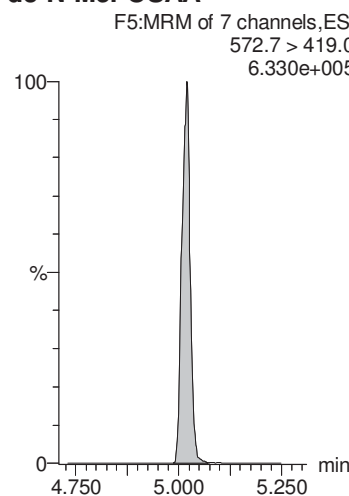
**13C4-PFOS**



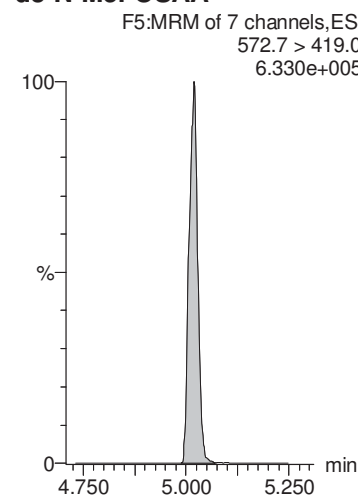
**13C2-PFOA**



**d3-N-MeFOSAA**



**d3-N-MeFOSAA**



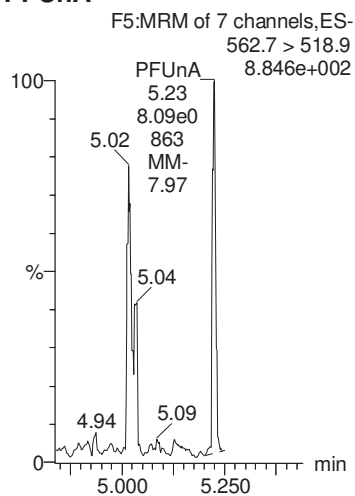
Dataset: X:\G1.PRO\Results\2018\180927G2\180927G2-56.qld

Last Altered: Saturday, September 29, 2018 11:30:48 Pacific Daylight Time

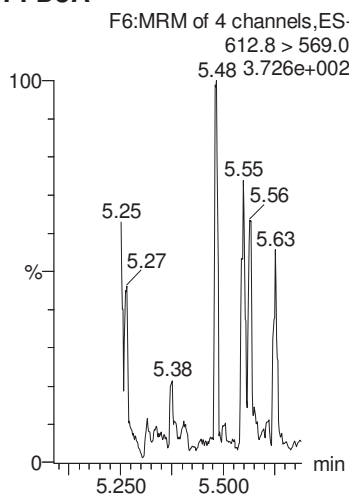
Printed: Saturday, September 29, 2018 11:31:06 Pacific Daylight Time

Name: 180927G2\_56, Date: 27-Sep-2018, Time: 23:54:08, ID: 1803143-01 CBD-1RW41-0918 0.25934, Description: CBD-1RW41-0918

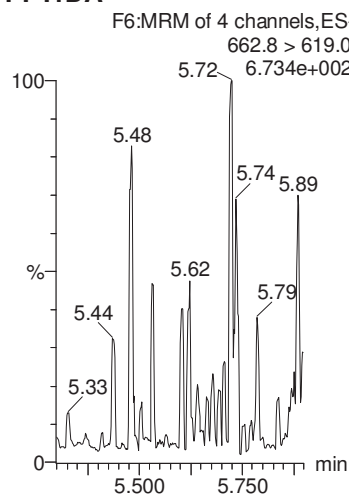
**PFUnA**



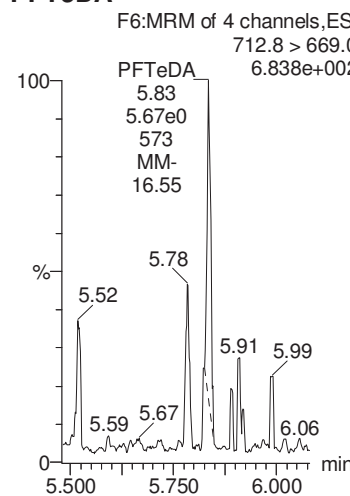
**PFDaA**



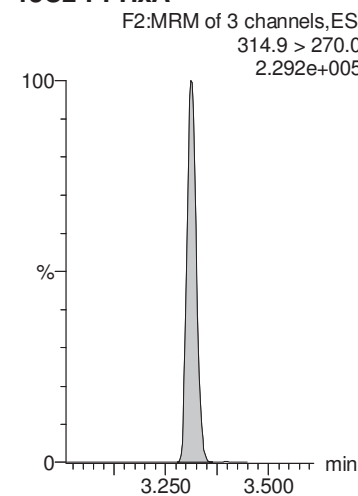
**PFTrDA**



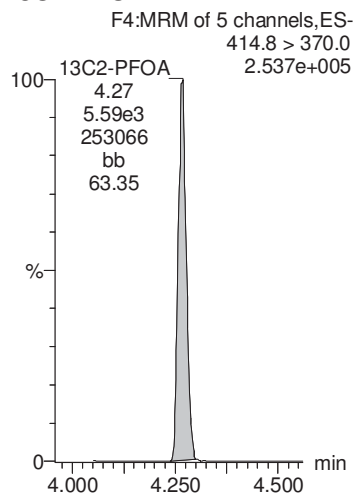
**PFTeDA**



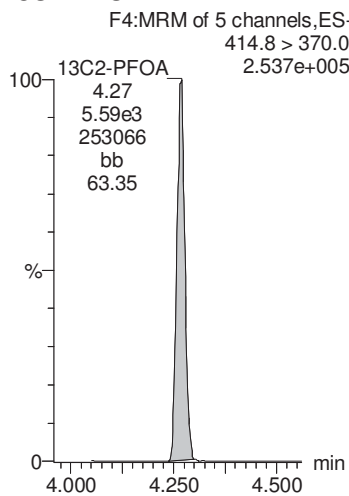
**13C2-PFHxA**



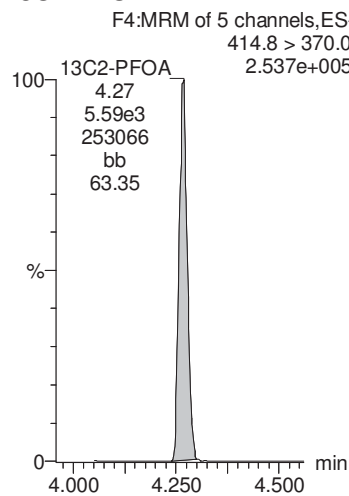
**13C2-PFOA**



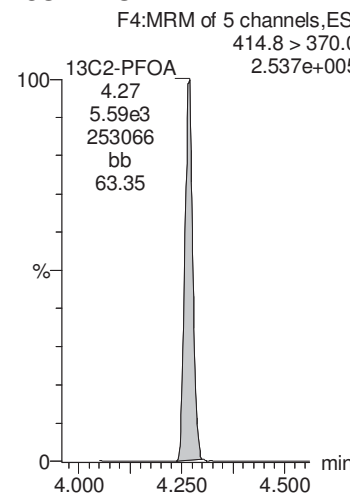
**13C2-PFOA**



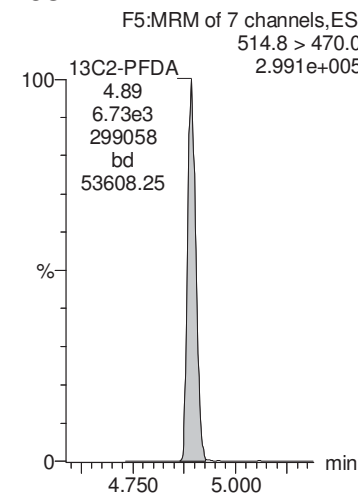
**13C2-PFOA**



**13C2-PFOA**



**13C2-PFDA**



Dataset: X:\G1.PRO\Results\2018\180927G2\180927G2-56.qld

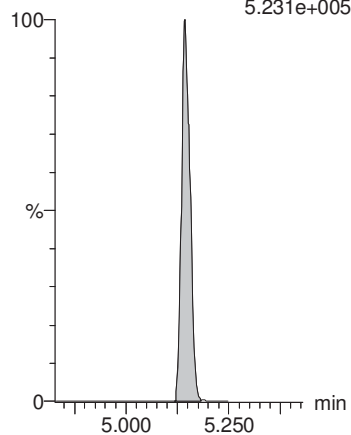
Last Altered: Saturday, September 29, 2018 11:30:48 Pacific Daylight Time

Printed: Saturday, September 29, 2018 11:31:06 Pacific Daylight Time

Name: 180927G2\_56, Date: 27-Sep-2018, Time: 23:54:08, ID: 1803143-01 CBD-1RW41-0918 0.25934, Description: CBD-1RW41-0918

**d5-N-EtFOSAA**

F5:MRM of 7 channels,ES-  
588.8 > 419.0  
5.231e+005





Dataset: X:\G1.PRO\Results\2018\180927G2\180927G2-51.qld

Last Altered: Friday, September 28, 2018 16:42:12 Pacific Daylight Time

Printed: Friday, September 28, 2018 16:42:49 Pacific Daylight Time

Method: X:\G1.PRO\MethDB\PFAS\_DW\_L14\_0927.mdb 28 Sep 2018 08:09:42

Calibration: X:\G1.PRO\CurveDB\C18\_537\_Q1\_09-26-18\_L14.cdb 26 Sep 2018 16:49:19

Name: 180927G2\_51, Date: 27-Sep-2018, Time: 22:48:48, ID: B8I0193-MS1 LFSM 0.26031, Description: LFSM

	# Name	Trace	Area	IS Area	Wt./Vol.	RRF	Pred.RT	RT	y Axis Resp.	Conc.	%Rec
1	1 PFBS	298.8 > 80.2	1.50e3	1.33e4	0.260		2.93	2.95	3.23	17.9	
2	2 PFHxA	312.8 > 269.0	2.81e3	5.15e3	0.260		3.32	3.31	5.47	21.8	
3	3 PFHpA	362.8 > 319.0	2.67e3	5.15e3	0.260		3.84	3.83	5.19	21.9	
4	4 PFHxS	398.7 > 80.2	1.70e3	1.33e4	0.260		3.95	3.95	3.68	19.3	
5	5 PFOA	412.7 > 368.9	2.43e3	5.15e3	0.260		4.27	4.27	4.72	22.1	
6	6 PFNA	462.8 > 419.0	3.08e3	5.15e3	0.260		4.62	4.60	5.98	23.1	
7	7 PFOS	498.7 > 80.2	7.22e2	1.33e4	0.260		4.66	4.66	1.56	19.4	
8	8 PFDA	512.8 > 468.9	3.86e3	5.15e3	0.260		4.90	4.89	7.49	24.0	
9	9 N-MeFOSAA	569.8 > 419.0	1.17e3	1.52e4	0.260		5.03	5.02	3.08	15.3	
10	10 N-EtFOSAA	583.8 > 419.0	1.28e3	1.52e4	0.260		5.14	5.14	3.37	20.6	
11	11 PFUnA	562.7 > 518.9	3.88e3	5.15e3	0.260		5.15	5.16	7.54	22.0	
12	12 PFDoA	612.8 > 569.0	3.60e3	5.15e3	0.260		5.39	5.40	6.99	26.1	
13	13 PFTTrDA	662.8 > 619.0	3.42e3	5.15e3	0.260		5.60	5.61	6.64	22.3	
14	14 PFTeDA	712.8 > 669.0	4.02e3	5.15e3	0.260		5.79	5.79	7.80	20.5	
15	15 13C2-PFHxA	314.9 > 270.0	5.85e3	5.15e3	0.260	1.045	3.42	3.31	11.4	41.8	108.8
16	16 13C2-PFDA	514.8 > 470.0	6.59e3	5.15e3	0.260	1.168	4.86	4.89	12.8	42.1	109.7
17	17 d5-N-EtFOSAA	588.8 > 419.0	1.12e4	1.52e4	0.260	0.909	5.02	5.14	29.5	125	81.2
18	18 13C2-PFOA	414.8 > 370.0	5.15e3	5.15e3	0.260	1.000	4.26	4.27	10.0	38.4	100.0
19	19 13C4-PFOS	502.8 > 80.2	1.33e4	1.33e4	0.260	1.000	4.67	4.66	28.7	110	100.0
20	20 d3-N-MeFOSAA	572.7 > 419.0	1.52e4	1.52e4	0.260	1.000	5.01	5.02	40.0	154	100.0

Dataset: X:\G1.PRO\Results\2018\180927G2\180927G2-51.qld

Last Altered: Friday, September 28, 2018 16:42:12 Pacific Daylight Time

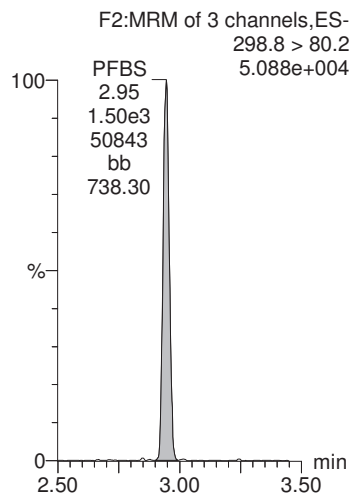
Printed: Friday, September 28, 2018 16:42:49 Pacific Daylight Time

Method: X:\G1.PRO\MethDB\PFAS\_DW\_L14\_0927.mdb 28 Sep 2018 08:09:42

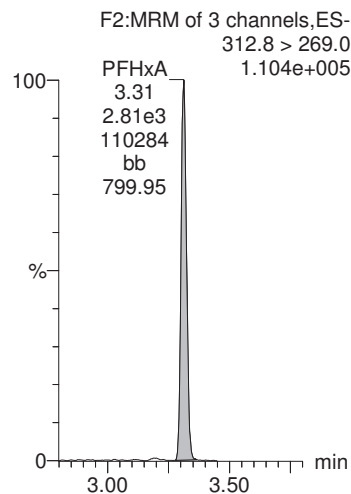
Calibration: X:\G1.PRO\CurveDB\C18\_537\_Q1\_09-26-18\_L14.cdb 26 Sep 2018 16:49:19

Name: 180927G2\_51, Date: 27-Sep-2018, Time: 22:48:48, ID: B8I0193-MS1 LFSM 0.26031, Description: LFSM

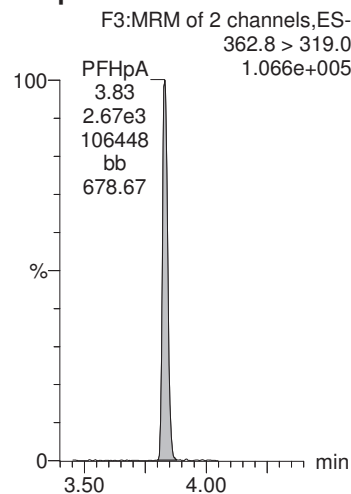
**PFBS**



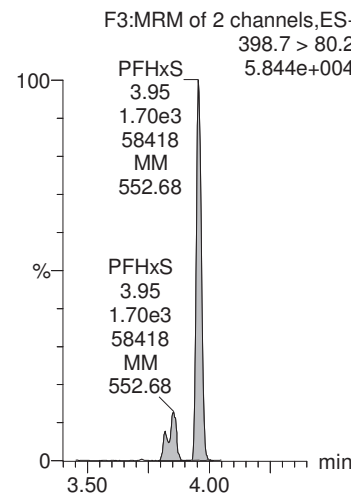
**PFHxA**



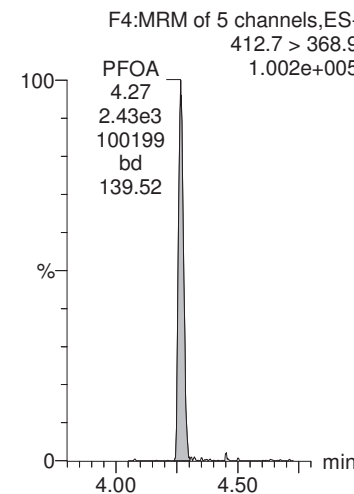
**PFHpA**



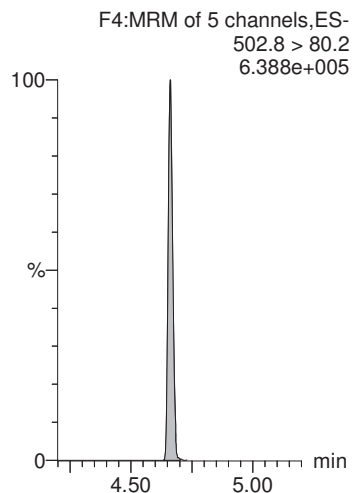
**PFHxS**



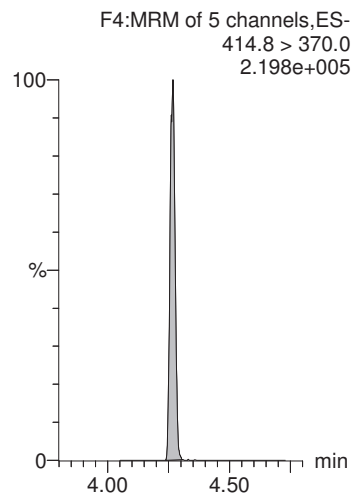
**PFOA**



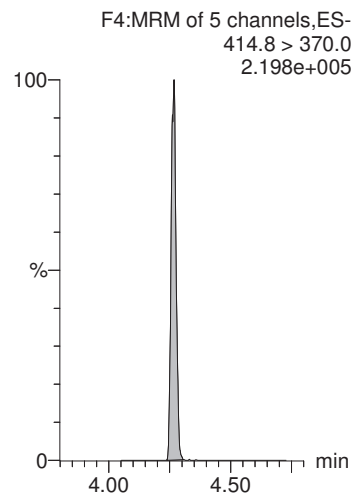
**13C4-PFOS**



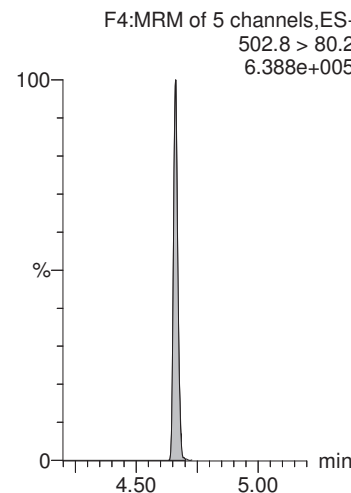
**13C2-PFOA**



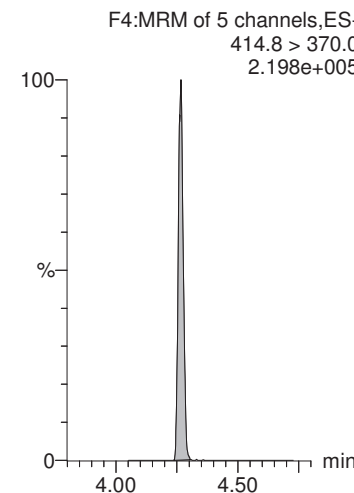
**13C2-PFOA**



**13C4-PFOS**



**13C2-PFOA**

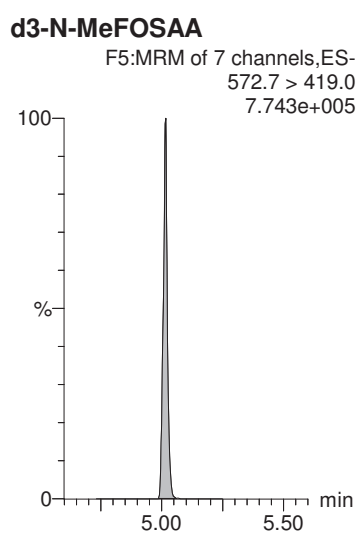
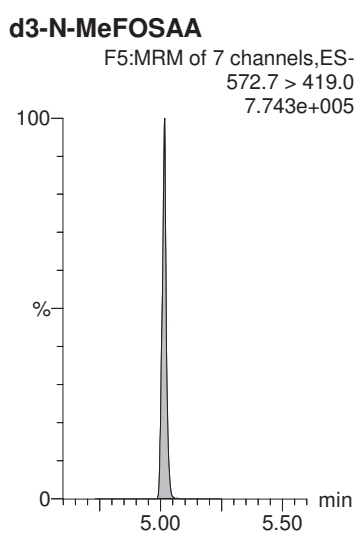
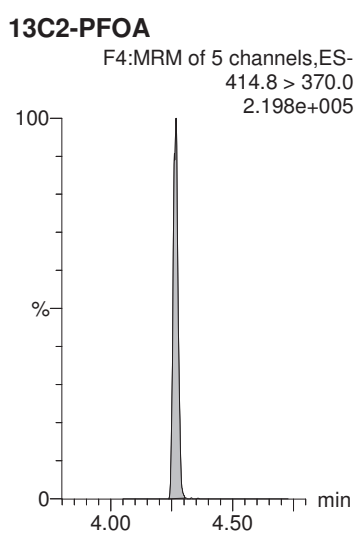
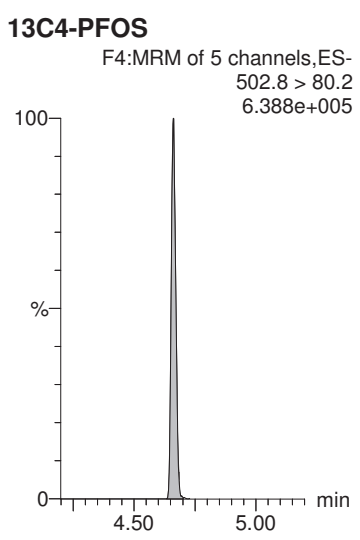
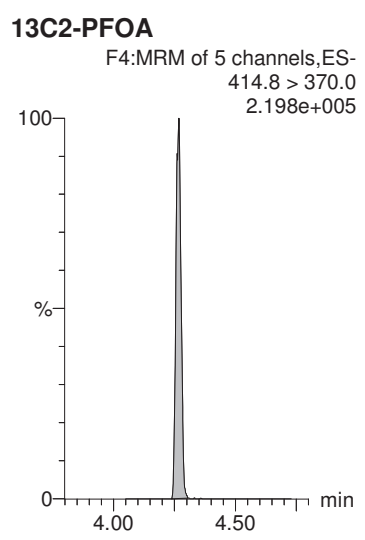
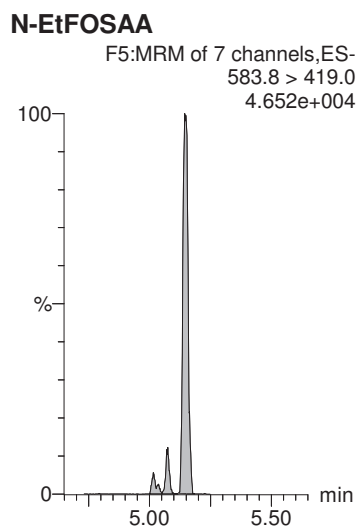
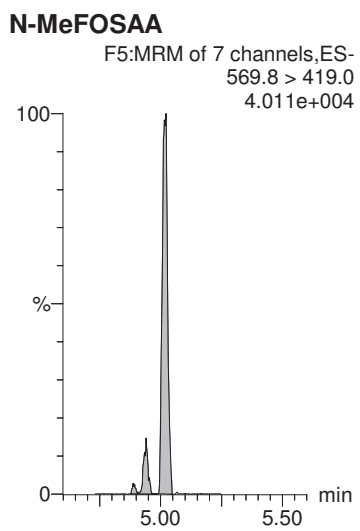
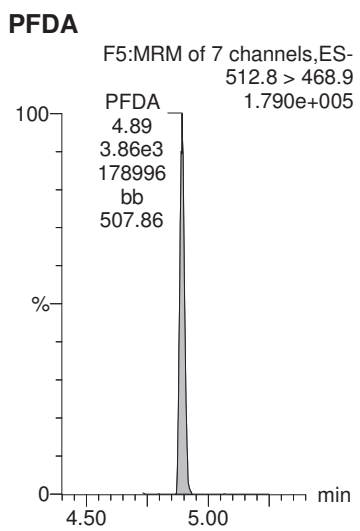
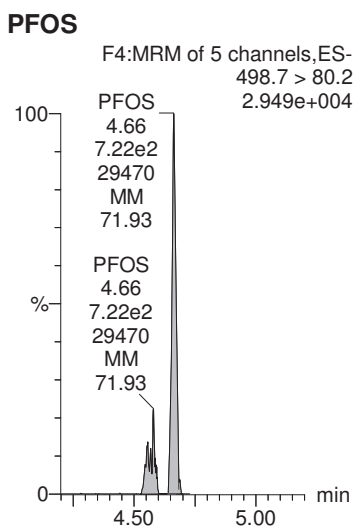
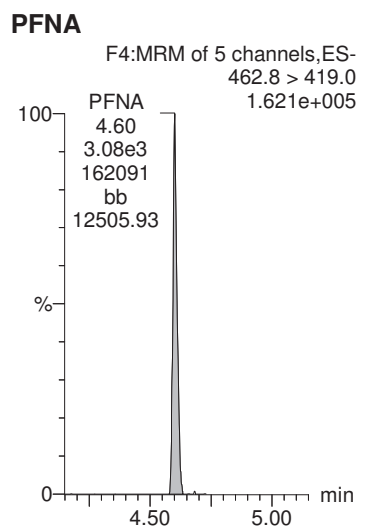


Dataset: X:\G1.PRO\Results\2018\180927G2\180927G2-51.qld

Last Altered: Friday, September 28, 2018 16:42:12 Pacific Daylight Time

Printed: Friday, September 28, 2018 16:42:49 Pacific Daylight Time

Name: 180927G2\_51, Date: 27-Sep-2018, Time: 22:48:48, ID: B8I0193-MS1 LFSM 0.26031, Description: LFSM

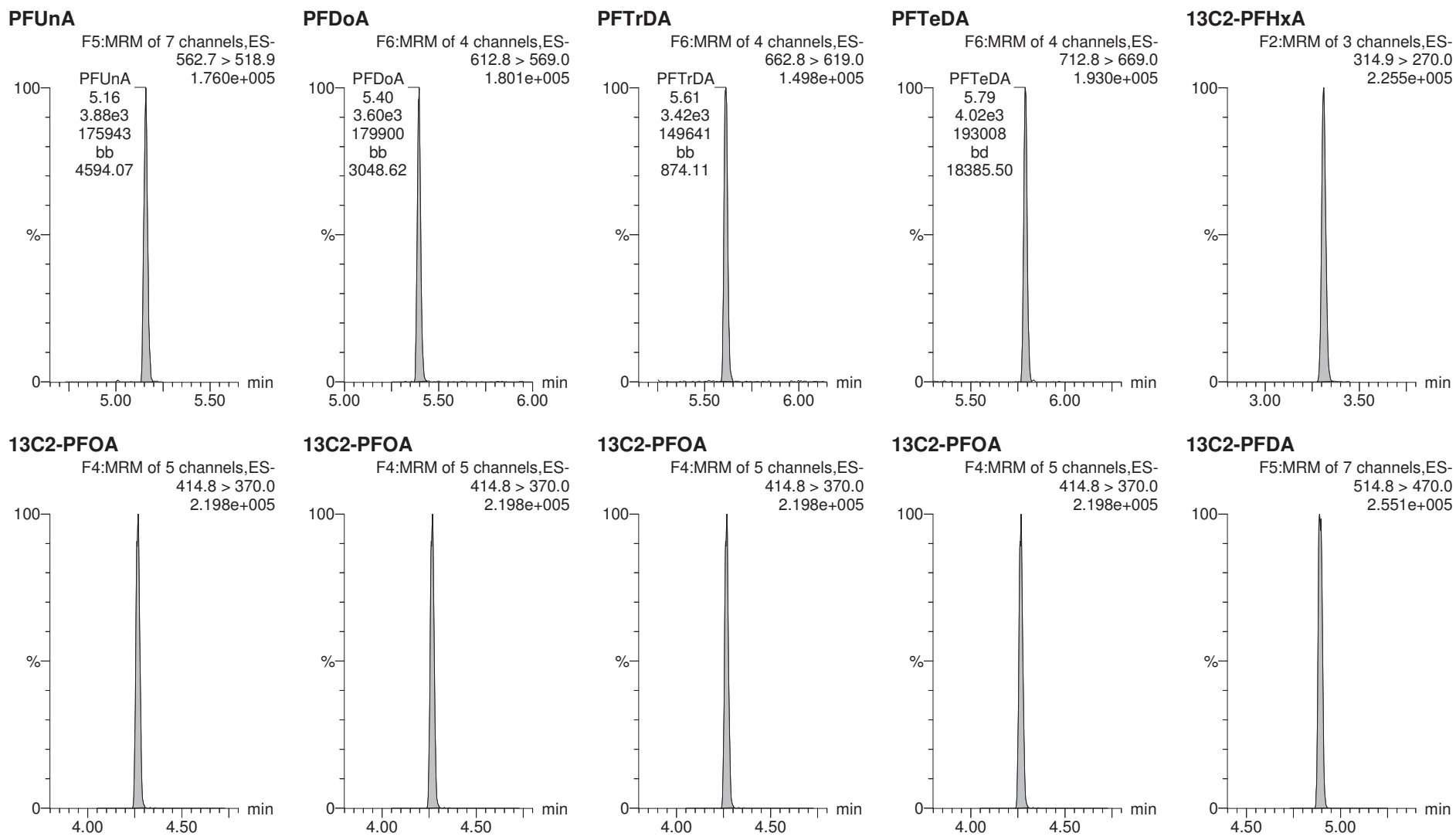


Dataset: X:\G1.PRO\Results\2018\180927G2\180927G2-51.qld

Last Altered: Friday, September 28, 2018 16:42:12 Pacific Daylight Time

Printed: Friday, September 28, 2018 16:42:49 Pacific Daylight Time

Name: 180927G2\_51, Date: 27-Sep-2018, Time: 22:48:48, ID: B8I0193-MS1 LFSM 0.26031, Description: LFSM



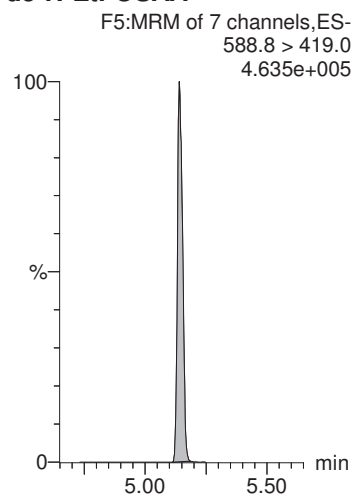
Dataset: X:\G1.PRO\Results\2018\180927G2\180927G2-51.qld

Last Altered: Friday, September 28, 2018 16:42:12 Pacific Daylight Time

Printed: Friday, September 28, 2018 16:42:49 Pacific Daylight Time

Name: 180927G2\_51, Date: 27-Sep-2018, Time: 22:48:48, ID: B8I0193-MS1 LFSM 0.26031, Description: LFSM

**d5-N-EtFOSAA**



Dataset: X:\G1.PRO\Results\2018\180927G2\180927G2-52.qld

Last Altered: Friday, September 28, 2018 17:07:37 Pacific Daylight Time

Printed: Friday, September 28, 2018 17:08:37 Pacific Daylight Time

Method: X:\G1.PRO\MethDB\PFAS\_DW\_L14\_0927.mdb 28 Sep 2018 08:09:42

Calibration: X:\G1.PRO\CurveDB\C18\_537\_Q1\_09-26-18\_L14.cdb 26 Sep 2018 16:49:19

Name: 180927G2\_52, Date: 27-Sep-2018, Time: 23:02:23, ID: B8I0193-MSD1 LFSMD 0.25838, Description: LFSMD

	# Name	Trace	Area	IS Area	Wt./Vol.	RRF	Pred.RT	RT	y Axis Resp.	Conc.	%Rec
1	1 PFBS	298.8 > 80.2	1.52e3	1.36e4	0.258		2.93	2.95	3.22	18.0	
2	2 PFHxA	312.8 > 269.0	2.83e3	6.08e3	0.258		3.32	3.31	4.66	18.7	
3	3 PFHpA	362.8 > 319.0	2.78e3	6.08e3	0.258		3.84	3.83	4.58	19.5	
4	4 PFHxS	398.7 > 80.2	1.72e3	1.36e4	0.258		3.95	3.96	3.64	19.2	
5	5 PFOA	412.7 > 368.9	2.38e3	6.08e3	0.258		4.26	4.27	3.92	18.4	
6	6 PFNA	462.8 > 419.0	2.89e3	6.08e3	0.258		4.62	4.60	4.75	18.5	
7	7 PFOS	498.7 > 80.2	7.99e2	1.36e4	0.258		4.66	4.66	1.69	21.1	
8	8 PFDA	512.8 > 468.9	4.04e3	6.08e3	0.258		4.90	4.89	6.65	21.4	
9	9 N-MeFOSAA	569.8 > 419.0	1.27e3	1.53e4	0.258		5.02	5.01	3.31	16.6	
10	10 N-EtFOSAA	583.8 > 419.0	1.14e3	1.53e4	0.258		5.14	5.15	2.98	18.3	
11	11 PFUnA	562.7 > 518.9	4.30e3	6.08e3	0.258		5.15	5.16	7.07	20.8	
12	12 PFDoA	612.8 > 569.0	3.40e3	6.08e3	0.258		5.39	5.40	5.59	21.0	
13	13 PFTrDA	662.8 > 619.0	3.48e3	6.08e3	0.258		5.60	5.61	5.73	19.4	
14	14 PFTeDA	712.8 > 669.0	3.99e3	6.08e3	0.258		5.79	5.79	6.56	17.3	
15	15 13C2-PFHxA	314.9 > 270.0	5.85e3	6.08e3	0.258	1.045	3.42	3.31	9.62	35.7	92.1
16	16 13C2-PFDA	514.8 > 470.0	7.13e3	6.08e3	0.258	1.168	4.86	4.89	11.7	38.9	100.5
17	17 d5-N-EtFOSAA	588.8 > 419.0	1.14e4	1.53e4	0.258	0.909	5.01	5.14	29.8	127	81.9
18	18 13C2-PFOA	414.8 > 370.0	6.08e3	6.08e3	0.258	1.000	4.26	4.26	10.0	38.7	100.0
19	19 13C4-PFOS	502.8 > 80.2	1.36e4	1.36e4	0.258	1.000	4.67	4.66	28.7	111	100.0
20	20 d3-N-MeFOSAA	572.7 > 419.0	1.53e4	1.53e4	0.258	1.000	5.01	5.01	40.0	155	100.0

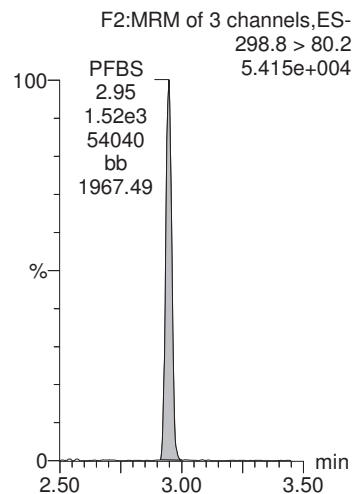
Dataset: X:\G1.PRO\Results\2018\180927G2\180927G2-52.qld

Last Altered: Friday, September 28, 2018 17:07:37 Pacific Daylight Time  
Printed: Friday, September 28, 2018 17:08:37 Pacific Daylight Time

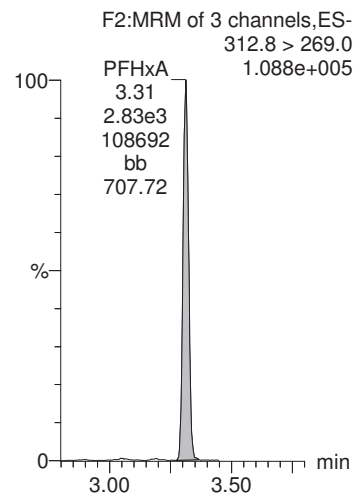
Method: X:\G1.PRO\MethDB\PFAS\_DW\_L14\_0927.mdb 28 Sep 2018 08:09:42  
Calibration: X:\G1.PRO\CurveDB\C18\_537\_Q1\_09-26-18\_L14.cdb 26 Sep 2018 16:49:19

Name: 180927G2\_52, Date: 27-Sep-2018, Time: 23:02:23, ID: B810193-MSD1 LFSMD 0.25838, Description: LFSMD

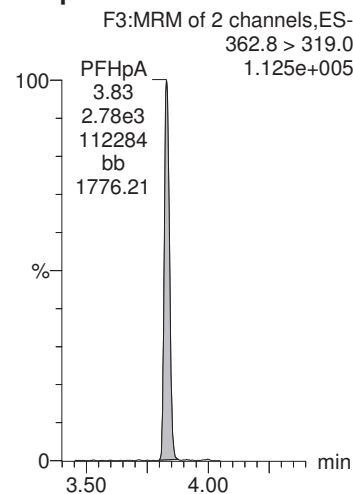
**PFBS**



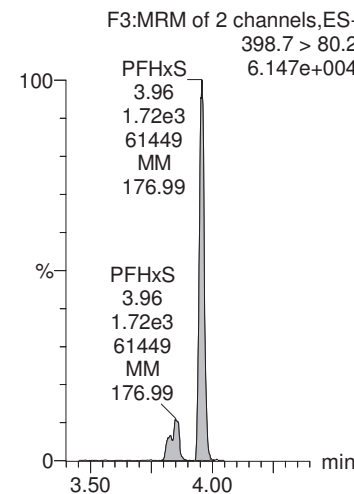
**PFHxA**



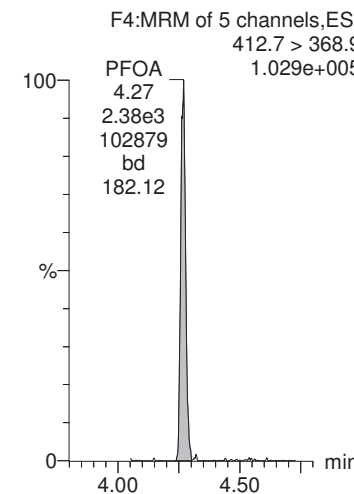
**PFHpA**



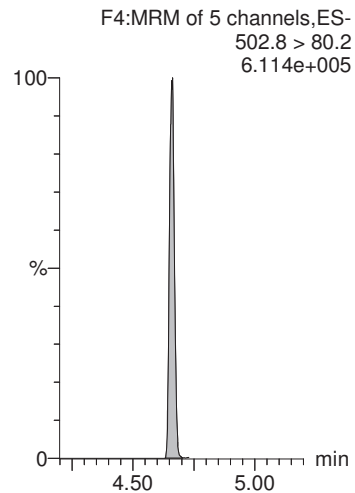
**PFHxS**



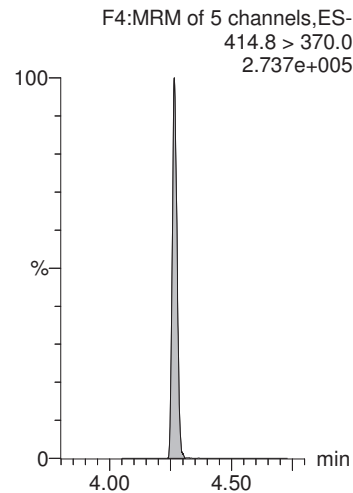
**PFOA**



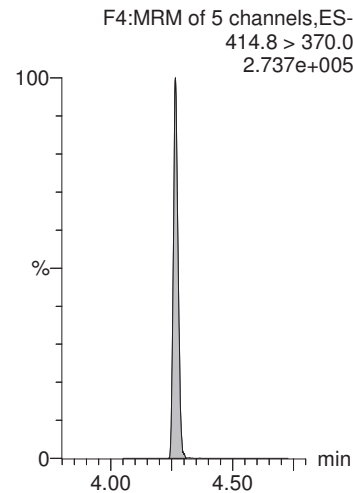
**13C4-PFOS**



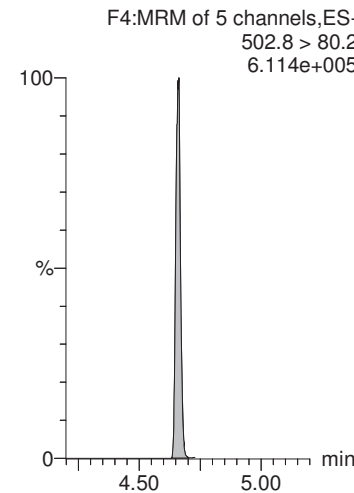
**13C2-PFOA**



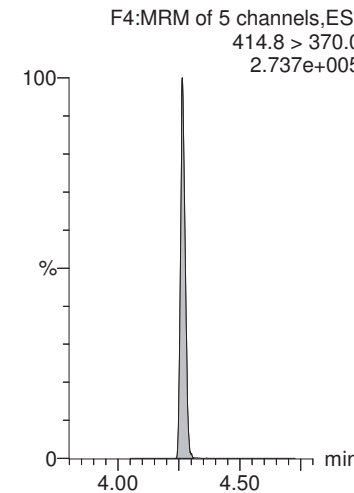
**13C2-PFOA**



**13C4-PFOS**



**13C2-PFOA**

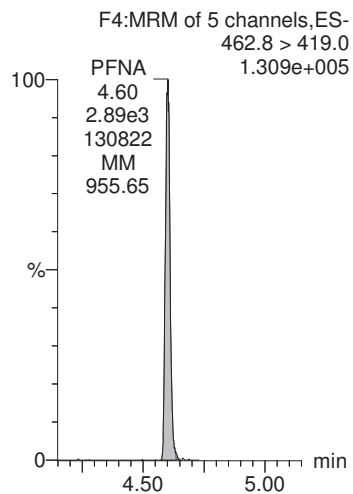


Dataset: X:\G1.PRO\Results\2018\180927G2\180927G2-52.qld

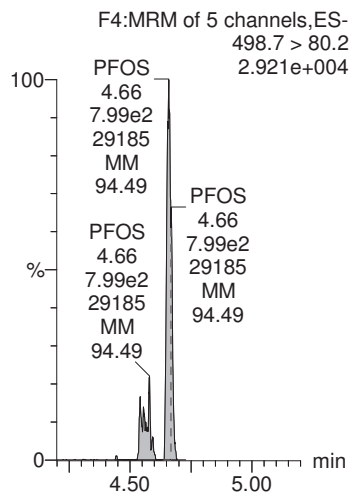
Last Altered: Friday, September 28, 2018 17:07:37 Pacific Daylight Time  
Printed: Friday, September 28, 2018 17:08:37 Pacific Daylight Time

Name: 180927G2\_52, Date: 27-Sep-2018, Time: 23:02:23, ID: B8I0193-MSD1 LFSMD 0.25838, Description: LFSMD

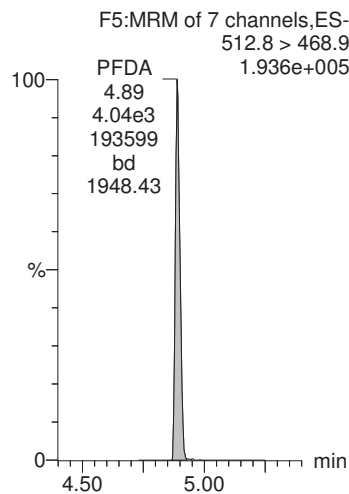
**PFNA**



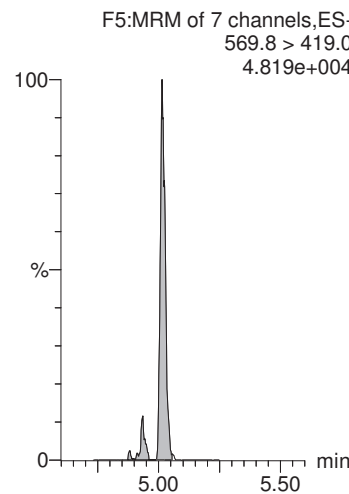
**PFOS**



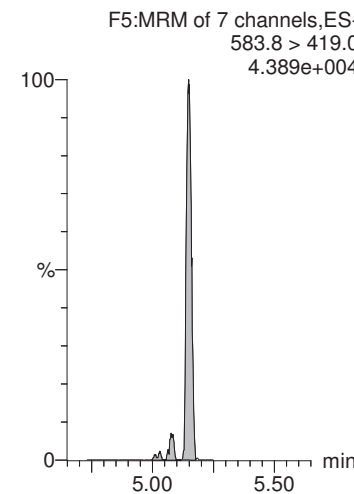
**PFDA**



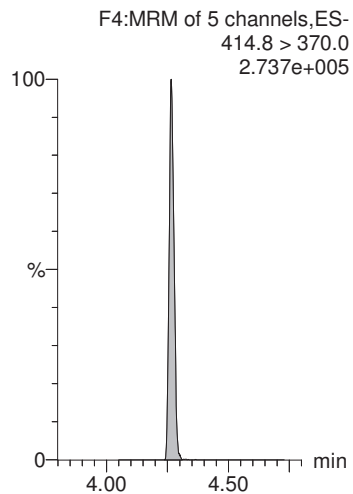
**N-MeFOSAA**



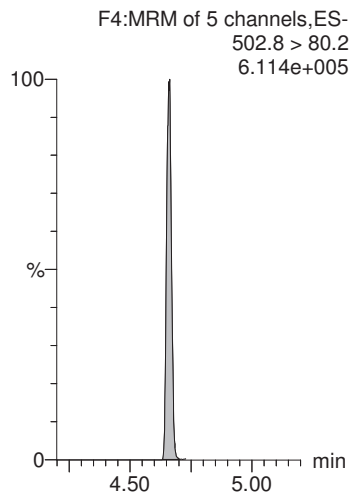
**N-EtFOSAA**



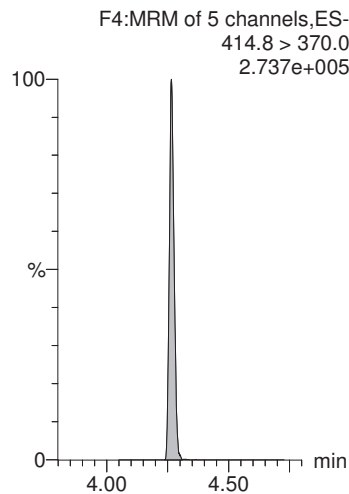
**13C2-PFOA**



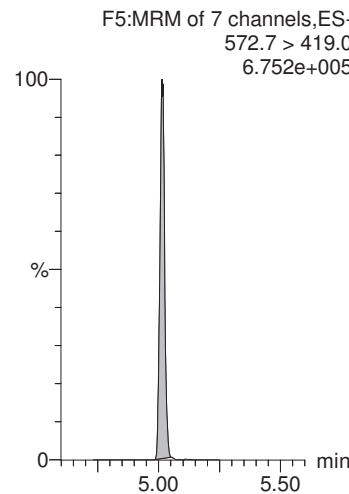
**13C4-PFOS**



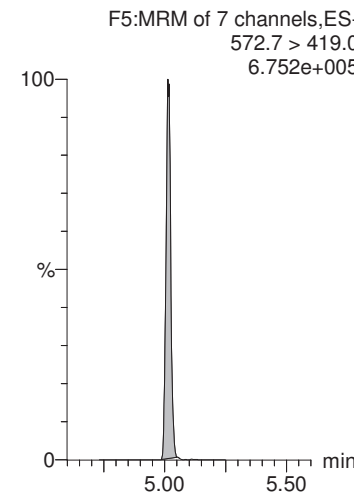
**13C2-PFOA**



**d3-N-MeFOSAA**



**d3-N-MeFOSAA**

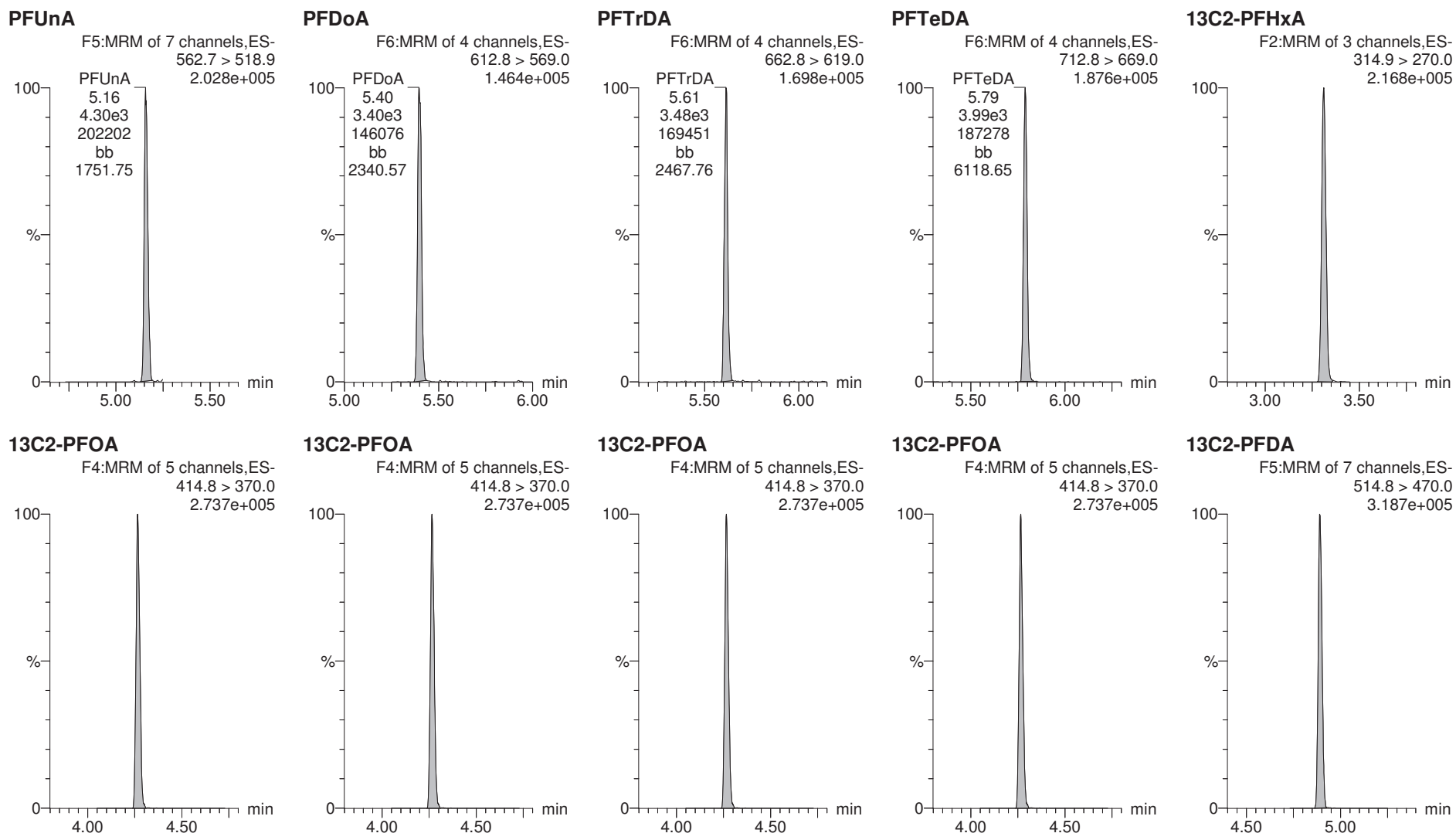




Dataset: X:\G1.PRO\Results\2018\180927G2\180927G2-52.qld

Last Altered: Friday, September 28, 2018 17:07:37 Pacific Daylight Time  
Printed: Friday, September 28, 2018 17:08:37 Pacific Daylight Time

Name: 180927G2\_52, Date: 27-Sep-2018, Time: 23:02:23, ID: B8I0193-MSD1 LFSMD 0.25838, Description: LFSMD



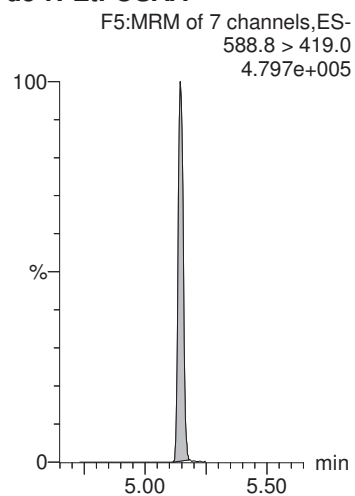
Dataset: X:\G1.PRO\Results\2018\180927G2\180927G2-52.qld

Last Altered: Friday, September 28, 2018 17:07:37 Pacific Daylight Time

Printed: Friday, September 28, 2018 17:08:37 Pacific Daylight Time

Name: 180927G2\_52, Date: 27-Sep-2018, Time: 23:02:23, ID: B8I0193-MSD1 LFSMD 0.25838, Description: LFSMD

**d5-N-EtFOSAA**



Dataset: X:\G1.PRO\Results\2018\180927G2\180927G2-57.qld

Last Altered: Saturday, September 29, 2018 11:33:32 Pacific Daylight Time

Printed: Saturday, September 29, 2018 11:33:56 Pacific Daylight Time

Method: X:\G1.PRO\MethDB\PFAS\_DW\_L14\_0927.mdb 28 Sep 2018 08:09:42

Calibration: X:\G1.pro\CurveDB\C18\_537\_Q1\_09-26-18\_L14.cdb 26 Sep 2018 16:49:19

Name: 180927G2\_57, Date: 28-Sep-2018, Time: 00:07:04, ID: 1803143-02 CBD-1FB41-0918 0.26045, Description: CBD-1FB41-0918

	# Name	Trace	Area	IS Area	Wt./Vol.	RRF	Pred.RT	RT	y Axis Resp.	Conc.	%Rec
1	1 PFBS	298.8 > 80.2		1.32e4	0.260		2.93				
2	2 PFHxA	312.8 > 269.0	2.56e1	5.46e3	0.260		3.32	3.32	0.0470	0.187	
3	3 PFHpA	362.8 > 319.0	7.88e0	5.46e3	0.260		3.84	3.83	0.0144	0.0610	
4	4 PFHxS	398.7 > 80.2		1.32e4	0.260		3.95				
5	5 PFOA	412.7 > 368.9	1.95e1	5.46e3	0.260		4.27	4.27	0.0357	0.167	
6	6 PFNA	462.8 > 419.0		5.46e3	0.260		4.62				
7	7 PFOS	498.7 > 80.2		1.32e4	0.260		4.66				
8	8 PFDA	512.8 > 468.9	5.19e1	5.46e3	0.260		4.90	4.89	0.0950	0.304	
9	9 N-MeFOSAA	569.8 > 419.0		1.36e4	0.260		5.02				
10	10 N-EtFOSAA	583.8 > 419.0		1.36e4	0.260		5.14				
11	11 PFUnA	562.7 > 518.9		5.46e3	0.260		5.15				
12	12 PFDoA	612.8 > 569.0		5.46e3	0.260		5.39				
13	13 PFTTrDA	662.8 > 619.0	4.28e0	5.46e3	0.260		5.60	5.62	0.00785	0.0264	
14	14 PFTeDA	712.8 > 669.0		5.46e3	0.260		5.79				
15	15 13C2-PFHxA	314.9 > 270.0	5.82e3	5.46e3	0.260	1.045	3.42	3.31	10.7	39.2	102.1
16	16 13C2-PFDA	514.8 > 470.0	7.13e3	5.46e3	0.260	1.168	4.86	4.89	13.1	43.0	111.9
17	17 d5-N-EtFOSAA	588.8 > 419.0	1.36e4	1.36e4	0.260	0.909	5.01	5.14	40.1	169	110.2
18	18 13C2-PFOA	414.8 > 370.0	5.46e3	5.46e3	0.260	1.000	4.26	4.27	10.0	38.4	100.0
19	19 13C4-PFOS	502.8 > 80.2	1.32e4	1.32e4	0.260	1.000	4.67	4.66	28.7	110	100.0
20	20 d3-N-MeFOSAA	572.7 > 419.0	1.36e4	1.36e4	0.260	1.000	5.01	5.01	40.0	154	100.0

Dataset: X:\G1.PRO\Results\2018\180927G2\180927G2-57.qld

Last Altered: Saturday, September 29, 2018 11:33:32 Pacific Daylight Time

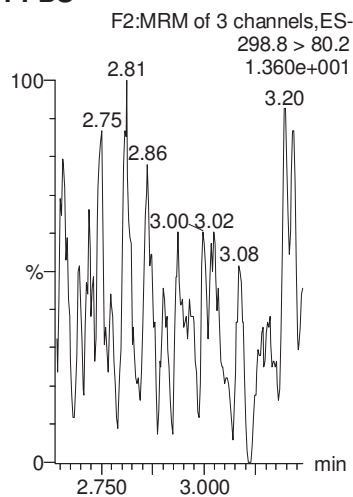
Printed: Saturday, September 29, 2018 11:33:56 Pacific Daylight Time

Method: X:\G1.PRO\MethDB\PFAS\_DW\_L14\_0927.mdb 28 Sep 2018 08:09:42

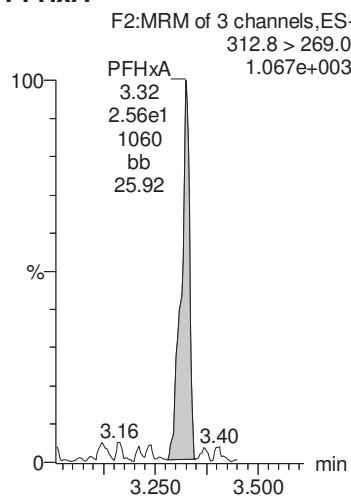
Calibration: X:\G1.pro\CurveDB\C18\_537\_Q1\_09-26-18\_L14.cdb 26 Sep 2018 16:49:19

Name: 180927G2\_57, Date: 28-Sep-2018, Time: 00:07:04, ID: 1803143-02 CBD-1FB41-0918 0.26045, Description: CBD-1FB41-0918

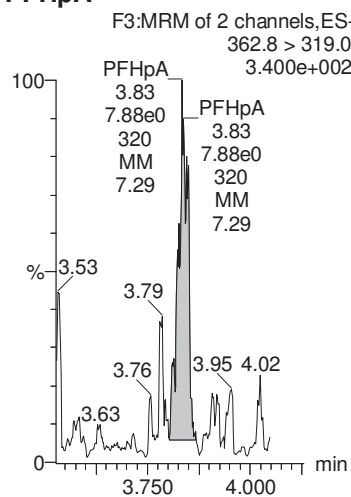
**PFBS**



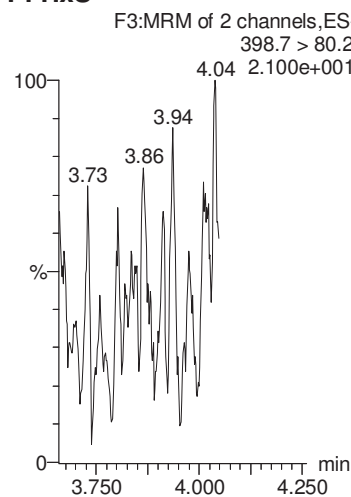
**PFHxA**



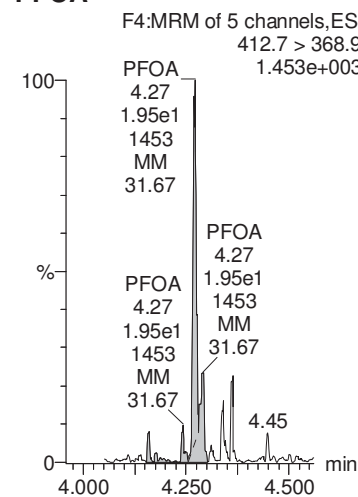
**PFHpA**



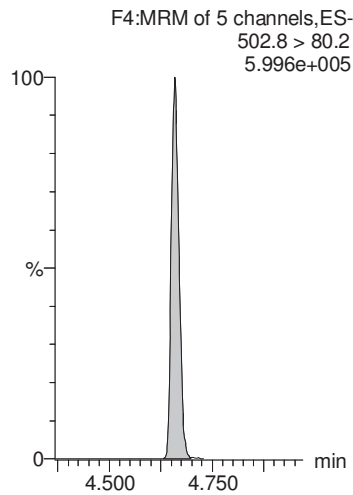
**PFHxS**



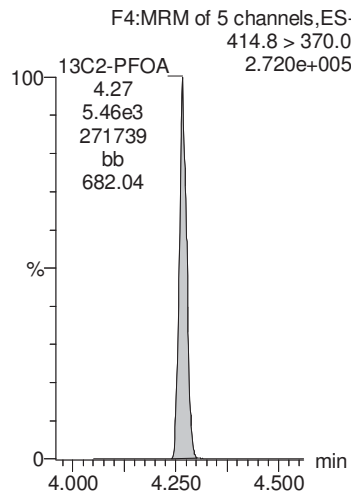
**PFOA**



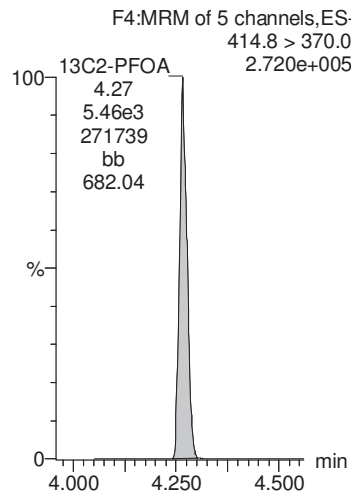
**13C4-PFOS**



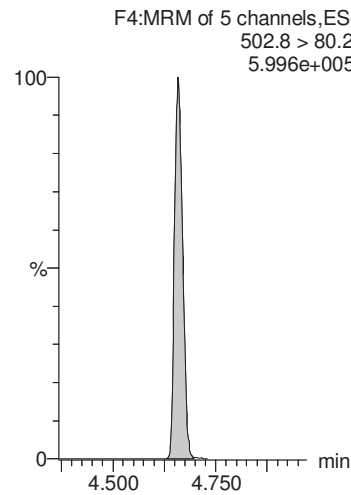
**13C2-PFOA**



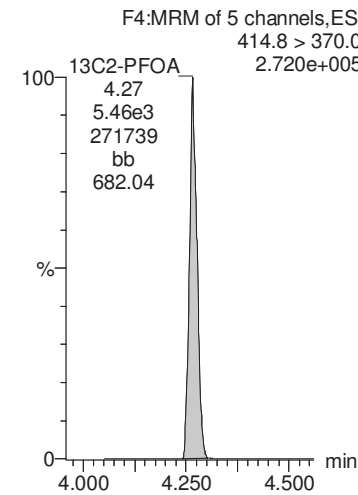
**13C2-PFOA**



**13C4-PFOS**



**13C2-PFOA**



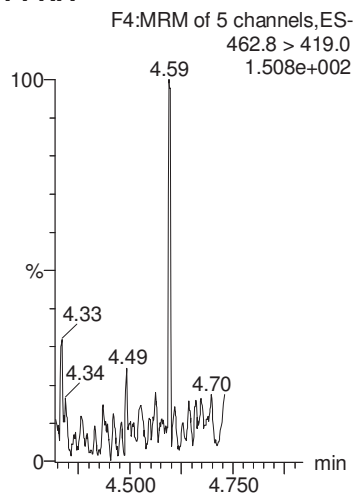
Dataset: X:\G1.PRO\Results\2018\180927G2\180927G2-57.qld

Last Altered: Saturday, September 29, 2018 11:33:32 Pacific Daylight Time

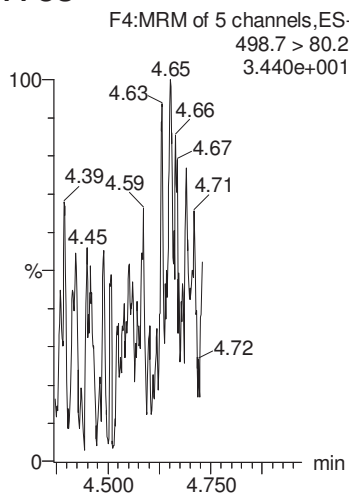
Printed: Saturday, September 29, 2018 11:33:56 Pacific Daylight Time

Name: 180927G2\_57, Date: 28-Sep-2018, Time: 00:07:04, ID: 1803143-02 CBD-1FB41-0918 0.26045, Description: CBD-1FB41-0918

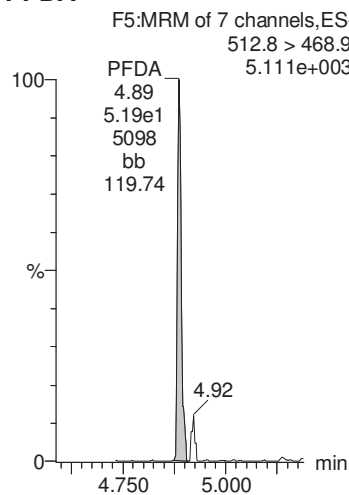
**PFNA**



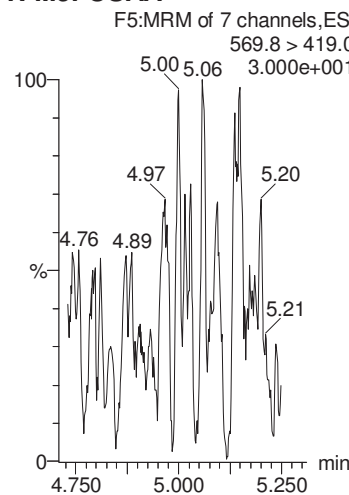
**PFOS**



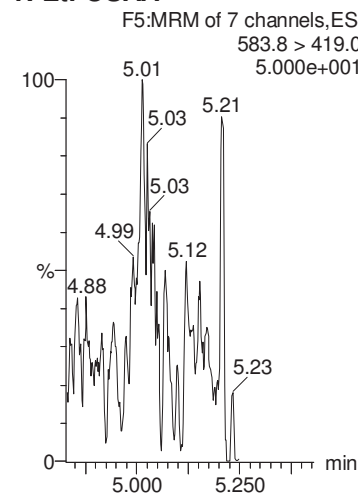
**PFDA**



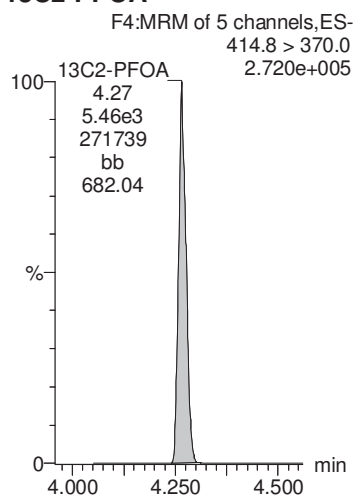
**N-MeFOSAA**



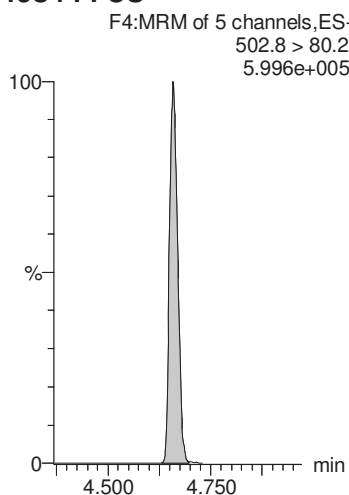
**N-EtFOSAA**



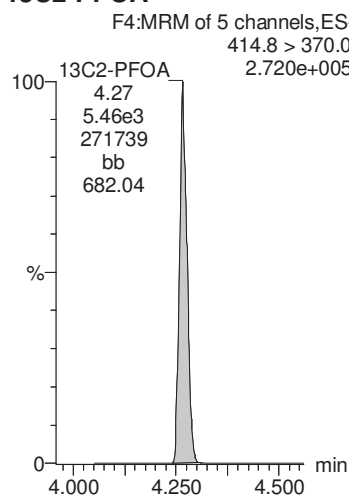
**13C2-PFOA**



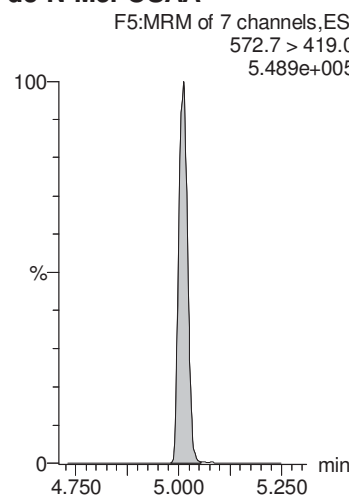
**13C4-PFOS**



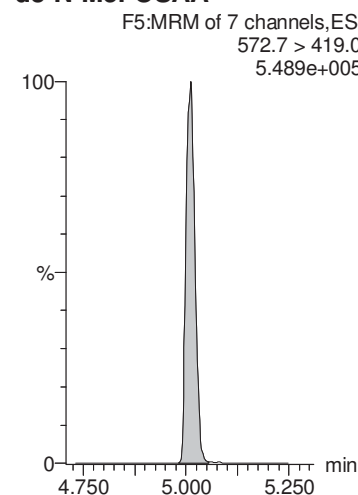
**13C2-PFOA**



**d3-N-MeFOSAA**



**d3-N-MeFOSAA**



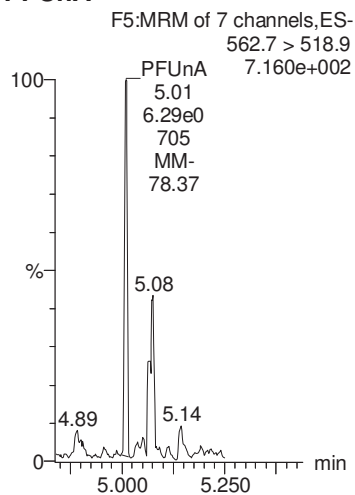
Dataset: X:\G1.PRO\Results\2018\180927G2\180927G2-57.qld

Last Altered: Saturday, September 29, 2018 11:33:32 Pacific Daylight Time

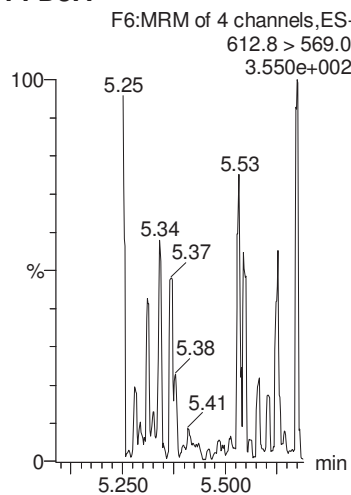
Printed: Saturday, September 29, 2018 11:33:56 Pacific Daylight Time

Name: 180927G2\_57, Date: 28-Sep-2018, Time: 00:07:04, ID: 1803143-02 CBD-1FB41-0918 0.26045, Description: CBD-1FB41-0918

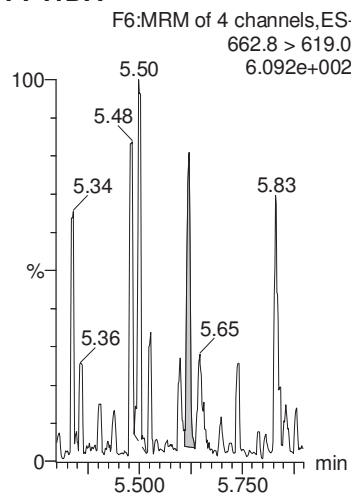
**PFUnA**



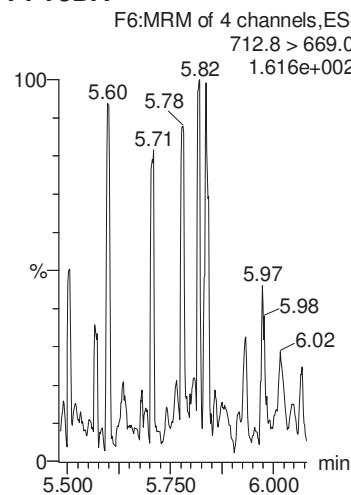
**PFDaA**



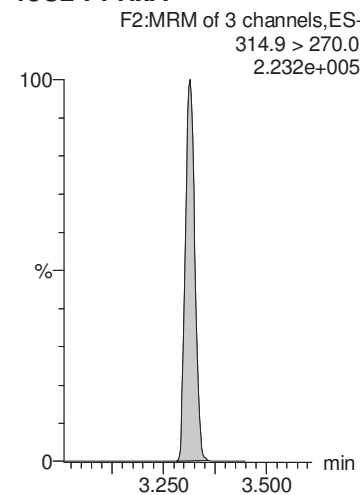
**PFTrDA**



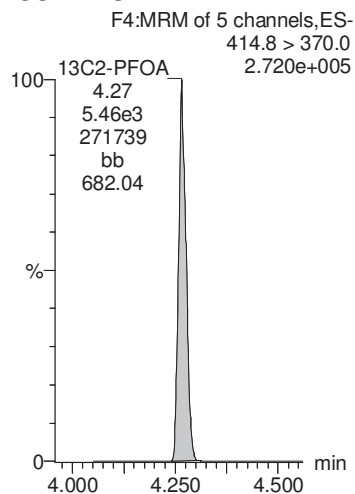
**PFTeDA**



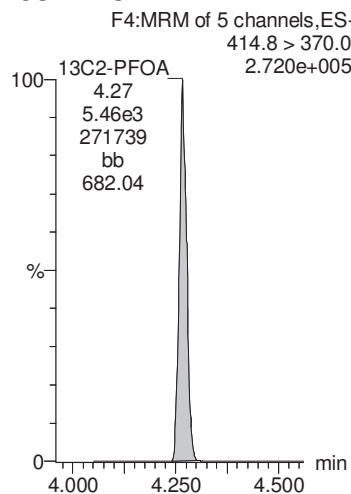
**13C2-PFHxA**



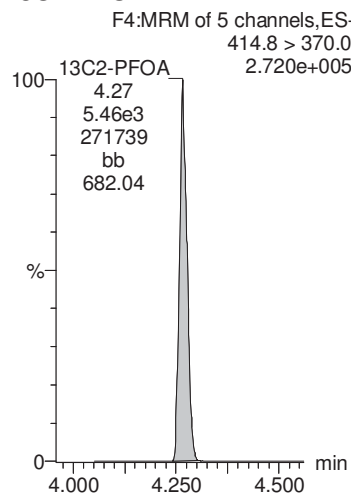
**13C2-PFOA**



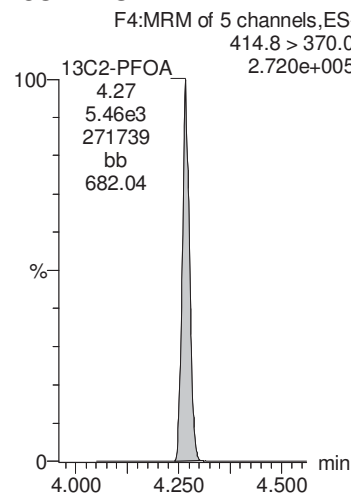
**13C2-PFOA**



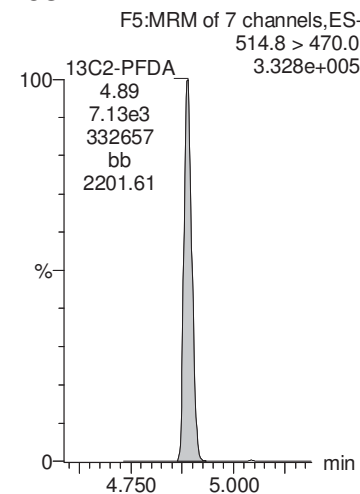
**13C2-PFOA**



**13C2-PFOA**



**13C2-PFDA**



Dataset: X:\G1.PRO\Results\2018\180927G2\180927G2-57.qld

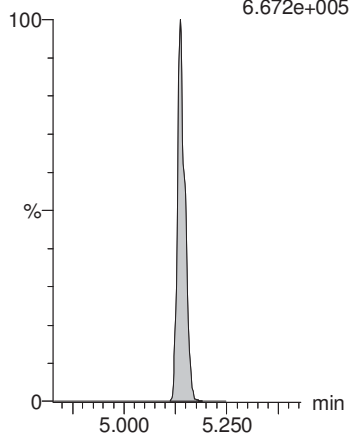
Last Altered: Saturday, September 29, 2018 11:33:32 Pacific Daylight Time

Printed: Saturday, September 29, 2018 11:33:56 Pacific Daylight Time

Name: 180927G2\_57, Date: 28-Sep-2018, Time: 00:07:04, ID: 1803143-02 CBD-1FB41-0918 0.26045, Description: CBD-1FB41-0918

**d5-N-EtFOSAA**

F5:MRM of 7 channels,ES-  
588.8 > 419.0  
6.672e+005



Dataset: X:\G1.PRO\Results\2018\180927G2\180927G2-58.qld

Last Altered: Saturday, September 29, 2018 11:35:57 Pacific Daylight Time

Printed: Saturday, September 29, 2018 11:36:34 Pacific Daylight Time

Method: X:\G1.PRO\MethDB\PFAS\_DW\_L14\_0927.mdb 28 Sep 2018 08:09:42

Calibration: X:\G1.pro\CurveDB\C18\_537\_Q1\_09-26-18\_L14.cdb 26 Sep 2018 16:49:19

Name: 180927G2\_58, Date: 28-Sep-2018, Time: 00:20:01, ID: 1803143-03 CBD-1RW42-0918 0.26311, Description: CBD-1RW42-0918

	# Name	Trace	Area	IS Area	Wt./Vol.	RRF	Pred.RT	RT	y Axis Resp.	Conc.	%Rec
1	1 PFBS	298.8 > 80.2		1.50e4	0.263		2.94				
2	2 PFHxA	312.8 > 269.0	5.64e1	6.31e3	0.263		3.32	3.32	0.0894	0.353	
3	3 PFHpA	362.8 > 319.0	1.27e1	6.31e3	0.263		3.84	3.83	0.0202	0.0843	
4	4 PFHxS	398.7 > 80.2	1.10e1	1.50e4	0.263		3.95	3.95	0.0210	0.109	
5	5 PFOA	412.7 > 368.9	9.96e1	6.31e3	0.263		4.26	4.27	0.158	0.730	
6	6 PFNA	462.8 > 419.0	1.77e0	6.31e3	0.263		4.62	4.61	0.00281	0.0108	
7	7 PFOS	498.7 > 80.2		1.50e4	0.263		4.66				
8	8 PFDA	512.8 > 468.9	5.12e1	6.31e3	0.263		4.90	4.89	0.0811	0.257	
9	9 N-MeFOSAA	569.8 > 419.0		1.64e4	0.263		5.02				
10	10 N-EtFOSAA	583.8 > 419.0		1.64e4	0.263		5.14				
11	11 PFUnA	562.7 > 518.9		6.31e3	0.263		5.15				
12	12 PFDoA	612.8 > 569.0		6.31e3	0.263		5.39				
13	13 PFTTrDA	662.8 > 619.0		6.31e3	0.263		5.60				
14	14 PFTeDA	712.8 > 669.0		6.31e3	0.263		5.79				
15	15 13C2-PFHxA	314.9 > 270.0	5.97e3	6.31e3	0.263	1.045	3.42	3.31	9.46	34.4	90.6
16	16 13C2-PFDA	514.8 > 470.0	7.25e3	6.31e3	0.263	1.168	4.86	4.89	11.5	37.4	98.4
17	17 d5-N-EtFOSAA	588.8 > 419.0	1.24e4	1.64e4	0.263	0.909	5.01	5.14	30.3	126	83.2
18	18 13C2-PFOA	414.8 > 370.0	6.31e3	6.31e3	0.263	1.000	4.26	4.26	10.0	38.0	100.0
19	19 13C4-PFOS	502.8 > 80.2	1.50e4	1.50e4	0.263	1.000	4.67	4.66	28.7	109	100.0
20	20 d3-N-MeFOSAA	572.7 > 419.0	1.64e4	1.64e4	0.263	1.000	5.01	5.01	40.0	152	100.0



Dataset: X:\G1.PRO\Results\2018\180927G2\180927G2-58.qld

Last Altered: Saturday, September 29, 2018 11:35:57 Pacific Daylight Time

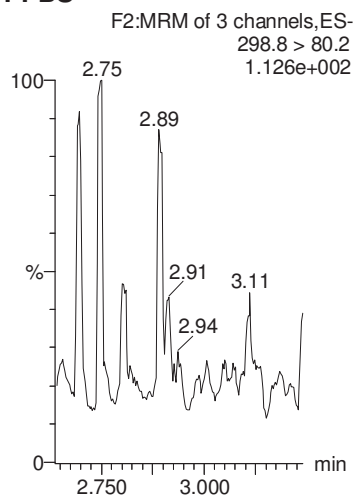
Printed: Saturday, September 29, 2018 11:36:34 Pacific Daylight Time

Method: X:\G1.PRO\MethDB\PFAS\_DW\_L14\_0927.mdb 28 Sep 2018 08:09:42

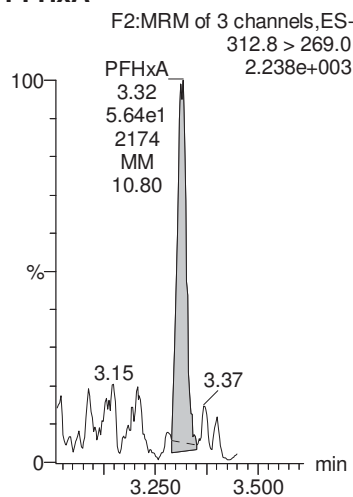
Calibration: X:\G1.pro\CurveDB\C18\_537\_Q1\_09-26-18\_L14.cdb 26 Sep 2018 16:49:19

Name: 180927G2\_58, Date: 28-Sep-2018, Time: 00:20:01, ID: 1803143-03 CBD-1RW42-0918 0.26311, Description: CBD-1RW42-0918

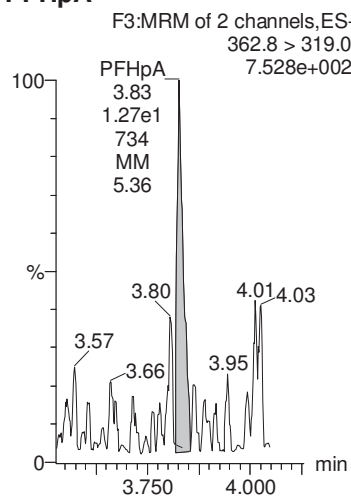
**PFBS**



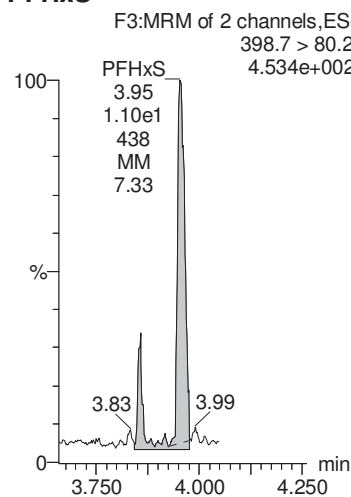
**PFHxA**



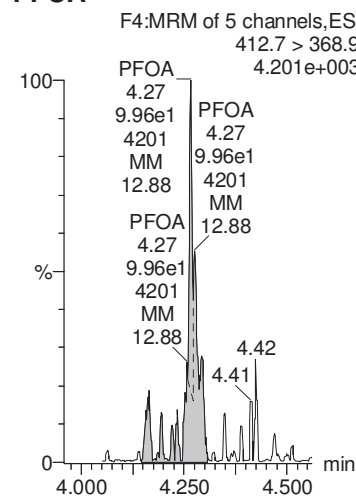
**PFHpA**



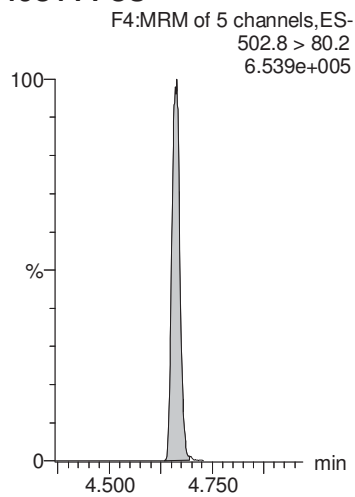
**PFHxS**



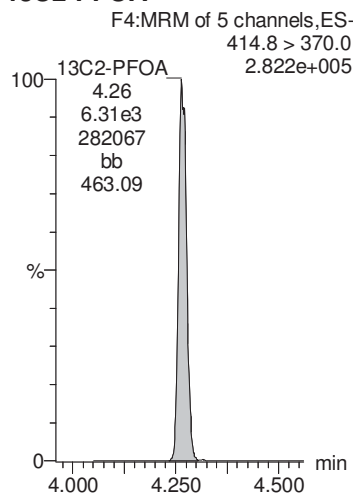
**PFOA**



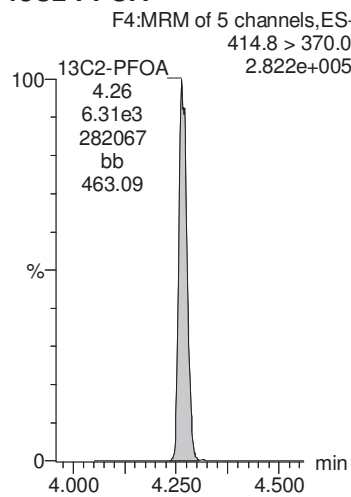
**13C4-PFOS**



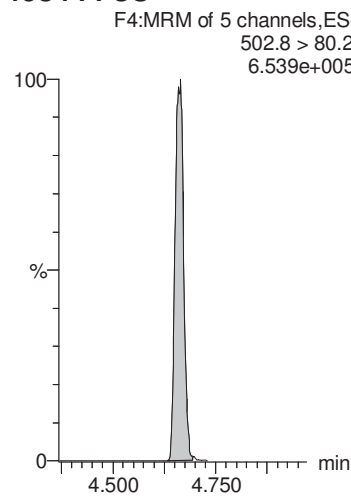
**13C2-PFOA**



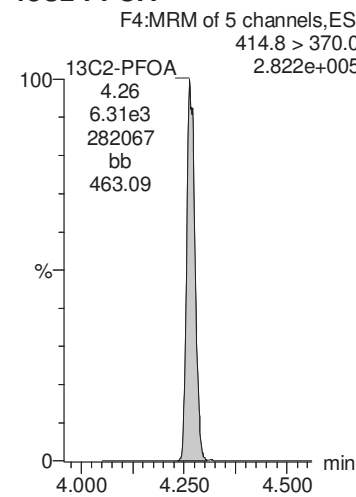
**13C2-PFOA**



**13C4-PFOS**



**13C2-PFOA**



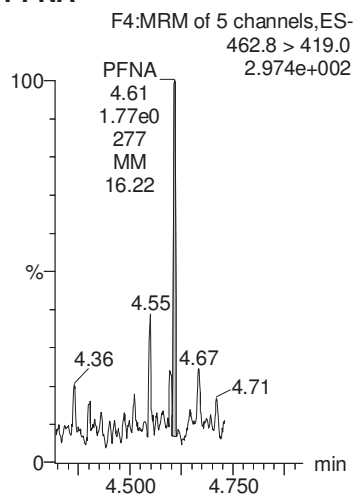
Dataset: X:\G1.PRO\Results\2018\180927G2\180927G2-58.qld

Last Altered: Saturday, September 29, 2018 11:35:57 Pacific Daylight Time

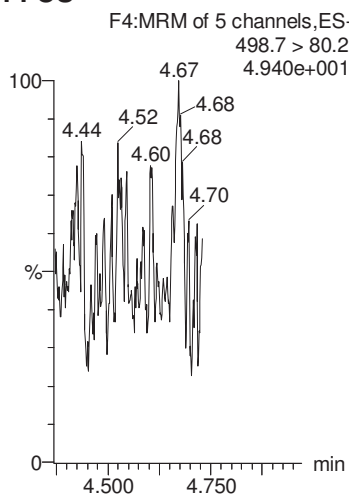
Printed: Saturday, September 29, 2018 11:36:34 Pacific Daylight Time

Name: 180927G2\_58, Date: 28-Sep-2018, Time: 00:20:01, ID: 1803143-03 CBD-1RW42-0918 0.26311, Description: CBD-1RW42-0918

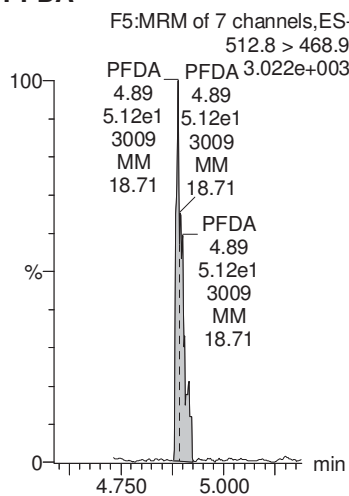
**PFNA**



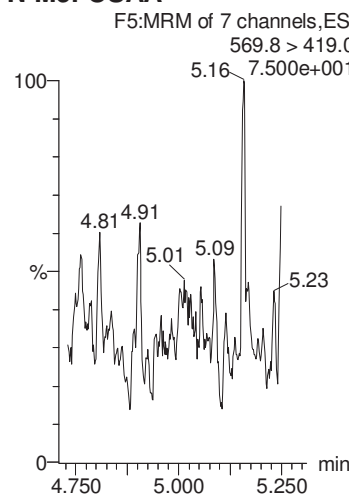
**PFOS**



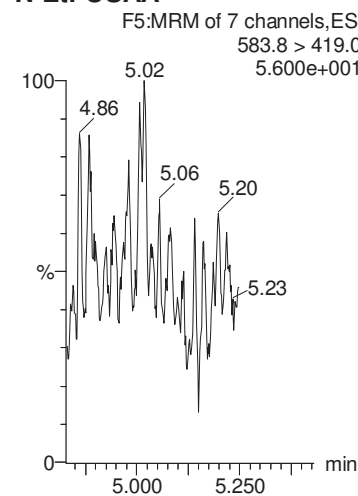
**PFDA**



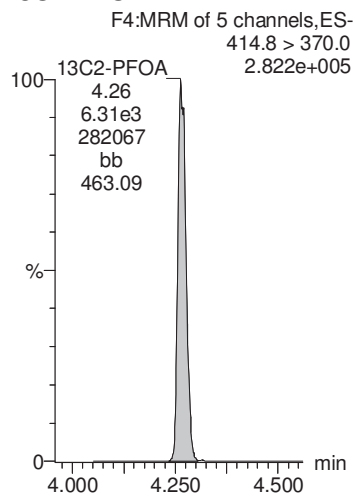
**N-MeFOSAA**



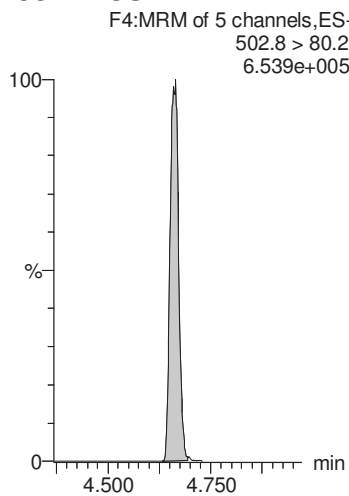
**N-EtFOSAA**



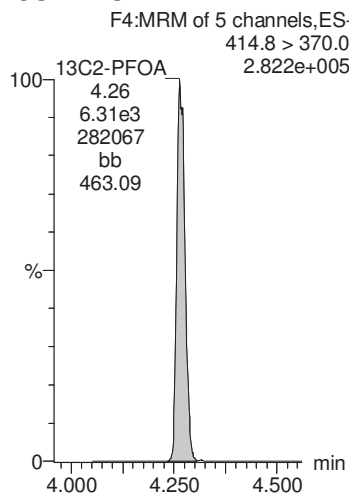
**13C2-PFOA**



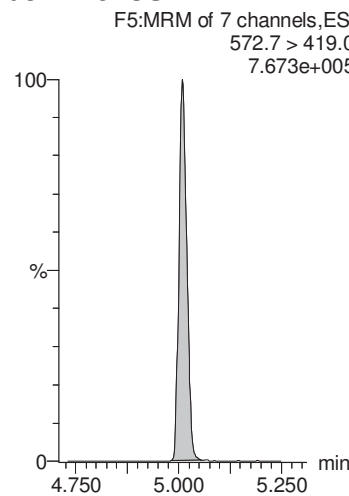
**13C4-PFOS**



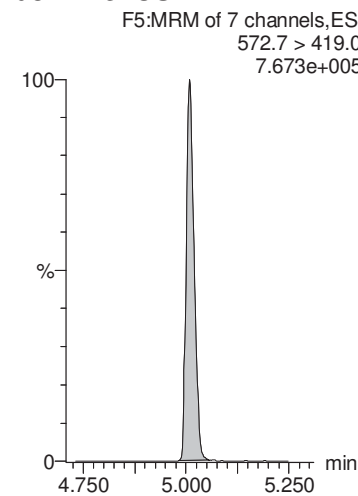
**13C2-PFOA**



**d3-N-MeFOSAA**



**d3-N-MeFOSAA**



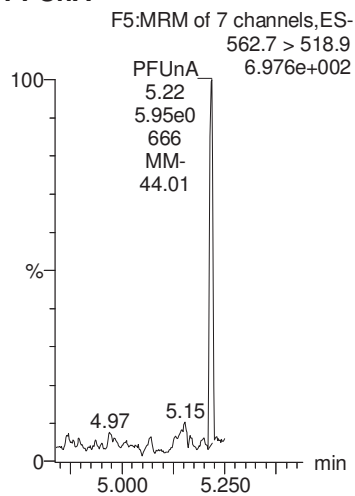
Dataset: X:\G1.PRO\Results\2018\180927G2\180927G2-58.qld

Last Altered: Saturday, September 29, 2018 11:35:57 Pacific Daylight Time

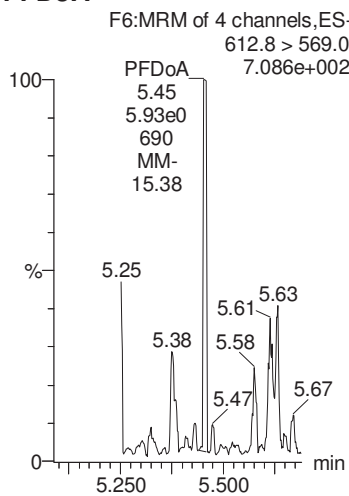
Printed: Saturday, September 29, 2018 11:36:34 Pacific Daylight Time

Name: 180927G2\_58, Date: 28-Sep-2018, Time: 00:20:01, ID: 1803143-03 CBD-1RW42-0918 0.26311, Description: CBD-1RW42-0918

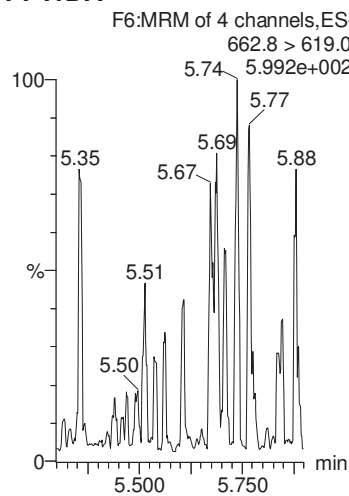
**PFUnA**



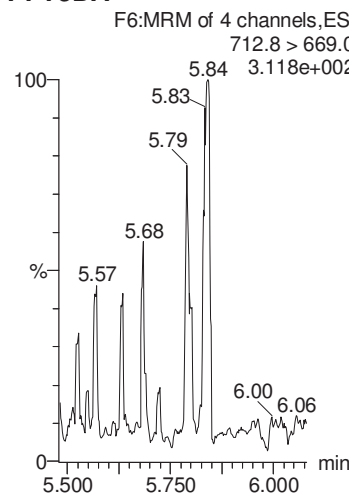
**PFDaA**



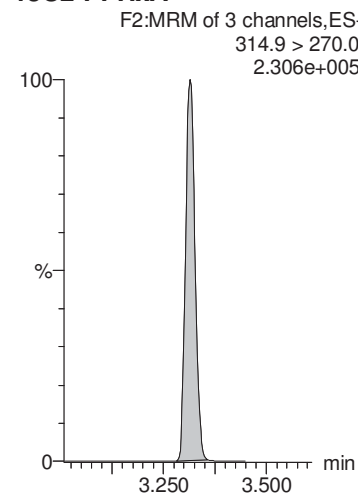
**PFTrDA**



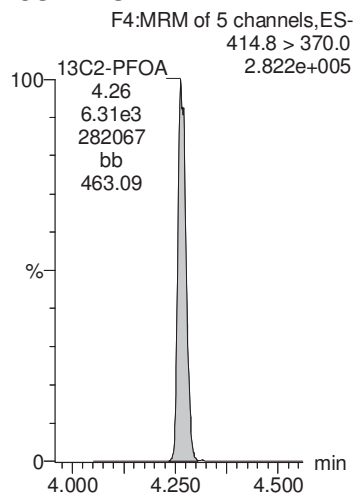
**PFTeDA**



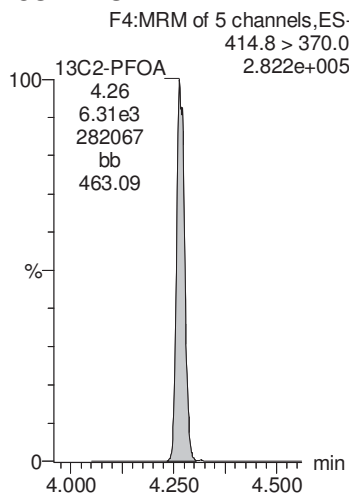
**13C2-PFHxA**



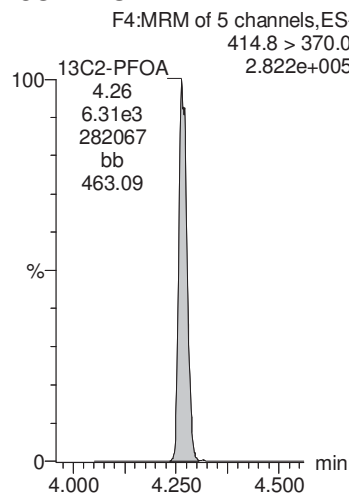
**13C2-PFOA**



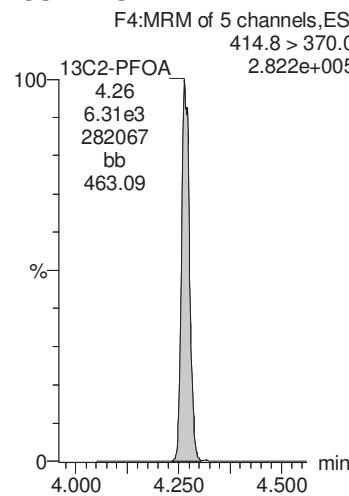
**13C2-PFOA**



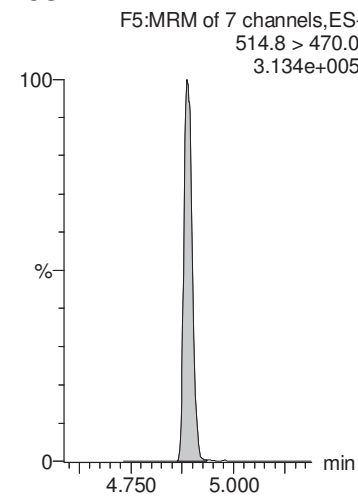
**13C2-PFOA**



**13C2-PFOA**



**13C2-PFDA**



Dataset: X:\G1.PRO\Results\2018\180927G2\180927G2-58.qld

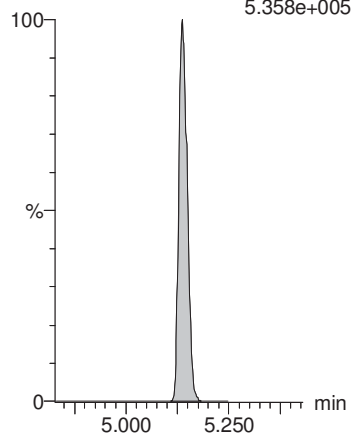
Last Altered: Saturday, September 29, 2018 11:35:57 Pacific Daylight Time

Printed: Saturday, September 29, 2018 11:36:34 Pacific Daylight Time

Name: 180927G2\_58, Date: 28-Sep-2018, Time: 00:20:01, ID: 1803143-03 CBD-1RW42-0918 0.26311, Description: CBD-1RW42-0918

**d5-N-EtFOSAA**

F5:MRM of 7 channels, ES-  
588.8 > 419.0  
5.358e+005



Dataset: X:\G1.PRO\Results\2018\180927G2\180927G2-59.qld

Last Altered: Monday, October 01, 2018 12:09:17 Pacific Daylight Time

Printed: Monday, October 01, 2018 12:09:52 Pacific Daylight Time

Method: X:\G1.PRO\MethDB\PFAS\_DW\_L14\_0927.mdb 28 Sep 2018 08:09:42

Calibration: X:\G1.pro\CurveDB\C18\_537\_Q1\_09-26-18\_L14.cdb 26 Sep 2018 16:49:19

Name: 180927G2\_59, Date: 28-Sep-2018, Time: 00:32:59, ID: 1803143-04 CBD-1FB42-0918 0.26201, Description: CBD-1FB42-0918

	# Name	Trace	Area	IS Area	Wt./Vol.	RRF	Pred.RT	RT	y Axis Resp.	Conc.	%Rec
1	1 PFBS	298.8 > 80.2		1.54e4	0.262		2.93				
2	2 PFHxA	312.8 > 269.0	3.03e1	6.20e3	0.262		3.32	3.32	0.0488	0.194	
3	3 PFHpA	362.8 > 319.0		6.20e3	0.262		3.84				
4	4 PFHxS	398.7 > 80.2	5.97e-1	1.54e4	0.262		3.95	3.94	0.00112	0.00581	
5	5 PFOA	412.7 > 368.9	1.44e1	6.20e3	0.262		4.26	4.26	0.0231	0.107	
6	6 PFNA	462.8 > 419.0		6.20e3	0.262		4.62				
7	7 PFOS	498.7 > 80.2		1.54e4	0.262		4.66				
8	8 PFDA	512.8 > 468.9	4.15e1	6.20e3	0.262		4.90	4.89	0.0669	0.213	
9	9 N-MeFOSAA	569.8 > 419.0		1.86e4	0.262		5.02				
10	10 N-EtFOSAA	583.8 > 419.0		1.86e4	0.262		5.14				
11	11 PFUnA	562.7 > 518.9	1.53e0	6.20e3	0.262		5.15	5.16	0.00246	0.00715	
12	12 PFDoA	612.8 > 569.0		6.20e3	0.262		5.39				
13	13 PFTTrDA	662.8 > 619.0	4.32e0	6.20e3	0.262		5.60	5.61	0.00696	0.0233	
14	14 PFTeDA	712.8 > 669.0		6.20e3	0.262		5.79				
15	15 13C2-PFHxA	314.9 > 270.0	6.38e3	6.20e3	0.262	1.045	3.42	3.31	10.3	37.6	98.6
16	16 13C2-PFDA	514.8 > 470.0	7.26e3	6.20e3	0.262	1.168	4.86	4.89	11.7	38.3	100.2
17	17 d5-N-EtFOSAA	588.8 > 419.0	1.30e4	1.86e4	0.262	0.909	5.01	5.14	28.1	118	77.3
18	18 13C2-PFOA	414.8 > 370.0	6.20e3	6.20e3	0.262	1.000	4.26	4.26	10.0	38.2	100.0
19	19 13C4-PFOS	502.8 > 80.2	1.54e4	1.54e4	0.262	1.000	4.67	4.66	28.7	110	100.0
20	20 d3-N-MeFOSAA	572.7 > 419.0	1.86e4	1.86e4	0.262	1.000	5.01	5.01	40.0	153	100.0

Dataset: X:\G1.PRO\Results\2018\180927G2\180927G2-59.qld

Last Altered: Monday, October 01, 2018 12:09:17 Pacific Daylight Time

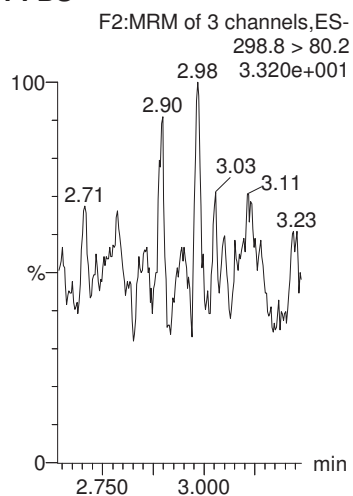
Printed: Monday, October 01, 2018 12:09:52 Pacific Daylight Time

Method: X:\G1.PRO\MethDB\PFAS\_DW\_L14\_0927.mdb 28 Sep 2018 08:09:42

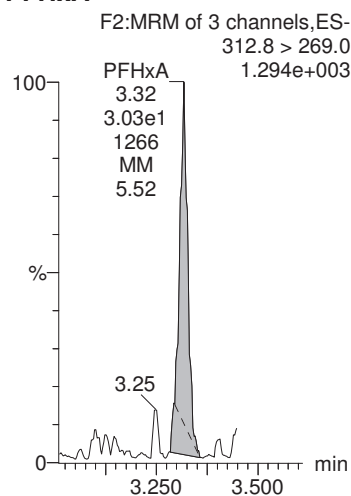
Calibration: X:\G1.pro\CurveDB\C18\_537\_Q1\_09-26-18\_L14.cdb 26 Sep 2018 16:49:19

Name: 180927G2\_59, Date: 28-Sep-2018, Time: 00:32:59, ID: 1803143-04 CBD-1FB42-0918 0.26201, Description: CBD-1FB42-0918

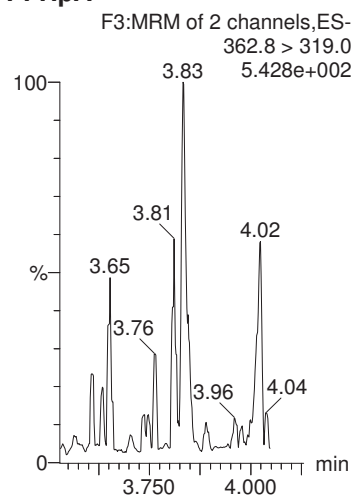
**PFBS**



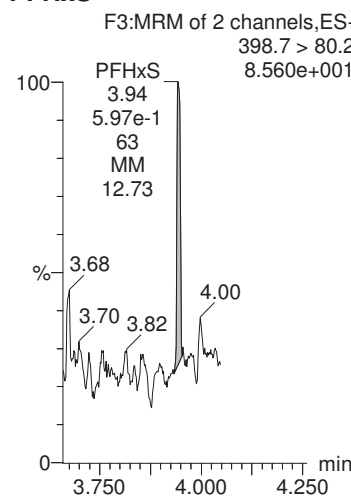
**PFHxA**



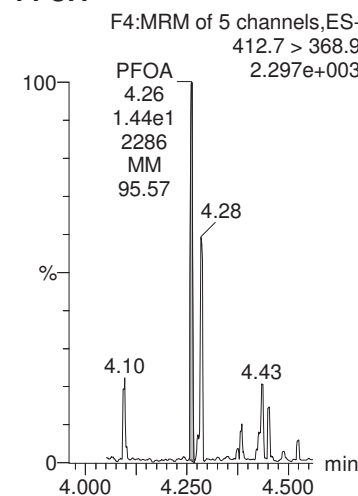
**PFHpA**



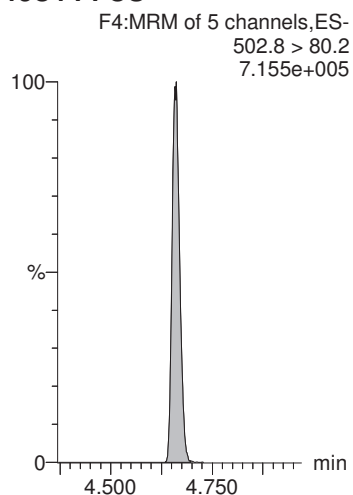
**PFHxS**



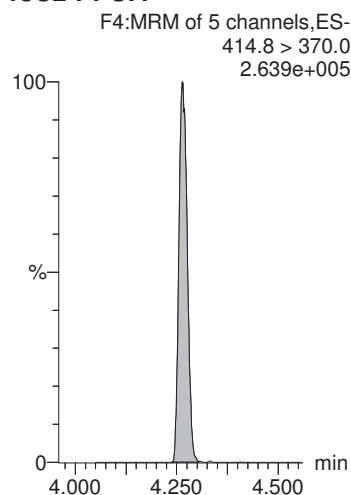
**PFOA**



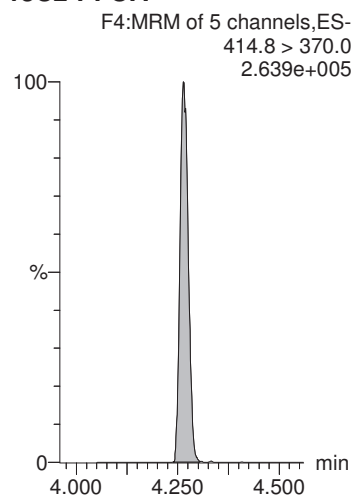
**13C4-PFOS**



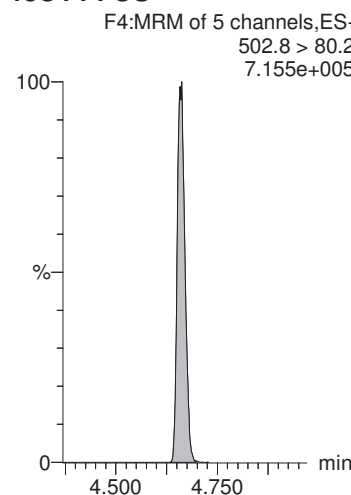
**13C2-PFOA**



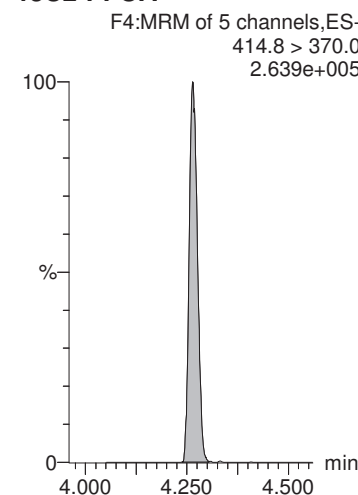
**13C2-PFOA**



**13C4-PFOS**



**13C2-PFOA**

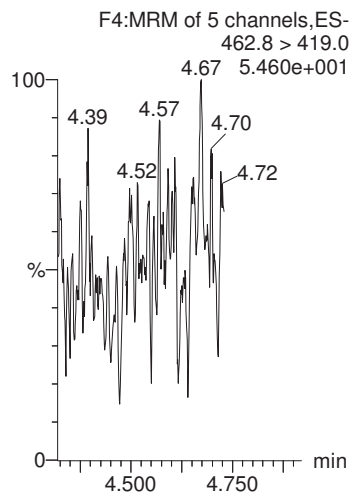


Dataset: X:\G1.PRO\Results\2018\180927G2\180927G2-59.qld

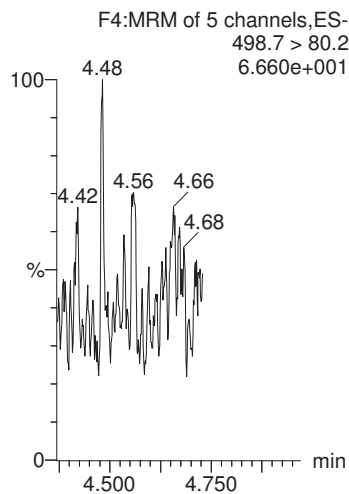
Last Altered: Monday, October 01, 2018 12:09:17 Pacific Daylight Time  
Printed: Monday, October 01, 2018 12:09:52 Pacific Daylight Time

Name: 180927G2\_59, Date: 28-Sep-2018, Time: 00:32:59, ID: 1803143-04 CBD-1FB42-0918 0.26201, Description: CBD-1FB42-0918

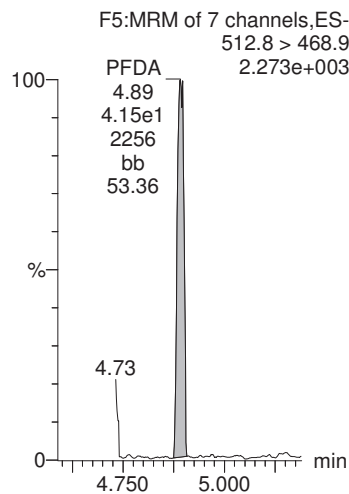
**PFNA**



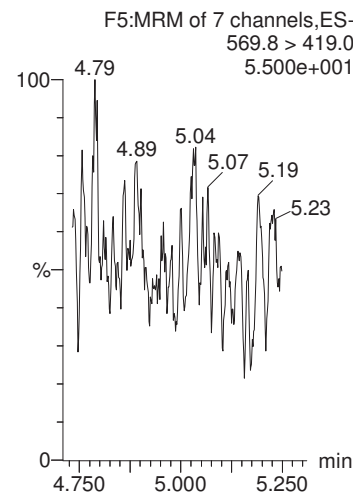
**PFOS**



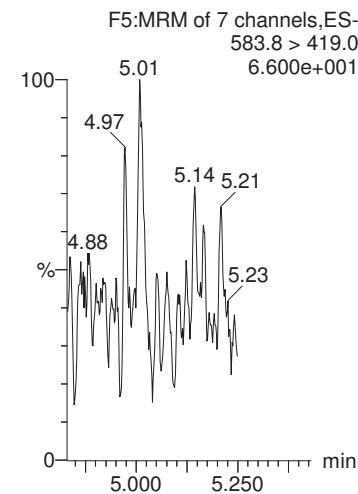
**PFDA**



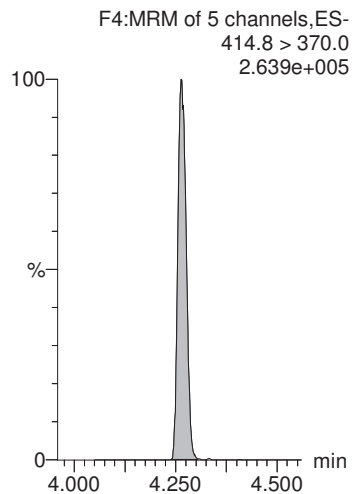
**N-MeFOSAA**



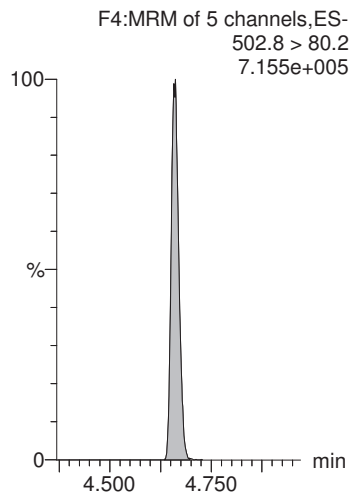
**N-EtFOSAA**



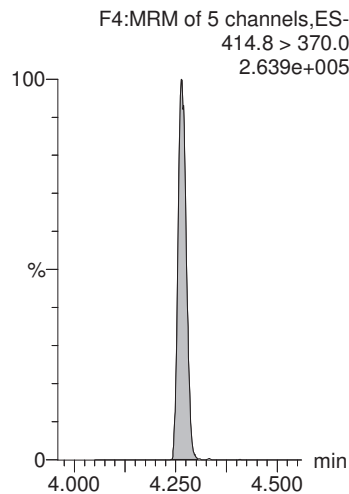
**13C2-PFOA**



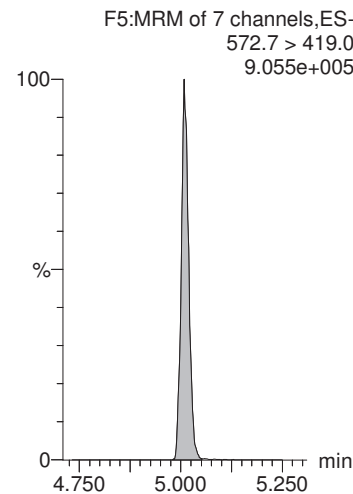
**13C4-PFOS**



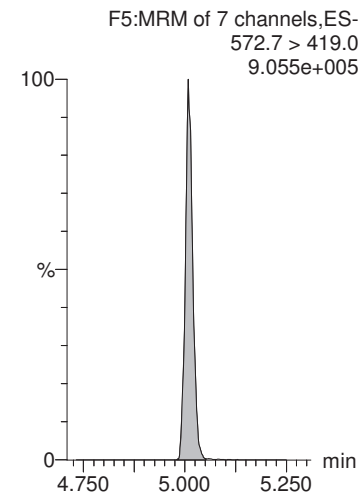
**13C2-PFOA**



**d3-N-MeFOSAA**



**d3-N-MeFOSAA**

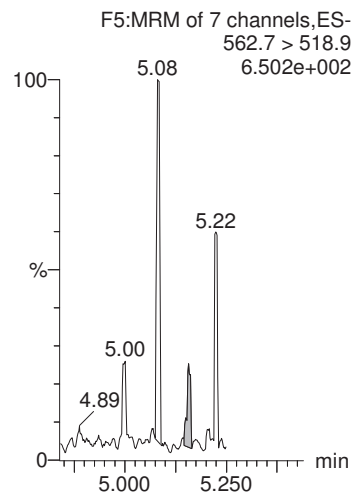


Dataset: X:\G1.PRO\Results\2018\180927G2\180927G2-59.qld

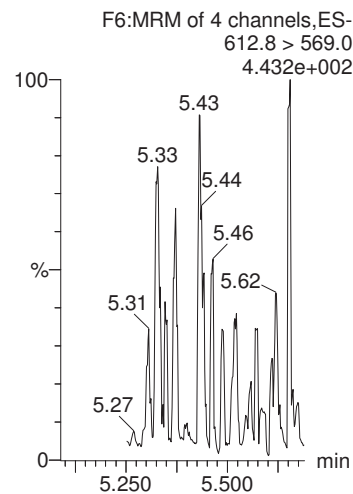
Last Altered: Monday, October 01, 2018 12:09:17 Pacific Daylight Time  
Printed: Monday, October 01, 2018 12:09:52 Pacific Daylight Time

Name: 180927G2\_59, Date: 28-Sep-2018, Time: 00:32:59, ID: 1803143-04 CBD-1FB42-0918 0.26201, Description: CBD-1FB42-0918

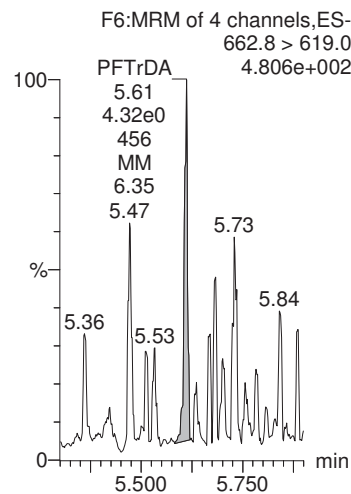
**PFUnA**



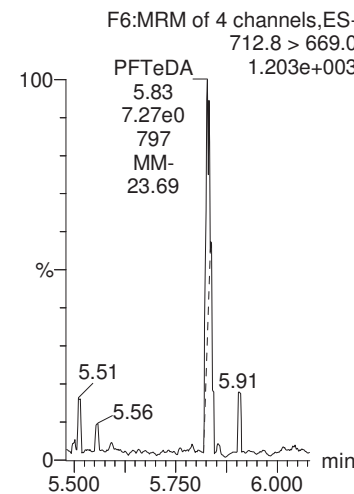
**PFDoA**



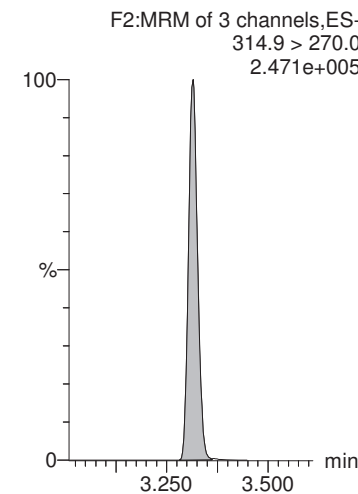
**PFTrDA**



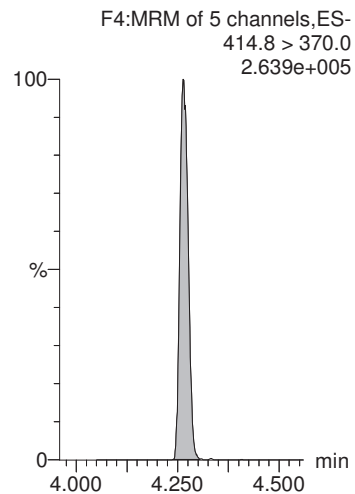
**PFTeDA**



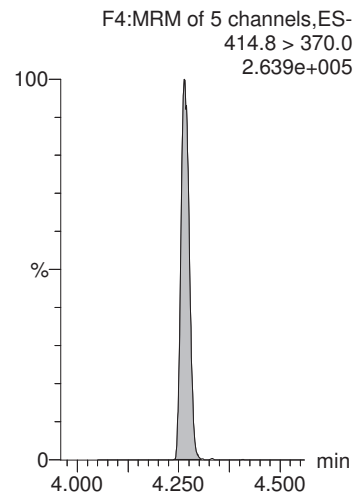
**13C2-PFHxA**



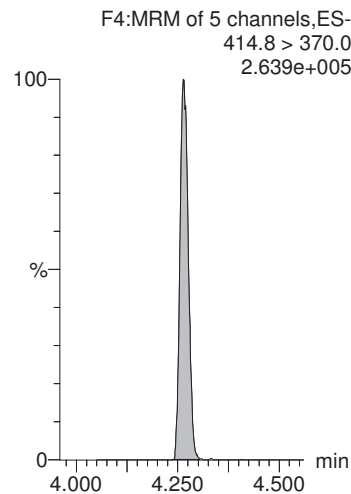
**13C2-PFOA**



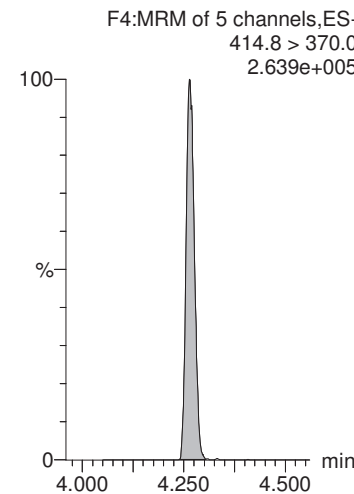
**13C2-PFOA**



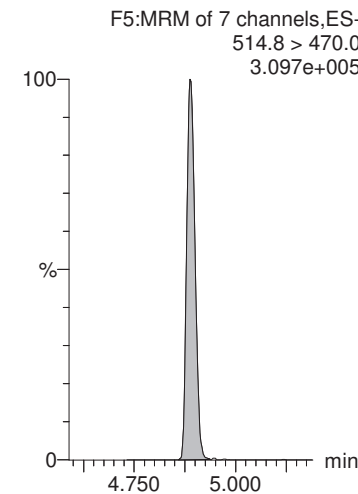
**13C2-PFOA**



**13C2-PFOA**



**13C2-PFDA**





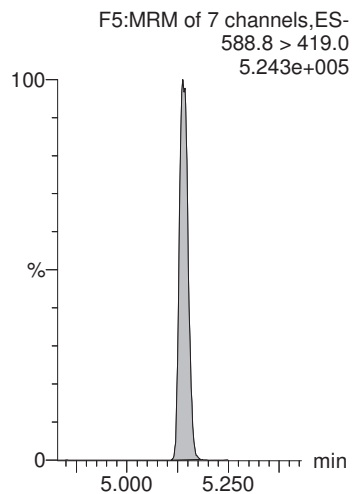
Dataset: X:\G1.PRO\Results\2018\180927G2\180927G2-59.qld

Last Altered: Monday, October 01, 2018 12:09:17 Pacific Daylight Time

Printed: Monday, October 01, 2018 12:09:52 Pacific Daylight Time

Name: 180927G2\_59, Date: 28-Sep-2018, Time: 00:32:59, ID: 1803143-04 CBD-1FB42-0918 0.26201, Description: CBD-1FB42-0918

**d5-N-EtFOSAA**



**INJECTION INTERNAL STANDARD (IIS) AREAS,  
AND  
CONTINUING CALIBRATION VERIFICATIONS (CCV)**

# ICAL

## Compound 18: 13C2-PFOA

ID	Name	Type	Std. Conc	RT	Area	ICAL Area	% Area	
1	IPA	180927G2_1	Analyte	10.0		6848.91	0.00	
2	ST180927G2-1 PFC CS-2 537 18I2603	180927G2_2	Analyte	10.0	4.26	7704.29	6848.91	112.49
3	B8I0167-BS1 LFB 0.25	180927G2_3	Analyte	10.0	4.26	6754.83	6848.91	98.63
4	B8I0167-MS1 LFSM 0.25823	180927G2_4	Analyte	10.0	4.26	5761.04	6848.91	84.12
5	B8I0167-MSD1 LFSMD 0.25914	180927G2_5	Analyte	10.0	4.26	6067.19	6848.91	88.59
6	B8I0167-BLK1 LRB 0.25	180927G2_6	Analyte	10.0	4.26	6722.00	6848.91	98.15
7	1803084-01 9-31 Ryan (Turner) 0.25667	180927G2_7	Analyte	10.0	4.26	6869.83	6848.91	100.31
8	1803109-01 WI-CV-1RW07-0918 0.256	180927G2_8	Analyte	10.0	4.26	6021.04	6848.91	87.91
9	1803109-02 WI-CV-1RW07P-0918 0.25343	180927G2_9	Analyte	10.0	4.26	6754.09	6848.91	98.62
10	1803109-03 WI-CV-1FB07-0918 0.25982	180927G2_10	Analyte	10.0	4.26	6474.29	6848.91	94.53
11	1803109-04 WI-CV-2RW06-0918 0.25456	180927G2_11	Analyte	10.0	4.26	6767.30	6848.91	98.81
12	1803109-05 WI-CV-2FB06-0918 0.25822	180927G2_12	Analyte	10.0	4.26	6943.78	6848.91	101.39
13	1803109-06 WI-CV-3RW11-0918 0.25435	180927G2_13	Analyte	10.0	4.26	6543.86	6848.91	95.55
14	1803109-07 WI-CV-3RW11P-0918 0.26123	180927G2_14	Analyte	10.0	4.27	6137.29	6848.91	89.61
15	1803109-08 WI-CV-3FB11-0918 0.26091	180927G2_15	Analyte	10.0	4.27	6535.85	6848.91	95.43
16	1803109-09 WI-CV-1RW34-0918 0.26459	180927G2_16	Analyte	10.0	4.26	6156.78	6848.91	89.89
17	1803109-10 WI-CV-1FB34-0918 0.2619	180927G2_17	Analyte	10.0	4.26	6219.87	6848.91	90.82
18	1803109-11 WI-CV-1RW22-0918 0.25339	180927G2_18	Analyte	10.0	4.26	6528.27	6848.91	95.32
19	1803109-12 WI-CV-1FB22-0918 0.26445	180927G2_19	Analyte	10.0	4.26	7081.70	6848.91	103.40
20	1803109-13 WI-AF-1RW40-0918 0.25419	180927G2_20	Analyte	10.0	4.27	6199.39	6848.91	90.52
21	1803109-14 WI-AF-1FB40-0918 0.26378	180927G2_21	Analyte	10.0	4.26	6360.00	6848.91	92.86
22	1803109-15 WI-CV-1RW25-0918 0.25832	180927G2_22	Analyte	10.0	4.26	6192.91	6848.91	90.42
23	IPA	180927G2_23	Analyte	10.0			6848.91	0.00
24	ST180927G2-2 PFC CS0 537 18I2605	180927G2_24	Analyte	10.0	4.27	7130.74	6848.91	104.11
25	1803109-16 WI-CV-1FB25-0918 0.26016	180927G2_25	Analyte	10.0	4.27	5966.56	6848.91	87.12
26	1803109-17 WI-CV-1RW26-0918 0.25361	180927G2_26	Analyte	10.0	4.27	6084.89	6848.91	88.84
27	1803109-18 WI-CV-1FB26-0918 0.25726	180927G2_27	Analyte	10.0	4.27	6654.02	6848.91	97.15
28	B8I0161-BS1 LFB 0.25	180927G2_28	Analyte	10.0	4.27	5780.30	6848.91	84.40

29	B8I0161-BSD1 LFB D 0.25	180927G2_29	Analyte	10.0	4.27	6430.64	6848.91	93.89
30	B8I0161-BLK1 LRB 0.25	180927G2_30	Analyte	10.0	4.26	6839.93	6848.91	99.87
31	1802854-01RE1 WT1808301400JTM 0.26027	180927G2_31	Analyte	10.0	4.27	6916.65	6848.91	100.99
32	1802858-01RE1 WT1808301425JTM 0.25776	180927G2_32	Analyte	10.0	4.26	6248.67	6848.91	91.24
33	B8H0169-BS1 LFB 0.25	180927G2_33	Analyte	10.0	4.27	6921.44	6848.91	101.06
34	1803110-07@5X WI-CV-2RW04-0918 0.25305	180927G2_34	Analyte	10.0	4.27	1445.14	6848.91	21.10 DIL
35	1803110-09@10X WI-CV-1RW01-0918 0.25726	180927G2_35	Analyte	10.0	4.27	750.33	6848.91	10.96 DIL
36	1803110-11@50X WI-AF-1RW32-0918 0.22593	180927G2_36	Analyte	10.0	4.27	67.50	6848.91	0.99 DIL
37	1803110-17@5X WI-CV-3RW10-0918 0.23876	180927G2_37	Analyte	10.0	4.26	1042.05	6848.91	15.21 DIL
38	B8I0167-MS1@10X LFSM 0.25823	180927G2_38	Analyte	10.0	4.26	556.57	6848.91	8.13 DIL
39	B8I0167-MSD1@10X LFSMD 0.25914	180927G2_39	Analyte	10.0	4.26	634.51	6848.91	9.26 DIL
40	B8I0167-MSD1 LFSMD 0.25914	180927G2_40	Analyte	10.0	4.26	5947.60	6848.91	86.84
41	IPA	180927G2_41	Analyte	10.0			6848.91	0.00
42	ST180927G2-3 PFC CS1 537 18I2606	180927G2_42	Analyte	10.0	4.27	7147.75	6848.91	104.36
43	1803109-02@5X WI-CV-1RW07P-0918 0.25343	180927G2_43	Analyte	10.0	4.26	1287.84	6848.91	18.80 DIL
44	1803109-04@10X WI-CV-2RW06-0918 0.25456	180927G2_44	Analyte	10.0	4.26	774.53	6848.91	11.31 DIL
45	1803109-06@10X WI-CV-3RW11-0918 0.25435	180927G2_45	Analyte	10.0	4.27	681.32	6848.91	9.95 DIL
46	1803109-07@10X WI-CV-3RW11P-0918 0.26123	180927G2_46	Analyte	10.0	4.27	633.17	6848.91	9.24 DIL
47	1803109-07 WI-CV-3RW11P-0918 0.26123	180927G2_47	Analyte	10.0	4.27	5878.40	6848.91	85.83
48	IPA	180927G2_48	Analyte	10.0			6848.91	0.00
49	1803109-09@10X WI-CV-1RW34-0918 0.26459	180927G2_49	Analyte	10.0	4.26	564.64	6848.91	8.24 DIL
50	B8I0193-BS1 LFB 0.25	180927G2_50	Analyte	10.0	4.27	5759.80	6848.91	84.10
51	B8I0193-MS1 LFSM 0.26031	180927G2_51	Analyte	10.0	4.27	5145.29	6848.91	75.13
52	B8I0193-MSD1 LFSMD 0.25838	180927G2_52	Analyte	10.0	4.26	6076.61	6848.91	88.72
53	B8I0193-BLK1 LRB 0.25	180927G2_53	Analyte	10.0	4.27	6306.71	6848.91	92.08
54	IPA	180927G2_54	Analyte	10.0			6848.91	0.00
55	ST180927G2-4 PFC CS-2 537 18I2603	180927G2_55	Analyte	10.0	4.27	6858.71	6848.91	100.14
56	1803143-01 CBD-1RW41-0918 0.25934	180927G2_56	Analyte	10.0	4.27	5587.95	6848.91	81.59
57	1803143-02 CBD-1FB41-0918 0.26045	180927G2_57	Analyte	10.0	4.27	5456.31	6848.91	79.67
58	1803143-03 CBD-1RW42-0918 0.26311	180927G2_58	Analyte	10.0	4.26	6307.98	6848.91	92.10
59	1803143-04 CBD-1FB42-0918 0.26201	180927G2_59	Analyte	10.0	4.26	6200.45	6848.91	90.53
60	1803148-01 WT1809240915KE 0.26301	180927G2_60	Analyte	10.0	4.27	6117.93	6848.91	89.33
61	1803148-02 WT1809240925KE 0.24776	180927G2_61	Analyte	10.0	4.27	6630.49	6848.91	96.81
62	1803148-03 WT1809240935KE 0.25887	180927G2_62	Analyte	10.0	4.27	6013.71	6848.91	87.81

63	1803148-04 WT1809240945KE 0.26511	180927G2_63	Analyte	10.0	4.27	6214.06	6848.91	90.73
64	1803148-05 WT1809240955KE 0.26198	180927G2_64	Analyte	10.0	4.27	6221.18	6848.91	90.83
65	1803148-06 WT1809241005KE 0.26074	180927G2_65	Analyte	10.0	4.27	6637.90	6848.91	96.92
66	QC 18H1311 V4	180927G2_66	Analyte	10.0	4.27	6555.75	6848.91	95.72
67	QC 18H1312 V4	180927G2_67	Analyte	10.0	4.27	6915.59	6848.91	100.97
68	QC 18H1312 V6	180927G2_68	Analyte	10.0	4.27	7625.10	6848.91	111.33
69	IPA	180927G2_69	Analyte	10.0			6848.91	0.00
70	ST180927G2-5 PFC CS0 537 18I2605	180927G2_70	Analyte	10.0	4.27	7367.82	6848.91	107.58

**Compound 19: 13C4-PFOS**

ID	Name	Type	Std. Conc	RT	Area	ICAL Area	% Area	
1	IPA	180927G2_1	Analyte	28.7		16197.09	0.00	
2	ST180927G2-1 PFC CS-2 537 18I2603	180927G2_2	Analyte	28.7	4.66	16549.35	16197.09	102.17
3	B8I0167-BS1 LFB 0.25	180927G2_3	Analyte	28.7	4.66	15909.09	16197.09	98.22
4	B8I0167-MS1 LFSM 0.25823	180927G2_4	Analyte	28.7	4.66	14250.30	16197.09	87.98
5	B8I0167-MSD1 LFSMD 0.25914	180927G2_5	Analyte	28.7	4.66	15554.07	16197.09	96.03
6	B8I0167-BLK1 LRB 0.25	180927G2_6	Analyte	28.7	4.66	16031.03	16197.09	98.97
7	1803084-01 9-31 Ryan (Turner) 0.25667	180927G2_7	Analyte	28.7	4.66	15525.29	16197.09	95.85
8	1803109-01 WI-CV-1RW07-0918 0.256	180927G2_8	Analyte	28.7	4.66	15220.71	16197.09	93.97
9	1803109-02 WI-CV-1RW07P-0918 0.25343	180927G2_9	Analyte	28.7	4.66	15795.33	16197.09	97.52
10	1803109-03 WI-CV-1FB07-0918 0.25982	180927G2_10	Analyte	28.7	4.66	15726.38	16197.09	97.09
11	1803109-04 WI-CV-2RW06-0918 0.25456	180927G2_11	Analyte	28.7	4.66	16214.59	16197.09	100.11
12	1803109-05 WI-CV-2FB06-0918 0.25822	180927G2_12	Analyte	28.7	4.66	15737.68	16197.09	97.16
13	1803109-06 WI-CV-3RW11-0918 0.25435	180927G2_13	Analyte	28.7	4.66	15211.18	16197.09	93.91
14	1803109-07 WI-CV-3RW11P-0918 0.26123	180927G2_14	Analyte	28.7	4.66	16573.95	16197.09	102.33
15	1803109-08 WI-CV-3FB11-0918 0.26091	180927G2_15	Analyte	28.7	4.66	15447.43	16197.09	95.37
16	1803109-09 WI-CV-1RW34-0918 0.26459	180927G2_16	Analyte	28.7	4.66	15220.98	16197.09	93.97
17	1803109-10 WI-CV-1FB34-0918 0.2619	180927G2_17	Analyte	28.7	4.66	14757.51	16197.09	91.11
18	1803109-11 WI-CV-1RW22-0918 0.25339	180927G2_18	Analyte	28.7	4.66	15893.05	16197.09	98.12
19	1803109-12 WI-CV-1FB22-0918 0.26445	180927G2_19	Analyte	28.7	4.66	15385.92	16197.09	94.99
20	1803109-13 WI-AF-1RW40-0918 0.25419	180927G2_20	Analyte	28.7	4.66	15083.40	16197.09	93.12
21	1803109-14 WI-AF-1FB40-0918 0.26378	180927G2_21	Analyte	28.7	4.66	14991.88	16197.09	92.56
22	1803109-15 WI-CV-1RW25-0918 0.25832	180927G2_22	Analyte	28.7	4.66	13417.93	16197.09	82.84

23 IPA	180927G2_23	Analyte	28.7			16197.09	0.00
24 ST180927G2-2 PFC CS0 537 18I2605	180927G2_24	Analyte	28.7	4.66	16766.35	16197.09	103.51
25 1803109-16 WI-CV-1FB25-0918 0.26016	180927G2_25	Analyte	28.7	4.66	14372.70	16197.09	88.74
26 1803109-17 WI-CV-1RW26-0918 0.25361	180927G2_26	Analyte	28.7	4.66	15432.68	16197.09	95.28
27 1803109-18 WI-CV-1FB26-0918 0.25726	180927G2_27	Analyte	28.7	4.66	15524.69	16197.09	95.85
28 B8I0161-BS1 LFB 0.25	180927G2_28	Analyte	28.7	4.66	14172.69	16197.09	87.50
29 B8I0161-BSD1 LFB 0.25	180927G2_29	Analyte	28.7	4.66	14749.50	16197.09	91.06
30 B8I0161-BLK1 LRB 0.25	180927G2_30	Analyte	28.7	4.66	15636.39	16197.09	96.54
31 1802854-01RE1 WT1808301400JTM 0.26027	180927G2_31	Analyte	28.7	4.67	15721.89	16197.09	97.07
32 1802858-01RE1 WT1808301425JTM 0.25776	180927G2_32	Analyte	28.7	4.66	14605.37	16197.09	90.17
33 B8H0169-BS1 LFB 0.25	180927G2_33	Analyte	28.7	4.67	16140.88	16197.09	99.65
34 1803110-07@5X WI-CV-2RW04-0918 0.25305	180927G2_34	Analyte	28.7	4.67	3598.20	16197.09	22.22 DIL
35 1803110-09@10X WI-CV-1RW01-0918 0.25726	180927G2_35	Analyte	28.7	4.66	2024.61	16197.09	12.50 DIL
36 1803110-11@50X WI-AF-1RW32-0918 0.22593	180927G2_36	Analyte	28.7	4.66	250.64	16197.09	1.55 DIL
37 1803110-17@5X WI-CV-3RW10-0918 0.23876	180927G2_37	Analyte	28.7	4.66	2350.19	16197.09	14.51 DIL
38 B8I0167-MS1@10X LFSM 0.25823	180927G2_38	Analyte	28.7	4.67	1660.44	16197.09	10.25 DIL
39 B8I0167-MSD1@10X LFSMD 0.25914	180927G2_39	Analyte	28.7	4.67	1714.92	16197.09	10.59 DIL
40 B8I0167-MSD1 LFSMD 0.25914	180927G2_40	Analyte	28.7	4.66	15227.49	16197.09	94.01
41 IPA	180927G2_41	Analyte	28.7			16197.09	0.00
42 ST180927G2-3 PFC CS1 537 18I2606	180927G2_42	Analyte	28.7	4.66	16449.48	16197.09	101.56
43 1803109-02@5X WI-CV-1RW07P-0918 0.25343	180927G2_43	Analyte	28.7	4.66	3382.13	16197.09	20.88 DIL
44 1803109-04@10X WI-CV-2RW06-0918 0.25456	180927G2_44	Analyte	28.7	4.67	872.40	16197.09	5.39 DIL
45 1803109-06@10X WI-CV-3RW11-0918 0.25435	180927G2_45	Analyte	28.7	4.66	1681.68	16197.09	10.38 DIL
46 1803109-07@10X WI-CV-3RW11P-0918 0.26123	180927G2_46	Analyte	28.7	4.66	1518.68	16197.09	9.38 DIL
47 1803109-07 WI-CV-3RW11P-0918 0.26123	180927G2_47	Analyte	28.7	4.66	15066.49	16197.09	93.02
48 IPA	180927G2_48	Analyte	28.7			16197.09	0.00
49 1803109-09@10X WI-CV-1RW34-0918 0.26459	180927G2_49	Analyte	28.7	4.66	1499.28	16197.09	9.26 DIL
50 B8I0193-BS1 LFB 0.25	180927G2_50	Analyte	28.7	4.66	14488.85	16197.09	89.45
51 B8I0193-MS1 LFSM 0.26031	180927G2_51	Analyte	28.7	4.66	13279.64	16197.09	81.99
52 B8I0193-MSD1 LFSMD 0.25838	180927G2_52	Analyte	28.7	4.66	13574.02	16197.09	83.81
53 B8I0193-BLK1 LRB 0.25	180927G2_53	Analyte	28.7	4.66	13712.95	16197.09	84.66
54 IPA	180927G2_54	Analyte	28.7			16197.09	0.00
55 ST180927G2-4 PFC CS-2 537 18I2603	180927G2_55	Analyte	28.7	4.66	16254.30	16197.09	100.35
56 1803143-01 CBD-1RW41-0918 0.25934	180927G2_56	Analyte	28.7	4.66	13061.75	16197.09	80.64

57	1803143-02 CBD-1FB41-0918 0.26045	180927G2_57	Analyte	28.7	4.66	13178.01	16197.09	81.36
58	1803143-03 CBD-1RW42-0918 0.26311	180927G2_58	Analyte	28.7	4.66	15022.42	16197.09	92.75
59	1803143-04 CBD-1FB42-0918 0.26201	180927G2_59	Analyte	28.7	4.66	15364.80	16197.09	94.86
60	1803148-01 WT1809240915KE 0.26301	180927G2_60	Analyte	28.7	4.66	15259.50	16197.09	94.21
61	1803148-02 WT1809240925KE 0.24776	180927G2_61	Analyte	28.7	4.66	14772.84	16197.09	91.21
62	1803148-03 WT1809240935KE 0.25887	180927G2_62	Analyte	28.7	4.66	13815.18	16197.09	85.29
63	1803148-04 WT1809240945KE 0.26511	180927G2_63	Analyte	28.7	4.66	14006.11	16197.09	86.47
64	1803148-05 WT1809240955KE 0.26198	180927G2_64	Analyte	28.7	4.66	14890.42	16197.09	91.93
65	1803148-06 WT1809241005KE 0.26074	180927G2_65	Analyte	28.7	4.67	15557.56	16197.09	96.05
66	QC 18H1311 V4	180927G2_66	Analyte	28.7	4.67	15188.81	16197.09	93.77
67	QC 18H1312 V4	180927G2_67	Analyte	28.7	4.66	16026.22	16197.09	98.95
68	QC 18H1312 V6	180927G2_68	Analyte	28.7	4.67	15845.42	16197.09	97.83
69	IPA	180927G2_69	Analyte	28.7			16197.09	0.00
70	ST180927G2-5 PFC CS0 537 18I2605	180927G2_70	Analyte	28.7	4.67	17150.07	16197.09	105.88

**Compound 20: d3-N-MeFOSAA**

ID	Name	Type	Std. Conc	RT	Area	ICAL Area	% Area	
1	IPA	180927G2_1	Analyte	40.0		16543.10	0.00	
2	ST180927G2-1 PFC CS-2 537 18I2603	180927G2_2	Analyte	40.0	5.02	17507.45	16543.10	105.83
3	B8I0167-BS1 LFB 0.25	180927G2_3	Analyte	40.0	5.01	19424.85	16543.10	117.42
4	B8I0167-MS1 LFSM 0.25823	180927G2_4	Analyte	40.0	5.02	15142.21	16543.10	91.53
5	B8I0167-MSD1 LFSMD 0.25914	180927G2_5	Analyte	40.0	5.02	16132.68	16543.10	97.52
6	B8I0167-BLK1 LRB 0.25	180927G2_6	Analyte	40.0	5.01	17079.25	16543.10	103.24
7	1803084-01 9-31 Ryan (Turner) 0.25667	180927G2_7	Analyte	40.0	5.02	18260.73	16543.10	110.38
8	1803109-01 WI-CV-1RW07-0918 0.256	180927G2_8	Analyte	40.0	5.02	14101.63	16543.10	85.24
9	1803109-02 WI-CV-1RW07P-0918 0.25343	180927G2_9	Analyte	40.0	5.01	16395.89	16543.10	99.11
10	1803109-03 WI-CV-1FB07-0918 0.25982	180927G2_10	Analyte	40.0	5.02	11860.47	16543.10	71.69
11	1803109-04 WI-CV-2RW06-0918 0.25456	180927G2_11	Analyte	40.0	5.02	18581.44	16543.10	112.32
12	1803109-05 WI-CV-2FB06-0918 0.25822	180927G2_12	Analyte	40.0	5.01	17360.22	16543.10	104.94
13	1803109-06 WI-CV-3RW11-0918 0.25435	180927G2_13	Analyte	40.0	5.01	17793.09	16543.10	107.56
14	1803109-07 WI-CV-3RW11P-0918 0.26123	180927G2_14	Analyte	40.0	5.01	16078.36	16543.10	97.19
15	1803109-08 WI-CV-3FB11-0918 0.26091	180927G2_15	Analyte	40.0	5.01	17171.03	16543.10	103.80
16	1803109-09 WI-CV-1RW34-0918 0.26459	180927G2_16	Analyte	40.0	5.01	16056.60	16543.10	97.06

17	1803109-10 WI-CV-1FB34-0918 0.2619	180927G2_17	Analyte	40.0	5.02	15369.58	16543.10	92.91
18	1803109-11 WI-CV-1RW22-0918 0.25339	180927G2_18	Analyte	40.0	5.01	17200.24	16543.10	103.97
19	1803109-12 WI-CV-1FB22-0918 0.26445	180927G2_19	Analyte	40.0	5.01	17785.63	16543.10	107.51
20	1803109-13 WI-AF-1RW40-0918 0.25419	180927G2_20	Analyte	40.0	5.01	16089.05	16543.10	97.26
21	1803109-14 WI-AF-1FB40-0918 0.26378	180927G2_21	Analyte	40.0	5.01	16033.55	16543.10	96.92
22	1803109-15 WI-CV-1RW25-0918 0.25832	180927G2_22	Analyte	40.0	5.01	15634.21	16543.10	94.51
23	IPA	180927G2_23	Analyte	40.0			16543.10	0.00
24	ST180927G2-2 PFC CS0 537 18I2605	180927G2_24	Analyte	40.0	5.01	16910.35	16543.10	102.22
25	1803109-16 WI-CV-1FB25-0918 0.26016	180927G2_25	Analyte	40.0	5.01	16924.00	16543.10	102.30
26	1803109-17 WI-CV-1RW26-0918 0.25361	180927G2_26	Analyte	40.0	5.00	15118.19	16543.10	91.39
27	1803109-18 WI-CV-1FB26-0918 0.25726	180927G2_27	Analyte	40.0	5.01	15635.97	16543.10	94.52
28	B8I0161-BS1 LFB 0.25	180927G2_28	Analyte	40.0	5.01	17095.52	16543.10	103.34
29	B8I0161-BSD1 LFB 0.25	180927G2_29	Analyte	40.0	5.01	16751.98	16543.10	101.26
30	B8I0161-BLK1 LRB 0.25	180927G2_30	Analyte	40.0	5.01	18855.17	16543.10	113.98
31	1802854-01RE1 WT1808301400JTM 0.26027	180927G2_31	Analyte	40.0	5.01	16988.87	16543.10	102.69
32	1802858-01RE1 WT1808301425JTM 0.25776	180927G2_32	Analyte	40.0	5.01	19493.34	16543.10	117.83
33	B8H0169-BS1 LFB 0.25	180927G2_33	Analyte	40.0	5.01	19465.89	16543.10	117.67
34	1803110-07@5X WI-CV-2RW04-0918 0.25305	180927G2_34	Analyte	40.0	5.01	3659.05	16543.10	22.12 DIL
35	1803110-09@10X WI-CV-1RW01-0918 0.25726	180927G2_35	Analyte	40.0	5.02	990.28	16543.10	5.99 DIL
36	1803110-11@50X WI-AF-1RW32-0918 0.22593	180927G2_36	Analyte	40.0	5.02	195.65	16543.10	1.18 DIL
37	1803110-17@5X WI-CV-3RW10-0918 0.23876	180927G2_37	Analyte	40.0	5.01	3198.81	16543.10	19.34 DIL
38	B8I0167-MS1@10X LFSM 0.25823	180927G2_38	Analyte	40.0	5.02	1701.32	16543.10	10.28 DIL
39	B8I0167-MSD1@10X LFSMD 0.25914	180927G2_39	Analyte	40.0	5.02	898.78	16543.10	5.43 DIL
40	B8I0167-MSD1 LFSMD 0.25914	180927G2_40	Analyte	40.0	5.02	16949.05	16543.10	102.45
41	IPA	180927G2_41	Analyte	40.0			16543.10	0.00
42	ST180927G2-3 PFC CS1 537 18I2606	180927G2_42	Analyte	40.0	5.01	15942.30	16543.10	96.37
43	1803109-02@5X WI-CV-1RW07P-0918 0.25343	180927G2_43	Analyte	40.0	5.02	3977.30	16543.10	24.04 DIL
44	1803109-04@10X WI-CV-2RW06-0918 0.25456	180927G2_44	Analyte	40.0	5.02	1992.36	16543.10	12.04 DIL
45	1803109-06@10X WI-CV-3RW11-0918 0.25435	180927G2_45	Analyte	40.0	5.01	1941.77	16543.10	11.74 DIL
46	1803109-07@10X WI-CV-3RW11P-0918 0.26123	180927G2_46	Analyte	40.0	5.01	1545.20	16543.10	9.34 DIL
47	1803109-07 WI-CV-3RW11P-0918 0.26123	180927G2_47	Analyte	40.0	5.01	18163.32	16543.10	109.79
48	IPA	180927G2_48	Analyte	40.0			16543.10	0.00
49	1803109-09@10X WI-CV-1RW34-0918 0.26459	180927G2_49	Analyte	40.0	5.02	1884.70	16543.10	11.39 DIL
50	B8I0193-BS1 LFB 0.25	180927G2_50	Analyte	40.0	5.01	15426.11	16543.10	93.25



51 B8I0193-MS1 LFSM 0.26031	180927G2_51	Analyte	40.0	5.02	15166.15	16543.10	91.68
52 B8I0193-MSD1 LFSMD 0.25838	180927G2_52	Analyte	40.0	5.01	15310.18	16543.10	92.55
53 B8I0193-BLK1 LRB 0.25	180927G2_53	Analyte	40.0	5.02	15848.38	16543.10	95.80
54 IPA	180927G2_54	Analyte	40.0			16543.10	0.00
55 ST180927G2-4 PFC CS-2 537 18I2603	180927G2_55	Analyte	40.0	5.02	18146.90	16543.10	109.69
56 1803143-01 CBD-1RW41-0918 0.25934	180927G2_56	Analyte	40.0	5.02	14743.90	16543.10	89.12
57 1803143-02 CBD-1FB41-0918 0.26045	180927G2_57	Analyte	40.0	5.01	13577.99	16543.10	82.08
58 1803143-03 CBD-1RW42-0918 0.26311	180927G2_58	Analyte	40.0	5.01	16449.24	16543.10	99.43
59 1803143-04 CBD-1FB42-0918 0.26201	180927G2_59	Analyte	40.0	5.01	18554.02	16543.10	112.16
60 1803148-01 WT1809240915KE 0.26301	180927G2_60	Analyte	40.0	5.00	17220.52	16543.10	104.09
61 1803148-02 WT1809240925KE 0.24776	180927G2_61	Analyte	40.0	5.00	16927.58	16543.10	102.32
62 1803148-03 WT1809240935KE 0.25887	180927G2_62	Analyte	40.0	5.01	14565.89	16543.10	88.05
63 1803148-04 WT1809240945KE 0.26511	180927G2_63	Analyte	40.0	5.01	14687.15	16543.10	88.78
64 1803148-05 WT1809240955KE 0.26198	180927G2_64	Analyte	40.0	5.00	14444.06	16543.10	87.31
65 1803148-06 WT1809241005KE 0.26074	180927G2_65	Analyte	40.0	5.01	15783.41	16543.10	95.41
66 QC 18H1311 V4	180927G2_66	Analyte	40.0	5.01	17756.56	16543.10	107.34
67 QC 18H1312 V4	180927G2_67	Analyte	40.0	5.01	18802.22	16543.10	113.66
68 QC 18H1312 V6	180927G2_68	Analyte	40.0	5.01	15069.04	16543.10	91.09
69 IPA	180927G2_69	Analyte	40.0			16543.10	0.00
70 ST180927G2-5 PFC CS0 537 18I2605	180927G2_70	Analyte	40.0	5.01	17705.11	16543.10	107.02

## CCAL

### Compound 18: 13C2-PFOA

ID	Name	Type	Std. Conc	RT	Area	CCAL Area	% Area
1 IPA	180927G2_1	Analyte	10.0			7704.29	0.00
2 <b>ST180927G2-1 PFC CS-2 537 18I2603</b>	180927G2_2	Analyte	10.0	4.26	7704.29	7704.29	100.00
3 B8I0167-BS1 LFB 0.25	180927G2_3	Analyte	10.0	4.26	6754.83	7704.29	87.68
4 B8I0167-MS1 LFSM 0.25823	180927G2_4	Analyte	10.0	4.26	5761.04	7704.29	74.78
5 B8I0167-MSD1 LFSMD 0.25914	180927G2_5	Analyte	10.0	4.26	6067.19	7704.29	78.75
6 B8I0167-BLK1 LRB 0.25	180927G2_6	Analyte	10.0	4.26	6722.00	7704.29	87.25
7 1803084-01 9-31 Ryan (Turner) 0.25667	180927G2_7	Analyte	10.0	4.26	6869.83	7704.29	89.17

8	1803109-01 WI-CV-1RW07-0918 0.256	180927G2_8	Analyte	10.0	4.26	6021.04	7704.29	78.15
9	1803109-02 WI-CV-1RW07P-0918 0.25343	180927G2_9	Analyte	10.0	4.26	6754.09	7704.29	87.67
10	1803109-03 WI-CV-1FB07-0918 0.25982	180927G2_10	Analyte	10.0	4.26	6474.29	7704.29	84.03
11	1803109-04 WI-CV-2RW06-0918 0.25456	180927G2_11	Analyte	10.0	4.26	6767.30	7704.29	87.84
12	1803109-05 WI-CV-2FB06-0918 0.25822	180927G2_12	Analyte	10.0	4.26	6943.78	7704.29	90.13
13	1803109-06 WI-CV-3RW11-0918 0.25435	180927G2_13	Analyte	10.0	4.26	6543.86	7704.29	84.94
14	1803109-07 WI-CV-3RW11P-0918 0.26123	180927G2_14	Analyte	10.0	4.27	6137.29	7704.29	79.66
15	1803109-08 WI-CV-3FB11-0918 0.26091	180927G2_15	Analyte	10.0	4.27	6535.85	7704.29	84.83
16	1803109-09 WI-CV-1RW34-0918 0.26459	180927G2_16	Analyte	10.0	4.26	6156.78	7704.29	79.91
17	1803109-10 WI-CV-1FB34-0918 0.2619	180927G2_17	Analyte	10.0	4.26	6219.87	7704.29	80.73
18	1803109-11 WI-CV-1RW22-0918 0.25339	180927G2_18	Analyte	10.0	4.26	6528.27	7704.29	84.74
19	1803109-12 WI-CV-1FB22-0918 0.26445	180927G2_19	Analyte	10.0	4.26	7081.70	7704.29	91.92
20	1803109-13 WI-AF-1RW40-0918 0.25419	180927G2_20	Analyte	10.0	4.27	6199.39	7704.29	80.47
21	1803109-14 WI-AF-1FB40-0918 0.26378	180927G2_21	Analyte	10.0	4.26	6360.00	7704.29	82.55
22	1803109-15 WI-CV-1RW25-0918 0.25832	180927G2_22	Analyte	10.0	4.26	6192.91	7704.29	80.38
23	IPA	180927G2_23	Analyte	10.0			7704.29	0.00
24	ST180927G2-2 PFC CS0 537 1812605	180927G2_24	Analyte	10.0	4.27	7130.74	7704.29	92.56
24	<b>ST180927G2-2 PFC CS0 537 1812605</b>	180927G2_24	Analyte	10.0	4.27	7130.74	7130.74	100.00
25	1803109-16 WI-CV-1FB25-0918 0.26016	180927G2_25	Analyte	10.0	4.27	5966.56	7130.74	83.67
26	1803109-17 WI-CV-1RW26-0918 0.25361	180927G2_26	Analyte	10.0	4.27	6084.89	7130.74	85.33
27	1803109-18 WI-CV-1FB26-0918 0.25726	180927G2_27	Analyte	10.0	4.27	6654.02	7130.74	93.31
28	B8I0161-BS1 LFB 0.25	180927G2_28	Analyte	10.0	4.27	5780.30	7130.74	81.06
29	B8I0161-BSD1 LFB 0.25	180927G2_29	Analyte	10.0	4.27	6430.64	7130.74	90.18
30	B8I0161-BLK1 LRB 0.25	180927G2_30	Analyte	10.0	4.26	6839.93	7130.74	95.92
31	1802854-01RE1 WT1808301400JTM 0.26027	180927G2_31	Analyte	10.0	4.27	6916.65	7130.74	97.00
32	1802858-01RE1 WT1808301425JTM 0.25776	180927G2_32	Analyte	10.0	4.26	6248.67	7130.74	87.63
33	B8H0169-BS1 LFB 0.25	180927G2_33	Analyte	10.0	4.27	6921.44	7130.74	97.06
34	1803110-07@5X WI-CV-2RW04-0918 0.25305	180927G2_34	Analyte	10.0	4.27	1445.14	7130.74	20.27 DIL
35	1803110-09@10X WI-CV-1RW01-0918 0.25726	180927G2_35	Analyte	10.0	4.27	750.33	7130.74	10.52 DIL
36	1803110-11@50X WI-AF-1RW32-0918 0.22593	180927G2_36	Analyte	10.0	4.27	67.50	7130.74	0.95 DIL
37	1803110-17@5X WI-CV-3RW10-0918 0.23876	180927G2_37	Analyte	10.0	4.26	1042.05	7130.74	14.61 DIL
38	B8I0167-MS1@10X LFSM 0.25823	180927G2_38	Analyte	10.0	4.26	556.57	7130.74	7.81 DIL
39	B8I0167-MSD1@10X LFSMD 0.25914	180927G2_39	Analyte	10.0	4.26	634.51	7130.74	8.90 DIL

40	B8I0167-MSD1 LFSMD 0.25914	180927G2_40	Analyte	10.0	4.26	5947.60	7130.74	83.41
41	IPA	180927G2_41	Analyte	10.0			7130.74	0.00
42	ST180927G2-3 PFC CS1 537 18I2606	180927G2_42	Analyte	10.0	4.27	7147.75	7130.74	100.24
42	<b>ST180927G2-3 PFC CS1 537 18I2606</b>	180927G2_42	Analyte	10.0	4.27	7147.75	7147.75	100.00
43	1803109-02@5X WI-CV-1RW07P-0918 0.25343	180927G2_43	Analyte	10.0	4.26	1287.84	7147.75	18.02 DIL
44	1803109-04@10X WI-CV-2RW06-0918 0.25456	180927G2_44	Analyte	10.0	4.26	774.53	7147.75	10.84 DIL
45	1803109-06@10X WI-CV-3RW11-0918 0.25435	180927G2_45	Analyte	10.0	4.27	681.32	7147.75	9.53 DIL
46	1803109-07@10X WI-CV-3RW11P-0918 0.26123	180927G2_46	Analyte	10.0	4.27	633.17	7147.75	8.86 DIL
47	1803109-07 WI-CV-3RW11P-0918 0.26123	180927G2_47	Analyte	10.0	4.27	5878.40	7147.75	82.24
48	IPA	180927G2_48	Analyte	10.0			7147.75	0.00
49	1803109-09@10X WI-CV-1RW34-0918 0.26459	180927G2_49	Analyte	10.0	4.26	564.64	7147.75	7.90 DIL
50	B8I0193-BS1 LFB 0.25	180927G2_50	Analyte	10.0	4.27	5759.80	7147.75	80.58
51	B8I0193-MS1 LFSM 0.26031	180927G2_51	Analyte	10.0	4.27	5145.29	7147.75	71.98
52	B8I0193-MSD1 LFSMD 0.25838	180927G2_52	Analyte	10.0	4.26	6076.61	7147.75	85.01
53	B8I0193-BLK1 LRB 0.25	180927G2_53	Analyte	10.0	4.27	6306.71	7147.75	88.23
54	IPA	180927G2_54	Analyte	10.0			7147.75	0.00
55	ST180927G2-4 PFC CS-2 537 18I2603	180927G2_55	Analyte	10.0	4.27	6858.71	7147.75	95.96
55	<b>ST180927G2-4 PFC CS-2 537 18I2603</b>	180927G2_55	Analyte	10.0	4.27	6858.71	6858.71	100.00
56	1803143-01 CBD-1RW41-0918 0.25934	180927G2_56	Analyte	10.0	4.27	5587.95	6858.71	81.47
57	1803143-02 CBD-1FB41-0918 0.26045	180927G2_57	Analyte	10.0	4.27	5456.31	6858.71	79.55
58	1803143-03 CBD-1RW42-0918 0.26311	180927G2_58	Analyte	10.0	4.26	6307.98	6858.71	91.97
59	1803143-04 CBD-1FB42-0918 0.26201	180927G2_59	Analyte	10.0	4.26	6200.45	6858.71	90.40
60	1803148-01 WT1809240915KE 0.26301	180927G2_60	Analyte	10.0	4.27	6117.93	6858.71	89.20
61	1803148-02 WT1809240925KE 0.24776	180927G2_61	Analyte	10.0	4.27	6630.49	6858.71	96.67
62	1803148-03 WT1809240935KE 0.25887	180927G2_62	Analyte	10.0	4.27	6013.71	6858.71	87.68
63	1803148-04 WT1809240945KE 0.26511	180927G2_63	Analyte	10.0	4.27	6214.06	6858.71	90.60
64	1803148-05 WT1809240955KE 0.26198	180927G2_64	Analyte	10.0	4.27	6221.18	6858.71	90.70
65	1803148-06 WT1809241005KE 0.26074	180927G2_65	Analyte	10.0	4.27	6637.90	6858.71	96.78
66	QC 18H1311 V4	180927G2_66	Analyte	10.0	4.27	6555.75	6858.71	95.58
67	QC 18H1312 V4	180927G2_67	Analyte	10.0	4.27	6915.59	6858.71	100.83
68	QC 18H1312 V6	180927G2_68	Analyte	10.0	4.27	7625.10	6858.71	111.17
69	IPA	180927G2_69	Analyte	10.0			6858.71	0.00

70	ST180927G2-5 PFC CS0 537 1812605	180927G2_70	Analyte	10.0	4.27	7367.82	6858.71	107.42
----	----------------------------------	-------------	---------	------	------	---------	---------	--------

**Compound 19: 13C4-PFOS**

ID	Name	Type	Std. Conc	RT	Area	CCAL Area	% Area	
1	IPA	180927G2_1	Analyte	28.7		16549.35	0.00	
2	<b>ST180927G2-1 PFC CS-2 537 1812603</b>	180927G2_2	Analyte	28.7	4.66	16549.35	16549.35	100.00
3	B8I0167-BS1 LFB 0.25	180927G2_3	Analyte	28.7	4.66	15909.09	16549.35	96.13
4	B8I0167-MS1 LFSM 0.25823	180927G2_4	Analyte	28.7	4.66	14250.30	16549.35	86.11
5	B8I0167-MSD1 LFSMD 0.25914	180927G2_5	Analyte	28.7	4.66	15554.07	16549.35	93.99
6	B8I0167-BLK1 LRB 0.25	180927G2_6	Analyte	28.7	4.66	16031.03	16549.35	96.87
7	1803084-01 9-31 Ryan (Turner) 0.25667	180927G2_7	Analyte	28.7	4.66	15525.29	16549.35	93.81
8	1803109-01 WI-CV-1RW07-0918 0.256	180927G2_8	Analyte	28.7	4.66	15220.71	16549.35	91.97
9	1803109-02 WI-CV-1RW07P-0918 0.25343	180927G2_9	Analyte	28.7	4.66	15795.33	16549.35	95.44
10	1803109-03 WI-CV-1FB07-0918 0.25982	180927G2_10	Analyte	28.7	4.66	15726.38	16549.35	95.03
11	1803109-04 WI-CV-2RW06-0918 0.25456	180927G2_11	Analyte	28.7	4.66	16214.59	16549.35	97.98
12	1803109-05 WI-CV-2FB06-0918 0.25822	180927G2_12	Analyte	28.7	4.66	15737.68	16549.35	95.10
13	1803109-06 WI-CV-3RW11-0918 0.25435	180927G2_13	Analyte	28.7	4.66	15211.18	16549.35	91.91
14	1803109-07 WI-CV-3RW11P-0918 0.26123	180927G2_14	Analyte	28.7	4.66	16573.95	16549.35	100.15
15	1803109-08 WI-CV-3FB11-0918 0.26091	180927G2_15	Analyte	28.7	4.66	15447.43	16549.35	93.34
16	1803109-09 WI-CV-1RW34-0918 0.26459	180927G2_16	Analyte	28.7	4.66	15220.98	16549.35	91.97
17	1803109-10 WI-CV-1FB34-0918 0.2619	180927G2_17	Analyte	28.7	4.66	14757.51	16549.35	89.17
18	1803109-11 WI-CV-1RW22-0918 0.25339	180927G2_18	Analyte	28.7	4.66	15893.05	16549.35	96.03
19	1803109-12 WI-CV-1FB22-0918 0.26445	180927G2_19	Analyte	28.7	4.66	15385.92	16549.35	92.97
20	1803109-13 WI-AF-1RW40-0918 0.25419	180927G2_20	Analyte	28.7	4.66	15083.40	16549.35	91.14
21	1803109-14 WI-AF-1FB40-0918 0.26378	180927G2_21	Analyte	28.7	4.66	14991.88	16549.35	90.59
22	1803109-15 WI-CV-1RW25-0918 0.25832	180927G2_22	Analyte	28.7	4.66	13417.93	16549.35	81.08
23	IPA	180927G2_23	Analyte	28.7		16549.35	0.00	
24	ST180927G2-2 PFC CS0 537 1812605	180927G2_24	Analyte	28.7	4.66	16766.35	16549.35	101.31
24	<b>ST180927G2-2 PFC CS0 537 1812605</b>	180927G2_24	Analyte	28.7	4.66	16766.35	16766.35	100.00
25	1803109-16 WI-CV-1FB25-0918 0.26016	180927G2_25	Analyte	28.7	4.66	14372.70	16766.35	85.72
26	1803109-17 WI-CV-1RW26-0918 0.25361	180927G2_26	Analyte	28.7	4.66	15432.68	16766.35	92.05
27	1803109-18 WI-CV-1FB26-0918 0.25726	180927G2_27	Analyte	28.7	4.66	15524.69	16766.35	92.59

28	B8I0161-BS1 LFB 0.25	180927G2_28	Analyte	28.7	4.66	14172.69	16766.35	84.53
29	B8I0161-BSD1 LFB 0.25	180927G2_29	Analyte	28.7	4.66	14749.50	16766.35	87.97
30	B8I0161-BLK1 LRB 0.25	180927G2_30	Analyte	28.7	4.66	15636.39	16766.35	93.26
31	1802854-01RE1 WT1808301400JTM 0.26027	180927G2_31	Analyte	28.7	4.67	15721.89	16766.35	93.77
32	1802858-01RE1 WT1808301425JTM 0.25776	180927G2_32	Analyte	28.7	4.66	14605.37	16766.35	87.11
33	B8H0169-BS1 LFB 0.25	180927G2_33	Analyte	28.7	4.67	16140.88	16766.35	96.27
34	1803110-07@5X WI-CV-2RW04-0918 0.25305	180927G2_34	Analyte	28.7	4.67	3598.20	16766.35	21.46 DIL
35	1803110-09@10X WI-CV-1RW01-0918 0.25726	180927G2_35	Analyte	28.7	4.66	2024.61	16766.35	12.08 DIL
36	1803110-11@50X WI-AF-1RW32-0918 0.22593	180927G2_36	Analyte	28.7	4.66	250.64	16766.35	1.49 DIL
37	1803110-17@5X WI-CV-3RW10-0918 0.23876	180927G2_37	Analyte	28.7	4.66	2350.19	16766.35	14.02 DIL
38	B8I0167-MS1@10X LFSM 0.25823	180927G2_38	Analyte	28.7	4.67	1660.44	16766.35	9.90 DIL
39	B8I0167-MSD1@10X LFSMD 0.25914	180927G2_39	Analyte	28.7	4.67	1714.92	16766.35	10.23 DIL
40	B8I0167-MSD1 LFSMD 0.25914	180927G2_40	Analyte	28.7	4.66	15227.49	16766.35	90.82
41	IPA	180927G2_41	Analyte	28.7			16766.35	0.00
42	ST180927G2-3 PFC CS1 537 18I2606	180927G2_42	Analyte	28.7	4.66	16449.48	16766.35	98.11
42	<b>ST180927G2-3 PFC CS1 537 18I2606</b>	180927G2_42	Analyte	28.7	4.66	16449.48	16449.48	100.00
43	1803109-02@5X WI-CV-1RW07P-0918 0.25343	180927G2_43	Analyte	28.7	4.66	3382.13	16449.48	20.56 DIL
44	1803109-04@10X WI-CV-2RW06-0918 0.25456	180927G2_44	Analyte	28.7	4.67	872.40	16449.48	5.30 DIL
45	1803109-06@10X WI-CV-3RW11-0918 0.25435	180927G2_45	Analyte	28.7	4.66	1681.68	16449.48	10.22 DIL
46	1803109-07@10X WI-CV-3RW11P-0918 0.26123	180927G2_46	Analyte	28.7	4.66	1518.68	16449.48	9.23 DIL
47	1803109-07 WI-CV-3RW11P-0918 0.26123	180927G2_47	Analyte	28.7	4.66	15066.49	16449.48	91.59
48	IPA	180927G2_48	Analyte	28.7			16449.48	0.00
49	1803109-09@10X WI-CV-1RW34-0918 0.26459	180927G2_49	Analyte	28.7	4.66	1499.28	16449.48	9.11 DIL
50	B8I0193-BS1 LFB 0.25	180927G2_50	Analyte	28.7	4.66	14488.85	16449.48	88.08
51	B8I0193-MS1 LFSM 0.26031	180927G2_51	Analyte	28.7	4.66	13279.64	16449.48	80.73
52	B8I0193-MSD1 LFSMD 0.25838	180927G2_52	Analyte	28.7	4.66	13574.02	16449.48	82.52
53	B8I0193-BLK1 LRB 0.25	180927G2_53	Analyte	28.7	4.66	13712.95	16449.48	83.36
54	IPA	180927G2_54	Analyte	28.7			16449.48	0.00
55	ST180927G2-4 PFC CS-2 537 18I2603	180927G2_55	Analyte	28.7	4.66	16254.30	16449.48	98.81
55	<b>ST180927G2-4 PFC CS-2 537 18I2603</b>	180927G2_55	Analyte	28.7	4.66	16254.30	16254.30	100.00
56	1803143-01 CBD-1RW41-0918 0.25934	180927G2_56	Analyte	28.7	4.66	13061.75	16254.30	80.36
57	1803143-02 CBD-1FB41-0918 0.26045	180927G2_57	Analyte	28.7	4.66	13178.01	16254.30	81.07

58	1803143-03 CBD-1RW42-0918 0.26311	180927G2_58	Analyte	28.7	4.66	15022.42	16254.30	92.42
59	1803143-04 CBD-1FB42-0918 0.26201	180927G2_59	Analyte	28.7	4.66	15364.80	16254.30	94.53
60	1803148-01 WT1809240915KE 0.26301	180927G2_60	Analyte	28.7	4.66	15259.50	16254.30	93.88
61	1803148-02 WT1809240925KE 0.24776	180927G2_61	Analyte	28.7	4.66	14772.84	16254.30	90.89
62	1803148-03 WT1809240935KE 0.25887	180927G2_62	Analyte	28.7	4.66	13815.18	16254.30	84.99
63	1803148-04 WT1809240945KE 0.26511	180927G2_63	Analyte	28.7	4.66	14006.11	16254.30	86.17
64	1803148-05 WT1809240955KE 0.26198	180927G2_64	Analyte	28.7	4.66	14890.42	16254.30	91.61
65	1803148-06 WT1809241005KE 0.26074	180927G2_65	Analyte	28.7	4.67	15557.56	16254.30	95.71
66	QC 18H1311 V4	180927G2_66	Analyte	28.7	4.67	15188.81	16254.30	93.44
67	QC 18H1312 V4	180927G2_67	Analyte	28.7	4.66	16026.22	16254.30	98.60
68	QC 18H1312 V6	180927G2_68	Analyte	28.7	4.67	15845.42	16254.30	97.48
69	IPA	180927G2_69	Analyte	28.7			16254.30	0.00
70	ST180927G2-5 PFC CS0 537 18I2605	180927G2_70	Analyte	28.7	4.67	17150.07	16254.30	105.51

**Compound 20: d3-N-MeFOSAA**

ID	Name	Type	Std. Conc	RT	Area	CCAL Area	% Area	
1	IPA	180927G2_1	Analyte	40.0		17507.45	0.00	
2	<b>ST180927G2-1 PFC CS-2 537 18I2603</b>	180927G2_2	Analyte	40.0	5.02	17507.45	17507.45	100.00
3	B8I0167-BS1 LFB 0.25	180927G2_3	Analyte	40.0	5.01	19424.85	17507.45	110.95
4	B8I0167-MS1 LFSM 0.25823	180927G2_4	Analyte	40.0	5.02	15142.21	17507.45	86.49
5	B8I0167-MSD1 LFSMD 0.25914	180927G2_5	Analyte	40.0	5.02	16132.68	17507.45	92.15
6	B8I0167-BLK1 LRB 0.25	180927G2_6	Analyte	40.0	5.01	17079.25	17507.45	97.55
7	1803084-01 9-31 Ryan (Turner) 0.25667	180927G2_7	Analyte	40.0	5.02	18260.73	17507.45	104.30
8	1803109-01 WI-CV-1RW07-0918 0.256	180927G2_8	Analyte	40.0	5.02	14101.63	17507.45	80.55
9	1803109-02 WI-CV-1RW07P-0918 0.25343	180927G2_9	Analyte	40.0	5.01	16395.89	17507.45	93.65
10	1803109-03 WI-CV-1FB07-0918 0.25982	180927G2_10	Analyte	40.0	5.02	11860.47	17507.45	67.75
11	1803109-04 WI-CV-2RW06-0918 0.25456	180927G2_11	Analyte	40.0	5.02	18581.44	17507.45	106.13
12	1803109-05 WI-CV-2FB06-0918 0.25822	180927G2_12	Analyte	40.0	5.01	17360.22	17507.45	99.16
13	1803109-06 WI-CV-3RW11-0918 0.25435	180927G2_13	Analyte	40.0	5.01	17793.09	17507.45	101.63
14	1803109-07 WI-CV-3RW11P-0918 0.26123	180927G2_14	Analyte	40.0	5.01	16078.36	17507.45	91.84
15	1803109-08 WI-CV-3FB11-0918 0.26091	180927G2_15	Analyte	40.0	5.01	17171.03	17507.45	98.08
16	1803109-09 WI-CV-1RW34-0918 0.26459	180927G2_16	Analyte	40.0	5.01	16056.60	17507.45	91.71
17	1803109-10 WI-CV-1FB34-0918 0.2619	180927G2_17	Analyte	40.0	5.02	15369.58	17507.45	87.79

18	1803109-11 WI-CV-1RW22-0918 0.25339	180927G2_18	Analyte	40.0	5.01	17200.24	17507.45	98.25
19	1803109-12 WI-CV-1FB22-0918 0.26445	180927G2_19	Analyte	40.0	5.01	17785.63	17507.45	101.59
20	1803109-13 WI-AF-1RW40-0918 0.25419	180927G2_20	Analyte	40.0	5.01	16089.05	17507.45	91.90
21	1803109-14 WI-AF-1FB40-0918 0.26378	180927G2_21	Analyte	40.0	5.01	16033.55	17507.45	91.58
22	1803109-15 WI-CV-1RW25-0918 0.25832	180927G2_22	Analyte	40.0	5.01	15634.21	17507.45	89.30
23	IPA	180927G2_23	Analyte	40.0			17507.45	0.00
24	ST180927G2-2 PFC CS0 537 18I2605	180927G2_24	Analyte	40.0	5.01	16910.35	17507.45	96.59
24	<b>ST180927G2-2 PFC CS0 537 18I2605</b>	180927G2_24	Analyte	40.0	5.01	16910.35	16910.35	100.00
25	1803109-16 WI-CV-1FB25-0918 0.26016	180927G2_25	Analyte	40.0	5.01	16924.00	16910.35	100.08
26	1803109-17 WI-CV-1RW26-0918 0.25361	180927G2_26	Analyte	40.0	5.00	15118.19	16910.35	89.40
27	1803109-18 WI-CV-1FB26-0918 0.25726	180927G2_27	Analyte	40.0	5.01	15635.97	16910.35	92.46
28	B8I0161-BS1 LFB 0.25	180927G2_28	Analyte	40.0	5.01	17095.52	16910.35	101.10
29	B8I0161-BSD1 LFB 0.25	180927G2_29	Analyte	40.0	5.01	16751.98	16910.35	99.06
30	B8I0161-BLK1 LRB 0.25	180927G2_30	Analyte	40.0	5.01	18855.17	16910.35	111.50
31	1802854-01RE1 WT1808301400JTM 0.26027	180927G2_31	Analyte	40.0	5.01	16988.87	16910.35	100.46
32	1802858-01RE1 WT1808301425JTM 0.25776	180927G2_32	Analyte	40.0	5.01	19493.34	16910.35	115.27
33	B8H0169-BS1 LFB 0.25	180927G2_33	Analyte	40.0	5.01	19465.89	16910.35	115.11
34	1803110-07@5X WI-CV-2RW04-0918 0.25305	180927G2_34	Analyte	40.0	5.01	3659.05	16910.35	21.64 DIL
35	1803110-09@10X WI-CV-1RW01-0918 0.25726	180927G2_35	Analyte	40.0	5.02	990.28	16910.35	5.86 DIL
36	1803110-11@50X WI-AF-1RW32-0918 0.22593	180927G2_36	Analyte	40.0	5.02	195.65	16910.35	1.16 DIL
37	1803110-17@5X WI-CV-3RW10-0918 0.23876	180927G2_37	Analyte	40.0	5.01	3198.81	16910.35	18.92 DIL
38	B8I0167-MS1@10X LFSM 0.25823	180927G2_38	Analyte	40.0	5.02	1701.32	16910.35	10.06 DIL
39	B8I0167-MSD1@10X LFSMD 0.25914	180927G2_39	Analyte	40.0	5.02	898.78	16910.35	5.31 DIL
40	B8I0167-MSD1 LFSMD 0.25914	180927G2_40	Analyte	40.0	5.02	16949.05	16910.35	100.23
41	IPA	180927G2_41	Analyte	40.0			16910.35	0.00
42	ST180927G2-3 PFC CS1 537 18I2606	180927G2_42	Analyte	40.0	5.01	15942.30	16910.35	94.28
42	<b>ST180927G2-3 PFC CS1 537 18I2606</b>	180927G2_42	Analyte	40.0	5.01	15942.30	15942.30	100.00
43	1803109-02@5X WI-CV-1RW07P-0918 0.25343	180927G2_43	Analyte	40.0	5.02	3977.30	15942.30	24.95 DIL
44	1803109-04@10X WI-CV-2RW06-0918 0.25456	180927G2_44	Analyte	40.0	5.02	1992.36	15942.30	12.50 DIL
45	1803109-06@10X WI-CV-3RW11-0918 0.25435	180927G2_45	Analyte	40.0	5.01	1941.77	15942.30	12.18 DIL
46	1803109-07@10X WI-CV-3RW11P-0918 0.26123	180927G2_46	Analyte	40.0	5.01	1545.20	15942.30	9.69 DIL
47	1803109-07 WI-CV-3RW11P-0918 0.26123	180927G2_47	Analyte	40.0	5.01	18163.32	15942.30	113.93

48 IPA	180927G2_48	Analyte	40.0			15942.30	0.00
49 1803109-09@10X WI-CV-1RW34-0918 0.26459	180927G2_49	Analyte	40.0	5.02	1884.70	15942.30	11.82 DIL
50 B8I0193-BS1 LFB 0.25	180927G2_50	Analyte	40.0	5.01	15426.11	15942.30	96.76
51 B8I0193-MS1 LFSM 0.26031	180927G2_51	Analyte	40.0	5.02	15166.15	15942.30	95.13
52 B8I0193-MSD1 LFSMD 0.25838	180927G2_52	Analyte	40.0	5.01	15310.18	15942.30	96.03
53 B8I0193-BLK1 LRB 0.25	180927G2_53	Analyte	40.0	5.02	15848.38	15942.30	99.41
54 IPA	180927G2_54	Analyte	40.0			15942.30	0.00
55 ST180927G2-4 PFC CS-2 537 18I2603	180927G2_55	Analyte	40.0	5.02	18146.90	15942.30	113.83
<b>55 ST180927G2-4 PFC CS-2 537 18I2603</b>	180927G2_55	Analyte	40.0	5.02	18146.90	18146.90	100.00
56 1803143-01 CBD-1RW41-0918 0.25934	180927G2_56	Analyte	40.0	5.02	14743.90	18146.90	81.25
57 1803143-02 CBD-1FB41-0918 0.26045	180927G2_57	Analyte	40.0	5.01	13577.99	18146.90	74.82
58 1803143-03 CBD-1RW42-0918 0.26311	180927G2_58	Analyte	40.0	5.01	16449.24	18146.90	90.64
59 1803143-04 CBD-1FB42-0918 0.26201	180927G2_59	Analyte	40.0	5.01	18554.02	18146.90	102.24
60 1803148-01 WT1809240915KE 0.26301	180927G2_60	Analyte	40.0	5.00	17220.52	18146.90	94.90
61 1803148-02 WT1809240925KE 0.24776	180927G2_61	Analyte	40.0	5.00	16927.58	18146.90	93.28
62 1803148-03 WT1809240935KE 0.25887	180927G2_62	Analyte	40.0	5.01	14565.89	18146.90	80.27
63 1803148-04 WT1809240945KE 0.26511	180927G2_63	Analyte	40.0	5.01	14687.15	18146.90	80.93
64 1803148-05 WT1809240955KE 0.26198	180927G2_64	Analyte	40.0	5.00	14444.06	18146.90	79.60
65 1803148-06 WT1809241005KE 0.26074	180927G2_65	Analyte	40.0	5.01	15783.41	18146.90	86.98
66 QC 18H1311 V4	180927G2_66	Analyte	40.0	5.01	17756.56	18146.90	97.85
67 QC 18H1312 V4	180927G2_67	Analyte	40.0	5.01	18802.22	18146.90	103.61
68 QC 18H1312 V6	180927G2_68	Analyte	40.0	5.01	15069.04	18146.90	83.04
69 IPA	180927G2_69	Analyte	40.0			18146.90	0.00
70 ST180927G2-5 PFC CS0 537 18I2605	180927G2_70	Analyte	40.0	5.01	17705.11	18146.90	97.57



Dataset: X:\G1.PRO\Results\2018\180927G2\180927G2-42.qld

Last Altered: Friday, September 28, 2018 10:01:41 Pacific Daylight Time

Printed: Friday, September 28, 2018 10:02:24 Pacific Daylight Time

Method: X:\G1.PRO\MethDB\PFAS\_DW\_L14\_0926.mdb 26 Sep 2018 11:45:45

Calibration: X:\G1.PRO\CurveDB\C18\_537\_Q1\_09-26-18\_L14.cdb 26 Sep 2018 16:49:19

Name: 180927G2\_42, Date: 27-Sep-2018, Time: 20:52:18, ID: ST180927G2-3 PFC CS1 537 18I2606, Description: PFC CS1 537 18I2606

#	Name	Trace	Area	IS Area	Wt./Vol.	RRF	Pred.RT	RT	y Axis Resp.	Conc.	%Rec
1	1 PFBS	298.8 > 80.2	3.29e3	1.64e4	1.00		2.96	2.95	5.75	8.29	93.8
2	2 PFHxA	312.8 > 269.0	6.01e3	7.15e3	1.00		3.34	3.31	8.41	8.74	87.4
3	3 PFHpA	362.8 > 319.0	6.23e3	7.15e3	1.00		3.85	3.83	8.72	9.59	95.9
4	4 PFHxS	398.7 > 80.2	3.74e3	1.64e4	1.00		3.96	3.96	6.53	8.91	97.7
5	5 PFOA	412.7 > 368.9	6.00e3	7.15e3	1.00		4.27	4.26	8.40	10.2	102.1
6	6 PFNA	462.8 > 419.0	6.67e3	7.15e3	1.00		4.61	4.60	9.34	9.40	94.0
7	7 PFOS	498.7 > 80.2	1.84e3	1.64e4	1.00		4.67	4.67	3.21	10.0	108.5
8	8 PFDA	512.8 > 468.9	8.73e3	7.15e3	1.00		4.91	4.89	12.2	10.2	101.7
9	9 N-MeFOSAA	569.8 > 419.0	2.73e3	1.59e4	1.00		5.02	5.02	6.84	8.85	88.5
10	10 N-EtFOSAA	583.8 > 419.0	2.65e3	1.59e4	1.00		5.14	5.15	6.66	10.7	106.6
11	11 PFUnA	562.7 > 518.9	1.02e4	7.15e3	1.00		5.18	5.16	14.3	10.9	108.5
12	12 PFDoA	612.8 > 569.0	8.48e3	7.15e3	1.00		5.41	5.39	11.9	11.5	115.3
13	13 PFTeDA	662.8 > 619.0	8.75e3	7.15e3	1.00		5.61	5.61	12.2	10.7	107.1
14	14 PFTeDA	712.8 > 669.0	1.00e4	7.15e3	1.00		5.79	5.79	14.1	9.59	95.9
15	15 13C2-PFHxA	314.9 > 270.0	7.31e3	7.15e3	1.00	1.045	3.42	3.31	10.2	9.79	97.9
16	16 13C2-PFDA	514.8 > 470.0	8.45e3	7.15e3	1.00	1.168	4.86	4.89	11.8	10.1	101.2
17	17 d5-N-EtFOSAA	588.8 > 419.0	1.66e4	1.59e4	1.00	0.909	5.01	5.14	41.7	45.9	114.7
18	18 13C2-PFOA	414.8 > 370.0	7.15e3	7.15e3	1.00	1.000	4.31	4.27	10.0	10.0	100.0
19	19 13C4-PFOS	502.8 > 80.2	1.64e4	1.64e4	1.00	1.000	4.72	4.66	28.7	28.7	100.0
20	20 d3-N-MeFOSAA	572.7 > 419.0	1.59e4	1.59e4	1.00	1.000	5.08	5.01	40.0	40.0	100.0

VKBF 9/28/18

CGH  
9/28/18

Dataset: Untitled

Last Altered: Friday, September 28, 2018 10:11:33 Pacific Daylight Time

Printed: Friday, September 28, 2018 10:11:46 Pacific Daylight Time

Method: X:\G1.PRO\MethDB\PFAS\_DW\_L14\_0926.mdb 26 Sep 2018 11:45:45

Calibration: X:\G1.PRO\CurveDB\C18\_537\_Q1\_09-26-18\_L14.cdb 26 Sep 2018 16:49:19

Compound name: PFBS

#	Name	ID	Acq.Date	Acq.Time
1	1 180927G2_1	IPA	27-Sep-18	11:47:26
2	2 180927G2_2	ST180927G2-1 PFC CS-2 537 18I2603	27-Sep-18	11:59:30
3	3 180927G2_3	B8I0167-BS1 LFB 0.25	27-Sep-18	12:18:30
4	4 180927G2_4	B8I0167-MS1 LFSM 0.25823	27-Sep-18	12:30:30
5	5 180927G2_5	B8I0167-MSD1 LFSMD 0.25914	27-Sep-18	12:43:32
6	6 180927G2_6	B8I0167-BLK1 LRB 0.25	27-Sep-18	12:56:30
7	7 180927G2_7	1803084-01 9-31 Ryan (Turner) 0.25667	27-Sep-18	13:09:27
8	8 180927G2_8	1803109-01 WI-CV-1RW07-0918 0.256	27-Sep-18	13:22:25
9	9 180927G2_9	1803109-02 WI-CV-1RW07P-0918 0.25...	27-Sep-18	13:35:22
10	10 180927G2_10	1803109-03 WI-CV-1FB07-0918 0.25982	27-Sep-18	13:48:20
11	11 180927G2_11	1803109-04 WI-CV-2RW06-0918 0.254...	27-Sep-18	14:01:18
12	12 180927G2_12	1803109-05 WI-CV-2FB06-0918 0.25822	27-Sep-18	14:14:18
13	13 180927G2_13	1803109-06 WI-CV-3RW11-0918 0.254...	27-Sep-18	14:27:16
14	14 180927G2_14	1803109-07 WI-CV-3RW11P-0918 0.26...	27-Sep-18	14:44:16
15	15 180927G2_15	1803109-08 WI-CV-3FB11-0918 0.26091	27-Sep-18	14:56:17
16	16 180927G2_16	1803109-09 WI-CV-1RW34-0918 0.264...	27-Sep-18	15:09:14
17	17 180927G2_17	1803109-10 WI-CV-1FB34-0918 0.2619	27-Sep-18	15:23:49
18	18 180927G2_18	1803109-11 WI-CV-1RW22-0918 0.253...	27-Sep-18	15:35:53
19	19 180927G2_19	1803109-12 WI-CV-1FB22-0918 0.26445	27-Sep-18	15:48:56
20	20 180927G2_20	1803109-13 WI-AF-1RW40-0918 0.254...	27-Sep-18	16:01:57
21	21 180927G2_21	1803109-14 WI-AF-1FB40-0918 0.26378	27-Sep-18	16:14:55
22	22 180927G2_22	1803109-15 WI-CV-1RW25-0918 0.258...	27-Sep-18	16:27:51
23	23 180927G2_23	IPA	27-Sep-18	16:40:49
24	24 180927G2_24	ST180927G2-2 PFC CS0 537 18I2605	27-Sep-18	16:53:49
25	25 180927G2_25	1803109-16 WI-CV-1FB25-0918 0.26016	27-Sep-18	17:06:55
26	26 180927G2_26	1803109-17 WI-CV-1RW26-0918 0.253...	27-Sep-18	17:19:50
27	27 180927G2_27	1803109-18 WI-CV-1FB26-0918 0.25726	27-Sep-18	17:32:46
28	28 180927G2_28	B8I0161-BS1 LFB 0.25	27-Sep-18	17:45:44
29	29 180927G2_29	B8I0161-BSD1 LFB 0.25	27-Sep-18	17:58:49
30	30 180927G2_30	B8I0161-BLK1 LRB 0.25	27-Sep-18	18:11:43
31	31 180927G2_31	1802854-01RE1 WT1808301400JTM 0...	27-Sep-18	18:30:33
32	32 180927G2_32	1802858-01RE1 WT1808301425JTM 0...	27-Sep-18	18:42:34

Dataset: Untitled

Last Altered: Friday, September 28, 2018 10:11:33 Pacific Daylight Time  
 Printed: Friday, September 28, 2018 10:11:46 Pacific Daylight Time

Compound name: PFBS

#	Name	ID	Acq.Date	Acq.Time
33	33 180927G2_33	B8H0169-BS1 LFB 0.25	27-Sep-18	18:55:34
34	34 180927G2_34	1803110-07@5X WI-CV-2RW04-0918 ...	27-Sep-18	19:08:32
35	35 180927G2_35	1803110-09@10X WI-CV-1RW01-0918...	27-Sep-18	19:21:30
36	36 180927G2_36	1803110-11@50X WI-AF-1RW32-0918 ...	27-Sep-18	19:34:27
37	37 180927G2_37	1803110-17@5X WI-CV-3RW10-0918 ...	27-Sep-18	19:47:25
38	38 180927G2_38	B8I0167-MS1@10X LFSM 0.25823	27-Sep-18	20:00:26
39	39 180927G2_39	B8I0167-MSD1@10X LFSMD 0.25914	27-Sep-18	20:13:24
40	40 180927G2_40	B8I0167-MSD1 LFSMD 0.25914	27-Sep-18	20:26:21
41	41 180927G2_41	IPA	27-Sep-18	20:39:18
42	42 180927G2_42	ST180927G2-3 PFC CS1 537 18I2606	27-Sep-18	20:52:18
43	43 180927G2_43	1803109-02@5X WI-CV-1RW07P-0918...	27-Sep-18	21:05:14
44	44 180927G2_44	1803109-04@10X WI-CV-2RW06-0918...	27-Sep-18	21:18:10
45	45 180927G2_45	1803109-06@10X WI-CV-3RW11-0918...	27-Sep-18	21:31:08
46	46 180927G2_46	1803109-07@10X WI-CV-3RW11P-091...	27-Sep-18	21:44:05
47	47 180927G2_47	1803109-07 WI-CV-3RW11P-0918 0.26...	27-Sep-18	21:57:02
48	48 180927G2_48	IPA	27-Sep-18	22:09:57
49	49 180927G2_49	1803109-09@10X WI-CV-1RW34-0918...	27-Sep-18	22:22:57
50	50 180927G2_50	B8I0193-BS1 LFB 0.25	27-Sep-18	22:35:50
51	51 180927G2_51	B8I0193-MS1 LFSM 0.26031	27-Sep-18	22:48:48
52	52 180927G2_52	B8I0193-MSD1 LFSMD 0.25838	27-Sep-18	23:02:23
53	53 180927G2_53	B8I0193-BLK1 LRB 0.25	27-Sep-18	23:15:15
54	54 180927G2_54	IPA	27-Sep-18	23:28:12
55	55 180927G2_55	ST180927G2-4 PFC CS-2 537 18I2603	27-Sep-18	23:41:12
56	56 180927G2_56	1803143-01 CBD-1RW41-0918 0.25934	27-Sep-18	23:54:08
57	57 180927G2_57	1803143-02 CBD-1FB41-0918 0.26045	28-Sep-18	00:07:04
58	58 180927G2_58	1803143-03 CBD-1RW42-0918 0.26311	28-Sep-18	00:20:01
59	59 180927G2_59	1803143-04 CBD-1FB42-0918 0.26201	28-Sep-18	00:32:59
60	60 180927G2_60	1803148-01 WT1809240915KE 0.26301	28-Sep-18	00:45:56
61	61 180927G2_61	1803148-02 WT1809240925KE 0.24776	28-Sep-18	00:58:54
62	62 180927G2_62	1803148-03 WT1809240935KE 0.25887	28-Sep-18	01:11:52
63	63 180927G2_63	1803148-04 WT1809240945KE 0.26511	28-Sep-18	01:24:52
64	64 180927G2_64	1803148-05 WT1809240955KE 0.26198	28-Sep-18	01:37:50
65	65 180927G2_65	1803148-06 WT1809241005KE 0.26074	28-Sep-18	01:50:48
66	66 180927G2_66	QC 18H1311 V4	28-Sep-18	02:03:45
67	67 180927G2_67	QC 18H1312 V4	28-Sep-18	02:16:42
68	68 180927G2_68	QC 18H1312 V6	28-Sep-18	02:29:40

Dataset: Untitled

Last Altered: Friday, September 28, 2018 10:11:33 Pacific Daylight Time  
Printed: Friday, September 28, 2018 10:11:46 Pacific Daylight Time

Compound name: PFBS

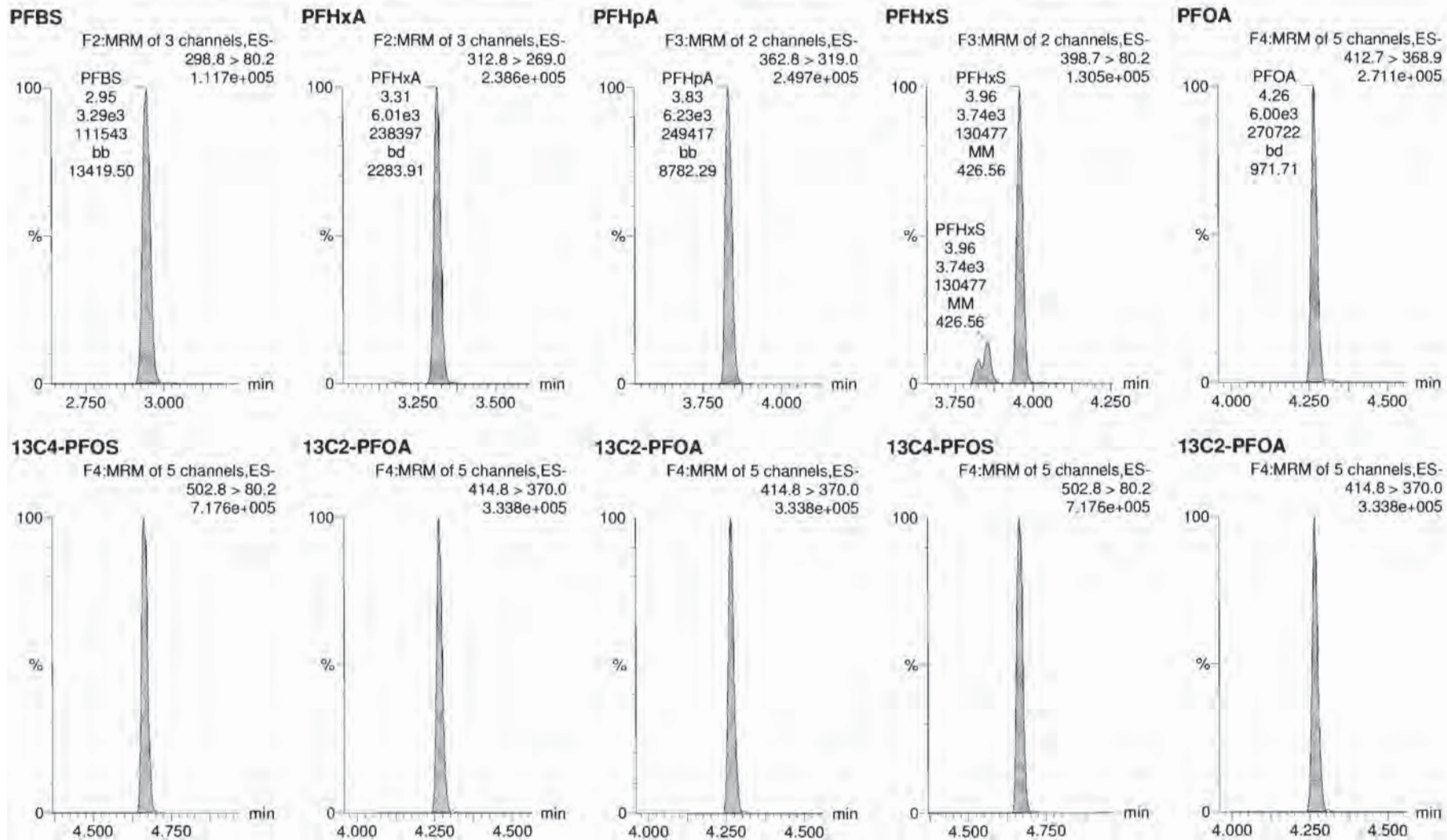
#	Name	ID	Acq.Date	Acq.Time
69	69 180927G2_69	IPA	28-Sep-18	02:42:38
70	70 180927G2_70	ST180927G2-5 PFC CS0 537 18I2605	28-Sep-18	02:55:35

Dataset: X:\G1.PRO\Results\2018\180927G2\180927G2-42.qld

Last Altered: Friday, September 28, 2018 10:01:41 Pacific Daylight Time  
Printed: Friday, September 28, 2018 10:02:24 Pacific Daylight Time

Method: X:\G1.PRO\MethDB\PFAS\_DW\_L14\_0926.mdb 26 Sep 2018 11:45:45  
Calibration: X:\G1.PRO\CurveDB\C18\_537\_Q1\_09-26-18\_L14.cdb 26 Sep 2018 16:49:19

Name: 180927G2\_42, Date: 27-Sep-2018, Time: 20:52:18, ID: ST180927G2-3 PFC CS1 537 18I2606, Description: PFC CS1 537 18I2606

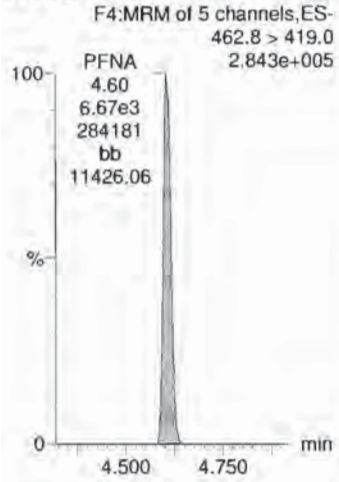


Dataset: X:\G1.PRO\Results\2018\180927G2\180927G2-42.qld


Last Altered: Friday, September 28, 2018 10:01:41 Pacific Daylight Time  
Printed: Friday, September 28, 2018 10:02:24 Pacific Daylight Time

Name: 180927G2\_42, Date: 27-Sep-2018, Time: 20:52:18, ID: ST180927G2-3 PFC CS1 537 18I2606, Description: PFC CS1 537 18I2606

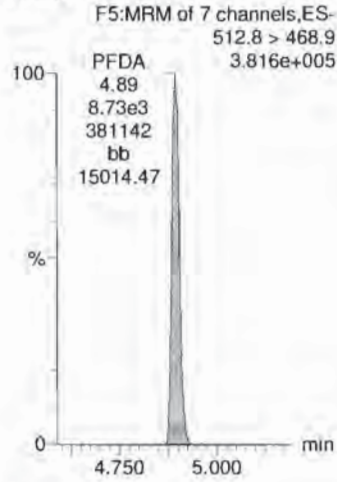
**PFNA**




**PFOS**



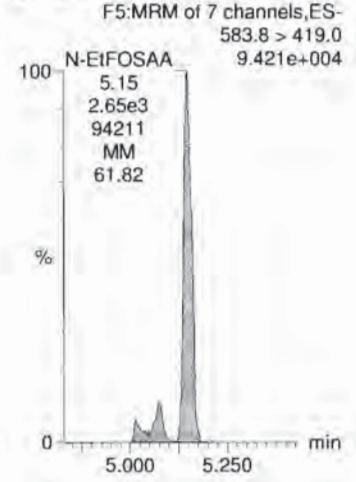
**PFDA**




**N-MeFOSAA**




**N-EtFOSAA**




**13C2-PFOA**




**13C4-PFOS**




**13C2-PFOA**



**d3-N-MeFOSAA**



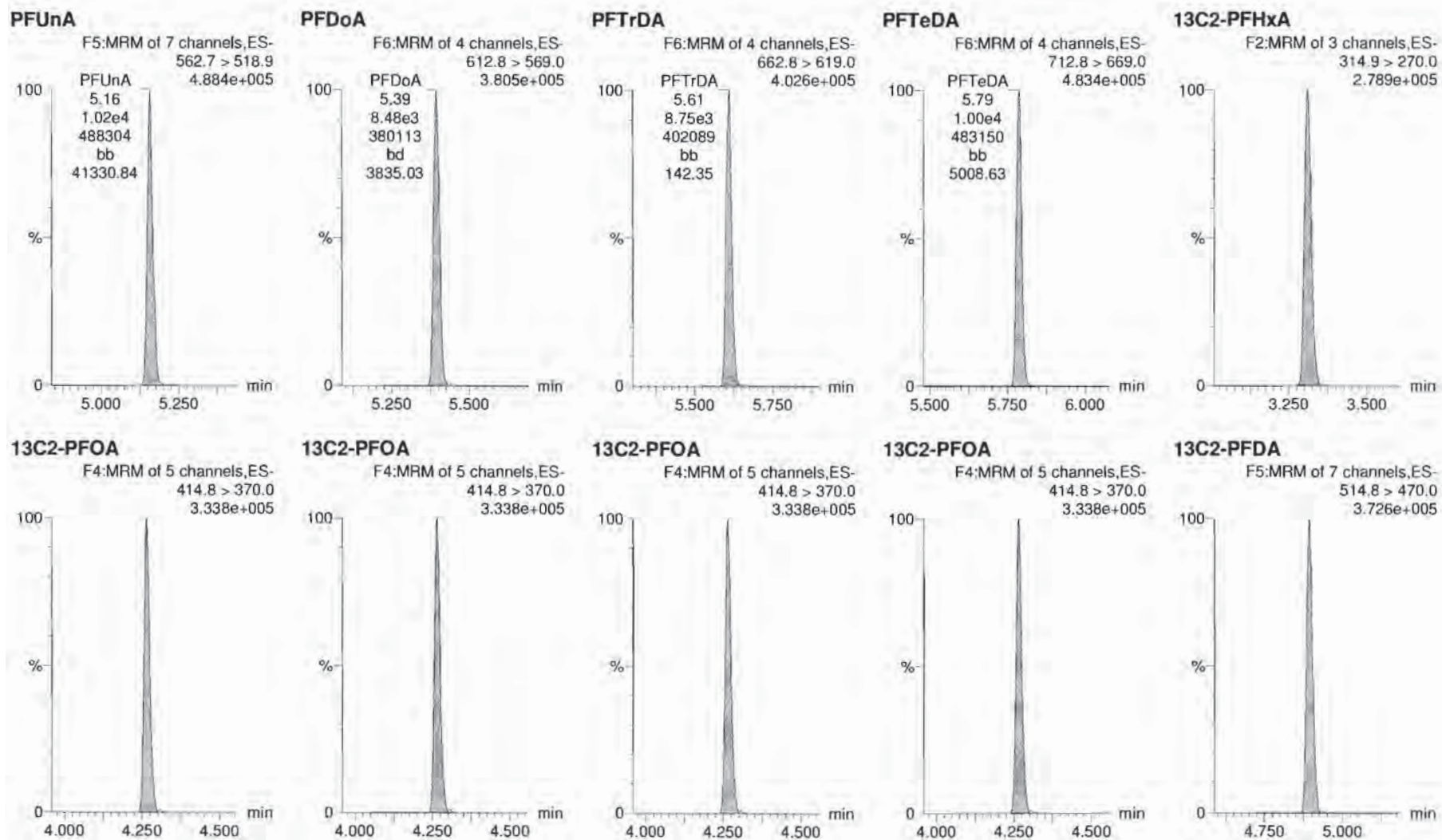
**d3-N-MeFOSAA**



Dataset: X:\G1.PRO\Results\2018\180927G2\180927G2-42.qld

Last Altered: Friday, September 28, 2018 10:01:41 Pacific Daylight Time  
Printed: Friday, September 28, 2018 10:02:24 Pacific Daylight Time

Name: 180927G2\_42, Date: 27-Sep-2018, Time: 20:52:18, ID: ST180927G2-3 PFC CS1 537 18I2606, Description: PFC CS1 537 18I2606




Dataset: X:\G1.PRO\Results\2018\180927G2\180927G2-42.qld

Last Altered: Friday, September 28, 2018 10:01:41 Pacific Daylight Time

Printed: Friday, September 28, 2018 10:02:24 Pacific Daylight Time

Name: 180927G2\_42, Date: 27-Sep-2018, Time: 20:52:18, ID: ST180927G2-3 PFC CS1 537 18I2606, Description: PFC CS1 537 18I2606

**d5-N-EtFOSAA**





Dataset: X:\G1.PRO\Results\2018\180927G2\180927G2-55.qld

Last Altered: Friday, September 28, 2018 10:04:11 Pacific Daylight Time

Printed: Friday, September 28, 2018 10:04:35 Pacific Daylight Time

Method: X:\G1.PRO\MethDB\PFAS\_DW\_L14\_0926.mdb 26 Sep 2018 11:45:45

Calibration: X:\G1.PRO\CurveDB\C18\_537\_Q1\_09-26-18\_L14.cdb 26 Sep 2018 16:49:19

Name: 180927G2\_55, Date: 27-Sep-2018, Time: 23:41:12, ID: ST180927G2-4 PFC CS-2 537 18I2603, Description: PFC CS-2 537 18I2603

	# Name	Trace	Area	IS Area	Wt./Vol.	RRF	Pred.RT	RT	y Axis Resp.	Conc.	%Rec
1	1 PFBS	298.8 > 80.2	3.35e2	1.63e4	1.00		2.96	2.95	0.592	0.854	96.2
2	2 PFHxA	312.8 > 269.0	6.69e2	6.86e3	1.00		3.34	3.31	0.975	1.01	101.2
3	3 PFHpA	362.8 > 319.0	6.47e2	6.86e3	1.00		3.85	3.83	0.943	1.04	103.8
4	4 PFHxS	398.7 > 80.2	3.80e2	1.63e4	1.00		3.96	3.96	0.670	0.915	100.3
5	5 PFOA	412.7 > 368.9	6.66e2	6.86e3	1.00		4.27	4.27	0.971	1.18	118.1
6	6 PFNA	462.8 > 419.0	6.61e2	6.86e3	1.00		4.61	4.60	0.963	0.971	97.1
7	7 PFOS	498.7 > 80.2	1.38e2	1.63e4	1.00		4.66	4.66	0.244	0.816	87.9
8	8 PFDA	512.8 > 468.9	9.54e2	6.86e3	1.00		4.92	4.89	1.39	1.16	115.8
9	9 N-MeFOSAA	569.8 > 419.0	2.64e2	1.81e4	1.00		5.02	5.03	0.582	0.753	75.3
10	10 N-EiFOSAA	583.8 > 419.0	2.02e2	1.81e4	1.00		5.15	5.15	0.445	0.704	70.4
11	11 PFUnA	562.7 > 518.9	9.66e2	6.86e3	1.00		5.18	5.17	1.41	1.07	107.1
12	12 PFDoA	612.8 > 569.0	7.63e2	6.86e3	1.00		5.42	5.40	1.11	1.08	108.1
13	13 PFTrDA	662.8 > 619.0	9.03e2	6.86e3	1.00		5.61	5.61	1.32	1.15	115.3
14	14 PFTeDA	712.8 > 669.0	1.02e3	6.86e3	1.00		5.80	5.78	1.49	1.02	101.8
15	15 13C2-PFHxA	314.9 > 270.0	6.86e3	6.86e3	1.00	1.045	3.42	3.31	10.0	9.58	95.8
16	16 13C2-PFDA	514.8 > 470.0	8.71e3	6.86e3	1.00	1.168	4.87	4.89	12.7	10.9	108.7
17	17 d5-N-EiFOSAA	588.8 > 419.0	1.62e4	1.81e4	1.00	0.909	5.02	5.14	35.7	39.3	98.1
18	18 13C2-PFOA	414.8 > 370.0	6.86e3	6.86e3	1.00	1.000	4.31	4.27	10.0	10.0	100.0
19	19 13C4-PFOS	502.8 > 80.2	1.63e4	1.63e4	1.00	1.000	4.72	4.66	28.7	28.7	100.0
20	20 d3-N-MeFOSAA	572.7 > 419.0	1.81e4	1.81e4	1.00	1.000	5.08	5.02	40.0	40.0	100.0

*✓ VAF 9/28/18*

*CGH  
9/28/18*

Dataset: Untitled

Last Altered: Friday, September 28, 2018 10:11:33 Pacific Daylight Time  
 Printed: Friday, September 28, 2018 10:11:46 Pacific Daylight Time

Method: X:\G1.PRO\MethDB\PFAS\_DW\_L14\_0926.mdb 26 Sep 2018 11:45:45  
 Calibration: X:\G1.PRO\CurveDB\C18\_537\_Q1\_09-26-18\_L14.cdb 26 Sep 2018 16:49:19

Compound name: PFBS

#	Name	ID	Acq.Date	Acq.Time
1	1 180927G2_1	IPA	27-Sep-18	11:47:26
2	2 180927G2_2	ST180927G2-1 PFC CS-2 537 18I2603	27-Sep-18	11:59:30
3	3 180927G2_3	B8I0167-BS1 LFB 0.25	27-Sep-18	12:18:30
4	4 180927G2_4	B8I0167-MS1 LFSM 0.25823	27-Sep-18	12:30:30
5	5 180927G2_5	B8I0167-MSD1 LFSMD 0.25914	27-Sep-18	12:43:32
6	6 180927G2_6	B8I0167-BLK1 LRB 0.25	27-Sep-18	12:56:30
7	7 180927G2_7	1803084-01 9-31 Ryan (Turner) 0.25667	27-Sep-18	13:09:27
8	8 180927G2_8	1803109-01 WI-CV-1RW07-0918 0.256	27-Sep-18	13:22:25
9	9 180927G2_9	1803109-02 WI-CV-1RW07P-0918 0.25...	27-Sep-18	13:35:22
10	10 180927G2_10	1803109-03 WI-CV-1FB07-0918 0.25982	27-Sep-18	13:48:20
11	11 180927G2_11	1803109-04 WI-CV-2RW06-0918 0.254...	27-Sep-18	14:01:18
12	12 180927G2_12	1803109-05 WI-CV-2FB06-0918 0.25822	27-Sep-18	14:14:18
13	13 180927G2_13	1803109-06 WI-CV-3RW11-0918 0.254...	27-Sep-18	14:27:16
14	14 180927G2_14	1803109-07 WI-CV-3RW11P-0918 0.26...	27-Sep-18	14:44:16
15	15 180927G2_15	1803109-08 WI-CV-3FB11-0918 0.26091	27-Sep-18	14:56:17
16	16 180927G2_16	1803109-09 WI-CV-1RW34-0918 0.264...	27-Sep-18	15:09:14
17	17 180927G2_17	1803109-10 WI-CV-1FB34-0918 0.2619	27-Sep-18	15:23:49
18	18 180927G2_18	1803109-11 WI-CV-1RW22-0918 0.253...	27-Sep-18	15:35:53
19	19 180927G2_19	1803109-12 WI-CV-1FB22-0918 0.26445	27-Sep-18	15:48:56
20	20 180927G2_20	1803109-13 WI-AF-1RW40-0918 0.254...	27-Sep-18	16:01:57
21	21 180927G2_21	1803109-14 WI-AF-1FB40-0918 0.26378	27-Sep-18	16:14:55
22	22 180927G2_22	1803109-15 WI-CV-1RW25-0918 0.258...	27-Sep-18	16:27:51
23	23 180927G2_23	IPA	27-Sep-18	16:40:49
24	24 180927G2_24	ST180927G2-2 PFC CS0 537 18I2605	27-Sep-18	16:53:49
25	25 180927G2_25	1803109-16 WI-CV-1FB25-0918 0.26016	27-Sep-18	17:06:55
26	26 180927G2_26	1803109-17 WI-CV-1RW26-0918 0.253...	27-Sep-18	17:19:50
27	27 180927G2_27	1803109-18 WI-CV-1FB26-0918 0.25726	27-Sep-18	17:32:46
28	28 180927G2_28	B8I0161-BS1 LFB 0.25	27-Sep-18	17:45:44
29	29 180927G2_29	B8I0161-BSD1 LFBD 0.25	27-Sep-18	17:58:49
30	30 180927G2_30	B8I0161-BLK1 LRB 0.25	27-Sep-18	18:11:43
31	31 180927G2_31	1802854-01RE1 WT1808301400JTM 0...	27-Sep-18	18:30:33
32	32 180927G2_32	1802858-01RE1 WT1808301425JTM 0...	27-Sep-18	18:42:34

Dataset: Untitled

Last Altered: Friday, September 28, 2018 10:11:33 Pacific Daylight Time  
 Printed: Friday, September 28, 2018 10:11:46 Pacific Daylight Time

Compound name: PFBS

#	Name	ID	Acq.Date	Acq.Time
33	33 180927G2_33	B8H0169-BS1 LFB 0.25	27-Sep-18	18:55:34
34	34 180927G2_34	1803110-07@5X WI-CV-2RW04-0918 ...	27-Sep-18	19:08:32
35	35 180927G2_35	1803110-09@10X WI-CV-1RW01-0918...	27-Sep-18	19:21:30
36	36 180927G2_36	1803110-11@50X WI-AF-1RW32-0918 ...	27-Sep-18	19:34:27
37	37 180927G2_37	1803110-17@5X WI-CV-3RW10-0918 ...	27-Sep-18	19:47:25
38	38 180927G2_38	B8I0167-MS1@10X LFSM 0.25823	27-Sep-18	20:00:26
39	39 180927G2_39	B8I0167-MSD1@10X LFSMD 0.25914	27-Sep-18	20:13:24
40	40 180927G2_40	B8I0167-MSD1 LFSMD 0.25914	27-Sep-18	20:26:21
41	41 180927G2_41	IPA	27-Sep-18	20:39:18
42	42 180927G2_42	ST180927G2-3 PFC CS1 537 18I2606	27-Sep-18	20:52:18
43	43 180927G2_43	1803109-02@5X WI-CV-1RW07P-0918...	27-Sep-18	21:05:14
44	44 180927G2_44	1803109-04@10X WI-CV-2RW06-0918...	27-Sep-18	21:18:10
45	45 180927G2_45	1803109-06@10X WI-CV-3RW11-0918...	27-Sep-18	21:31:08
46	46 180927G2_46	1803109-07@10X WI-CV-3RW11P-091...	27-Sep-18	21:44:05
47	47 180927G2_47	1803109-07 WI-CV-3RW11P-0918 0.26...	27-Sep-18	21:57:02
48	48 180927G2_48	IPA	27-Sep-18	22:09:57
49	49 180927G2_49	1803109-09@10X WI-CV-1RW34-0918...	27-Sep-18	22:22:57
50	50 180927G2_50	B8I0193-BS1 LFB 0.25	27-Sep-18	22:35:50
51	51 180927G2_51	B8I0193-MS1 LFSM 0.26031	27-Sep-18	22:48:48
52	52 180927G2_52	B8I0193-MSD1 LFSMD 0.25838	27-Sep-18	23:02:23
53	53 180927G2_53	B8I0193-BLK1 LRB 0.25	27-Sep-18	23:15:15
54	54 180927G2_54	IPA	27-Sep-18	23:28:12
55	55 180927G2_55	ST180927G2-4 PFC CS-2 537 18I2603	27-Sep-18	23:41:12
56	56 180927G2_56	1803143-01 CBD-1RW41-0918 0.25934	27-Sep-18	23:54:08
57	57 180927G2_57	1803143-02 CBD-1FB41-0918 0.26045	28-Sep-18	00:07:04
58	58 180927G2_58	1803143-03 CBD-1RW42-0918 0.26311	28-Sep-18	00:20:01
59	59 180927G2_59	1803143-04 CBD-1FB42-0918 0.26201	28-Sep-18	00:32:59
60	60 180927G2_60	1803148-01 WT1809240915KE 0.26301	28-Sep-18	00:45:56
61	61 180927G2_61	1803148-02 WT1809240925KE 0.24776	28-Sep-18	00:58:54
62	62 180927G2_62	1803148-03 WT1809240935KE 0.25887	28-Sep-18	01:11:52
63	63 180927G2_63	1803148-04 WT1809240945KE 0.26511	28-Sep-18	01:24:52
64	64 180927G2_64	1803148-05 WT1809240955KE 0.26198	28-Sep-18	01:37:50
65	65 180927G2_65	1803148-06 WT1809241005KE 0.26074	28-Sep-18	01:50:48
66	66 180927G2_66	QC 18H1311 V4	28-Sep-18	02:03:45
67	67 180927G2_67	QC 18H1312 V4	28-Sep-18	02:16:42
68	68 180927G2_68	QC 18H1312 V6	28-Sep-18	02:29:40

Dataset: Untitled

Last Altered: Friday, September 28, 2018 10:11:33 Pacific Daylight Time

Printed: Friday, September 28, 2018 10:11:46 Pacific Daylight Time

Compound name: PFBS

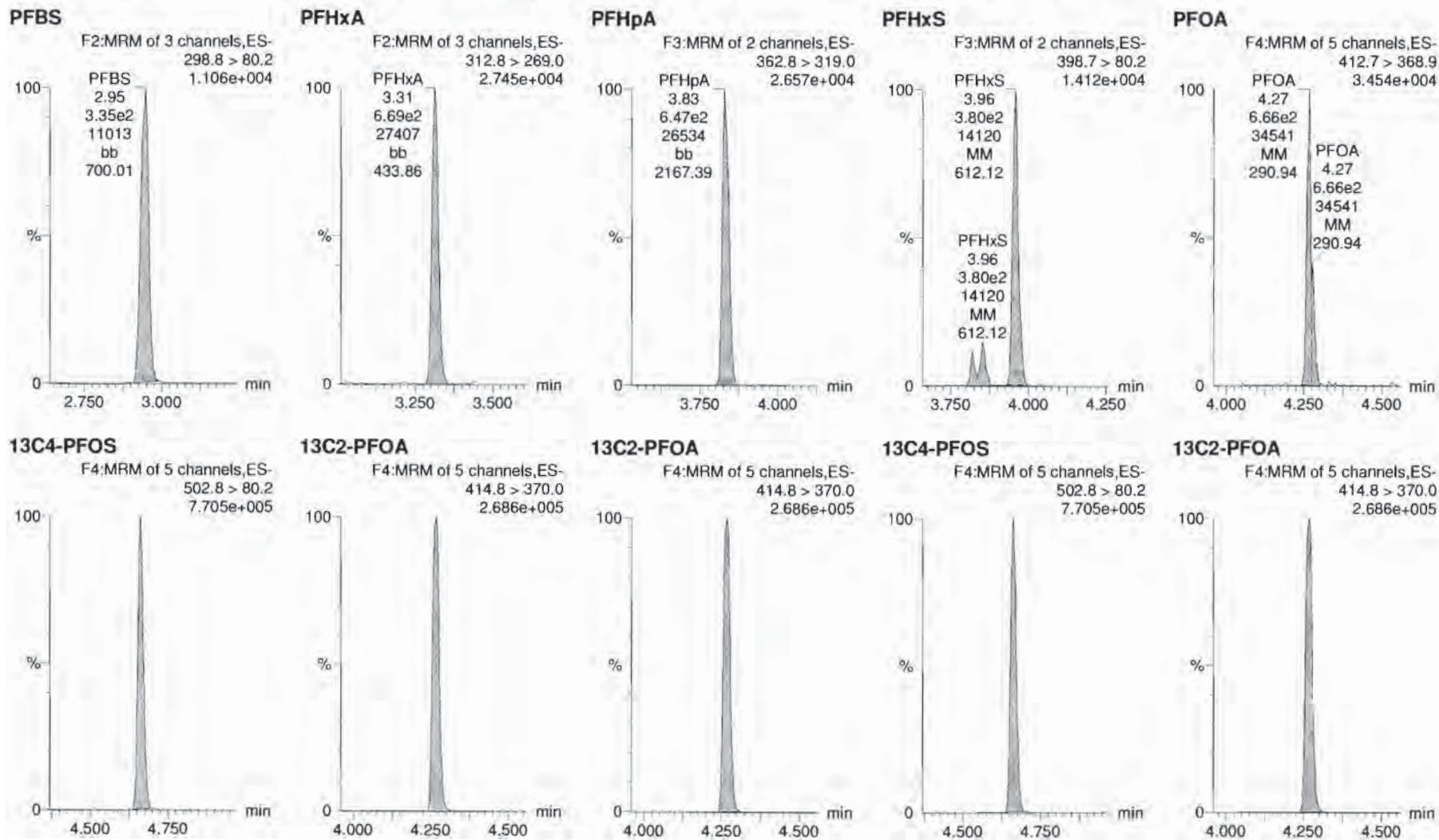
#	Name	ID	Acq.Date	Acq.Time
69	69 180927G2_69	IPA	28-Sep-18	02:42:38
70	70 180927G2_70	ST180927G2-5 PFC CS0 537 18I2605	28-Sep-18	02:55:35

Dataset: X:\G1.PRO\Results\2018\180927G2\180927G2-55.qld

Last Altered: Friday, September 28, 2018 10:04:11 Pacific Daylight Time  
Printed: Friday, September 28, 2018 10:04:35 Pacific Daylight Time

Method: X:\G1.PRO\MethDB\PFAS\_DW\_L14\_0926.mdb 26 Sep 2018 11:45:45  
Calibration: X:\G1.PRO\CurveDB\C18\_537\_Q1\_09-26-18\_L14.cdb 26 Sep 2018 16:49:19

Name: 180927G2\_55, Date: 27-Sep-2018, Time: 23:41:12, ID: ST180927G2-4 PFC CS-2 537 18I2603, Description: PFC CS-2 537 18I2603

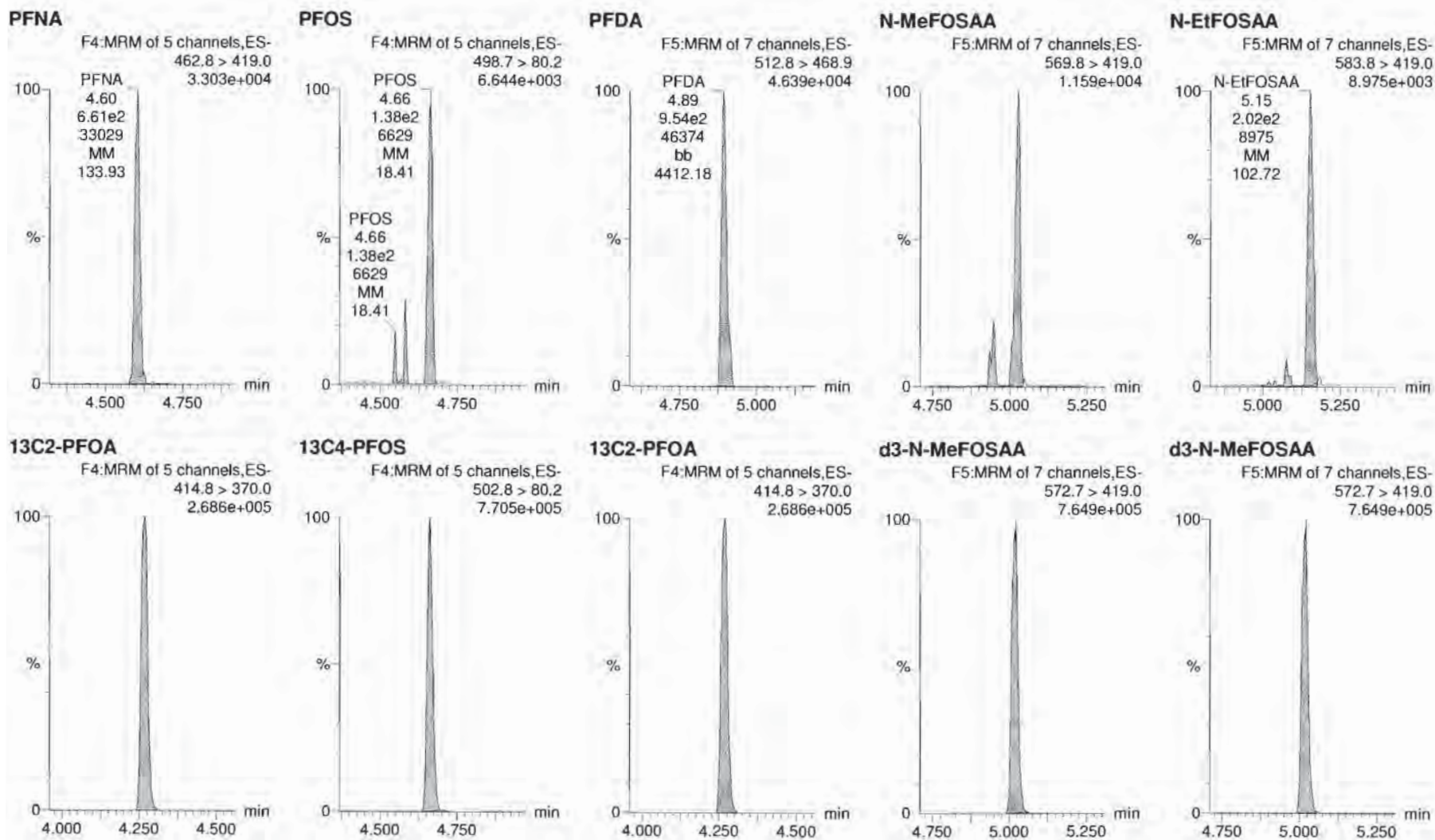


Dataset: X:\G1.PRO\Results\2018\180927G2\180927G2-55.qld

Last Altered: Friday, September 28, 2018 10:04:11 Pacific Daylight Time

Printed: Friday, September 28, 2018 10:04:35 Pacific Daylight Time

Name: 180927G2\_55, Date: 27-Sep-2018, Time: 23:41:12, ID: ST180927G2-4 PFC CS-2 537 1812603, Description: PFC CS-2 537 1812603

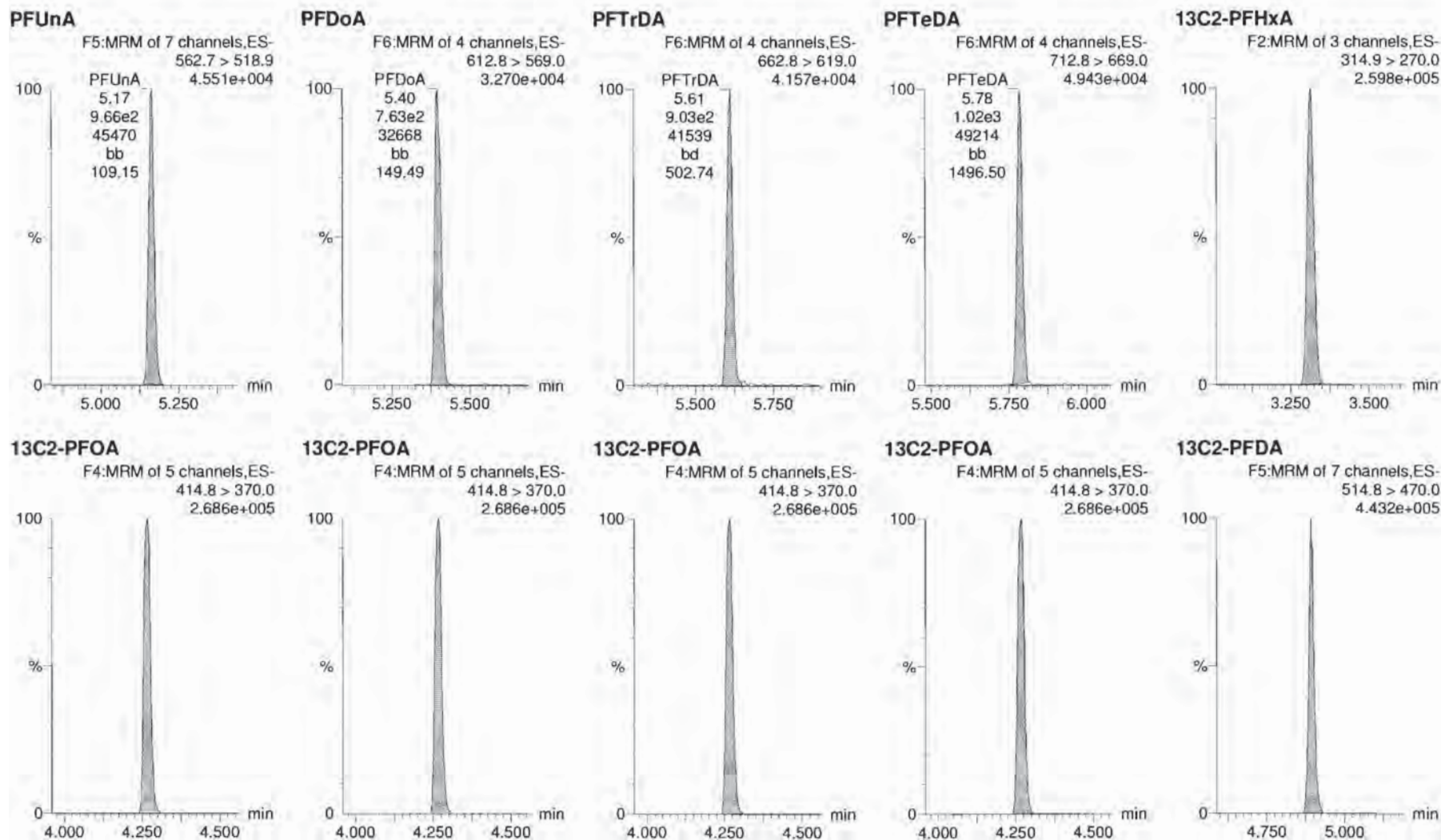


Dataset: X:\G1.PRO\Results\2018\180927G2\180927G2-55.qld

Last Altered: Friday, September 28, 2018 10:04:11 Pacific Daylight Time

Printed: Friday, September 28, 2018 10:04:35 Pacific Daylight Time

Name: 180927G2\_55, Date: 27-Sep-2018, Time: 23:41:12, ID: ST180927G2-4 PFC CS-2 537 18I2603, Description: PFC CS-2 537 18I2603



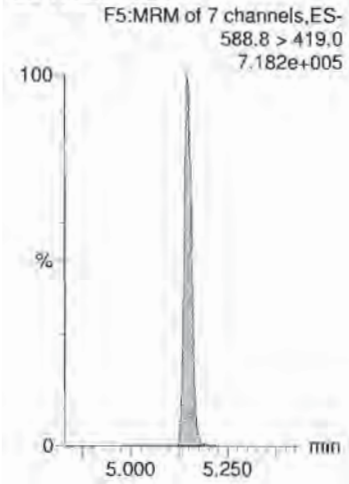
Dataset: X:\G1.PRO\Results\2018\180927G2\180927G2-55.qld

Last Altered: Friday, September 28, 2018 10:04:11 Pacific Daylight Time

Printed: Friday, September 28, 2018 10:04:35 Pacific Daylight Time

Name: 180927G2\_55, Date: 27-Sep-2018, Time: 23:41:12, ID: ST180927G2-4 PFC CS-2 537 18I2603, Description: PFC CS-2 537 18I2603

**d5-N-EtFOSAA**





Dataset: X:\G1.PRO\Results\2018\180927G2\180927G2-70.qld

Last Altered: Friday, September 28, 2018 10:06:35 Pacific Daylight Time

Printed: Friday, September 28, 2018 10:08:02 Pacific Daylight Time

Method: X:\G1.PRO\MethDB\PFAS\_DW\_L14\_0926.mdb 26 Sep 2018 11:45:45

Calibration: X:\G1.PRO\CurveDB\C18\_537\_Q1\_09-26-18\_L14.cdb 26 Sep 2018 16:49:19

Name: 180927G2\_70, Date: 28-Sep-2018, Time: 02:55:35, ID: ST180927G2-5 PFC CS0 537 18I2605, Description: PFC CS0 537 18I2605

#	Name	Trace	Area	IS Area	WL/Vol.	RRF	Pred.RT	RT	y Axis Resp.	Conc.	%Rec
1	1 PFBS	298.8 > 80.2	1.66e3	1.72e4	1.00		2.97	2.95	2.78	4.01	90.3
2	2 PFHxA	312.8 > 269.0	3.11e3	7.37e3	1.00		3.34	3.32	4.23	4.39	87.8
3	3 PFHpA	362.8 > 319.0	3.40e3	7.37e3	1.00		3.85	3.83	4.62	5.08	101.6
4	4 PFHxS	398.7 > 80.2	1.93e3	1.72e4	1.00		3.97	3.96	3.23	4.41	96.7
5	5 PFOA	412.7 > 368.9	3.03e3	7.37e3	1.00		4.27	4.27	4.12	5.01	100.2
6	6 PFNA	462.8 > 419.0	3.54e3	7.37e3	1.00		4.61	4.62	4.80	4.84	96.7
7	7 PFOS	498.7 > 80.2	8.63e2	1.72e4	1.00		4.67	4.67	1.44	4.69	101.0
8	8 PFDA	512.8 > 468.9	4.47e3	7.37e3	1.00		4.92	4.90	6.07	5.05	101.0
9	9 N-MeFOSAA	569.8 > 419.0	1.64e3	1.77e4	1.00		5.01	5.01	3.71	4.80	96.1
10	10 N-EiFOSAA	583.8 > 419.0	1.28e3	1.77e4	1.00		5.14	5.14	2.89	4.60	91.9
11	11 PFUnA	562.7 > 518.9	5.30e3	7.37e3	1.00		5.18	5.15	7.20	5.47	109.4
12	12 PFDoA	612.8 > 569.0	4.53e3	7.37e3	1.00		5.41	5.39	6.15	5.98	119.6
13	13 PFTrDA	662.8 > 619.0	4.35e3	7.37e3	1.00		5.61	5.60	5.90	5.16	103.3
14	14 PFTeDA	712.8 > 669.0	4.85e3	7.37e3	1.00		5.79	5.78	6.58	4.49	89.9
15	15 13C2-PFHxA	314.9 > 270.0	6.82e3	7.37e3	1.00	1.045	3.42	3.31	9.26	8.87	88.7
16	16 13C2-PFDA	514.8 > 470.0	9.06e3	7.37e3	1.00	1.168	4.86	4.89	12.3	10.5	105.3
17	17 d5-N-EiFOSAA	588.8 > 419.0	1.40e4	1.77e4	1.00	0.909	5.01	5.14	31.7	34.9	87.2
18	18 13C2-PFOA	414.8 > 370.0	7.37e3	7.37e3	1.00	1.000	4.31	4.27	10.0	10.0	100.0
19	19 13C4-PFOS	502.8 > 80.2	1.72e4	1.72e4	1.00	1.000	4.72	4.67	28.7	28.7	100.0
20	20 d3-N-MeFOSAA	572.7 > 419.0	1.77e4	1.77e4	1.00	1.000	5.08	5.01	40.0	40.0	100.0

*✓ VBF 9/28/18*

*CAH  
9/28/18*

Dataset: Untitled

Last Altered: Friday, September 28, 2018 10:11:33 Pacific Daylight Time

Printed: Friday, September 28, 2018 10:11:46 Pacific Daylight Time

Method: X:\G1.PRO\MethDB\PFAS\_DW\_L14\_0926.mdb 26 Sep 2018 11:45:45

Calibration: X:\G1.PRO\CurveDB\C18\_537\_Q1\_09-26-18\_L14.cdb 26 Sep 2018 16:49:19

Compound name: PFBS

#	Name	ID	Acq.Date	Acq.Time
1	1 180927G2_1	IPA	27-Sep-18	11:47:26
2	2 180927G2_2	ST180927G2-1 PFC CS-2 537 18I2603	27-Sep-18	11:59:30
3	3 180927G2_3	B8I0167-BS1 LFB 0.25	27-Sep-18	12:18:30
4	4 180927G2_4	B8I0167-MS1 LFSM 0.25823	27-Sep-18	12:30:30
5	5 180927G2_5	B8I0167-MSD1 LFSMD 0.25914	27-Sep-18	12:43:32
6	6 180927G2_6	B8I0167-BLK1 LRB 0.25	27-Sep-18	12:56:30
7	7 180927G2_7	1803084-01 9-31 Ryan (Turner) 0.25667	27-Sep-18	13:09:27
8	8 180927G2_8	1803109-01 WI-CV-1RW07-0918 0.256	27-Sep-18	13:22:25
9	9 180927G2_9	1803109-02 WI-CV-1RW07P-0918 0.25...	27-Sep-18	13:35:22
10	10 180927G2_10	1803109-03 WI-CV-1FB07-0918 0.25982	27-Sep-18	13:48:20
11	11 180927G2_11	1803109-04 WI-CV-2RW06-0918 0.254...	27-Sep-18	14:01:18
12	12 180927G2_12	1803109-05 WI-CV-2FB06-0918 0.25822	27-Sep-18	14:14:18
13	13 180927G2_13	1803109-06 WI-CV-3RW11-0918 0.254...	27-Sep-18	14:27:16
14	14 180927G2_14	1803109-07 WI-CV-3RW11P-0918 0.26...	27-Sep-18	14:44:16
15	15 180927G2_15	1803109-08 WI-CV-3FB11-0918 0.26091	27-Sep-18	14:56:17
16	16 180927G2_16	1803109-09 WI-CV-1RW34-0918 0.264...	27-Sep-18	15:09:14
17	17 180927G2_17	1803109-10 WI-CV-1FB34-0918 0.2619	27-Sep-18	15:23:49
18	18 180927G2_18	1803109-11 WI-CV-1RW22-0918 0.253...	27-Sep-18	15:35:53
19	19 180927G2_19	1803109-12 WI-CV-1FB22-0918 0.26445	27-Sep-18	15:48:56
20	20 180927G2_20	1803109-13 WI-AF-1RW40-0918 0.254...	27-Sep-18	16:01:57
21	21 180927G2_21	1803109-14 WI-AF-1FB40-0918 0.26378	27-Sep-18	16:14:55
22	22 180927G2_22	1803109-15 WI-CV-1RW25-0918 0.258...	27-Sep-18	16:27:51
23	23 180927G2_23	IPA	27-Sep-18	16:40:49
24	24 180927G2_24	ST180927G2-2 PFC CS0 537 18I2605	27-Sep-18	16:53:49
25	25 180927G2_25	1803109-16 WI-CV-1FB25-0918 0.26016	27-Sep-18	17:06:55
26	26 180927G2_26	1803109-17 WI-CV-1RW26-0918 0.253...	27-Sep-18	17:19:50
27	27 180927G2_27	1803109-18 WI-CV-1FB26-0918 0.25726	27-Sep-18	17:32:46
28	28 180927G2_28	B8I0161-BS1 LFB 0.25	27-Sep-18	17:45:44
29	29 180927G2_29	B8I0161-BSD1 LFBD 0.25	27-Sep-18	17:58:49
30	30 180927G2_30	B8I0161-BLK1 LRB 0.25	27-Sep-18	18:11:43
31	31 180927G2_31	1802854-01RE1 WT1808301400JTM 0...	27-Sep-18	18:30:33
32	32 180927G2_32	1802858-01RE1 WT1808301425JTM 0...	27-Sep-18	18:42:34

Dataset: Untitled

Last Altered: Friday, September 28, 2018 10:11:33 Pacific Daylight Time  
 Printed: Friday, September 28, 2018 10:11:46 Pacific Daylight Time

Compound name: PFBS

#	Name	ID	Acq.Date	Acq.Time
33	33 180927G2_33	B8H0169-BS1 LFB 0.25	27-Sep-18	18:55:34
34	34 180927G2_34	1803110-07@5X WI-CV-2RW04-0918 ...	27-Sep-18	19:08:32
35	35 180927G2_35	1803110-09@10X WI-CV-1RW01-0918...	27-Sep-18	19:21:30
36	36 180927G2_36	1803110-11@50X WI-AF-1RW32-0918 ...	27-Sep-18	19:34:27
37	37 180927G2_37	1803110-17@5X WI-CV-3RW10-0918 ...	27-Sep-18	19:47:25
38	38 180927G2_38	B8I0167-MS1@10X LFSM 0.25823	27-Sep-18	20:00:26
39	39 180927G2_39	B8I0167-MSD1@10X LFSMD 0.25914	27-Sep-18	20:13:24
40	40 180927G2_40	B8I0167-MSD1 LFSMD 0.25914	27-Sep-18	20:26:21
41	41 180927G2_41	IPA	27-Sep-18	20:39:18
42	42 180927G2_42	ST180927G2-3 PFC CS1 537 18I2606	27-Sep-18	20:52:18
43	43 180927G2_43	1803109-02@5X WI-CV-1RW07P-0918...	27-Sep-18	21:05:14
44	44 180927G2_44	1803109-04@10X WI-CV-2RW06-0918...	27-Sep-18	21:18:10
45	45 180927G2_45	1803109-06@10X WI-CV-3RW11-0918...	27-Sep-18	21:31:08
46	46 180927G2_46	1803109-07@10X WI-CV-3RW11P-091...	27-Sep-18	21:44:05
47	47 180927G2_47	1803109-07 WI-CV-3RW11P-0918 0.26...	27-Sep-18	21:57:02
48	48 180927G2_48	IPA	27-Sep-18	22:09:57
49	49 180927G2_49	1803109-09@10X WI-CV-1RW34-0918...	27-Sep-18	22:22:57
50	50 180927G2_50	B8I0193-BS1 LFB 0.25	27-Sep-18	22:35:50
51	51 180927G2_51	B8I0193-MS1 LFSM 0.26031	27-Sep-18	22:48:48
52	52 180927G2_52	B8I0193-MSD1 LFSMD 0.25838	27-Sep-18	23:02:23
53	53 180927G2_53	B8I0193-BLK1 LRB 0.25	27-Sep-18	23:15:15
54	54 180927G2_54	IPA	27-Sep-18	23:28:12
55	55 180927G2_55	ST180927G2-4 PFC CS-2 537 18I2603	27-Sep-18	23:41:12
56	56 180927G2_56	1803143-01 CBD-1RW41-0918 0.25934	27-Sep-18	23:54:08
57	57 180927G2_57	1803143-02 CBD-1FB41-0918 0.26045	28-Sep-18	00:07:04
58	58 180927G2_58	1803143-03 CBD-1RW42-0918 0.26311	28-Sep-18	00:20:01
59	59 180927G2_59	1803143-04 CBD-1FB42-0918 0.26201	28-Sep-18	00:32:59
60	60 180927G2_60	1803148-01 WT1809240915KE 0.26301	28-Sep-18	00:45:56
61	61 180927G2_61	1803148-02 WT1809240925KE 0.24776	28-Sep-18	00:58:54
62	62 180927G2_62	1803148-03 WT1809240935KE 0.25887	28-Sep-18	01:11:52
63	63 180927G2_63	1803148-04 WT1809240945KE 0.26511	28-Sep-18	01:24:52
64	64 180927G2_64	1803148-05 WT1809240955KE 0.26198	28-Sep-18	01:37:50
65	65 180927G2_65	1803148-06 WT1809241005KE 0.26074	28-Sep-18	01:50:48
66	66 180927G2_66	QC 18H1311 V4	28-Sep-18	02:03:45
67	67 180927G2_67	QC 18H1312 V4	28-Sep-18	02:16:42
68	68 180927G2_68	QC 18H1312 V6	28-Sep-18	02:29:40

Dataset: Untitled

Last Altered: Friday, September 28, 2018 10:11:33 Pacific Daylight Time

Printed: Friday, September 28, 2018 10:11:46 Pacific Daylight Time

**Compound name: PFBS**

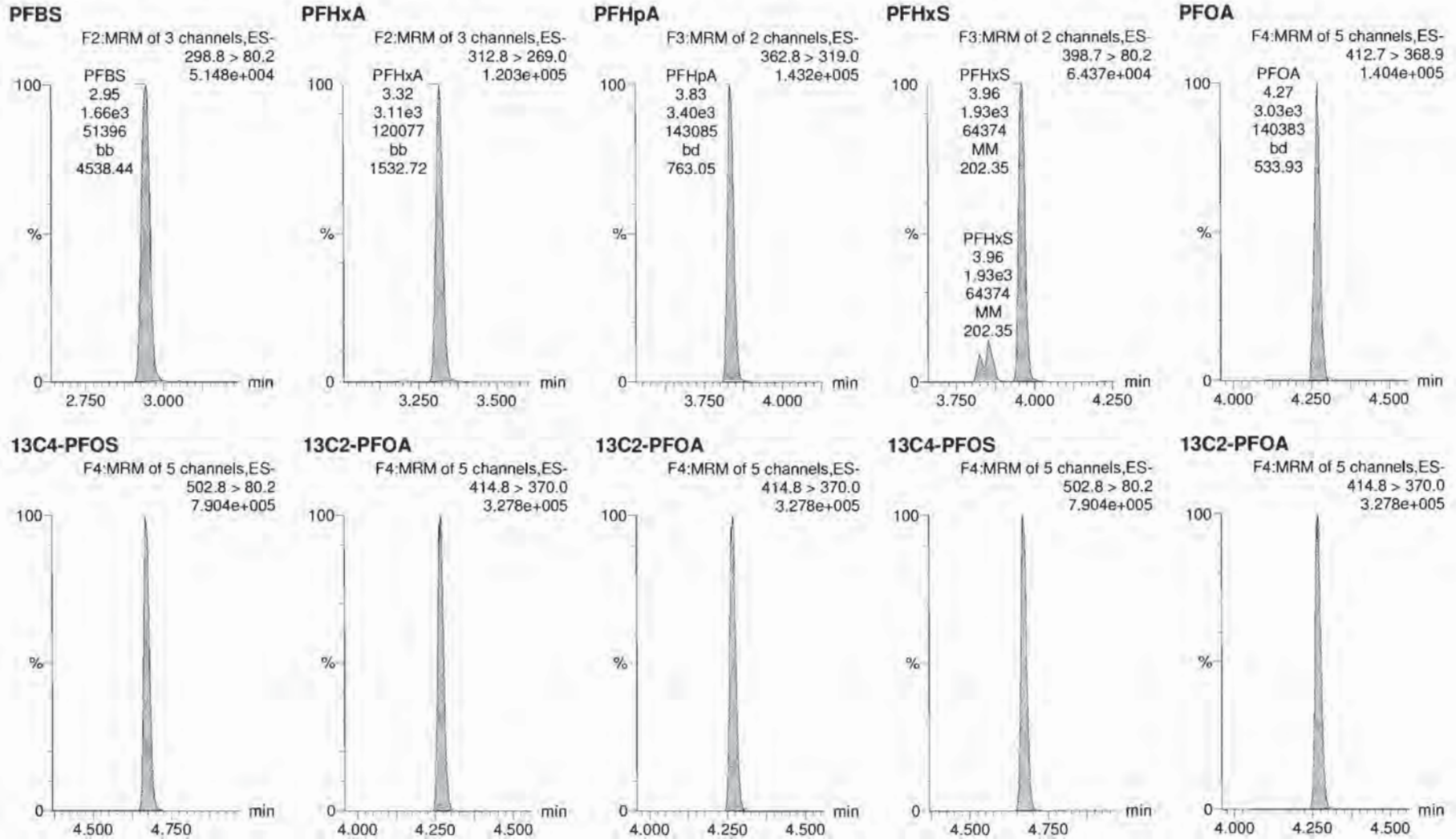
	# Name	ID	Acq.Date	Acq.Time
69	69 180927G2_69	IPA	28-Sep-18	02:42:38
70	70 180927G2_70	ST180927G2-5 PFC CS0 537 18I2605	28-Sep-18	02:55:35

Dataset: X:\G1.PRO\Results\2018\180927G2\180927G2-70.qld

Last Altered: Friday, September 28, 2018 10:06:35 Pacific Daylight Time  
Printed: Friday, September 28, 2018 10:08:02 Pacific Daylight Time

Method: X:\G1.PRO\MethDB\PFAS\_DW\_L14\_0926.mdb 26 Sep 2018 11:45:45  
Calibration: X:\G1.PRO\CurveDB\C18\_537\_Q1\_09-26-18\_L14.cdb 26 Sep 2018 16:49:19

Name: 180927G2\_70, Date: 28-Sep-2018, Time: 02:55:35, ID: ST180927G2-5 PFC CS0 537 18I2605, Description: PFC CS0 537 18I2605

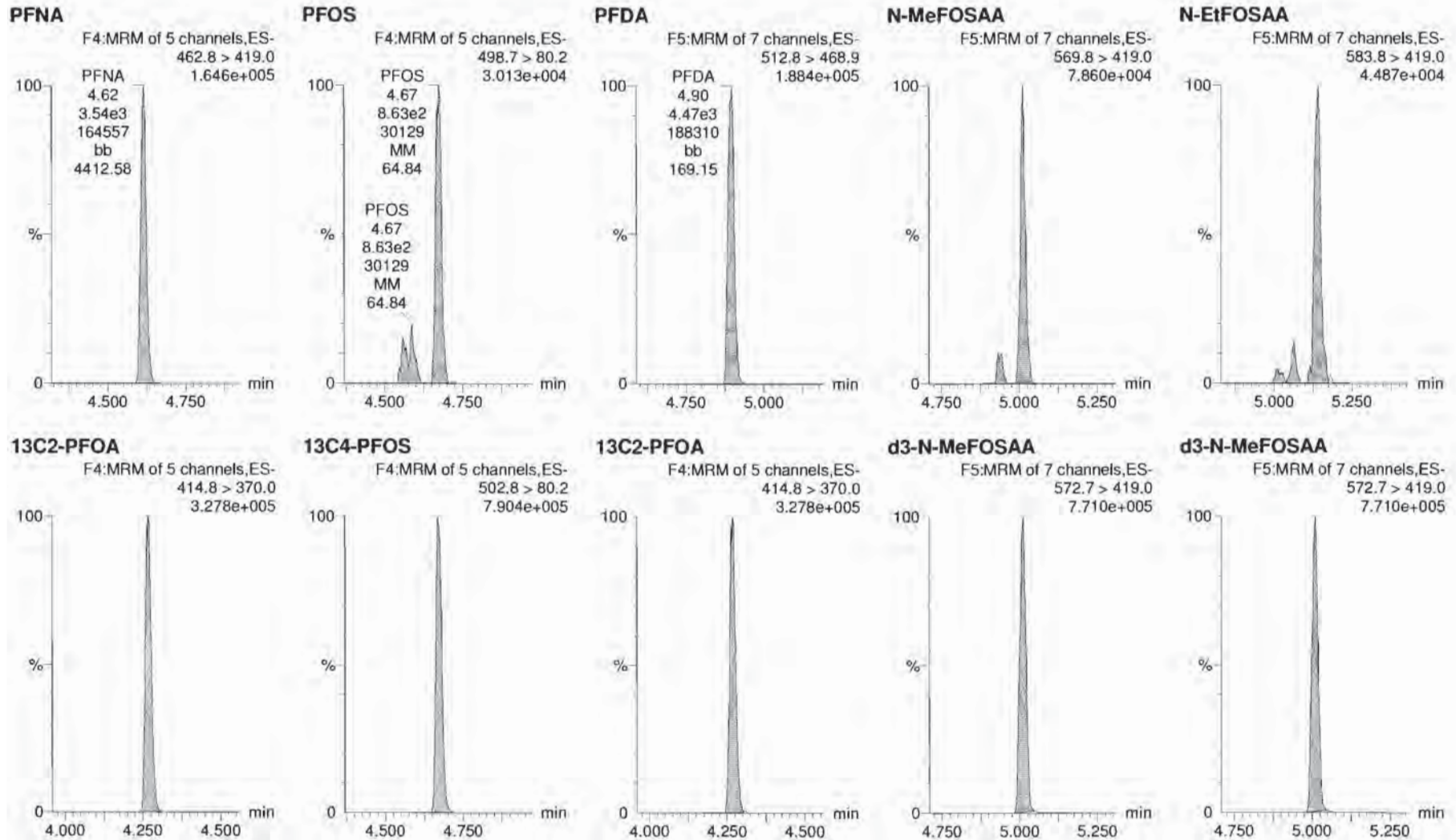


Dataset: X:\G1.PRO\Results\2018\180927G2\180927G2-70.qld

Last Altered: Friday, September 28, 2018 10:06:35 Pacific Daylight Time

Printed: Friday, September 28, 2018 10:08:02 Pacific Daylight Time

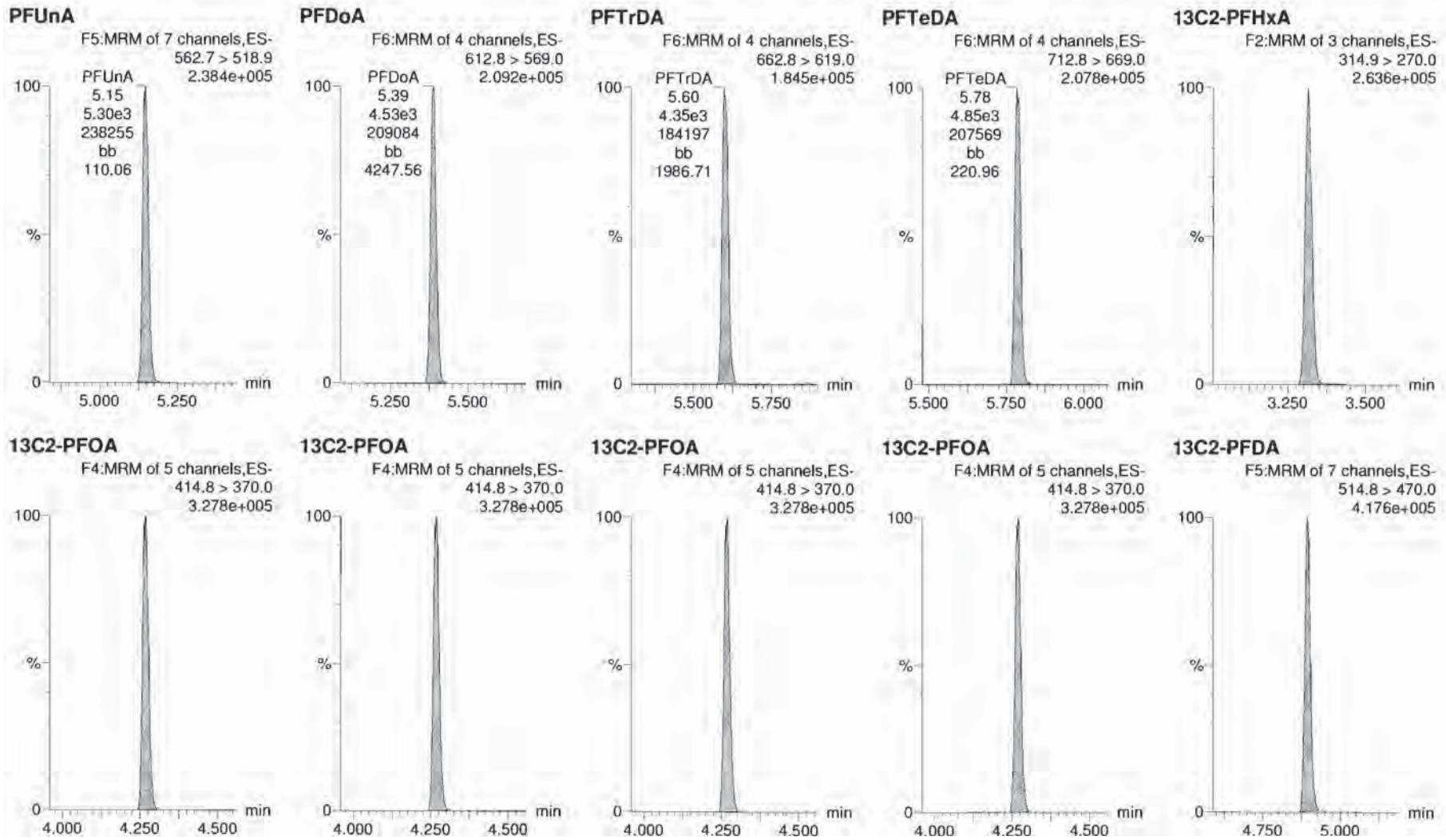
Name: 180927G2\_70, Date: 28-Sep-2018, Time: 02:55:35, ID: ST180927G2-5 PFC CS0 537 18I2605, Description: PFC CS0 537 18I2605



Dataset: X:\G1.PRO\Results\2018\180927G2\180927G2-70.qld

Last Altered: Friday, September 28, 2018 10:06:35 Pacific Daylight Time  
Printed: Friday, September 28, 2018 10:08:02 Pacific Daylight Time

Name: 180927G2\_70, Date: 28-Sep-2018, Time: 02:55:35, ID: ST180927G2-5 PFC CS0 537 18I2605, Description: PFC CS0 537 18I2605




Dataset: X:\G1.PRO\Results\2018\180927G2\180927G2-70.qld

Last Altered: Friday, September 28, 2018 10:06:35 Pacific Daylight Time

Printed: Friday, September 28, 2018 10:08:02 Pacific Daylight Time

Name: 180927G2\_70, Date: 28-Sep-2018, Time: 02:55:35, ID: ST180927G2-5 PFC CS0 537 18I2605, Description: PFC CS0 537 18I2605

**d5-N-EtFOSAA**





**INITIAL CALIBRATION (ICAL)**  
**INCLUDING ASSOCIATED**  
**INITIAL CALIBRATION VERIFICATION (ICV) AND INSTRUMENT BLANK (IB)**

Dataset: X:\G1.PRO\Results\2018\180926G2\180926G2-CRV.qld  
 Last Altered: Wednesday, September 26, 2018 16:49:19 Pacific Daylight Time  
 Printed: Wednesday, September 26, 2018 17:19:01 Pacific Daylight Time

Low pt  
 PFOS 0.464  
 EtFOSAA 0.5

High pt  
 PFOS 23.1  
 EtFOSAA 25.0

MeFOSAA 75.0

Method: X:\G1.PRO\MethDB\PFAS\_DW\_L14\_0926.mdb 26 Sep 2018 11:45:45  
 Calibration: X:\G1.PRO\CurveDB\C18\_537\_Q1\_09-26-18\_L14.cdb 26 Sep 2018 16:49:19

Compound name: PFBS  
 Coefficient of Determination: R<sup>2</sup> = 0.999705  
 Calibration curve: 0.692791 \* x  
 Response type: Internal Std ( Ref 19 ), Area \* ( IS Conc. / IS Area )  
 Curve type: Linear, Origin: Force, Weighting: 1/x, Axis trans: None

✓ AD 9/27 AD 9/27/18  
 AD 9/26/18

KBF 9/26/18

#	Name	Type	Std. Conc	RT	Area	IS Area	Response	Conc.	%Dev	Conc. Flag	CoD	CoD Flag	x=excluded
1	1 180926G2_2	Standard	0.222	2.97	83.766	15435.476	0.156	0.2	1.3	NO	1.000	NO	bb
2	2 180926G2_3	Standard	0.444	2.97	171.380	15418.510	0.319	0.5	3.7	NO	1.000	NO	bb
3	3 180926G2_4	Standard	0.888	2.97	325.857	16351.065	0.572	0.8	-7.0	NO	1.000	NO	bb
4	4 180926G2_5	Standard	1.780	2.97	704.295	15469.646	1.307	1.9	6.0	NO	1.000	NO	bb
5	5 180926G2_6	Standard	4.440	2.97	1751.005	16064.151	3.128	4.5	1.7	NO	1.000	NO	bb
6	6 180926G2_7	Standard	8.840	2.97	3323.744	14986.255	6.365	9.2	3.9	NO	1.000	NO	bb
7	7 180926G2_8	Standard	22.100	2.97	8058.188	15758.013	14.676	21.2	-4.1	NO	1.000	NO	bb
8	8 180926G2_9	Standard	44.200	2.97	16243.276	15108.446	30.856	44.5	0.8	NO	1.000	NO	MM
9	9 180926G2_10	Standard	66.400	2.97	24242.561	15112.541	46.039	66.5	0.1	NO	1.000	NO	bd
10	10 180926G2_11	Standard	88.500	2.97	30553.145	14295.833	61.338	88.5	0.0	NO	1.000	NO	MM

Compound name: PFHxA  
 Coefficient of Determination: R<sup>2</sup> = 0.998313  
 Calibration curve: 0.963013 \* x  
 Response type: Internal Std ( Ref 18 ), Area \* ( IS Conc. / IS Area )  
 Curve type: Linear, Origin: Force, Weighting: 1/x, Axis trans: None

#	Name	Type	Std. Conc	RT	Area	IS Area	Response	Conc.	%Dev	Conc. Flag	CoD	CoD Flag	x=excluded
1	1 180926G2_2	Standard	0.250	3.35	173.218	6731.858	0.257	0.3	6.9	NO	0.998	NO	MM
2	2 180926G2_3	Standard	0.500	3.35	340.937	6764.575	0.504	0.5	4.7	NO	0.998	NO	bb
3	3 180926G2_4	Standard	1.000	3.35	666.589	6830.282	0.976	1.0	1.3	NO	0.998	NO	bb
4	4 180926G2_5	Standard	2.000	3.35	1416.107	6605.895	2.144	2.2	11.3	NO	0.998	NO	bb
5	5 180926G2_6	Standard	5.000	3.35	3366.981	6699.580	5.026	5.2	4.4	NO	0.998	NO	bb
6	6 180926G2_7	Standard	10.000	3.35	6534.884	7251.999	9.011	9.4	-6.4	NO	0.998	NO	bb
7	7 180926G2_8	Standard	25.000	3.35	15682.929	7251.546	21.627	22.5	-10.2	NO	0.998	NO	bb
8	8 180926G2_9	Standard	50.000	3.35	32586.518	6655.810	48.960	50.8	1.7	NO	0.998	NO	bb
9	9 180926G2_10	Standard	75.000	3.35	47418.316	6361.156	74.544	77.4	3.2	NO	0.998	NO	bb
10	10 180926G2_11	Standard	100.000	3.35	59279.043	6190.260	95.762	99.4	-0.6	NO	0.998	NO	bb

Dataset: X:\G1.PRO\Results\2018\180926G2\180926G2-CRV.qld

Last Altered: Wednesday, September 26, 2018 16:49:19 Pacific Daylight Time  
 Printed: Wednesday, September 26, 2018 17:19:01 Pacific Daylight Time

**Compound name: PFHpA**

Coefficient of Determination: R<sup>2</sup> = 0.999040

Calibration curve: 0.909336 \* x

Response type: Internal Std ( Ref 18 ), Area \* ( IS Conc. / IS Area )

Curve type: Linear, Origin: Force, Weighting: 1/x, Axis trans: None

#	Name	Type	Std. Conc	RT	Area	IS Area	Response	Conc.	%Dev	Conc. Flag	CoD	CoD Flag	x=excluded
1	1 180926G2_2	Standard	0.250	3.87	185.946	6731.858	0.276	0.3	21.5	NO	0.999	NO	bb
2	2 180926G2_3	Standard	0.500	3.87	309.747	6764.575	0.458	0.5	0.7	NO	0.999	NO	bb
3	3 180926G2_4	Standard	1.000	3.86	665.921	6830.282	0.975	1.1	7.2	NO	0.999	NO	bb
4	4 180926G2_5	Standard	2.000	3.87	1297.750	6605.895	1.965	2.2	8.0	NO	0.999	NO	bb
5	5 180926G2_6	Standard	5.000	3.87	3283.292	6699.580	4.901	5.4	7.8	NO	0.999	NO	bb
6	6 180926G2_7	Standard	10.000	3.87	6151.263	7251.999	8.482	9.3	-6.7	NO	0.999	NO	bd
7	7 180926G2_8	Standard	25.000	3.87	15559.220	7251.546	21.456	23.6	-5.6	NO	0.999	NO	bb
8	8 180926G2_9	Standard	50.000	3.87	29933.514	6655.810	44.974	49.5	-1.1	NO	0.999	NO	bb
9	9 180926G2_10	Standard	75.000	3.87	43167.027	6361.156	67.860	74.6	-0.5	NO	0.999	NO	bb
10	10 180926G2_11	Standard	100.000	3.86	57592.480	6190.260	93.037	102.3	2.3	NO	0.999	NO	bb

**Compound name: PFHxS**

Coefficient of Determination: R<sup>2</sup> = 0.999875

Calibration curve: 0.732873 \* x

Response type: Internal Std ( Ref 19 ), Area \* ( IS Conc. / IS Area )

Curve type: Linear, Origin: Force, Weighting: 1/x, Axis trans: None

#	Name	Type	Std. Conc	RT	Area	IS Area	Response	Conc.	%Dev	Conc. Flag	CoD	CoD Flag	x=excluded
1	1 180926G2_2	Standard	0.228	3.99	76.202	15435.476	0.142	0.2	-15.2	NO	1.000	NO	MM
2	2 180926G2_3	Standard	0.456	3.99	176.867	15418.510	0.329	0.4	-1.5	NO	1.000	NO	MM
3	3 180926G2_4	Standard	0.912	3.98	344.390	16351.065	0.604	0.8	-9.6	NO	1.000	NO	MM
4	4 180926G2_5	Standard	1.820	3.98	720.285	15469.646	1.336	1.8	0.2	NO	1.000	NO	MM
5	5 180926G2_6	Standard	4.560	3.98	1858.998	16064.151	3.321	4.5	-0.6	NO	1.000	NO	MM
6	6 180926G2_7	Standard	9.120	3.98	3579.525	14986.255	6.855	9.4	2.6	NO	1.000	NO	MM
7	7 180926G2_8	Standard	22.800	3.98	9010.381	15758.013	16.411	22.4	-1.8	NO	1.000	NO	MM
8	8 180926G2_9	Standard	45.500	3.98	17646.402	15108.446	33.521	45.7	0.5	NO	1.000	NO	MM
9	9 180926G2_10	Standard	68.200	3.98	26269.314	15112.541	49.888	68.1	-0.2	NO	1.000	NO	MM
10	10 180926G2_11	Standard	91.000	3.98	33299.016	14295.833	66.850	91.2	0.2	NO	1.000	NO	MM

Dataset: X:\G1.PRO\Results\2018\180926G2\180926G2-CRV.qld

Last Altered: Wednesday, September 26, 2018 16:49:19 Pacific Daylight Time

Printed: Wednesday, September 26, 2018 17:19:01 Pacific Daylight Time

**Compound name: PFOA**

Coefficient of Determination: R<sup>2</sup> = 0.997430

Calibration curve: 0.822149 \* x

Response type: Internal Std ( Ref 18 ), Area \* ( IS Conc. / IS Area )

Curve type: Linear, Origin: Force, Weighting: 1/x, Axis trans: None

	# Name	Type	Std. Conc	RT	Area	IS Area	Response	Conc.	%Dev	Conc. Flag	CoD	CoD Flag	x=excluded
1	1 180926G2_2	Standard	0.250	4.28	165.293	6731.858	0.246	0.3	19.5	NO	0.997	NO	MM
2	2 180926G2_3	Standard	0.500	4.28	271.040	6764.575	0.401	0.5	-2.5	NO	0.997	NO	bb
3	3 180926G2_4	Standard	1.000	4.27	523.932	6830.282	0.767	0.9	-6.7	NO	0.997	NO	MM
4	4 180926G2_5	Standard	2.000	4.28	1018.477	6605.895	1.542	1.9	-6.2	NO	0.997	NO	bb
5	5 180926G2_6	Standard	5.000	4.27	2971.806	6699.580	4.436	5.4	7.9	NO	0.997	NO	MM
6	6 180926G2_7	Standard	10.000	4.28	5302.356	7251.999	7.312	8.9	-11.1	NO	0.997	NO	MM
7	7 180926G2_8	Standard	25.000	4.28	13436.762	7251.546	18.530	22.5	-9.8	NO	0.997	NO	bb
8	8 180926G2_9	Standard	50.000	4.28	26323.059	6655.810	39.549	48.1	-3.8	NO	0.997	NO	bb
9	9 180926G2_10	Standard	75.000	4.28	39986.309	6361.156	62.860	76.5	1.9	NO	0.997	NO	bd
10	10 180926G2_11	Standard	100.000	4.28	52809.984	6190.260	85.311	103.8	3.8	NO	0.997	NO	bd

**Compound name: PFNA**

Coefficient of Determination: R<sup>2</sup> = 0.997374

Calibration curve: 0.992678 \* x

Response type: Internal Std ( Ref 18 ), Area \* ( IS Conc. / IS Area )

Curve type: Linear, Origin: Force, Weighting: 1/x, Axis trans: None

	# Name	Type	Std. Conc	RT	Area	IS Area	Response	Conc.	%Dev	Conc. Flag	CoD	CoD Flag	x=excluded
1	1 180926G2_2	Standard	0.250	4.64	128.933	6731.858	0.192	0.2	-22.8	NO	0.997	NO	MM
2	2 180926G2_3	Standard	0.500	4.65	303.214	6764.575	0.448	0.5	-9.7	NO	0.997	NO	MM
3	3 180926G2_4	Standard	1.000	4.64	601.182	6830.282	0.880	0.9	-11.3	NO	0.997	NO	MM
4	4 180926G2_5	Standard	2.000	4.63	1213.448	6605.895	1.837	1.9	-7.5	NO	0.997	NO	MM
5	5 180926G2_6	Standard	5.000	4.63	3510.533	6699.580	5.240	5.3	5.6	NO	0.997	NO	bb
6	6 180926G2_7	Standard	10.000	4.64	6903.014	7251.999	9.519	9.6	-4.1	NO	0.997	NO	bb
7	7 180926G2_8	Standard	25.000	4.64	15815.100	7251.546	21.809	22.0	-12.1	NO	0.997	NO	bb
8	8 180926G2_9	Standard	50.000	4.64	34130.086	6655.810	51.279	51.7	3.3	NO	0.997	NO	bd
9	9 180926G2_10	Standard	75.000	4.64	49527.633	6361.156	77.859	78.4	4.6	NO	0.997	NO	bb
10	10 180926G2_11	Standard	100.000	4.64	60490.727	6190.260	97.719	98.4	-1.6	NO	0.997	NO	bb

Dataset: X:\G1.PRO\Results\2018\180926G2\180926G2-CRV.qld

Last Altered: Wednesday, September 26, 2018 16:49:19 Pacific Daylight Time

Printed: Wednesday, September 26, 2018 17:19:01 Pacific Daylight Time

**Compound name: PFOS**

Coefficient of Determination: R<sup>2</sup> = 0.996131

Calibration curve: 0.00222838 \* x<sup>2</sup> + 0.297528 \* x

Response type: Internal Std ( Ref 19 ), Area \* ( IS Conc. / IS Area )

Curve type: 2nd Order, Origin: Force, Weighting: 1/x, Axis trans: None

	# Name	Type	Std. Conc	RT	Area	IS Area	Response	Conc.	%Dev	Conc. Flag	CoD	CoD Flag	x=excluded
1	1 180926G2_2	Standard	0.232	4.70	22.017	15435.476	0.041	0.1	-40.8	NO	0.996	NO	MMX
2	2 180926G2_3	Standard	0.464	4.69	50.210	15418.510	0.093	0.3	-32.5	NO	0.996	NO	MM
3	3 180926G2_4	Standard	0.928	4.70	113.110	16351.065	0.199	0.7	-28.5	NO	0.996	NO	MM
4	4 180926G2_5	Standard	1.860	4.70	337.338	15469.646	0.626	2.1	11.4	NO	0.996	NO	MM
5	5 180926G2_6	Standard	4.640	4.70	800.566	16064.151	1.430	4.6	0.1	NO	0.996	NO	MM
6	6 180926G2_7	Standard	9.240	4.70	1586.672	14986.255	3.039	9.5	3.2	NO	0.996	NO	MM
7	7 180926G2_8	Standard	23.100	4.70	4403.914	15758.013	8.021	23.0	-0.4	NO	0.996	NO	MM
8	8 180926G2_9	Standard	46.200	4.70	9100.649	15108.446	17.288	43.8	-5.3	NO	0.996	NO	MMX
9	9 180926G2_10	Standard	69.400	4.70	13436.831	15112.541	25.518	59.4	-14.5	NO	0.996	NO	MMX
10	10 180926G2_11	Standard	92.500	4.70	17694.748	14295.833	35.524	76.1	-17.8	NO	0.996	NO	MMX

**Compound name: PFDA**

Coefficient of Determination: R<sup>2</sup> = 0.996549

Calibration curve: 1.20141 \* x

Response type: Internal Std ( Ref 18 ), Area \* ( IS Conc. / IS Area )

Curve type: Linear, Origin: Force, Weighting: 1/x, Axis trans: None

	# Name	Type	Std. Conc	RT	Area	IS Area	Response	Conc.	%Dev	Conc. Flag	CoD	CoD Flag	x=excluded
1	1 180926G2_2	Standard	0.250	4.93	245.627	6731.858	0.365	0.3	21.5	NO	0.997	NO	MM
2	2 180926G2_3	Standard	0.500	4.93	340.740	6764.575	0.504	0.4	-16.1	NO	0.997	NO	MM
3	3 180926G2_4	Standard	1.000	4.93	813.282	6830.282	1.191	1.0	-0.9	NO	0.997	NO	bb
4	4 180926G2_5	Standard	2.000	4.93	1409.562	6605.895	2.134	1.8	-11.2	NO	0.997	NO	bb
5	5 180926G2_6	Standard	5.000	4.93	4515.266	6699.580	6.740	5.6	12.2	NO	0.997	NO	bb
6	6 180926G2_7	Standard	10.000	4.93	7740.728	7251.999	10.674	8.9	-11.2	NO	0.997	NO	bb
7	7 180926G2_8	Standard	25.000	4.93	20384.449	7251.546	28.110	23.4	-6.4	NO	0.997	NO	bb
8	8 180926G2_9	Standard	50.000	4.93	39604.945	6655.810	59.504	49.5	-0.9	NO	0.997	NO	bb
9	9 180926G2_10	Standard	75.000	4.93	61734.621	6361.156	97.049	80.8	7.7	NO	0.997	NO	bd
10	10 180926G2_11	Standard	100.000	4.93	72182.727	6190.260	116.607	97.1	-2.9	NO	0.997	NO	bb

Dataset: X:\G1.PRO\Results\2018\180926G2\180926G2-CRV.qld

Last Altered: Wednesday, September 26, 2018 16:49:19 Pacific Daylight Time

Printed: Wednesday, September 26, 2018 17:19:01 Pacific Daylight Time

**Compound name: N-MeFOSAA**

Coefficient of Determination: R<sup>2</sup> = 0.994432

Calibration curve: 0.77291 \* x

Response type: Internal Std ( Ref 20 ), Area \* ( IS Conc. / IS Area )

Curve type: Linear, Origin: Force, Weighting: 1/x, Axis trans: None

	# Name	Type	Std. Conc	RT	Area	IS Area	Response	Conc.	%Dev	Conc. Flag	CoD	CoD Flag	x=excluded
1	1 180926G2_2	Standard	0.250	5.06	76.908	17550.396	0.175	0.2	-9.3	NO	0.994	NO	MM
2	2 180926G2_3	Standard	0.500	5.05	118.842	16988.055	0.280	0.4	-27.6	NO	0.994	NO	MM
3	3 180926G2_4	Standard	1.000	5.05	350.288	16535.539	0.847	1.1	9.6	NO	0.994	NO	MM
4	4 180926G2_5	Standard	2.000	5.05	707.639	16956.590	1.669	2.2	8.0	NO	0.994	NO	MM
5	5 180926G2_6	Standard	5.000	5.05	1693.875	17724.539	3.823	4.9	-1.1	NO	0.994	NO	MM
6	6 180926G2_7	Standard	10.000	5.05	3757.355	17210.227	8.733	11.3	13.0	NO	0.994	NO	MM
7	7 180926G2_8	Standard	25.000	5.05	8193.668	18956.865	17.289	22.4	-10.5	NO	0.994	NO	MM
8	8 180926G2_9	Standard	50.000	5.05	17180.039	16515.104	41.610	53.8	7.7	NO	0.994	NO	MM
9	9 180926G2_10	Standard	75.000	5.05	24015.568	17153.453	56.002	72.5	-3.4	NO	0.994	NO	MM
10	10 180926G2_11	Standard	100.000	5.05	36938.051	15300.660	96.566	124.9	24.9	NO	0.994	NO	MMX

**Compound name: N-EtFOSAA**

Coefficient of Determination: R<sup>2</sup> = 0.993807

Calibration curve: -0.000799016 \* x<sup>2</sup> + 0.632904 \* x

Response type: Internal Std ( Ref 20 ), Area \* ( IS Conc. / IS Area )

Curve type: 2nd Order, Origin: Force, Weighting: 1/x, Axis trans: None

	# Name	Type	Std. Conc	RT	Area	IS Area	Response	Conc.	%Dev	Conc. Flag	CoD	CoD Flag	x=excluded
1	1 180926G2_2	Standard	0.250	5.18	53.538	17550.396	0.122	0.2	-22.9	NO	0.994	NO	MMX
2	2 180926G2_3	Standard	0.500	5.18	95.765	16988.055	0.225	0.4	-28.7	NO	0.994	NO	MM
3	3 180926G2_4	Standard	1.000	5.18	336.338	16535.539	0.814	1.3	28.8	NO	0.994	NO	MM
4	4 180926G2_5	Standard	2.000	5.18	497.186	16956.590	1.173	1.9	-7.1	NO	0.994	NO	MM
5	5 180926G2_6	Standard	5.000	5.18	1512.029	17724.539	3.412	5.4	8.6	NO	0.994	NO	MM
6	6 180926G2_7	Standard	10.000	5.18	2533.188	17210.227	5.888	9.4	-5.9	NO	0.994	NO	MM
7	7 180926G2_8	Standard	25.000	5.17	7305.979	18956.865	15.416	25.2	0.6	NO	0.994	NO	MM
8	8 180926G2_9	Standard	50.000	5.18	16001.452	16515.104	38.756	66.9	33.8	NO	0.994	NO	MMX
9	9 180926G2_10	Standard	75.000	5.18	19730.275	17153.453	46.009	81.0	8.0	NO	0.994	NO	MMX
10	10 180926G2_11	Standard	100.000	5.17	26246.857	15300.660	68.616	129.6	29.6	NO	0.994	NO	MMX

Dataset: X:\G1.PRO\Results\2018\180926G2\180926G2-CRV.qld

Last Altered: Wednesday, September 26, 2018 16:49:19 Pacific Daylight Time  
 Printed: Wednesday, September 26, 2018 17:19:01 Pacific Daylight Time

**Compound name: PFUnA**

Coefficient of Determination: R<sup>2</sup> = 0.997881

Calibration curve: 1.3154 \* x

Response type: Internal Std ( Ref 18 ), Area \* ( IS Conc. / IS Area )

Curve type: Linear, Origin: Force, Weighting: 1/x, Axis trans: None

#	Name	Type	Std. Conc	RT	Area	IS Area	Response	Conc.	%Dev	Conc. Flag	CoD	CoD Flag	x=excluded
1	1 180926G2_2	Standard	0.250	5.18	179.900	6731.858	0.267	0.2	-18.7	NO	0.998	NO	MM
2	2 180926G2_3	Standard	0.500	5.19	433.300	6764.575	0.641	0.5	-2.6	NO	0.998	NO	bb
3	3 180926G2_4	Standard	1.000	5.19	917.957	6830.282	1.344	1.0	2.2	NO	0.998	NO	MM
4	4 180926G2_5	Standard	2.000	5.19	1774.213	6605.895	2.686	2.0	2.1	NO	0.998	NO	bb
5	5 180926G2_6	Standard	5.000	5.18	4739.193	6699.580	7.074	5.4	7.6	NO	0.998	NO	bb
6	6 180926G2_7	Standard	10.000	5.18	8869.550	7251.999	12.230	9.3	-7.0	NO	0.998	NO	bb
7	7 180926G2_8	Standard	25.000	5.19	23150.148	7251.546	31.924	24.3	-2.9	NO	0.998	NO	bb
8	8 180926G2_9	Standard	50.000	5.19	42349.848	6655.810	63.628	48.4	-3.3	NO	0.998	NO	bd
9	9 180926G2_10	Standard	75.000	5.19	66916.305	6361.156	105.195	80.0	6.6	NO	0.998	NO	bd
10	10 180926G2_11	Standard	100.000	5.19	79558.969	6190.260	128.523	97.7	-2.3	NO	0.998	NO	bb

**Compound name: PFDaA**

Coefficient of Determination: R<sup>2</sup> = 0.997855

Calibration curve: 1.02904 \* x

Response type: Internal Std ( Ref 18 ), Area \* ( IS Conc. / IS Area )

Curve type: Linear, Origin: Force, Weighting: 1/x, Axis trans: None

#	Name	Type	Std. Conc	RT	Area	IS Area	Response	Conc.	%Dev	Conc. Flag	CoD	CoD Flag	x=excluded
1	1 180926G2_2	Standard	0.250	5.42	193.012	6731.858	0.287	0.3	11.4	NO	0.998	NO	bb
2	2 180926G2_3	Standard	0.500	5.42	327.462	6764.575	0.484	0.5	-5.9	NO	0.998	NO	bb
3	3 180926G2_4	Standard	1.000	5.42	642.335	6830.282	0.940	0.9	-8.6	NO	0.998	NO	bb
4	4 180926G2_5	Standard	2.000	5.43	1325.044	6605.895	2.006	1.9	-2.5	NO	0.998	NO	bb
5	5 180926G2_6	Standard	5.000	5.42	3564.760	6699.580	5.321	5.2	3.4	NO	0.998	NO	bb
6	6 180926G2_7	Standard	10.000	5.42	6769.915	7251.999	9.335	9.1	-9.3	NO	0.998	NO	bd
7	7 180926G2_8	Standard	25.000	5.42	16505.500	7251.546	22.761	22.1	-11.5	NO	0.998	NO	bb
8	8 180926G2_9	Standard	50.000	5.42	34116.977	6655.810	51.259	49.8	-0.4	NO	0.998	NO	bb
9	9 180926G2_10	Standard	75.000	5.43	49552.688	6361.156	77.899	75.7	0.9	NO	0.998	NO	bd
10	10 180926G2_11	Standard	100.000	5.42	65778.234	6190.260	106.261	103.3	3.3	NO	0.998	NO	bb

Dataset: X:\G1.PRO\Results\2018\180926G2\180926G2-CRV.qld

Last Altered: Wednesday, September 26, 2018 16:49:19 Pacific Daylight Time

Printed: Wednesday, September 26, 2018 17:19:01 Pacific Daylight Time

**Compound name: PFTrDA**

Coefficient of Determination: R<sup>2</sup> = 0.998325

Calibration curve: 1.14211 \* x

Response type: Internal Std ( Ref 18 ), Area \* ( IS Conc. / IS Area )

Curve type: Linear, Origin: Force, Weighting: 1/x, Axis trans: None

	# Name	Type	Std. Conc	RT	Area	IS Area	Response	Conc.	%Dev	Conc. Flag	CoD	CoD Flag	x=excluded
1	1 180926G2_2	Standard	0.250	5.63	195.566	6731.858	0.291	0.3	1.7	NO	0.998	NO	MM
2	2 180926G2_3	Standard	0.500	5.63	332.694	6764.575	0.492	0.4	-13.9	NO	0.998	NO	bb
3	3 180926G2_4	Standard	1.000	5.63	808.484	6830.282	1.184	1.0	3.6	NO	0.998	NO	bb
4	4 180926G2_5	Standard	2.000	5.63	1569.711	6605.895	2.376	2.1	4.0	NO	0.998	NO	bd
5	5 180926G2_6	Standard	5.000	5.63	4243.132	6699.580	6.333	5.5	10.9	NO	0.998	NO	bd
6	6 180926G2_7	Standard	10.000	5.63	7559.445	7251.999	10.424	9.1	-8.7	NO	0.998	NO	bb
7	7 180926G2_8	Standard	25.000	5.63	19952.115	7251.546	27.514	24.1	-3.6	NO	0.998	NO	bb
8	8 180926G2_9	Standard	50.000	5.63	37699.734	6655.810	56.642	49.6	-0.8	NO	0.998	NO	bb
9	9 180926G2_10	Standard	75.000	5.63	57259.156	6361.156	90.014	78.8	5.1	NO	0.998	NO	bb
10	10 180926G2_11	Standard	100.000	5.63	69127.992	6190.260	111.672	97.8	-2.2	NO	0.998	NO	bd

**Compound name: PFTeDA**

Coefficient of Determination: R<sup>2</sup> = 0.998852

Calibration curve: 1.46527 \* x

Response type: Internal Std ( Ref 18 ), Area \* ( IS Conc. / IS Area )

Curve type: Linear, Origin: Force, Weighting: 1/x, Axis trans: None

	# Name	Type	Std. Conc	RT	Area	IS Area	Response	Conc.	%Dev	Conc. Flag	CoD	CoD Flag	x=excluded
1	1 180926G2_2	Standard	0.250	5.80	277.512	6731.858	0.412	0.3	12.5	NO	0.999	NO	bb
2	2 180926G2_3	Standard	0.500	5.80	461.440	6764.575	0.682	0.5	-6.9	NO	0.999	NO	MM
3	3 180926G2_4	Standard	1.000	5.80	844.722	6830.282	1.237	0.8	-15.6	NO	0.999	NO	bb
4	4 180926G2_5	Standard	2.000	5.80	1852.583	6605.895	2.804	1.9	-4.3	NO	0.999	NO	bb
5	5 180926G2_6	Standard	5.000	5.80	4993.358	6699.580	7.453	5.1	1.7	NO	0.999	NO	bd
6	6 180926G2_7	Standard	10.000	5.81	9515.618	7251.999	13.121	9.0	-10.5	NO	0.999	NO	bb
7	7 180926G2_8	Standard	25.000	5.80	24909.180	7251.546	34.350	23.4	-6.2	NO	0.999	NO	bb
8	8 180926G2_9	Standard	50.000	5.80	49861.234	6655.810	74.914	51.1	2.3	NO	0.999	NO	bb
9	9 180926G2_10	Standard	75.000	5.80	71233.867	6361.156	111.983	76.4	1.9	NO	0.999	NO	bd
10	10 180926G2_11	Standard	100.000	5.80	90894.180	6190.260	146.834	100.2	0.2	NO	0.999	NO	bb



Dataset: X:\G1.PRO\Results\2018\180926G2\180926G2-CRV.qld

Last Altered: Wednesday, September 26, 2018 16:49:19 Pacific Daylight Time  
 Printed: Wednesday, September 26, 2018 17:19:01 Pacific Daylight Time

**Compound name: 13C2-PFHxA**

Response Factor: 1.04453

RRF SD: 0.0367843, Relative SD: 3.52162

Response type: Internal Std ( Ref 18 ), Area \* ( IS Conc. / IS Area )

Curve type: RF

#	Name	Type	Std. Conc	RT	Area	IS Area	Response	Conc.	%Dev	Conc. Flag	CoD	CoD Flag	x=excluded
1	1 180926G2_2	Standard	10.000	3.35	7362.955	6731.858	10.937	10.5	4.7	NO		NO	bb
2	2 180926G2_3	Standard	10.000	3.35	7336.154	6764.575	10.845	10.4	3.8	NO		NO	bd
3	3 180926G2_4	Standard	10.000	3.35	7140.352	6830.282	10.454	10.0	0.1	NO		NO	bb
4	4 180926G2_5	Standard	10.000	3.35	7084.909	6605.895	10.725	10.3	2.7	NO		NO	bd
5	5 180926G2_6	Standard	10.000	3.35	7232.559	6699.580	10.796	10.3	3.4	NO		NO	bb
6	6 180926G2_7	Standard	10.000	3.35	7220.722	7251.999	9.957	9.5	-4.7	NO		NO	bb
7	7 180926G2_8	Standard	10.000	3.35	7254.540	7251.546	10.004	9.6	-4.2	NO		NO	bb
8	8 180926G2_9	Standard	10.000	3.35	6684.503	6655.810	10.043	9.6	-3.9	NO		NO	bb
9	9 180926G2_10	Standard	10.000	3.35	6582.059	6361.156	10.347	9.9	-0.9	NO		NO	bb
10	10 180926G2_11	Standard	10.000	3.35	6403.391	6190.260	10.344	9.9	-1.0	NO		NO	bb

**Compound name: 13C2-PFDA**

Response Factor: 1.16794

RRF SD: 0.0639645, Relative SD: 5.47669

Response type: Internal Std ( Ref 18 ), Area \* ( IS Conc. / IS Area )

Curve type: RF

#	Name	Type	Std. Conc	RT	Area	IS Area	Response	Conc.	%Dev	Conc. Flag	CoD	CoD Flag	x=excluded
1	1 180926G2_2	Standard	10.000	4.93	8339.971	6731.858	12.389	10.6	6.1	NO		NO	bb
2	2 180926G2_3	Standard	10.000	4.93	7088.118	6764.575	10.478	9.0	-10.3	NO		NO	bb
3	3 180926G2_4	Standard	10.000	4.93	7640.627	6830.282	11.186	9.6	-4.2	NO		NO	bb
4	4 180926G2_5	Standard	10.000	4.93	7792.095	6605.895	11.796	10.1	1.0	NO		NO	bb
5	5 180926G2_6	Standard	10.000	4.93	8244.689	6699.580	12.306	10.5	5.4	NO		NO	bb
6	6 180926G2_7	Standard	10.000	4.93	8466.600	7251.999	11.675	10.0	-0.0	NO		NO	bb
7	7 180926G2_8	Standard	10.000	4.93	7865.620	7251.546	10.847	9.3	-7.1	NO		NO	bb
8	8 180926G2_9	Standard	10.000	4.93	7972.477	6655.810	11.978	10.3	2.6	NO		NO	bd
9	9 180926G2_10	Standard	10.000	4.93	7670.423	6361.156	12.058	10.3	3.2	NO		NO	bb
10	10 180926G2_11	Standard	10.000	4.93	7478.102	6190.260	12.080	10.3	3.4	NO		NO	bb

Dataset: X:\G1.PRO\Results\2018\180926G2\180926G2-CRV.qld

Last Altered: Wednesday, September 26, 2018 16:49:19 Pacific Daylight Time  
 Printed: Wednesday, September 26, 2018 17:19:01 Pacific Daylight Time

**Compound name: d5-N-EtFOSAA**

Response Factor: 0.909208

RRF SD: 0.0711776, Relative SD: 7.82852

Response type: Internal Std ( Ref 20 ), Area \* ( IS Conc. / IS Area )

Curve type: RF

	# Name	Type	Std. Conc	RT	Area	IS Area	Response	Conc.	%Dev	Conc. Flag	CoD	CoD Flag	x=excluded
1	1 180926G2_2	Standard	40.000	5.17	17466.695	17550.396	39.809	43.8	9.5	NO		NO	bd
2	2 180926G2_3	Standard	40.000	5.17	15305.186	16988.055	36.038	39.6	-0.9	NO		NO	bb
3	3 180926G2_4	Standard	40.000	5.17	16467.311	16535.539	39.835	43.8	9.5	NO		NO	bd
4	4 180926G2_5	Standard	40.000	5.17	15820.177	16956.590	37.319	41.0	2.6	NO		NO	bd
5	5 180926G2_6	Standard	40.000	5.17	15888.494	17724.539	35.856	39.4	-1.4	NO		NO	bb
6	6 180926G2_7	Standard	40.000	5.17	16405.482	17210.227	38.130	41.9	4.8	NO		NO	bd
7	7 180926G2_8	Standard	40.000	5.17	15280.075	18956.865	32.242	35.5	-11.3	NO		NO	bb
8	8 180926G2_9	Standard	40.000	5.17	13191.001	16515.104	31.949	35.1	-12.2	NO		NO	bd
9	9 180926G2_10	Standard	40.000	5.17	15496.965	17153.453	36.137	39.7	-0.6	NO		NO	bd
10	10 180926G2_11	Standard	40.000	5.17	12836.494	15300.660	33.558	36.9	-7.7	NO		NO	bbX

**Compound name: 13C2-PFOA**

Response Factor: 1

RRF SD: 0, Relative SD: 0

Response type: Internal Std ( Ref 18 ), Area \* ( IS Conc. / IS Area )

Curve type: RF

	# Name	Type	Std. Conc	RT	Area	IS Area	Response	Conc.	%Dev	Conc. Flag	CoD	CoD Flag	x=excluded
1	1 180926G2_2	Standard	10.000	4.28	6731.858	6731.858	10.000	10.0	0.0	NO		NO	bd
2	2 180926G2_3	Standard	10.000	4.27	6764.575	6764.575	10.000	10.0	0.0	NO		NO	bd
3	3 180926G2_4	Standard	10.000	4.27	6830.282	6830.282	10.000	10.0	0.0	NO		NO	bd
4	4 180926G2_5	Standard	10.000	4.27	6605.895	6605.895	10.000	10.0	0.0	NO		NO	bd
5	5 180926G2_6	Standard	10.000	4.27	6699.580	6699.580	10.000	10.0	0.0	NO		NO	bb
6	6 180926G2_7	Standard	10.000	4.28	7251.999	7251.999	10.000	10.0	0.0	NO		NO	bd
7	7 180926G2_8	Standard	10.000	4.28	7251.546	7251.546	10.000	10.0	0.0	NO		NO	bb
8	8 180926G2_9	Standard	10.000	4.28	6655.810	6655.810	10.000	10.0	0.0	NO		NO	bb
9	9 180926G2_10	Standard	10.000	4.28	6361.156	6361.156	10.000	10.0	0.0	NO		NO	bb
10	10 180926G2_11	Standard	10.000	4.28	6190.260	6190.260	10.000	10.0	0.0	NO		NO	bb

Dataset: X:\G1.PRO\Results\2018\180926G2\180926G2-CRV.qld

Last Altered: Wednesday, September 26, 2018 16:49:19 Pacific Daylight Time  
 Printed: Wednesday, September 26, 2018 17:19:01 Pacific Daylight Time

**Compound name: 13C4-PFOS**

Response Factor: 1  
 RRF SD: 0, Relative SD: 0  
 Response type: Internal Std ( Ref 19 ), Area \* ( IS Conc. / IS Area )  
 Curve type: RF

	#	Name	Type	Std. Conc	RT	Area	IS Area	Response	Conc.	%Dev	Conc. Flag	CoD	CoD Flag	x=excluded
1	1	180926G2_2	Standard	28.700	4.70	15435.476	15435.476	28.700	28.7	0.0	NO		NO	bd
2	2	180926G2_3	Standard	28.700	4.70	15418.510	15418.510	28.700	28.7	0.0	NO		NO	bb
3	3	180926G2_4	Standard	28.700	4.70	16351.065	16351.065	28.700	28.7	0.0	NO		NO	bd
4	4	180926G2_5	Standard	28.700	4.70	15469.646	15469.646	28.700	28.7	0.0	NO		NO	bd
5	5	180926G2_6	Standard	28.700	4.70	16064.151	16064.151	28.700	28.7	0.0	NO		NO	bd
6	6	180926G2_7	Standard	28.700	4.70	14986.255	14986.255	28.700	28.7	0.0	NO		NO	bb
7	7	180926G2_8	Standard	28.700	4.70	15758.013	15758.013	28.700	28.7	0.0	NO		NO	bd
8	8	180926G2_9	Standard	28.700	4.70	15108.446	15108.446	28.700	28.7	0.0	NO		NO	bd
9	9	180926G2_10	Standard	28.700	4.70	15112.541	15112.541	28.700	28.7	0.0	NO		NO	bd
10	10	180926G2_11	Standard	28.700	4.70	14295.833	14295.833	28.700	28.7	0.0	NO		NO	bd

**Compound name: d3-N-MeFOSAA**

Response Factor: 1  
 RRF SD: 0, Relative SD: 0  
 Response type: Internal Std ( Ref 20 ), Area \* ( IS Conc. / IS Area )  
 Curve type: RF

	#	Name	Type	Std. Conc	RT	Area	IS Area	Response	Conc.	%Dev	Conc. Flag	CoD	CoD Flag	x=excluded
1	1	180926G2_2	Standard	40.000	5.05	17550.396	17550.396	40.000	40.0	0.0	NO		NO	bb
2	2	180926G2_3	Standard	40.000	5.05	16988.055	16988.055	40.000	40.0	0.0	NO		NO	bd
3	3	180926G2_4	Standard	40.000	5.05	16535.539	16535.539	40.000	40.0	0.0	NO		NO	bd
4	4	180926G2_5	Standard	40.000	5.05	16956.590	16956.590	40.000	40.0	0.0	NO		NO	bb
5	5	180926G2_6	Standard	40.000	5.05	17724.539	17724.539	40.000	40.0	0.0	NO		NO	MM
6	6	180926G2_7	Standard	40.000	5.05	17210.227	17210.227	40.000	40.0	0.0	NO		NO	bd
7	7	180926G2_8	Standard	40.000	5.04	18956.865	18956.865	40.000	40.0	0.0	NO		NO	bb
8	8	180926G2_9	Standard	40.000	5.05	16515.104	16515.104	40.000	40.0	0.0	NO		NO	bd
9	9	180926G2_10	Standard	40.000	5.05	17153.453	17153.453	40.000	40.0	0.0	NO		NO	MM
10	10	180926G2_11	Standard	40.000	5.05	15300.660	15300.660	40.000	40.0	0.0	NO		NO	bdX

Dataset: X:\G1.PRO\Results\2018\180926G2\180926G2-CRV.qld

Last Altered: Wednesday, September 26, 2018 16:49:19 Pacific Daylight Time

Printed: Wednesday, September 26, 2018 17:21:03 Pacific Daylight Time

Method: X:\G1.PRO\MethDB\PFAS\_DW\_L14\_0926.mdb 26 Sep 2018 11:45:45

Calibration: X:\G1.PRO\CurveDB\C18\_537\_Q1\_09-26-18\_L14.cdb 26 Sep 2018 16:49:19


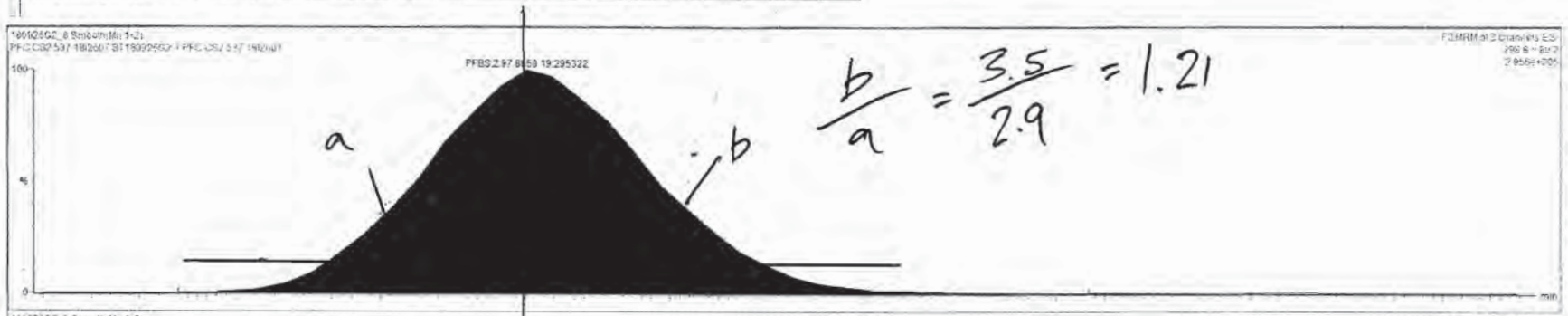
Name: 180926G2\_2, Date: 26-Sep-2018, Time: 12:16:13, ID: ST180926G2-1 PFC CS-4 537 18I2601, Description: PFC CS-4 537 18I2601

#	Name	IS#	CoD	CoD Flag	%RSD
1	1 PFBS	19	0.9997	NO	
2	2 PFHxA	18	0.9983	NO	
3	3 PFHpA	18	0.9990	NO	
4	4 PFHxS	19	0.9999	NO	
5	5 PFOA	18	0.9974	NO	
6	6 PFNA	18	0.9974	NO	
7	7 PFOS	19	0.9961	NO	
8	8 PFDA	18	0.9965	NO	
9	9 N-MeFOSAA	20	0.9944	NO	
10	10 N-EtFOSAA	20	0.9938	NO	
11	11 PFUnA	18	0.9979	NO	
12	12 PFDoA	18	0.9979	NO	
13	13 PFTrDA	18	0.9983	NO	
14	14 PFTeDA	18	0.9989	NO	
15	15 13C2-PFHxA	18		NO	3.522
16	16 13C2-PFDA	18		NO	5.477
17	17 d5-N-EtFOSAA	20		NO	7.829
18	18 13C2-PFOA	18		NO	0.000
19	19 13C4-PFOS	19		NO	0.000
20	20 d3-N-MeFOSAA	20		NO	0.000

PFBS

#	Name	Type	Std Conc	RT	Area	S Area	Response	Priority	Flags	Conc	%Conv	Acc.D	Acc.TL	Cal Date	%Rec	RF	Divisor
1	180926GZ_2	Standard	0.222	2.97	63.766	15430.476	0.156	bb	bb	0.2	1.3	26-Se	12-16-13	26-Se	101.3	0.702	1.0
2	180926GZ_3	Standard	0.444	2.97	171.380	15418.510	0.319	bb	bb	0.5	3.7	26-Se	12-29-07	26-Se	102.7	0.719	1.0
3	180926GZ_4	Standard	0.888	2.97	326.827	16351.066	0.572	bb	bb	0.8	7.0	26-Se	12-42-05	26-Se	93.0	0.844	1.0
4	180926GZ_5	Standard	1.783	2.97	704.295	15489.646	1.337	bb	bb	1.9	8.0	26-Se	12-55-02	26-Se	106.0	0.734	1.0
5	180926GZ_6	Standard	4.443	2.97	1751.055	16564.151	3.128	bb	bb	4.5	1.7	26-Se	13-08-03	26-Se	107.7	0.705	1.0
6	180926GZ_7	Standard	8.847	2.97	3323.741	14580.255	6.565	bb	bb	9.2	3.9	26-Se	13-20-08	26-Se	103.9	0.720	1.0
7	180926GZ_8	Standard	22.103	2.97	8056.166	15756.013	14.676	bb	bb	21.2	4.3	26-Se	13-23-04	26-Se	95.9	0.664	1.0
8	180926GZ_9	Standard	44.200	2.97	16243.278	15169.446	30.856	MM	MM	44.5	0.8	26-Se	13-48-02	26-Se	105.8	0.630	1.0
9	180926GZ_10	Standard	89.400	2.97	24242.561	15112.541	46.030	bb	bb	86.5	0.1	26-Se	13-59-52	26-Se	100.1	0.683	1.0
10	180926GZ_11	Standard	89.500	2.97	30513.145	14295.833	61.330	MM	MM	88.5	0.0	26-Se	14-12-43	26-Se	100.0	0.693	1.0


PFBS



PFHxA

#	Name	Type	Std. Conc.	#R	Area	IS Area	Response	Primary Flag	Conc.	%Dev	Acq.D.	App.Ti.	Cal.Date	ISRef	RP	Divisor
1	18092602_2	Standard	0.250	3.35	173.218	6731.850	0.257	NM	0.3	6.9	26-Sep	12-16-13	26-Sep	106.5	1.023	1.0
2	18092602_3	Standard	0.500	3.35	340.837	6764.576	0.504	ne	0.5	4.7	26-Sep	12-29-07	26-Sep	104.7	1.005	1.0
3	18092602_4	Standard	1.000	3.35	662.589	6530.282	0.978	ne	1.0	1.3	26-Sep	12-42-05	26-Sep	101.0	0.976	1.0
4	18092602_5	Standard	2.000	3.35	1416.157	6655.896	2.144	ne	2.2	11.3	26-Sep	12-55-02	26-Sep	111.5	1.072	1.0
5	18092602_6	Standard	5.000	3.35	3364.981	6656.580	5.028	ne	5.2	4.4	26-Sep	11-08-00	26-Sep	104.4	1.005	1.0
6	18092602_7	Standard	10.000	3.35	6514.864	7251.999	9.811	ne	9.4	8.4	26-Sep	11-20-56	26-Sep	93.8	0.991	1.0
7	18092602_8	Standard	25.000	3.35	15482.308	7251.540	21.627	ne	22.5	-19.2	26-Sep	13-23-54	26-Sep	89.8	0.865	3.0
8	18092602_9	Standard	50.500	3.35	32556.516	6555.810	48.960	ne	50.8	1.7	26-Sep	11-48-52	26-Sep	101.7	0.975	1.0
9	18092602_10	Standard	75.900	3.35	47415.316	6361.156	74.544	ne	77.4	3.2	26-Sep	11-59-52	26-Sep	103.2	0.994	1.0
10	18092602_11	Standard	100.000	3.35	59276.042	6150.260	95.702	ne	96.4	-0.6	26-Sep	14-12-43	26-Sep	99.4	0.955	1.0

PFHxA



$$\frac{b}{a} = \frac{3.2}{3.1} = 1.03$$



## ICAL

**Compound 18: 13C2-PFOA**

high	7252.00	RPD
low	6190.26	15.80

ID	Name	Type	Std. Conc	RT	Area	IS Area	Response	Primary Flags
1	ST180926G2-1 PFC CS-4 537 18I2601	180926G2_2	Standard	10	4.28	6731.86	6731.86	10 bd
2	ST180926G2-2 PFC CS-3 537 18I2602	180926G2_3	Standard	10	4.27	6764.58	6764.58	10 bd
3	ST180926G2-3 PFC CS-2 537 18I2603	180926G2_4	Standard	10	4.27	6830.28	6830.28	10 bd
4	ST180926G2-4 PFC CS-1 537 18I2604	180926G2_5	Standard	10	4.27	6605.90	6605.90	10 bd
5	ST180926G2-5 PFC CS0 537 18I2605	180926G2_6	Standard	10	4.27	6699.58	6699.58	10 bb
6	ST180926G2-6 PFC CS1 537 18I2606	180926G2_7	Standard	10	4.28	7252.00	7252.00	10 bd
7	ST180926G2-7 PFC CS2 537 18I2607	180926G2_8	Standard	10	4.28	7251.55	7251.55	10 bb
8	ST180926G2-8 PFC CS3 537 18I2608	180926G2_9	Standard	10	4.28	6655.81	6655.81	10 bb
9	ST180926G2-9 PFC CS4 537 18I2609	180926G2_10	Standard	10	4.28	6361.16	6361.16	10 bb
10	ST180926G2-10 PFC CS5 537 18I2610	180926G2_11	Standard	10	4.28	6190.26	6190.26	10 bb

Average:  
6734.30

**Compound 19: 13C4-PFOS**

high	16064.15	RPD
low	14986.26	6.94

ID	Name	Type	Std. Conc	RT	Area	IS Area	Response	Primary Flags
1	ST180926G2-1 PFC CS-4 537 18I2601	180926G2_2	Standard	28.7	4.70	15435.48	15435.48	28.7 bd
2	ST180926G2-2 PFC CS-3 537 18I2602	180926G2_3	Standard	28.7	4.70	15418.51	15418.51	28.7 bb
3	ST180926G2-3 PFC CS-2 537 18I2603	180926G2_4	Standard	28.7	4.70	16351.07	16351.07	28.7 bd
4	ST180926G2-4 PFC CS-1 537 18I2604	180926G2_5	Standard	28.7	4.70	15469.65	15469.65	28.7 bd
5	ST180926G2-5 PFC CS0 537 18I2605	180926G2_6	Standard	28.7	4.70	16064.15	16064.15	28.7 bd
6	ST180926G2-6 PFC CS1 537 18I2606	180926G2_7	Standard	28.7	4.70	14986.26	14986.26	28.7 bb
7	ST180926G2-7 PFC CS2 537 18I2607	180926G2_8	Standard	28.7	4.70	15758.01	15758.01	28.7 bd
8	ST180926G2-8 PFC CS3 537 18I2608	180926G2_9	Standard	28.7	4.70	15108.45	15108.45	28.7 bd
9	ST180926G2-9 PFC CS4 537 18I2609	180926G2_10	Standard	28.7	4.70	15112.54	15112.54	28.7 bd
10	ST180926G2-10 PFC CS5 537 18I2610	180926G2_11	Standard	28.7	4.70	14295.83	14295.83	28.7 bd

Average:  
15399.99

**Compound 20: d3-N-MeFOSAA**

high	18956.87	RPD
low	16515.10	13.77

ID	Name	Type	Std. Conc	RT	Area	IS Area	Response	Primary Flags
1	ST180926G2-1 PFC CS-4 537 18I2601	180926G2_2	Standard	40	5.05	17550.40	17550.40	40 bb
2	ST180926G2-2 PFC CS-3 537 18I2602	180926G2_3	Standard	40	5.05	16988.06	16988.06	40 bd
3	ST180926G2-3 PFC CS-2 537 18I2603	180926G2_4	Standard	40	5.05	16535.54	16535.54	40 bd
4	ST180926G2-4 PFC CS-1 537 18I2604	180926G2_5	Standard	40	5.05	16956.59	16956.59	40 bb
5	ST180926G2-5 PFC CS0 537 18I2605	180926G2_6	Standard	40	5.05	17724.54	17724.54	40 MM
6	ST180926G2-6 PFC CS1 537 18I2606	180926G2_7	Standard	40	5.05	17210.23	17210.23	40 bd
7	ST180926G2-7 PFC CS2 537 18I2607	180926G2_8	Standard	40	5.04	18956.87	18956.87	40 bb
8	ST180926G2-8 PFC CS3 537 18I2608	180926G2_9	Standard	40	5.05	16515.10	16515.10	40 bd
9	ST180926G2-9 PFC CS4 537 18I2609	180926G2_10	Standard	40	5.05	17153.45	17153.45	40 MM
10	ST180926G2-10 PFC CS5 537 18I2610	180926G2_11	Standard	40	5.05	15300.66	15300.66	40 bdX
							Average:	
							17287.86	



Dataset: Untitled

Last Altered: Wednesday, September 26, 2018 17:29:22 Pacific Daylight Time  
Printed: Wednesday, September 26, 2018 17:29:45 Pacific Daylight Time

Method: X:\G1.PRO\MethDB\PFAS\_DW\_L14\_0926.mdb 26 Sep 2018 11:45:45  
Calibration: X:\G1.PRO\CurveDB\C18\_537\_Q1\_09-26-18\_L14.cdb 26 Sep 2018 16:49:19

Compound name: PFBS

	# Name	ID	Acq.Date	Acq.Time
1	1 180926G2_1	IPA	26-Sep-18	12:04:09
2	2 180926G2_2	ST180926G2-1 PFC CS-4 537 18I2601	26-Sep-18	12:16:13
3	3 180926G2_3	ST180926G2-2 PFC CS-3 537 18I2602	26-Sep-18	12:29:07
4	4 180926G2_4	ST180926G2-3 PFC CS-2 537 18I2603	26-Sep-18	12:42:05
5	5 180926G2_5	ST180926G2-4 PFC CS-1 537 18I2604	26-Sep-18	12:55:02
6	6 180926G2_6	ST180926G2-5 PFC CS0 537 18I2605	26-Sep-18	13:08:00
7	7 180926G2_7	ST180926G2-6 PFC CS1 537 18I2606	26-Sep-18	13:20:56
8	8 180926G2_8	ST180926G2-7 PFC CS2 537 18I2607	26-Sep-18	13:33:54
9	9 180926G2_9	ST180926G2-8 PFC CS3 537 18I2608	26-Sep-18	13:46:52
10	10 180926G2_10	ST180926G2-9 PFC CS4 537 18I2609	26-Sep-18	13:59:52
11	11 180926G2_11	ST180926G2-10 PFC CS5 537 18I2610	26-Sep-18	14:12:43
12	12 180926G2_12	IPA	26-Sep-18	14:25:40
13	13 180926G2_13	ST180926G2-1 PFC ICV 537 18I2611	26-Sep-18	14:38:40
14	14 180926G2_14	IPA	26-Sep-18	14:51:35

Dataset: X:\G1.PRO\Results\2018\180926G2\180926G2-CRV.qld

Last Altered: Wednesday, September 26, 2018 16:49:19 Pacific Daylight Time

Printed: Wednesday, September 26, 2018 17:41:43 Pacific Daylight Time

Method: X:\G1.PRO\MethDB\PFAS\_DW\_L14\_0926.mdb 26 Sep 2018 11:45:45

Calibration: X:\G1.PRO\CurveDB\C18\_537\_Q1\_09-26-18\_L14.cdb 26 Sep 2018 16:49:19

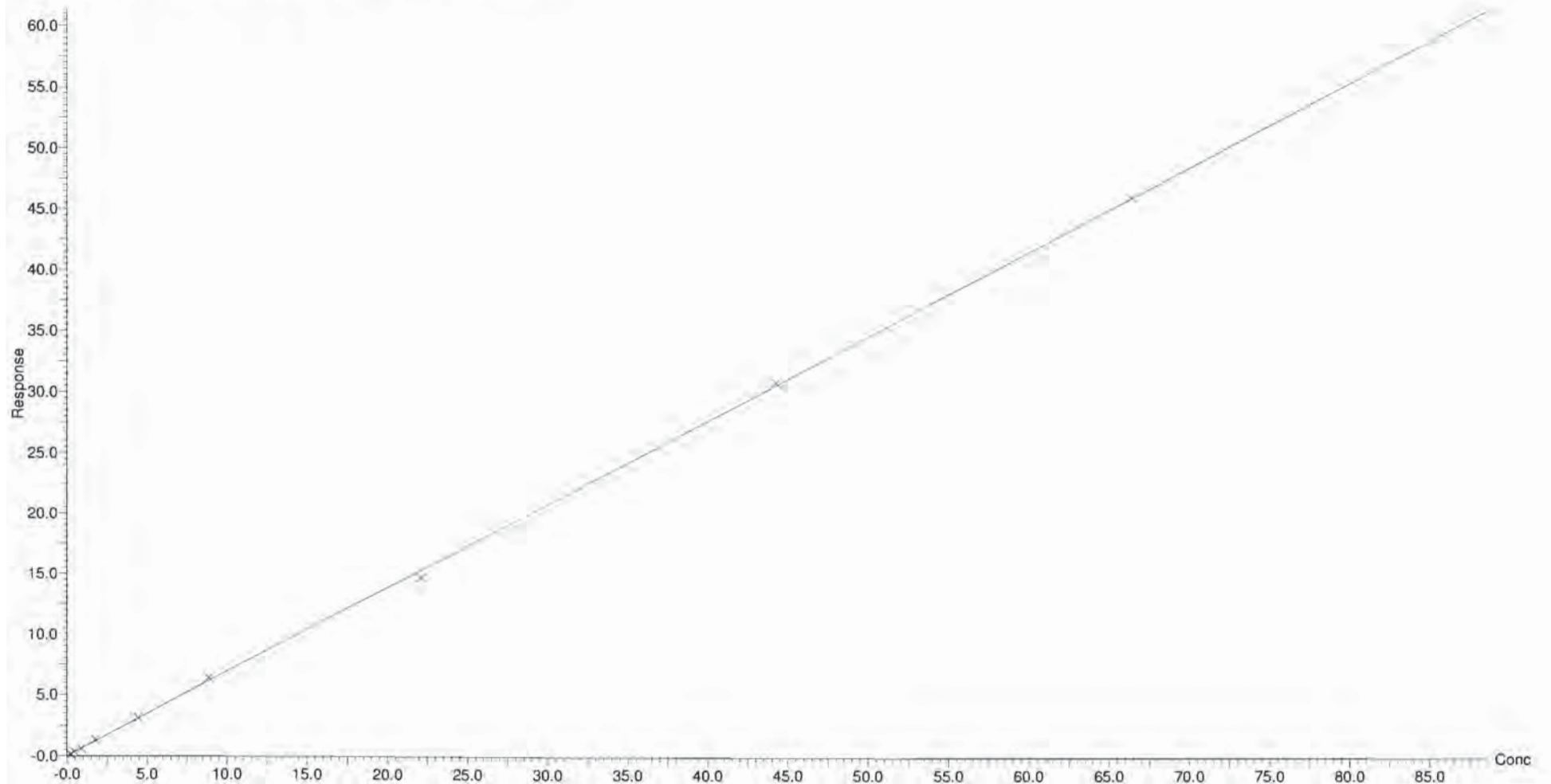
Compound name: PFBS

Coefficient of Determination:  $R^2 = 0.999705$

Calibration curve:  $0.692791 * x$

Response type: Internal Std ( Ref 19 ), Area \* ( IS Conc. / IS Area )

Curve type: Linear, Origin: Force, Weighting: 1/x, Axis trans: None



Dataset: X:\G1.PRO\Results\2018\180926G2\180926G2-CRV.qld

Last Altered: Wednesday, September 26, 2018 16:49:19 Pacific Daylight Time

Printed: Wednesday, September 26, 2018 17:41:43 Pacific Daylight Time

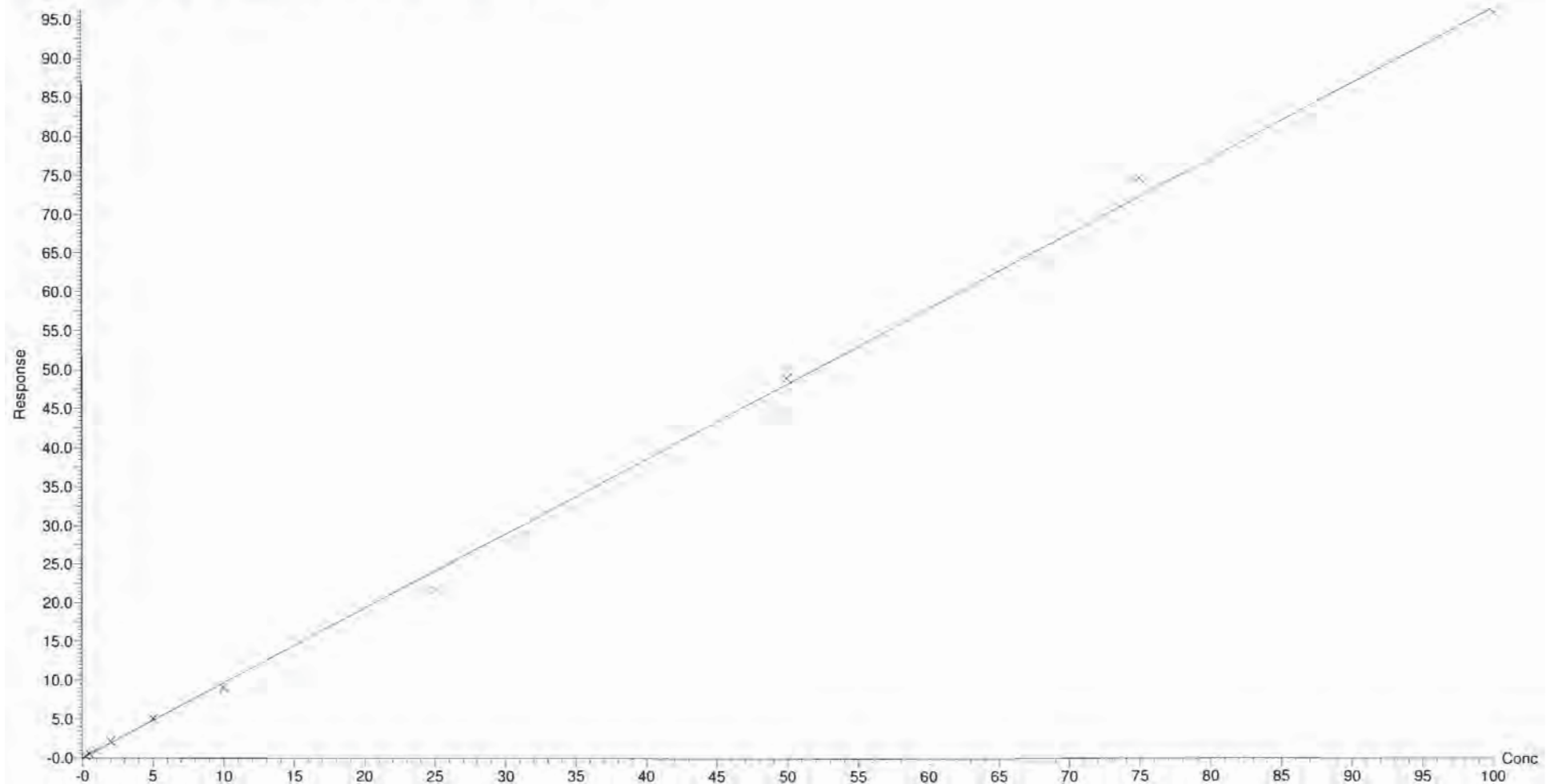
Compound name: PFHxA

Coefficient of Determination:  $R^2 = 0.998313$

Calibration curve:  $0.963013 * x$

Response type: Internal Std ( Ref 18 ), Area \* ( IS Conc. / IS Area )

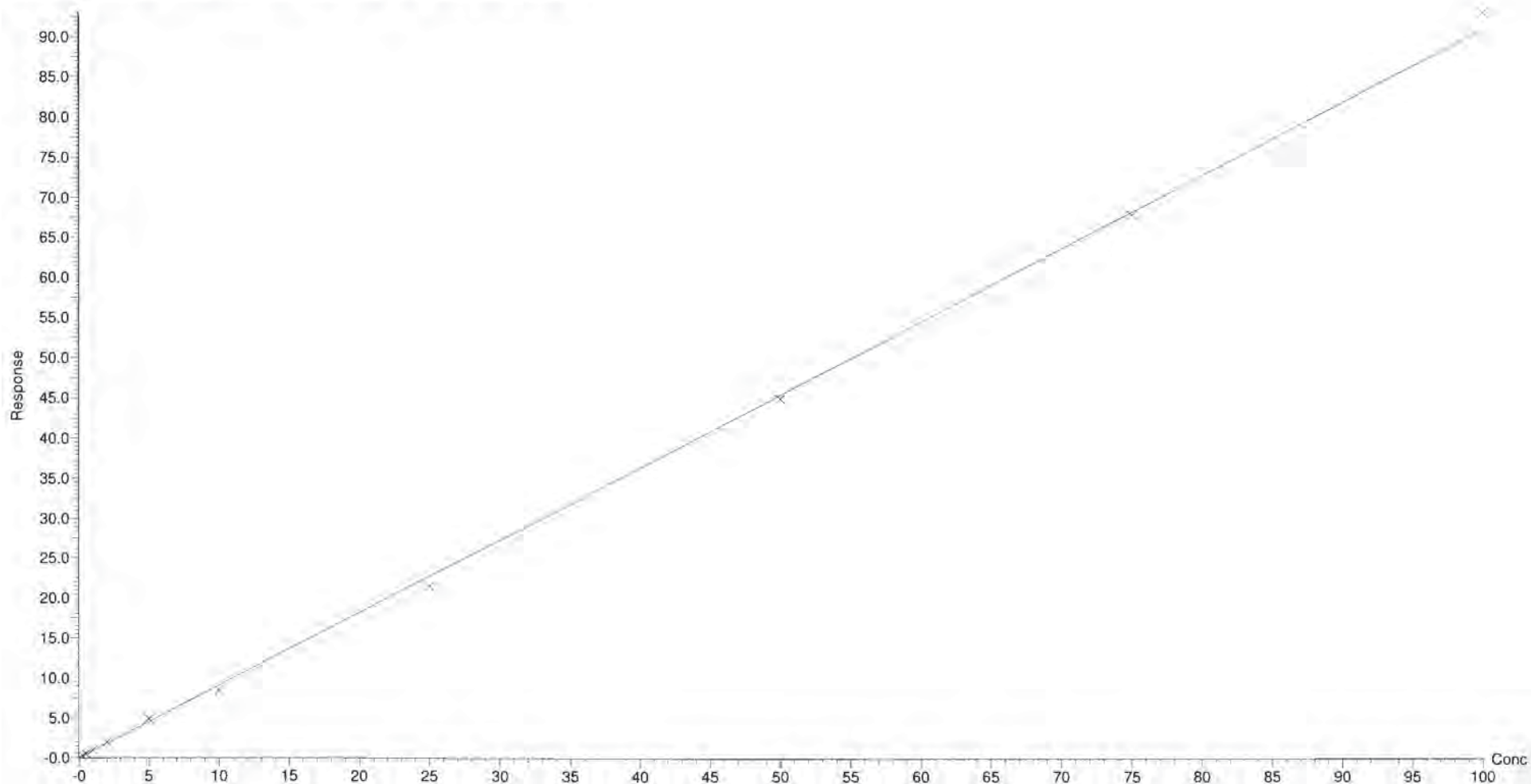
Curve type: Linear, Origin: Force, Weighting: 1/x, Axis trans: None



Dataset: X:\G1.PRO\Results\2018\180926G2\180926G2-CRV.qld

Last Altered: Wednesday, September 26, 2018 16:49:19 Pacific Daylight Time  
Printed: Wednesday, September 26, 2018 17:41:43 Pacific Daylight Time

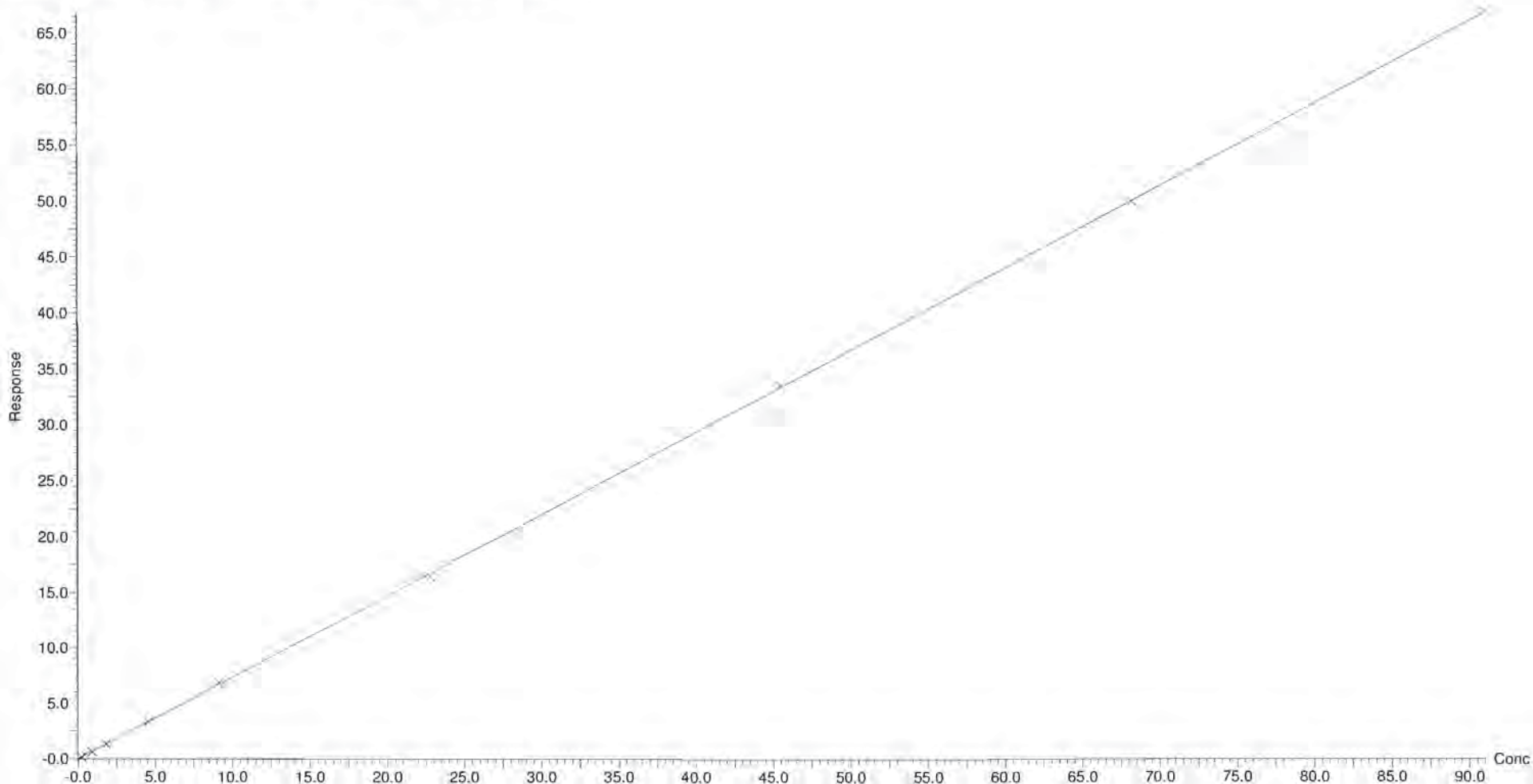
Compound name: PFHpA  
Coefficient of Determination:  $R^2 = 0.999040$   
Calibration curve:  $0.909336 * x$   
Response type: Internal Std ( Ref 18 ), Area \* ( IS Conc. / IS Area )  
Curve type: Linear, Origin: Force, Weighting: 1/x, Axis trans: None



Dataset: X:\G1.PRO\Results\2018\180926G2\180926G2-CRV.qld

Last Altered: Wednesday, September 26, 2018 16:49:19 Pacific Daylight Time  
Printed: Wednesday, September 26, 2018 17:41:43 Pacific Daylight Time

Compound name: PFHxS  
Coefficient of Determination:  $R^2 = 0.999875$   
Calibration curve:  $0.732873 * x$   
Response type: Internal Std ( Ref 19 ), Area \* ( IS Conc. / IS Area )  
Curve type: Linear, Origin: Force, Weighting: 1/x, Axis trans: None

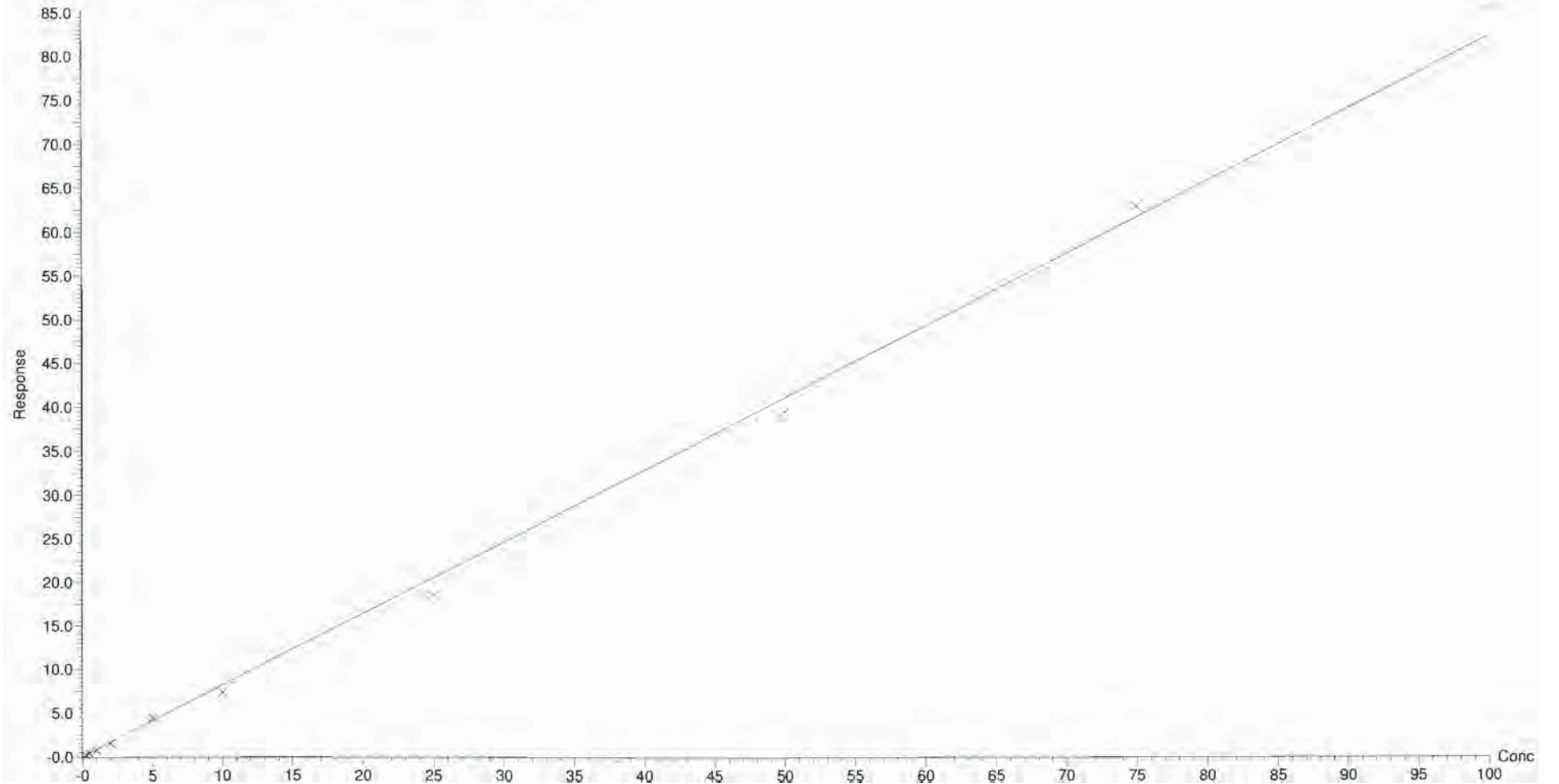


Dataset: X:\G1.PRO\Results\2018\180926G2\180926G2-CRV.qld

Last Altered: Wednesday, September 26, 2018 16:49:19 Pacific Daylight Time

Printed: Wednesday, September 26, 2018 17:41:43 Pacific Daylight Time

Compound name: PFOA  
Coefficient of Determination:  $R^2 = 0.997430$   
Calibration curve:  $0.822149 * x$   
Response type: Internal Std ( Ref 18 ), Area \* ( IS Conc. / IS Area )  
Curve type: Linear, Origin: Force, Weighting: 1/x, Axis trans: None



Dataset: X:\G1.PRO\Results\2018\180926G2\180926G2-CRV.qld

Last Altered: Wednesday, September 26, 2018 16:49:19 Pacific Daylight Time

Printed: Wednesday, September 26, 2018 17:41:43 Pacific Daylight Time

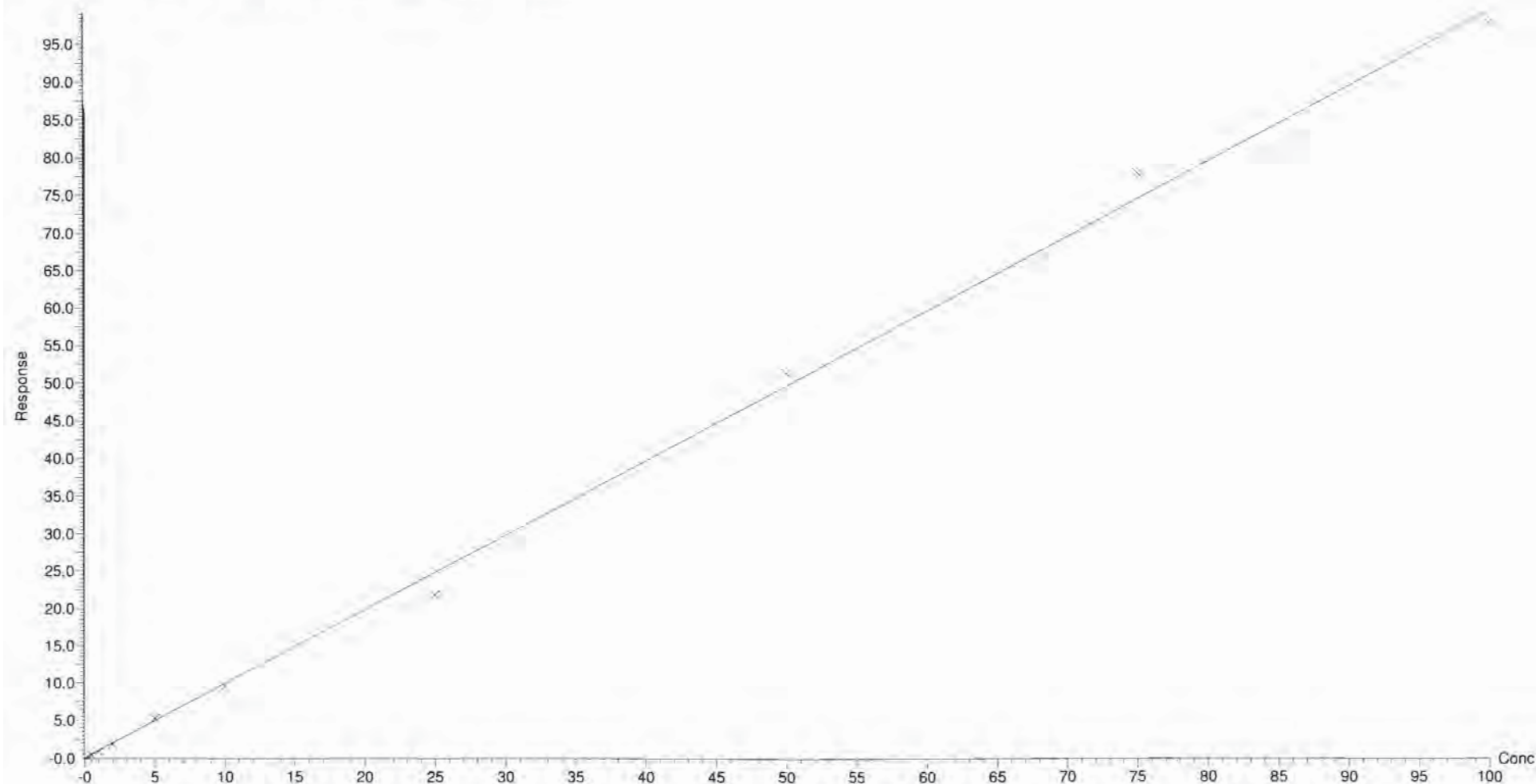
Compound name: PFNA

Coefficient of Determination:  $R^2 = 0.997374$

Calibration curve:  $0.992678 * x$

Response type: Internal Std ( Ref 18 ), Area \* ( IS Conc. / IS Area )

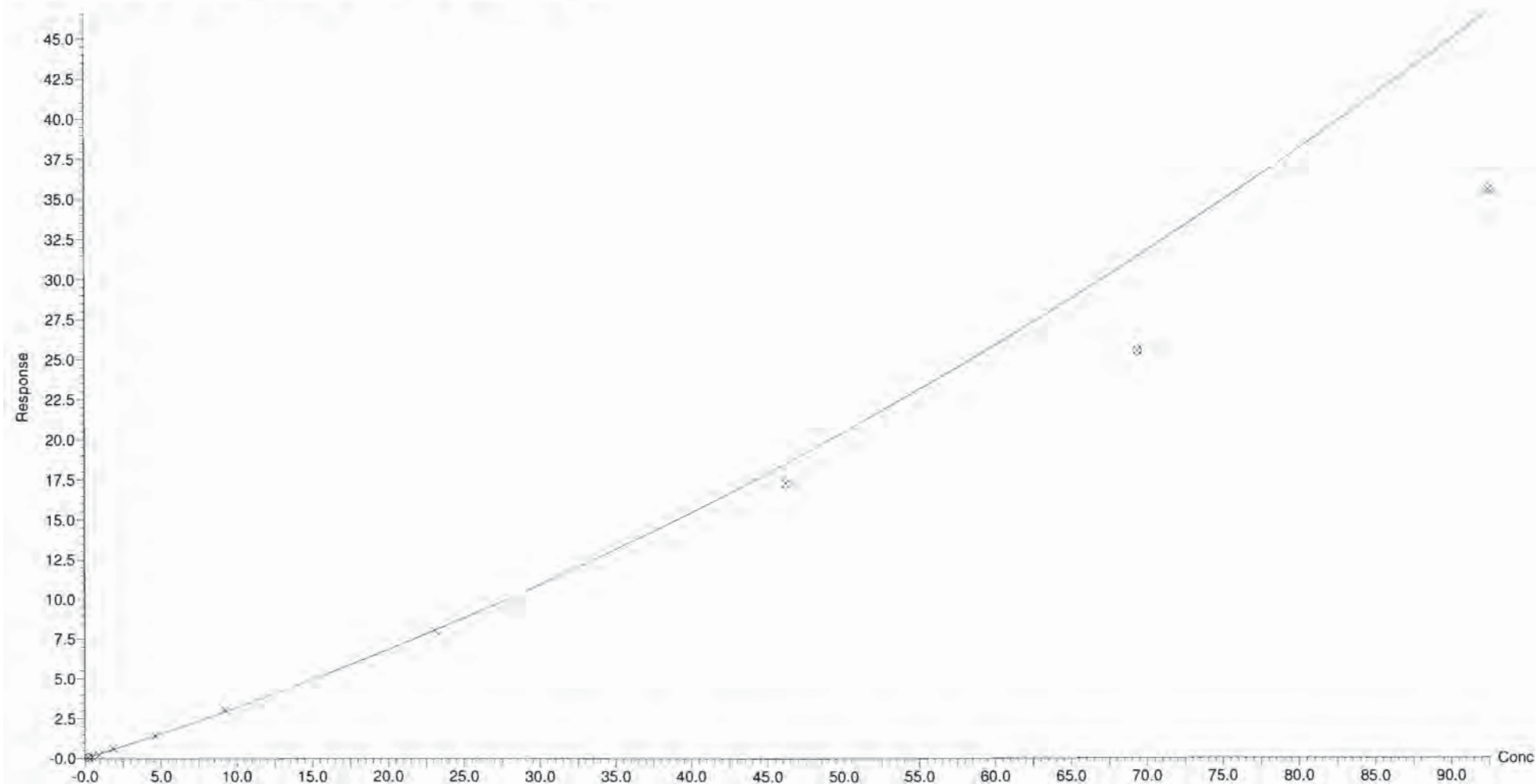
Curve type: Linear, Origin: Force, Weighting: 1/x, Axis trans: None



Dataset: X:\G1.PRO\Results\2018\180926G2\180926G2-CRV.qld

Last Altered: Wednesday, September 26, 2018 16:49:19 Pacific Daylight Time  
Printed: Wednesday, September 26, 2018 17:41:43 Pacific Daylight Time

Compound name: PFOS  
Coefficient of Determination:  $R^2 = 0.996131$   
Calibration curve:  $0.00222838 * x^2 + 0.297528 * x$   
Response type: Internal Std ( Ref 19 ), Area \* ( IS Conc. / IS Area )  
Curve type: 2nd Order, Origin: Force, Weighting: 1/x, Axis trans: None





Dataset: X:\G1.PRO\Results\2018\180926G2\180926G2-CRV.qld

Last Altered: Wednesday, September 26, 2018 16:49:19 Pacific Daylight Time

Printed: Wednesday, September 26, 2018 17:41:43 Pacific Daylight Time

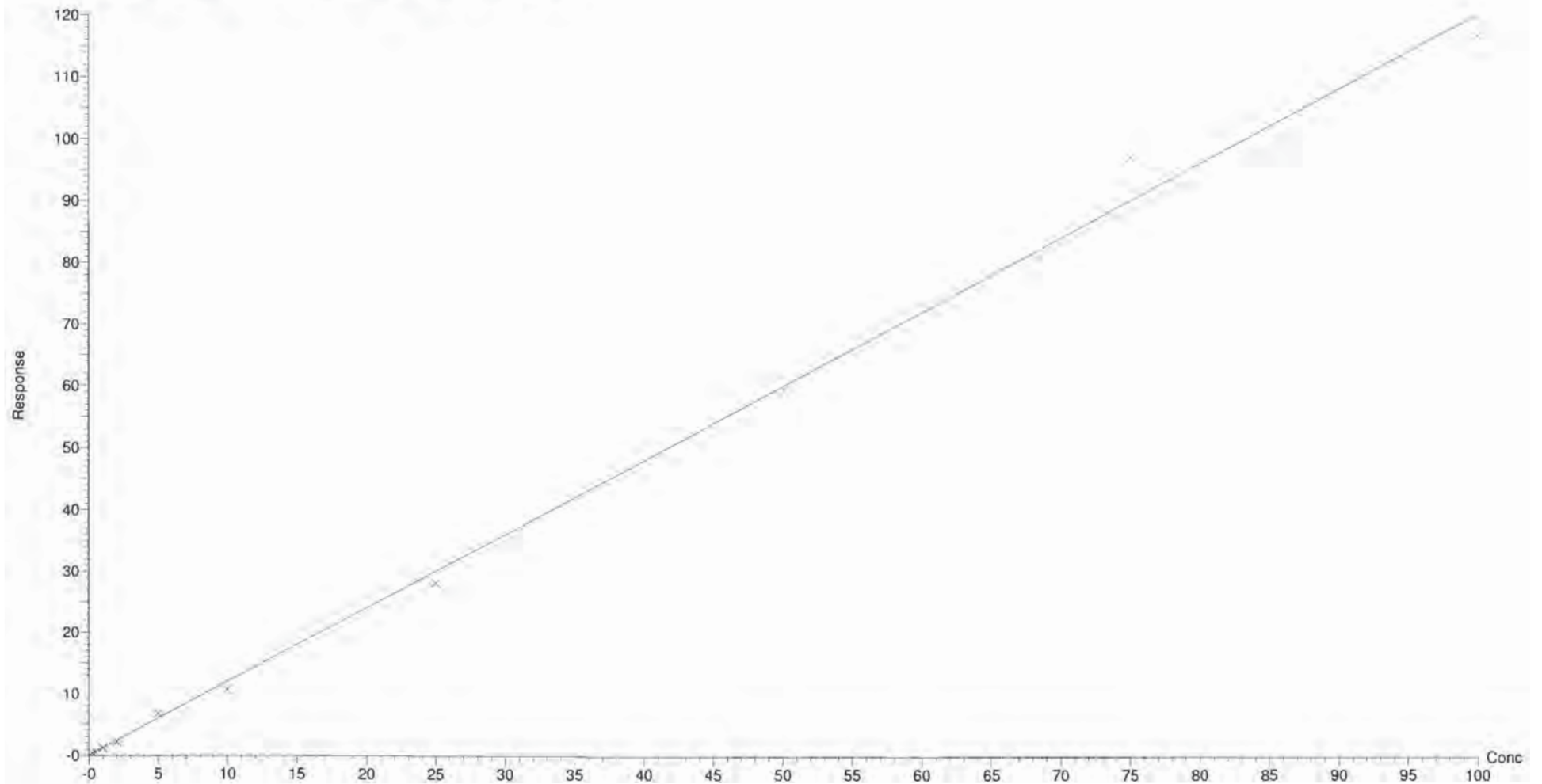
Compound name: PFDA

Coefficient of Determination:  $R^2 = 0.996549$

Calibration curve:  $1.20141 * x$

Response type: Internal Std ( Ref 18 ), Area \* ( IS Conc. / IS Area )

Curve type: Linear, Origin: Force, Weighting: 1/x, Axis trans: None



Dataset: X:\G1.PRO\Results\2018\180926G2\180926G2-CRV.qld

Last Altered: Wednesday, September 26, 2018 16:49:19 Pacific Daylight Time

Printed: Wednesday, September 26, 2018 17:41:43 Pacific Daylight Time

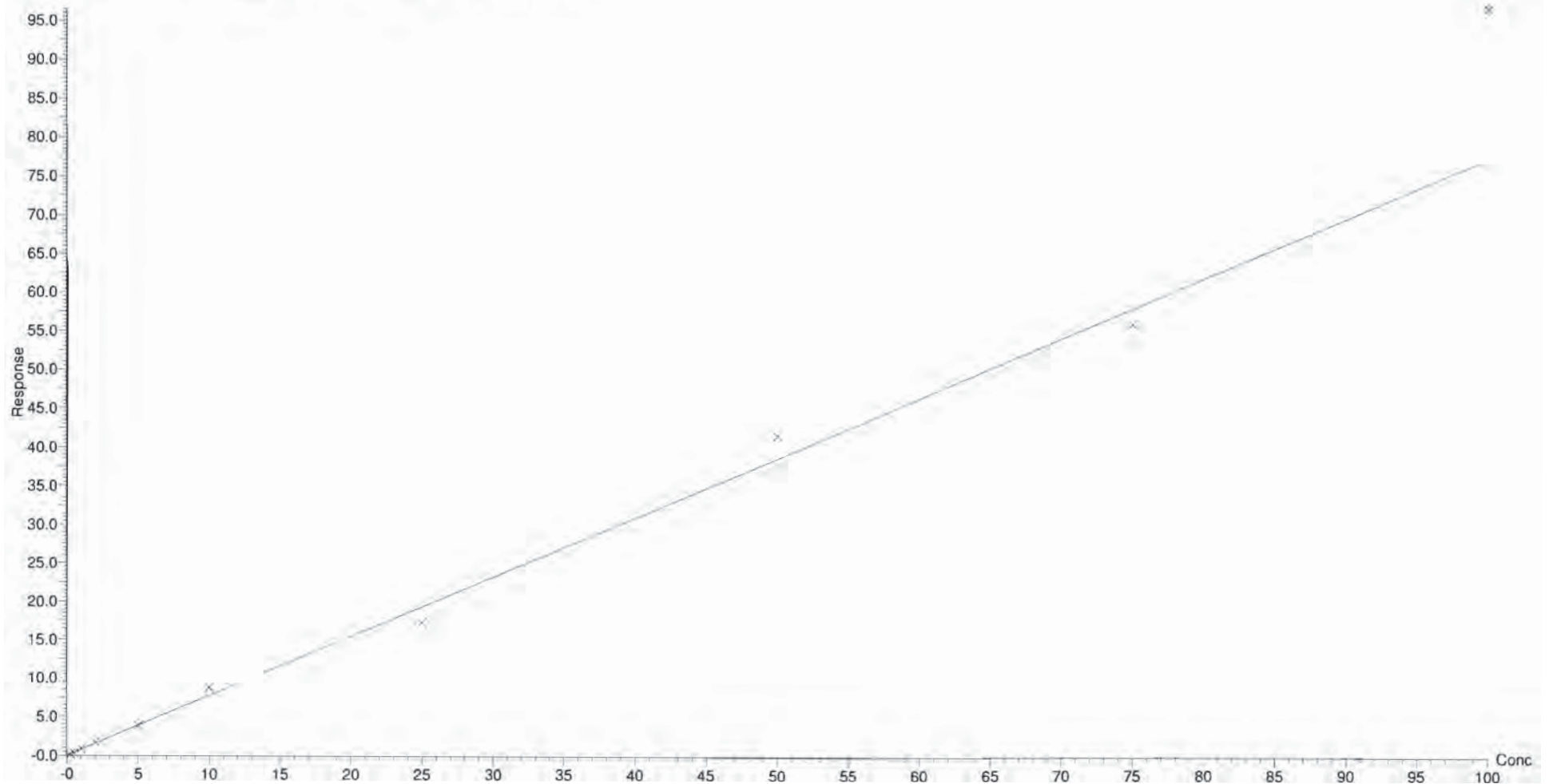
Compound name: N-MeFOSAA

Coefficient of Determination:  $R^2 = 0.994432$

Calibration curve:  $0.77291 * x$

Response type: Internal Std ( Ref 20 ), Area \* ( IS Conc. / IS Area )

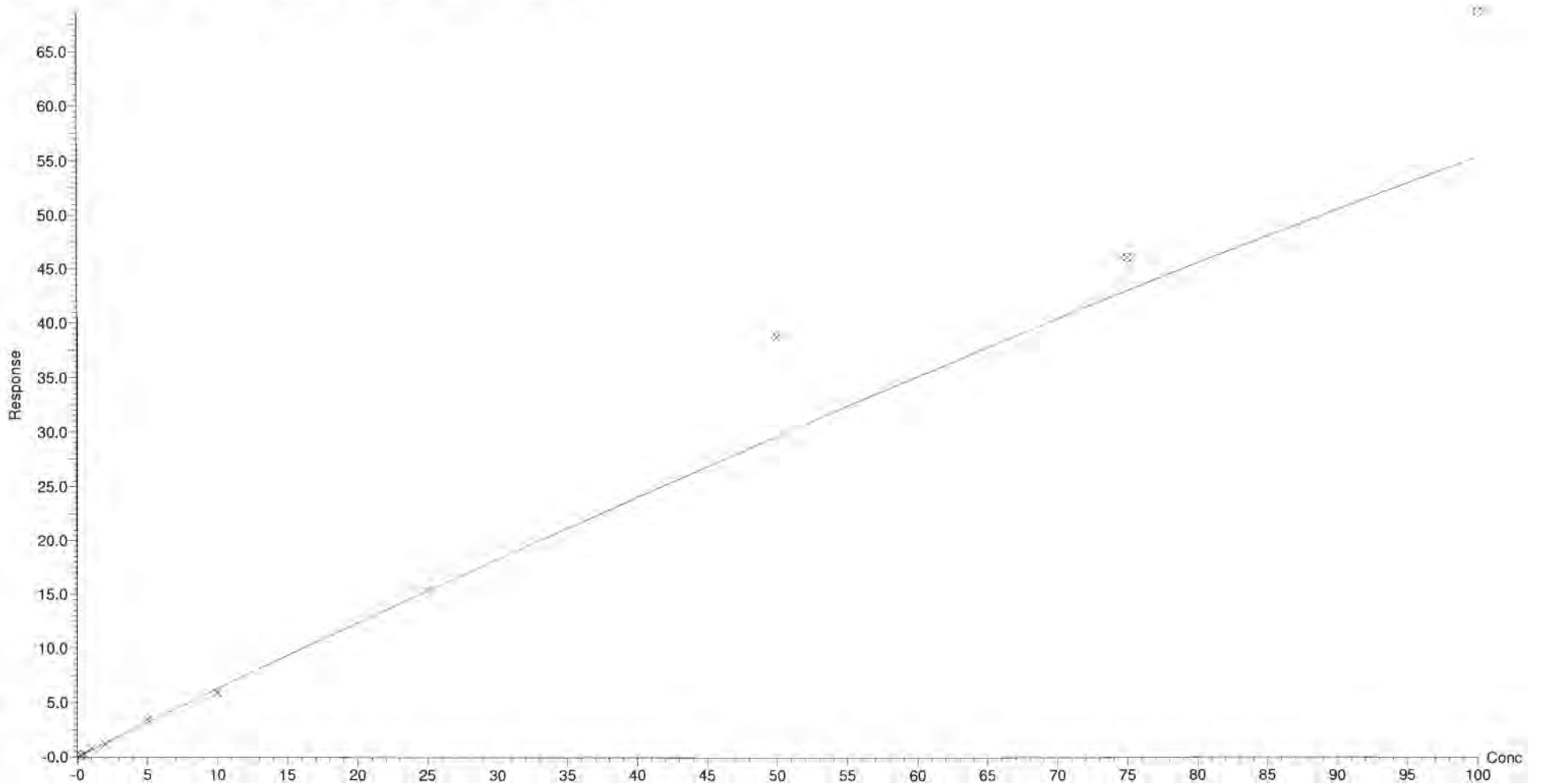
Curve type: Linear, Origin: Force, Weighting: 1/x, Axis trans: None



Dataset: X:\G1.PRO\Results\2018\180926G2\180926G2-CRV.qld

Last Altered: Wednesday, September 26, 2018 16:49:19 Pacific Daylight Time  
Printed: Wednesday, September 26, 2018 17:41:43 Pacific Daylight Time

Compound name: N-EtFOSAA  
Coefficient of Determination:  $R^2 = 0.993807$   
Calibration curve:  $-0.000799016 * x^2 + 0.632904 * x$   
Response type: Internal Std ( Ref 20 ), Area \* ( IS Conc. / IS Area )  
Curve type: 2nd Order, Origin: Force, Weighting: 1/x, Axis trans: None



Dataset: X:\G1.PRO\Results\2018\180926G2\180926G2-CRV.qld

Last Altered: Wednesday, September 26, 2018 16:49:19 Pacific Daylight Time

Printed: Wednesday, September 26, 2018 17:41:43 Pacific Daylight Time

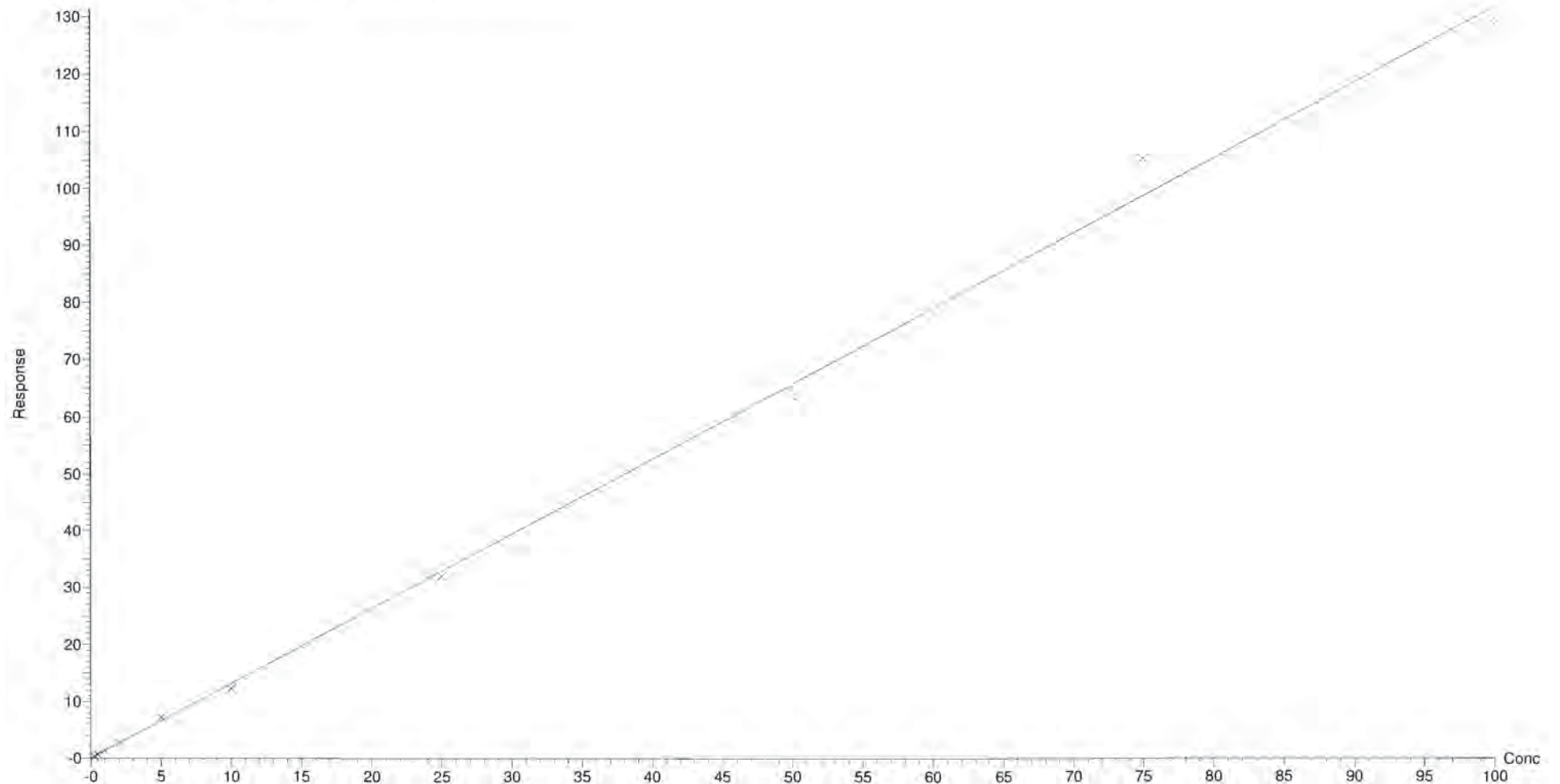
Compound name: PFUnA

Coefficient of Determination:  $R^2 = 0.997881$

Calibration curve:  $1.3154 * x$

Response type: Internal Std ( Ref 18 ), Area \* ( IS Conc. / IS Area )

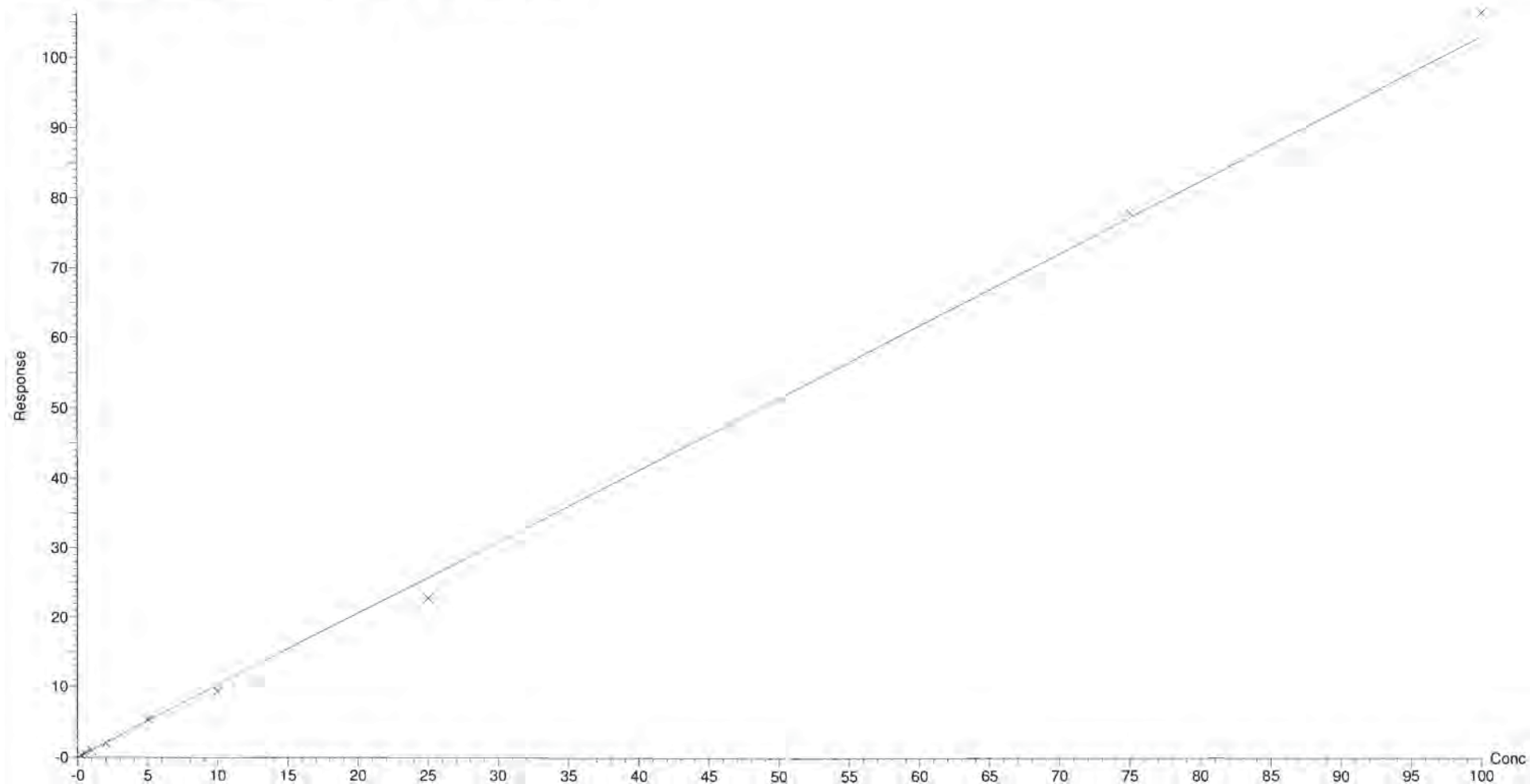
Curve type: Linear, Origin: Force, Weighting: 1/x, Axis trans: None



Dataset: X:\G1.PRO\Results\2018\180926G2\180926G2-CRV.qld

Last Altered: Wednesday, September 26, 2018 16:49:19 Pacific Daylight Time  
Printed: Wednesday, September 26, 2018 17:41:43 Pacific Daylight Time

Compound name: PFDoA  
Coefficient of Determination:  $R^2 = 0.997855$   
Calibration curve:  $1.02904 * x$   
Response type: Internal Std ( Ref 18 ), Area \* ( IS Conc. / IS Area )  
Curve type: Linear, Origin: Force, Weighting: 1/x, Axis trans: None



Dataset: X:\G1.PRO\Results\2018\180926G2\180926G2-CRV.qld

Last Altered: Wednesday, September 26, 2018 16:49:19 Pacific Daylight Time

Printed: Wednesday, September 26, 2018 17:41:43 Pacific Daylight Time

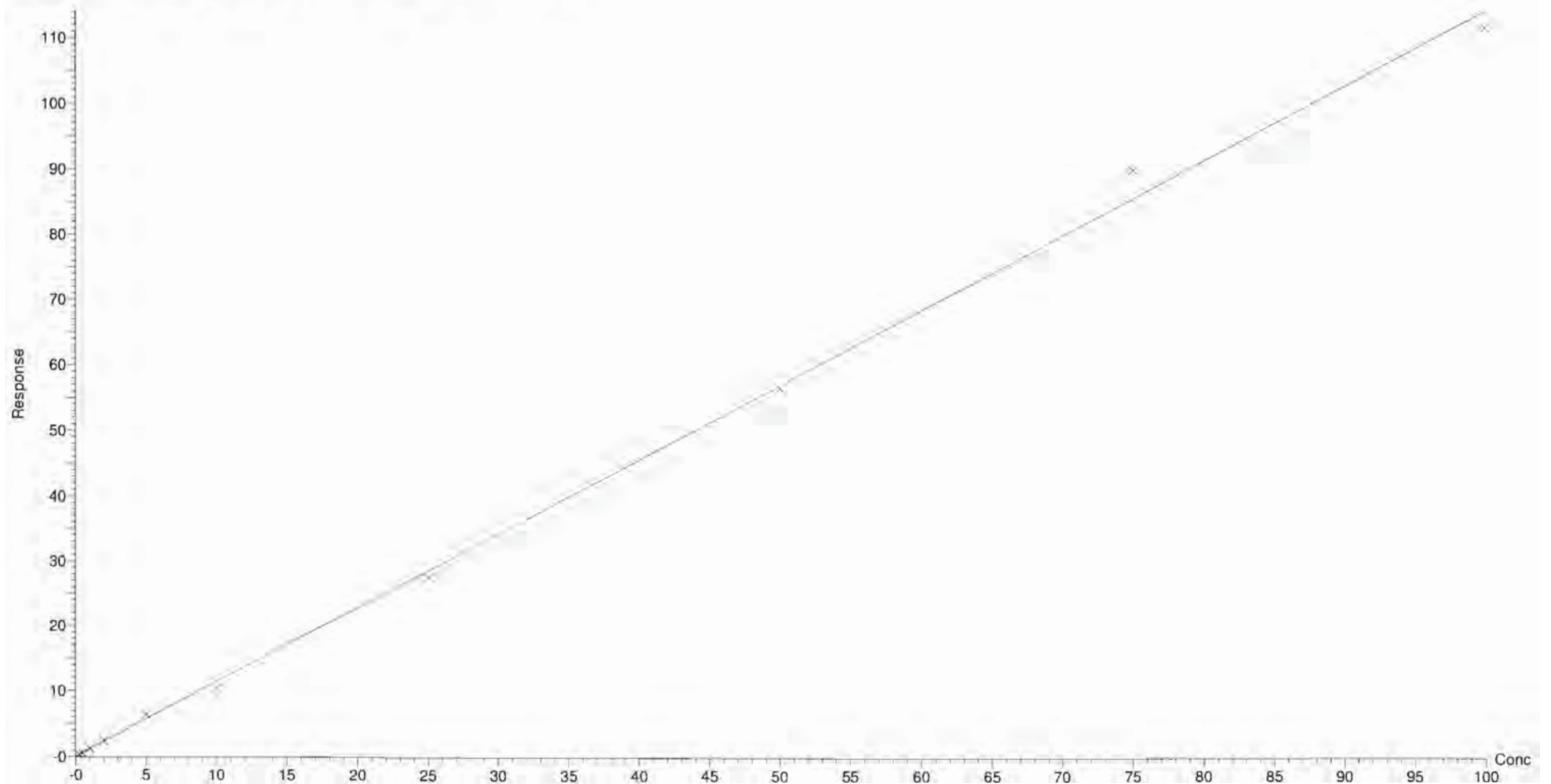
Compound name: PFTrDA

Coefficient of Determination:  $R^2 = 0.998325$

Calibration curve:  $1.14211 * x$

Response type: Internal Std ( Ref 18 ), Area \* ( IS Conc. / IS Area )

Curve type: Linear, Origin: Force, Weighting: 1/x, Axis trans: None



Dataset: X:\G1.PRO\Results\2018\180926G2\180926G2-CRV.qld

Last Altered: Wednesday, September 26, 2018 16:49:19 Pacific Daylight Time

Printed: Wednesday, September 26, 2018 17:41:43 Pacific Daylight Time

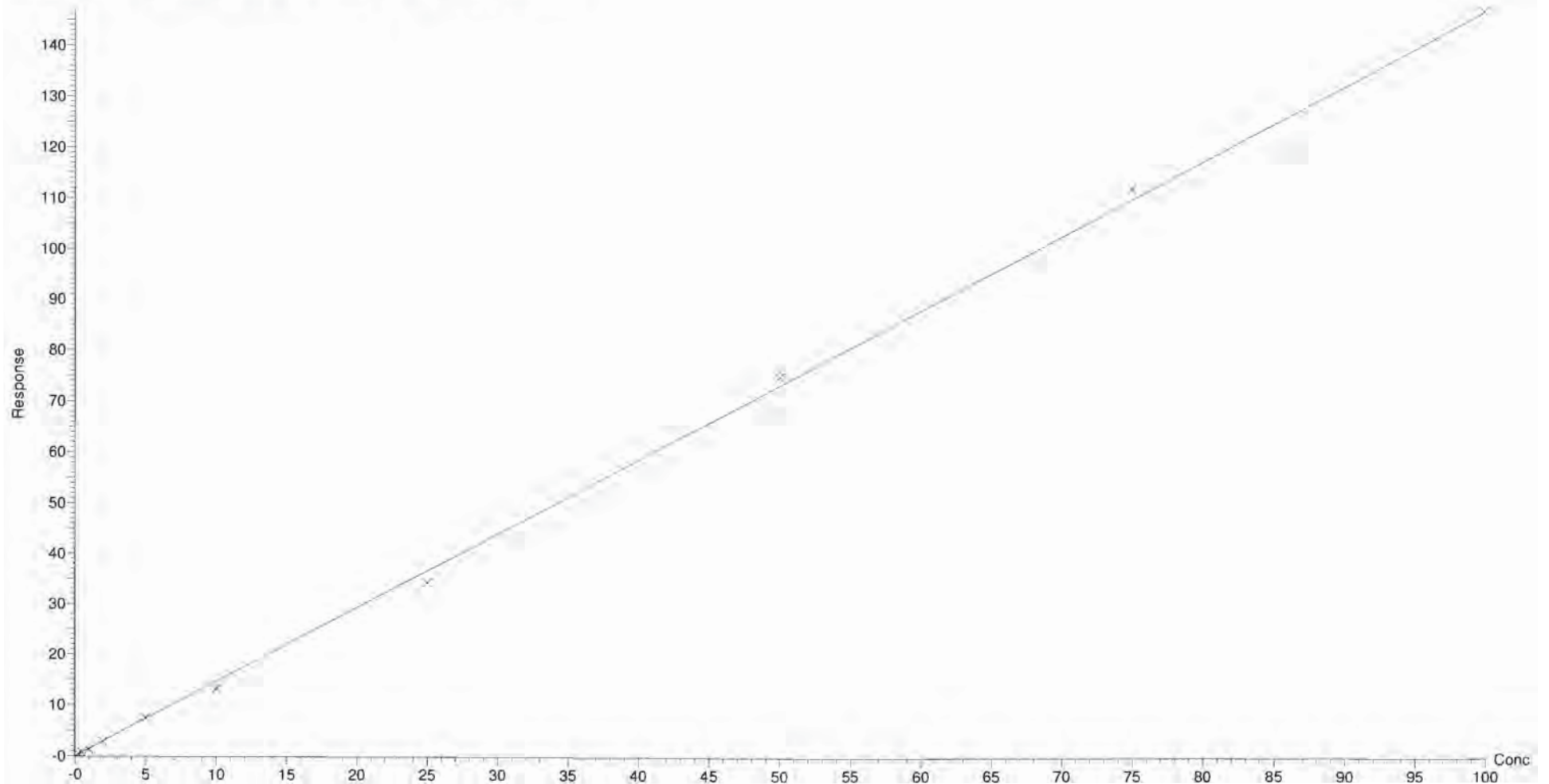
Compound name: PFTeDA

Coefficient of Determination:  $R^2 = 0.998852$

Calibration curve:  $1.46527 * x$

Response type: Internal Std ( Ref 18 ), Area \* ( IS Conc. / IS Area )

Curve type: Linear, Origin: Force, Weighting: 1/x, Axis trans: None



Dataset: X:\G1.PRO\Results\2018\180926G2\180926G2-CRV.qld

Last Altered: Wednesday, September 26, 2018 16:49:19 Pacific Daylight Time


Printed: Wednesday, September 26, 2018 16:50:41 Pacific Daylight Time

Method: X:\G1.PRO\MethDB\PFAS\_DW\_L14\_0926.mdb 26 Sep 2018 11:45:45


Calibration: X:\G1.PRO\CurveDB\C18\_537\_Q1\_09-26-18\_L14.cdb 26 Sep 2018 16:49:19

Name: 180926G2\_2, Date: 26-Sep-2018, Time: 12:16:13, ID: ST180926G2-1 PFC CS-4 537 18I2601, Description: PFC CS-4 537 18I2601


**PFBS**




**PFHxA**




**PFHpA**




**PFHxS**




**PFOA**




**13C4-PFOS**




**13C2-PFOA**




**13C2-PFOA**



**13C4-PFOS**



**13C2-PFOA**

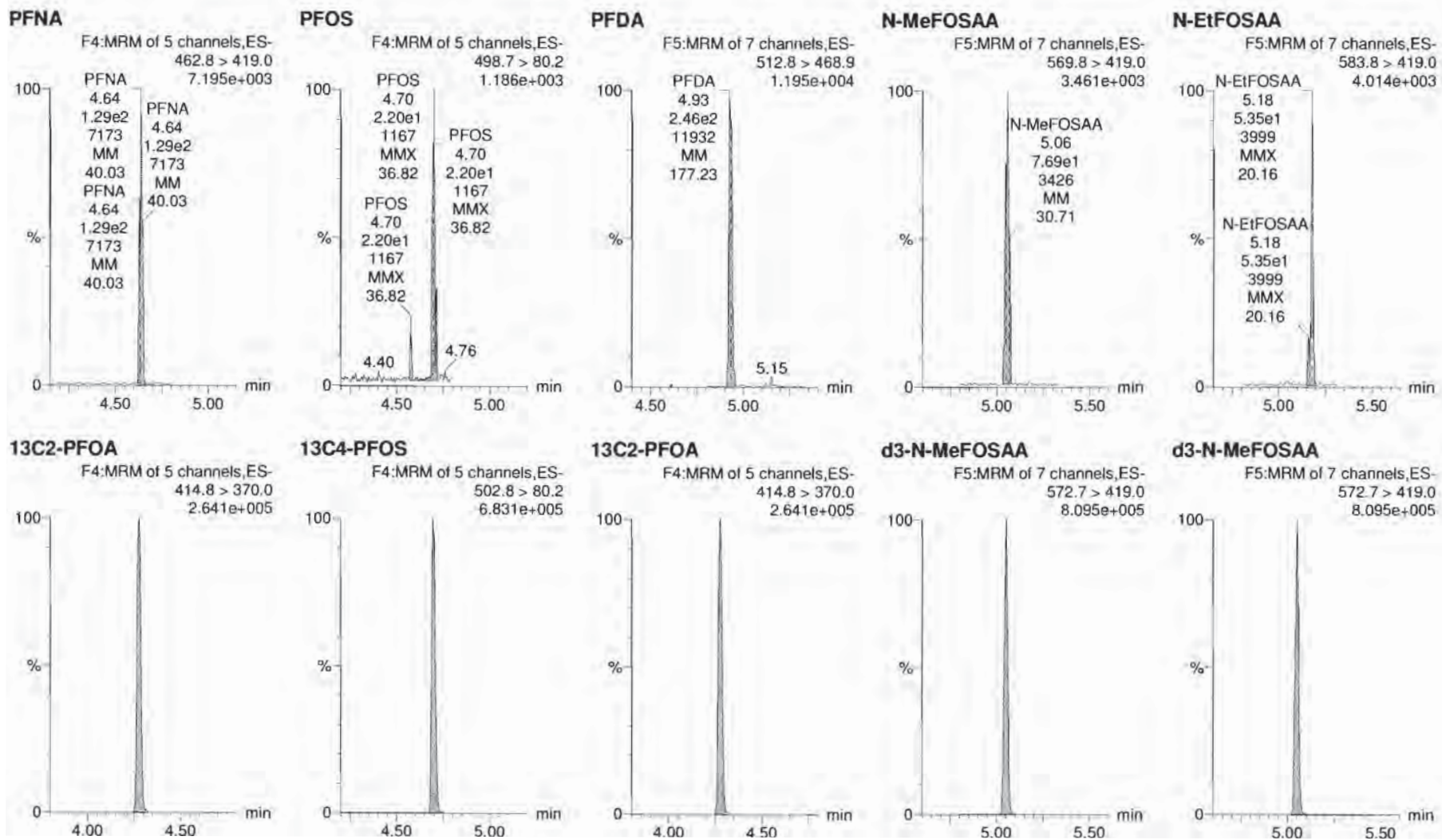




Dataset: X:\G1.PRO\Results\2018\180926G2\180926G2-CRV.qld

Last Altered: Wednesday, September 26, 2018 16:49:19 Pacific Daylight Time  
Printed: Wednesday, September 26, 2018 16:50:41 Pacific Daylight Time

Name: 180926G2\_2, Date: 26-Sep-2018, Time: 12:16:13, ID: ST180926G2-1 PFC CS-4 537 18I2601, Description: PFC CS-4 537 18I2601

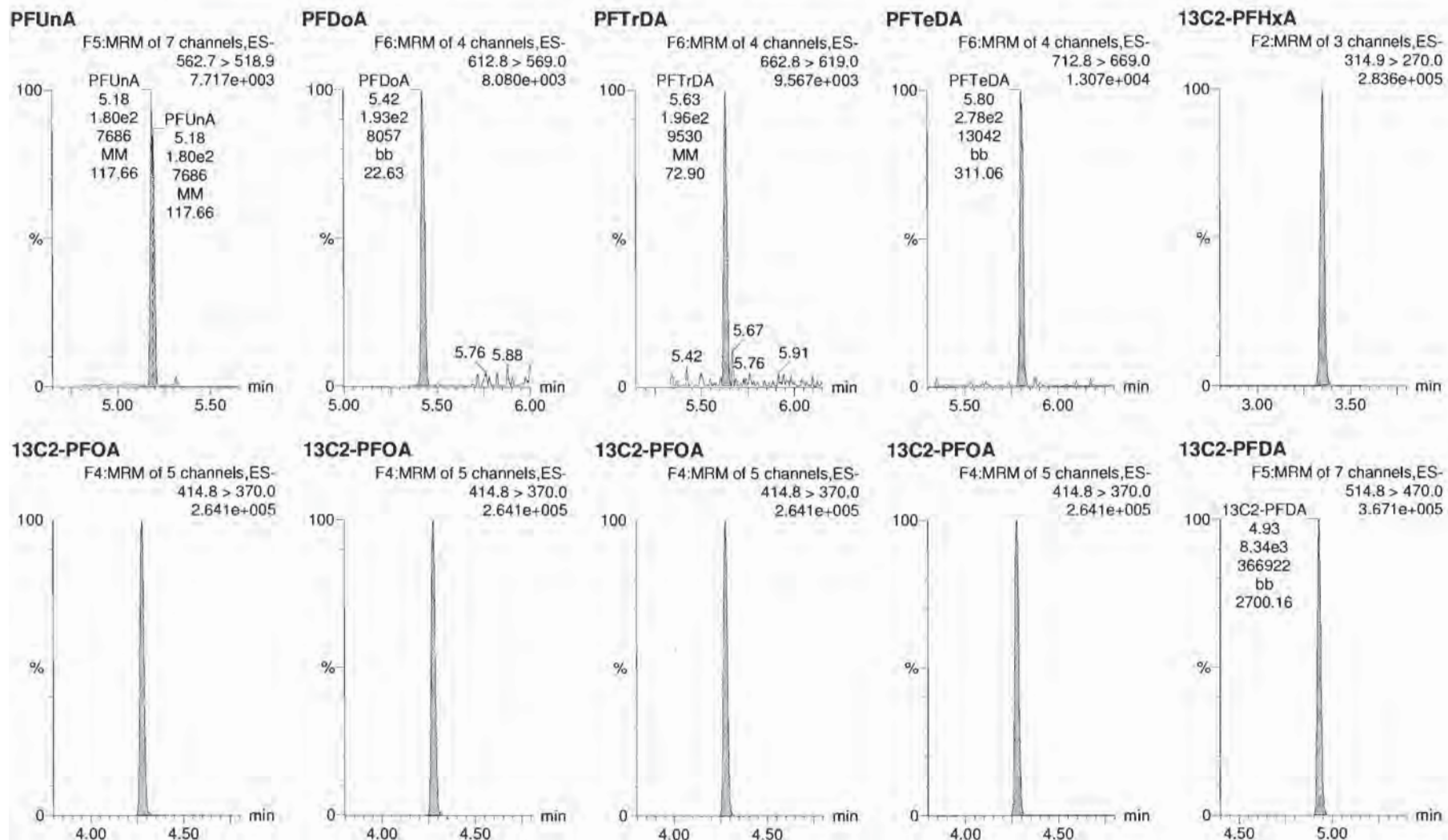


Dataset: X:\G1.PRO\Results\2018\180926G2\180926G2-CRV.qld

Last Altered: Wednesday, September 26, 2018 16:49:19 Pacific Daylight Time

Printed: Wednesday, September 26, 2018 16:50:41 Pacific Daylight Time

Name: 180926G2\_2, Date: 26-Sep-2018, Time: 12:16:13, ID: ST180926G2-1 PFC CS-4 537 18I2601, Description: PFC CS-4 537 18I2601




Dataset: X:\G1.PRO\Results\2018\180926G2\180926G2-CRV.qld

Last Altered: Wednesday, September 26, 2018 16:49:19 Pacific Daylight Time

Printed: Wednesday, September 26, 2018 16:50:41 Pacific Daylight Time

Name: 180926G2\_2, Date: 26-Sep-2018, Time: 12:16:13, ID: ST180926G2-1 PFC CS-4 537 18I2601, Description: PFC CS-4 537 18I2601

**d5-N-EtFOSAA**




Dataset: X:\G1.PRO\Results\2018\180926G2\180926G2-CRV.qld

Last Altered: Wednesday, September 26, 2018 16:49:19 Pacific Daylight Time

Printed: Wednesday, September 26, 2018 16:50:41 Pacific Daylight Time

Name: 180926G2\_3, Date: 26-Sep-2018, Time: 12:29:07, ID: ST180926G2-2 PFC CS-3 537 18I2602, Description: PFC CS-3 537 18I2602

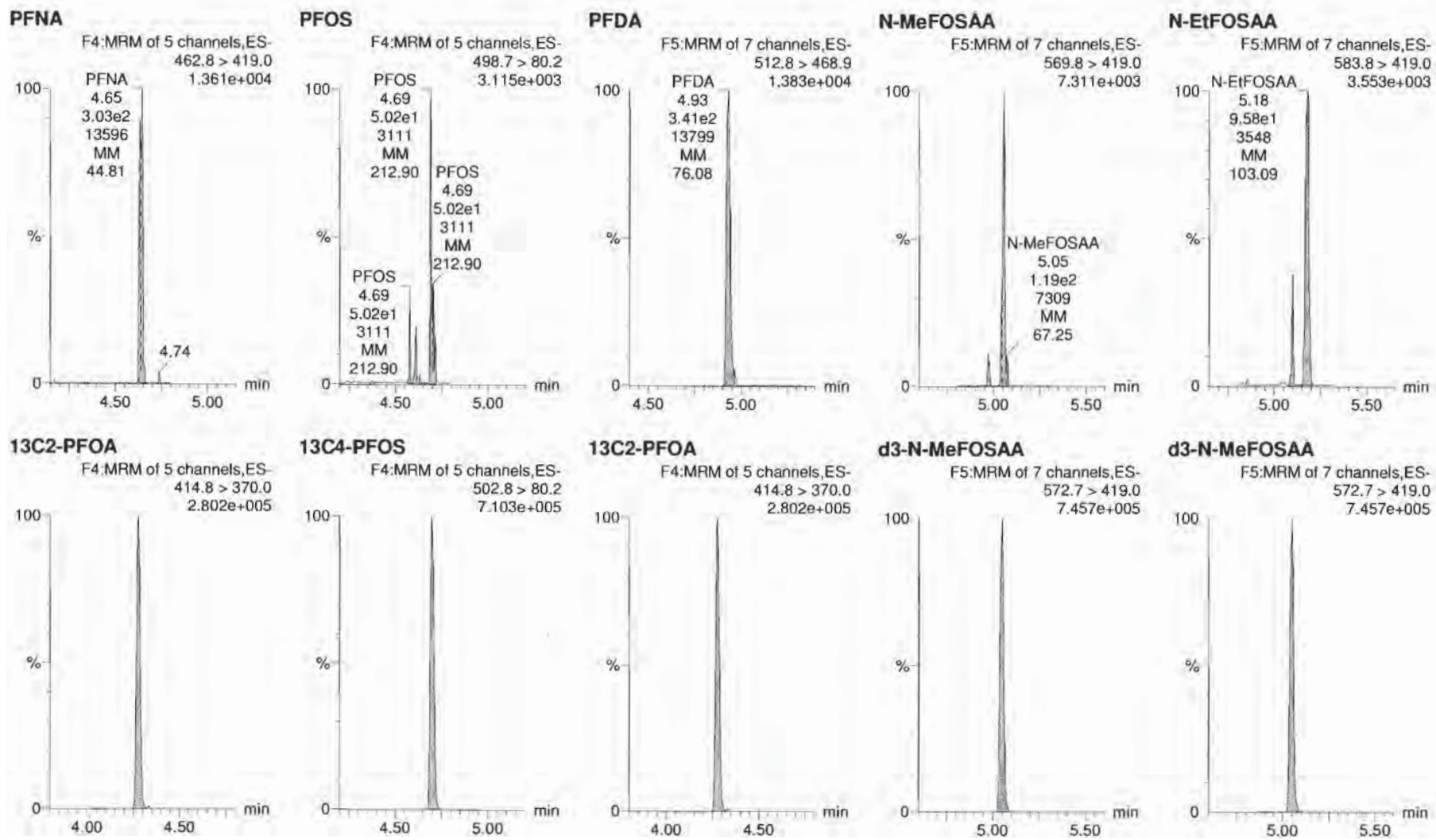


Dataset: X:\G1.PRO\Results\2018\180926G2\180926G2-CRV.qld

Last Altered: Wednesday, September 26, 2018 16:49:19 Pacific Daylight Time

Printed: Wednesday, September 26, 2018 16:50:41 Pacific Daylight Time

Name: 180926G2\_3, Date: 26-Sep-2018, Time: 12:29:07, ID: ST180926G2-2 PFC CS-3 537 18I2602, Description: PFC CS-3 537 18I2602

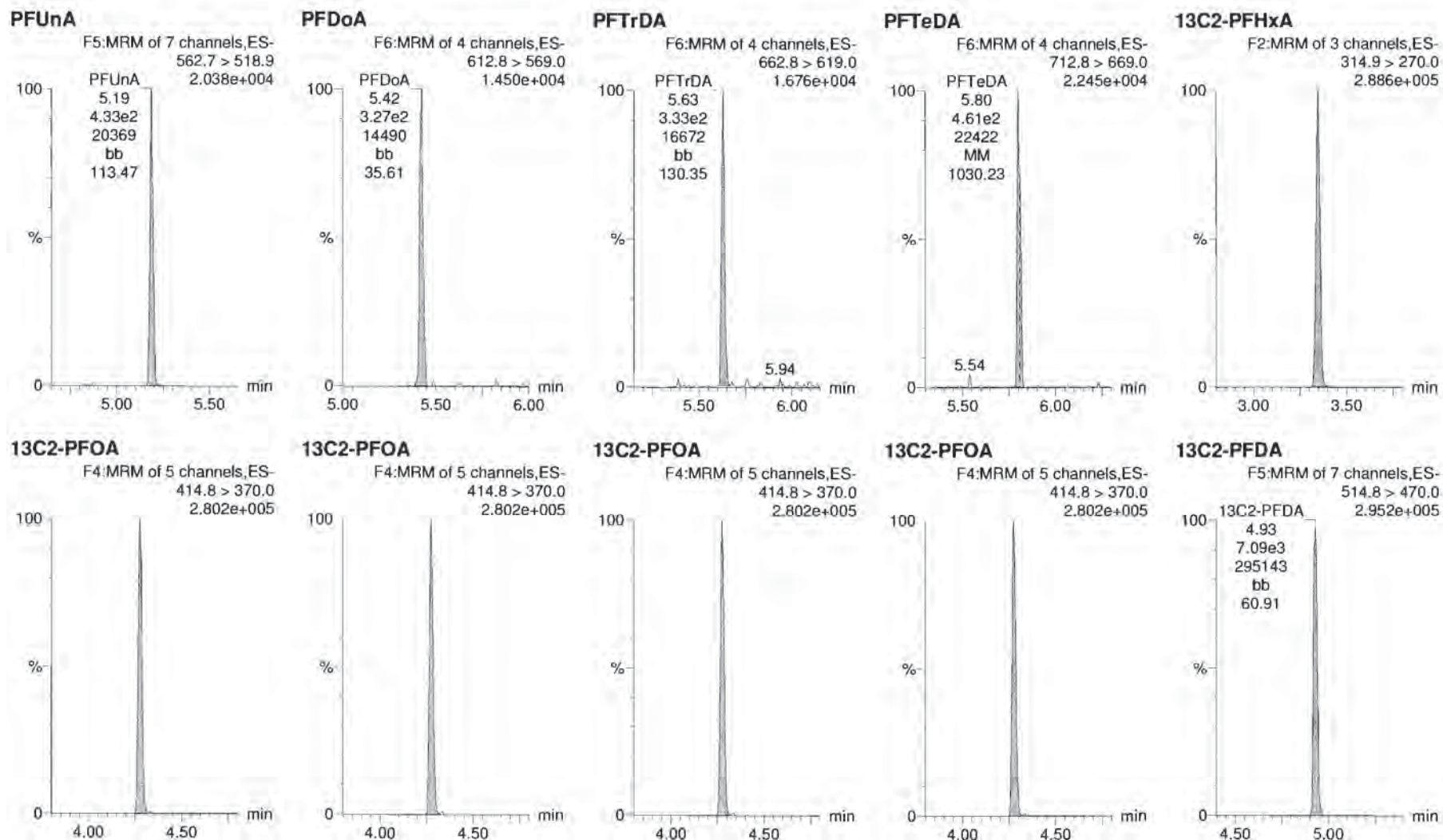


Dataset: X:\G1.PRO\Results\2018\180926G2\180926G2-CRV.qld

Last Altered: Wednesday, September 26, 2018 16:49:19 Pacific Daylight Time

Printed: Wednesday, September 26, 2018 16:50:41 Pacific Daylight Time

Name: 180926G2\_3, Date: 26-Sep-2018, Time: 12:29:07, ID: ST180926G2-2 PFC CS-3 537 18I2602, Description: PFC CS-3 537 18I2602




Dataset: X:\G1.PRO\Results\2018\180926G2\180926G2-CRV.qld

Last Altered: Wednesday, September 26, 2018 16:49:19 Pacific Daylight Time

Printed: Wednesday, September 26, 2018 16:50:41 Pacific Daylight Time

Name: 180926G2\_3, Date: 26-Sep-2018, Time: 12:29:07, ID: ST180926G2-2 PFC CS-3 537 18I2602, Description: PFC CS-3 537 18I2602

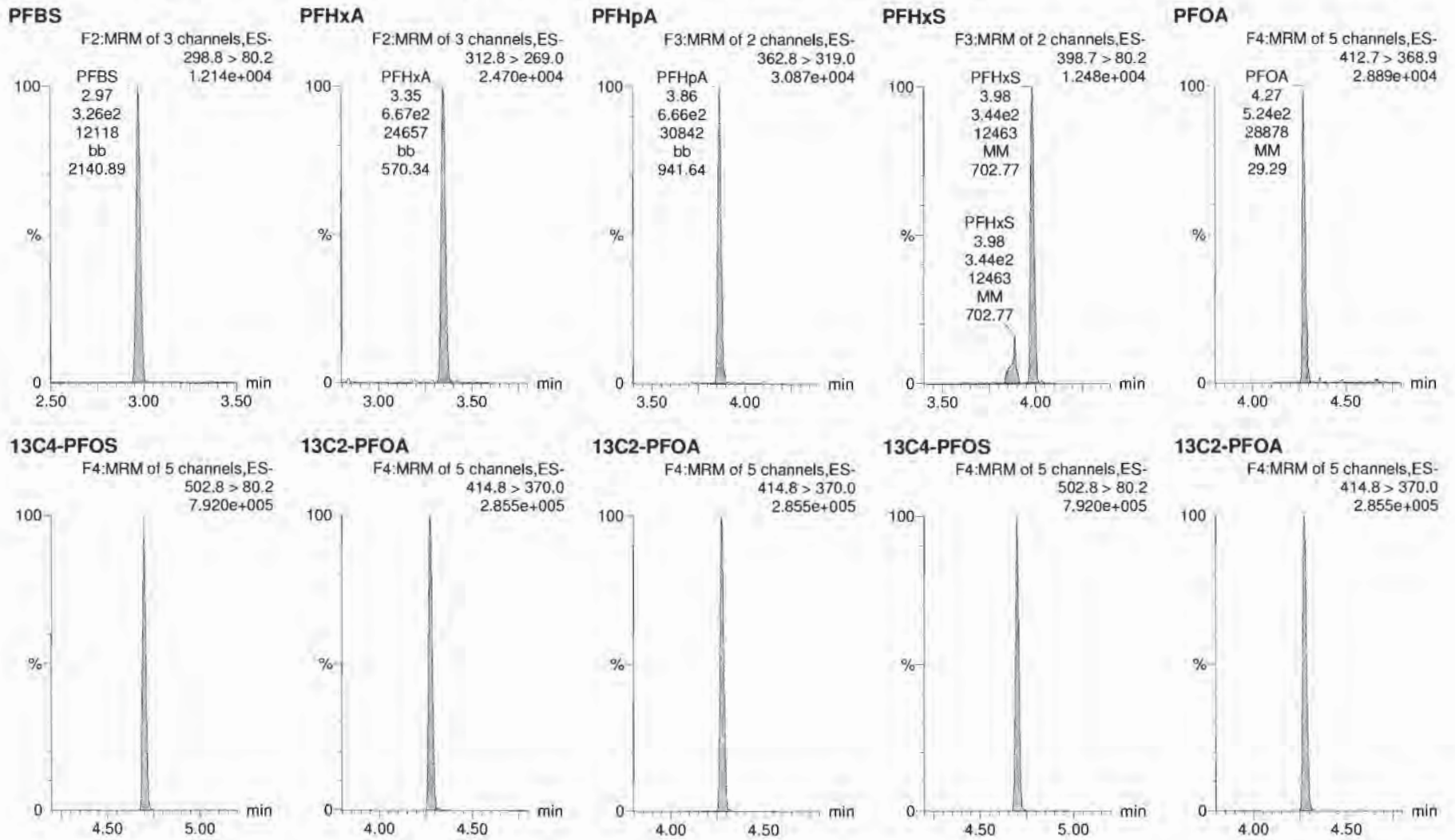
**d5-N-EtFOSAA**



Dataset: X:\G1.PRO\Results\2018\180926G2\180926G2-CRV.qld

Last Altered: Wednesday, September 26, 2018 16:49:19 Pacific Daylight Time  
Printed: Wednesday, September 26, 2018 16:50:41 Pacific Daylight Time

Name: 180926G2\_4, Date: 26-Sep-2018, Time: 12:42:05, ID: ST180926G2-3 PFC CS-2 537 18I2603, Description: PFC CS-2 537 18I2603



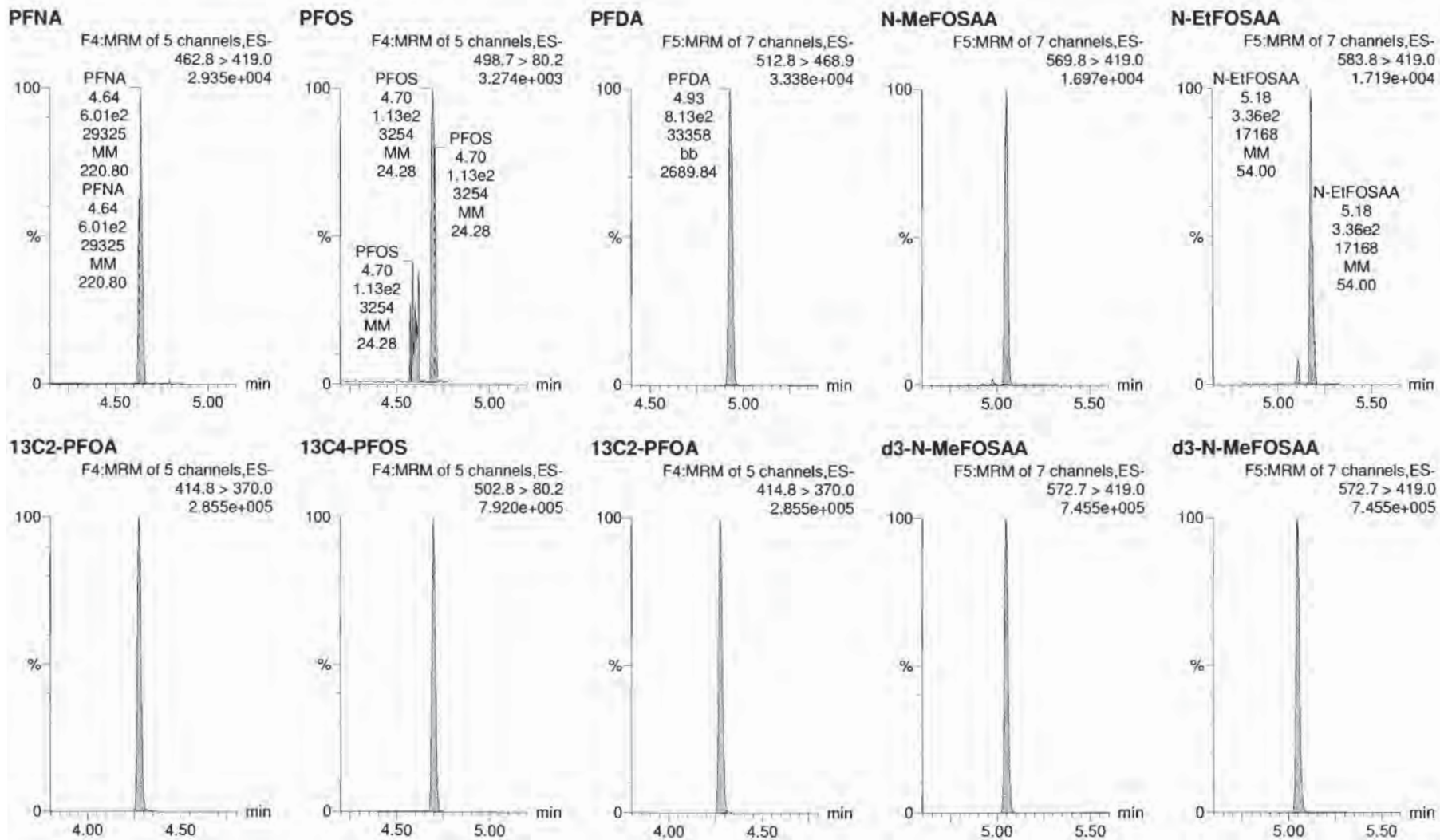


Dataset: X:\G1.PRO\Results\2018\180926G2\180926G2-CRV.qld

Last Altered: Wednesday, September 26, 2018 16:49:19 Pacific Daylight Time

Printed: Wednesday, September 26, 2018 16:50:41 Pacific Daylight Time

Name: 180926G2\_4, Date: 26-Sep-2018, Time: 12:42:05, ID: ST180926G2-3 PFC CS-2 537 1812603, Description: PFC CS-2 537 1812603

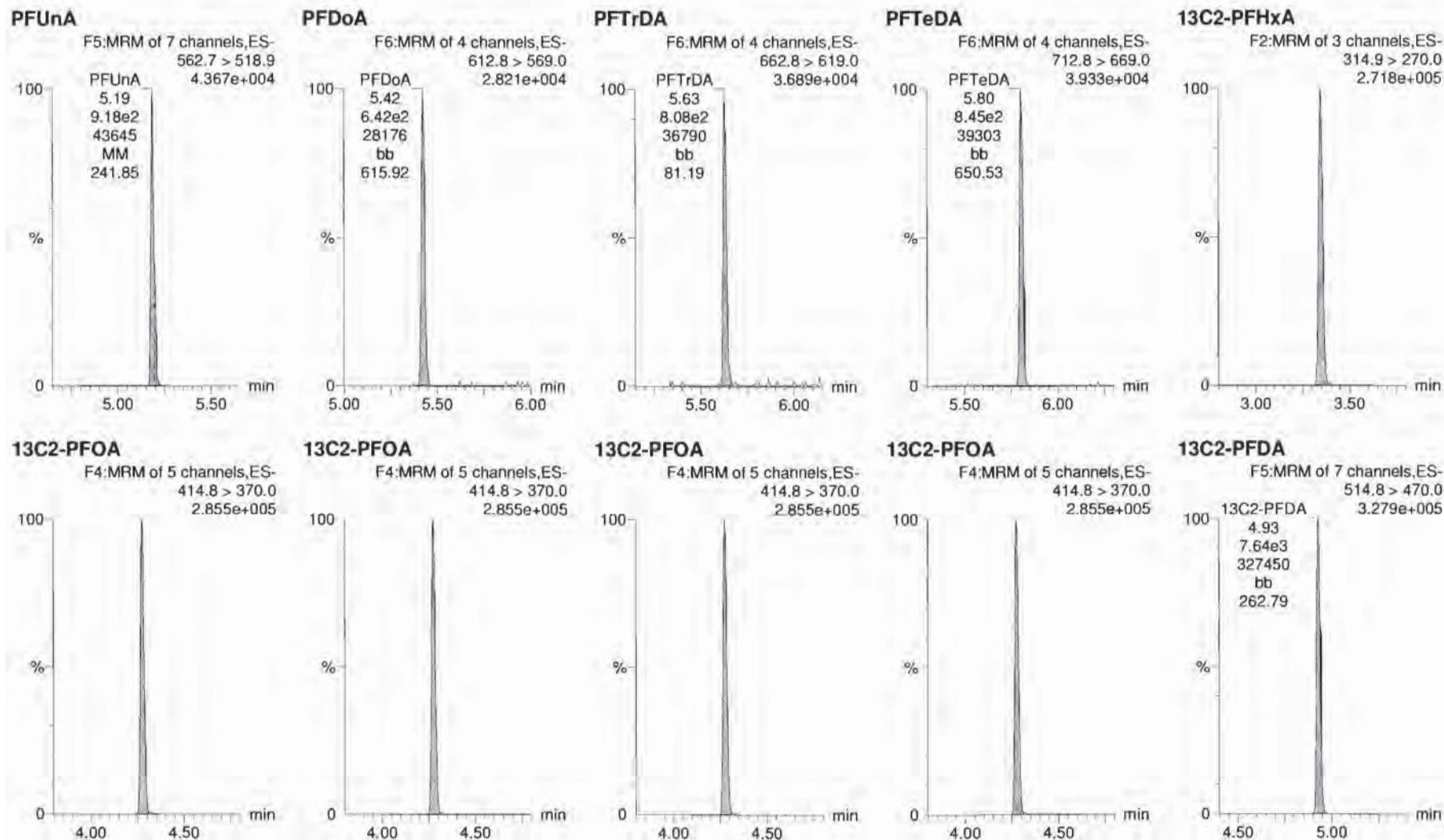


Dataset: X:\G1.PRO\Results\2018\180926G2\180926G2-CRV.qld

Last Altered: Wednesday, September 26, 2018 16:49:19 Pacific Daylight Time

Printed: Wednesday, September 26, 2018 16:50:41 Pacific Daylight Time

Name: 180926G2\_4, Date: 26-Sep-2018, Time: 12:42:05, ID: ST180926G2-3 PFC CS-2 537 18I2603, Description: PFC CS-2 537 18I2603




Dataset: X:\G1.PRO\Results\2018\180926G2\180926G2-CRV.qld

Last Altered: Wednesday, September 26, 2018 16:49:19 Pacific Daylight Time

Printed: Wednesday, September 26, 2018 16:50:41 Pacific Daylight Time

Name: 180926G2\_4, Date: 26-Sep-2018, Time: 12:42:05, ID: ST180926G2-3 PFC CS-2 537 18I2603, Description: PFC CS-2 537 18I2603


d5-N-EtFOSAA



Dataset: X:\G1.PRO\Results\2018\180926G2\180926G2-CRV.qld

Last Altered: Wednesday, September 26, 2018 16:49:19 Pacific Daylight Time  
Printed: Wednesday, September 26, 2018 16:50:41 Pacific Daylight Time

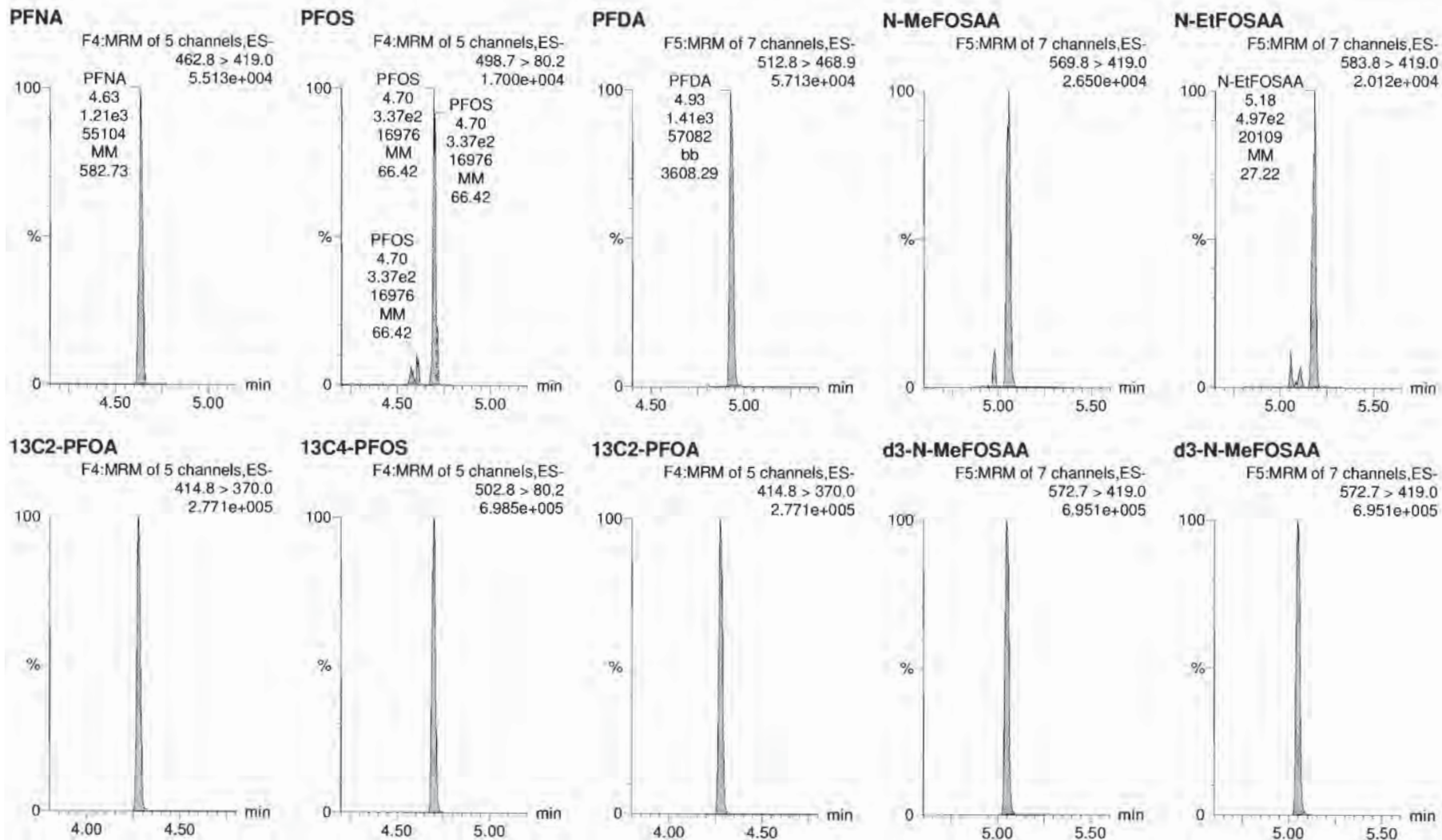
Name: 180926G2\_5, Date: 26-Sep-2018, Time: 12:55:02, ID: ST180926G2-4 PFC CS-1 537 18I2604, Description: PFC CS-1 537 18I2604



Dataset: X:\G1.PRO\Results\2018\180926G2\180926G2-CRV.qld

Last Altered: Wednesday, September 26, 2018 16:49:19 Pacific Daylight Time  
Printed: Wednesday, September 26, 2018 16:50:41 Pacific Daylight Time

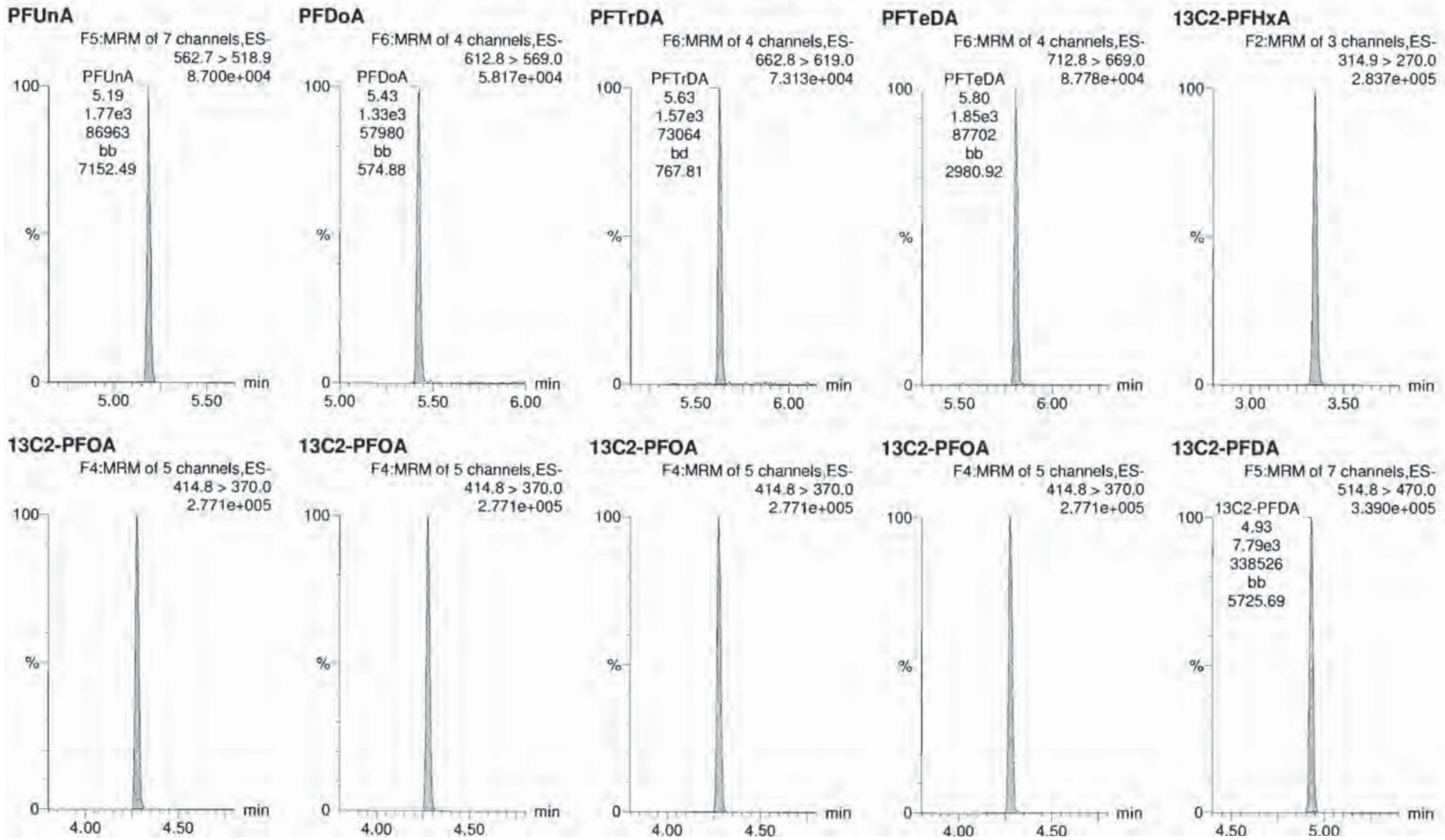
Name: 180926G2\_5, Date: 26-Sep-2018, Time: 12:55:02, ID: ST180926G2-4 PFC CS-1 537 18I2604, Description: PFC CS-1 537 18I2604



Dataset: X:\G1.PRO\Results\2018\180926G2\180926G2-CRV.qld

Last Altered: Wednesday, September 26, 2018 16:49:19 Pacific Daylight Time  
Printed: Wednesday, September 26, 2018 16:50:41 Pacific Daylight Time

Name: 180926G2\_5, Date: 26-Sep-2018, Time: 12:55:02, ID: ST180926G2-4 PFC CS-1 537 18I2604, Description: PFC CS-1 537 18I2604




Dataset: X:\G1.PRO\Results\2018\180926G2\180926G2-CRV.qld

Last Altered: Wednesday, September 26, 2018 16:49:19 Pacific Daylight Time

Printed: Wednesday, September 26, 2018 16:50:41 Pacific Daylight Time

Name: 180926G2\_5, Date: 26-Sep-2018, Time: 12:55:02, ID: ST180926G2-4 PFC CS-1 537 18I2604, Description: PFC CS-1 537 18I2604

d5-N-EtFOSAA

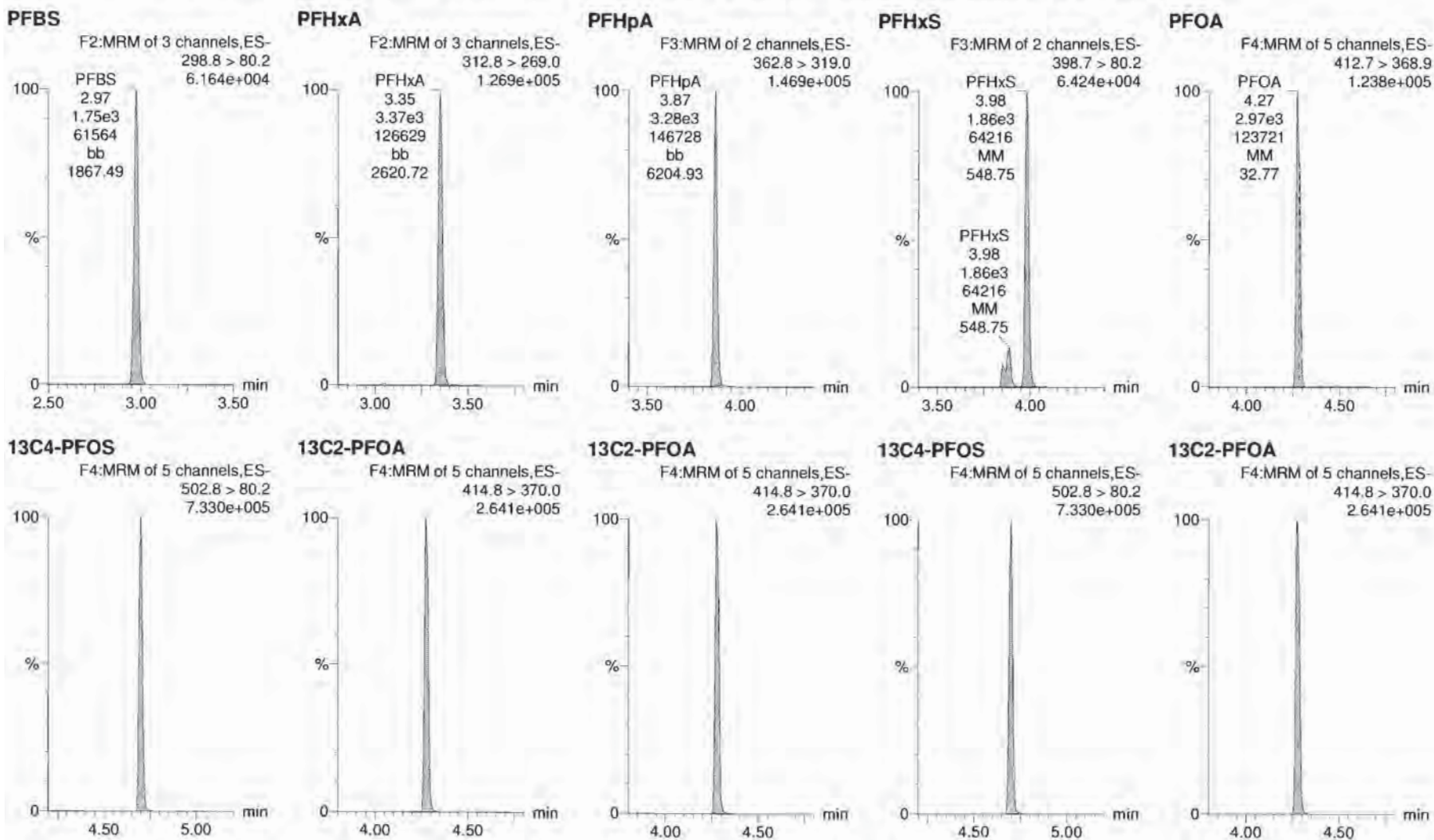


Dataset: X:\G1.PRO\Results\2018\180926G2\180926G2-CRV.qld

Last Altered: Wednesday, September 26, 2018 16:49:19 Pacific Daylight Time

Printed: Wednesday, September 26, 2018 16:50:41 Pacific Daylight Time

Name: 180926G2\_6, Date: 26-Sep-2018, Time: 13:08:00, ID: ST180926G2-5 PFC CS0 537 18I2605, Description: PFC CS0 537 18I2605



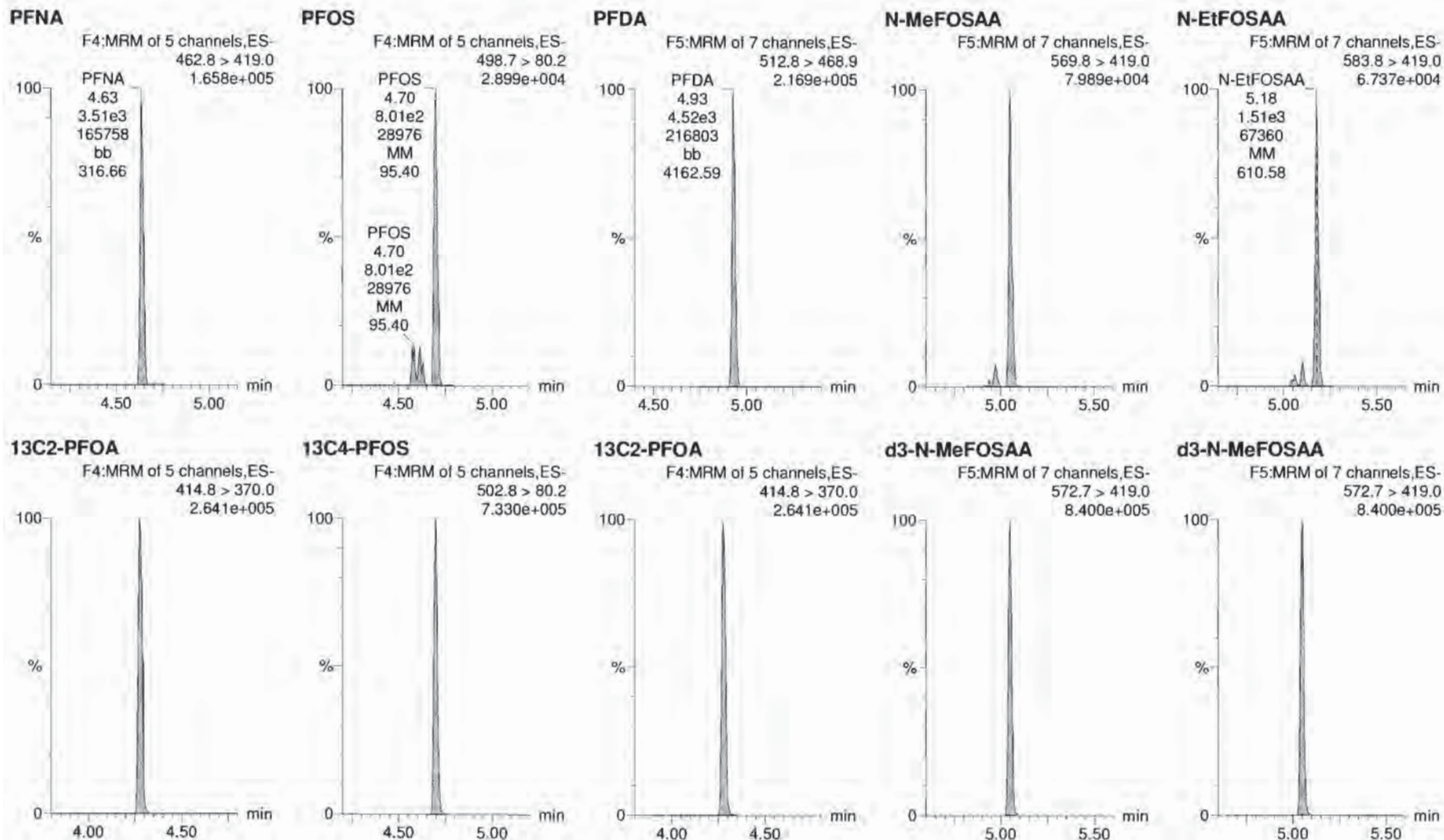


Dataset: X:\G1.PRO\Results\2018\180926G2\180926G2-CRV.qld

Last Altered: Wednesday, September 26, 2018 16:49:19 Pacific Daylight Time

Printed: Wednesday, September 26, 2018 16:50:41 Pacific Daylight Time

Name: 180926G2\_6, Date: 26-Sep-2018, Time: 13:08:00, ID: ST180926G2-5 PFC CS0 537 18I2605, Description: PFC CS0 537 18I2605

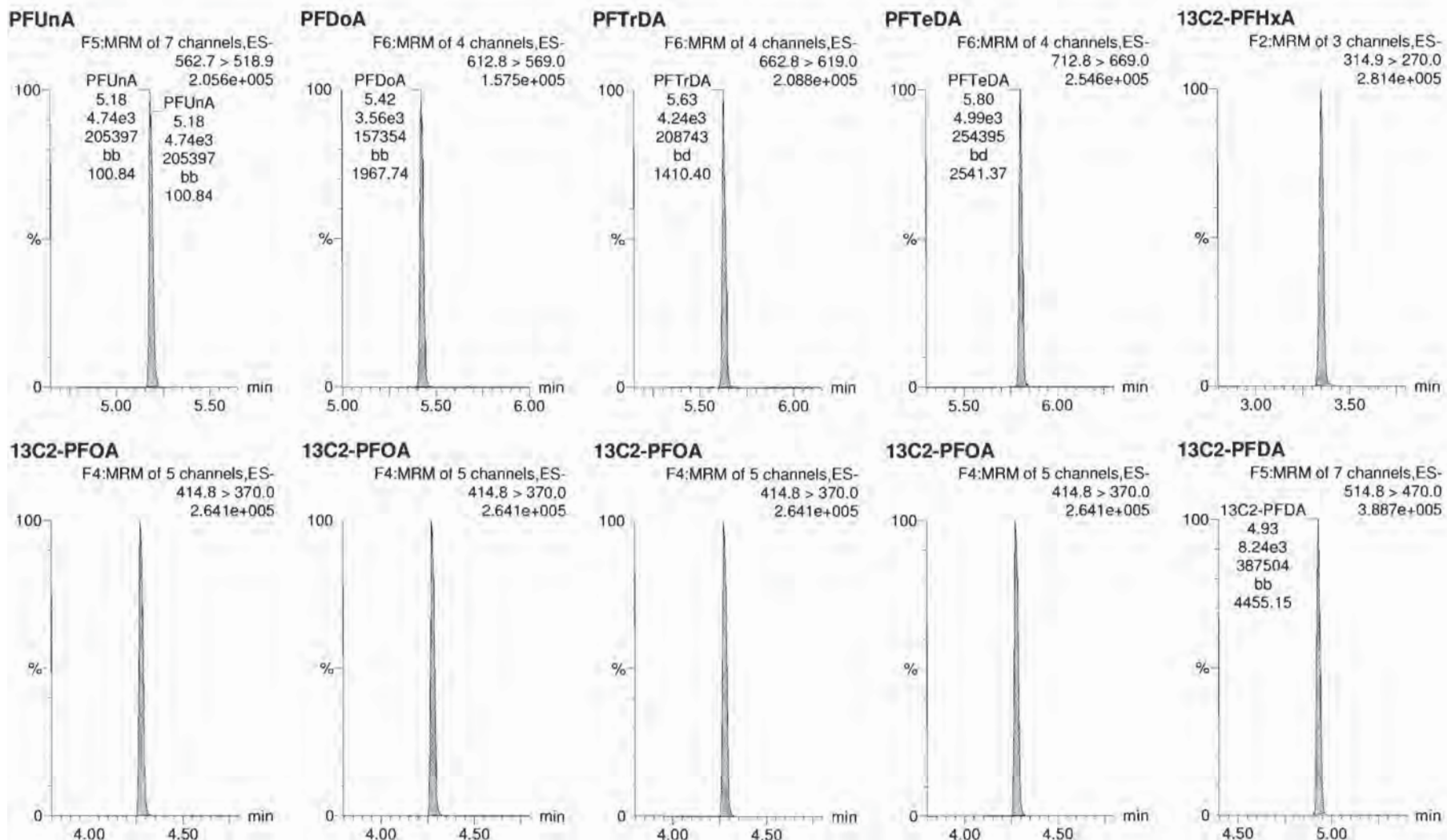


Dataset: X:\G1.PRO\Results\2018\180926G2\180926G2-CRV.qld

Last Altered: Wednesday, September 26, 2018 16:49:19 Pacific Daylight Time

Printed: Wednesday, September 26, 2018 16:50:41 Pacific Daylight Time

Name: 180926G2\_6, Date: 26-Sep-2018, Time: 13:08:00, ID: ST180926G2-5 PFC CS0 537 18I2605, Description: PFC CS0 537 18I2605




Dataset: X:\G1.PRO\Results\2018\180926G2\180926G2-CRV.qld

Last Altered: Wednesday, September 26, 2018 16:49:19 Pacific Daylight Time

Printed: Wednesday, September 26, 2018 16:50:41 Pacific Daylight Time

Name: 180926G2\_6, Date: 26-Sep-2018, Time: 13:08:00, ID: ST180926G2-5 PFC CS0 537 18I2605, Description: PFC CS0 537 18I2605

**d5-N-EtFOSAA**




Dataset: X:\G1.PRO\Results\2018\180926G2\180926G2-CRV.qld

Last Altered: Wednesday, September 26, 2018 16:49:19 Pacific Daylight Time


Printed: Wednesday, September 26, 2018 16:50:41 Pacific Daylight Time

Name: 180926G2\_7, Date: 26-Sep-2018, Time: 13:20:56, ID: ST180926G2-6 PFC CS1 537 18I2606, Description: PFC CS1 537 18I2606


**PFBS**




**PFHxA**




**PFHpA**




**PFHxS**




**PFOA**




**13C4-PFOS**




**13C2-PFOA**




**13C2-PFOA**



**13C4-PFOS**



**13C2-PFOA**

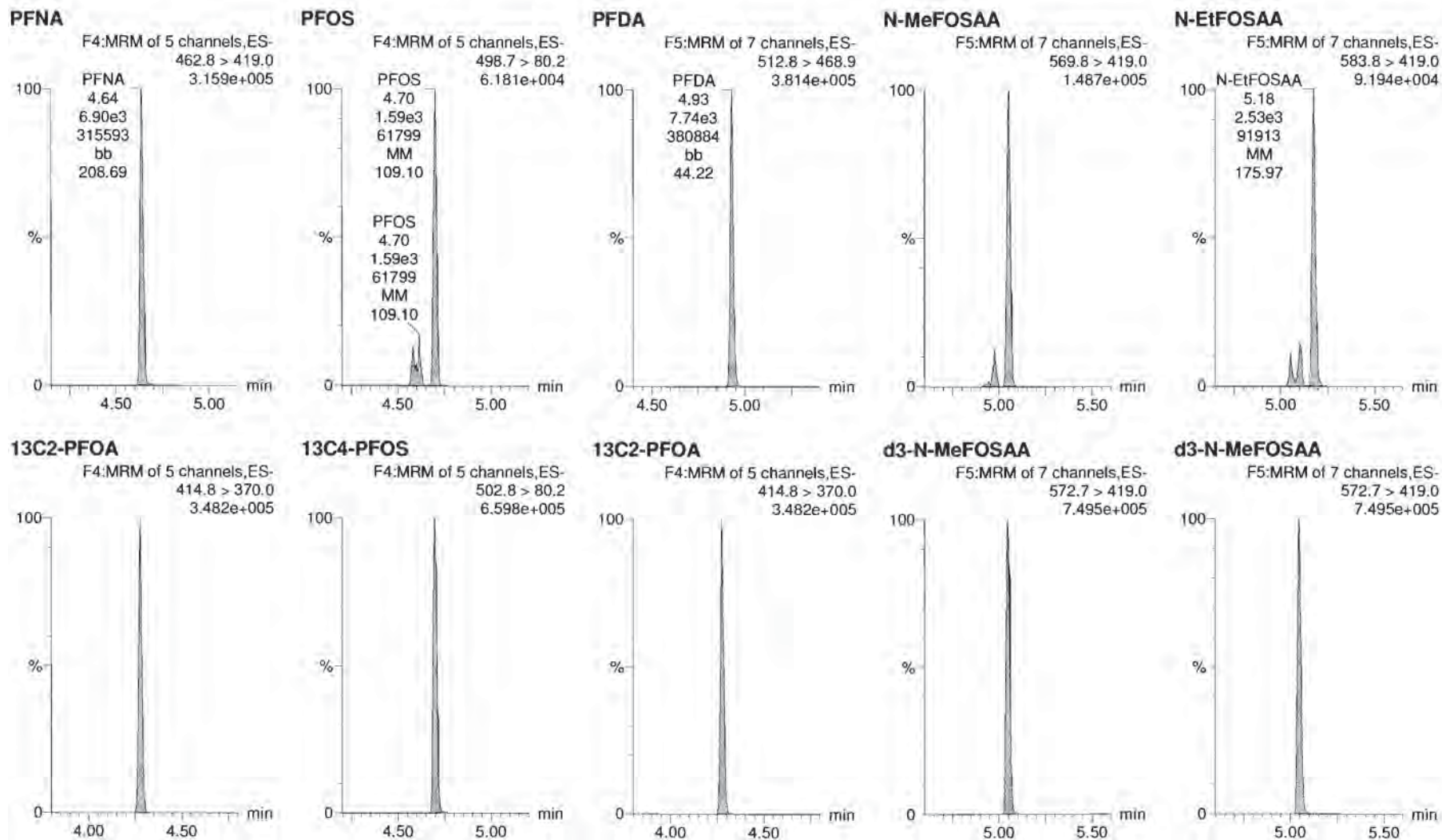


Dataset: X:\G1.PRO\Results\2018\180926G2\180926G2-CRV.qld

Last Altered: Wednesday, September 26, 2018 16:49:19 Pacific Daylight Time

Printed: Wednesday, September 26, 2018 16:50:41 Pacific Daylight Time

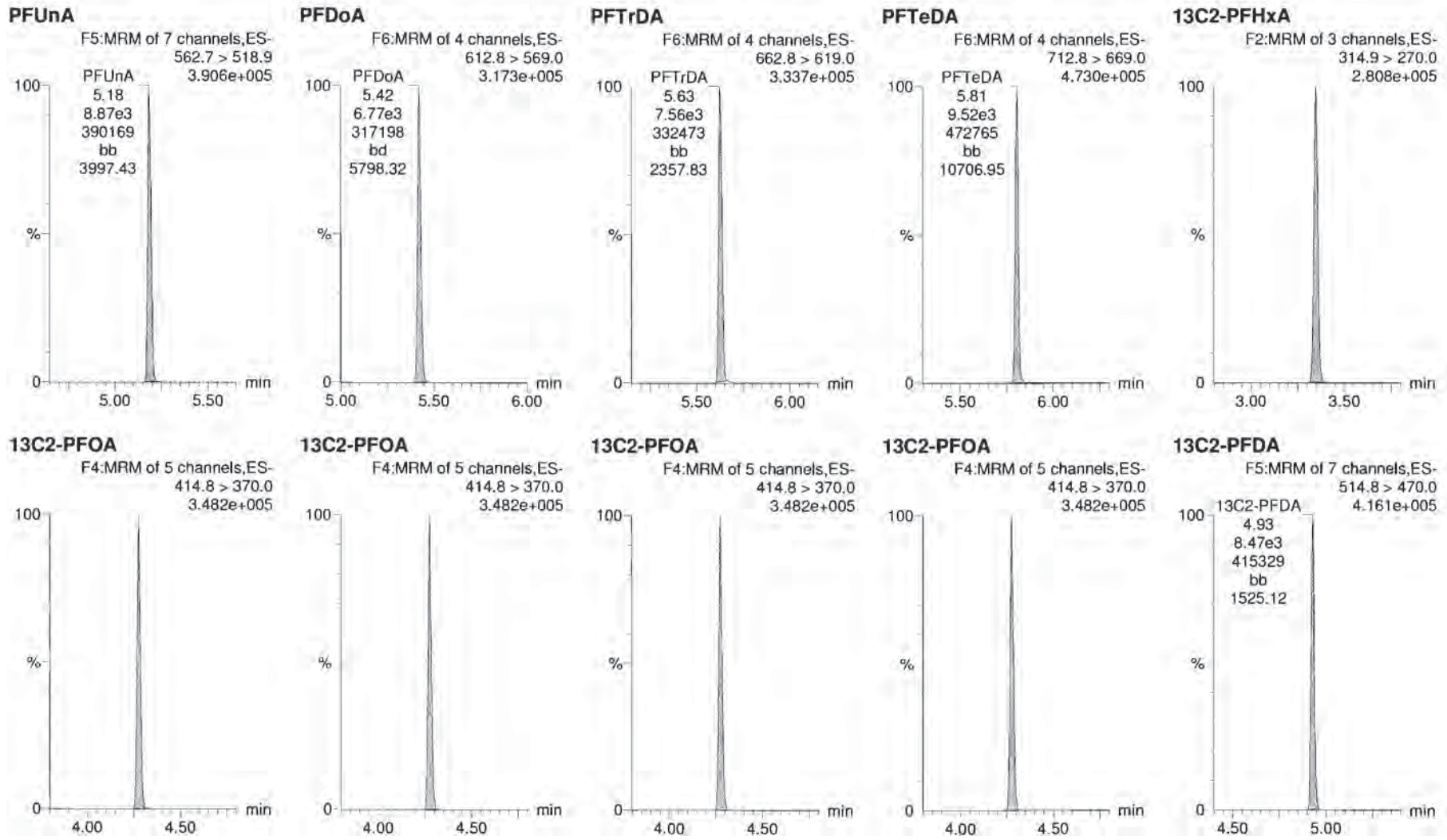
Name: 180926G2\_7, Date: 26-Sep-2018, Time: 13:20:56, ID: ST180926G2-6 PFC CS1 537 18I2606, Description: PFC CS1 537 18I2606



Dataset: X:\G1.PRO\Results\2018\180926G2\180926G2-CRV.qld

Last Altered: Wednesday, September 26, 2018 16:49:19 Pacific Daylight Time  
Printed: Wednesday, September 26, 2018 16:50:41 Pacific Daylight Time

Name: 180926G2\_7, Date: 26-Sep-2018, Time: 13:20:56, ID: ST180926G2-6 PFC CS1 537 18I2606, Description: PFC CS1 537 18I2606




Dataset: X:\G1.PRO\Results\2018\180926G2\180926G2-CRV.qld

Last Altered: Wednesday, September 26, 2018 16:49:19 Pacific Daylight Time

Printed: Wednesday, September 26, 2018 16:50:41 Pacific Daylight Time

Name: 180926G2\_7, Date: 26-Sep-2018, Time: 13:20:56, ID: ST180926G2-6 PFC CS1 537 18I2606, Description: PFC CS1 537 18I2606

**d5-N-EtFOSAA**




Dataset: X:\G1.PRO\Results\2018\180926G2\180926G2-CRV.qld

Last Altered: Wednesday, September 26, 2018 16:49:19 Pacific Daylight Time


Printed: Wednesday, September 26, 2018 16:50:41 Pacific Daylight Time

Name: 180926G2\_8, Date: 26-Sep-2018, Time: 13:33:54, ID: ST180926G2-7 PFC CS2 537 18I2607, Description: PFC CS2 537 18I2607


**PFBS**




**PFHxA**




**PFHpA**




**PFHxS**




**PFOA**




**13C4-PFOS**



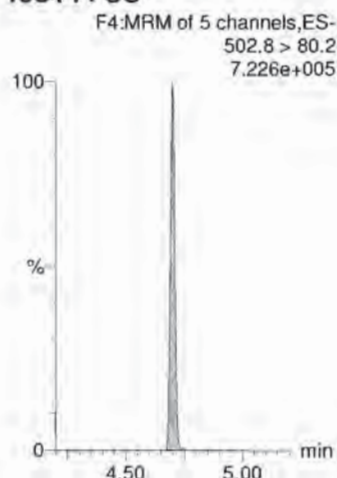
**13C2-PFOA**




**13C2-PFOA**



**13C4-PFOS**



**13C2-PFOA**



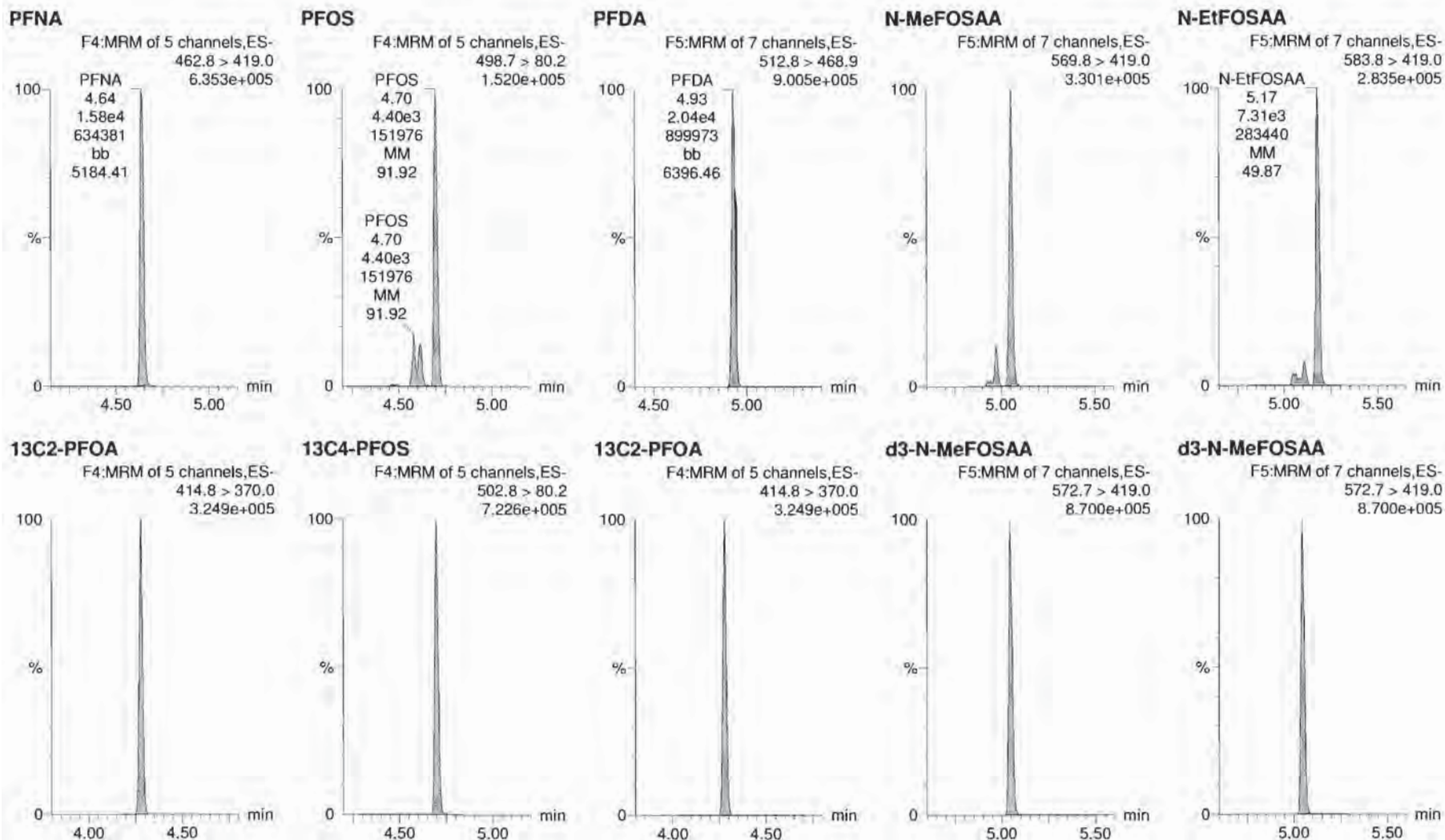


Dataset: X:\G1.PRO\Results\2018\180926G2\180926G2-CRV.qld

Last Altered: Wednesday, September 26, 2018 16:49:19 Pacific Daylight Time

Printed: Wednesday, September 26, 2018 16:50:41 Pacific Daylight Time

Name: 180926G2\_8, Date: 26-Sep-2018, Time: 13:33:54, ID: ST180926G2-7 PFC CS2 537 18I2607, Description: PFC CS2 537 18I2607

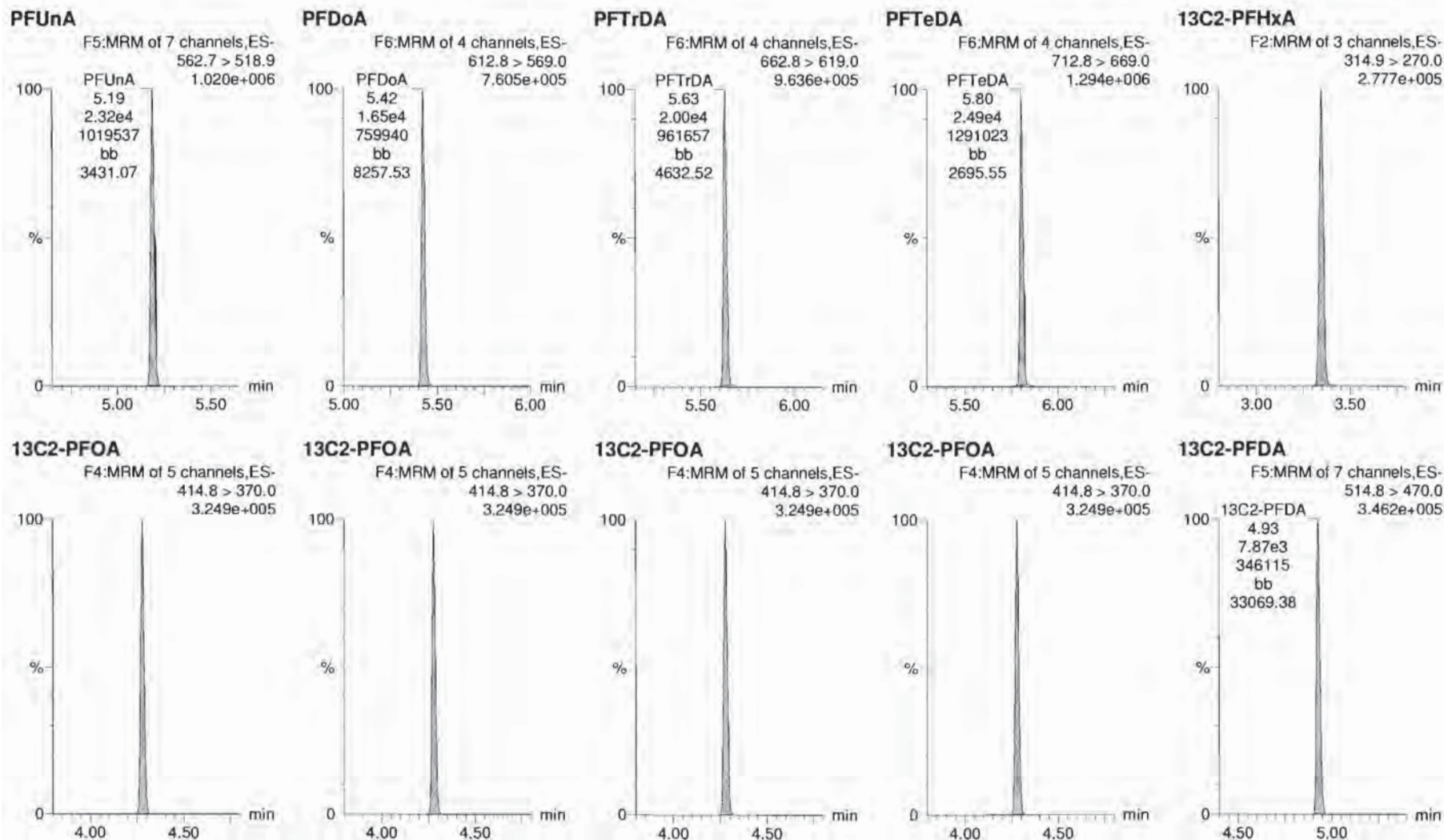


Dataset: X:\G1.PRO\Results\2018\180926G2\180926G2-CRV.qld

Last Altered: Wednesday, September 26, 2018 16:49:19 Pacific Daylight Time

Printed: Wednesday, September 26, 2018 16:50:41 Pacific Daylight Time

Name: 180926G2\_8, Date: 26-Sep-2018, Time: 13:33:54, ID: ST180926G2-7 PFC CS2 537 18I2607, Description: PFC CS2 537 18I2607




Dataset: X:\G1.PRO\Results\2018\180926G2\180926G2-CRV.qld

Last Altered: Wednesday, September 26, 2018 16:49:19 Pacific Daylight Time

Printed: Wednesday, September 26, 2018 16:50:41 Pacific Daylight Time

Name: 180926G2\_8, Date: 26-Sep-2018, Time: 13:33:54, ID: ST180926G2-7 PFC CS2 537 18I2607, Description: PFC CS2 537 18I2607

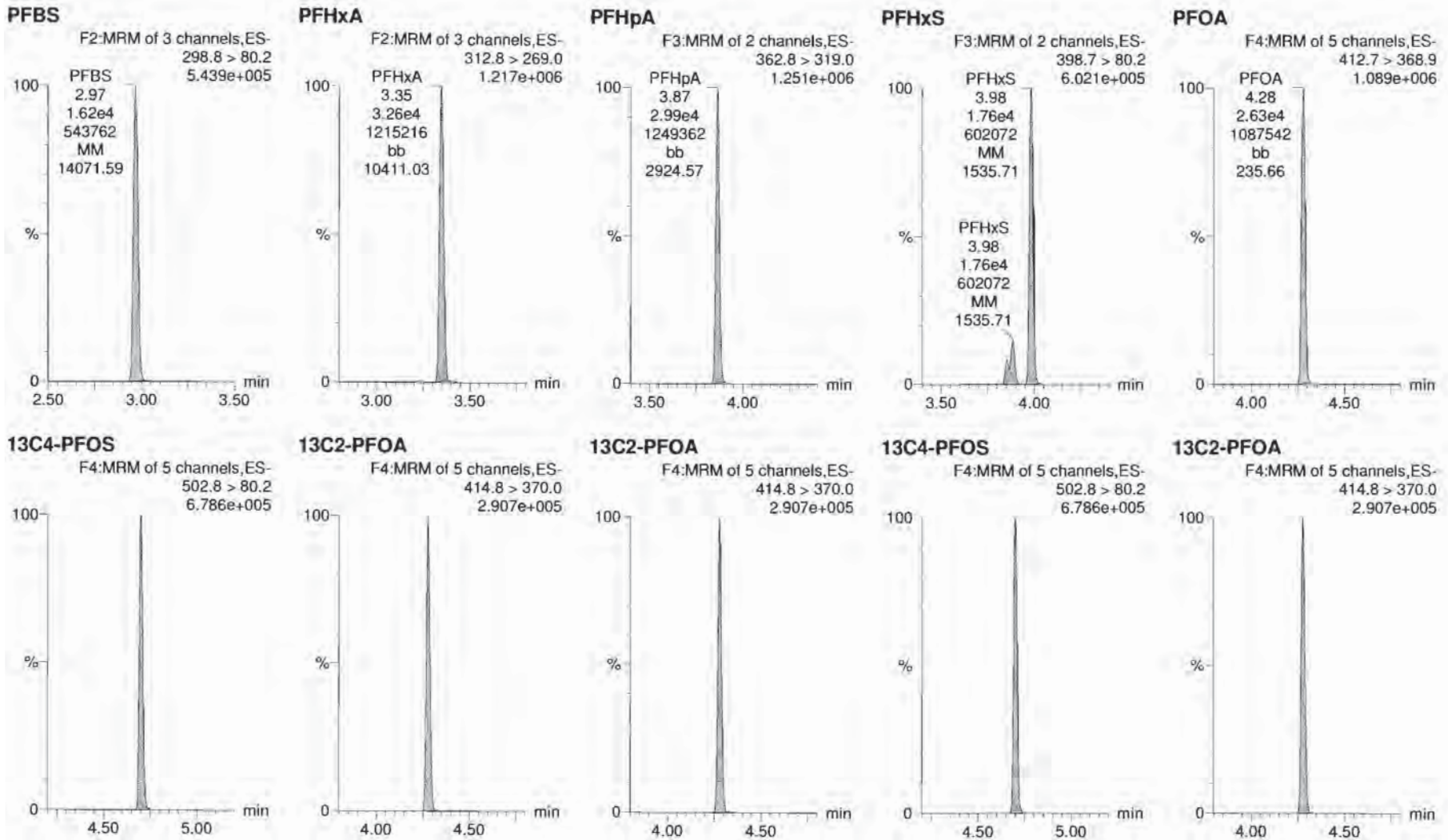
**d5-N-EtFOSAA**



Dataset: X:\G1.PRO\Results\2018\180926G2\180926G2-CRV.qld

Last Altered: Wednesday, September 26, 2018 16:49:19 Pacific Daylight Time  
Printed: Wednesday, September 26, 2018 16:50:41 Pacific Daylight Time

Name: 180926G2\_9, Date: 26-Sep-2018, Time: 13:46:52, ID: ST180926G2-8 PFC CS3 537 1812608, Description: PFC CS3 537 1812608

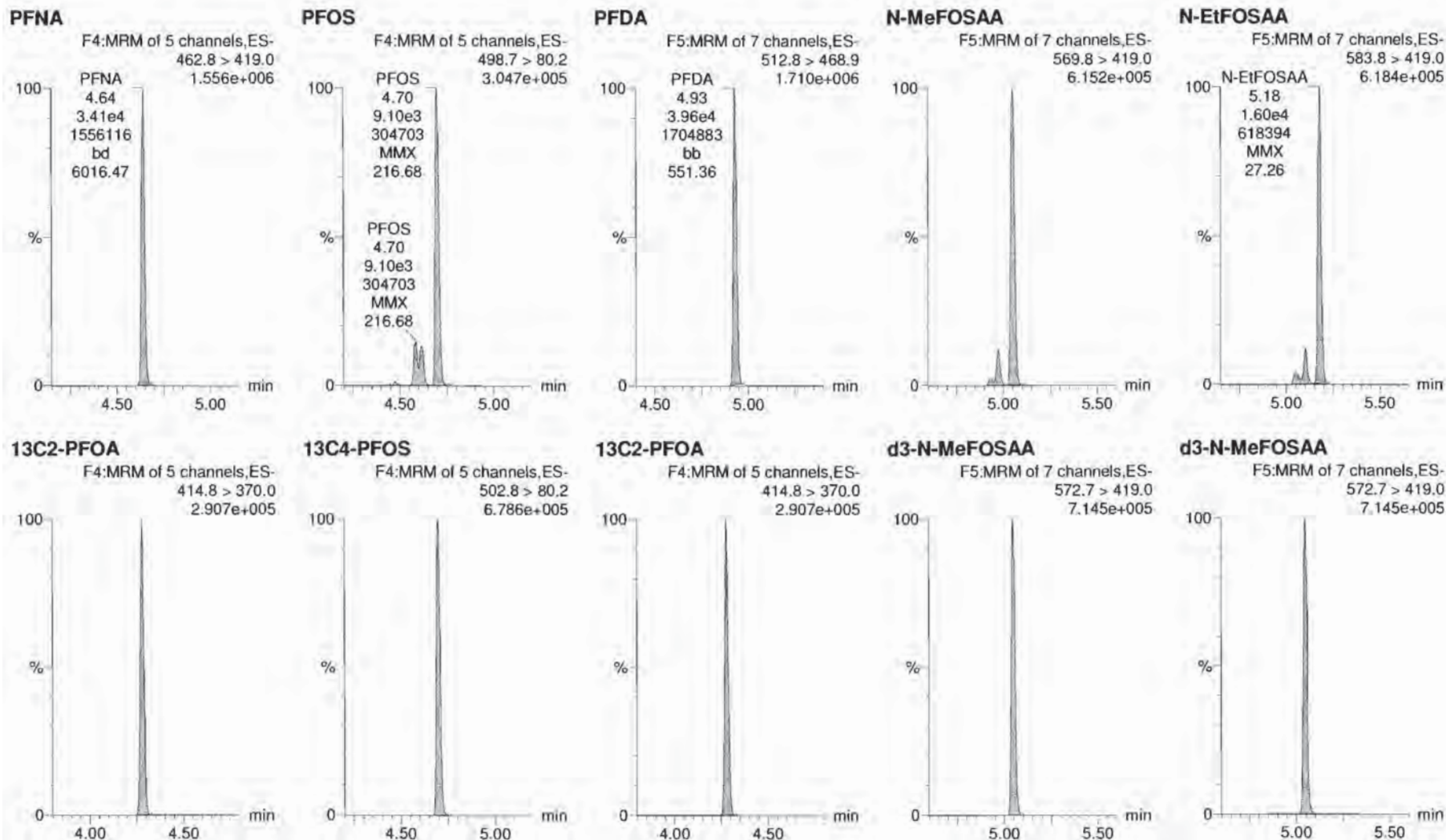


Dataset: X:\G1.PRO\Results\2018\180926G2\180926G2-CRV.qld

Last Altered: Wednesday, September 26, 2018 16:49:19 Pacific Daylight Time

Printed: Wednesday, September 26, 2018 16:50:41 Pacific Daylight Time

Name: 180926G2\_9, Date: 26-Sep-2018, Time: 13:46:52, ID: ST180926G2-8 PFC CS3 537 18I2608, Description: PFC CS3 537 18I2608

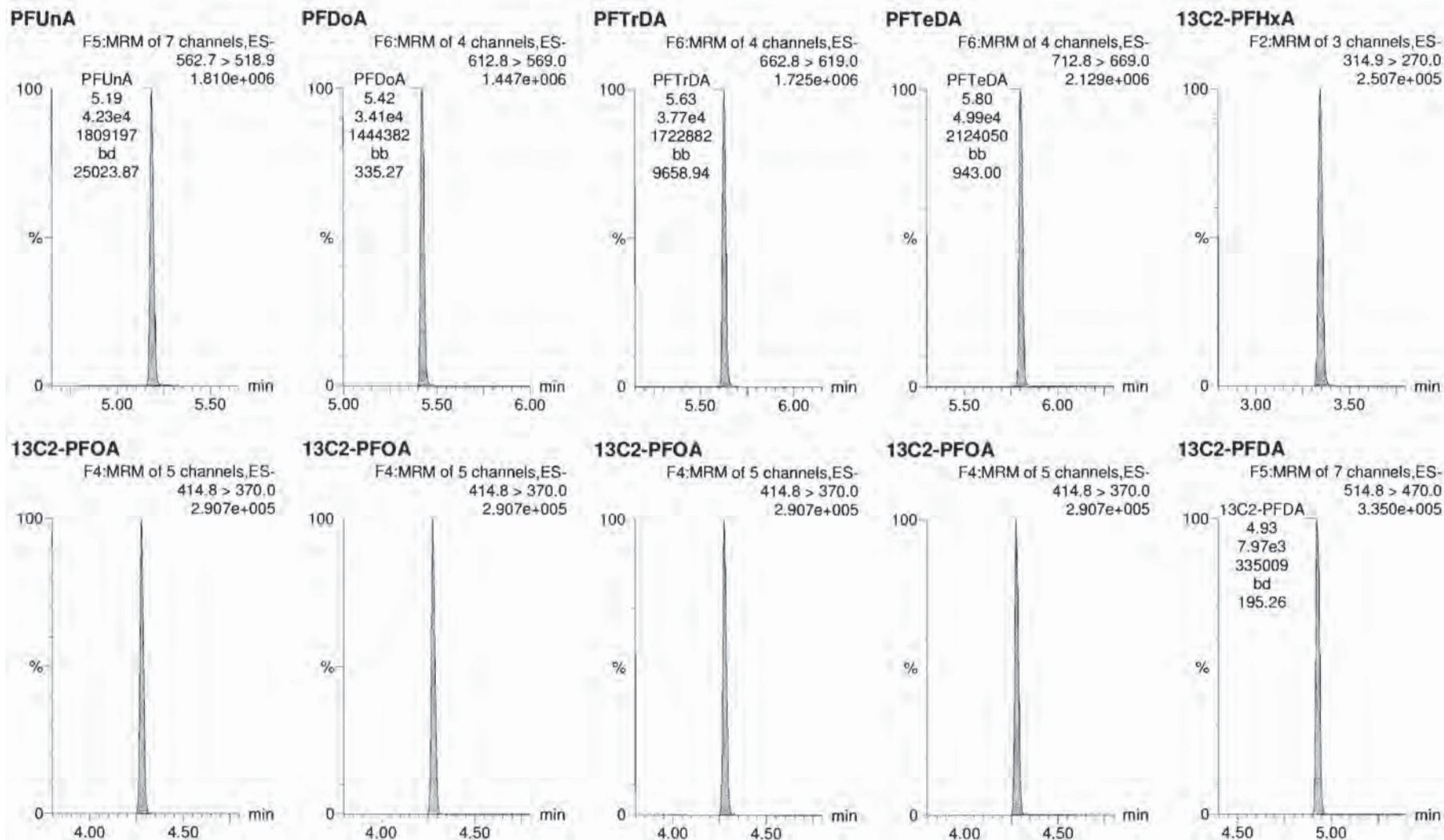


Dataset: X:\G1.PRO\Results\2018\180926G2\180926G2-CRV.qld

Last Altered: Wednesday, September 26, 2018 16:49:19 Pacific Daylight Time

Printed: Wednesday, September 26, 2018 16:50:41 Pacific Daylight Time

Name: 180926G2\_9, Date: 26-Sep-2018, Time: 13:46:52, ID: ST180926G2-8 PFC CS3 537 1812608, Description: PFC CS3 537 1812608



Dataset: X:\G1.PRO\Results\2018\180926G2\180926G2-CRV.qld

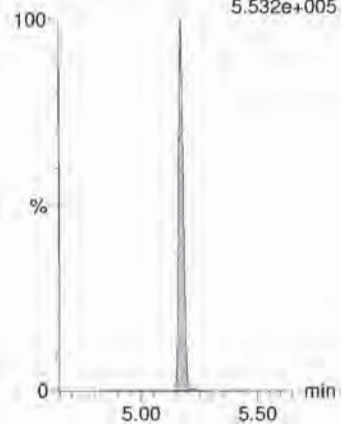
Last Altered: Wednesday, September 26, 2018 16:49:19 Pacific Daylight Time

Printed: Wednesday, September 26, 2018 16:50:41 Pacific Daylight Time

Name: 180926G2\_9, Date: 26-Sep-2018, Time: 13:46:52, ID: ST180926G2-8 PFC CS3 537 18I2608, Description: PFC CS3 537 18I2608

**d5-N-EtFOSAA**

F5:MRM of 7 channels,ES-  
588.8 > 419.0  
5.532e+005

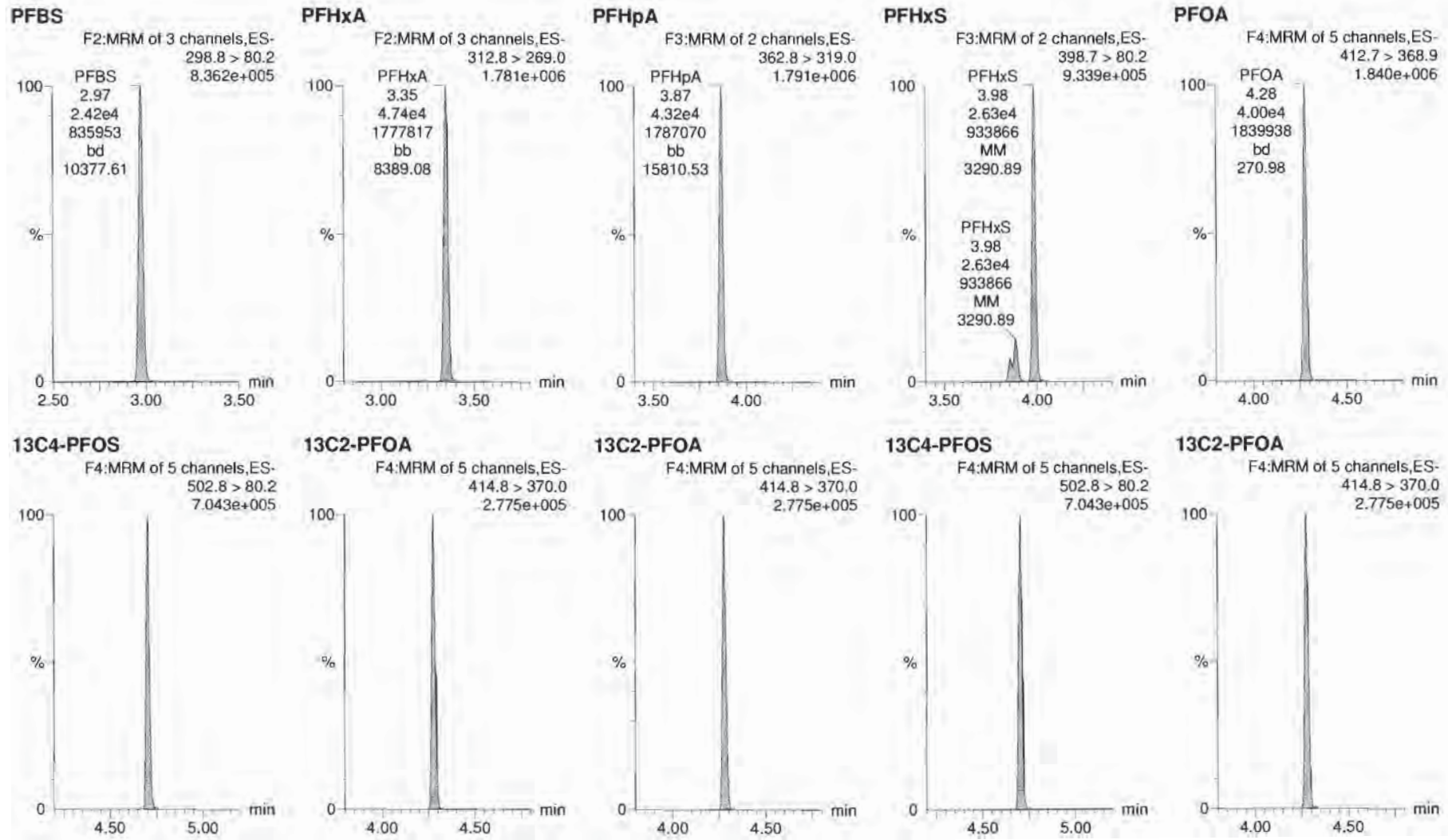


Dataset: X:\G1.PRO\Results\2018\180926G2\180926G2-CRV.qld

Last Altered: Wednesday, September 26, 2018 16:49:19 Pacific Daylight Time

Printed: Wednesday, September 26, 2018 16:50:41 Pacific Daylight Time

Name: 180926G2\_10, Date: 26-Sep-2018, Time: 13:59:52, ID: ST180926G2-9 PFC CS4 537 18I2609, Description: PFC CS4 537 18I2609



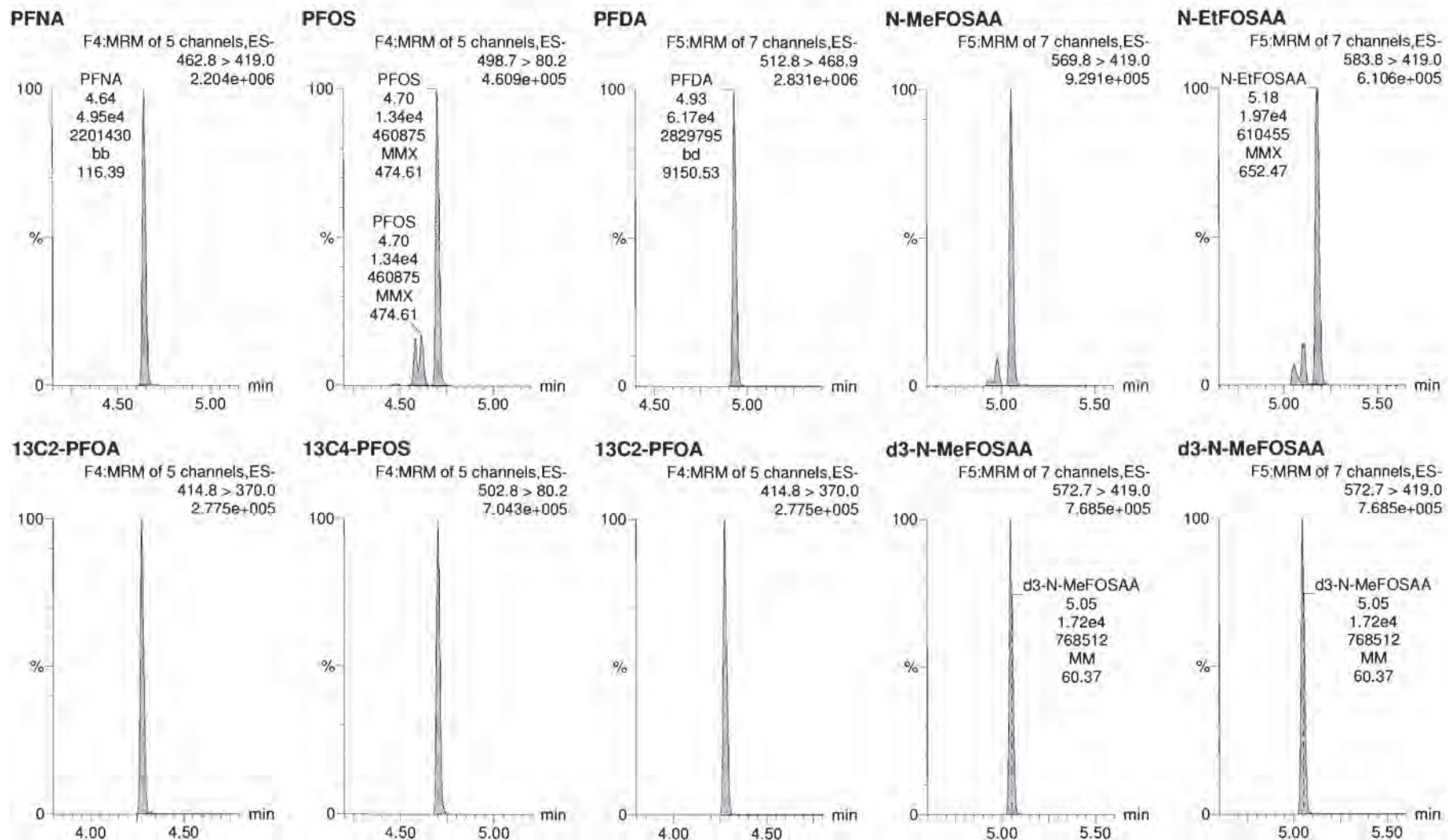


Dataset: X:\G1.PRO\Results\2018\180926G2\180926G2-CRV.qld

Last Altered: Wednesday, September 26, 2018 16:49:19 Pacific Daylight Time

Printed: Wednesday, September 26, 2018 16:50:41 Pacific Daylight Time

Name: 180926G2\_10, Date: 26-Sep-2018, Time: 13:59:52, ID: ST180926G2-9 PFC CS4 537 18I2609, Description: PFC CS4 537 18I2609

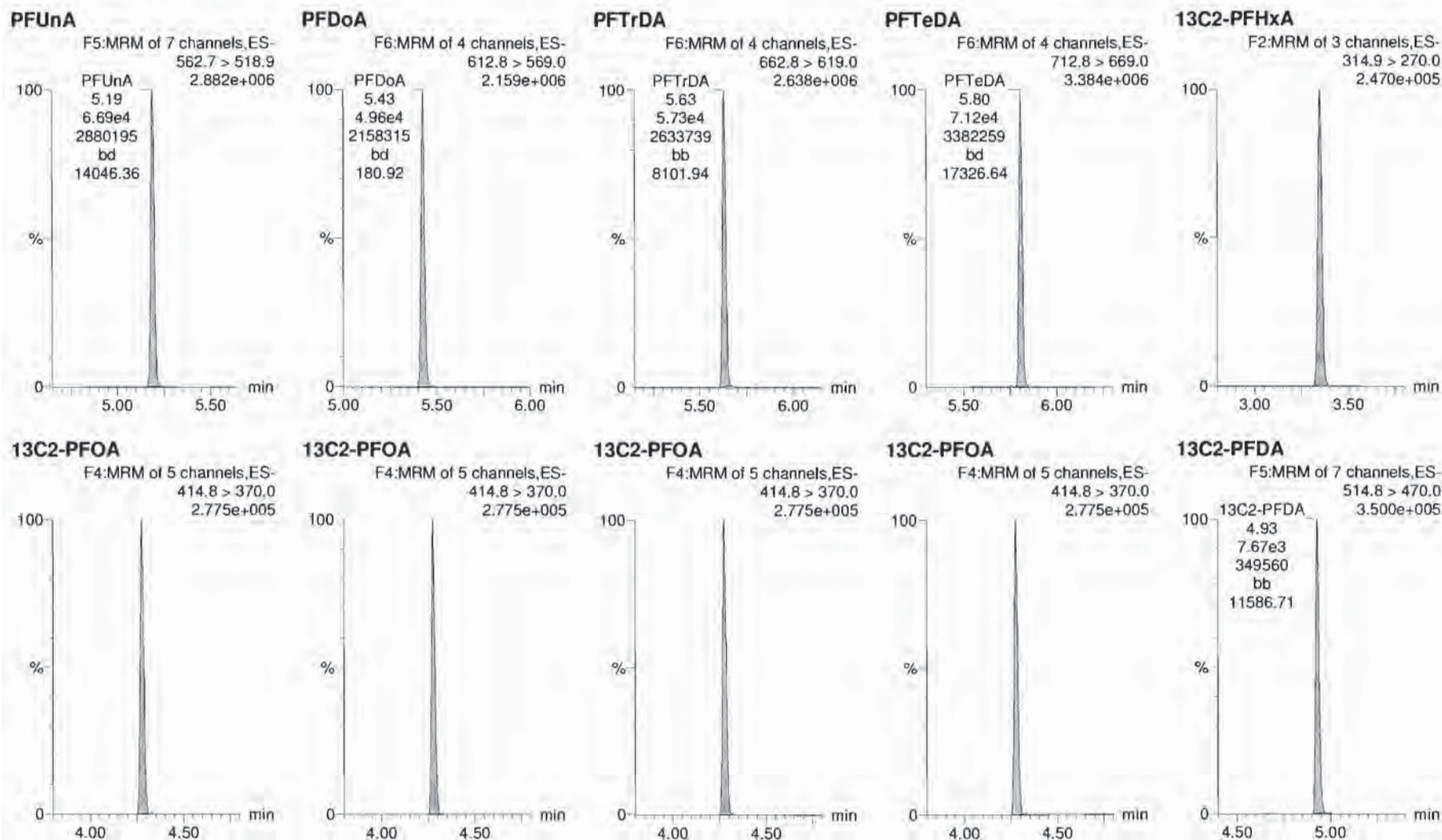


Dataset: X:\G1.PRO\Results\2018\180926G2\180926G2-CRV.qld

Last Altered: Wednesday, September 26, 2018 16:49:19 Pacific Daylight Time

Printed: Wednesday, September 26, 2018 16:50:41 Pacific Daylight Time

Name: 180926G2\_10, Date: 26-Sep-2018, Time: 13:59:52, ID: ST180926G2-9 PFC CS4 537 18I2609, Description: PFC CS4 537 18I2609




Dataset: X:\G1.PRO\Results\2018\180926G2\180926G2-CRV.qld

Last Altered: Wednesday, September 26, 2018 16:49:19 Pacific Daylight Time  
Printed: Wednesday, September 26, 2018 16:50:41 Pacific Daylight Time

Name: 180926G2\_10, Date: 26-Sep-2018, Time: 13:59:52, ID: ST180926G2-9 PFC CS4 537 18I2609, Description: PFC CS4 537 18I2609

**d5-N-EtFOSAA**



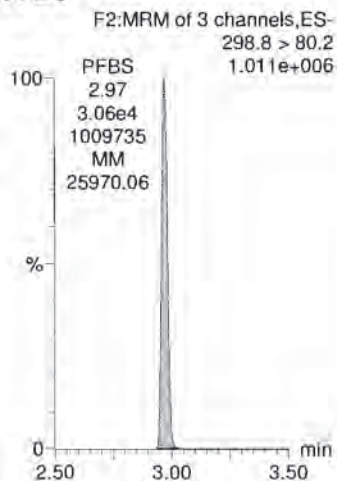
Dataset: X:\G1.PRO\Results\2018\180926G2\180926G2-CRV.qld

Last Altered: Wednesday, September 26, 2018 16:49:19 Pacific Daylight Time


Printed: Wednesday, September 26, 2018 16:50:41 Pacific Daylight Time

Name: 180926G2\_11, Date: 26-Sep-2018, Time: 14:12:43, ID: ST180926G2-10 PFC CS5 537 1812610, Description: PFC CS5 537 1812610


**PFBS**




**PFHxA**




**PFHpA**




**PFHxS**



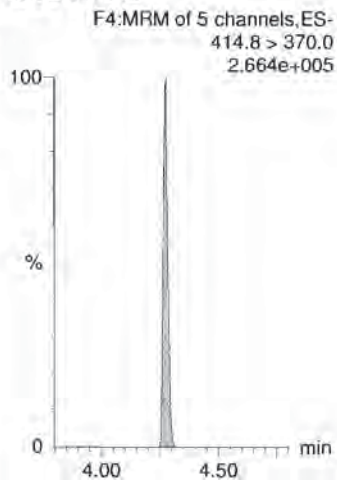
**PFOA**




**13C4-PFOS**




**13C2-PFOA**



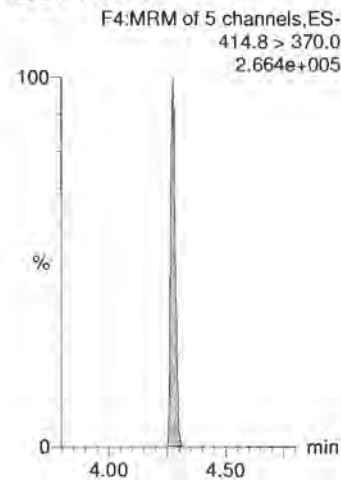
**13C2-PFOA**



**13C4-PFOS**



**13C2-PFOA**



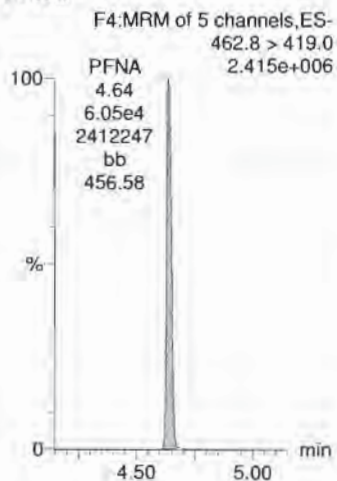
Dataset: X:\G1.PRO\Results\2018\180926G2\180926G2-CRV.qld

Last Altered: Wednesday, September 26, 2018 16:49:19 Pacific Daylight Time


Printed: Wednesday, September 26, 2018 16:50:41 Pacific Daylight Time

Name: 180926G2\_11, Date: 26-Sep-2018, Time: 14:12:43, ID: ST180926G2-10 PFC CS5 537 1812610, Description: PFC CS5 537 1812610

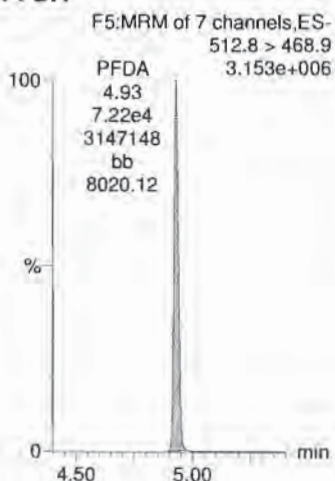
**PFNA**




**PFOS**




**PFDA**



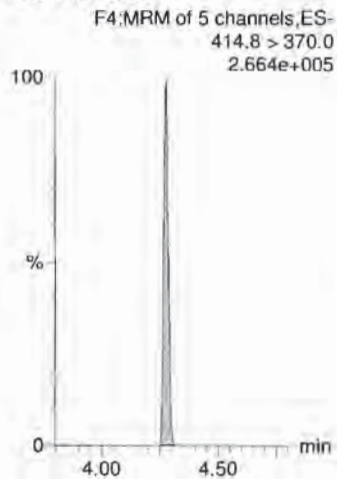
**N-MeFOSAA**




**N-EtFOSAA**



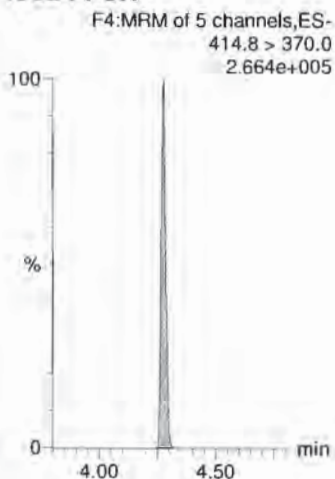
**13C2-PFOA**




**13C4-PFOS**




**13C2-PFOA**



**d3-N-MeFOSAA**



**d3-N-MeFOSAA**

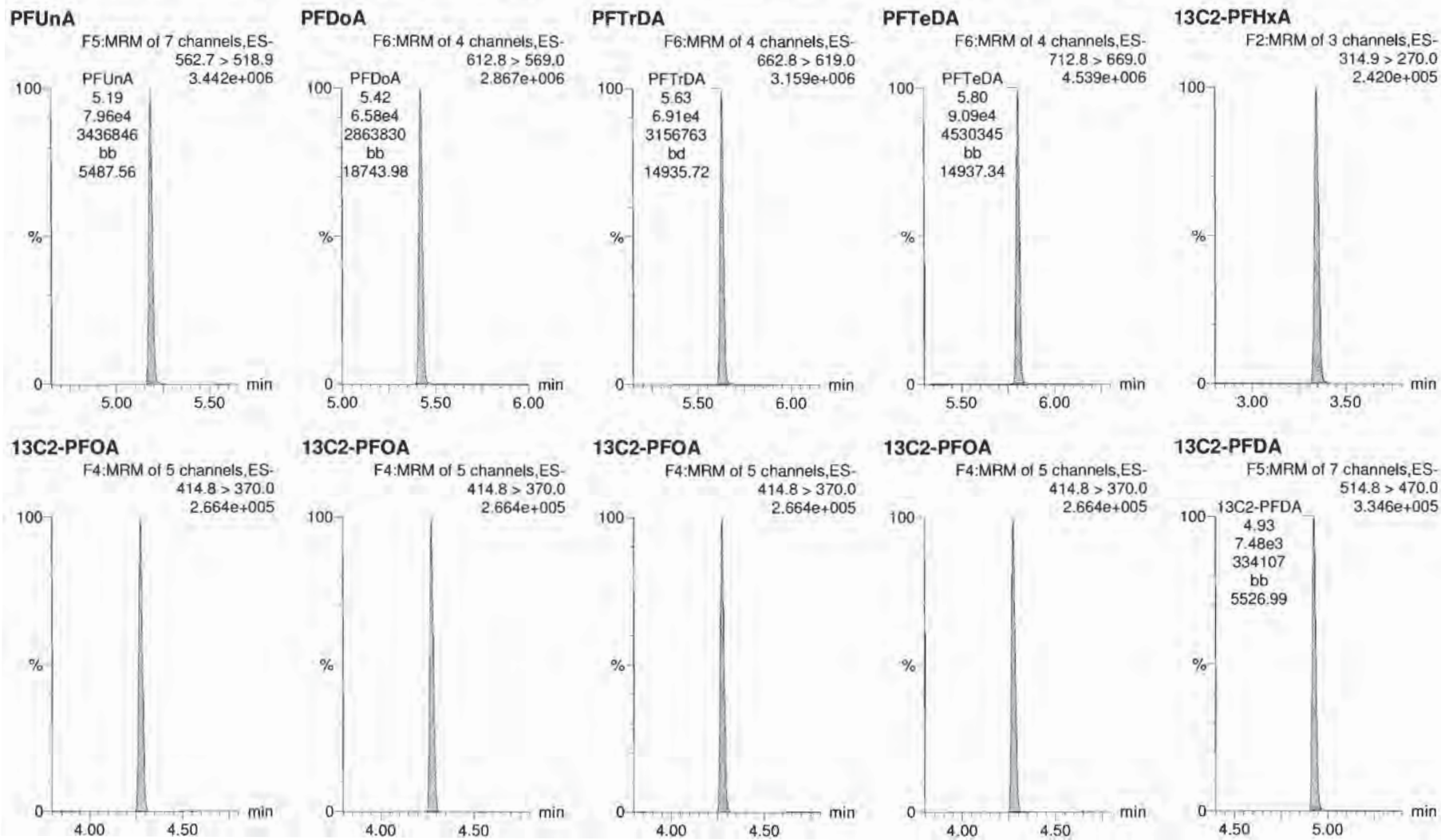


Dataset: X:\G1.PRO\Results\2018\180926G2\180926G2-CRV.qld

Last Altered: Wednesday, September 26, 2018 16:49:19 Pacific Daylight Time

Printed: Wednesday, September 26, 2018 16:50:41 Pacific Daylight Time

Name: 180926G2\_11, Date: 26-Sep-2018, Time: 14:12:43, ID: ST180926G2-10 PFC CS5 537 1812610, Description: PFC CS5 537 1812610




Dataset: X:\G1.PRO\Results\2018\180926G2\180926G2-CRV.qld

Last Altered: Wednesday, September 26, 2018 16:49:19 Pacific Daylight Time  
Printed: Wednesday, September 26, 2018 16:50:41 Pacific Daylight Time

Name: 180926G2\_11, Date: 26-Sep-2018, Time: 14:12:43, ID: ST180926G2-10 PFC CS5 537 18I2610, Description: PFC CS5 537 18I2610

d5-N-EtFOSAA



Dataset: X:\G1.PRO\Results\2018\180926G2\180926G2-ICV.qld

Last Altered: Wednesday, September 26, 2018 16:54:13 Pacific Daylight Time  
Printed: Wednesday, September 26, 2018 16:56:29 Pacific Daylight Time

VAD 9/27/18

Method: X:\G1.PRO\MethDB\PFAS\_DW\_L14\_0926.mdb 26 Sep 2018 11:45:45  
Calibration: X:\G1.PRO\CurveDB\C18\_537\_Q1\_09-26-18\_L14.cdb 26 Sep 2018 16:49:19

Name: 180926G2\_13, Date: 26-Sep-2018, Time: 14:38:40, ID: ST180926G2-1 PFC ICV 537 18I2611, Description: PFC ICV 537 18I2611

#	Name	Trace	Area	IS Area	Wt./Vol.	RRF	Pred.RT	RT	y Axis Resp.	Conc.	%Rec
1	1 PFBS	298.8 > 80.2	3.97e3	1.51e4	1.00		3.00	2.97	7.55	10.9	109.0
2	2 PFHxA	312.8 > 269.0	6.52e3	6.80e3	1.00		3.35	3.35	9.58	9.95	99.5
3	3 PFHpA	362.8 > 319.0	6.33e3	6.80e3	1.00		3.86	3.87	9.31	10.2	102.4
4	4 PFHxS	398.7 > 80.2	4.03e3	1.51e4	1.00		4.00	3.98	7.68	10.5	104.7
5	5 PFOA	412.7 > 368.9	5.88e3	6.80e3	1.00		4.28	4.28	8.64	10.5	105.1
6	6 PFNA	462.8 > 419.0	7.23e3	6.80e3	1.00		4.62	4.64	10.6	10.7	107.2
7	7 PFOS	498.7 > 80.2	2.00e3	1.51e4	1.00		4.70	4.70	3.82	11.8	117.8
8	8 PFDA	512.8 > 468.9	8.45e3	6.80e3	1.00		4.93	4.93	12.4	10.3	103.4
9	9 N-MeFOSAA	569.8 > 419.0	3.23e3	1.76e4	1.00		5.05	5.05	7.34	9.50	95.0
10	10 N-EiFOSAA	583.8 > 419.0	2.70e3	1.76e4	1.00		5.18	5.18	6.13	9.80	98.0
11	11 PFUnA	562.7 > 518.9	9.38e3	6.80e3	1.00		5.19	5.18	13.8	10.5	104.9
12	12 PFDoA	612.8 > 569.0	6.89e3	6.80e3	1.00		5.43	5.42	10.1	9.85	98.5
13	13 PFTeDA	662.8 > 619.0	7.77e3	6.80e3	1.00		5.62	5.63	11.4	10.0	100.0
14	14 PFTeDA	712.8 > 669.0	1.02e4	6.80e3	1.00		5.80	5.80	15.0	10.3	102.7
15	15 13C2-PFHxA	314.9 > 270.0	6.87e3	6.80e3	1.00	1.045	3.43	3.35	10.1	9.67	96.7
16	16 13C2-PFDA	514.8 > 470.0	7.57e3	6.80e3	1.00	1.168	4.88	4.93	11.1	9.52	95.2
17	17 d5-N-EiFOSAA	588.8 > 419.0	1.70e4	1.76e4	1.00	0.909	5.05	5.17	38.7	42.6	106.5
18	18 13C2-PFOA	414.8 > 370.0	6.80e3	6.80e3	1.00	1.000	4.31	4.28	10.0	10.0	100.0
19	19 13C4-PFOS	502.8 > 80.2	1.51e4	1.51e4	1.00	1.000	4.72	4.70	28.7	28.7	100.0
20	20 d3-N-MeFOSAA	572.7 > 419.0	1.76e4	1.76e4	1.00	1.000	5.08	5.05	40.0	40.0	100.0

VBF 9/26/18

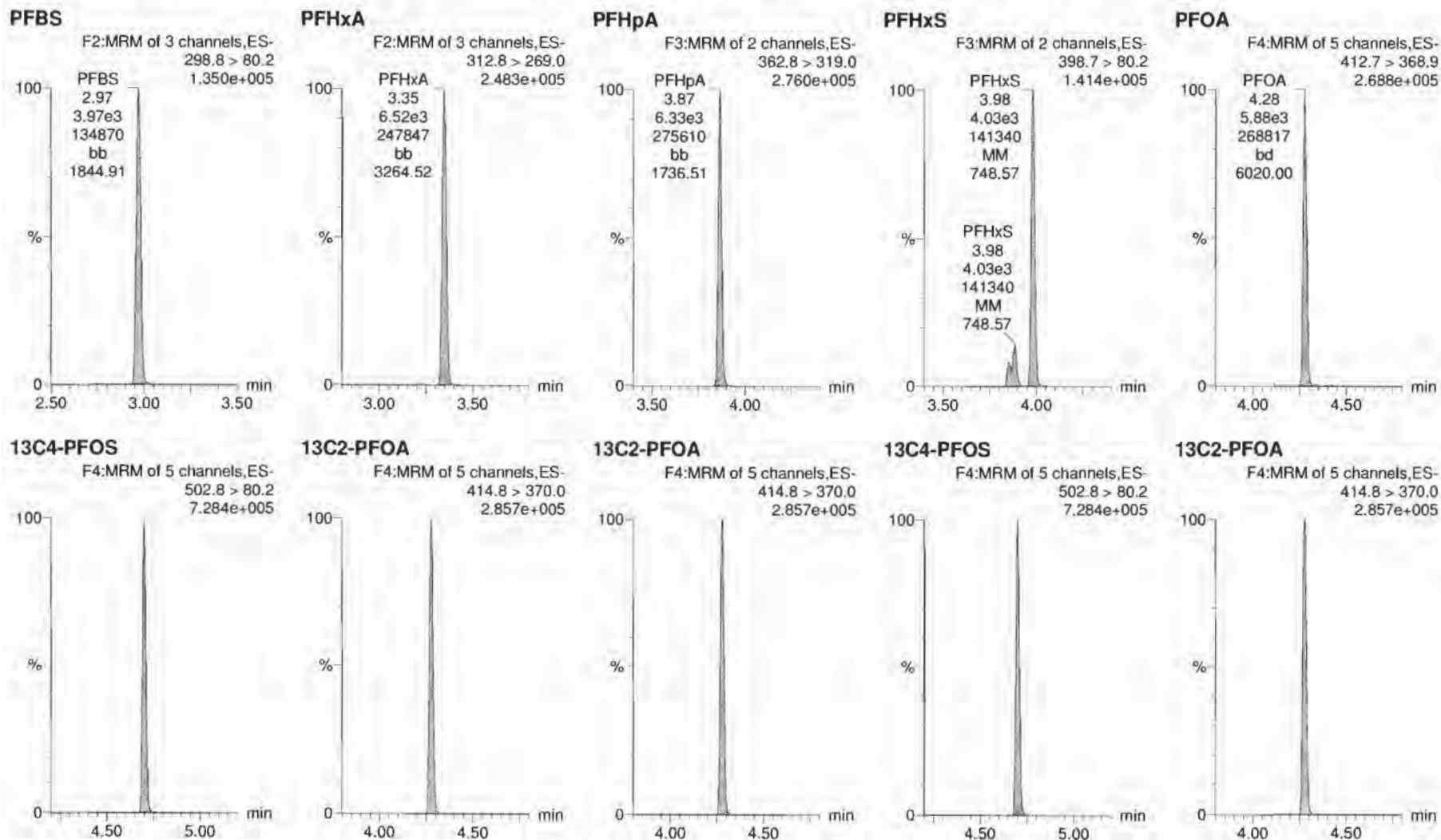


Dataset: X:\G1.PRO\Results\2018\180926G2\180926G2-ICV.qld

Last Altered: Wednesday, September 26, 2018 16:54:13 Pacific Daylight Time  
Printed: Wednesday, September 26, 2018 16:56:29 Pacific Daylight Time

Method: X:\G1.PRO\MethDB\PFAS\_DW\_L14\_0926.mdb 26 Sep 2018 11:45:45  
Calibration: X:\G1.PRO\CurveDB\C18\_537\_Q1\_09-26-18\_L14.cdb 26 Sep 2018 16:49:19

Name: 180926G2\_13, Date: 26-Sep-2018, Time: 14:38:40, ID: ST180926G2-1 PFC ICV 537 18I2611, Description: PFC ICV 537 18I2611

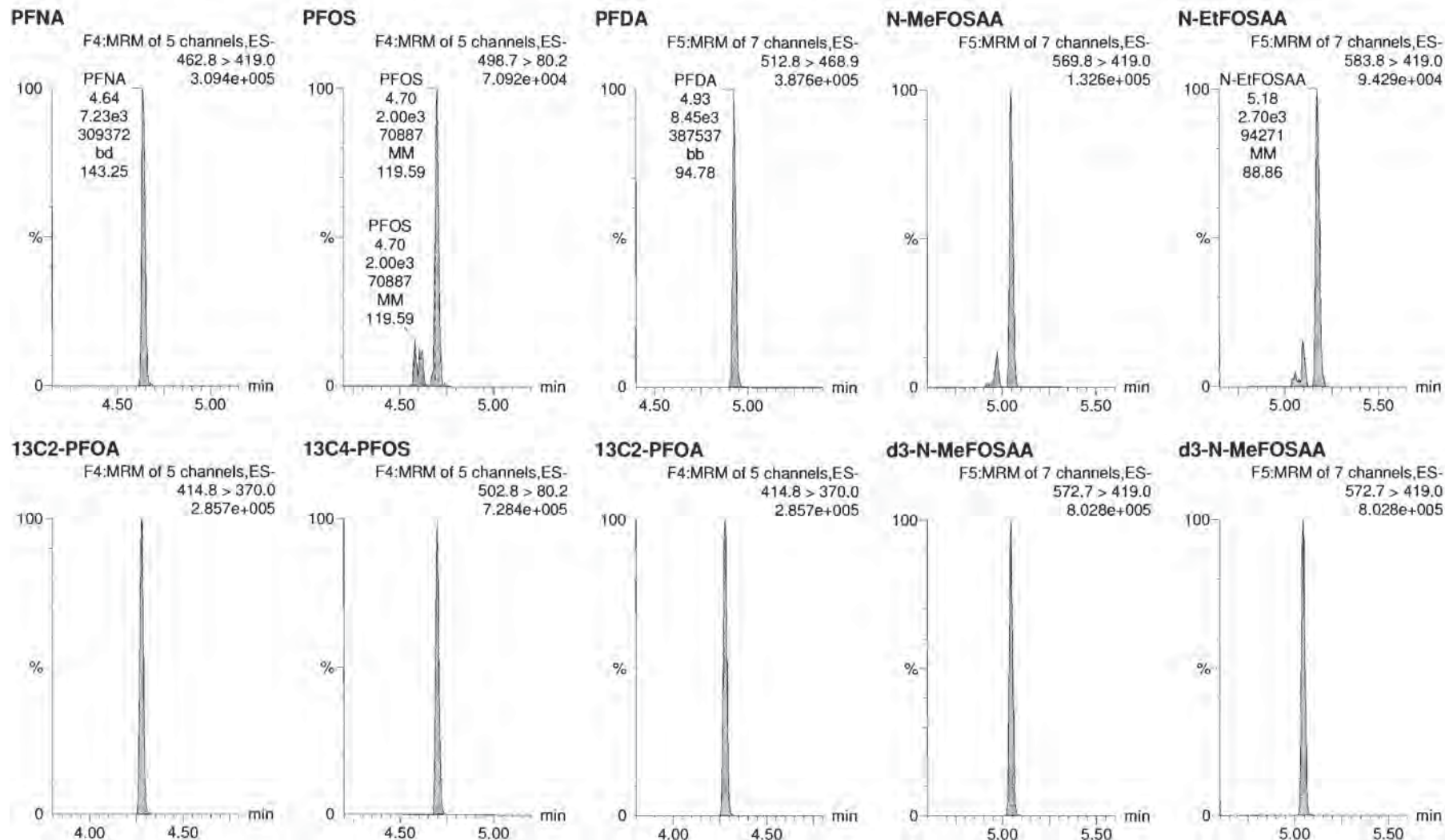


Dataset: X:\G1.PRO\Results\2018\180926G2\180926G2-ICV.qld

Last Altered: Wednesday, September 26, 2018 16:54:13 Pacific Daylight Time

Printed: Wednesday, September 26, 2018 16:56:29 Pacific Daylight Time

Name: 180926G2\_13, Date: 26-Sep-2018, Time: 14:38:40, ID: ST180926G2-1 PFC ICV 537 1812611, Description: PFC ICV 537 1812611

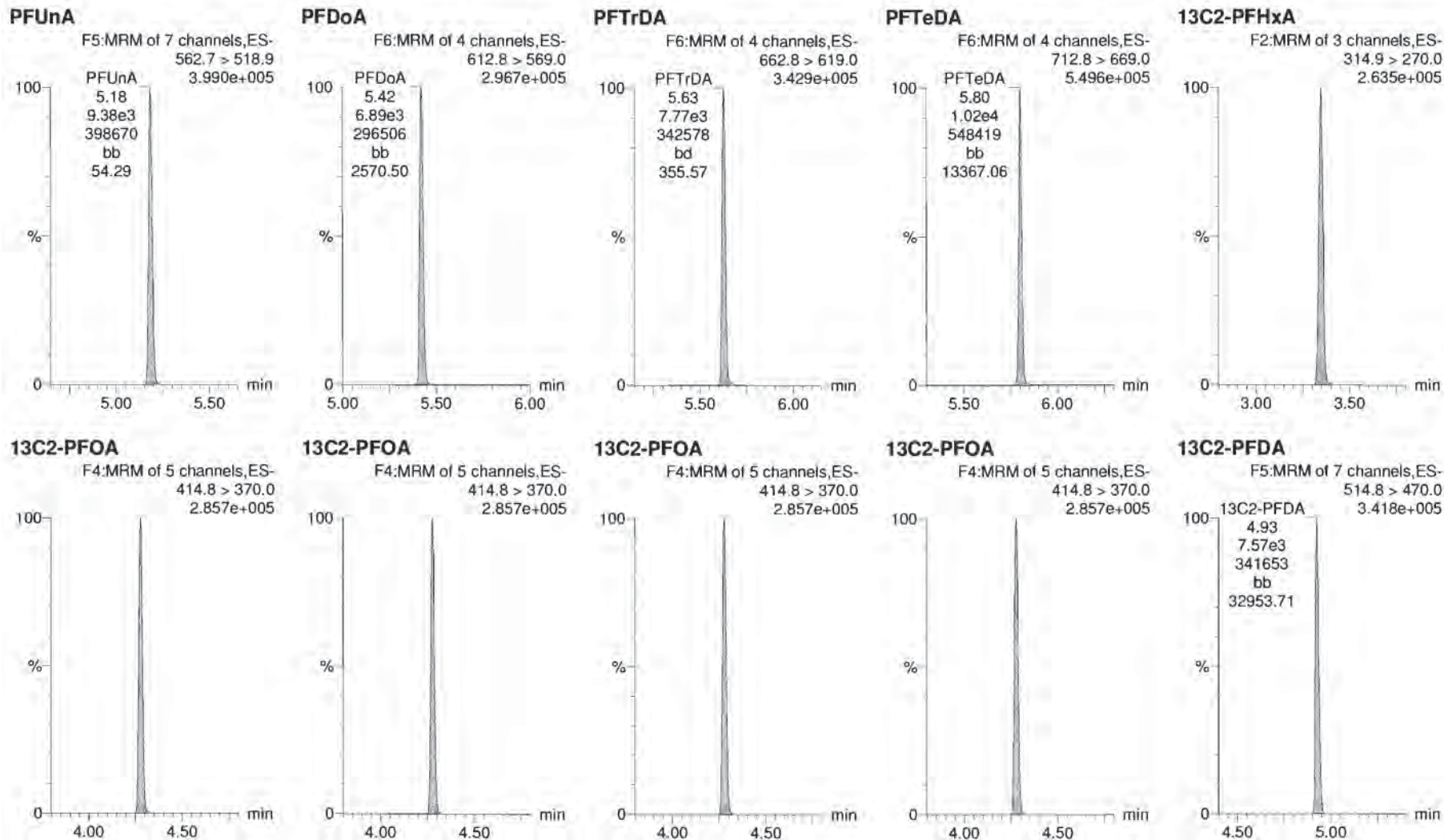


Dataset: X:\G1.PRO\Results\2018\180926G2\180926G2-ICV.qld

Last Altered: Wednesday, September 26, 2018 16:54:13 Pacific Daylight Time

Printed: Wednesday, September 26, 2018 16:56:29 Pacific Daylight Time

Name: 180926G2\_13, Date: 26-Sep-2018, Time: 14:38:40, ID: ST180926G2-1 PFC ICV 537 18I2611, Description: PFC ICV 537 18I2611




Dataset: X:\G1.PRO\Results\2018\180926G2\180926G2-ICV.qld

Last Altered: Wednesday, September 26, 2018 16:54:13 Pacific Daylight Time  
Printed: Wednesday, September 26, 2018 16:56:29 Pacific Daylight Time

Name: 180926G2\_13, Date: 26-Sep-2018, Time: 14:38:40, ID: ST180926G2-1 PFC ICV 537 18I2611, Description: PFC ICV 537 18I2611

**d5-N-EtFOSAA**









Contract_ID	DO_CTO_Number	Phase	Installation_ID	Sample_Name	Extraction_Date	Extraction_Time	Analysis_Date	Analysis_Time	Lab_Sample_ID	Dilution	Run_Number	Percent_Moisture	Percent_Lipid	Chem_Name	Analyte_ID	Analyte_Value	Original_Analyte_Value	Result_Units	Lab_Qualifier	Validator_Qualifier
N6247016D9000	0008		CHESAPEAKE_NSGA	Blank	20180926	08:30:00	20180927	23:15:00	B8I0193-BLK1	1	1			Perfluoroheptanoic acid (PFHpA)	375-85-9		5.00	NG_L	U	
N6247016D9000	0008		CHESAPEAKE_NSGA	Blank	20180926	08:30:00	20180927	23:15:00	B8I0193-BLK1	1	1			Perfluorohexanesulfonic acid (PFHxS)	355-46-4		5.00	NG_L	U	
N6247016D9000	0008		CHESAPEAKE_NSGA	Blank	20180926	08:30:00	20180927	23:15:00	B8I0193-BLK1	1	1			Perfluorooctanoic acid (PFOA)	335-67-1		5.00	NG_L	U	
N6247016D9000	0008		CHESAPEAKE_NSGA	Blank	20180926	08:30:00	20180927	23:15:00	B8I0193-BLK1	1	1			Perfluorononanoic acid (PFNA)	375-95-1		5.00	NG_L	U	
N6247016D9000	0008		CHESAPEAKE_NSGA	Blank	20180926	08:30:00	20180927	23:15:00	B8I0193-BLK1	1	1			Perfluorooctane Sulfonate (PFOS)	1763-23-1		5.00	NG_L	U	
N6247016D9000	0008		CHESAPEAKE_NSGA	Blank	20180926	08:30:00	20180927	23:15:00	B8I0193-BLK1	1	1			Perfluorododecanoic Acid (PFDoA)	335-76-2		5.00	NG_L	U	
N6247016D9000	0008		CHESAPEAKE_NSGA	Blank	20180926	08:30:00	20180927	23:15:00	B8I0193-BLK1	1	1			N-Methyl Perfluorooctanesulfonamidoacetic Acid (MeFOSAA)	2355-31-9		5.00	NG_L	U	
N6247016D9000	0008		CHESAPEAKE_NSGA	Blank	20180926	08:30:00	20180927	23:15:00	B8I0193-BLK1	1	1			N-Ethyl Perfluorooctanesulfonamidoacetic Acid (EtFOSAA)	2991-50-6		5.00	NG_L	U	
N6247016D9000	0008		CHESAPEAKE_NSGA	Blank	20180926	08:30:00	20180927	23:15:00	B8I0193-BLK1	1	1			Perfluoroundecanoic Acid (PFUnA)	2058-94-8		5.00	NG_L	U	
N6247016D9000	0008		CHESAPEAKE_NSGA	Blank	20180926	08:30:00	20180927	23:15:00	B8I0193-BLK1	1	1			Perfluorododecanoic Acid (PFDoA)	307-55-1		5.00	NG_L	U	
N6247016D9000	0008		CHESAPEAKE_NSGA	Blank	20180926	08:30:00	20180927	23:15:00	B8I0193-BLK1	1	1			Perfluorotridecanoic Acid (PFTrDA)	72629-94-8		5.00	NG_L	U	
N6247016D9000	0008		CHESAPEAKE_NSGA	Blank	20180926	08:30:00	20180927	23:15:00	B8I0193-BLK1	1	1			Perfluorotetradecanoic Acid (PFTeDA)	376-06-7		5.00	NG_L	U	
N6247016D9000	0008		CHESAPEAKE_NSGA	Blank	20180926	08:30:00	20180927	23:15:00	B8I0193-BLK1	1	1			13C2-PFHxA	13C2-PFHxA		88.9	PCT_REC		
N6247016D9000	0008		CHESAPEAKE_NSGA	Blank	20180926	08:30:00	20180927	23:15:00	B8I0193-BLK1	1	1			13C2-PFDA	13C2-PFDA		92.6	PCT_REC		
N6247016D9000	0008		CHESAPEAKE_NSGA	Blank	20180926	08:30:00	20180927	23:15:00	B8I0193-BLK1	1	1			d5-EtFOSAA	d5-EtFOSAA		77.4	PCT_REC		
N6247016D9000	0008		CHESAPEAKE_NSGA	LCS	20180926	08:30:00	20180927	22:35:00	B8I0193-B51	1	1			Perfluorobutanesulfonic acid (PFBS)	375-73-5		17.2	NG_L		
N6247016D9000	0008		CHESAPEAKE_NSGA	LCS	20180926	08:30:00	20180927	22:35:00	B8I0193-B51	1	1			Perfluorohexanoic Acid (PFHxA)	307-24-4		19.8	NG_L		
N6247016D9000	0008		CHESAPEAKE_NSGA	LCS	20180926	08:30:00	20180927	22:35:00	B8I0193-B51	1	1			Perfluoroheptanoic acid (PFHpA)	375-85-9		20.9	NG_L		
N6247016D9000	0008		CHESAPEAKE_NSGA	LCS	20180926	08:30:00	20180927	22:35:00	B8I0193-B51	1	1			Perfluorohexanesulfonic acid (PFHxS)	355-46-4		18.0	NG_L		
N6247016D9000	0008		CHESAPEAKE_NSGA	LCS	20180926	08:30:00	20180927	22:35:00	B8I0193-B51	1	1			Perfluorooctanoic acid (PFOA)	335-67-1		22.2	NG_L		
N6247016D9000	0008		CHESAPEAKE_NSGA	LCS	20180926	08:30:00	20180927	22:35:00	B8I0193-B51	1	1			Perfluorononanoic acid (PFNA)	375-95-1		20.5	NG_L		
N6247016D9000	0008		CHESAPEAKE_NSGA	LCS	20180926	08:30:00	20180927	22:35:00	B8I0193-B51	1	1			Perfluorooctane Sulfonate (PFOS)	1763-23-1		18.2	NG_L		
N6247016D9000	0008		CHESAPEAKE_NSGA	LCS	20180926	08:30:00	20180927	22:35:00	B8I0193-B51	1	1			Perfluorodecanoic Acid (PFDA)	335-76-2		22.2	NG_L		
N6247016D9000	0008		CHESAPEAKE_NSGA	LCS	20180926	08:30:00	20180927	22:35:00	B8I0193-B51	1	1			N-Methyl Perfluorooctanesulfonamidoacetic Acid (MeFOSAA)	2355-31-9		21.3	NG_L		
N6247016D9000	0008		CHESAPEAKE_NSGA	LCS	20180926	08:30:00	20180927	22:35:00	B8I0193-B51	1	1			N-Ethyl Perfluorooctanesulfonamidoacetic Acid (EtFOSAA)	2991-50-6		16.8	NG_L		
N6247016D9000	0008		CHESAPEAKE_NSGA	LCS	20180926	08:30:00	20180927	22:35:00	B8I0193-B51	1	1			Perfluoroundecanoic Acid (PFUnA)	2058-94-8		19.8	NG_L		
N6247016D9000	0008		CHESAPEAKE_NSGA	LCS	20180926	08:30:00	20180927	22:35:00	B8I0193-B51	1	1			Perfluorododecanoic Acid (PFDoA)	307-55-1		21.7	NG_L		
N6247016D9000	0008		CHESAPEAKE_NSGA	LCS	20180926	08:30:00	20180927	22:35:00	B8I0193-B51	1	1			Perfluorotridecanoic Acid (PFTrDA)	72629-94-8		20.9	NG_L		
N6247016D9000	0008		CHESAPEAKE_NSGA	LCS	20180926	08:30:00	20180927	22:35:00	B8I0193-B51	1	1			Perfluorotetradecanoic Acid (PFTeDA)	376-06-7		18.7	NG_L		
N6247016D9000	0008		CHESAPEAKE_NSGA	LCS	20180926	08:30:00	20180927	22:35:00	B8I0193-B51	1	1			13C2-PFHxA	13C2-PFHxA		97.5	PCT_REC		
N6247016D9000	0008		CHESAPEAKE_NSGA	LCS	20180926	08:30:00	20180927	22:35:00	B8I0193-B51	1	1			13C2-PFDA	13C2-PFDA		108	PCT_REC		
N6247016D9000	0008		CHESAPEAKE_NSGA	LCS	20180926	08:30:00	20180927	22:35:00	B8I0193-B51	1	1			d5-EtFOSAA	d5-EtFOSAA		85.3	PCT_REC		
N6247016D9000	0008		CHESAPEAKE_NSGA	CBD-1RW41-0918-MS	20180926	08:30:00	20180927	22:48:00	B8I0193-MS1	1	1			Perfluorobutanesulfonic acid (PFBS)	375-73-5		17.9	NG_L		
N6247016D9000	0008		CHESAPEAKE_NSGA	CBD-1RW41-0918-MS	20180926	08:30:00	20180927	22:48:00	B8I0193-MS1	1	1			Perfluorohexanoic Acid (PFHxA)	307-24-4		21.8	NG_L		
N6247016D9000	0008		CHESAPEAKE_NSGA	CBD-1RW41-0918-MS	20180926	08:30:00	20180927	22:48:00	B8I0193-MS1	1	1			Perfluoroheptanoic acid (PFHpA)	375-85-9		21.9	NG_L		
N6247016D9000	0008		CHESAPEAKE_NSGA	CBD-1RW41-0918-MS	20180926	08:30:00	20180927	22:48:00	B8I0193-MS1	1	1			Perfluorohexanesulfonic acid (PFHxS)	355-46-4		19.3	NG_L		
N6247016D9000	0008		CHESAPEAKE_NSGA	CBD-1RW41-0918-MS	20180926	08:30:00	20180927	22:48:00	B8I0193-MS1	1	1			Perfluorooctanoic acid (PFOA)	335-67-1		22.1	NG_L		
N6247016D9000	0008		CHESAPEAKE_NSGA	CBD-1RW41-0918-MS	20180926	08:30:00	20180927	22:48:00	B8I0193-MS1	1	1			Perfluorononanoic acid (PFNA)	375-95-1		23.1	NG_L		
N6247016D9000	0008		CHESAPEAKE_NSGA	CBD-1RW41-0918-MS	20180926	08:30:00	20180927	22:48:00	B8I0193-MS1	1	1			Perfluorooctane Sulfonate (PFOS)	1763-23-1		19.4	NG_L		
N6247016D9000	0008		CHESAPEAKE_NSGA	CBD-1RW41-0918-MS	20180926	08:30:00	20180927	22:48:00	B8I0193-MS1	1	1			Perfluorodecanoic Acid (PFDA)	335-76-2		24.0	NG_L		
N6247016D9000	0008		CHESAPEAKE_NSGA	CBD-1RW41-0918-MS	20180926	08:30:00	20180927	22:48:00	B8I0193-MS1	1	1			N-Methyl Perfluorooctanesulfonamidoacetic Acid (MeFOSAA)	2355-31-9		15.3	NG_L		
N6247016D9000	0008		CHESAPEAKE_NSGA	CBD-1RW41-0918-MS	20180926	08:30:00	20180927	22:48:00	B8I0193-MS1	1	1			N-Ethyl Perfluorooctanesulfonamidoacetic Acid (EtFOSAA)	2991-50-6		20.6	NG_L		
N6247016D9000	0008		CHESAPEAKE_NSGA	CBD-1RW41-0918-MS	20180926	08:30:00	20180927	22:48:00	B8I0193-MS1	1	1			Perfluoroundecanoic Acid (PFUnA)	2058-94-8		22.0	NG_L		
N6247016D9000	0008		CHESAPEAKE_NSGA	CBD-1RW41-0918-MS	20180926	08:30:00	20180927	22:48:00	B8I0193-MS1	1	1			Perfluorododecanoic Acid (PFDoA)	307-55-1		26.1	NG_L		
N6247016D9000	0008		CHESAPEAKE_NSGA	CBD-1RW41-0918-MS	20180926	08:30:00	20180927	22:48:00	B8I0193-MS1	1	1			Perfluorotridecanoic Acid (PFTrDA)	72629-94-8		22.3	NG_L		
N6247016D9000	0008		CHESAPEAKE_NSGA	CBD-1RW41-0918-MS	20180926	08:30:00	20180927	22:48:00	B8I0193-MS1	1	1			Perfluorotetradecanoic Acid (PFTeDA)	376-06-7		20.5	NG_L		
N6247016D9000	0008		CHESAPEAKE_NSGA	CBD-1RW41-0918-MS	20180926	08:30:00	20180927	22:48:00	B8I0193-MS1	1	1			13C2-PFHxA	13C2-PFHxA		109	PCT_REC		
N6247016D9000	0008		CHESAPEAKE_NSGA	CBD-1RW41-0918-MS	20180926	08:30:00	20180927	22:48:00	B8I0193-MS1	1	1			13C2-PFDA	13C2-PFDA		110	PCT_REC		
N6247016D9000	0008		CHESAPEAKE_NSGA	CBD-1RW41-0918-MS	20180926	08:30:00	20180927	22:48:00	B8I0193-MS1	1	1			d5-EtFOSAA	d5-EtFOSAA		81.2	PCT_REC		
N6247016D9000	0008		CHESAPEAKE_NSGA	CBD-1RW41-0918-SD	20180926	08:30:00	20180927	23:02:00	B8I0193-MSD1	1	1			Perfluorobutanesulfonic acid (PFBS)	375-73-5		18.0	NG_L		
N6247016D9000	0008		CHESAPEAKE_NSGA	CBD-1RW41-0918-SD	20180926	08:30:00	20180927	23:02:00	B8I0193-MSD1	1	1			Perfluorohexanoic Acid (PFHxA)	307-24-4		18.7	NG_L		
N6247016D9000	0008		CHESAPEAKE_NSGA	CBD-1RW41-0918-SD	20180926	08:30:00	20180927	23:02:00	B8I0193-MSD1	1	1			Perfluoroheptanoic acid (PFHpA)	375-85-9		19.5	NG_L		
N6247016D9000	0008		CHESAPEAKE_NSGA	CBD-1RW41-0918-SD	20180926	08:30:00	20180927	23:02:00	B8I0193-MSD1	1	1			Perfluorohexanesulfonic acid (PFHxS)	355-46-4		19.2	NG_L		
N6247016D9000	0008		CHESAPEAKE_NSGA	CBD-1RW41-0918-SD	20180926	08:30:00	20180927	23:02:00	B8I0193-MSD1	1	1			Perfluorooctanoic acid (PFOA)	335-67-1		18.4	NG_L		
N6247016D9000	0008		CHESAPEAKE_NSGA	CBD-1RW41-0918-SD	20180926	08:30:00	20180927	23:02:00	B8I0193-MSD1	1	1			Perfluorononanoic acid (PFNA)	375-95-1		18.5	NG_L		
N6247016D9000	0008		CHESAPEAKE_NSGA	CBD-1RW41-0918-SD	20180926	08:30:00	20180927	23:02:00	B8I0193-MSD1	1	1			Perfluorooctane Sulfonate (PFOS)	1763-23-1		21.1	NG_L		
N6247016D9000	0008		CHESAPEAKE_NSGA	CBD-1RW41-0918-SD	20180926	08:30:00	20180927	23:02:00	B8I0193-MSD1	1	1			Perfluorodecanoic Acid (PFDA)	335-76-2		21.4	NG_L		
N6247016D9000	0008		CHESAPEAKE_NSGA	CBD-1RW41-0918-SD	20180926	08:30:00	20180927	23:02:00	B8I0193-MSD1	1	1			N-Methyl Perfluorooctanesulfonamidoacetic Acid (MeFOSAA)	2355-31-9		16.6	NG_L		
N6247016D9000	0008		CHESAPEAKE_NSGA	CBD-1RW41-0918-SD	20180926	08:30:00	20180927	23:02:00	B8I0193-MSD1	1	1			N-Ethyl Perfluorooctanesulfonamidoacetic Acid (EtFOSAA)	2991-50-6		18.3	NG_L		
N6247016D9000	0008		CHESAPEAKE_NSGA	CBD-1RW41-0918-SD	20180926	08:30:00	20180927	23:02:00	B8I0193-MSD1	1</										







**DATA VALIDATION SUMMARY REPORT  
NRL-CBD, MARYLAND**

Client: CH2M HILL, Inc., Corvallis, Oregon  
SDG: 1803143  
Laboratory: Vista Analytical Laboratory, El Dorado Hills, California  
Site: NRL-CBD, CTO-0008, Maryland  
Date: October 15, 2018

PFCs			
EDS ID	Client Sample ID	Laboratory Sample ID	Matrix
1	CBD-1RW41-0918	1803143-01	Water
1MS	CBD-1RW41-0918MS	1803143-01MS	Water
1MSD	CBD-1RW41-0918MSD	1803143-01MSD	Water
2	CBD-1FB41-0918	1803143-02	Water
3	CBD-1RW42-0918	1803143-03	Water
4	CBD-1FB42-0918	1803143-04	Water

A full data validation was performed on the analytical data for two water samples and two aqueous field blank samples collected on September 24, 2018 by CH2M HILL at the NRL-CBD site in Maryland. The samples were analyzed under the EPA Method "Determination of Selected Perfluorinated Alkyl Acids in Drinking Water by Solid Phase Extraction and Liquid Chromatography/Tandem Mass Spectrometry (LC/MS/MS)".

Specific method references are as follows:

Analysis  
PFCs

Method References  
USEPA Method 537, Rev 1.1

The data have been validated according to the protocols and quality control (QC) requirements of the analytical method, and the U.S. Department of Defense (DoD) Quality Systems Manual (QSM), Version 5.1 (2017) and the USEPA National Functional Guidelines for Organic Data Review as follows:

- The USEPA "Contract Laboratories Program National Functional Guidelines for Organic Superfund Methods Data Review," January 2017;
- and the reviewer's professional judgment.

The following data quality indicators were reviewed for this report:

***Organics***

- Date Completeness, Case Narrative & Custody Documentation

- Holding times
- Liquid Chromatography/Mass Spectrometry (LC/MS) Tuning
- Initial and continuing calibration summaries
- Method blank and field QC blank contamination
- Surrogate Spike recoveries
- Matrix Spike/Matrix Spike Duplicate (MS/MSD) recoveries
- Laboratory Control Sample/Laboratory Control Sample Duplicate (LCS/LCSD) recoveries
- Internal standard area and retention time summary forms
- Target Compound Identification
- Compound Quantitation
- Field Duplicate sample precision

A full (Level IV) data validation was performed with this review including a recalculation of 10% of the detected results in the samples.

### **Data Usability Assessment**

There were no rejections of data.

Overall the data is acceptable for the intended purposes. There were no qualifications.

### **Perfluorinated Compounds (PFCs)**

### **Data Completeness, Case Narrative & Custody Documentation**

- The case narrative and chain-of-custody documentation were included in the data package as required. All criteria were met.

### **Holding Times**

- All samples were extracted within 14 days for water samples and analyzed within 28 days.

### **LC/MS Tuning**

- All criteria were met.

### **Initial Calibration**

- All relative standard deviation (%RSD) and/or correlation coefficients criteria were met.

### Continuing Calibration

- All percent recovery (%R) and RRF criteria were met.

### Method Blank

- The method blanks were free of contamination.

### Field QC Blank

- Field QC samples were free of contamination.

Blank ID	Compound	Conc. ng/L	Qualifier	Affected Samples
CBD-1FB41-0918	None - ND	-	-	-
CBD-1FB42-0918	None - ND	-	-	-

### Surrogate Spike Recoveries

- All samples exhibited acceptable surrogate %R values.

### Matrix Spike/Matrix Spike Duplicate (MS/MSD) Recoveries

- The following table presents MS/MSD samples that exhibited %Rs outside the QC limits and/or RPDs above QC limits. A low %R may indicate a potential low bias while a high %R may indicate a potential high bias. For a low %R, positive results are considered estimated and qualified (J) while non-detects are estimated and qualified (UJ). For a high %R, positive results are considered estimated and qualified (J). Results are valid and usable, however possibly biased.

MS/MSD ID	Compound	MS %R/MSD %R/RPD	Qualifier	Affected Samples
1	PFD <sub>o</sub> A	136%/OK/OK	None	Sample ND

### Laboratory Control Samples

- The LCS samples exhibited acceptable percent recoveries (%R) values.

### Internal Standard (IS) Area Performance

- All internal standards met response and retention time (RT) criteria.

**Target Compound Identification**

- All mass spectra and quantitation criteria were met.

**Compound Quantitation**

- All criteria were met.

**Field Duplicate Sample Precision**

- Field duplicate samples were not collected.

Please contact the undersigned at (757) 564-0090 if you have any questions or need further information.

Signed: Nancy Weaver  
Nancy Weaver  
Senior Chemist

Dated: 10/15/18

<b>Data Qualifier</b>	<b>Definition</b>
U	The analyte was analyzed for, but was not detected above the level of the reported sample quantitation limit.
J	The analyte is an estimated quantity. The associated numerical value is the approximate concentration of the analyte in the sample.
NJ	The analysis has been "tentatively identified" or "presumptively" as present and the associated numerical value is the estimated concentration in the samples.
UJ	The analyte was analyzed for but was not detected. The reported quantitation limit is approximate and may be inaccurate or imprecise.
R	The data are unusable. The sample results are rejected due to serious deficiencies in meeting QC criteria. The analyte may or may not be present in the samples.





Sample ID: CBD-1RW41-0918

EPA Method 537

Client Data				Laboratory Data			
Name:	CH2M Hill	Matrix:	Drinking Water	Lab Sample:	1803143-01	Column:	BEH C18
Project:	679580.14.FI.FS	Date Collected:	24-Sep-18 14:33	Date Received:	25-Sep-18 09:54		
Location:	TZ						

Analyte	CAS Number	Conc. (ng/L)	DL	LOD	LOQ	Qualifiers	Batch	Extracted	Samp Size	Analyzed	Dilution
PFBS	375-73-5	ND	2.93	4.83	9.64		B8I0193	26-Sep-18	0.259 L	27-Sep-18 23:54	1
PFHxA	307-24-4	ND	2.93	4.83	9.64		B8I0193	26-Sep-18	0.259 L	27-Sep-18 23:54	1
PFHpA	375-85-9	ND	2.93	4.83	9.64		B8I0193	26-Sep-18	0.259 L	27-Sep-18 23:54	1
PFHxS	355-46-4	ND	2.93	4.83	9.64		B8I0193	26-Sep-18	0.259 L	27-Sep-18 23:54	1
PFOA	335-67-1	ND	2.93	4.83	9.64		B8I0193	26-Sep-18	0.259 L	27-Sep-18 23:54	1
PFNA	375-95-1	ND	2.93	4.83	9.64		B8I0193	26-Sep-18	0.259 L	27-Sep-18 23:54	1
PFOS	1763-23-1	ND	2.93	4.83	9.64		B8I0193	26-Sep-18	0.259 L	27-Sep-18 23:54	1
PFDA	335-76-2	ND	2.93	4.83	9.64		B8I0193	26-Sep-18	0.259 L	27-Sep-18 23:54	1
MeFOSAA	2355-31-9	ND	2.93	4.83	9.64		B8I0193	26-Sep-18	0.259 L	27-Sep-18 23:54	1
EtFOSAA	2991-50-6	ND	2.93	4.83	9.64		B8I0193	26-Sep-18	0.259 L	27-Sep-18 23:54	1
PFUnA	2058-94-8	ND	2.93	4.83	9.64		B8I0193	26-Sep-18	0.259 L	27-Sep-18 23:54	1
PFDoA	307-55-1	ND	2.93	4.83	9.64		B8I0193	26-Sep-18	0.259 L	27-Sep-18 23:54	1
PFTrDA	72629-94-8	ND	2.93	4.83	9.64		B8I0193	26-Sep-18	0.259 L	27-Sep-18 23:54	1
PFTeDA	376-06-7	ND	2.93	4.83	9.64		B8I0193	26-Sep-18	0.259 L	27-Sep-18 23:54	1
Labeled Standards	Type	% Recovery	Limits		Qualifiers	Batch	Extracted	Samp Size	Analyzed	Dilution	
13C2-PFHxA	SURR	103	70 - 130			B8I0193	26-Sep-18	0.259 L	27-Sep-18 23:54	1	
13C2-PFDA	SURR	103	70 - 130			B8I0193	26-Sep-18	0.259 L	27-Sep-18 23:54	1	
d5-EtFOSAA	SURR	90.6	70 - 130			B8I0193	26-Sep-18	0.259 L	27-Sep-18 23:54	1	

DL - Detection Limit

LOD - Limit of Detection

Results reported to the DL

LOQ - Limit of quantitation

When reported, PFHxS, PFOA, PFOS, MeFOSAA and EtFOSAA include both linear and branched isomers. Only the linear isomer is reported for all other analytes

NW101518

Sample ID: CBD-1FB41-0918							EPA Method 537				
Client Data				Laboratory Data							
Name:	CH2M Hill	Matrix:	Drinking Water	Lab Sample:	1803143-02	Column:	BEH C18	2			
Project:	679580.14.FI.FS	Date Collected:	24-Sep-18 14:34	Date Received:	25-Sep-18 09:54						
Location:	TZ										
Analyte	CAS Number	Conc. (ng/L)	DL	LOD	LOQ	Qualifiers	Batch	Extracted	Samp Size	Analyzed	Dilution
PFBS	375-73-5	ND	2.92	4.81	9.60		B810193	26-Sep-18	0.260 L	28-Sep-18 00:07	1
PFHxA	307-24-4	ND	2.92	4.81	9.60		B810193	26-Sep-18	0.260 L	28-Sep-18 00:07	1
PFHpA	375-85-9	ND	2.92	4.81	9.60		B810193	26-Sep-18	0.260 L	28-Sep-18 00:07	1
PFHxS	355-46-4	ND	2.92	4.81	9.60		B810193	26-Sep-18	0.260 L	28-Sep-18 00:07	1
PFOA	335-67-1	ND	2.92	4.81	9.60		B810193	26-Sep-18	0.260 L	28-Sep-18 00:07	1
PFNA	375-95-1	ND	2.92	4.81	9.60		B810193	26-Sep-18	0.260 L	28-Sep-18 00:07	1
PFOS	1763-23-1	ND	2.92	4.81	9.60		B810193	26-Sep-18	0.260 L	28-Sep-18 00:07	1
PFDA	335-76-2	ND	2.92	4.81	9.60		B810193	26-Sep-18	0.260 L	28-Sep-18 00:07	1
MeFOSAA	2355-31-9	ND	2.92	4.81	9.60		B810193	26-Sep-18	0.260 L	28-Sep-18 00:07	1
EtFOSAA	2991-50-6	ND	2.92	4.81	9.60		B810193	26-Sep-18	0.260 L	28-Sep-18 00:07	1
PFUnA	2058-94-8	ND	2.92	4.81	9.60		B810193	26-Sep-18	0.260 L	28-Sep-18 00:07	1
PFDoA	307-55-1	ND	2.92	4.81	9.60		B810193	26-Sep-18	0.260 L	28-Sep-18 00:07	1
PFTTrDA	72629-94-8	ND	2.92	4.81	9.60		B810193	26-Sep-18	0.260 L	28-Sep-18 00:07	1
PFTeDA	376-06-7	ND	2.92	4.81	9.60		B810193	26-Sep-18	0.260 L	28-Sep-18 00:07	1
Labeled Standards	Type	% Recovery	Limits		Qualifiers	Batch	Extracted	Samp Size	Analyzed	Dilution	
13C2-PFHxA	SURR	102	70 - 130			B810193	26-Sep-18	0.260 L	28-Sep-18 00:07	1	
13C2-PFDA	SURR	112	70 - 130			B810193	26-Sep-18	0.260 L	28-Sep-18 00:07	1	
d5-EtFOSAA	SURR	110	70 - 130			B810193	26-Sep-18	0.260 L	28-Sep-18 00:07	1	

DL - Detection Limit

LOD - Limit of Detection

Results reported to the DL

LOQ - Limit of quantitation

When reported, PFHxS, PFOA, PFOS, MeFOSAA and EtFOSAA include both linear and branched isomers. Only the linear isomer is reported for all other analytes

Sample ID: CBD-1RW42-0918						EPA Method 537					
Client Data					Laboratory Data						
Name:	CH2M Hill	Matrix:	Drinking Water	Lab Sample:	1803143-03	Column:	BEH C18	3			
Project:	679580.14.FI.FS	Date Collected:	24-Sep-18 15:27	Date Received:	25-Sep-18 09:54						
Location:	TZ										
Analyte	CAS Number	Conc. (ng/L)	DL	LOD	LOQ	Qualifiers	Batch	Extracted	Samp Size	Analyzed	Dilution
PFBS	375-73-5	ND	2.89	4.75	9.50		B8I0193	26-Sep-18	0.263 L	28-Sep-18 00:20	1
PFHxA	307-24-4	ND	2.89	4.75	9.50		B8I0193	26-Sep-18	0.263 L	28-Sep-18 00:20	1
PFHpA	375-85-9	ND	2.89	4.75	9.50		B8I0193	26-Sep-18	0.263 L	28-Sep-18 00:20	1
PFHxS	355-46-4	ND	2.89	4.75	9.50		B8I0193	26-Sep-18	0.263 L	28-Sep-18 00:20	1
PFOA	335-67-1	ND	2.89	4.75	9.50		B8I0193	26-Sep-18	0.263 L	28-Sep-18 00:20	1
PFNA	375-95-1	ND	2.89	4.75	9.50		B8I0193	26-Sep-18	0.263 L	28-Sep-18 00:20	1
PFOS	1763-23-1	ND	2.89	4.75	9.50		B8I0193	26-Sep-18	0.263 L	28-Sep-18 00:20	1
PFDA	335-76-2	ND	2.89	4.75	9.50		B8I0193	26-Sep-18	0.263 L	28-Sep-18 00:20	1
MeFOSAA	2355-31-9	ND	2.89	4.75	9.50		B8I0193	26-Sep-18	0.263 L	28-Sep-18 00:20	1
EtFOSAA	2991-50-6	ND	2.89	4.75	9.50		B8I0193	26-Sep-18	0.263 L	28-Sep-18 00:20	1
PFUnA	2058-94-8	ND	2.89	4.75	9.50		B8I0193	26-Sep-18	0.263 L	28-Sep-18 00:20	1
PFDoA	307-55-1	ND	2.89	4.75	9.50		B8I0193	26-Sep-18	0.263 L	28-Sep-18 00:20	1
PFTTrDA	72629-94-8	ND	2.89	4.75	9.50		B8I0193	26-Sep-18	0.263 L	28-Sep-18 00:20	1
PFTeDA	376-06-7	ND	2.89	4.75	9.50		B8I0193	26-Sep-18	0.263 L	28-Sep-18 00:20	1
Labeled Standards	Type	% Recovery	Limits		Qualifiers	Batch	Extracted	Samp Size	Analyzed	Dilution	
13C2-PFHxA	SURR	90.6	70 - 130			B8I0193	26-Sep-18	0.263 L	28-Sep-18 00:20	1	
13C2-PFDA	SURR	98.4	70 - 130			B8I0193	26-Sep-18	0.263 L	28-Sep-18 00:20	1	
d5-EtFOSAA	SURR	83.2	70 - 130			B8I0193	26-Sep-18	0.263 L	28-Sep-18 00:20	1	

DL - Detection Limit

LOD - Limit of Detection

Results reported to the DL

LOQ - Limit of quantitation

When reported, PFHxS, PFOA, PFOS, MeFOSAA and EtFOSAA include both linear and branched isomers. Only the linear isomer is reported for all other analytes.

**Sample ID: CBD-1FB42-0918** **EPA Method 537**

Client Data				Laboratory Data			
Name:	CH2M Hill	Matrix:	Drinking Water	Lab Sample:	1803143-04	Column:	BEH C18
Project:	679580.14.FI.FS	Date Collected:	24-Sep-18 15:28	Date Received:	25-Sep-18 09:54		
Location:	TZ						4

Analyte	CAS Number	Conc. (ng/L)	DL	LOD	LOQ	Qualifiers	Batch	Extracted	Samp Size	Analyzed	Dilution
PFBS	375-73-5	ND	2.90	4.77	9.54		B8I0193	26-Sep-18	0.262 L	28-Sep-18 00:32	1
PFHxA	307-24-4	ND	2.90	4.77	9.54		B8I0193	26-Sep-18	0.262 L	28-Sep-18 00:32	1
PFHpA	375-85-9	ND	2.90	4.77	9.54		B8I0193	26-Sep-18	0.262 L	28-Sep-18 00:32	1
PFHxS	355-46-4	ND	2.90	4.77	9.54		B8I0193	26-Sep-18	0.262 L	28-Sep-18 00:32	1
PFOA	335-67-1	ND	2.90	4.77	9.54		B8I0193	26-Sep-18	0.262 L	28-Sep-18 00:32	1
PFNA	375-95-1	ND	2.90	4.77	9.54		B8I0193	26-Sep-18	0.262 L	28-Sep-18 00:32	1
PFOS	1763-23-1	ND	2.90	4.77	9.54		B8I0193	26-Sep-18	0.262 L	28-Sep-18 00:32	1
PFDA	335-76-2	ND	2.90	4.77	9.54		B8I0193	26-Sep-18	0.262 L	28-Sep-18 00:32	1
MeFOSAA	2355-31-9	ND	2.90	4.77	9.54		B8I0193	26-Sep-18	0.262 L	28-Sep-18 00:32	1
EtFOSAA	2991-50-6	ND	2.90	4.77	9.54		B8I0193	26-Sep-18	0.262 L	28-Sep-18 00:32	1
PFUnA	2058-94-8	ND	2.90	4.77	9.54		B8I0193	26-Sep-18	0.262 L	28-Sep-18 00:32	1
PFDoA	307-55-1	ND	2.90	4.77	9.54		B8I0193	26-Sep-18	0.262 L	28-Sep-18 00:32	1
PFTTrDA	72629-94-8	ND	2.90	4.77	9.54		B8I0193	26-Sep-18	0.262 L	28-Sep-18 00:32	1
PFTeDA	376-06-7	ND	2.90	4.77	9.54		B8I0193	26-Sep-18	0.262 L	28-Sep-18 00:32	1

Labeled Standards	Type	% Recovery	Limits	Qualifiers	Batch	Extracted	Samp Size	Analyzed	Dilution
13C2-PFHxA	SURR	98.6	70 - 130		B8I0193	26-Sep-18	0.262 L	28-Sep-18 00:32	1
13C2-PFDA	SURR	100	70 - 130		B8I0193	26-Sep-18	0.262 L	28-Sep-18 00:32	1
d5-EtFOSAA	SURR	77.3	70 - 130		B8I0193	26-Sep-18	0.262 L	28-Sep-18 00:32	1

DL - Detection Limit

LOD - Limit of Detection  
LOQ - Limit of quantitation

Results reported to the DL

When reported, PFHxS, PFOA, PFOS, MeFOSAA and EtFOSAA include both linear and branched isomers. Only the linear isomer is reported for all other analytes

m.w. 1/5/18



Basemap Data: Esri

- Legend**
- Sampling Area
  - Sampling Area
  - Site 10 Boundary
  - Base Boundary
  - Surface Water
  - 5-foot Contour Interval (dashed where inferred)
  - Direction of Shallow Groundwater Flow
  - Assumed Stream Channel
  - Stream

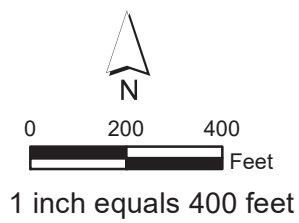


Figure 1  
Off-Base Drinking Water Sampling Results through November 2018  
NRL - Chesapeake Bay Detachment  
Chesapeake Beach, Maryland