Navy_CLEAN_PFAS_FOIA_request_covers_Nov2019.indd

NAVFAC
Naval Facilities Engineering Command

Groundwater Sample Results, Level 4 Laboratory Report, and Data Validation Report, SDG K1603420

Naval Air Warfare Center Weapons Division China Lake
China Lake, California

November 2019

APPROVED FOR PUBLIC RELEASE: DISTRIBUTION UNLIMITED

ALS Environmental
ALS Group USA, Corp
1317 South 13th Avenue
Kelso, WA 98626
T : +1 360 577 7222
F : +1 360 636 1068
www.alsglobal.com

June 03, 2016

Analytical Report for Service Request No: K1603420

Karin Kaiser
Kleinfelder/Gwen Vineyard
550 West C Street, Suite 1200
San Diego, CA 92101

RE: NAWS China Lake, Groundwater and Soil Investigatio / CTO 067

Dear Karin,

Enclosed are the results of the sample(s) submitted to our laboratory April 06, 2016
For your reference, these analyses have been assigned our service request number **K1603420.**

Analyses were performed according to our laboratory's NELAP-approved quality assurance program. The test results meet requirements of the current NELAP standards, where applicable, and except as noted in the laboratory case narrative provided. For a specific list of NELAP-accredited analytes, refer to the certifications section at www.alsglobal.com. All results are intended to be considered in their entirety, and ALS Group USA Corp. dba ALS Environmental (ALS) is not responsible for use of less than the complete report. Results apply only to the items submitted to the laboratory for analysis and individual items (samples) analyzed, as listed in the report.

Please contact me if you have any questions. My extension is 3376. You may also contact me via email at gregory.salata@alsglobal.com.

Respectfully submitted,

ALS Group USA, Corp. dba ALS Environmental

Gregory Salata, Ph.D.
Senior Project
Manager

ALS Environmental
ALS Group USA, Corp
1317 South 13th Avenue
Kelso, WA 98626
T : +1 360 577 7222
F : +1 360 636 1068
www.alsglobal.com

Table of Contents

Acronyms
Qualifiers
State Certifications, Accreditations, And Licenses
Case Narrative
Chain of Custody
Perfluorinated Sulfonic Acids and Perfluorinated Carboxylic Acids by HPLCMS
Raw Data
    Perfluorinated Sulfonic Acids and Perfluorinated Carboxylic Acids by HPLCMS

Acronyms

ASTM	American Society for Testing and Materials
A2LA	American Association for Laboratory Accreditation
CARB	California Air Resources Board
CAS Number	Chemical Abstract Service registry Number
CFC	Chlorofluorocarbon
CFU	Colony-Forming Unit
DEC	Department of Environmental Conservation
DEQ	Department of Environmental Quality
DHS	Department of Health Services
DOE	Department of Ecology
DOH	Department of Health
EPA	U. S. Environmental Protection Agency
ELAP	Environmental Laboratory Accreditation Program
GC	Gas Chromatography
GC/MS	Gas Chromatography/Mass Spectrometry
LOD	Limit of Detection
LOQ	Limit of Quantitation
LUFT	Leaking Underground Fuel Tank
M	Modified
MCL	Maximum Contaminant Level is the highest permissible concentration of a substance allowed in drinking water as established by the USEPA.
MDL	Method Detection Limit
MPN	Most Probable Number
MRL	Method Reporting Limit
NA	Not Applicable
NC	Not Calculated
NCASI	National Council of the Paper Industry for Air and Stream Improvement
ND	Not Detected
NIOSH	National Institute for Occupational Safety and Health
PQL	Practical Quantitation Limit
RCRA	Resource Conservation and Recovery Act
SIM	Selected Ion Monitoring
TPH	Total Petroleum Hydrocarbons
tr	Trace level is the concentration of an analyte that is less than the PQL but greater than or equal to the MDL.

Inorganic Data Qualifiers

*	The result is an outlier. See case narrative.
#	The control limit criteria is not applicable. See case narrative.
B	The analyte was found in the associated method blank at a level that is significant relative to the sample result as defined by the DOD or NELAC standards.
E	The result is an estimate amount because the value exceeded the instrument calibration range.
J	The result is an estimated value.
U	The analyte was analyzed for, but was not detected ("Non-detect") at or above the MRL/MDL. *DOD-QSM 4.2 definition* : Analyte was not detected and is reported as less than the LOD or as defined by the project. The detection limit is adjusted for dilution.
i	The MRL/MDL or LOQ/LOD is elevated due to a matrix interference.
X	See case narrative.
Q	See case narrative. One or more quality control criteria was outside the limits.
H	The holding time for this test is immediately following sample collection. The samples were analyzed as soon as possible after receipt by the laboratory.

Metals Data Qualifiers

#	The control limit criteria is not applicable. See case narrative.
J	The result is an estimated value.
E	The percent difference for the serial dilution was greater than 10%, indicating a possible matrix interference in the sample.
M	The duplicate injection precision was not met.
N	The Matrix Spike sample recovery is not within control limits. See case narrative.
S	The reported value was determined by the Method of Standard Additions (MSA).
U	The analyte was analyzed for, but was not detected ("Non-detect") at or above the MRL/MDL. *DOD-QSM 4.2 definition* : Analyte was not detected and is reported as less than the LOD or as defined by the project. The detection limit is adjusted for dilution.
W	The post-digestion spike for furnace AA analysis is out of control limits, while sample absorbance is less than 50% of spike absorbance.
i	The MRL/MDL or LOQ/LOD is elevated due to a matrix interference.
X	See case narrative.
+	The correlation coefficient for the MSA is less than 0.995.
Q	See case narrative. One or more quality control criteria was outside the limits.

Organic Data Qualifiers

*	The result is an outlier. See case narrative.
#	The control limit criteria is not applicable. See case narrative.
A	A tentatively identified compound, a suspected aldol-condensation product.
B	The analyte was found in the associated method blank at a level that is significant relative to the sample result as defined by the DOD or NELAC standards.
C	The analyte was qualitatively confirmed using GC/MS techniques, pattern recognition, or by comparing to historical data.
D	The reported result is from a dilution.
E	The result is an estimated value.
J	The result is an estimated value.
N	The result is presumptive. The analyte was tentatively identified, but a confirmation analysis was not performed.
P	The GC or HPLC confirmation criteria was exceeded. The relative percent difference is greater than 40% between the two analytical results.
U	The analyte was analyzed for, but was not detected ("Non-detect") at or above the MRL/MDL. *DOD-QSM 4.2 definition* : Analyte was not detected and is reported as less than the LOD or as defined by the project. The detection limit is adjusted for dilution.
i	The MRL/MDL or LOQ/LOD is elevated due to a chromatographic interference.
X	See case narrative.
Q	See case narrative. One or more quality control criteria was outside the limits.

Additional Petroleum Hydrocarbon Specific Qualifiers

F	The chromatographic fingerprint of the sample matches the elution pattern of the calibration standard.
L	The chromatographic fingerprint of the sample resembles a petroleum product, but the elution pattern indicates the presence of a greater amount of lighter molecular weight constituents than the calibration standard.
H	The chromatographic fingerprint of the sample resembles a petroleum product, but the elution pattern indicates the presence of a greater amount of heavier molecular weight constituents than the calibration standard.
O	The chromatographic fingerprint of the sample resembles an oil, but does not match the calibration standard.
Y	The chromatographic fingerprint of the sample resembles a petroleum product eluting in approximately the correct carbon range, but the elution pattern does not match the calibration standard.
Z	The chromatographic fingerprint does not resemble a petroleum product.

ALS Group USA Corp. dba ALS Environmental (ALS) - Kelso
State Certifications, Accreditations, and Licenses

Agency	Web Site	Number
Alaska DEC UST	http://dec.alaska.gov/applications/eh/ehllabreports/USTLabs.aspx	UST-040
Arizona DHS	http://www.azdhs.gov/lab/license/env.htm	AZ0339
Arkansas - DEQ	http://www.adeq.state.ar.us/techsvs/labcert.htm	88-0637
California DHS (ELAP)	http://www.cdph.ca.gov/certlic/labs/Pages/ELAP.aspx	2795
DOD ELAP	http://www.denix.osd.mil/edqw/Accreditation/AccreditedLabs.cfm	L14-51
Florida DOH	http://www.doh.state.fl.us/lab/EnvLabCert/WaterCert.htm	E87412
Hawaii DOH	Not available	-
ISO 17025	http://www.pjlabs.com/	L16-57
Louisiana DEQ	http://www.deq.louisiana.gov/portal/DIVISIONS/PublicParticipationandPermitSupport/LouisianaLaboratoryAccreditationProgram.aspx	03016
Maine DHS	Not available	WA01276
Minnesota DOH	http://www.health.state.mn.us/accreditation	053-999-457
Montana DPHHS	http://www.dphhs.mt.gov/publichealth/	CERT0047
Nevada DEP	http://ndep.nv.gov/bsdw/labservice.htm	WA01276
New Jersey DEP	http://www.nj.gov/dep/oqa/	WA005
North Carolina DWQ	http://www.dwqlab.org/	605
Oklahoma DEQ	http://www.deq.state.ok.us/CSDnew/labcert.htm	9801
Oregon – DEQ (NELAP)	http://public.health.oregon.gov/LaboratoryServices/EnvironmentalLaboratoryAccreditation/Pages/index.aspx	WA100010
South Carolina DHEC	http://www.scdhec.gov/environment/envserv/	61002
Texas CEQ	http://www.tceq.texas.gov/field/qa/env_lab_accreditation.html	T104704427
Washington DOE	http://www.ecy.wa.gov/programs/eap/labs/lab-accreditation.html	C544
Wisconsin DNR	http://dnr.wi.gov/	998386840
Wyoming (EPA Region 8)	http://www.epa.gov/region8/water/dwhome/wyomingdi.html	-
Kelso Laboratory Website	www.alsglobal.com	NA

Analyses were performed according to our laboratory's NELAP-approved quality assurance program. A complete listing of specific NELAP-certified analytes, can be found in the certification section at www.ALSGlobal.com or at the accreditation bodies web site.
Please refer to the certification and/or accreditation body's web site if samples are submitted for compliance purposes. The states highlighted above, require the analysis be listed on the state certification if used for compliance purposes and if the method/anlayte is offered by that state.

Case Narrative

ALS Environmental—Kelso Laboratory
1317 South 13th Avenue, Kelso, WA 98626
Phone (360)577-7222 Fax (360)636-1068
www.alsglobal.com

ALS ENVIRONMENTAL

Client:	Kleinfelder	**Service Request No.:**	K1603420
Project:	NAWS China Lake, Groundwater and Soil Investigation/ CTO 067	**Date Received:**	04/06/16
Sample Matrix:	Water		

Case Narrative

All analyses were performed consistent with the quality assurance program of ALS Environmental. This report contains analytical results for samples designated for Tier IV validation deliverables including summary forms and all of the associated raw data for each of the analyses. When appropriate to the method, method blank results have been reported with each analytical test.

Sample Receipt

Nine water samples were received for analysis at ALS Environmental on 04/06/16. The samples were received in good condition and consistent with the accompanying chain of custody form. The samples were stored in a refrigerator at 4ºC upon receipt at the laboratory.

Perfluorinated Sulfonic Acids and Perfluorinated Carboxylic Acids by HPLC/MS

Calibration Verification Exceptions:
The upper control criterion was exceeded for Perfluorooctanoic Acid, and Perfluorooctane Sulfonate in Continuing Calibration Verification (CCV) 050116\1073.wiff. The associated field samples with this CCV were reported from a different run. The error associated with the increased recovery equates to a potential slight high bias in Method Blank KQ1603496-04. No further corrective action was taken.

The upper control criterion was exceeded for Perfluorooctanoic Acid in Continuing Calibration Verification (CCV) 050116\1085.wiff. The associated field samples with this CCV were reported from a different run. No further corrective action was required.

Method Blank Exceptions:
The Method Blank KQ1603496-04 contained a low level of Perfluorooctanoic Acid, and Perfluorooctane Sulfonate above ½ the Method Reporting Limit (MRL). In accordance with ALS QA/QC policy, all sample results less than ten times the level found in the Method Blank was flagged. No further corrective action was taken.

Surrogate Exceptions:
The control criteria for several surrogates in several samples, and Batch QC Samples MS KQ1603496-01, and DMS KQ1603496-02 were not applicable. The analysis of the sample required a dilution, which resulted in a surrogate concentration below the reporting limit. No further corrective action was appropriate.

The upper control criterion was exceeded for Perfluoro-n-[1,2,3,4-13C4] octanoic acid in sample KCH067-092 due to suspected matrix interferences. No further corrective action was appropriate.

Approved by_____

Matrix Spike Recovery Exceptions:
The control criteria for matrix spike recovery of all analytes for sample KCH067-089 were not applicable. The analyte concentration in the sample was significantly higher than the added spike concentration, preventing accurate evaluation of the spike recovery. Since the analyte in question had positive detection in the parent sample the result was "J" flagged as per the DOD QAPP. No further corrective action was appropriate.

Elevated Detection Limits:
Several samples required a reduction in sample volume extracted due to high levels of target analytes. The reporting limits were adjusted to reflect the reduction in volume.

Sample Notes and Discussion:
The surrogate correction as described LCP-PFC was not applied to several samples due to dilutions for high levels of target compounds. The dilutions resulted in surrogate concentrations at or below the lower calibration limit preventing accurate quantitation. No further corrective action was taken.

Manual integration of one or more chromatographic peaks was required to correct the integration performed by the automated data processing program. The manual integration was performed in accordance with ALS policy, which is consistent with the National Environmental Laboratory Accreditation Program (NELAP), Department of Defense (DOD), and other certifying agencies. The analytes that required manual integrations are identified on each sample report contained in this data package.

No other anomalies associated with the analysis of these samples were observed.

Approved by 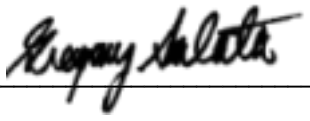

Chain of Custody

ALS Environmental—Kelso Laboratory
1317 South 13th Avenue, Kelso, WA 98626
Phone (360)577-7222 Fax (360)636-1068
www.alsglobal.com

Chain of Custody Form

K1603420

COC# 067-403-405
Page 1 of 2

NAWS China Lake,Groundwater and Soil Investigations,CTO 067

Project Chemist: Karin Kaiser

Contact: kkaiser@kleinfelder.com; 720-612-0485

Sampler: Bill Bergeron

Sampler Phone: 781-572-4574

Signature:

Date: 4/03 - 4/04

Analytical Laboratory
ALS-KELSO
1317 South 13th Avenue
Kelso, WA 98626
(360) 577-7222
Attn: Greg Salata

28-day LIV package &
EQuIS LOD/LOQ EFWEDD

Deliver data to
kkaiser@kleinfelder.com &
gkellar@kleinfelder.com

General Comments:
P=Preserved;
U=Unpreserved;
FP=Filtered/Preserved

Sample ID	Location ID	Sample Matrix	Sample Date	Sample Time	# Containers	PFOA/PFOS/PFBS-LC/MS/MS												Sample Comments
KCH067-087	KCH43-MW09	W	4/3	1441	2	U												
KCH067-088	KCH43-MW10	W	4/4	1027	2	U												
KCH067-089	WG43-MW08	W		1040	2	U												
KCH067-089 MS				1040	2	U												
KCH067-089 MSD				1040	2	U												
KCH067-091	RLS43-MW05			1306	2	U												
KCH067-092	WGH3-MW07			1502	2	U												
KCH067-093	RINSATE1			1600	2	U												

Sample Transport:
Lab Courier
Shipping Company: FEDEX

Sample Disposal
Disposal by Lab - 60 day retention
Tracking #

Relinquished by:	Date:	Time:	Received by:	Date:	Time:
Bill Bergeron	1400 4/5		A. Jewell ALS	4-6-14	1010
Relinquished by:	Date:	Time:	Received by:	Date:	Time:

KCH

Chain of Custody Form

K1603420

COC# 067-403-405
Page 2 of 2

NAWS China Lake,Groundwater and Soil Investigations,CTO 067	Sampler: Bill Bergeron	
Project Chemist: Karin Kaiser	Sampler Phone: 781-572-4574	Date: 4/4-4/5
Contact: kkaiser@kleinfelder.com; 720-612-0485	Signature:	

Analytical Laboratory
ALS-KELSO
1317 South 13th Avenue
Kelso, WA 98626
(360) 577-7222
Attn: Greg Salata

28-day LIV package &
EQuIS LOD/LOQ EFWEDD

Deliver data to
kkaiser@kleinfelder.com &
gkellar@kleinfelder.com

General Comments:
P=Preserved;
U=Unpreserved;
FP=Filtered/Preserved

	Sample ID	Location ID	Sample Matrix	Sample Date	Sample Time	# Containers	PFOA/PFOS/PFBS-LC/MS/MS												Sample Comments
7	KCH067-094	RINSATE 2	W	4/4	1710	2	U												
8	KCH067-104	SWB	↓	4/5	0915	2	U												
9	KCH067-107	KCH43-MW09	↓	4/3	1458	2	U												
	KCH067-																		
	KCH067-																		
	KCH067-																		
	KCH067-																		
	KCH067-																		

DB 4/5

Sample Transport:
Lab Courier ☐
Shipping Company: ☐

Sample Disposal
Disposal by Lab - 60 day retention
Tracking #

Relinquished by:	Date:	Time:	Received by: A. Juel (ALS	Date: A 4/6-16	Time: 1070
Relinquished by:	Date:	Time:	Received by:	Date:	Time:

PC Gwely

Cooler Receipt and Preservation Form

Client Kleinfelder Service Request *K16* 03420

Received: 4-6-16 Opened: 4-6-16 By: AJ Unloaded: 4-6-16 By: AJ

1. Samples were received via? *Mail* (*Fed Ex*) *UPS* *DHL* *PDX* *Courier* *Hand Delivered*
2. Samples were received in: (circle) (*Cooler*) *Box* *Envelope* *Other* _____ *NA*
3. Were custody seals on coolers? NA (Y) N If yes, how many and where? 2F
   If present, were custody seals intact? (Y) N If present, were they signed and dated? (Y) N

Raw Cooler Temp	Corrected Cooler Temp	Raw Temp Blank	Corrected Temp Blank	Corr. Factor	Thermometer ID	Cooler/COC ID NA	Tracking Number NA	Filed
-0.6	-0.7	-0.7	-0.8	-0.1	362		783753729250	

4. Packing material: *Inserts* (*Baggies*) *Bubble Wrap* *Gel Packs* (*Wet Ice*) *Dry Ice* *Sleeves* _____
5. Were custody papers properly filled out (ink, signed, etc.)? NA (Y) N
6. Did all bottles arrive in good condition (unbroken)? *Indicate in the table below.* NA (Y) N
7. Were all sample labels complete (i.e analysis, preservation, etc.)? NA (Y) N
8. Did all sample labels and tags agree with custody papers? *Indicate major discrepancies in the table on page 2.* NA (Y) N
9. Were appropriate bottles/containers and volumes received for the tests indicated? NA (Y) N
10. Were the pH-preserved bottles (*see SMO GEN SOP*) received at the appropriate pH? *Indicate in the table below* (NA) Y N
11. Were VOA vials received without headspace? *Indicate in the table below.* (NA) Y N
12. Was C12/Res negative? (NA) Y N

Sample ID on Bottle	Sample ID on COC	Identified by:

Sample ID	Bottle Count Bottle Type	Out of Temp	Head-space	Broke	pH	Reagent	Volume added	Reagent Lot Number	Initials	Time

Notes, Discrepancies, & Resolutions: _____

Page____of____

Perfluorinated Sulfonic Acids and Perfluorinated Carboxylic Acids by HPLC/MS

ALS Environmental—Kelso Laboratory
1317 South 13th Avenue, Kelso, WA 98626
Phone (360)577-7222 Fax (360)636-1068
www.alsglobal.com

Analytical Report

Client:	Kleinfelder	**Service Request:**	K1603420
Project:	NAWS China Lake, Groundwater and Soil Investigatio/CTO 067	**Date Collected:**	04/03/16 14:41
Sample Matrix:	Water	**Date Received:**	04/06/16 10:10
Sample Name:	KCH067-087	**Units:**	ng/L
Lab Code:	K1603420-001	**Basis:**	NA

Perfluorinated Sulfonic Acids and Perfluorinated Carboxylic Acids by HPLC/MS

Analysis Method: PFC/537M
Prep Method: EPA 3535A

Analyte Name	Result	LOQ	LOD	MDL	Dil.	Date Analyzed	Date Extracted	Q
Perfluorobutane Sulfonate	**330000**	9600	2400	820	2000	05/24/16 21:05	4/14/16	
Perfluorooctanoic Acid	**3200000**	48000	8000	2700	10000	05/24/16 19:39	4/14/16	
Perfluorooctane Sulfonate	**1600000**	9600	2400	1200	2000	05/24/16 21:05	4/14/16	

Surrogate Name	% Rec	Control Limits	Date Analyzed	Q
Sodium perfluoro-1-hexane[18O2]sulfonate	696	20 - 128	05/24/16 21:05	*
Perfluoro-n-[1,2,3,4-13C4] octanoic acid	98	13 - 142	05/24/16 21:05	
Sodium perfluoro-1-[1,2,3,4-13C4] octanesulfonate	91	11 - 131	05/24/16 21:05	

Analytical Report

Client:	Kleinfelder	**Service Request:**	K1603420
Project:	NAWS China Lake, Groundwater and Soil Investigatio/CTO 067	**Date Collected:**	04/04/16 10:27
Sample Matrix:	Water	**Date Received:**	04/06/16 10:10
Sample Name:	KCH067-088	**Units:**	ng/L
Lab Code:	K1603420-002	**Basis:**	NA

Perfluorinated Sulfonic Acids and Perfluorinated Carboxylic Acids by HPLC/MS

Analysis Method: PFC/537M
Prep Method: EPA 3535A

Analyte Name	Result	LOQ	LOD	MDL	Dil.	Date Analyzed	Date Extracted	Q
Perfluorobutane Sulfonate	**1800**	4.6	1.2	0.41	1	05/02/16 07:17	4/14/16	
Perfluorooctanoic Acid	**89000**	2300	400	140	500	05/24/16 20:48	4/14/16	
Perfluorooctane Sulfonate	**9300**	2300	600	300	500	05/24/16 20:48	4/14/16	

Surrogate Name	% Rec	Control Limits	Date Analyzed	Q
Sodium perfluoro-1-hexane[18O2]sulfonate	84	20 - 128	05/02/16 07:17	
Perfluoro-n-[1,2,3,4-13C4] octanoic acid	99	13 - 142	05/24/16 20:48	
Sodium perfluoro-1-[1,2,3,4-13C4] octanesulfonate	102	11 - 131	05/02/16 07:17	

Analytical Report

Client:	Kleinfelder	**Service Request:**	K1603420
Project:	NAWS China Lake, Groundwater and Soil Investigatio/CTO 067	**Date Collected:**	04/04/16 10:40
Sample Matrix:	Water	**Date Received:**	04/06/16 10:10
Sample Name:	KCH067-089	**Units:**	ng/L
Lab Code:	K1603420-003	**Basis:**	NA

Perfluorinated Sulfonic Acids and Perfluorinated Carboxylic Acids by HPLC/MS

Analysis Method: PFC/537M
Prep Method: EPA 3535A

Analyte Name	Result		LOQ	LOD	MDL	Dil.	Date Analyzed	Date Extracted	Q
Perfluorobutane Sulfonate	**12000**	**J**	460	120	41	100	05/12/16 17:28	4/14/16	
Perfluorooctanoic Acid	**2300000**	**J**	46000	8000	2700	10000	05/24/16 19:56	4/14/16	
Perfluorooctane Sulfonate	**5700000**	**J**	46000	12000	6000	10000	05/24/16 19:56	4/14/16	

Surrogate Name	% Rec	Control Limits	Date Analyzed	Q
Sodium perfluoro-1-hexane[18O2]sulfonate	792	20 - 128	05/12/16 17:28	*
Perfluoro-n-[1,2,3,4-13C4] octanoic acid	6	13 - 142	05/02/16 07:35	*
Sodium perfluoro-1-[1,2,3,4-13C4] octanesulfonate	112	11 - 131	05/02/16 07:35	

Analytical Report

Client:	Kleinfelder	**Service Request:**	K1603420
Project:	NAWS China Lake, Groundwater and Soil Investigatio/CTO 067	**Date Collected:**	04/04/16 13:06
Sample Matrix:	Water	**Date Received:**	04/06/16 10:10
Sample Name:	KCH067-091	**Units:**	ng/L
Lab Code:	K1603420-004	**Basis:**	NA

Perfluorinated Sulfonic Acids and Perfluorinated Carboxylic Acids by HPLC/MS

Analysis Method: PFC/537M
Prep Method: EPA 3535A

Analyte Name	Result	LOQ	LOD	MDL	Dil.	Date Analyzed	Date Extracted	Q
Perfluorobutane Sulfonate	**2900**	230	60	21	50	05/12/16 16:52	4/14/16	
Perfluorooctanoic Acid	**50000**	230	40	14	50	05/12/16 16:52	4/14/16	
Perfluorooctane Sulfonate	**8800**	230	60	30	50	05/12/16 16:52	4/14/16	

Surrogate Name	% Rec	Control Limits	Date Analyzed	Q
Sodium perfluoro-1-hexane[18O2]sulfonate	124	20 - 128	05/12/16 16:52	
Perfluoro-n-[1,2,3,4-13C4] octanoic acid	120	13 - 142	05/12/16 16:52	
Sodium perfluoro-1-[1,2,3,4-13C4] octanesulfonate	127	11 - 131	05/12/16 16:52	

Analytical Report

Client:	Kleinfelder	**Service Request:**	K1603420
Project:	NAWS China Lake, Groundwater and Soil Investigatio/CTO 067	**Date Collected:**	04/04/16 15:02
Sample Matrix:	Water	**Date Received:**	04/06/16 10:10
Sample Name:	KCH067-092	**Units:**	ng/L
Lab Code:	K1603420-005	**Basis:**	NA

Perfluorinated Sulfonic Acids and Perfluorinated Carboxylic Acids by HPLC/MS

Analysis Method: PFC/537M
Prep Method: EPA 3535A

Analyte Name	Result	LOQ	LOD	MDL	Dil.	Date Analyzed	Date Extracted	Q
Perfluorobutane Sulfonate	**260000**	9300	2400	820	2000	05/24/16 20:13	4/14/16	
Perfluorooctanoic Acid	**2600000**	9300	1600	540	2000	05/24/16 20:13	4/14/16	
Perfluorooctane Sulfonate	**1100000**	9300	2400	1200	2000	05/24/16 20:13	4/14/16	

Surrogate Name	% Rec	Control Limits	Date Analyzed	Q
Sodium perfluoro-1-hexane[18O2]sulfonate	572	20 - 128	05/24/16 20:13	*
Perfluoro-n-[1,2,3,4-13C4] octanoic acid	5	13 - 142	05/02/16 09:22	*
Sodium perfluoro-1-[1,2,3,4-13C4] octanesulfonate	56	11 - 131	05/24/16 20:13	

Analytical Report

Client:	Kleinfelder	**Service Request:**	K1603420
Project:	NAWS China Lake, Groundwater and Soil Investigatio/CTO 067	**Date Collected:**	04/04/16 16:00
Sample Matrix:	Water	**Date Received:**	04/06/16 10:10
Sample Name:	KCH067-093	**Units:**	ng/L
Lab Code:	K1603420-006	**Basis:**	NA

Perfluorinated Sulfonic Acids and Perfluorinated Carboxylic Acids by HPLC/MS

Analysis Method: PFC/537M
Prep Method: EPA 3535A

Analyte Name	Result		LOQ	LOD	MDL	Dil.	Date Analyzed	Date Extracted	Q
Perfluorobutane Sulfonate	**2.0**	**J**	4.6	1.2	0.41	1	05/12/16 11:49	4/14/16	
Perfluorooctanoic Acid	**28**	**B**	4.6	0.80	0.27	1	05/12/16 11:49	4/14/16	
Perfluorooctane Sulfonate	**170**		4.6	1.2	0.60	1	05/12/16 11:49	4/14/16	

Surrogate Name	% Rec	Control Limits	Date Analyzed	Q
Sodium perfluoro-1-hexane[18O2]sulfonate	112	20 - 128	05/12/16 11:49	
Perfluoro-n-[1,2,3,4-13C4] octanoic acid	123	13 - 142	05/12/16 11:49	
Sodium perfluoro-1-[1,2,3,4-13C4] octanesulfonate	116	11 - 131	05/12/16 11:49	

Analytical Report

Client:	Kleinfelder	**Service Request:**	K1603420
Project:	NAWS China Lake, Groundwater and Soil Investigatio/CTO 067	**Date Collected:**	04/04/16 17:10
Sample Matrix:	Water	**Date Received:**	04/06/16 10:10
Sample Name:	KCH067-094	**Units:**	ng/L
Lab Code:	K1603420-007	**Basis:**	NA

Perfluorinated Sulfonic Acids and Perfluorinated Carboxylic Acids by HPLC/MS

Analysis Method: PFC/537M
Prep Method: EPA 3535A

Analyte Name	Result	LOQ	LOD	MDL	Dil.	Date Analyzed	Date Extracted	Q
Perfluorobutane Sulfonate	**46**	4.6	1.2	0.41	1	05/12/16 12:07	4/14/16	
Perfluorooctanoic Acid	**410**	4.6	0.80	0.27	1	05/12/16 12:07	4/14/16	
Perfluorooctane Sulfonate	**630**	4.6	1.2	0.60	1	05/12/16 12:07	4/14/16	

Surrogate Name	% Rec	Control Limits	Date Analyzed	Q
Sodium perfluoro-1-hexane[18O2]sulfonate	95	20 - 128	05/12/16 12:07	
Perfluoro-n-[1,2,3,4-13C4] octanoic acid	105	13 - 142	05/12/16 12:07	
Sodium perfluoro-1-[1,2,3,4-13C4] octanesulfonate	103	11 - 131	05/12/16 12:07	

Analytical Report

Client:	Kleinfelder	**Service Request:**	K1603420
Project:	NAWS China Lake, Groundwater and Soil Investigatio/CTO 067	**Date Collected:**	04/05/16 09:15
Sample Matrix:	Water	**Date Received:**	04/06/16 10:10
Sample Name:	KCH067-104	**Units:**	ng/L
Lab Code:	K1603420-008	**Basis:**	NA

Perfluorinated Sulfonic Acids and Perfluorinated Carboxylic Acids by HPLC/MS

Analysis Method: PFC/537M
Prep Method: EPA 3535A

Analyte Name	Result		LOQ	LOD	MDL	Dil.	Date Analyzed	Date Extracted	Q
Perfluorobutane Sulfonate	**0.41**	**J**	4.6	1.2	0.41	1	05/12/16 12:24	4/14/16	
Perfluorooctanoic Acid	**11**	**B**	4.6	0.80	0.27	1	05/12/16 12:24	4/14/16	
Perfluorooctane Sulfonate	**80**		4.6	1.2	0.60	1	05/12/16 12:24	4/14/16	

Surrogate Name	% Rec	Control Limits	Date Analyzed	Q
Sodium perfluoro-1-hexane[18O2]sulfonate	110	20 - 128	05/12/16 12:24	
Perfluoro-n-[1,2,3,4-13C4] octanoic acid	115	13 - 142	05/12/16 12:24	
Sodium perfluoro-1-[1,2,3,4-13C4] octanesulfonate	114	11 - 131	05/12/16 12:24	

Analytical Report

Client:	Kleinfelder	**Service Request:**	K1603420
Project:	NAWS China Lake, Groundwater and Soil Investigatio/CTO 067	**Date Collected:**	04/03/16 14:58
Sample Matrix:	Water	**Date Received:**	04/06/16 10:10
Sample Name:	KCH067-107	**Units:**	ng/L
Lab Code:	K1603420-009	**Basis:**	NA

Perfluorinated Sulfonic Acids and Perfluorinated Carboxylic Acids by HPLC/MS

Analysis Method: PFC/537M
Prep Method: EPA 3535A

Analyte Name	Result	LOQ	LOD	MDL	Dil.	Date Analyzed	Date Extracted	Q
Perfluorobutane Sulfonate	**28000**	450	120	41	100	05/12/16 18:03	4/14/16	
Perfluorooctanoic Acid	**1800000**	8900	1600	540	2000	05/24/16 20:31	4/14/16	
Perfluorooctane Sulfonate	**1300000**	8900	2400	1200	2000	05/24/16 20:31	4/14/16	

Surrogate Name	% Rec	Control Limits	Date Analyzed	Q
Sodium perfluoro-1-hexane[18O2]sulfonate	328	20 - 128	05/12/16 18:03	*
Perfluoro-n-[1,2,3,4-13C4] octanoic acid	95	13 - 142	05/24/16 20:31	
Sodium perfluoro-1-[1,2,3,4-13C4] octanesulfonate	95	11 - 131	05/24/16 20:31	

Analytical Report

Client:	Kleinfelder	**Service Request:**	K1603420
Project:	NAWS China Lake, Groundwater and Soil Investigatio/CTO 067	**Date Collected:**	NA
Sample Matrix:	Water	**Date Received:**	NA
Sample Name:	Method Blank	**Units:**	ng/L
Lab Code:	KQ1603496-04	**Basis:**	NA

Perfluorinated Sulfonic Acids and Perfluorinated Carboxylic Acids by HPLC/MS

Analysis Method: PFC/537M
Prep Method: EPA 3535A

Analyte Name	Result		LOQ	LOD	MDL	Dil.	Date Analyzed	Date Extracted	Q
Perfluorobutane Sulfonate	ND	U	5.0	1.2	0.41	1	05/02/16 05:48	4/14/16	
Perfluorooctanoic Acid	**4.2**	**J**	5.0	0.80	0.27	1	05/02/16 05:48	4/14/16	
Perfluorooctane Sulfonate	**6.7**		5.0	1.2	0.60	1	05/02/16 05:48	4/14/16	

Surrogate Name	% Rec	Control Limits	Date Analyzed	Q
Sodium perfluoro-1-hexane[18O2]sulfonate	121	20 - 128	05/02/16 05:48	
Perfluoro-n-[1,2,3,4-13C4] octanoic acid	126	13 - 142	05/02/16 05:48	
Sodium perfluoro-1-[1,2,3,4-13C4] octanesulfonate	118	11 - 131	05/02/16 05:48	

Client: Kleinfelder **Service Request:** K1603420

Project: NAWS China Lake, Groundwater and Soil Investigatio/CTO 067

Sample Matrix: Water

SURROGATE RECOVERY SUMMARY

Perfluorinated Sulfonic Acids and Perfluorinated Carboxylic Acids by HPLC/MS

Analysis Method: PFC/537M

Extraction Method: EPA 3535A

Sample Name	Lab Code	Sodium perfluoro-1-hexane [18O2]sulfonate 20 - 128	Perfluoro-n-[1,2,3,4-13C4] octanoic acid 13 - 142	Sodium perfluoro-1-[1,2,3,4-13C4] octanesulfonate 11 - 131
KCH067-087	K1603420-001	696 *	98	91
KCH067-088	K1603420-002	84	99	102
KCH067-089	K1603420-003	792 *	6 *	112
KCH067-091	K1603420-004	124	120	127
KCH067-092	K1603420-005	572 *	5 *	56
KCH067-093	K1603420-006	112	123	116
KCH067-094	K1603420-007	95	105	103
KCH067-104	K1603420-008	110	115	114
KCH067-107	K1603420-009	328 *	95	95
KCH067-089	KQ1603496-01	67	6 *	105
KCH067-089	KQ1603496-02	64	6 *	98
Lab Control Sample	KQ1603496-03	111	120	116
Method Blank	KQ1603496-04	121	126	118

Client: Kleinfelder **Service Request:** K1603420
Project: NAWS China Lake, Groundwater and Soil Investigatio/CTO **Date Analyzed:** 05/01/16 17:01

Internal Standard Area and RT SUMMARY

Perfluorinated Sulfonic Acids and Perfluorinated Carboxylic Acids by HPLC/MS

File ID: 050116\1061.wiff **Lab Code:** KQ1604612-03
Instrument ID: K-LCMS-02 **Analysis Lot:** 494376
Analysis Method: PFC/537M **Signal ID:** 1

	N-methyl-d3-perfluoro-1-octanesulfonamide	
	Area	**RT**
ICAL Result ==>	459,107	10.8
Upper Limit ==>	688,661	11.80
Lower Limit ==>	229,554	9.80

Associated Analyses

Continuing Calibration Verification	KQ1604612-03	418122.48	10.8
Method Blank	KQ1603496-04	306565.91	10.8
Lab Control Sample	KQ1603496-03	349655.81	10.8
KCH067-088	K1603420-002.R01	347574.72	10.8
KCH067-089	K1603420-003.R01	269412.00	10.8
KCH067-089	KQ1603496-01	298950.26	10.8
KCH067-089	KQ1603496-02	307197.40	10.8

Client: Kleinfelder **Service Request:**K1603420
Project: NAWS China Lake, Groundwater and Soil Investigatio/CTO **Date Analyzed:**05/01/16 17:01

Internal Standard Area and RT SUMMARY

Perfluorinated Sulfonic Acids and Perfluorinated Carboxylic Acids by HPLC/MS

File ID: 050116\1073.wiff **Lab Code:**KQ1604612-06
Instrument ID: K-LCMS-02 **Analysis Lot:**494376
Analysis Method: PFC/537M **Signal ID:**1

	N-methyl-d3-perfluoro-1-octanesulfonamide	
	Area	**RT**
ICAL Result ==>	459,107	10.8
Upper Limit ==>	688,661	11.80
Lower Limit ==>	229,554	9.80

Associated Analyses

Continuing Calibration Verification	KQ1604612-04	418642.80	10.8
Continuing Calibration Verification	KQ1604612-06	418642.80	10.8
KCH067-092	K1603420-005.R01	349681.09	10.7

Client: Kleinfelder **Service Request:** K1603420
Project: NAWS China Lake, Groundwater and Soil Investigatio/CTO **Date Analyzed:** 05/12/16 09:27

Internal Standard Area and RT SUMMARY

Perfluorinated Sulfonic Acids and Perfluorinated Carboxylic Acids by HPLC/MS

File ID: 051116\1079.wiff **Lab Code:** KQ1605811-01
Instrument ID: K-LCMS-02 **Analysis Lot:** 499061
Analysis Method: PFC/537M **Signal ID:** 1

	N-methyl-d3-perfluoro-1-octanesulfonamide	
	Area	**RT**
ICAL Result ==>	480,587	10.7
Upper Limit ==>	720,881	11.70
Lower Limit ==>	240,294	9.70

Associated Analyses

Continuing Calibration Verification	KQ1605811-01	453018.39	10.7
KCH067-093	K1603420-006	428754.37	10.7
KCH067-094	K1603420-007	407203.25	10.7
KCH067-104	K1603420-008	457995.35	10.7

ALS Group USA, Corp.
dba ALS Environmental

QA/QC Report

Client: Kleinfelder **Service Request:**K1603420
Project: NAWS China Lake, Groundwater and Soil Investigatio/CTO **Date Analyzed:**05/12/16 09:27

Internal Standard Area and RT SUMMARY

Perfluorinated Sulfonic Acids and Perfluorinated Carboxylic Acids by HPLC/MS

File ID: 051116\1092.wiff **Lab Code:**KQ1605811-02
Instrument ID: K-LCMS-02 **Analysis Lot:**499061
Analysis Method: PFC/537M **Signal ID:**1

	N-methyl-d3-perfluoro-1-octanesulfonamide	
	Area	**RT**
ICAL Result ==>	480,587	10.7
Upper Limit ==>	720,881	11.70
Lower Limit ==>	240,294	9.70

Associated Analyses

Continuing Calibration Verification	KQ1605811-02	455697.47	10.7
KCH067-091	K1603420-004	459390.83	10.7
KCH067-089	K1603420-003	524386.33	10.7
KCH067-107	K1603420-009	550679.60	10.7

ALS Group USA, Corp.
dba ALS Environmental

QA/QC Report

Client: Kleinfelder **Service Request:**K1603420
Project: NAWS China Lake, Groundwater and Soil Investigatio/CTO **Date Analyzed:**05/24/16 19:05

Internal Standard Area and RT SUMMARY

Perfluorinated Sulfonic Acids and Perfluorinated Carboxylic Acids by HPLC/MS

File ID: 052416\1019.wiff **Lab Code:**KQ1605434-01
Instrument ID: K-LCMS-03 **Analysis Lot:**498197
Analysis Method: PFC/537M **Signal ID:**1

	N-methyl-d3-perfluoro-1-octanesulfonamide	
	Area	**RT**
ICAL Result ==>	1,154,480	10.9
Upper Limit ==>	1,731,720	11.90
Lower Limit ==>	577,240	9.90

Associated Analyses

Continuing Calibration Verification	KQ1605434-01	1019400	10.9		
KCH067-087	K1603420-001	1028900	10.9	989350	10.9
KCH067-089	K1603420-003.R02	990370	10.9		
KCH067-092	K1603420-005	1007400	10.9		
KCH067-107	K1603420-009.R02	1006100	10.9		
KCH067-088	K1603420-002	987650	10.9		

Client:	Kleinfelder	**Service Request:**	K1603420
Project:	NAWS China Lake, Groundwater and Soil Investigatio/CTO 067	**Date Collected:**	04/04/16
Sample Matrix:	Water	**Date Received:**	04/06/16
		Date Analyzed:	05/2/16
		Date Extracted:	04/14/16

Duplicate Matrix Spike Summary
Perfluorinated Sulfonic Acids and Perfluorinated Carboxylic Acids by HPLC/MS

Sample Name:	KCH067-089	**Units:**	ng/L
Lab Code:	K1603420-003	**Basis:**	NA
Analysis Method:	PFC/537M		
Prep Method:	EPA 3535A		

		Matrix Spike KQ1603496-01			**Duplicate Matrix Spike** KQ1603496-02					
Analyte Name	**Sample Result**	**Result**	**Spike Amount**	**% Rec**	**Result**	**Spike Amount**	**% Rec**	**% Rec Limits**	**RPD**	**RPD Limit**
Perfluorobutane Sulfonate	12000 J	3880	143	-5398 #	3960	143	-5339 #	70-127	2	30
Perfluorooctane Sulfonate	5700000 J	6860	143	-3956679 #	5690	143	-3957499 #	74-135	19	30
Perfluorooctanoic Acid	2300000 J	340000	143	-1394528 #	324000	143	-1405407 #	72-130	5	30

Results flagged with an asterisk (*) indicate values outside control criteria.

Results flagged with a pound (#) indicate the control criteria is not applicable.

Percent recoveries and relative percent differences (RPD) are determined by the software using values in the calculation which have not been rounded.

Client:	Kleinfelder	**Service Request:**	K1603420
Project:	NAWS China Lake, Groundwater and Soil Investigatio/CTO 067	**Date Analyzed:**	05/02/16
Sample Matrix:	Water	**Date Extracted:**	04/14/16

Lab Control Sample Summary
Perfluorinated Sulfonic Acids and Perfluorinated Carboxylic Acids by HPLC/MS

Analysis Method:	PFC/537M	**Units:**	ng/L
Prep Method:	EPA 3535A	**Basis:**	NA
		Analysis Lot:	494376

Lab Control Sample
KQ1603496-03

Analyte Name	Result	Spike Amount	% Rec	% Rec Limits
Perfluorobutane Sulfonate	156	160	98	70-127
Perfluorooctane Sulfonate	156	160	98	74-135
Perfluorooctanoic Acid	153	160	95	72-130

Client: Kleinfelder **Service Request:**K1603420
Project: NAWS China Lake, Groundwater and Soil Investigatio/CTO 067 **Date Analyzed:**05/02/16 05:48
Sample Matrix: Water **Date Extracted:**04/14/16

Method Blank Summary
Perfluorinated Sulfonic Acids and Perfluorinated Carboxylic Acids by HPLC/MS

Sample Name: Method Blank **Instrument ID:**K-LCMS-02
Lab Code: KQ1603496-04 **File ID:**050116\1063.wiff

Analysis Method: PFC/537M **Analysis Lot:**494376
Prep Method: EPA 3535A **Extraction Lot:**259355

This Method Blank applies to the following analyses.

Sample Name	Lab Code	File ID	Date Analyzed
Lab Control Sample	KQ1603496-03	050116\1064.wiff	05/02/16 06:06
KCH067-088	K1603420-002	050116\1068.wiff	05/02/16 07:17
KCH067-089	K1603420-003	050116\1069.wiff	05/02/16 07:35
KCH067-089	KQ1603496-01	050116\1070.wiff	05/02/16 07:53
KCH067-089	KQ1603496-02	050116\1071.wiff	05/02/16 08:11
KCH067-092	K1603420-005	050116\1075.wiff	05/02/16 09:22
KCH067-093	K1603420-006	051116\1082.wiff	05/12/16 11:49
KCH067-094	K1603420-007	051116\1083.wiff	05/12/16 12:07
KCH067-104	K1603420-008	051116\1084.wiff	05/12/16 12:24
KCH067-091	K1603420-004	051116\1099.wiff	05/12/16 16:52
KCH067-089	K1603420-003	051116\1101.wiff	05/12/16 17:28
KCH067-107	K1603420-009	051116\1103.wiff	05/12/16 18:03
KCH067-087	K1603420-001	052416\1021.wiff	05/24/16 19:39
KCH067-089	K1603420-003	052416\1022.wiff	05/24/16 19:56
KCH067-092	K1603420-005	052416\1023.wiff	05/24/16 20:13
KCH067-107	K1603420-009	052416\1024.wiff	05/24/16 20:31
KCH067-088	K1603420-002	052416\1025.wiff	05/24/16 20:48
KCH067-087	K1603420-001	052416\1026.wiff	05/24/16 21:05

Client: Kleinfelder **Service Request:**K1603420
Project: NAWS China Lake, Groundwater and Soil Investigatio/CTO 067 **Date Analyzed:**05/02/16 06:06
Sample Matrix: Water **Date Extracted:**04/14/16

Lab Control Sample Summary
Perfluorinated Sulfonic Acids and Perfluorinated Carboxylic Acids by HPLC/MS

Sample Name: Lab Control Sample **Instrument ID:**K-LCMS-02
Lab Code: KQ1603496-03 **File ID:**050116\1064.wiff

Analysis Method: PFC/537M **Analysis Lot:**494376
Prep Method: EPA 3535A **Extraction Lot:**259355

This Lab Control Sample applies to the following analyses.

Sample Name	Lab Code	File ID	Date Analyzed
Method Blank	KQ1603496-04	050116\1063.wiff	05/02/16 05:48
KCH067-088	K1603420-002	050116\1068.wiff	05/02/16 07:17
KCH067-089	K1603420-003	050116\1069.wiff	05/02/16 07:35
KCH067-089	KQ1603496-01	050116\1070.wiff	05/02/16 07:53
KCH067-089	KQ1603496-02	050116\1071.wiff	05/02/16 08:11
KCH067-092	K1603420-005	050116\1075.wiff	05/02/16 09:22
KCH067-093	K1603420-006	051116\1082.wiff	05/12/16 11:49
KCH067-094	K1603420-007	051116\1083.wiff	05/12/16 12:07
KCH067-104	K1603420-008	051116\1084.wiff	05/12/16 12:24
KCH067-091	K1603420-004	051116\1099.wiff	05/12/16 16:52
KCH067-089	K1603420-003	051116\1101.wiff	05/12/16 17:28
KCH067-107	K1603420-009	051116\1103.wiff	05/12/16 18:03
KCH067-087	K1603420-001	052416\1021.wiff	05/24/16 19:39
KCH067-089	K1603420-003	052416\1022.wiff	05/24/16 19:56
KCH067-092	K1603420-005	052416\1023.wiff	05/24/16 20:13
KCH067-107	K1603420-009	052416\1024.wiff	05/24/16 20:31
KCH067-088	K1603420-002	052416\1025.wiff	05/24/16 20:48
KCH067-087	K1603420-001	052416\1026.wiff	05/24/16 21:05

Client: Kleinfelder **Service Request:** K1603420
Project: NAWS China Lake, Groundwater and Soil Investigatio **Calibration Date:** 5/24/2016

Initial Calibration Summary
Perfluorinated Sulfonic Acids and Perfluorinated Carboxylic Acids by HPLC/MS

Calibration ID: KC1600075 **Signal ID:** 1
Instrument ID: K-LCMS-03

#	Lab Code	Sample Name	File Location	Aquisition Date
01	KC1600075-01	0.020 ppb PFAS cal	052416\1008.wiff	05/24/2016 15:57
02	KC1600075-02	0.050 ppb PFAS cal	052416\1009.wiff	05/24/2016 16:14
03	KC1600075-03	0.10 ppb PFAS cal	052416\1010.wiff	05/24/2016 16:32
04	KC1600075-04	0.25 ppb PFAS cal	052416\1011.wiff	05/24/2016 16:49
05	KC1600075-05	0.50 ppb PFAS cal	052416\1012.wiff	05/24/2016 17:06
06	KC1600075-06	1.0 ppb PFAS cal	052416\1013.wiff	05/24/2016 17:23
07	KC1600075-07	5.0 ppb PFAS cal	052416\1014.wiff	05/24/2016 17:40
08	KC1600075-08	10 ppb PFAS cal	052416\1015.wiff	05/24/2016 17:57
09	KC1600075-09	20 ppb PFAS cal	052416\1016.wiff	05/24/2016 18:14
10	KC1600075-10	50 ppb PFAS cal	052416\1017.wiff	05/24/2016 18:31

Analyte

Perfluorobutane Sulfonate

#	Amount	RF	#	Amount	RF	#	Amount	RF	#	Amount	RF
02	0.0500	9.165	03	0.100	8.516	04	0.250	7.708	05	0.500	7.959
06	1.00	7.934	07	5.00	8.662	08	10.0	8.353	09	20.0	7.406
10	50.0	5.656									

Perfluorooctanoic Acid

#	Amount	RF	#	Amount	RF	#	Amount	RF	#	Amount	RF
01	0.0200	4.673	02	0.0500	3.88	03	0.100	3.015	04	0.250	2.581
05	0.500	2.648	06	1.00	2.383	07	5.00	2.487	08	10.0	2.339
09	20.0	1.979	10	50.0	1.59						

Perfluorooctane Sulfonate

#	Amount	RF	#	Amount	RF	#	Amount	RF	#	Amount	RF
01	0.0200	7.907	02	0.0500	7.291	03	0.100	6.258	04	0.250	5.696
05	0.500	5.905	06	1.00	5.805	07	5.00	5.931	08	10.0	5.662
09	20.0	5.025	10	50.0	3.781						

Sodium perfluoro-1-hexane[18O2]sulfonate

#	Amount	RF	#	Amount	RF	#	Amount	RF	#	Amount	RF
02	5.00	0.9262	03	5.00	0.9243	04	5.00	0.8848	05	5.00	0.9224
06	5.00	0.8509	07	5.00	0.8307	08	5.00	0.7821	09	5.00	0.72
10	5.00	0.6207									

Perfluoro-n-[1,2,3,4-13C4] octanoic acid

#	Amount	RF	#	Amount	RF	#	Amount	RF	#	Amount	RF
01	5.00	2.412	02	5.00	2.597	03	5.00	2.493	04	5.00	2.482
05	5.00	2.452	06	5.00	2.311	07	5.00	2.393	08	5.00	2.306
09	5.00	1.957									

Sodium perfluoro-1-[1,2,3,4-13C4] octanesulfonate

#	Amount	RF	#	Amount	RF	#	Amount	RF	#	Amount	RF
01	5.00	5.856	02	5.00	6.058	03	5.00	6.088	04	5.00	5.783

Client: Kleinfelder **Service Request:** K1603420
Project: NAWS China Lake, Groundwater and Soil Investigatio **Calibration Date:** 5/24/2016

Initial Calibration Summary
Perfluorinated Sulfonic Acids and Perfluorinated Carboxylic Acids by HPLC/MS

Calibration ID: KC1600075 **Signal ID:** 1
Instrument ID: K-LCMS-03

Analyte

05	5.00	5.894	06	5.00	5.821	07	5.00	6.041	08	5.00	5.732
09	5.00	5.259	10	5.00	4.599						

		Calibration Evaluation				Calibration Evaluation	
Analyte Name	Compound Type	Fit Type	Eval	Eval Result	Control Criteria	Average RRF	Minimum RRF
Perfluorobutane Sulfonate	TRG	Quadratic	% RSD	1.00	≥	7.929	
Perfluorooctanoic Acid	TRG	Quadratic	% RSD	1.00	≥	2.758	
Perfluorooctane Sulfonate	TRG	Quadratic	% RSD	1.00	≥	5.926	
Sodium perfluoro-1-hexane[18O2] sulfonate	SURR	Average RF	% RSD	12.7	≤	0.8291	
Perfluoro-n-[1,2,3,4-13C4] octanoic acid	SURR	Average RF	% RSD	7.7	≤	2.378	
Sodium perfluoro-1-[1,2,3,4-13C4] octanesulfonate	SURR	Average RF	% RSD	8.0	≤	5.713	

Client: Kleinfelder **Service Request:** K1603420
Project: NAWS China Lake, Groundwater and Soil Investigatio **Calibration Date:** 5/1/2016

Initial Calibration Summary
Perfluorinated Sulfonic Acids and Perfluorinated Carboxylic Acids by HPLC/MS

Calibration ID: KC1600059 **Signal ID:** 1
Instrument ID: K-LCMS-02

#	Lab Code	Sample Name	File Location	Aquisition Date
01	KC1600059-01	PFC 0.02ppb	050116\1008.wiff	05/01/2016 13:45
02	KC1600059-02	PFC 0.05ppb	050116\1009.wiff	05/01/2016 14:03
03	KC1600059-03	PFC 0.1ppb	050116\1010.wiff	05/01/2016 14:21
04	KC1600059-04	PFC 0.25ppb	050116\1011.wiff	05/01/2016 14:39
05	KC1600059-05	PFC 0.5ppb	050116\1012.wiff	05/01/2016 14:57
06	KC1600059-06	PFC 1ppb	050116\1013.wiff	05/01/2016 15:14
07	KC1600059-07	PFC 5ppb	050116\1014.wiff	05/01/2016 15:32
08	KC1600059-08	PFC 10ppb	050116\1015.wiff	05/01/2016 15:50
09	KC1600059-09	PFC 20ppb	050116\1016.wiff	05/01/2016 16:08
10	KC1600059-10	PFC 50ppb	050116\1017.wiff	05/01/2016 16:26

Analyte

Perfluorobutane Sulfonate

#	Amount	RF	#	Amount	RF	#	Amount	RF	#	Amount	RF
01	0.0200	3.672	02	0.0500	3.498	03	0.100	3.23	04	0.250	2.817
05	0.500	2.653	06	1.00	3.549	07	5.00	3.034	08	10.0	2.953
09	20.0	2.496	10	50.0	2.498						

Perfluorooctanoic Acid

#	Amount	RF	#	Amount	RF	#	Amount	RF	#	Amount	RF
02	0.0500	0.6875	03	0.100	0.5928	04	0.250	0.4922	05	0.500	0.4514
06	1.00	0.6163	07	5.00	0.5044	08	10.0	0.499	09	20.0	0.457
10	50.0	0.4949									

Perfluorooctane Sulfonate

#	Amount	RF	#	Amount	RF	#	Amount	RF	#	Amount	RF
01	0.0200	1.095	02	0.0500	1.061	03	0.100	1.055	04	0.250	0.8708
05	0.500	0.7906	06	1.00	1.069	07	5.00	0.848	08	10.0	0.901
09	20.0	0.8262	10	50.0	0.8307						

Sodium perfluoro-1-hexane[18O2]sulfonate

#	Amount	RF	#	Amount	RF	#	Amount	RF	#	Amount	RF
01	5.00	2.214	02	5.00	2.041	03	5.00	2.228	04	5.00	2.129
05	5.00	2.32	06	5.00	2.169	07	5.00	2.366	08	5.00	2.173
09	5.00	2.011	10	5.00	2.023						

Perfluoro-n-[1,2,3,4-13C4] octanoic acid

#	Amount	RF	#	Amount	RF	#	Amount	RF	#	Amount	RF
01	5.00	4.942	02	5.00	4.515	03	5.00	4.923	04	5.00	4.554
05	5.00	5.158	06	5.00	4.663	07	5.00	5.024	08	5.00	4.747
09	5.00	4.169	10	5.00	4.244						

Sodium perfluoro-1-[1,2,3,4-13C4] octanesulfonate

#	Amount	RF	#	Amount	RF	#	Amount	RF	#	Amount	RF
01	5.00	4.377	02	5.00	4.057	03	5.00	4.544	04	5.00	4.227

Client: Kleinfelder **Service Request:** K1603420
Project: NAWS China Lake, Groundwater and Soil Investigatio **Calibration Date:** 5/1/2016

Initial Calibration Summary
Perfluorinated Sulfonic Acids and Perfluorinated Carboxylic Acids by HPLC/MS

Calibration ID: KC1600059 **Signal ID:** 1
Instrument ID: K-LCMS-02

Analyte

05	5.00	4.717	06	5.00	4.415	07	5.00	4.929	08	5.00	4.414
09	5.00	3.853	10	5.00	4.023						

		Calibration Evaluation				Calibration Evaluation	
Analyte Name	**Compound Type**	**Fit Type**	**Eval**	**Eval Result**	**Control Criteria**	**Average RRF**	**Minimum RRF**
Perfluorobutane Sulfonate	**TRG**	**Average RF**	**% RSD**	**14.3**	≤	**3.040**	
Perfluorooctanoic Acid	**TRG**	**Average RF**	**% RSD**	**15.1**	≤	**0.5328**	
Perfluorooctane Sulfonate	**TRG**	**Average RF**	**% RSD**	**12.9**	≤	**0.9346**	
Sodium perfluoro-1-hexane[18O2] sulfonate	**SURR**	**Average RF**	**% RSD**	**5.6**	≤	**2.168**	
Perfluoro-n-[1,2,3,4-13C4] octanoic acid	**SURR**	**Average RF**	**% RSD**	**7.0**	≤	**4.694**	
Sodium perfluoro-1-[1,2,3,4-13C4] octanesulfonate	**SURR**	**Average RF**	**% RSD**	**7.5**	≤	**4.356**	

Client: Kleinfelder **Service Request:** K1603420
Project: NAWS China Lake, Groundwater and Soil Investigatio **Calibration Date:** 5/11/2016

Initial Calibration Summary
Perfluorinated Sulfonic Acids and Perfluorinated Carboxylic Acids by HPLC/MS

Calibration ID: KC1600084 **Signal ID:** 1
Instrument ID: K-LCMS-02

#	Lab Code	Sample Name	File Location	Aquisition Date
01	KC1600084-01	PFC 0.02ppb	051116\1008.wiff	05/11/2016 12:21
02	KC1600084-02	PFC 0.05ppb	051116\1009.wiff	05/11/2016 12:39
03	KC1600084-03	PFC 0.1ppb	051116\1010.wiff	05/11/2016 12:57
04	KC1600084-04	PFC 0.25ppb	051116\1011.wiff	05/11/2016 13:14
05	KC1600084-05	PFC 0.5ppb	051116\1012.wiff	05/11/2016 13:32
06	KC1600084-06	PFC 1ppb	051116\1013.wiff	05/11/2016 13:50
07	KC1600084-07	PFC 5ppb	051116\1014.wiff	05/11/2016 14:08
08	KC1600084-08	PFC 10ppb	051116\1015.wiff	05/11/2016 14:26
09	KC1600084-09	PFC 20ppb	051116\1016.wiff	05/11/2016 14:44
10	KC1600084-10	PFC 50ppb	051116\1017.wiff	05/11/2016 15:01

Analyte

Perfluorobutane Sulfonate

#	Amount	RF	#	Amount	RF	#	Amount	RF	#	Amount	RF
02	0.0500	3.479	03	0.100	3.145	04	0.250	2.764	05	0.500	2.514
06	1.00	3.463	07	5.00	2.829	08	10.0	2.844	09	20.0	2.528
10	50.0	2.411									

Perfluorooctanoic Acid

#	Amount	RF	#	Amount	RF	#	Amount	RF	#	Amount	RF
02	0.0500	0.6885	03	0.100	0.6022	04	0.250	0.5047	05	0.500	0.4779
06	1.00	0.5994	07	5.00	0.4909	08	10.0	0.4932	09	20.0	0.4662
10	50.0	0.5009									

Perfluorooctane Sulfonate

#	Amount	RF	#	Amount	RF	#	Amount	RF	#	Amount	RF
01	0.0200	1.123	02	0.0500	1.02	03	0.100	1.017	04	0.250	0.8957
05	0.500	0.7923	06	1.00	1.022	07	5.00	0.9182	08	10.0	0.9018
09	20.0	0.803	10	50.0	0.8095						

Sodium perfluoro-1-hexane[18O2]sulfonate

#	Amount	RF	#	Amount	RF	#	Amount	RF	#	Amount	RF
01	5.00	2.129	02	5.00	1.96	03	5.00	2.262	04	5.00	2.059
05	5.00	2.176	06	5.00	2.191	07	5.00	2.371	08	5.00	2.292
09	5.00	1.963	10	5.00	2.179						

Perfluoro-n-[1,2,3,4-13C4] octanoic acid

#	Amount	RF	#	Amount	RF	#	Amount	RF	#	Amount	RF
01	5.00	5.044	02	5.00	4.753	03	5.00	5.431	04	5.00	4.844
05	5.00	4.752	06	5.00	5.165	07	5.00	5.319	08	5.00	5.344
09	5.00	4.323	10	5.00	4.75						

Sodium perfluoro-1-[1,2,3,4-13C4] octanesulfonate

#	Amount	RF	#	Amount	RF	#	Amount	RF	#	Amount	RF
01	5.00	4.128	02	5.00	3.932	03	5.00	4.492	04	5.00	3.994

Client: Kleinfelder **Service Request:** K1603420
Project: NAWS China Lake, Groundwater and Soil Investigatio **Calibration Date:** 5/11/2016

Initial Calibration Summary
Perfluorinated Sulfonic Acids and Perfluorinated Carboxylic Acids by HPLC/MS

Calibration ID: KC1600084 **Signal ID:** 1
Instrument ID: K-LCMS-02

Analyte

05	5.00	4.238	06	5.00	4.304	07	5.00	4.474	08	5.00	4.357
09	5.00	3.718	10	5.00	4.132						

		Calibration Evaluation				Calibration Evaluation	
Analyte Name	**Compound Type**	**Fit Type**	**Eval**	**Eval Result**	**Control Criteria**	**Average RRF**	**Minimum RRF**
Perfluorobutane Sulfonate	**TRG**	**Average RF**	**% RSD**	**13.8**	≤	**2.886**	
Perfluorooctanoic Acid	**TRG**	**Average RF**	**% RSD**	**14.1**	≤	**0.5360**	
Perfluorooctane Sulfonate	**TRG**	**Average RF**	**% RSD**	**12.0**	≤	**0.9302**	
Sodium perfluoro-1-hexane[18O2] sulfonate	**SURR**	**Average RF**	**% RSD**	**6.2**	≤	**2.158**	
Perfluoro-n-[1,2,3,4-13C4] octanoic acid	**SURR**	**Average RF**	**% RSD**	**7.0**	≤	**4.972**	
Sodium perfluoro-1-[1,2,3,4-13C4] octanesulfonate	**SURR**	**Average RF**	**% RSD**	**5.9**	≤	**4.177**	

Client: Kleinfelder **Service Request:** K1603420
Project: NAWS China Lake, Groundwater and Soil Investigatio **Calibration Date:** 5/24/2016

Initial Calibration Verification Summary
Perfluorinated Sulfonic Acids and Perfluorinated Carboxylic Acids by HPLC/MS

Calibration ID: KC1600075 **Signal ID:** 1
Instrument ID: K-LCMS-03

#	Lab Code	Sample Name	File Location	Aquisition Date
11	KC1600075-11	2.0 ppb PFAS ICV	052416\1019.wiff	05/24/2016 19:05

Analyte Name	Expected	Result	Average RF	SSV RF	% D	Criteria	Curve Fit
Perfluorobutane Sulfonate	2.00	1.97	7.929	8.507	-1.405	±25	Quadratic
Perfluorooctanoic Acid	2.00	2.10	2.758	2.535	5.14	±25	Quadratic
Perfluorooctane Sulfonate	2.00	2.08	5.926	6.165	3.95	±25	Quadratic
Sodium perfluoro-1-hexane[18O2]sulfonate	5.00	5.49	0.829	0.910	9.76	±25	Average RF
Perfluoro-n-[1,2,3,4-13C4] octanoic acid	5.00	5.38	2.378	2.559	7.61	±25	Average RF
Sodium perfluoro-1-[1,2,3,4-13C4] octanesulfonate	5.00	5.51	5.713	6.295	10.19	±25	Average RF

Client: Kleinfelder **Service Request:** K1603420
Project: NAWS China Lake, Groundwater and Soil Investigatio **Calibration Date:** 5/1/2016

Initial Calibration Verification Summary
Perfluorinated Sulfonic Acids and Perfluorinated Carboxylic Acids by HPLC/MS

Calibration ID: KC1600059 **Signal ID:** 1
Instrument ID: K-LCMS-02

#	Lab Code	Sample Name	File Location	Aquisition Date
11	KC1600059-11	PFC 2ppb ICV	050116\1019.wiff	05/01/2016 17:01

Analyte Name	Expected	Result	Average RF	SSV RF	% D	Criteria	Curve Fit
Perfluorobutane Sulfonate	2.00	2.21	3.040	3.362	10.59	±25	Average RF
Perfluorooctanoic Acid	2.00	2.18	0.533	0.580	8.80	±25	Average RF
Perfluorooctane Sulfonate	2.00	2.18	0.935	1.021	9.22	±25	Average RF
Sodium perfluoro-1-hexane[18O2]sulfonate	5.00	5.52	2.168	2.392	10.37	±25	Average RF
Perfluoro-n-[1,2,3,4-13C4] octanoic acid	5.00	5.37	4.694	5.038	7.32	±25	Average RF
Sodium perfluoro-1-[1,2,3,4-13C4] octanesulfonate	5.00	5.50	4.356	4.793	10.04	±25	Average RF

Client: Kleinfelder **Service Request:** K1603420
Project: NAWS China Lake, Groundwater and Soil Investigatio **Calibration Date:** 5/11/2016

Initial Calibration Verification Summary
Perfluorinated Sulfonic Acids and Perfluorinated Carboxylic Acids by HPLC/MS

Calibration ID: KC1600084 **Signal ID:** 1
Instrument ID: K-LCMS-02

#	Lab Code	Sample Name	File Location	Aquisition Date
11	KC1600084-11	PFC 2ppb ICV	051116\1019.wiff	05/11/2016 15:37

Analyte Name	Expected	Result	Average RF	SSV RF	% D	Criteria	Curve Fit
Perfluorobutane Sulfonate	2.00	2.29	2.886	3.301	14.38	±25	Average RF
Perfluorooctanoic Acid	2.00	2.13	0.536	0.570	6.29	±25	Average RF
Perfluorooctane Sulfonate	2.00	2.15	0.930	1.000	7.53	±25	Average RF
Sodium perfluoro-1-hexane[18O2]sulfonate	5.00	5.32	2.158	2.297	6.42	±25	Average RF
Perfluoro-n-[1,2,3,4-13C4] octanoic acid	5.00	5.29	4.972	5.257	5.72	±25	Average RF
Sodium perfluoro-1-[1,2,3,4-13C4] octanesulfonate	5.00	5.24	4.177	4.379	4.85	±25	Average RF

Client: Kleinfelder **Service Request:** K1603420
Project: NAWS China Lake, Groundwater and Soil Investigatio/CTO 067 **Date Analyzed:** 05/01/16 22:22

Continuing Calibration Verification (CCV) Summary
Perfluorinated Sulfonic Acids and Perfluorinated Carboxylic Acids by HPLC/MS

Analysis Method: PFC/537M
File ID: 050116\1038.wiff

Calibration Date: 5/1/2016 12:00:00 AM
Calibration ID: KC1600059
Analysis Lot: 494376
Units: ng/mL

Analyte Name	Expected	Result	Average RF	CCV RF	% D	% Drift	Criteria	Curve Fit
Perfluorobutane Sulfonate	1.00	1.16	3.040	3.532	16.2	NA	±25	Average RF
Perfluorooctanoic Acid	1.00	1.09	0.533	0.581	9.0	NA	±25	Average RF
Perfluorooctane Sulfonate	1.00	1.19	0.935	1.107	18.5	NA	±25	Average RF
Sodium perfluoro-1-hexane[18O2] sulfonate	5.00	5.05	2.168	2.191	1.1	NA	±25	Average RF
Perfluoro-n-[1,2,3,4-13C4] octanoic acid	5.00	5.08	4.694	4.772	1.7	NA	±25	Average RF
Sodium perfluoro-1-[1,2,3,4-13C4] octanesulfonate	5.00	5.10	4.356	4.442	2.0	NA	±25	Average RF

Client: Kleinfelder **Service Request:** K1603420
Project: NAWS China Lake, Groundwater and Soil Investigatio/CTO 067 **Date Analyzed:** 05/02/16 01:56

Continuing Calibration Verification (CCV) Summary
Perfluorinated Sulfonic Acids and Perfluorinated Carboxylic Acids by HPLC/MS

Analysis Method: PFC/537M
File ID: 050116\1050.wiff

Calibration Date: 5/1/2016 12:00:00 AM
Calibration ID: KC1600059
Analysis Lot: 494376
Units: ng/mL

Analyte Name	Expected	Result	Average RF	CCV RF	% D	% Drift	Criteria	Curve Fit
Perfluorobutane Sulfonate	1.00	1.16	3.040	3.539	16.4	NA	±25	Average RF
Perfluorooctanoic Acid	1.00	1.13	0.533	0.601	12.8	NA	±25	Average RF
Perfluorooctane Sulfonate	1.00	1.10	0.935	1.028	9.9	NA	±25	Average RF
Sodium perfluoro-1-hexane[18O2] sulfonate	5.00	4.89	2.168	2.121	-2.1	NA	±25	Average RF
Perfluoro-n-[1,2,3,4-13C4] octanoic acid	5.00	4.97	4.694	4.670	-0.5	NA	±25	Average RF
Sodium perfluoro-1-[1,2,3,4-13C4] octanesulfonate	5.00	5.06	4.356	4.404	1.1	NA	±25	Average RF

Client: Kleinfelder **Service Request:** K1603420
Project: NAWS China Lake, Groundwater and Soil Investigatio/CTO 067 **Date Analyzed:** 05/02/16 05:12

Continuing Calibration Verification (CCV) Summary
Perfluorinated Sulfonic Acids and Perfluorinated Carboxylic Acids by HPLC/MS

Analysis Method: PFC/537M
File ID: 050116\1061.wiff

Calibration Date: 5/1/2016 12:00:00 AM
Calibration ID: KC1600059
Analysis Lot: 494376
Units: ng/mL

Analyte Name	Expected	Result	Average RF	CCV RF	% D	% Drift	Criteria	Curve Fit
Perfluorobutane Sulfonate	1.00	1.19	3.040	3.621	19.1	NA	±25	Average RF
Perfluorooctanoic Acid	1.00	1.14	0.533	0.609	14.3	NA	±25	Average RF
Perfluorooctane Sulfonate	1.00	1.11	0.935	1.040	11.3	NA	±25	Average RF
Sodium perfluoro-1-hexane[18O2] sulfonate	5.00	4.95	2.168	2.144	-1.1	NA	±25	Average RF
Perfluoro-n-[1,2,3,4-13C4] octanoic acid	5.00	5.10	4.694	4.785	1.9	NA	±25	Average RF
Sodium perfluoro-1-[1,2,3,4-13C4] octanesulfonate	5.00	5.07	4.356	4.416	1.4	NA	±25	Average RF

Client: Kleinfelder **Service Request:** K1603420
Project: NAWS China Lake, Groundwater and Soil Investigatio/CTO 067 **Date Analyzed:** 05/02/16 08:46

Continuing Calibration Verification (CCV) Summary
Perfluorinated Sulfonic Acids and Perfluorinated Carboxylic Acids by HPLC/MS

Analysis Method: PFC/537M
File ID: 050116\1073.wiff

Calibration Date: 5/1/2016 12:00:00 AM
Calibration ID: KC1600059
Analysis Lot: 494376
Units: ng/mL

Analyte Name	Expected	Result	Average RF	CCV RF	% D	% Drift	Criteria	Curve Fit
Perfluorobutane Sulfonate	1.00	1.16	3.040	3.522	15.9	NA	±25	Average RF
Perfluorooctanoic Acid	1.00	1.25	0.533	0.668	25.3*	NA	±25	Average RF
Perfluorooctane Sulfonate	1.00	1.47	0.935	1.376	47.2*	NA	±25	Average RF
Sodium perfluoro-1-hexane[18O2] sulfonate	5.00	4.91	2.168	2.128	-1.8	NA	±25	Average RF
Perfluoro-n-[1,2,3,4-13C4] octanoic acid	5.00	5.24	4.694	4.914	4.7	NA	±25	Average RF
Sodium perfluoro-1-[1,2,3,4-13C4] octanesulfonate	5.00	4.95	4.356	4.316	-0.9	NA	±25	Average RF

Client: Kleinfelder **Service Request:** K1603420
Project: NAWS China Lake, Groundwater and Soil Investigatio/CTO 067 **Date Analyzed:** 05/02/16 12:20

Continuing Calibration Verification (CCV) Summary
Perfluorinated Sulfonic Acids and Perfluorinated Carboxylic Acids by HPLC/MS

Analysis Method: PFC/537M
File ID: 050116\1085.wiff

Calibration Date: 5/1/2016 12:00:00 AM
Calibration ID: KC1600059
Analysis Lot: 494376
Units: ng/mL

Analyte Name	Expected	Result	Average RF	CCV RF	% D	% Drift	Criteria	Curve Fit
Perfluorobutane Sulfonate	1.00	1.15	3.040	3.483	14.6	NA	±25	Average RF
Perfluorooctanoic Acid	1.00	1.29	0.533	0.686	28.7*	NA	±25	Average RF
Perfluorooctane Sulfonate	1.00	1.14	0.935	1.062	13.6	NA	±25	Average RF
Sodium perfluoro-1-hexane[18O2] sulfonate	5.00	4.97	2.168	2.155	-0.6	NA	±25	Average RF
Perfluoro-n-[1,2,3,4-13C4] octanoic acid	5.00	5.18	4.694	4.860	3.5	NA	±25	Average RF
Sodium perfluoro-1-[1,2,3,4-13C4] octanesulfonate	5.00	5.10	4.356	4.444	2.0	NA	±25	Average RF

Client: Kleinfelder **Service Request:** K1603420
Project: NAWS China Lake, Groundwater and Soil Investigatio/CTO 067 **Date Analyzed:** 05/24/16 19:05

Continuing Calibration Verification (CCV) Summary
Perfluorinated Sulfonic Acids and Perfluorinated Carboxylic Acids by HPLC/MS

Analysis Method: PFC/537M
File ID: 052416\1019.wiff

Calibration Date: 5/24/2016 12:00:00 AM
Calibration ID: KC1600075
Analysis Lot: 498197
Units: ng/mL

Analyte Name	Expected	Result	Average RF	CCV RF	% D	% Drift	Criteria	Curve Fit
Perfluorobutane Sulfonate	2.00	1.97	7.929	8.507	NA	-1.5	±25	Quadratic
Perfluorooctanoic Acid	2.00	2.10	2.758	2.535	NA	5.0	±25	Quadratic
Perfluorooctane Sulfonate	2.00	2.08	5.926	6.165	NA	4.0	±25	Quadratic
Sodium perfluoro-1-hexane[18O2] sulfonate	5.00	5.49	0.829	0.910	9.8	NA	±25	Average RF
Perfluoro-n-[1,2,3,4-13C4] octanoic acid	5.00	5.38	2.378	2.559	7.6	NA	±25	Average RF
Sodium perfluoro-1-[1,2,3,4-13C4] octanesulfonate	5.00	5.51	5.713	6.295	10.2	NA	±25	Average RF

Client: Kleinfelder **Service Request:** K1603420
Project: NAWS China Lake, Groundwater and Soil Investigatio/CTO 067 **Date Analyzed:** 05/24/16 22:13

Continuing Calibration Verification (CCV) Summary
Perfluorinated Sulfonic Acids and Perfluorinated Carboxylic Acids by HPLC/MS

Analysis Method: PFC/537M
File ID: 052416\1030.wiff

Calibration Date: 5/24/2016 12:00:00 AM
Calibration ID: KC1600075
Analysis Lot: 498197
Units: ng/mL

Analyte Name	Expected	Result	Average RF	CCV RF	% D	% Drift	Criteria	Curve Fit
Perfluorobutane Sulfonate	5.00	5.40	7.929	9.115	NA	8.0	±25	Quadratic
Perfluorooctanoic Acid	5.00	5.70	2.758	2.660	NA	14.0	±25	Quadratic
Perfluorooctane Sulfonate	5.00	5.48	5.926	6.318	NA	9.6	±25	Quadratic
Sodium perfluoro-1-hexane[18O2] sulfonate	5.00	5.40	0.829	0.895	7.9	NA	±25	Average RF
Perfluoro-n-[1,2,3,4-13C4] octanoic acid	5.00	5.25	2.378	2.498	5.1	NA	±25	Average RF
Sodium perfluoro-1-[1,2,3,4-13C4] octanesulfonate	5.00	5.59	5.713	6.383	11.7	NA	±25	Average RF

Client: Kleinfelder **Service Request:** K1603420
Project: NAWS China Lake, Groundwater and Soil Investigatio/CTO 067 **Date Analyzed:** 05/12/16 09:27

Continuing Calibration Verification (CCV) Summary
Perfluorinated Sulfonic Acids and Perfluorinated Carboxylic Acids by HPLC/MS

Analysis Method: PFC/537M
File ID: 051116\1079.wiff

Calibration Date: 5/11/2016 12:00:00 AM
Calibration ID: KC1600084
Analysis Lot: 499061
Units: ng/mL

Analyte Name	Expected	Result	Average RF	CCV RF	% D	% Drift	Criteria	Curve Fit
Perfluorobutane Sulfonate	1.00	1.21	2.886	3.502	21.3	NA	±25	Average RF
Perfluorooctanoic Acid	1.00	1.15	0.536	0.618	15.3	NA	±25	Average RF
Perfluorooctane Sulfonate	1.00	1.12	0.930	1.040	11.8	NA	±25	Average RF
Sodium perfluoro-1-hexane[18O2] sulfonate	5.00	4.89	2.158	2.109	-2.3	NA	±25	Average RF
Perfluoro-n-[1,2,3,4-13C4] octanoic acid	5.00	5.14	4.972	5.109	2.8	NA	±25	Average RF
Sodium perfluoro-1-[1,2,3,4-13C4] octanesulfonate	5.00	4.99	4.177	4.166	-0.3	NA	±25	Average RF

Client: Kleinfelder **Service Request:** K1603420
Project: NAWS China Lake, Groundwater and Soil Investigatio/CTO 067 **Date Analyzed:** 05/12/16 14:47

Continuing Calibration Verification (CCV) Summary
Perfluorinated Sulfonic Acids and Perfluorinated Carboxylic Acids by HPLC/MS

Analysis Method: PFC/537M
File ID: 051116\1092.wiff

Calibration Date: 5/11/2016 12:00:00 AM
Calibration ID: KC1600084
Analysis Lot: 499061
Units: ng/mL

Analyte Name	Expected	Result	Average RF	CCV RF	% D	% Drift	Criteria	Curve Fit
Perfluorobutane Sulfonate	1.00	1.22	2.886	3.527	22.2	NA	±25	Average RF
Perfluorooctanoic Acid	1.00	1.13	0.536	0.605	12.8	NA	±25	Average RF
Perfluorooctane Sulfonate	1.00	1.13	0.930	1.048	12.6	NA	±25	Average RF
Sodium perfluoro-1-hexane[18O2] sulfonate	5.00	4.64	2.158	2.003	-7.2	NA	±25	Average RF
Perfluoro-n-[1,2,3,4-13C4] octanoic acid	5.00	4.72	4.972	4.692	-5.6	NA	±25	Average RF
Sodium perfluoro-1-[1,2,3,4-13C4] octanesulfonate	5.00	4.74	4.177	3.960	-5.2	NA	±25	Average RF

Client: Kleinfelder **Service Request:** K1603420
Project: NAWS China Lake, Groundwater and Soil Investigatio/CTO 067 **Date Analyzed:** 05/12/16 18:21

Continuing Calibration Verification (CCV) Summary
Perfluorinated Sulfonic Acids and Perfluorinated Carboxylic Acids by HPLC/MS

Analysis Method: PFC/537M
File ID: 051116\1104.wiff

Calibration Date: 5/11/2016 12:00:00 AM
Calibration ID: KC1600084
Analysis Lot: 499061
Units: ng/mL

Analyte Name	Expected	Result	Average RF	CCV RF	% D	% Drift	Criteria	Curve Fit
Perfluorobutane Sulfonate	1.00	1.21	2.886	3.482	20.7	NA	±25	Average RF
Perfluorooctanoic Acid	1.00	1.08	0.536	0.579	8.1	NA	±25	Average RF
Perfluorooctane Sulfonate	1.00	1.15	0.930	1.065	14.5	NA	±25	Average RF
Sodium perfluoro-1-hexane[18O2] sulfonate	5.00	4.55	2.158	1.966	-8.9	NA	±25	Average RF
Perfluoro-n-[1,2,3,4-13C4] octanoic acid	5.00	4.73	4.972	4.708	-5.3	NA	±25	Average RF
Sodium perfluoro-1-[1,2,3,4-13C4] octanesulfonate	5.00	4.53	4.177	3.787	-9.3	NA	±25	Average RF

Client: Kleinfelder **Service Request:**K1603420
Project: NAWS China Lake, Groundwater and Soil Investigatio/CTO 067

Analysis Run Log
Perfluorinated Sulfonic Acids and Perfluorinated Carboxylic Acids by HPLC/MS

Analysis Method: PFC/537M **Analysis Lot:**494376
Instrument ID:K-LCMS-02

Raw Data File	Sample Name	Lab Code	Date Analyzed	Time Analyzed	Q
050116\1019.wiff	Continuing Calibration Verification	KQ1604612-08	5/1/2016	17:01:49	
050116\1022.wiff	ZZZZZZZ	ZZZZZZZ	5/1/2016	17:37:30	
050116\1023.wiff	ZZZZZZZ	ZZZZZZZ	5/1/2016	17:55:19	
050116\1024.wiff	ZZZZZZZ	ZZZZZZZ	5/1/2016	18:13:09	
050116\1027.wiff	ZZZZZZZ	ZZZZZZZ	5/1/2016	19:06:41	
050116\1028.wiff	ZZZZZZZ	ZZZZZZZ	5/1/2016	19:24:33	
050116\1029.wiff	ZZZZZZZ	ZZZZZZZ	5/1/2016	19:42:19	
050116\1030.wiff	ZZZZZZZ	ZZZZZZZ	5/1/2016	20:00:12	
050116\1031.wiff	ZZZZZZZ	ZZZZZZZ	5/1/2016	20:18:00	
050116\1032.wiff	Continuing Calibration Verification	KQ1604612-09	5/1/2016	20:35:50	
050116\1034.wiff	ZZZZZZZ	ZZZZZZZ	5/1/2016	21:11:29	
050116\1035.wiff	ZZZZZZZ	ZZZZZZZ	5/1/2016	21:29:19	
050116\1036.wiff	ZZZZZZZ	ZZZZZZZ	5/1/2016	21:47:09	
050116\1037.wiff	ZZZZZZZ	ZZZZZZZ	5/1/2016	22:05:00	
050116\1038.wiff	Continuing Calibration Verification	KQ1604612-01	5/1/2016	22:22:50	
050116\1040.wiff	ZZZZZZZ	ZZZZZZZ	5/1/2016	22:58:30	
050116\1041.wiff	ZZZZZZZ	ZZZZZZZ	5/1/2016	23:16:22	
050116\1042.wiff	ZZZZZZZ	ZZZZZZZ	5/1/2016	23:34:13	
050116\1043.wiff	ZZZZZZZ	ZZZZZZZ	5/1/2016	23:52:02	
050116\1044.wiff	ZZZZZZZ	ZZZZZZZ	5/2/2016	00:09:51	
050116\1045.wiff	ZZZZZZZ	ZZZZZZZ	5/2/2016	00:27:39	
050116\1046.wiff	ZZZZZZZ	ZZZZZZZ	5/2/2016	00:45:28	
050116\1047.wiff	ZZZZZZZ	ZZZZZZZ	5/2/2016	01:03:17	
050116\1048.wiff	ZZZZZZZ	ZZZZZZZ	5/2/2016	01:21:07	
050116\1049.wiff	ZZZZZZZ	ZZZZZZZ	5/2/2016	01:38:57	
050116\1050.wiff	Continuing Calibration Verification	KQ1604612-02	5/2/2016	01:56:48	
050116\1052.wiff	ZZZZZZZ	ZZZZZZZ	5/2/2016	02:32:27	
050116\1053.wiff	ZZZZZZZ	ZZZZZZZ	5/2/2016	02:50:13	
050116\1054.wiff	ZZZZZZZ	ZZZZZZZ	5/2/2016	03:08:07	
050116\1055.wiff	ZZZZZZZ	ZZZZZZZ	5/2/2016	03:25:58	
050116\1056.wiff	ZZZZZZZ	ZZZZZZZ	5/2/2016	03:43:48	
050116\1057.wiff	ZZZZZZZ	ZZZZZZZ	5/2/2016	04:01:36	
050116\1058.wiff	ZZZZZZZ	ZZZZZZZ	5/2/2016	04:19:26	
050116\1059.wiff	ZZZZZZZ	ZZZZZZZ	5/2/2016	04:37:16	
050116\1060.wiff	ZZZZZZZ	ZZZZZZZ	5/2/2016	04:55:06	
050116\1061.wiff	Continuing Calibration Verification	KQ1604612-03	5/2/2016	05:12:58	
050116\1063.wiff	Method Blank	KQ1603496-04	5/2/2016	05:48:32	
050116\1064.wiff	Lab Control Sample	KQ1603496-03	5/2/2016	06:06:20	
050116\1065.wiff	ZZZZZZZ	ZZZZZZZ	5/2/2016	06:24:13	
050116\1066.wiff	ZZZZZZZ	ZZZZZZZ	5/2/2016	06:42:04	
050116\1067.wiff	ZZZZZZZ	ZZZZZZZ	5/2/2016	06:59:54	
050116\1068.wiff	KCH067-088	K1603420-002	5/2/2016	07:17:43	
050116\1069.wiff	KCH067-089	K1603420-003	5/2/2016	07:35:32	
050116\1070.wiff	KCH067-089 MS	KQ1603496-01	5/2/2016	07:53:22	
050116\1071.wiff	KCH067-089 DMS	KQ1603496-02	5/2/2016	08:11:12	
050116\1072.wiff	ZZZZZZZ	ZZZZZZZ	5/2/2016	08:28:59	

Client: Kleinfelder **Service Request:**K1603420
Project: NAWS China Lake, Groundwater and Soil Investigatio/CTO 067

Analysis Run Log
Perfluorinated Sulfonic Acids and Perfluorinated Carboxylic Acids by HPLC/MS

Analysis Method: PFC/537M **Analysis Lot:**494376
Instrument ID:K-LCMS-02

Raw Data File	Sample Name	Lab Code	Date Analyzed	Time Analyzed	Q
050116\1073.wiff	Continuing Calibration Verification	KQ1604612-06	5/2/2016	08:46:51	
050116\1073.wiff	Continuing Calibration Verification	KQ1604612-04	5/2/2016	08:46:51	
050116\1075.wiff	KCH067-092	K1603420-005	5/2/2016	09:22:25	
050116\1076.wiff	ZZZZZZZ	ZZZZZZZ	5/2/2016	09:40:18	
050116\1077.wiff	ZZZZZZZ	ZZZZZZZ	5/2/2016	09:58:05	
050116\1078.wiff	ZZZZZZZ	ZZZZZZZ	5/2/2016	10:15:57	
050116\1079.wiff	ZZZZZZZ	ZZZZZZZ	5/2/2016	10:33:46	
050116\1085.wiff	Continuing Calibration Verification	KQ1604612-05	5/2/2016	12:20:43	
050116\1085.wiff	Continuing Calibration Verification	KQ1604612-07	5/2/2016	12:20:43	
051116\1085.wiff	ZZZZZZZ	ZZZZZZZ	5/12/2016	12:42:47	
051116\1086.wiff	ZZZZZZZ	ZZZZZZZ	5/12/2016	13:00:33	
051116\1087.wiff	ZZZZZZZ	ZZZZZZZ	5/12/2016	13:18:25	
051116\1088.wiff	ZZZZZZZ	ZZZZZZZ	5/12/2016	13:36:16	
051116\1089.wiff	ZZZZZZZ	ZZZZZZZ	5/12/2016	13:54:04	
051116\1090.wiff	ZZZZZZZ	ZZZZZZZ	5/12/2016	14:11:55	
051116\1091.wiff	ZZZZZZZ	ZZZZZZZ	5/12/2016	14:29:44	

Client: Kleinfelder **Service Request:**K1603420
Project: NAWS China Lake, Groundwater and Soil Investigatio/CTO 067

Analysis Run Log
Perfluorinated Sulfonic Acids and Perfluorinated Carboxylic Acids by HPLC/MS

Analysis Method: PFC/537M **Analysis Lot:**498197
Instrument ID:K-LCMS-03

Raw Data File	Sample Name	Lab Code	Date Analyzed	Time Analyzed	Q
052416\1019.wiff	Continuing Calibration Verification	KQ1605434-01	5/24/2016	19:05:35	
052416\1021.wiff	KCH067-087	K1603420-001	5/24/2016	19:39:46	
052416\1022.wiff	KCH067-089	K1603420-003	5/24/2016	19:56:47	
052416\1023.wiff	KCH067-092	K1603420-005	5/24/2016	20:13:55	
052416\1024.wiff	KCH067-107	K1603420-009	5/24/2016	20:31:00	
052416\1025.wiff	KCH067-088	K1603420-002	5/24/2016	20:48:02	
052416\1026.wiff	KCH067-087	K1603420-001	5/24/2016	21:05:08	
052416\1030.wiff	Continuing Calibration Verification	KQ1605434-02	5/24/2016	22:13:28	

Client: Kleinfelder **Service Request:**K1603420
Project: NAWS China Lake, Groundwater and Soil Investigatio/CTO 067

Analysis Run Log
Perfluorinated Sulfonic Acids and Perfluorinated Carboxylic Acids by HPLC/MS

Analysis Method: PFC/537M **Analysis Lot:**499061
Instrument ID:K-LCMS-02

Raw Data File	Sample Name	Lab Code	Date Analyzed	Time Analyzed	Q
051116\1079.wiff	Continuing Calibration Verification	KQ1605811-01	5/12/2016	09:27:04	
051116\1082.wiff	KCH067-093	K1603420-006	5/12/2016	11:49:19	
051116\1083.wiff	KCH067-094	K1603420-007	5/12/2016	12:07:08	
051116\1084.wiff	KCH067-104	K1603420-008	5/12/2016	12:24:57	
051116\1092.wiff	Continuing Calibration Verification	KQ1605811-02	5/12/2016	14:47:33	
051116\1099.wiff	KCH067-091	K1603420-004	5/12/2016	16:52:23	
051116\1101.wiff	KCH067-089	K1603420-003	5/12/2016	17:28:02	
051116\1103.wiff	KCH067-107	K1603420-009	5/12/2016	18:03:42	
051116\1104.wiff	Continuing Calibration Verification	KQ1605811-03	5/12/2016	18:21:32	

Prep Summary Report

Client: Kleinfelder **Service Request:**K1603420
Project: NAWS China Lake, Groundwater and Soil Investigatio/CTO
Sample Matrix: Water

Perfluorinated Sulfonic Acids and Perfluorinated Carboxylic Acids by HPLC/MS

Prep Method: EPA 3535A **Extraction Lot:**259355
Analytical Method: PFC/537M

Sample Name	Lab Code	Date Collected	Date Received	Sample Amount	Final Amount	Percent Solids
KCH067-087	K1603420-001	4/3/16	4/6/16	260.0000	8 mL	
KCH067-087	K1603420-001	4/3/16	4/6/16	260.0000	8 mL	
KCH067-088	K1603420-002	4/4/16	4/6/16	270.0000	8 mL	
KCH067-088	K1603420-002	4/4/16	4/6/16	270.0000	8 mL	
KCH067-089	K1603420-003	4/4/16	4/6/16	270.0000	8 mL	
KCH067-089	K1603420-003	4/4/16	4/6/16	270.0000	8 mL	
KCH067-089	K1603420-003	4/4/16	4/6/16	270.0000	8 mL	
KCH067-091	K1603420-004	4/4/16	4/6/16	270.0000	8 mL	
KCH067-092	K1603420-005	4/4/16	4/6/16	270.0000	8 mL	
KCH067-092	K1603420-005	4/4/16	4/6/16	270.0000	8 mL	
KCH067-093	K1603420-006	4/4/16	4/6/16	270.0000	8 mL	
KCH067-094	K1603420-007	4/4/16	4/6/16	270.0000	8 mL	
KCH067-104	K1603420-008	4/5/16	4/6/16	270.0000	8 mL	
KCH067-107	K1603420-009	4/3/16	4/6/16	280.0000	8 mL	
KCH067-107	K1603420-009	4/3/16	4/6/16	280.0000	8 mL	
KCH067-089	KQ1603496-01	4/4/16	4/6/16	280.0000	8 mL	
KCH067-089	KQ1603496-02	4/4/16	4/6/16	280.0000	8 mL	
Lab Control Sample	KQ1603496-03	NA	NA	250.0000	8 mL	
Method Blank	KQ1603496-04	NA	NA	250.0000	8 mL	

Raw Data

ALS Environmental—Kelso Laboratory
1317 South 13th Avenue, Kelso, WA 98626
Phone (360)577-7222 Fax (360)636-1068
www.alsglobal.com

Perfluorinated Sulfonic Acids and Perfluorinated Carboxylic Acids by HPLC/MS

ALS Environmental—Kelso Laboratory
1317 South 13th Avenue, Kelso, WA 98626
Phone (360)577-7222 Fax (360)636-1068
www.alsglobal.com

Created with Analyst Reporter
Printed: 5/25/2016 7:16 PM

Project	CAS Methods\PFAS
Data File	052416\1026.wiff
Result Table	052416_IS.rdb
Instrument Name	LCMS03

Narrate instrument IS used due to dil.

Sample Name	K1603420-001 2,000X	Injection Volume	10
Acquisition Date	5/24/2016 9:05:08 PM	Sample Type	Unknown
Acquisition Method	PFAS.dam	Dilution Factor	1.00
Injection Vial	39	Weight to Volume	0.00

Results Summary

*report

Analyte Name	IS Name	IS Area	Analyte RT (Exp RT)	Analyte Area	Calc. Conc (ng/mL)	Modified?
PFBS 1	d3-N-MeFOSA(IS)	989350	5.69 (5.69)	8920100	* 5.3400 ✓	No
18O-PFHxS	d3-N-MeFOSA(IS)	989350	7.83 (7.84)	2852	0.0174	Yes ✓
13C-PFOA	d3-N-MeFOSA(IS)	989350	8.49 (8.48)	1150	0.0024	Yes ✓
PFOA 1	d3-N-MeFOSA(IS)	989350	8.48 (8.48)	18494000	N/A see .105006 X	No
13C-PFOS	d3-N-MeFOSA(IS)	989350	9.07 (9.07)	2568	0.0023	Yes ✓
PFOS 1	d3-N-MeFOSA(IS)	989350	8.90 (9.07)	25215000	* 26.4000 ✓	No

w/dil 10,680 ✓

528001

IRC Summary

Analyte Peak Name	RT (Exp RT)	Area	Modified?	Calc (Exp) MRM Ratio	Ratio Confirms ID
PFBS 2	5.69 (5.69)	4567900	No	0.51 (0.51)	YES
PFOA 2	8.48 (8.48)	17686000	No	0.96 (1.09)	YES
PFOS 2	9.07 (9.07)	3500700	No	0.14 (0.25)	No

Quantitative Peak Review

K1603420-001 2,000X ***No data for Sample ID***

MAY 27 2016

5/26/16

Project	CAS Methods\PFAS
Data File	052416\1021.wiff
Result Table	052416_IS.rdb
Instrument Name	LCMS03

Instrument IS. used due to surr. dilluted out.

Sample Name	K1603420-001 10,000X	Injection Volume	10
Acquisition Date	5/24/2016 7:39:46 PM	Sample Type	Unknown
Acquisition Method	PFAS.dam	Dilution Factor	1.00
Injection Vial	34	Weight to Volume	0.00

Results Summary

*report.

Analyte Name	IS Name	IS Area	Analyte RT (Exp RT)	Analyte Area	Calc. Conc (ng/mL)	Modified?
PFBS 1	d3-N-MeFOSA(IS)	1028900	5.70 (5.69)	1909900	1.0700	No
18O-PFHxS	d3-N-MeFOSA(IS)	1028900	0.00 (7.84)	0	N/A	Yes
13C-PFOA	d3-N-MeFOSA(IS)	1028900	0.00 (8.48)	0	N/A	No
PFOA 1	d3-N-MeFOSA(IS)	1028900	8.49 (8.48)	4851200	* 10.5000 ✓	No
13C-PFOS	d3-N-MeFOSA(IS)	1028900	0.00 (9.07)	0	N/A	No
PFOS 1	d3-N-MeFOSA(IS)	1028900	8.91 (9.07)	5860300	4.9100	No

6. dil. 105,000 ✓

IRC Summary

Analyte Peak Name	RT (Exp RT)	Area	Modified?	Calc (Exp) MRM Ratio	Ratio Confirms ID
PFBS 2	5.69 (5.69)	952130	No	0.50 (0.51)	YES
PFOA 2	8.49 (8.48)	4627400	No	0.95 (1.09)	YES
PFOS 2	9.07 (9.07)	784800	No	0.13 (0.25)	No

Quantitative Peak Review — K1603420-001 10,000X *No data for Sample ID*

MAY 2 7 2016

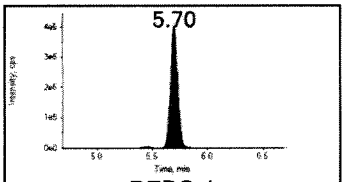

PFBS 1
299.000/80.000 Da
□ Baseline □ Missed
□ Wrong Peak

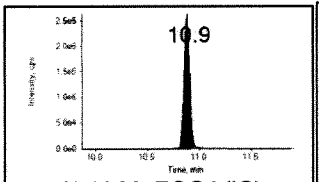

d3-N-MeFOSA(IS)
515.000/169.000 Da
□ Baseline □ Missed
□ Wrong Peak

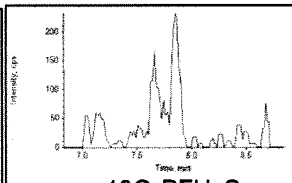

18O-PFHxS
403.000/103.000 Da
□ Baseline □ Missed
□ Wrong Peak

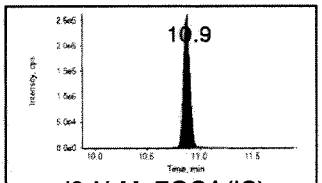

d3-N-MeFOSA(IS)
515.000/169.000 Da
□ Baseline □ Missed
□ Wrong Peak

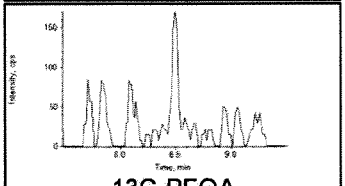

13C-PFOA
417.000/372.000 Da
□ Baseline □ Missed
□ Wrong Peak

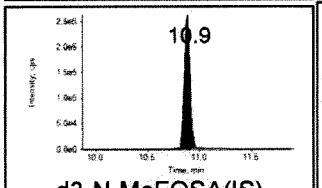

d3-N-MeFOSA(IS)
515.000/169.000 Da
□ Baseline □ Missed
□ Wrong Peak

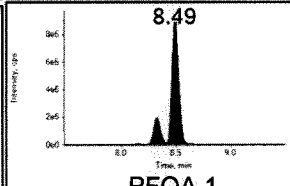

PFOA 1
413.000/169.000 Da
□ Baseline □ Missed
□ Wrong Peak

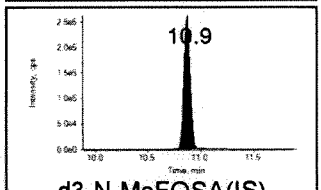

d3-N-MeFOSA(IS)
515.000/169.000 Da
□ Baseline □ Missed
□ Wrong Peak

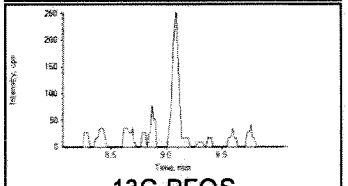

13C-PFOS
503.000/80.000 Da
□ Baseline □ Missed
□ Wrong Peak

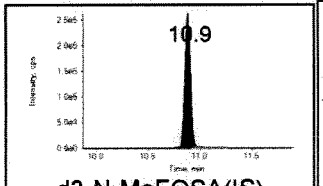

d3-N-MeFOSA(IS)
515.000/169.000 Da
□ Baseline □ Missed
□ Wrong Peak

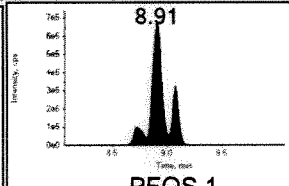

PFOS 1
499.000/80.000 Da
□ Baseline □ Missed
□ Wrong Peak

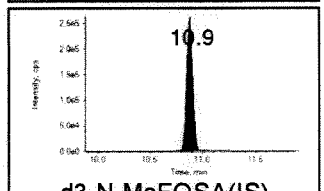

d3-N-MeFOSA(IS)
515.000/169.000 Da
□ Baseline □ Missed
□ Wrong Peak

Ion Ratio Confirmation

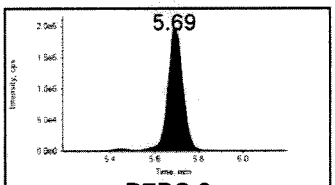

PFBS 2
Mod? No
□ Baseline □ Missed
□ Wrong Peak

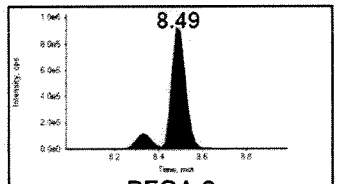

PFOA 2
Mod? No
□ Baseline □ Missed
□ Wrong Peak

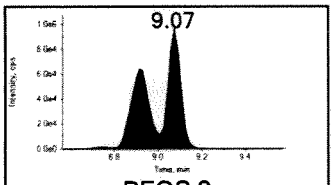

PFOS 2
Mod? No
□ Baseline □ Missed
□ Wrong Peak

Project	Ewan's Projects\PFCs
Data File	050116\1068.wiff
Result Table	050116.rdb
Instrument Name	LCMS02

Sample Name	K1603420-002	**Injection Volume**	10
Acquisition Date	5/2/2016 7:17:43 AM	**Sample Type**	Unknown
Acquisition Method	PFC_090315 schedule mrm.dam	**Dilution Factor**	1.00
Injection Vial	43	**Weight to Volume**	0.00

Results Summary

Analyte Name	IS Name	IS Area	Analyte RT (Exp RT)	Analyte Area	Calc. Conc (ng/mL)	Modified?
Pfba 1	13c_pfba	551286	2.55 (2.56)	4098126	43.6800	No
Pfpea 1	13c_pfhxa	1726111	5.01 (5.00)	18971531	95.6290	No
Pfbs 1	18o-pfhs	630244	5.47 (5.47)	23903566	62.3800	Yes
Pfhxa 1	13c_pfhxa	1726111	6.54 (6.57)	46702566	154.8170	No
Pfhpa 1	13c_pfhxa	1726111	7.56 (7.56)	28281723	81.4840	No
Pfhxs 1	18o-pfhs	630244	7.68 (7.64)	77239452	217.0200	No
Pfoa 1	13c-pfoa	840364	8.11 (8.29)	92597942	1033.9800	No
Pfna 1	13c-pfna	1912051	8.88 (8.88)	733515	2.1240	No
Pfos 1	13c-pfos	1536666	8.73 (8.89)	72971465	254.0380	No
Pfda 1	13c-pfda	1569484	9.37 (9.36)	56816	0.1940	No
Pfuna 1	13c-pfuna	283161	9.80 (9.79)	8477	0.0550	No
Pfds 1	13c-pfos	1536666	9.56 (9.78)	4459	0.0140	No
Pfdoa 1	13c-pfdoda	16379	10.20 (10.20)	1357	0.0080	No
Fosa 1	d5-NEtFOSA	235632	9.77 (9.92)	16410950	75.4100	No
Pfteda 1	13c-pfdoda	16379	0.00 (10.80)	0	N/A	No
PFHpS 1	18o-pfhs	630244	8.33 (8.32)	590129	21.0230	No
NMeFOSE 1	d7-NMeFOSE	293684	0.00 (10.80)	0	N/A	No
NMeFOSA 1	d7-NMeFOSE	293684	0.00 (10.80)	0	N/A	No
NEtFOSE 1	d9-EtFOSE	301464	0.00 (11.00)	0	N/A	No
NEtFOSA 1	d5-NEtFOSA	235632	11.00 (11.00)	3393	0.0800	No

MAY 12 2016

Analyte Name	IS Name	IS Area	Analyte RT (Exp RT)	Analyte Area	Calc. Conc (ng/mL)	Modified?
d9-EtFOSE 1	N_mefosa_d3	347575	11.00 (11.00)	301464	3.1920	No
d5-NEtFOSA 1	N_mefosa_d3	347575	11.00 (11.00)	235632	3.2860	No
d7-NMeFOSE 1	N_mefosa_d3	347575	10.70 (10.80)	293684	4.0250	No
13C_PFBA 1	N_mefosa_d3	347575	2.55 (2.51)	551286	1.7750	No
13C_PFHXA 1	N_mefosa_d3	347575	6.57 (6.56)	1726111	3.8420	No
13C-PFOA 1	N_mefosa_d3	347575	8.29 (8.29)	840364	2.5750	No
13C-PFNA 1	N_mefosa_d3	347575	8.88 (8.88)	1912051	5.4510	No
13C-PFOS 1	N_mefosa_d3	347575	8.89 (8.89)	1536666	5.0750	No
13C-PFDA 1	N_mefosa_d3	347575	9.37 (9.38)	1569484	5.3940	No
13C-PFUNA 1	N_mefosa_d3	347575	9.79 (9.80)	283161	4.8440	No
18O-PFHxS 1	N_mefosa_d3	347575	7.64 (7.65)	630244	4.1830	No
13C-PFDoA 1	N_mefosa_d3	347575	10.20 (10.20)	16424	4.4570	No
PFTrDA 1	13c-pfdoda	16379	0.00 (10.50)	0	N/A	No
6_2-FTS 1	13C2-6_2-FTS	26089	8.24 (8.23)	4171387	47.9090	No
8_2-FTS 1	13C2-6_2-FTS	26089	9.35 (9.35)	171503	2.0580	No
13C2-6_2-FTS 1	N_mefosa_d3	347575	8.24 (8.24)	26089	5.6690	No

IRC Summary

Analyte Peak Name	RT (Exp RT)	Area	Modified?	Calc (Exp) MRM Ratio	Ratio Confirms ID
Pfba 2	2.55 (2.55)	4000521	No	0.98 (0.99)	YES
Pfpea 2	5.01 (5.00)	18876242	No	0.99 (1.01)	YES
Pfbs 2	5.47 (5.46)	11344069	Yes	0.47 (0.41)	YES
Pfhxa 2	6.57 (6.57)	12405522	No	0.27 (0.09)	No
Pfhpa 2	7.56 (7.56)	14902257	No	0.53 (0.40)	No
Pfhxs 2	7.64 (7.64)	34007055	No	0.44 (0.40)	YES
Pfoa 2	8.15 (8.29)	96374095	No	1.04 (1.86)	No
Pfna 2	8.88 (8.88)	211601	No	0.29 (0.30)	YES

Analyte Peak Name	RT (Exp RT)	Area	Modified?	Calc (Exp) MRM Ratio	Ratio Confirms ID
Pfos 2	8.89 (8.89)	15242436	No	0.21 (0.33)	No
Pfda 2	9.19 (9.36)	17700	No	0.31 (0.20)	No
Pfuna 2	9.79 (9.79)	2960	No	0.35 (0.33)	YES
Pfds 2	0.00 (9.78)	0	No	0.00 (0.32)	No
Pfdoa 2	0.00 (10.20)	0	No	0.00 (0.29)	No
Fosa 2	9.93 (9.92)	211522	No	0.01 (0.03)	No
Pfteda 2	0.00 (10.80)	0	No	0.00 (0.23)	No
PFHpS 2	8.33 (8.32)	185845	No	0.31 (0.41)	No
NMeFOSE 2	0.00 (10.80)	0	No	0.00 (0.01)	No
NMeFOSA 2	0.00 (10.80)	0	No	0.00 (0.97)	No
NEtFOSE 2	0.00 (11.00)	0	No	0.00 (0.01)	No
NEtFOSA 2	11.00 (11.00)	2690	No	0.79 (0.69)	YES
PFTrDA 2	0.00 (10.50)	0	No	0.00 (0.24)	No
6_2-FTS 2	8.24 (8.24)	5399728	No	1.29 (1.30)	YES
8_2-FTS 2	9.36 (9.35)	18456	No	0.11 (0.10)	YES

Quantitative Peak Review **K1603420-002** ***No data for Sample ID***

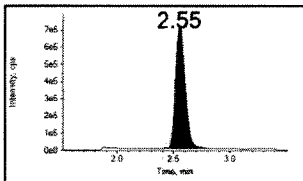

Pfba 1
213.000/169.000 Da
□ Baseline □ Missed
□ Wrong Peak

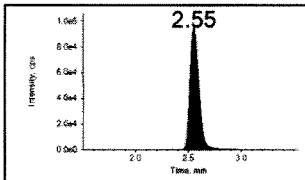

13c_pfba
217.000/172.000 Da
□ Baseline □ Missed
□ Wrong Peak

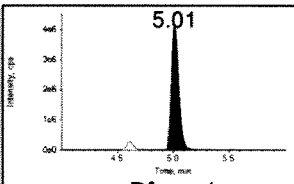

Pfpea 1
263.000/219.000 Da
□ Baseline □ Missed
□ Wrong Peak

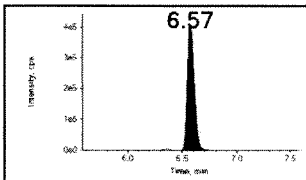

13c_pfhxa
315.000/270.000 Da
□ Baseline □ Missed
□ Wrong Peak

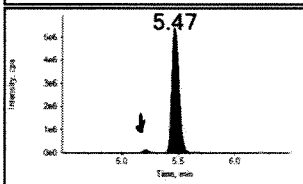

Pfbs 1
299.000/80.000 Da
□ Baseline □ Missed
□ Wrong Peak

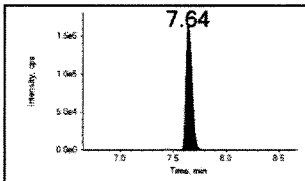

18o-pfhs
403.000/103.000 Da
□ Baseline □ Missed
□ Wrong Peak

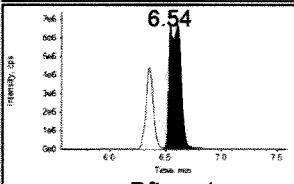

Pfhxa 1
313.000/269.000 Da
□ Baseline □ Missed
□ Wrong Peak

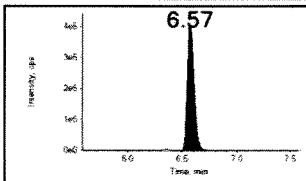

13c_pfhxa
315.000/270.000 Da
□ Baseline □ Missed
□ Wrong Peak

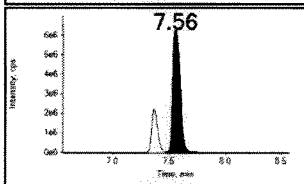

Pfhpa 1
363.000/319.000 Da
□ Baseline □ Missed
□ Wrong Peak

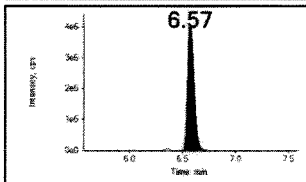

13c_pfhxa
315.000/270.000 Da
□ Baseline □ Missed
□ Wrong Peak

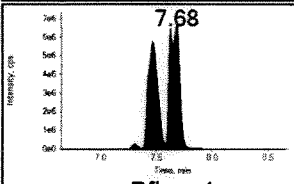

Pfhxs 1
399.000/80.000 Da
□ Baseline □ Missed
□ Wrong Peak

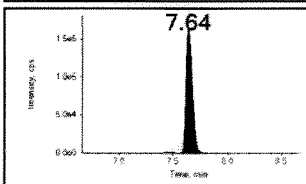

18o-pfhs
403.000/103.000 Da
□ Baseline □ Missed
□ Wrong Peak

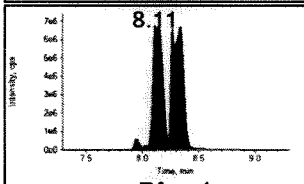

Pfoa 1
413.000/169.000 Da
□ Baseline □ Missed
□ Wrong Peak

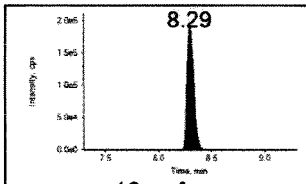

13c-pfoa
417.000/372.000 Da
□ Baseline □ Missed
□ Wrong Peak

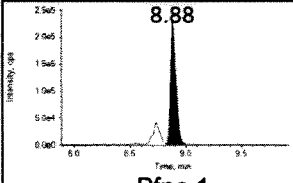

Pfna 1
463.000/419.000 Da
□ Baseline □ Missed
□ Wrong Peak

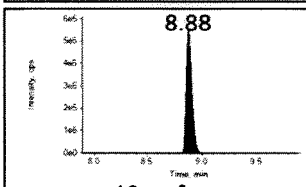

13c-pfna
468.000/423.000 Da
□ Baseline □ Missed
□ Wrong Peak

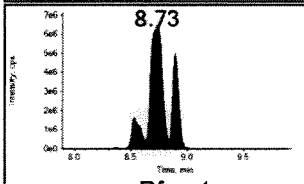

Pfos 1
499.000/80.000 Da
□ Baseline □ Missed
□ Wrong Peak

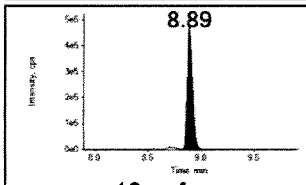

13c-pfos
503.000/80.000 Da
□ Baseline □ Missed
□ Wrong Peak

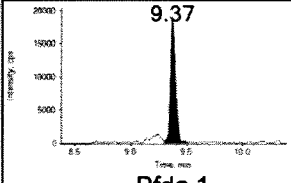

Pfda 1
513.000/469.000 Da
□ Baseline □ Missed
□ Wrong Peak

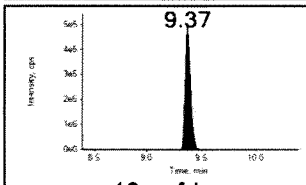

13c-pfda
515.000/470.000 Da
□ Baseline □ Missed
□ Wrong Peak

MAY 12 2016

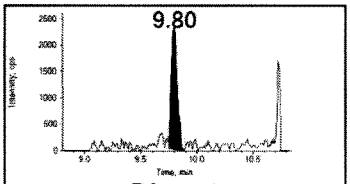

Pfuna 1
563.000/519.000 Da
□ Baseline □ Missed
□ Wrong Peak

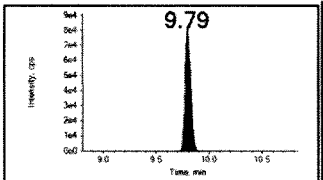

13c-pfuna
565.000/520.000 Da
□ Baseline □ Missed
□ Wrong Peak

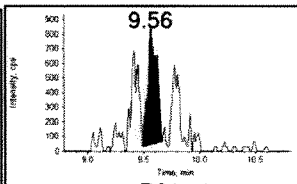

Pfds 1
599.000/80.000 Da
□ Baseline □ Missed
□ Wrong Peak

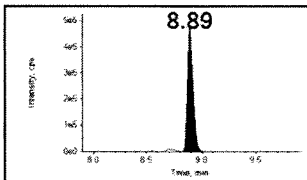

13c-pfos
503.000/80.000 Da
□ Baseline □ Missed
□ Wrong Peak

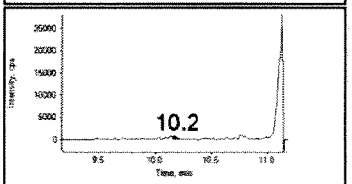

Pfdoa 1
613.000/569.000 Da
□ Baseline □ Missed
□ Wrong Peak

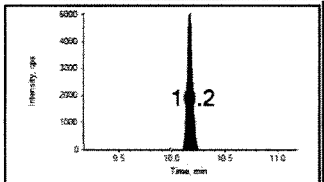

13c-pfdoda
615.000/570.000 Da
□ Baseline □ Missed
□ Wrong Peak

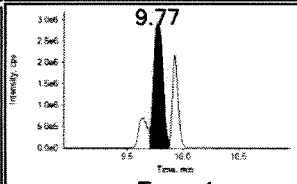

Fosa 1
498.000/78.000 Da
□ Baseline □ Missed
□ Wrong Peak

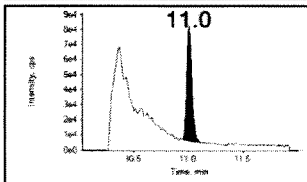

d5-NEtFOSA
531.000/169.000 Da
□ Baseline □ Missed
□ Wrong Peak

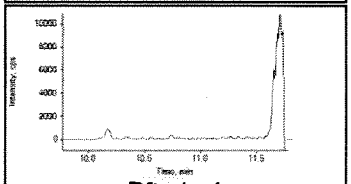

Pfteda 1
713.000/669.000 Da
□ Baseline □ Missed
□ Wrong Peak

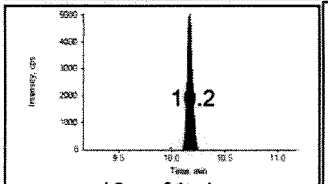

13c-pfdoda
615.000/570.000 Da
□ Baseline □ Missed
□ Wrong Peak

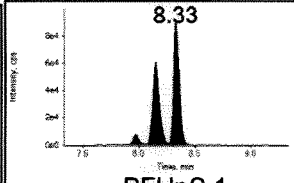

PFHpS 1
449.400/80.000 Da
□ Baseline □ Missed
□ Wrong Peak

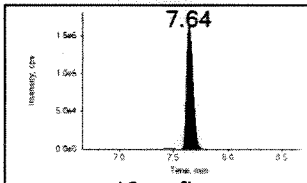

18o-pfhs
403.000/103.000 Da
□ Baseline □ Missed
□ Wrong Peak

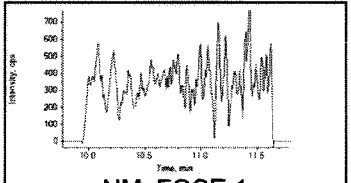

NMeFOSE 1
616.200/58.800 Da
□ Baseline □ Missed
□ Wrong Peak

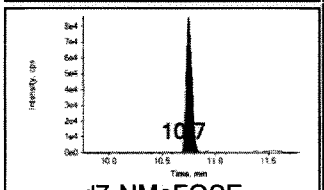

d7-NMeFOSE
623.000/59.000 Da
□ Baseline □ Missed
□ Wrong Peak

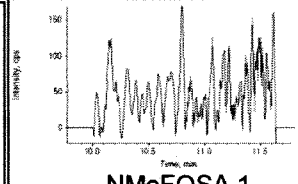

NMeFOSA 1
512.200/169.300 Da
□ Baseline □ Missed
□ Wrong Peak

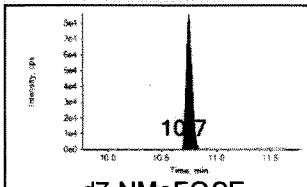

d7-NMeFOSE
623.000/59.000 Da
□ Baseline □ Missed
□ Wrong Peak

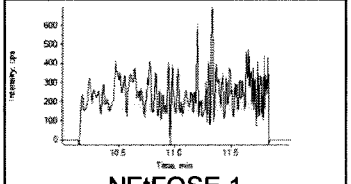

NEtFOSE 1
630.200/59.000 Da
□ Baseline □ Missed
□ Wrong Peak

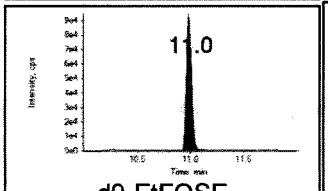

d9-EtFOSE
639.000/59.000 Da
□ Baseline □ Missed
□ Wrong Peak

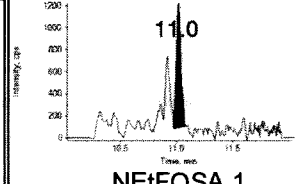

NEtFOSA 1
526.200/169.000 Da
□ Baseline □ Missed
□ Wrong Peak

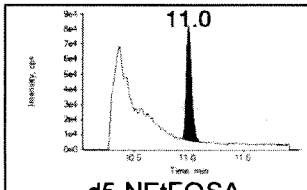

d5-NEtFOSA
531.000/169.000 Da
□ Baseline □ Missed
□ Wrong Peak

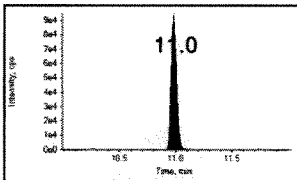

d9-EtFOSE 1
639.000/59.000 Da
□ Baseline □ Missed
□ Wrong Peak

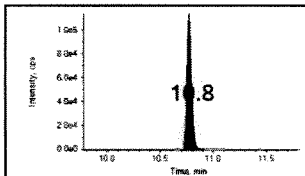

N_mefosa_d3
515.000/169.000 Da
□ Baseline □ Missed
□ Wrong Peak

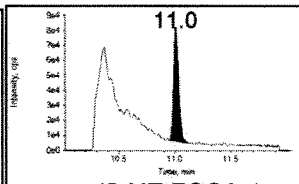

d5-NEtFOSA 1
531.000/169.000 Da
□ Baseline □ Missed
□ Wrong Peak

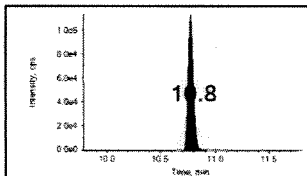

N_mefosa_d3
515.000/169.000 Da
□ Baseline □ Missed
□ Wrong Peak

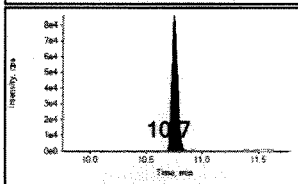

d7-NMeFOSE 1
623.000/59.000 Da
□ Baseline □ Missed
□ Wrong Peak

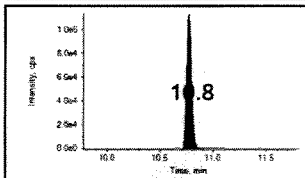

N_mefosa_d3
515.000/169.000 Da
□ Baseline □ Missed
□ Wrong Peak

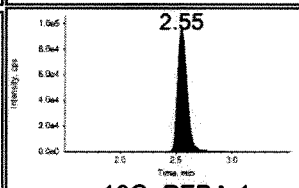

13C_PFBA 1
217.000/172.000 Da
□ Baseline □ Missed
□ Wrong Peak

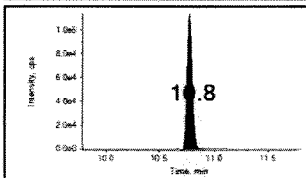

N_mefosa_d3
515.000/169.000 Da
□ Baseline □ Missed
□ Wrong Peak

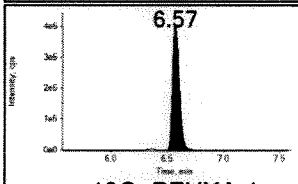

13C_PFHXA 1
315.000/270.000 Da
□ Baseline □ Missed
□ Wrong Peak

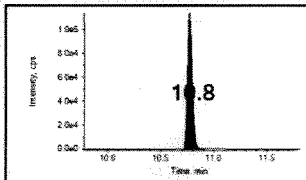

N_mefosa_d3
515.000/169.000 Da
□ Baseline □ Missed
□ Wrong Peak

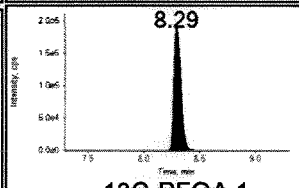

13C-PFOA 1
417.000/372.000 Da
□ Baseline □ Missed
□ Wrong Peak

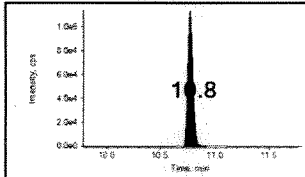

N_mefosa_d3
515.000/169.000 Da
□ Baseline □ Missed
□ Wrong Peak

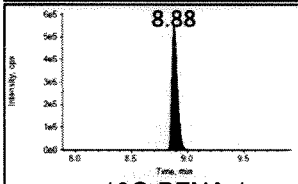

13C-PFNA 1
468.000/423.000 Da
□ Baseline □ Missed
□ Wrong Peak

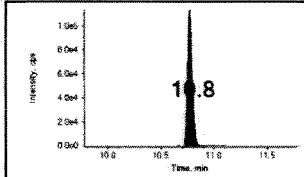

N_mefosa_d3
515.000/169.000 Da
□ Baseline □ Missed
□ Wrong Peak

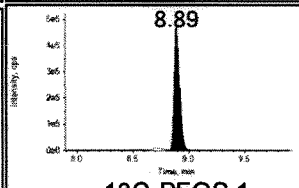

13C-PFOS 1
503.000/80.000 Da
□ Baseline □ Missed
□ Wrong Peak

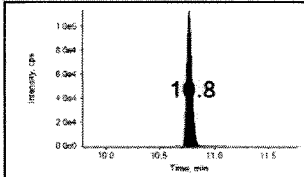

N_mefosa_d3
515.000/169.000 Da
□ Baseline □ Missed
□ Wrong Peak

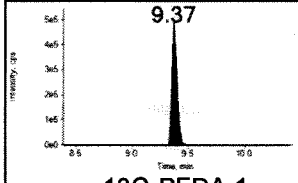

13C-PFDA 1
515.000/470.000 Da
□ Baseline □ Missed
□ Wrong Peak

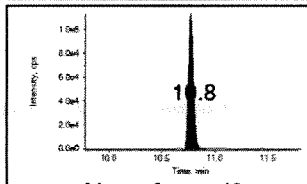

N_mefosa_d3
515.000/169.000 Da
□ Baseline □ Missed
□ Wrong Peak

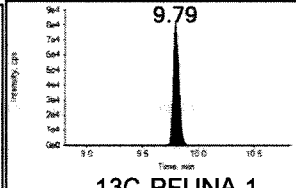

13C-PFUNA 1
565.000/520.000 Da
□ Baseline □ Missed
□ Wrong Peak

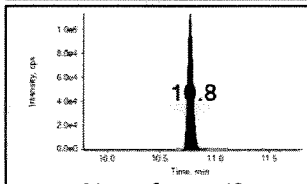

N_mefosa_d3
515.000/169.000 Da
□ Baseline □ Missed
□ Wrong Peak

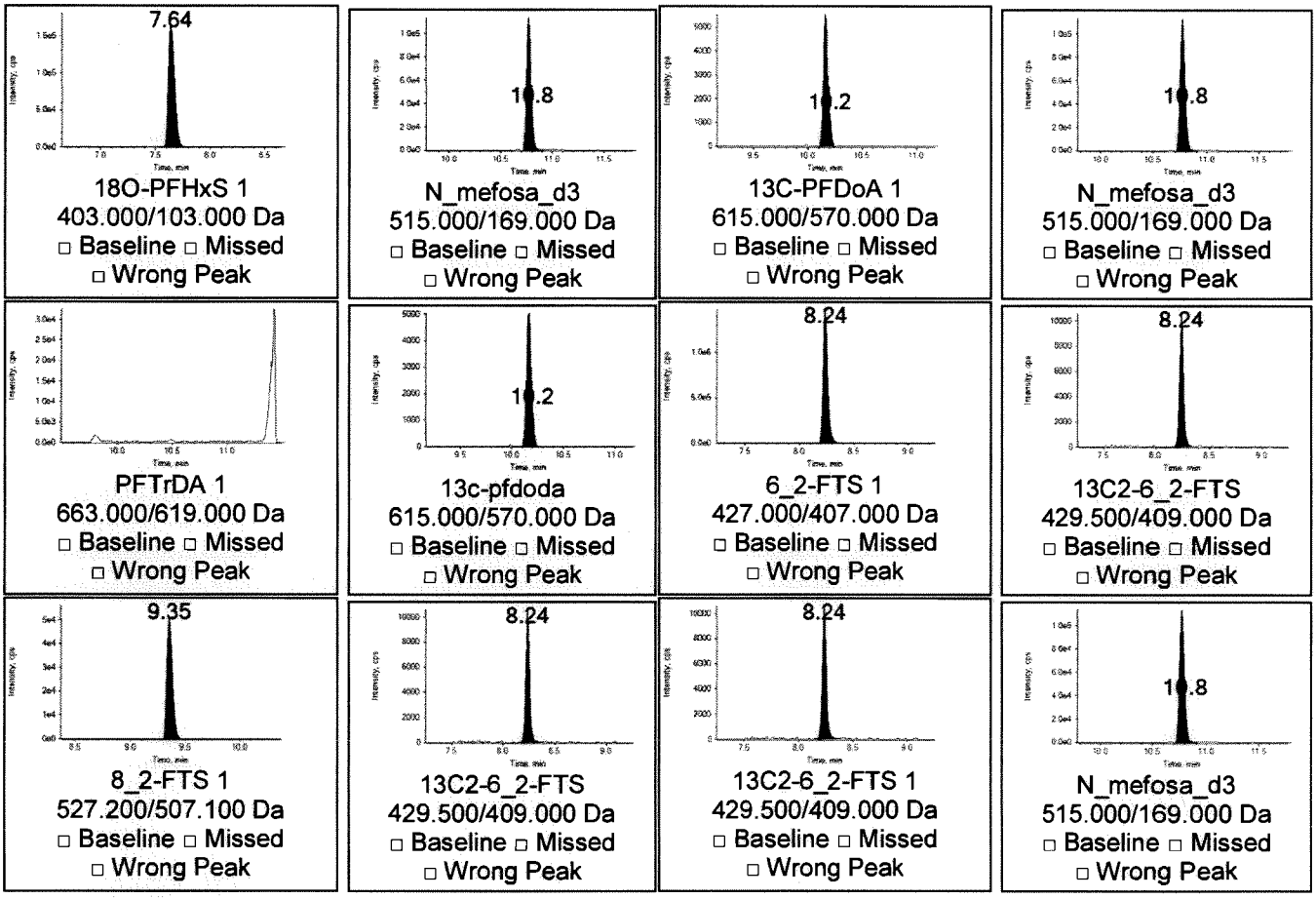

Ion Ratio Confirmation

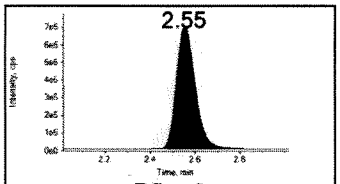

Pfba 2
Mod? No
□ Baseline □ Missed
□ Wrong Peak

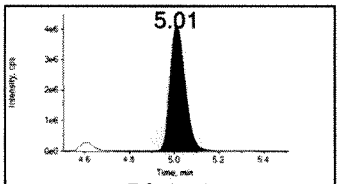

Pfpea 2
Mod? No
□ Baseline □ Missed
□ Wrong Peak

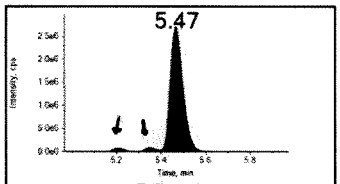

Pfbs 2
Mod? Yes
□ Baseline □ Missed
□ Wrong Peak

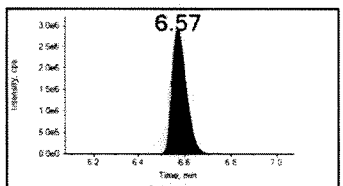

Pfhxa 2
Mod? No
□ Baseline □ Missed
□ Wrong Peak

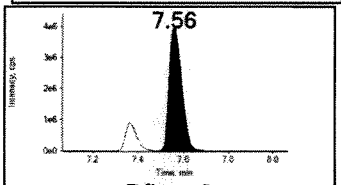

Pfhpa 2
Mod? No
□ Baseline □ Missed
□ Wrong Peak

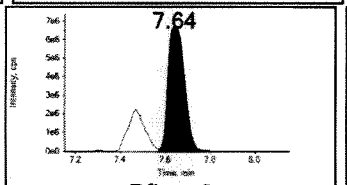

Pfhxs 2
Mod? No
□ Baseline □ Missed
□ Wrong Peak

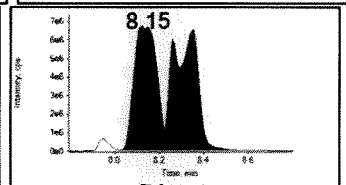

Pfoa 2
Mod? No
□ Baseline □ Missed
□ Wrong Peak

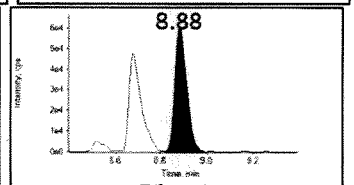

Pfna 2
Mod? No
□ Baseline □ Missed
□ Wrong Peak

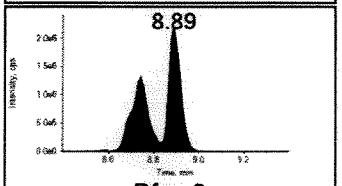

Pfos 2
Mod? No
□ Baseline □ Missed
□ Wrong Peak

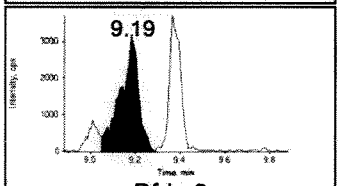

Pfda 2
Mod? No
□ Baseline □ Missed
□ Wrong Peak

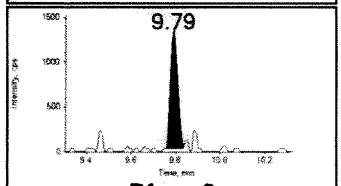

Pfuna 2
Mod? No
□ Baseline □ Missed
□ Wrong Peak

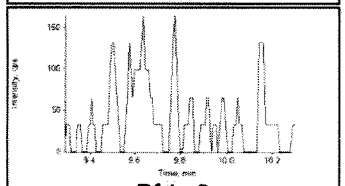

Pfds 2
Mod? No
□ Baseline □ Missed
□ Wrong Peak

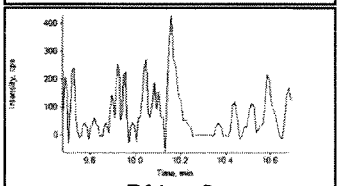

Pfdoa 2
Mod? No
□ Baseline □ Missed
□ Wrong Peak

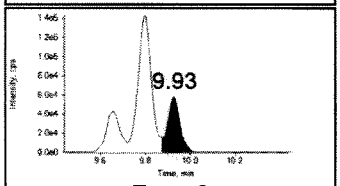

Fosa 2
Mod? No
□ Baseline □ Missed
□ Wrong Peak

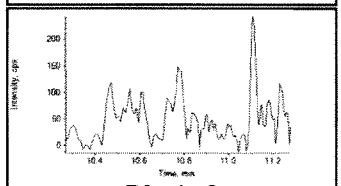

Pfteda 2
Mod? No
□ Baseline □ Missed
□ Wrong Peak

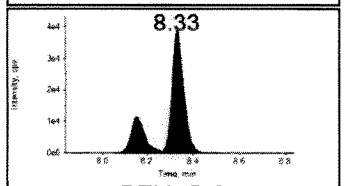

PFHpS 2
Mod? No
□ Baseline □ Missed
□ Wrong Peak

MAY 12 2016

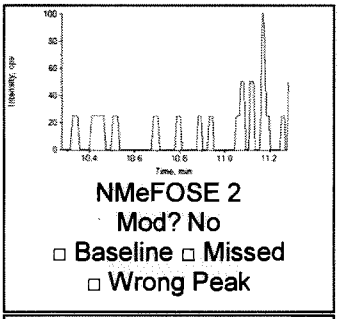

NMeFOSE 2
Mod? No
□ Baseline □ Missed
□ Wrong Peak

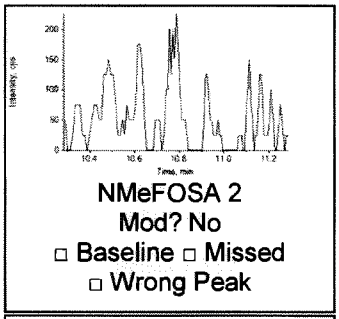

NMeFOSA 2
Mod? No
□ Baseline □ Missed
□ Wrong Peak

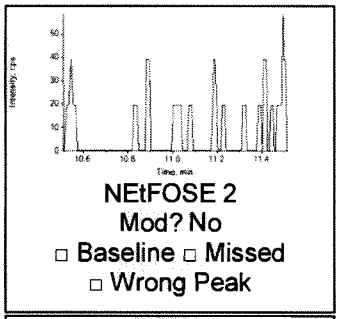

NEtFOSE 2
Mod? No
□ Baseline □ Missed
□ Wrong Peak

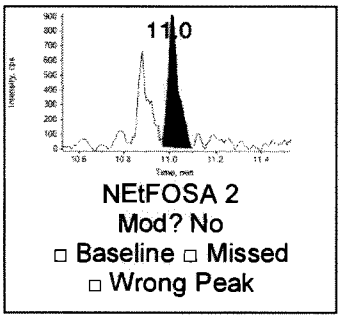

NEtFOSA 2
Mod? No
□ Baseline □ Missed
□ Wrong Peak

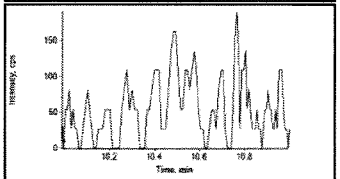

PFTrDA 2
Mod? No
□ Baseline □ Missed
□ Wrong Peak

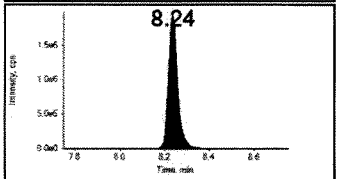

6_2-FTS 2
Mod? No
□ Baseline □ Missed
□ Wrong Peak

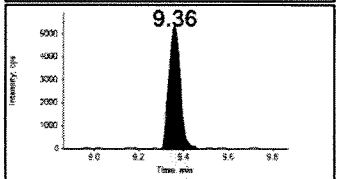

8_2-FTS 2
Mod? No
□ Baseline □ Missed
□ Wrong Peak

Printing Time: 8:25:55 PM
Printing Date: Friday, May 06, 2016

	File Name	Sample Name	Sample Type	Analyte Peak Name	Analyte Peak Area (counts)	Analyte Concentration (ng/mL)
3542	050116\1068.wiff	K1603420-002	Unknown	Pfba 2	4000500.	N/A
3543	050116\1068.wiff	K1603420-002	Unknown	Pfpea 1	18972000.	N/A
3544	050116\1068.wiff	K1603420-002	Unknown	Pfpea 2	18876000.	N/A
3545	050116\1068.wiff	K1603420-002	Unknown	Pfbs 1	23362000.	N/A
3546	050116\1068.wiff	K1603420-002	Unknown	Pfbs 2	10742000.	N/A
3547	050116\1068.wiff	K1603420-002	Unknown	Pfhxa 1	46703000.	N/A
3548	050116\1068.wiff	K1603420-002	Unknown	Pfhxa 2	12406000.	N/A
3549	050116\1068.wiff	K1603420-002	Unknown	Pfhpa 1	28282000.	N/A
3550	050116\1068.wiff	K1603420-002	Unknown	Pfhpa 2	14902000.	N/A
3551	050116\1068.wiff	K1603420-002	Unknown	Pfhxs 1	77239000.	N/A
3552	050116\1068.wiff	K1603420-002	Unknown	Pfhxs 2	34007000.	N/A
3553	050116\1068.wiff	K1603420-002	Unknown	Pfoa 1	92598000.	N/A
3554	050116\1068.wiff	K1603420-002	Unknown	Pfoa 2	96374000.	N/A
3555	050116\1068.wiff	K1603420-002	Unknown	Pfna 1	733520.	N/A
3556	050116\1068.wiff	K1603420-002	Unknown	Pfna 2	211600.	N/A
3557	050116\1068.wiff	K1603420-002	Unknown	Pfos 1	72971000.	N/A
3558	050116\1068.wiff	K1603420-002	Unknown	Pfos 2	15242000.	N/A
3559	050116\1068.wiff	K1603420-002	Unknown	Pfda 1	56815.	N/A
3560	050116\1068.wiff	K1603420-002	Unknown	Pfda 2	17700.	N/A
3561	050116\1068.wiff	K1603420-002	Unknown	Pfuna 1	8477.0	N/A

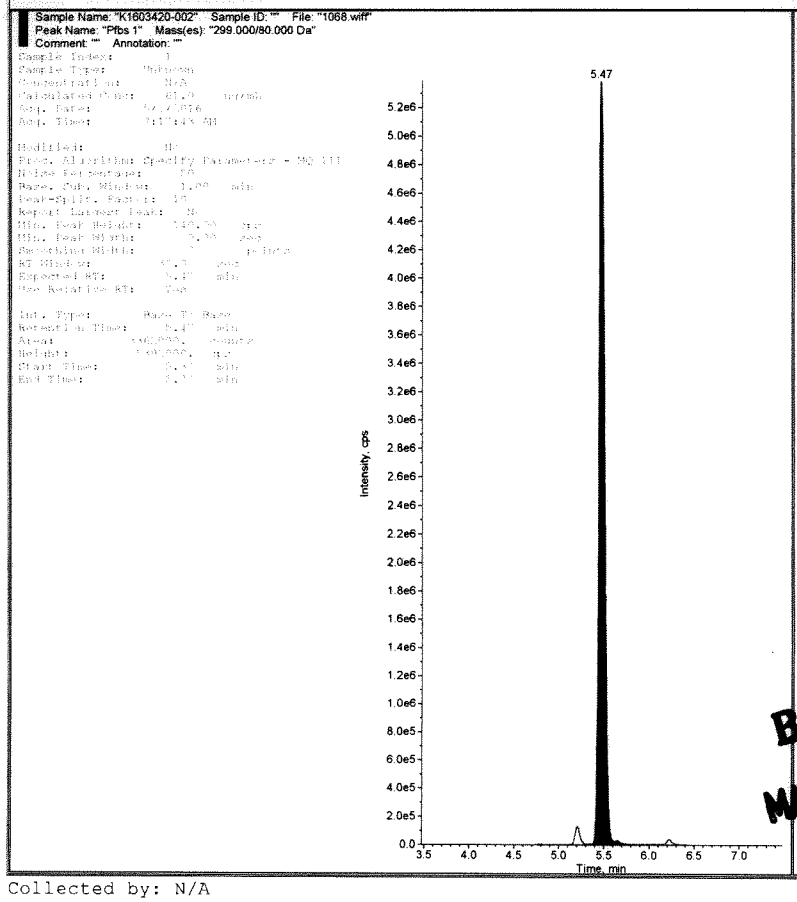



Before
MAY 06 2016

Collected by: N/A
Electronic Signature: no
Operator: Matt Hall

MAY 12 2016

Printing Time: 8:26:27 PM
Printing Date: Friday, May 06, 2016

	File Name	Sample Name	Sample Type	Analyte Peak Name	Analyte Peak Area (counts)	Analyte Concentration (ng/mL)
3542	050116\1068.wiff	K1603420-002	Unknown	Pfba 2	4000500.	N/A
3543	050116\1068.wiff	K1603420-002	Unknown	Pfpea 1	18972000.	N/A
3544	050116\1068.wiff	K1603420-002	Unknown	Pfpea 2	18876000.	N/A
3545	050116\1068.wiff	K1603420-002	Unknown	Pfbs 1	23904000.	N/A
3546	050116\1068.wiff	K1603420-002	Unknown	Pfbs 2	10742000.	N/A
3547	050116\1068.wiff	K1603420-002	Unknown	Pfhxa 1	46703000.	N/A
3548	050116\1068.wiff	K1603420-002	Unknown	Pfhxa 2	12406000.	N/A
3549	050116\1068.wiff	K1603420-002	Unknown	Pfhpa 1	28282000.	N/A
3550	050116\1068.wiff	K1603420-002	Unknown	Pfhpa 2	14902000.	N/A
3551	050116\1068.wiff	K1603420-002	Unknown	Pfhxs 1	77239000.	N/A
3552	050116\1068.wiff	K1603420-002	Unknown	Pfhxs 2	34007000.	N/A
3553	050116\1068.wiff	K1603420-002	Unknown	Pfoa 1	92598000.	N/A
3554	050116\1068.wiff	K1603420-002	Unknown	Pfoa 2	96374000.	N/A
3555	050116\1068.wiff	K1603420-002	Unknown	Pfna 1	733520.	N/A
3556	050116\1068.wiff	K1603420-002	Unknown	Pfna 2	211600.	N/A
3557	050116\1068.wiff	K1603420-002	Unknown	Pfos 1	72971000.	N/A
3558	050116\1068.wiff	K1603420-002	Unknown	Pfos 2	15242000.	N/A
3559	050116\1068.wiff	K1603420-002	Unknown	Pfda 1	56815.	N/A
3560	050116\1068.wiff	K1603420-002	Unknown	Pfda 2	17700.	N/A
3561	050116\1068.wiff	K1603420-002	Unknown	Pfuna 1	8477.0	N/A

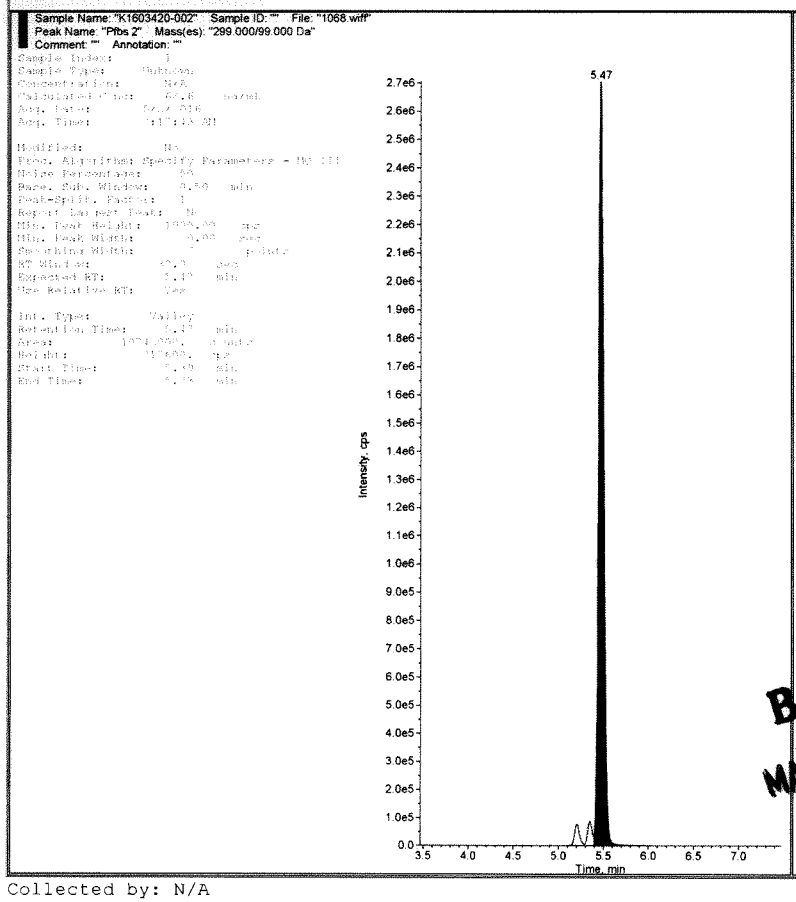



Before
MAY 06 2016

Collected by: N/A
Electronic Signature: no
Operator: Matt Hall

MAY 12 2016

Created with Analyst Reporter
Printed: 5/25/2016 7:16 PM

Project	CAS Methods\PFAS
Data File	052416\1025.wiff
Result Table	052416_IS.rdb
Instrument Name	LCMS03

Narrate, instrument IS used due to dill.

Sample Name	K1603420-002 500X	Injection Volume	10
Acquisition Date	5/24/2016 8:48:02 PM	Sample Type	Unknown
Acquisition Method	PFAS.dam	Dilution Factor	1.00
Injection Vial	38	Weight to Volume	0.00

Results Summary

*report

Analyte Name	IS Name	IS Area	Analyte RT (Exp RT)	Analyte Area	Calc. Conc (ng/mL)	Modified?
PFBS 1	d3-N-MeFOSA(IS)	987650	5.70 (5.69)	183620	0.1130	Yes
18O-PFHxS	d3-N-MeFOSA(IS)	987650	7.85 (7.84)	2372	0.0145	No
13C-PFOA	d3-N-MeFOSA(IS)	987650	8.48 (8.48)	4664	0.0099	No
PFOA 1	d3-N-MeFOSA(IS)	987650	8.49 (8.48)	2771500	* 6.0300	No
13C-PFOS	d3-N-MeFOSA(IS)	987650	9.08 (9.07)	13152	0.0117	No
PFOS 1	d3-N-MeFOSA(IS)	987650	8.91 (9.07)	750230	* 0.6290	No

w. dill

3015

6/3/16

~~3.14~~ 314.5

IRC Summary

Analyte Peak Name	RT (Exp RT)	Area	Modified?	Calc (Exp) MRM Ratio	Ratio Confirms ID
PFBS 2	5.69 (5.69)	93474	No	0.51 (0.51)	YES
PFOA 2	8.49 (8.48)	2641700	No	0.95 (1.09)	YES
PFOS 2	9.08 (9.07)	109300	No	0.15 (0.25)	No

Quantitative Peak Review

K1603420-002 500X ***No data for Sample ID***

MAY 27 2016

	File Name	Sample Name	Sample ID	Sample Type	Analyte Peak Name	Analyte Peak Area (counts)	Analyte Concentration (ng/mL)	IS Peak Area (counts)
152	052416\1023.wiff	K1603420-005 2,000X		Unknown	PFOS 1	19193000.	N/A	1007400.
153	052416\1023.wiff	K1603420-005 2,000X		Unknown	PFOS 2	2612400.	N/A	1007400.
154	052416\1024.wiff	K1603420-009 2,000X		Unknown	PFBS 1	3018100.	N/A	1006100.
155	052416\1024.wiff	K1603420-009 2,000X		Unknown	PFBS 2	1516100.	N/A	1006100.
156	052416\1024.wiff	K1603420-009 2,000X		Unknown	18O-PFHxS	1254.7	N/A	1006100.
157	052416\1024.wiff	K1603420-009 2,000X		Unknown	13C-PFOA	1136.3	N/A	1006100.
158	052416\1024.wiff	K1603420-009 2,000X		Unknown	PFOA 1	12122000.	N/A	1006100.
159	052416\1024.wiff	K1603420-009 2,000X		Unknown	PFOA 2	11552000.	N/A	1006100.
160	052416\1024.wiff	K1603420-009 2,000X		Unknown	13C-PFOS	2734.3	N/A	1006100.
161	052416\1024.wiff	K1603420-009 2,000X		Unknown	PFOS 1	22390000.	N/A	1006100.
162	052416\1024.wiff	K1603420-009 2,000X		Unknown	PFOS 2	3930600.	N/A	1006100.

Sample Name: "K1603420-002 500X" Sample ID: "" File: "1025.wiff"
Peak Name: "PFBS 1" Mass(es): "299.000/80.000 Da"
Comment: "" Annotation: ""

```
Sample Index:          1
Sample Type:       Unknown
Concentration:         N/A
Calculated Conc:     0.111    ng/mL
Acq. Date:         5/24/2016
Acq. Time:         8:48:02 PM

Modified:              No
Proc. Algorithm: Specify Parameters - MQ III
Noise Percentage:       0
Base. Sub. Window:     0.70   min
Peak-Split. Factor:  10
Report Largest Peak:   Yes
Min. Peak Height:    200.00   cps
Min. Peak Width:       0.00   sec
Smoothing Width:          3      points
RT Window:            30.0    sec
Expected RT:           5.69   min
Use Relative RT:       No

Int. Type:         Base To Base
Retention Time:        5.70   min
Area:             181420.   counts
Height:            38620.   cps
Start Time:            5.58   min
End Time:              6.11   min
```

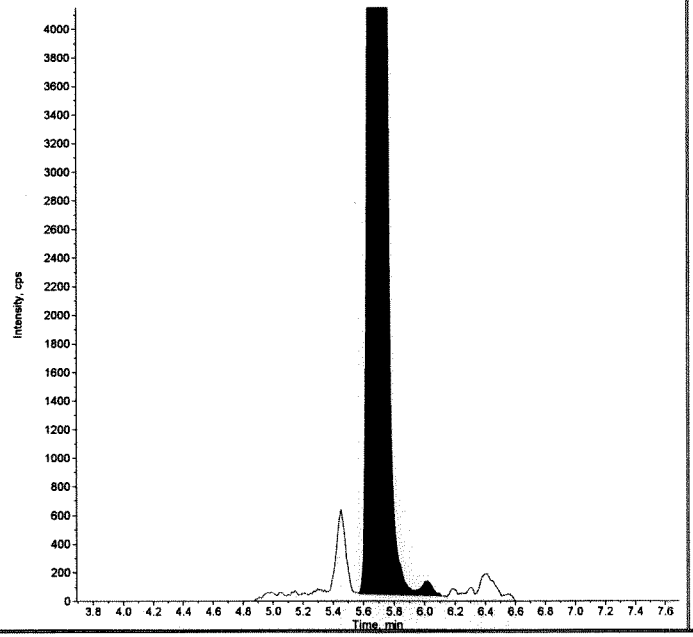

Sample Name: "K1603420-002 500X" Sample ID: "" File: "1025.wiff"
Peak Name: "d3-N-MeFOSA(IS)(IS)" Mass(es): "515.000/169.000 Da"
Comment: "" Annotation: ""

```
Sample Index:          1
Sample Type:       Unknown
Concentration:         5.00    ng/mL
Calculated Conc:     N/A
Acq. Date:         5/24/2016
Acq. Time:         8:48:02 PM

Modified:              No
Proc. Algorithm: Specify Parameters - MQ III
Noise Percentage:      50
Base. Sub. Window:     0.30   min
Peak-Split. Factor:  3
Report Largest Peak:   Yes
Min. Peak Height:    300.00   cps
Min. Peak Width:       0.00   sec
Smoothing Width:          3      points
RT Window:            30.0    sec
Expected RT:          10.9    min
Use Relative RT:       No

Int. Type:         Base To Base
Retention Time:       10.9    min
Area:             987650.   counts
Height:           245940.   cps
Start Time:           10.7    min
End Time:             11.1    min
```

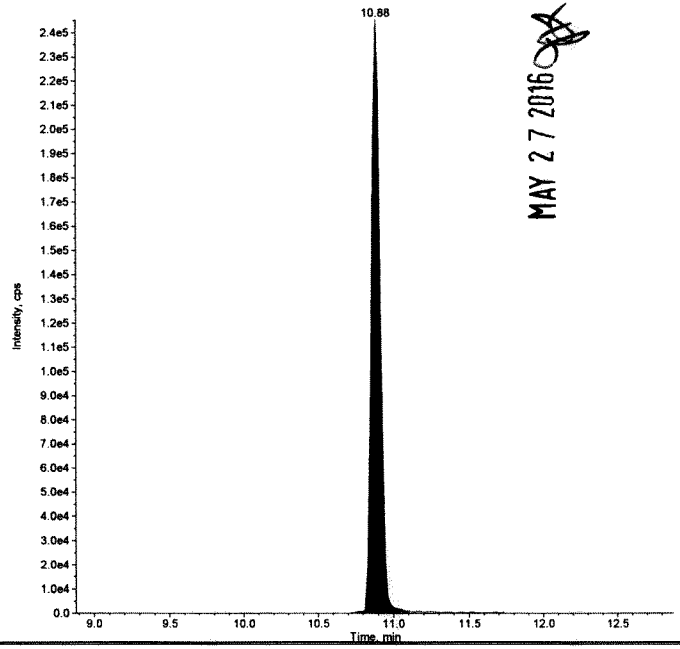

MAY 27 2016

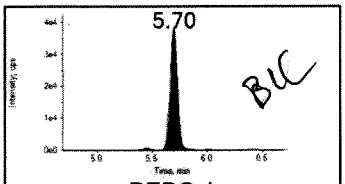

PFBS 1
299.000/80.000 Da
□ Baseline □ Missed
□ Wrong Peak

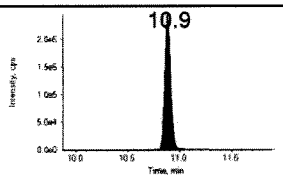

d3-N-MeFOSA(IS)
515.000/169.000 Da
□ Baseline □ Missed
□ Wrong Peak

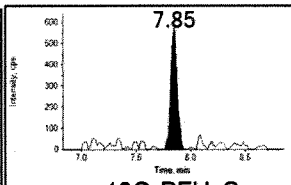

18O-PFHxS
403.000/103.000 Da
□ Baseline □ Missed
□ Wrong Peak

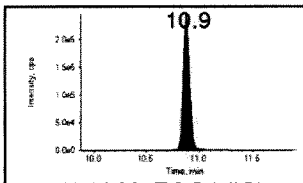

d3-N-MeFOSA(IS)
515.000/169.000 Da
□ Baseline □ Missed
□ Wrong Peak

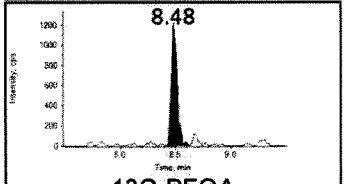

13C-PFOA
417.000/372.000 Da
□ Baseline □ Missed
□ Wrong Peak

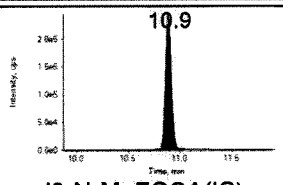

d3-N-MeFOSA(IS)
515.000/169.000 Da
□ Baseline □ Missed
□ Wrong Peak

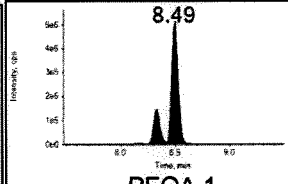

PFOA 1
413.000/169.000 Da
□ Baseline □ Missed
□ Wrong Peak

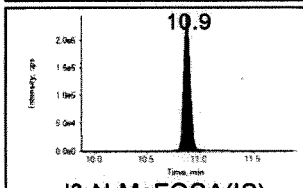

d3-N-MeFOSA(IS)
515.000/169.000 Da
□ Baseline □ Missed
□ Wrong Peak

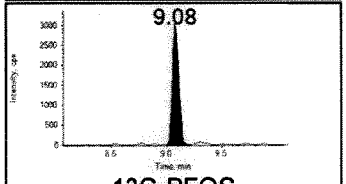

13C-PFOS
503.000/80.000 Da
□ Baseline □ Missed
□ Wrong Peak

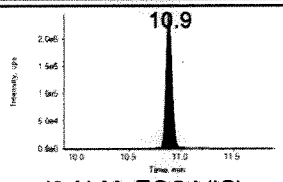

d3-N-MeFOSA(IS)
515.000/169.000 Da
□ Baseline □ Missed
□ Wrong Peak

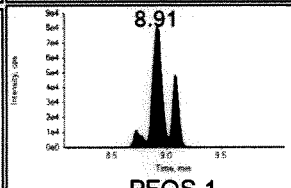

PFOS 1
499.000/80.000 Da
□ Baseline □ Missed
□ Wrong Peak

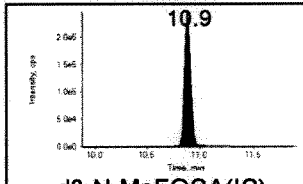

d3-N-MeFOSA(IS)
515.000/169.000 Da
□ Baseline □ Missed
□ Wrong Peak

Ion Ratio Confirmation

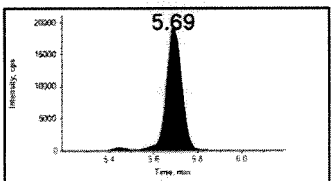

PFBS 2
Mod? No
□ Baseline □ Missed
□ Wrong Peak

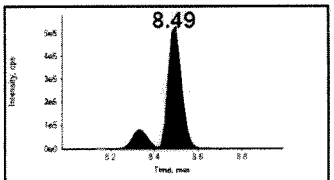

PFOA 2
Mod? No
□ Baseline □ Missed
□ Wrong Peak

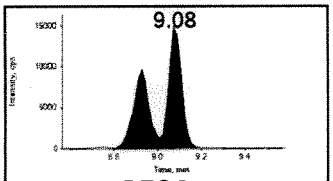

PFOS 2
Mod? No
□ Baseline □ Missed
□ Wrong Peak

MAY 2 7 2016

Project	Ewan's Projects\PFCs
Data File	051116\1101.wiff
Result Table	051116.rdb
Instrument Name	LCMS02

Sample Name	K1603420-003 100X	**Injection Volume**	10
Acquisition Date	5/12/2016 5:28:02 PM	**Sample Type**	Unknown
Acquisition Method	PFC_090315 schedule mrm.dam	**Dilution Factor**	1.00
Injection Vial	12	**Weight to Volume**	0.00

Results Summary

Analyte Name	IS Name	IS Area	Analyte RT (Exp RT)	Analyte Area	Calc. Conc (ng/mL)	Modified?
Pfba 1	13c_pfba	0	2.48 (2.50)	1611045	N/A	No
Pfpea 1	13c_pfhxa	83058	4.95 (4.96)	8826205	932.6440	No
Pfbs 1	18o-pfhs	89712	5.40 (5.41)	20256998	391.1550	Yes
Pfhxa 1	13c_pfhxa	83058	6.54 (6.52)	44300428	3038.1890	No
Pfhpa 1	13c_pfhxa	83058	7.51 (7.51)	27573766	1524.9930	No
Pfhxs 1	18o-pfhs	89712	7.38 (7.58)	68785035	1360.7620	Yes
Pfoa 1	13c-pfoa	12629	8.22 (8.24)	66600218	49194.4520	No
Pfna 1	13c-pfna	21741	8.82 (8.82)	817323	196.7610	No
Pfos 1	13c-pfos	202394	8.48 (8.65)	160800736	4270.3540	No
Pfda 1	13c-pfda	22932	9.32 (9.32)	269067	65.2770	No
Pfuna 1	13c-pfuna	1616	0.00 (9.75)	0	N/A	No
Pfds 1	13c-pfos	202394	9.37 (9.52)	14418	0.3370	No
Pfdoa 1	13c-pfdoda	0	0.00 (10.10)	0	N/A	No
Fosa 1	d5-NEtFOSA	957	9.91 (10.10)	38943944	37211.6750	No
Pfteda 1	13c-pfdoda	0	0.00 (10.70)	0	N/A	No
PFHpS 1	18o-pfhs	89712	8.27 (8.26)	5952430	1734.0640	Yes
NMeFOSE 1	d7-NMeFOSE	0	0.00 (10.70)	0	N/A	No
NMeFOSA 1	d7-NMeFOSE	0	0.00 (10.70)	0	N/A	No
NEtFOSE 1	d9-EtFOSE	0	0.00 (11.00)	0	N/A	No
NEtFOSA 1	d5-NEtFOSA	957	0.00 (11.20)	0	N/A	No

JUN 0 3 2016

Analyte Name	IS Name	IS Area	Analyte RT (Exp RT)	Analyte Area	Calc. Conc (ng/mL)	Modified?
d9-EtFOSE 1	N_mefosa_d3	524386	0.00 (11.00)	0	N/A	No
d5-NEtFOSA 1	N_mefosa_d3	524386	11.20 (11.00)	957	0.0090	No
d7-NMeFOSE 1	N_mefosa_d3	524386	0.00 (10.70)	0	N/A	No
13C_PFBA 1	N_mefosa_d3	524386	0.00 (2.49)	0	N/A	No
13C_PFHXA 1	N_mefosa_d3	524386	6.52 (6.51)	83058	0.1240	No
13C-PFOA 1	N_mefosa_d3	524386	8.24 (8.23)	12629	0.0240	No
13C-PFNA 1	N_mefosa_d3	524386	8.82 (8.82)	21741	0.0380	No
13C-PFOS 1	N_mefosa_d3	524386	8.64 (8.83)	202394	0.4620	No
13C-PFDA 1	N_mefosa_d3	524386	9.32 (9.32)	22932	0.0450	No
13C-PFUNA 1	N_mefosa_d3	524386	0.00 (9.75)	0	N/A	No
18O-PFHxS 1	N_mefosa_d3	524386	7.58 (7.58)	89712	0.3960	Yes
13C-PFDoA 1	N_mefosa_d3	524386	0.00 (10.10)	0	N/A	No
PFTrDA 1	13c-pfdoda	0	0.00 (10.40)	0	N/A	No
6_2-FTS 1	13C2-6_2-FTS	383869	8.21 (8.18)	26647264	N/A	No
8_2-FTS 1	13C2-6_2-FTS	383869	9.30 (9.29)	2753	0.0020	No
13C2-6_2-FTS 1	N_mefosa_d3	524386	8.18 (8.19)	383869	35.4170	No

IRC Summary

Analyte Peak Name	RT (Exp RT)	Area	Modified?	Calc (Exp) MRM Ratio	Ratio Confirms ID
Pfba 2	2.48 (2.50)	1627025	No	1.01 (0.99)	YES
Pfpea 2	4.95 (4.96)	8835121	No	1.00 (1.00)	YES
Pfbs 2	5.40 (5.41)	8843360	Yes	0.44 (0.41)	YES
Pfhxa 2	6.51 (6.52)	9527406	No	0.22 (0.09)	No
Pfhpa 2	7.50 (7.51)	14539597	No	0.53 (0.38)	No
Pfhxs 2	7.56 (7.58)	79843912	Yes	1.16 (0.40)	No
Pfoa 2	8.28 (8.24)	72854100	No	1.09 (1.87)	No
Pfna 2	8.62 (8.82)	309980	No	0.38 (0.28)	No

Analyte Peak Name	RT (Exp RT)	Area	Modified?	Calc (Exp) MRM Ratio	Ratio Confirms ID
Pfos 2	8.83 (8.65)	71766330	No	0.45 (0.34)	No
Pfda 2	9.13 (9.31)	249071	No	0.93 (0.19)	No
Pfuna 2	9.56 (9.75)	2060	No	0.00 (0.33)	No
Pfds 2	0.00 (9.52)	0	No	0.00 (0.29)	No
Pfdoa 2	0.00 (10.10)	0	No	0.00 (0.30)	No
Fosa 2	0.00 (10.10)	0	No	0.00 (0.03)	No
Pfteda 2	0.00 (10.70)	0	No	0.00 (0.22)	No
PFHpS 2	8.27 (8.26)	1935472	Yes	0.33 (0.41)	No
NMeFOSE 2	0.00 (10.70)	0	No	0.00 (0.01)	No
NMeFOSA 2	0.00 (10.70)	0	No	0.00 (0.99)	No
NEtFOSE 2	0.00 (11.00)	0	No	0.00 (0.00)	No
NEtFOSA 2	0.00 (11.20)	0	No	0.00 (0.67)	No
PFTrDA 2	0.00 (10.40)	0	No	0.00 (0.22)	No
6_2-FTS 2	8.22 (8.18)	27535880	No	1.03 (1.28)	YES
8_2-FTS 2	9.35 (9.30)	304	No	0.11 (0.10)	YES

Quantitative Peak Review **K1603420-003 100X** ***No data for Sample ID***

	File Name	Sample Type	Analyte Peak Name	Analyte Peak Area (counts)	Analyte Concentration (ng/mL)	Analyte Retention Time (min)	IS Peak Name	IS Peak Area (counts)	IS Concentration (ng/mL)
5539	051116\1100.wiff	Unknown	13C-PFDoA 1	0.0000	N/A	0.00	N_mefosa_d3	576700.	5.0000
5540	051116\1100.wiff	Unknown	PFTrDA 1	0.0000	N/A	0.00	13c-pfdoda	0.0000	5.0000
5541	051116\1100.wiff	Unknown	PFTrDA 2	0.0000	N/A	0.00	13c-pfdoda	0.0000	5.0000
5542	051116\1100.wiff	Unknown	6_2-FTS 1	11625000.	N/A	8.18	13C2-6_2-FTS	33165.	5.0000
5543	051116\1100.wiff	Unknown	6_2-FTS 2	15261000.	N/A	8.18	13C2-6_2-FTS	33165.	5.0000
5544	051116\1100.wiff	Unknown	8_2-FTS 1	1050.4	N/A	9.30	13C2-6_2-FTS	33165.	5.0000
5545	051116\1100.wiff	Unknown	8_2-FTS 2	0.0000	N/A	0.00	13C2-6_2-FTS	33165.	5.0000
5546	051116\1100.wiff	Unknown	13C2-6_2-FTS 1	33165.	N/A	8.19	N_mefosa_d3	576700.	5.0000
5547	051116\1101.wiff	Unknown	Pfba 1	1611000.	N/A	2.48	13c_pfba	0.0000	5.0000
5548	051116\1101.wiff	Unknown	Pfba 2	1627000.	N/A	2.48	13c_pfba	0.0000	5.0000
5549	051116\1101.wiff	Unknown	Pfpea 1	8826200.	N/A	4.95	13c_pfhxa	83058.	5.0000
5550	051116\1101.wiff	Unknown	Pfpea 2	8835100.	N/A	4.95	13c_pfhxa	83058.	5.0000
5551	051116\1101.wiff	Unknown	Pfbs 1	19991000.	N/A	5.40	18o-pfhs	76014.	5.0000
5552	051116\1101.wiff	Unknown	Pfbs 2	8843400.	N/A	5.40	18o-pfhs	76014.	5.0000

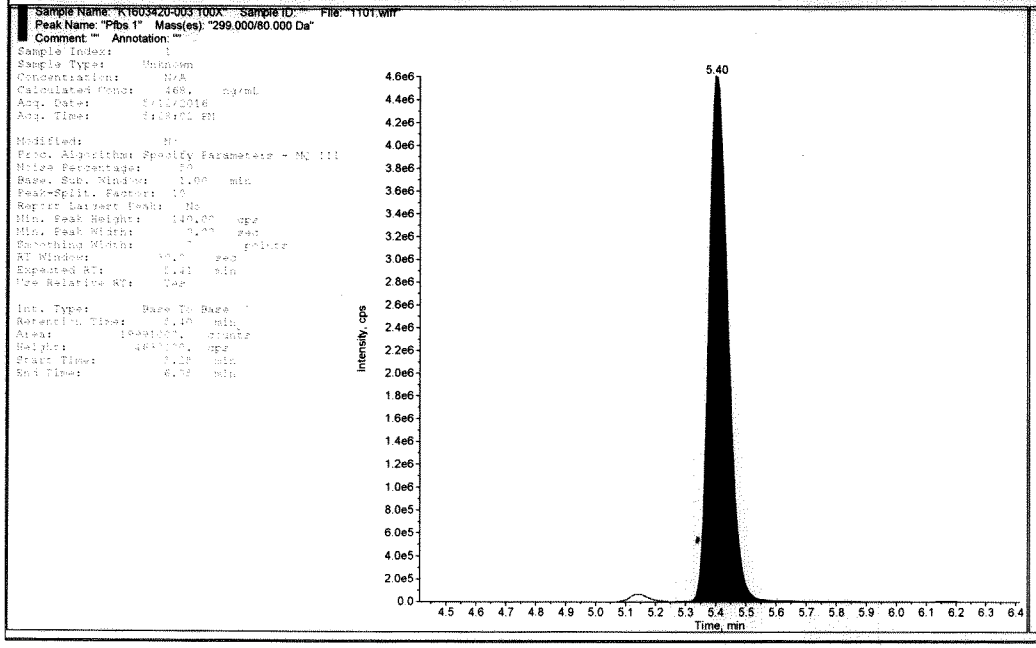

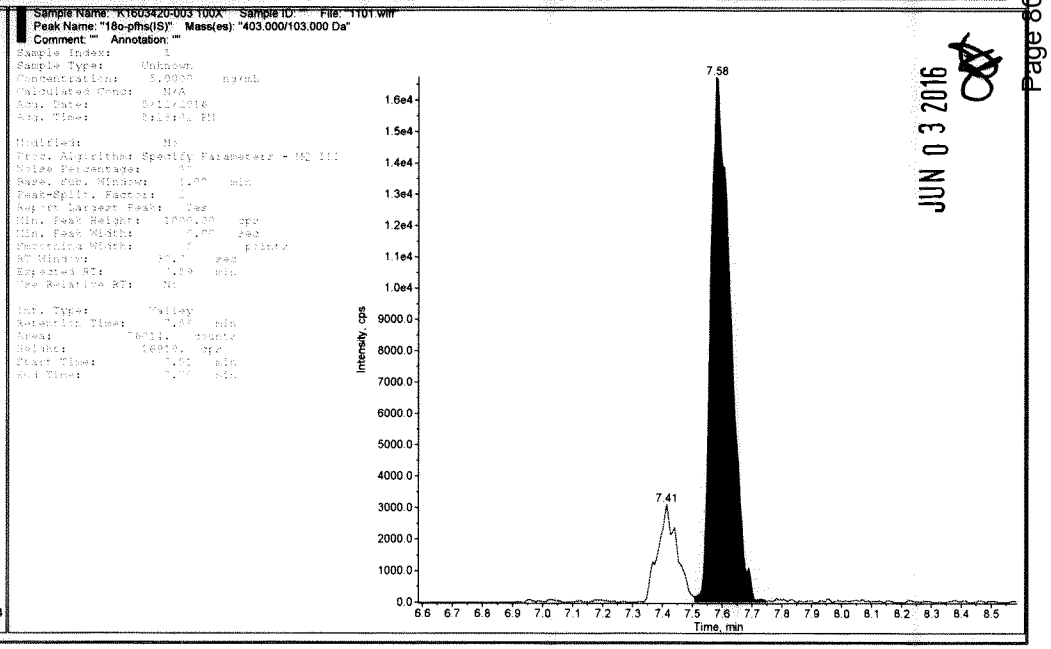

JUN 0 3 2016

	File Name	Sample Type	Analyte Peak Name	Analyte Peak Area (counts)	Analyte Concentration (ng/mL)	Analyte Retention Time (min)	IS Peak Name	IS Peak Area (counts)	IS Concentration (ng/mL)
5584	051116\1101.wiff	Unknown	NEtFOSE 2	0.0000	N/A	0.00	d9-EtFOSE	0.0000	5.0000
5585	051116\1101.wiff	Unknown	NEtFOSA 1	0.0000	N/A	0.00	d5-NEtFOSA	956.80	5.0000
5586	051116\1101.wiff	Unknown	NEtFOSA 2	0.0000	N/A	0.00	d5-NEtFOSA	956.80	5.0000
5587	051116\1101.wiff	Unknown	d9-EtFOSE 1	0.0000	N/A	0.00	N_mefosa_d3	524390.	5.0000
5588	051116\1101.wiff	Unknown	d5-NEtFOSA 1	956.80	N/A	11.2	N_mefosa_d3	524390.	5.0000
5589	051116\1101.wiff	Unknown	d7-NMeFOSE 1	0.0000	N/A	0.00	N_mefosa_d3	524390.	5.0000
5590	051116\1101.wiff	Unknown	13C_PFBA 1	0.0000	N/A	0.00	N_mefosa_d3	524390.	5.0000
5591	051116\1101.wiff	Unknown	13C_PFHXA 1	83058.	N/A	6.52	N_mefosa_d3	524390.	5.0000
5592	051116\1101.wiff	Unknown	13C-PFOA 1	12629.	N/A	8.24	N_mefosa_d3	524390.	5.0000
5593	051116\1101.wiff	Unknown	13C-PFNA 1	21741.	N/A	8.82	N_mefosa_d3	524390.	5.0000
5594	051116\1101.wiff	Unknown	13C-PFOS 1	202390.	N/A	8.64	N_mefosa_d3	524390.	5.0000
5595	051116\1101.wiff	Unknown	13C-PFDA 1	22932.	N/A	9.32	N_mefosa_d3	524390.	5.0000
5596	051116\1101.wiff	Unknown	13C-PFUNA 1	0.0000	N/A	0.00	N_mefosa_d3	524390.	5.0000
5597	051116\1101.wiff	Unknown	18O-PFHxS 1	76014.	N/A	7.58	N_mefosa_d3	524390.	5.0000

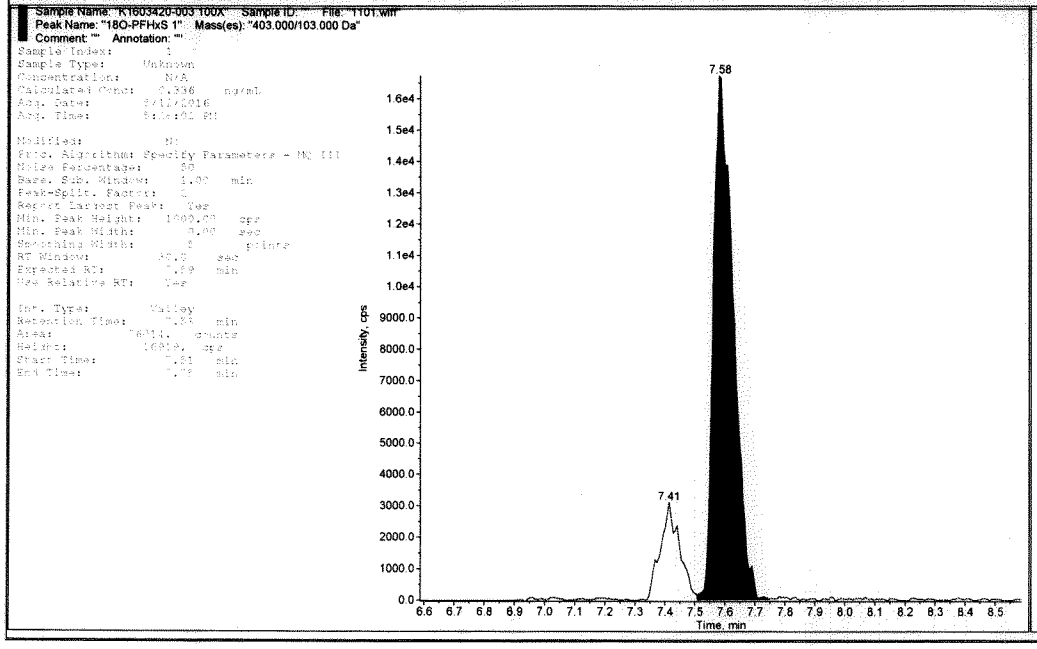

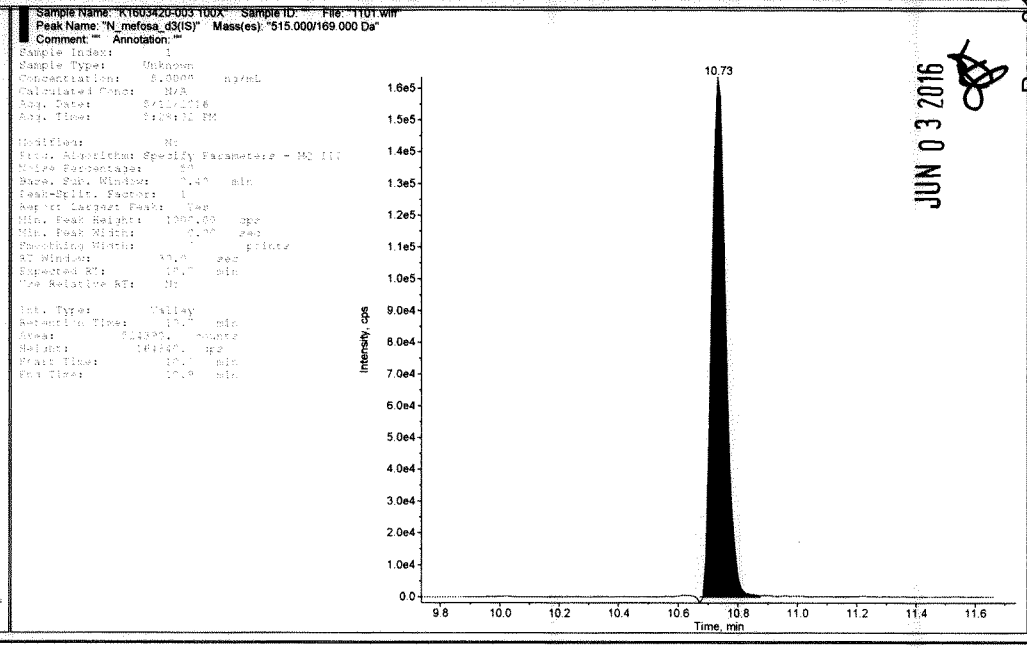

JUN 03 2016

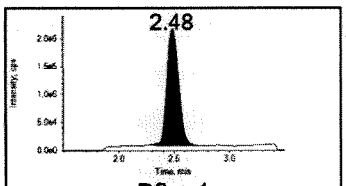

Pfba 1
213.000/169.000 Da
□ Baseline □ Missed
□ Wrong Peak

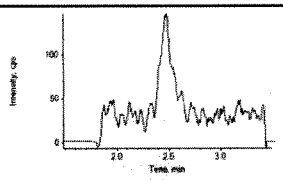

13c_pfba
217.000/172.000 Da
□ Baseline □ Missed
□ Wrong Peak

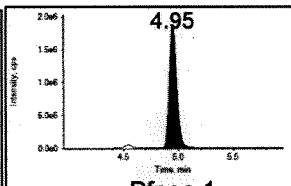

Pfpea 1
263.000/219.000 Da
□ Baseline □ Missed
□ Wrong Peak

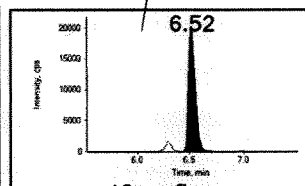

13c_pfhxa
315.000/270.000 Da
□ Baseline □ Missed
□ Wrong Peak

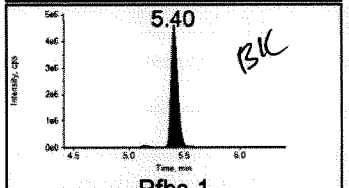

Pfbs 1
299.000/80.000 Da
□ Baseline □ Missed
□ Wrong Peak

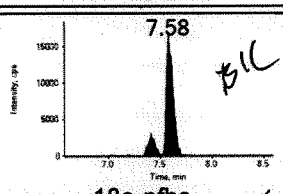

18o-pfhs
403.000/103.000 Da
□ Baseline □ Missed
□ Wrong Peak

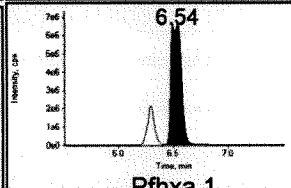

Pfhxa 1
313.000/269.000 Da
□ Baseline □ Missed
□ Wrong Peak

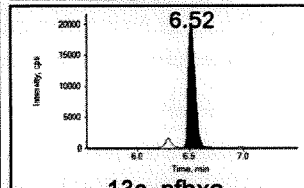

13c_pfhxa
315.000/270.000 Da
□ Baseline □ Missed
□ Wrong Peak

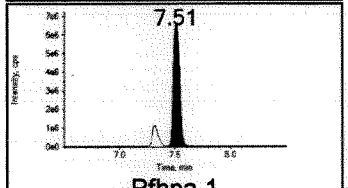

Pfhpa 1
363.000/319.000 Da
□ Baseline □ Missed
□ Wrong Peak

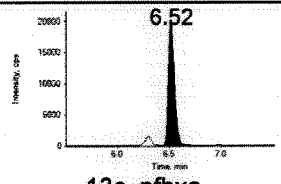

13c_pfhxa
315.000/270.000 Da
□ Baseline □ Missed
□ Wrong Peak

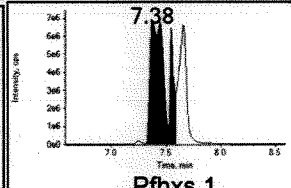

Pfhxs 1
399.000/80.000 Da
□ Baseline □ Missed
□ Wrong Peak

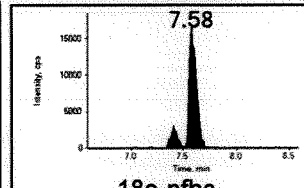

18o-pfhs
403.000/103.000 Da
□ Baseline □ Missed
□ Wrong Peak

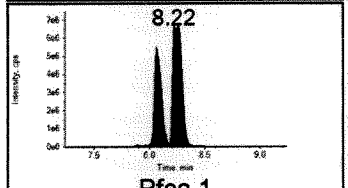

Pfoa 1
413.000/169.000 Da
□ Baseline □ Missed
□ Wrong Peak

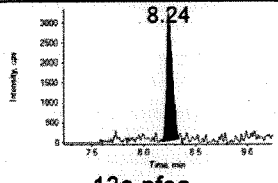

13c-pfoa
417.000/372.000 Da
□ Baseline □ Missed
□ Wrong Peak

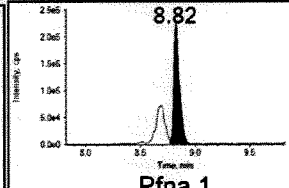

Pfna 1
463.000/419.000 Da
□ Baseline □ Missed
□ Wrong Peak

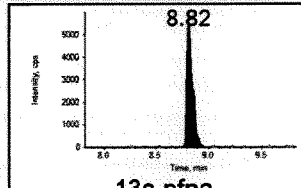

13c-pfna
468.000/423.000 Da
□ Baseline □ Missed
□ Wrong Peak

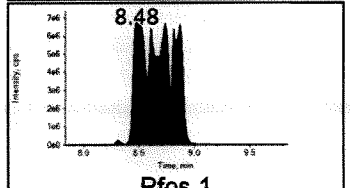

Pfos 1
499.000/80.000 Da
□ Baseline □ Missed
□ Wrong Peak

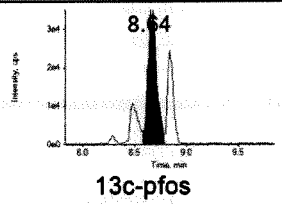

13c-pfos
503.000/80.000 Da
□ Baseline □ Missed
□ Wrong Peak

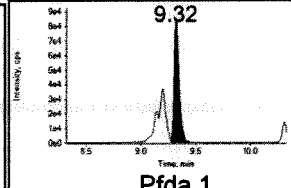

Pfda 1
513.000/469.000 Da
□ Baseline □ Missed
□ Wrong Peak

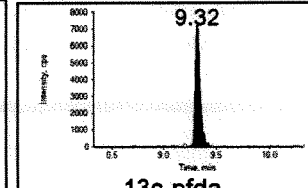

13c-pfda
515.000/470.000 Da
□ Baseline □ Missed
□ Wrong Peak

JUN 0 3 2016

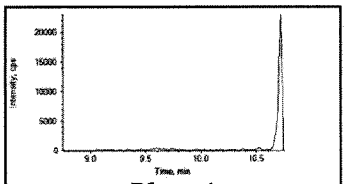
Pfuna 1
563.000/519.000 Da
□ Baseline □ Missed
□ Wrong Peak

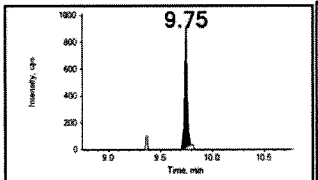

13c-pfuna
565.000/520.000 Da
□ Baseline □ Missed
□ Wrong Peak

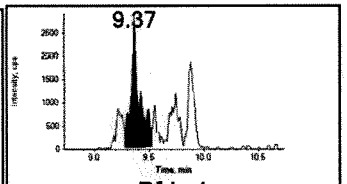

Pfds 1
599.000/80.000 Da
□ Baseline □ Missed
□ Wrong Peak

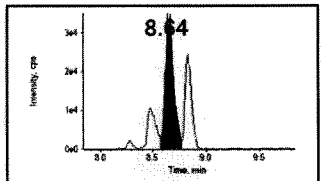

13c-pfos
503.000/80.000 Da
□ Baseline □ Missed
□ Wrong Peak

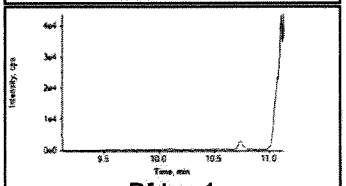
Pfdoa 1
613.000/569.000 Da
□ Baseline □ Missed
□ Wrong Peak

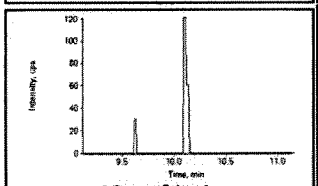
13c-pfdoda
615.000/570.000 Da
□ Baseline □ Missed
□ Wrong Peak

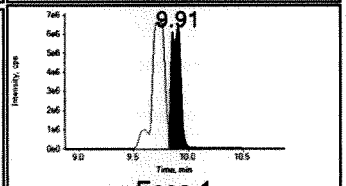

Fosa 1
498.000/78.000 Da
□ Baseline □ Missed
□ Wrong Peak

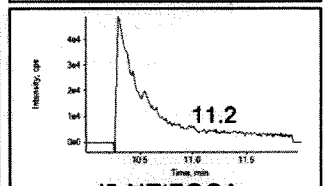

d5-NEtFOSA
531.000/169.000 Da
□ Baseline □ Missed
□ Wrong Peak

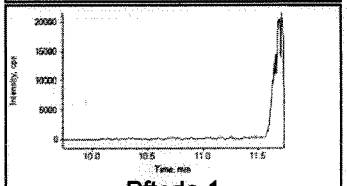
Pfteda 1
713.000/669.000 Da
□ Baseline □ Missed
□ Wrong Peak

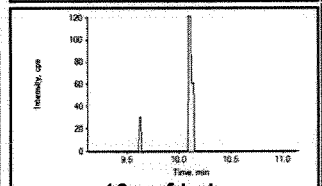
13c-pfdoda
615.000/570.000 Da
□ Baseline □ Missed
□ Wrong Peak

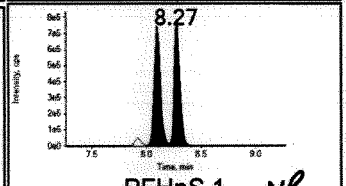

PFHpS 1 NR
449.400/80.000 Da
□ Baseline □ Missed
□ Wrong Peak

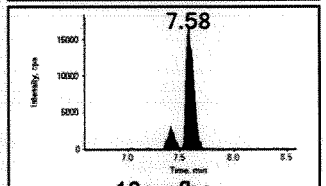

18o-pfhs
403.000/103.000 Da
□ Baseline □ Missed
□ Wrong Peak

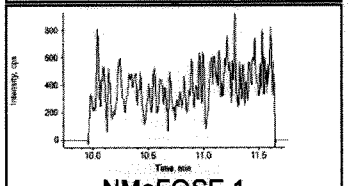
NMeFOSE 1
616.200/58.800 Da
□ Baseline □ Missed
□ Wrong Peak

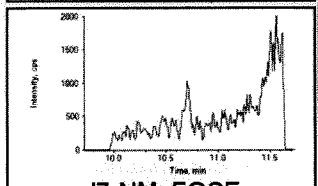
d7-NMeFOSE
623.000/59.000 Da
□ Baseline □ Missed
□ Wrong Peak

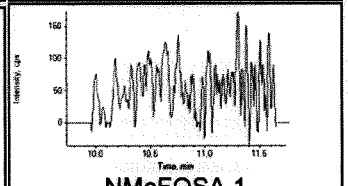
NMeFOSA 1
512.200/169.300 Da
□ Baseline □ Missed
□ Wrong Peak

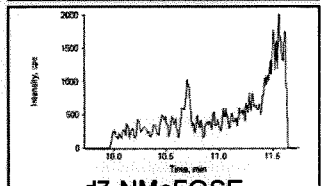
d7-NMeFOSE
623.000/59.000 Da
□ Baseline □ Missed
□ Wrong Peak

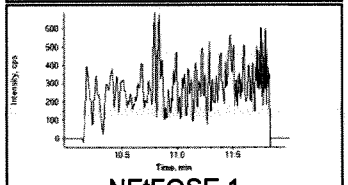
NEtFOSE 1
630.200/59.000 Da
□ Baseline □ Missed
□ Wrong Peak

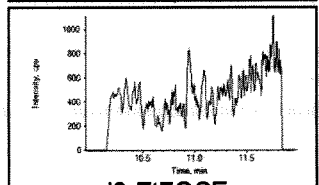
d9-EtFOSE
639.000/59.000 Da
□ Baseline □ Missed
□ Wrong Peak

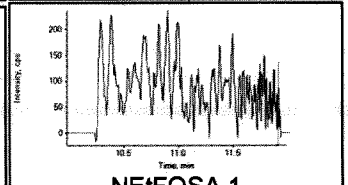
NEtFOSA 1
526.200/169.000 Da
□ Baseline □ Missed
□ Wrong Peak

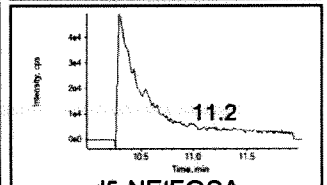

d5-NEtFOSA
531.000/169.000 Da
□ Baseline □ Missed
□ Wrong Peak

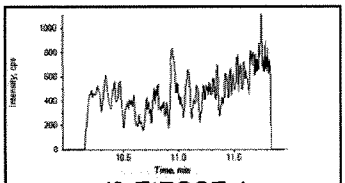
d9-EtFOSE 1
639.000/59.000 Da
□ Baseline □ Missed
□ Wrong Peak

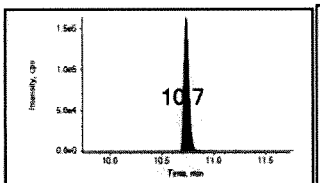
N_mefosa_d3
515.000/169.000 Da
□ Baseline □ Missed
□ Wrong Peak

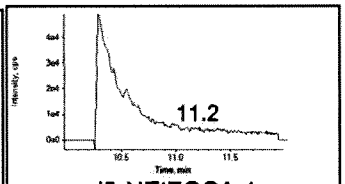

d5-NEtFOSA 1
531.000/169.000 Da
□ Baseline □ Missed
□ Wrong Peak

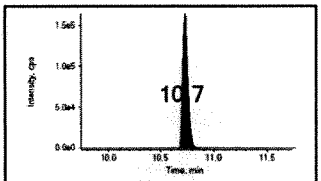
N_mefosa_d3
515.000/169.000 Da
□ Baseline □ Missed
□ Wrong Peak

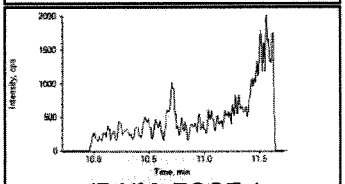
d7-NMeFOSE 1
623.000/59.000 Da
□ Baseline □ Missed
□ Wrong Peak

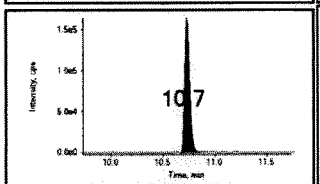
N_mefosa_d3
515.000/169.000 Da
□ Baseline □ Missed
□ Wrong Peak

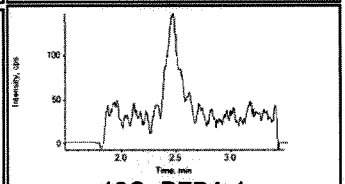
13C_PFBA 1
217.000/172.000 Da
□ Baseline □ Missed
□ Wrong Peak

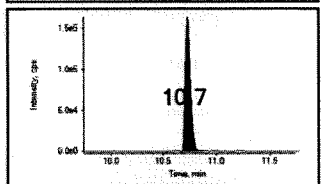
N_mefosa_d3
515.000/169.000 Da
□ Baseline □ Missed
□ Wrong Peak

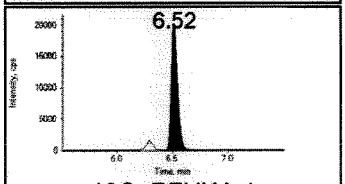

13C_PFHXA 1
315.000/270.000 Da
□ Baseline □ Missed
□ Wrong Peak

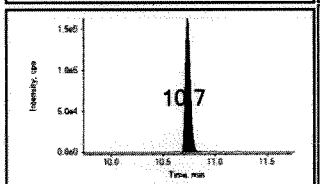
N_mefosa_d3
515.000/169.000 Da
□ Baseline □ Missed
□ Wrong Peak

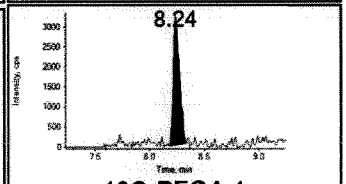

13C-PFOA 1
417.000/372.000 Da
□ Baseline □ Missed
□ Wrong Peak

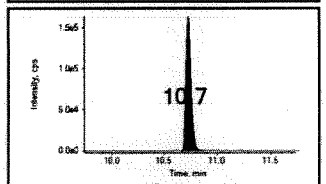
N_mefosa_d3
515.000/169.000 Da
□ Baseline □ Missed
□ Wrong Peak

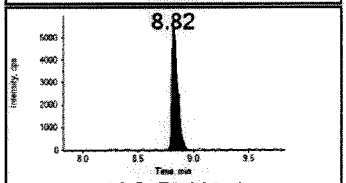

13C-PFNA 1
468.000/423.000 Da
□ Baseline □ Missed
□ Wrong Peak

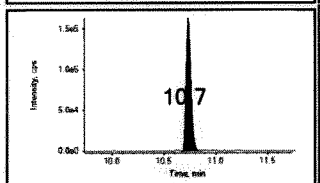
N_mefosa_d3
515.000/169.000 Da
□ Baseline □ Missed
□ Wrong Peak

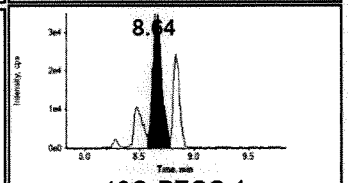

13C-PFOS 1
503.000/80.000 Da
□ Baseline □ Missed
□ Wrong Peak

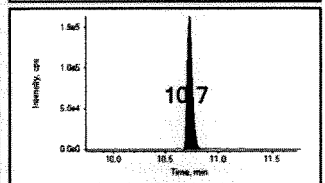
N_mefosa_d3
515.000/169.000 Da
□ Baseline □ Missed
□ Wrong Peak

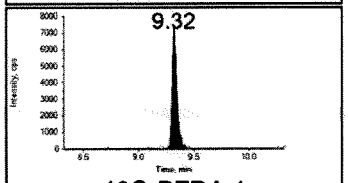

13C-PFDA 1
515.000/470.000 Da
□ Baseline □ Missed
□ Wrong Peak

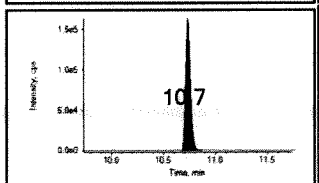
N_mefosa_d3
515.000/169.000 Da
□ Baseline □ Missed
□ Wrong Peak

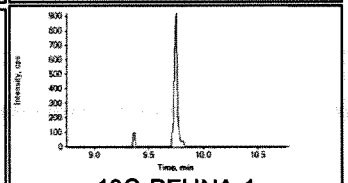
13C-PFUNA 1
565.000/520.000 Da
□ Baseline □ Missed
□ Wrong Peak

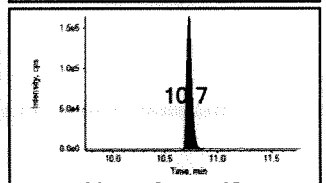
N_mefosa_d3
515.000/169.000 Da
□ Baseline □ Missed
□ Wrong Peak

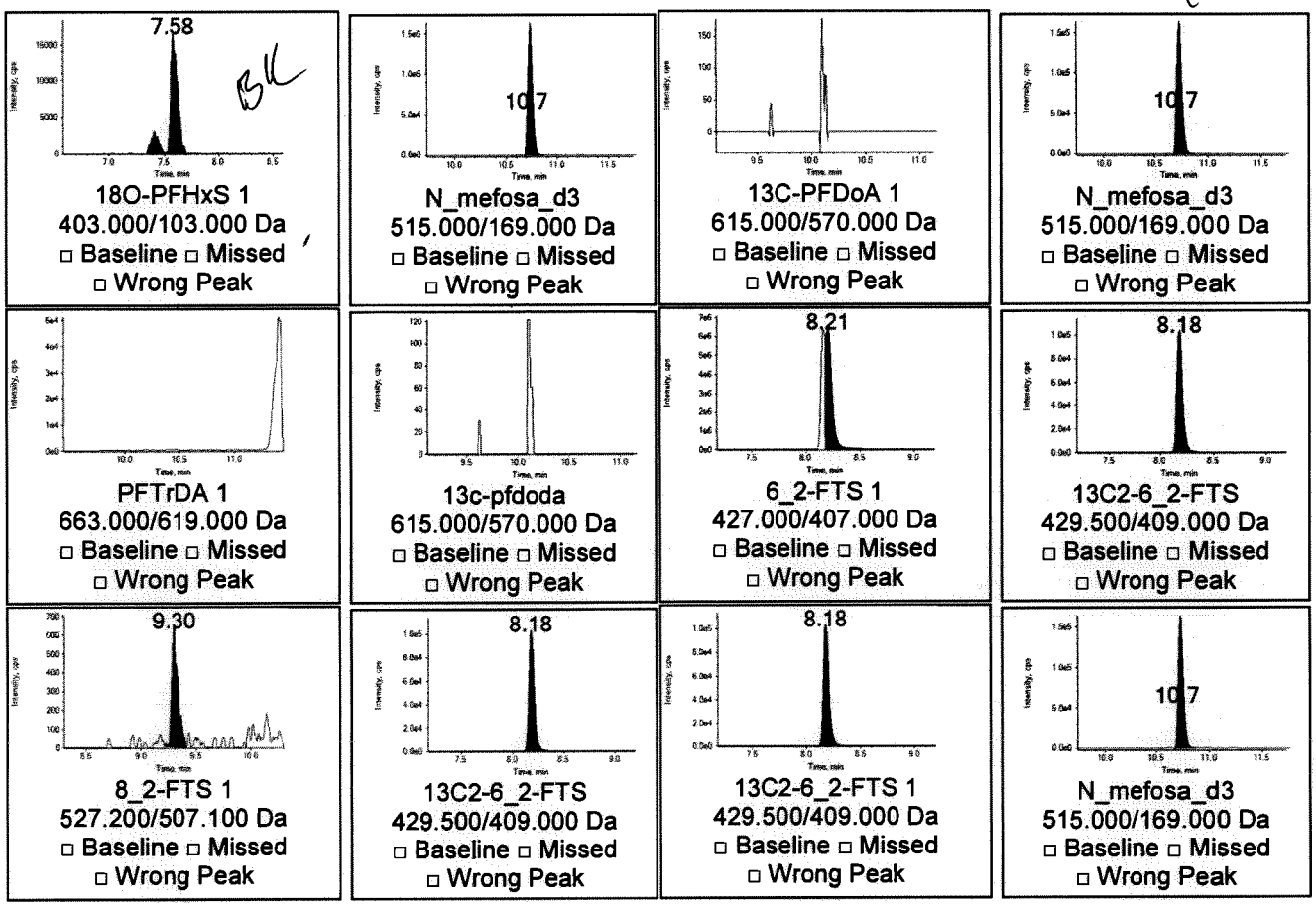

Ion Ratio Confirmation

JUN 0 3 2016

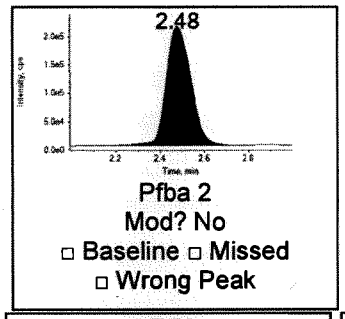

Pfba 2
Mod? No
□ Baseline □ Missed
□ Wrong Peak

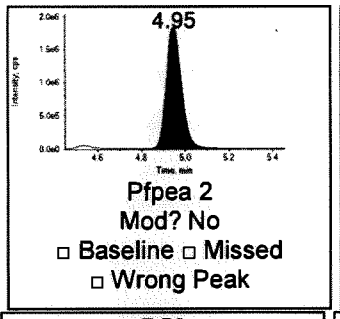

Pfpea 2
Mod? No
□ Baseline □ Missed
□ Wrong Peak

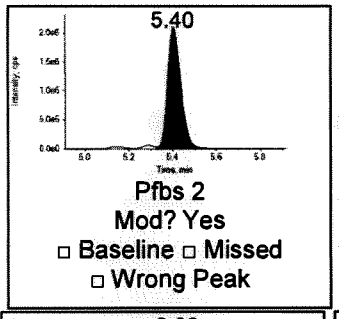

Pfbs 2
Mod? Yes
□ Baseline □ Missed
□ Wrong Peak

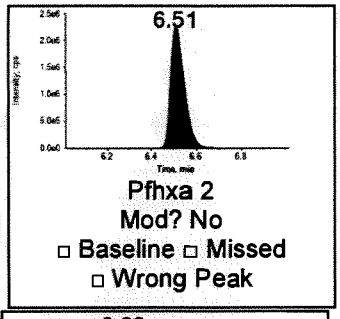

Pfhxa 2
Mod? No
□ Baseline □ Missed
□ Wrong Peak

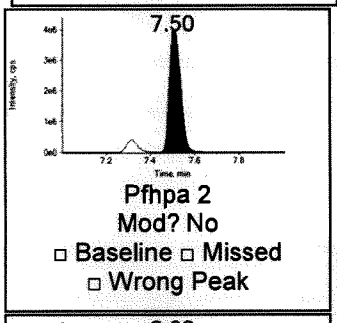

Pfhpa 2
Mod? No
□ Baseline □ Missed
□ Wrong Peak

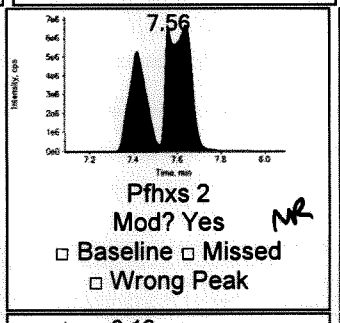

Pfhxs 2
Mod? Yes MR
□ Baseline □ Missed
□ Wrong Peak

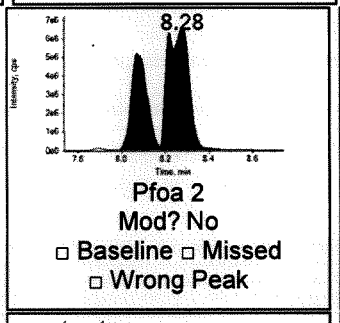

Pfoa 2
Mod? No
□ Baseline □ Missed
□ Wrong Peak

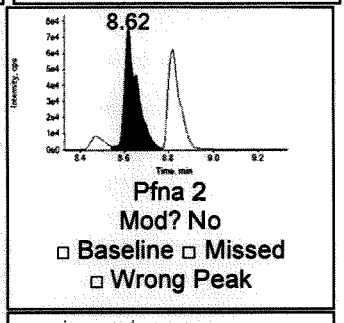

Pfna 2
Mod? No
□ Baseline □ Missed
□ Wrong Peak

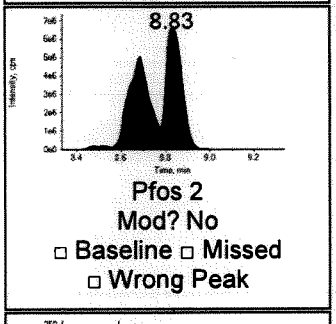

Pfos 2
Mod? No
□ Baseline □ Missed
□ Wrong Peak

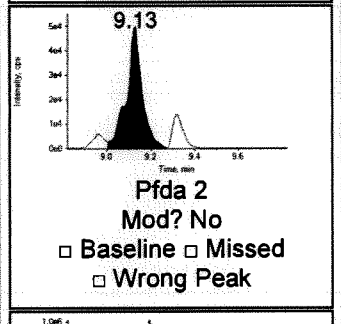

Pfda 2
Mod? No
□ Baseline □ Missed
□ Wrong Peak

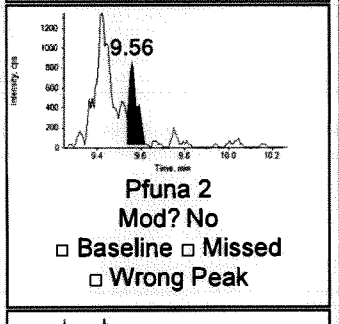

Pfuna 2
Mod? No
□ Baseline □ Missed
□ Wrong Peak

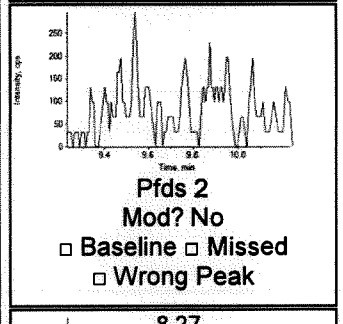

Pfds 2
Mod? No
□ Baseline □ Missed
□ Wrong Peak

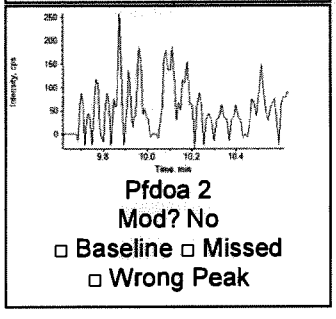

Pfdoa 2
Mod? No
□ Baseline □ Missed
□ Wrong Peak

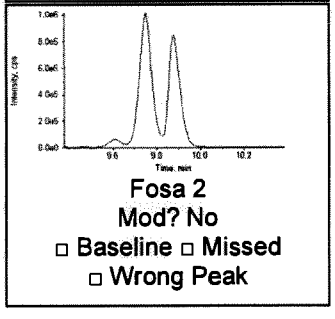

Fosa 2
Mod? No
□ Baseline □ Missed
□ Wrong Peak

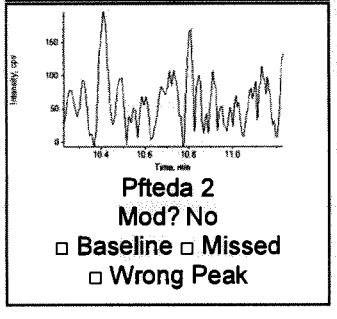

Pfteda 2
Mod? No
□ Baseline □ Missed
□ Wrong Peak

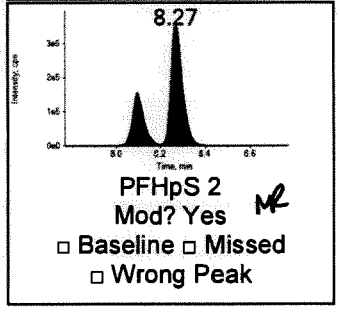

PFHpS 2
Mod? Yes MR
□ Baseline □ Missed
□ Wrong Peak

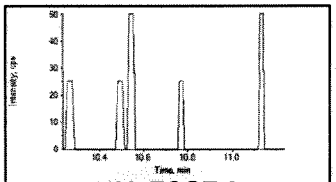

NMeFOSE 2
Mod? No
□ Baseline □ Missed
□ Wrong Peak

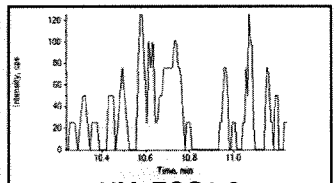

NMeFOSA 2
Mod? No
□ Baseline □ Missed
□ Wrong Peak

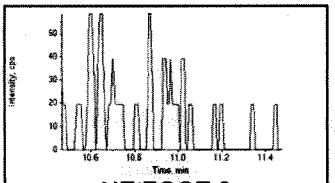

NEtFOSE 2
Mod? No
□ Baseline □ Missed
□ Wrong Peak

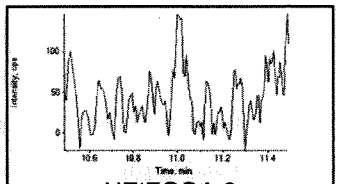

NEtFOSA 2
Mod? No
□ Baseline □ Missed
□ Wrong Peak

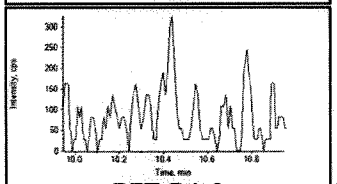

PFTrDA 2
Mod? No
□ Baseline □ Missed
□ Wrong Peak

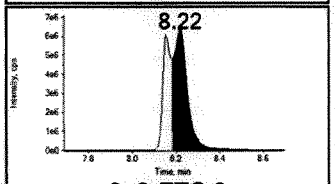

6_2-FTS 2
Mod? No
□ Baseline □ Missed
□ Wrong Peak

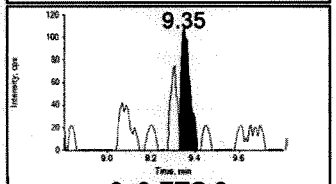

8_2-FTS 2
Mod? No
□ Baseline □ Missed
□ Wrong Peak

Created with Analyst Reporter
Printed: 5/25/2016 7:16 PM

Project	CAS Methods\PFAS
Data File	052416\1022.wiff
Result Table	052416_IS.rdb
Instrument Name	LCMS03

Narrate instrument IS. used due to dil.

Sample Name	K1603420-003 10,000X	Injection Volume	10
Acquisition Date	5/24/2016 7:56:47 PM	Sample Type	Unknown
Acquisition Method	PFAS.dam	Dilution Factor	1.00
Injection Vial	35	Weight to Volume	0.00

Results Summary

*report, w./bill

Analyte Name	IS Name	IS Area	Analyte RT (Exp RT)	Analyte Area	Calc. Conc (ng/mL)	Modified?
PFBS 1	d3-N-MeFOSA(IS)	990370	5.70 (5.69)	470620	0.2780	No
18O-PFHxS	d3-N-MeFOSA(IS)	990370	7.85 (7.84)	1324	0.0081	No
13C-PFOA	d3-N-MeFOSA(IS)	990370	0.00 (8.48)	0	N/A	No
PFOA 1	d3-N-MeFOSA(IS)	990370	8.50 (8.48)	3574900	* 7.8700	No
13C-PFOS	d3-N-MeFOSA(IS)	990370	0.00 (9.07)	0	N/A	No
PFOS 1	d3-N-MeFOSA(IS)	990370	8.92 (9.07)	19529000	* 19.1000	No

78,700,

191,000

IRC Summary

Analyte Peak Name	RT (Exp RT)	Area	Modified?	Calc (Exp) MRM Ratio	Ratio Confirms ID
PFBS 2	5.69 (5.69)	239670	No	0.51 (0.51)	YES
PFOA 2	8.50 (8.48)	3542500	No	0.99 (1.09)	YES
PFOS 2	9.08 (9.07)	3070300	No	0.16 (0.25)	No

Quantitative Peak Review

K1603420-003 10,000X ***No data for Sample ID***

MAY 27 2016

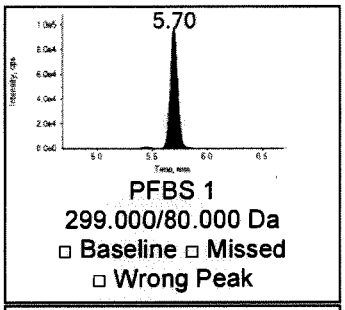

PFBS 1
299.000/80.000 Da
□ Baseline □ Missed
□ Wrong Peak

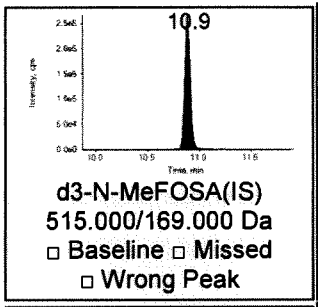

d3-N-MeFOSA(IS)
515.000/169.000 Da
□ Baseline □ Missed
□ Wrong Peak

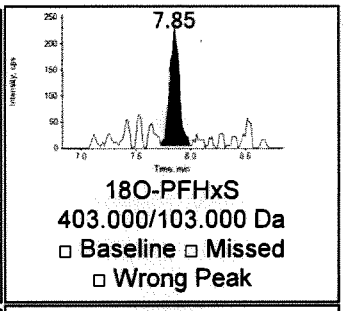

18O-PFHxS
403.000/103.000 Da
□ Baseline □ Missed
□ Wrong Peak

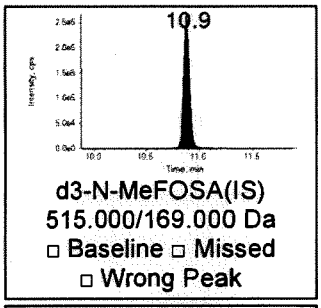

d3-N-MeFOSA(IS)
515.000/169.000 Da
□ Baseline □ Missed
□ Wrong Peak

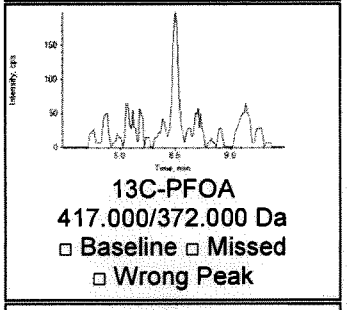

13C-PFOA
417.000/372.000 Da
□ Baseline □ Missed
□ Wrong Peak

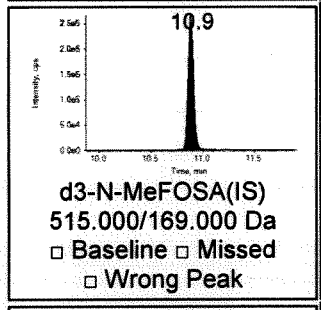

d3-N-MeFOSA(IS)
515.000/169.000 Da
□ Baseline □ Missed
□ Wrong Peak

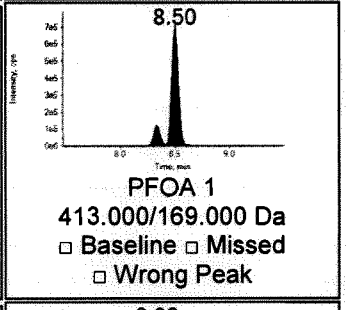

PFOA 1
413.000/169.000 Da
□ Baseline □ Missed
□ Wrong Peak

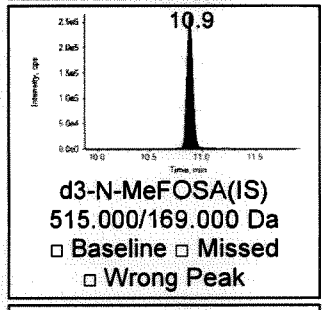

d3-N-MeFOSA(IS)
515.000/169.000 Da
□ Baseline □ Missed
□ Wrong Peak

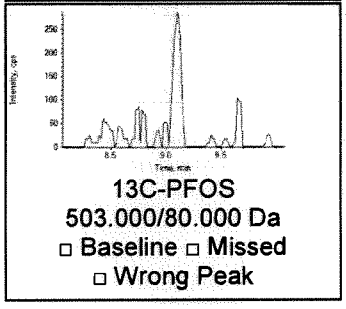

13C-PFOS
503.000/80.000 Da
□ Baseline □ Missed
□ Wrong Peak

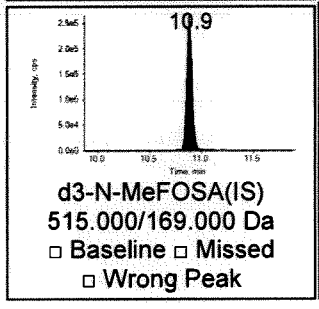

d3-N-MeFOSA(IS)
515.000/169.000 Da
□ Baseline □ Missed
□ Wrong Peak

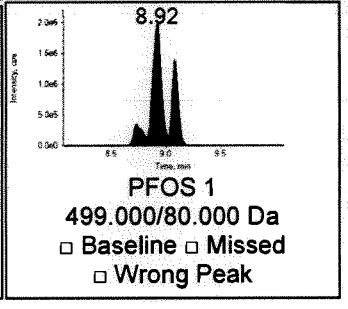

PFOS 1
499.000/80.000 Da
□ Baseline □ Missed
□ Wrong Peak

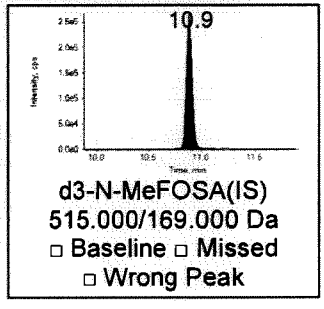

d3-N-MeFOSA(IS)
515.000/169.000 Da
□ Baseline □ Missed
□ Wrong Peak

Ion Ratio Confirmation

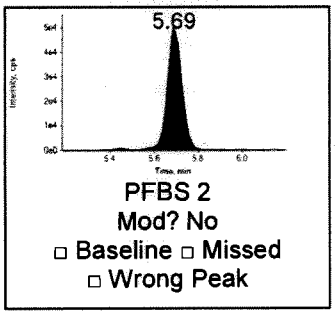

PFBS 2
Mod? No
□ Baseline □ Missed
□ Wrong Peak

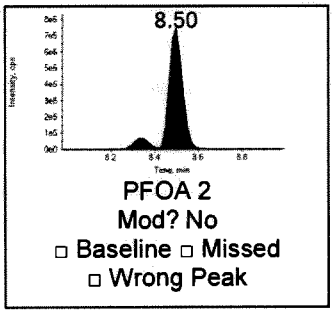

PFOA 2
Mod? No
□ Baseline □ Missed
□ Wrong Peak

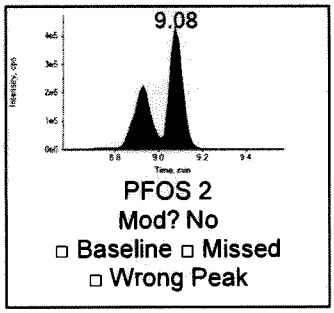

PFOS 2
Mod? No
□ Baseline □ Missed
□ Wrong Peak

Project	Ewan's Projects\PFCs
Data File	051116\1099.wiff
Result Table	051116.rdb
Instrument Name	LCMS02

Sample Name	K1603420-004 50X	Injection Volume	10
Acquisition Date	5/12/2016 4:52:23 PM	Sample Type	Unknown
Acquisition Method	PFC_090315 schedule mrm.dam	Dilution Factor	1.00
Injection Vial	10	Weight to Volume	0.00

Results Summary

Analyte Name	IS Name	IS Area	Analyte RT (Exp RT)	Analyte Area	Calc. Conc (ng/mL)	Modified?
Pfba 1	13c_pfba	14148	2.49 (2.49)	111790	46.2450	No
Pfpea 1	13c_pfhxa	66570	4.95 (4.96)	593270	78.2170	No
Pfbs 1	18o-pfhs	24641	5.41 (5.42)	1384867	97.3570	Yes
Pfhxa 1	13c_pfhxa	66570	6.52 (6.52)	5509079	471.4030	No
Pfhpa 1	13c_pfhxa	66570	7.51 (7.51)	1086984	75.0070	No
Pfhxs 1	18o-pfhs	24641	7.59 (7.59)	6430863	463.1740	No
Pfoa 1	13c-pfoa	55050	8.24 (8.24)	9938418	1684.0950	No
Pfna 1	13c-pfna	65376	8.82 (8.82)	6498	0.5200	No
Pfos 1	13c-pfos	48888	8.83 (8.84)	2699962	296.8440	Yes
Pfda 1	13c-pfda	53256	0.00 (9.33)	0	N/A	No
Pfuna 1	13c-pfuna	10801	0.00 (9.75)	0	N/A	No
Pfds 1	13c-pfos	48888	0.00 (9.74)	0	N/A	No
Pfdoa 1	13c-pfdoda	0	0.00 (10.10)	0	N/A	No
Fosa 1	d5-NEtFOSA	7941	9.74 (9.87)	1212129	139.5580	No
Pfteda 1	13c-pfdoda	0	0.00 (10.70)	0	N/A	No
PFHpS 1	18o-pfhs	24641	8.27 (8.27)	15355	16.2850	No
NMeFOSE 1	d7-NMeFOSE	14694	0.00 (10.70)	0	N/A	No
NMeFOSA 1	d7-NMeFOSE	14694	0.00 (10.70)	0	N/A	No
NEtFOSE 1	d9-EtFOSE	14655	0.00 (11.00)	0	N/A	No
NEtFOSA 1	d5-NEtFOSA	7941	0.00 (11.00)	0	N/A	No

JUN 0 3 2016

Analyte Name	IS Name	IS Area	Analyte RT (Exp RT)	Analyte Area	Calc. Conc (ng/mL)	Modified?
d9-EtFOSE 1	N_mefosa_d3	459391	11.00 (11.00)	14655	0.0970	No
d5-NEtFOSA 1	N_mefosa_d3	459391	11.00 (11.00)	7941	0.0820	No
d7-NMeFOSE 1	N_mefosa_d3	459391	10.70 (10.70)	14694	0.1260	No
13C_PFBA 1	N_mefosa_d3	459391	2.49 (2.49)	14148	0.0350	No
13C_PFHXA 1	N_mefosa_d3	459391	6.52 (6.51)	66570	0.1140	No
13C-PFOA 1	N_mefosa_d3	459391	8.24 (8.24)	55050	0.1200	No
13C-PFNA 1	N_mefosa_d3	459391	8.82 (8.83)	65376	0.1290	No
13C-PFOS 1	N_mefosa_d3	459391	8.84 (8.84)	48888	0.1270	No
13C-PFDA 1	N_mefosa_d3	459391	9.33 (9.33)	53256	0.1200	No
13C-PFUNA 1	N_mefosa_d3	459391	9.75 (9.75)	10801	0.1150	No
18O-PFHxS 1	N_mefosa_d3	459391	7.59 (7.59)	24641	0.1240	No
13C-PFDoA 1	N_mefosa_d3	459391	0.00 (10.10)	0	N/A	No
PFTrDA 1	13c-pfdoda	0	0.00 (10.40)	0	N/A	No
6_2-FTS 1	13C2-6_2-FTS	1572	8.19 (8.18)	167524	N/A	No
8_2-FTS 1	13C2-6_2-FTS	1572	9.31 (9.29)	47262	8.5590	No
13C2-6_2-FTS 1	N_mefosa_d3	459391	8.18 (8.19)	1572	0.1660	No

IRC Summary

Analyte Peak Name	RT (Exp RT)	Area	Modified?	Calc (Exp) MRM Ratio	Ratio Confirms ID
Pfba 2	2.48 (2.49)	113280	No	1.01 (0.99)	YES
Pfpea 2	4.95 (4.96)	596218	No	1.00 (1.00)	YES
Pfbs 2	5.41 (5.41)	548684	No	0.40 (0.41)	YES
Pfhxa 2	6.52 (6.52)	495430	No	0.09 (0.09)	YES
Pfhpa 2	7.51 (7.51)	412421	No	0.38 (0.38)	YES
Pfhxs 2	7.59 (7.59)	2567280	No	0.40 (0.40)	YES
Pfoa 2	8.24 (8.24)	15739837	No	1.58 (1.87)	YES
Pfna 2	8.64 (8.83)	4329	No	0.67 (0.28)	No

Analyte Peak Name	RT (Exp RT)	Area	Modified?	Calc (Exp) MRM Ratio	Ratio Confirms ID
Pfos 2	8.83 (8.84)	541549	No	0.20 (0.34)	No
Pfda 2	0.00 (9.32)	0	No	0.00 (0.19)	No
Pfuna 2	0.00 (9.75)	0	No	0.00 (0.33)	No
Pfds 2	0.00 (9.74)	0	No	0.00 (0.29)	No
Pfdoa 2	0.00 (10.10)	0	No	0.00 (0.30)	No
Fosa 2	9.88 (9.87)	28031	No	0.02 (0.03)	YES
Pfteda 2	0.00 (10.70)	0	No	0.00 (0.22)	No
PFHpS 2	8.27 (8.27)	8045	No	0.52 (0.41)	No
NMeFOSE 2	0.00 (10.70)	0	No	0.00 (0.01)	No
NMeFOSA 2	0.00 (10.70)	0	No	0.00 (0.99)	No
NEtFOSE 2	0.00 (11.00)	0	No	0.00 (0.00)	No
NEtFOSA 2	0.00 (11.00)	0	No	0.00 (0.67)	No
PFTrDA 2	0.00 (10.40)	0	No	0.00 (0.22)	No
6_2-FTS 2	8.19 (8.18)	220529	No	1.32 (1.28)	YES
8_2-FTS 2	9.30 (9.30)	4619	No	0.10 (0.10)	YES

Quantitative Peak Review **K1603420-004 50X** ***No data for Sample ID***

	File Name	Sample Type	Analyte Peak Name	Analyte Peak Area (counts)	Analyte Concentration (ng/mL)	Analyte Retention Time (min)	IS Peak Name	IS Peak Area (counts)	IS Concentration (ng/mL)
5420	051116\1098.wiff	Unknown	18O-PFHxS 1	24215.	N/A	7.59	N_mefosa_d3	564440.	5.0000
5421	051116\1098.wiff	Unknown	13C-PFDoA 1	0.0000	N/A	0.00	N_mefosa_d3	564440.	5.0000
5422	051116\1098.wiff	Unknown	PFTrDA 1	0.0000	N/A	0.00	13c-pfdoda	0.0000	5.0000
5423	051116\1098.wiff	Unknown	PFTrDA 2	0.0000	N/A	0.00	13c-pfdoda	0.0000	5.0000
5424	051116\1098.wiff	Unknown	6_2-FTS 1	300430.	N/A	8.19	13C2-6_2-FTS	1718.4	5.0000
5425	051116\1098.wiff	Unknown	6_2-FTS 2	412650.	N/A	8.19	13C2-6_2-FTS	1718.4	5.0000
5426	051116\1098.wiff	Unknown	8_2-FTS 1	8037.1	N/A	9.31	13C2-6_2-FTS	1718.4	5.0000
5427	051116\1098.wiff	Unknown	8_2-FTS 2	755.06	N/A	9.30	13C2-6_2-FTS	1718.4	5.0000
5428	051116\1098.wiff	Unknown	13C2-6_2-FTS 1	1718.4	N/A	8.18	N_mefosa_d3	564440.	5.0000
5429	051116\1099.wiff	Unknown	Pfba 1	111790.	N/A	2.49	13c_pfba	14148.	5.0000
5430	051116\1099.wiff	Unknown	Pfba 2	113280.	N/A	2.48	13c_pfba	14148.	5.0000
5431	051116\1099.wiff	Unknown	Pfpea 1	593270.	N/A	4.95	13c_pfhxa	66570.	5.0000
5432	051116\1099.wiff	Unknown	Pfpea 2	596220.	N/A	4.95	13c_pfhxa	66570.	5.0000
5433	051116\1099.wiff	Unknown	Pfbs 1	1360000.	N/A	5.41	18o-pfhs	24641.	5.0000

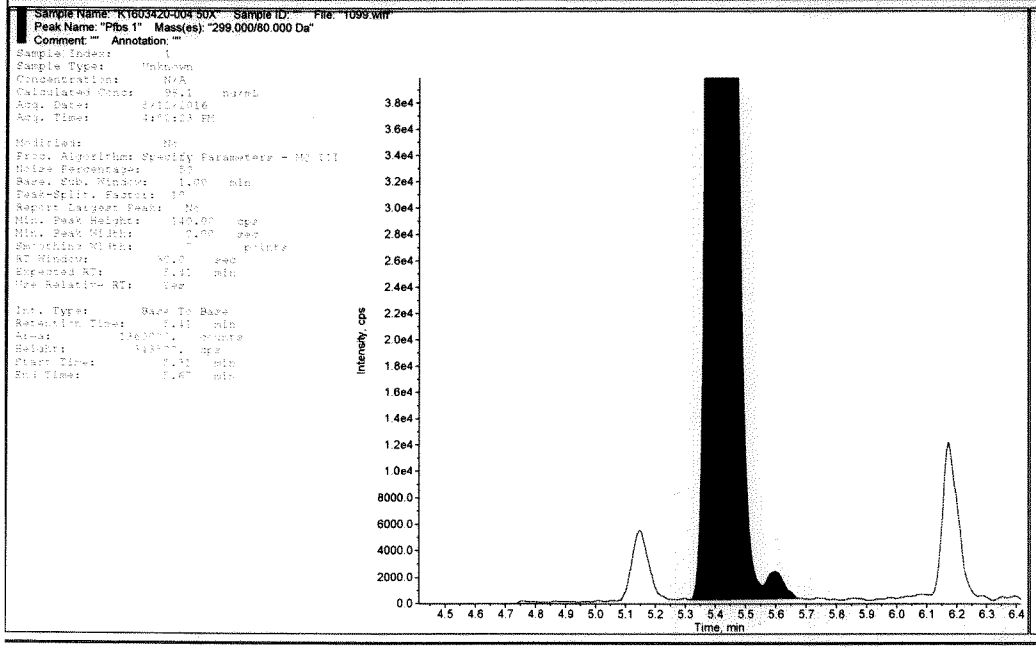

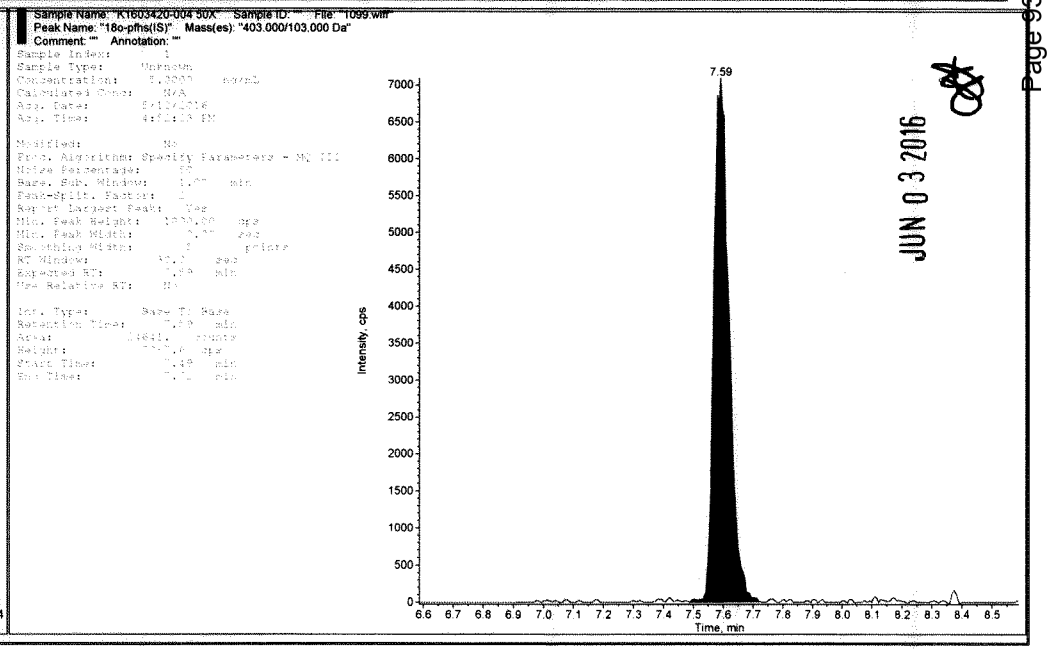

JUN 0 3 2016

Mcelrlce

	File Name	Sample Type	Analyte Peak Name	Analyte Peak Area (counts)	Analyte Concentration (ng/mL)	Analyte Retention Time (min)	IS Peak Name	IS Peak Area (counts)	IS Concentration (ng/mL)
5431	051116\1099.wiff	Unknown	Pfpea 1	593270.	N/A	4.95	13c_pfhxa	66570.	5.0000
5432	051116\1099.wiff	Unknown	Pfpea 2	596220.	N/A	4.95	13c_pfhxa	66570.	5.0000
5433	051116\1099.wiff	Unknown	Pfbs 1	1384900.	N/A	5.41	18o-pfhs	24641.	5.0000
5434	051116\1099.wiff	Unknown	Pfbs 2	548680.	N/A	5.41	18o-pfhs	24641.	5.0000
5435	051116\1099.wiff	Unknown	Pfhxa 1	5509100.	N/A	6.52	13c_pfhxa	66570.	5.0000
5436	051116\1099.wiff	Unknown	Pfhxa 2	495430.	N/A	6.52	13c_pfhxa	66570.	5.0000
5437	051116\1099.wiff	Unknown	Pfhpa 1	1087000.	N/A	7.51	13c_pfhxa	66570.	5.0000
5438	051116\1099.wiff	Unknown	Pfhpa 2	412420.	N/A	7.51	13c_pfhxa	66570.	5.0000
5439	051116\1099.wiff	Unknown	Pfhxs 1	6430900.	N/A	7.59	18o-pfhs	24641.	5.0000
5440	051116\1099.wiff	Unknown	Pfhxs 2	2567300.	N/A	7.59	18o-pfhs	24641.	5.0000
5441	051116\1099.wiff	Unknown	Pfoa 1	9938400.	N/A	8.24	13c-pfoa	55050.	5.0000
5442	051116\1099.wiff	Unknown	Pfoa 2	15740000.	N/A	8.24	13c-pfoa	55050.	5.0000
5443	051116\1099.wiff	Unknown	Pfna 1	6498.2	N/A	8.82	13c-pfna	65376.	5.0000
5444	051116\1099.wiff	Unknown	Pfna 2	4328.6	N/A	8.64	13c-pfna	65376.	5.0000

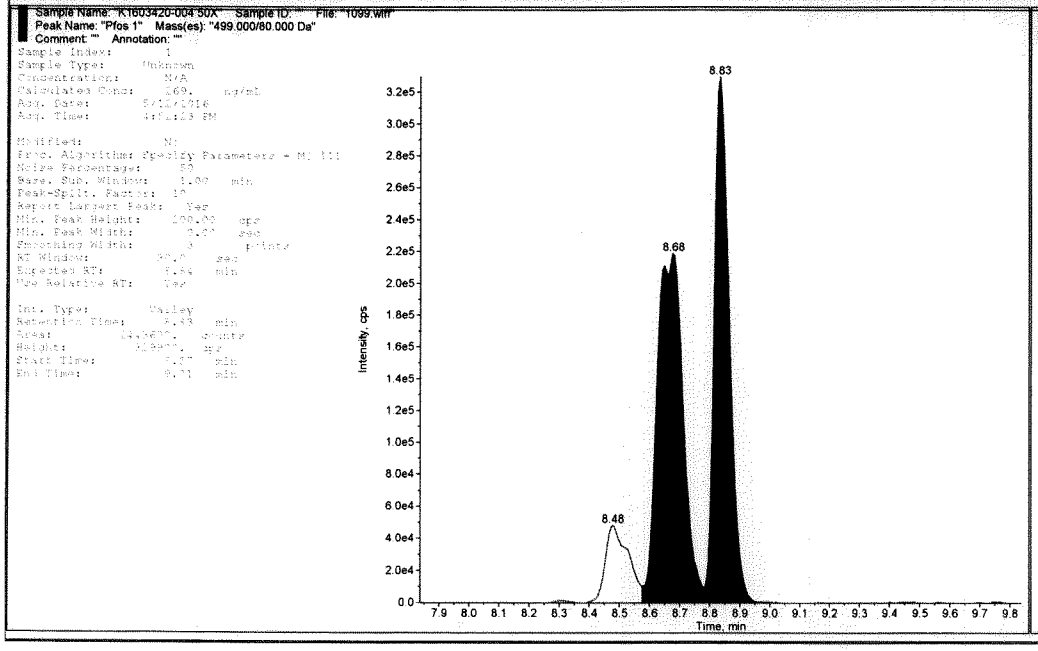

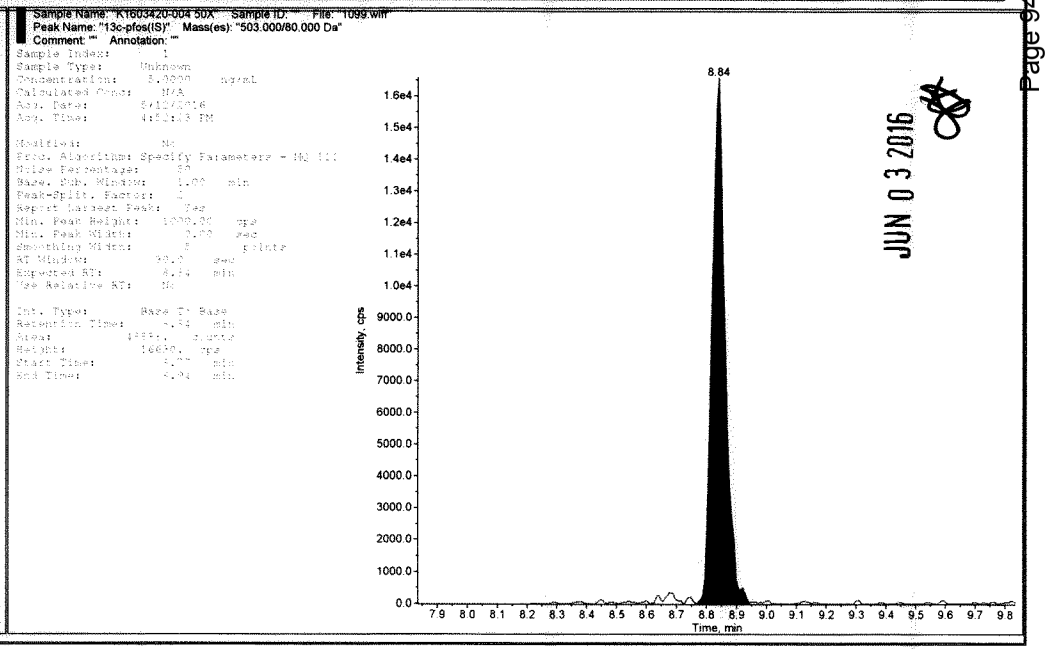

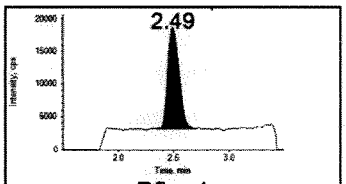

Pfba 1
213.000/169.000 Da
□ Baseline □ Missed
□ Wrong Peak

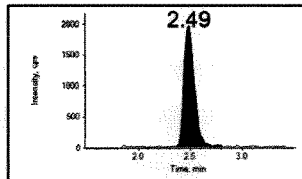

13c_pfba
217.000/172.000 Da
□ Baseline □ Missed
□ Wrong Peak

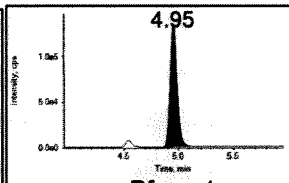

Pfpea 1
263.000/219.000 Da
□ Baseline □ Missed
□ Wrong Peak

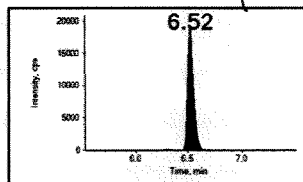

13c_pfhxa
315.000/270.000 Da
□ Baseline □ Missed
□ Wrong Peak

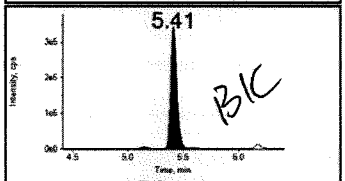

Pfbs 1
299.000/80.000 Da
□ Baseline □ Missed
□ Wrong Peak

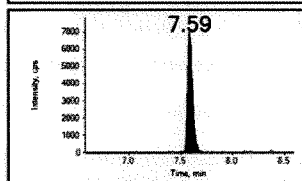

18o-pfhs
403.000/103.000 Da
□ Baseline □ Missed
□ Wrong Peak

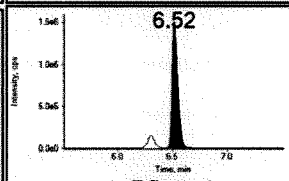

Pfhxa 1
313.000/269.000 Da
□ Baseline □ Missed
□ Wrong Peak

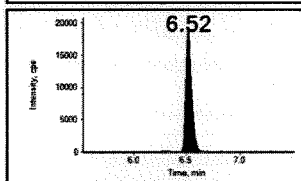

13c_pfhxa
315.000/270.000 Da
□ Baseline □ Missed
□ Wrong Peak

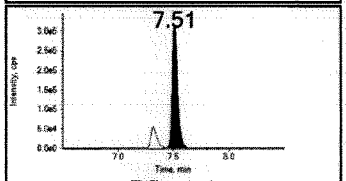

Pfhpa 1
363.000/319.000 Da
□ Baseline □ Missed
□ Wrong Peak

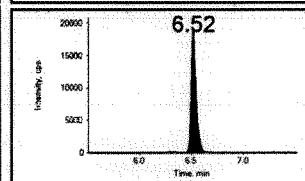

13c_pfhxa
315.000/270.000 Da
□ Baseline □ Missed
□ Wrong Peak

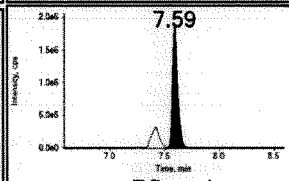

Pfhxs 1
399.000/80.000 Da
□ Baseline □ Missed
□ Wrong Peak

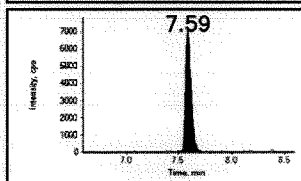

18o-pfhs
403.000/103.000 Da
□ Baseline □ Missed
□ Wrong Peak

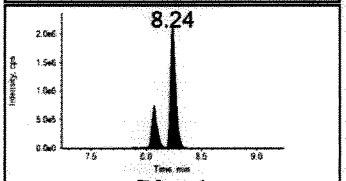

Pfoa 1
413.000/169.000 Da
□ Baseline □ Missed
□ Wrong Peak

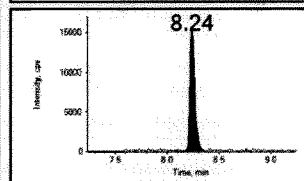

13c-pfoa
417.000/372.000 Da
□ Baseline □ Missed
□ Wrong Peak

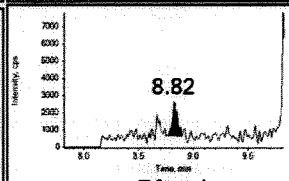

Pfna 1
463.000/419.000 Da
□ Baseline □ Missed
□ Wrong Peak

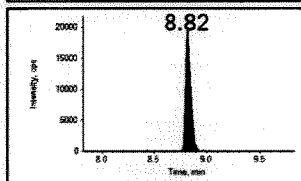

13c-pfna
468.000/423.000 Da
□ Baseline □ Missed
□ Wrong Peak

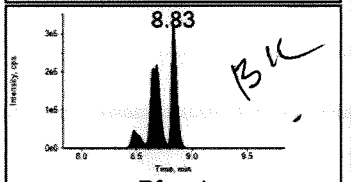

Pfos 1
499.000/80.000 Da
□ Baseline □ Missed
□ Wrong Peak

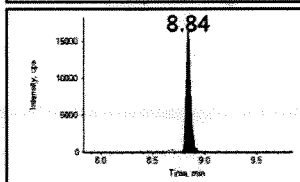

13c-pfos
503.000/80.000 Da
□ Baseline □ Missed
□ Wrong Peak

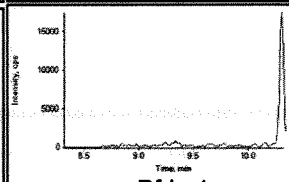

Pfda 1
513.000/469.000 Da
□ Baseline □ Missed
□ Wrong Peak

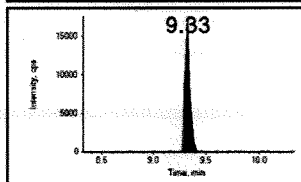

13c-pfda
515.000/470.000 Da
□ Baseline □ Missed
□ Wrong Peak

JUN 0 3 2016

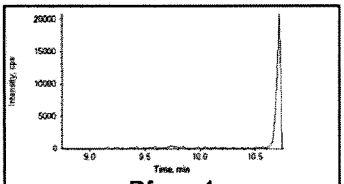
Pfuna 1
563.000/519.000 Da
□ Baseline □ Missed
□ Wrong Peak

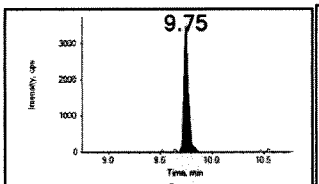

13c-pfuna
565.000/520.000 Da
□ Baseline □ Missed
□ Wrong Peak

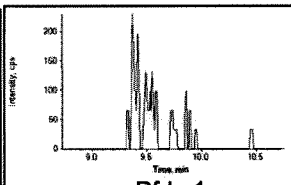
Pfds 1
599.000/80.000 Da
□ Baseline □ Missed
□ Wrong Peak

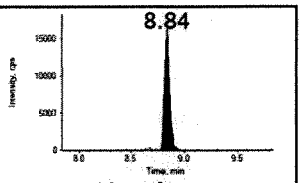

13c-pfos
503.000/80.000 Da
□ Baseline □ Missed
□ Wrong Peak

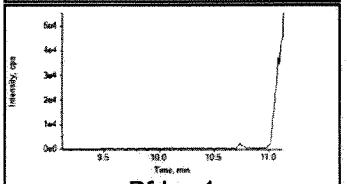
Pfdoa 1
613.000/569.000 Da
□ Baseline □ Missed
□ Wrong Peak

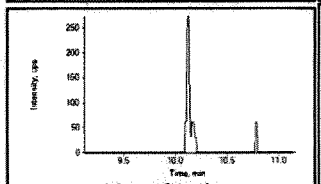
13c-pfdoda
615.000/570.000 Da
□ Baseline □ Missed
□ Wrong Peak

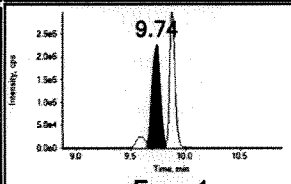

Fosa 1
498.000/78.000 Da
□ Baseline □ Missed
□ Wrong Peak

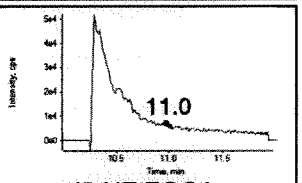

d5-NEtFOSA
531.000/169.000 Da
□ Baseline □ Missed
□ Wrong Peak

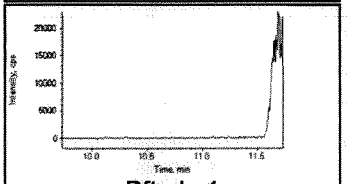
Pfteda 1
713.000/669.000 Da
□ Baseline □ Missed
□ Wrong Peak

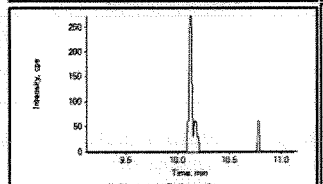
13c-pfdoda
615.000/570.000 Da
□ Baseline □ Missed
□ Wrong Peak

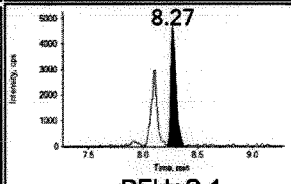

PFHpS 1
449.400/80.000 Da
□ Baseline □ Missed
□ Wrong Peak

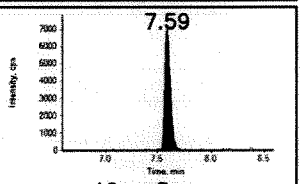

18o-pfhs
403.000/103.000 Da
□ Baseline □ Missed
□ Wrong Peak

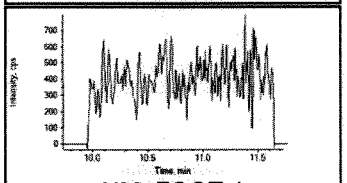
NMeFOSE 1
616.200/58.800 Da
□ Baseline □ Missed
□ Wrong Peak

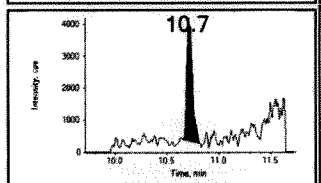

d7-NMeFOSE
623.000/59.000 Da
□ Baseline □ Missed
□ Wrong Peak

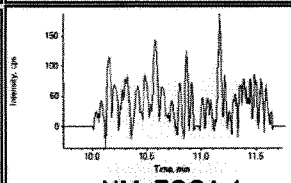
NMeFOSA 1
512.200/169.300 Da
□ Baseline □ Missed
□ Wrong Peak

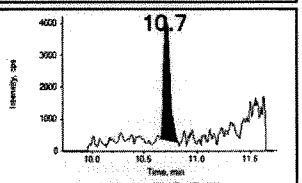

d7-NMeFOSE
623.000/59.000 Da
□ Baseline □ Missed
□ Wrong Peak

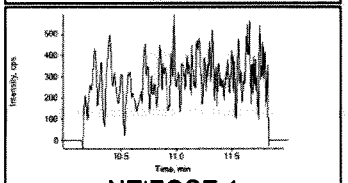
NEtFOSE 1
630.200/59.000 Da
□ Baseline □ Missed
□ Wrong Peak

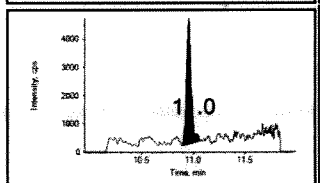

d9-EtFOSE
639.000/59.000 Da
□ Baseline □ Missed
□ Wrong Peak

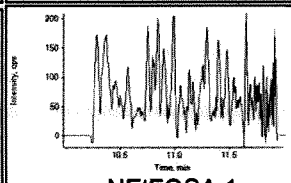
NEtFOSA 1
526.200/169.000 Da
□ Baseline □ Missed
□ Wrong Peak

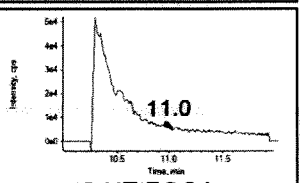

d5-NEtFOSA
531.000/169.000 Da
□ Baseline □ Missed
□ Wrong Peak

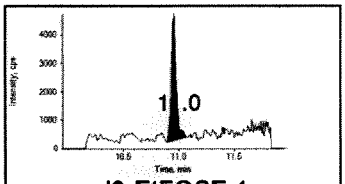

d9-EtFOSE 1
639.000/59.000 Da
□ Baseline □ Missed
□ Wrong Peak

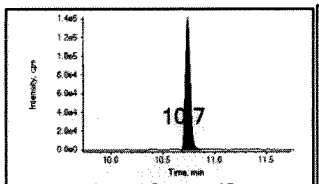

N_mefosa_d3
515.000/169.000 Da
□ Baseline □ Missed
□ Wrong Peak

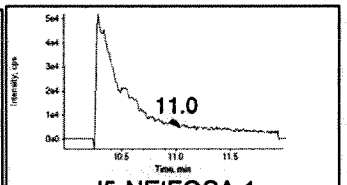

d5-NEtFOSA 1
531.000/169.000 Da
□ Baseline □ Missed
□ Wrong Peak

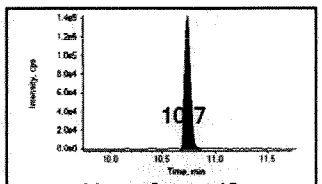

N_mefosa_d3
515.000/169.000 Da
□ Baseline □ Missed
□ Wrong Peak

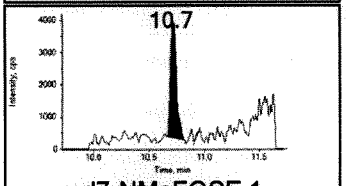

d7-NMeFOSE 1
623.000/59.000 Da
□ Baseline □ Missed
□ Wrong Peak

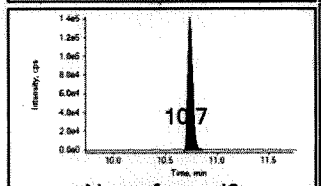

N_mefosa_d3
515.000/169.000 Da
□ Baseline □ Missed
□ Wrong Peak

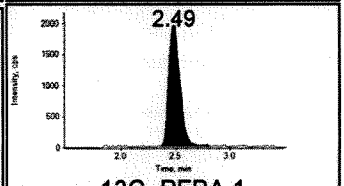

13C_PFBA 1
217.000/172.000 Da
□ Baseline □ Missed
□ Wrong Peak

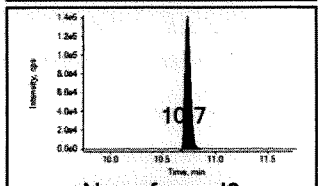

N_mefosa_d3
515.000/169.000 Da
□ Baseline □ Missed
□ Wrong Peak

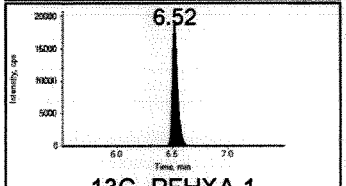

13C_PFHXA 1
315.000/270.000 Da
□ Baseline □ Missed
□ Wrong Peak

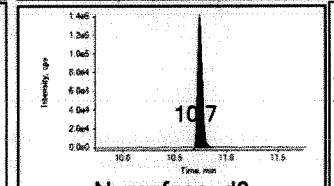

N_mefosa_d3
515.000/169.000 Da
□ Baseline □ Missed
□ Wrong Peak

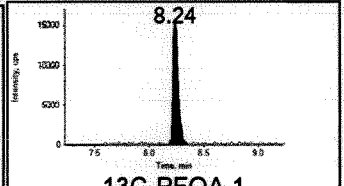

13C-PFOA 1
417.000/372.000 Da
□ Baseline □ Missed
□ Wrong Peak

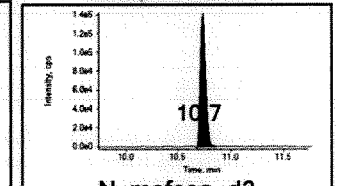

N_mefosa_d3
515.000/169.000 Da
□ Baseline □ Missed
□ Wrong Peak

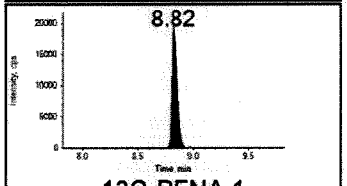

13C-PFNA 1
468.000/423.000 Da
□ Baseline □ Missed
□ Wrong Peak

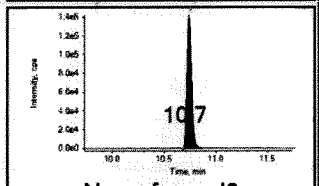

N_mefosa_d3
515.000/169.000 Da
□ Baseline □ Missed
□ Wrong Peak

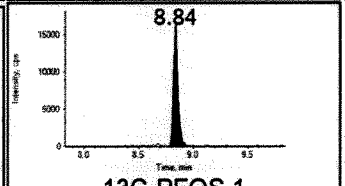

13C-PFOS 1
503.000/80.000 Da
□ Baseline □ Missed
□ Wrong Peak

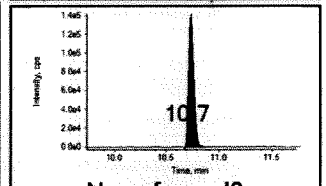

N_mefosa_d3
515.000/169.000 Da
□ Baseline □ Missed
□ Wrong Peak

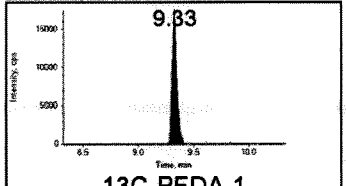

13C-PFDA 1
515.000/470.000 Da
□ Baseline □ Missed
□ Wrong Peak

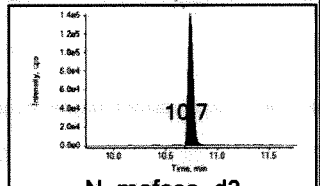

N_mefosa_d3
515.000/169.000 Da
□ Baseline □ Missed
□ Wrong Peak

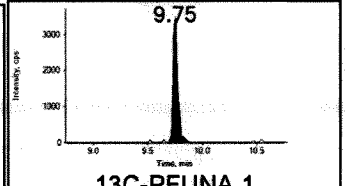

13C-PFUNA 1
565.000/520.000 Da
□ Baseline □ Missed
□ Wrong Peak

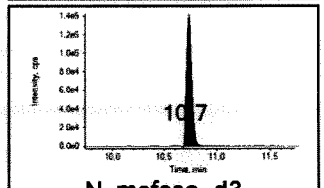

N_mefosa_d3
515.000/169.000 Da
□ Baseline □ Missed
□ Wrong Peak

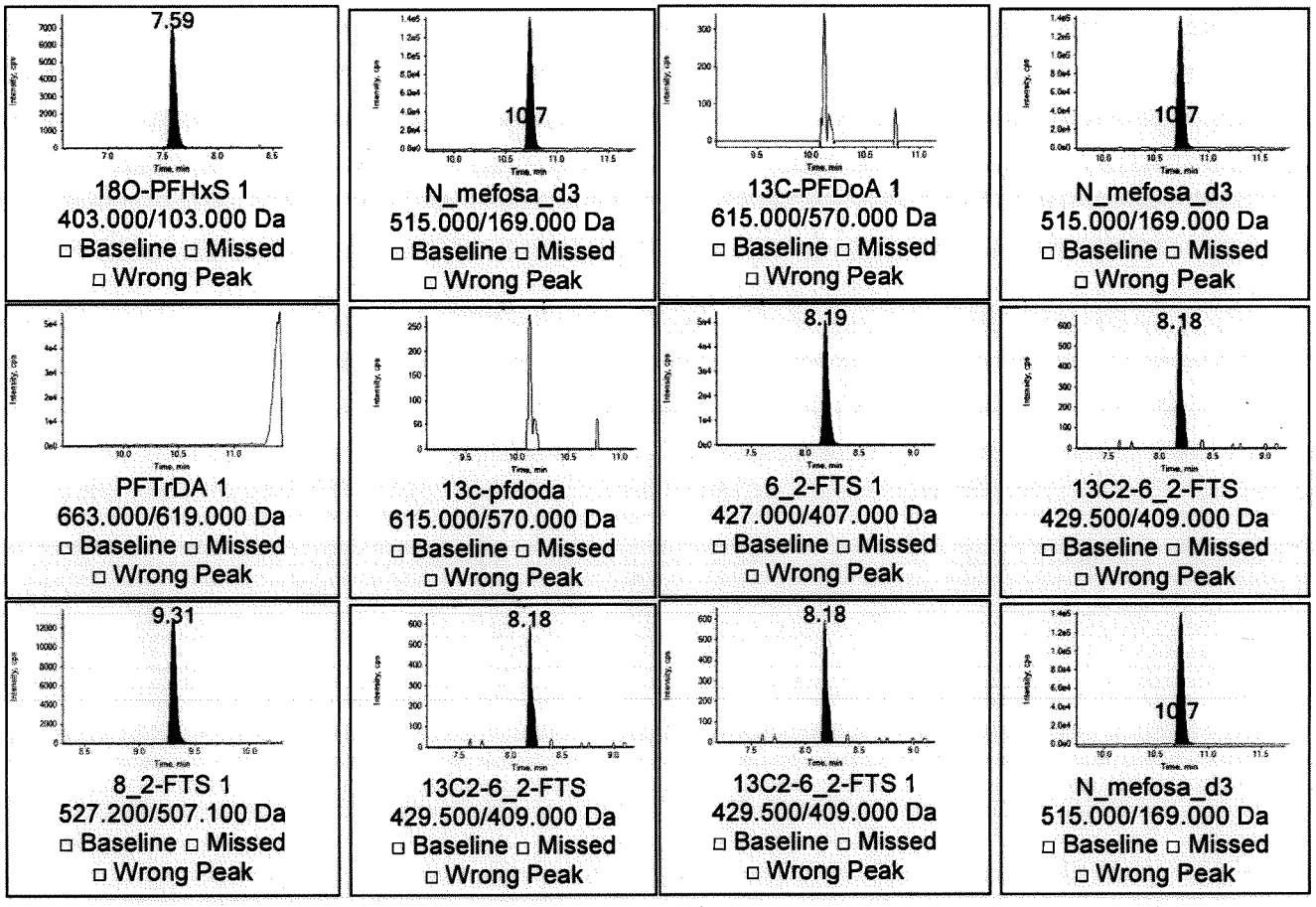

Ion Ratio Confirmation

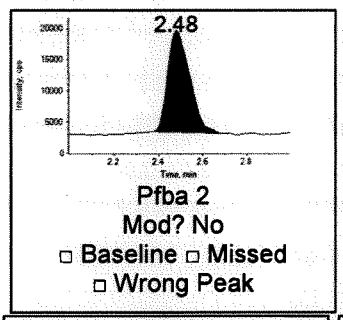

Pfba 2
Mod? No
□ Baseline □ Missed
□ Wrong Peak

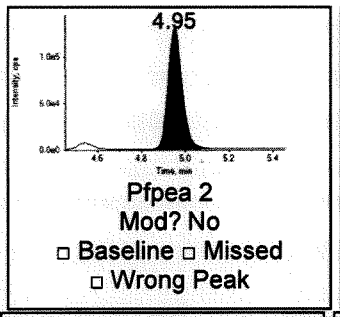

Pfpea 2
Mod? No
□ Baseline □ Missed
□ Wrong Peak

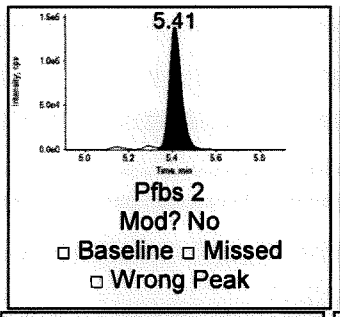

Pfbs 2
Mod? No
□ Baseline □ Missed
□ Wrong Peak

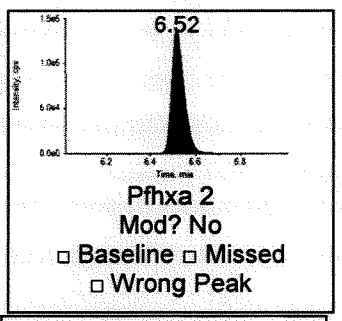

Pfhxa 2
Mod? No
□ Baseline □ Missed
□ Wrong Peak

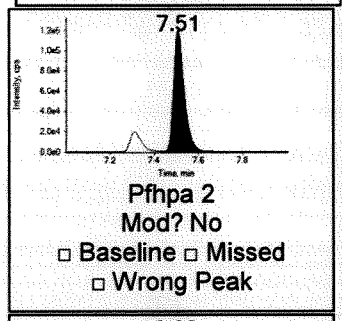

Pfhpa 2
Mod? No
□ Baseline □ Missed
□ Wrong Peak

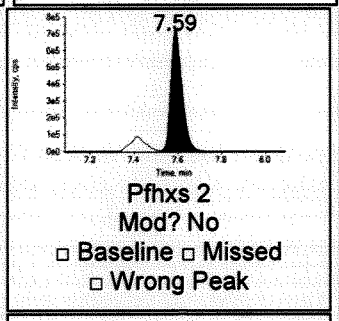

Pfhxs 2
Mod? No
□ Baseline □ Missed
□ Wrong Peak

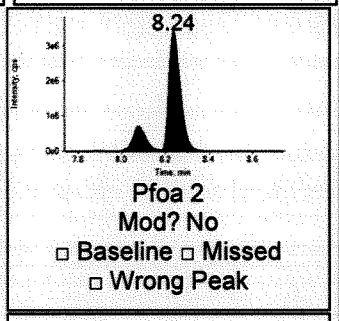

Pfoa 2
Mod? No
□ Baseline □ Missed
□ Wrong Peak

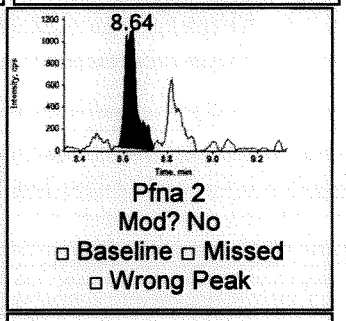

Pfna 2
Mod? No
□ Baseline □ Missed
□ Wrong Peak

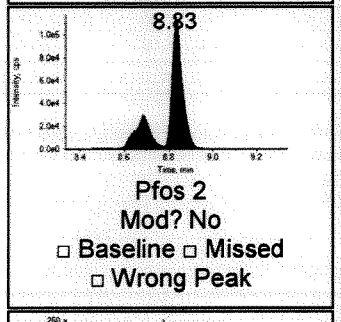

Pfos 2
Mod? No
□ Baseline □ Missed
□ Wrong Peak

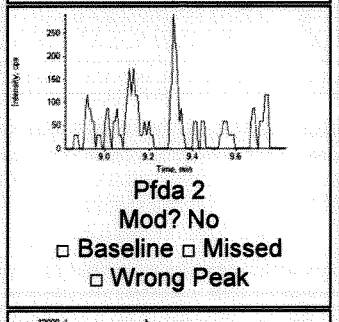

Pfda 2
Mod? No
□ Baseline □ Missed
□ Wrong Peak

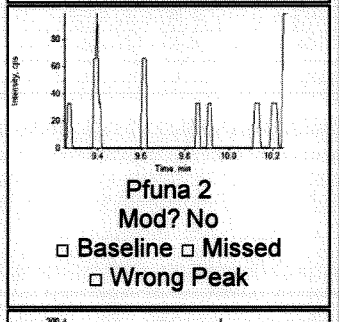

Pfuna 2
Mod? No
□ Baseline □ Missed
□ Wrong Peak

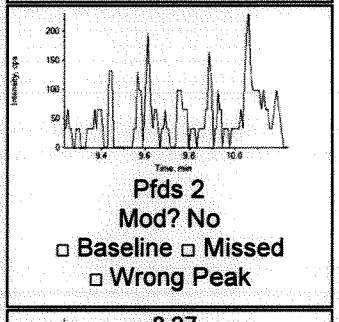

Pfds 2
Mod? No
□ Baseline □ Missed
□ Wrong Peak

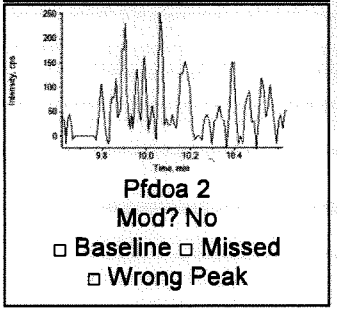

Pfdoa 2
Mod? No
□ Baseline □ Missed
□ Wrong Peak

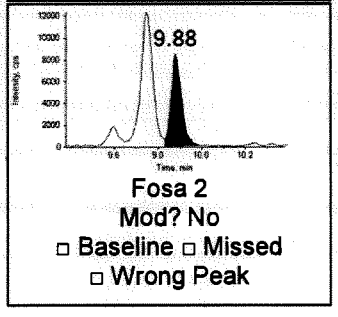

Fosa 2
Mod? No
□ Baseline □ Missed
□ Wrong Peak

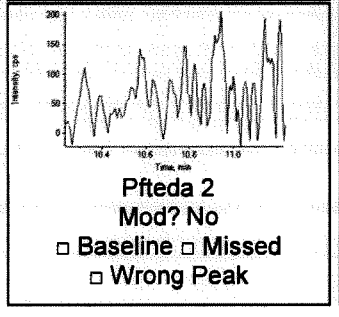

Pfteda 2
Mod? No
□ Baseline □ Missed
□ Wrong Peak

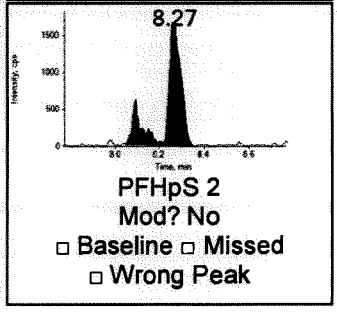

PFHpS 2
Mod? No
□ Baseline □ Missed
□ Wrong Peak

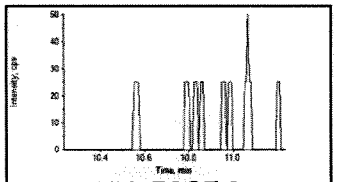

NMeFOSE 2
Mod? No
□ Baseline □ Missed
□ Wrong Peak

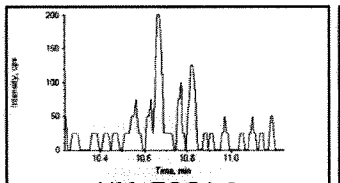

NMeFOSA 2
Mod? No
□ Baseline □ Missed
□ Wrong Peak

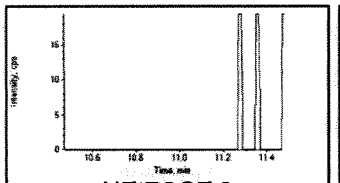

NEtFOSE 2
Mod? No
□ Baseline □ Missed
□ Wrong Peak

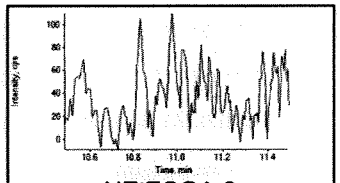

NEtFOSA 2
Mod? No
□ Baseline □ Missed
□ Wrong Peak

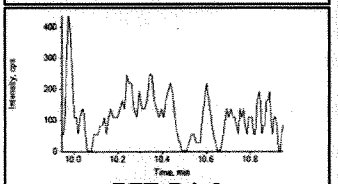

PFTrDA 2
Mod? No
□ Baseline □ Missed
□ Wrong Peak

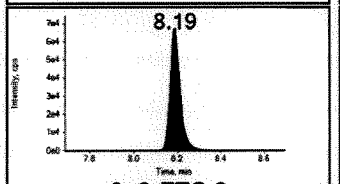

6_2-FTS 2
Mod? No
□ Baseline □ Missed
□ Wrong Peak

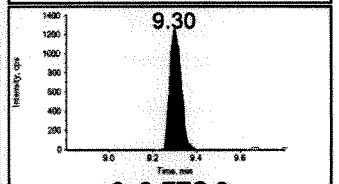

8_2-FTS 2
Mod? No
□ Baseline □ Missed
□ Wrong Peak

SM 6/3/16 MH 6/3/16

Project	Ewan's Projects\PFCs
Data File	050116\1075.wiff
Result Table	050116.rdb
Instrument Name	LCMS02

Sample Name	K1603420-005	Injection Volume	10
Acquisition Date	5/2/2016 9:22:25 AM	Sample Type	Unknown
Acquisition Method	PFC_090315 schedule mrm.dam	Dilution Factor	1.00
Injection Vial	48	Weight to Volume	0.00

Results Summary KONY

Analyte Name	IS Name	IS Area	Analyte RT (Exp RT)	Analyte Area	Calc. Conc (ng/mL)	Modified?
Pfba 1	13c_pfba	120053	2.39 (2.43)	30217540	1478.9730	No
Pfpea 1	13c_pfhxa	975030	5.03 (4.96)	42692311	380.9680	No
Pfbs 1	18o-pfhs	361121	5.52 (5.44)	48143483	219.2690	No
Pfhxa 1	13c_pfhxa	975030	6.38 (6.52)	71790301	421.3030	No
Pfhpa 1	13c_pfhxa	975030	7.37 (7.50)	76573877	390.5690	No
Pfhxs 1	18o-pfhs	361121	7.73 (7.60)	40939840	200.7530	No
Pfoa 1	13c-pfoa	74913	8.35 (8.24)	128305908	16071.9130	No
Pfna 1	13c-pfna	247200	8.85 (8.85)	5282122	118.3100	No
Pfos 1	13c-pfos	962245	8.94 (8.69)	72690661	404.1280	No
Pfda 1	13c-pfda	719880	9.16 (9.33)	744959	5.5400	No
Pfuna 1	13c-pfuna	87160	9.76 (9.76)	6859	0.1450	No
Pfds 1	13c-pfos	962245	9.39 (9.56)	61797	0.3020	No
Pfdoa 1	13c-pfdoda	5138	10.10 (10.10)	11383	0.2020	No
Fosa 1	d5-NEtFOSA	99896	9.67 (9.89)	45189189	489.7970	No
Pfteda 1	13c-pfdoda	5138	10.70 (10.70)	4903	0.1740	No
PFHpS 1	18o-pfhs	361121	8.32 (8.28)	36773425	2286.3330	No
NMeFOSE 1	d7-NMeFOSE	127051	0.00 (10.70)	0	N/A	No
NMeFOSA 1	d7-NMeFOSE	127051	10.60 (10.80)	3879	0.2530	No
NEtFOSE 1	d9-EtFOSE	132704	0.00 (10.90)	0	N/A	No
NEtFOSA 1	d5-NEtFOSA	99896	11.00 (11.00)	747	0.0410	No

Analyte Name	IS Name	IS Area	Analyte RT (Exp RT)	Analyte Area	Calc. Conc (ng/mL)	Modified?
d9-EtFOSE 1	N_mefosa_d3	349681	10.90 (10.90)	132704	1.3960	No
d5-NEtFOSA 1	N_mefosa_d3	349681	11.00 (11.00)	99896	1.3850	No
d7-NMeFOSE 1	N_mefosa_d3	349681	10.70 (10.70)	127051	1.7310	No
13C_PFBA 1	N_mefosa_d3	349681	2.42 (2.50)	120053	0.3840	No
13C_PFHXA 1	N_mefosa_d3	349681	6.51 (6.54)	975030	2.1570	No
13C-PFOA 1	N_mefosa_d3	349681	8.24 (8.26)	74913	0.2280	No
13C-PFNA 1	N_mefosa_d3	349681	8.85 (8.85)	247200	0.7010	No
13C-PFOS 1	N_mefosa_d3	349681	8.69 (8.86)	962245	3.1590	No
13C-PFDA 1	N_mefosa_d3	349681	9.34 (9.35)	719880	2.4590	No
13C-PFUNA 1	N_mefosa_d3	349681	9.76 (9.76)	87160	1.4820	No
18O-PFHxS 1	N_mefosa_d3	349681	7.60 (7.62)	361121	2.3820	No
13C-PFDoA 1	N_mefosa_d3	349681	10.10 (10.10)	5103	1.3770	No
PFTrDA 1	13c-pfdoda	5138	10.40 (10.40)	10343	0.1760	No
6_2-FTS 1	13C2-6_2-FTS	894126	8.24 (8.19)	31436992	10.5350	No
8_2-FTS 1	13C2-6_2-FTS	894126	9.32 (9.31)	2596961	0.8810	No
13C2-6_2-FTS 1	N_mefosa_d3	349681	8.20 (8.21)	894126	193.1080	No

IRC Summary

Analyte Peak Name	RT (Exp RT)	Area	Modified?	Calc (Exp) MRM Ratio	Ratio Confirms ID
Pfba 2	2.38 (2.42)	32971231	No	1.09 (0.99)	YES
Pfpea 2	4.91 (4.96)	23684596	No	0.55 (1.01)	No
Pfbs 2	5.37 (5.43)	20607533	No	0.43 (0.41)	YES
Pfhxa 2	6.49 (6.52)	60684634	No	0.85 (0.09)	No
Pfhpa 2	7.33 (7.50)	31519368	No	0.41 (0.40)	YES
Pfhxs 2	7.51 (7.60)	75189595	No	1.84 (0.40)	No
Pfoa 2	8.18 (8.24)	94959513	No	0.74 (1.86)	No
Pfna 2	8.65 (8.85)	3405999	No	0.64 (0.30)	No

Analyte Peak Name	RT (Exp RT)	Area	Modified?	Calc (Exp) MRM Ratio	Ratio Confirms ID
Pfos 2	8.67 (8.69)	140812829	No	1.94 (0.33)	No
Pfda 2	9.15 (9.33)	1869901	No	2.51 (0.20)	No
Pfuna 2	9.76 (9.76)	2919	No	0.43 (0.33)	No
Pfds 2	9.75 (9.56)	4651	No	0.08 (0.32)	No
Pfdoa 2	10.10 (10.10)	1572	No	0.14 (0.29)	No
Fosa 2	9.89 (9.89)	6785714	No	0.15 (0.03)	No
Pfteda 2	0.00 (10.70)	0	No	0.00 (0.23)	No
PFHpS 2	8.31 (8.28)	10499339	No	0.29 (0.41)	No
NMeFOSE 2	0.00 (10.70)	0	No	0.00 (0.01)	No
NMeFOSA 2	10.60 (10.70)	3006	No	0.78 (0.97)	No
NEtFOSE 2	0.00 (11.00)	0	No	0.00 (0.01)	No
NEtFOSA 2	0.00 (11.00)	0	No	0.00 (0.69)	No
PFTrDA 2	10.40 (10.40)	2991	No	0.29 (0.24)	No
6_2-FTS 2	8.26 (8.20)	30508583	No	0.97 (1.30)	No
8_2-FTS 2	9.32 (9.31)	249372	No	0.10 (0.10)	YES

Quantitative Peak Review **K1603420-005** ***No data for Sample ID***

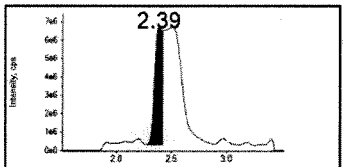

Pfba 1
213.000/169.000 Da
□ Baseline □ Missed
□ Wrong Peak

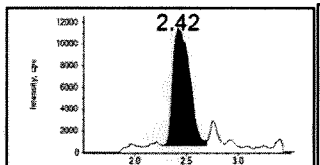

13c_pfba
217.000/172.000 Da
□ Baseline □ Missed
□ Wrong Peak

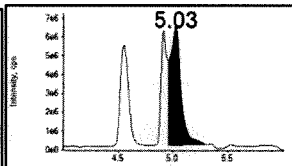

Pfpea 1
263.000/219.000 Da
□ Baseline □ Missed
□ Wrong Peak

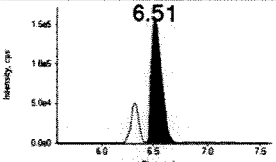

13c_pfhxa
315.000/270.000 Da
□ Baseline □ Missed
□ Wrong Peak

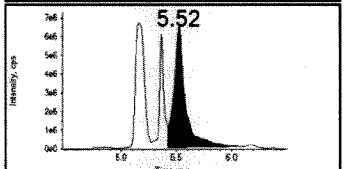

Pfbs 1
299.000/80.000 Da
□ Baseline □ Missed
□ Wrong Peak

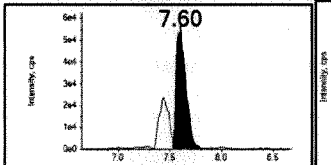

18o-pfhs
403.000/103.000 Da
□ Baseline □ Missed
□ Wrong Peak

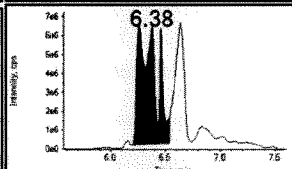

Pfhxa 1
313.000/269.000 Da
□ Baseline □ Missed
□ Wrong Peak

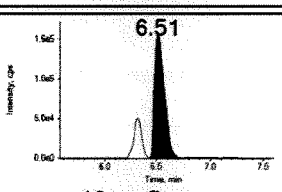

13c_pfhxa
315.000/270.000 Da
□ Baseline □ Missed
□ Wrong Peak

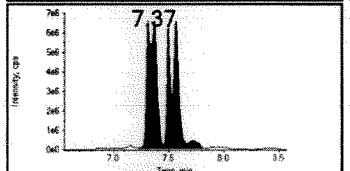

Pfhpa 1
363.000/319.000 Da
□ Baseline □ Missed
□ Wrong Peak

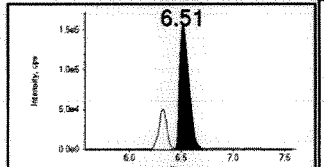

13c_pfhxa
315.000/270.000 Da
□ Baseline □ Missed
□ Wrong Peak

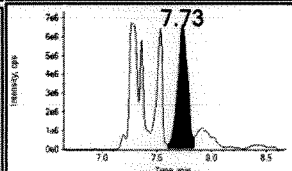

Pfhxs 1
399.000/80.000 Da
□ Baseline □ Missed
□ Wrong Peak

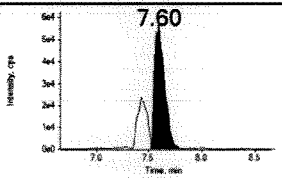

18o-pfhs
403.000/103.000 Da
□ Baseline □ Missed
□ Wrong Peak

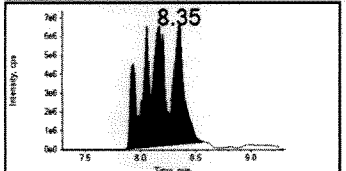

Pfoa 1
413.000/169.000 Da
□ Baseline □ Missed
□ Wrong Peak

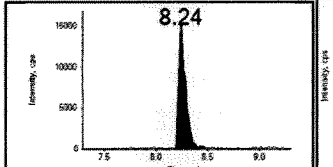

13c-pfoa
417.000/372.000 Da
□ Baseline □ Missed
□ Wrong Peak

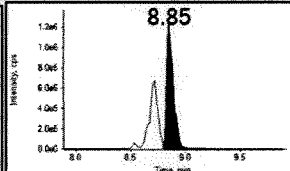

Pfna 1
463.000/419.000 Da
□ Baseline □ Missed
□ Wrong Peak

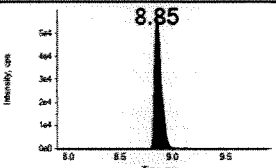

13c-pfna
468.000/423.000 Da
□ Baseline □ Missed
□ Wrong Peak

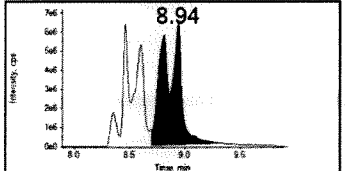

Pfos 1
499.000/80.000 Da
□ Baseline □ Missed
□ Wrong Peak

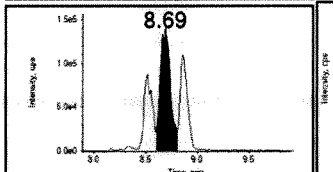

13c-pfos
503.000/80.000 Da
□ Baseline □ Missed
□ Wrong Peak

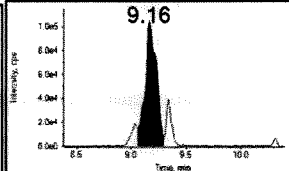

Pfda 1
513.000/469.000 Da
□ Baseline □ Missed
□ Wrong Peak

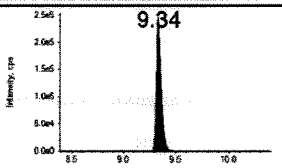

13c-pfda
515.000/470.000 Da
□ Baseline □ Missed
□ Wrong Peak

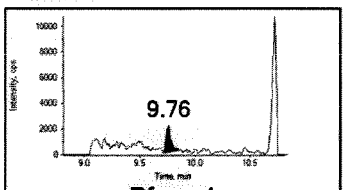

Pfuna 1
563.000/519.000 Da
□ Baseline □ Missed
□ Wrong Peak

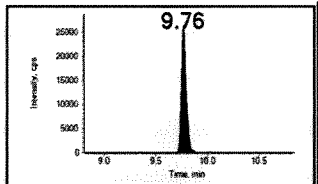

13c-pfuna
565.000/520.000 Da
□ Baseline □ Missed
□ Wrong Peak

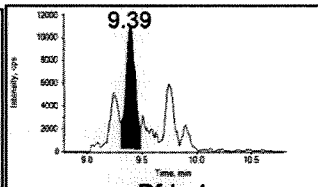

Pfds 1
599.000/80.000 Da
□ Baseline □ Missed
□ Wrong Peak

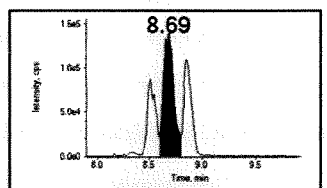

13c-pfos
503.000/80.000 Da
□ Baseline □ Missed
□ Wrong Peak

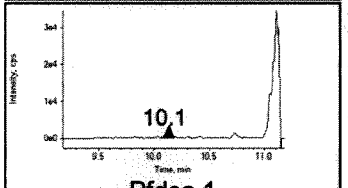

Pfdoa 1
613.000/569.000 Da
□ Baseline □ Missed
□ Wrong Peak

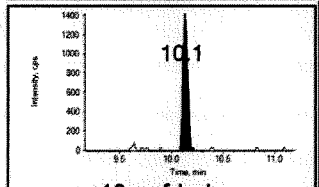

13c-pfdoda
615.000/570.000 Da
□ Baseline □ Missed
□ Wrong Peak

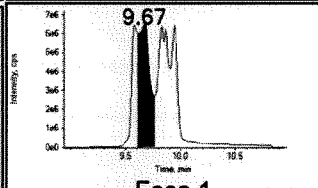

Fosa 1
498.000/78.000 Da
□ Baseline □ Missed
□ Wrong Peak

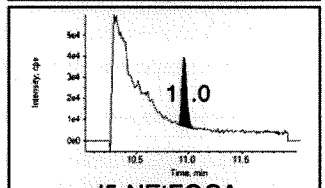

d5-NEtFOSA
531.000/169.000 Da
□ Baseline □ Missed
□ Wrong Peak

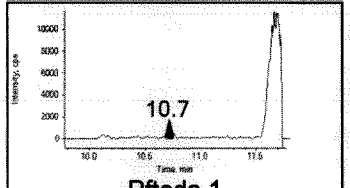

Pfteda 1
713.000/669.000 Da
□ Baseline □ Missed
□ Wrong Peak

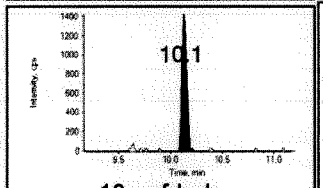

13c-pfdoda
615.000/570.000 Da
□ Baseline □ Missed
□ Wrong Peak

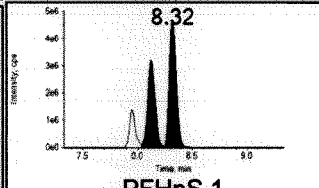

PFHpS 1
449.400/80.000 Da
□ Baseline □ Missed
□ Wrong Peak

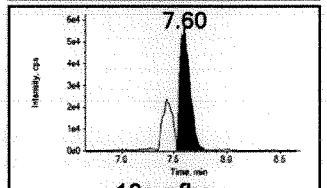

18o-pfhs
403.000/103.000 Da
□ Baseline □ Missed
□ Wrong Peak

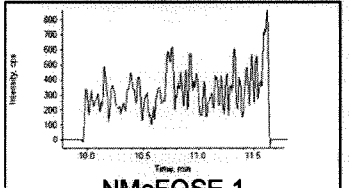

NMeFOSE 1
616.200/58.800 Da
□ Baseline □ Missed
□ Wrong Peak

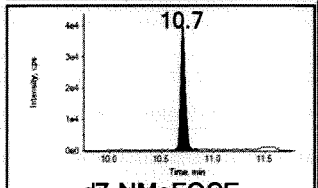

d7-NMeFOSE
623.000/59.000 Da
□ Baseline □ Missed
□ Wrong Peak

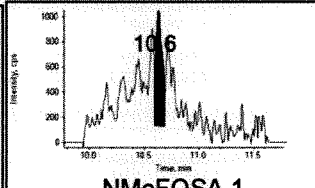

NMeFOSA 1
512.200/169.300 Da
□ Baseline □ Missed
□ Wrong Peak

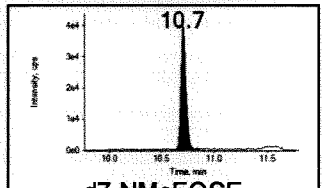

d7-NMeFOSE
623.000/59.000 Da
□ Baseline □ Missed
□ Wrong Peak

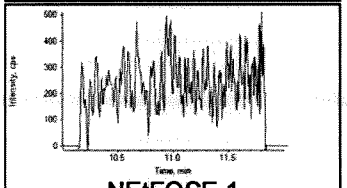

NEtFOSE 1
630.200/59.000 Da
□ Baseline □ Missed
□ Wrong Peak

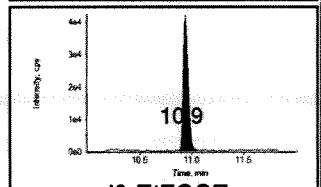

d9-EtFOSE
639.000/59.000 Da
□ Baseline □ Missed
□ Wrong Peak

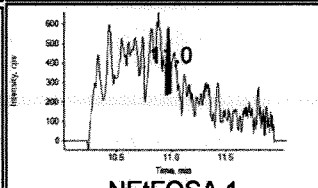

NEtFOSA 1
526.200/169.000 Da
□ Baseline □ Missed
□ Wrong Peak

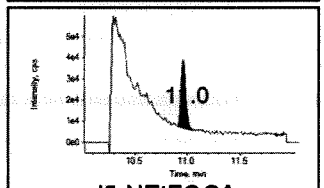

d5-NEtFOSA
531.000/169.000 Da
□ Baseline □ Missed
□ Wrong Peak

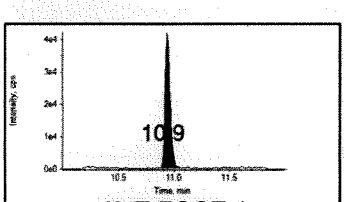

d9-EtFOSE 1
639.000/59.000 Da
□ Baseline □ Missed
□ Wrong Peak

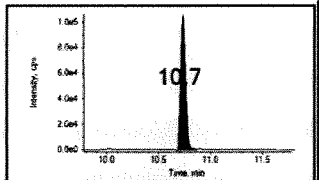

N_mefosa_d3
515.000/169.000 Da
□ Baseline □ Missed
□ Wrong Peak

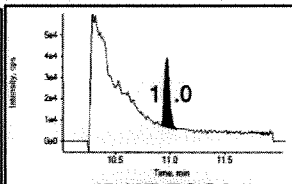

d5-NEtFOSA 1
531.000/169.000 Da
□ Baseline □ Missed
□ Wrong Peak

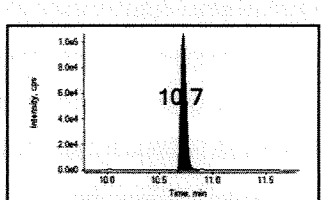

N_mefosa_d3
515.000/169.000 Da
□ Baseline □ Missed
□ Wrong Peak

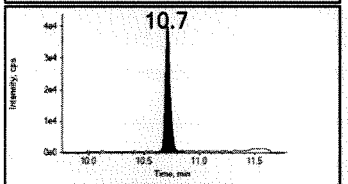

d7-NMeFOSE 1
623.000/59.000 Da
□ Baseline □ Missed
□ Wrong Peak

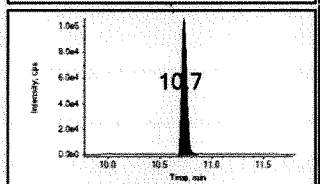

N_mefosa_d3
515.000/169.000 Da
□ Baseline □ Missed
□ Wrong Peak

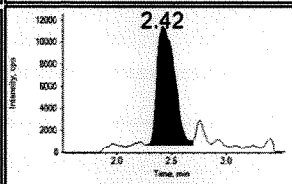

13C_PFBA 1
217.000/172.000 Da
□ Baseline □ Missed
□ Wrong Peak

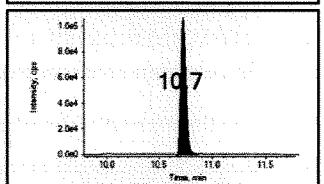

N_mefosa_d3
515.000/169.000 Da
□ Baseline □ Missed
□ Wrong Peak

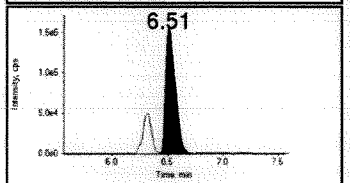

13C_PFHXA 1
315.000/270.000 Da
□ Baseline □ Missed
□ Wrong Peak

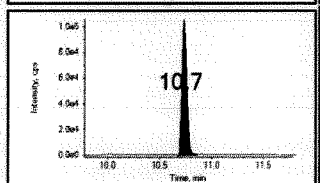

N_mefosa_d3
515.000/169.000 Da
□ Baseline □ Missed
□ Wrong Peak

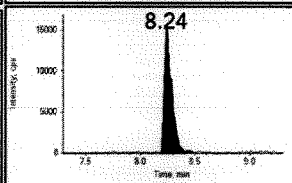

13C-PFOA 1
417.000/372.000 Da
□ Baseline □ Missed
□ Wrong Peak

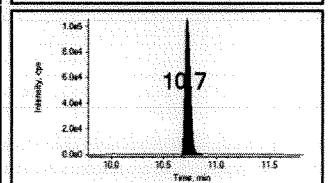

N_mefosa_d3
515.000/169.000 Da
□ Baseline □ Missed
□ Wrong Peak

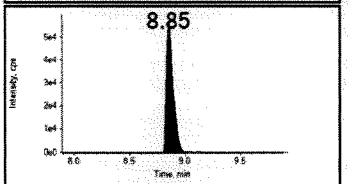

13C-PFNA 1
468.000/423.000 Da
□ Baseline □ Missed
□ Wrong Peak

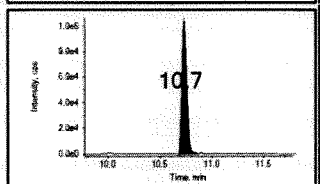

N_mefosa_d3
515.000/169.000 Da
□ Baseline □ Missed
□ Wrong Peak

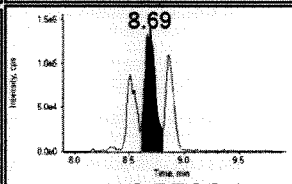

13C-PFOS 1
503.000/80.000 Da
□ Baseline □ Missed
□ Wrong Peak

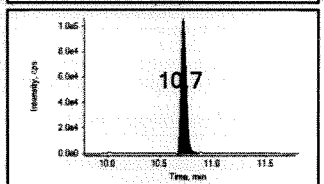

N_mefosa_d3
515.000/169.000 Da
□ Baseline □ Missed
□ Wrong Peak

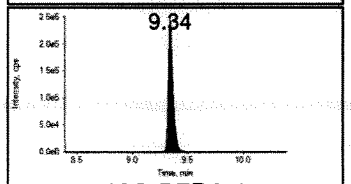

13C-PFDA 1
515.000/470.000 Da
□ Baseline □ Missed
□ Wrong Peak

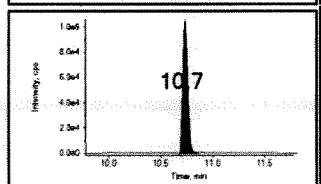

N_mefosa_d3
515.000/169.000 Da
□ Baseline □ Missed
□ Wrong Peak

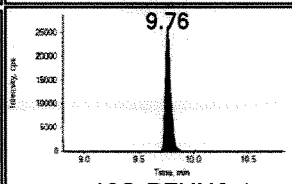

13C-PFUNA 1
565.000/520.000 Da
□ Baseline □ Missed
□ Wrong Peak

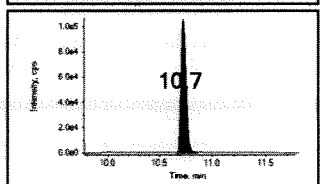

N_mefosa_d3
515.000/169.000 Da
□ Baseline □ Missed
□ Wrong Peak

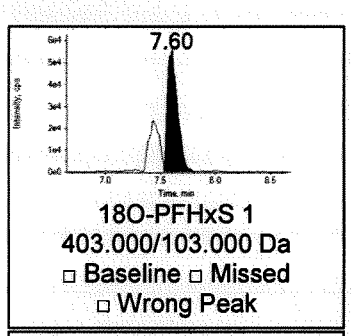

18O-PFHxS 1
403.000/103.000 Da
□ Baseline □ Missed
□ Wrong Peak

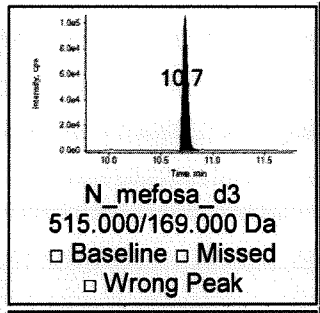

N_mefosa_d3
515.000/169.000 Da
□ Baseline □ Missed
□ Wrong Peak

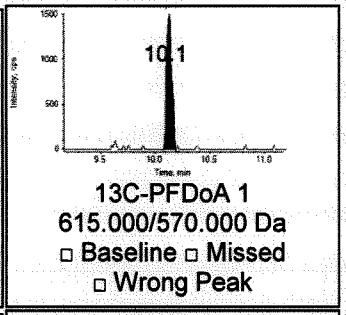

13C-PFDoA 1
615.000/570.000 Da
□ Baseline □ Missed
□ Wrong Peak

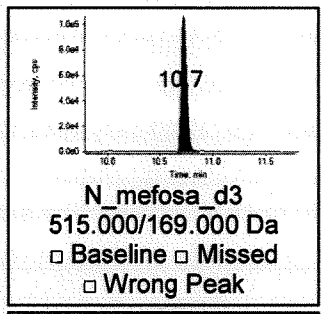

N_mefosa_d3
515.000/169.000 Da
□ Baseline □ Missed
□ Wrong Peak

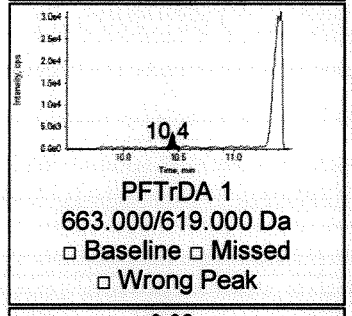

PFTrDA 1
663.000/619.000 Da
□ Baseline □ Missed
□ Wrong Peak

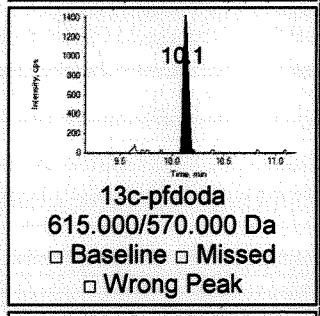

13c-pfdoda
615.000/570.000 Da
□ Baseline □ Missed
□ Wrong Peak

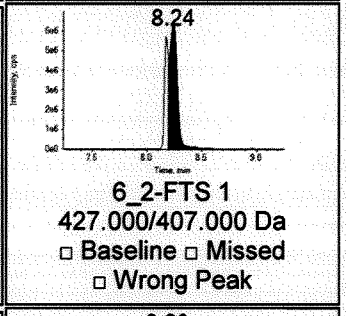

6_2-FTS 1
427.000/407.000 Da
□ Baseline □ Missed
□ Wrong Peak

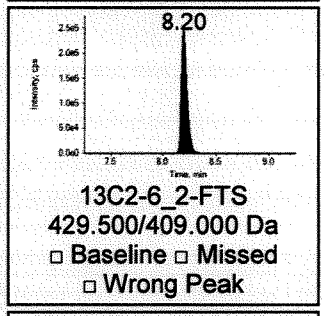

13C2-6_2-FTS
429.500/409.000 Da
□ Baseline □ Missed
□ Wrong Peak

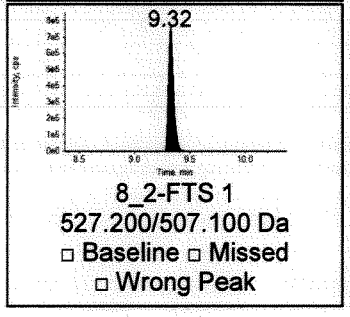

8_2-FTS 1
527.200/507.100 Da
□ Baseline □ Missed
□ Wrong Peak

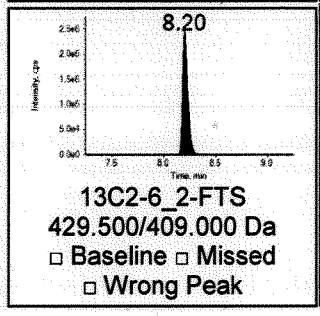

13C2-6_2-FTS
429.500/409.000 Da
□ Baseline □ Missed
□ Wrong Peak

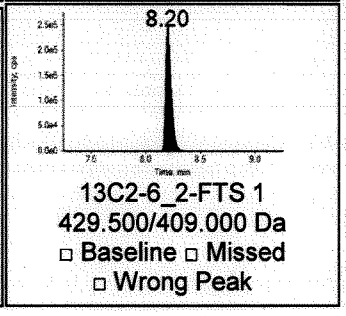

13C2-6_2-FTS 1
429.500/409.000 Da
□ Baseline □ Missed
□ Wrong Peak

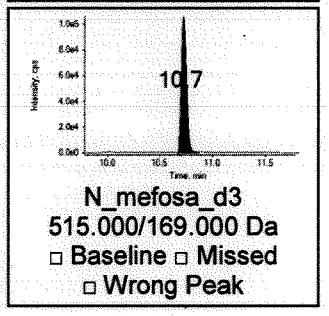

N_mefosa_d3
515.000/169.000 Da
□ Baseline □ Missed
□ Wrong Peak

Ion Ratio Confirmation

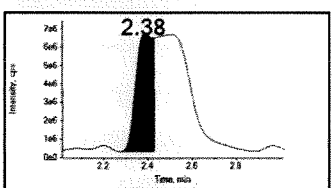

Pfba 2
Mod? No
□ Baseline □ Missed
□ Wrong Peak

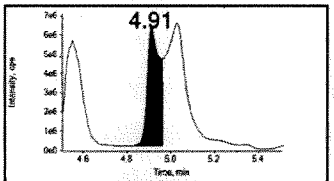

Pfpea 2
Mod? No
□ Baseline □ Missed
□ Wrong Peak

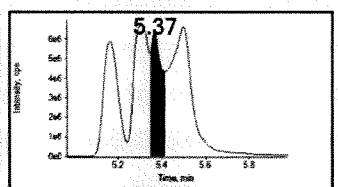

Pfbs 2
Mod? No
□ Baseline □ Missed
□ Wrong Peak

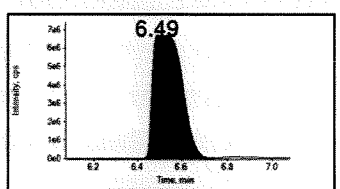

Pfhxa 2
Mod? No
□ Baseline □ Missed
□ Wrong Peak

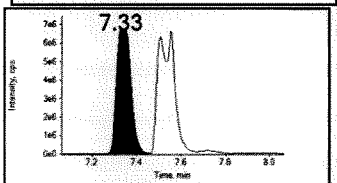

Pfhpa 2
Mod? No
□ Baseline □ Missed
□ Wrong Peak

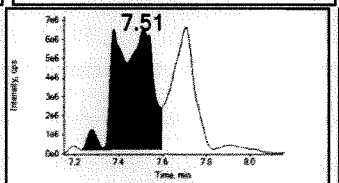

Pfhxs 2
Mod? No
□ Baseline □ Missed
□ Wrong Peak

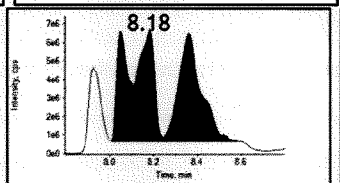

Pfoa 2
Mod? No
□ Baseline □ Missed
□ Wrong Peak

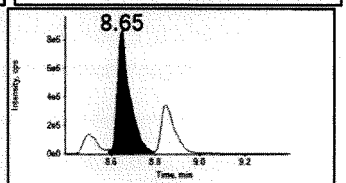

Pfna 2
Mod? No
□ Baseline □ Missed
□ Wrong Peak

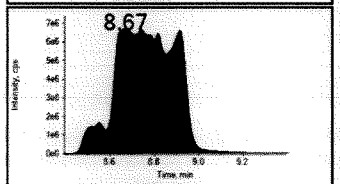

Pfos 2
Mod? No
□ Baseline □ Missed
□ Wrong Peak

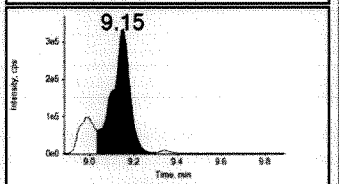

Pfda 2
Mod? No
□ Baseline □ Missed
□ Wrong Peak

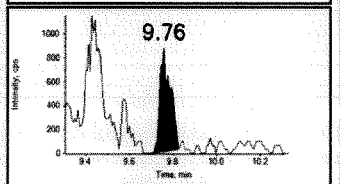

Pfuna 2
Mod? No
□ Baseline □ Missed
□ Wrong Peak

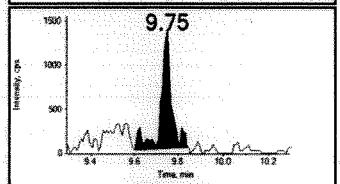

Pfds 2
Mod? No
□ Baseline □ Missed
□ Wrong Peak

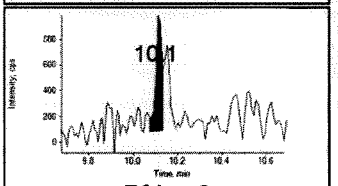

Pfdoa 2
Mod? No
□ Baseline □ Missed
□ Wrong Peak

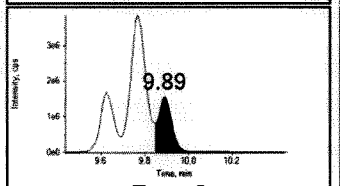

Fosa 2
Mod? No
□ Baseline □ Missed
□ Wrong Peak

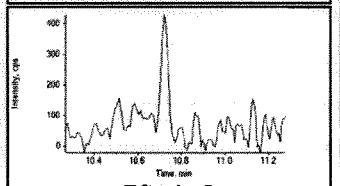

Pfteda 2
Mod? No
□ Baseline □ Missed
□ Wrong Peak

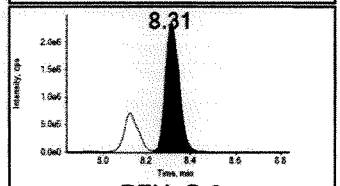

PFHpS 2
Mod? No
□ Baseline □ Missed
□ Wrong Peak

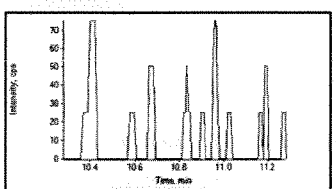

NMeFOSE 2
Mod? No
□ Baseline □ Missed
□ Wrong Peak

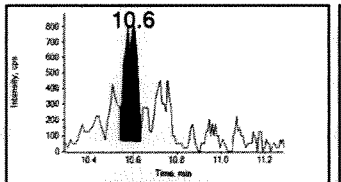

NMeFOSA 2
Mod? No
□ Baseline □ Missed
□ Wrong Peak

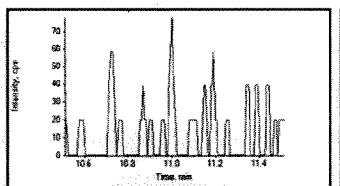

NEtFOSE 2
Mod? No
□ Baseline □ Missed
□ Wrong Peak

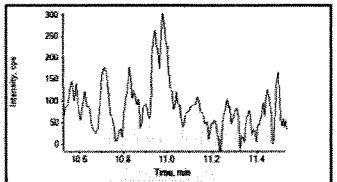

NEtFOSA 2
Mod? No
□ Baseline □ Missed
□ Wrong Peak

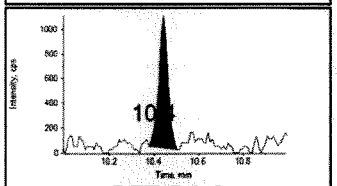

PFTrDA 2
Mod? No
□ Baseline □ Missed
□ Wrong Peak

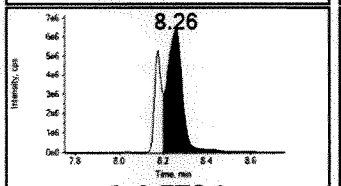

6_2-FTS 2
Mod? No
□ Baseline □ Missed
□ Wrong Peak

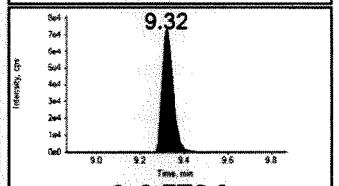

8_2-FTS 2
Mod? No
□ Baseline □ Missed
□ Wrong Peak

MM

Project	CAS Methods\PFAS
Data File	052416\1023.wiff
Result Table	052416_IS.rdb
Instrument Name	LCMS03

Narrate instrument IS. used due to pill.

Sample Name	K1603420-005 2,000X	Injection Volume	10
Acquisition Date	5/24/2016 8:13:55 PM	Sample Type	Unknown
Acquisition Method	PFAS.dam	Dilution Factor	1.00
Injection Vial	36	Weight to Volume	0.00

Results Summary

Analyte Name	IS Name	IS Area	Analyte RT (Exp RT)	Analyte Area	Calc. Conc (ng/mL)	Modified?
PFBS 1	d3-N-MeFOSA(IS)	1007400	5.69 (5.69)	7455300	4.3600	No
18O-PFHxS	d3-N-MeFOSA(IS)	1007400	7.84 (7.84)	2396	0.0143	No
13C-PFOA	d3-N-MeFOSA(IS)	1007400	0.00 (8.48)	0	N/A	No
PFOA 1	d3-N-MeFOSA(IS)	1007400	8.48 (8.48)	14798000	43.6000	No
13C-PFOS	d3-N-MeFOSA(IS)	1007400	9.07 (9.07)	1606	0.0014	No
PFOS 1	d3-N-MeFOSA(IS)	1007400	8.90 (9.07)	19193000	18.4000	No

W. pill
8720 ✓
87200.
36806.✓

IRC Summary

Analyte Peak Name	RT (Exp RT)	Area	Modified?	Calc (Exp) MRM Ratio	Ratio Confirms ID
PFBS 2	5.69 (5.69)	3791200	No	0.51 (0.51)	YES
PFOA 2	8.48 (8.48)	14289000	No	0.97 (1.09)	YES
PFOS 2	9.07 (9.07)	2612400	No	0.14 (0.25)	No

Quantitative Peak Review

K1603420-005 2,000X ***No data for Sample ID***

MAY 2 7 2016

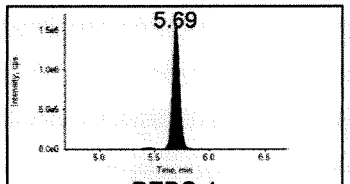

PFBS 1
299.000/80.000 Da
□ Baseline □ Missed
□ Wrong Peak

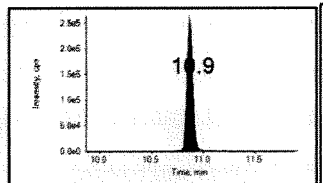

d3-N-MeFOSA(IS)
515.000/169.000 Da
□ Baseline □ Missed
□ Wrong Peak

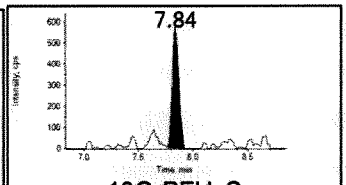

18O-PFHxS
403.000/103.000 Da
□ Baseline □ Missed
□ Wrong Peak

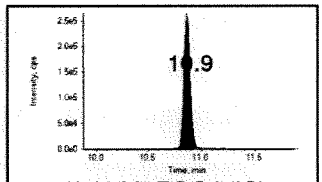

d3-N-MeFOSA(IS)
515.000/169.000 Da
□ Baseline □ Missed
□ Wrong Peak

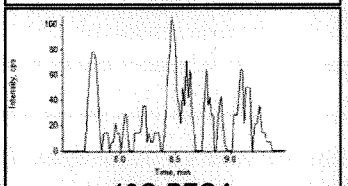
13C-PFOA
417.000/372.000 Da
□ Baseline □ Missed
□ Wrong Peak

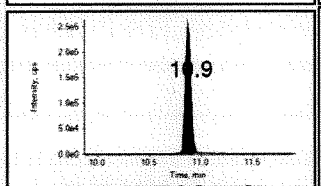

d3-N-MeFOSA(IS)
515.000/169.000 Da
□ Baseline □ Missed
□ Wrong Peak

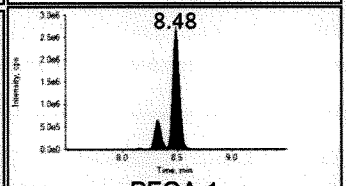

PFOA 1
413.000/169.000 Da
□ Baseline □ Missed
□ Wrong Peak

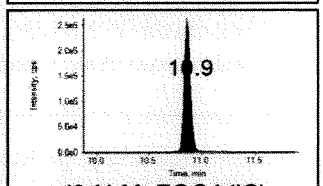

d3-N-MeFOSA(IS)
515.000/169.000 Da
□ Baseline □ Missed
□ Wrong Peak

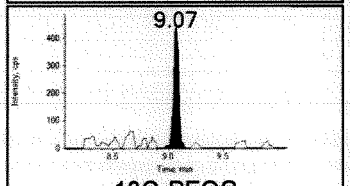

13C-PFOS
503.000/80.000 Da
□ Baseline □ Missed
□ Wrong Peak

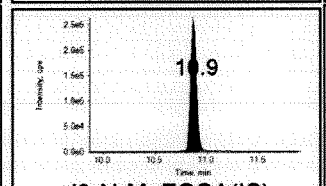

d3-N-MeFOSA(IS)
515.000/169.000 Da
□ Baseline □ Missed
□ Wrong Peak

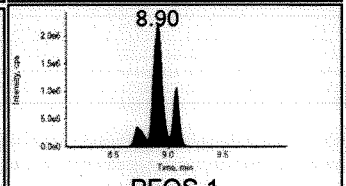

PFOS 1
499.000/80.000 Da
□ Baseline □ Missed
□ Wrong Peak

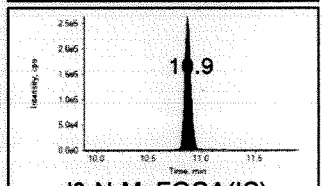

d3-N-MeFOSA(IS)
515.000/169.000 Da
□ Baseline □ Missed
□ Wrong Peak

Ion Ratio Confirmation

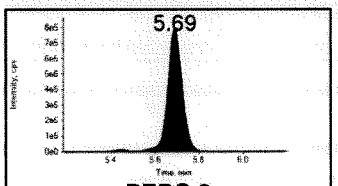

PFBS 2
Mod? No
□ Baseline □ Missed
□ Wrong Peak

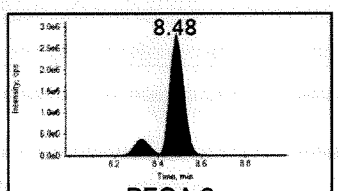

PFOA 2
Mod? No
□ Baseline □ Missed
□ Wrong Peak

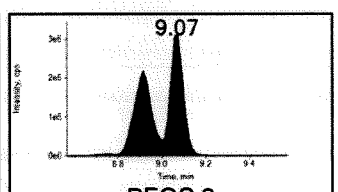

PFOS 2
Mod? No
□ Baseline □ Missed
□ Wrong Peak

Created with Analyst Reporter
Printed: 6/2/2016 6:08 PM

Project	Ewan's Projects\PFCs
Data File	051116\1082.wiff
Result Table	051116.rdb
Instrument Name	LCMS02

Sample Name	K1603420-006	**Injection Volume**	10
Acquisition Date	5/12/2016 11:49:19 AM	**Sample Type**	Unknown
Acquisition Method	PFC_090315 schedule mrm.dam	**Dilution Factor**	1.00
Injection Vial	53	**Weight to Volume**	0.00

Results Summary

* report only

Analyte Name	IS Name	IS Area	Analyte RT (Exp RT)	Analyte Area	Calc. Conc (ng/mL)	Modified?
Pfba 1	13c_pfba	2154383	2.53 (2.53)	14270	0.0390	No
Pfpea 1	13c_pfhxa	3247277	4.97 (4.96)	19808	0.0540	No
* Pfbs 1	18o-pfhs	1039516	5.42 (5.42)	41097	0.0680	No
Pfhxa 1	13c_pfhxa	3247277	6.53 (6.53)	195401	0.3430	No
Pfhpa 1	13c_pfhxa	3247277	7.52 (7.52)	34423	0.0490	No
Pfhxs 1	18o-pfhs	1039516	7.60 (7.60)	551007	0.9410	No
* Pfoa 1	13c-pfoa	2612211	8.25 (8.26)	265119	0.9470 B narrate	No
Pfna 1	13c-pfna	3026755	8.83 (8.84)	3754	0.0060	No
* Pfos 1	13c-pfos	2075182	8.85 (8.85)	2204773	5.7110	No
Pfda 1	13c-pfda	2477137	0.00 (9.33)	0	N/A	No
Pfuna 1	13c-pfuna	454317	9.77 (9.76)	3545	0.0150	No
Pfds 1	13c-pfos	2075182	0.00 (9.75)	0	N/A	No
Pfdoa 1	13c-pfdoda	31523	10.10 (10.10)	2633	0.0090	No
Fosa 1	d5-NEtFOSA	422388	9.75 (9.88)	5965727	12.9130	No
Pfteda 1	13c-pfdoda	31523	10.70 (10.70)	1943	0.0100	No
PFHpS 1	18o-pfhs	1039516	8.29 (8.29)	4408	0.1110	No
NMeFOSE 1	d7-NMeFOSE	662257	0.00 (10.70)	0	N/A	No
NMeFOSA 1	d7-NMeFOSE	662257	0.00 (10.70)	0	N/A	No
NEtFOSE 1	d9-EtFOSE	642528	0.00 (11.00)	0	N/A	No
NEtFOSA 1	d5-NEtFOSA	422388	0.00 (11.00)	0	N/A	No

JUN 0 3 2016

Analyte Name	IS Name	IS Area	Analyte RT (Exp RT)	Analyte Area	Calc. Conc (ng/mL)	Modified?
d9-EtFOSE 1	N_mefosa_d3	428754	11.00 (11.00)	642528	4.5680	No
d5-NEtFOSA 1	N_mefosa_d3	428754	11.00 (11.00)	422388	4.6790	No
d7-NMeFOSE 1	N_mefosa_d3	428754	10.70 (10.70)	662257	6.0610	No
13C_PFBA 1	N_mefosa_d3	428754	2.52 (2.49)	2154383	5.6940	No
13C_PFHXA 1	N_mefosa_d3	428754	6.52 (6.51)	3247277	5.9400	No
13C-PFOA 1	N_mefosa_d3	428754	8.25 (8.24)	2612211	6.1260	No
13C-PFNA 1	N_mefosa_d3	428754	8.84 (8.83)	3026755	6.4190	No
13C-PFOS 1	N_mefosa_d3	428754	8.85 (8.84)	2075182	5.7940	No
13C-PFDA 1	N_mefosa_d3	428754	9.33 (9.33)	2477137	6.0000	No
13C-PFUNA 1	N_mefosa_d3	428754	9.76 (9.75)	454317	5.1930	No
18O-PFHxS 1	N_mefosa_d3	428754	7.60 (7.59)	1039516	5.6170	No
13C-PFDoA 1	N_mefosa_d3	428754	10.10 (10.10)	31514	5.5870	No
PFTrDA 1	13c-pfdoda	31523	0.00 (10.50)	0	N/A	Yes
6_2-FTS 1	13C2-6_2-FTS	48824	8.20 (8.20)	211763	1.1080	No
8_2-FTS 1	13C2-6_2-FTS	48824	9.32 (9.32)	1595	0.0090	No
13C2-6_2-FTS 1	N_mefosa_d3	428754	8.20 (8.19)	48824	5.5090	No

IRC Summary

Analyte Peak Name	RT (Exp RT)	Area	Modified?	Calc (Exp) MRM Ratio	Ratio Confirms ID
Pfba 2	2.52 (2.53)	11941	No	0.84 (0.99)	YES
Pfpea 2	4.97 (4.96)	19249	No	0.97 (1.00)	YES
Pfbs 2	5.42 (5.42)	16908	No	0.41 (0.41)	YES
Pfhxa 2	6.53 (6.53)	16736	No	0.09 (0.09)	YES
Pfhpa 2	7.52 (7.52)	14917	No	0.43 (0.38)	YES
Pfhxs 2	7.61 (7.60)	213399	No	0.39 (0.40)	YES
Pfoa 2	8.25 (8.25)	492083	Yes	1.86 (1.87)	YES
Pfna 2	8.84 (8.84)	1294	No	0.34 (0.28)	No

Analyte Peak Name	RT (Exp RT)	Area	Modified?	Calc (Exp) MRM Ratio	Ratio Confirms ID
Pfos 2	8.85 (8.85)	484388	No	0.22 (0.34)	No
Pfda 2	0.00 (9.33)	0	No	0.00 (0.19)	No
Pfuna 2	0.00 (9.75)	0	No	0.00 (0.33)	No
Pfds 2	0.00 (9.74)	0	No	0.00 (0.29)	No
Pfdoa 2	0.00 (10.10)	0	No	0.00 (0.30)	No
Fosa 2	9.88 (9.88)	78388	No	0.01 (0.03)	No
Pfteda 2	0.00 (10.70)	0	No	0.00 (0.22)	No
PFHpS 2	8.30 (8.29)	1886	No	0.43 (0.41)	YES
NMeFOSE 2	0.00 (10.70)	0	No	0.00 (0.01)	No
NMeFOSA 2	0.00 (10.70)	0	No	0.00 (0.99)	No
NEtFOSE 2	0.00 (11.00)	0	No	0.00 (0.00)	No
NEtFOSA 2	0.00 (11.00)	0	No	0.00 (0.67)	No
PFTrDA 2	0.00 (10.50)	0	No	0.00 (0.22)	No
6_2-FTS 2	8.20 (8.20)	287659	No	1.36 (1.28)	YES
8_2-FTS 2	0.00 (9.32)	0	No	0.00 (0.10)	No

Quantitative Peak Review **K1603420-006** ***No data for Sample ID***

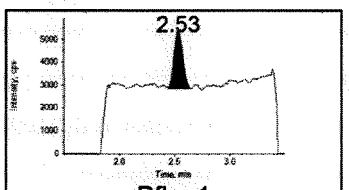

Pfba 1
213.000/169.000 Da
□ Baseline □ Missed
□ Wrong Peak

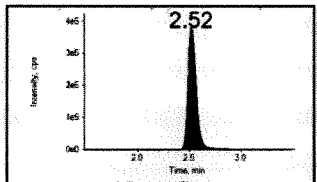

13c_pfba
217.000/172.000 Da
□ Baseline □ Missed
□ Wrong Peak

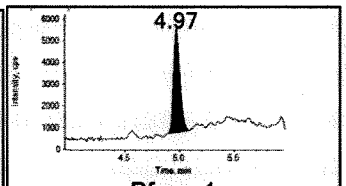

Pfpea 1
263.000/219.000 Da
□ Baseline □ Missed
□ Wrong Peak

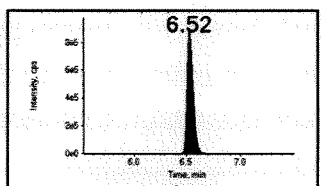

13c_pfhxa
315.000/270.000 Da
□ Baseline □ Missed
□ Wrong Peak

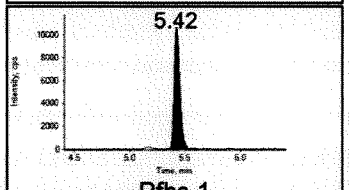

Pfbs 1
299.000/80.000 Da
□ Baseline □ Missed
□ Wrong Peak

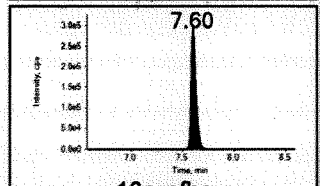

18o-pfhs
403.000/103.000 Da
□ Baseline □ Missed
□ Wrong Peak

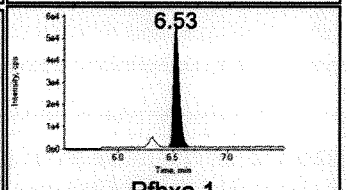

Pfhxa 1
313.000/269.000 Da
□ Baseline □ Missed
□ Wrong Peak

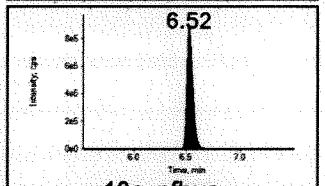

13c_pfhxa
315.000/270.000 Da
□ Baseline □ Missed
□ Wrong Peak

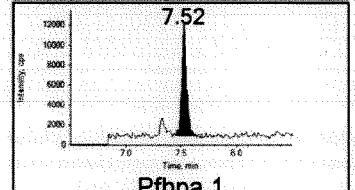

Pfhpa 1
363.000/319.000 Da
□ Baseline □ Missed
□ Wrong Peak

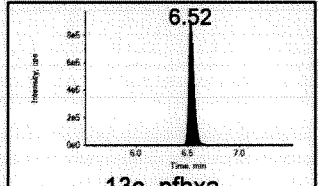

13c_pfhxa
315.000/270.000 Da
□ Baseline □ Missed
□ Wrong Peak

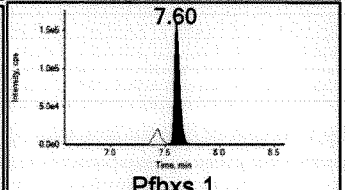

Pfhxs 1
399.000/80.000 Da
□ Baseline □ Missed
□ Wrong Peak

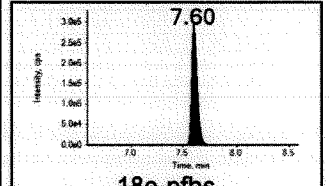

18o-pfhs
403.000/103.000 Da
□ Baseline □ Missed
□ Wrong Peak

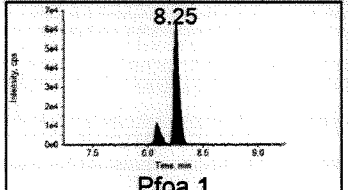

Pfoa 1
413.000/169.000 Da
□ Baseline □ Missed
□ Wrong Peak

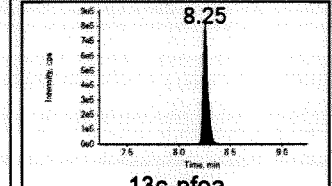

13c-pfoa
417.000/372.000 Da
□ Baseline □ Missed
□ Wrong Peak

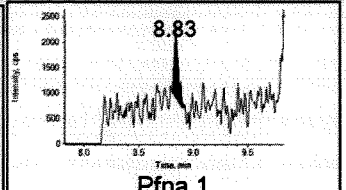

Pfna 1
463.000/419.000 Da
□ Baseline □ Missed
□ Wrong Peak

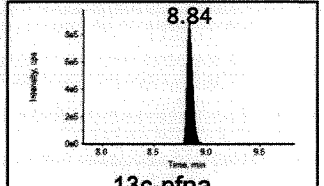

13c-pfna
468.000/423.000 Da
□ Baseline □ Missed
□ Wrong Peak

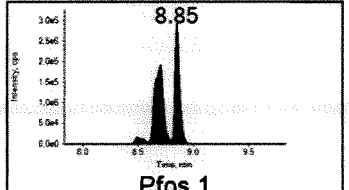

Pfos 1
499.000/80.000 Da
□ Baseline □ Missed
□ Wrong Peak

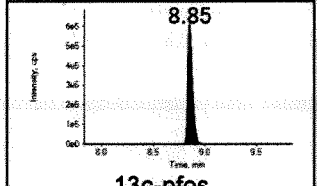

13c-pfos
503.000/80.000 Da
□ Baseline □ Missed
□ Wrong Peak

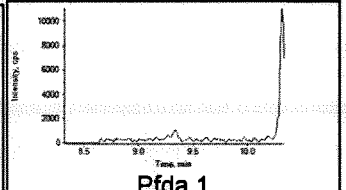

Pfda 1
513.000/469.000 Da
□ Baseline □ Missed
□ Wrong Peak

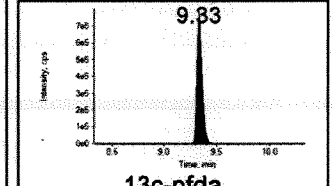

13c-pfda
515.000/470.000 Da
□ Baseline □ Missed
□ Wrong Peak

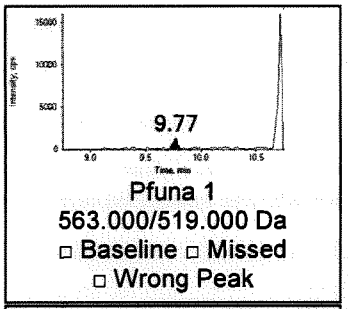

Pfuna 1
563.000/519.000 Da
□ Baseline □ Missed
□ Wrong Peak

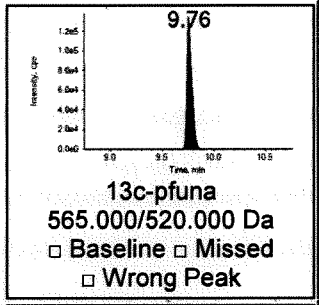

13c-pfuna
565.000/520.000 Da
□ Baseline □ Missed
□ Wrong Peak

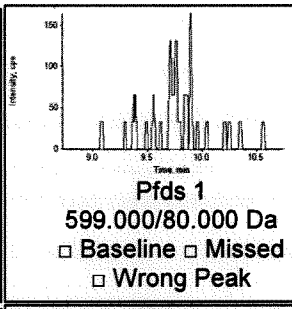

Pfds 1
599.000/80.000 Da
□ Baseline □ Missed
□ Wrong Peak

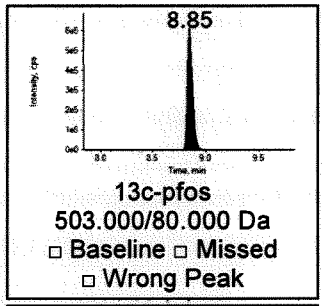

13c-pfos
503.000/80.000 Da
□ Baseline □ Missed
□ Wrong Peak

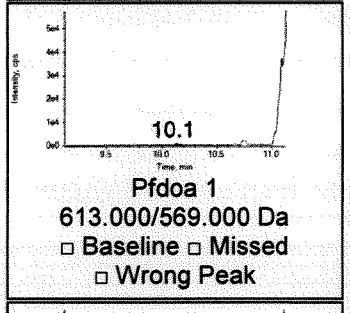

Pfdoa 1
613.000/569.000 Da
□ Baseline □ Missed
□ Wrong Peak

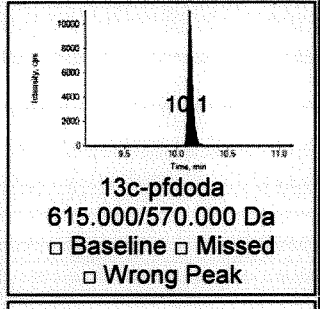

13c-pfdoda
615.000/570.000 Da
□ Baseline □ Missed
□ Wrong Peak

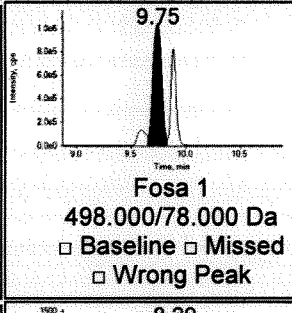

Fosa 1
498.000/78.000 Da
□ Baseline □ Missed
□ Wrong Peak

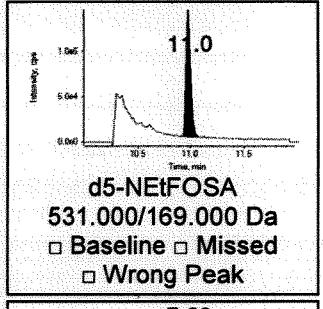

d5-NEtFOSA
531.000/169.000 Da
□ Baseline □ Missed
□ Wrong Peak

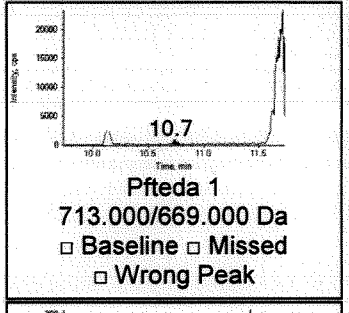

Pfteda 1
713.000/669.000 Da
□ Baseline □ Missed
□ Wrong Peak

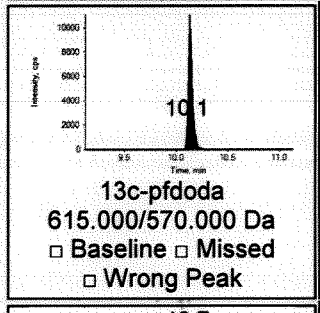

13c-pfdoda
615.000/570.000 Da
□ Baseline □ Missed
□ Wrong Peak

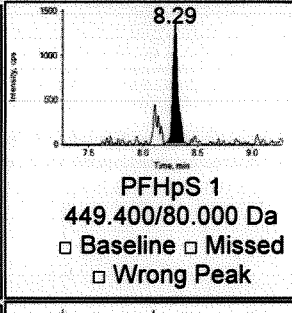

PFHpS 1
449.400/80.000 Da
□ Baseline □ Missed
□ Wrong Peak

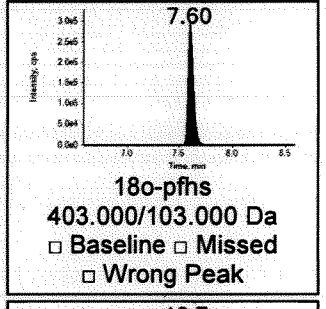

18o-pfhs
403.000/103.000 Da
□ Baseline □ Missed
□ Wrong Peak

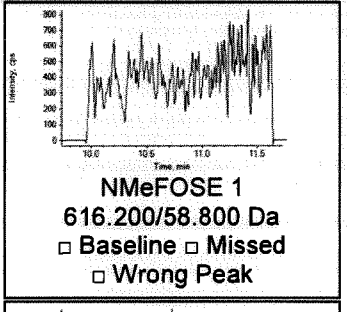

NMeFOSE 1
616.200/58.800 Da
□ Baseline □ Missed
□ Wrong Peak

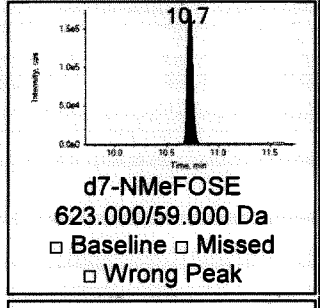

d7-NMeFOSE
623.000/59.000 Da
□ Baseline □ Missed
□ Wrong Peak

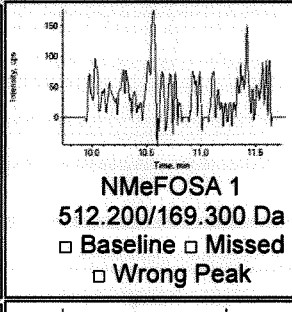

NMeFOSA 1
512.200/169.300 Da
□ Baseline □ Missed
□ Wrong Peak

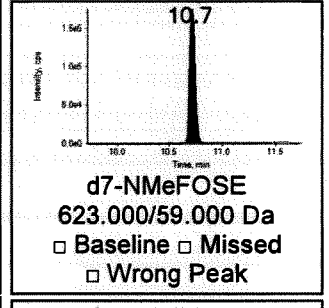

d7-NMeFOSE
623.000/59.000 Da
□ Baseline □ Missed
□ Wrong Peak

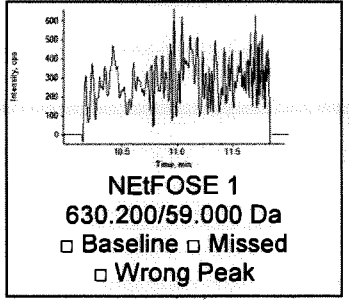

NEtFOSE 1
630.200/59.000 Da
□ Baseline □ Missed
□ Wrong Peak

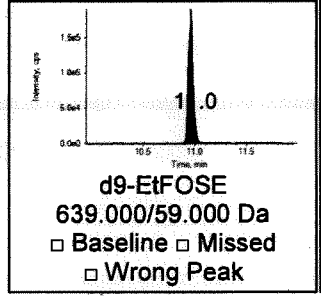

d9-EtFOSE
639.000/59.000 Da
□ Baseline □ Missed
□ Wrong Peak

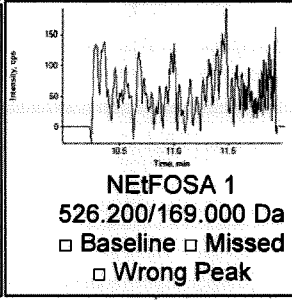

NEtFOSA 1
526.200/169.000 Da
□ Baseline □ Missed
□ Wrong Peak

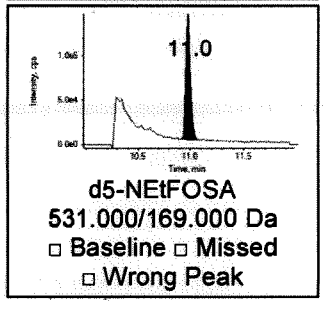

d5-NEtFOSA
531.000/169.000 Da
□ Baseline □ Missed
□ Wrong Peak

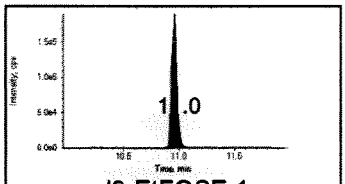

d9-EtFOSE 1
639.000/59.000 Da
□ Baseline □ Missed
□ Wrong Peak

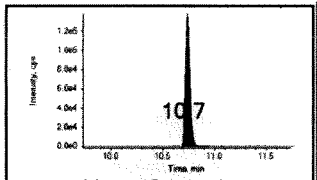

N_mefosa_d3
515.000/169.000 Da
□ Baseline □ Missed
□ Wrong Peak

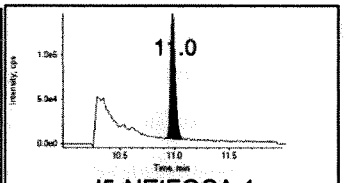

d5-NEtFOSA 1
531.000/169.000 Da
□ Baseline □ Missed
□ Wrong Peak

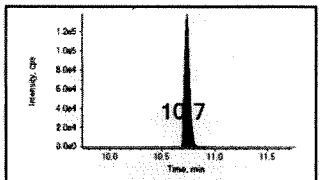

N_mefosa_d3
515.000/169.000 Da
□ Baseline □ Missed
□ Wrong Peak

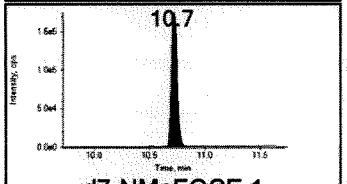

d7-NMeFOSE 1
623.000/59.000 Da
□ Baseline □ Missed
□ Wrong Peak

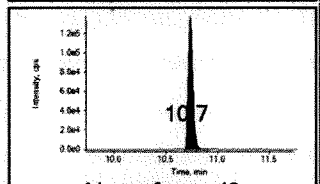

N_mefosa_d3
515.000/169.000 Da
□ Baseline □ Missed
□ Wrong Peak

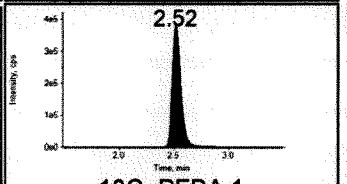

13C_PFBA 1
217.000/172.000 Da
□ Baseline □ Missed
□ Wrong Peak

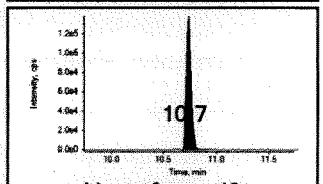

N_mefosa_d3
515.000/169.000 Da
□ Baseline □ Missed
□ Wrong Peak

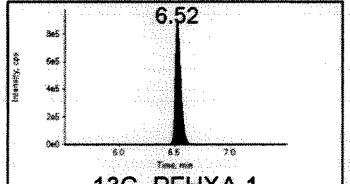

13C_PFHXA 1
315.000/270.000 Da
□ Baseline □ Missed
□ Wrong Peak

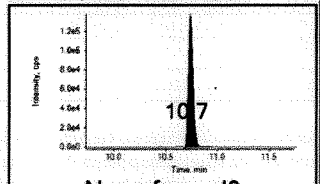

N_mefosa_d3
515.000/169.000 Da
□ Baseline □ Missed
□ Wrong Peak

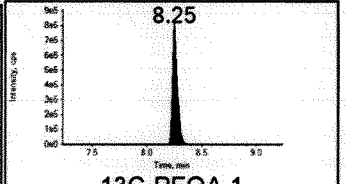

13C-PFOA 1
417.000/372.000 Da
□ Baseline □ Missed
□ Wrong Peak

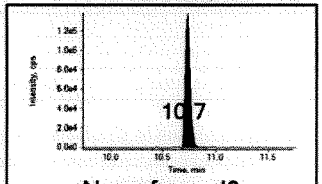

N_mefosa_d3
515.000/169.000 Da
□ Baseline □ Missed
□ Wrong Peak

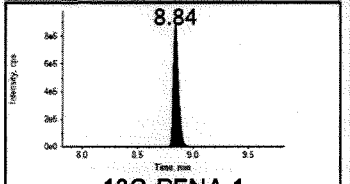

13C-PFNA 1
468.000/423.000 Da
□ Baseline □ Missed
□ Wrong Peak

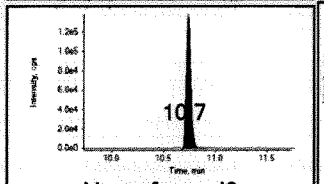

N_mefosa_d3
515.000/169.000 Da
□ Baseline □ Missed
□ Wrong Peak

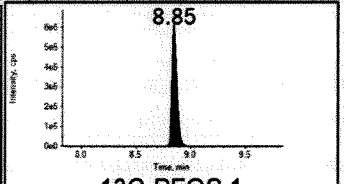

13C-PFOS 1
503.000/80.000 Da
□ Baseline □ Missed
□ Wrong Peak

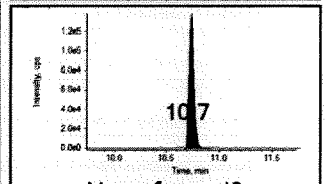

N_mefosa_d3
515.000/169.000 Da
□ Baseline □ Missed
□ Wrong Peak

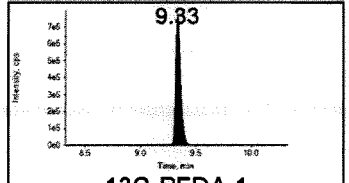

13C-PFDA 1
515.000/470.000 Da
□ Baseline □ Missed
□ Wrong Peak

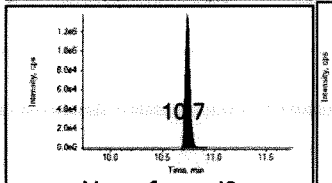

N_mefosa_d3
515.000/169.000 Da
□ Baseline □ Missed
□ Wrong Peak

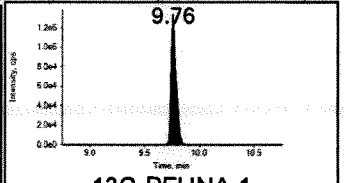

13C-PFUNA 1
565.000/520.000 Da
□ Baseline □ Missed
□ Wrong Peak

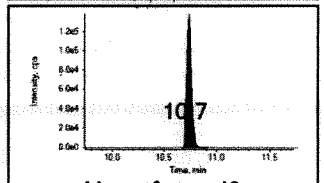

N_mefosa_d3
515.000/169.000 Da
□ Baseline □ Missed
□ Wrong Peak

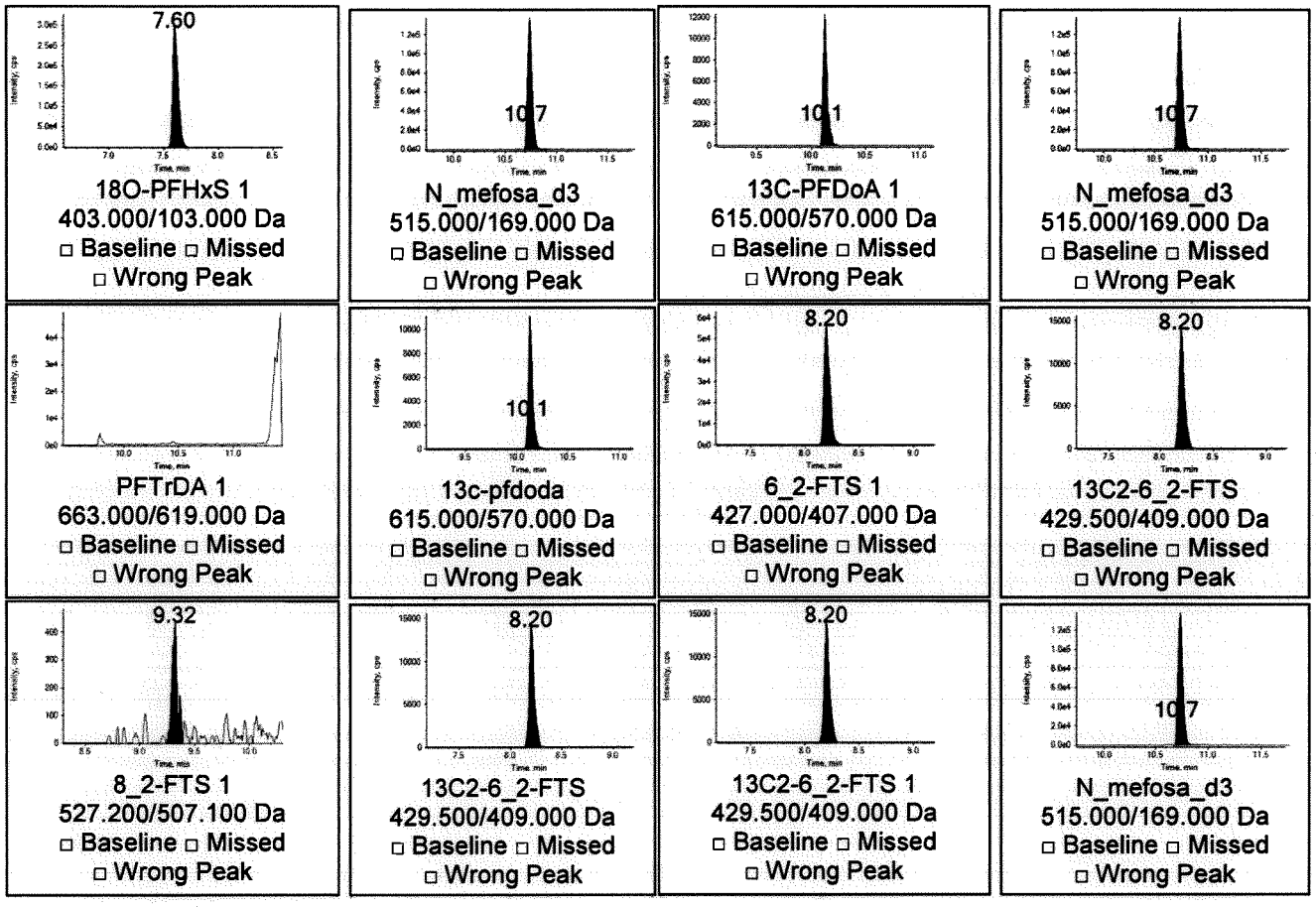

Ion Ratio Confirmation

	File Name	Sample Type	Analyte Peak Name	Analyte Peak Area (counts)	Analyte Concentration (ng/mL)	Analyte Retention Time (min)	IS Peak Name	IS Peak Area (counts)	IS Concentration (ng/mL)
4433	051116\1082.wiff	Unknown	Pfhxa 2	16736.	N/A	6.53	13c_pfhxa	3247300.	5.0000
4434	051116\1082.wiff	Unknown	Pfhpa 1	34423.	N/A	7.52	13c_pfhxa	3247300.	5.0000
4435	051116\1082.wiff	Unknown	Pfhpa 2	14917.	N/A	7.52	13c_pfhxa	3247300.	5.0000
4436	051116\1082.wiff	Unknown	Pfhxs 1	551010.	N/A	7.60	18o-pfhs	1039500.	5.0000
4437	051116\1082.wiff	Unknown	Pfhxs 2	213400.	N/A	7.61	18o-pfhs	1039500.	5.0000
4438	051116\1082.wiff	Unknown	Pfoa 1	265120.	N/A	8.25	13c-pfoa	2612200.	5.0000
4439	051116\1082.wiff	Unknown	Pfoa 2	440120.	N/A	8.25	13c-pfoa	2612200.	5.0000
4440	051116\1082.wiff	Unknown	Pfna 1	3753.6	N/A	8.83	13c-pfna	3026800.	5.0000
4441	051116\1082.wiff	Unknown	Pfna 2	1293.8	N/A	8.84	13c-pfna	3026800.	5.0000
4442	051116\1082.wiff	Unknown	Pfos 1	2204800.	N/A	8.85	13c-pfos	2075200.	5.0000
4443	051116\1082.wiff	Unknown	Pfos 2	484390.	N/A	8.85	13c-pfos	2075200.	5.0000
4444	051116\1082.wiff	Unknown	Pfda 1	0.0000	N/A	0.00	13c-pfda	2477100.	5.0000
4445	051116\1082.wiff	Unknown	Pfda 2	0.0000	N/A	0.00	13c-pfda	2477100.	5.0000
4446	051116\1082.wiff	Unknown	Pfuna 1	3545.3	N/A	9.77	13c-pfuna	454320.	5.0000

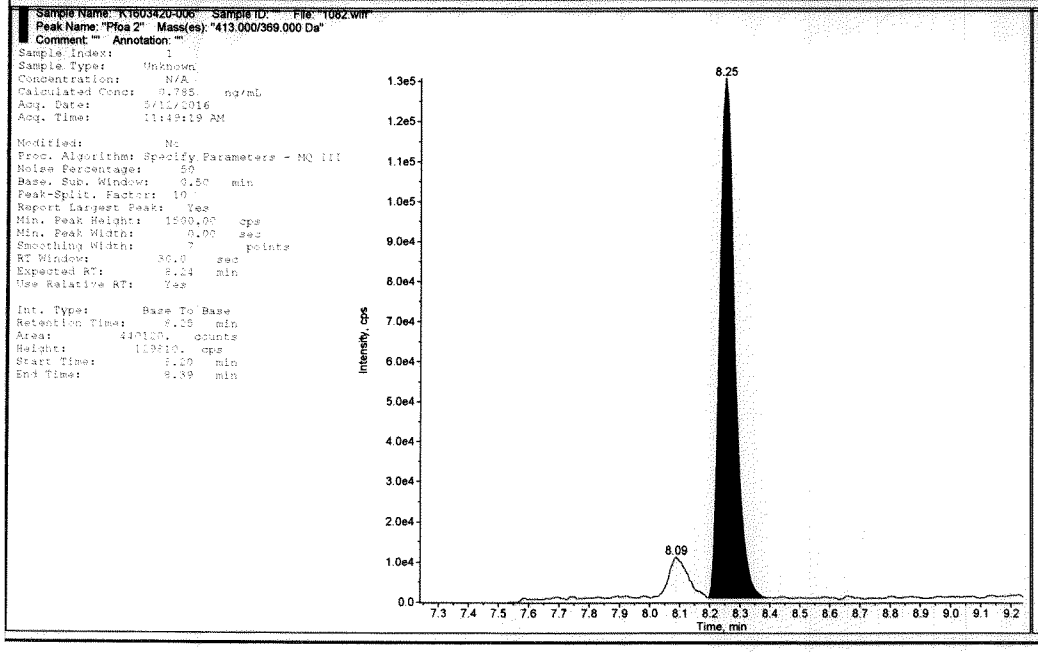

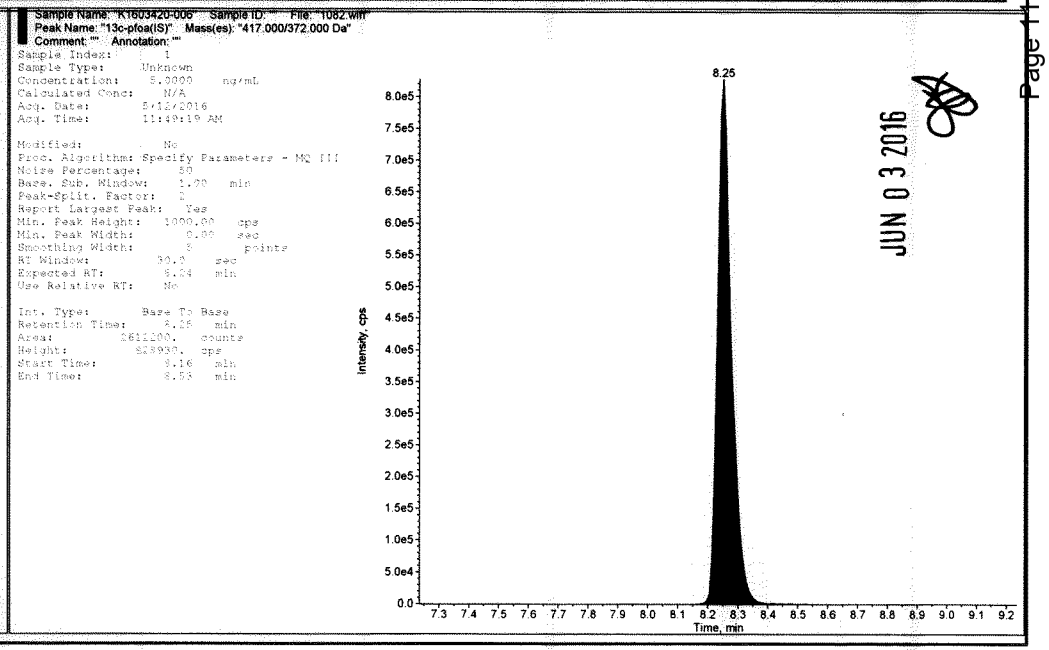

JUN 0 3 2016

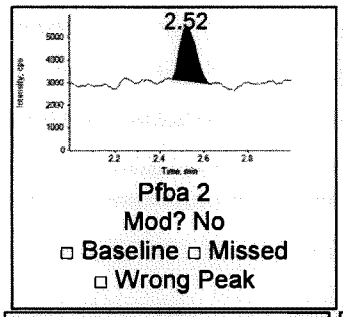

Pfba 2
Mod? No
□ Baseline □ Missed
□ Wrong Peak

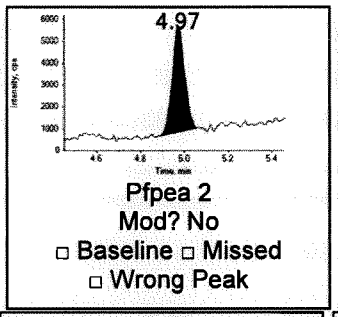

Pfpea 2
Mod? No
□ Baseline □ Missed
□ Wrong Peak

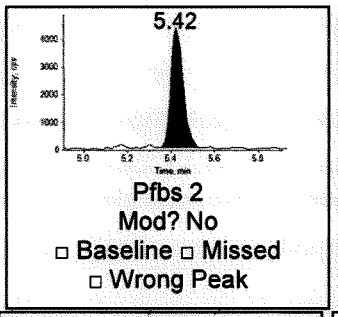

Pfbs 2
Mod? No
□ Baseline □ Missed
□ Wrong Peak

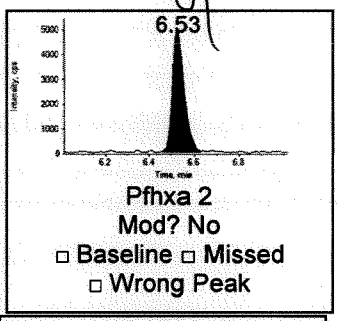

Pfhxa 2
Mod? No
□ Baseline □ Missed
□ Wrong Peak

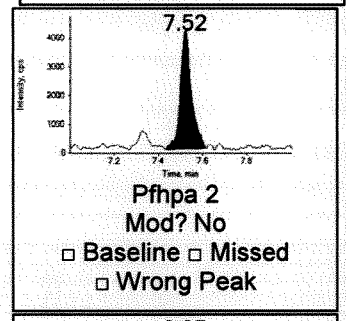

Pfhpa 2
Mod? No
□ Baseline □ Missed
□ Wrong Peak

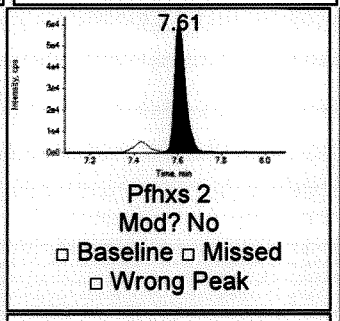

Pfhxs 2
Mod? No
□ Baseline □ Missed
□ Wrong Peak

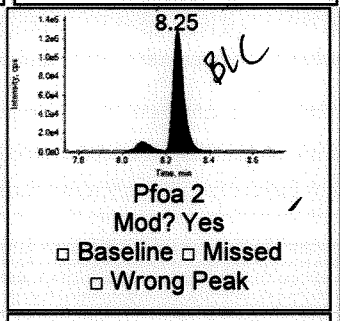

Pfoa 2
Mod? Yes
□ Baseline □ Missed
□ Wrong Peak

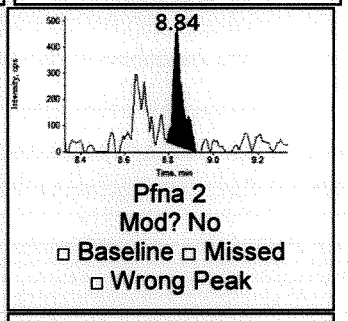

Pfna 2
Mod? No
□ Baseline □ Missed
□ Wrong Peak

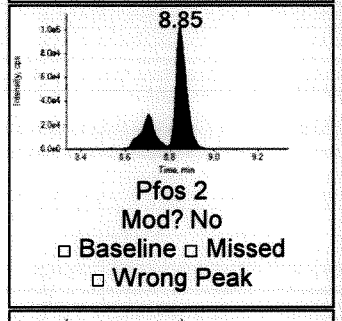

Pfos 2
Mod? No
□ Baseline □ Missed
□ Wrong Peak

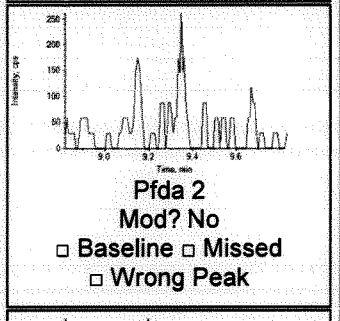

Pfda 2
Mod? No
□ Baseline □ Missed
□ Wrong Peak

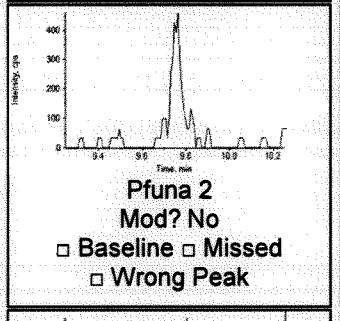

Pfuna 2
Mod? No
□ Baseline □ Missed
□ Wrong Peak

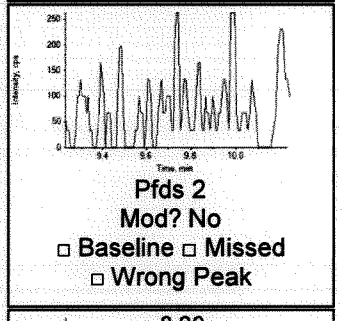

Pfds 2
Mod? No
□ Baseline □ Missed
□ Wrong Peak

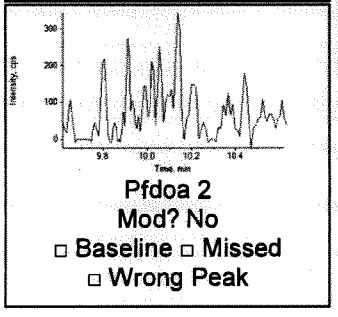

Pfdoa 2
Mod? No
□ Baseline □ Missed
□ Wrong Peak

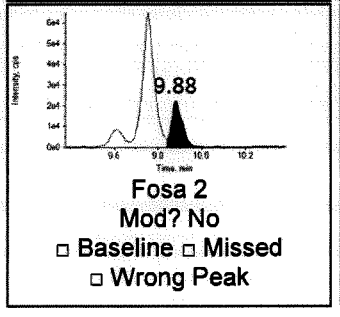

Fosa 2
Mod? No
□ Baseline □ Missed
□ Wrong Peak

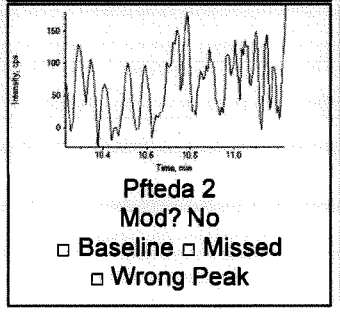

Pfteda 2
Mod? No
□ Baseline □ Missed
□ Wrong Peak

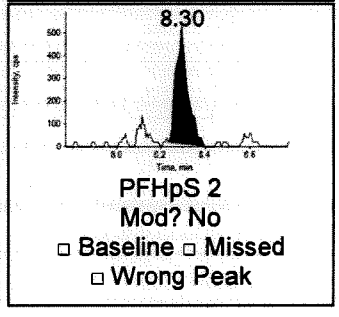

PFHpS 2
Mod? No
□ Baseline □ Missed
□ Wrong Peak

JUN 0 3 2016

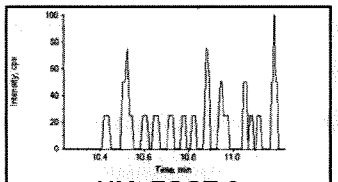

NMeFOSE 2
Mod? No
□ Baseline □ Missed
□ Wrong Peak

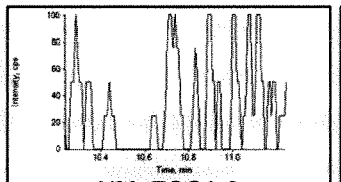

NMeFOSA 2
Mod? No
□ Baseline □ Missed
□ Wrong Peak

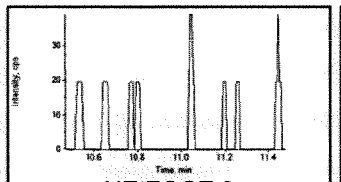

NEtFOSE 2
Mod? No
□ Baseline □ Missed
□ Wrong Peak

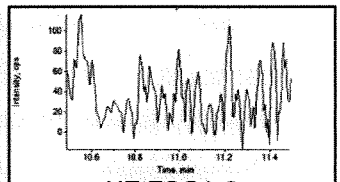

NEtFOSA 2
Mod? No
□ Baseline □ Missed
□ Wrong Peak

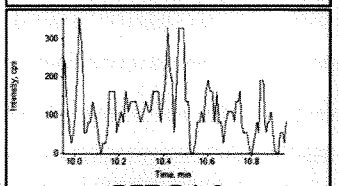

PFTrDA 2
Mod? No
□ Baseline □ Missed
□ Wrong Peak

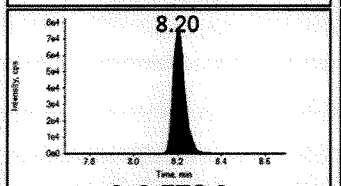

6_2-FTS 2
Mod? No
□ Baseline □ Missed
□ Wrong Peak

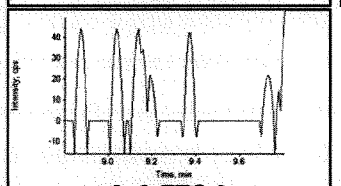

8_2-FTS 2
Mod? No
□ Baseline □ Missed
□ Wrong Peak

Project	Ewan's Projects\PFCs
Data File	051116\1083.wiff
Result Table	051116.rdb
Instrument Name	LCMS02

Sample Name	K1603420-007	Injection Volume	10
Acquisition Date	5/12/2016 12:07:08 PM	Sample Type	Unknown
Acquisition Method	PFC_090315 schedule mrm.dam	Dilution Factor	1.00
Injection Vial	54	Weight to Volume	0.00

Results Summary

Analyte Name	IS Name	IS Area	Analyte RT (Exp RT)	Analyte Area	Calc. Conc (ng/mL)	Modified?
Pfba 1	13c_pfba	1732500	2.53 (2.53)	153402	0.5180	No
Pfpea 1	13c_pfhxa	2701669	4.98 (4.97)	247652	0.8050	No
Pfbs 1	18o-pfhs	837091	5.43 (5.43)	753098	1.5580	No
Pfhxa 1	13c_pfhxa	2701669	6.54 (6.54)	1986234	4.1880	No
Pfhpa 1	13c_pfhxa	2701669	7.53 (7.53)	362588	0.6170	No
Pfhxs 1	18o-pfhs	837091	7.61 (7.61)	4379078	9.2840	No
Pfoa 1	13c-pfoa	2121613	8.26 (8.27)	3149794	13.8490	No
Pfna 1	13c-pfna	2357247	8.84 (8.84)	17832	0.0400	No
Pfos 1	13c-pfos	1745592	8.70 (8.85)	6924710	21.3220	No
Pfda 1	13c-pfda	2033418	0.00 (9.34)	0	N/A	No
Pfuna 1	13c-pfuna	421664	9.75 (9.76)	3924	0.0170	No
Pfds 1	13c-pfos	1745592	0.00 (9.75)	0	N/A	No
Pfdoa 1	13c-pfdoda	25139	10.20 (10.10)	1924	0.0080	No
Fosa 1	d5-NEtFOSA	344734	9.73 (9.89)	2852622	7.5650	No
Pfteda 1	13c-pfdoda	25139	10.70 (10.70)	925	0.0060	No
PFHpS 1	18o-pfhs	837091	8.29 (8.29)	29399	0.9180	No
NMeFOSE 1	d7-NMeFOSE	569863	0.00 (10.70)	0	N/A	No
NMeFOSA 1	d7-NMeFOSE	569863	0.00 (10.70)	0	N/A	No
NEtFOSE 1	d9-EtFOSE	590658	0.00 (11.00)	0	N/A	No
NEtFOSA 1	d5-NEtFOSA	344734	0.00 (11.00)	0	N/A	No

JUN 0 3 2016

Analyte Name	IS Name	IS Area	Analyte RT (Exp RT)	Analyte Area	Calc. Conc (ng/mL)	Modified?
d9-EtFOSE 1	N_mefosa_d3	407203	11.00 (11.00)	590658	4.4220	No
d5-NEtFOSA 1	N_mefosa_d3	407203	11.00 (11.00)	344734	4.0210	No
d7-NMeFOSE 1	N_mefosa_d3	407203	10.70 (10.70)	569863	5.4910	No
13C_PFBA 1	N_mefosa_d3	407203	2.52 (2.49)	1732500	4.8210	No
13C_PFHXA 1	N_mefosa_d3	407203	6.54 (6.52)	2701669	5.2030	No
13C-PFOA 1	N_mefosa_d3	407203	8.26 (8.24)	2121613	5.2390	No
13C-PFNA 1	N_mefosa_d3	407203	8.85 (8.83)	2357247	5.2640	No
13C-PFOS 1	N_mefosa_d3	407203	8.85 (8.84)	1745592	5.1320	No
13C-PFDA 1	N_mefosa_d3	407203	9.34 (9.33)	2033418	5.1860	No
13C-PFUNA 1	N_mefosa_d3	407203	9.76 (9.76)	421664	5.0750	No
18O-PFHxS 1	N_mefosa_d3	407203	7.61 (7.59)	837091	4.7630	No
13C-PFDoA 1	N_mefosa_d3	407203	10.10 (10.10)	25117	4.6890	No
PFTrDA 1	13c-pfdoda	25139	0.00 (10.50)	0	N/A	No
6_2-FTS 1	13C2-6_2-FTS	37793	8.21 (8.20)	846952	6.4050	No
8_2-FTS 1	13C2-6_2-FTS	37793	9.32 (9.32)	1725	0.0130	No
13C2-6_2-FTS 1	N_mefosa_d3	407203	8.20 (8.20)	37793	4.4900	No

IRC Summary

Analyte Peak Name	RT (Exp RT)	Area	Modified?	Calc (Exp) MRM Ratio	Ratio Confirms ID
Pfba 2	2.52 (2.52)	151554	No	0.99 (0.99)	YES
Pfpea 2	4.97 (4.97)	251323	No	1.01 (1.00)	YES
Pfbs 2	5.43 (5.43)	303200	No	0.40 (0.41)	YES
Pfhxa 2	6.54 (6.54)	177612	No	0.09 (0.09)	YES
Pfhpa 2	7.53 (7.53)	132530	No	0.37 (0.38)	YES
Pfhxs 2	7.61 (7.61)	1790579	No	0.41 (0.40)	YES
Pfoa 2	8.26 (8.26)	5697555	No	1.81 (1.87)	YES
Pfna 2	8.84 (8.85)	5612	No	0.31 (0.28)	YES

Analyte Peak Name	RT (Exp RT)	Area	Modified?	Calc (Exp) MRM Ratio	Ratio Confirms ID
Pfos 2	8.86 (8.85)	1357459	No	0.20 (0.34)	No
Pfda 2	9.14 (9.33)	1589	No	0.00 (0.19)	No
Pfuna 2	0.00 (9.76)	0	No	0.00 (0.33)	No
Pfds 2	0.00 (9.75)	0	No	0.00 (0.29)	No
Pfdoa 2	0.00 (10.10)	0	No	0.00 (0.30)	No
Fosa 2	9.89 (9.89)	26486	No	0.01 (0.03)	No
Pfteda 2	0.00 (10.70)	0	No	0.00 (0.22)	No
PFHpS 2	8.29 (8.30)	7890	No	0.27 (0.41)	No
NMeFOSE 2	0.00 (10.70)	0	No	0.00 (0.01)	No
NMeFOSA 2	0.00 (10.70)	0	No	0.00 (0.99)	No
NEtFOSE 2	0.00 (11.00)	0	No	0.00 (0.00)	No
NEtFOSA 2	0.00 (11.00)	0	No	0.00 (0.67)	No
PFTrDA 2	0.00 (10.50)	0	No	0.00 (0.22)	No
6_2-FTS 2	8.21 (8.20)	994016	No	1.17 (1.28)	YES
8_2-FTS 2	9.31 (9.32)	182	No	0.11 (0.10)	YES

Quantitative Peak Review **K1603420-007** ***No data for Sample ID***

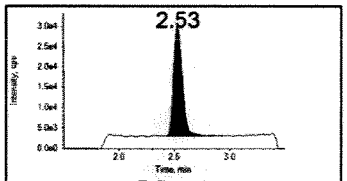

Pfba 1
213.000/169.000 Da
□ Baseline □ Missed
□ Wrong Peak

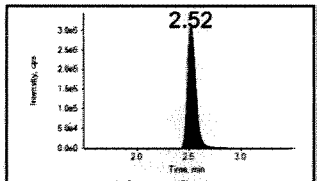

13c_pfba
217.000/172.000 Da
□ Baseline □ Missed
□ Wrong Peak

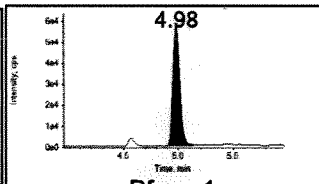

Pfpea 1
263.000/219.000 Da
□ Baseline □ Missed
□ Wrong Peak

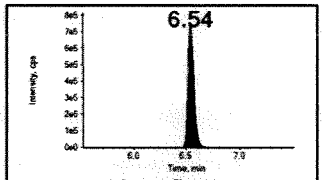

13c_pfhxa
315.000/270.000 Da
□ Baseline □ Missed
□ Wrong Peak

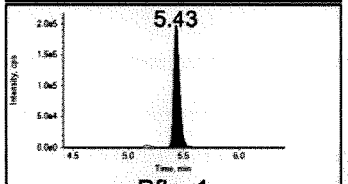

Pfbs 1
299.000/80.000 Da
□ Baseline □ Missed
□ Wrong Peak

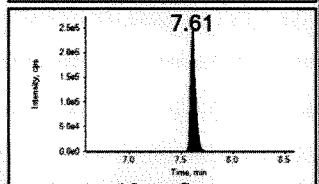

18o-pfhs
403.000/103.000 Da
□ Baseline □ Missed
□ Wrong Peak

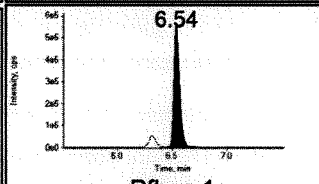

Pfhxa 1
313.000/269.000 Da
□ Baseline □ Missed
□ Wrong Peak

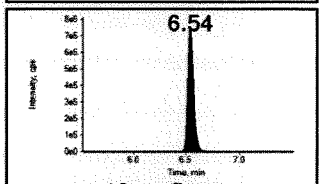

13c_pfhxa
315.000/270.000 Da
□ Baseline □ Missed
□ Wrong Peak

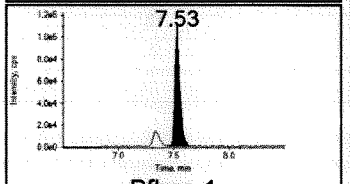

Pfhpa 1
363.000/319.000 Da
□ Baseline □ Missed
□ Wrong Peak

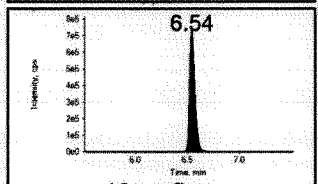

13c_pfhxa
315.000/270.000 Da
□ Baseline □ Missed
□ Wrong Peak

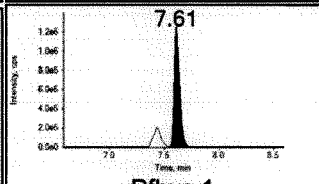

Pfhxs 1
399.000/80.000 Da
□ Baseline □ Missed
□ Wrong Peak

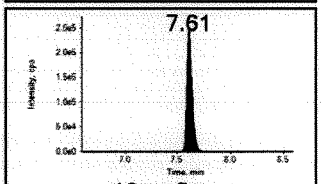

18o-pfhs
403.000/103.000 Da
□ Baseline □ Missed
□ Wrong Peak

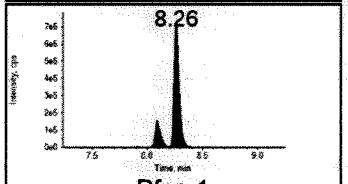

Pfoa 1
413.000/169.000 Da
□ Baseline □ Missed
□ Wrong Peak

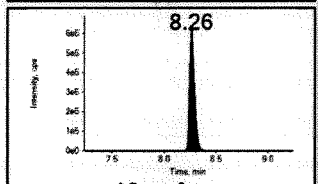

13c-pfoa
417.000/372.000 Da
□ Baseline □ Missed
□ Wrong Peak

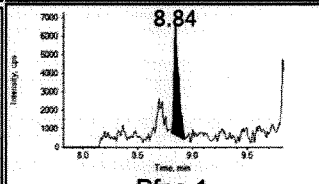

Pfna 1
463.000/419.000 Da
□ Baseline □ Missed
□ Wrong Peak

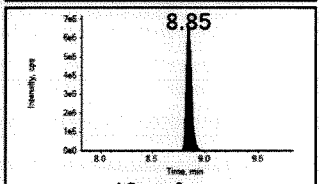

13c-pfna
468.000/423.000 Da
□ Baseline □ Missed
□ Wrong Peak

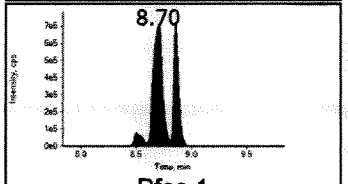

Pfos 1
499.000/80.000 Da
□ Baseline □ Missed
□ Wrong Peak

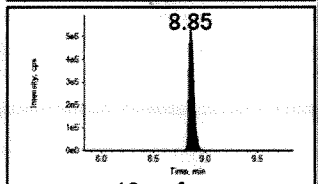

13c-pfos
503.000/80.000 Da
□ Baseline □ Missed
□ Wrong Peak

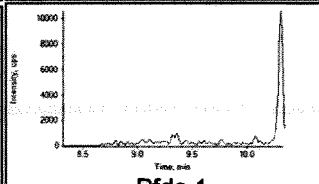

Pfda 1
513.000/469.000 Da
□ Baseline □ Missed
□ Wrong Peak

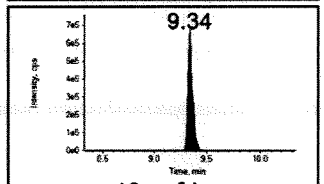

13c-pfda
515.000/470.000 Da
□ Baseline □ Missed
□ Wrong Peak

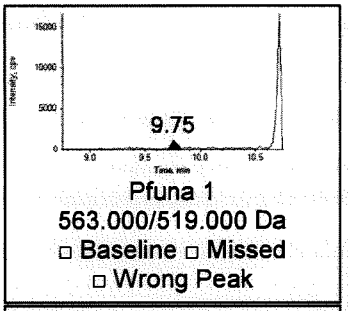

Pfuna 1
563.000/519.000 Da
□ Baseline □ Missed
□ Wrong Peak

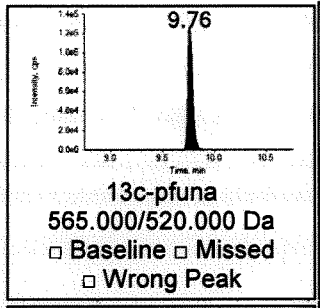

13c-pfuna
565.000/520.000 Da
□ Baseline □ Missed
□ Wrong Peak

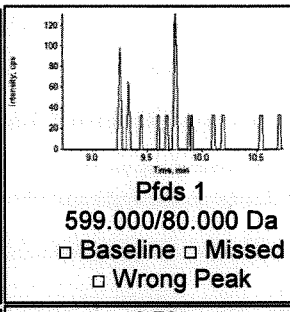

Pfds 1
599.000/80.000 Da
□ Baseline □ Missed
□ Wrong Peak

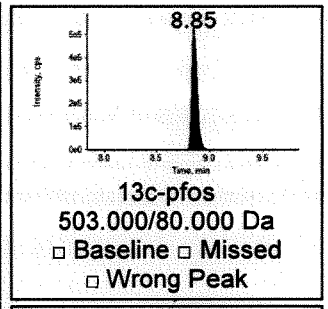

13c-pfos
503.000/80.000 Da
□ Baseline □ Missed
□ Wrong Peak

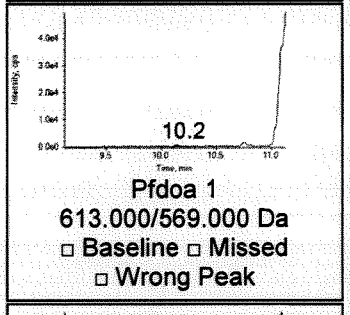

Pfdoa 1
613.000/569.000 Da
□ Baseline □ Missed
□ Wrong Peak

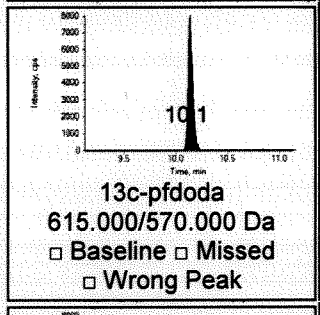

13c-pfdoda
615.000/570.000 Da
□ Baseline □ Missed
□ Wrong Peak

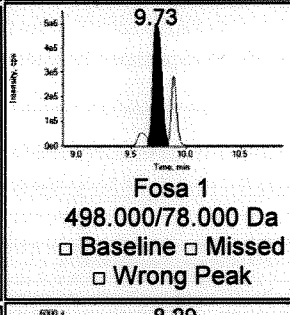

Fosa 1
498.000/78.000 Da
□ Baseline □ Missed
□ Wrong Peak

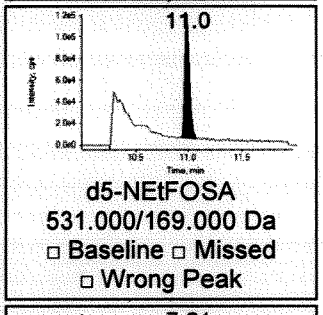

d5-NEtFOSA
531.000/169.000 Da
□ Baseline □ Missed
□ Wrong Peak

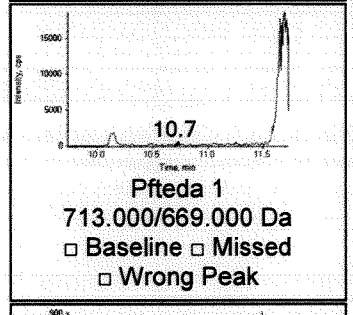

Pfteda 1
713.000/669.000 Da
□ Baseline □ Missed
□ Wrong Peak

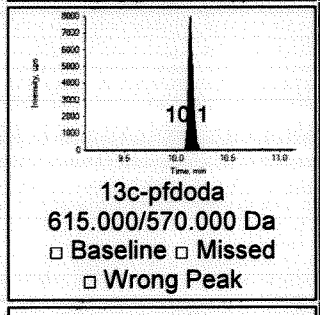

13c-pfdoda
615.000/570.000 Da
□ Baseline □ Missed
□ Wrong Peak

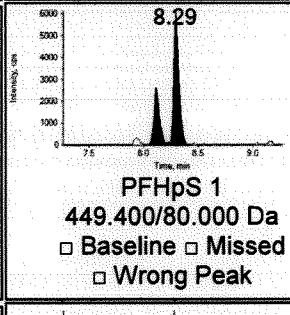

PFHpS 1
449.400/80.000 Da
□ Baseline □ Missed
□ Wrong Peak

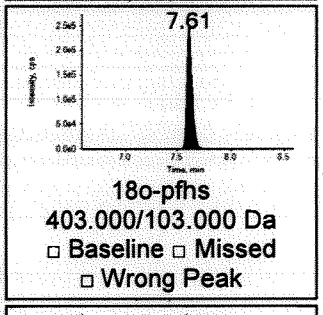

18o-pfhs
403.000/103.000 Da
□ Baseline □ Missed
□ Wrong Peak

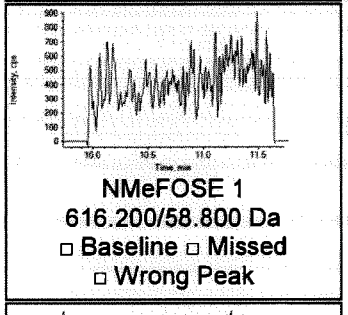

NMeFOSE 1
616.200/58.800 Da
□ Baseline □ Missed
□ Wrong Peak

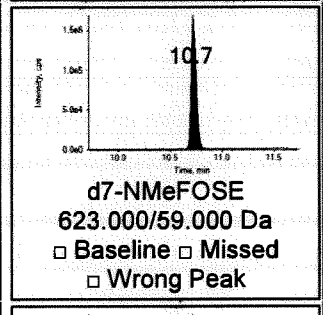

d7-NMeFOSE
623.000/59.000 Da
□ Baseline □ Missed
□ Wrong Peak

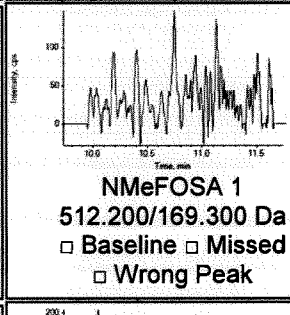

NMeFOSA 1
512.200/169.300 Da
□ Baseline □ Missed
□ Wrong Peak

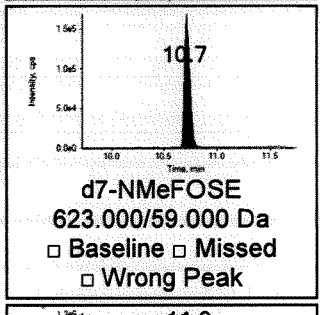

d7-NMeFOSE
623.000/59.000 Da
□ Baseline □ Missed
□ Wrong Peak

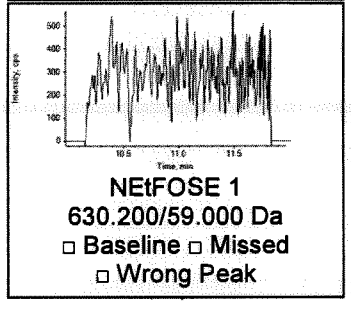

NEtFOSE 1
630.200/59.000 Da
□ Baseline □ Missed
□ Wrong Peak

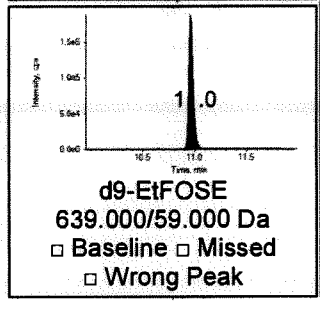

d9-EtFOSE
639.000/59.000 Da
□ Baseline □ Missed
□ Wrong Peak

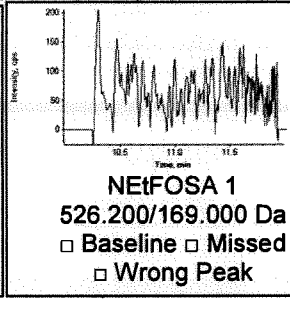

NEtFOSA 1
526.200/169.000 Da
□ Baseline □ Missed
□ Wrong Peak

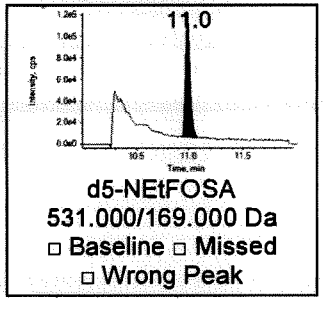

d5-NEtFOSA
531.000/169.000 Da
□ Baseline □ Missed
□ Wrong Peak

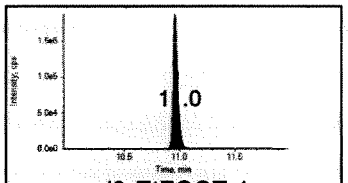

d9-EtFOSE 1
639.000/59.000 Da
□ Baseline □ Missed
□ Wrong Peak

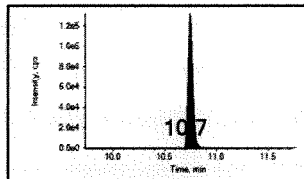

N_mefosa_d3
515.000/169.000 Da
□ Baseline □ Missed
□ Wrong Peak

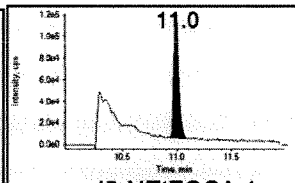

d5-NEtFOSA 1
531.000/169.000 Da
□ Baseline □ Missed
□ Wrong Peak

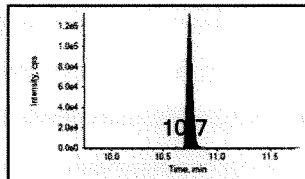

N_mefosa_d3
515.000/169.000 Da
□ Baseline □ Missed
□ Wrong Peak

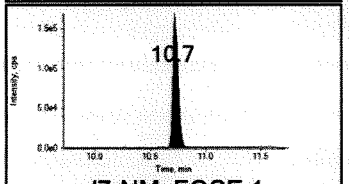

d7-NMeFOSE 1
623.000/59.000 Da
□ Baseline □ Missed
□ Wrong Peak

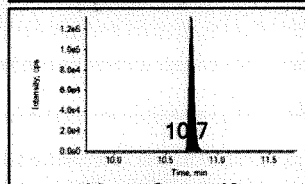

N_mefosa_d3
515.000/169.000 Da
□ Baseline □ Missed
□ Wrong Peak

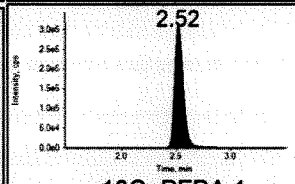

13C_PFBA 1
217.000/172.000 Da
□ Baseline □ Missed
□ Wrong Peak

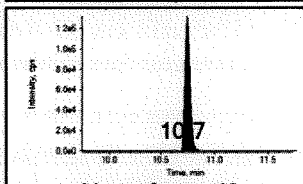

N_mefosa_d3
515.000/169.000 Da
□ Baseline □ Missed
□ Wrong Peak

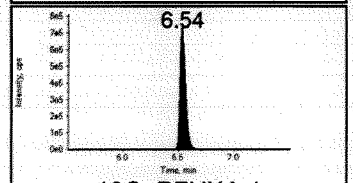

13C_PFHXA 1
315.000/270.000 Da
□ Baseline □ Missed
□ Wrong Peak

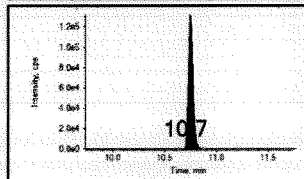

N_mefosa_d3
515.000/169.000 Da
□ Baseline □ Missed
□ Wrong Peak

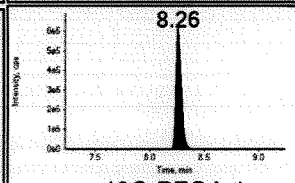

13C-PFOA 1
417.000/372.000 Da
□ Baseline □ Missed
□ Wrong Peak

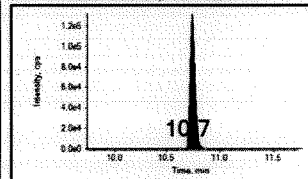

N_mefosa_d3
515.000/169.000 Da
□ Baseline □ Missed
□ Wrong Peak

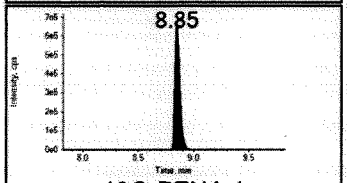

13C-PFNA 1
468.000/423.000 Da
□ Baseline □ Missed
□ Wrong Peak

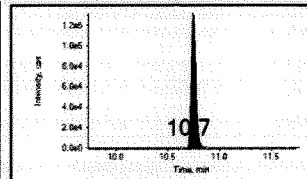

N_mefosa_d3
515.000/169.000 Da
□ Baseline □ Missed
□ Wrong Peak

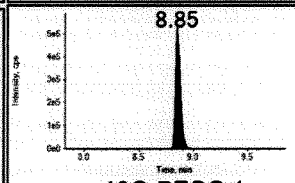

13C-PFOS 1
503.000/80.000 Da
□ Baseline □ Missed
□ Wrong Peak

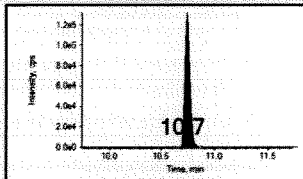

N_mefosa_d3
515.000/169.000 Da
□ Baseline □ Missed
□ Wrong Peak

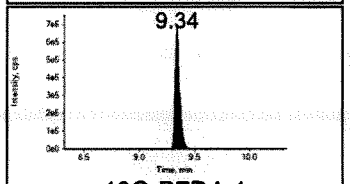

13C-PFDA 1
515.000/470.000 Da
□ Baseline □ Missed
□ Wrong Peak

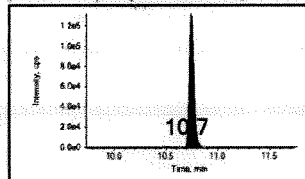

N_mefosa_d3
515.000/169.000 Da
□ Baseline □ Missed
□ Wrong Peak

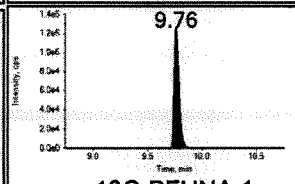

13C-PFUNA 1
565.000/520.000 Da
□ Baseline □ Missed
□ Wrong Peak

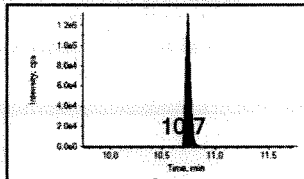

N_mefosa_d3
515.000/169.000 Da
□ Baseline □ Missed
□ Wrong Peak

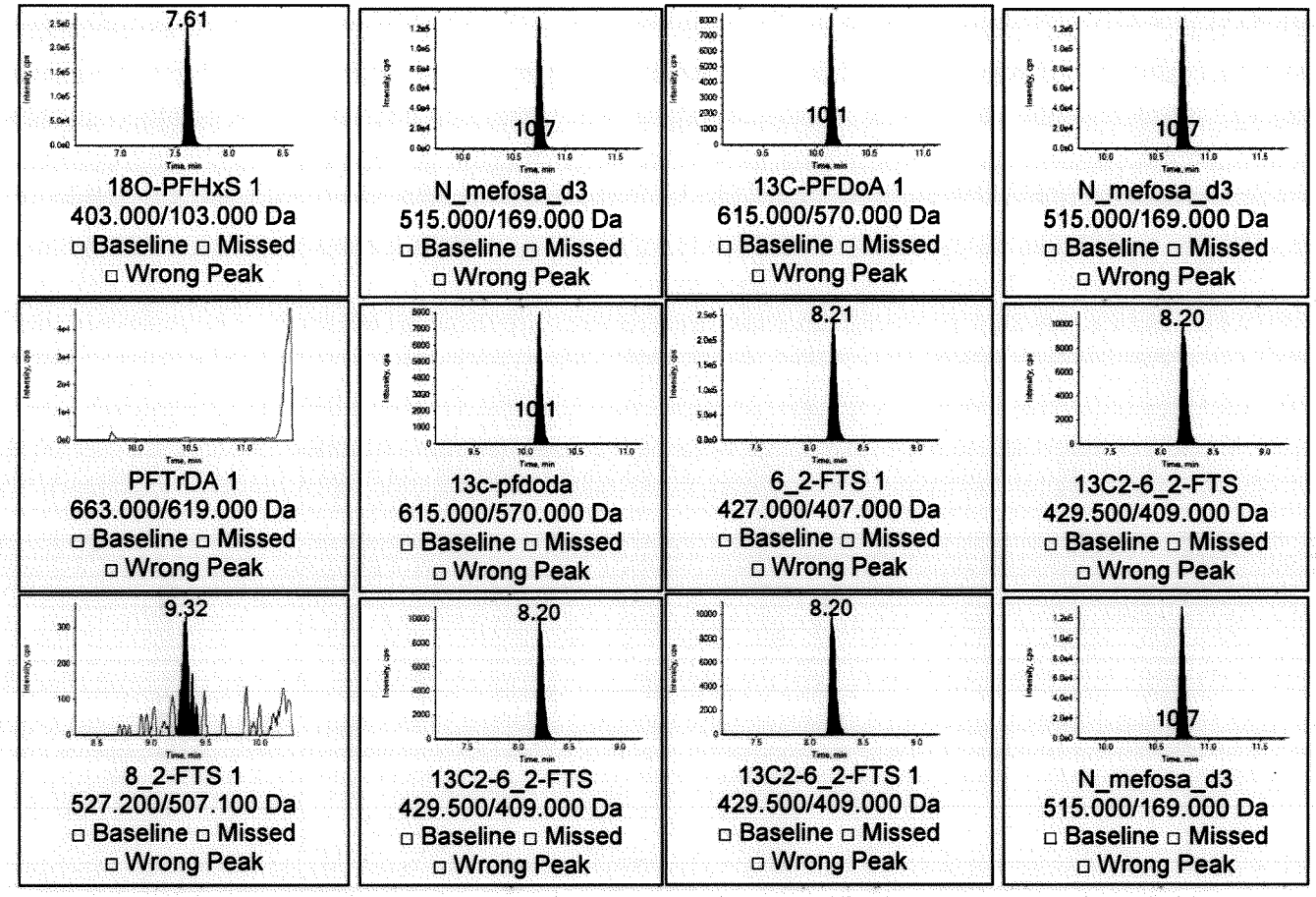

Ion Ratio Confirmation

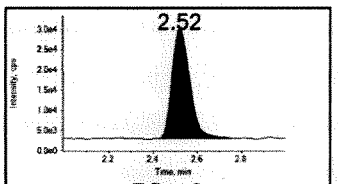

Pfba 2
Mod? No
□ Baseline □ Missed
□ Wrong Peak

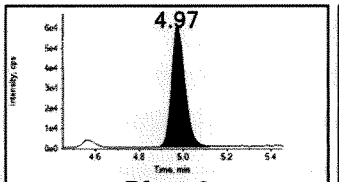

Pfpea 2
Mod? No
□ Baseline □ Missed
□ Wrong Peak

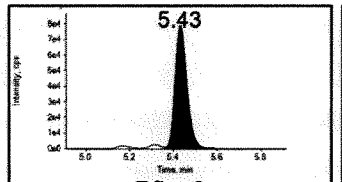

Pfbs 2
Mod? No
□ Baseline □ Missed
□ Wrong Peak

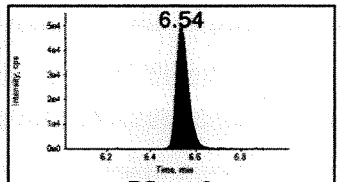

Pfhxa 2
Mod? No
□ Baseline □ Missed
□ Wrong Peak

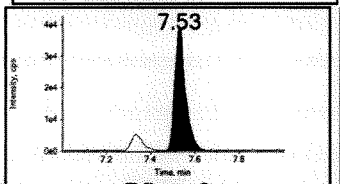

Pfhpa 2
Mod? No
□ Baseline □ Missed
□ Wrong Peak

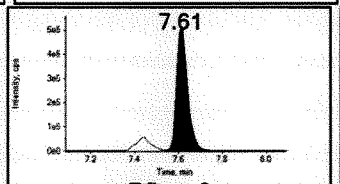

Pfhxs 2
Mod? No
□ Baseline □ Missed
□ Wrong Peak

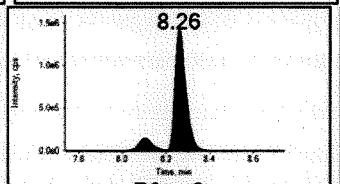

Pfoa 2
Mod? No
□ Baseline □ Missed
□ Wrong Peak

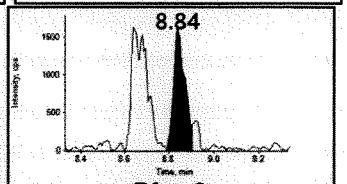

Pfna 2
Mod? No
□ Baseline □ Missed
□ Wrong Peak

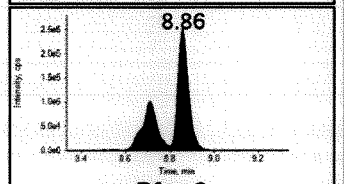

Pfos 2
Mod? No
□ Baseline □ Missed
□ Wrong Peak

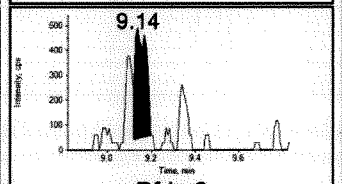

Pfda 2
Mod? No
□ Baseline □ Missed
□ Wrong Peak

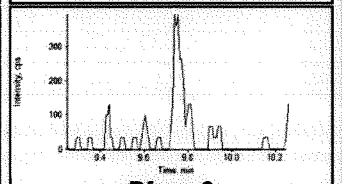

Pfuna 2
Mod? No
□ Baseline □ Missed
□ Wrong Peak

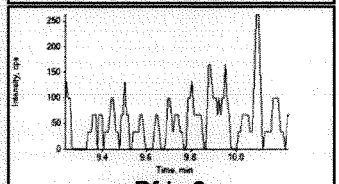

Pfds 2
Mod? No
□ Baseline □ Missed
□ Wrong Peak

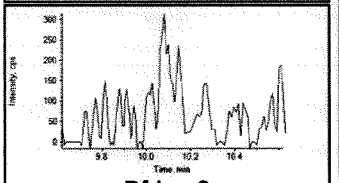

Pfdoa 2
Mod? No
□ Baseline □ Missed
□ Wrong Peak

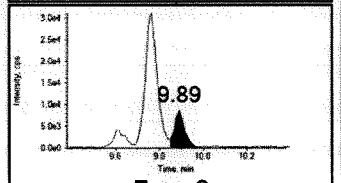

Fosa 2
Mod? No
□ Baseline □ Missed
□ Wrong Peak

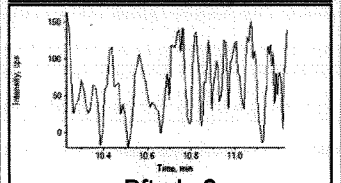

Pfteda 2
Mod? No
□ Baseline □ Missed
□ Wrong Peak

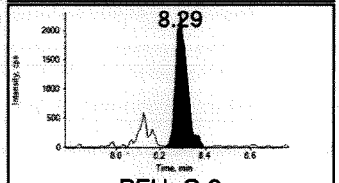

PFHpS 2
Mod? No
□ Baseline □ Missed
□ Wrong Peak

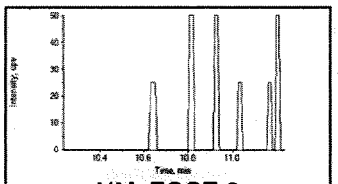

NMeFOSE 2
Mod? No
□ Baseline □ Missed
□ Wrong Peak

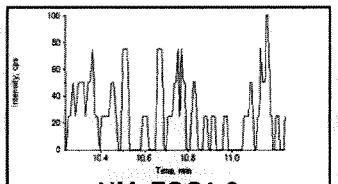

NMeFOSA 2
Mod? No
□ Baseline □ Missed
□ Wrong Peak

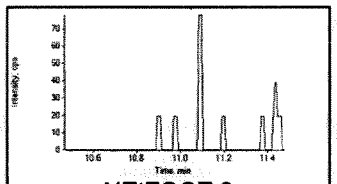

NEtFOSE 2
Mod? No
□ Baseline □ Missed
□ Wrong Peak

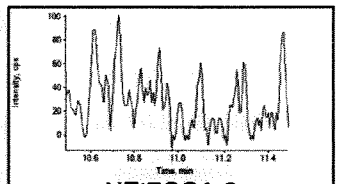

NEtFOSA 2
Mod? No
□ Baseline □ Missed
□ Wrong Peak

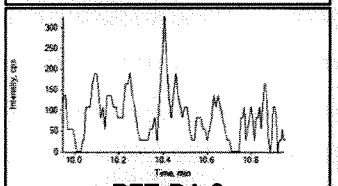

PFTrDA 2
Mod? No
□ Baseline □ Missed
□ Wrong Peak

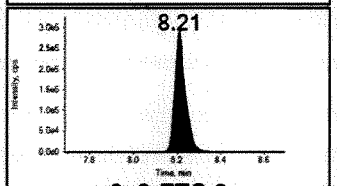

6_2-FTS 2
Mod? No
□ Baseline □ Missed
□ Wrong Peak

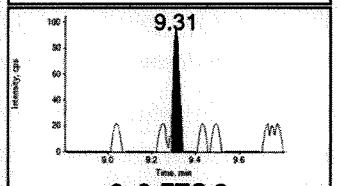

8_2-FTS 2
Mod? No
□ Baseline □ Missed
□ Wrong Peak

Project	Ewan's Projects\PFCs
Data File	051116\1084.wiff
Result Table	051116.rdb
Instrument Name	LCMS02

Sample Name	K1603420-008	Injection Volume	10
Acquisition Date	5/12/2016 12:24:57 PM	Sample Type	Unknown
Acquisition Method	PFC_090315 schedule mrm.dam	Dilution Factor	1.00
Injection Vial	55	Weight to Volume	0.00

Results Summary

K only

Analyte Name	IS Name	IS Area	Analyte RT (Exp RT)	Analyte Area	Calc. Conc (ng/mL)	Modified?
Pfba 1	13c_pfba	2201627	2.52 (2.52)	7262	0.0190	No
Pfpea 1	13c_pfhxa	3357564	4.97 (4.97)	5311	0.0140	No
Pfbs 1	18o-pfhs	1086055	5.42 (5.42)	8527	0.0140	No
Pfhxa 1	13c_pfhxa	3357564	6.53 (6.53)	56155	0.0950	No
Pfhpa 1	13c_pfhxa	3357564	7.52 (7.52)	8971	0.0120	No
Pfhxs 1	18o-pfhs	1086055	7.60 (7.59)	176502	0.2880	No
Pfoa 1	13c-pfoa	2609017	8.25 (8.24)	105344	0.3770 B Narrative	No
Pfna 1	13c-pfna	2974849	8.83 (8.83)	13827	0.0240	No
Pfos 1	13c-pfos	2181185	8.84 (8.84)	1098211	2.7060	Yes
Pfda 1	13c-pfda	2666818	9.33 (9.33)	26364	0.0550	No
Pfuna 1	13c-pfuna	506152	9.75 (9.75)	16940	0.0630	No
Pfds 1	13c-pfos	2181185	9.74 (9.74)	16593	0.0360	No
Pfdoa 1	13c-pfdoda	31133	10.10 (10.10)	11315	0.0380	No
Fosa 1	d5-NEtFOSA	411664	9.75 (9.88)	1956149	4.3440	No
Pfteda 1	13c-pfdoda	31133	10.70 (10.70)	1753	0.0090	No
PFHpS 1	18o-pfhs	1086055	8.27 (8.27)	2468	0.0590	No
NMeFOSE 1	d7-NMeFOSE	623961	10.70 (10.70)	3157	0.0230	No
NMeFOSA 1	d7-NMeFOSE	623961	0.00 (10.70)	0	N/A	No
NEtFOSE 1	d9-EtFOSE	702064	11.00 (11.00)	4049	0.0270	No
NEtFOSA 1	d5-NEtFOSA	411664	0.00 (11.00)	0	N/A	No

JUN 0 3 2016

Analyte Name	IS Name	IS Area	Analyte RT (Exp RT)	Analyte Area	Calc. Conc (ng/mL)	Modified?
d9-EtFOSE 1	N_mefosa_d3	457995	11.00 (11.00)	702064	4.6730	No
d5-NEtFOSA 1	N_mefosa_d3	457995	11.00 (11.00)	411664	4.2690	No
d7-NMeFOSE 1	N_mefosa_d3	457995	10.70 (10.70)	623961	5.3460	No
13C_PFBA 1	N_mefosa_d3	457995	2.51 (2.49)	2201627	5.4470	No
13C_PFHXA 1	N_mefosa_d3	457995	6.53 (6.51)	3357564	5.7500	No
13C-PFOA 1	N_mefosa_d3	457995	8.24 (8.24)	2609017	5.7280	No
13C-PFNA 1	N_mefosa_d3	457995	8.83 (8.83)	2974849	5.9060	No
13C-PFOS 1	N_mefosa_d3	457995	8.84 (8.84)	2181185	5.7010	No
13C-PFDA 1	N_mefosa_d3	457995	9.33 (9.33)	2666818	6.0480	No
13C-PFUNA 1	N_mefosa_d3	457995	9.76 (9.75)	506152	5.4160	No
18O-PFHxS 1	N_mefosa_d3	457995	7.59 (7.59)	1086055	5.4940	No
13C-PFDoA 1	N_mefosa_d3	457995	10.10 (10.10)	31092	5.1610	No
PFTrDA 1	13c-pfdoda	31133	10.40 (10.50)	9399	0.0250	No
6_2-FTS 1	13C2-6_2-FTS	46780	8.19 (8.20)	28689	0.1610	No
8_2-FTS 1	13C2-6_2-FTS	46780	9.31 (9.32)	13311	0.0810	No
13C2-6_2-FTS 1	N_mefosa_d3	457995	8.20 (8.19)	46780	4.9420	No

IRC Summary

Analyte Peak Name	RT (Exp RT)	Area	Modified?	Calc (Exp) MRM Ratio	Ratio Confirms ID
Pfba 2	2.51 (2.52)	7850	No	1.08 (0.99)	YES
Pfpea 2	0.00 (4.97)	0	No	0.00 (1.00)	No
Pfbs 2	5.43 (5.42)	3354	Yes	0.39 (0.41)	YES
Pfhxa 2	6.53 (6.53)	4965	No	0.09 (0.09)	YES
Pfhpa 2	7.52 (7.52)	3889	No	0.43 (0.38)	YES
Pfhxs 2	7.59 (7.59)	69062	No	0.39 (0.40)	YES
Pfoa 2	8.25 (8.24)	169483	No	1.61 (1.87)	YES
Pfna 2	8.83 (8.84)	3009	No	0.22 (0.28)	No

Analyte Peak Name	RT (Exp RT)	Area	Modified?	Calc (Exp) MRM Ratio	Ratio Confirms ID
Pfos 2	8.84 (8.84)	252439	No	0.23 (0.34)	No
Pfda 2	9.33 (9.32)	4702	No	0.18 (0.19)	YES
Pfuna 2	9.75 (9.75)	5294	No	0.31 (0.33)	YES
Pfds 2	9.74 (9.74)	6309	No	0.38 (0.29)	No
Pfdoa 2	10.10 (10.10)	2909	No	0.26 (0.30)	YES
Fosa 2	9.88 (9.88)	14195	No	0.01 (0.03)	No
Pfteda 2	0.00 (10.70)	0	No	0.00 (0.22)	No
PFHpS 2	8.28 (8.28)	1017	No	0.41 (0.41)	YES
NMeFOSE 2	0.00 (10.70)	0	No	0.00 (0.01)	No
NMeFOSA 2	0.00 (10.70)	0	No	0.00 (0.99)	No
NEtFOSE 2	0.00 (11.00)	0	No	0.00 (0.00)	No
NEtFOSA 2	0.00 (11.00)	0	No	0.00 (0.67)	No
PFTrDA 2	10.50 (10.50)	2138	No	0.23 (0.22)	YES
6_2-FTS 2	8.19 (8.20)	38031	No	1.33 (1.28)	YES
8_2-FTS 2	9.31 (9.32)	818	No	0.06 (0.10)	No

Quantitative Peak Review **K1603420-008** ***No data for Sample ID***

	File Name	Sample Type	Analyte Peak Name	Analyte Peak Area (counts)	Analyte Concentration (ng/mL)	Analyte Retention Time (min)	IS Peak Name	IS Peak Area (counts)	IS Concentration (ng/mL)
4547	051116\1084.wiff	Unknown	Pfpea 2	0.0000	N/A	0.00	13c_pfhxa	3357600.	5.0000
4548	051116\1084.wiff	Unknown	Pfbs 1	8526.9	N/A	5.42	18o-pfhs	1086100.	5.0000
4549	051116\1084.wiff	Unknown	Pfbs 2	3353.6	N/A	5.43	18o-pfhs	1086100.	5.0000
4550	051116\1084.wiff	Unknown	Pfhxa 1	56155.	N/A	6.53	13c_pfhxa	3357600.	5.0000
4551	051116\1084.wiff	Unknown	Pfhxa 2	4964.7	N/A	6.53	13c_pfhxa	3357600.	5.0000
4552	051116\1084.wiff	Unknown	Pfhpa 1	8970.6	N/A	7.52	13c_pfhxa	3357600.	5.0000
4553	051116\1084.wiff	Unknown	Pfhpa 2	3888.8	N/A	7.52	13c_pfhxa	3357600.	5.0000
4554	051116\1084.wiff	Unknown	Pfhxs 1	176500.	N/A	7.60	18o-pfhs	1086100.	5.0000
4555	051116\1084.wiff	Unknown	Pfhxs 2	69062.	N/A	7.59	18o-pfhs	1086100.	5.0000
4556	051116\1084.wiff	Unknown	Pfoa 1	105340.	N/A	8.25	13c-pfoa	2609000.	5.0000
4557	051116\1084.wiff	Unknown	Pfoa 2	169480.	N/A	8.25	13c-pfoa	2609000.	5.0000
4558	051116\1084.wiff	Unknown	Pfna 1	13827.	N/A	8.83	13c-pfna	2974800.	5.0000
4559	051116\1084.wiff	Unknown	Pfna 2	3009.3	N/A	8.83	13c-pfna	2974800.	5.0000
4560	051116\1084.wiff	Unknown	Pfos 1	1060100.	N/A	8.84	13c-pfos	2181200.	5.0000

Sample Name: "K1603420-008" Sample ID: "" File: "1084.wiff"
Peak Name: "Pfos 1" Mass(es): "499.000/80.000 Da"
Comment: "" Annotation: ""

```
Sample Index:          1
Sample Type:       Unknown
Concentration:         N/A
Calculated Conc:      2.61    ng/mL
Acq. Date:         5/12/2016
Acq. Time:         12:24:57 PM

Modified:              No
Proc. Algorithm: Specify Parameters - MQ III
Noise Percentage:      50
Base. Sub. Window:     1.00    min
Peak-Split. Factor:    10
Report Largest Peak:   Yes
Min. Peak Height:      200.00   cps
Min. Peak Width:       0.00    sec
Smoothing Width:       3       points
RT Window:             30.0    sec
Expected RT:           8.84    min
Use Relative RT:       Yes

Int. Type:             Valley
Retention Time:        8.84    min
Area:             1060100.     counts
Height:            169053.     cps
Start Time:            8.58    min
End Time:              8.98    min
```

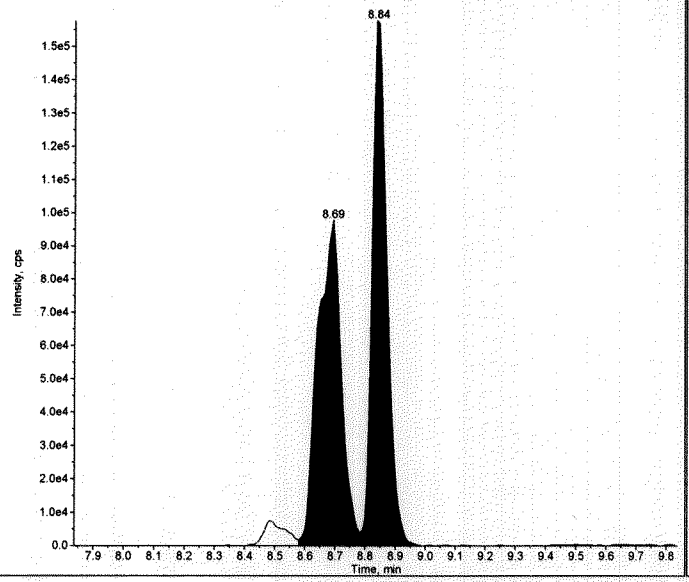

Sample Name: "K1603420-008" Sample ID: "" File: "1084.wiff"
Peak Name: "13c-pfos(IS)" Mass(es): "503.000/80.000 Da"
Comment: "" Annotation: ""

```
Sample Index:          1
Sample Type:       Unknown
Concentration:     5.0000    ng/mL
Calculated Conc:       N/A
Acq. Date:         5/12/2016
Acq. Time:         12:24:57 PM

Modified:              No
Proc. Algorithm: Specify Parameters - MQ III
Noise Percentage:      50
Base. Sub. Window:     1.00    min
Peak-Split. Factor:    2
Report Largest Peak:   Yes
Min. Peak Height:      1000.00  cps
Min. Peak Width:       0.00    sec
Smoothing Width:       5       points
RT Window:             30.0    sec
Expected RT:           8.84    min
Use Relative RT:       No

Int. Type:             Valley
Retention Time:        8.84    min
Area:             2181200.     counts
Height:            665480.     cps
Start Time:            8.75    min
End Time:              8.99    min
```

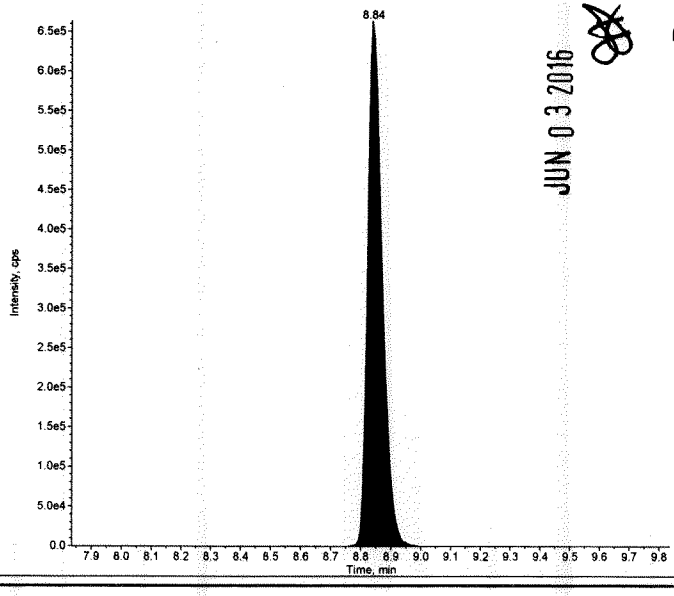

JUN 0 3 2016

Matrix

	File Name	Sample Type	Analyte Peak Name	Analyte Peak Area (counts)	Analyte Concentration (ng/mL)	Analyte Retention Time (min)	IS Peak Name	IS Peak Area (counts)	IS Concentration (ng/mL)
4536	051116\1083.wiff	Unknown	13C-PFDoA 1	25117.	N/A	10.1	N_mefosa_d3	407200.	5.0000
4537	051116\1083.wiff	Unknown	PFTrDA 1	0.0000	N/A	0.00	13c-pfdoda	25139.	5.0000
4538	051116\1083.wiff	Unknown	PFTrDA 2	0.0000	N/A	0.00	13c-pfdoda	25139.	5.0000
4539	051116\1083.wiff	Unknown	6_2-FTS 1	846950.	N/A	8.21	13C2-6_2-FTS	37793.	5.0000
4540	051116\1083.wiff	Unknown	6_2-FTS 2	994020.	N/A	8.21	13C2-6_2-FTS	37793.	5.0000
4541	051116\1083.wiff	Unknown	8_2-FTS 1	1725.4	N/A	9.32	13C2-6_2-FTS	37793.	5.0000
4542	051116\1083.wiff	Unknown	8_2-FTS 2	182.41	N/A	9.31	13C2-6_2-FTS	37793.	5.0000
4543	051116\1083.wiff	Unknown	13C2-6_2-FTS 1	37793.	N/A	8.20	N_mefosa_d3	407200.	5.0000
4544	051116\1084.wiff	Unknown	Pfba 1	7262.3	N/A	2.52	13c_pfba	2201600.	5.0000
4545	051116\1084.wiff	Unknown	Pfba 2	7849.7	N/A	2.51	13c_pfba	2201600.	5.0000
4546	051116\1084.wiff	Unknown	Pfpea 1	5310.7	N/A	4.97	13c_pfhxa	3357600.	5.0000
4547	051116\1084.wiff	Unknown	Pfpea 2	0.0000	N/A	0.00	13c_pfhxa	3357600.	5.0000
4548	051116\1084.wiff	Unknown	Pfbs 1	8526.9	N/A	5.42	18o-pfhs	1086100.	5.0000
4549	051116\1084.wiff	Unknown	Pfbs 2	0.0000	N/A	0.00	18o-pfhs	1086100.	5.0000

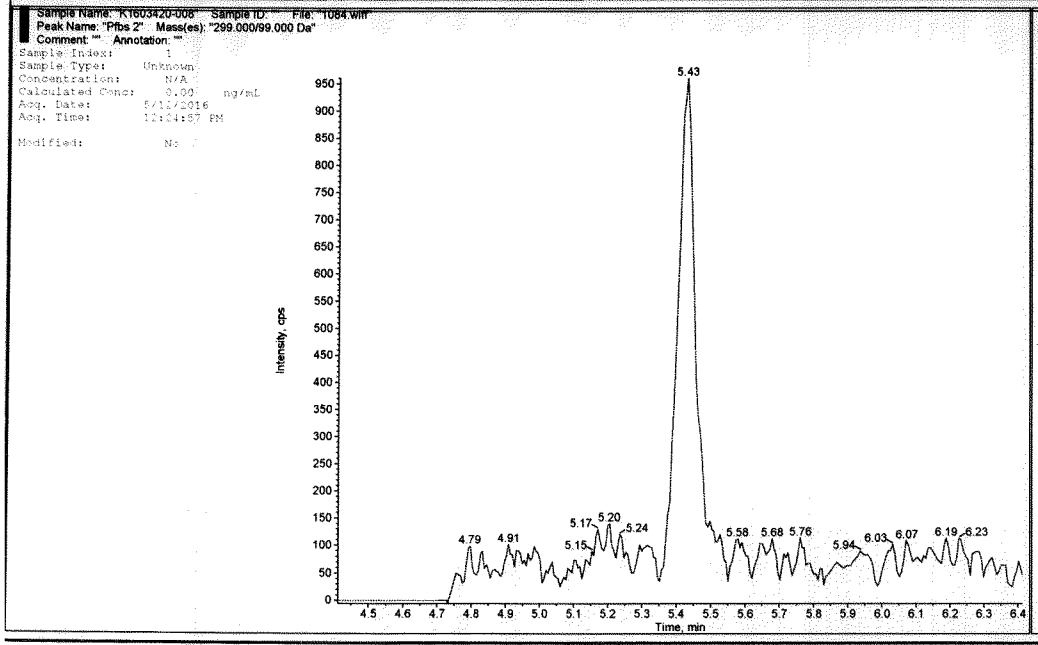

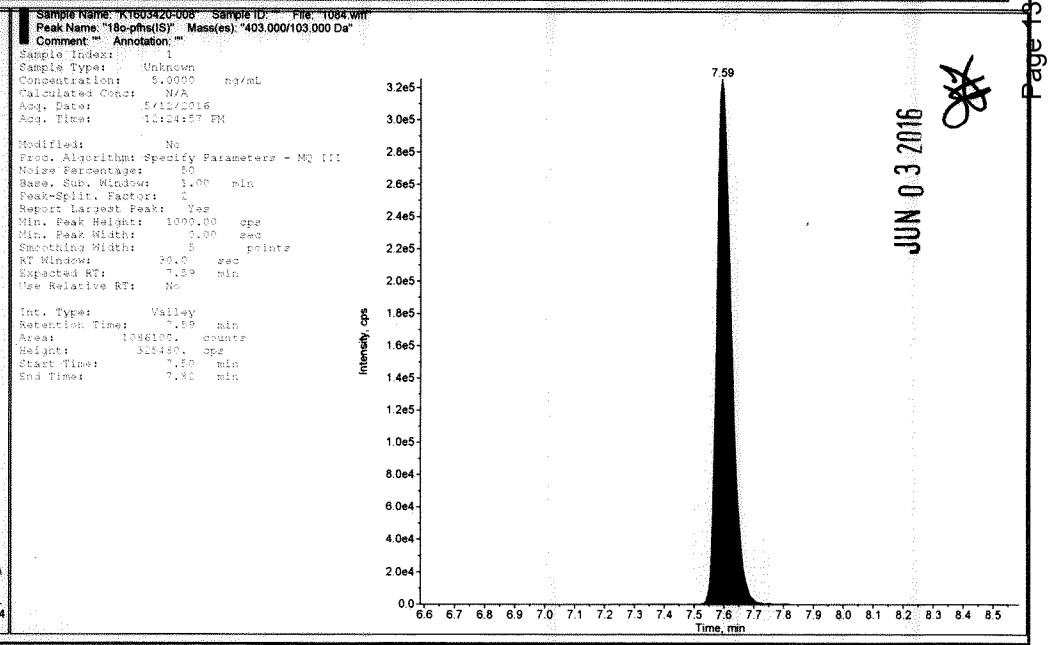

JUN 03 2016

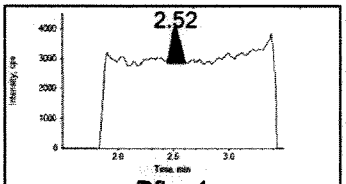

Pfba 1
213.000/169.000 Da
□ Baseline □ Missed
□ Wrong Peak

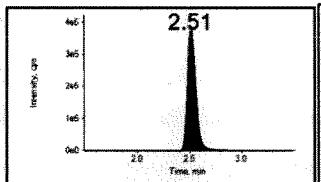

13c_pfba
217.000/172.000 Da
□ Baseline □ Missed
□ Wrong Peak

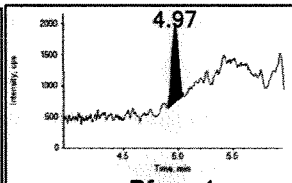

Pfpea 1
263.000/219.000 Da
□ Baseline □ Missed
□ Wrong Peak

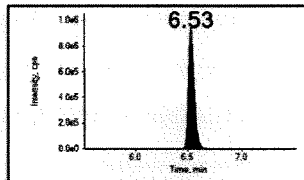

13c_pfhxa
315.000/270.000 Da
□ Baseline □ Missed
□ Wrong Peak

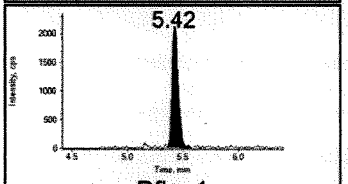

Pfbs 1
299.000/80.000 Da
□ Baseline □ Missed
□ Wrong Peak

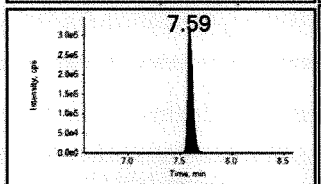

18o-pfhs
403.000/103.000 Da
□ Baseline □ Missed
□ Wrong Peak

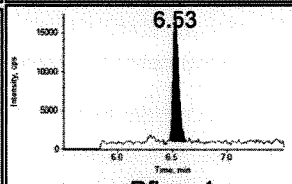

Pfhxa 1
313.000/269.000 Da
□ Baseline □ Missed
□ Wrong Peak

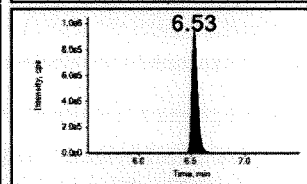

13c_pfhxa
315.000/270.000 Da
□ Baseline □ Missed
□ Wrong Peak

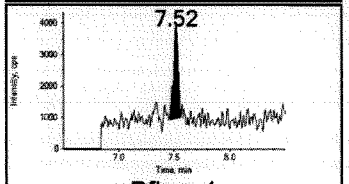

Pfhpa 1
363.000/319.000 Da
□ Baseline □ Missed
□ Wrong Peak

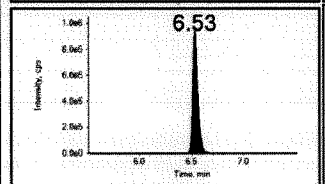

13c_pfhxa
315.000/270.000 Da
□ Baseline □ Missed
□ Wrong Peak

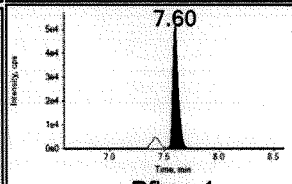

Pfhxs 1
399.000/80.000 Da
□ Baseline □ Missed
□ Wrong Peak

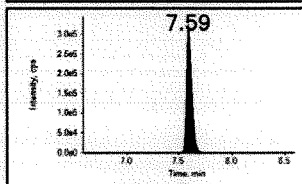

18o-pfhs
403.000/103.000 Da
□ Baseline □ Missed
□ Wrong Peak

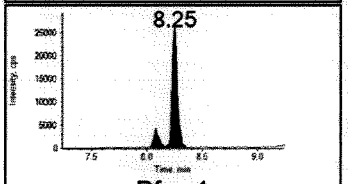

Pfoa 1
413.000/169.000 Da
□ Baseline □ Missed
□ Wrong Peak

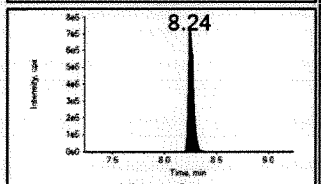

13c-pfoa
417.000/372.000 Da
□ Baseline □ Missed
□ Wrong Peak

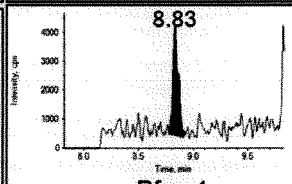

Pfna 1
463.000/419.000 Da
□ Baseline □ Missed
□ Wrong Peak

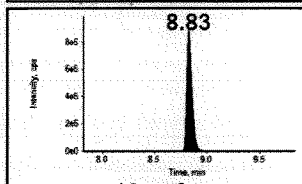

13c-pfna
468.000/423.000 Da
□ Baseline □ Missed
□ Wrong Peak

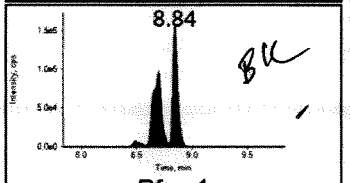

Pfos 1
499.000/80.000 Da
□ Baseline □ Missed
□ Wrong Peak

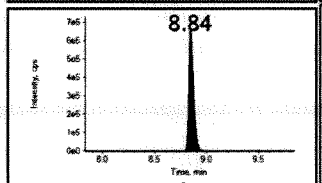

13c-pfos
503.000/80.000 Da
□ Baseline □ Missed
□ Wrong Peak

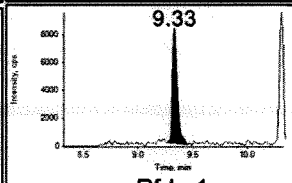

Pfda 1
513.000/469.000 Da
□ Baseline □ Missed
□ Wrong Peak

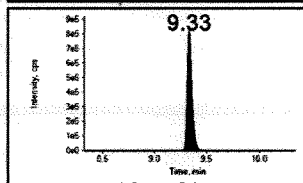

13c-pfda
515.000/470.000 Da
□ Baseline □ Missed
□ Wrong Peak

JUN 0 3 2016

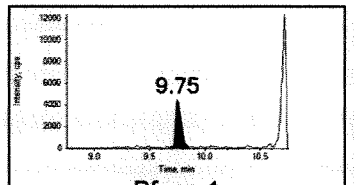

Pfuna 1
563.000/519.000 Da
□ Baseline □ Missed
□ Wrong Peak

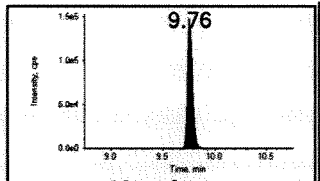

13c-pfuna
565.000/520.000 Da
□ Baseline □ Missed
□ Wrong Peak

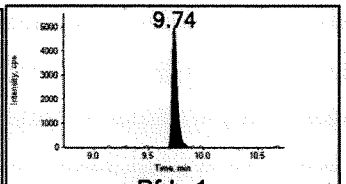

Pfds 1
599.000/80.000 Da
□ Baseline □ Missed
□ Wrong Peak

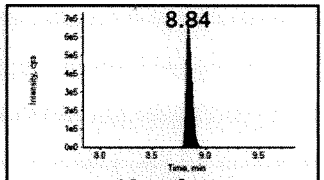

13c-pfos
503.000/80.000 Da
□ Baseline □ Missed
□ Wrong Peak

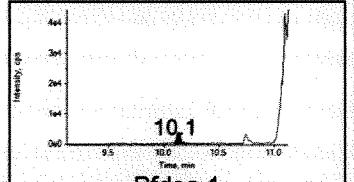

Pfdoa 1
613.000/569.000 Da
□ Baseline □ Missed
□ Wrong Peak

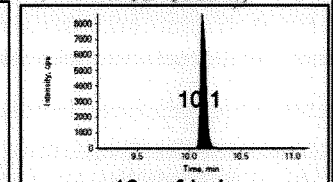

13c-pfdoda
615.000/570.000 Da
□ Baseline □ Missed
□ Wrong Peak

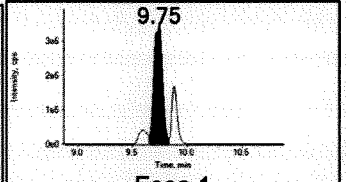

Fosa 1
498.000/78.000 Da
□ Baseline □ Missed
□ Wrong Peak

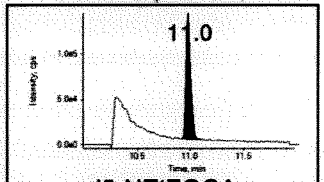

d5-NEtFOSA
531.000/169.000 Da
□ Baseline □ Missed
□ Wrong Peak

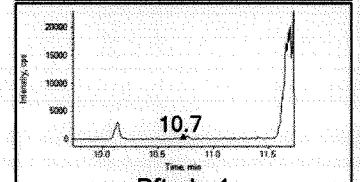

Pfteda 1
713.000/669.000 Da
□ Baseline □ Missed
□ Wrong Peak

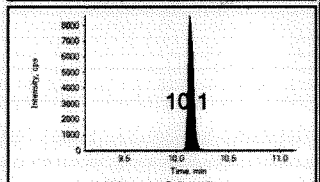

13c-pfdoda
615.000/570.000 Da
□ Baseline □ Missed
□ Wrong Peak

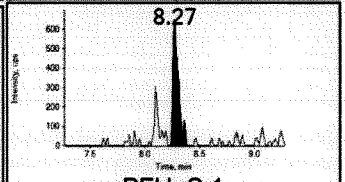

PFHpS 1
449.400/80.000 Da
□ Baseline □ Missed
□ Wrong Peak

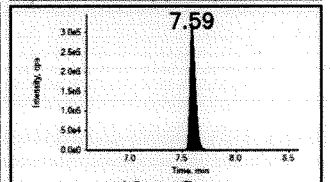

18o-pfhs
403.000/103.000 Da
□ Baseline □ Missed
□ Wrong Peak

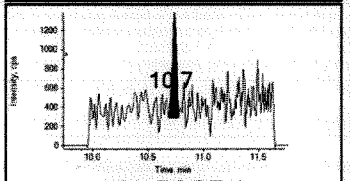

NMeFOSE 1
616.200/58.800 Da
□ Baseline □ Missed
□ Wrong Peak

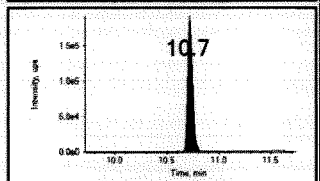

d7-NMeFOSE
623.000/59.000 Da
□ Baseline □ Missed
□ Wrong Peak

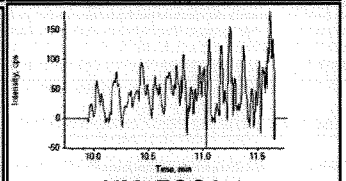

NMeFOSA 1
512.200/169.300 Da
□ Baseline □ Missed
□ Wrong Peak

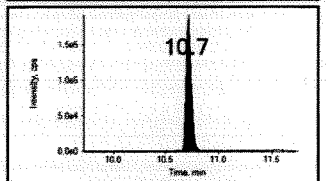

d7-NMeFOSE
623.000/59.000 Da
□ Baseline □ Missed
□ Wrong Peak

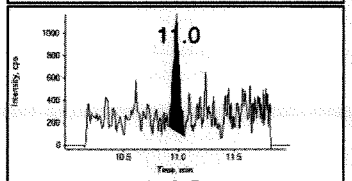

NEtFOSE 1
630.200/59.000 Da
□ Baseline □ Missed
□ Wrong Peak

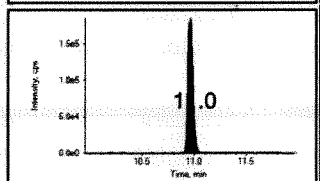

d9-EtFOSE
639.000/59.000 Da
□ Baseline □ Missed
□ Wrong Peak

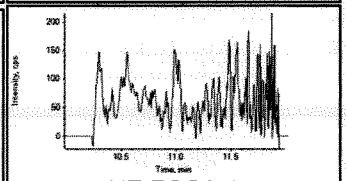

NEtFOSA 1
526.200/169.000 Da
□ Baseline □ Missed
□ Wrong Peak

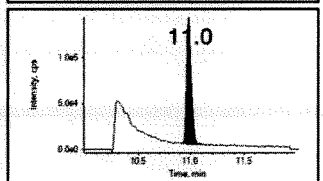

d5-NEtFOSA
531.000/169.000 Da
□ Baseline □ Missed
□ Wrong Peak

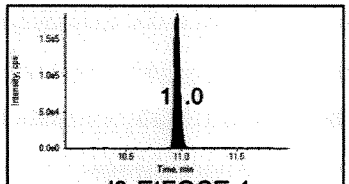

d9-EtFOSE 1
639.000/59.000 Da
□ Baseline □ Missed
□ Wrong Peak

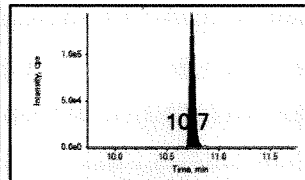

N_mefosa_d3
515.000/169.000 Da
□ Baseline □ Missed
□ Wrong Peak

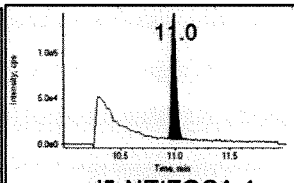

d5-NEtFOSA 1
531.000/169.000 Da
□ Baseline □ Missed
□ Wrong Peak

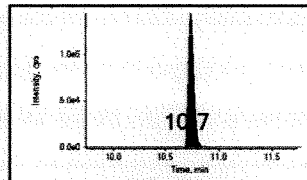

N_mefosa_d3
515.000/169.000 Da
□ Baseline □ Missed
□ Wrong Peak

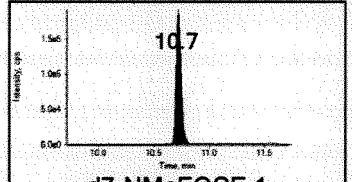

d7-NMeFOSE 1
623.000/59.000 Da
□ Baseline □ Missed
□ Wrong Peak

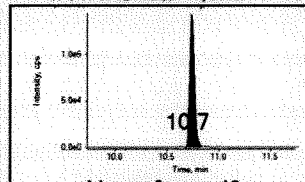

N_mefosa_d3
515.000/169.000 Da
□ Baseline □ Missed
□ Wrong Peak

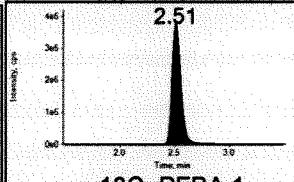

13C_PFBA 1
217.000/172.000 Da
□ Baseline □ Missed
□ Wrong Peak

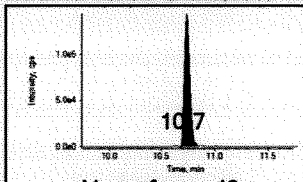

N_mefosa_d3
515.000/169.000 Da
□ Baseline □ Missed
□ Wrong Peak

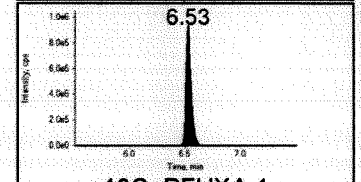

13C_PFHXA 1
315.000/270.000 Da
□ Baseline □ Missed
□ Wrong Peak

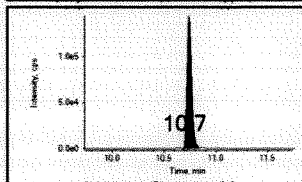

N_mefosa_d3
515.000/169.000 Da
□ Baseline □ Missed
□ Wrong Peak

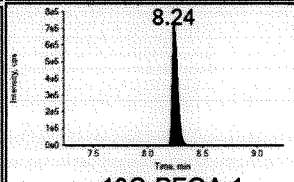

13C-PFOA 1
417.000/372.000 Da
□ Baseline □ Missed
□ Wrong Peak

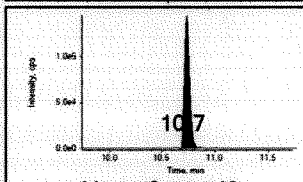

N_mefosa_d3
515.000/169.000 Da
□ Baseline □ Missed
□ Wrong Peak

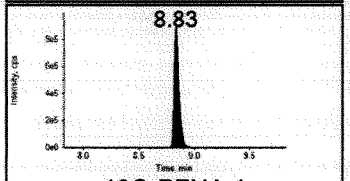

13C-PFNA 1
468.000/423.000 Da
□ Baseline □ Missed
□ Wrong Peak

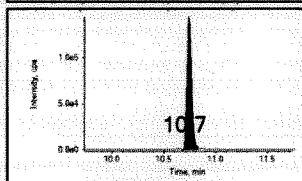

N_mefosa_d3
515.000/169.000 Da
□ Baseline □ Missed
□ Wrong Peak

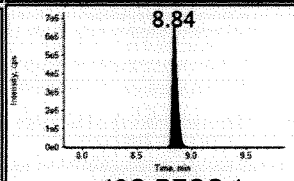

13C-PFOS 1
503.000/80.000 Da
□ Baseline □ Missed
□ Wrong Peak

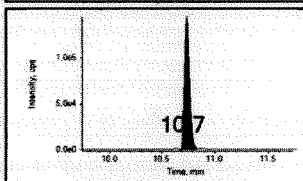

N_mefosa_d3
515.000/169.000 Da
□ Baseline □ Missed
□ Wrong Peak

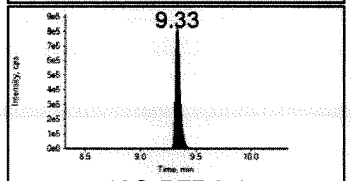

13C-PFDA 1
515.000/470.000 Da
□ Baseline □ Missed
□ Wrong Peak

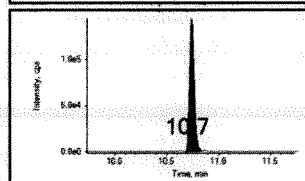

N_mefosa_d3
515.000/169.000 Da
□ Baseline □ Missed
□ Wrong Peak

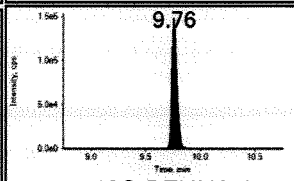

13C-PFUNA 1
565.000/520.000 Da
□ Baseline □ Missed
□ Wrong Peak

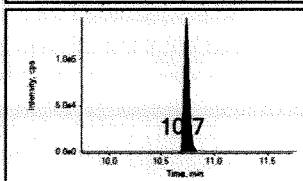

N_mefosa_d3
515.000/169.000 Da
□ Baseline □ Missed
□ Wrong Peak

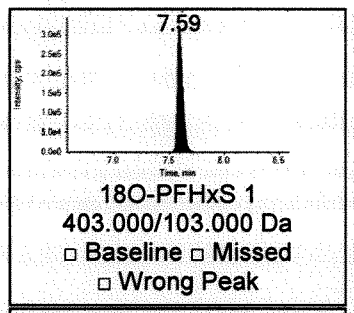

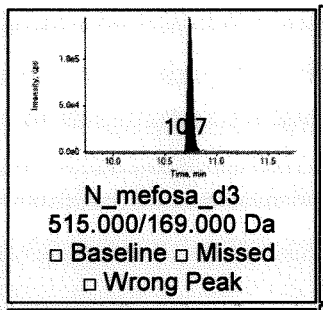

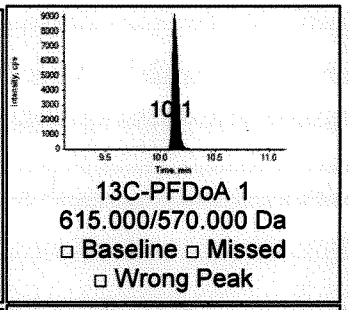

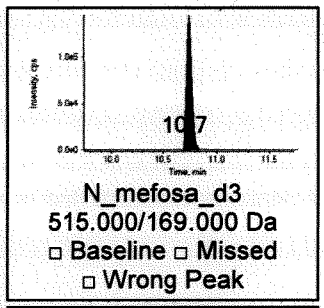

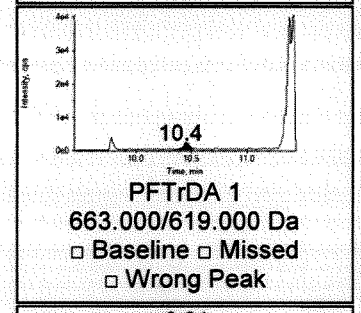

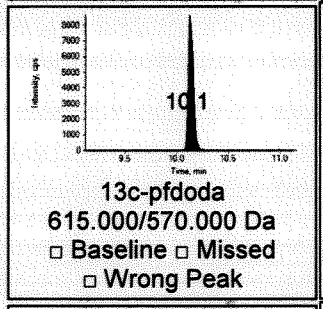

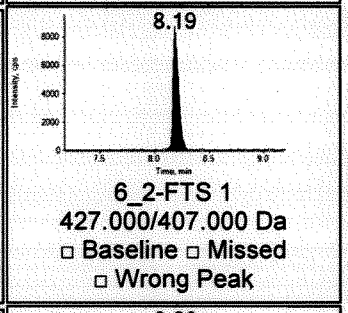

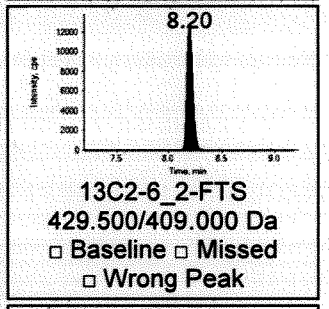

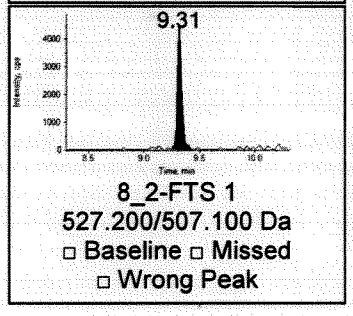

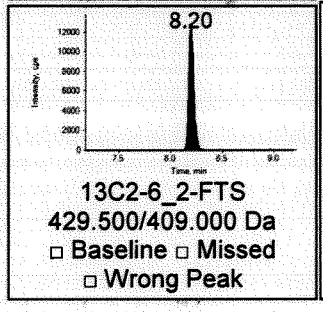

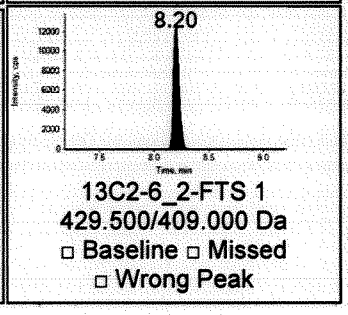

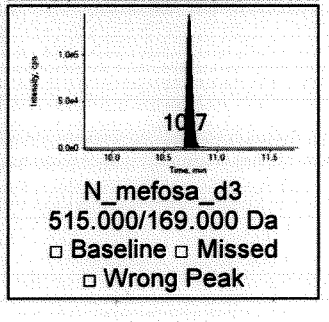

Ion Ratio Confirmation

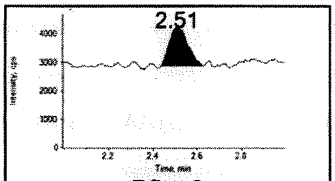

Pfba 2
Mod? No
□ Baseline □ Missed
□ Wrong Peak

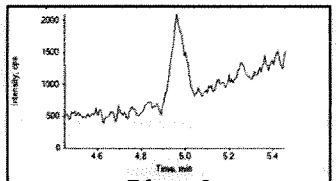

Pfpea 2
Mod? No
□ Baseline □ Missed
□ Wrong Peak

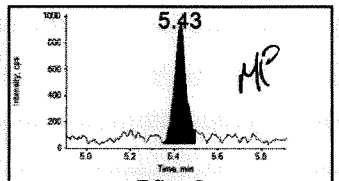

Pfbs 2
Mod? Yes
□ Baseline □ Missed
□ Wrong Peak

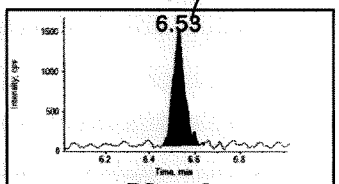

Pfhxa 2
Mod? No
□ Baseline □ Missed
□ Wrong Peak

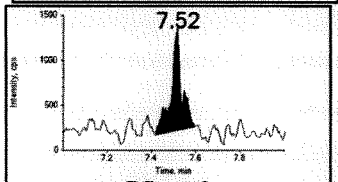

Pfhpa 2
Mod? No
□ Baseline □ Missed
□ Wrong Peak

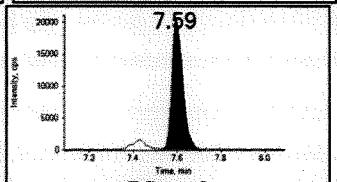

Pfhxs 2
Mod? No
□ Baseline □ Missed
□ Wrong Peak

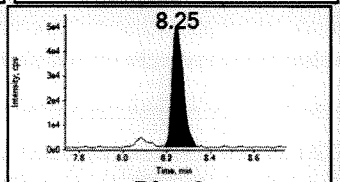

Pfoa 2
Mod? No
□ Baseline □ Missed
□ Wrong Peak

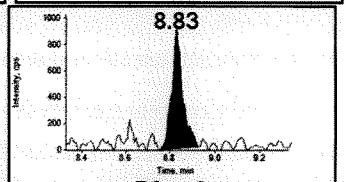

Pfna 2
Mod? No
□ Baseline □ Missed
□ Wrong Peak

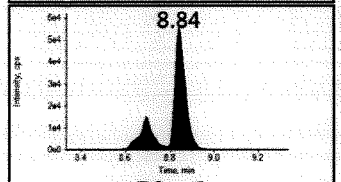

Pfos 2
Mod? No
□ Baseline □ Missed
□ Wrong Peak

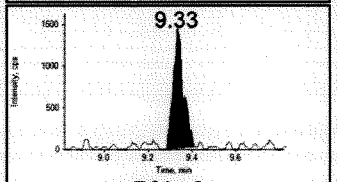

Pfda 2
Mod? No
□ Baseline □ Missed
□ Wrong Peak

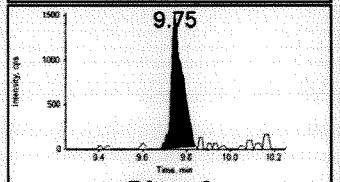

Pfuna 2
Mod? No
□ Baseline □ Missed
□ Wrong Peak

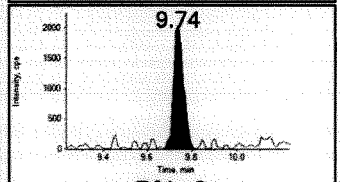

Pfds 2
Mod? No
□ Baseline □ Missed
□ Wrong Peak

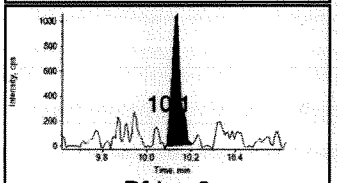

Pfdoa 2
Mod? No
□ Baseline □ Missed
□ Wrong Peak

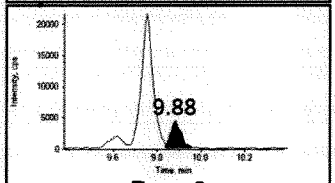

Fosa 2
Mod? No
□ Baseline □ Missed
□ Wrong Peak

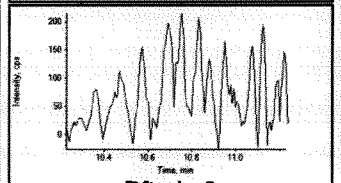

Pfteda 2
Mod? No
□ Baseline □ Missed
□ Wrong Peak

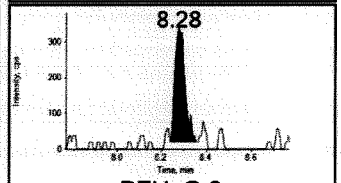

PFHpS 2
Mod? No
□ Baseline □ Missed
□ Wrong Peak

JUN 0 3 2016

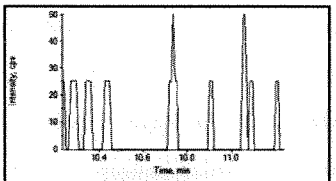

NMeFOSE 2
Mod? No
□ Baseline □ Missed
□ Wrong Peak

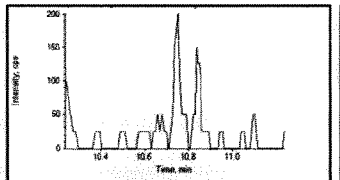

NMeFOSA 2
Mod? No
□ Baseline □ Missed
□ Wrong Peak

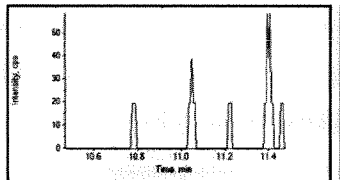

NEtFOSE 2
Mod? No
□ Baseline □ Missed
□ Wrong Peak

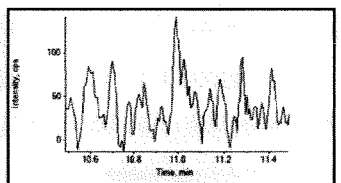

NEtFOSA 2
Mod? No
□ Baseline □ Missed
□ Wrong Peak

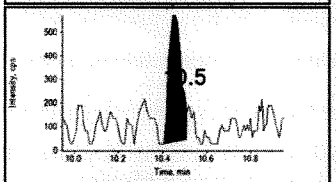

PFTrDA 2
Mod? No
□ Baseline □ Missed
□ Wrong Peak

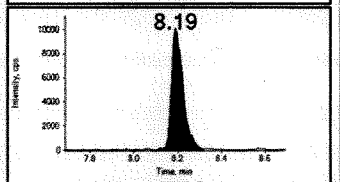

6_2-FTS 2
Mod? No
□ Baseline □ Missed
□ Wrong Peak

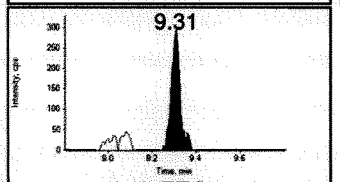

8_2-FTS 2
Mod? No
□ Baseline □ Missed
□ Wrong Peak

Project	Ewan's Projects\PFCs
Data File	051116\1103.wiff
Result Table	051116.rdb
Instrument Name	LCMS02

Sample Name	K1603420-009 100X	Injection Volume	10
Acquisition Date	5/12/2016 6:03:42 PM	Sample Type	Unknown
Acquisition Method	PFC_090315 schedule mrm.dam	Dilution Factor	1.00
Injection Vial	14	Weight to Volume	0.00

Results Summary

Analyte Name	IS Name	IS Area	Analyte RT (Exp RT)	Analyte Area	Calc. Conc (ng/mL)	Modified?
Pfba 1	13c_pfba	0	2.49 (2.50)	1556930	N/A	No
Pfpea 1	13c_pfhxa	62063	4.95 (4.96)	6900299	975.8000	No
Pfbs 1	18o-pfhs	39117	5.41 (5.41)	22264865	986.0050	Yes
Pfhxa 1	13c_pfhxa	62063	6.51 (6.52)	38261236	3511.6950	No
Pfhpa 1	13c_pfhxa	62063	7.50 (7.51)	15246802	1128.4990	No
Pfhxs 1	18o-pfhs	39117	7.63 (7.59)	77851578	3532.1620	Yes
Pfoa 1	13c-pfoa	14432	8.22 (8.25)	62661378	40501.8370	No
Pfna 1	13c-pfna	21009	8.82 (8.82)	392889	97.8780	No
Pfos 1	13c-pfos	56212	8.83 (8.83)	96356907	9213.6130	No
Pfda 1	13c-pfda	21250	9.33 (9.33)	36509	9.5580	No
Pfuna 1	13c-pfuna	3708	0.00 (9.75)	0	N/A	No
Pfds 1	13c-pfos	56212	9.74 (9.73)	2657	0.2240	No
Pfdoa 1	13c-pfdoda	0	10.10 (10.10)	1806	N/A	No
Fosa 1	d5-NEtFOSA	2632	9.74 (9.90)	31122518	10810.0440	No
Pfteda 1	13c-pfdoda	0	0.00 (10.70)	0	N/A	No
PFHpS 1	18o-pfhs	39117	8.27 (8.27)	791977	529.1370	Yes
NMeFOSE 1	d7-NMeFOSE	4104	0.00 (10.70)	0	N/A	No
NMeFOSA 1	d7-NMeFOSE	4104	0.00 (10.70)	0	N/A	No
NEtFOSE 1	d9-EtFOSE	5205	0.00 (11.00)	0	N/A	No
NEtFOSA 1	d5-NEtFOSA	2632	0.00 (11.00)	0	N/A	No

JUN 0 3 2016

Analyte Name	IS Name	IS Area	Analyte RT (Exp RT)	Analyte Area	Calc. Conc (ng/mL)	Modified?
d9-EtFOSE 1	N_mefosa_d3	550680	11.00 (11.00)	5205	0.0290	No
d5-NEtFOSA 1	N_mefosa_d3	550680	11.00 (11.00)	2632	0.0230	No
d7-NMeFOSE 1	N_mefosa_d3	550680	10.70 (10.70)	4104	0.0290	No
13C_PFBA 1	N_mefosa_d3	550680	0.00 (2.49)	0	N/A	No
13C_PFHXA 1	N_mefosa_d3	550680	6.51 (6.51)	62063	0.0880	No
13C-PFOA 1	N_mefosa_d3	550680	8.24 (8.24)	14432	0.0260	No
13C-PFNA 1	N_mefosa_d3	550680	8.82 (8.83)	21009	0.0350	No
13C-PFOS 1	N_mefosa_d3	550680	8.83 (8.84)	56212	0.1220	No
13C-PFDA 1	N_mefosa_d3	550680	9.33 (9.33)	21250	0.0400	No
13C-PFUNA 1	N_mefosa_d3	550680	9.75 (9.75)	3708	0.0330	No
18O-PFHxS 1	N_mefosa_d3	550680	7.58 (7.59)	38947	0.1640	Yes ✓
13C-PFDoA 1	N_mefosa_d3	550680	0.00 (10.10)	0	N/A	No
PFTrDA 1	13c-pfdoda	0	10.40 (10.40)	2672	N/A	No
6_2-FTS 1	13C2-6_2-FTS	20204	8.18 (8.18)	7,001,069	N/A	No
8_2-FTS 1	13C2-6_2-FTS	20204	9.31 (9.29)	1451019	20.4450	No
13C2-6_2-FTS 1	N_mefosa_d3	550680	8.18 (8.19)	20204	1.7750	No

IRC Summary

Analyte Peak Name	RT (Exp RT)	Area	Modified?	Calc (Exp) MRM Ratio	Ratio Confirms ID
Pfba 2	2.48 (2.50)	1562532	No	1.00 (0.99)	YES
Pfpea 2	4.95 (4.96)	6961867	No	1.01 (1.00)	YES
Pfbs 2	5.41 (5.41)	9896224	Yes ✓	0.44 (0.41)	YES
Pfhxa 2	6.52 (6.52)	6186404	No	0.16 (0.09)	No
Pfhpa 2	7.50 (7.51)	6255250	No	0.41 (0.38)	YES
Pfhxs 2	7.59 (7.58)	36310753	Yes ✓	0.47 (0.40)	YES
Pfoa 2	8.27 (8.25)	69763533	No	1.11 (1.87)	No
Pfna 2	8.63 (8.83)	139186	No	0.35 (0.28)	No

JUN 0 3 2016

Analyte Peak Name	RT (Exp RT)	Area	Modified?	Calc (Exp) MRM Ratio	Ratio Confirms ID
Pfos 2	8.84 (8.83)	27733688	No	0.29 (0.34)	YES
Pfda 2	9.13 (9.32)	50286	No	1.38 (0.19)	No
Pfuna 2	0.00 (9.75)	0	No	0.00 (0.33)	No
Pfds 2	0.00 (9.73)	0	No	0.00 (0.29)	No
Pfdoa 2	0.00 (10.10)	0	No	0.00 (0.30)	No
Fosa 2	9.88 (9.90)	1179375	No	0.04 (0.03)	No
Pfteda 2	0.00 (10.70)	0	No	0.00 (0.22)	No
PFHpS 2	8.27 (8.27)	273087	Yes ✓	0.34 (0.41)	YES
NMeFOSE 2	0.00 (10.70)	0	No	0.00 (0.01)	No
NMeFOSA 2	0.00 (10.70)	0	No	0.00 (0.99)	No
NEtFOSE 2	0.00 (11.00)	0	No	0.00 (0.00)	No
NEtFOSA 2	0.00 (11.00)	0	No	0.00 (0.67)	No
PFTrDA 2	0.00 (10.40)	0	No	0.00 (0.22)	No
6_2-FTS 2	8.18 (8.18)	8800796	No	1.26 (1.28)	YES
8_2-FTS 2	9.31 (9.29)	147180	No	0.10 (0.10)	YES

Quantitative Peak Review **K1603420-009 100X** ***No data for Sample ID***

	File Name	Sample Type	Analyte Peak Name	Analyte Peak Area (counts)	Analyte Concentration (ng/mL)	Analyte Retention Time (min)	IS Peak Name	IS Peak Area (counts)	IS Concentration (ng/mL)
5666	051116\1103.wiff	Unknown	Pfba 2	1562500.	N/A	2.48	13c_pfba	0.0000	5.0000
5667	051116\1103.wiff	Unknown	Pfpea 1	6900300.	N/A	4.95	13c_pfhxa	62063.	5.0000
5668	051116\1103.wiff	Unknown	Pfpea 2	6961900.	N/A	4.95	13c_pfhxa	62063.	5.0000
5669	051116\1103.wiff	Unknown	Pfbs 1	21899000.	N/A	5.41	18o-pfhs	34412.	5.0000
5670	051116\1103.wiff	Unknown	Pfbs 2	9896200.	N/A	5.41	18o-pfhs	34412.	5.0000
5671	051116\1103.wiff	Unknown	Pfhxa 1	38261000.	N/A	6.51	13c_pfhxa	62063.	5.0000
5672	051116\1103.wiff	Unknown	Pfhxa 2	6186400.	N/A	6.52	13c_pfhxa	62063.	5.0000
5673	051116\1103.wiff	Unknown	Pfhpa 1	15247000.	N/A	7.50	13c_pfhxa	62063.	5.0000
5674	051116\1103.wiff	Unknown	Pfhpa 2	6255200.	N/A	7.50	13c_pfhxa	62063.	5.0000
5675	051116\1103.wiff	Unknown	Pfhxs 1	77852000.	N/A	7.63	18o-pfhs	34412.	5.0000
5676	051116\1103.wiff	Unknown	Pfhxs 2	36311000.	N/A	7.59	18o-pfhs	34412.	5.0000
5677	051116\1103.wiff	Unknown	Pfoa 1	62661000.	N/A	8.22	13c-pfoa	14432.	5.0000
5678	051116\1103.wiff	Unknown	Pfoa 2	69764000.	N/A	8.27	13c-pfoa	14432.	5.0000
5679	051116\1103.wiff	Unknown	Pfna 1	392890.	N/A	8.82	13c-pfna	21009.	5.0000

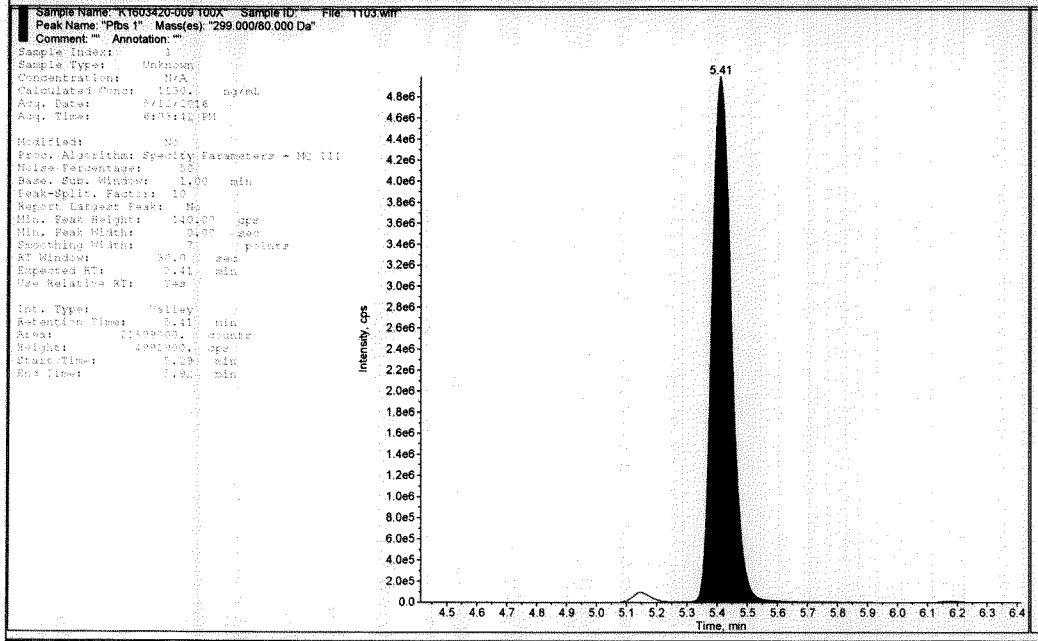

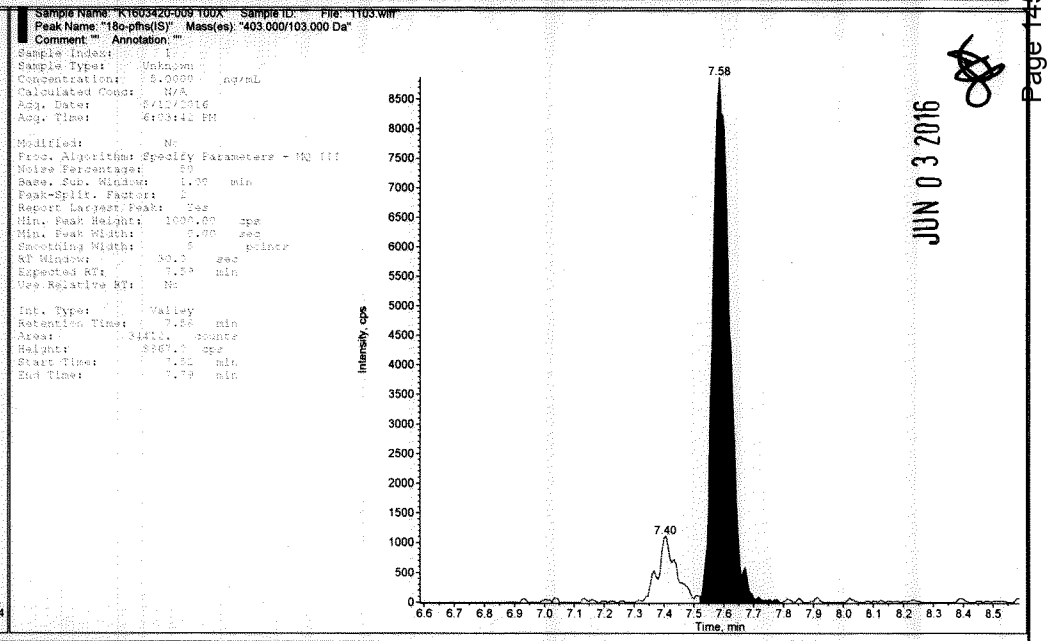

JUN 0 3 2016

	File Name	Sample Type	Analyte Peak Name	Analyte Peak Area (counts)	Analyte Concentration (ng/mL)	Analyte Retention Time (min)	IS Peak Name	IS Peak Area (counts)	IS Concentration (ng/mL)
5703	051116\1103.wiff	Unknown	NEtFOSA 1	0.0000	N/A	0.00	d5-NEtFOSA	2632.1	5.0000
5704	051116\1103.wiff	Unknown	NEtFOSA 2	0.0000	N/A	0.00	d5-NEtFOSA	2632.1	5.0000
5705	051116\1103.wiff	Unknown	d9-EtFOSE 1	5205.1	N/A	11.0	N_mefosa_d3	550680.	5.0000
5706	051116\1103.wiff	Unknown	d5-NEtFOSA 1	2632.1	N/A	11.0	N_mefosa_d3	550680.	5.0000
5707	051116\1103.wiff	Unknown	d7-NMeFOSE 1	4104.4	N/A	10.7	N_mefosa_d3	550680.	5.0000
5708	051116\1103.wiff	Unknown	13C_PFBA 1	0.0000	N/A	0.00	N_mefosa_d3	550680.	5.0000
5709	051116\1103.wiff	Unknown	13C_PFHXA 1	62063.	N/A	6.51	N_mefosa_d3	550680.	5.0000
5710	051116\1103.wiff	Unknown	13C-PFOA 1	14432.	N/A	8.24	N_mefosa_d3	550680.	5.0000
5711	051116\1103.wiff	Unknown	13C-PFNA 1	21009.	N/A	8.82	N_mefosa_d3	550680.	5.0000
5712	051116\1103.wiff	Unknown	13C-PFOS 1	56212.	N/A	8.83	N_mefosa_d3	550680.	5.0000
5713	051116\1103.wiff	Unknown	13C-PFDA 1	21250.	N/A	9.33	N_mefosa_d3	550680.	5.0000
5714	051116\1103.wiff	Unknown	13C-PFUNA 1	3708.4	N/A	9.75	N_mefosa_d3	550680.	5.0000
5715	051116\1103.wiff	Unknown	18O-PFHxS 1	34412.	N/A	7.58	N_mefosa_d3	550680.	5.0000
5716	051116\1103.wiff	Unknown	13C-PFDoA 1	0.0000	N/A	0.00	N_mefosa_d3	550680.	5.0000

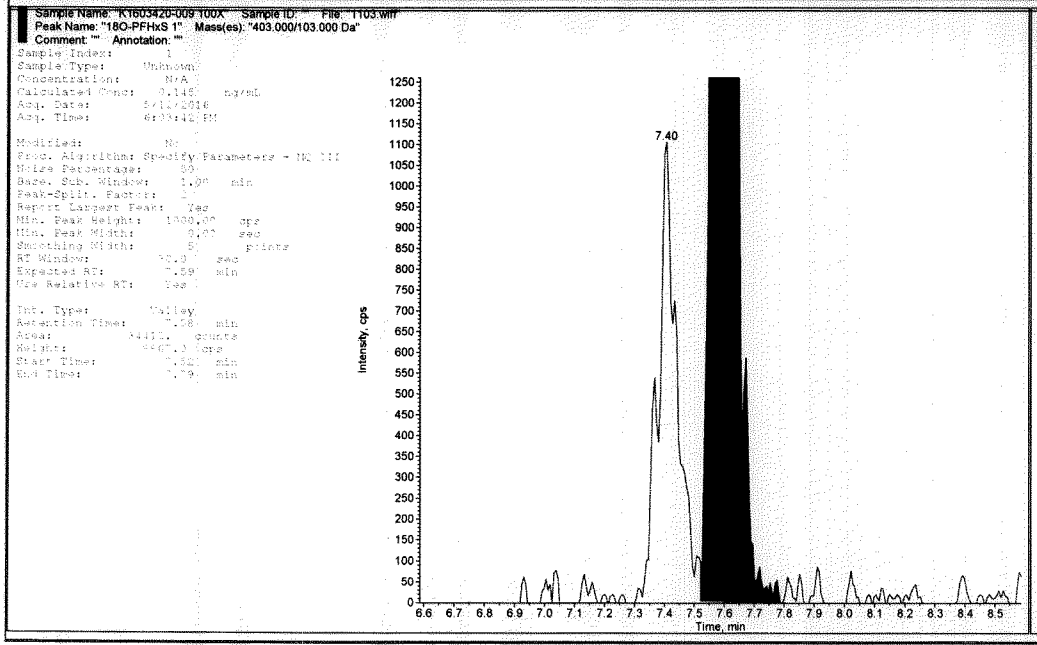

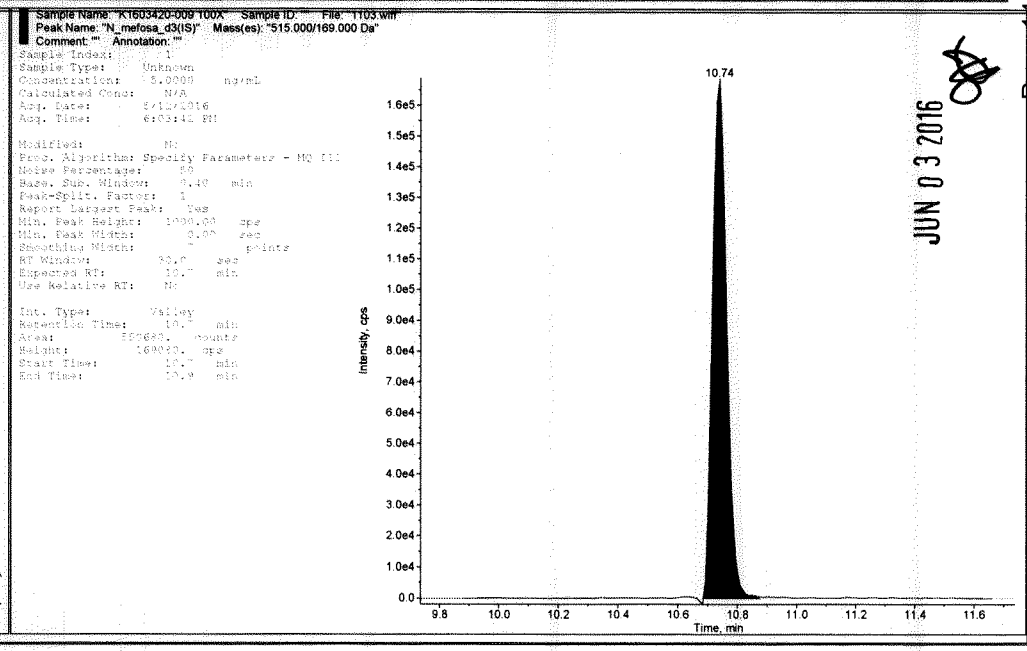

JUN 03 2016

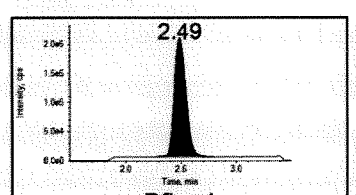

Pfba 1
213.000/169.000 Da
□ Baseline □ Missed
□ Wrong Peak

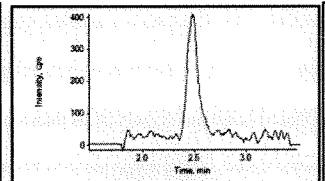

13c_pfba
217.000/172.000 Da
□ Baseline □ Missed
□ Wrong Peak

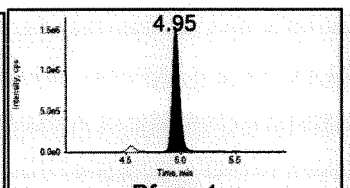

Pfpea 1
263.000/219.000 Da
□ Baseline □ Missed
□ Wrong Peak

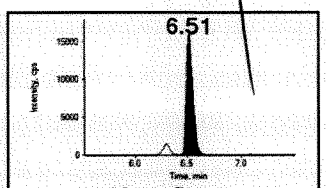

13c_pfhxa
315.000/270.000 Da
□ Baseline □ Missed
□ Wrong Peak

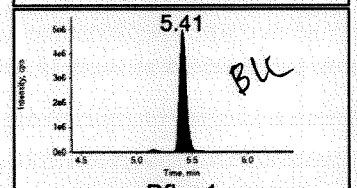

Pfbs 1
299.000/80.000 Da
□ Baseline □ Missed
□ Wrong Peak

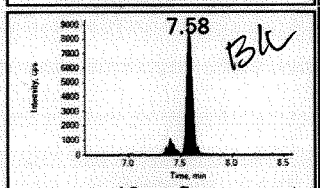

18o-pfhs
403.000/103.000 Da
□ Baseline □ Missed
□ Wrong Peak

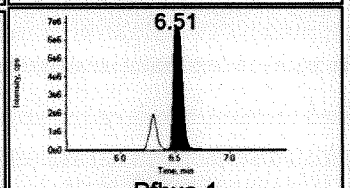

Pfhxa 1
313.000/269.000 Da
□ Baseline □ Missed
□ Wrong Peak

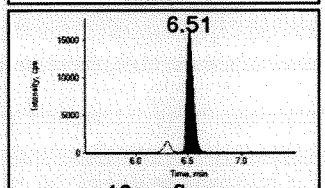

13c_pfhxa
315.000/270.000 Da
□ Baseline □ Missed
□ Wrong Peak

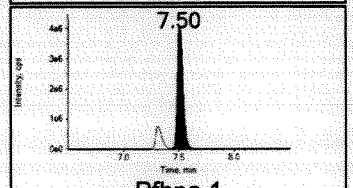

Pfhpa 1
363.000/319.000 Da
□ Baseline □ Missed
□ Wrong Peak

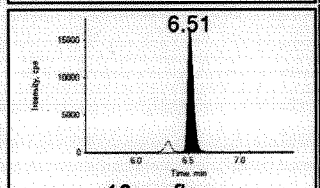

13c_pfhxa
315.000/270.000 Da
□ Baseline □ Missed
□ Wrong Peak

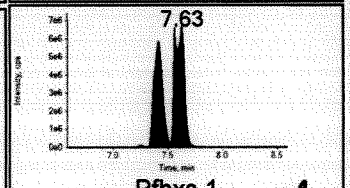

Pfhxs 1
399.000/80.000 Da
□ Baseline □ Missed
□ Wrong Peak

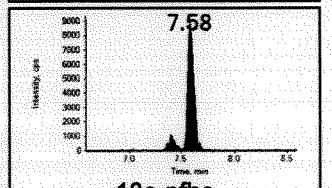

18o-pfhs
403.000/103.000 Da
□ Baseline □ Missed
□ Wrong Peak

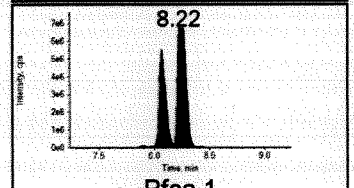

Pfoa 1
413.000/169.000 Da
□ Baseline □ Missed
□ Wrong Peak

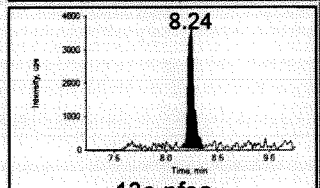

13c-pfoa
417.000/372.000 Da
□ Baseline □ Missed
□ Wrong Peak

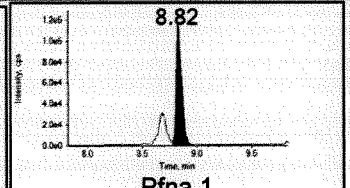

Pfna 1
463.000/419.000 Da
□ Baseline □ Missed
□ Wrong Peak

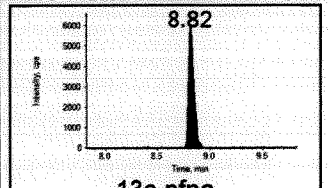

13c-pfna
468.000/423.000 Da
□ Baseline □ Missed
□ Wrong Peak

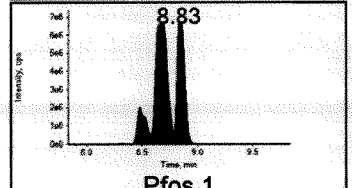

Pfos 1
499.000/80.000 Da
□ Baseline □ Missed
□ Wrong Peak

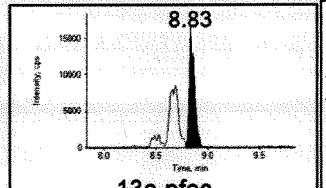

13c-pfos
503.000/80.000 Da
□ Baseline □ Missed
□ Wrong Peak

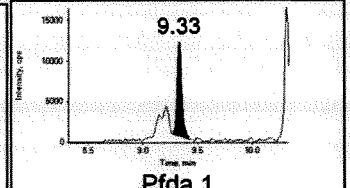

Pfda 1
513.000/469.000 Da
□ Baseline □ Missed
□ Wrong Peak

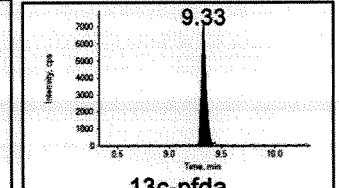

13c-pfda
515.000/470.000 Da
□ Baseline □ Missed
□ Wrong Peak

JUN 0 3 2016

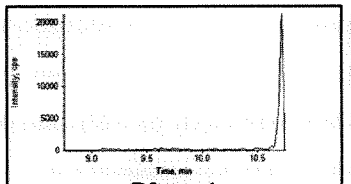
Pfuna 1
563.000/519.000 Da
□ Baseline □ Missed
□ Wrong Peak

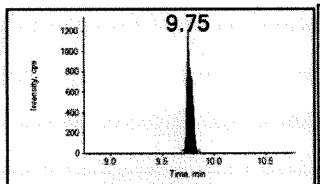

13c-pfuna
565.000/520.000 Da
□ Baseline □ Missed
□ Wrong Peak

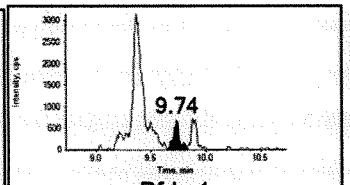

Pfds 1
599.000/80.000 Da
□ Baseline □ Missed
□ Wrong Peak

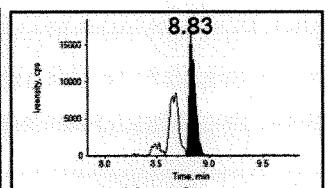

13c-pfos
503.000/80.000 Da
□ Baseline □ Missed
□ Wrong Peak

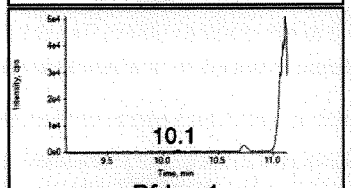

Pfdoa 1
613.000/569.000 Da
□ Baseline □ Missed
□ Wrong Peak

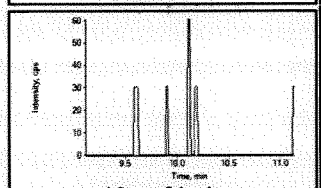
13c-pfdoda
615.000/570.000 Da
□ Baseline □ Missed
□ Wrong Peak

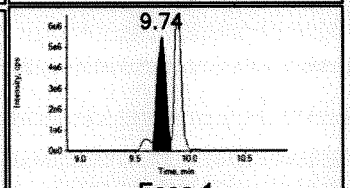

Fosa 1
498.000/78.000 Da
□ Baseline □ Missed
□ Wrong Peak

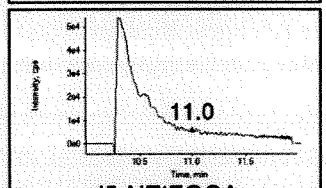

d5-NEtFOSA
531.000/169.000 Da
□ Baseline □ Missed
□ Wrong Peak

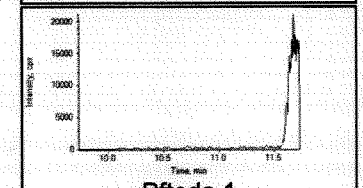
Pfteda 1
713.000/669.000 Da
□ Baseline □ Missed
□ Wrong Peak

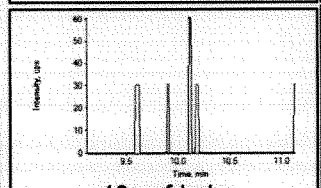
13c-pfdoda
615.000/570.000 Da
□ Baseline □ Missed
□ Wrong Peak

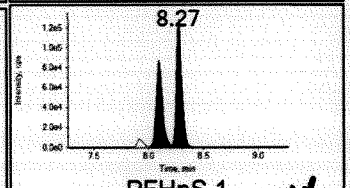

PFHpS 1
449.400/80.000 Da
□ Baseline □ Missed
□ Wrong Peak

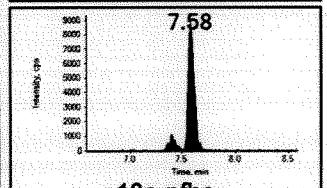

18o-pfhs
403.000/103.000 Da
□ Baseline □ Missed
□ Wrong Peak

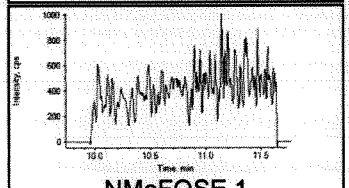
NMeFOSE 1
616.200/58.800 Da
□ Baseline □ Missed
□ Wrong Peak

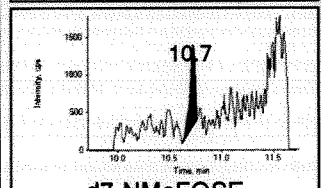

d7-NMeFOSE
623.000/59.000 Da
□ Baseline □ Missed
□ Wrong Peak

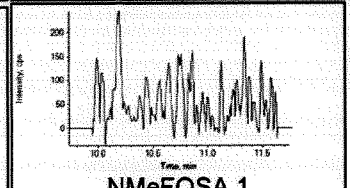
NMeFOSA 1
512.200/169.300 Da
□ Baseline □ Missed
□ Wrong Peak

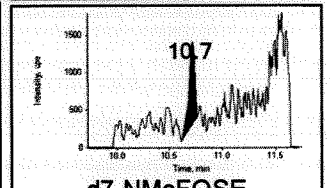

d7-NMeFOSE
623.000/59.000 Da
□ Baseline □ Missed
□ Wrong Peak

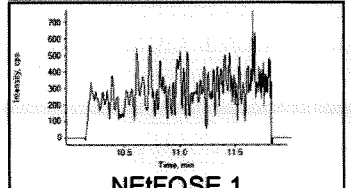
NEtFOSE 1
630.200/59.000 Da
□ Baseline □ Missed
□ Wrong Peak

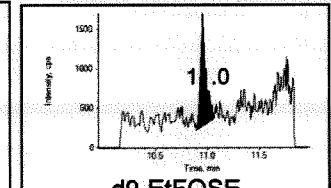

d9-EtFOSE
639.000/59.000 Da
□ Baseline □ Missed
□ Wrong Peak

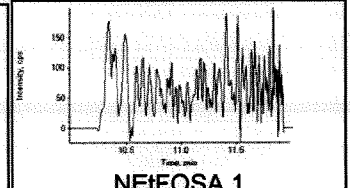
NEtFOSA 1
526.200/169.000 Da
□ Baseline □ Missed
□ Wrong Peak

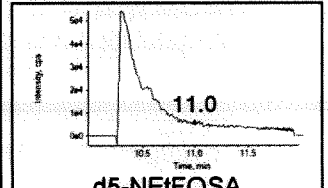

d5-NEtFOSA
531.000/169.000 Da
□ Baseline □ Missed
□ Wrong Peak

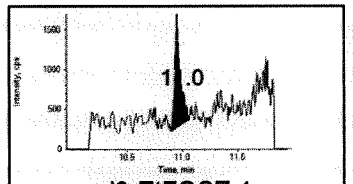

d9-EtFOSE 1
639.000/59.000 Da
□ Baseline □ Missed
□ Wrong Peak

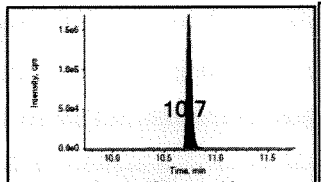

N_mefosa_d3
515.000/169.000 Da
□ Baseline □ Missed
□ Wrong Peak

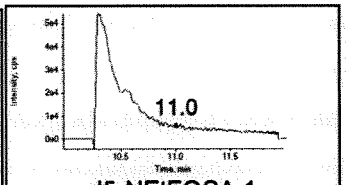

d5-NEtFOSA 1
531.000/169.000 Da
□ Baseline □ Missed
□ Wrong Peak

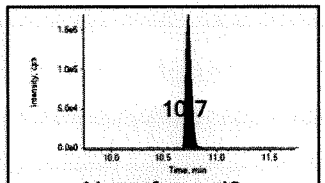

N_mefosa_d3
515.000/169.000 Da
□ Baseline □ Missed
□ Wrong Peak

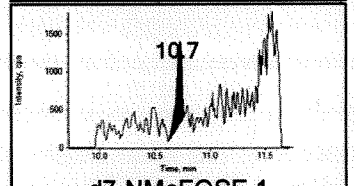

d7-NMeFOSE 1
623.000/59.000 Da
□ Baseline □ Missed
□ Wrong Peak

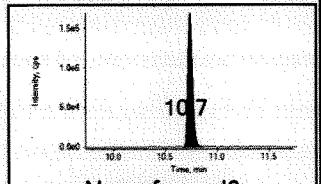

N_mefosa_d3
515.000/169.000 Da
□ Baseline □ Missed
□ Wrong Peak

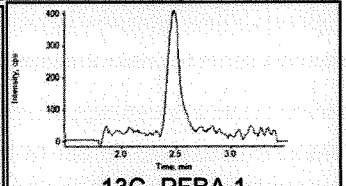

13C_PFBA 1
217.000/172.000 Da
□ Baseline □ Missed
□ Wrong Peak

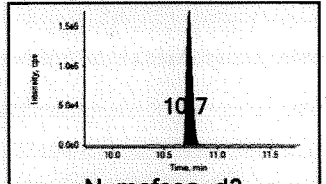

N_mefosa_d3
515.000/169.000 Da
□ Baseline □ Missed
□ Wrong Peak

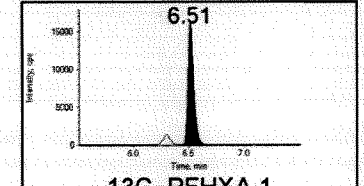

13C_PFHXA 1
315.000/270.000 Da
□ Baseline □ Missed
□ Wrong Peak

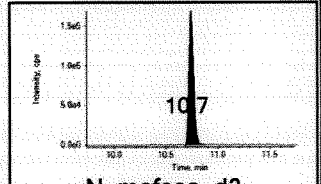

N_mefosa_d3
515.000/169.000 Da
□ Baseline □ Missed
□ Wrong Peak

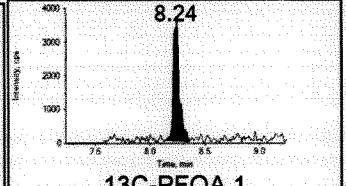

13C-PFOA 1
417.000/372.000 Da
□ Baseline □ Missed
□ Wrong Peak

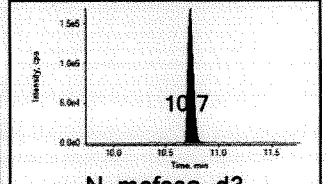

N_mefosa_d3
515.000/169.000 Da
□ Baseline □ Missed
□ Wrong Peak

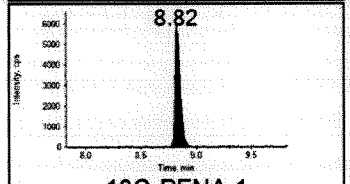

13C-PFNA 1
468.000/423.000 Da
□ Baseline □ Missed
□ Wrong Peak

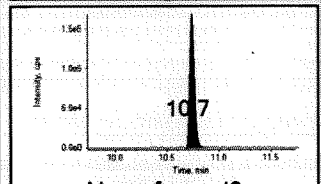

N_mefosa_d3
515.000/169.000 Da
□ Baseline □ Missed
□ Wrong Peak

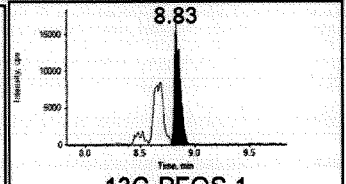

13C-PFOS 1
503.000/80.000 Da
□ Baseline □ Missed
□ Wrong Peak

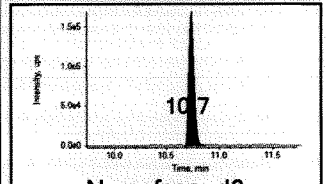

N_mefosa_d3
515.000/169.000 Da
□ Baseline □ Missed
□ Wrong Peak

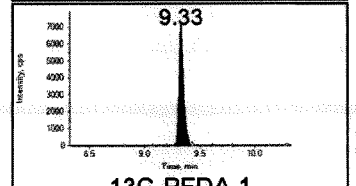

13C-PFDA 1
515.000/470.000 Da
□ Baseline □ Missed
□ Wrong Peak

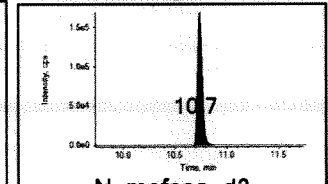

N_mefosa_d3
515.000/169.000 Da
□ Baseline □ Missed
□ Wrong Peak

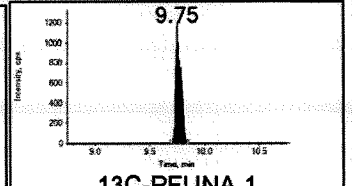

13C-PFUNA 1
565.000/520.000 Da
□ Baseline □ Missed
□ Wrong Peak

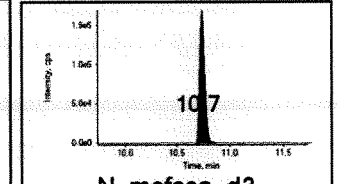

N_mefosa_d3
515.000/169.000 Da
□ Baseline □ Missed
□ Wrong Peak

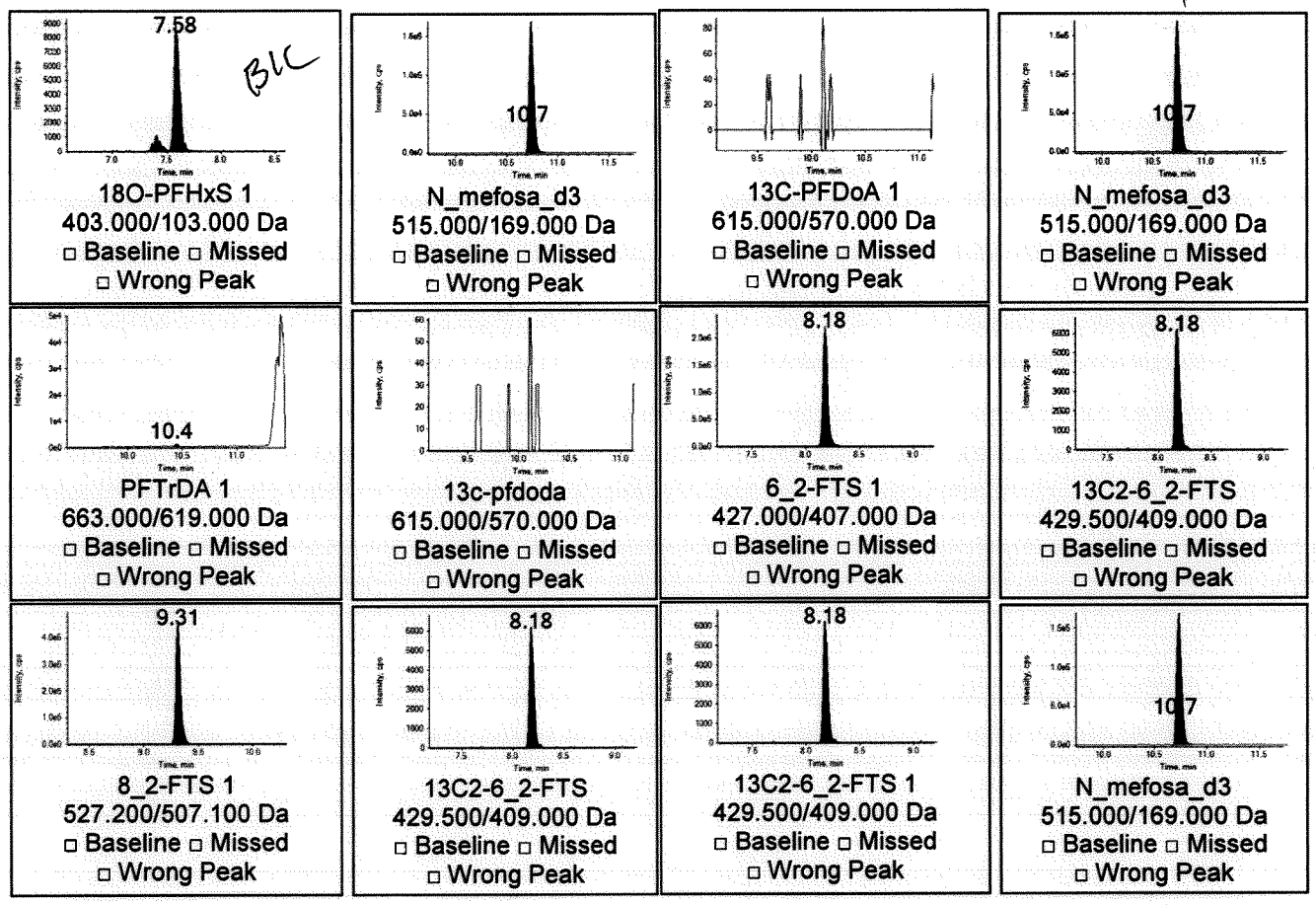

Ion Ratio Confirmation

JUN 0 3 2016

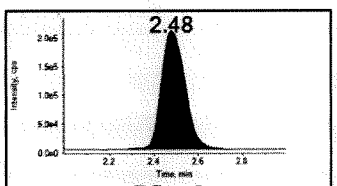

Pfba 2
Mod? No
□ Baseline □ Missed
□ Wrong Peak

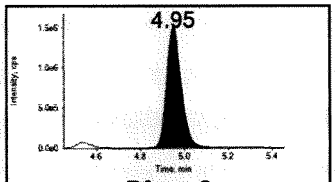

Pfpea 2
Mod? No
□ Baseline □ Missed
□ Wrong Peak

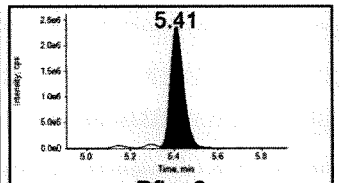

Pfbs 2
Mod? Yes
□ Baseline □ Missed
□ Wrong Peak

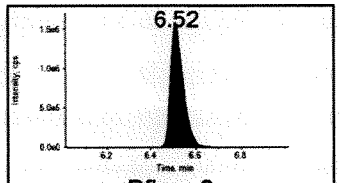

Pfhxa 2
Mod? No
□ Baseline □ Missed
□ Wrong Peak

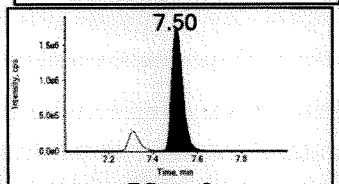

Pfhpa 2
Mod? No
□ Baseline □ Missed
□ Wrong Peak

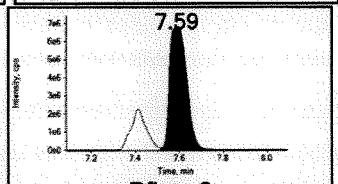

Pfhxs 2
Mod? Yes
□ Baseline □ Missed
□ Wrong Peak

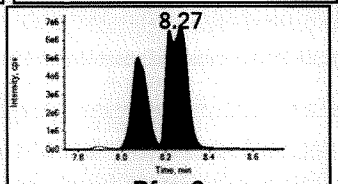

Pfoa 2
Mod? No
□ Baseline □ Missed
□ Wrong Peak

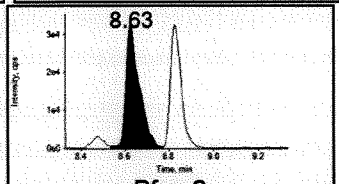

Pfna 2
Mod? No
□ Baseline □ Missed
□ Wrong Peak

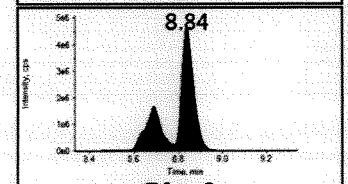

Pfos 2
Mod? No
□ Baseline □ Missed
□ Wrong Peak

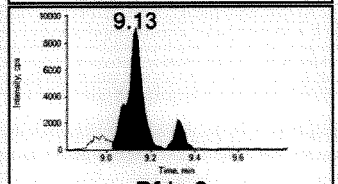

Pfda 2
Mod? No
□ Baseline □ Missed
□ Wrong Peak

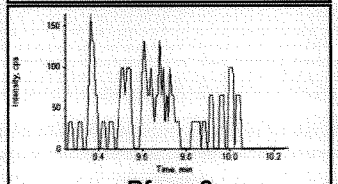

Pfuna 2
Mod? No
□ Baseline □ Missed
□ Wrong Peak

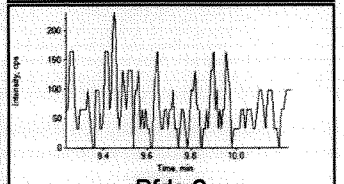

Pfds 2
Mod? No
□ Baseline □ Missed
□ Wrong Peak

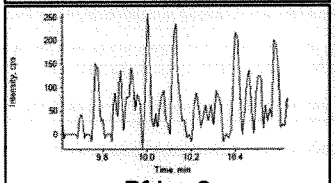

Pfdoa 2
Mod? No
□ Baseline □ Missed
□ Wrong Peak

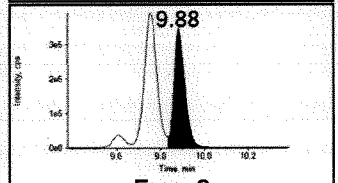

Fosa 2
Mod? No
□ Baseline □ Missed
□ Wrong Peak

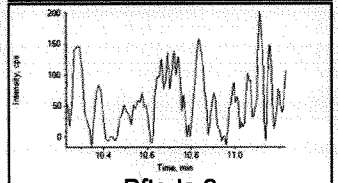

Pfteda 2
Mod? No
□ Baseline □ Missed
□ Wrong Peak

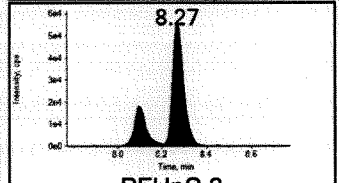

PFHpS 2
Mod? Yes
□ Baseline □ Missed
□ Wrong Peak

JUN 0 3 2016

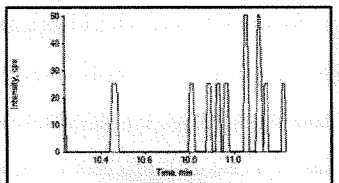

NMeFOSE 2
Mod? No
□ Baseline □ Missed
□ Wrong Peak

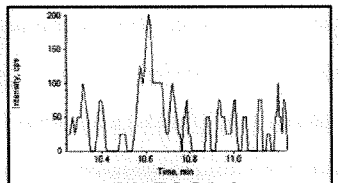

NMeFOSA 2
Mod? No
□ Baseline □ Missed
□ Wrong Peak

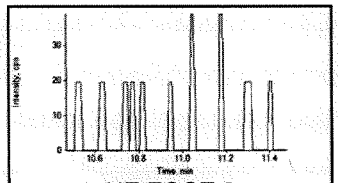

NEtFOSE 2
Mod? No
□ Baseline □ Missed
□ Wrong Peak

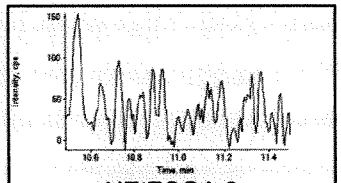

NEtFOSA 2
Mod? No
□ Baseline □ Missed
□ Wrong Peak

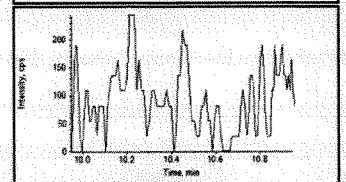

PFTrDA 2
Mod? No
□ Baseline □ Missed
□ Wrong Peak

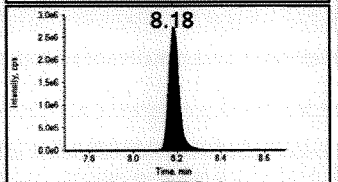

6_2-FTS 2
Mod? No
□ Baseline □ Missed
□ Wrong Peak

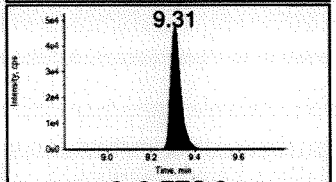

8_2-FTS 2
Mod? No
□ Baseline □ Missed
□ Wrong Peak

Project	CAS Methods\PFAS
Data File	052416\1024.wiff
Result Table	052416_IS.rdb
Instrument Name	LCMS03

narrate instrument IS. used due to dil.

Sample Name	K1603420-009 2,000X	Injection Volume	10
Acquisition Date	5/24/2016 8:31:00 PM	Sample Type	Unknown
Acquisition Method	PFAS.dam	Dilution Factor	1.00
Injection Vial	37	Weight to Volume	0.00

Results Summary

*report.

Analyte Name	IS Name	IS Area	Analyte RT (Exp RT)	Analyte Area	Calc. Conc (ng/mL)	Modified?
PFBS 1	d3-N-MeFOSA(IS)	1006100	5.70 (5.69)	3018100	* 1.7400	No
18O-PFHxS	d3-N-MeFOSA(IS)	1006100	7.84 (7.84)	1255	0.0075	No
13C-PFOA	d3-N-MeFOSA(IS)	1006100	8.49 (8.48)	1136	0.0024	Yes
PFOA 1	d3-N-MeFOSA(IS)	1006100	8.50 (8.48)	12122000	* 32.0000	No
13C-PFOS	d3-N-MeFOSA(IS)	1006100	9.09 (9.07)	2734	0.0024	No
PFOS 1	d3-N-MeFOSA(IS)	1006100	9.08 (9.07)	22390000	* 22.2000	No

w. dil
3480
640 00
44400

IRC Summary

Analyte Peak Name	RT (Exp RT)	Area	Modified?	Calc (Exp) MRM Ratio	Ratio Confirms ID
PFBS 2	5.70 (5.69)	1516100	No	0.50 (0.51)	YES
PFOA 2	8.50 (8.48)	11552000	No	0.95 (1.09)	YES
PFOS 2	9.08 (9.07)	3930600	No	0.18 (0.25)	No

Quantitative Peak Review

K1603420-009 2,000X ***No data for Sample ID***

MAY 27 2016

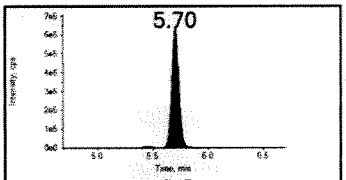

PFBS 1
299.000/80.000 Da
□ Baseline □ Missed
□ Wrong Peak

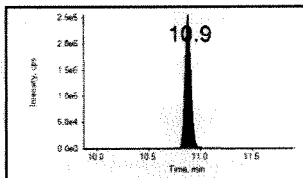

d3-N-MeFOSA(IS)
515.000/169.000 Da
□ Baseline □ Missed
□ Wrong Peak

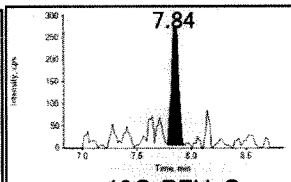

18O-PFHxS
403.000/103.000 Da
□ Baseline □ Missed
□ Wrong Peak

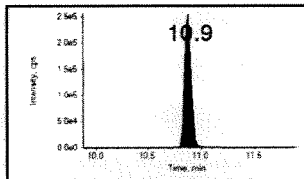

d3-N-MeFOSA(IS)
515.000/169.000 Da
□ Baseline □ Missed
□ Wrong Peak

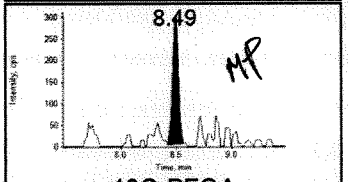

13C-PFOA
417.000/372.000 Da
□ Baseline □ Missed
□ Wrong Peak

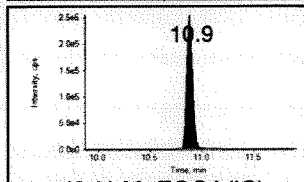

d3-N-MeFOSA(IS)
515.000/169.000 Da
□ Baseline □ Missed
□ Wrong Peak

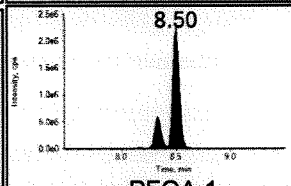

PFOA 1
413.000/169.000 Da
□ Baseline □ Missed
□ Wrong Peak

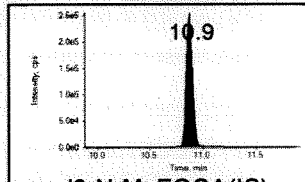

d3-N-MeFOSA(IS)
515.000/169.000 Da
□ Baseline □ Missed
□ Wrong Peak

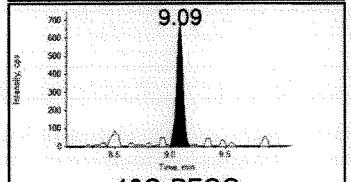

13C-PFOS
503.000/80.000 Da
□ Baseline □ Missed
□ Wrong Peak

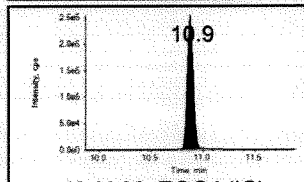

d3-N-MeFOSA(IS)
515.000/169.000 Da
□ Baseline □ Missed
□ Wrong Peak

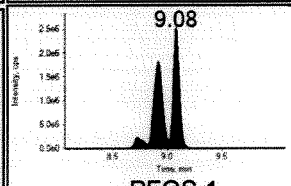

PFOS 1
499.000/80.000 Da
□ Baseline □ Missed
□ Wrong Peak

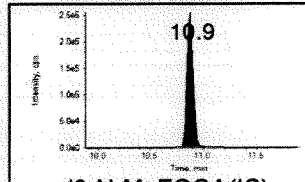

d3-N-MeFOSA(IS)
515.000/169.000 Da
□ Baseline □ Missed
□ Wrong Peak

Ion Ratio Confirmation

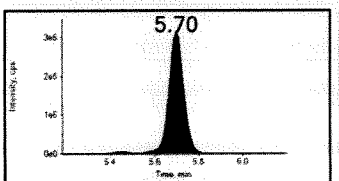

PFBS 2
Mod? No
□ Baseline □ Missed
□ Wrong Peak

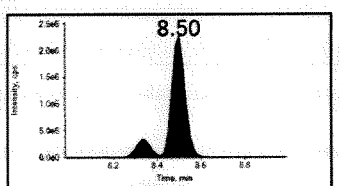

PFOA 2
Mod? No
□ Baseline □ Missed
□ Wrong Peak

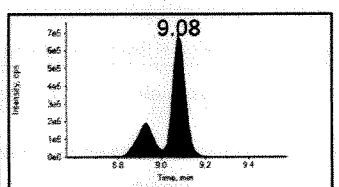

PFOS 2
Mod? No
□ Baseline □ Missed
□ Wrong Peak

MAY 2 7 2016

Project	Ewan's Projects\PFCs
Data File	050116\1063.wiff
Result Table	050116.rdb
Instrument Name	LCMS02

Sample Name	KQ1603496-04	Injection Volume	10
Acquisition Date	5/2/2016 5:48:32 AM	Sample Type	Unknown
Acquisition Method	PFC_090315 schedule mrm.dam	Dilution Factor	1.00
Injection Vial	38	Weight to Volume	0.00

Results Summary

MB

Analyte Name	IS Name	IS Area	Analyte RT (Exp RT)	Analyte Area	Calc. Conc (ng/mL)	Modified?
Pfba 1	13c_pfba	1594517	2.55 (2.55)	14291	0.0530	No
Pfpea 1	13c_pfhxa	2493212	5.00 (4.99)	3746	0.0130	Yes
Pfbs 1	18o-pfhs	801642	5.45 (5.46)	4064	0.0080	No
Pfhxa 1	13c_pfhxa	2493212	6.55 (6.55)	43838	0.1010	No
Pfhpa 1	13c_pfhxa	2493212	7.55 (7.54)	7171	0.0140	No
Pfhxs 1	18o-pfhs	801642	7.63 (7.63)	53625	0.1180	Yes
Pfoa 1	13c-pfoa	1819269	8.29 (8.28)	25603	0.1320	Yes
Pfna 1	13c-pfna	2016024	0.00 (8.88)	0	N/A	No
Pfos 1	13c-pfos	1571539	8.89 (8.88)	61340	0.2090	No
Pfda 1	13c-pfda	1611672	0.00 (9.37)	0	N/A	No
Pfuna 1	13c-pfuna	300058	9.79 (9.79)	3499	0.0220	No
Pfds 1	13c-pfos	1571539	0.00 (9.78)	0	N/A	No
Pfdoa 1	13c-pfdoda	20471	10.10 (10.20)	1023	0.0050	No
Fosa 1	d5-NEtFOSA	250824	9.93 (9.93)	224989	0.9710	Yes
Pfteda 1	13c-pfdoda	20471	0.00 (10.80)	0	N/A	No
PFHpS 1	18o-pfhs	801642	0.00 (8.31)	0	N/A	No
NMeFOSE 1	d7-NMeFOSE	311940	0.00 (10.80)	0	N/A	No
NMeFOSA 1	d7-NMeFOSE	311940	0.00 (10.80)	0	N/A	No
NEtFOSE 1	d9-EtFOSE	399593	0.00 (11.00)	0	N/A	No
NEtFOSA 1	d5-NEtFOSA	250824	0.00 (11.00)	0	N/A	No

MAY 12 2016

Analyte Name	IS Name	IS Area	Analyte RT (Exp RT)	Analyte Area	Calc. Conc (ng/mL)	Modified?
d9-EtFOSE 1	N_mefosa_d3	306566	11.00 (11.00)	399593	4.7960	No
d5-NEtFOSA 1	N_mefosa_d3	306566	11.00 (11.00)	250824	3.9660	No
d7-NMeFOSE 1	N_mefosa_d3	306566	10.80 (10.80)	311940	4.8470	No
13C_PFBA 1	N_mefosa_d3	306566	2.54 (2.51)	1594517	5.8200	No
13C_PFHXA 1	N_mefosa_d3	306566	6.55 (6.57)	2493212	6.2920	No
13C-PFOA 1	N_mefosa_d3	306566	8.28 (8.29)	1819269	6.3210	No
13C-PFNA 1	N_mefosa_d3	306566	8.88 (8.89)	2016024	6.5160	No
13C-PFOS 1	N_mefosa_d3	306566	8.88 (8.89)	1571539	5.8850	No
13C-PFDA 1	N_mefosa_d3	306566	9.37 (9.39)	1611672	6.2800	No
13C-PFUNA 1	N_mefosa_d3	306566	9.79 (9.80)	300058	5.8190	No
18O-PFHxS 1	N_mefosa_d3	306566	7.63 (7.65)	801642	6.0320	No
13C-PFDoA 1	N_mefosa_d3	306566	10.20 (10.20)	20534	6.3180	No
PFTrDA 1	13c-pfdoda	20471	0.00 (10.50)	0	N/A	No
6_2-FTS 1	13C2-6_2-FTS	22074	8.23 (8.22)	11042	0.1500	No
8_2-FTS 1	13C2-6_2-FTS	22074	9.38 (9.34)	977	N/A	No
13C2-6_2-FTS 1	N_mefosa_d3	306566	8.22 (8.25)	22074	5.4380	No

IRC Summary

Analyte Peak Name	RT (Exp RT)	Area	Modified?	Calc (Exp) MRM Ratio	Ratio Confirms ID
Pfba 2	2.55 (2.55)	10394	No	0.73 (0.99)	No
Pfpea 2	5.00 (4.99)	3855	Yes	1.03 (1.01)	YES
Pfbs 2	5.46 (5.45)	1839	Yes	0.45 (0.41)	YES
Pfhxa 2	6.54 (6.55)	3782	No	0.09 (0.09)	YES
Pfhpa 2	0.00 (7.54)	0	No	0.00 (0.40)	No
Pfhxs 2	7.63 (7.63)	20560	Yes	0.38 (0.40)	YES
Pfoa 2	8.28 (8.28)	38695	No	1.51 (1.86)	YES
Pfna 2	0.00 (8.88)	0	Yes	0.00 (0.30)	No

Analyte Peak Name	RT (Exp RT)	Area	Modified?	Calc (Exp) MRM Ratio	Ratio Confirms ID
Pfos 2	8.89 (8.88)	13738	No	0.22 (0.33)	No
Pfda 2	0.00 (9.37)	0	Yes	0.00 (0.20)	No
Pfuna 2	0.00 (9.79)	0	No	0.00 (0.33)	No
Pfds 2	0.00 (9.78)	0	No	0.00 (0.32)	No
Pfdoa 2	0.00 (10.20)	0	No	0.00 (0.29)	No
Fosa 2	0.00 (9.93)	0	No	0.00 (0.03)	No
Pfteda 2	0.00 (10.80)	0	No	0.00 (0.23)	No
PFHpS 2	0.00 (8.31)	0	No	0.00 (0.41)	No
NMeFOSE 2	0.00 (10.80)	0	Yes	0.00 (0.01)	No
NMeFOSA 2	0.00 (10.80)	0	No	0.00 (0.97)	No
NEtFOSE 2	0.00 (11.00)	0	No	0.00 (0.01)	No
NEtFOSA 2	0.00 (11.00)	0	No	0.00 (0.69)	No
PFTrDA 2	0.00 (10.50)	0	No	0.00 (0.24)	No
6_2-FTS 2	8.23 (8.22)	14089	No	1.28 (1.30)	YES
8_2-FTS 2	0.00 (9.33)	0	No	0.00 (0.10)	No

Quantitative Peak Review KQ1603496-04 MB

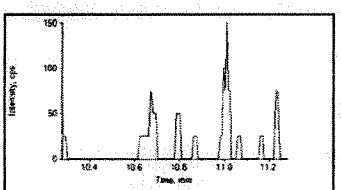

NMeFOSE 2
Mod? Yes
□ Baseline □ Missed
□ Wrong Peak

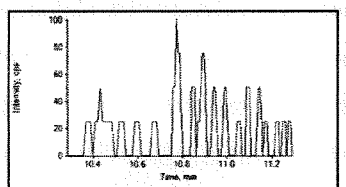

NMeFOSA 2
Mod? No
□ Baseline □ Missed
□ Wrong Peak

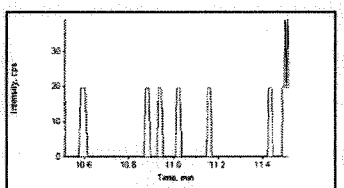

NEtFOSE 2
Mod? No
□ Baseline □ Missed
□ Wrong Peak

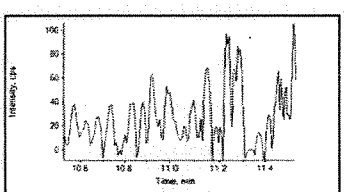

NEtFOSA 2
Mod? No
□ Baseline □ Missed
□ Wrong Peak

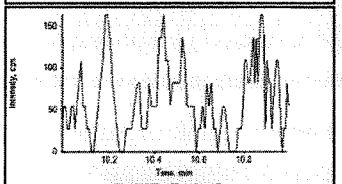

PFTrDA 2
Mod? No
□ Baseline □ Missed
□ Wrong Peak

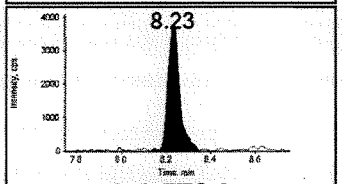

6_2-FTS 2
Mod? No
□ Baseline □ Missed
□ Wrong Peak

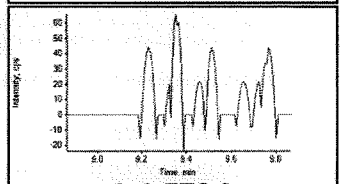

8_2-FTS 2
Mod? No
□ Baseline □ Missed
□ Wrong Peak

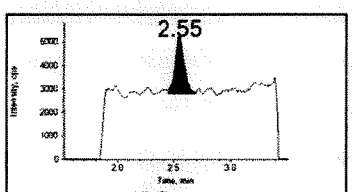

Pfba 1
213.000/169.000 Da
□ Baseline □ Missed
□ Wrong Peak

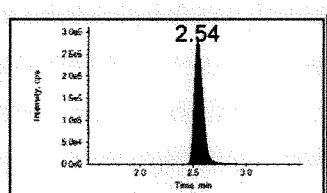

13c_pfba
217.000/172.000 Da
□ Baseline □ Missed
□ Wrong Peak

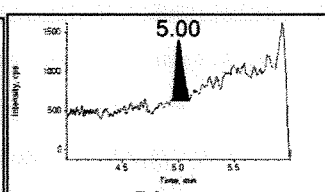

Pfpea 1
263.000/219.000 Da
□ Baseline □ Missed
□ Wrong Peak

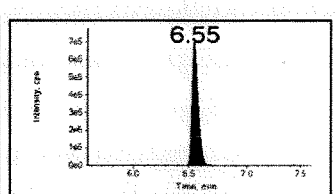

13c_pfhxa
315.000/270.000 Da
□ Baseline □ Missed
□ Wrong Peak

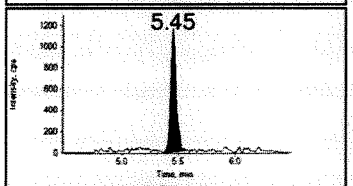

Pfbs 1
299.000/80.000 Da
□ Baseline □ Missed
□ Wrong Peak

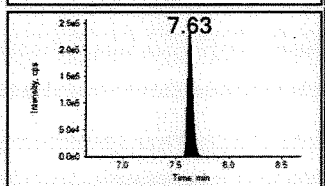

18o-pfhs
403.000/103.000 Da
□ Baseline □ Missed
□ Wrong Peak

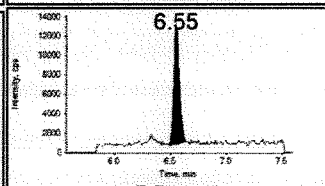

Pfhxa 1
313.000/269.000 Da
□ Baseline □ Missed
□ Wrong Peak

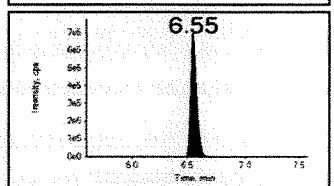

13c_pfhxa
315.000/270.000 Da
□ Baseline □ Missed
□ Wrong Peak

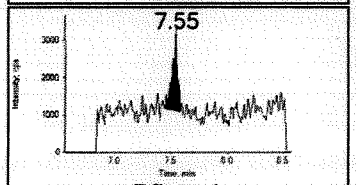

Pfhpa 1
363.000/319.000 Da
□ Baseline □ Missed
□ Wrong Peak

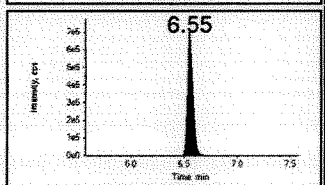

13c_pfhxa
315.000/270.000 Da
□ Baseline □ Missed
□ Wrong Peak

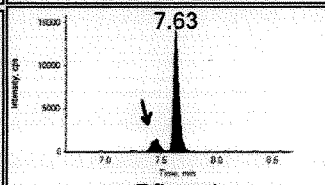

Pfhxs 1
399.000/80.000 Da
□ Baseline □ Missed
□ Wrong Peak

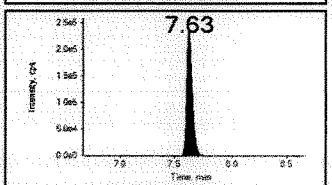

18o-pfhs
403.000/103.000 Da
□ Baseline □ Missed
□ Wrong Peak

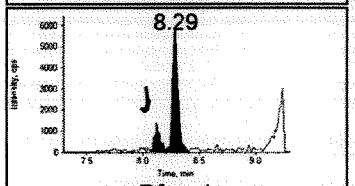

Pfoa 1
413.000/169.000 Da
□ Baseline □ Missed
□ Wrong Peak

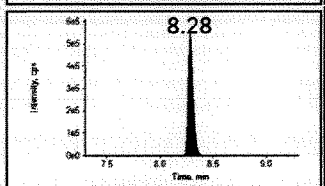

13c-pfoa
417.000/372.000 Da
□ Baseline □ Missed
□ Wrong Peak

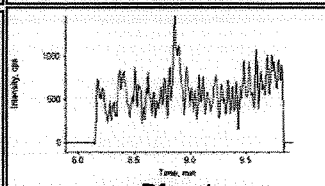

Pfna 1
463.000/419.000 Da
□ Baseline □ Missed
□ Wrong Peak

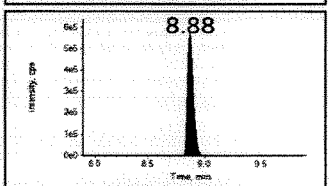

13c-pfna
468.000/423.000 Da
□ Baseline □ Missed
□ Wrong Peak

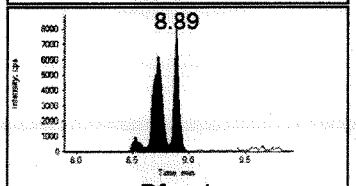

Pfos 1
499.000/80.000 Da
□ Baseline □ Missed
□ Wrong Peak

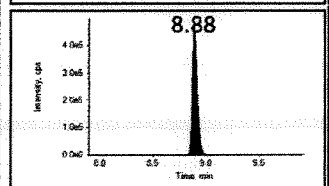

13c-pfos
503.000/80.000 Da
□ Baseline □ Missed
□ Wrong Peak

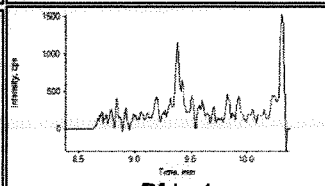

Pfda 1
513.000/469.000 Da
□ Baseline □ Missed
□ Wrong Peak

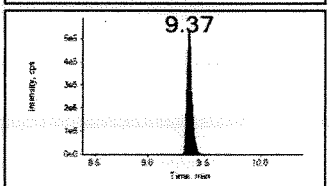

13c-pfda
515.000/470.000 Da
□ Baseline □ Missed
□ Wrong Peak

MAY 12 2016

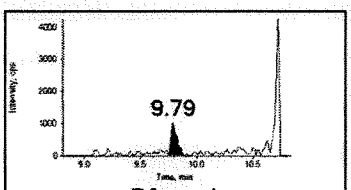

Pfuna 1
563.000/519.000 Da
□ Baseline □ Missed
□ Wrong Peak

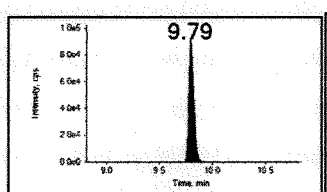

13c-pfuna
565.000/520.000 Da
□ Baseline □ Missed
□ Wrong Peak

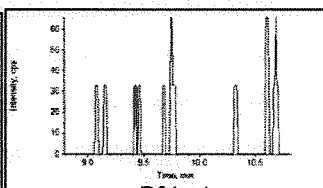

Pfds 1
599.000/80.000 Da
□ Baseline □ Missed
□ Wrong Peak

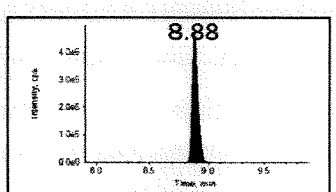

13c-pfos
503.000/80.000 Da
□ Baseline □ Missed
□ Wrong Peak

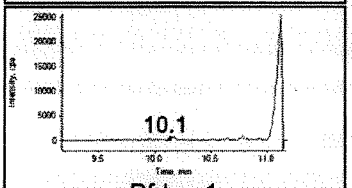

Pfdoa 1
613.000/569.000 Da
□ Baseline □ Missed
□ Wrong Peak

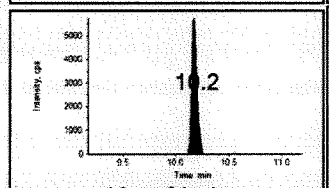

13c-pfdoda
615.000/570.000 Da
□ Baseline □ Missed
□ Wrong Peak

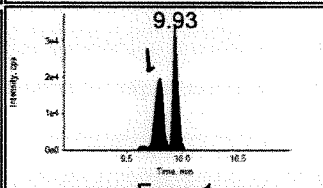

Fosa 1
498.000/78.000 Da
□ Baseline □ Missed
□ Wrong Peak

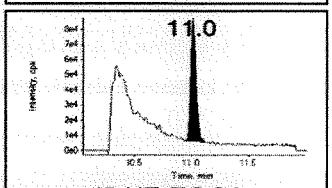

d5-NEtFOSA
531.000/169.000 Da
□ Baseline □ Missed
□ Wrong Peak

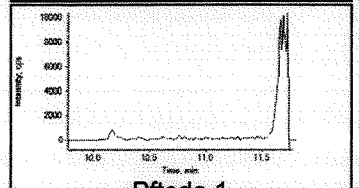

Pfteda 1
713.000/669.000 Da
□ Baseline □ Missed
□ Wrong Peak

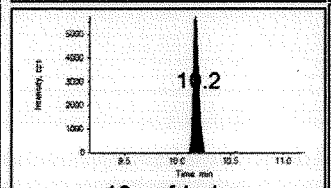

13c-pfdoda
615.000/570.000 Da
□ Baseline □ Missed
□ Wrong Peak

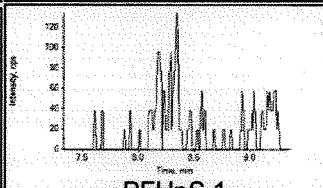

PFHpS 1
449.400/80.000 Da
□ Baseline □ Missed
□ Wrong Peak

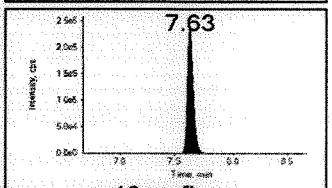

18o-pfhs
403.000/103.000 Da
□ Baseline □ Missed
□ Wrong Peak

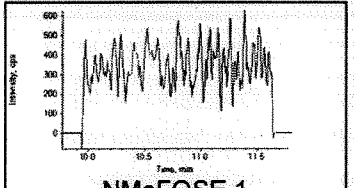

NMeFOSE 1
616.200/58.800 Da
□ Baseline □ Missed
□ Wrong Peak

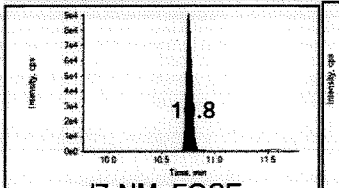

d7-NMeFOSE
623.000/59.000 Da
□ Baseline □ Missed
□ Wrong Peak

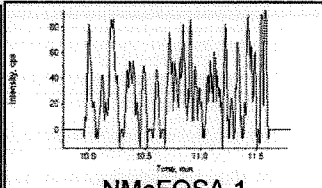

NMeFOSA 1
512.200/169.300 Da
□ Baseline □ Missed
□ Wrong Peak

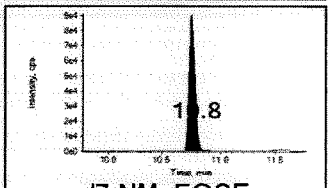

d7-NMeFOSE
623.000/59.000 Da
□ Baseline □ Missed
□ Wrong Peak

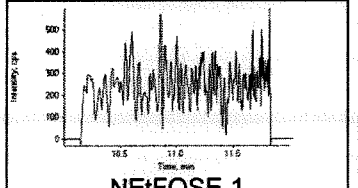

NEtFOSE 1
630.200/59.000 Da
□ Baseline □ Missed
□ Wrong Peak

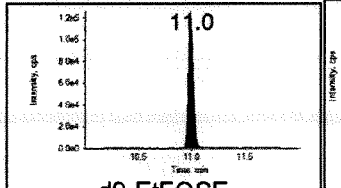

d9-EtFOSE
639.000/59.000 Da
□ Baseline □ Missed
□ Wrong Peak

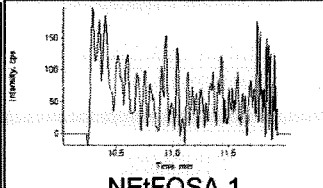

NEtFOSA 1
526.200/169.000 Da
□ Baseline □ Missed
□ Wrong Peak

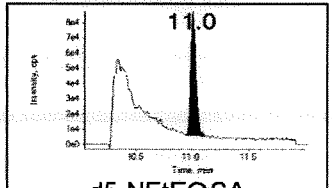

d5-NEtFOSA
531.000/169.000 Da
□ Baseline □ Missed
□ Wrong Peak

MAY 12 2016

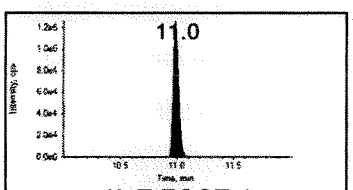

d9-EtFOSE 1
639.000/59.000 Da
□ Baseline □ Missed
□ Wrong Peak

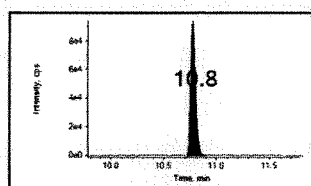

N_mefosa_d3
515.000/169.000 Da
□ Baseline □ Missed
□ Wrong Peak

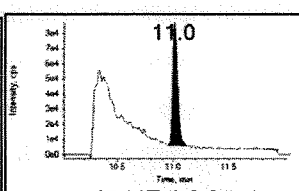

d5-NEtFOSA 1
531.000/169.000 Da
□ Baseline □ Missed
□ Wrong Peak

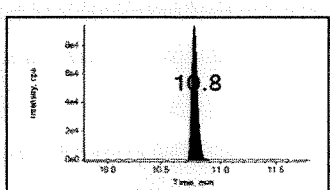

N_mefosa_d3
515.000/169.000 Da
□ Baseline □ Missed
□ Wrong Peak

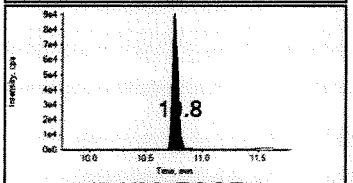

d7-NMeFOSE 1
623.000/59.000 Da
□ Baseline □ Missed
□ Wrong Peak

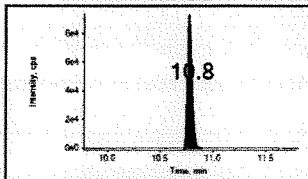

N_mefosa_d3
515.000/169.000 Da
□ Baseline □ Missed
□ Wrong Peak

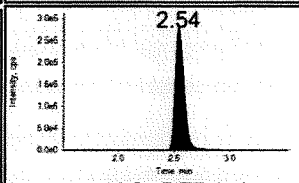

13C_PFBA 1
217.000/172.000 Da
□ Baseline □ Missed
□ Wrong Peak

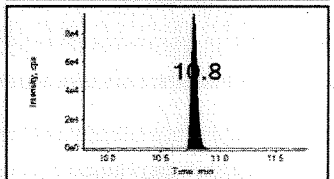

N_mefosa_d3
515.000/169.000 Da
□ Baseline □ Missed
□ Wrong Peak

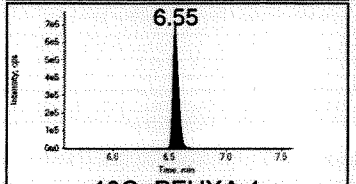

13C_PFHXA 1
315.000/270.000 Da
□ Baseline □ Missed
□ Wrong Peak

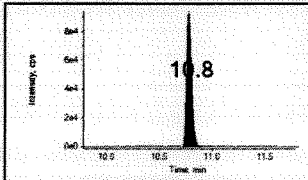

N_mefosa_d3
515.000/169.000 Da
□ Baseline □ Missed
□ Wrong Peak

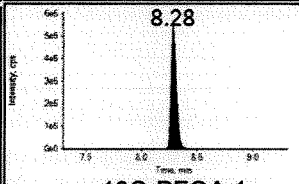

13C-PFOA 1
417.000/372.000 Da
□ Baseline □ Missed
□ Wrong Peak

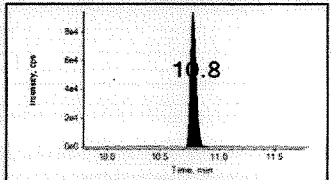

N_mefosa_d3
515.000/169.000 Da
□ Baseline □ Missed
□ Wrong Peak

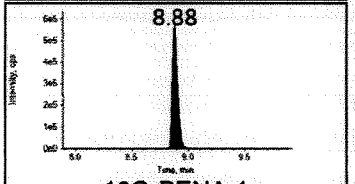

13C-PFNA 1
468.000/423.000 Da
□ Baseline □ Missed
□ Wrong Peak

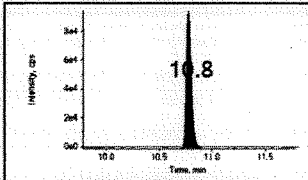

N_mefosa_d3
515.000/169.000 Da
□ Baseline □ Missed
□ Wrong Peak

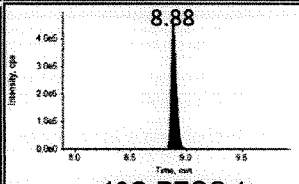

13C-PFOS 1
503.000/80.000 Da
□ Baseline □ Missed
□ Wrong Peak

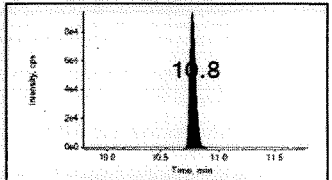

N_mefosa_d3
515.000/169.000 Da
□ Baseline □ Missed
□ Wrong Peak

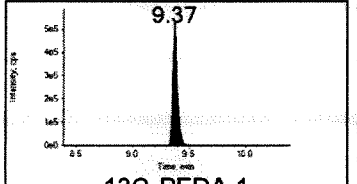

13C-PFDA 1
515.000/470.000 Da
□ Baseline □ Missed
□ Wrong Peak

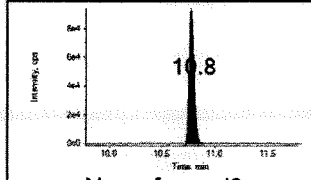

N_mefosa_d3
515.000/169.000 Da
□ Baseline □ Missed
□ Wrong Peak

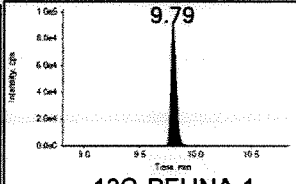

13C-PFUNA 1
565.000/520.000 Da
□ Baseline □ Missed
□ Wrong Peak

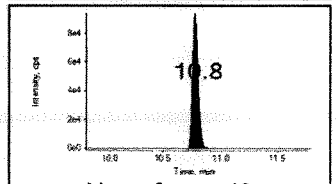

N_mefosa_d3
515.000/169.000 Da
□ Baseline □ Missed
□ Wrong Peak

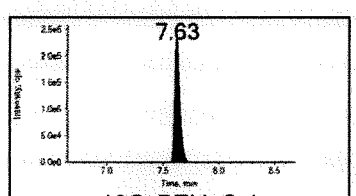

18O-PFHxS 1
403.000/103.000 Da
□ Baseline □ Missed
□ Wrong Peak

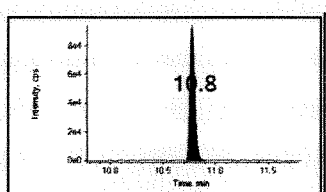

N_mefosa_d3
515.000/169.000 Da
□ Baseline □ Missed
□ Wrong Peak

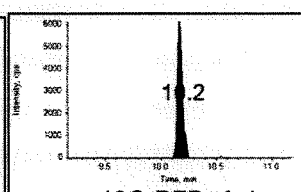

13C-PFDoA 1
615.000/570.000 Da
□ Baseline □ Missed
□ Wrong Peak

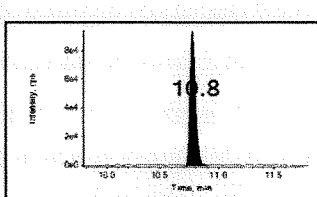

N_mefosa_d3
515.000/169.000 Da
□ Baseline □ Missed
□ Wrong Peak

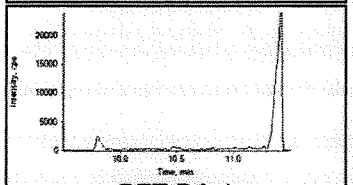

PFTrDA 1
663.000/619.000 Da
□ Baseline □ Missed
□ Wrong Peak

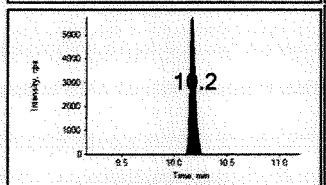

13c-pfdoda
615.000/570.000 Da
□ Baseline □ Missed
□ Wrong Peak

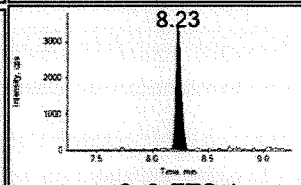

6_2-FTS 1
427.000/407.000 Da
□ Baseline □ Missed
□ Wrong Peak

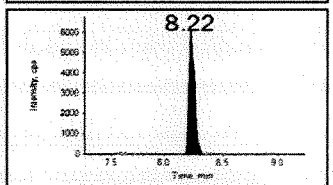

13C2-6_2-FTS
429.500/409.000 Da
□ Baseline □ Missed
□ Wrong Peak

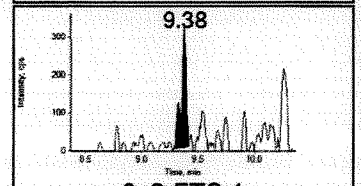

8_2-FTS 1
527.200/507.100 Da
□ Baseline □ Missed
□ Wrong Peak

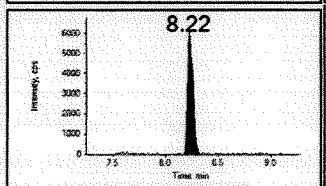

13C2-6_2-FTS
429.500/409.000 Da
□ Baseline □ Missed
□ Wrong Peak

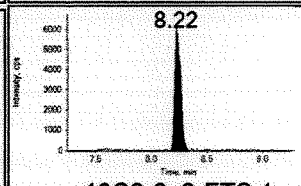

13C2-6_2-FTS 1
429.500/409.000 Da
□ Baseline □ Missed
□ Wrong Peak

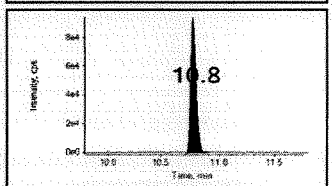

N_mefosa_d3
515.000/169.000 Da
□ Baseline □ Missed
□ Wrong Peak

Ion Ratio Confirmation

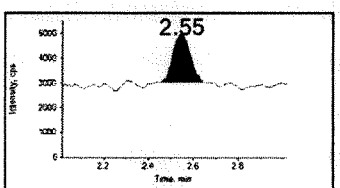

Pfba 2
Mod? No
□ Baseline □ Missed
□ Wrong Peak

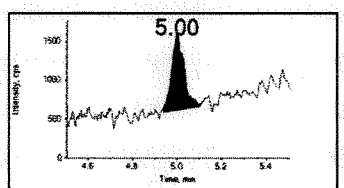

Pfpea 2
Mod? Yes
□ Baseline □ Missed
□ Wrong Peak

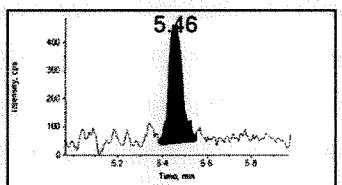

Pfbs 2
Mod? Yes
□ Baseline □ Missed
□ Wrong Peak

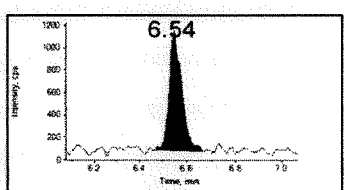

Pfhxa 2
Mod? No
□ Baseline □ Missed
□ Wrong Peak

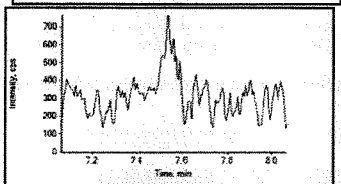

Pfhpa 2
Mod? No
□ Baseline □ Missed
□ Wrong Peak

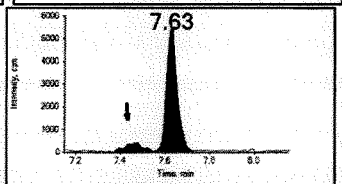

Pfhxs 2
Mod? Yes
□ Baseline □ Missed
□ Wrong Peak

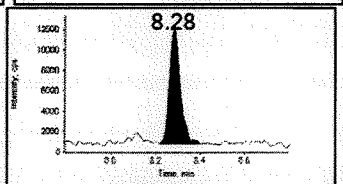

Pfoa 2
Mod? No
□ Baseline □ Missed
□ Wrong Peak

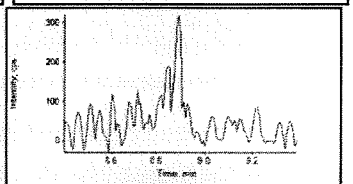

Pfna 2
Mod? Yes
□ Baseline □ Missed
□ Wrong Peak

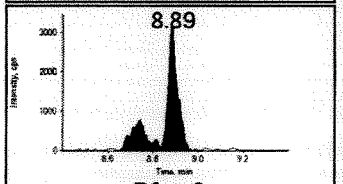

Pfos 2
Mod? No
□ Baseline □ Missed
□ Wrong Peak

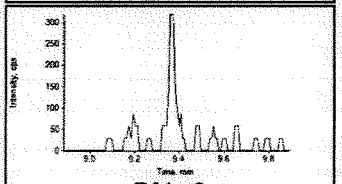

Pfda 2
Mod? Yes
□ Baseline □ Missed
□ Wrong Peak

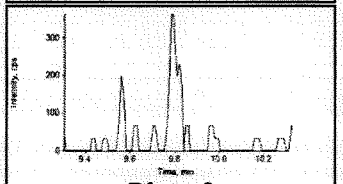

Pfuna 2
Mod? No
□ Baseline □ Missed
□ Wrong Peak

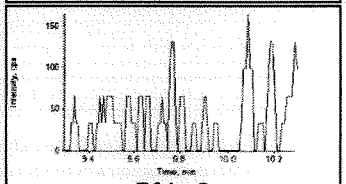

Pfds 2
Mod? No
□ Baseline □ Missed
□ Wrong Peak

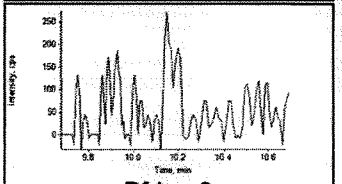

Pfdoa 2
Mod? No
□ Baseline □ Missed
□ Wrong Peak

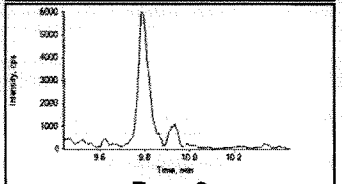

Fosa 2
Mod? No
□ Baseline □ Missed
□ Wrong Peak

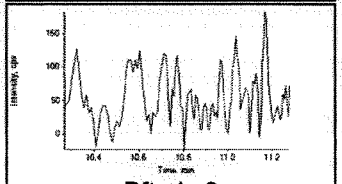

Pfteda 2
Mod? No
□ Baseline □ Missed
□ Wrong Peak

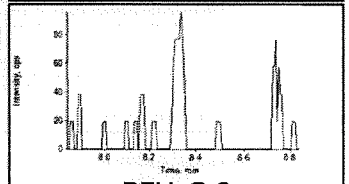

PFHpS 2
Mod? No
□ Baseline □ Missed
□ Wrong Peak

MAY 12 2016

Printing Time: 3:45:31 PM
Printing Date: Friday, May 06, 2016

	File Name	Sample Name	Sample Type	Analyte Peak Name	Analyte Peak Area (counts)	Analyte Concentration (ng/mL)
3234	050116\1062.wiff	IB	Unknown	13C-PFOS 1	2381500.	N/A
3235	050116\1062.wiff	IB	Unknown	13C-PFDA 1	2293800.	N/A
3236	050116\1062.wiff	IB	Unknown	13C-PFUNA 1	480990.	N/A
3237	050116\1062.wiff	IB	Unknown	18O-PFHxS 1	1208300.	N/A
3238	050116\1062.wiff	IB	Unknown	13C-PFDoA 1	27072.	N/A
3239	050116\1062.wiff	IB	Unknown	PFTrDA 1	0.0000	N/A
3240	050116\1062.wiff	IB	Unknown	PFTrDA 2	0.0000	N/A
3241	050116\1062.wiff	IB	Unknown	6_2-FTS 1	0.0000	N/A
3242	050116\1062.wiff	IB	Unknown	6_2-FTS 2	0.0000	N/A
3243	050116\1062.wiff	IB	Unknown	8_2-FTS 1	0.0000	N/A
3244	050116\1062.wiff	IB	Unknown	8_2-FTS 2	0.0000	N/A
3245	050116\1062.wiff	IB	Unknown	13C2-6_2-FTS 1	28912.	N/A
3246	050116\1063.wiff	KQ1603496-04	Unknown	Pfba 1	14291.	N/A
3247	050116\1063.wiff	KQ1603496-04	Unknown	Pfba 2	10394.	N/A
3248	050116\1063.wiff	KQ1603496-04	Unknown	Pfpea 1	0.0000	N/A
3249	050116\1063.wiff	KQ1603496-04	Unknown	Pfpea 2	0.0000	N/A
3250	050116\1063.wiff	KQ1603496-04	Unknown	Pfbs 1	4063.9	N/A
3251	050116\1063.wiff	KQ1603496-04	Unknown	Pfbs 2	0.0000	N/A
3252	050116\1063.wiff	KQ1603496-04	Unknown	Pfhxa 1	43838.	N/A
3253	050116\1063.wiff	KQ1603496-04	Unknown	Pfhxa 2	3782.4	N/A

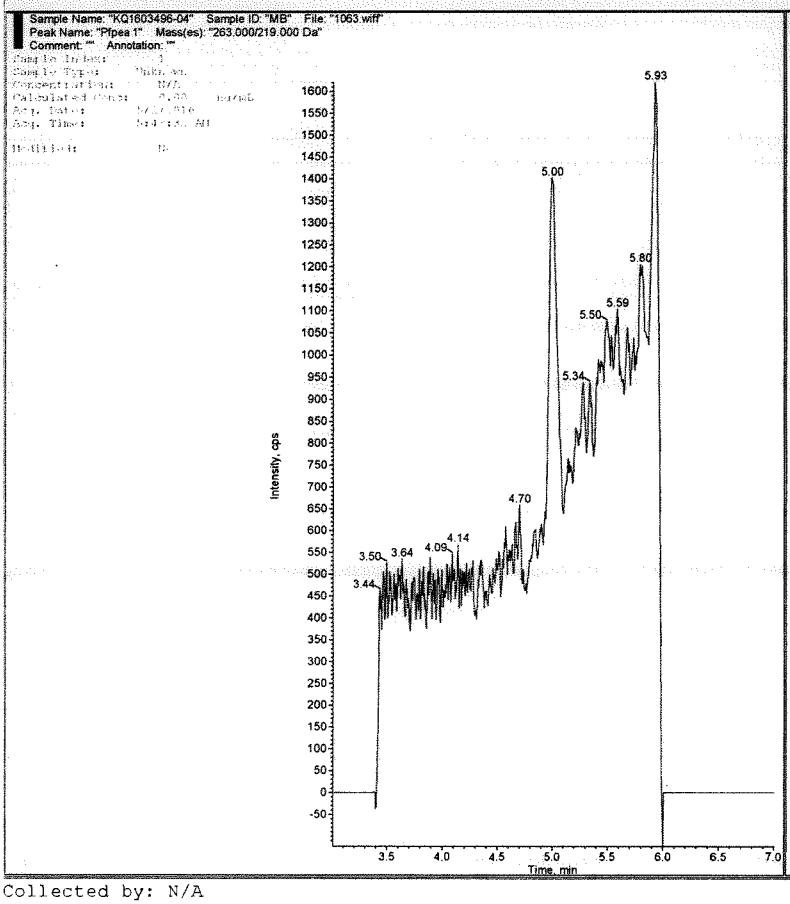



Before
MAY 06 2016

Collected by: N/A
Electronic Signature: no
Operator: Matt Hall

MAY 12 2016

	File Name	Sample Name	Sample Type	Analyte Peak Name	Analyte Peak Area (counts)	Analyte Concentration (ng/mL)
3241	050116\1062.wiff	IB	Unknown	6_2-FTS 1	0.0000	N/A
3242	050116\1062.wiff	IB	Unknown	6_2-FTS 2	0.0000	N/A
3243	050116\1062.wiff	IB	Unknown	8_2-FTS 1	0.0000	N/A
3244	050116\1062.wiff	IB	Unknown	8_2-FTS 2	0.0000	N/A
3245	050116\1062.wiff	IB	Unknown	13C2-6_2-FTS 1	28912.	N/A
3246	050116\1063.wiff	KQ1603496-04	Unknown	Pfba 1	14291.	N/A
3247	050116\1063.wiff	KQ1603496-04	Unknown	Pfba 2	10394.	N/A
3248	050116\1063.wiff	KQ1603496-04	Unknown	Pfpea 1	3745.9	N/A
3249	050116\1063.wiff	KQ1603496-04	Unknown	Pfpea 2	3855.0	N/A
3250	050116\1063.wiff	KQ1603496-04	Unknown	Pfbs 1	4063.9	N/A
3251	050116\1063.wiff	KQ1603496-04	Unknown	Pfbs 2	1839.2	N/A
3252	050116\1063.wiff	KQ1603496-04	Unknown	Pfhxa 1	43838.	N/A
3253	050116\1063.wiff	KQ1603496-04	Unknown	Pfhxa 2	3782.4	N/A
3254	050116\1063.wiff	KQ1603496-04	Unknown	Pfhpa 1	7170.7	N/A
3255	050116\1063.wiff	KQ1603496-04	Unknown	Pfhpa 2	0.0000	N/A
3256	050116\1063.wiff	KQ1603496-04	Unknown	Pfhxs 1	46387.	N/A
3257	050116\1063.wiff	KQ1603496-04	Unknown	Pfhxs 2	18272.	N/A
3258	050116\1063.wiff	KQ1603496-04	Unknown	Pfoa 1	20931.	N/A
3259	050116\1063.wiff	KQ1603496-04	Unknown	Pfoa 2	38695.	N/A
3260	050116\1063.wiff	KQ1603496-04	Unknown	Pfna 1	0.0000	N/A

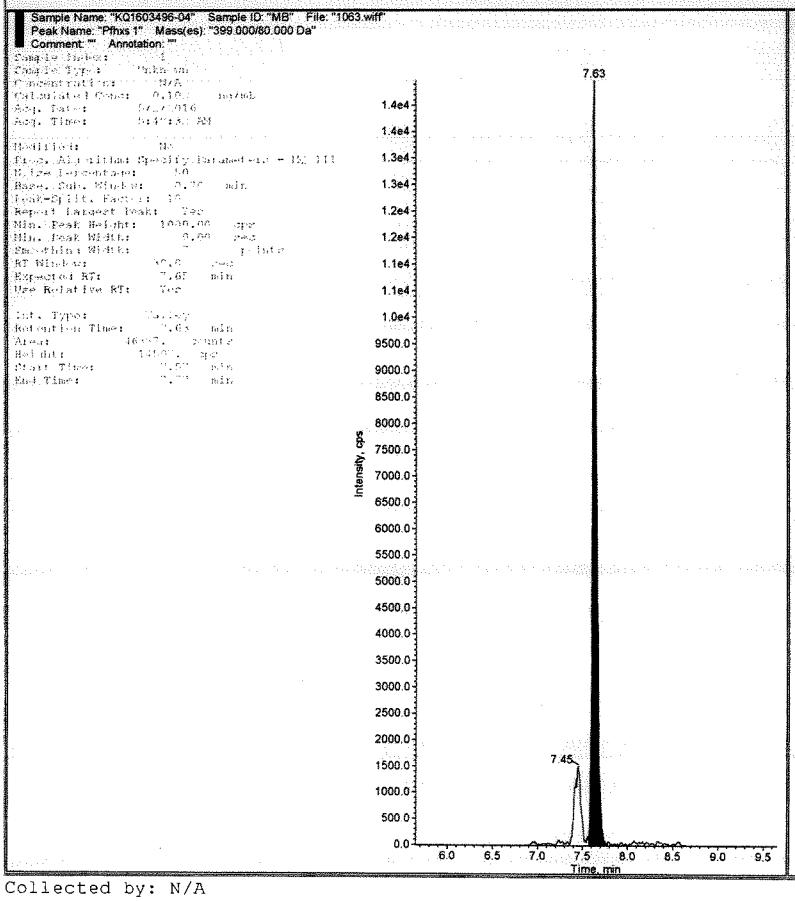



Before
MAY 06 2016

Collected by: N/A
Electronic Signature: no
Operator: Matt Hall

MAY 12 2016

	File Name	Sample Name	Sample Type	Analyte Peak Name	Analyte Peak Area (counts)	Analyte Concentration (ng/mL)
3243	050116\1062.wiff	IB	Unknown	8_2-FTS 1	0.0000	N/A
3244	050116\1062.wiff	IB	Unknown	8_2-FTS 2	0.0000	N/A
3245	050116\1062.wiff	IB	Unknown	13C2-6_2-FTS 1	28912.	N/A
3246	050116\1063.wiff	KQ1603496-04	Unknown	Pfba 1	14291.	N/A
3247	050116\1063.wiff	KQ1603496-04	Unknown	Pfba 2	10394.	N/A
3248	050116\1063.wiff	KQ1603496-04	Unknown	Pfpea 1	3745.9	N/A
3249	050116\1063.wiff	KQ1603496-04	Unknown	Pfpea 2	3855.0	N/A
3250	050116\1063.wiff	KQ1603496-04	Unknown	Pfbs 1	4063.9	N/A
3251	050116\1063.wiff	KQ1603496-04	Unknown	Pfbs 2	1839.2	N/A
3252	050116\1063.wiff	KQ1603496-04	Unknown	Pfhxa 1	43838.	N/A
3253	050116\1063.wiff	KQ1603496-04	Unknown	Pfhxa 2	3782.4	N/A
3254	050116\1063.wiff	KQ1603496-04	Unknown	Pfhpa 1	7170.7	N/A
3255	050116\1063.wiff	KQ1603496-04	Unknown	Pfhpa 2	0.0000	N/A
3256	050116\1063.wiff	KQ1603496-04	Unknown	Pfhxs 1	53625.	N/A
3257	050116\1063.wiff	KQ1603496-04	Unknown	Pfhxs 2	20560.	N/A
3258	050116\1063.wiff	KQ1603496-04	Unknown	Pfoa 1	20931.	N/A
3259	050116\1063.wiff	KQ1603496-04	Unknown	Pfoa 2	38695.	N/A
3260	050116\1063.wiff	KQ1603496-04	Unknown	Pfna 1	0.0000	N/A
3261	050116\1063.wiff	KQ1603496-04	Unknown	Pfna 2	1085.6	N/A
3262	050116\1063.wiff	KQ1603496-04	Unknown	Pfos 1	61340.	N/A

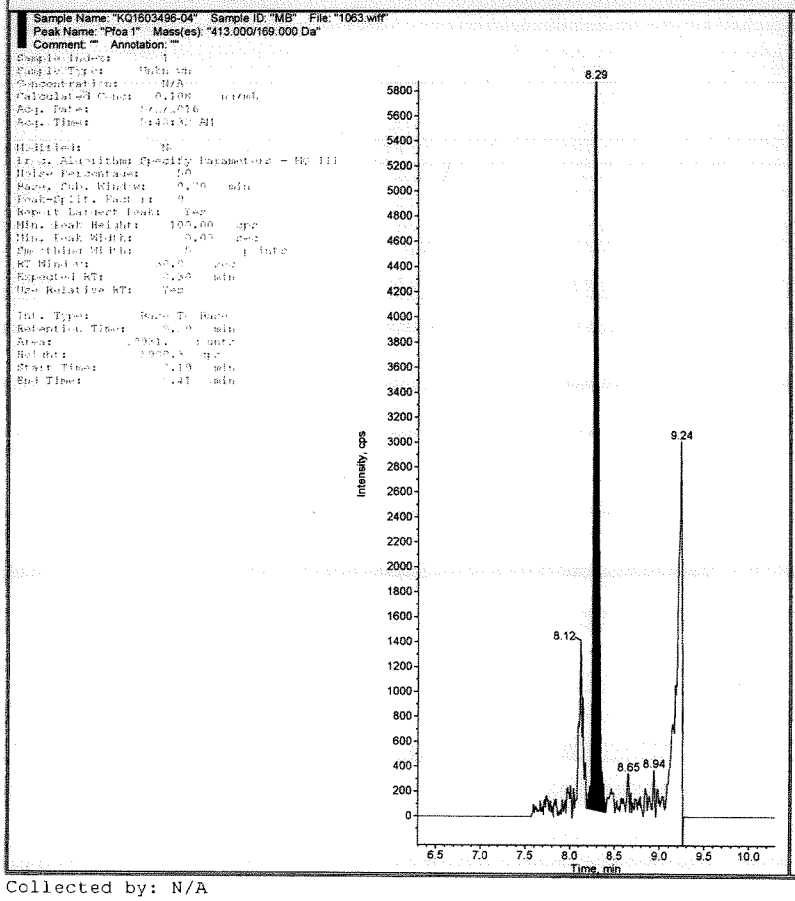



Before
MAY 06 2016

Collected by: N/A
Electronic Signature: no
Operator: Matt Hall

MAY 12 2016

Printing Time: 3:49:13 PM
Printing Date: Friday, May 06, 2016

	File Name	Sample Name	Sample Type	Analyte Peak Name	Analyte Peak Area (counts)	Analyte Concentration (ng/mL)
3257	050116\1063.wiff	KQ1603496-04	Unknown	Pfhxs 2	20560.	N/A
3258	050116\1063.wiff	KQ1603496-04	Unknown	Pfoa 1	25603.	N/A
3259	050116\1063.wiff	KQ1603496-04	Unknown	Pfoa 2	38695.	N/A
3260	050116\1063.wiff	KQ1603496-04	Unknown	Pfna 1	0.0000	N/A
3261	050116\1063.wiff	KQ1603496-04	Unknown	Pfna 2	0.0000	N/A
3262	050116\1063.wiff	KQ1603496-04	Unknown	Pfos 1	61340.	N/A
3263	050116\1063.wiff	KQ1603496-04	Unknown	Pfos 2	13738.	N/A
3264	050116\1063.wiff	KQ1603496-04	Unknown	Pfda 1	0.0000	N/A
3265	050116\1063.wiff	KQ1603496-04	Unknown	Pfda 2	0.0000	N/A
3266	050116\1063.wiff	KQ1603496-04	Unknown	Pfuna 1	3498.7	N/A
3267	050116\1063.wiff	KQ1603496-04	Unknown	Pfuna 2	0.0000	N/A
3268	050116\1063.wiff	KQ1603496-04	Unknown	Pfds 1	0.0000	N/A
3269	050116\1063.wiff	KQ1603496-04	Unknown	Pfds 2	0.0000	N/A
3270	050116\1063.wiff	KQ1603496-04	Unknown	Pfdoa 1	1022.5	N/A
3271	050116\1063.wiff	KQ1603496-04	Unknown	Pfdoa 2	0.0000	N/A
3272	050116\1063.wiff	KQ1603496-04	Unknown	Fosa 1	114740.	N/A
3273	050116\1063.wiff	KQ1603496-04	Unknown	Fosa 2	0.0000	N/A
3274	050116\1063.wiff	KQ1603496-04	Unknown	Pfteda 1	0.0000	N/A
3275	050116\1063.wiff	KQ1603496-04	Unknown	Pfteda 2	0.0000	N/A
3276	050116\1063.wiff	KQ1603496-04	Unknown	PFHpS 1	0.0000	N/A

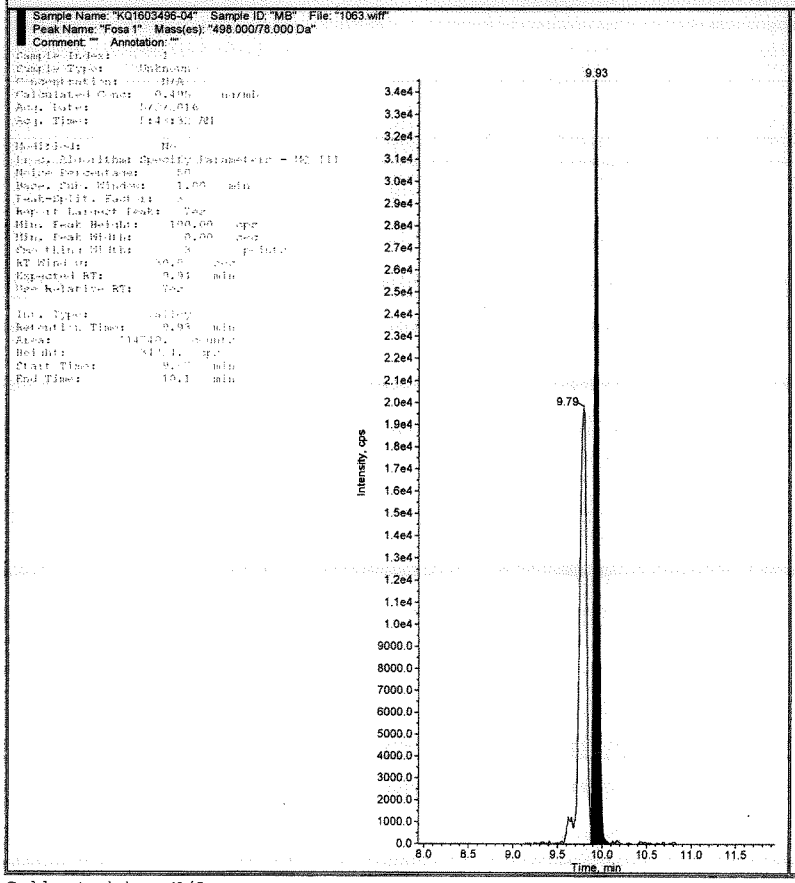

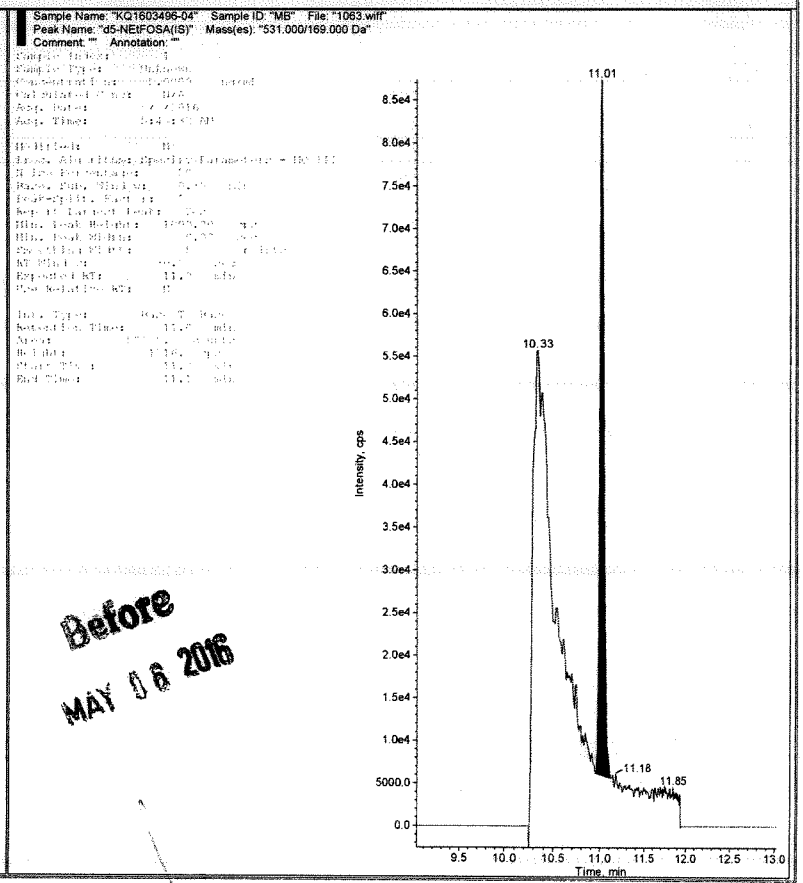

Before
MAY 16 2016

Collected by: N/A
Electronic Signature: no
Operator: Matt Hall

MAY 12 2016

	File Name	Sample Name	Sample Type	Analyte Peak Name	Analyte Peak Area (counts)	Analyte Concentration (ng/mL)
3234	050116\1062.wiff	IB	Unknown	13C-PFOS 1	2381500.	N/A
3235	050116\1062.wiff	IB	Unknown	13C-PFDA 1	2293800.	N/A
3236	050116\1062.wiff	IB	Unknown	13C-PFUNA 1	480990.	N/A
3237	050116\1062.wiff	IB	Unknown	18O-PFHxS 1	1208300.	N/A
3238	050116\1062.wiff	IB	Unknown	13C-PFDoA 1	27072.	N/A
3239	050116\1062.wiff	IB	Unknown	PFTrDA 1	0.0000	N/A
3240	050116\1062.wiff	IB	Unknown	PFTrDA 2	0.0000	N/A
3241	050116\1062.wiff	IB	Unknown	6_2-FTS 1	0.0000	N/A
3242	050116\1062.wiff	IB	Unknown	6_2-FTS 2	0.0000	N/A
3243	050116\1062.wiff	IB	Unknown	8_2-FTS 1	0.0000	N/A
3244	050116\1062.wiff	IB	Unknown	8_2-FTS 2	0.0000	N/A
3245	050116\1062.wiff	IB	Unknown	13C2-6_2-FTS 1	28912.	N/A
3246	050116\1063.wiff	KQ1603496-04	Unknown	Pfba 1	14291.	N/A
3247	050116\1063.wiff	KQ1603496-04	Unknown	Pfba 2	10394.	N/A
3248	050116\1063.wiff	KQ1603496-04	Unknown	Pfpea 1	3745.9	N/A
3249	050116\1063.wiff	KQ1603496-04	Unknown	Pfpea 2	0.0000	N/A
3250	050116\1063.wiff	KQ1603496-04	Unknown	Pfbs 1	4063.9	N/A
3251	050116\1063.wiff	KQ1603496-04	Unknown	Pfbs 2	0.0000	N/A
3252	050116\1063.wiff	KQ1603496-04	Unknown	Pfhxa 1	43838.	N/A
3253	050116\1063.wiff	KQ1603496-04	Unknown	Pfhxa 2	3782.4	N/A

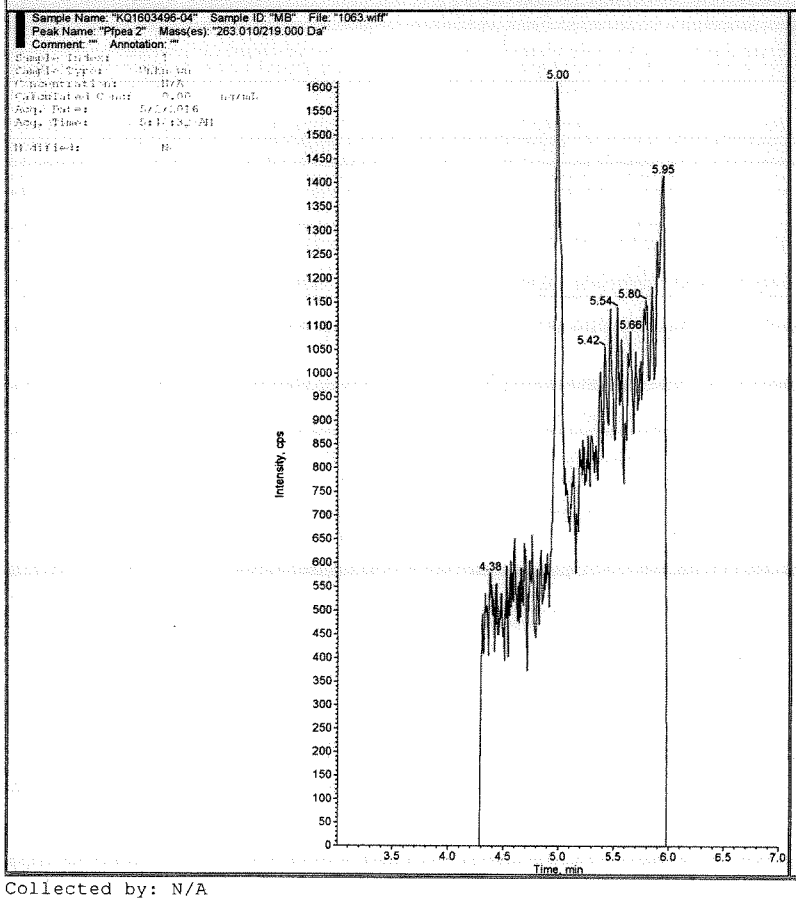

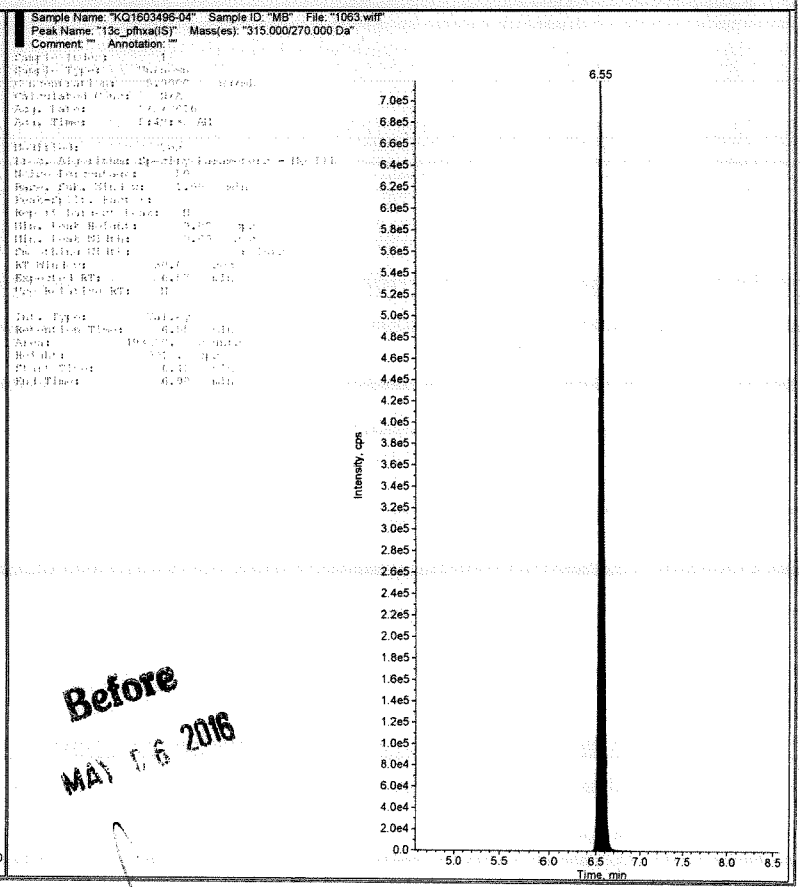

Before
MAY 12 2016

Collected by: N/A
Electronic Signature: no
Operator: Matt Hall

MAY 12 2016

	File Name	Sample Name	Sample Type	Analyte Peak Name	Analyte Peak Area (counts)	Analyte Concentration (ng/mL)
3236	050116\1062.wiff	IB	Unknown	13C-PFUNA 1	480990.	N/A
3237	050116\1062.wiff	IB	Unknown	18O-PFHxS 1	1208300.	N/A
3238	050116\1062.wiff	IB	Unknown	13C-PFDoA 1	27072.	N/A
3239	050116\1062.wiff	IB	Unknown	PFTrDA 1	0.0000	N/A
3240	050116\1062.wiff	IB	Unknown	PFTrDA 2	0.0000	N/A
3241	050116\1062.wiff	IB	Unknown	6_2-FTS 1	0.0000	N/A
3242	050116\1062.wiff	IB	Unknown	6_2-FTS 2	0.0000	N/A
3243	050116\1062.wiff	IB	Unknown	8_2-FTS 1	0.0000	N/A
3244	050116\1062.wiff	IB	Unknown	8_2-FTS 2	0.0000	N/A
3245	050116\1062.wiff	IB	Unknown	13C2-6_2-FTS 1	28912.	N/A
3246	050116\1063.wiff	KQ1603496-04	Unknown	Pfba 1	14291.	N/A
3247	050116\1063.wiff	KQ1603496-04	Unknown	Pfba 2	10394.	N/A
3248	050116\1063.wiff	KQ1603496-04	Unknown	Pfpea 1	3745.9	N/A
3249	050116\1063.wiff	KQ1603496-04	Unknown	Pfpea 2	3855.0	N/A
3250	050116\1063.wiff	KQ1603496-04	Unknown	Pfbs 1	4063.9	N/A
3251	050116\1063.wiff	KQ1603496-04	Unknown	Pfbs 2	0.0000	N/A
3252	050116\1063.wiff	KQ1603496-04	Unknown	Pfhxa 1	43838.	N/A
3253	050116\1063.wiff	KQ1603496-04	Unknown	Pfhxa 2	3782.4	N/A
3254	050116\1063.wiff	KQ1603496-04	Unknown	Pfhpa 1	7170.7	N/A
3255	050116\1063.wiff	KQ1603496-04	Unknown	Pfhpa 2	0.0000	N/A

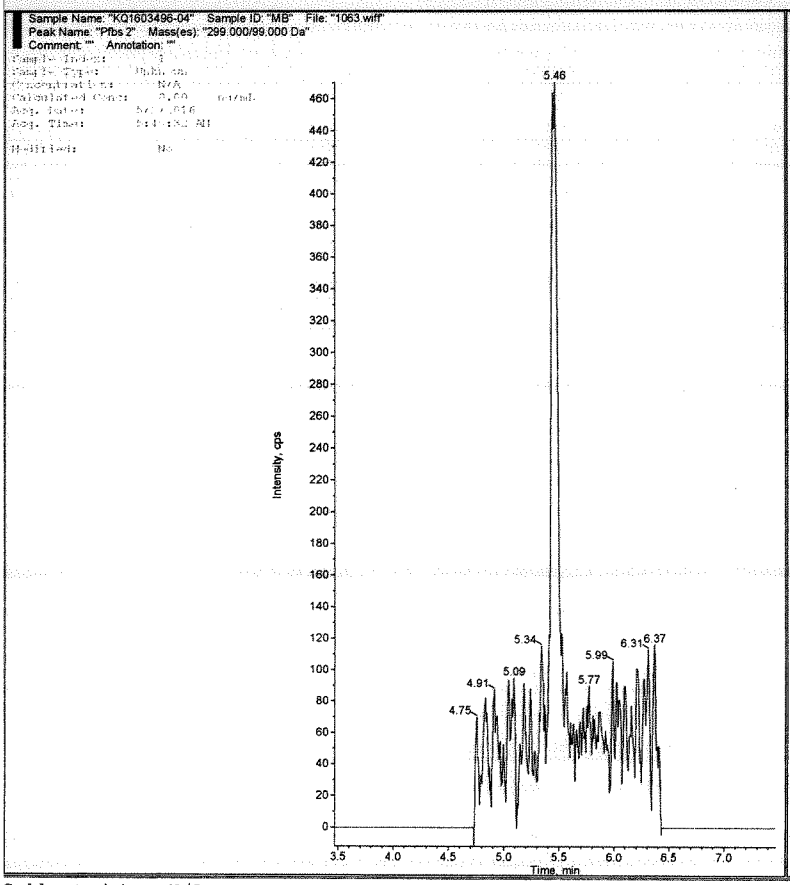



Before
MAY 06 2016

Collected by: N/A
Electronic Signature: no
Operator: Matt Hall

MAY 12 2016

Printing Time: 3:47:50 PM
Printing Date: Friday, May 06, 2016

	File Name	Sample Name	Sample Type	Analyte Peak Name	Analyte Peak Area (counts)	Analyte Concentration (ng/mL)
3243	050116\1062.wiff	IB	Unknown	8_2-FTS 1	0.0000	N/A
3244	050116\1062.wiff	IB	Unknown	8_2-FTS 2	0.0000	N/A
3245	050116\1062.wiff	IB	Unknown	13C2-6_2-FTS 1	28912.	N/A
3246	050116\1063.wiff	KQ1603496-04	Unknown	Pfba 1	14291.	N/A
3247	050116\1063.wiff	KQ1603496-04	Unknown	Pfba 2	10394.	N/A
3248	050116\1063.wiff	KQ1603496-04	Unknown	Pfpea 1	3745.9	N/A
3249	050116\1063.wiff	KQ1603496-04	Unknown	Pfpea 2	3855.0	N/A
3250	050116\1063.wiff	KQ1603496-04	Unknown	Pfbs 1	4063.9	N/A
3251	050116\1063.wiff	KQ1603496-04	Unknown	Pfbs 2	1839.2	N/A
3252	050116\1063.wiff	KQ1603496-04	Unknown	Pfhxa 1	43838.	N/A
3253	050116\1063.wiff	KQ1603496-04	Unknown	Pfhxa 2	3782.4	N/A
3254	050116\1063.wiff	KQ1603496-04	Unknown	Pfhpa 1	7170.7	N/A
3255	050116\1063.wiff	KQ1603496-04	Unknown	Pfhpa 2	0.0000	N/A
3256	050116\1063.wiff	KQ1603496-04	Unknown	Pfhxs 1	53625.	N/A
3257	050116\1063.wiff	KQ1603496-04	Unknown	Pfhxs 2	18272.	N/A
3258	050116\1063.wiff	KQ1603496-04	Unknown	Pfoa 1	20931.	N/A
3259	050116\1063.wiff	KQ1603496-04	Unknown	Pfoa 2	38695.	N/A
3260	050116\1063.wiff	KQ1603496-04	Unknown	Pfna 1	0.0000	N/A
3261	050116\1063.wiff	KQ1603496-04	Unknown	Pfna 2	1085.6	N/A
3262	050116\1063.wiff	KQ1603496-04	Unknown	Pfos 1	61340.	N/A

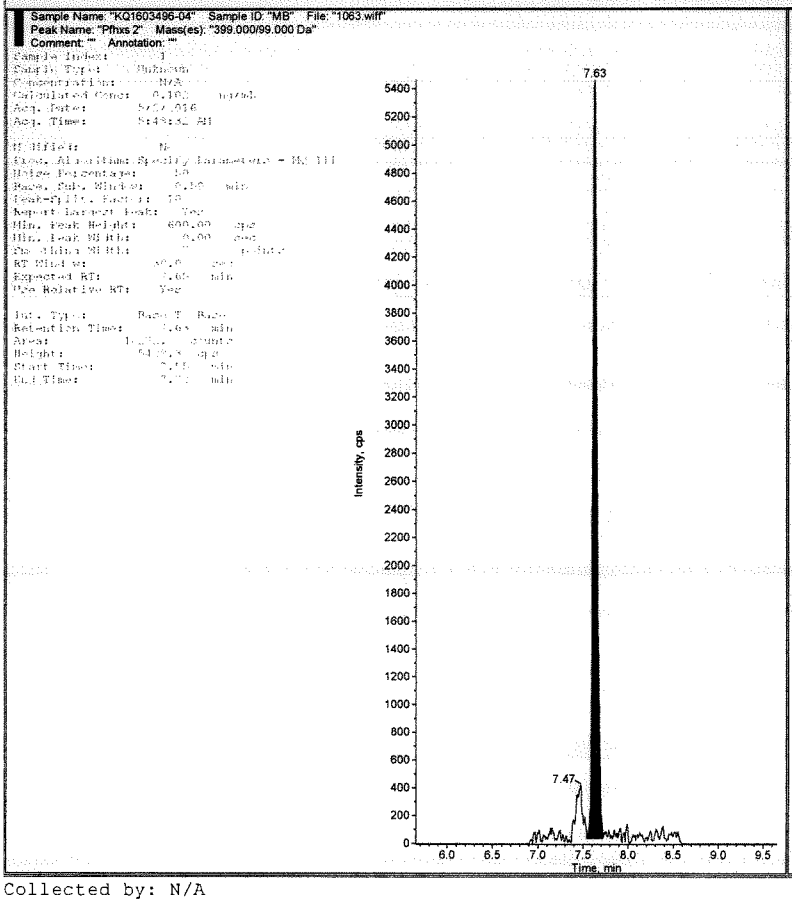

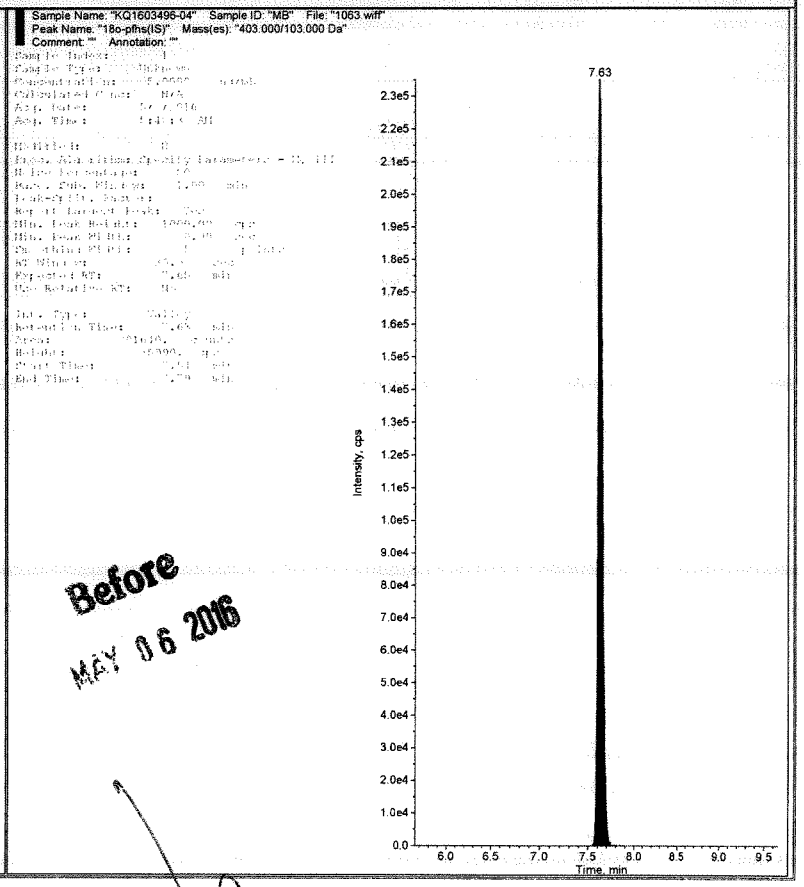

Before
MAY 06 2016

Collected by: N/A
Electronic Signature: no
Operator: Matt Hall

MAY 12 2016

Created with Analyst Reporter
Printed: 5/6/2016 9:35 PM

GM 6316 MA 6/3/16

Project	Ewan's Projects\PFCs
Data File	050116\1070.wiff
Result Table	050116.rdb
Instrument Name	LCMS02

Sample Name	KQ1603496-01 MS	Injection Volume	10
Acquisition Date	5/2/2016 7:53:22 AM	Sample Type	Unknown
Acquisition Method	PFC_090315 schedule mrm.dam	Dilution Factor	1.00
Injection Vial	45	Weight to Volume	0.00

Results Summary

Most results estimate.

Analyte Name	IS Name	IS Area	Analyte RT (Exp RT)	Analyte Area	Calc. Conc (ng/mL)	Modified?
Pfba 1	13c_pfba	33511	2.52 (2.52)	47617206	8349.3100	No
Pfpea 1	13c_pfhxa	719073	5.02 (4.97)	35225169	426.2230	No
Pfbs 1	18o-pfhs	434141	5.50 (5.42)	35831976	135.7480	No
Pfhxa 1	13c_pfhxa	719073	6.36 (6.52)	69647209	554.2140	No
Pfhpa 1	13c_pfhxa	719073	7.32 (7.51)	72376466	500.5640	No
Pfhxs 1	18o-pfhs	434141	7.73 (7.57)	43110792	175.8420	No
Pfoa 1	13c-pfoa	81049	8.34 (8.25)	102682043	11888.4290	No
Pfna 1	13c-pfna	135569	8.86 (8.86)	5599303	228.6850	No
Pfos 1	13c-pfos	1365562	8.98 (8.72)	61290751	240.1090	No
Pfda 1	13c-pfda	673542	9.37 (9.36)	7930143	63.0270	No
Pfuna 1	13c-pfuna	43296	9.81 (9.80)	129471	5.5200	No
Pfds 1	13c-pfos	1365562	9.42 (9.59)	577255	1.9890	No
Pfdoa 1	13c-pfdoda	4312	10.20 (10.20)	168763	3.5640	No
Fosa 1	d5-NEtFOSA	78731	9.70 (9.94)	20170760	277.4000	No
Pfteda 1	13c-pfdoda	4312	10.80 (10.80)	64352	2.7180	No
PFHpS 1	18o-pfhs	434141	8.33 (8.25)	37057494	1916.4780	No
NMeFOSE 1	d7-NMeFOSE	55093	10.80 (10.80)	47813	3.9390	No
NMeFOSA 1	d7-NMeFOSE	55093	10.80 (10.80)	57899	8.7050	No
NEtFOSE 1	d9-EtFOSE	67989	11.00 (11.00)	68642	5.0250	No
NEtFOSA 1	d5-NEtFOSA	78731	11.00 (11.00)	85959	6.0390	No

Analyte Name	IS Name	IS Area	Analyte RT (Exp RT)	Analyte Area	Calc. Conc (ng/mL)	Modified?
d9-EtFOSE 1	N_mefosa_d3	298950	11.00 (11.00)	67989	0.8370	No
d5-NEtFOSA 1	N_mefosa_d3	298950	11.00 (11.00)	78731	1.2770	No
d7-NMeFOSE 1	N_mefosa_d3	298950	10.80 (10.80)	55093	0.8780	No
13C_PFBA 1	N_mefosa_d3	298950	2.51 (2.51)	33511	0.1250	No
13C_PFHXA 1	N_mefosa_d3	298950	6.52 (6.57)	719073	1.8610	No
13C-PFOA 1	N_mefosa_d3	298950	8.25 (8.30)	81049	0.2890	No
13C-PFNA 1	N_mefosa_d3	298950	8.86 (8.89)	135569	0.4490	No
13C-PFOS 1	N_mefosa_d3	298950	8.72 (8.90)	1365562	5.2440	No
13C-PFDA 1	N_mefosa_d3	298950	9.37 (9.39)	673542	2.6910	No
13C-PFUNA 1	N_mefosa_d3	298950	9.80 (9.81)	43296	0.8610	No
18O-PFHxS 1	N_mefosa_d3	298950	7.57 (7.65)	434141	3.3500	No
13C-PFDoA 1	N_mefosa_d3	298950	10.20 (10.20)	4332	1.3670	No
PFTrDA 1	13c-pfdoda	4312	10.50 (10.50)	140915	2.8640	No
6_2-FTS 1	13C2-6_2-FTS	7210513	8.27 (8.16)	43800119	1.8200	No
8_2-FTS 1	13C2-6_2-FTS	7210513	9.35 (9.28)	134630	N/A	No
13C2-6_2-FTS 1	N_mefosa_d3	298950	8.17 (8.25)	7210513	1821.5460	No

IRC Summary

Analyte Peak Name	RT (Exp RT)	Area	Modified?	Calc (Exp) MRM Ratio	Ratio Confirms ID
Pfba 2	2.52 (2.52)	47701530	No	1.00 (0.99)	YES
Pfpea 2	4.94 (4.97)	21559433	No	0.61 (1.01)	No
Pfbs 2	5.40 (5.41)	21424654	No	0.60 (0.41)	No
Pfhxa 2	6.53 (6.52)	50677432	No	0.73 (0.09)	No
Pfhpa 2	7.54 (7.51)	31880496	No	0.44 (0.40)	YES
Pfhxs 2	7.52 (7.57)	65186782	No	1.51 (0.40)	No
Pfoa 2	8.35 (8.25)	91716685	No	0.89 (1.86)	No
Pfna 2	8.67 (8.86)	2134145	No	0.38 (0.30)	No

Analyte Peak Name	RT (Exp RT)	Area	Modified?	Calc (Exp) MRM Ratio	Ratio Confirms ID
Pfos 2	8.80 (8.72)	87496109	No	1.43 (0.33)	No
Pfda 2	9.18 (9.36)	8594603	No	1.08 (0.20)	No
Pfuna 2	9.61 (9.80)	126069	No	0.97 (0.33)	No
Pfds 2	9.78 (9.59)	59157	No	0.10 (0.32)	No
Pfdoa 2	10.20 (10.20)	48919	No	0.29 (0.29)	YES
Fosa 2	9.93 (9.94)	30743905	No	1.52 (0.03)	No
Pfteda 2	10.80 (10.80)	15240	No	0.24 (0.23)	YES
PFHpS 2	8.32 (8.25)	24300636	No	0.66 (0.41)	No
NMeFOSE 2	10.80 (10.80)	345	No	0.01 (0.01)	No
NMeFOSA 2	10.80 (10.80)	54310	No	0.94 (0.97)	YES
NEtFOSE 2	0.00 (11.00)	0	No	0.00 (0.01)	No
NEtFOSA 2	11.00 (11.00)	57925	No	0.67 (0.69)	YES
PFTrDA 2	10.50 (10.50)	30400	No	0.22 (0.24)	YES
6_2-FTS 2	8.28 (8.17)	39008239	No	0.89 (1.30)	No
8_2-FTS 2	9.36 (9.27)	12793	No	0.10 (0.10)	YES

Quantitative Peak Review KQ1603496-01 K1603420-003 MS

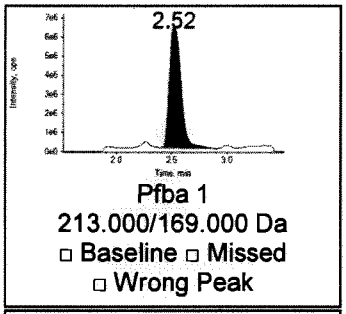

Pfba 1
213.000/169.000 Da
□ Baseline □ Missed
□ Wrong Peak

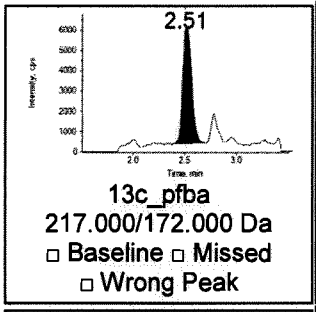

13c_pfba
217.000/172.000 Da
□ Baseline □ Missed
□ Wrong Peak

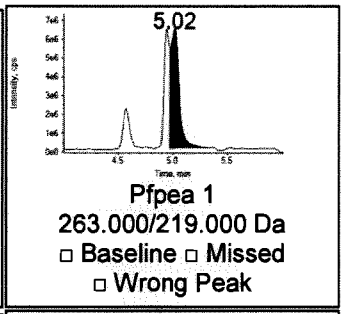

Pfpea 1
263.000/219.000 Da
□ Baseline □ Missed
□ Wrong Peak

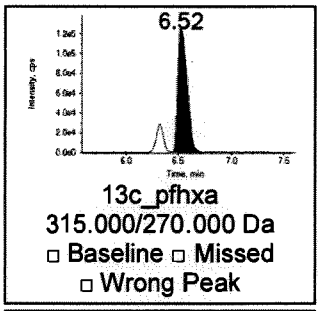

13c_pfhxa
315.000/270.000 Da
□ Baseline □ Missed
□ Wrong Peak

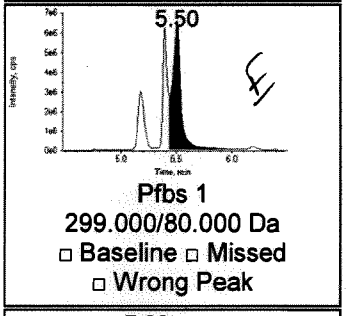

Pfbs 1
299.000/80.000 Da
□ Baseline □ Missed
□ Wrong Peak

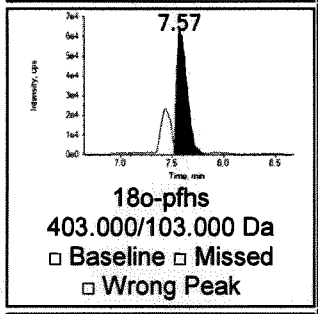

18o-pfhs
403.000/103.000 Da
□ Baseline □ Missed
□ Wrong Peak

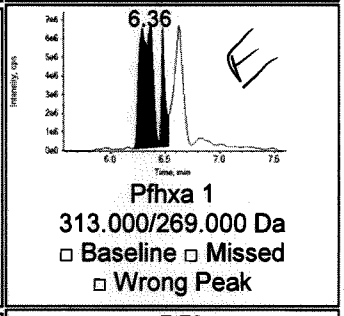

Pfhxa 1
313.000/269.000 Da
□ Baseline □ Missed
□ Wrong Peak

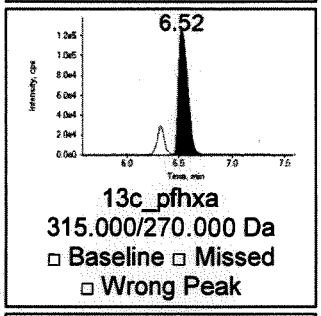

13c_pfhxa
315.000/270.000 Da
□ Baseline □ Missed
□ Wrong Peak

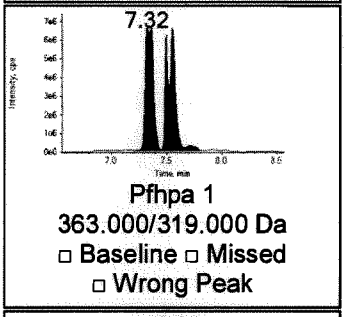

Pfhpa 1
363.000/319.000 Da
□ Baseline □ Missed
□ Wrong Peak

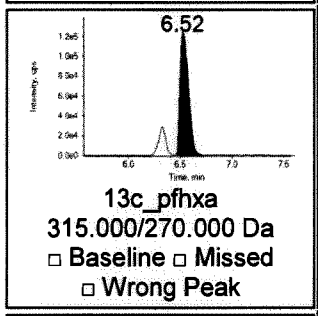

13c_pfhxa
315.000/270.000 Da
□ Baseline □ Missed
□ Wrong Peak

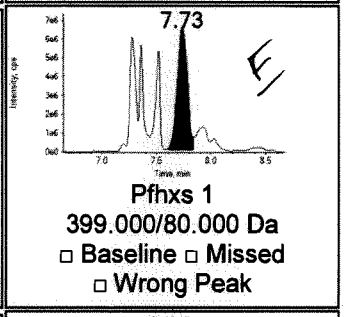

Pfhxs 1
399.000/80.000 Da
□ Baseline □ Missed
□ Wrong Peak

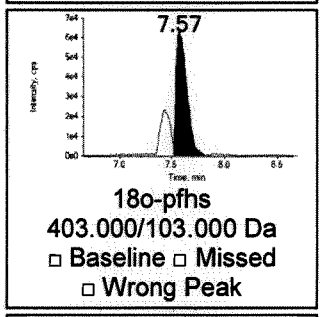

18o-pfhs
403.000/103.000 Da
□ Baseline □ Missed
□ Wrong Peak

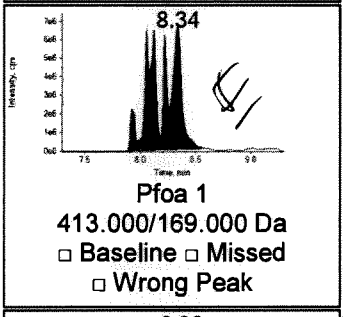

Pfoa 1
413.000/169.000 Da
□ Baseline □ Missed
□ Wrong Peak

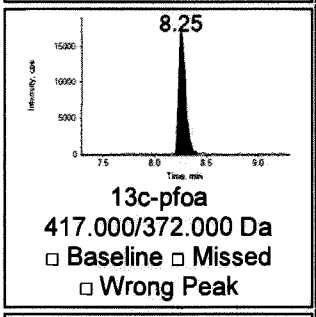

13c-pfoa
417.000/372.000 Da
□ Baseline □ Missed
□ Wrong Peak

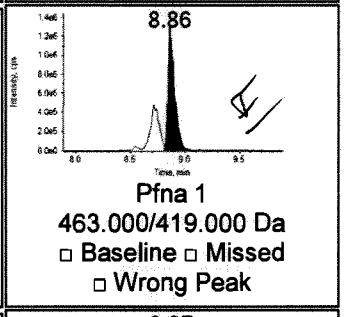

Pfna 1
463.000/419.000 Da
□ Baseline □ Missed
□ Wrong Peak

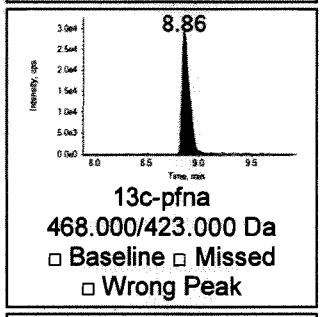

13c-pfna
468.000/423.000 Da
□ Baseline □ Missed
□ Wrong Peak

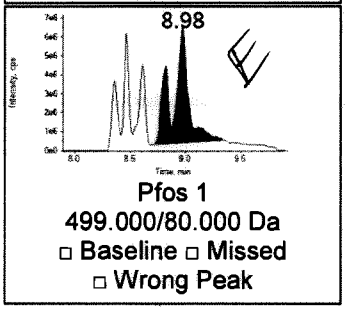

Pfos 1
499.000/80.000 Da
□ Baseline □ Missed
□ Wrong Peak

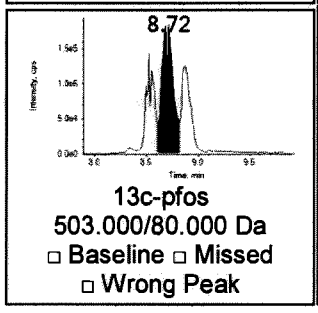

13c-pfos
503.000/80.000 Da
□ Baseline □ Missed
□ Wrong Peak

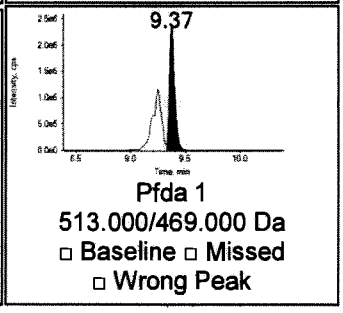

Pfda 1
513.000/469.000 Da
□ Baseline □ Missed
□ Wrong Peak

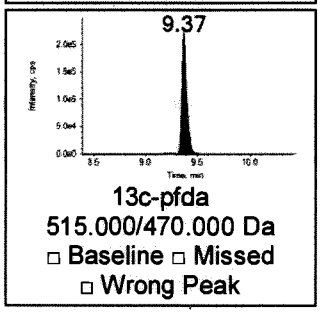

13c-pfda
515.000/470.000 Da
□ Baseline □ Missed
□ Wrong Peak

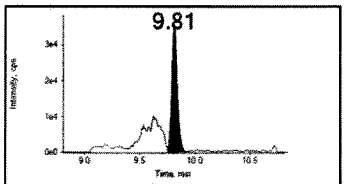

Pfuna 1
563.000/519.000 Da
□ Baseline □ Missed
□ Wrong Peak

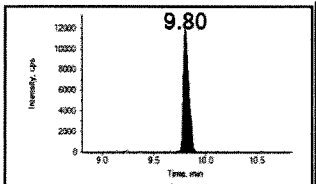

13c-pfuna
565.000/520.000 Da
□ Baseline □ Missed
□ Wrong Peak

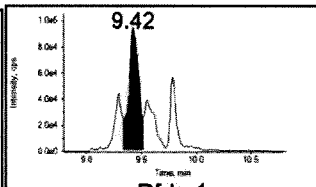

Pfds 1
599.000/80.000 Da
□ Baseline □ Missed
□ Wrong Peak

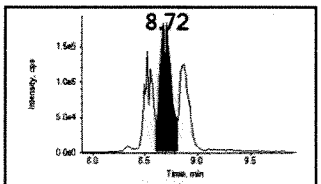

13c-pfos
503.000/80.000 Da
□ Baseline □ Missed
□ Wrong Peak

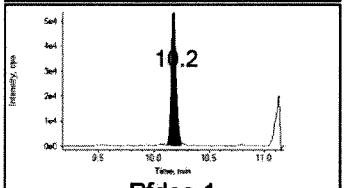

Pfdoa 1
613.000/569.000 Da
□ Baseline □ Missed
□ Wrong Peak

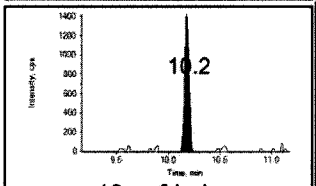

13c-pfdoda
615.000/570.000 Da
□ Baseline □ Missed
□ Wrong Peak

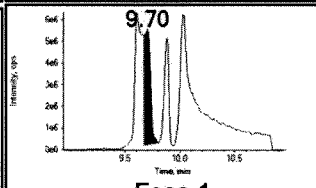

Fosa 1
498.000/78.000 Da
□ Baseline □ Missed
□ Wrong Peak

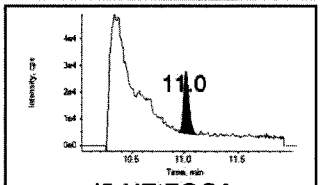

d5-NEtFOSA
531.000/169.000 Da
□ Baseline □ Missed
□ Wrong Peak

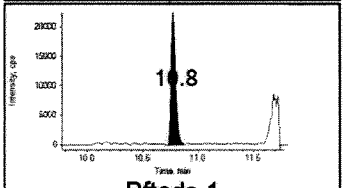

Pfteda 1
713.000/669.000 Da
□ Baseline □ Missed
□ Wrong Peak

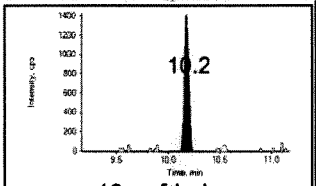

13c-pfdoda
615.000/570.000 Da
□ Baseline □ Missed
□ Wrong Peak

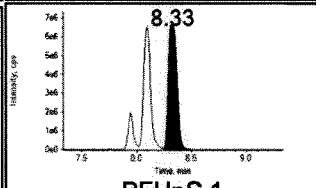

PFHpS 1
449.400/80.000 Da
□ Baseline □ Missed
□ Wrong Peak

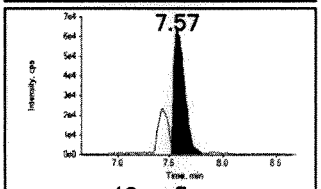

18o-pfhs
403.000/103.000 Da
□ Baseline □ Missed
□ Wrong Peak

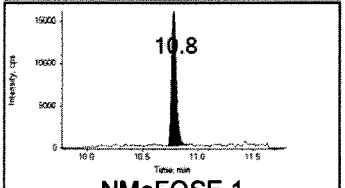

NMeFOSE 1
616.200/58.800 Da
□ Baseline □ Missed
□ Wrong Peak

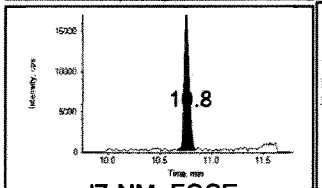

d7-NMeFOSE
623.000/59.000 Da
□ Baseline □ Missed
□ Wrong Peak

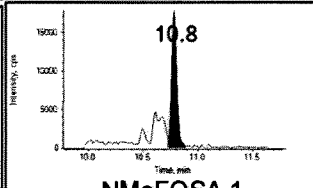

NMeFOSA 1
512.200/169.300 Da
□ Baseline □ Missed
□ Wrong Peak

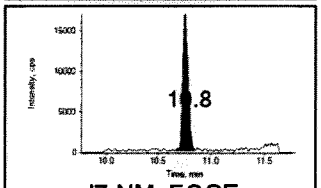

d7-NMeFOSE
623.000/59.000 Da
□ Baseline □ Missed
□ Wrong Peak

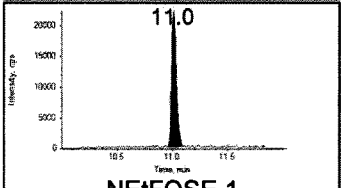

NEtFOSE 1
630.200/59.000 Da
□ Baseline □ Missed
□ Wrong Peak

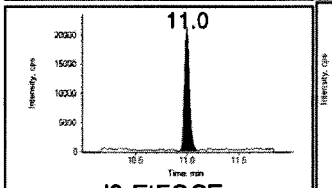

d9-EtFOSE
639.000/59.000 Da
□ Baseline □ Missed
□ Wrong Peak

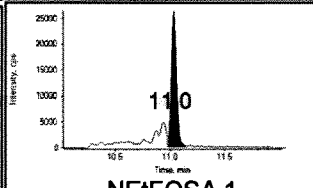

NEtFOSA 1
526.200/169.000 Da
□ Baseline □ Missed
□ Wrong Peak

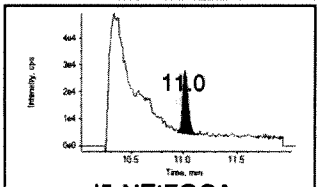

d5-NEtFOSA
531.000/169.000 Da
□ Baseline □ Missed
□ Wrong Peak

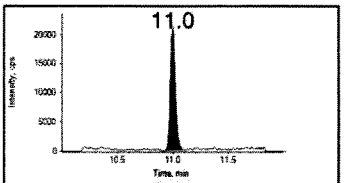

d9-EtFOSE 1
639.000/59.000 Da
□ Baseline □ Missed
□ Wrong Peak

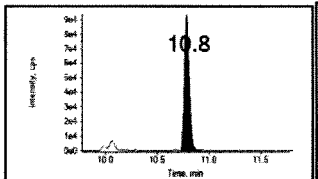

N_mefosa_d3
515.000/169.000 Da
□ Baseline □ Missed
□ Wrong Peak

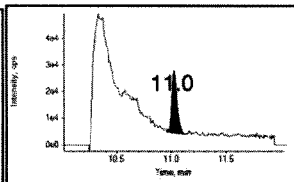

d5-NEtFOSA 1
531.000/169.000 Da
□ Baseline □ Missed
□ Wrong Peak

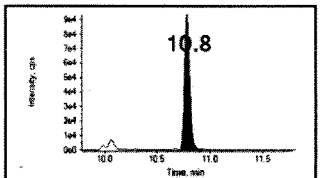

N_mefosa_d3
515.000/169.000 Da
□ Baseline □ Missed
□ Wrong Peak

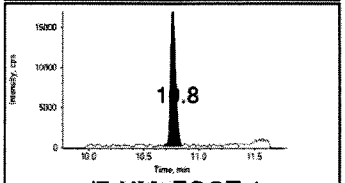

d7-NMeFOSE 1
623.000/59.000 Da
□ Baseline □ Missed
□ Wrong Peak

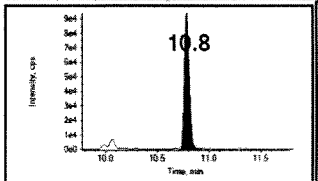

N_mefosa_d3
515.000/169.000 Da
□ Baseline □ Missed
□ Wrong Peak

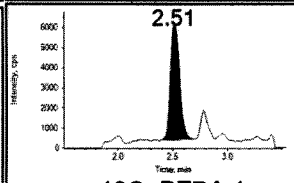

13C_PFBA 1
217.000/172.000 Da
□ Baseline □ Missed
□ Wrong Peak

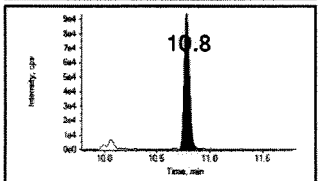

N_mefosa_d3
515.000/169.000 Da
□ Baseline □ Missed
□ Wrong Peak

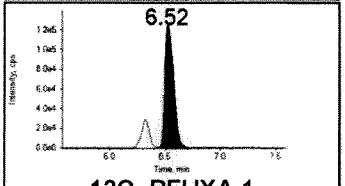

13C_PFHXA 1
315.000/270.000 Da
□ Baseline □ Missed
□ Wrong Peak

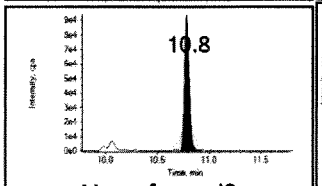

N_mefosa_d3
515.000/169.000 Da
□ Baseline □ Missed
□ Wrong Peak

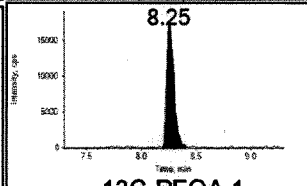

13C-PFOA 1
417.000/372.000 Da
□ Baseline □ Missed
□ Wrong Peak

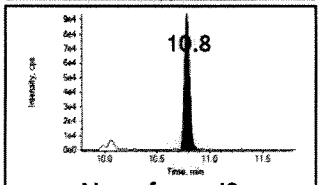

N_mefosa_d3
515.000/169.000 Da
□ Baseline □ Missed
□ Wrong Peak

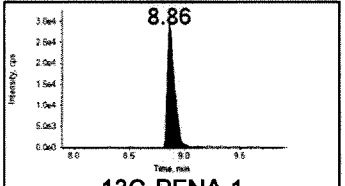

13C-PFNA 1
468.000/423.000 Da
□ Baseline □ Missed
□ Wrong Peak

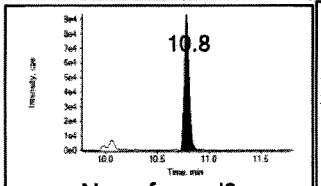

N_mefosa_d3
515.000/169.000 Da
□ Baseline □ Missed
□ Wrong Peak

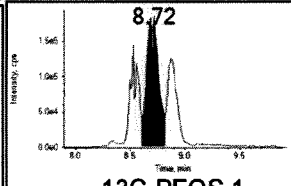

13C-PFOS 1
503.000/80.000 Da
□ Baseline □ Missed
□ Wrong Peak

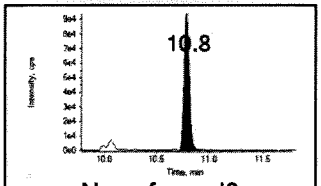

N_mefosa_d3
515.000/169.000 Da
□ Baseline □ Missed
□ Wrong Peak

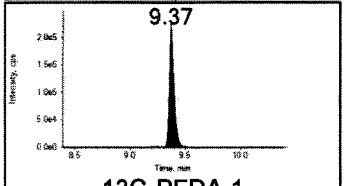

13C-PFDA 1
515.000/470.000 Da
□ Baseline □ Missed
□ Wrong Peak

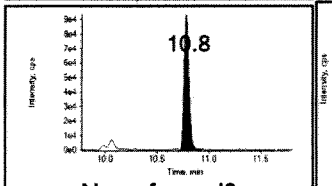

N_mefosa_d3
515.000/169.000 Da
□ Baseline □ Missed
□ Wrong Peak

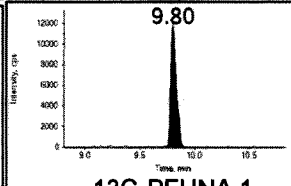

13C-PFUNA 1
565.000/520.000 Da
□ Baseline □ Missed
□ Wrong Peak

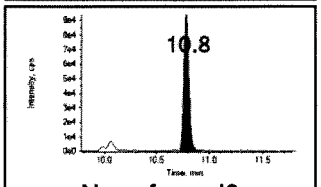

N_mefosa_d3
515.000/169.000 Da
□ Baseline □ Missed
□ Wrong Peak

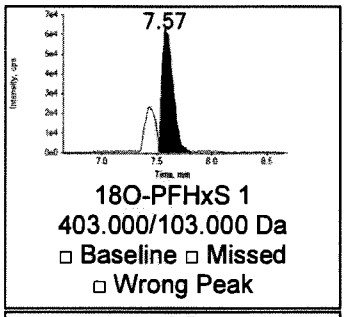

18O-PFHxS 1
403.000/103.000 Da
□ Baseline □ Missed
□ Wrong Peak

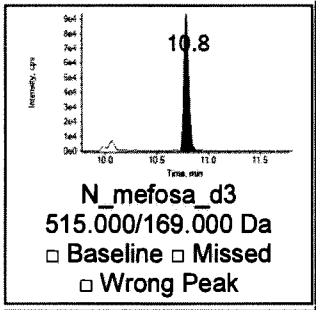

N_mefosa_d3
515.000/169.000 Da
□ Baseline □ Missed
□ Wrong Peak

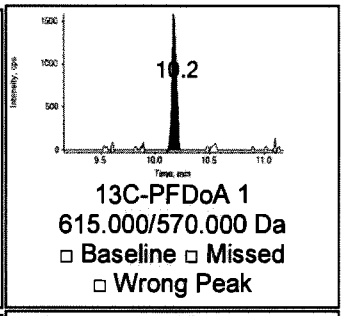

13C-PFDoA 1
615.000/570.000 Da
□ Baseline □ Missed
□ Wrong Peak

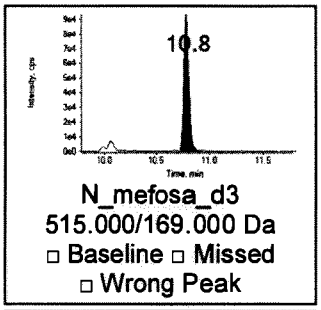

N_mefosa_d3
515.000/169.000 Da
□ Baseline □ Missed
□ Wrong Peak

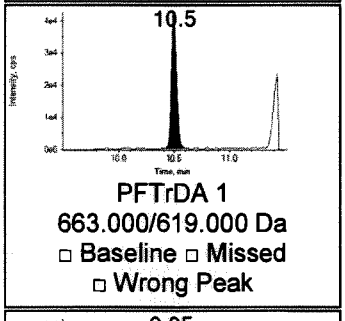

PFTrDA 1
663.000/619.000 Da
□ Baseline □ Missed
□ Wrong Peak

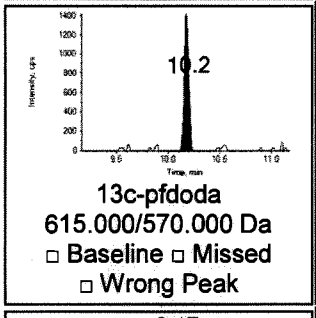

13c-pfdoda
615.000/570.000 Da
□ Baseline □ Missed
□ Wrong Peak

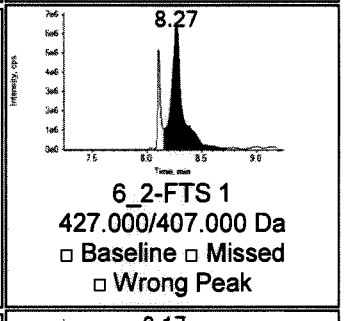

6_2-FTS 1
427.000/407.000 Da
□ Baseline □ Missed
□ Wrong Peak

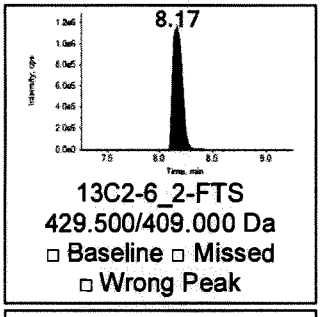

13C2-6_2-FTS
429.500/409.000 Da
□ Baseline □ Missed
□ Wrong Peak

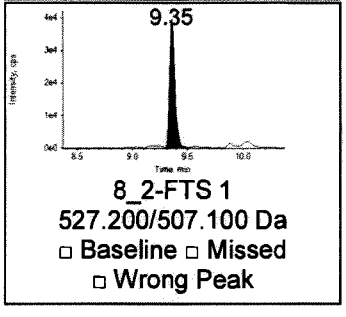

8_2-FTS 1
527.200/507.100 Da
□ Baseline □ Missed
□ Wrong Peak

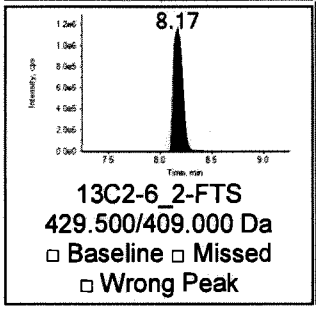

13C2-6_2-FTS
429.500/409.000 Da
□ Baseline □ Missed
□ Wrong Peak

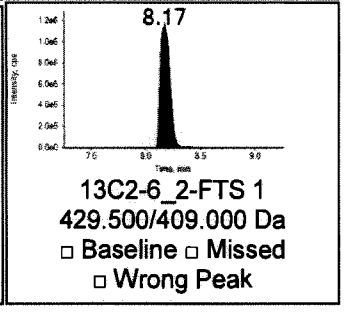

13C2-6_2-FTS 1
429.500/409.000 Da
□ Baseline □ Missed
□ Wrong Peak

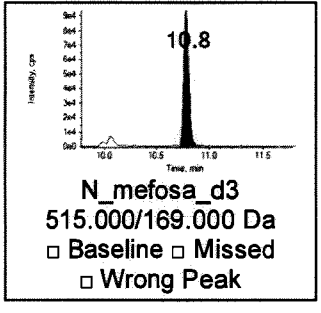

N_mefosa_d3
515.000/169.000 Da
□ Baseline □ Missed
□ Wrong Peak

Ion Ratio Confirmation

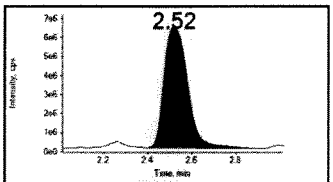

Pfba 2
Mod? No
□ Baseline □ Missed
□ Wrong Peak

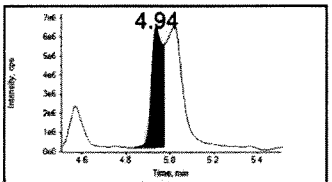

Pfpea 2
Mod? No
□ Baseline □ Missed
□ Wrong Peak

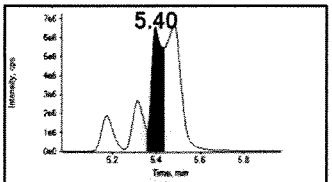

Pfbs 2
Mod? No
□ Baseline □ Missed
□ Wrong Peak

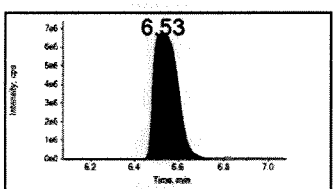

Pfhxa 2
Mod? No
□ Baseline □ Missed
□ Wrong Peak

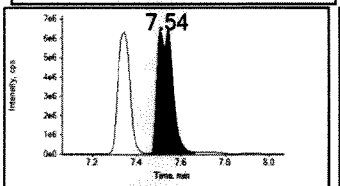

Pfhpa 2
Mod? No
□ Baseline □ Missed
□ Wrong Peak

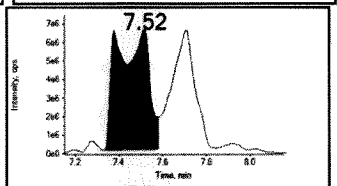

Pfhxs 2
Mod? No
□ Baseline □ Missed
□ Wrong Peak

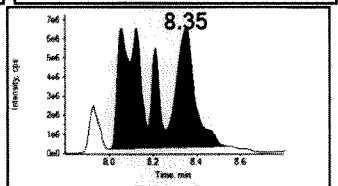

Pfoa 2
Mod? No
□ Baseline □ Missed
□ Wrong Peak

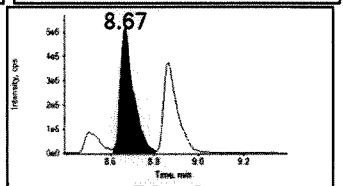

Pfna 2
Mod? No
□ Baseline □ Missed
□ Wrong Peak

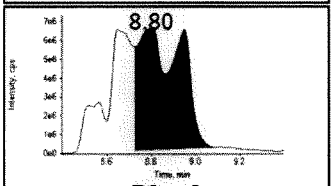

Pfos 2
Mod? No
□ Baseline □ Missed
□ Wrong Peak

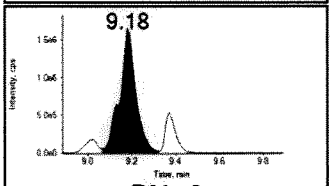

Pfda 2
Mod? No
□ Baseline □ Missed
□ Wrong Peak

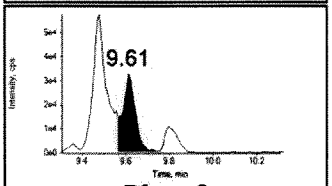

Pfuna 2
Mod? No
□ Baseline □ Missed
□ Wrong Peak

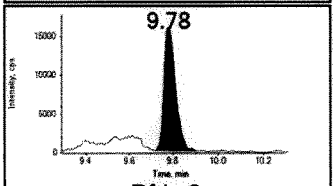

Pfds 2
Mod? No
□ Baseline □ Missed
□ Wrong Peak

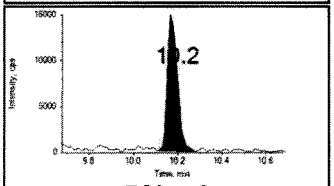

Pfdoa 2
Mod? No
□ Baseline □ Missed
□ Wrong Peak

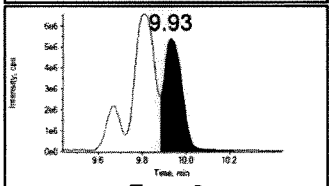

Fosa 2
Mod? No
□ Baseline □ Missed
□ Wrong Peak

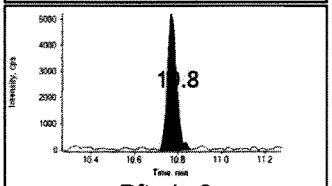

Pfteda 2
Mod? No
□ Baseline □ Missed
□ Wrong Peak

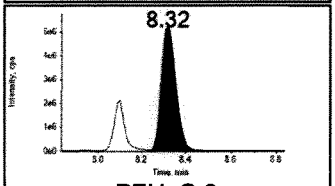

PFHpS 2
Mod? No
□ Baseline □ Missed
□ Wrong Peak

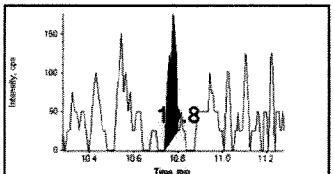

NMeFOSE 2
Mod? No
□ Baseline □ Missed
□ Wrong Peak

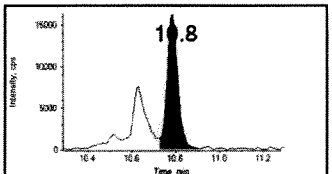

NMeFOSA 2
Mod? No
□ Baseline □ Missed
□ Wrong Peak

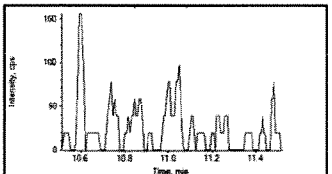

NEtFOSE 2
Mod? No
□ Baseline □ Missed
□ Wrong Peak

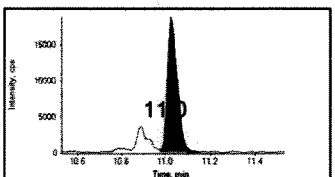

NEtFOSA 2
Mod? No
□ Baseline □ Missed
□ Wrong Peak

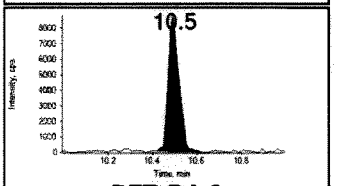

PFTrDA 2
Mod? No
□ Baseline □ Missed
□ Wrong Peak

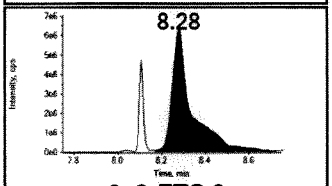

6_2-FTS 2
Mod? No
□ Baseline □ Missed
□ Wrong Peak

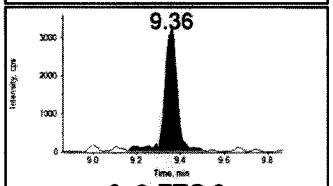

8_2-FTS 2
Mod? No
□ Baseline □ Missed
□ Wrong Peak

SM 6316 MM 6/3/16

Project	Ewan's Projects\PFCs
Data File	050116\1071.wiff
Result Table	050116.rdb
Instrument Name	LCMS02

Sample Name	KQ1603496-02	Injection Volume	10
Acquisition Date	5/2/2016 8:11:12 AM	Sample Type	Unknown
Acquisition Method	PFC_090315 schedule mrm.dam	Dilution Factor	1.00
Injection Vial	46	Weight to Volume	0.00

Results Summary

most results estimate.

Analyte Name	IS Name	IS Area	Analyte RT (Exp RT)	Analyte Area	Calc. Conc (ng/mL)	Modified?
Pfba 1	13c_pfba	34507	2.52 (2.53)	46984438	8000.6120	No
Pfpea 1	13c_pfhxa	710456	5.02 (4.98)	35501011	434.7710	No
Pfbs 1	18o-pfhs	427249	5.51 (5.42)	36025560	138.6830	No
Pfhxa 1	13c_pfhxa	710456	6.37 (6.53)	68990536	555.6470	No
Pfhpa 1	13c_pfhxa	710456	7.56 (7.52)	69697085	487.8800	No
Pfhxs 1	18o-pfhs	427249	7.74 (7.58)	43305310	179.4850	No
Pfoa 1	13c-pfoa	83684	8.34 (8.26)	101168695	11344.4460	No
Pfna 1	13c-pfna	146405	8.86 (8.86)	5455876	206.3340	No
Pfos 1	13c-pfos	1309602	8.47 (8.70)	48741943	199.1080	No
Pfda 1	13c-pfda	697390	9.37 (9.36)	7903662	60.6690	No
Pfuna 1	13c-pfuna	52938	9.80 (9.80)	135595	4.7280	No
Pfds 1	13c-pfos	1309602	9.42 (9.57)	574874	2.0660	No
Pfdoa 1	13c-pfdoda	4154	10.20 (10.20)	184736	4.0500	No
Fosa 1	d5-NEtFOSA	69001	10.00 (9.93)	49431409	775.6670	No
Pfteda 1	13c-pfdoda	4154	10.80 (10.80)	59964	2.6300	No
PFHpS 1	18o-pfhs	427249	8.32 (8.25)	36404774	1913.0940	No
NMeFOSE 1	d7-NMeFOSE	50015	10.80 (10.80)	52974	4.8070	No
NMeFOSA 1	d7-NMeFOSE	50015	10.80 (10.80)	60055	9.9460	No
NEtFOSE 1	d9-EtFOSE	68718	11.00 (11.00)	66721	4.8330	No
NEtFOSA 1	d5-NEtFOSA	69001	11.00 (11.00)	77540	6.2160	No

Analyte Name	IS Name	IS Area	Analyte RT (Exp RT)	Analyte Area	Calc. Conc (ng/mL)	Modified?
d9-EtFOSE 1	N_mefosa_d3	307197	11.00 (11.00)	68718	0.8230	No
d5-NEtFOSA 1	N_mefosa_d3	307197	11.00 (11.00)	69001	1.0890	No
d7-NMeFOSE 1	N_mefosa_d3	307197	10.80 (10.80)	50015	0.7760	No
13C_PFBA 1	N_mefosa_d3	307197	2.52 (2.51)	34507	0.1260	No
13C_PFHXA 1	N_mefosa_d3	307197	6.53 (6.57)	710456	1.7890	No
13C-PFOA 1	N_mefosa_d3	307197	8.26 (8.29)	83684	0.2900	No
13C-PFNA 1	N_mefosa_d3	307197	8.86 (8.89)	146405	0.4720	No
13C-PFOS 1	N_mefosa_d3	307197	8.70 (8.90)	1309602	4.8940	No
13C-PFDA 1	N_mefosa_d3	307197	9.37 (9.39)	697390	2.7120	No
13C-PFUNA 1	N_mefosa_d3	307197	9.80 (9.80)	52938	1.0250	No
18O-PFHxS 1	N_mefosa_d3	307197	7.58 (7.65)	427249	3.2080	No
13C-PFDoA 1	N_mefosa_d3	307197	10.20 (10.20)	4072	1.2500	No
PFTrDA 1	13c-pfdoda	4154	10.50 (10.50)	151930	3.2060	No
6_2-FTS 1	13C2-6_2-FTS	7026905	8.27 (8.16)	42453645	1.8100	No
8_2-FTS 1	13C2-6_2-FTS	7026905	9.36 (9.28)	146575	N/A	No
13C2-6_2-FTS 1	N_mefosa_d3	307197	8.17 (8.25)	7026905	1727.5060	No

IRC Summary

Analyte Peak Name	RT (Exp RT)	Area	Modified?	Calc (Exp) MRM Ratio	Ratio Confirms ID
Pfba 2	2.52 (2.53)	46860695	No	1.00 (0.99)	YES
Pfpea 2	4.94 (4.98)	21592222	No	0.61 (1.01)	No
Pfbs 2	5.40 (5.41)	21526916	No	0.60 (0.41)	No
Pfhxa 2	6.53 (6.53)	51194571	No	0.74 (0.09)	No
Pfhpa 2	7.55 (7.52)	31840073	No	0.46 (0.40)	YES
Pfhxs 2	7.52 (7.58)	66142609	No	1.53 (0.40)	No
Pfoa 2	8.35 (8.26)	91909338	No	0.91 (1.86)	No
Pfna 2	8.67 (8.86)	2117804	No	0.39 (0.30)	No

Analyte Peak Name	RT (Exp RT)	Area	Modified?	Calc (Exp) MRM Ratio	Ratio Confirms ID
Pfos 2	8.79 (8.70)	104471328	No	2.14 (0.33)	No
Pfda 2	9.19 (9.36)	8530896	No	1.08 (0.20)	No
Pfuna 2	9.61 (9.80)	153035	No	1.13 (0.33)	No
Pfds 2	9.78 (9.57)	83220	No	0.14 (0.32)	No
Pfdoa 2	10.20 (10.20)	54210	No	0.29 (0.29)	YES
Fosa 2	9.93 (9.93)	30727787	No	0.62 (0.03)	No
Pfteda 2	10.80 (10.80)	14804	No	0.25 (0.23)	YES
PFHpS 2	8.32 (8.25)	24312120	No	0.67 (0.41)	No
NMeFOSE 2	10.60 (10.80)	339	No	0.01 (0.01)	No
NMeFOSA 2	10.80 (10.80)	54660	No	0.91 (0.97)	YES
NEtFOSE 2	11.00 (11.00)	393	No	0.01 (0.01)	YES
NEtFOSA 2	11.00 (11.00)	55422	No	0.71 (0.69)	YES
PFTrDA 2	10.50 (10.50)	33046	No	0.22 (0.24)	YES
6_2-FTS 2	8.28 (8.17)	38121777	No	0.90 (1.30)	No
8_2-FTS 2	9.36 (9.27)	13707	No	0.09 (0.10)	YES

Quantitative Peak Review **KQ1603496-02 K1603420-003 DMS**

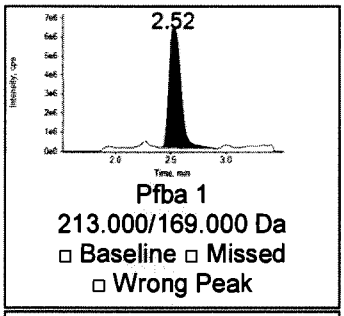

Pfba 1
213.000/169.000 Da
□ Baseline □ Missed
□ Wrong Peak

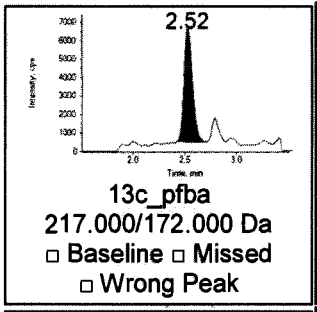

13c_pfba
217.000/172.000 Da
□ Baseline □ Missed
□ Wrong Peak

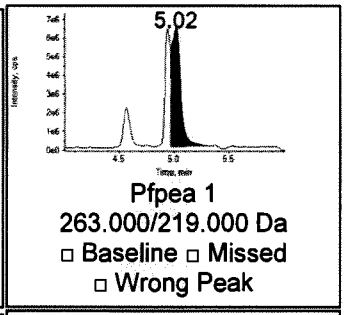

Pfpea 1
263.000/219.000 Da
□ Baseline □ Missed
□ Wrong Peak

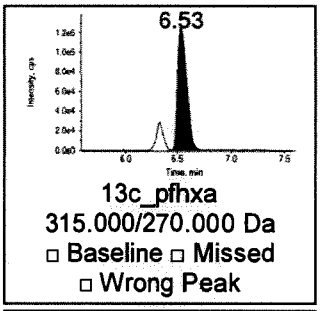

13c_pfhxa
315.000/270.000 Da
□ Baseline □ Missed
□ Wrong Peak

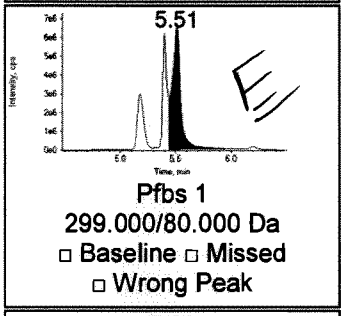

Pfbs 1
299.000/80.000 Da
□ Baseline □ Missed
□ Wrong Peak

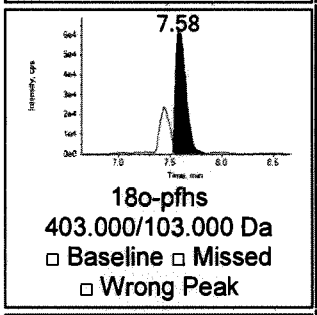

18o-pfhs
403.000/103.000 Da
□ Baseline □ Missed
□ Wrong Peak

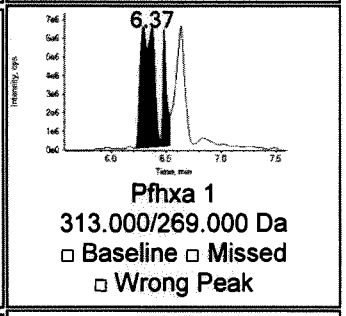

Pfhxa 1
313.000/269.000 Da
□ Baseline □ Missed
□ Wrong Peak

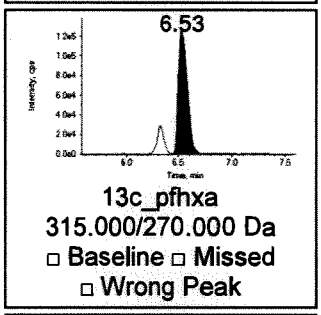

13c_pfhxa
315.000/270.000 Da
□ Baseline □ Missed
□ Wrong Peak

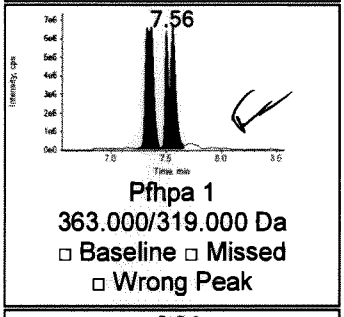

Pfhpa 1
363.000/319.000 Da
□ Baseline □ Missed
□ Wrong Peak

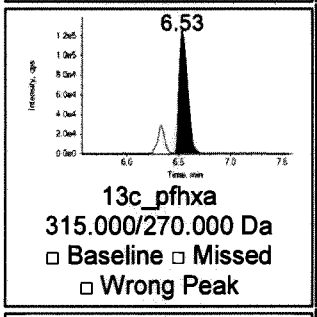

13c_pfhxa
315.000/270.000 Da
□ Baseline □ Missed
□ Wrong Peak

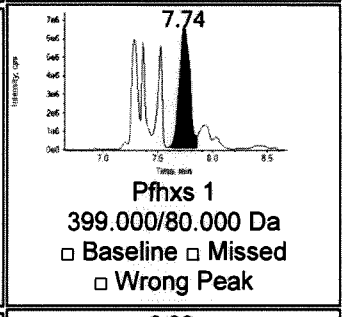

Pfhxs 1
399.000/80.000 Da
□ Baseline □ Missed
□ Wrong Peak

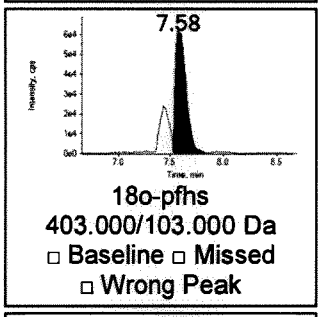

18o-pfhs
403.000/103.000 Da
□ Baseline □ Missed
□ Wrong Peak

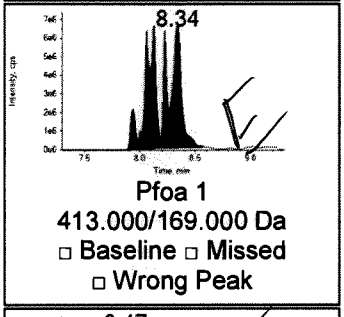

Pfoa 1
413.000/169.000 Da
□ Baseline □ Missed
□ Wrong Peak

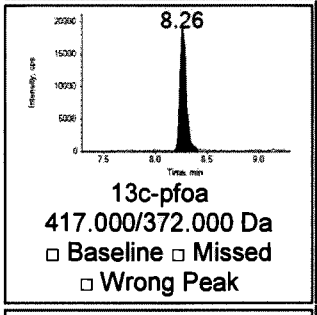

13c-pfoa
417.000/372.000 Da
□ Baseline □ Missed
□ Wrong Peak

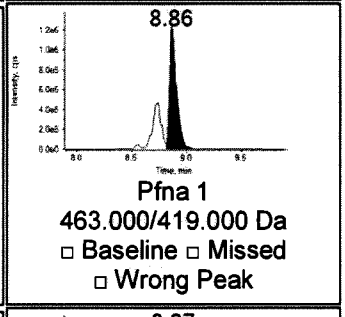

Pfna 1
463.000/419.000 Da
□ Baseline □ Missed
□ Wrong Peak

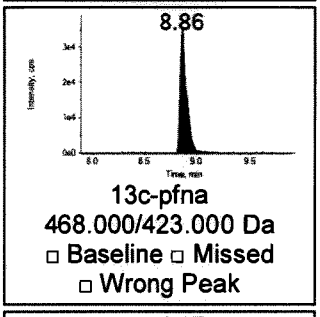

13c-pfna
468.000/423.000 Da
□ Baseline □ Missed
□ Wrong Peak

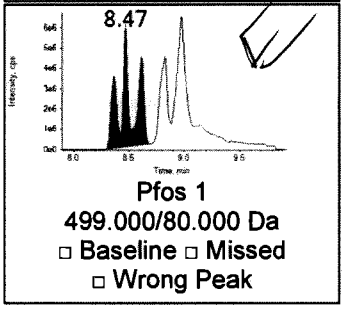

Pfos 1
499.000/80.000 Da
□ Baseline □ Missed
□ Wrong Peak

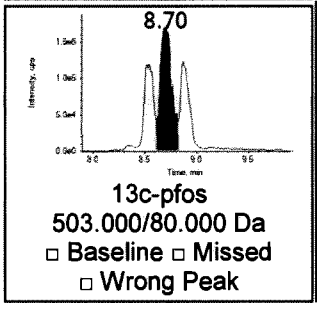

13c-pfos
503.000/80.000 Da
□ Baseline □ Missed
□ Wrong Peak

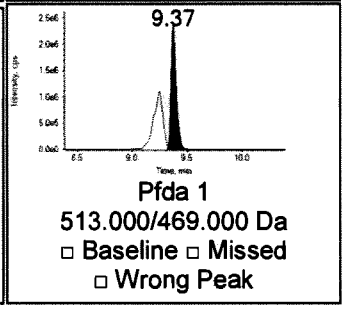

Pfda 1
513.000/469.000 Da
□ Baseline □ Missed
□ Wrong Peak

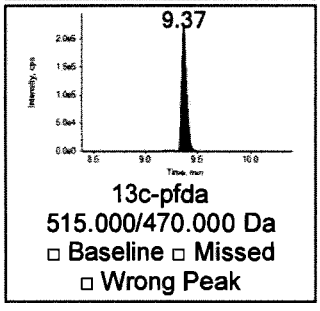

13c-pfda
515.000/470.000 Da
□ Baseline □ Missed
□ Wrong Peak

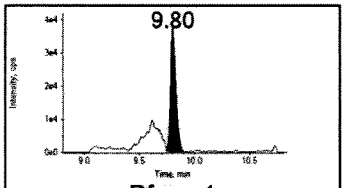

Pfuna 1
563.000/519.000 Da
□ Baseline □ Missed
□ Wrong Peak

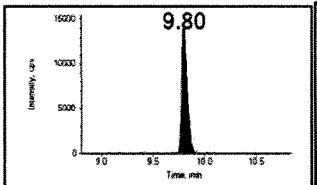

13c-pfuna
565.000/520.000 Da
□ Baseline □ Missed
□ Wrong Peak

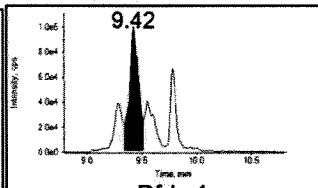

Pfds 1
599.000/80.000 Da
□ Baseline □ Missed
□ Wrong Peak

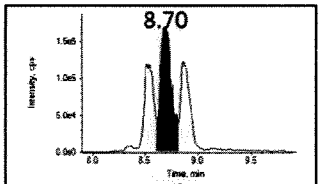

13c-pfos
503.000/80.000 Da
□ Baseline □ Missed
□ Wrong Peak

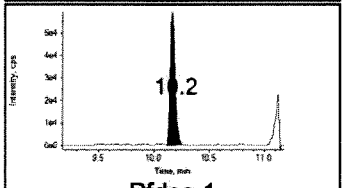

Pfdoa 1
613.000/569.000 Da
□ Baseline □ Missed
□ Wrong Peak

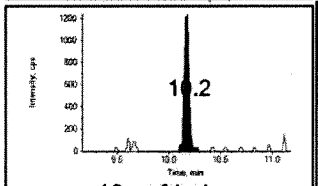

13c-pfdoda
615.000/570.000 Da
□ Baseline □ Missed
□ Wrong Peak

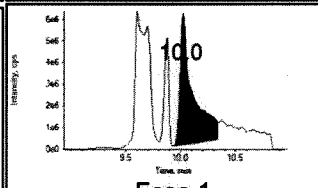

Fosa 1
498.000/78.000 Da
□ Baseline □ Missed
□ Wrong Peak

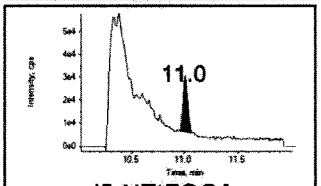

d5-NEtFOSA
531.000/169.000 Da
□ Baseline □ Missed
□ Wrong Peak

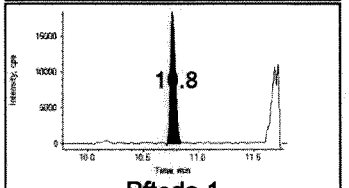

Pfteda 1
713.000/669.000 Da
□ Baseline □ Missed
□ Wrong Peak

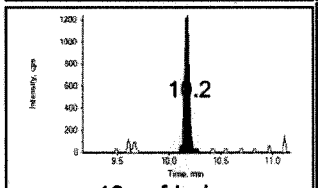

13c-pfdoda
615.000/570.000 Da
□ Baseline □ Missed
□ Wrong Peak

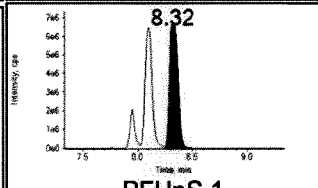

PFHpS 1
449.400/80.000 Da
□ Baseline □ Missed
□ Wrong Peak

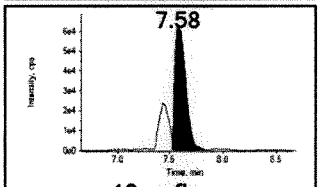

18o-pfhs
403.000/103.000 Da
□ Baseline □ Missed
□ Wrong Peak

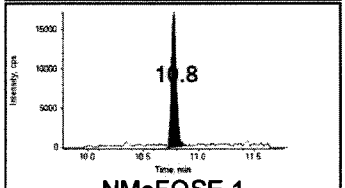

NMeFOSE 1
616.200/58.800 Da
□ Baseline □ Missed
□ Wrong Peak

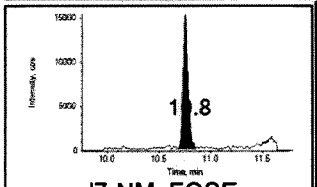

d7-NMeFOSE
623.000/59.000 Da
□ Baseline □ Missed
□ Wrong Peak

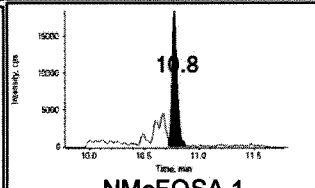

NMeFOSA 1
512.200/169.300 Da
□ Baseline □ Missed
□ Wrong Peak

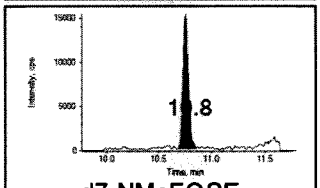

d7-NMeFOSE
623.000/59.000 Da
□ Baseline □ Missed
□ Wrong Peak

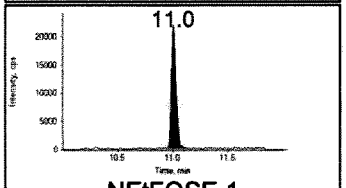

NEtFOSE 1
630.200/59.000 Da
□ Baseline □ Missed
□ Wrong Peak

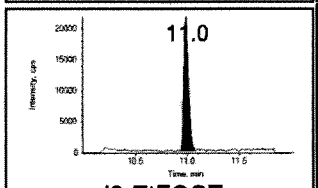

d9-EtFOSE
639.000/59.000 Da
□ Baseline □ Missed
□ Wrong Peak

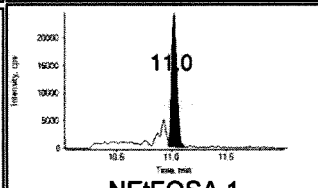

NEtFOSA 1
526.200/169.000 Da
□ Baseline □ Missed
□ Wrong Peak

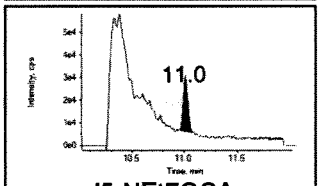

d5-NEtFOSA
531.000/169.000 Da
□ Baseline □ Missed
□ Wrong Peak

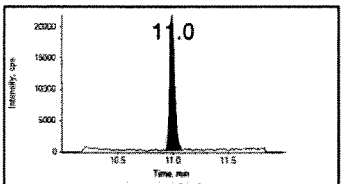

d9-EtFOSE 1
639.000/59.000 Da
□ Baseline □ Missed
□ Wrong Peak

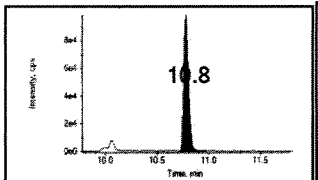

N_mefosa_d3
515.000/169.000 Da
□ Baseline □ Missed
□ Wrong Peak

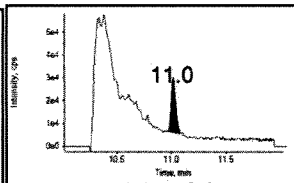

d5-NEtFOSA 1
531.000/169.000 Da
□ Baseline □ Missed
□ Wrong Peak

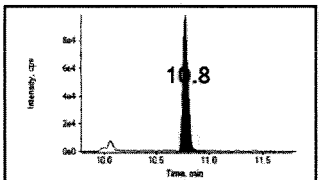

N_mefosa_d3
515.000/169.000 Da
□ Baseline □ Missed
□ Wrong Peak

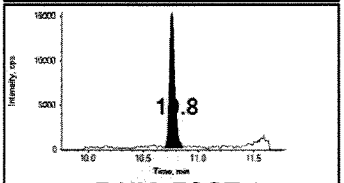

d7-NMeFOSE 1
623.000/59.000 Da
□ Baseline □ Missed
□ Wrong Peak

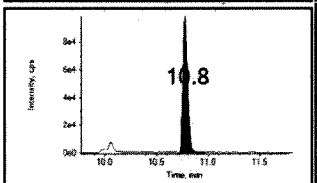

N_mefosa_d3
515.000/169.000 Da
□ Baseline □ Missed
□ Wrong Peak

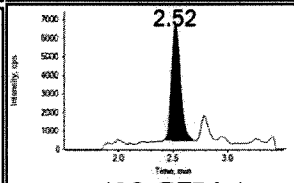

13C_PFBA 1
217.000/172.000 Da
□ Baseline □ Missed
□ Wrong Peak

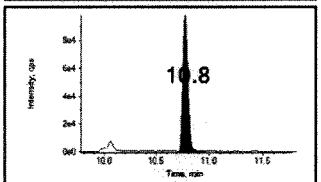

N_mefosa_d3
515.000/169.000 Da
□ Baseline □ Missed
□ Wrong Peak

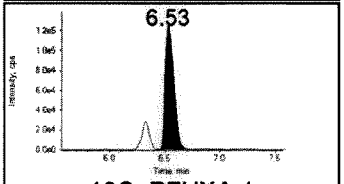

13C_PFHXA 1
315.000/270.000 Da
□ Baseline □ Missed
□ Wrong Peak

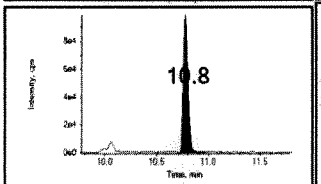

N_mefosa_d3
515.000/169.000 Da
□ Baseline □ Missed
□ Wrong Peak

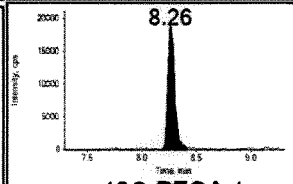

13C-PFOA 1
417.000/372.000 Da
□ Baseline □ Missed
□ Wrong Peak

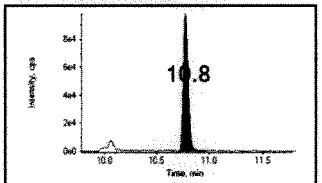

N_mefosa_d3
515.000/169.000 Da
□ Baseline □ Missed
□ Wrong Peak

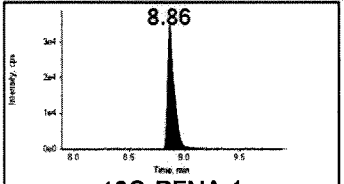

13C-PFNA 1
468.000/423.000 Da
□ Baseline □ Missed
□ Wrong Peak

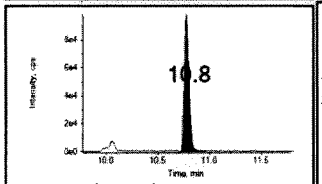

N_mefosa_d3
515.000/169.000 Da
□ Baseline □ Missed
□ Wrong Peak

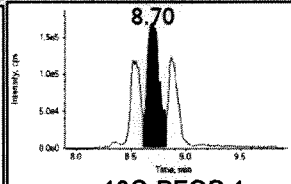

13C-PFOS 1
503.000/80.000 Da
□ Baseline □ Missed
□ Wrong Peak

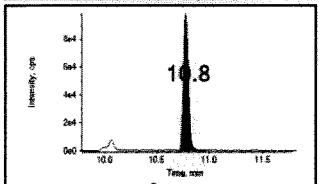

N_mefosa_d3
515.000/169.000 Da
□ Baseline □ Missed
□ Wrong Peak

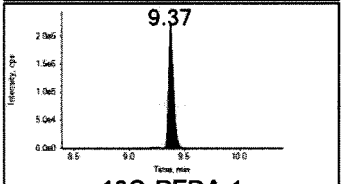

13C-PFDA 1
515.000/470.000 Da
□ Baseline □ Missed
□ Wrong Peak

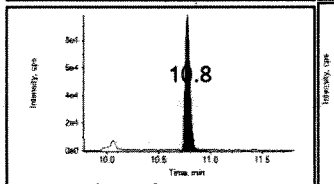

N_mefosa_d3
515.000/169.000 Da
□ Baseline □ Missed
□ Wrong Peak

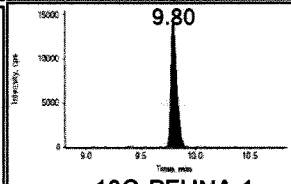

13C-PFUNA 1
565.000/520.000 Da
□ Baseline □ Missed
□ Wrong Peak

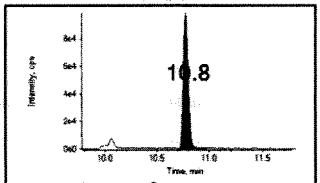

N_mefosa_d3
515.000/169.000 Da
□ Baseline □ Missed
□ Wrong Peak

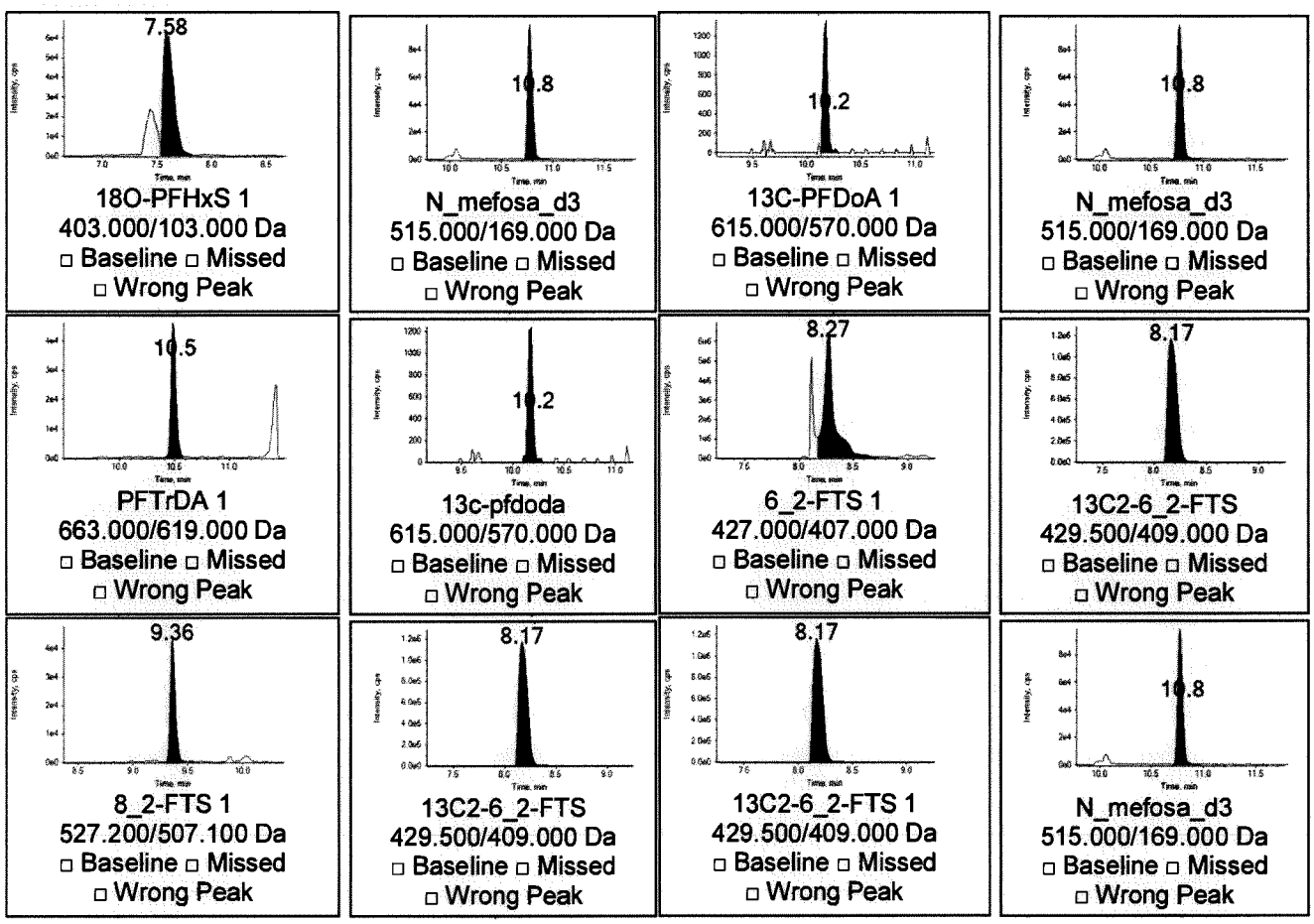

Ion Ratio Confirmation

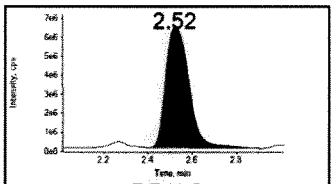

Pfba 2
Mod? No
□ Baseline □ Missed
□ Wrong Peak

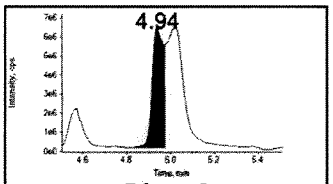

Pfpea 2
Mod? No
□ Baseline □ Missed
□ Wrong Peak

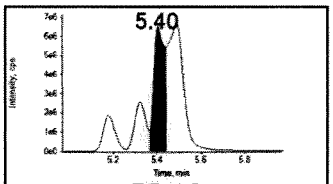

Pfbs 2
Mod? No
□ Baseline □ Missed
□ Wrong Peak

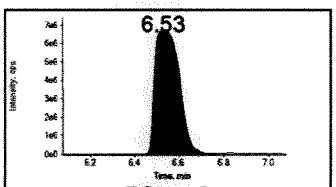

Pfhxa 2
Mod? No
□ Baseline □ Missed
□ Wrong Peak

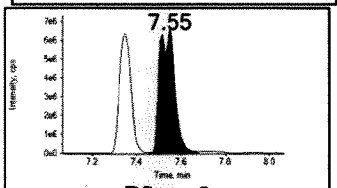

Pfhpa 2
Mod? No
□ Baseline □ Missed
□ Wrong Peak

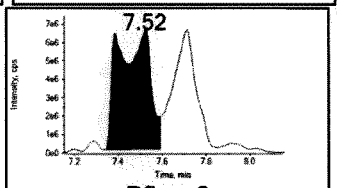

Pfhxs 2
Mod? No
□ Baseline □ Missed
□ Wrong Peak

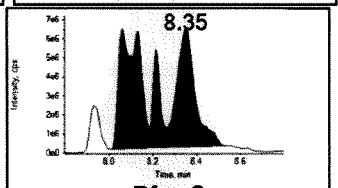

Pfoa 2
Mod? No
□ Baseline □ Missed
□ Wrong Peak

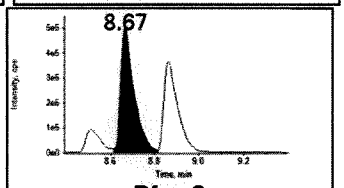

Pfna 2
Mod? No
□ Baseline □ Missed
□ Wrong Peak

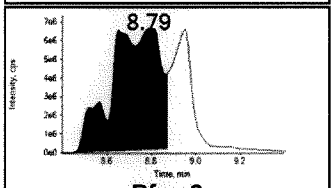

Pfos 2
Mod? No
□ Baseline □ Missed
□ Wrong Peak

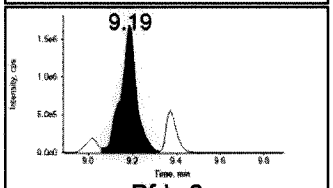

Pfda 2
Mod? No
□ Baseline □ Missed
□ Wrong Peak

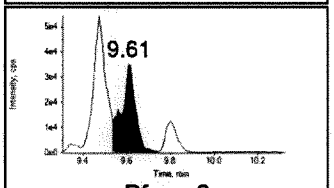

Pfuna 2
Mod? No
□ Baseline □ Missed
□ Wrong Peak

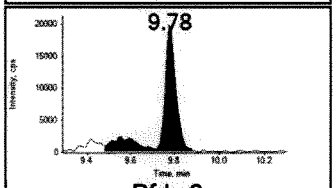

Pfds 2
Mod? No
□ Baseline □ Missed
□ Wrong Peak

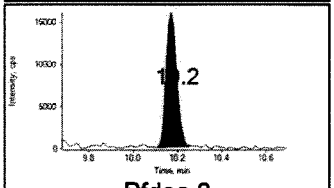

Pfdoa 2
Mod? No
□ Baseline □ Missed
□ Wrong Peak

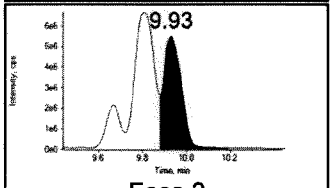

Fosa 2
Mod? No
□ Baseline □ Missed
□ Wrong Peak

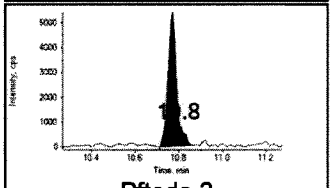

Pfteda 2
Mod? No
□ Baseline □ Missed
□ Wrong Peak

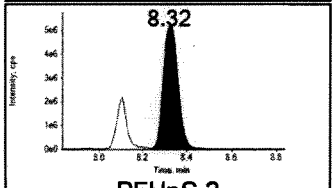

PFHpS 2
Mod? No
□ Baseline □ Missed
□ Wrong Peak

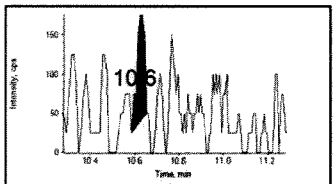

NMeFOSE 2
Mod? No
□ Baseline □ Missed
□ Wrong Peak

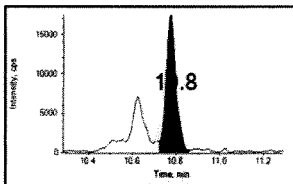

NMeFOSA 2
Mod? No
□ Baseline □ Missed
□ Wrong Peak

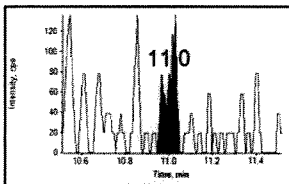

NEtFOSE 2
Mod? No
□ Baseline □ Missed
□ Wrong Peak

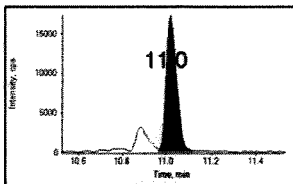

NEtFOSA 2
Mod? No
□ Baseline □ Missed
□ Wrong Peak

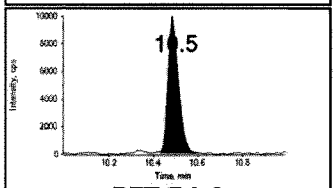

PFTrDA 2
Mod? No
□ Baseline □ Missed
□ Wrong Peak

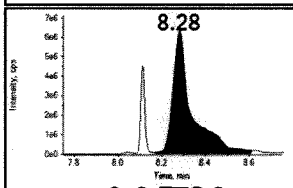

6_2-FTS 2
Mod? No
□ Baseline □ Missed
□ Wrong Peak

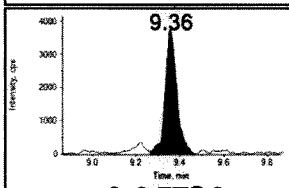

8_2-FTS 2
Mod? No
□ Baseline □ Missed
□ Wrong Peak

Project	Ewan's Projects\PFCs
Data File	050116\1064.wiff
Result Table	050116.rdb
Instrument Name	LCMS02

Sample Name	KQ1603496-03	Injection Volume	10
Acquisition Date	5/2/2016 6:06:20 AM	Sample Type	Unknown
Acquisition Method	PFC_090315 schedule mrm.dam	Dilution Factor	1.00
Injection Vial	39	Weight to Volume	0.00

Results Summary

Analyte Name	IS Name	IS Area	Analyte RT (Exp RT)	Analyte Area	Calc. Conc (ng/mL)	Modified?
Pfba 1	13c_pfba	1788001	2.55 (2.56)	1490734	4.8990	No
Pfpea 1	13c_pfhxa	2693071	5.02 (5.02)	1490384	4.8150	No
Pfbs 1	18o-pfhs	841399	5.48 (5.47)	2497292	4.8820	No
Pfhxa 1	13c_pfhxa	2693071	6.58 (6.59)	2429858	5.1630	No
Pfhpa 1	13c_pfhxa	2693071	7.57 (7.58)	2770227	5.1160	No
Pfhxs 1	18o-pfhs	841399	7.65 (7.65)	2391378	5.0330	No
Pfoa 1	13c-pfoa	1968892	8.30 (8.30)	1001123	4.7710	No
Pfna 1	13c-pfna	2161423	8.89 (8.89)	2018029	5.1700	No
Pfos 1	13c-pfos	1759774	8.90 (8.90)	1607747	4.8870	No
Pfda 1	13c-pfda	1732665	9.38 (9.37)	1665027	5.1440	No
Pfuna 1	13c-pfuna	345308	9.80 (9.80)	943871	5.0460	No
Pfds 1	13c-pfos	1759774	9.78 (9.79)	1695376	4.5340	No
Pfdoa 1	13c-pfdoda	20130	10.20 (10.20)	1047612	4.7390	No
Fosa 1	d5-NEtFOSA	299217	9.93 (9.93)	1294637	4.6850	Yes
Pfteda 1	13c-pfdoda	20130	10.80 (10.80)	505101	4.5710	No
PFHpS 1	18o-pfhs	841399	8.33 (8.34)	190721	5.0890	No
NMeFOSE 1	d7-NMeFOSE	401755	10.80 (10.80)	363871	4.1110	No
NMeFOSA 1	d7-NMeFOSE	401755	10.80 (10.80)	192609	3.9710	No
NEtFOSE 1	d9-EtFOSE	439153	11.00 (11.00)	432901	4.9070	No
NEtFOSA 1	d5-NEtFOSA	299217	11.00 (11.00)	269320	4.9790	No

MAY 12 2016

Analyte Name	IS Name	IS Area	Analyte RT (Exp RT)	Analyte Area	Calc. Conc (ng/mL)	Modified?
d9-EtFOSE 1	N_mefosa_d3	349656	11.00 (11.00)	439153	4.6220	No
d5-NEtFOSA 1	N_mefosa_d3	349656	11.00 (11.00)	299217	4.1480	No
d7-NMeFOSE 1	N_mefosa_d3	349656	10.70 (10.80)	401755	5.4730	No
13C_PFBA 1	N_mefosa_d3	349656	2.55 (2.51)	1788001	5.7220	No
13C_PFHXA 1	N_mefosa_d3	349656	6.58 (6.57)	2693071	5.9590	No
13C-PFOA 1	N_mefosa_d3	349656	8.30 (8.29)	1968892	5.9980	No
13C-PFNA 1	N_mefosa_d3	349656	8.89 (8.89)	2161423	6.1250	No
13C-PFOS 1	N_mefosa_d3	349656	8.90 (8.89)	1759774	5.7770	No
13C-PFDA 1	N_mefosa_d3	349656	9.38 (9.39)	1732665	5.9190	No
13C-PFUNA 1	N_mefosa_d3	349656	9.80 (9.80)	345308	5.8720	No
18O-PFHxS 1	N_mefosa_d3	349656	7.65 (7.65)	841399	5.5510	No
13C-PFDoA 1	N_mefosa_d3	349656	10.20 (10.20)	20150	5.4360	No
PFTrDA 1	13c-pfdoda	20130	10.50 (10.50)	1155971	5.0330	No
6_2-FTS 1	13C2-6_2-FTS	26510	8.24 (8.23)	410911	4.6440	No
8_2-FTS 1	13C2-6_2-FTS	26510	9.36 (9.36)	380480	4.6290	No
13C2-6_2-FTS 1	N_mefosa_d3	349656	8.24 (8.25)	26510	5.7260	No

IRC Summary

Analyte Peak Name	RT (Exp RT)	Area	Modified?	Calc (Exp) MRM Ratio	Ratio Confirms ID
Pfba 2	2.55 (2.55)	1515816	No	1.02 (0.99)	YES
Pfpea 2	5.02 (5.02)	1501537	No	1.01 (1.01)	YES
Pfbs 2	5.48 (5.47)	1014205	No	0.41 (0.41)	YES
Pfhxa 2	6.58 (6.59)	216408	No	0.09 (0.09)	YES
Pfhpa 2	7.57 (7.58)	1088842	No	0.39 (0.40)	YES
Pfhxs 2	7.65 (7.65)	947930	No	0.40 (0.40)	YES
Pfoa 2	8.30 (8.30)	1942945	No	1.94 (1.86)	YES
Pfna 2	8.89 (8.89)	591708	No	0.29 (0.30)	YES

Analyte Peak Name	RT (Exp RT)	Area	Modified?	Calc (Exp) MRM Ratio	Ratio Confirms ID
Pfos 2	8.90 (8.90)	515560	No	0.32 (0.33)	YES
Pfda 2	9.38 (9.37)	283611	No	0.17 (0.20)	YES
Pfuna 2	9.80 (9.80)	308407	No	0.33 (0.33)	YES
Pfds 2	9.78 (9.79)	534939	No	0.32 (0.32)	YES
Pfdoa 2	10.20 (10.20)	298793	No	0.29 (0.29)	YES
Fosa 2	9.93 (9.93)	33379	No	0.03 (0.03)	YES
Pfteda 2	10.80 (10.80)	124492	No	0.25 (0.23)	YES
PFHpS 2	8.33 (8.34)	79190	No	0.42 (0.41)	YES
NMeFOSE 2	10.80 (10.80)	3362	No	0.01 (0.01)	YES
NMeFOSA 2	10.80 (10.80)	186201	No	0.97 (0.97)	YES
NEtFOSE 2	11.00 (11.00)	2430	No	0.01 (0.01)	YES
NEtFOSA 2	11.00 (11.00)	182831	No	0.68 (0.69)	YES
PFTrDA 2	10.50 (10.50)	265628	No	0.23 (0.24)	YES
6_2-FTS 2	8.24 (8.24)	497129	No	1.21 (1.30)	YES
8_2-FTS 2	9.36 (9.35)	37400	No	0.10 (0.10)	YES

Quantitative Peak Review KQ1603496-03 LCS

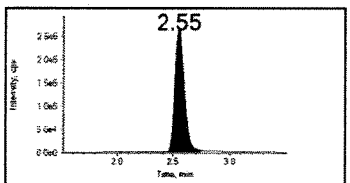

Pfba 1
213.000/169.000 Da
□ Baseline □ Missed
□ Wrong Peak

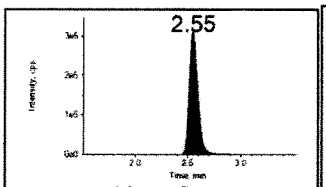

13c_pfba
217.000/172.000 Da
□ Baseline □ Missed
□ Wrong Peak

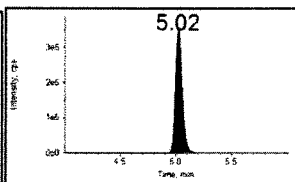

Pfpea 1
263.000/219.000 Da
□ Baseline □ Missed
□ Wrong Peak

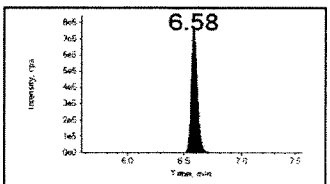

13c_pfhxa
315.000/270.000 Da
□ Baseline □ Missed
□ Wrong Peak

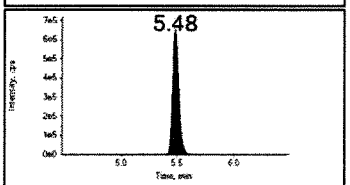

Pfbs 1
299.000/80.000 Da
□ Baseline □ Missed
□ Wrong Peak

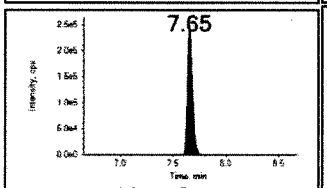

18o-pfhs
403.000/103.000 Da
□ Baseline □ Missed
□ Wrong Peak

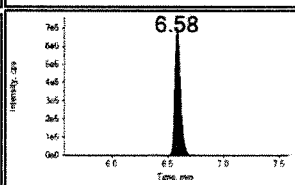

Pfhxa 1
313.000/269.000 Da
□ Baseline □ Missed
□ Wrong Peak

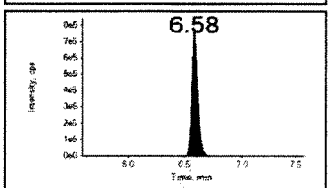

13c_pfhxa
315.000/270.000 Da
□ Baseline □ Missed
□ Wrong Peak

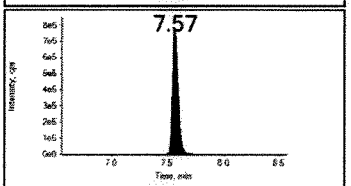

Pfhpa 1
363.000/319.000 Da
□ Baseline □ Missed
□ Wrong Peak

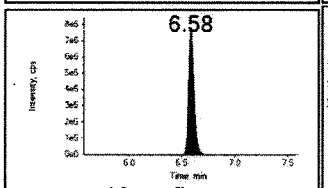

13c_pfhxa
315.000/270.000 Da
□ Baseline □ Missed
□ Wrong Peak

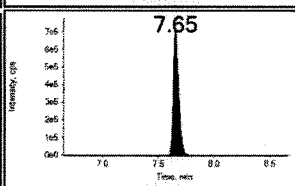

Pfhxs 1
399.000/80.000 Da
□ Baseline □ Missed
□ Wrong Peak

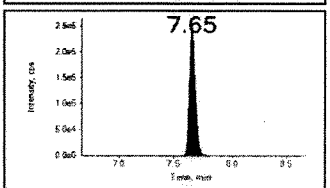

18o-pfhs
403.000/103.000 Da
□ Baseline □ Missed
□ Wrong Peak

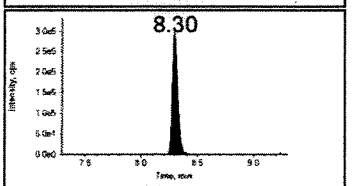

Pfoa 1
413.000/169.000 Da
□ Baseline □ Missed
□ Wrong Peak

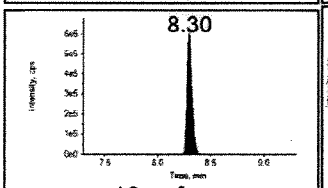

13c-pfoa
417.000/372.000 Da
□ Baseline □ Missed
□ Wrong Peak

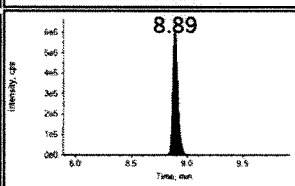

Pfna 1
463.000/419.000 Da
□ Baseline □ Missed
□ Wrong Peak

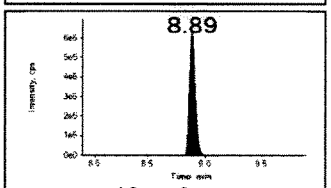

13c-pfna
468.000/423.000 Da
□ Baseline □ Missed
□ Wrong Peak

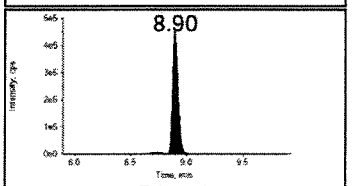

Pfos 1
499.000/80.000 Da
□ Baseline □ Missed
□ Wrong Peak

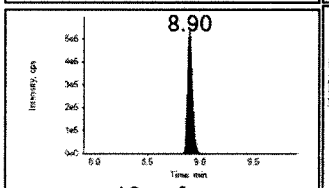

13c-pfos
503.000/80.000 Da
□ Baseline □ Missed
□ Wrong Peak

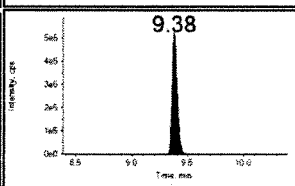

Pfda 1
513.000/469.000 Da
□ Baseline □ Missed
□ Wrong Peak

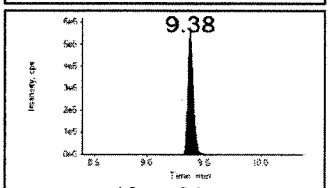

13c-pfda
515.000/470.000 Da
□ Baseline □ Missed
□ Wrong Peak

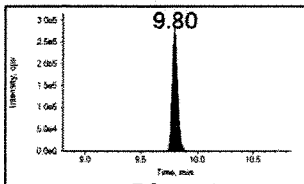

Pfuna 1
563.000/519.000 Da
□ Baseline □ Missed
□ Wrong Peak

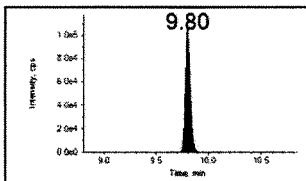

13c-pfuna
565.000/520.000 Da
□ Baseline □ Missed
□ Wrong Peak

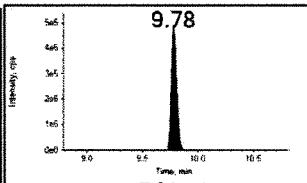

Pfds 1
599.000/80.000 Da
□ Baseline □ Missed
□ Wrong Peak

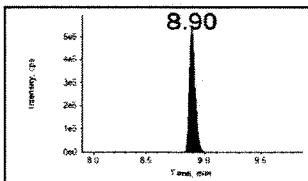

13c-pfos
503.000/80.000 Da
□ Baseline □ Missed
□ Wrong Peak

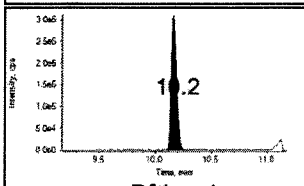
Pfdoa 1
613.000/569.000 Da
□ Baseline □ Missed
□ Wrong Peak

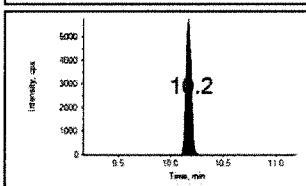
13c-pfdoda
615.000/570.000 Da
□ Baseline □ Missed
□ Wrong Peak

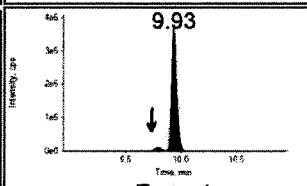

Fosa 1
498.000/78.000 Da
□ Baseline □ Missed
□ Wrong Peak

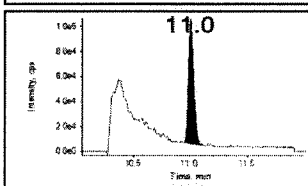

d5-NEtFOSA
531.000/169.000 Da
□ Baseline □ Missed
□ Wrong Peak

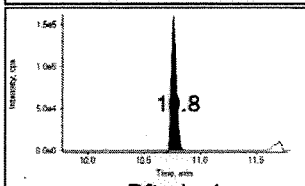
Pfteda 1
713.000/669.000 Da
□ Baseline □ Missed
□ Wrong Peak

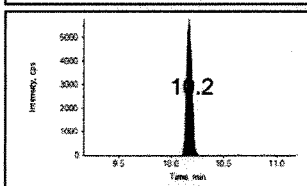
13c-pfdoda
615.000/570.000 Da
□ Baseline □ Missed
□ Wrong Peak

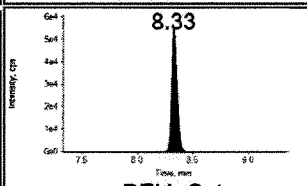

PFHpS 1
449.400/80.000 Da
□ Baseline □ Missed
□ Wrong Peak

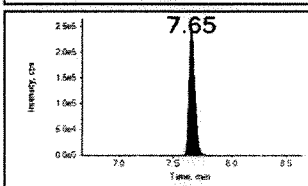

18o-pfhs
403.000/103.000 Da
□ Baseline □ Missed
□ Wrong Peak

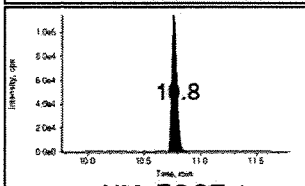
NMeFOSE 1
616.200/58.800 Da
□ Baseline □ Missed
□ Wrong Peak

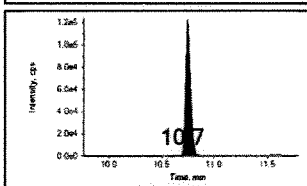
d7-NMeFOSE
623.000/59.000 Da
□ Baseline □ Missed
□ Wrong Peak

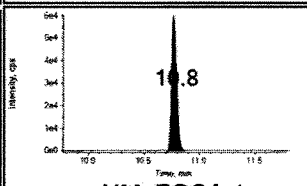
NMeFOSA 1
512.200/169.300 Da
□ Baseline □ Missed
□ Wrong Peak

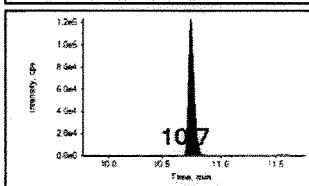
d7-NMeFOSE
623.000/59.000 Da
□ Baseline □ Missed
□ Wrong Peak

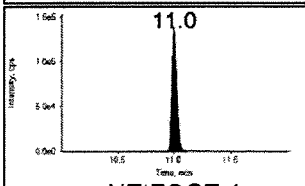

NEtFOSE 1
630.200/59.000 Da
□ Baseline □ Missed
□ Wrong Peak

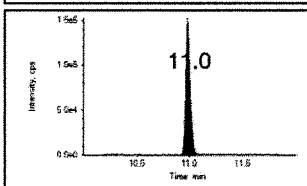

d9-EtFOSE
639.000/59.000 Da
□ Baseline □ Missed
□ Wrong Peak

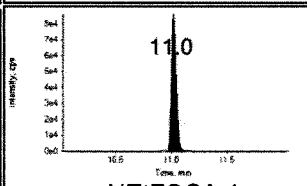

NEtFOSA 1
526.200/169.000 Da
□ Baseline □ Missed
□ Wrong Peak

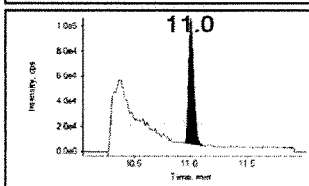

d5-NEtFOSA
531.000/169.000 Da
□ Baseline □ Missed
□ Wrong Peak

MAY 12 2016

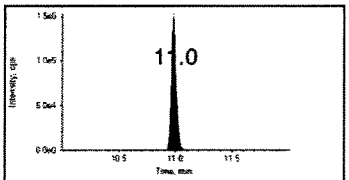

d9-EtFOSE 1
639.000/59.000 Da
□ Baseline □ Missed
□ Wrong Peak

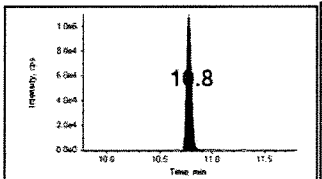

N_mefosa_d3
515.000/169.000 Da
□ Baseline □ Missed
□ Wrong Peak

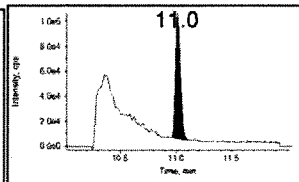

d5-NEtFOSA 1
531.000/169.000 Da
□ Baseline □ Missed
□ Wrong Peak

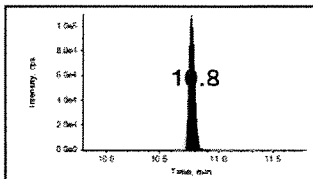

N_mefosa_d3
515.000/169.000 Da
□ Baseline □ Missed
□ Wrong Peak

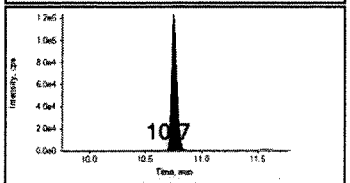

d7-NMeFOSE 1
623.000/59.000 Da
□ Baseline □ Missed
□ Wrong Peak

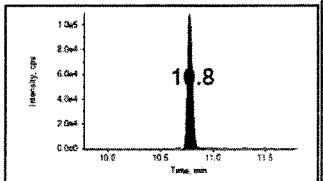

N_mefosa_d3
515.000/169.000 Da
□ Baseline □ Missed
□ Wrong Peak

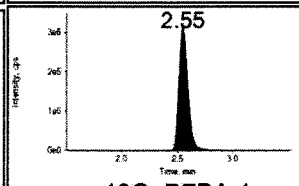

13C_PFBA 1
217.000/172.000 Da
□ Baseline □ Missed
□ Wrong Peak

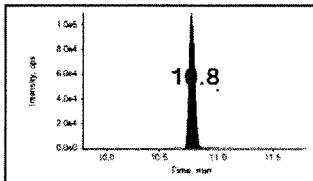

N_mefosa_d3
515.000/169.000 Da
□ Baseline □ Missed
□ Wrong Peak

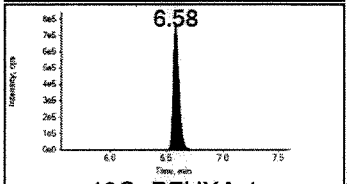

13C_PFHXA 1
315.000/270.000 Da
□ Baseline □ Missed
□ Wrong Peak

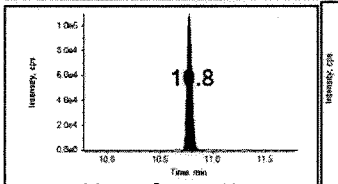

N_mefosa_d3
515.000/169.000 Da
□ Baseline □ Missed
□ Wrong Peak

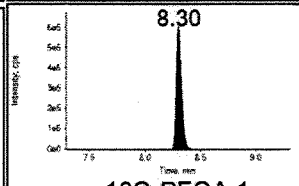

13C-PFOA 1
417.000/372.000 Da
□ Baseline □ Missed
□ Wrong Peak

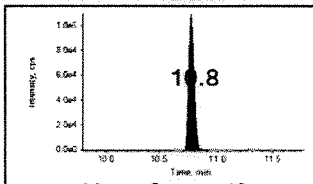

N_mefosa_d3
515.000/169.000 Da
□ Baseline □ Missed
□ Wrong Peak

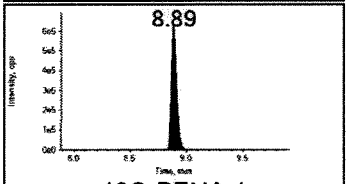

13C-PFNA 1
468.000/423.000 Da
□ Baseline □ Missed
□ Wrong Peak

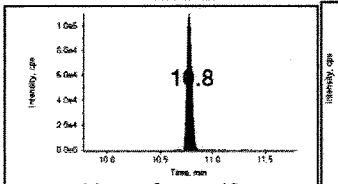

N_mefosa_d3
515.000/169.000 Da
□ Baseline □ Missed
□ Wrong Peak

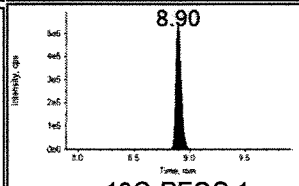

13C-PFOS 1
503.000/80.000 Da
□ Baseline □ Missed
□ Wrong Peak

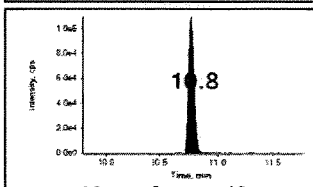

N_mefosa_d3
515.000/169.000 Da
□ Baseline □ Missed
□ Wrong Peak

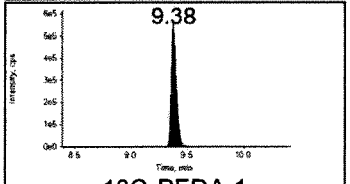

13C-PFDA 1
515.000/470.000 Da
□ Baseline □ Missed
□ Wrong Peak

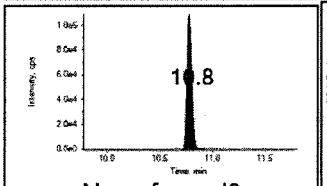

N_mefosa_d3
515.000/169.000 Da
□ Baseline □ Missed
□ Wrong Peak

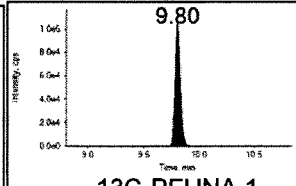

13C-PFUNA 1
565.000/520.000 Da
□ Baseline □ Missed
□ Wrong Peak

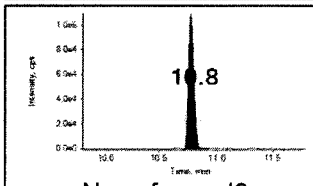

N_mefosa_d3
515.000/169.000 Da
□ Baseline □ Missed
□ Wrong Peak

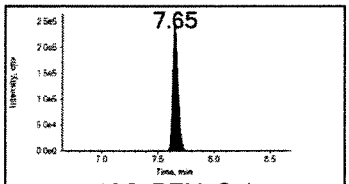

18O-PFHxS 1
403.000/103.000 Da
□ Baseline □ Missed
□ Wrong Peak

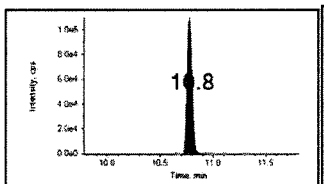

N_mefosa_d3
515.000/169.000 Da
□ Baseline □ Missed
□ Wrong Peak

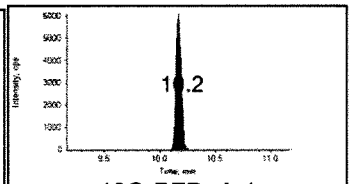

13C-PFDoA 1
615.000/570.000 Da
□ Baseline □ Missed
□ Wrong Peak

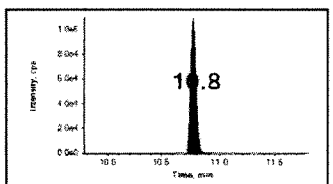

N_mefosa_d3
515.000/169.000 Da
□ Baseline □ Missed
□ Wrong Peak

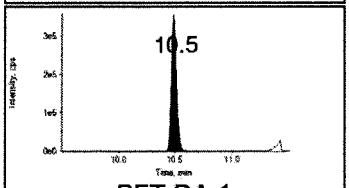

PFTrDA 1
663.000/619.000 Da
□ Baseline □ Missed
□ Wrong Peak

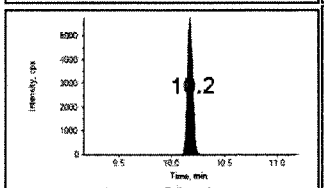

13c-pfdoda
615.000/570.000 Da
□ Baseline □ Missed
□ Wrong Peak

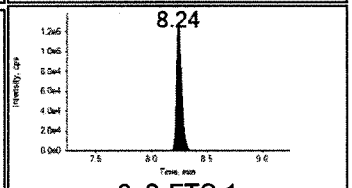

6_2-FTS 1
427.000/407.000 Da
□ Baseline □ Missed
□ Wrong Peak

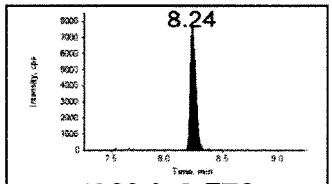

13C2-6_2-FTS
429.500/409.000 Da
□ Baseline □ Missed
□ Wrong Peak

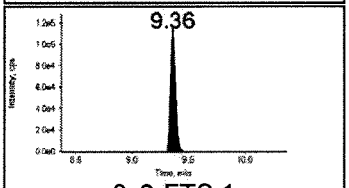

8_2-FTS 1
527.200/507.100 Da
□ Baseline □ Missed
□ Wrong Peak

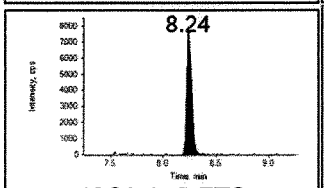

13C2-6_2-FTS
429.500/409.000 Da
□ Baseline □ Missed
□ Wrong Peak

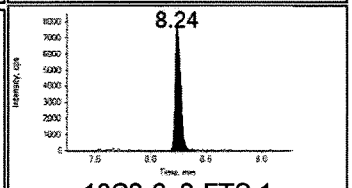

13C2-6_2-FTS 1
429.500/409.000 Da
□ Baseline □ Missed
□ Wrong Peak

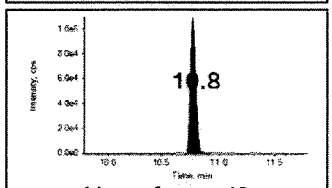

N_mefosa_d3
515.000/169.000 Da
□ Baseline □ Missed
□ Wrong Peak

Ion Ratio Confirmation

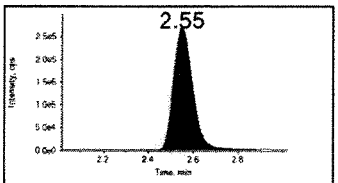

Pfba 2
Mod? No
□ Baseline □ Missed
□ Wrong Peak

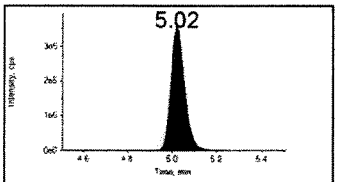

Pfpea 2
Mod? No
□ Baseline □ Missed
□ Wrong Peak

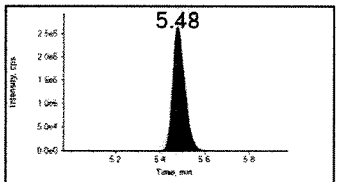

Pfbs 2
Mod? No
□ Baseline □ Missed
□ Wrong Peak

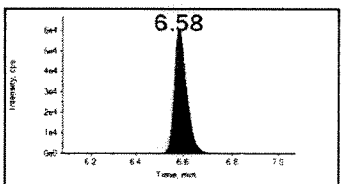

Pfhxa 2
Mod? No
□ Baseline □ Missed
□ Wrong Peak

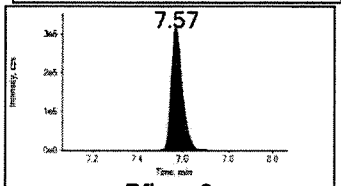

Pfhpa 2
Mod? No
□ Baseline □ Missed
□ Wrong Peak

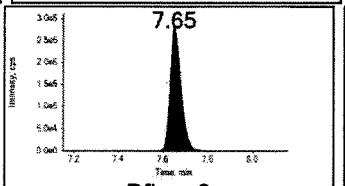

Pfhxs 2
Mod? No
□ Baseline □ Missed
□ Wrong Peak

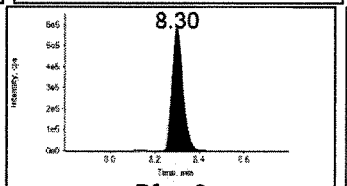

Pfoa 2
Mod? No
□ Baseline □ Missed
□ Wrong Peak

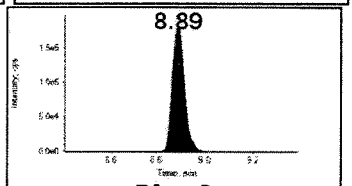

Pfna 2
Mod? No
□ Baseline □ Missed
□ Wrong Peak

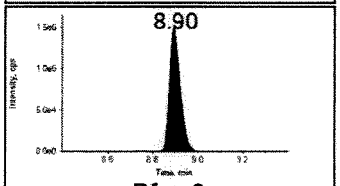

Pfos 2
Mod? No
□ Baseline □ Missed
□ Wrong Peak

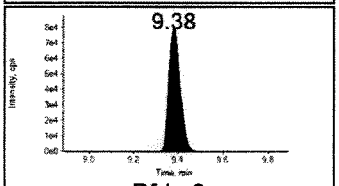

Pfda 2
Mod? No
□ Baseline □ Missed
□ Wrong Peak

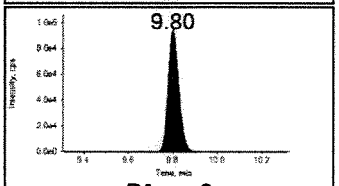

Pfuna 2
Mod? No
□ Baseline □ Missed
□ Wrong Peak

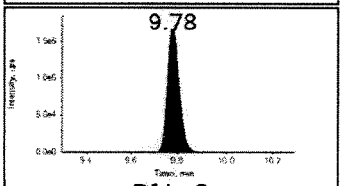

Pfds 2
Mod? No
□ Baseline □ Missed
□ Wrong Peak

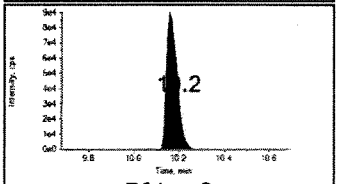

Pfdoa 2
Mod? No
□ Baseline □ Missed
□ Wrong Peak

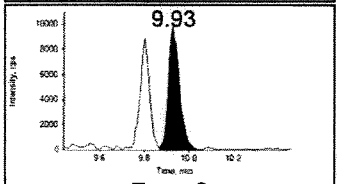

Fosa 2
Mod? No
□ Baseline □ Missed
□ Wrong Peak

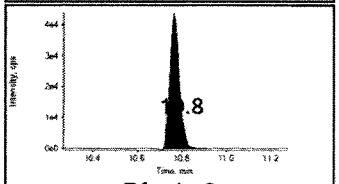

Pfteda 2
Mod? No
□ Baseline □ Missed
□ Wrong Peak

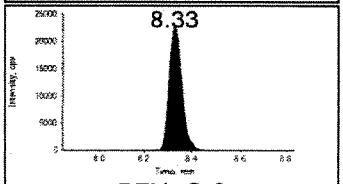

PFHpS 2
Mod? No
□ Baseline □ Missed
□ Wrong Peak

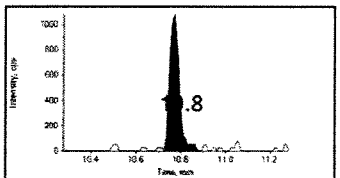

NMeFOSE 2
Mod? No
□ Baseline □ Missed
□ Wrong Peak

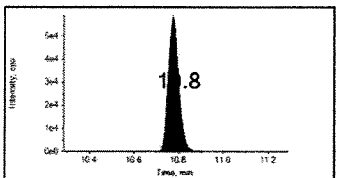

NMeFOSA 2
Mod? No
□ Baseline □ Missed
□ Wrong Peak

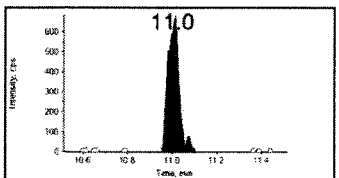

NEtFOSE 2
Mod? No
□ Baseline □ Missed
□ Wrong Peak

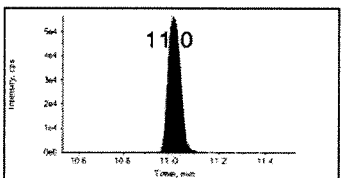

NEtFOSA 2
Mod? No
□ Baseline □ Missed
□ Wrong Peak

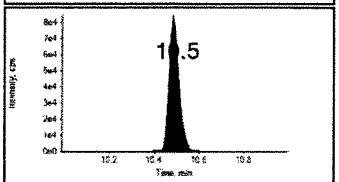

PFTrDA 2
Mod? No
□ Baseline □ Missed
□ Wrong Peak

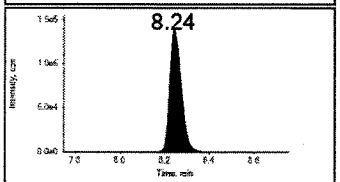

6_2-FTS 2
Mod? No
□ Baseline □ Missed
□ Wrong Peak

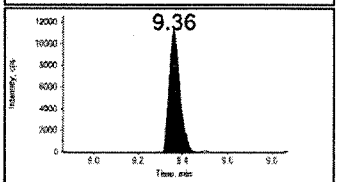

8_2-FTS 2
Mod? No
□ Baseline □ Missed
□ Wrong Peak

Printing Time: 3:50:50 PM
Printing Date: Friday, May 06, 2016

	File Name	Sample Name	Sample Type	Analyte Peak Name	Analyte Peak Area (counts)	Analyte Concentration (ng/mL)
3317	050116\1064.wiff	KQ1603496-03	Unknown	Pfoa 1	1001100.	N/A
3318	050116\1064.wiff	KQ1603496-03	Unknown	Pfoa 2	1942900.	N/A
3319	050116\1064.wiff	KQ1603496-03	Unknown	Pfna 1	2018000.	N/A
3320	050116\1064.wiff	KQ1603496-03	Unknown	Pfna 2	591710.	N/A
3321	050116\1064.wiff	KQ1603496-03	Unknown	Pfos 1	1607700.	N/A
3322	050116\1064.wiff	KQ1603496-03	Unknown	Pfos 2	515560.	N/A
3323	050116\1064.wiff	KQ1603496-03	Unknown	Pfda 1	1665000.	N/A
3324	050116\1064.wiff	KQ1603496-03	Unknown	Pfda 2	283610.	N/A
3325	050116\1064.wiff	KQ1603496-03	Unknown	Pfuna 1	943870.	N/A
3326	050116\1064.wiff	KQ1603496-03	Unknown	Pfuna 2	308410.	N/A
3327	050116\1064.wiff	KQ1603496-03	Unknown	Pfds 1	1695400.	N/A
3328	050116\1064.wiff	KQ1603496-03	Unknown	Pfds 2	534940.	N/A
3329	050116\1064.wiff	KQ1603496-03	Unknown	Pfdoa 1	1047600.	N/A
3330	050116\1064.wiff	KQ1603496-03	Unknown	Pfdoa 2	298790.	N/A
3331	050116\1064.wiff	KQ1603496-03	Unknown	Fosa 1	1244500.	N/A
3332	050116\1064.wiff	KQ1603496-03	Unknown	Fosa 2	33379.	N/A
3333	050116\1064.wiff	KQ1603496-03	Unknown	Pfteda 1	505100.	N/A
3334	050116\1064.wiff	KQ1603496-03	Unknown	Pfteda 2	124490.	N/A
3335	050116\1064.wiff	KQ1603496-03	Unknown	PFHpS 1	190720.	N/A
3336	050116\1064.wiff	KQ1603496-03	Unknown	PFHpS 2	79190.	N/A

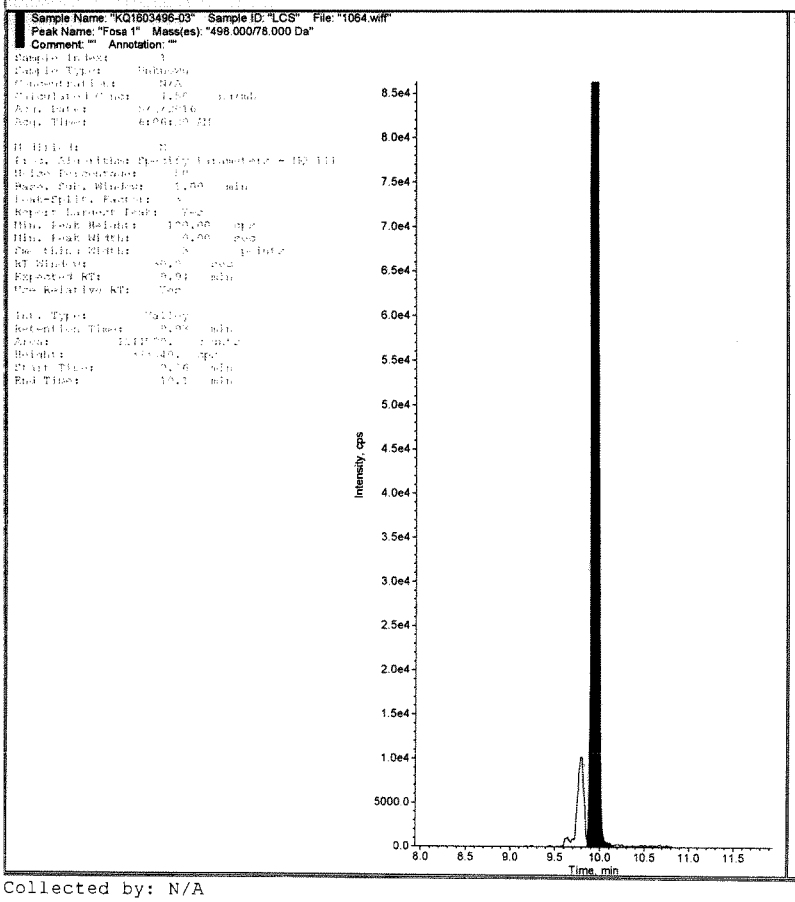

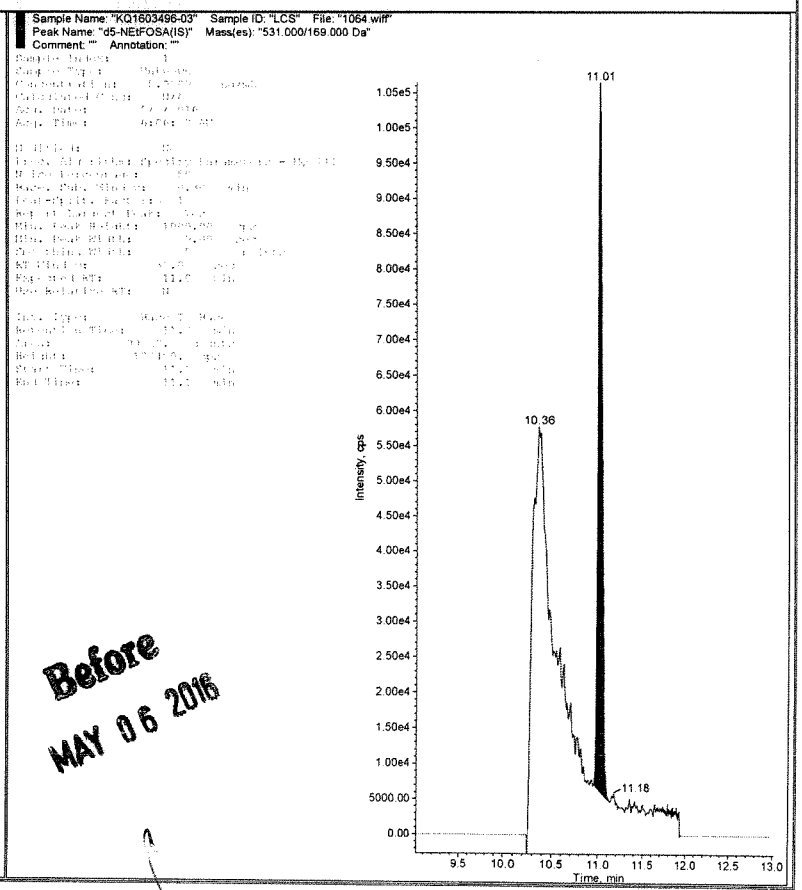

Before
MAY 06 2016

Collected by: N/A
Electronic Signature: no
Operator: Matt Hall

MAY 12 2016

Date:05/01/16

ALS Environmental

Injection Log

LCMS02 - API 5000

ICAL Date: 05/01/16

Cal. Std. xp: 09/17/16

ICAL ID: KC1600059

LIMS ID: 494376

1st Review: Shane Murray

2nd Review: MAY 13 2016

Column: Kinetex EVO C18 100x4.6mm s/n: H15-022943

Mobile Phases **A:** 5mM Ammonium Acetate in H2O 15-OLC-01-42H **B:** 5mM Ammonium Acetate In MeOH 15-OLC-01-421

	Sample Name		File Name	Acquisition Method	Dilution	R	Comments
1	IB		050116\1007.wiff	PFC_090315 schedule mrm.dam	1x	✓	
2	PFC 0.02ppb	15-OLC-02-45A	050116\1008.wiff	PFC_090315 schedule mrm.dam	1x	✓	No hits for Det 8-2
3	PFC 0.05ppb	15-OLC-02-45B	050116\1009.wiff	PFC_090315 schedule mrm.dam	1x	✓	
4	PFC 0.1ppb	15-OLC-02-45C	050116\1010.wiff	PFC_090315 schedule mrm.dam	1x	✓	
5	PFC 0.25ppb	15-OLC-02-45D	050116\1011.wiff	PFC_090315 schedule mrm.dam	1x	✓	
6	PFC 0.5ppb	15-OLC-02-45E	050116\1012.wiff	PFC_090315 schedule mrm.dam	1x	✓	
7	PFC 1ppb	15-OLC-02-45F	050116\1013.wiff	PFC_090315 schedule mrm.dam	1x	✓	
8	PFC 5ppb	15-OLC-02-45G	050116\1014.wiff	PFC_090315 schedule mrm.dam	1x	✓	
9	PFC 10ppb	15-OLC-02-45H	050116\1015.wiff	PFC_090315 schedule mrm.dam	1x	✓	
10	PFC 20ppb	15-OLC-02-45I	050116\1016.wiff	PFC_090315 schedule mrm.dam	1x	✓	
11	PFC 50ppb	15-OLC-02-45J	050116\1017.wiff	PFC_090315 schedule mrm.dam	1x	✓	
12	IB		050116\1018.wiff	PFC_090315 schedule mrm.dam	1x	✓	
13	PFC 2ppb ICV	15-OLC-01-38C	050116\1019.wiff	PFC_090315 schedule mrm.dam	1x	✓	8-2 ↑
14	IB		050116\1021.wiff	PFC_090315 schedule mrm.dam	1x	✓	
15	KQ1603923-03	MB	050116\1022.wiff	PFC_090315 schedule mrm.dam	1x	✓	NMeFOSE, Pfdoa, Pfteda, Pftrda only
16	KQ1603923-01	LCS	050116\1023.wiff	PFC_090315 schedule mrm.dam	1x	✓	NMeFOSE, Pfdoa, Pfteda, Pftrda only
17	KQ1603923-02	DLCS	050116\1024.wiff	PFC_090315 schedule mrm.dam	1x	✓	NMeFOSE, Pfdoa, Pfteda, Pftrda only
18	KQ1603923-04	IPR	050116\1025.wiff	PFC_090315 schedule mrm.dam	1x	✓	NMeFOSE, Pfdoa, Pfteda, Pftrda only
19	KQ1603923-05	IPR	050116\1026.wiff	PFC_090315 schedule mrm.dam	1x	✓	NMeFOSE, Pfdoa, Pfteda, Pftrda only
20	K1603755-002 50X		050116\1027.wiff	PFC_090315 schedule mrm.dam	50X	✓	
21	K1603754-002		050116\1028.wiff	PFC_090315 schedule mrm.dam	1x	✓	NMeFOSE, Pfdoa, Pfteda, Pftrda only
22	K1603754-003		050116\1029.wiff	PFC_090315 schedule mrm.dam	1x	✓	NMeFOSE, Pfdoa, Pfteda, Pftrda only
23	K1603754-004		050116\1030.wiff	PFC_090315 schedule mrm.dam	1x	✓	NMeFOSE, Pfdoa, Pfteda, Pftrda only
24	K1603755-002		050116\1031.wiff	PFC_090315 schedule mrm.dam	1x	✓	NMeFOSE, Pfdoa, Pfteda, Pftrda only
25	PFC 1ppb	15-OLC-02-45F	050116\1032.wiff	PFC_090315 schedule mrm.dam	1x	✓	
26	IB		050116\1033.wiff	PFC_090315 schedule mrm.dam	1x	✓	
27	K1603754-001		050116\1034.wiff	PFC_090315 schedule mrm.dam	1x	✓	NMeFOSE, Pfdoa, Pfteda, Pftrda only
28	K1603755-001		050116\1035.wiff	PFC_090315 schedule mrm.dam	1x	✓	NMeFOSE, Pfdoa, Pfteda, Pftrda only
29	K1603755-003		050116\1036.wiff	PFC_090315 schedule mrm.dam	1x	✓	NMeFOSE, Pfdoa, Pfteda, Pftrda only
30	K1603755-004		050116\1037.wiff	PFC_090315 schedule mrm.dam	1x	✓	NMeFOSE, Pfdoa, Pfteda, Pftrda only
31	PFC 1ppb	15-OLC-02-45F	050116\1038.wiff	PFC_090315 schedule mrm.dam	1x	✓	
32	IB		050116\1039.wiff	PFC_090315 schedule mrm.dam	1x	✓	
33	KQ1603662-04	MB	050116\1040.wiff	PFC_090315 schedule mrm.dam	1x	✓	Pfos **0.809** Fosa **0.593** >MRL **RX**
34	KQ1603662-03	LCS	050116\1041.wiff	PFC_090315 schedule mrm.dam	1x	✓	**RX**
35	K1603577-001		050116\1042.wiff	PFC_090315 schedule mrm.dam	1x	✓	Pfos **2** Fosa **1.31** **RX**
36	K1603578-001		050116\1043.wiff	PFC_090315 schedule mrm.dam	1x	✓	Pfos **2** Fosa **1.35** **RX**
37	K1603578-002		050116\1044.wiff	PFC_090315 schedule mrm.dam	1x	✓	Pfos **3** Fosa **2.19** **RX**
38	K1603578-003		050116\1045.wiff	PFC_090315 schedule mrm.dam	1x	✓	Pfos **1.2** Fosa **0.388** **RX**
39	K1603578-004		050116\1046.wiff	PFC_090315 schedule mrm.dam	1x	✓	Pfos **4.4** Fosa **4.51** **RX**
40	K1603578-005		050116\1047.wiff	PFC_090315 schedule mrm.dam	1x	✓	Pfos **7.2** Fosa **7.47** **RX**
41	K1603578-006		050116\1048.wiff	PFC_090315 schedule mrm.dam	1x	✓	Pfos **5.4** Fosa **4.51** **RX**
42	KQ1603662-01	K1603578-006MS	050116\1049.wiff	PFC_090315 schedule mrm.dam	1x	✓	

J:\LCMS02\PFCs\050116\050116 injection log

Date:05/01/16

ALS Environmental

Injection Log

LCMS02 - API 5000

ICAL Date: 05/01/16

Cal. Std. xp: 09/17/16

1st Review: Shane Murray

ICAL ID: KC1600059

2nd Review:

LIMS ID: 494376

Column: Kinetex EVO C18 100x4.6mm s/n: H15-022943

Mobile Phases **A:** 5mM Ammonium Acetate in H2O 15-OLC-01-42H **B:** 5mM Ammonium Acetate In MeOH 15-OLC-01-42I

	Sample Name		File Name	Acquisition Method	Dilution	R	Comments
43	PFC 1ppb	15-OLC-02-45F	050116\1050.wiff	PFC_090315 schedule mrm.dam	1x	✓	MeFOSE, MeFOSA CCV high ✓
44	IB		050116\1051.wiff	PFC_090315 schedule mrm.dam	1x	✓	
45	KQ1603662-02	K1603578-006DMS	050116\1052.wiff	PFC_090315 schedule mrm.dam	1x	✓	
46	K1603578-007		050116\1053.wiff	PFC_090315 schedule mrm.dam	1x	✓	CCV+ND **Pfos 1.945** **RX**
47	K1603578-008		050116\1054.wiff	PFC_090315 schedule mrm.dam	1x	✓	CCV+ND **Pfos 0.177** **RX**
48	K1603582-001		050116\1055.wiff	PFC_090315 schedule mrm.dam	1x	✓	CCV+ND **Pfos 0.582** **RX**
49	K1603715-001		050116\1056.wiff	PFC_090315 schedule mrm.dam	1x	✓	CCV+ND **Pfos 3.496** **RX**
50	K1603715-002		050116\1057.wiff	PFC_090315 schedule mrm.dam	1x	✓	CCV+ND **Pfos 0.225** **RX**
51	K1603715-003		050116\1058.wiff	PFC_090315 schedule mrm.dam	1x	✓	CCV+ND **Pfos 0.156** **RX**
52	K1603715-004		050116\1059.wiff	PFC_090315 schedule mrm.dam	1x	✓	CCV+ND **Pfos 0.178** **RX**
53	K1603715-005 ✗		050116\1060.wiff ✗	PFC_090315 schedule mrm.dam	1x	✓	CCV+ND **Pfos 0.181** **RX**
54	PFC 1ppb	15-OLC-02-45F	050116\1061.wiff	PFC_090315 schedule mrm.dam	1x	✓	MeFOSE, CCV high
55	IB		050116\1062.wiff	PFC_090315 schedule mrm.dam	1x	✓	
56	KQ1603496-04	MB	050116\1063.wiff	PFC_090315 schedule mrm.dam	1x	✓	FOSA, **0.971** Pfos, **0.2**
57	KQ1603496-03	LCS	050116\1064.wiff	PFC_090315 schedule mrm.dam	1x	✓	
58	K1603480-001		050116\1065.wiff	PFC_090315 schedule mrm.dam	1x	✓	PFOA only **MB 0.132** 0.279
59	K1603480-002		050116\1066.wiff	PFC_090315 schedule mrm.dam	1x	✓	PFOA only **MB 0.132** 1.017
60	K1603420-001		050116\1067.wiff	PFC_090315 schedule mrm.dam	1x		dil
61	K1603420-002		050116\1068.wiff	PFC_090315 schedule mrm.dam	1x	✓	Pfbs only also dil
62	K1603420-003		050116\1069.wiff	PFC_090315 schedule mrm.dam	1x		dil
63	KQ1603496-01	K1603420-003MS	050116\1070.wiff	PFC_090315 schedule mrm.dam	1x		dil
64	KQ1603496-02	K1603420-003DMS	050116\1071.wiff	PFC_090315 schedule mrm.dam	1x		dil
65	K1603420-004		050116\1072.wiff	PFC_090315 schedule mrm.dam	1x	✓	Pfbs only also dil
66	PFC 1ppb	15-OLC-02-45F	050116\1073.wiff	PFC_090315 schedule mrm.dam	1x	✓	Several high, FOSA CCV high
67	IB		050116\1074.wiff	PFC_090315 schedule mrm.dam	1x	✓	
68	K1603420-005		050116\1075.wiff	PFC_090315 schedule mrm.dam	1x		dil
69	K1603420-006		050116\1076.wiff	PFC_090315 schedule mrm.dam	1x	✓	
70	K1603420-007		050116\1077.wiff	PFC_090315 schedule mrm.dam	1x	✓	
71	K1603420-008		050116\1078.wiff	PFC_090315 schedule mrm.dam	1x	✓	
72	K1603420-009		050116\1079.wiff	PFC_090315 schedule mrm.dam	1x		dil
73	K1603575-001		050116\1080.wiff	PFC_090315 schedule mrm.dam	1x		RR, FOSA **RX**
74	K1603575-002		050116\1081.wiff	PFC_090315 schedule mrm.dam	1x		RR, FOSA **RX**
75	K1603576-001		050116\1082.wiff	PFC_090315 schedule mrm.dam	1x		RR, FOSA **RX**
76	K1603576-002		050116\1083.wiff	PFC_090315 schedule mrm.dam	1x		RR, FOSA **RX**
77	K1603576-003		050116\1084.wiff	PFC_090315 schedule mrm.dam	1x		RR, FOSA **RX**
78	PFC 1ppb	15-OLC-02-45F	050116\1085.wiff	PFC_090315 schedule mrm.dam	1x		62-FTS, CCV high
79	IB		050116\1086.wiff	PFC_090315 schedule mrm.dam	1x		
80	K1603576-004		050116\1087.wiff	PFC_090315 schedule mrm.dam	1x		RR, 62-FTS **0.57** **RX**
81	K1603576-005		050116\1088.wiff	PFC_090315 schedule mrm.dam	1x		RR, 62-FTS **2.57** **RX**
82	PFC 1ppb	15-OLC-02-45F	050116\1089.wiff	PFC_090315 schedule mrm.dam	1x		
83	IB		050116\1090.wiff	PFC_090315 schedule mrm.dam	1x		

J:\LCMS02\PFCs\050116\050116 injection log

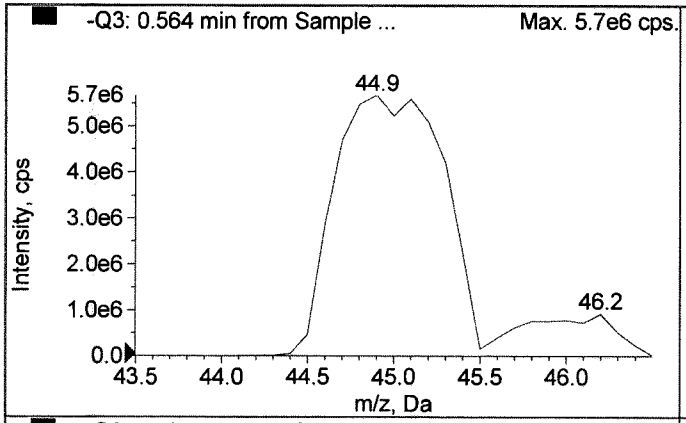

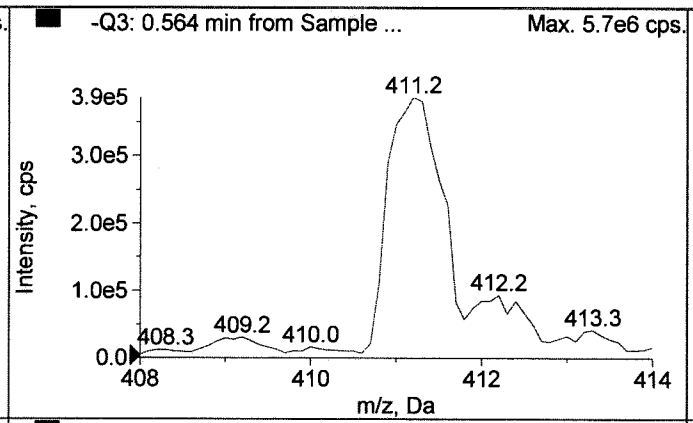

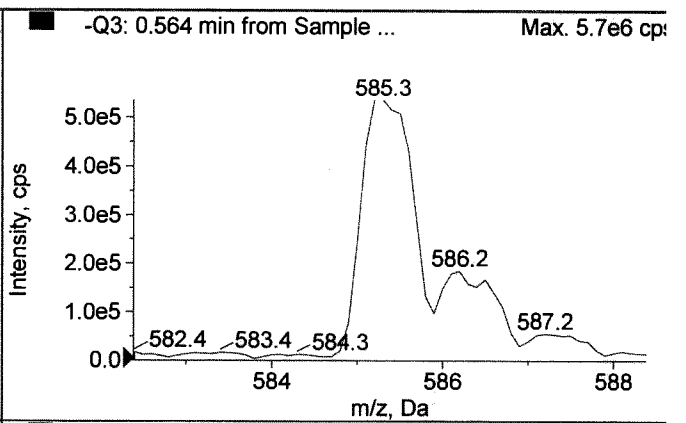

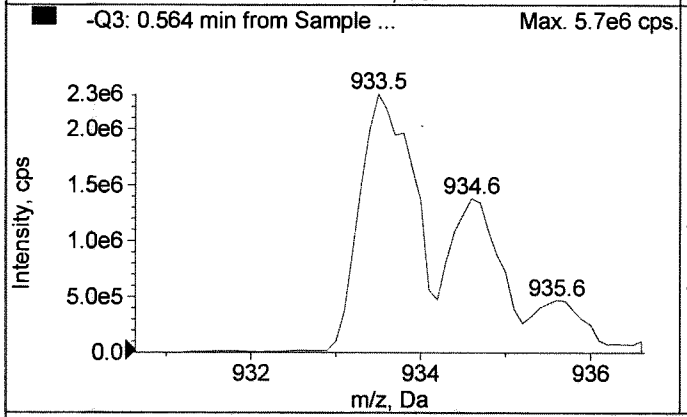

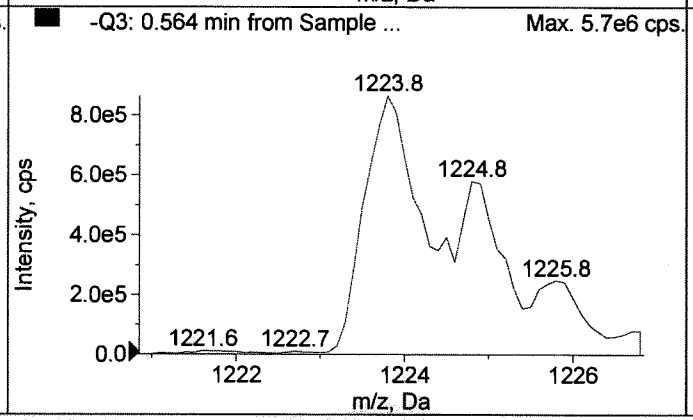

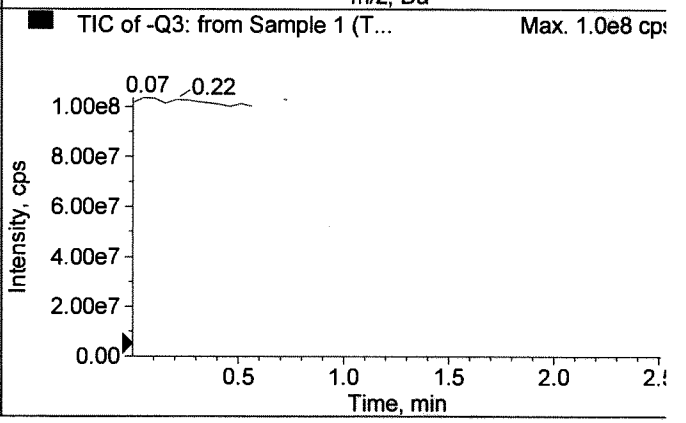

Peak List for " -Q3: 0.564 min from Sample 1 (TuneSampleID) of MT20160501111056.wiff (Turbo Spray)"

	Target Mass (Da)	Found At (Da)	Intensity (cps)	Width (Da)	Mass Shift (Da)
1	44.9980	44.9842	5.6839e6	0.7710	0.0138
2	411.2590	411.2020	3.8690e5	0.7785	0.0570
3	585.3850	585.3470	5.3580e5	0.6963	0.0380
4	933.6360	933.6153	2.3148e6	0.7843	0.0207
5	1223.8450	1223.8173	8.6540e5	0.7668	0.0277

All mass shift < 0.5 Da.

5/1/16

MAY 12 2016

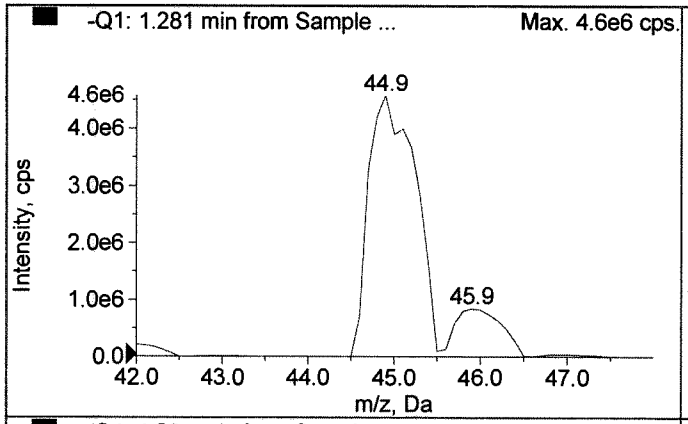

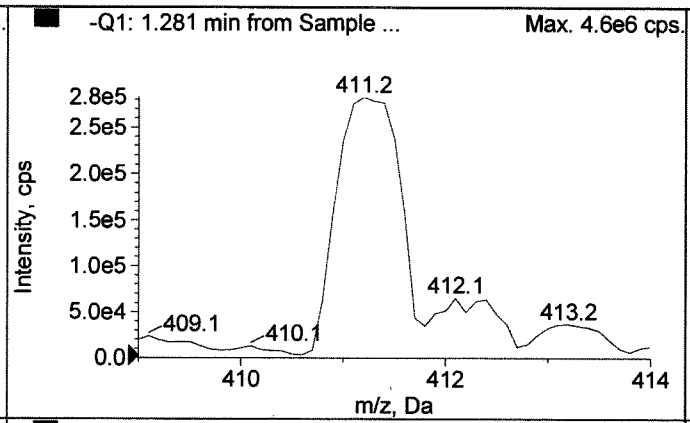

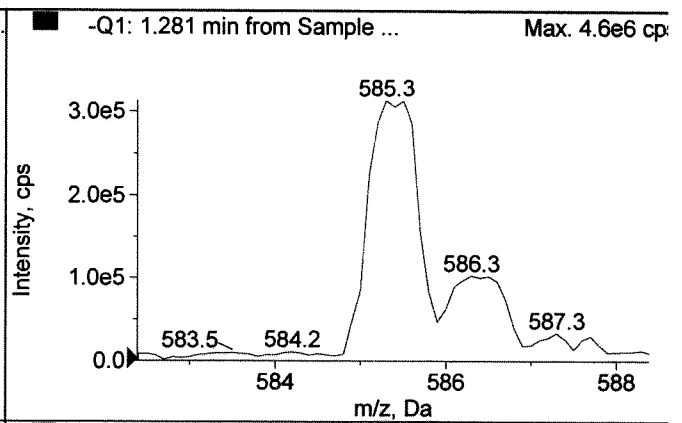

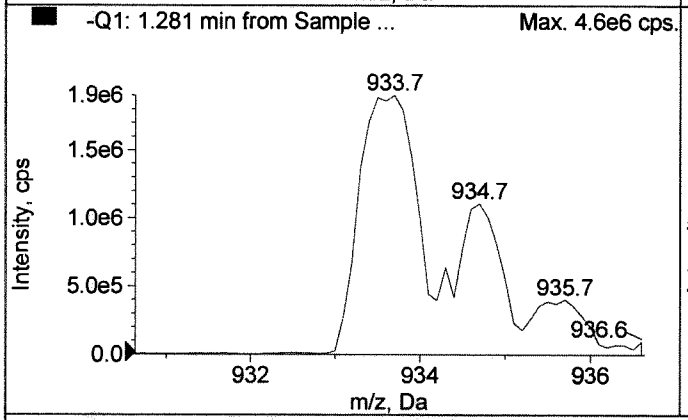

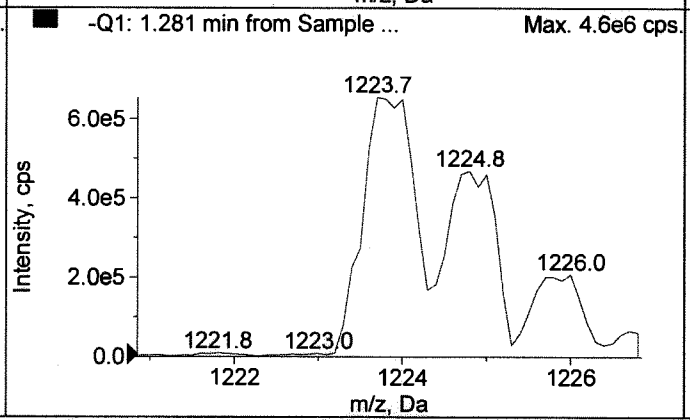

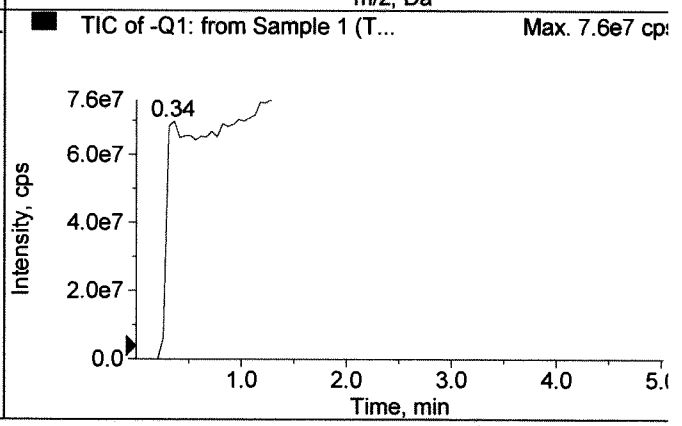

Peak List for " -Q1: 1.281 min from Sample 1 (TuneSampleID) of MT20160501110901.wiff (Turbo Spray)"

	Target Mass (Da)	Found At (Da)	Intensity (cps)	Width (Da)	Mass Shift (Da)
1	44.9980	44.9715	4.5790e6	0.6836	0.0265
2	411.2590	411.2515	2.8276e5	0.7316	7.5182e-3
3	585.3850	585.3740	3.1330e5	0.6467	0.0110
4	933.6360	933.6112	1.9012e6	0.7687	0.0248
5	1223.8450	1223.8443	6.5390e5	0.6719	6.5314e-4

All Mass Shift < 0.5 Da.

MAY 12 2016

Analyte Name: Pfba 1
Internal Standard: 13c_pfba

Data File	050116\1007.wiff	**Result Table**	050116.rdb
Acquisition Date	5/1/2016 1:28:03 PM	**Algorithm Used**	MQL
Acquisition Method	PFC_090315 schedule mrm.dam	**Instrument Name**	LCMS02
Project			

Regression Equation: y = 0.851 x (std. dev. = 0.097)

Exp Conc (ng/mL)	Calc Conc (ng/mL)	% Accuracy	STD	%CV
0.25	0.283	113	NaN	NaN
0.5	0.469	94	NaN	NaN
1	1.182	118	NaN	NaN
5	4.839	97	NaN	NaN
10	9.757	98	NaN	NaN
20	17.222	86	NaN	NaN
50	47.230	94	NaN	NaN

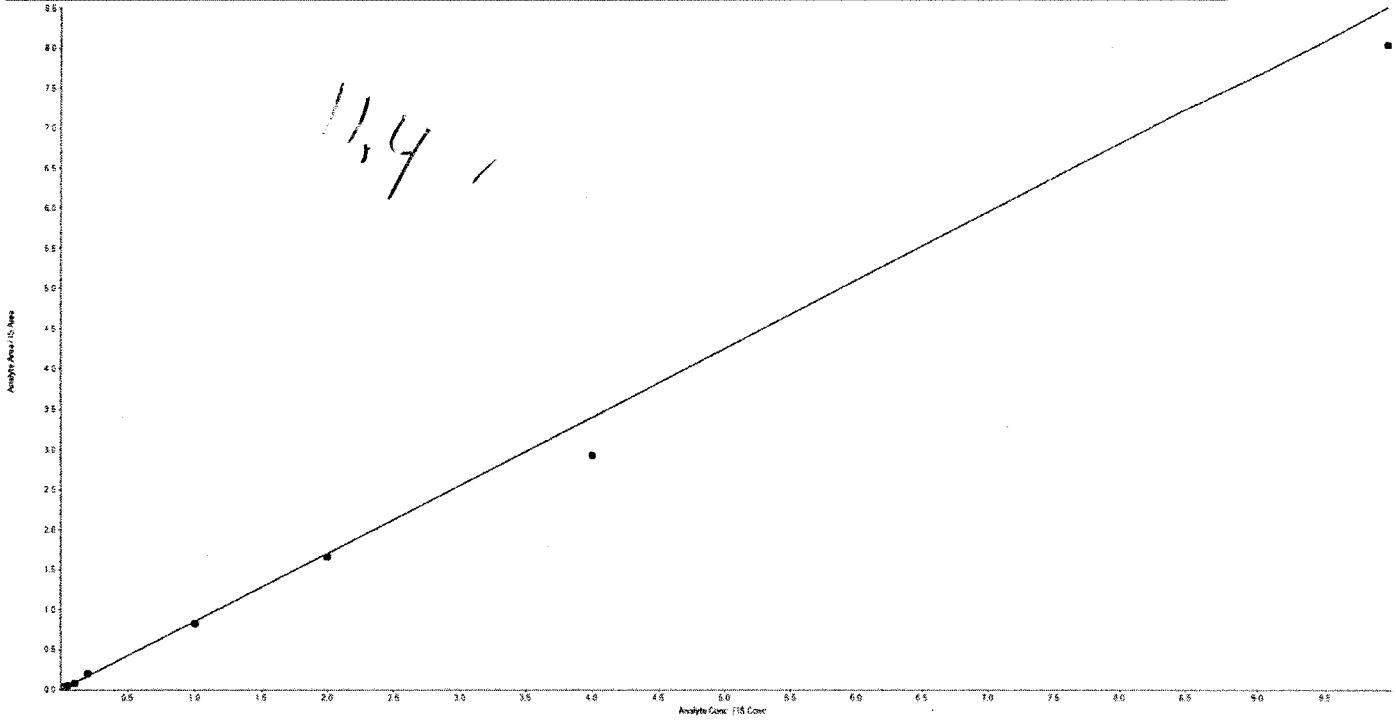

MAY 12 2016

Analyte Name: Pfpea 1
Internal Standard: 13c_pfhxa

Data File	050116\1007.wiff	**Result Table**	050116.rdb
Acquisition Date	5/1/2016 1:28:03 PM	**Algorithm Used**	MQL
Acquisition Method	PFC_090315 schedule mrm.dam	**Instrument Name**	LCMS02
Project			

Regression Equation: y = 0.575 x (std. dev. = 0.0715)

Exp Conc (ng/mL)	Calc Conc (ng/mL)	% Accuracy	STD	%CV
0.02	0.025	123	NaN	NaN
0.05	0.055	110	NaN	NaN
0.1	0.107	107	NaN	NaN
0.25	0.232	93	NaN	NaN
0.5	0.430	86	NaN	NaN
1	1.123	112	NaN	NaN
5	4.791	96	NaN	NaN
10	9.615	96	NaN	NaN
20	17.208	86	NaN	NaN
50	45.379	91	NaN	NaN

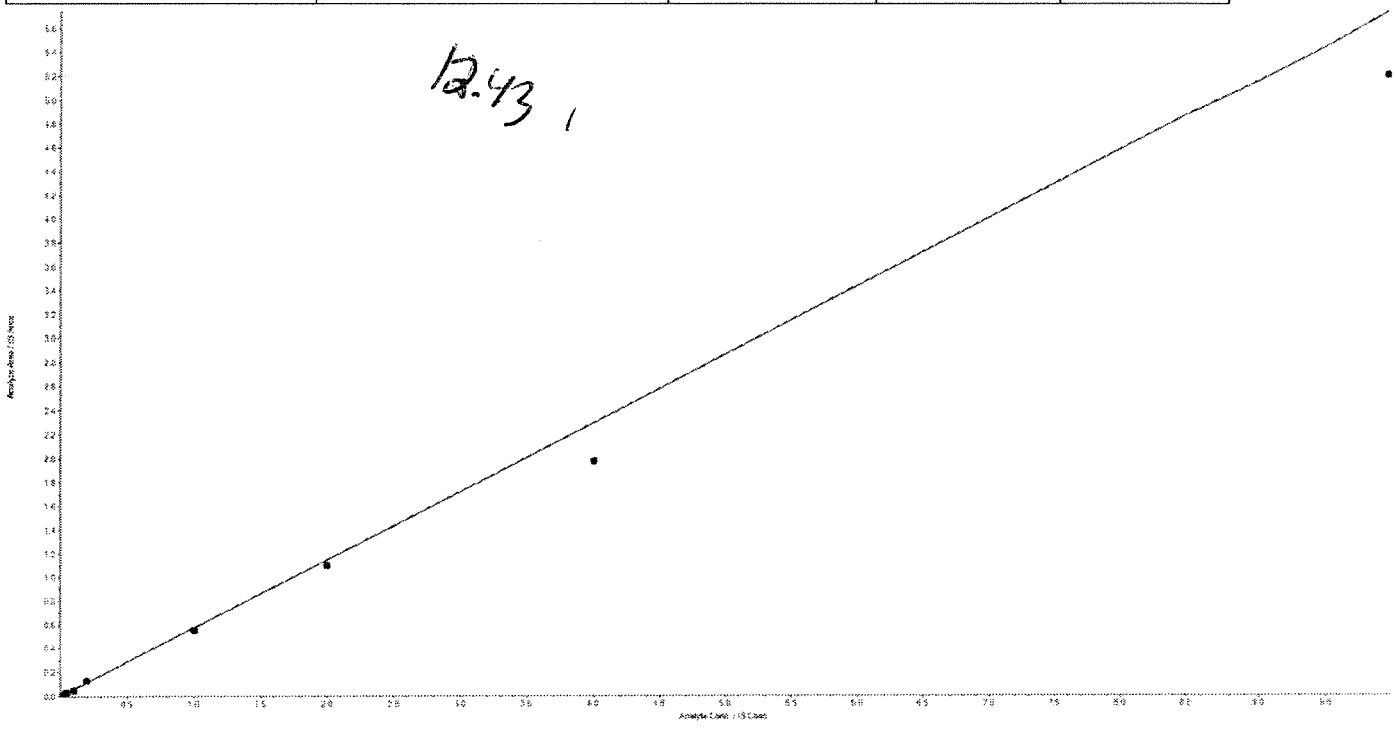

MAY 12 2016

Analyte Name: Pfbs 1
Internal Standard: 18o-pfhs

Data File	050116\1007.wiff	**Result Table**	050116.rdb
Acquisition Date	5/1/2016 1:28:03 PM	**Algorithm Used**	MQL
Acquisition Method	PFC_090315 schedule mrm.dam	**Instrument Name**	LCMS02
Project			

Regression Equation: y = 3.04 x (std. dev. = 0.435)

Exp Conc (ng/mL)	Calc Conc (ng/mL)	% Accuracy	STD	%CV
0.02	0.024	121	NaN	NaN
0.05	0.058	115	NaN	NaN
0.1	0.106	106	NaN	NaN
0.25	0.232	93	NaN	NaN
0.5	0.436	87	NaN	NaN
1	1.167	117	NaN	NaN
5	4.990	100	NaN	NaN
10	9.715	97	NaN	NaN
20	16.423	82	NaN	NaN
50	41.081	82	NaN	NaN

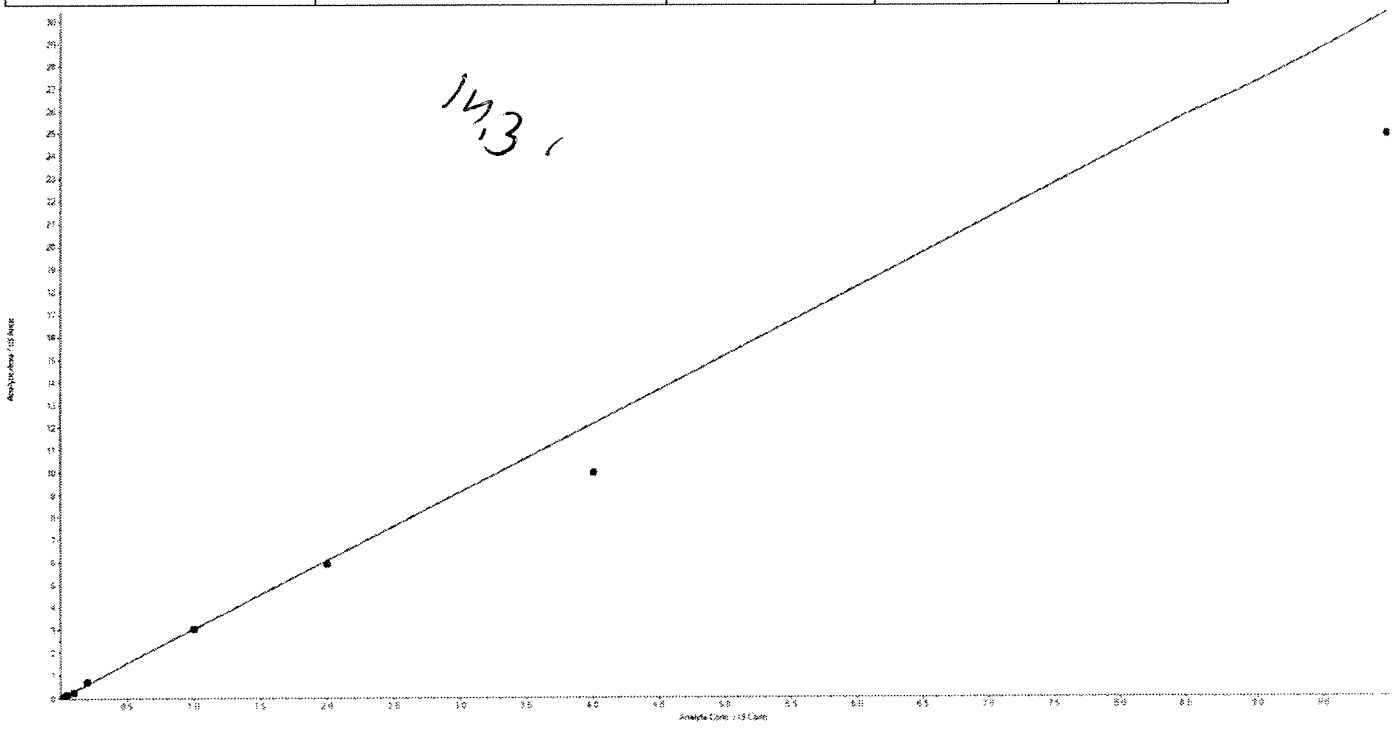

MAY 12 2016

Analyte Name: Pfhxa 1
Internal Standard: 13c_pfhxa

Data File	050116\1007.wiff	**Result Table**	050116.rdb
Acquisition Date	5/1/2016 1:28:03 PM	**Algorithm Used**	MQL
Acquisition Method	PFC_090315 schedule mrm.dam	**Instrument Name**	LCMS02
Project			

Regression Equation: y = 0.874 x (std. dev. = 0.117)

Exp Conc (ng/mL)	Calc Conc (ng/mL)	% Accuracy	STD	%CV
0.1	0.117	117	NaN	NaN
0.25	0.253	101	NaN	NaN
0.5	0.462	92	NaN	NaN
1	1.205	121	NaN	NaN
5	5.009	100	NaN	NaN
10	9.943	99	NaN	NaN
20	17.438	87	NaN	NaN
50	40.976	82	NaN	NaN

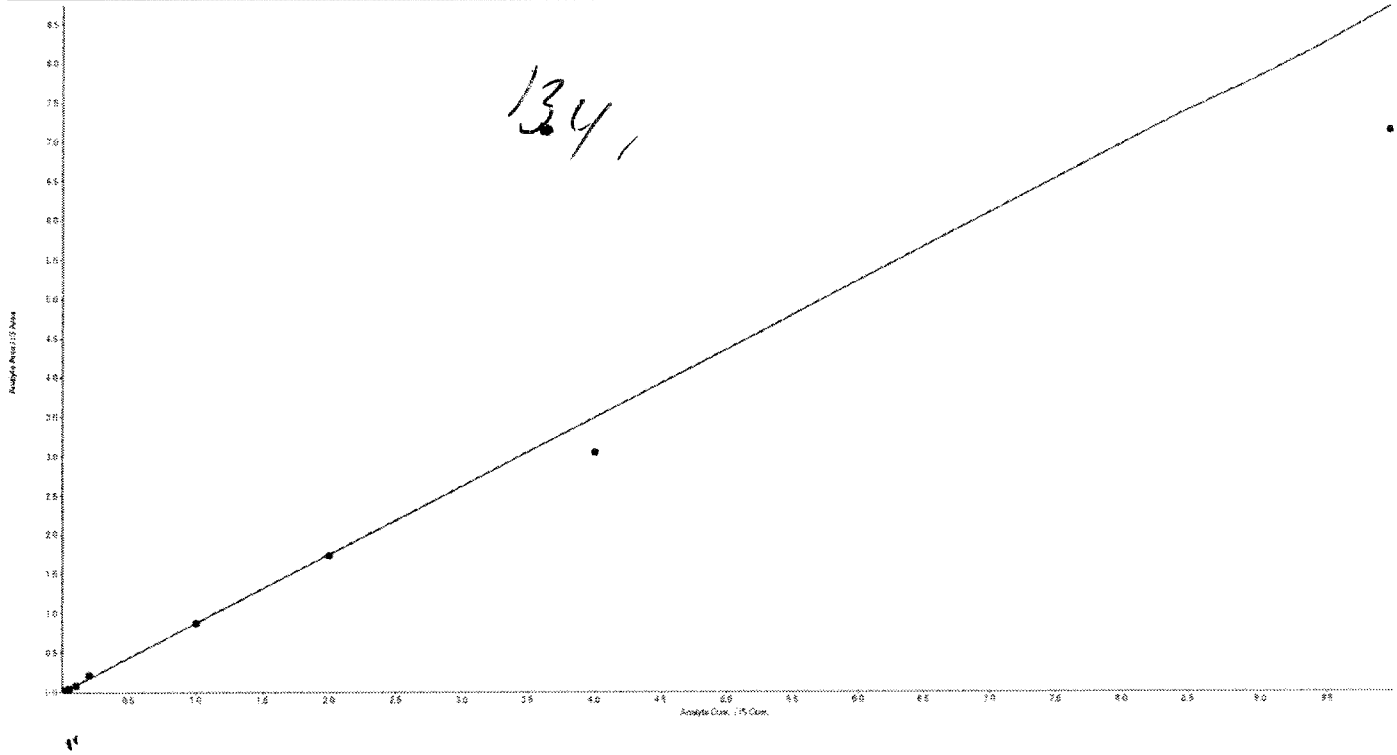

MAY 12 2016

Analyte Name: Pfhpa 1
Internal Standard: 13c_pfhxa

Data File	050116\1007.wiff	**Result Table**	050116.rdb
Acquisition Date	5/1/2016 1:28:03 PM	**Algorithm Used**	MQL
Acquisition Method	PFC_090315 schedule mrm.dam	**Instrument Name**	LCMS02
Project			

Regression Equation: y = 1.01 x (std. dev. = 0.148)

Exp Conc (ng/mL)	Calc Conc (ng/mL)	% Accuracy	STD	%CV
0.05	0.056	113	NaN	NaN
0.1	0.119	119	NaN	NaN
0.25	0.246	98	NaN	NaN
0.5	0.447	89	NaN	NaN
1	1.188	119	NaN	NaN
5	5.053	101	NaN	NaN
10	9.795	98	NaN	NaN
20	17.184	86	NaN	NaN
50	38.346	77	NaN	NaN

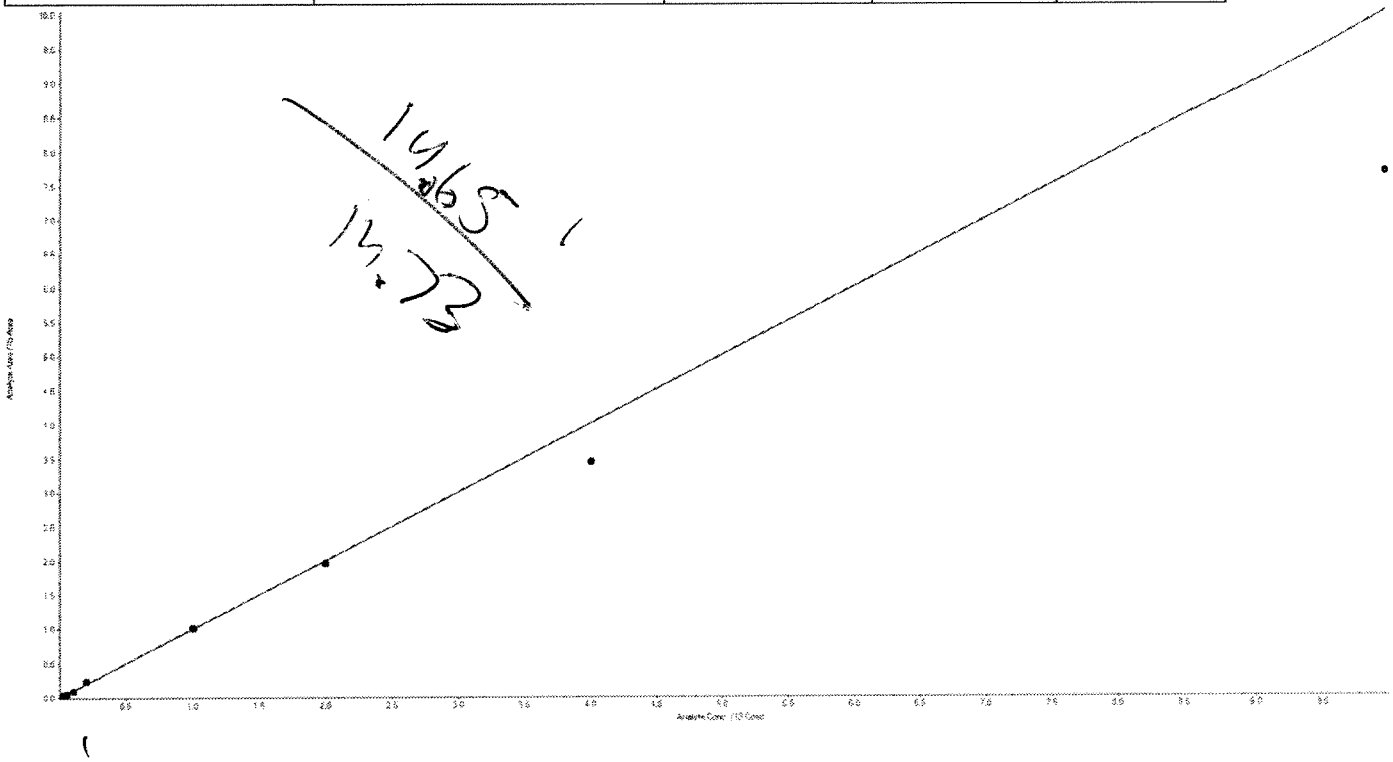

MAY 12 2016

Analyte Name: Pfhxs 1
Internal Standard: 18o-pfhs

Data File	050116\1007.wiff	**Result Table**	050116.rdb
Acquisition Date	5/1/2016 1:28:03 PM	**Algorithm Used**	MQL
Acquisition Method	PFC_090315 schedule mrm.dam	**Instrument Name**	LCMS02
Project			

Regression Equation: y = 2.82 x (std. dev. = 0.437)

Exp Conc (ng/mL)	Calc Conc (ng/mL)	% Accuracy	STD	%CV
0.1	0.126	126	NaN	NaN
0.25	0.251	100	NaN	NaN
0.5	0.458	92	NaN	NaN
1	1.186	119	NaN	NaN
5	5.047	101	NaN	NaN
10	9.660	97	NaN	NaN
20	16.635	83	NaN	NaN
50	41.426	83	NaN	NaN

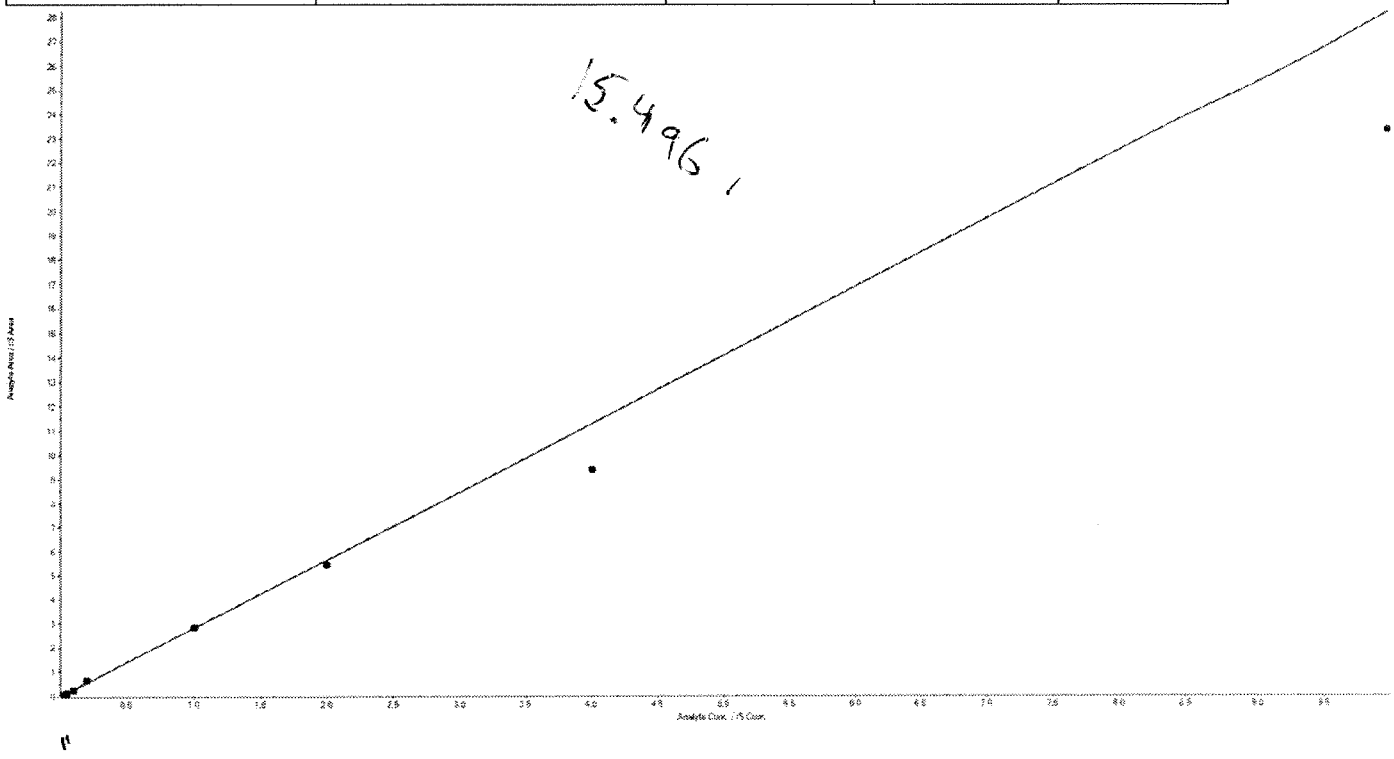

MAY 12 2016

Analyte Name: Pfoa 1
Internal Standard: 13c-pfoa

Data File	050116\1007.wiff	**Result Table**	050116.rdb
Acquisition Date	5/1/2016 1:28:03 PM	**Algorithm Used**	MQL
Acquisition Method	PFC_090315 schedule mrm.dam	**Instrument Name**	LCMS02
Project			

Regression Equation: y = 0.533 x (std. dev. = 0.0806)

Exp Conc (ng/mL)	Calc Conc (ng/mL)	% Accuracy	STD	%CV
0.05	0.065	129	NaN	NaN
0.1	0.111	111	NaN	NaN
0.25	0.231	92	NaN	NaN
0.5	0.424	85	NaN	NaN
1	1.157	116	NaN	NaN
5	4.733	95	NaN	NaN
10	9.365	94	NaN	NaN
20	17.153	86	NaN	NaN
50	46.437	93	NaN	NaN

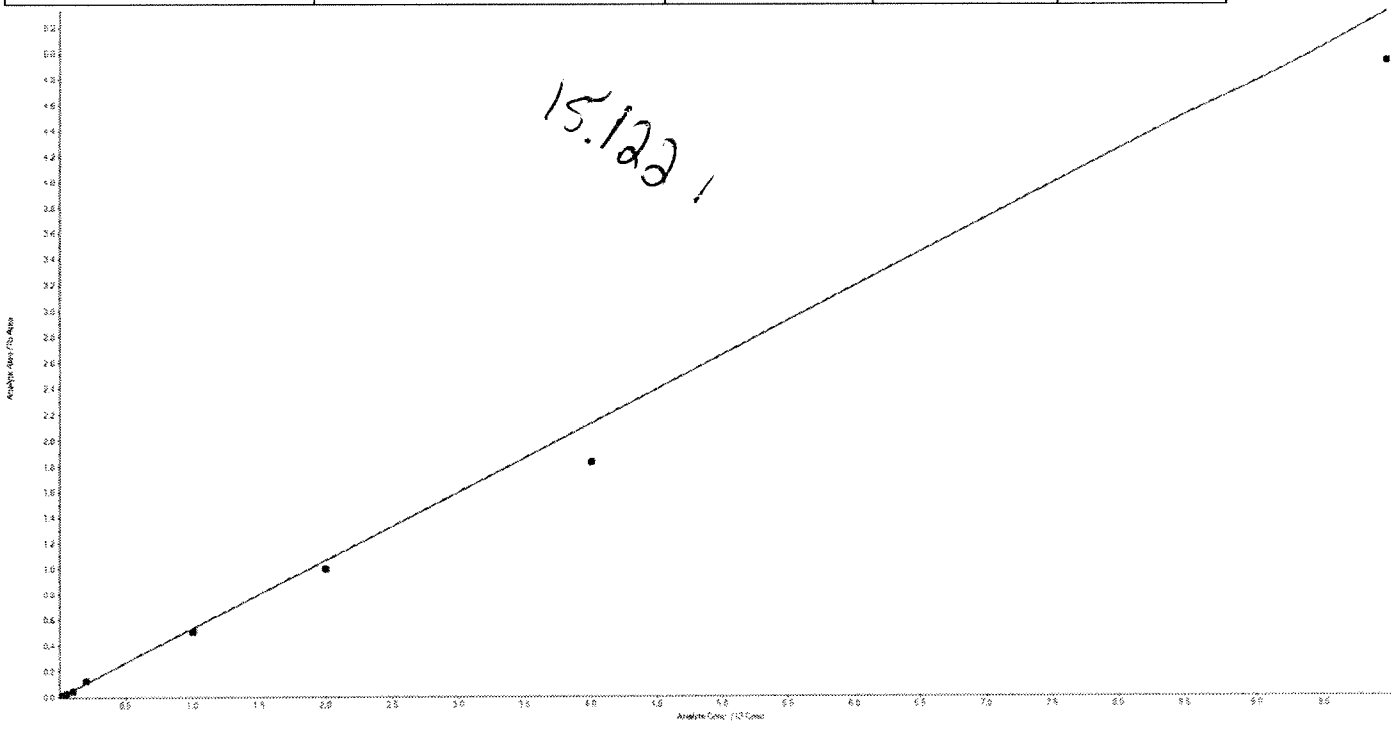

15.122

MAY 12 2016

Analyte Name: Pfna 1
Internal Standard: 13c-pfna

Data File	050116\1007.wiff	**Result Table**	050116.rdb
Acquisition Date	5/1/2016 1:28:03 PM	**Algorithm Used**	MQL
Acquisition Method	PFC_090315 schedule mrm.dam	**Instrument Name**	LCMS02
Project			

Regression Equation: y = 0.903 x (std. dev. = 0.116)

Exp Conc (ng/mL)	Calc Conc (ng/mL)	% Accuracy	STD	%CV
0.1	0.119	119	NaN	NaN
0.25	0.259	103	NaN	NaN
0.5	0.444	89	NaN	NaN
1	1.162	116	NaN	NaN
5	5.221	104	NaN	NaN
10	9.238	92	NaN	NaN
20	17.570	88	NaN	NaN
50	43.854	88	NaN	NaN

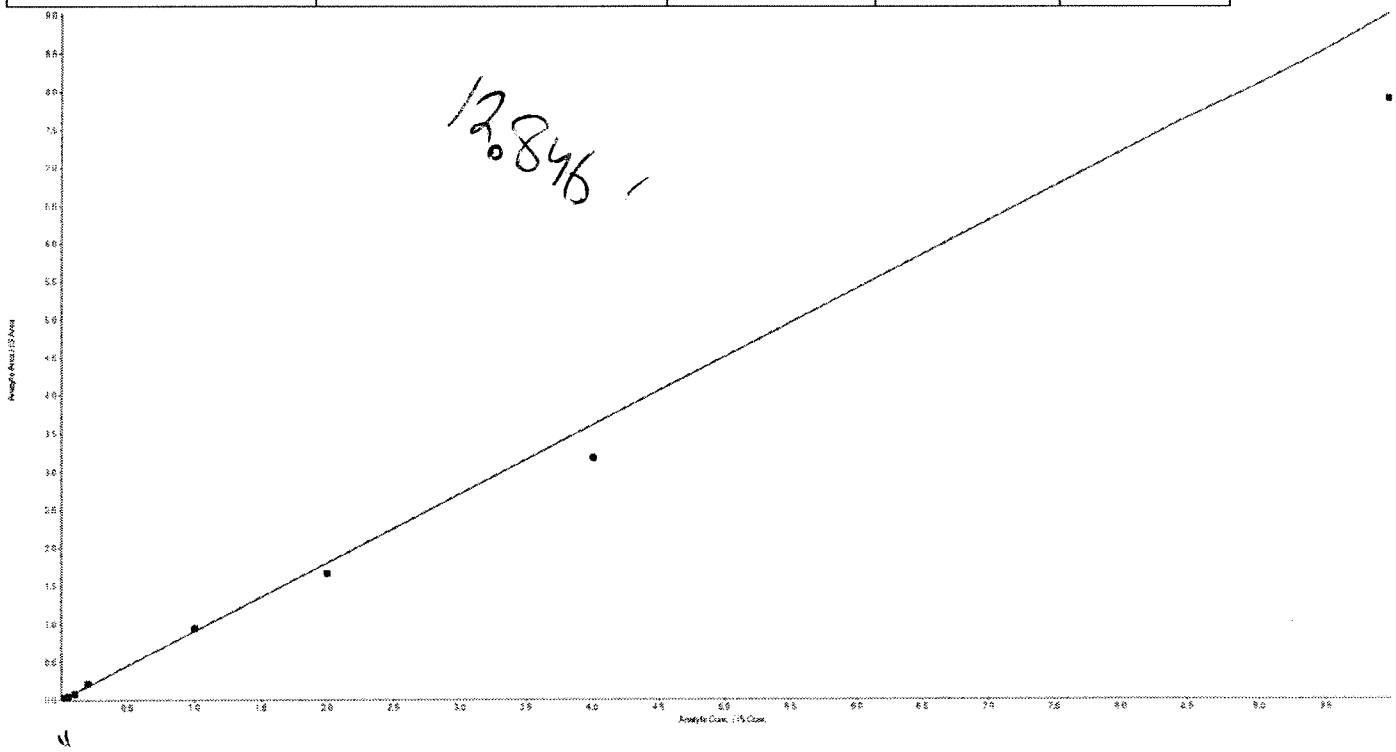

MAY 12 2016

Analyte Name: Pfos 1
Internal Standard: 13c-pfos

Data File	050116\1007.wiff	**Result Table**	050116.rdb
Acquisition Date	5/1/2016 1:28:03 PM	**Algorithm Used**	MQL
Acquisition Method	PFC_090315 schedule mrm.dam	**Instrument Name**	LCMS02
Project			

Regression Equation: y = 0.935 x (std. dev. = 0.12)

Exp Conc (ng/mL)	Calc Conc (ng/mL)	% Accuracy	STD	%CV
0.02	0.023	117	NaN	NaN
0.05	0.057	114	NaN	NaN
0.1	0.113	113	NaN	NaN
0.25	0.233	93	NaN	NaN
0.5	0.423	85	NaN	NaN
1	1.144	114	NaN	NaN
5	4.537	91	NaN	NaN
10	9.640	96	NaN	NaN
20	17.680	88	NaN	NaN
50	44.439	89	NaN	NaN

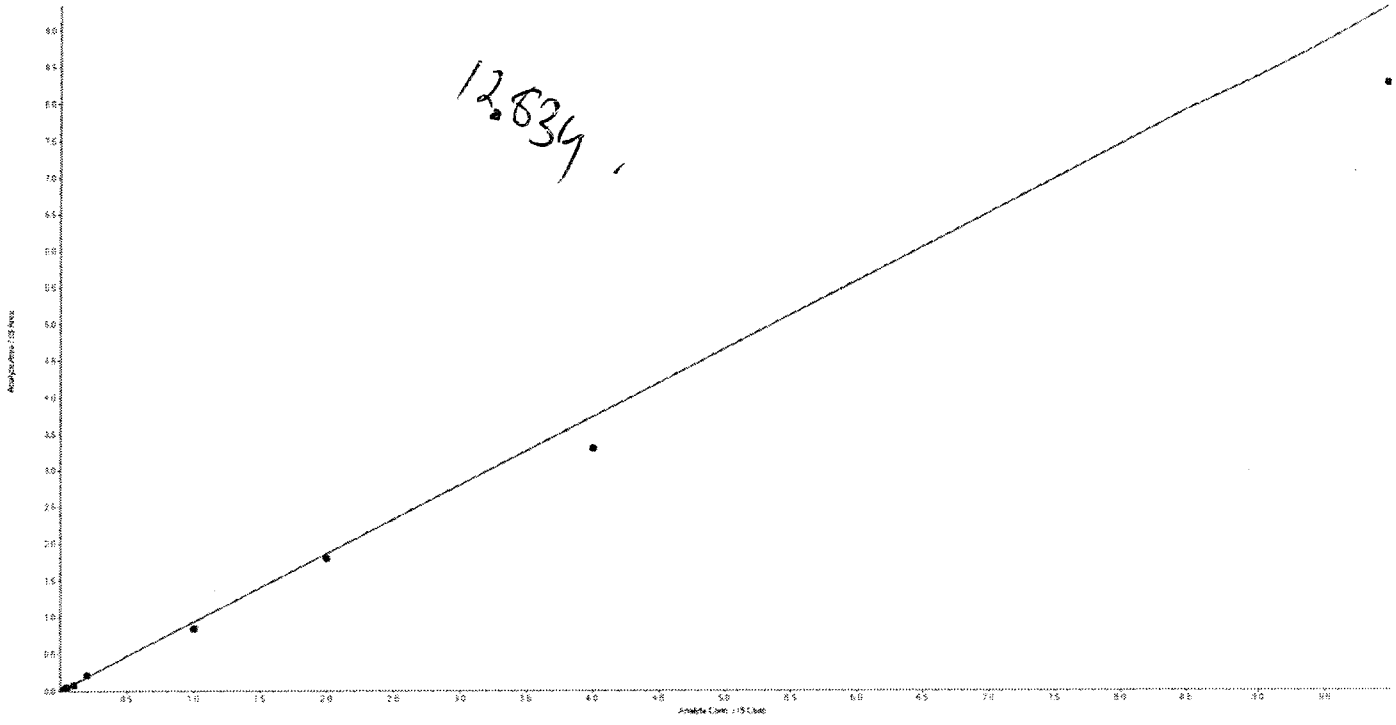

12.834

MAY 12 2016

Analyte Name: Pfda 1
Internal Standard: 13c-pfda

Data File	050116\1007.wiff	**Result Table**	050116.rdb
Acquisition Date	5/1/2016 1:28:03 PM	**Algorithm Used**	MQL
Acquisition Method	PFC_090315 schedule mrm.dam	**Instrument Name**	LCMS02
Project			

Regression Equation: y = 0.934 x (std. dev. = 0.146)

Exp Conc (ng/mL)	Calc Conc (ng/mL)	% Accuracy	STD	%CV
0.05	0.065	129	NaN	NaN
0.1	0.109	109	NaN	NaN
0.25	0.235	94	NaN	NaN
0.5	0.427	85	NaN	NaN
1	1.156	116	NaN	NaN
5	4.926	99	NaN	NaN
10	10.028	100	NaN	NaN
20	16.755	84	NaN	NaN
50	42.014	84	NaN	NaN

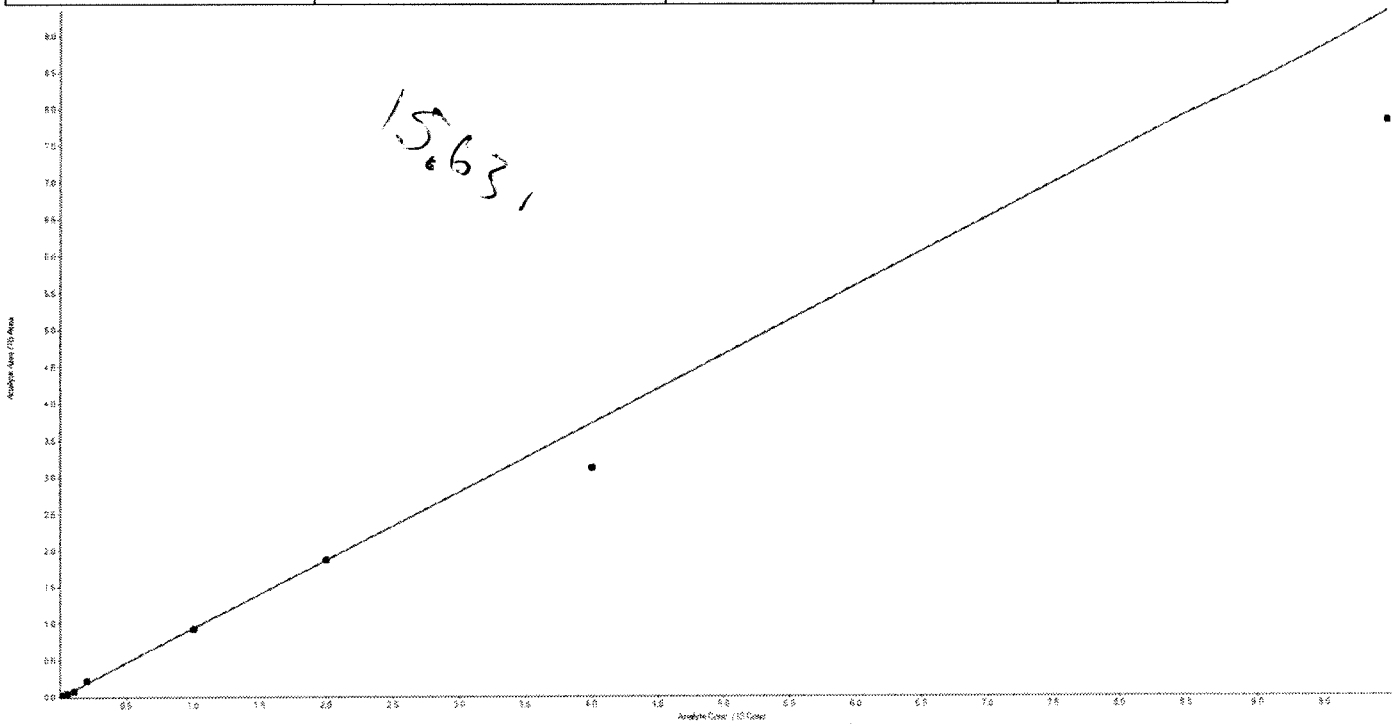

MAY 12 2016

Analyte Name: Pfuna 1
Internal Standard: 13c-pfuna

Data File	050116\1007.wiff	**Result Table**	050116.rdb
Acquisition Date	5/1/2016 1:28:03 PM	**Algorithm Used**	MQL
Acquisition Method	PFC_090315 schedule mrm.dam	**Instrument Name**	LCMS02
Project			

Regression Equation: y = 2.71 x (std. dev. = 0.412)

Exp Conc (ng/mL)	Calc Conc (ng/mL)	% Accuracy	STD	%CV
0.1	0.130	130	NaN	NaN
0.25	0.242	97	NaN	NaN
0.5	0.435	87	NaN	NaN
1	1.119	112	NaN	NaN
5	4.973	99	NaN	NaN
10	10.329	103	NaN	NaN
20	16.733	84	NaN	NaN
50	44.045	88	NaN	NaN

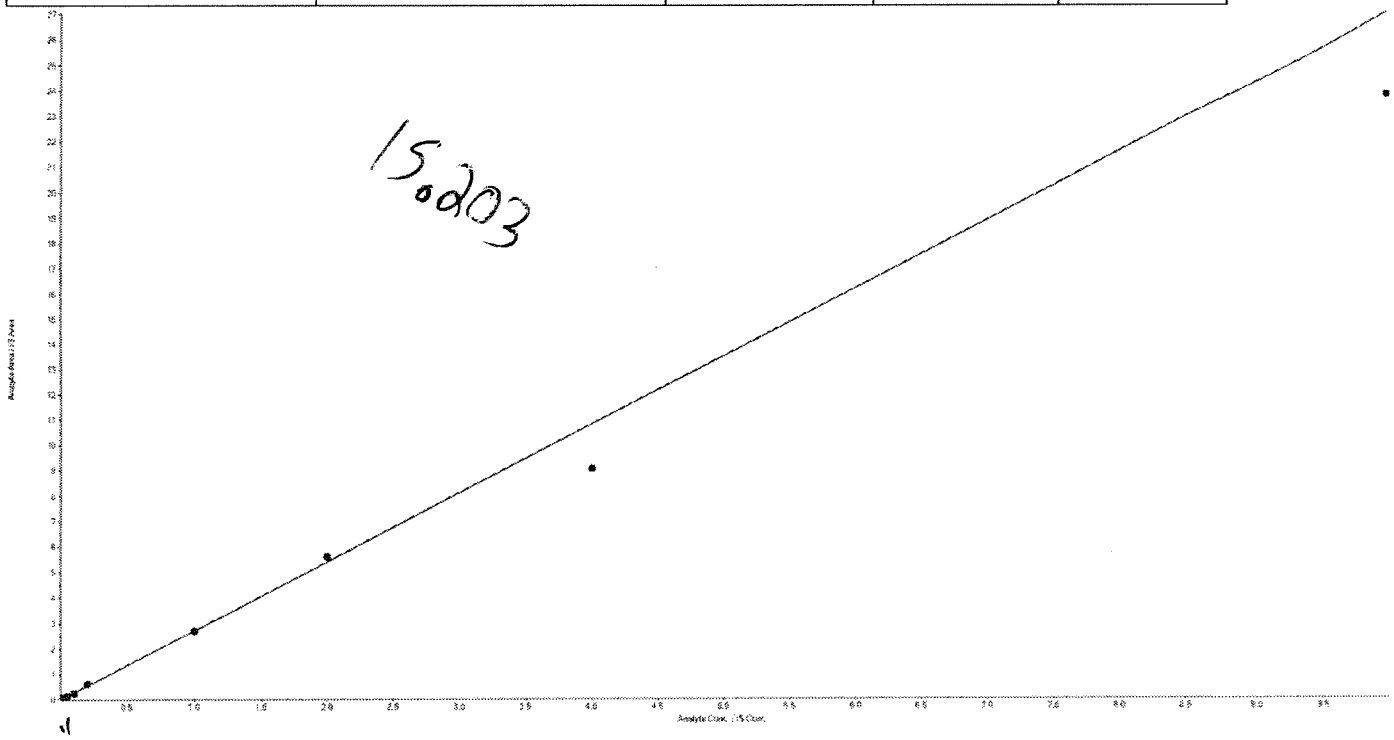

15.003

MAY 12 2016

Analyte Name: Pfds 1
Internal Standard: 13c-pfos

Data File	050116\1007.wiff	**Result Table**	050116.rdb
Acquisition Date	5/1/2016 1:28:03 PM	**Algorithm Used**	MQL
Acquisition Method	PFC_090315 schedule mrm.dam	**Instrument Name**	LCMS02
Project			

Regression Equation: y = 1.06 x (std. dev. = 0.139)

Exp Conc (ng/mL)	Calc Conc (ng/mL)	% Accuracy	STD	%CV
0.02	0.026	128	NaN	NaN
0.05	0.049	99	NaN	NaN
0.1	0.103	103	NaN	NaN
0.25	0.236	94	NaN	NaN
0.5	0.439	88	NaN	NaN
1	1.161	116	NaN	NaN
5	4.857	97	NaN	NaN
10	9.962	100	NaN	NaN
20	17.682	88	NaN	NaN
50	43.377	87	NaN	NaN

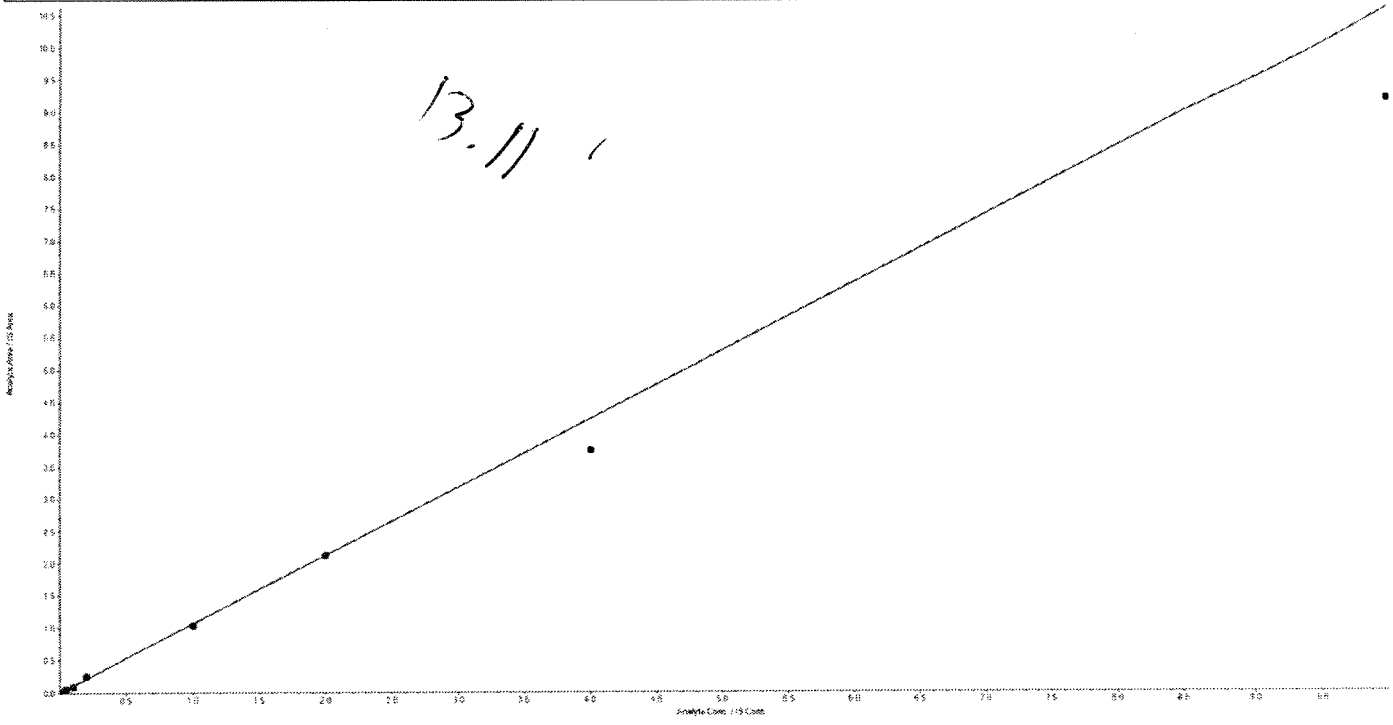

MAY 12 2016

Analyte Name: Pfdoa 1
Internal Standard: 13c-pfdoda

Data File	050116\1007.wiff	**Result Table**	050116.rdb
Acquisition Date	5/1/2016 1:28:03 PM	**Algorithm Used**	MQL
Acquisition Method	PFC_090315 schedule mrm.dam	**Instrument Name**	LCMS02
Project			

Regression Equation: y = 54.9 x (std. dev. = 8.77)

Exp Conc (ng/mL)	Calc Conc (ng/mL)	% Accuracy	STD	%CV
0.02	0.026	129	NaN	NaN
0.05	0.055	109	NaN	NaN
0.1	0.112	112	NaN	NaN
0.25	0.236	94	NaN	NaN
0.5	0.474	95	NaN	NaN
1	1.156	116	NaN	NaN
5	4.270	85	NaN	NaN
10	9.330	93	NaN	NaN
20	15.368	77	NaN	NaN
50	44.715	89	NaN	NaN

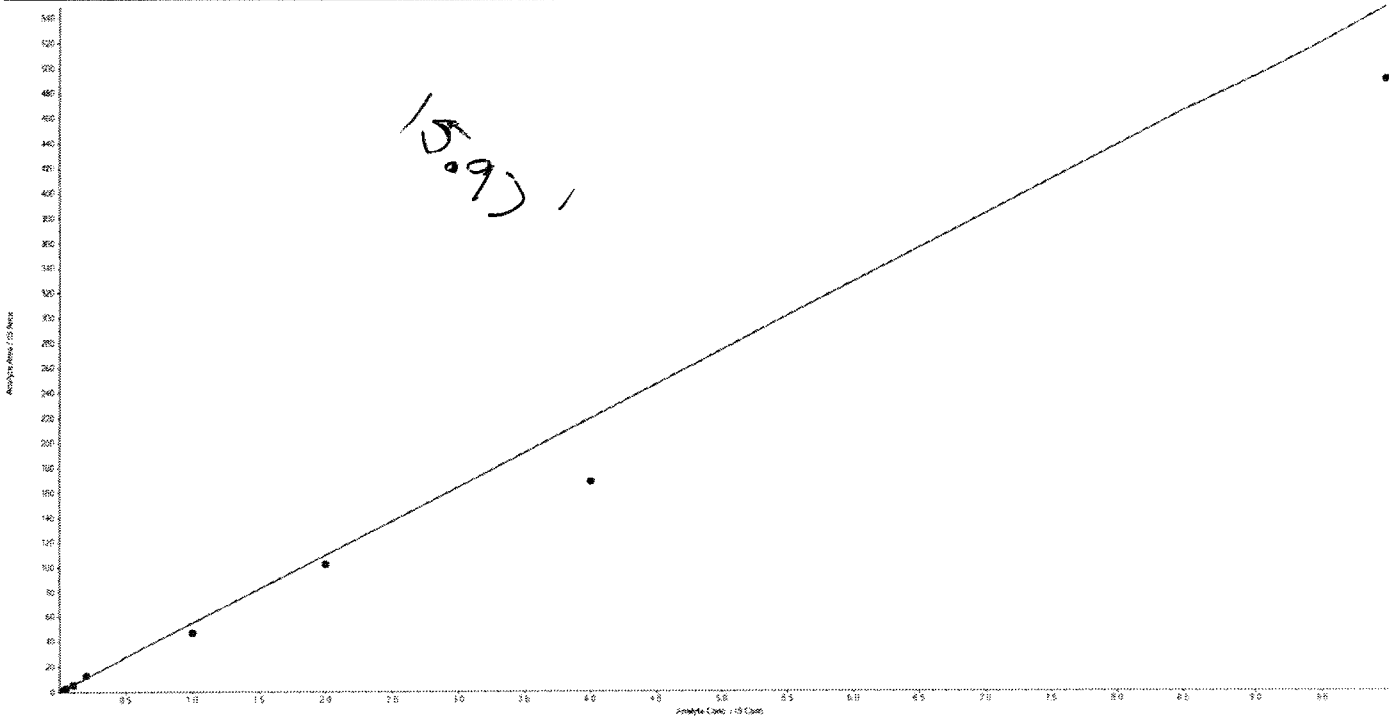

MAY 12 2016

Analyte Name: Fosa 1
Internal Standard: d5-NEtFOSA

Data File	050116\1007.wiff	**Result Table**	050116.rdb
Acquisition Date	5/1/2016 1:28:03 PM	**Algorithm Used**	MQL
Acquisition Method	PFC_090315 schedule mrm.dam	**Instrument Name**	LCMS02
Project			

Regression Equation: y = 4.62 x (std. dev. = 0.672)

Exp Conc (ng/mL)	Calc Conc (ng/mL)	% Accuracy	STD	%CV
0.05	0.061	121	NaN	NaN
0.1	0.114	114	NaN	NaN
0.25	0.243	97	NaN	NaN
0.5	0.458	92	NaN	NaN
1	1.170	117	NaN	NaN
5	4.884	98	NaN	NaN
10	9.390	94	NaN	NaN
20	18.180	91	NaN	NaN
50	38.287	77	NaN	NaN

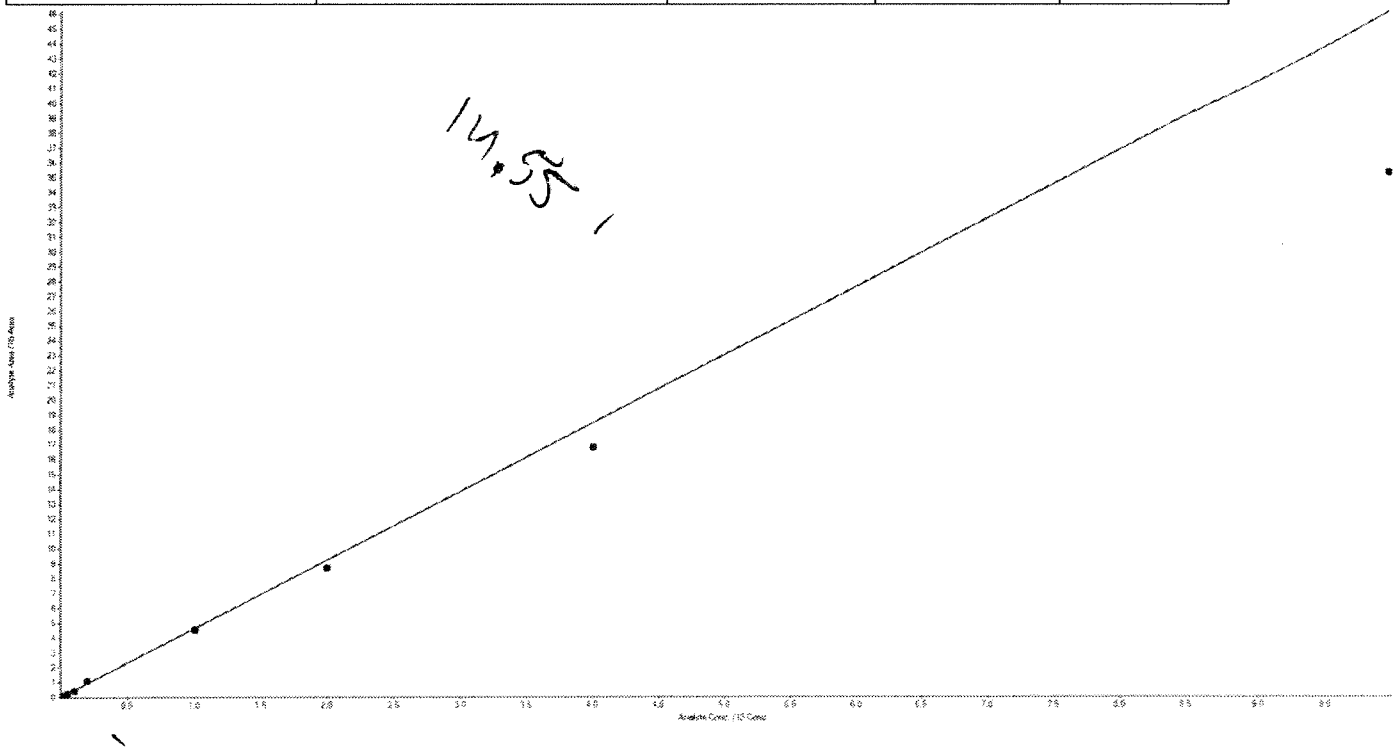

MAY 12 2016

Analyte Name: Pfteda 1
Internal Standard: 13c-pfdoda

Data File	050116\1007.wiff	**Result Table**	050116.rdb
Acquisition Date	5/1/2016 1:28:03 PM	**Algorithm Used**	MQL
Acquisition Method	PFC_090315 schedule mrm.dam	**Instrument Name**	LCMS02
Project			

Regression Equation: y = 27.4 x (std. dev. = 3.2)

Exp Conc (ng/mL)	Calc Conc (ng/mL)	% Accuracy	STD	%CV
0.02	0.025	125	NaN	NaN
0.05	0.052	104	NaN	NaN
0.1	0.104	104	NaN	NaN
0.25	0.256	102	NaN	NaN
0.5	0.451	90	NaN	NaN
1	1.092	109	NaN	NaN
5	4.631	93	NaN	NaN
10	9.618	96	NaN	NaN
20	17.319	87	NaN	NaN
50	44.722	89	NaN	NaN

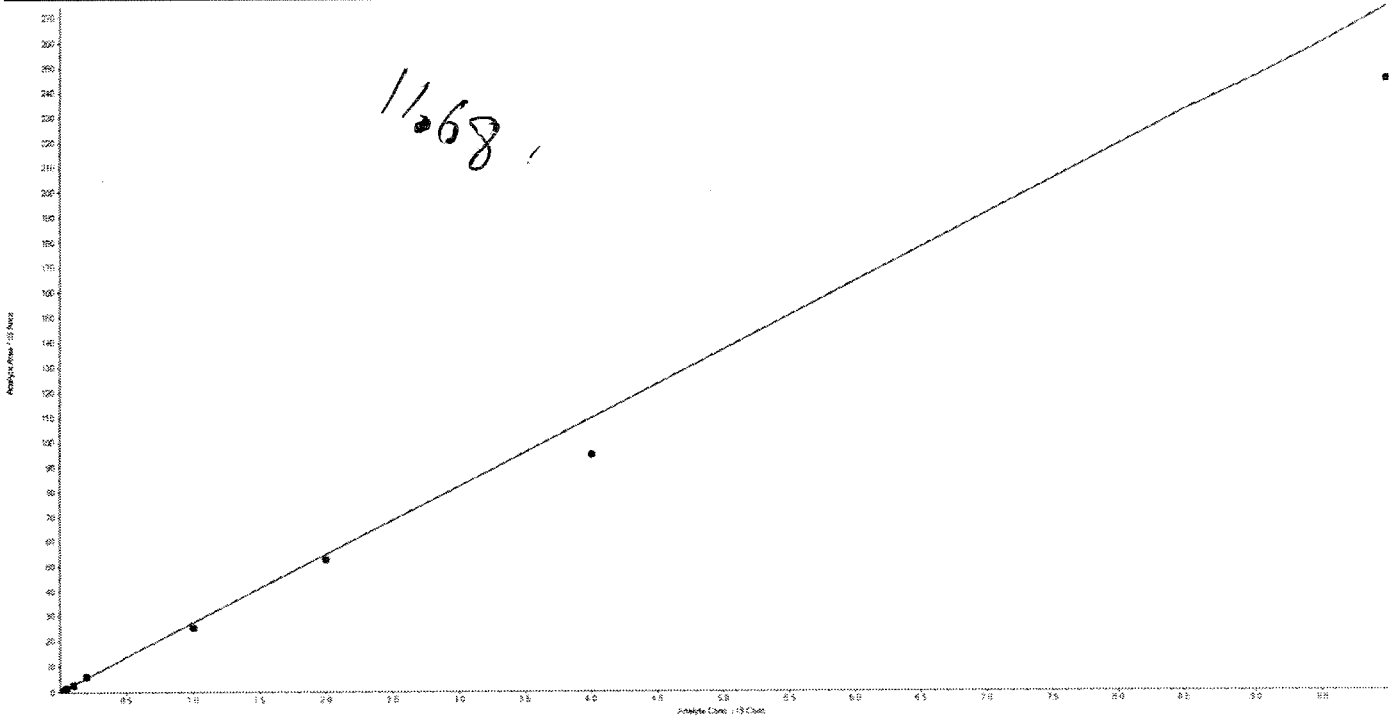

MAY 12 2016

Analyte Name: PFHpS 1
Internal Standard: 18o-pfhs

Data File	050116\1007.wiff	**Result Table**	050116.rdb
Acquisition Date	5/1/2016 1:28:03 PM	**Algorithm Used**	MQL
Acquisition Method	PFC_090315 schedule mrm.dam	**Instrument Name**	LCMS02
Project			

Regression Equation: y = 0.223 x (std. dev. = 0.0206)

Exp Conc (ng/mL)	Calc Conc (ng/mL)	% Accuracy	STD	%CV
0.02	0.019	96	NaN	NaN
0.05	0.057	114	NaN	NaN
0.1	0.110	110	NaN	NaN
0.25	0.228	91	NaN	NaN
0.5	0.463	93	NaN	NaN
1	1.148	115	NaN	NaN
5	4.869	97	NaN	NaN
10	9.814	98	NaN	NaN
20	19.036	95	NaN	NaN
50	45.630	91	NaN	NaN

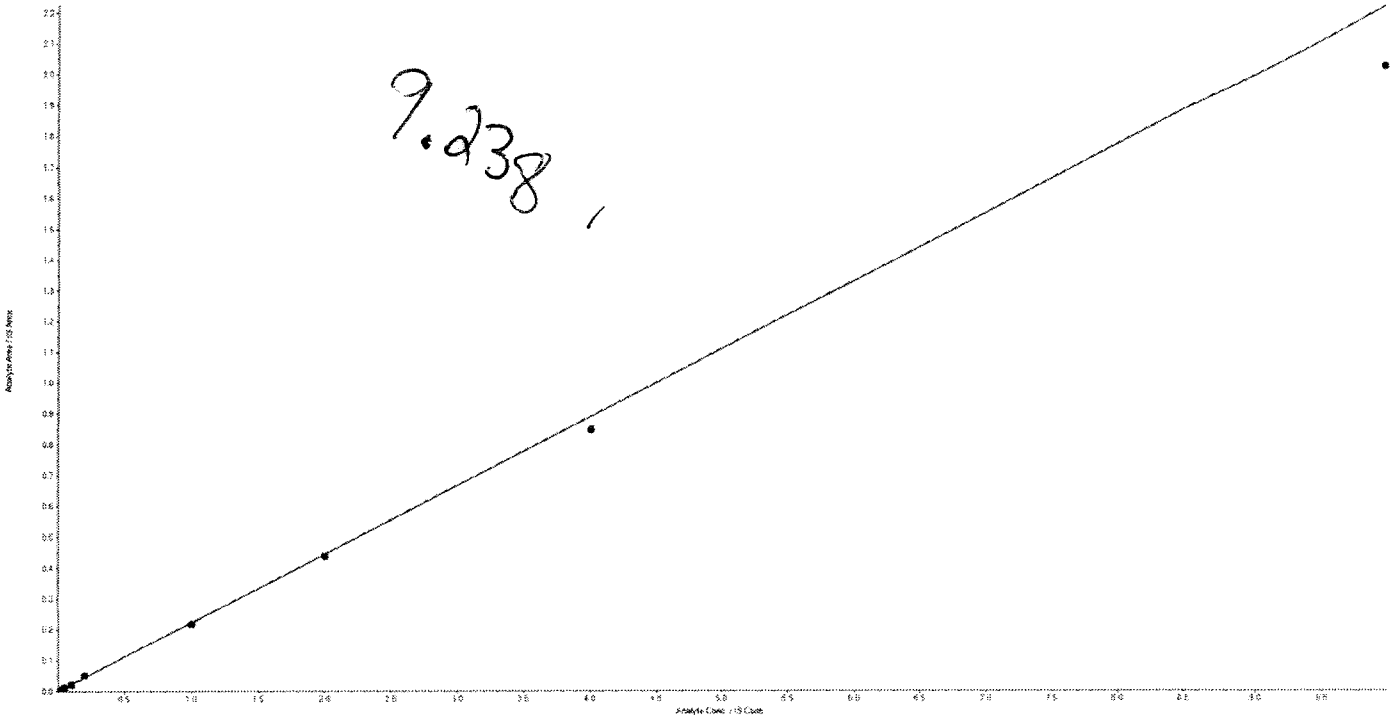

MAY 12 2016

Analyte Name: NMeFOSE 1
Internal Standard: d7-NMeFOSE

Data File	050116\1007.wiff	**Result Table**	050116.rdb
Acquisition Date	5/1/2016 1:28:03 PM	**Algorithm Used**	MQL
Acquisition Method	PFC_090315 schedule mrm.dam	**Instrument Name**	LCMS02
Project			

Regression Equation: y = 1.1 x (std. dev. = 0.159)

Exp Conc (ng/mL)	Calc Conc (ng/mL)	% Accuracy	STD	%CV
0.02	0.020	101	NaN	NaN
0.05	0.049	98	NaN	NaN
0.1	0.117	117	NaN	NaN
0.25	0.274	110	NaN	NaN
0.5	0.375	75	NaN	NaN
1	1.219	122	NaN	NaN
5	4.160	83	NaN	NaN
10	9.701	97	NaN	NaN
20	20.907	105	NaN	NaN
50	46.218	92	NaN	NaN

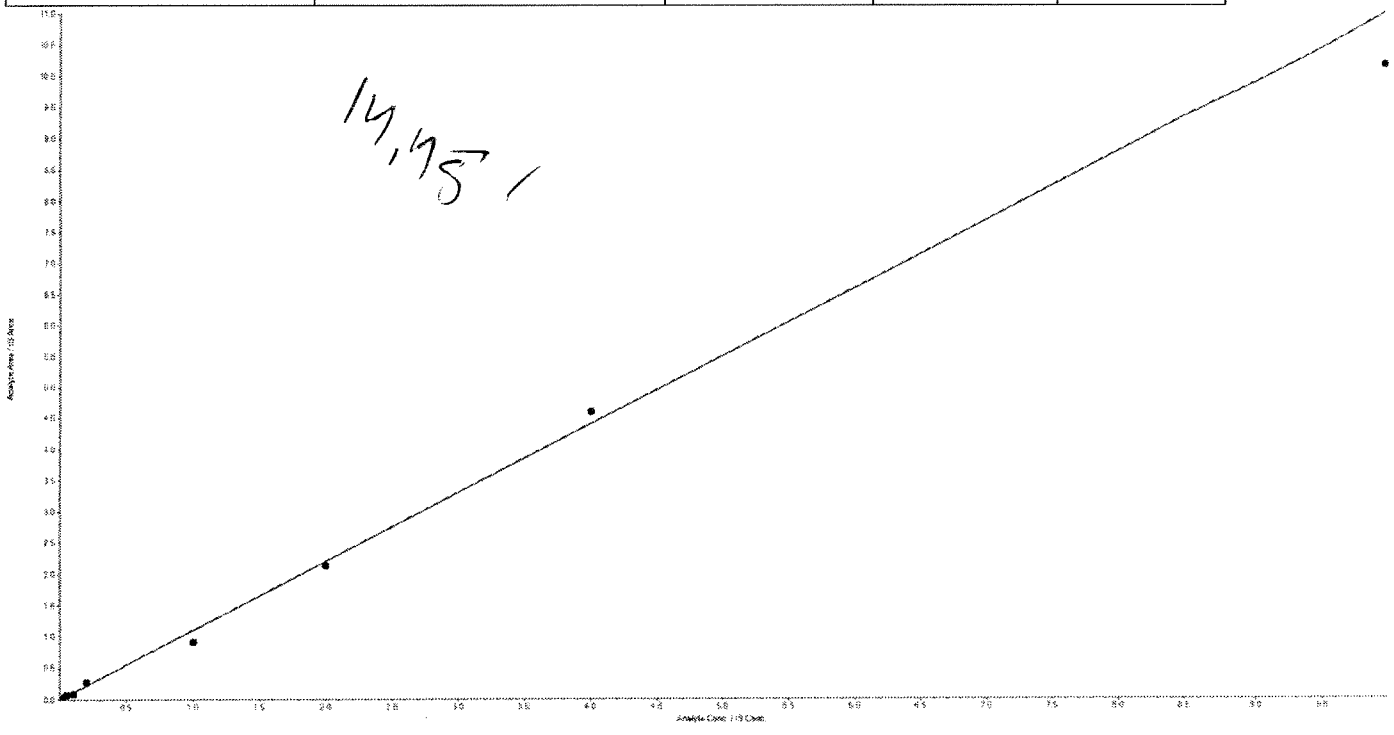

MAY 12 2016

Analyte Name: NMeFOSA 1
Internal Standard: d7-NMeFOSE

Data File	050116\1007.wiff	**Result Table**	050116.rdb
Acquisition Date	5/1/2016 1:28:03 PM	**Algorithm Used**	MQL
Acquisition Method	PFC_090315 schedule mrm.dam	**Instrument Name**	LCMS02
Project			

Regression Equation: y = 0.604 x (std. dev. = 0.0869)

Exp Conc (ng/mL)	Calc Conc (ng/mL)	% Accuracy	STD	%CV
0.05	0.065	129	NaN	NaN
0.1	0.098	98	NaN	NaN
0.25	0.238	95	NaN	NaN
0.5	0.404	81	NaN	NaN
1	1.158	116	NaN	NaN
5	4.481	90	NaN	NaN
10	9.589	96	NaN	NaN
20	20.412	102	NaN	NaN
50	46.551	93	NaN	NaN

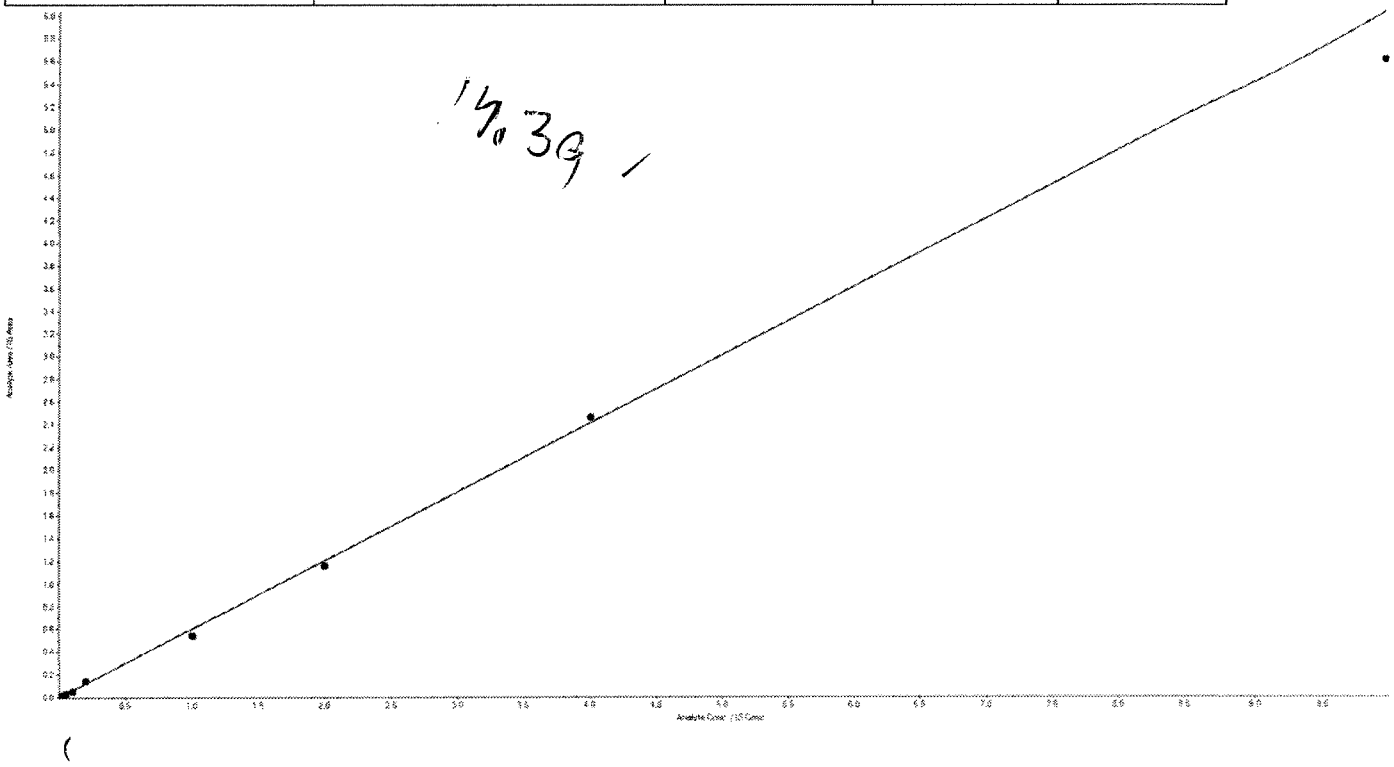

MAY 12 2016

Analyte Name: NEtFOSE 1
Internal Standard: d9-EtFOSE

Data File	050116\1007.wiff	**Result Table**	050116.rdb
Acquisition Date	5/1/2016 1:28:03 PM	**Algorithm Used**	MQL
Acquisition Method	PFC_090315 schedule mrm.dam	**Instrument Name**	LCMS02
Project			

Regression Equation: y = 1 x (std. dev. = 0.123)

Exp Conc (ng/mL)	Calc Conc (ng/mL)	% Accuracy	STD	%CV
0.05	0.060	119	NaN	NaN
0.1	0.109	109	NaN	NaN
0.25	0.237	95	NaN	NaN
0.5	0.410	82	NaN	NaN
1	1.082	108	NaN	NaN
5	4.794	96	NaN	NaN
10	10.687	107	NaN	NaN
20	19.945	100	NaN	NaN
50	41.896	84	NaN	NaN

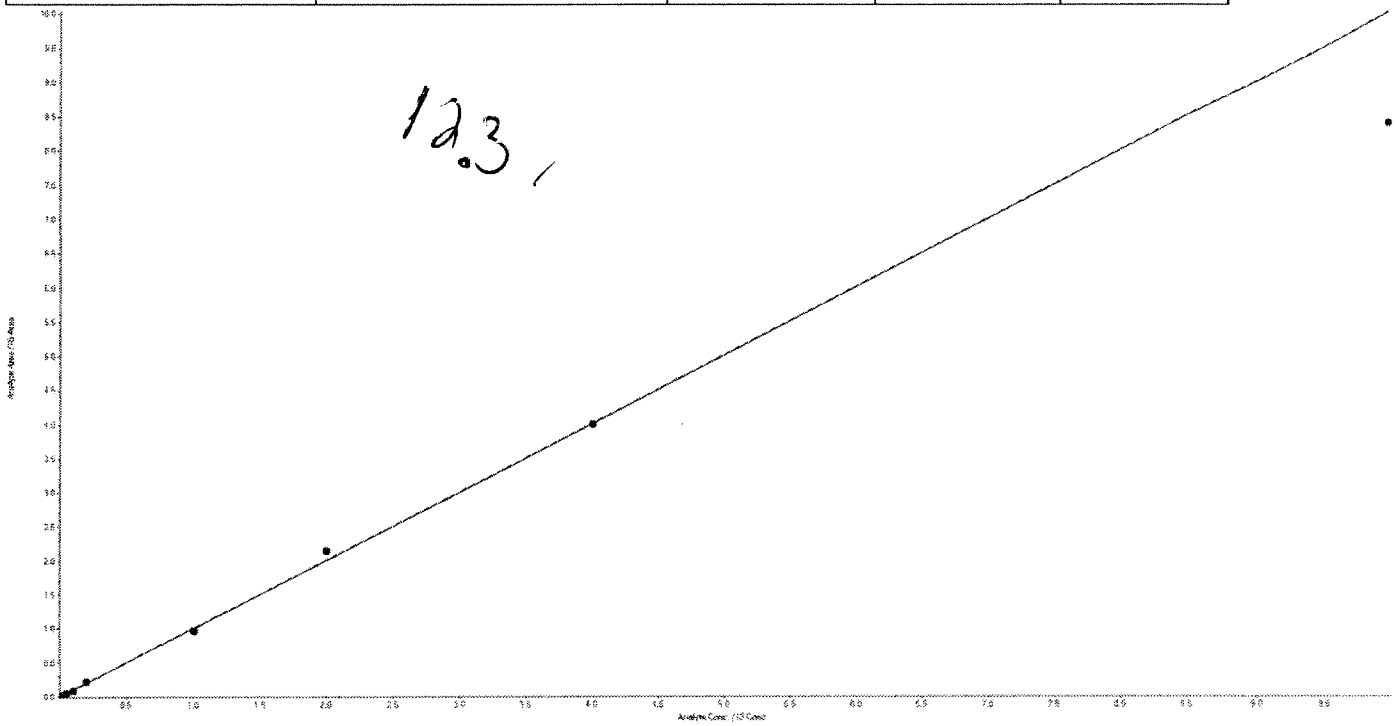

MAY 12 2016

Analyte Name: NEtFOSA 1
Internal Standard: d5-NEtFOSA

Data File	050116\1007.wiff	**Result Table**	050116.rdb
Acquisition Date	5/1/2016 1:28:03 PM	**Algorithm Used**	MQL
Acquisition Method	PFC_090315 schedule mrm.dam	**Instrument Name**	LCMS02
Project			

Regression Equation: y = 0.904 x (std. dev. = 0.118)

Exp Conc (ng/mL)	Calc Conc (ng/mL)	% Accuracy	STD	%CV
0.02	0.026	129	NaN	NaN
0.05	0.056	111	NaN	NaN
0.1	0.107	107	NaN	NaN
0.25	0.223	89	NaN	NaN
0.5	0.438	88	NaN	NaN
1	1.054	105	NaN	NaN
5	4.685	94	NaN	NaN
10	9.557	96	NaN	NaN
20	18.619	93	NaN	NaN
50	44.050	88	NaN	NaN

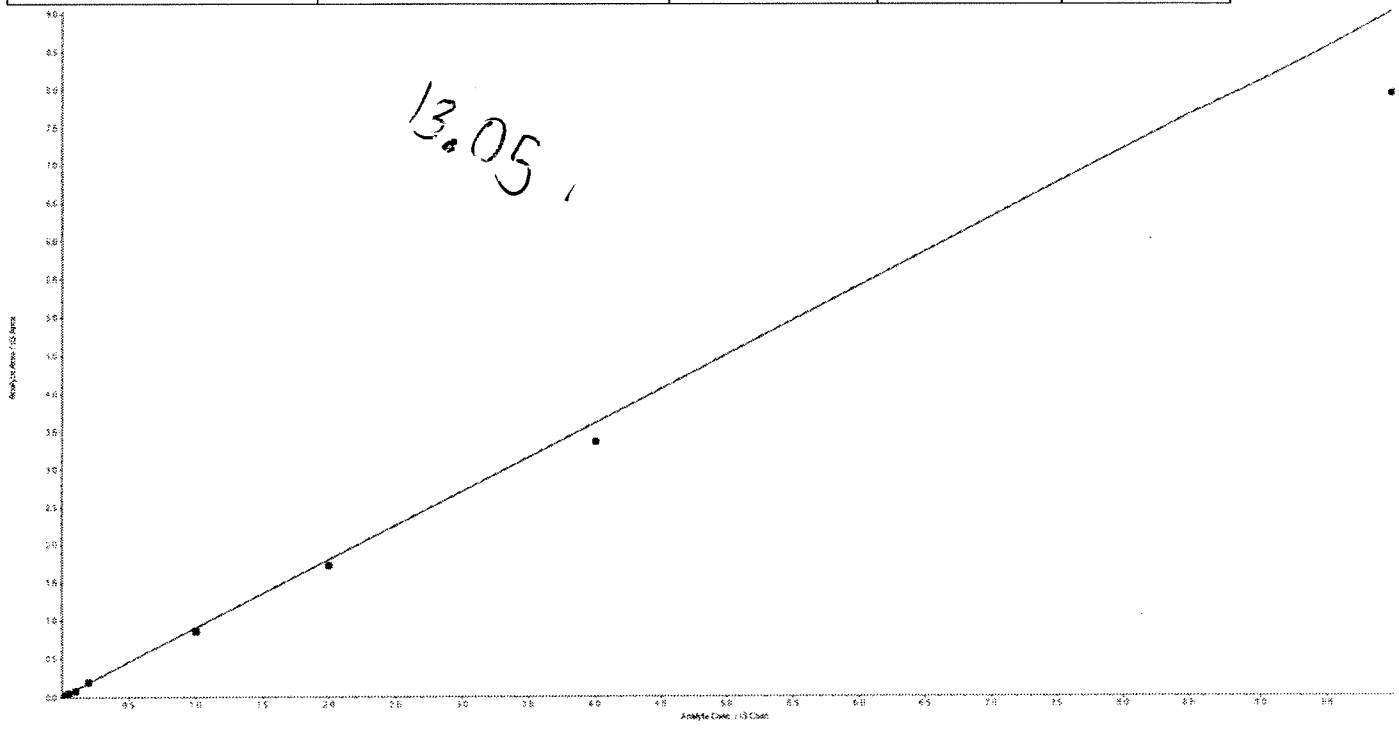

13.05.

MAY 12 2016

Analyte Name: d9-EtFOSE 1
Internal Standard: N_mefosa_d3

Data File	050116\1007.wiff	**Result Table**	050116.rdb
Acquisition Date	5/1/2016 1:28:03 PM	**Algorithm Used**	MQL
Acquisition Method	PFC_090315 schedule mrm.dam	**Instrument Name**	LCMS02
Project			

Regression Equation: y = 1.36 x (std. dev. = 0.0936)

Exp Conc (ng/mL)	Calc Conc (ng/mL)	% Accuracy	STD	%CV
5	5.000	100	0.34	6.9 ✓

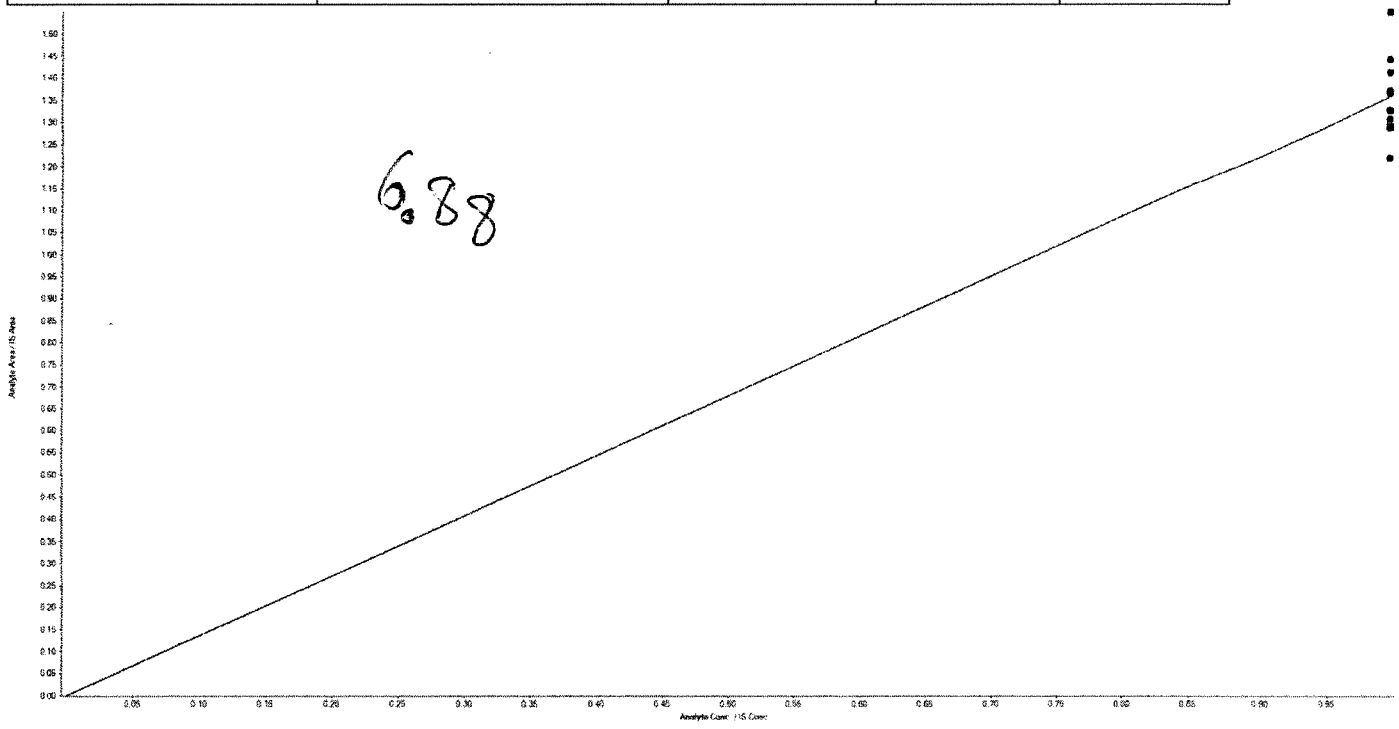

6.88

MAY 12 2016

Analyte Name: d5-NEtFOSA 1
Internal Standard: N_mefosa_d3

Data File	050116\1007.wiff	**Result Table**	050116.rdb
Acquisition Date	5/1/2016 1:28:03 PM	**Algorithm Used**	MQL
Acquisition Method	PFC_090315 schedule mrm.dam	**Instrument Name**	LCMS02
Project			

Regression Equation: y = 1.03 x (std. dev. = 0.0583)

Exp Conc (ng/mL)	Calc Conc (ng/mL)	% Accuracy	STD	%CV
5	5.000	100	0.28	5.6

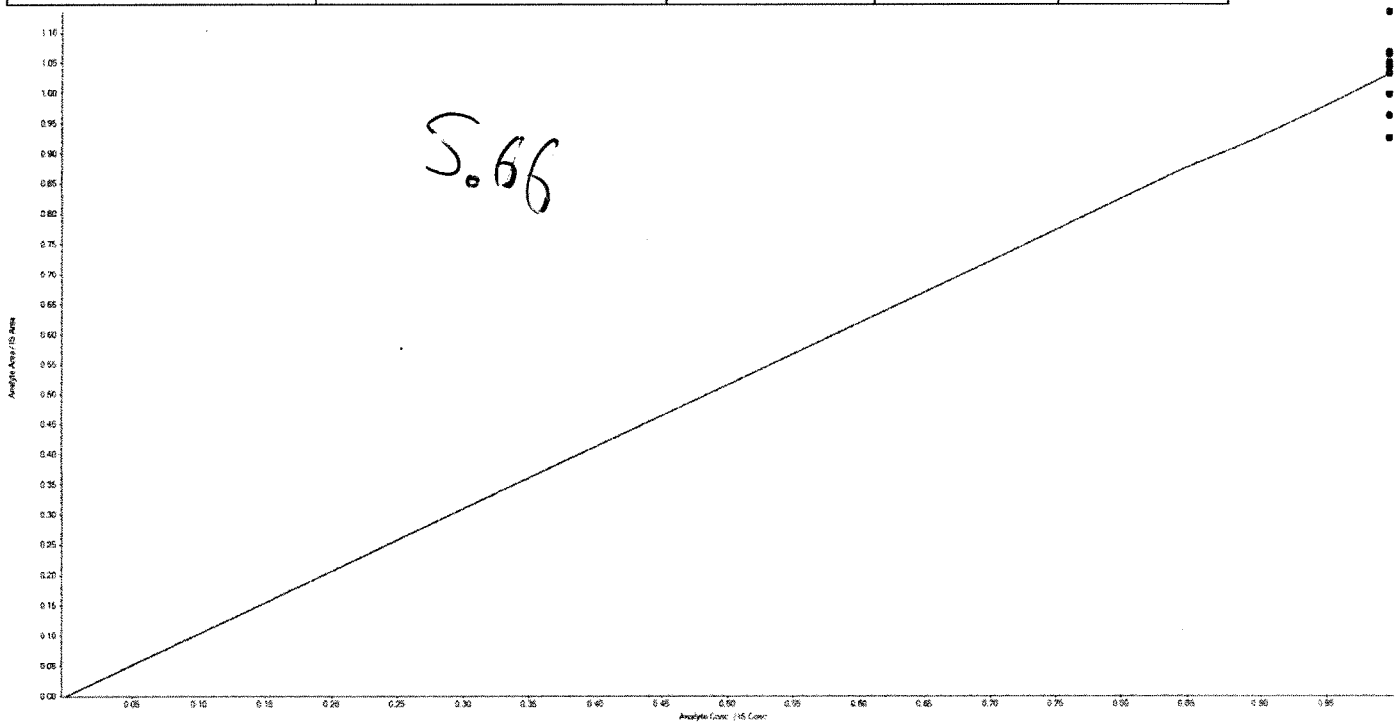

5.66

MAY 12 2016

Analyte Name: d7-NMeFOSE 1
Internal Standard: N_mefosa_d3

Data File	050116\1007.wiff	**Result Table**	050116.rdb
Acquisition Date	5/1/2016 1:28:03 PM	**Algorithm Used**	MQL
Acquisition Method	PFC_090315 schedule mrm.dam	**Instrument Name**	LCMS02
Project			

Regression Equation: y = 1.05 x (std. dev. = 0.0859)

Exp Conc (ng/mL)	Calc Conc (ng/mL)	% Accuracy	STD	%CV
5	5.000	100	0.41	8.2



8.18

MAY 12 2016

Analyte Name: 13C_PFBA 1
Internal Standard: N_mefosa_d3

Data File	050116\1007.wiff	**Result Table**	050116.rdb
Acquisition Date	5/1/2016 1:28:03 PM	**Algorithm Used**	MQL
Acquisition Method	PFC_090315 schedule mrm.dam	**Instrument Name**	LCMS02
Project			

Regression Equation: y = 4.47 x (std. dev. = 0.253)

Exp Conc (ng/mL)	Calc Conc (ng/mL)	% Accuracy	STD	%CV
5	5.000	100	0.28	5.7



5.66

MAY 12 2016

Analyte Name: 13C_PFHXA 1
Internal Standard: N_mefosa_d3

Data File	050116\1007.wiff	**Result Table**	050116.rdb
Acquisition Date	5/1/2016 1:28:03 PM	**Algorithm Used**	MQL
Acquisition Method	PFC_090315 schedule mrm.dam	**Instrument Name**	LCMS02
Project			

Regression Equation: y = 6.46 x (std. dev. = 0.398)

Exp Conc (ng/mL)	Calc Conc (ng/mL)	% Accuracy	STD	%CV
5	5.000	100	0.31	6.2

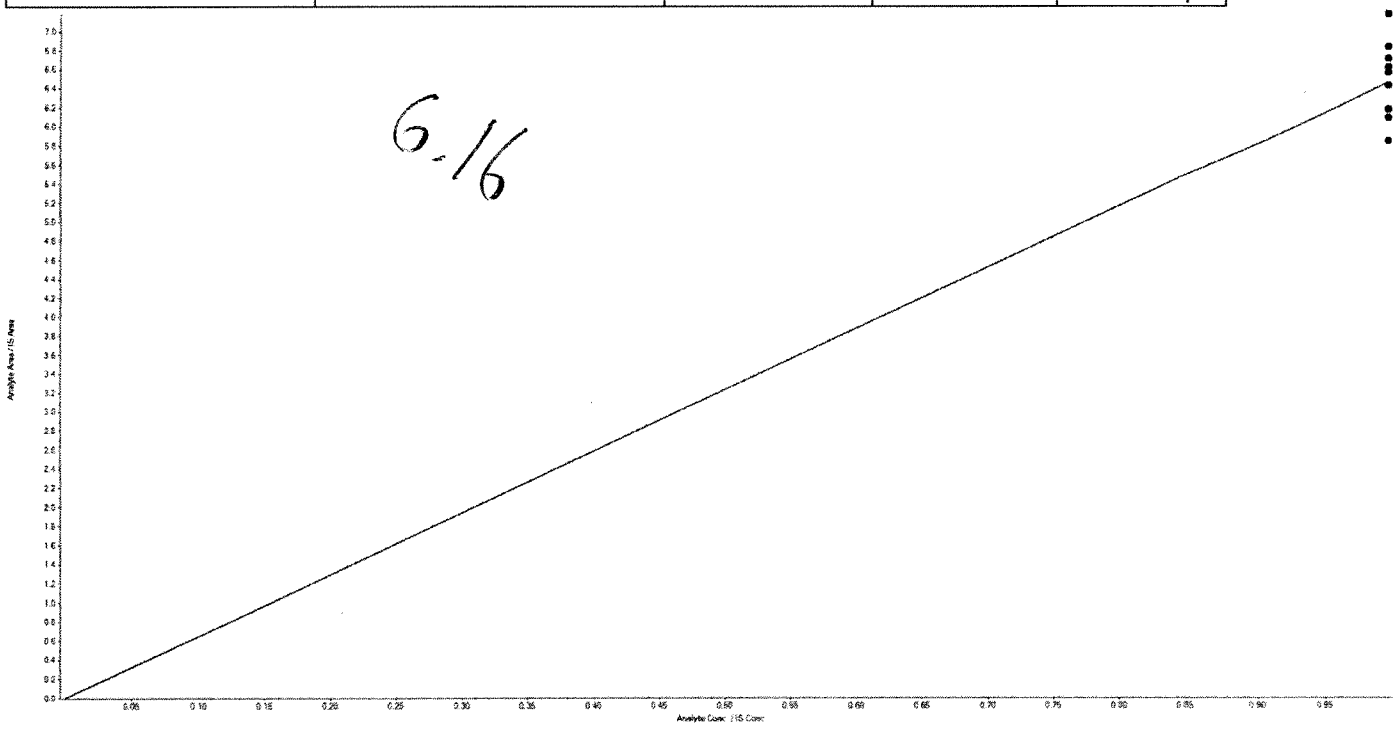

6.16

MAY 12 2016

Analyte Name: 13C-PFOA 1
Internal Standard: N_mefosa_d3

Data File	050116\1007.wiff	**Result Table**	050116.rdb
Acquisition Date	5/1/2016 1:28:03 PM	**Algorithm Used**	MQL
Acquisition Method	PFC_090315 schedule mrm.dam	**Instrument Name**	LCMS02
Project			

Regression Equation: y = 4.69 x (std. dev. = 0.329)

Exp Conc (ng/mL)	Calc Conc (ng/mL)	% Accuracy	STD	%CV
5	5.000	100	0.35	7.0

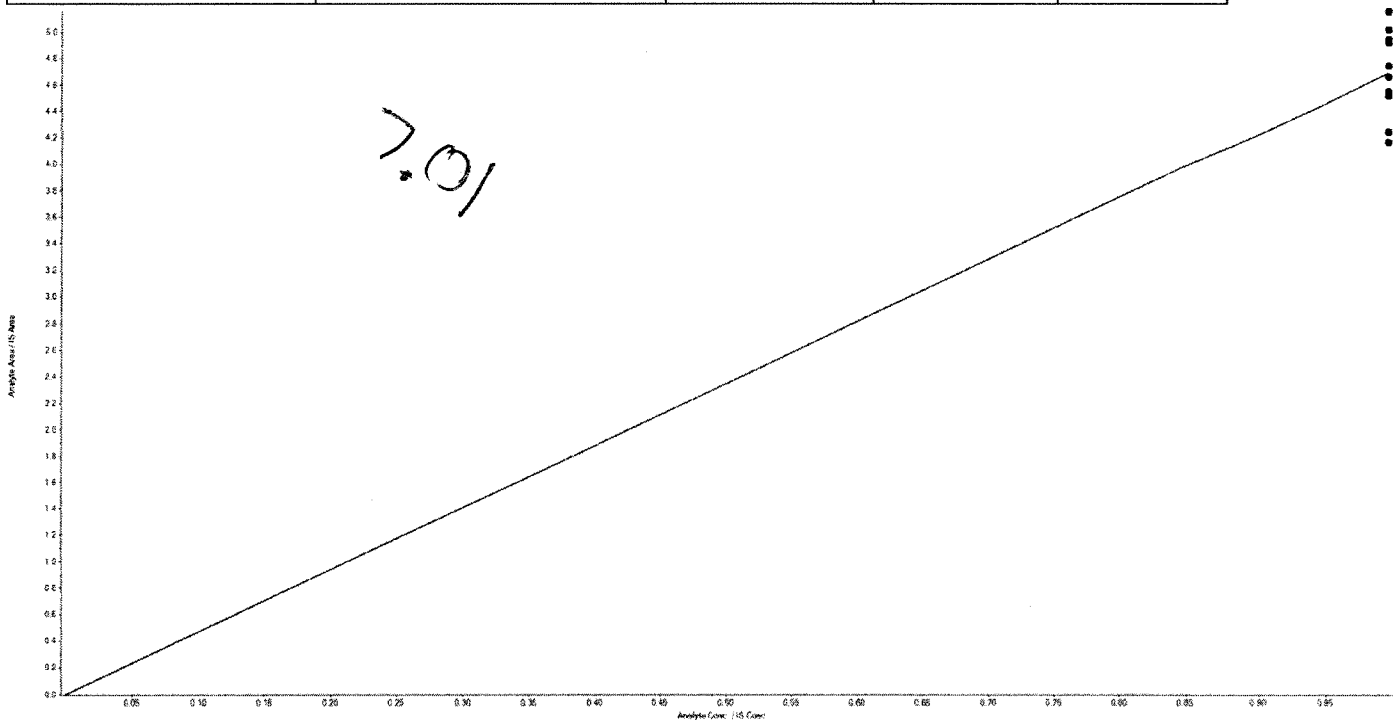

MAY 12 2016

Analyte Name: 13C-PFNA 1
Internal Standard: N_mefosa_d3

Data File	050116\1007.wiff	**Result Table**	050116.rdb
Acquisition Date	5/1/2016 1:28:03 PM	**Algorithm Used**	MQL
Acquisition Method	PFC_090315 schedule mrm.dam	**Instrument Name**	LCMS02
Project			

Regression Equation: y = 5.05 x (std. dev. = 0.453)

Exp Conc (ng/mL)	Calc Conc (ng/mL)	% Accuracy	STD	%CV
5	5.000	100	0.45	9.0

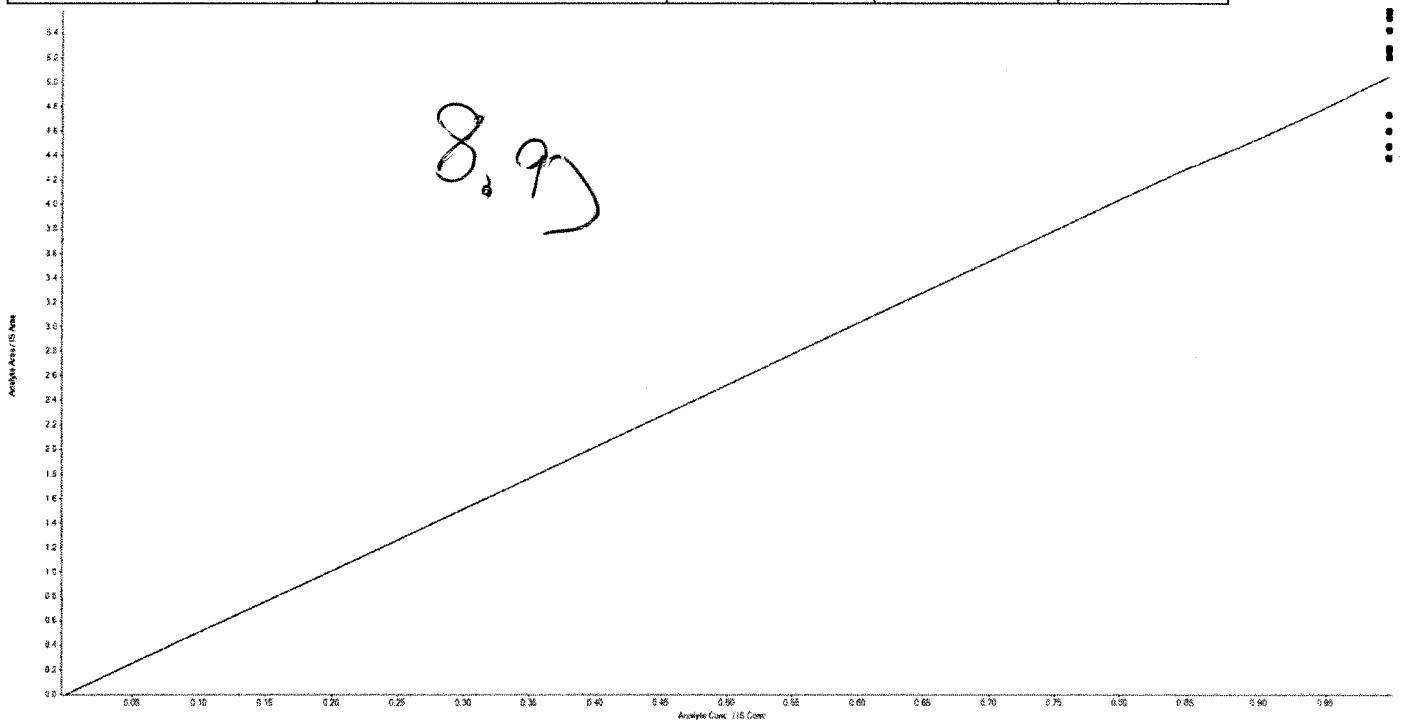

MAY 12 2016

Analyte Name: 13C-PFOS 1
Internal Standard: N_mefosa_d3

Data File	050116\1007.wiff	**Result Table**	050116.rdb
Acquisition Date	5/1/2016 1:28:03 PM	**Algorithm Used**	MQL
Acquisition Method	PFC_090315 schedule mrm.dam	**Instrument Name**	LCMS02
Project			

Regression Equation: y = 4.36 x (std. dev. = 0.329)

Exp Conc (ng/mL)	Calc Conc (ng/mL)	% Accuracy	STD	%CV
5	5.000	100	0.38	7.5

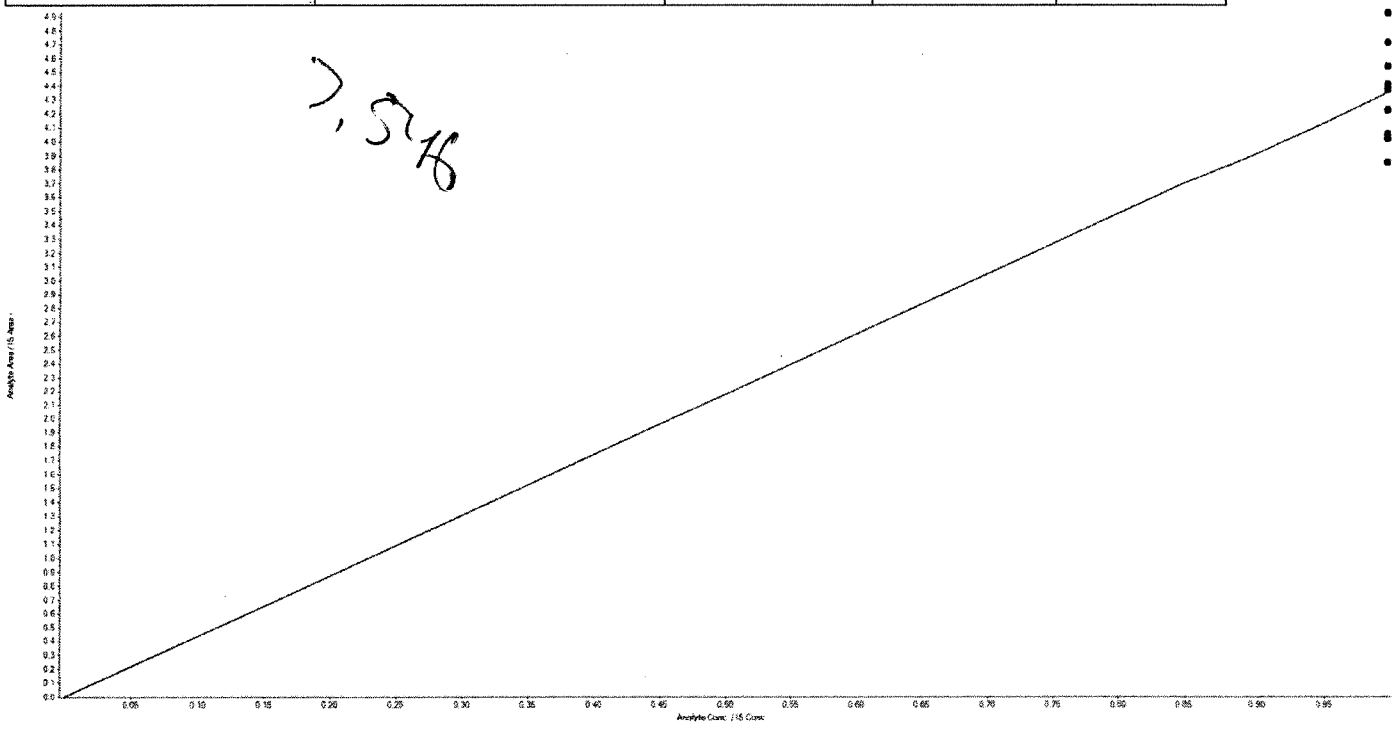

MAY 12 2016

Analyte Name: 13C-PFDA 1
Internal Standard: N_mefosa_d3

Data File	050116\1007.wiff	**Result Table**	050116.rdb
Acquisition Date	5/1/2016 1:28:03 PM	**Algorithm Used**	MQL
Acquisition Method	PFC_090315 schedule mrm.dam	**Instrument Name**	LCMS02
Project			

Regression Equation: y = 4.19 x (std. dev. = 0.254)

Exp Conc (ng/mL)	Calc Conc (ng/mL)	% Accuracy	STD	%CV
5	5.000	100	0.30	6.1

6.08

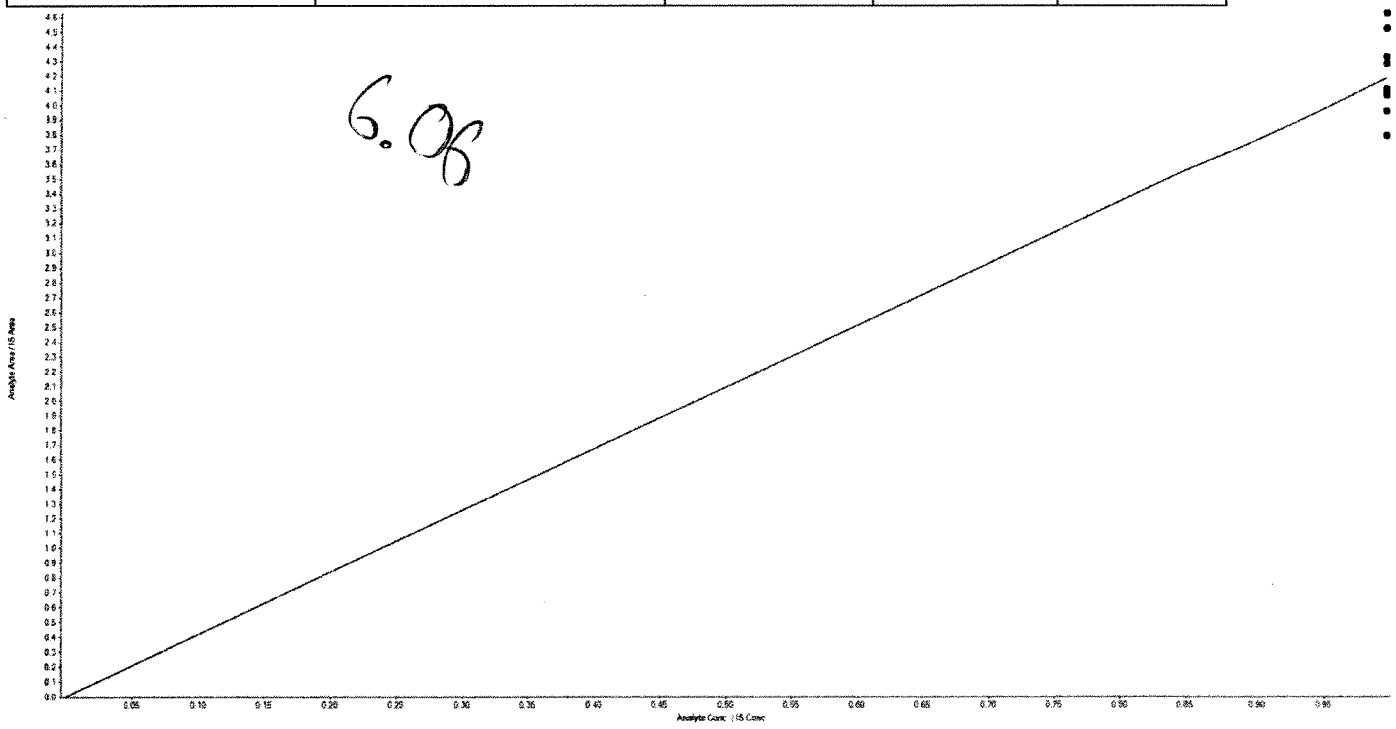

MAY 12 2016

Analyte Name: 13C-PFUNA 1
Internal Standard: N_mefosa_d3

Data File	050116\1007.wiff	**Result Table**	050116.rdb
Acquisition Date	5/1/2016 1:28:03 PM	**Algorithm Used**	MQL
Acquisition Method	PFC_090315 schedule mrm.dam	**Instrument Name**	LCMS02
Project			

Regression Equation: y = 0.841 x (std. dev. = 0.0575)

Exp Conc (ng/mL)	Calc Conc (ng/mL)	% Accuracy	STD	%CV
5	5.000	100	0.34	6.8

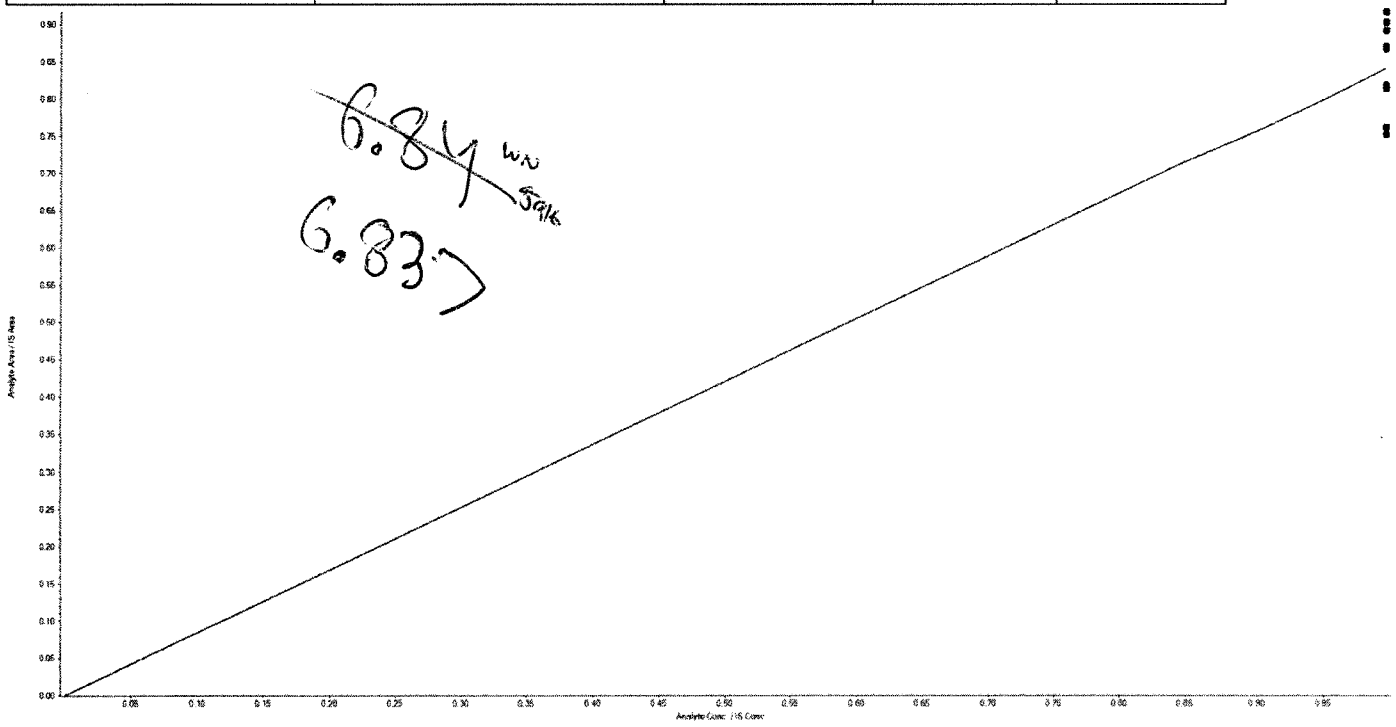

MAY 12 2016

Analyte Name: 18O-PFHxS 1
Internal Standard: N_mefosa_d3

Data File	050116\1007.wiff	**Result Table**	050116.rdb
Acquisition Date	5/1/2016 1:28:03 PM	**Algorithm Used**	MQL
Acquisition Method	PFC_090315 schedule mrm.dam	**Instrument Name**	LCMS02
Project			

Regression Equation: y = 2.17 x (std. dev. = 0.121)

Exp Conc (ng/mL)	Calc Conc (ng/mL)	% Accuracy	STD	%CV
5	5.000	100	0.28	5.6

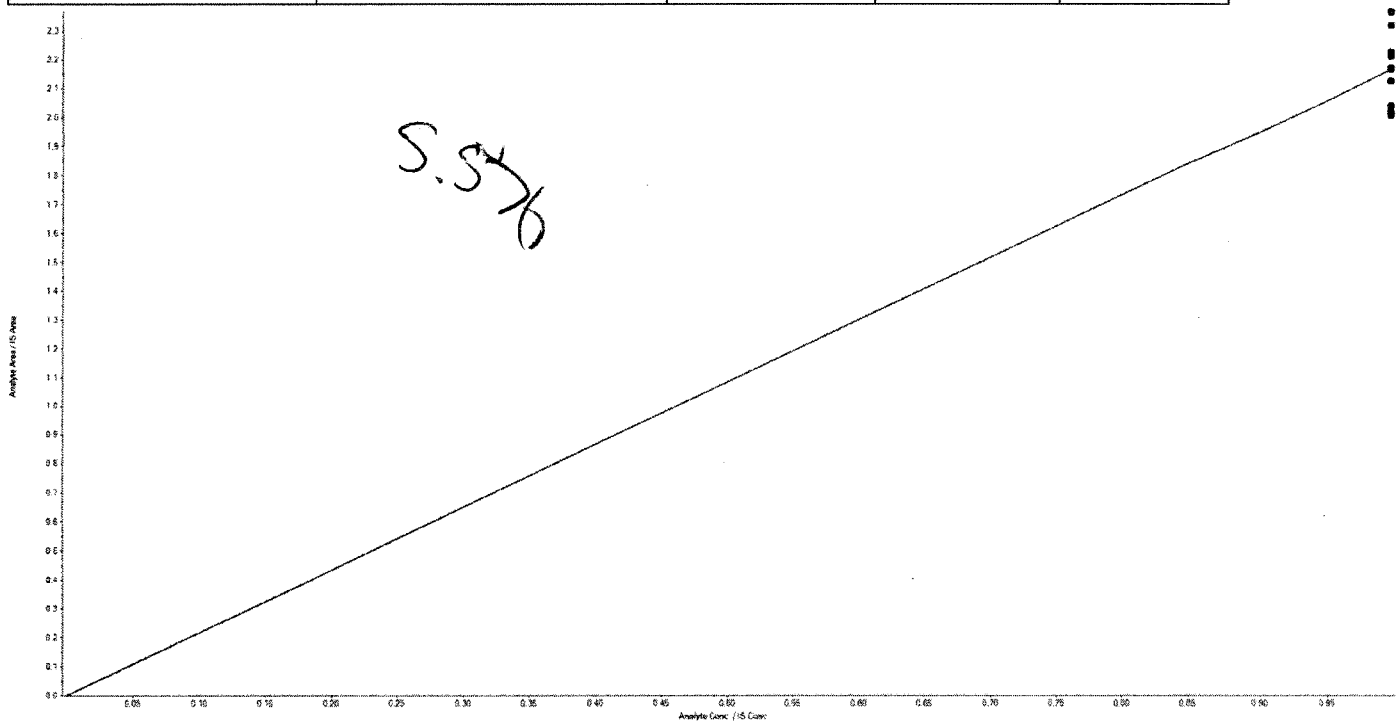

MAY 12 2016

Analyte Name: 13C-PFDoA 1
Internal Standard: N_mefosa_d3

Data File	050116\1007.wiff	**Result Table**	050116.rdb
Acquisition Date	5/1/2016 1:28:03 PM	**Algorithm Used**	MQL
Acquisition Method	PFC_090315 schedule mrm.dam	**Instrument Name**	LCMS02
Project			

Regression Equation: y = 0.053 x (std. dev. = 0.00469)

Exp Conc (ng/mL)	Calc Conc (ng/mL)	% Accuracy	STD	%CV
5	5.000	100	0.44	8.8

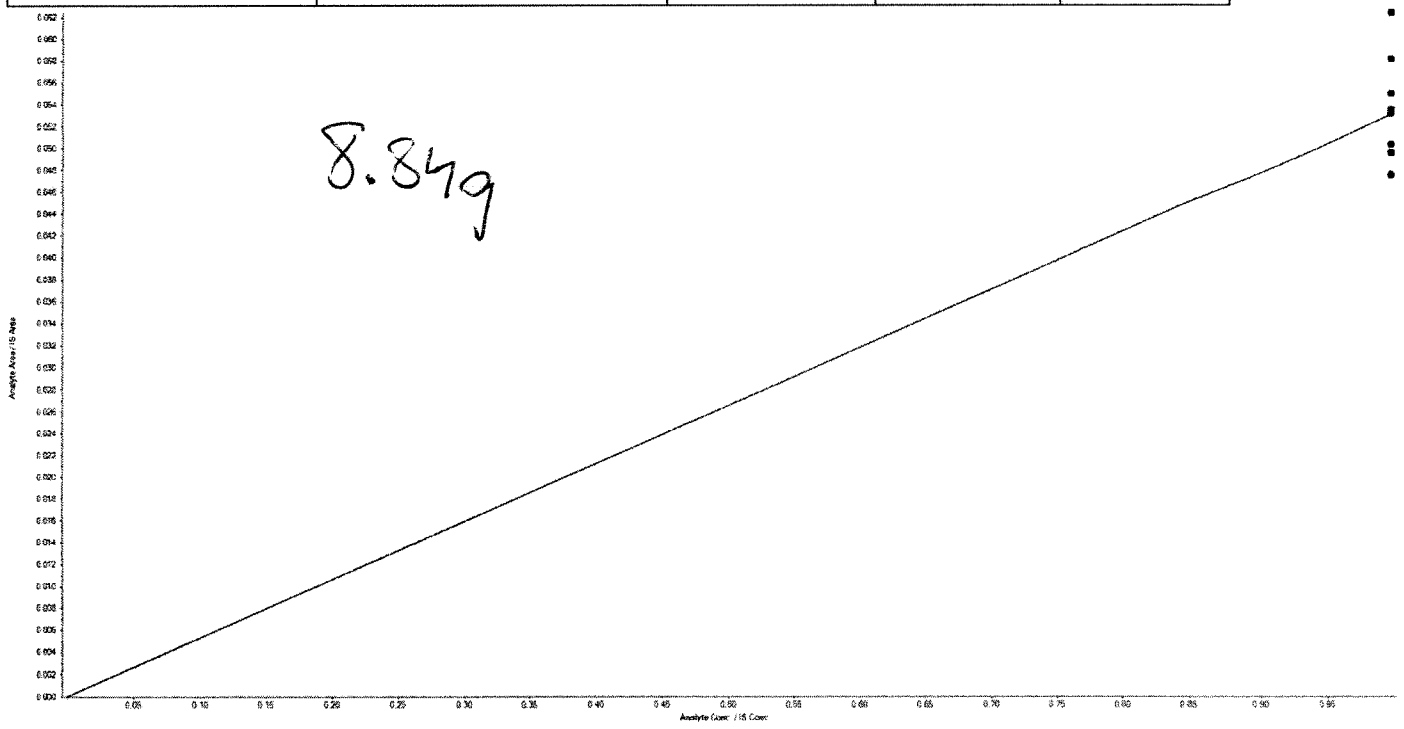

8.84g

MAY 12 2016

Analyte Name: PFTrDA 1
Internal Standard: 13c-pfdoda

Data File	050116\1007.wiff	**Result Table**	050116.rdb
Acquisition Date	5/1/2016 1:28:03 PM	**Algorithm Used**	MQL
Acquisition Method	PFC_090315 schedule mrm.dam	**Instrument Name**	LCMS02
Project			

Regression Equation: y = 57 x (std. dev. = 8.33)

Exp Conc (ng/mL)	Calc Conc (ng/mL)	% Accuracy	STD	%CV
0.05	0.058	116	NaN	NaN
0.1	0.118	118	NaN	NaN
0.25	0.254	102	NaN	NaN
0.5	0.511	102	NaN	NaN
1	1.156	116	NaN	NaN
5	4.407	88	NaN	NaN
10	8.898	89	NaN	NaN
20	15.232	76	NaN	NaN
50	46.674	93	NaN	NaN

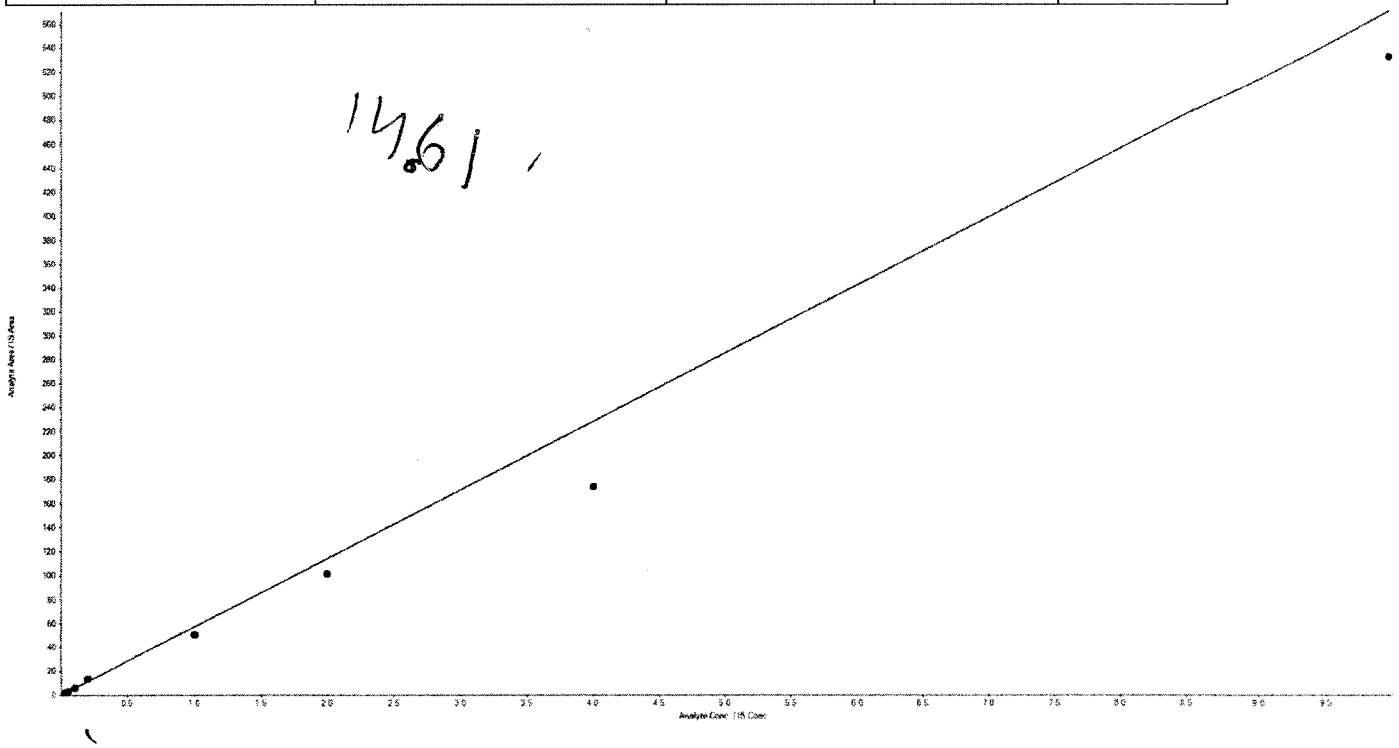

MAY 12 2016

Analyte Name: 6_2-FTS 1
Internal Standard: 13C2-6_2-FTS

Data File	050116\1007.wiff	**Result Table**	050116.rdb
Acquisition Date	5/1/2016 1:28:03 PM	**Algorithm Used**	MQL
Acquisition Method	PFC_090315 schedule mrm.dam	**Instrument Name**	LCMS02
Project			

Regression Equation: y = 16.7 x (std. dev. = 2.28)

Exp Conc (ng/mL)	Calc Conc (ng/mL)	% Accuracy	STD	%CV
0.1	0.115	115	NaN	NaN
0.25	0.262	105	NaN	NaN
0.5	0.403	81	NaN	NaN
1	1.155	115	NaN	NaN
5	5.289	106	NaN	NaN
10	8.974	90	NaN	NaN
20	17.779	89	NaN	NaN



MAY 12 2016

Analyte Name: 8_2-FTS 1
Internal Standard: 13C2-6_2-FTS

Data File	050116\1007.wiff	**Result Table**	050116.rdb
Acquisition Date	5/1/2016 1:28:03 PM	**Algorithm Used**	MQL
Acquisition Method	PFC_090315 schedule mrm.dam	**Instrument Name**	LCMS02
Project			

Regression Equation: y = -0.602 x^2 + 15.9 x + 0.116 (r = 0.9996)

Exp Conc (ng/mL)	Calc Conc (ng/mL)	% Accuracy	STD	%CV
0.1	0.122	122	NaN	NaN
0.25	0.193	77	NaN	NaN
0.5	0.374	75	NaN	NaN
1	1.170	117	NaN	NaN
5	5.387	108	NaN	NaN
10	9.293	93	NaN	NaN
20	20.377	102	NaN	NaN
50	49.913	100	NaN	NaN

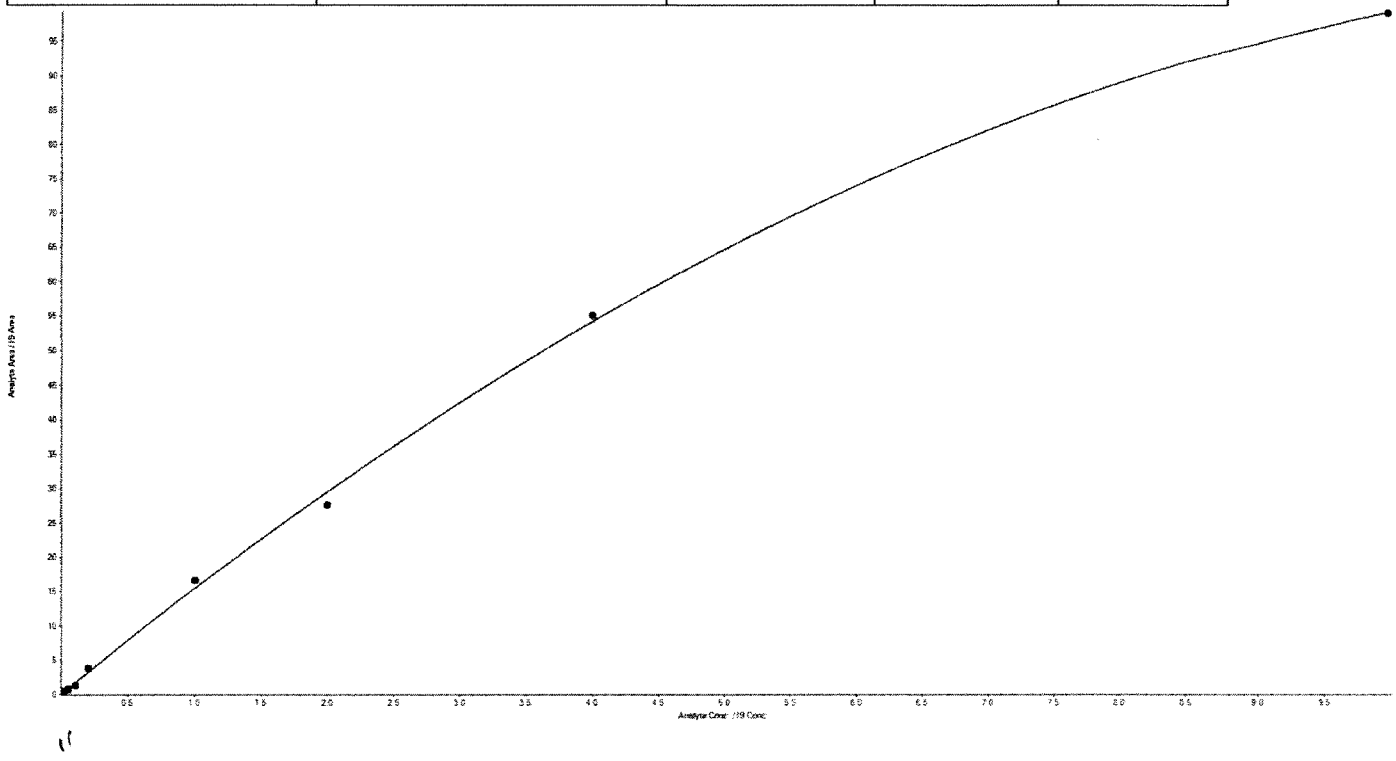

MAY 12 2016

Analyte Name: 13C2-6_2-FTS 1
Internal Standard: N_mefosa_d3

Data File	050116\1007.wiff	**Result Table**	050116.rdb
Acquisition Date	5/1/2016 1:28:03 PM	**Algorithm Used**	MQL
Acquisition Method	PFC_090315 schedule mrm.dam	**Instrument Name**	LCMS02
Project			

Regression Equation: y = 0.0662 x (std. dev. = 0.00683)

Exp Conc (ng/mL)	Calc Conc (ng/mL)	% Accuracy	STD	%CV
5	5.000	100	0.52	10.3

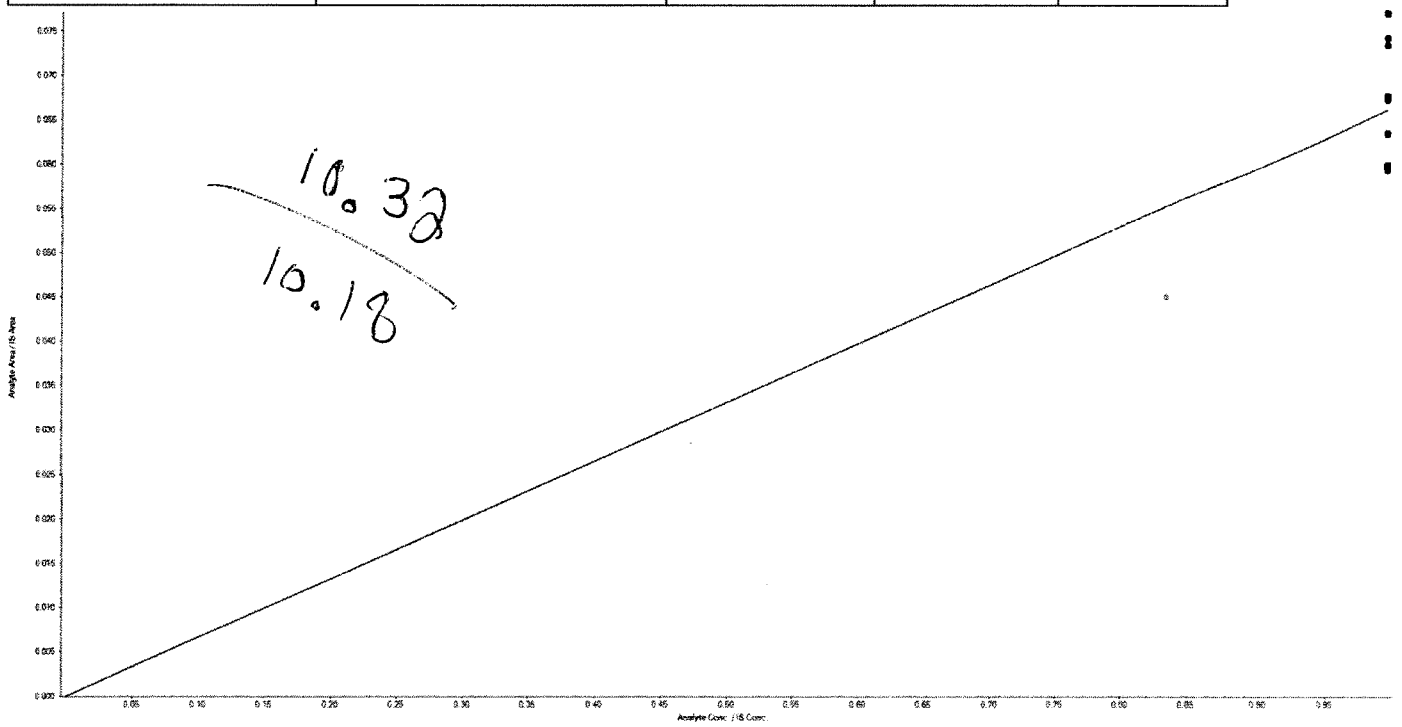

10.32
10.18

MAY 12 2016

Project	Ewan's Projects\PFCs	**Result Table**	050116.rdb
Data File	050116\1008.wiff	**Algorithm Used**	MQL
Acquisition Method	PFC_090315 schedule mrm.dam	**Instrument Name**	LCMS02

Sample Name	PFC 0.02ppb	**Injection Vial**	20001
Acquisition Date	5/1/2016 1:45:48 PM	**Injection Volume**	10
Acquisition Method	PFC_090315 schedule mrm.dam	**Sample Type**	Standard
Sample ID	15-OLC-02-45A	**Dilution Factor**	1.00

Results Summary

Analyte Name	Analyte RT (Expected)	IS Name	IS Area	Analyte Area	Exp Conc (ng/mL)	Calc. Conc (ng/mL)	Accuracy (%)	Mod?
Pfba 1	2.53 (2.54)	13c_pfba	2144289	25465	0.02	0.0700	349	No
Pfpea 1	5.00 (5.00)	13c_pfhxa	3119084	8816	0.02	0.0250	123	No
Pfbs 1	5.46 (5.48)	18o-pfhs	1043965	15334	0.02	0.0240	121	No
Pfhxa 1	6.56 (6.57)	13c_pfhxa	3119084	21587	0.02	0.0400	198	No
Pfhpa 1	7.56 (7.56)	13c_pfhxa	3119084	16515	0.02	0.0260	132	No
Pfhxs 1	7.65 (7.65)	18o-pfhs	1043965	23960	0.02	0.0410	203	No
Pfoa 1	8.31 (8.30)	13c-pfoa	2330152	9000	0.02	0.0360	181	No
Pfna 1	8.90 (8.90)	13c-pfna	2453320	15505	0.02	0.0350	175	No
Pfos 1	8.91 (8.91)	13c-pfos	2063475	9034	0.02	0.0230	117	No
Pfda 1	9.40 (9.39)	13c-pfda	2042327	10653	0.02	0.0280	140	No
Pfuna 1	9.81 (9.82)	13c-pfuna	410646	8654	0.02	0.0390	195	No
Pfds 1	9.80 (9.81)	13c-pfos	2063475	11213	0.02	0.0260	128	No
Pfdoa 1	10.20 (10.20)	13c-pfdoda	27312	7766	0.02	0.0260	129	No
Fosa 1	9.95 (9.94)	d5-NEtFOSA	487026	10957	0.02	0.0240	122	No
Pfteda 1	10.80 (10.80)	13c-pfdoda	27312	3763	0.02	0.0250	125	No
PFHpS 1	8.35 (8.34)	18o-pfhs	1043965	893	0.02	0.0190	96	No
NMeFOSE 1	10.80 (10.80)	d7-NMeFOSE	509529	2258	0.02	0.0200	101	No

MAY 12 2016

Analyte Name	Analyte RT (Expected)	IS Name	IS Area	Analyte Area	Exp Conc (ng/mL)	Calc. Conc (ng/mL)	Accuracy (%)	Mod?
NMeFOSA 1	10.80 (10.80)	d7-NMeFOSE	509529	1967	0.02	0.0320	160	No
NEtFOSE 1	11.00 (11.00)	d9-EtFOSE	680725	2263	0.02	0.0170	83	No
NEtFOSA 1	11.00 (11.00)	d5-NEtFOSA	487026	2265	0.02	0.0260	129	No
d9-EtFOSE 1	11.00 (11.00)	N_mefosa_d3	471454	680725	5.00	5.3130	106	No
d5-NEtFOSA 1	11.00 (11.00)	N_mefosa_d3	471454	487026	5.00	5.0080	100	No
d7-NMeFOSE 1	10.80 (10.80)	N_mefosa_d3	471454	509529	5.00	5.1480	103	No
13C_PFBA 1	2.53 (2.51)	N_mefosa_d3	471454	2144289	5.00	5.0890	102	No
13C_PFHXA 1	6.56 (6.57)	N_mefosa_d3	471454	3119084	5.00	5.1180	102	No
13C-PFOA 1	8.30 (8.30)	N_mefosa_d3	471454	2330152	5.00	5.2650	105	No
13C-PFNA 1	8.90 (8.90)	N_mefosa_d3	471454	2453320	5.00	5.1560	103	No
13C-PFOS 1	8.91 (8.91)	N_mefosa_d3	471454	2063475	5.00	5.0240	100	No
13C-PFDA 1	9.39 (9.40)	N_mefosa_d3	471454	2042327	5.00	5.1750	103	No
13C-PFUNA 1	9.82 (9.82)	N_mefosa_d3	471454	410646	5.00	5.1790	104	No
18O-PFHxS 1	7.65 (7.66)	N_mefosa_d3	471454	1043965	5.00	5.1080	102	No
13C-PFDoA 1	10.20 (10.20)	N_mefosa_d3	471454	27394	5.00	5.4810	110	No
PFTrDA 1	10.50 (10.50)	13c-pfdoda	27312	10757	0.02	0.0350	173	No
6_2-FTS 1	8.26 (8.25)	13C2-6_2-FTS	28020	3077	0.02	0.0330	165	No
8_2-FTS 1	9.37 (9.37)	13C2-6_2-FTS	28020	3707	0.02	0.0050	26	No
13C2-6_2-FTS 1	8.25 (8.26)	N_mefosa_d3	471454	28020	5.00	4.4880	90	No

IRC Summary

Analyte Peak Name	RT (Expected)	Area	Modified?	Calculated Ion Ratio (Expected Value)
Pfba 2	2.53 (2.54)	23094	No	0.91
Pfpea 2	5.00 (5.00)	9016	No	1.02
Pfbs 2	5.45 (5.47)	6322	No	0.41
Pfhxa 2	6.57 (6.57)	1722	No	0.08
Pfhpa 2	7.57 (7.56)	6947	No	0.42
Pfhxs 2	7.65 (7.65)	9054	No	0.38
Pfoa 2	8.30 (8.30)	16549	No	1.84
Pfna 2	8.91 (8.90)	4014	No	0.26
Pfos 2	8.91 (8.91)	4055	No	0.45
Pfda 2	9.39 (9.39)	2305	No	0.22
Pfuna 2	9.82 (9.82)	3005	No	0.35
Pfds 2	9.80 (9.81)	3371	No	0.30
Pfdoa 2	10.20 (10.20)	1855	No	0.24
Fosa 2	9.95 (9.94)	965	No	0.09
Pfteda 2	0.00 (10.80)	0	No	0.00
PFHpS 2	8.35 (8.34)	345	No	0.39
NMeFOSE 2	0.00 (10.80)	0	No	0.00
NMeFOSA 2	10.80 (10.80)	1445	No	0.73
NEtFOSE 2	0.00 (11.00)	0	No	0.00
NEtFOSA 2	11.00 (11.00)	1648	No	0.73
PFTrDA 2	10.50 (10.50)	2077	No	0.19
6_2-FTS 2	8.26 (8.25)	5205	No	1.69
8_2-FTS 2	0.00 (9.37)	0	No	0.00

Quantitative Peak Review **PFC 0.02ppb 15-OLC-02-45A**

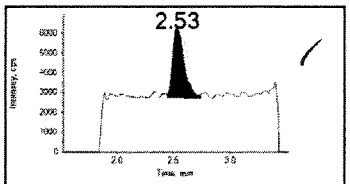

Pfba 1
213.000/169.000 Da
□ Baseline □ Missed
□ Wrong Peak

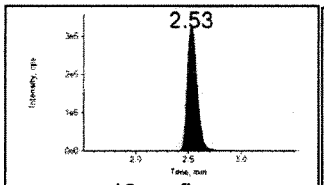

13c_pfba
217.000/172.000 Da
□ Baseline □ Missed
□ Wrong Peak

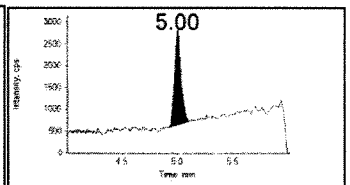

Pfpea 1
263.000/219.000 Da
□ Baseline □ Missed
□ Wrong Peak

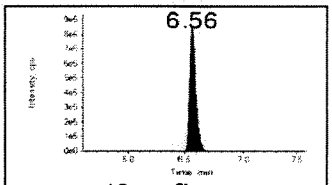

13c_pfhxa
315.000/270.000 Da
□ Baseline □ Missed
□ Wrong Peak

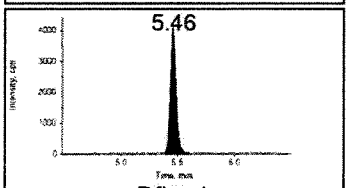

Pfbs 1
299.000/80.000 Da
□ Baseline □ Missed
□ Wrong Peak

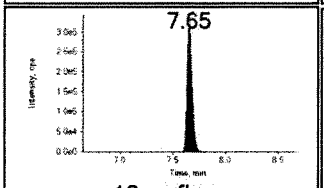

18o-pfhs
403.000/103.000 Da
□ Baseline □ Missed
□ Wrong Peak

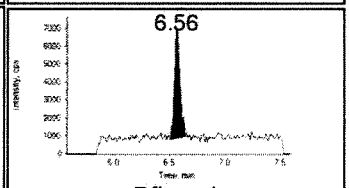

Pfhxa 1
313.000/269.000 Da
□ Baseline □ Missed
□ Wrong Peak

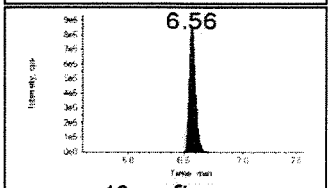

13c_pfhxa
315.000/270.000 Da
□ Baseline □ Missed
□ Wrong Peak

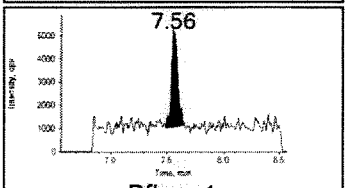

Pfhpa 1
363.000/319.000 Da
□ Baseline □ Missed
□ Wrong Peak

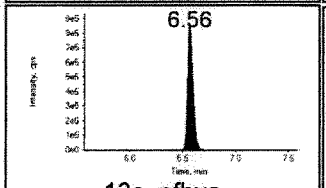

13c_pfhxa
315.000/270.000 Da
□ Baseline □ Missed
□ Wrong Peak

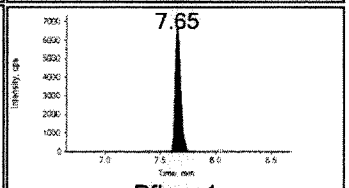

Pfhxs 1
399.000/80.000 Da
□ Baseline □ Missed
□ Wrong Peak

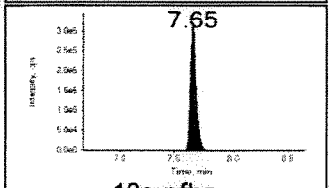

18o-pfhs
403.000/103.000 Da
□ Baseline □ Missed
□ Wrong Peak

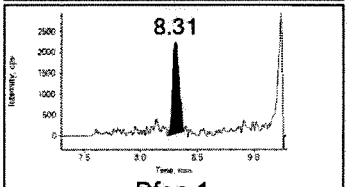

Pfoa 1
413.000/169.000 Da
□ Baseline □ Missed
□ Wrong Peak

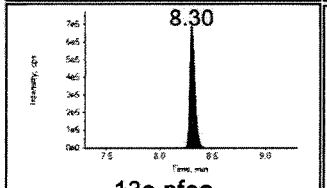

13c-pfoa
417.000/372.000 Da
□ Baseline □ Missed
□ Wrong Peak

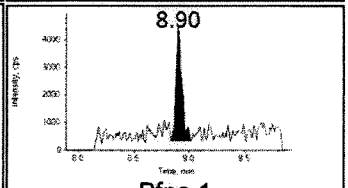

Pfna 1
463.000/419.000 Da
□ Baseline □ Missed
□ Wrong Peak

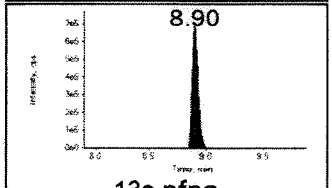

13c-pfna
468.000/423.000 Da
□ Baseline □ Missed
□ Wrong Peak

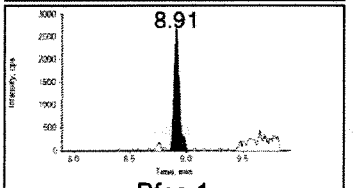

Pfos 1
499.000/80.000 Da
□ Baseline □ Missed
□ Wrong Peak

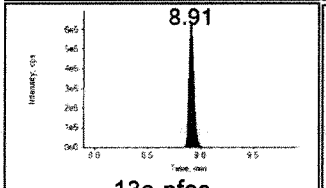

13c-pfos
503.000/80.000 Da
□ Baseline □ Missed
□ Wrong Peak

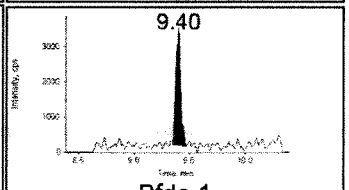

Pfda 1
513.000/469.000 Da
□ Baseline □ Missed
□ Wrong Peak

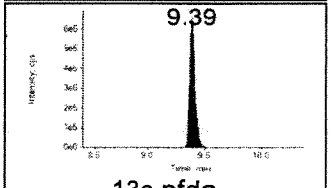

13c-pfda
515.000/470.000 Da
□ Baseline □ Missed
□ Wrong Peak

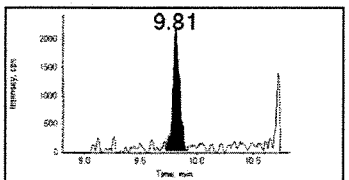

Pfuna 1
563.000/519.000 Da
□ Baseline □ Missed
□ Wrong Peak

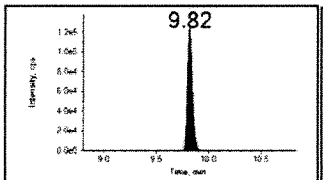

13c-pfuna
565.000/520.000 Da
□ Baseline □ Missed
□ Wrong Peak

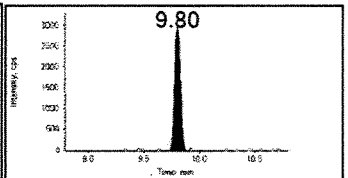

Pfds 1
599.000/80.000 Da
□ Baseline □ Missed
□ Wrong Peak

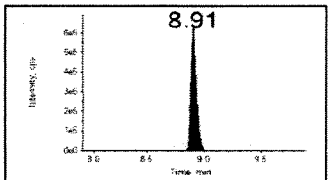

13c-pfos
503.000/80.000 Da
□ Baseline □ Missed
□ Wrong Peak

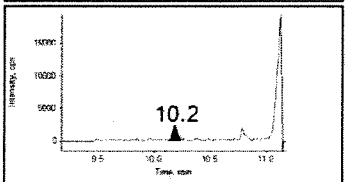

Pfdoa 1
613.000/569.000 Da
□ Baseline □ Missed
□ Wrong Peak

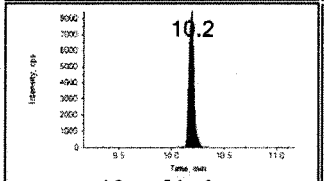

13c-pfdoda
615.000/570.000 Da
□ Baseline □ Missed
□ Wrong Peak

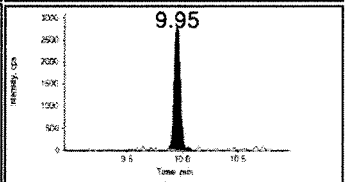

Fosa 1
498.000/78.000 Da
□ Baseline □ Missed
□ Wrong Peak

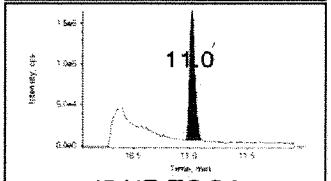

d5-NEtFOSA
531.000/169.000 Da
□ Baseline □ Missed
□ Wrong Peak

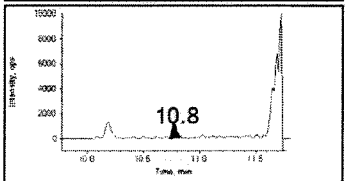

Pfteda 1
713.000/669.000 Da
□ Baseline □ Missed
□ Wrong Peak

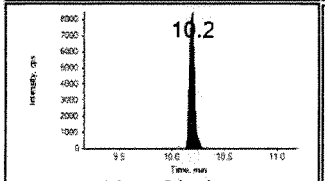

13c-pfdoda
615.000/570.000 Da
□ Baseline □ Missed
□ Wrong Peak

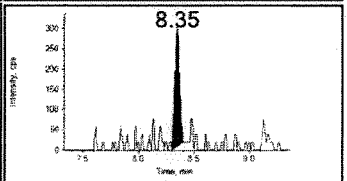

PFHpS 1
449.400/80.000 Da
□ Baseline □ Missed
□ Wrong Peak

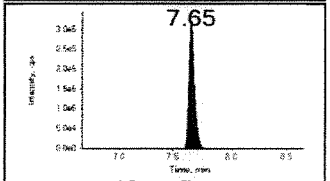

18o-pfhs
403.000/103.000 Da
□ Baseline □ Missed
□ Wrong Peak

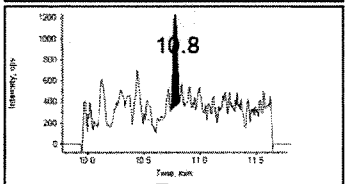

NMeFOSE 1
616.200/58.800 Da
□ Baseline □ Missed
□ Wrong Peak

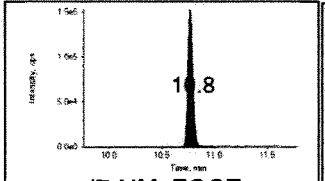

d7-NMeFOSE
623.000/59.000 Da
□ Baseline □ Missed
□ Wrong Peak

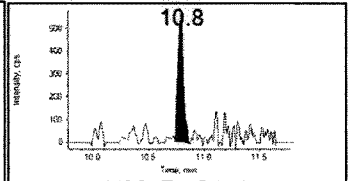

NMeFOSA 1
512.200/169.300 Da
□ Baseline □ Missed
□ Wrong Peak

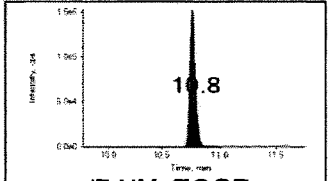

d7-NMeFOSE
623.000/59.000 Da
□ Baseline □ Missed
□ Wrong Peak

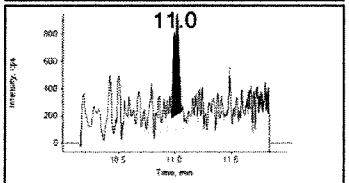

NEtFOSE 1
630.200/59.000 Da
□ Baseline □ Missed
□ Wrong Peak

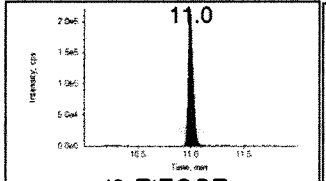

d9-EtFOSE
639.000/59.000 Da
□ Baseline □ Missed
□ Wrong Peak

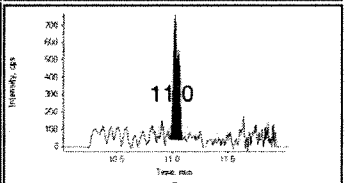

NEtFOSA 1
526.200/169.000 Da
□ Baseline □ Missed
□ Wrong Peak

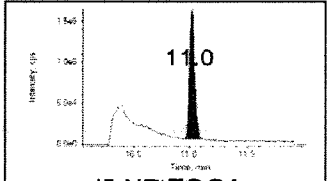

d5-NEtFOSA
531.000/169.000 Da
□ Baseline □ Missed
□ Wrong Peak

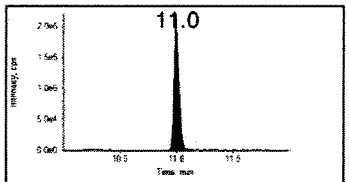

d9-EtFOSE 1
639.000/59.000 Da
□ Baseline □ Missed
□ Wrong Peak

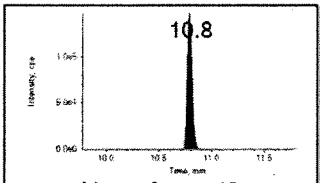

N_mefosa_d3
515.000/169.000 Da
□ Baseline □ Missed
□ Wrong Peak

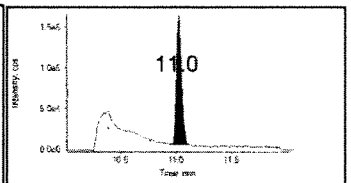

d5-NEtFOSA 1
531.000/169.000 Da
□ Baseline □ Missed
□ Wrong Peak

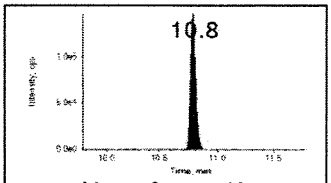

N_mefosa_d3
515.000/169.000 Da
□ Baseline □ Missed
□ Wrong Peak

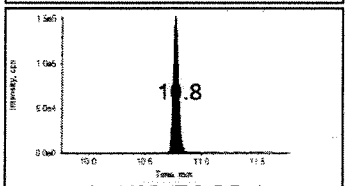

d7-NMeFOSE 1
623.000/59.000 Da
□ Baseline □ Missed
□ Wrong Peak

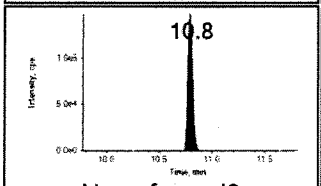

N_mefosa_d3
515.000/169.000 Da
□ Baseline □ Missed
□ Wrong Peak

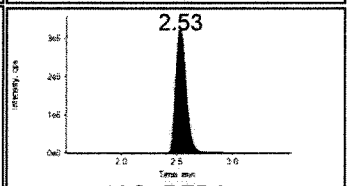

13C_PFBA 1
217.000/172.000 Da
□ Baseline □ Missed
□ Wrong Peak

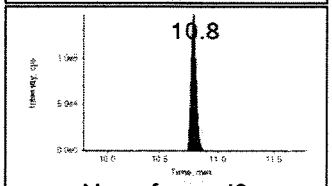

N_mefosa_d3
515.000/169.000 Da
□ Baseline □ Missed
□ Wrong Peak

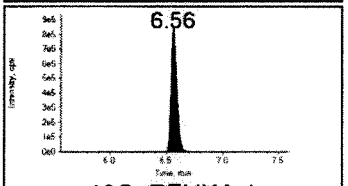

13C_PFHXA 1
315.000/270.000 Da
□ Baseline □ Missed
□ Wrong Peak

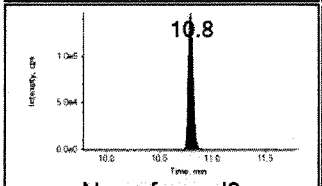

N_mefosa_d3
515.000/169.000 Da
□ Baseline □ Missed
□ Wrong Peak

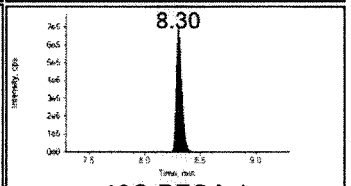

13C-PFOA 1
417.000/372.000 Da
□ Baseline □ Missed
□ Wrong Peak

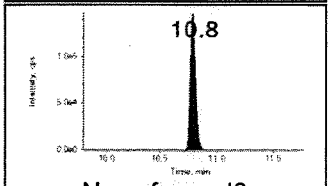

N_mefosa_d3
515.000/169.000 Da
□ Baseline □ Missed
□ Wrong Peak

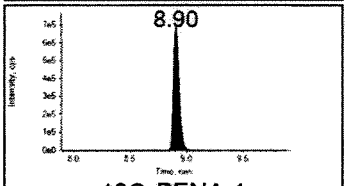

13C-PFNA 1
468.000/423.000 Da
□ Baseline □ Missed
□ Wrong Peak

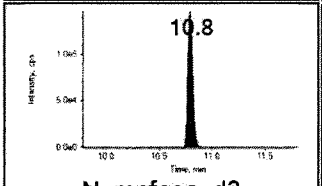

N_mefosa_d3
515.000/169.000 Da
□ Baseline □ Missed
□ Wrong Peak

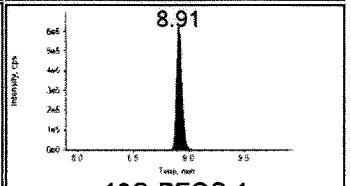

13C-PFOS 1
503.000/80.000 Da
□ Baseline □ Missed
□ Wrong Peak

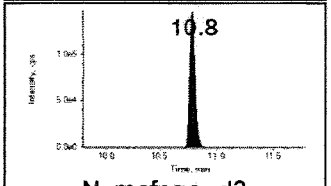

N_mefosa_d3
515.000/169.000 Da
□ Baseline □ Missed
□ Wrong Peak

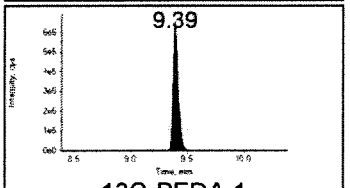

13C-PFDA 1
515.000/470.000 Da
□ Baseline □ Missed
□ Wrong Peak

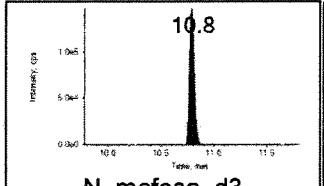

N_mefosa_d3
515.000/169.000 Da
□ Baseline □ Missed
□ Wrong Peak

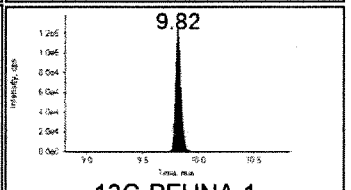

13C-PFUNA 1
565.000/520.000 Da
□ Baseline □ Missed
□ Wrong Peak

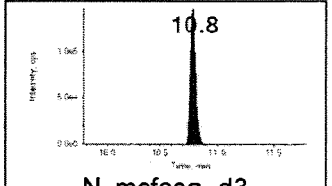

N_mefosa_d3
515.000/169.000 Da
□ Baseline □ Missed
□ Wrong Peak

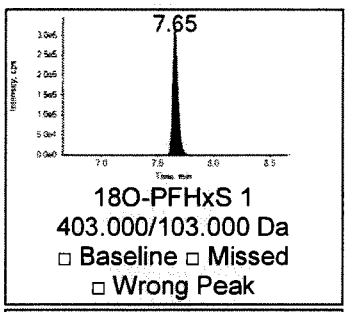

18O-PFHxS 1
403.000/103.000 Da
□ Baseline □ Missed
□ Wrong Peak

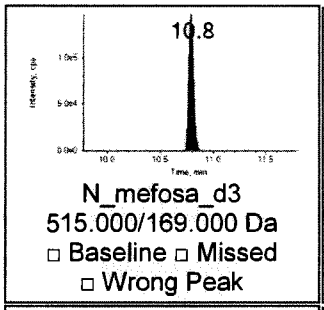

N_mefosa_d3
515.000/169.000 Da
□ Baseline □ Missed
□ Wrong Peak

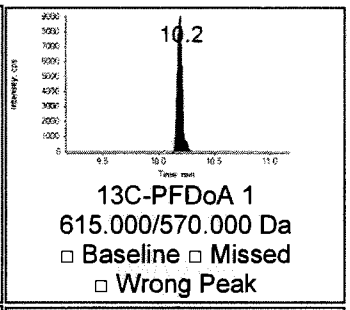

13C-PFDoA 1
615.000/570.000 Da
□ Baseline □ Missed
□ Wrong Peak

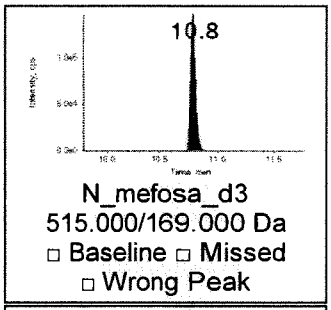

N_mefosa_d3
515.000/169.000 Da
□ Baseline □ Missed
□ Wrong Peak

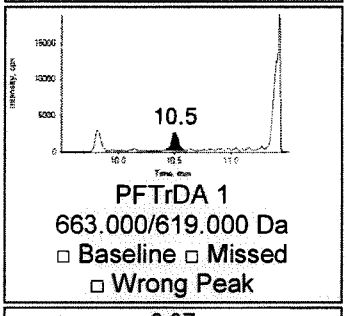

PFTrDA 1
663.000/619.000 Da
□ Baseline □ Missed
□ Wrong Peak

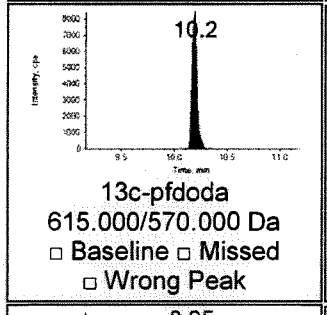

13c-pfdoda
615.000/570.000 Da
□ Baseline □ Missed
□ Wrong Peak

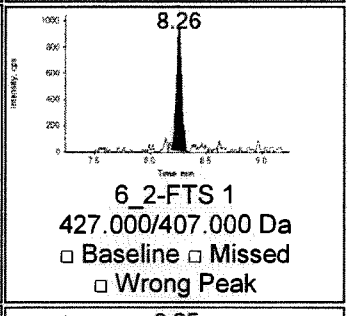

6_2-FTS 1
427.000/407.000 Da
□ Baseline □ Missed
□ Wrong Peak

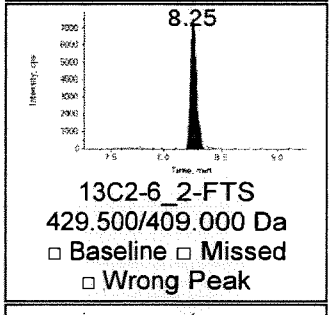

13C2-6_2-FTS
429.500/409.000 Da
□ Baseline □ Missed
□ Wrong Peak

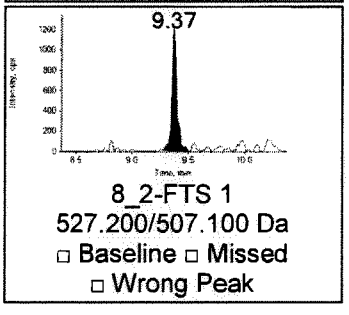

8_2-FTS 1
527.200/507.100 Da
□ Baseline □ Missed
□ Wrong Peak

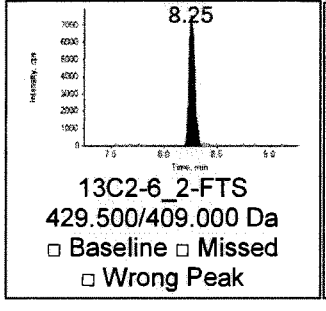

13C2-6_2-FTS
429.500/409.000 Da
□ Baseline □ Missed
□ Wrong Peak

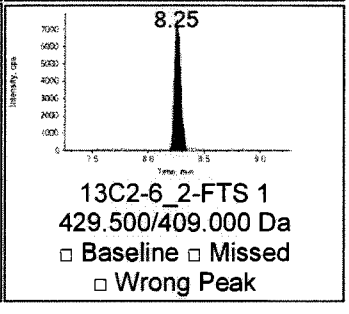

13C2-6_2-FTS 1
429.500/409.000 Da
□ Baseline □ Missed
□ Wrong Peak

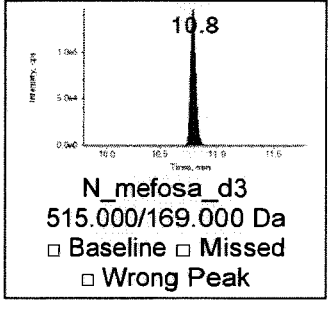

N_mefosa_d3
515.000/169.000 Da
□ Baseline □ Missed
□ Wrong Peak

Ion Ratio Confirmation

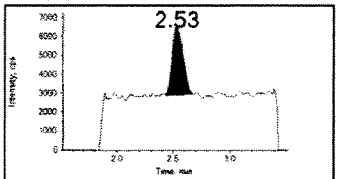

Pfba 2
Mod?
□ Baseline □ Missed
□ Wrong Peak

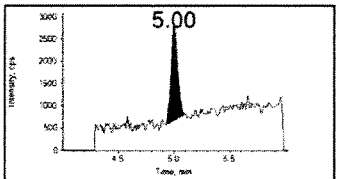

Pfpea 2
Mod?
□ Baseline □ Missed
□ Wrong Peak

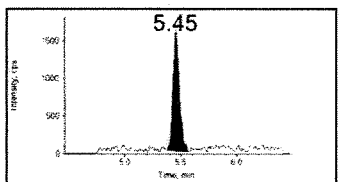

Pfbs 2
Mod?
□ Baseline □ Missed
□ Wrong Peak

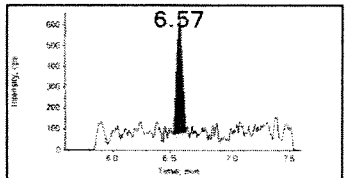

Pfhxa 2
Mod?
□ Baseline □ Missed
□ Wrong Peak

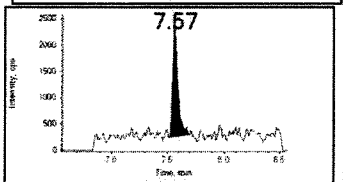

Pfhpa 2
Mod?
□ Baseline □ Missed
□ Wrong Peak

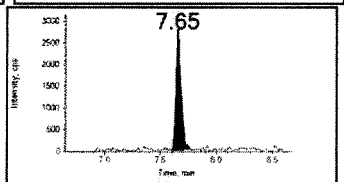

Pfhxs 2
Mod?
□ Baseline □ Missed
□ Wrong Peak

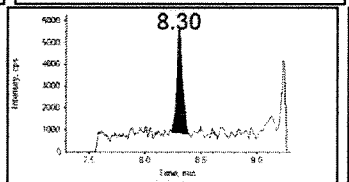

Pfoa 2
Mod?
□ Baseline □ Missed
□ Wrong Peak

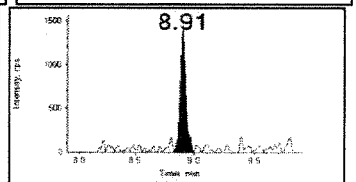

Pfna 2
Mod?
□ Baseline □ Missed
□ Wrong Peak

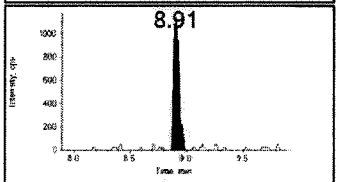

Pfos 2
Mod?
□ Baseline □ Missed
□ Wrong Peak

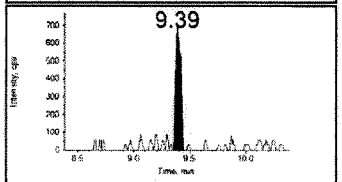

Pfda 2
Mod?
□ Baseline □ Missed
□ Wrong Peak

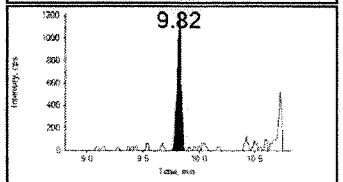

Pfuna 2
Mod?
□ Baseline □ Missed
□ Wrong Peak

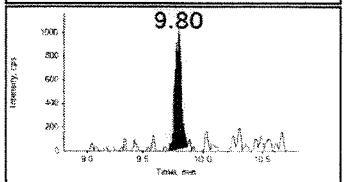

Pfds 2
Mod?
□ Baseline □ Missed
□ Wrong Peak

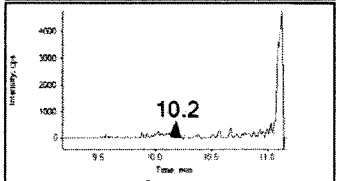

Pfdoa 2
Mod?
□ Baseline □ Missed
□ Wrong Peak

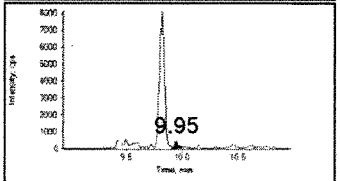

Fosa 2
Mod?
□ Baseline □ Missed
□ Wrong Peak

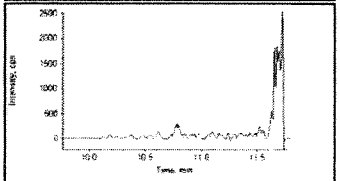

Pfteda 2
Mod?
□ Baseline □ Missed
□ Wrong Peak

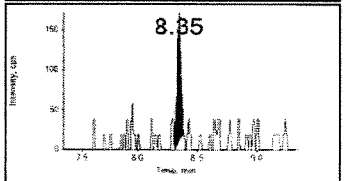

PFHpS 2
Mod?
□ Baseline □ Missed
□ Wrong Peak

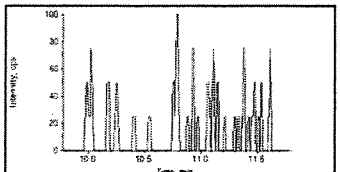

NMeFOSE 2
Mod?
□ Baseline □ Missed
□ Wrong Peak

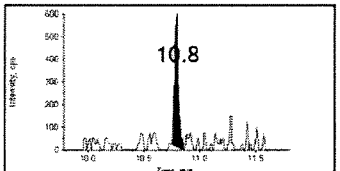

NMeFOSA 2
Mod?
□ Baseline □ Missed
□ Wrong Peak

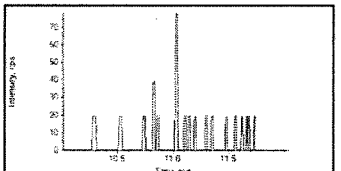

NEtFOSE 2
Mod?
□ Baseline □ Missed
□ Wrong Peak

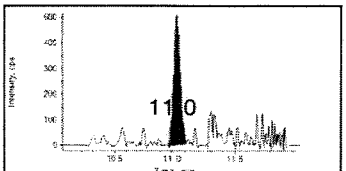

NEtFOSA 2
Mod?
□ Baseline □ Missed
□ Wrong Peak

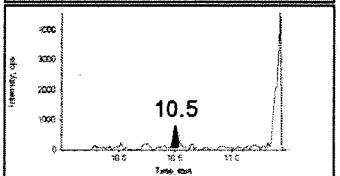

PFTrDA 2
Mod?
□ Baseline □ Missed
□ Wrong Peak

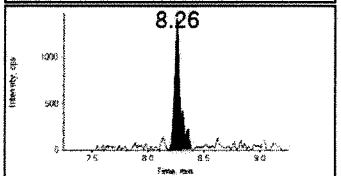

6_2-FTS 2
Mod?
□ Baseline □ Missed
□ Wrong Peak

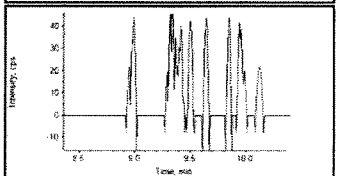

8_2-FTS 2
Mod?
□ Baseline □ Missed
□ Wrong Peak

Project	Ewan's Projects\PFCs	**Result Table**	050116.rdb
Data File	050116\1009.wiff	**Algorithm Used**	MQL
Acquisition Method	PFC_090315 schedule mrm.dam	**Instrument Name**	LCMS02

Sample Name	PFC 0.05ppb	**Injection Vial**	20002
Acquisition Date	5/1/2016 2:03:40 PM	**Injection Volume**	10
Acquisition Method	PFC_090315 schedule mrm.dam	**Sample Type**	Standard
Sample ID	15-OLC-02-45B	**Dilution Factor**	1.00

Results Summary

Analyte Name	Analyte RT (Expected)	IS Name	IS Area	Analyte Area	Exp Conc (ng/mL)	Calc. Conc (ng/mL)	Accuracy (%)	Mod?
Pfba 1	2.53 (2.53)	13c_pfba	2016340	32961	0.05	0.0960	192	No
Pfpea 1	5.00 (5.01)	13c_pfhxa	2966800	18772	0.05	0.0550	110	No
Pfbs 1	5.46 (5.48)	18o-pfhs	994245	34782	0.05	0.0580	115	No
Pfhxa 1	6.57 (6.57)	13c_pfhxa	2966800	35267	0.05	0.0680	136	No
Pfhpa 1	7.58 (7.56)	13c_pfhxa	2966800	33617	0.05	0.0560	113	No
Pfhxs 1	7.66 (7.66)	18o-pfhs	994245	42258	0.05	0.0750	151	No
Pfoa 1	8.32 (8.32)	13c-pfoa	2199178	15119	0.05	0.0650	129	No
Pfna 1	8.92 (8.91)	13c-pfna	2241222	30911	0.05	0.0760	153	No
Pfos 1	8.92 (8.91)	13c-pfos	1975696	20959	0.05	0.0570	114	No
Pfda 1	9.39 (9.39)	13c-pfda	1982768	23942	0.05	0.0650	129	No
Pfuna 1	9.81 (9.81)	13c-pfuna	399073	15066	0.05	0.0700	139	No
Pfds 1	9.80 (9.81)	13c-pfos	1975696	20711	0.05	0.0490	99	No
Pfdoa 1	10.20 (10.20)	13c-pfdoda	25805	15466	0.05	0.0550	109	No
Fosa 1	9.95 (9.94)	d5-NEtFOSA	451050	25306	0.05	0.0610	121	No
Pfteda 1	10.80 (10.80)	13c-pfdoda	25805	7384	0.05	0.0520	104	No
PFHpS 1	8.36 (8.34)	18o-pfhs	994245	2523	0.05	0.0570	114	No
NMeFOSE 1	10.80 (10.80)	d7-NMeFOSE	463799	5023	0.05	0.0490	98	No

MAY 12 2016

Analyte Name	Analyte RT (Expected)	IS Name	IS Area	Analyte Area	Exp Conc (ng/mL)	Calc. Conc (ng/mL)	Accuracy (%)	Mod?
NMeFOSA 1	10.80 (10.80)	d7-NMeFOSE	463799	3612	0.05	0.0650	129	No
NEtFOSE 1	11.00 (11.00)	d9-EtFOSE	627587	7520	0.05	0.0600	119	No
NEtFOSA 1	11.00 (11.00)	d5-NEtFOSA	451050	4536	0.05	0.0560	111	No
d9-EtFOSE 1	11.00 (11.00)	N_mefosa_d3	487042	627587	5.00	4.7420	95	No
d5-NEtFOSA 1	11.00 (11.00)	N_mefosa_d3	487042	451050	5.00	4.4890	90	No
d7-NMeFOSE 1	10.80 (10.80)	N_mefosa_d3	487042	463799	5.00	4.5360	91	No
13C_PFBA 1	2.52 (2.51)	N_mefosa_d3	487042	2016340	5.00	4.6330	93	No
13C_PFHXA 1	6.57 (6.57)	N_mefosa_d3	487042	2966800	5.00	4.7130	94	No
13C-PFOA 1	8.32 (8.30)	N_mefosa_d3	487042	2199178	5.00	4.8100	96	No
13C-PFNA 1	8.91 (8.90)	N_mefosa_d3	487042	2241222	5.00	4.5600	91	No
13C-PFOS 1	8.91 (8.91)	N_mefosa_d3	487042	1975696	5.00	4.6570	93	No
13C-PFDA 1	9.39 (9.40)	N_mefosa_d3	487042	1982768	5.00	4.8630	97	No
13C-PFUNA 1	9.81 (9.82)	N_mefosa_d3	487042	399073	5.00	4.8720	97	No
18O-PFHxS 1	7.66 (7.66)	N_mefosa_d3	487042	994245	5.00	4.7090	94	No
13C-PFDoA 1	10.20 (10.20)	N_mefosa_d3	487042	25865	5.00	5.0090	100	No
PFTrDA 1	10.50 (10.50)	13c-pfdoda	25805	17031	0.05	0.0580	116	No
6_2-FTS 1	8.27 (8.26)	13C2-6_2-FTS	29017	6679	0.05	0.0690	138	No
8_2-FTS 1	9.37 (9.39)	13C2-6_2-FTS	29017	6510	0.05	0.0340	68	No
13C2-6_2-FTS 1	8.27 (8.26)	N_mefosa_d3	487042	29017	5.00	4.4990	90	No

IRC Summary

Analyte Peak Name	RT (Expected)	Area	Modified?	Calculated Ion Ratio (Expected Value)
Pfba 2	2.52 (2.53)	33836	No	1.03
Pfpea 2	4.99 (5.01)	19323	No	1.03
Pfbs 2	5.46 (5.47)	13498	No	0.39
Pfhxa 2	6.57 (6.57)	3411	No	0.10
Pfhpa 2	7.58 (7.56)	13726	No	0.41
Pfhxs 2	7.67 (7.66)	15971	No	0.38
Pfoa 2	8.32 (8.32)	31844	No	2.11
Pfna 2	8.91 (8.91)	7438	No	0.24
Pfos 2	8.90 (8.91)	6652	No	0.32
Pfda 2	9.39 (9.39)	4161	No	0.17
Pfuna 2	9.83 (9.81)	5032	No	0.33
Pfds 2	9.80 (9.81)	7766	No	0.37
Pfdoa 2	10.20 (10.20)	4372	No	0.28
Fosa 2	0.00 (9.94)	0	No	0.00
Pfteda 2	10.80 (10.80)	1715	No	0.23
PFHpS 2	8.35 (8.34)	1009	No	0.40
NMeFOSE 2	0.00 (10.80)	0	No	0.00
NMeFOSA 2	10.80 (10.80)	3103	No	0.86
NEtFOSE 2	0.00 (11.00)	0	No	0.00
NEtFOSA 2	11.00 (11.00)	3372	No	0.74
PFTrDA 2	10.50 (10.50)	4420	No	0.26
6_2-FTS 2	8.27 (8.27)	8267	No	1.24
8_2-FTS 2	9.38 (9.39)	301	No	0.05

Quantitative Peak Review **PFC 0.05ppb 15-OLC-02-45B**

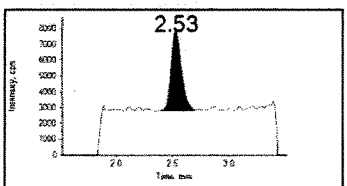

Pfba 1
213.000/169.000 Da
□ Baseline □ Missed
□ Wrong Peak

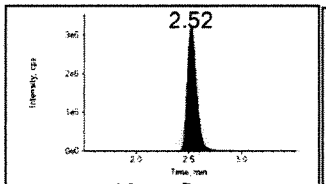

13c_pfba
217.000/172.000 Da
□ Baseline □ Missed
□ Wrong Peak

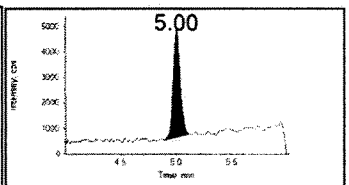

Pfpea 1
263.000/219.000 Da
□ Baseline □ Missed
□ Wrong Peak

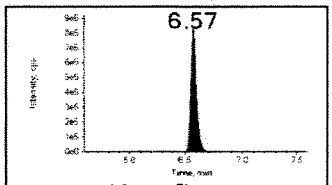

13c_pfhxa
315.000/270.000 Da
□ Baseline □ Missed
□ Wrong Peak

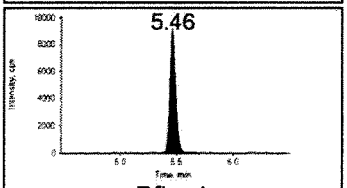

Pfbs 1
299.000/80.000 Da
□ Baseline □ Missed
□ Wrong Peak

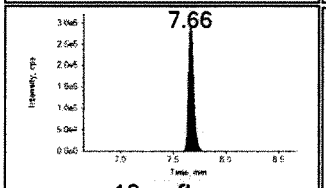

18o-pfhs
403.000/103.000 Da
□ Baseline □ Missed
□ Wrong Peak

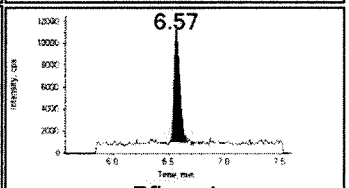

Pfhxa 1
313.000/269.000 Da
□ Baseline □ Missed
□ Wrong Peak

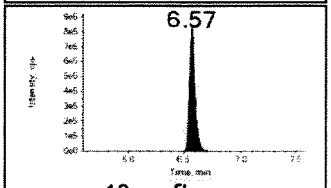

13c_pfhxa
315.000/270.000 Da
□ Baseline □ Missed
□ Wrong Peak

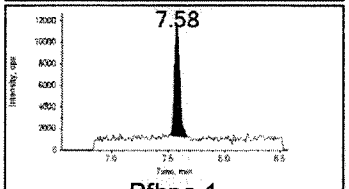

Pfhpa 1
363.000/319.000 Da
□ Baseline □ Missed
□ Wrong Peak

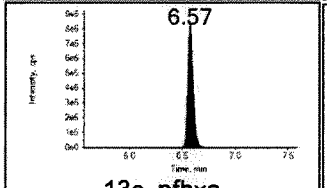

13c_pfhxa
315.000/270.000 Da
□ Baseline □ Missed
□ Wrong Peak

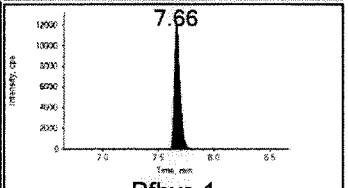

Pfhxs 1
399.000/80.000 Da
□ Baseline □ Missed
□ Wrong Peak

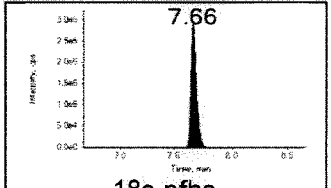

18o-pfhs
403.000/103.000 Da
□ Baseline □ Missed
□ Wrong Peak

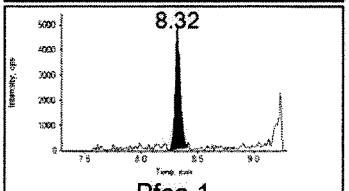

Pfoa 1
413.000/169.000 Da
□ Baseline □ Missed
□ Wrong Peak

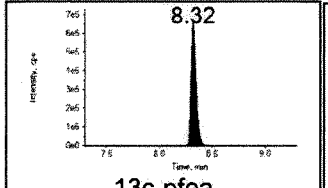

13c-pfoa
417.000/372.000 Da
□ Baseline □ Missed
□ Wrong Peak

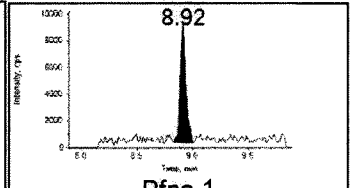

Pfna 1
463.000/419.000 Da
□ Baseline □ Missed
□ Wrong Peak

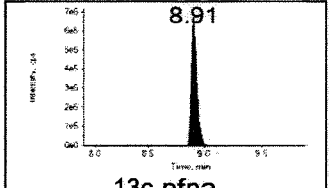

13c-pfna
468.000/423.000 Da
□ Baseline □ Missed
□ Wrong Peak

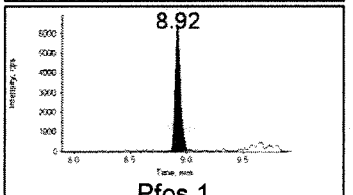

Pfos 1
499.000/80.000 Da
□ Baseline □ Missed
□ Wrong Peak

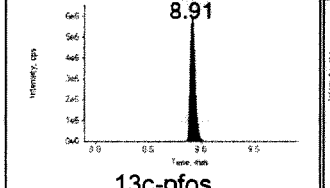

13c-pfos
503.000/80.000 Da
□ Baseline □ Missed
□ Wrong Peak

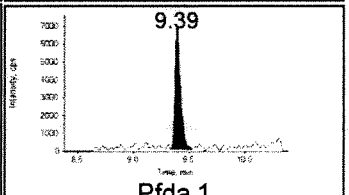

Pfda 1
513.000/469.000 Da
□ Baseline □ Missed
□ Wrong Peak

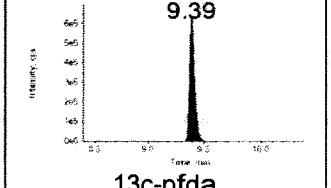

13c-pfda
515.000/470.000 Da
□ Baseline □ Missed
□ Wrong Peak

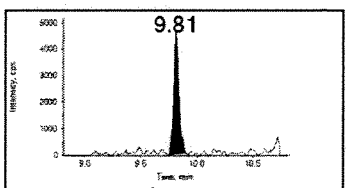

Pfuna 1
563.000/519.000 Da
□ Baseline □ Missed
□ Wrong Peak

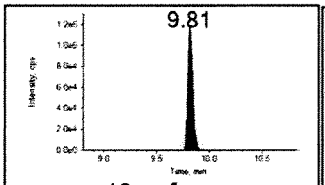

13c-pfuna
565.000/520.000 Da
□ Baseline □ Missed
□ Wrong Peak

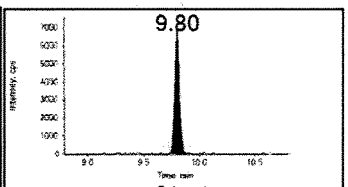

Pfds 1
599.000/80.000 Da
□ Baseline □ Missed
□ Wrong Peak

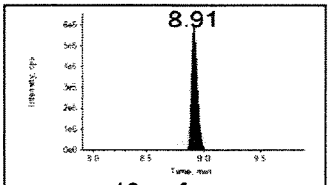

13c-pfos
503.000/80.000 Da
□ Baseline □ Missed
□ Wrong Peak

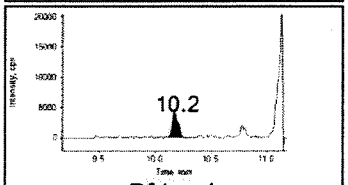

Pfdoa 1
613.000/569.000 Da
□ Baseline □ Missed
□ Wrong Peak

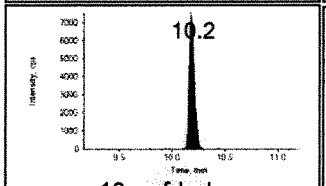

13c-pfdoda
615.000/570.000 Da
□ Baseline □ Missed
□ Wrong Peak

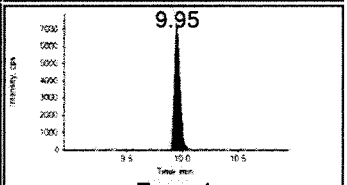

Fosa 1
498.000/78.000 Da
□ Baseline □ Missed
□ Wrong Peak

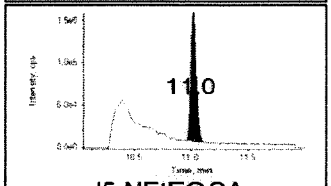

d5-NEtFOSA
531.000/169.000 Da
□ Baseline □ Missed
□ Wrong Peak

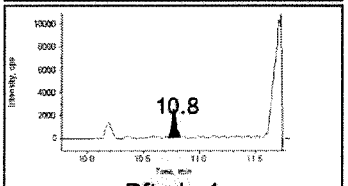

Pfteda 1
713.000/669.000 Da
□ Baseline □ Missed
□ Wrong Peak

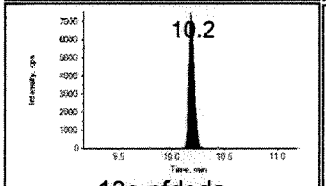

13c-pfdoda
615.000/570.000 Da
□ Baseline □ Missed
□ Wrong Peak

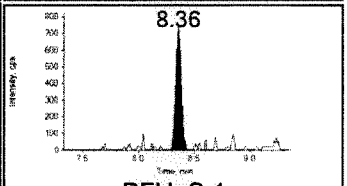

PFHpS 1
449.400/80.000 Da
□ Baseline □ Missed
□ Wrong Peak

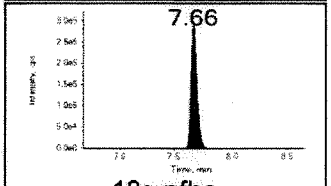

18o-pfhs
403.000/103.000 Da
□ Baseline □ Missed
□ Wrong Peak

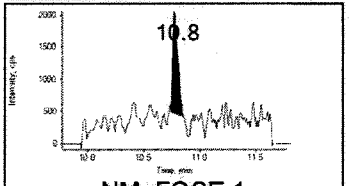

NMeFOSE 1
616.200/58.800 Da
□ Baseline □ Missed
□ Wrong Peak

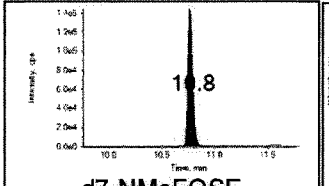

d7-NMeFOSE
623.000/59.000 Da
□ Baseline □ Missed
□ Wrong Peak

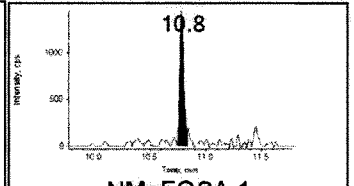

NMeFOSA 1
512.200/169.300 Da
□ Baseline □ Missed
□ Wrong Peak

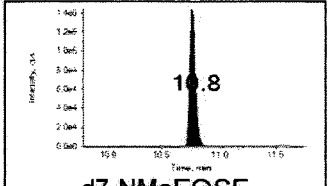

d7-NMeFOSE
623.000/59.000 Da
□ Baseline □ Missed
□ Wrong Peak

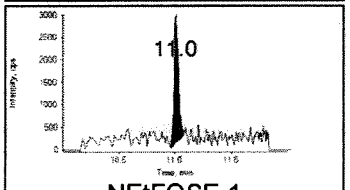

NEtFOSE 1
630.200/59.000 Da
□ Baseline □ Missed
□ Wrong Peak

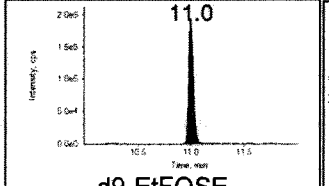

d9-EtFOSE
639.000/59.000 Da
□ Baseline □ Missed
□ Wrong Peak

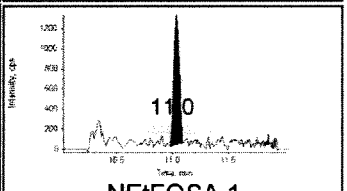

NEtFOSA 1
526.200/169.000 Da
□ Baseline □ Missed
□ Wrong Peak

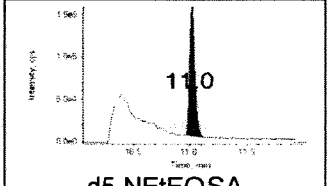

d5-NEtFOSA
531.000/169.000 Da
□ Baseline □ Missed
□ Wrong Peak

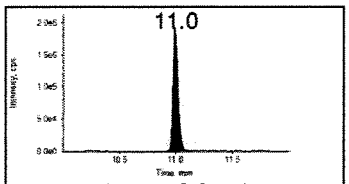

d9-EtFOSE 1
639.000/59.000 Da
□ Baseline □ Missed
□ Wrong Peak

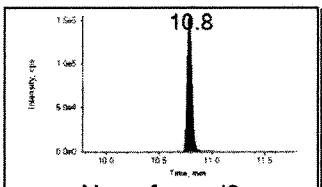

N_mefosa_d3
515.000/169.000 Da
□ Baseline □ Missed
□ Wrong Peak

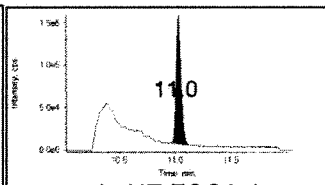

d5-NEtFOSA 1
531.000/169.000 Da
□ Baseline □ Missed
□ Wrong Peak

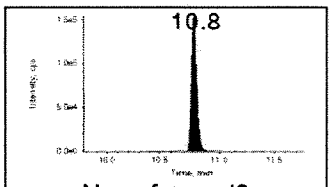

N_mefosa_d3
515.000/169.000 Da
□ Baseline □ Missed
□ Wrong Peak

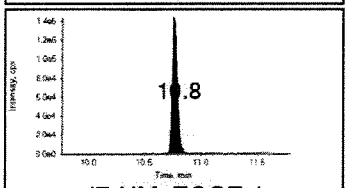

d7-NMeFOSE 1
623.000/59.000 Da
□ Baseline □ Missed
□ Wrong Peak

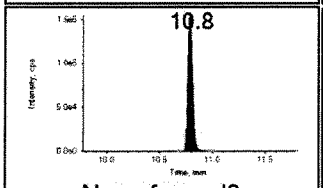

N_mefosa_d3
515.000/169.000 Da
□ Baseline □ Missed
□ Wrong Peak

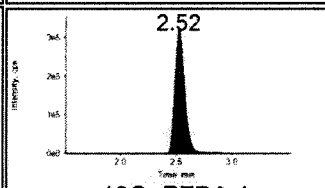

13C_PFBA 1
217.000/172.000 Da
□ Baseline □ Missed
□ Wrong Peak

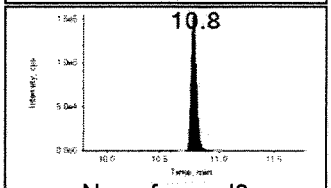

N_mefosa_d3
515.000/169.000 Da
□ Baseline □ Missed
□ Wrong Peak

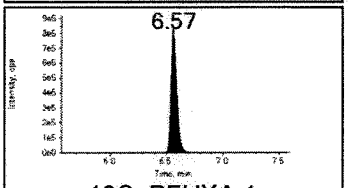

13C_PFHXA 1
315.000/270.000 Da
□ Baseline □ Missed
□ Wrong Peak

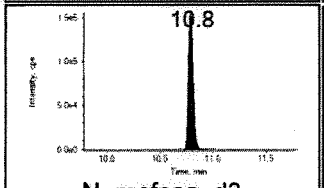

N_mefosa_d3
515.000/169.000 Da
□ Baseline □ Missed
□ Wrong Peak

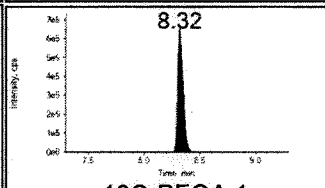

13C-PFOA 1
417.000/372.000 Da
□ Baseline □ Missed
□ Wrong Peak

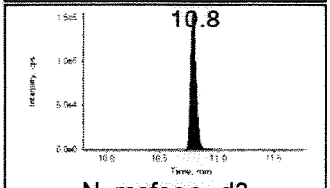

N_mefosa_d3
515.000/169.000 Da
□ Baseline □ Missed
□ Wrong Peak

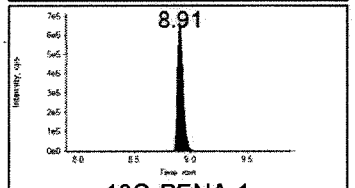

13C-PFNA 1
468.000/423.000 Da
□ Baseline □ Missed
□ Wrong Peak

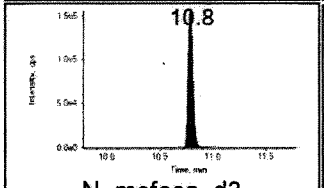

N_mefosa_d3
515.000/169.000 Da
□ Baseline □ Missed
□ Wrong Peak

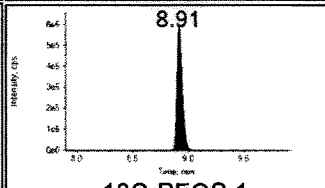

13C-PFOS 1
503.000/80.000 Da
□ Baseline □ Missed
□ Wrong Peak

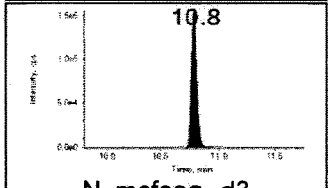

N_mefosa_d3
515.000/169.000 Da
□ Baseline □ Missed
□ Wrong Peak

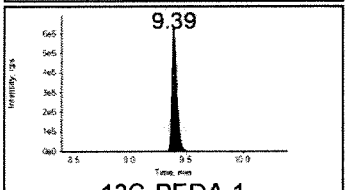

13C-PFDA 1
515.000/470.000 Da
□ Baseline □ Missed
□ Wrong Peak

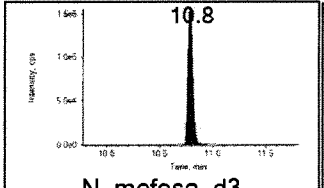

N_mefosa_d3
515.000/169.000 Da
□ Baseline □ Missed
□ Wrong Peak

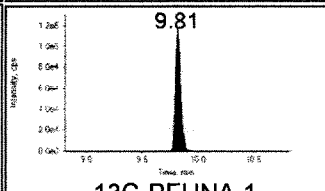

13C-PFUNA 1
565.000/520.000 Da
□ Baseline □ Missed
□ Wrong Peak

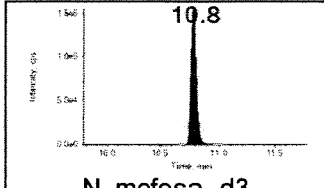

N_mefosa_d3
515.000/169.000 Da
□ Baseline □ Missed
□ Wrong Peak

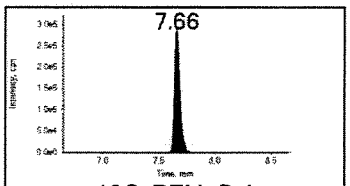

18O-PFHxS 1
403.000/103.000 Da
□ Baseline □ Missed
□ Wrong Peak

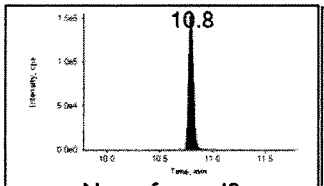

N_mefosa_d3
515.000/169.000 Da
□ Baseline □ Missed
□ Wrong Peak

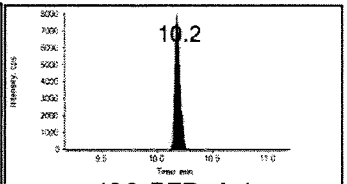

13C-PFDoA 1
615.000/570.000 Da
□ Baseline □ Missed
□ Wrong Peak

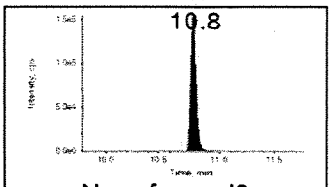

N_mefosa_d3
515.000/169.000 Da
□ Baseline □ Missed
□ Wrong Peak

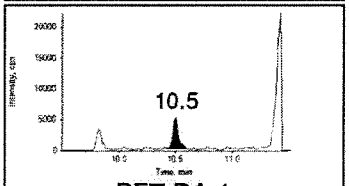

PFTrDA 1
663.000/619.000 Da
□ Baseline □ Missed
□ Wrong Peak

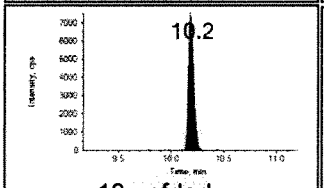

13c-pfdoda
615.000/570.000 Da
□ Baseline □ Missed
□ Wrong Peak

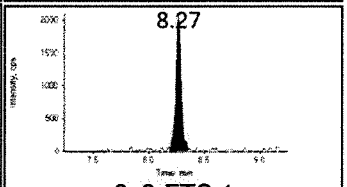

6_2-FTS 1
427.000/407.000 Da
□ Baseline □ Missed
□ Wrong Peak

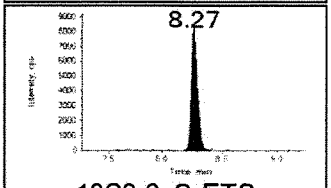

13C2-6_2-FTS
429.500/409.000 Da
□ Baseline □ Missed
□ Wrong Peak

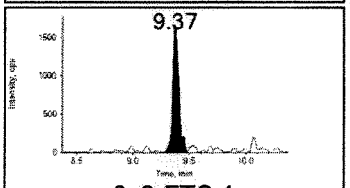

8_2-FTS 1
527.200/507.100 Da
□ Baseline □ Missed
□ Wrong Peak

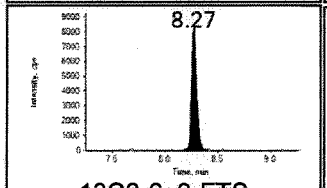

13C2-6_2-FTS
429.500/409.000 Da
□ Baseline □ Missed
□ Wrong Peak

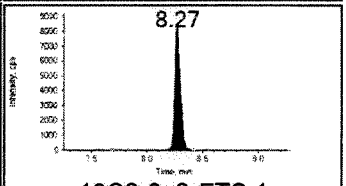

13C2-6_2-FTS 1
429.500/409.000 Da
□ Baseline □ Missed
□ Wrong Peak

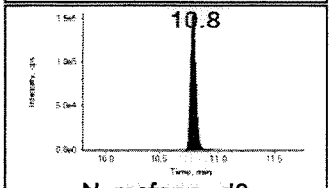

N_mefosa_d3
515.000/169.000 Da
□ Baseline □ Missed
□ Wrong Peak

Ion Ratio Confirmation

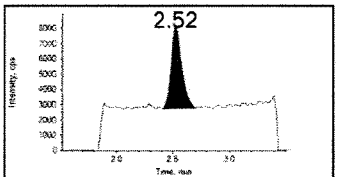

Pfba 2
Mod?
□ Baseline □ Missed
□ Wrong Peak

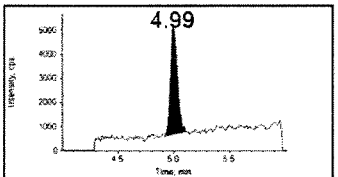

Pfpea 2
Mod?
□ Baseline □ Missed
□ Wrong Peak

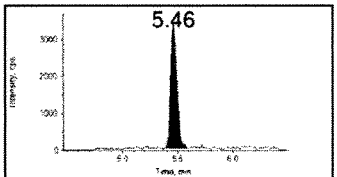

Pfbs 2
Mod?
□ Baseline □ Missed
□ Wrong Peak

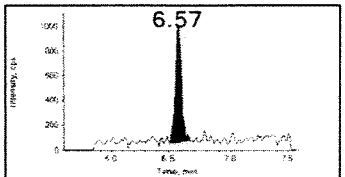

Pfhxa 2
Mod?
□ Baseline □ Missed
□ Wrong Peak

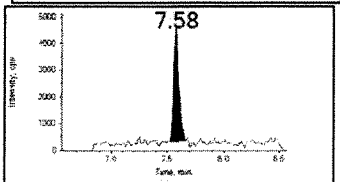

Pfhpa 2
Mod?
□ Baseline □ Missed
□ Wrong Peak

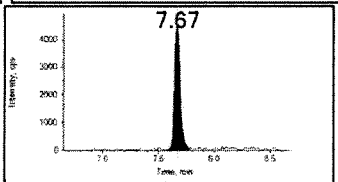

Pfhxs 2
Mod?
□ Baseline □ Missed
□ Wrong Peak

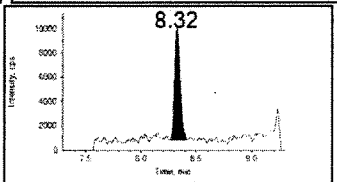

Pfoa 2
Mod?
□ Baseline □ Missed
□ Wrong Peak

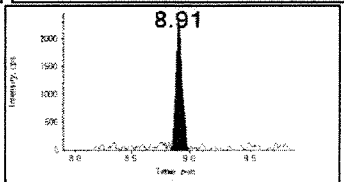

Pfna 2
Mod?
□ Baseline □ Missed
□ Wrong Peak

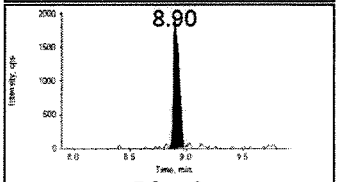

Pfos 2
Mod?
□ Baseline □ Missed
□ Wrong Peak

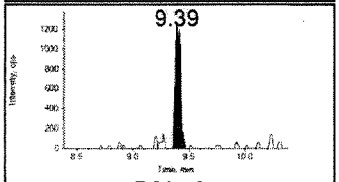

Pfda 2
Mod?
□ Baseline □ Missed
□ Wrong Peak

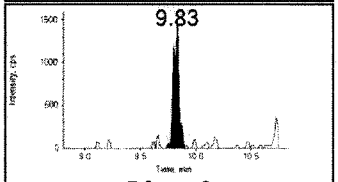

Pfuna 2
Mod?
□ Baseline □ Missed
□ Wrong Peak

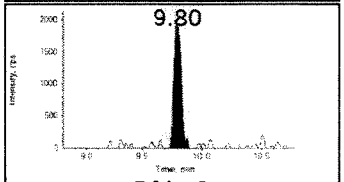

Pfds 2
Mod?
□ Baseline □ Missed
□ Wrong Peak

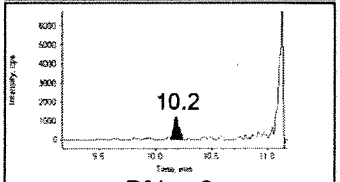

Pfdoa 2
Mod?
□ Baseline □ Missed
□ Wrong Peak

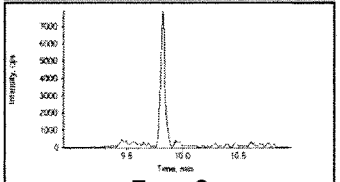

Fosa 2
Mod?
□ Baseline □ Missed
□ Wrong Peak

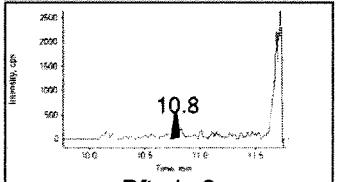

Pfteda 2
Mod?
□ Baseline □ Missed
□ Wrong Peak

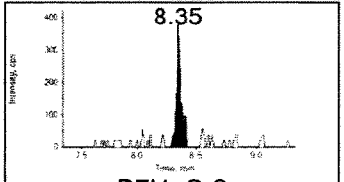

PFHpS 2
Mod?
□ Baseline □ Missed
□ Wrong Peak

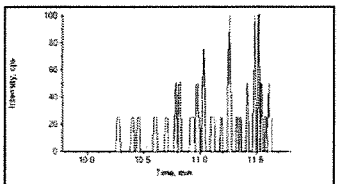

NMeFOSE 2
Mod?
□ Baseline □ Missed
□ Wrong Peak

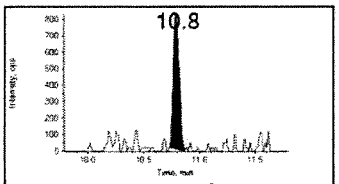

NMeFOSA 2
Mod?
□ Baseline □ Missed
□ Wrong Peak

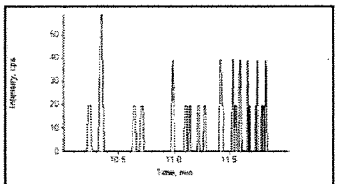

NEtFOSE 2
Mod?
□ Baseline □ Missed
□ Wrong Peak

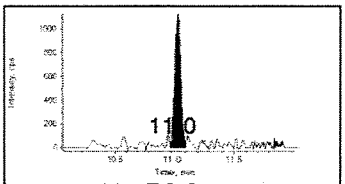

NEtFOSA 2
Mod?
□ Baseline □ Missed
□ Wrong Peak

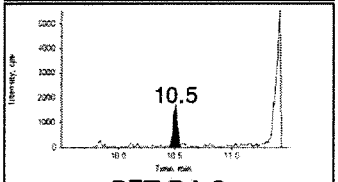

PFTrDA 2
Mod?
□ Baseline □ Missed
□ Wrong Peak

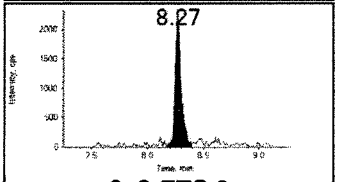

6_2-FTS 2
Mod?
□ Baseline □ Missed
□ Wrong Peak

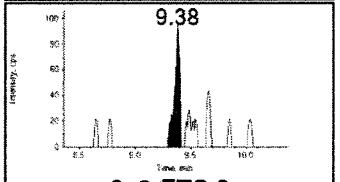

8_2-FTS 2
Mod?
□ Baseline □ Missed
□ Wrong Peak

Project	Ewan's Projects\PFCs	**Result Table**	050116.rdb
Data File	050116\1010.wiff	**Algorithm Used**	MQL
Acquisition Method	PFC_090315 schedule mrm.dam	**Instrument Name**	LCMS02

Sample Name	PFC 0.1ppb	**Injection Vial**	20003
Acquisition Date	5/1/2016 2:21:30 PM	**Injection Volume**	10
Acquisition Method	PFC_090315 schedule mrm.dam	**Sample Type**	Standard
Sample ID	15-OLC-02-45C	**Dilution Factor**	1.00

Results Summary

Analyte Name	Analyte RT (Expected)	IS Name	IS Area	Analyte Area	Exp Conc (ng/mL)	Calc. Conc (ng/mL)	Accuracy (%)	Mod?
Pfba 1	2.53 (2.54)	13c_pfba	2066225	52292	0.10	0.1490	149	No
Pfpea 1	4.99 (5.00)	13c_pfhxa	3006600	37039	0.10	0.1070	107	No
Pfbs 1	5.45 (5.46)	18o-pfhs	998322	64488	0.10	0.1060	106	No
Pfhxa 1	6.56 (6.56)	13c_pfhxa	3006600	61532	0.10	0.1170	117	No
Pfhpa 1	7.55 (7.55)	13c_pfhxa	3006600	71964	0.10	0.1190	119	No
Pfhxs 1	7.65 (7.64)	18o-pfhs	998322	70981	0.10	0.1260	126	No
Pfoa 1	8.29 (8.29)	13c-pfoa	2205755	26151	0.10	0.1110	111	No
Pfna 1	8.88 (8.88)	13c-pfna	2430082	52335	0.10	0.1190	119	No
Pfos 1	8.90 (8.89)	13c-pfos	2036250	42948	0.10	0.1130	113	No
Pfda 1	9.38 (9.36)	13c-pfda	1919069	39168	0.10	0.1090	109	No
Pfuna 1	9.80 (9.80)	13c-pfuna	399306	28048	0.10	0.1300	130	No
Pfds 1	9.78 (9.78)	13c-pfos	2036250	44676	0.10	0.1030	103	No
Pfdoa 1	10.20 (10.20)	13c-pfdoda	23846	29217	0.10	0.1120	112	No
Fosa 1	9.93 (9.93)	d5-NEtFOSA	476886	50073	0.10	0.1140	114	No
Pfteda 1	10.80 (10.80)	13c-pfdoda	23846	13571	0.10	0.1040	104	No
PFHpS 1	8.33 (8.32)	18o-pfhs	998322	4879	0.10	0.1100	110	No
NMeFOSE 1	10.80 (10.80)	d7-NMeFOSE	481706	12442	0.10	0.1170	117	No

MAY 12 2016

Analyte Name	Analyte RT (Expected)	IS Name	IS Area	Analyte Area	Exp Conc (ng/mL)	Calc. Conc (ng/mL)	Accuracy (%)	Mod?
NMeFOSA 1	10.80 (10.80)	d7-NMeFOSE	481706	5727	0.10	0.0980	99	No
NEtFOSE 1	11.00 (11.00)	d9-EtFOSE	595446	13095	0.10	0.1090	109	No
NEtFOSA 1	11.00 (11.00)	d5-NEtFOSA	476886	9245	0.10	0.1070	107	No
d9-EtFOSE 1	11.00 (11.00)	N_mefosa_d3	448071	595446	5.00	4.8900	98	No
d5-NEtFOSA 1	11.00 (11.00)	N_mefosa_d3	448071	476886	5.00	5.1590	103	No
d7-NMeFOSE 1	10.80 (10.80)	N_mefosa_d3	448071	481706	5.00	5.1210	102	No
13C_PFBA 1	2.52 (2.51)	N_mefosa_d3	448071	2066225	5.00	5.1600	103	No
13C_PFHXA 1	6.56 (6.57)	N_mefosa_d3	448071	3006600	5.00	5.1910	104	No
13C-PFOA 1	8.29 (8.30)	N_mefosa_d3	448071	2205755	5.00	5.2440	105	No
13C-PFNA 1	8.88 (8.89)	N_mefosa_d3	448071	2430082	5.00	5.3740	107	No
13C-PFOS 1	8.89 (8.90)	N_mefosa_d3	448071	2036250	5.00	5.2170	104	No
13C-PFDA 1	9.37 (9.39)	N_mefosa_d3	448071	1919069	5.00	5.1160	102	No
13C-PFUNA 1	9.80 (9.81)	N_mefosa_d3	448071	399306	5.00	5.2980	106	No
18O-PFHxS 1	7.64 (7.65)	N_mefosa_d3	448071	998322	5.00	5.1400	103	No
13C-PFDoA 1	10.20 (10.20)	N_mefosa_d3	448071	23881	5.00	5.0270	101	No
PFTrDA 1	10.50 (10.50)	13c-pfdoda	23846	32187	0.10	0.1180	118	No
6_2-FTS 1	8.24 (8.23)	13C2-6_2-FTS	26717	10213	0.10	0.1150	115	No
8_2-FTS 1	9.36 (9.36)	13C2-6_2-FTS	26717	13468	0.10	0.1220	122	No
13C2-6_2-FTS 1	8.24 (8.25)	N_mefosa_d3	448071	26717	5.00	4.5030	90	No

IRC Summary

Analyte Peak Name	RT (Expected)	Area	Modified?	Calculated Ion Ratio (Expected Value)
Pfba 2	2.53 (2.53)	47440	No	0.91
Pfpea 2	4.99 (5.00)	35711	No	0.96
Pfbs 2	5.45 (5.46)	25711	No	0.40
Pfhxa 2	6.56 (6.56)	5752	No	0.09
Pfhpa 2	7.55 (7.55)	26491	No	0.37
Pfhxs 2	7.64 (7.64)	27936	No	0.39
Pfoa 2	8.29 (8.29)	49969	No	1.91
Pfna 2	8.88 (8.88)	13903	No	0.27
Pfos 2	8.90 (8.89)	12007	No	0.28
Pfda 2	9.38 (9.36)	8805	No	0.22
Pfuna 2	9.79 (9.80)	9321	No	0.33
Pfds 2	9.78 (9.78)	13790	No	0.31
Pfdoa 2	10.20 (10.20)	9261	No	0.32
Fosa 2	0.00 (9.93)	0	No	0.00
Pfteda 2	10.80 (10.80)	3785	No	0.28
PFHpS 2	8.33 (8.32)	1632	No	0.33
NMeFOSE 2	0.00 (10.80)	0	No	0.00
NMeFOSA 2	10.80 (10.80)	6129	No	1.07
NEtFOSE 2	0.00 (11.00)	0	No	0.00
NEtFOSA 2	11.00 (11.00)	5886	No	0.64
PFTrDA 2	10.50 (10.50)	7343	No	0.23
6_2-FTS 2	8.24 (8.24)	14504	No	1.42
8_2-FTS 2	9.36 (9.35)	1111	No	0.08

Quantitative Peak Review **PFC 0.1ppb 15-OLC-02-45C**

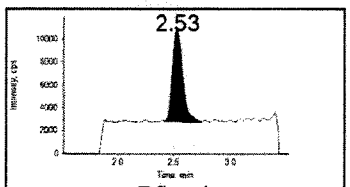

Pfba 1
213.000/169.000 Da
□ Baseline □ Missed
□ Wrong Peak

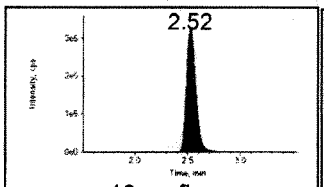

13c_pfba
217.000/172.000 Da
□ Baseline □ Missed
□ Wrong Peak

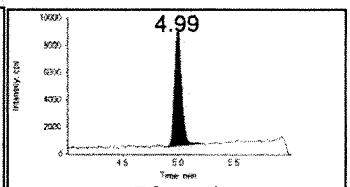

Pfpea 1
263.000/219.000 Da
□ Baseline □ Missed
□ Wrong Peak

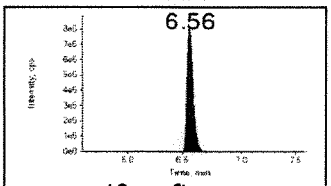

13c_pfhxa
315.000/270.000 Da
□ Baseline □ Missed
□ Wrong Peak

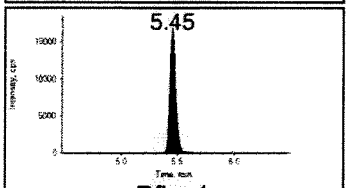

Pfbs 1
299.000/80.000 Da
□ Baseline □ Missed
□ Wrong Peak

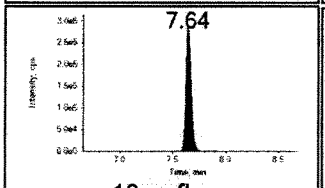

18o-pfhs
403.000/103.000 Da
□ Baseline □ Missed
□ Wrong Peak

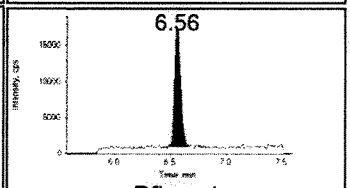

Pfhxa 1
313.000/269.000 Da
□ Baseline □ Missed
□ Wrong Peak

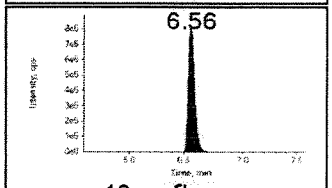

13c_pfhxa
315.000/270.000 Da
□ Baseline □ Missed
□ Wrong Peak

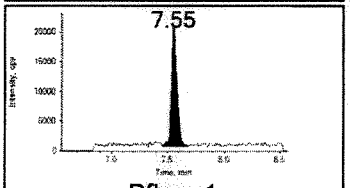

Pfhpa 1
363.000/319.000 Da
□ Baseline □ Missed
□ Wrong Peak

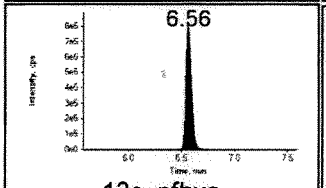

13c_pfhxa
315.000/270.000 Da
□ Baseline □ Missed
□ Wrong Peak

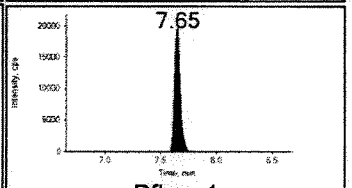

Pfhxs 1
399.000/80.000 Da
□ Baseline □ Missed
□ Wrong Peak

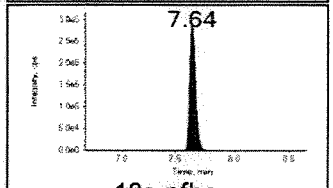

18o-pfhs
403.000/103.000 Da
□ Baseline □ Missed
□ Wrong Peak

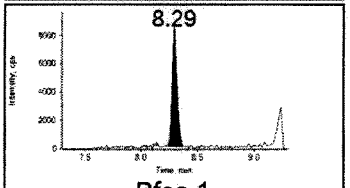

Pfoa 1
413.000/169.000 Da
□ Baseline □ Missed
□ Wrong Peak

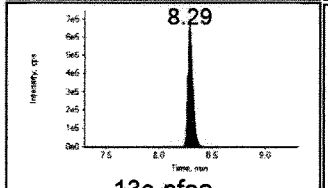

13c-pfoa
417.000/372.000 Da
□ Baseline □ Missed
□ Wrong Peak

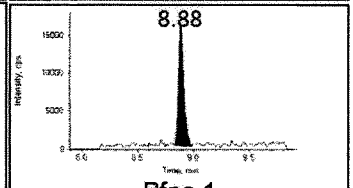

Pfna 1
463.000/419.000 Da
□ Baseline □ Missed
□ Wrong Peak

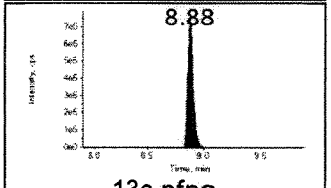

13c-pfna
468.000/423.000 Da
□ Baseline □ Missed
□ Wrong Peak

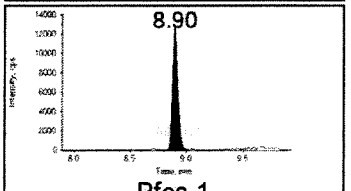

Pfos 1
499.000/80.000 Da
□ Baseline □ Missed
□ Wrong Peak

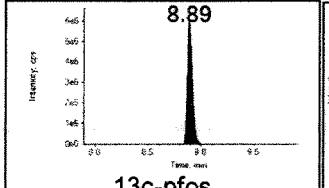

13c-pfos
503.000/80.000 Da
□ Baseline □ Missed
□ Wrong Peak

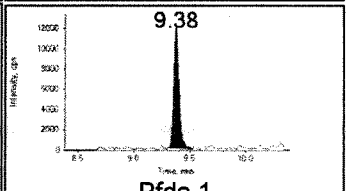

Pfda 1
513.000/469.000 Da
□ Baseline □ Missed
□ Wrong Peak

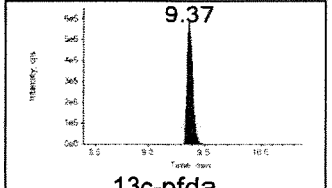

13c-pfda
515.000/470.000 Da
□ Baseline □ Missed
□ Wrong Peak

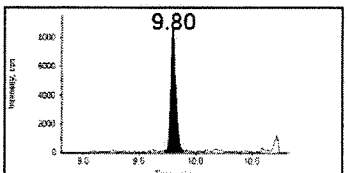

Pfuna 1
563.000/519.000 Da
□ Baseline □ Missed
□ Wrong Peak

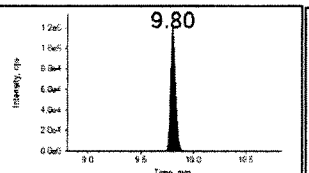

13c-pfuna
565.000/520.000 Da
□ Baseline □ Missed
□ Wrong Peak

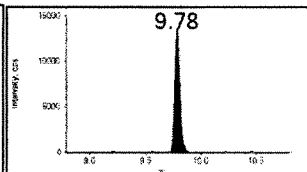

Pfds 1
599.000/80.000 Da
□ Baseline □ Missed
□ Wrong Peak

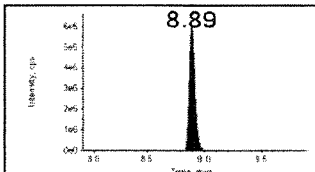

13c-pfos
503.000/80.000 Da
□ Baseline □ Missed
□ Wrong Peak

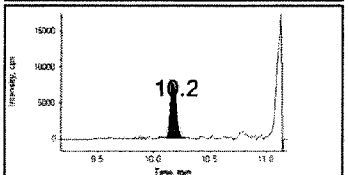

Pfdoa 1
613.000/569.000 Da
□ Baseline □ Missed
□ Wrong Peak

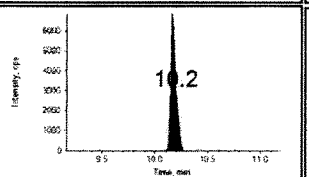

13c-pfdoda
615.000/570.000 Da
□ Baseline □ Missed
□ Wrong Peak

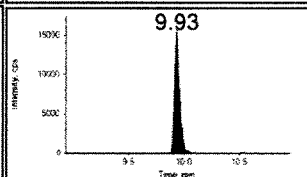

Fosa 1
498.000/78.000 Da
□ Baseline □ Missed
□ Wrong Peak

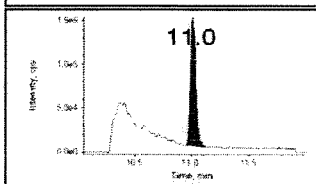

d5-NEtFOSA
531.000/169.000 Da
□ Baseline □ Missed
□ Wrong Peak

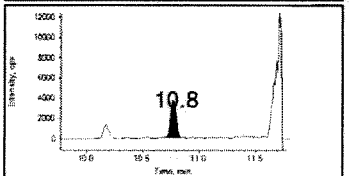

Pfteda 1
713.000/669.000 Da
□ Baseline □ Missed
□ Wrong Peak

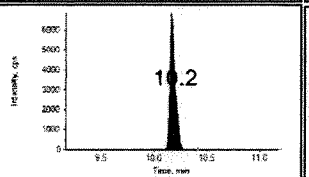

13c-pfdoda
615.000/570.000 Da
□ Baseline □ Missed
□ Wrong Peak

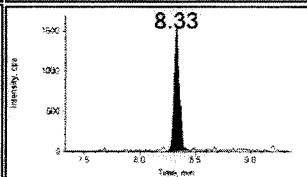

PFHpS 1
449.400/80.000 Da
□ Baseline □ Missed
□ Wrong Peak

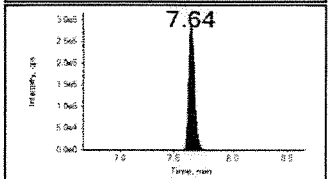

18o-pfhs
403.000/103.000 Da
□ Baseline □ Missed
□ Wrong Peak

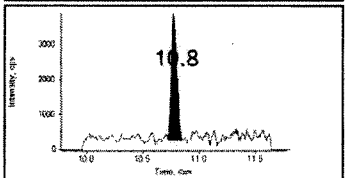

NMeFOSE 1
616.200/58.800 Da
□ Baseline □ Missed
□ Wrong Peak

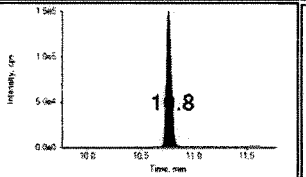

d7-NMeFOSE
623.000/59.000 Da
□ Baseline □ Missed
□ Wrong Peak

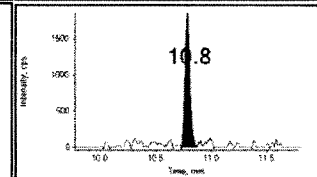

NMeFOSA 1
512.200/169.300 Da
□ Baseline □ Missed
□ Wrong Peak

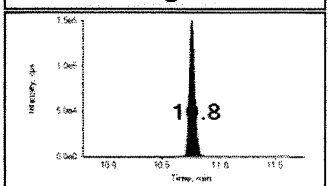

d7-NMeFOSE
623.000/59.000 Da
□ Baseline □ Missed
□ Wrong Peak

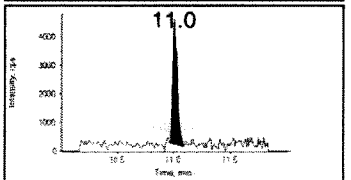

NEtFOSE 1
630.200/59.000 Da
□ Baseline □ Missed
□ Wrong Peak

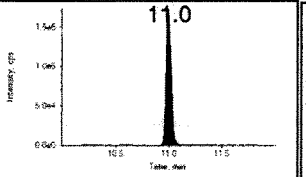

d9-EtFOSE
639.000/59.000 Da
□ Baseline □ Missed
□ Wrong Peak

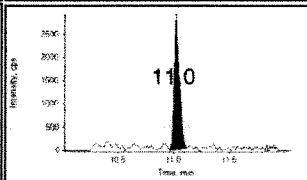

NEtFOSA 1
526.200/169.000 Da
□ Baseline □ Missed
□ Wrong Peak

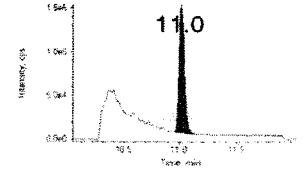

d5-NEtFOSA
531.000/169.000 Da
□ Baseline □ Missed
□ Wrong Peak

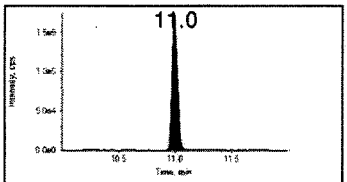

d9-EtFOSE 1
639.000/59.000 Da
□ Baseline □ Missed
□ Wrong Peak

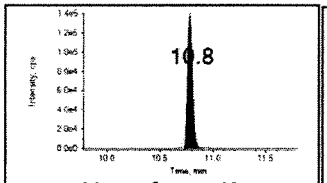

N_mefosa_d3
515.000/169.000 Da
□ Baseline □ Missed
□ Wrong Peak

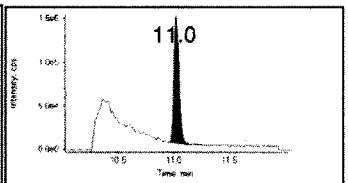

d5-NEtFOSA 1
531.000/169.000 Da
□ Baseline □ Missed
□ Wrong Peak

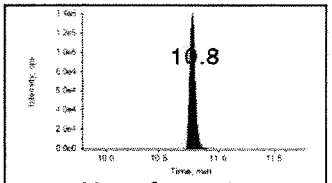

N_mefosa_d3
515.000/169.000 Da
□ Baseline □ Missed
□ Wrong Peak

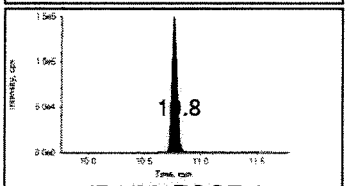

d7-NMeFOSE 1
623.000/59.000 Da
□ Baseline □ Missed
□ Wrong Peak

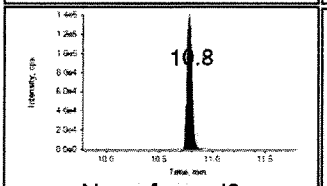

N_mefosa_d3
515.000/169.000 Da
□ Baseline □ Missed
□ Wrong Peak

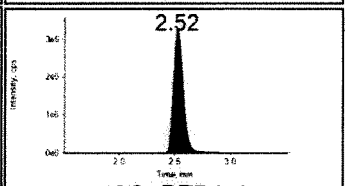

13C_PFBA 1
217.000/172.000 Da
□ Baseline □ Missed
□ Wrong Peak

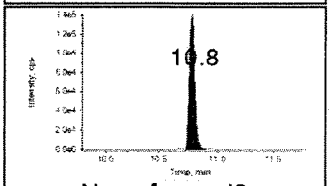

N_mefosa_d3
515.000/169.000 Da
□ Baseline □ Missed
□ Wrong Peak

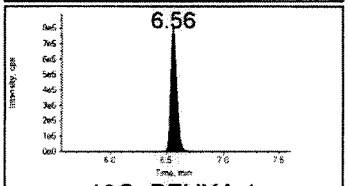

13C_PFHXA 1
315.000/270.000 Da
□ Baseline □ Missed
□ Wrong Peak

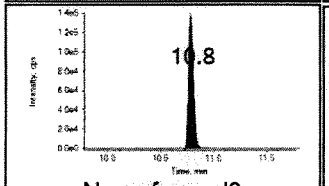

N_mefosa_d3
515.000/169.000 Da
□ Baseline □ Missed
□ Wrong Peak

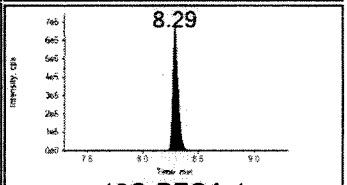

13C-PFOA 1
417.000/372.000 Da
□ Baseline □ Missed
□ Wrong Peak

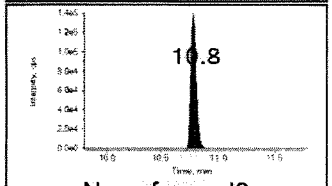

N_mefosa_d3
515.000/169.000 Da
□ Baseline □ Missed
□ Wrong Peak

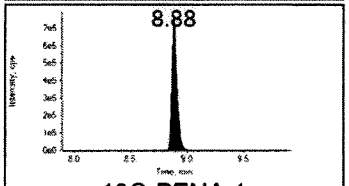

13C-PFNA 1
468.000/423.000 Da
□ Baseline □ Missed
□ Wrong Peak

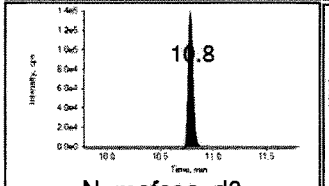

N_mefosa_d3
515.000/169.000 Da
□ Baseline □ Missed
□ Wrong Peak

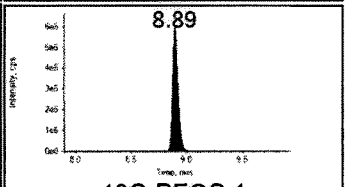

13C-PFOS 1
503.000/80.000 Da
□ Baseline □ Missed
□ Wrong Peak

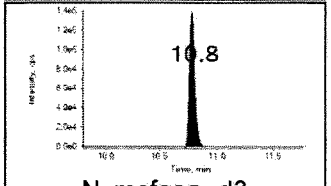

N_mefosa_d3
515.000/169.000 Da
□ Baseline □ Missed
□ Wrong Peak

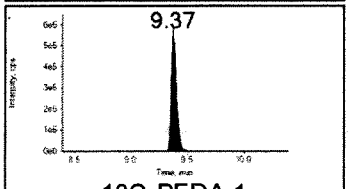

13C-PFDA 1
515.000/470.000 Da
□ Baseline □ Missed
□ Wrong Peak

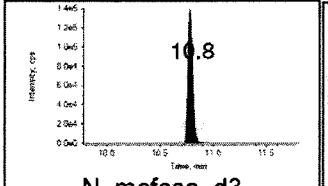

N_mefosa_d3
515.000/169.000 Da
□ Baseline □ Missed
□ Wrong Peak

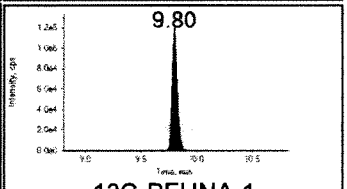

13C-PFUNA 1
565.000/520.000 Da
□ Baseline □ Missed
□ Wrong Peak

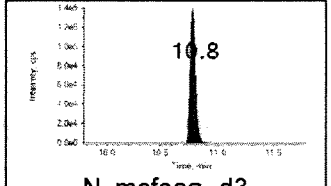

N_mefosa_d3
515.000/169.000 Da
□ Baseline □ Missed
□ Wrong Peak

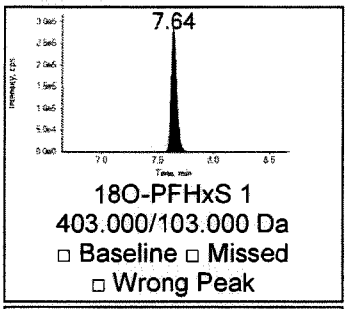

18O-PFHxS 1
403.000/103.000 Da
□ Baseline □ Missed
□ Wrong Peak

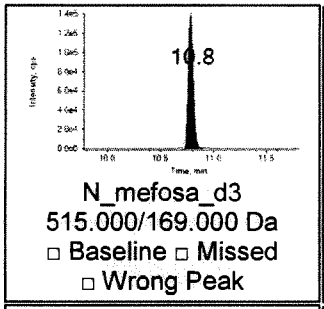

N_mefosa_d3
515.000/169.000 Da
□ Baseline □ Missed
□ Wrong Peak

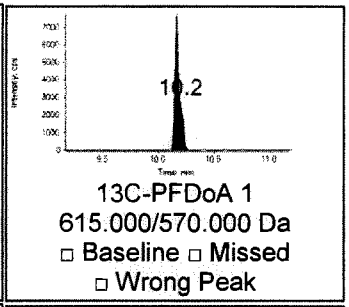

13C-PFDoA 1
615.000/570.000 Da
□ Baseline □ Missed
□ Wrong Peak

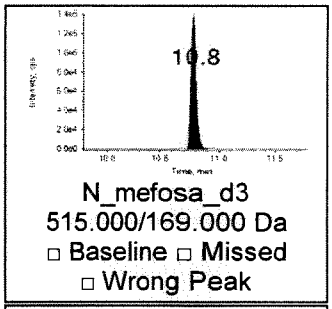

N_mefosa_d3
515.000/169.000 Da
□ Baseline □ Missed
□ Wrong Peak

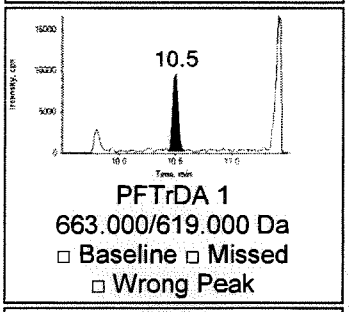

PFTrDA 1
663.000/619.000 Da
□ Baseline □ Missed
□ Wrong Peak

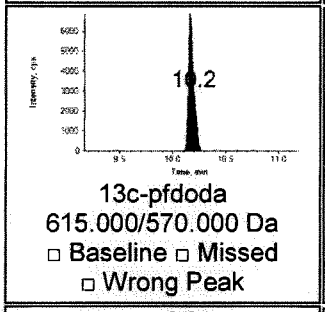

13c-pfdoda
615.000/570.000 Da
□ Baseline □ Missed
□ Wrong Peak

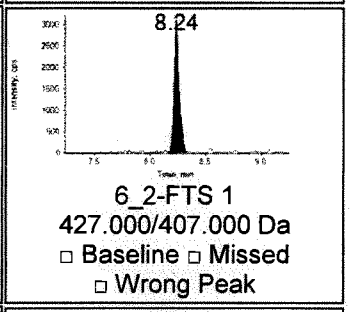

6_2-FTS 1
427.000/407.000 Da
□ Baseline □ Missed
□ Wrong Peak

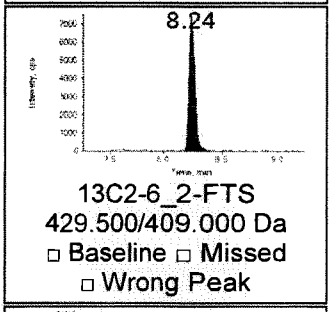

13C2-6_2-FTS
429.500/409.000 Da
□ Baseline □ Missed
□ Wrong Peak

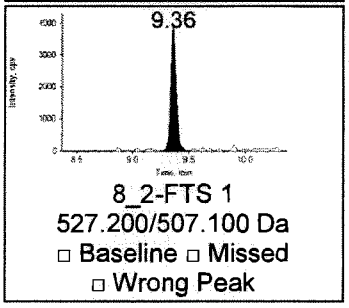

8_2-FTS 1
527.200/507.100 Da
□ Baseline □ Missed
□ Wrong Peak

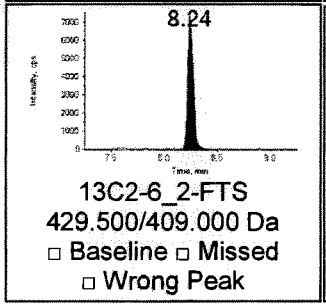

13C2-6_2-FTS
429.500/409.000 Da
□ Baseline □ Missed
□ Wrong Peak

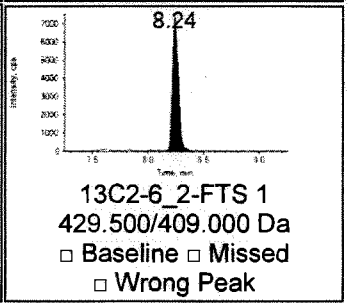

13C2-6_2-FTS 1
429.500/409.000 Da
□ Baseline □ Missed
□ Wrong Peak

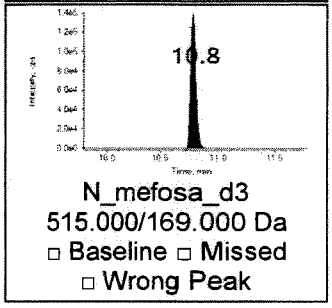

N_mefosa_d3
515.000/169.000 Da
□ Baseline □ Missed
□ Wrong Peak

Ion Ratio Confirmation

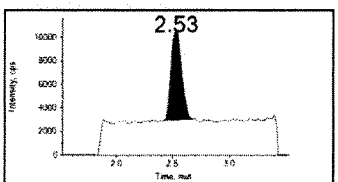

Pfba 2
Mod?
□ Baseline □ Missed
□ Wrong Peak

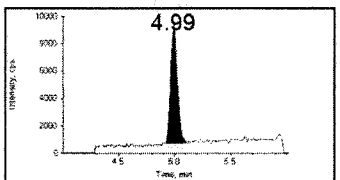

Pfpea 2
Mod?
□ Baseline □ Missed
□ Wrong Peak

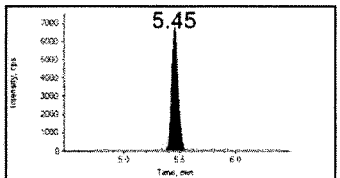

Pfbs 2
Mod?
□ Baseline □ Missed
□ Wrong Peak

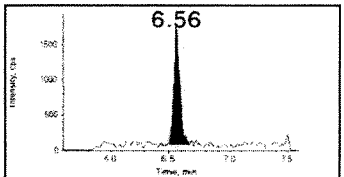

Pfhxa 2
Mod?
□ Baseline □ Missed
□ Wrong Peak

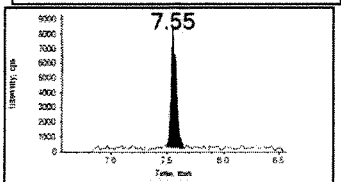

Pfhpa 2
Mod?
□ Baseline □ Missed
□ Wrong Peak

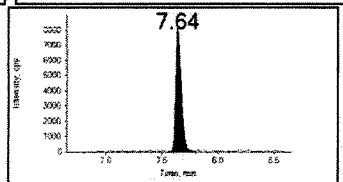

Pfhxs 2
Mod?
□ Baseline □ Missed
□ Wrong Peak

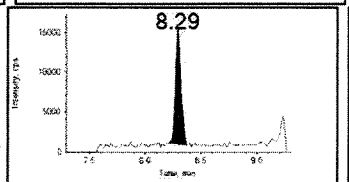

Pfoa 2
Mod?
□ Baseline □ Missed
□ Wrong Peak

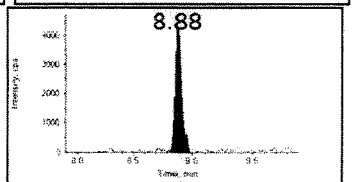

Pfna 2
Mod?
□ Baseline □ Missed
□ Wrong Peak

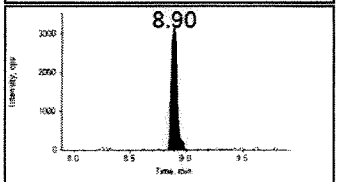

Pfos 2
Mod?
□ Baseline □ Missed
□ Wrong Peak

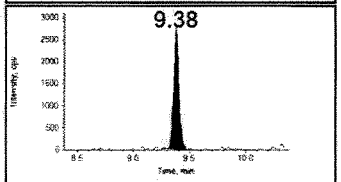

Pfda 2
Mod?
□ Baseline □ Missed
□ Wrong Peak

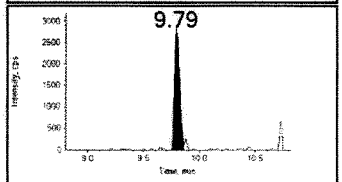

Pfuna 2
Mod?
□ Baseline □ Missed
□ Wrong Peak

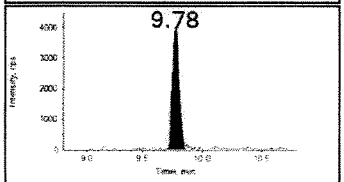

Pfds 2
Mod?
□ Baseline □ Missed
□ Wrong Peak

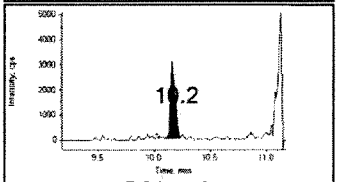

Pfdoa 2
Mod?
□ Baseline □ Missed
□ Wrong Peak

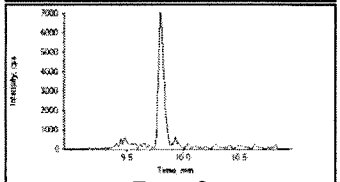

Fosa 2
Mod?
□ Baseline □ Missed
□ Wrong Peak

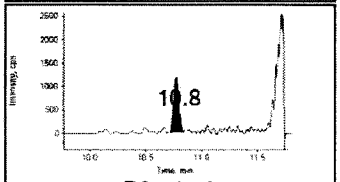

Pfteda 2
Mod?
□ Baseline □ Missed
□ Wrong Peak

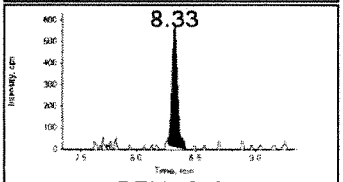

PFHpS 2
Mod?
□ Baseline □ Missed
□ Wrong Peak

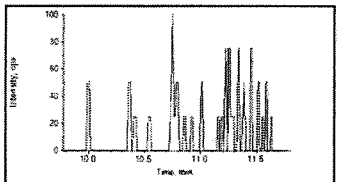

NMeFOSE 2
Mod?
□ Baseline □ Missed
□ Wrong Peak

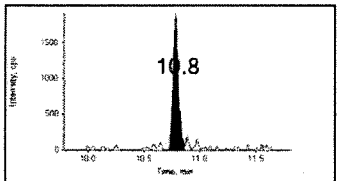

NMeFOSA 2
Mod?
□ Baseline □ Missed
□ Wrong Peak

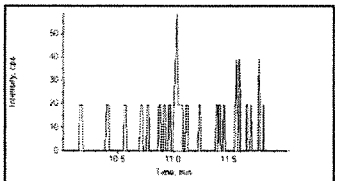

NEtFOSE 2
Mod?
□ Baseline □ Missed
□ Wrong Peak

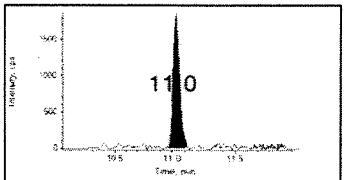

NEtFOSA 2
Mod?
□ Baseline □ Missed
□ Wrong Peak

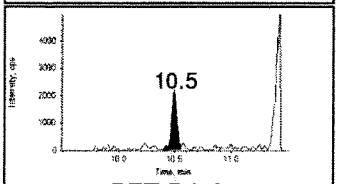

PFTrDA 2
Mod?
□ Baseline □ Missed
□ Wrong Peak

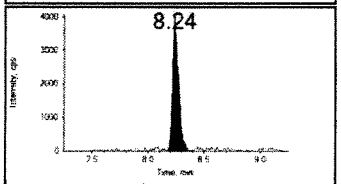

6_2-FTS 2
Mod?
□ Baseline □ Missed
□ Wrong Peak

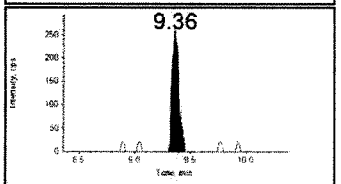

8_2-FTS 2
Mod?
□ Baseline □ Missed
□ Wrong Peak

Project	Ewan's Projects\PFCs	**Result Table**	050116.rdb
Data File	050116\1011.wiff	**Algorithm Used**	MQL
Acquisition Method	PFC_090315 schedule mrm.dam	**Instrument Name**	LCMS02

Sample Name	PFC 0.25ppb	**Injection Vial**	20004
Acquisition Date	5/1/2016 2:39:16 PM	**Injection Volume**	10
Acquisition Method	PFC_090315 schedule mrm.dam	**Sample Type**	Standard
Sample ID	15-OLC-02-45D	**Dilution Factor**	1.00

Results Summary

Analyte Name	Analyte RT (Expected)	IS Name	IS Area	Analyte Area	Exp Conc (ng/mL)	Calc. Conc (ng/mL)	Accuracy (%)	Mod?
Pfba 1	2.53 (2.54)	13c_pfba	2030110	97670	0.25	0.2830	113	No
Pfpea 1	5.02 (5.01)	13c_pfhxa	2901802	77226	0.25	0.2320	93	No
Pfbs 1	5.48 (5.47)	18o-pfhs	1000154	140871	0.25	0.2320	93	No
Pfhxa 1	6.58 (6.58)	13c_pfhxa	2901802	128235	0.25	0.2530	101	No
Pfhpa 1	7.56 (7.58)	13c_pfhxa	2901802	143519	0.25	0.2460	98	No
Pfhxs 1	7.65 (7.65)	18o-pfhs	1000154	141735	0.25	0.2510	100	No
Pfoa 1	8.29 (8.29)	13c-pfoa	2139286	52646	0.25	0.2310	92	No
Pfna 1	8.88 (8.88)	13c-pfna	2222691	103805	0.25	0.2590	103	No
Pfos 1	8.89 (8.89)	13c-pfos	1985919	86462	0.25	0.2330	93	No
Pfda 1	9.37 (9.36)	13c-pfda	1917141	84095	0.25	0.2350	94	No
Pfuna 1	9.80 (9.80)	13c-pfuna	382977	50213	0.25	0.2420	97	No
Pfds 1	9.78 (9.78)	13c-pfos	1985919	99596	0.25	0.2360	94	No
Pfdoa 1	10.20 (10.20)	13c-pfdoda	22300	57739	0.25	0.2360	94	No
Fosa 1	9.92 (9.93)	d5-NEtFOSA	469077	105215	0.25	0.2430	97	No
Pfteda 1	10.80 (10.80)	13c-pfdoda	22300	31309	0.25	0.2560	102	No
PFHpS 1	8.32 (8.33)	18o-pfhs	1000154	10145	0.25	0.2280	91	No
NMeFOSE 1	10.80 (10.80)	d7-NMeFOSE	461364	27884	0.25	0.2740	110	No

MAY 1 2 2016

Analyte Name	Analyte RT (Expected)	IS Name	IS Area	Analyte Area	Exp Conc (ng/mL)	Calc. Conc (ng/mL)	Accuracy (%)	Mod?
NMeFOSA 1	10.80 (10.80)	d7-NMeFOSE	461364	13265	0.25	0.2380	95	No
NEtFOSE 1	11.00 (11.00)	d9-EtFOSE	608187	28925	0.25	0.2370	95	No
NEtFOSA 1	11.00 (11.00)	d5-NEtFOSA	469077	18940	0.25	0.2230	89	No
d9-EtFOSE 1	11.00 (11.00)	N_mefosa_d3	469778	608187	5.00	4.7640	95	No
d5-NEtFOSA 1	11.00 (11.00)	N_mefosa_d3	469778	469077	5.00	4.8400	97	No
d7-NMeFOSE 1	10.70 (10.80)	N_mefosa_d3	469778	461364	5.00	4.6780	94	No
13C_PFBA 1	2.53 (2.51)	N_mefosa_d3	469778	2030110	5.00	4.8360	97	No
13C_PFHXA 1	6.58 (6.57)	N_mefosa_d3	469778	2901802	5.00	4.7790	96	No
13C-PFOA 1	8.29 (8.29)	N_mefosa_d3	469778	2139286	5.00	4.8510	97	No
13C-PFNA 1	8.88 (8.89)	N_mefosa_d3	469778	2222691	5.00	4.6880	94	No
13C-PFOS 1	8.89 (8.89)	N_mefosa_d3	469778	1985919	5.00	4.8530	97	No
13C-PFDA 1	9.37 (9.39)	N_mefosa_d3	469778	1917141	5.00	4.8750	98	No
13C-PFUNA 1	9.80 (9.80)	N_mefosa_d3	469778	382977	5.00	4.8470	97	No
18O-PFHxS 1	7.65 (7.65)	N_mefosa_d3	469778	1000154	5.00	4.9110	98	No
13C-PFDoA 1	10.20 (10.20)	N_mefosa_d3	469778	22316	5.00	4.4810	90	No
PFTrDA 1	10.50 (10.50)	13c-pfdoda	22300	64581	0.25	0.2540	102	No
6_2-FTS 1	8.24 (8.23)	13C2-6_2-FTS	28161	24670	0.25	0.2620	105	No
8_2-FTS 1	9.35 (9.36)	13C2-6_2-FTS	28161	20541	0.25	0.1930	77	No
13C2-6_2-FTS 1	8.24 (8.25)	N_mefosa_d3	469778	28161	5.00	4.5270	91	No

IRC Summary

Analyte Peak Name	RT (Expected)	Area	Modified?	Calculated Ion Ratio (Expected Value)
Pfba 2	2.53 (2.53)	92180	No	0.94
Pfpea 2	5.02 (5.01)	76703	No	0.99
Pfbs 2	5.48 (5.46)	56068	No	0.40
Pfhxa 2	6.58 (6.58)	11174	No	0.09
Pfhpa 2	7.57 (7.58)	56465	No	0.39
Pfhxs 2	7.65 (7.65)	54126	No	0.38
Pfoa 2	8.29 (8.29)	102510	No	1.95
Pfna 2	8.88 (8.88)	29157	No	0.28
Pfos 2	8.89 (8.89)	30296	No	0.35
Pfda 2	9.37 (9.36)	15659	No	0.19
Pfuna 2	9.79 (9.80)	17592	No	0.35
Pfds 2	9.77 (9.78)	29757	No	0.30
Pfdoa 2	10.20 (10.20)	18659	No	0.32
Fosa 2	9.92 (9.93)	2893	No	0.03
Pfteda 2	10.80 (10.80)	6201	No	0.20
PFHpS 2	8.32 (8.33)	4488	No	0.44
NMeFOSE 2	0.00 (10.80)	0	No	0.00
NMeFOSA 2	10.80 (10.80)	12562	No	0.95
NEtFOSE 2	0.00 (11.00)	0	No	0.00
NEtFOSA 2	11.00 (11.00)	13096	No	0.69
PFTrDA 2	10.50 (10.50)	14754	No	0.23
6_2-FTS 2	8.24 (8.24)	32903	No	1.33
8_2-FTS 2	9.36 (9.35)	2523	No	0.12

Quantitative Peak Review **PFC 0.25ppb 15-OLC-02-45D**

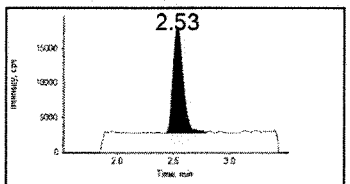

Pfba 1
213.000/169.000 Da
□ Baseline □ Missed
□ Wrong Peak

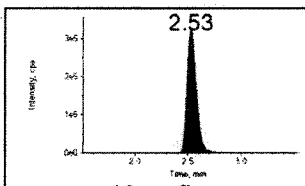

13c_pfba
217.000/172.000 Da
□ Baseline □ Missed
□ Wrong Peak

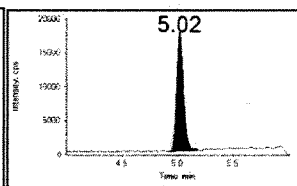

Pfpea 1
263.000/219.000 Da
□ Baseline □ Missed
□ Wrong Peak

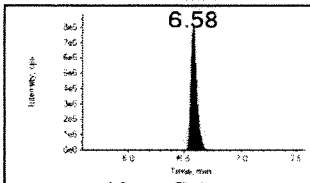

13c_pfhxa
315.000/270.000 Da
□ Baseline □ Missed
□ Wrong Peak

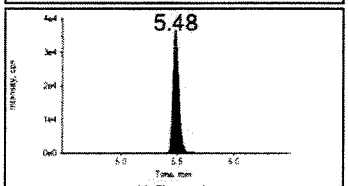

Pfbs 1
299.000/80.000 Da
□ Baseline □ Missed
□ Wrong Peak

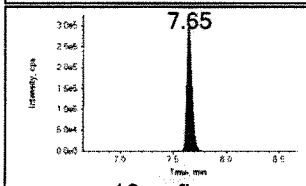

18o-pfhs
403.000/103.000 Da
□ Baseline □ Missed
□ Wrong Peak

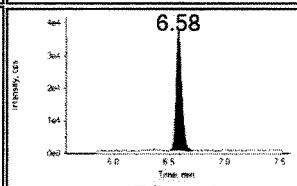

Pfhxa 1
313.000/269.000 Da
□ Baseline □ Missed
□ Wrong Peak

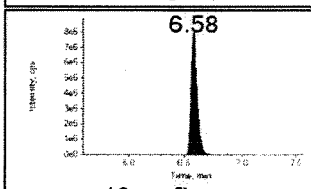

13c_pfhxa
315.000/270.000 Da
□ Baseline □ Missed
□ Wrong Peak

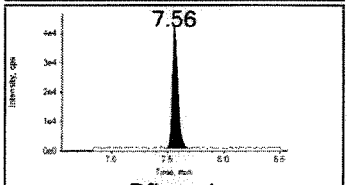

Pfhpa 1
363.000/319.000 Da
□ Baseline □ Missed
□ Wrong Peak

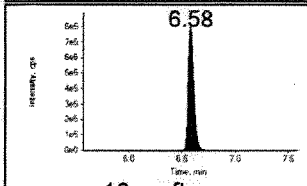

13c_pfhxa
315.000/270.000 Da
□ Baseline □ Missed
□ Wrong Peak

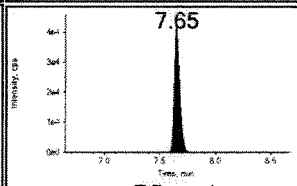

Pfhxs 1
399.000/80.000 Da
□ Baseline □ Missed
□ Wrong Peak

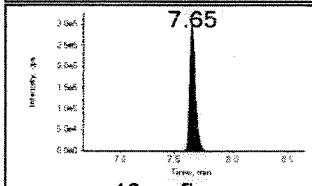

18o-pfhs
403.000/103.000 Da
□ Baseline □ Missed
□ Wrong Peak

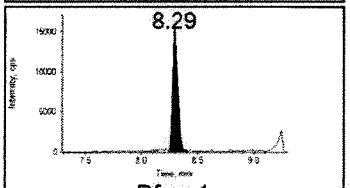

Pfoa 1
413.000/169.000 Da
□ Baseline □ Missed
□ Wrong Peak

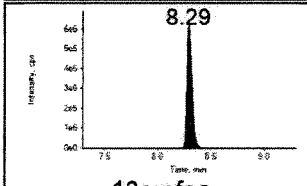

13c-pfoa
417.000/372.000 Da
□ Baseline □ Missed
□ Wrong Peak

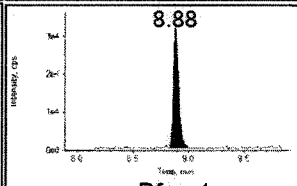

Pfna 1
463.000/419.000 Da
□ Baseline □ Missed
□ Wrong Peak

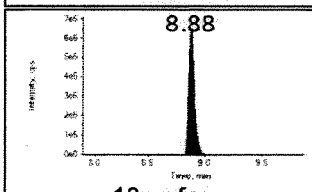

13c-pfna
468.000/423.000 Da
□ Baseline □ Missed
□ Wrong Peak

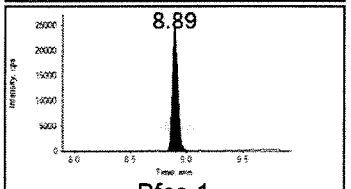

Pfos 1
499.000/80.000 Da
□ Baseline □ Missed
□ Wrong Peak

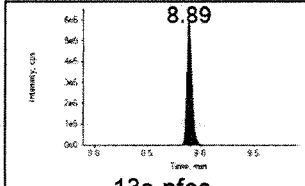

13c-pfos
503.000/80.000 Da
□ Baseline □ Missed
□ Wrong Peak

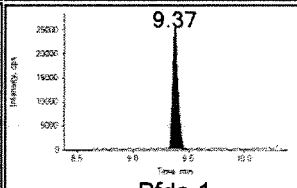

Pfda 1
513.000/469.000 Da
□ Baseline □ Missed
□ Wrong Peak

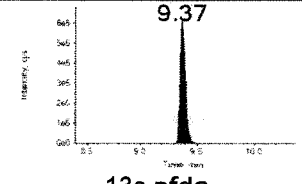

13c-pfda
515.000/470.000 Da
□ Baseline □ Missed
□ Wrong Peak

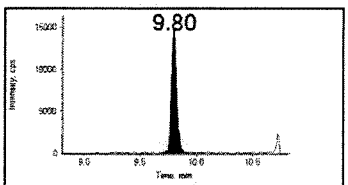

Pfuna 1
563.000/519.000 Da
□ Baseline □ Missed
□ Wrong Peak

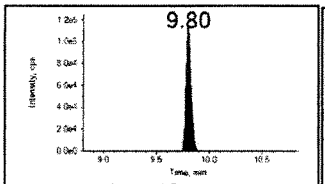

13c-pfuna
565.000/520.000 Da
□ Baseline □ Missed
□ Wrong Peak

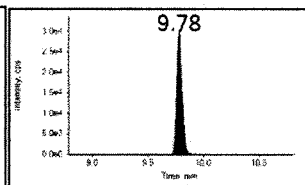

Pfds 1
599.000/80.000 Da
□ Baseline □ Missed
□ Wrong Peak

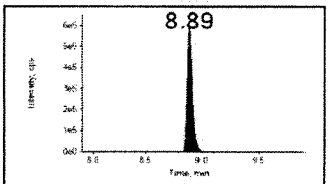

13c-pfos
503.000/80.000 Da
□ Baseline □ Missed
□ Wrong Peak

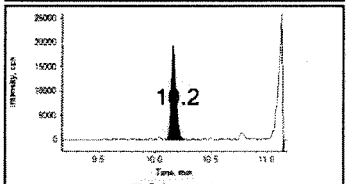

Pfdoa 1
613.000/569.000 Da
□ Baseline □ Missed
□ Wrong Peak

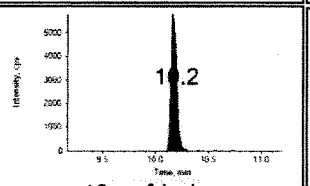

13c-pfdoda
615.000/570.000 Da
□ Baseline □ Missed
□ Wrong Peak

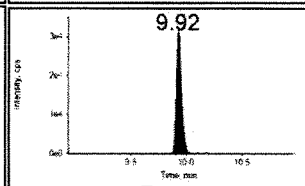

Fosa 1
498.000/78.000 Da
□ Baseline □ Missed
□ Wrong Peak

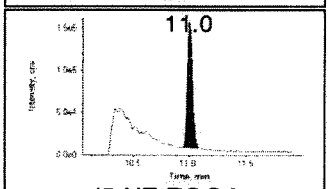

d5-NEtFOSA
531.000/169.000 Da
□ Baseline □ Missed
□ Wrong Peak

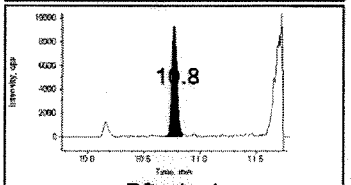

Pfteda 1
713.000/669.000 Da
□ Baseline □ Missed
□ Wrong Peak

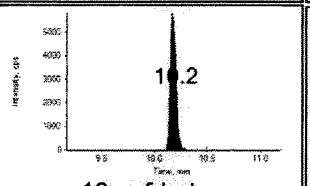

13c-pfdoda
615.000/570.000 Da
□ Baseline □ Missed
□ Wrong Peak

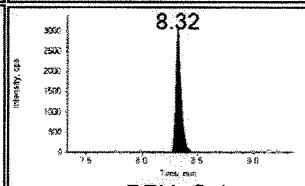

PFHpS 1
449.400/80.000 Da
□ Baseline □ Missed
□ Wrong Peak

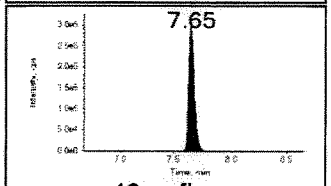

18o-pfhs
403.000/103.000 Da
□ Baseline □ Missed
□ Wrong Peak

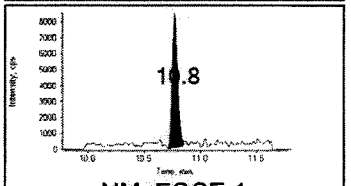

NMeFOSE 1
616.200/58.800 Da
□ Baseline □ Missed
□ Wrong Peak

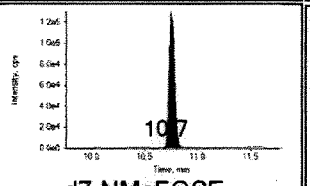

d7-NMeFOSE
623.000/59.000 Da
□ Baseline □ Missed
□ Wrong Peak

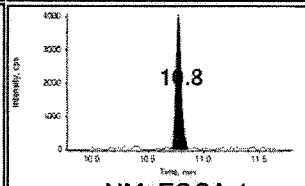

NMeFOSA 1
512.200/169.300 Da
□ Baseline □ Missed
□ Wrong Peak

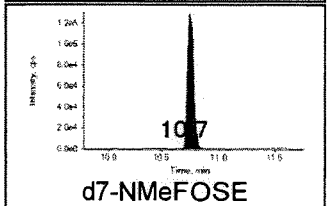

d7-NMeFOSE
623.000/59.000 Da
□ Baseline □ Missed
□ Wrong Peak

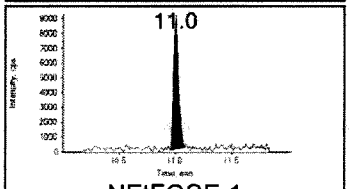

NEtFOSE 1
630.200/59.000 Da
□ Baseline □ Missed
□ Wrong Peak

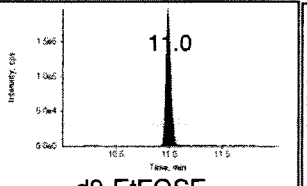

d9-EtFOSE
639.000/59.000 Da
□ Baseline □ Missed
□ Wrong Peak

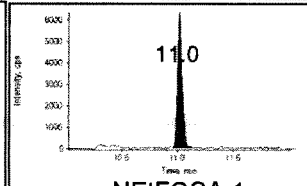

NEtFOSA 1
526.200/169.000 Da
□ Baseline □ Missed
□ Wrong Peak

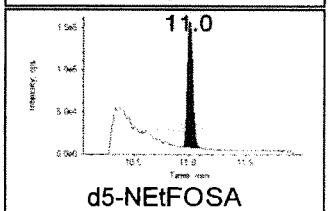

d5-NEtFOSA
531.000/169.000 Da
□ Baseline □ Missed
□ Wrong Peak

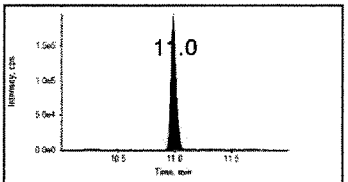

d9-EtFOSE 1
639.000/59.000 Da
□ Baseline □ Missed
□ Wrong Peak

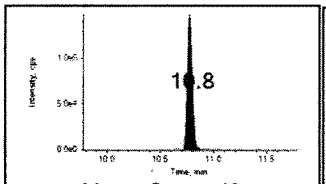

N_mefosa_d3
515.000/169.000 Da
□ Baseline □ Missed
□ Wrong Peak

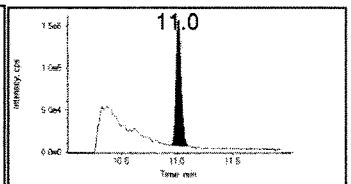

d5-NEtFOSA 1
531.000/169.000 Da
□ Baseline □ Missed
□ Wrong Peak

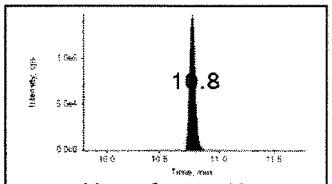

N_mefosa_d3
515.000/169.000 Da
□ Baseline □ Missed
□ Wrong Peak

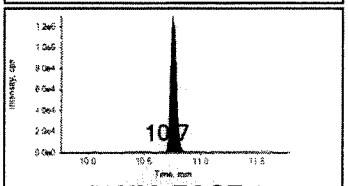

d7-NMeFOSE 1
623.000/59.000 Da
□ Baseline □ Missed
□ Wrong Peak

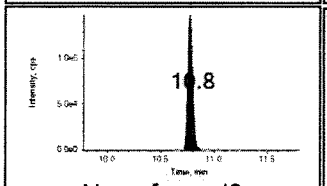

N_mefosa_d3
515.000/169.000 Da
□ Baseline □ Missed
□ Wrong Peak

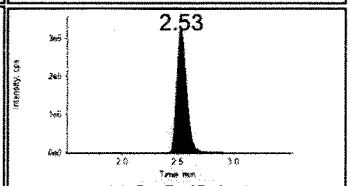

13C_PFBA 1
217.000/172.000 Da
□ Baseline □ Missed
□ Wrong Peak

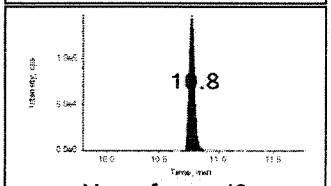

N_mefosa_d3
515.000/169.000 Da
□ Baseline □ Missed
□ Wrong Peak

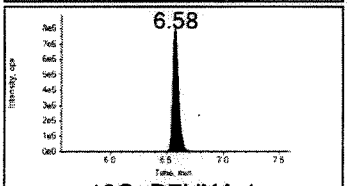

13C_PFHXA 1
315.000/270.000 Da
□ Baseline □ Missed
□ Wrong Peak

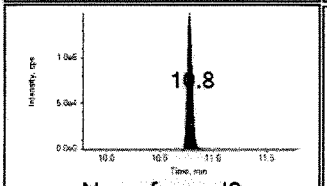

N_mefosa_d3
515.000/169.000 Da
□ Baseline □ Missed
□ Wrong Peak

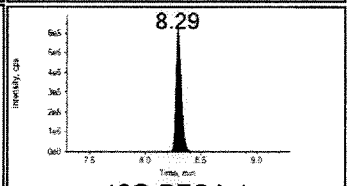

13C-PFOA 1
417.000/372.000 Da
□ Baseline □ Missed
□ Wrong Peak

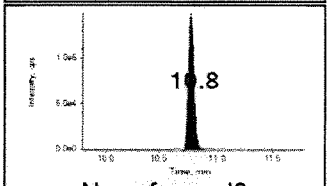

N_mefosa_d3
515.000/169.000 Da
□ Baseline □ Missed
□ Wrong Peak

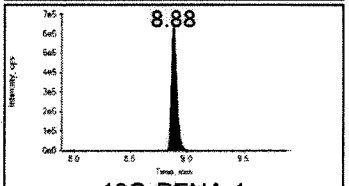

13C-PFNA 1
468.000/423.000 Da
□ Baseline □ Missed
□ Wrong Peak

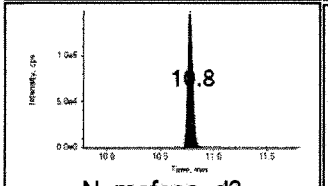

N_mefosa_d3
515.000/169.000 Da
□ Baseline □ Missed
□ Wrong Peak

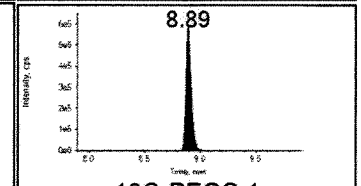

13C-PFOS 1
503.000/80.000 Da
□ Baseline □ Missed
□ Wrong Peak

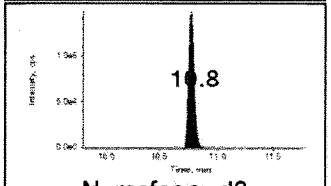

N_mefosa_d3
515.000/169.000 Da
□ Baseline □ Missed
□ Wrong Peak

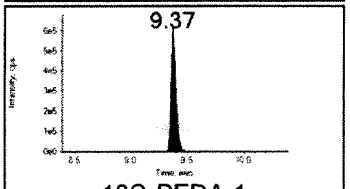

13C-PFDA 1
515.000/470.000 Da
□ Baseline □ Missed
□ Wrong Peak

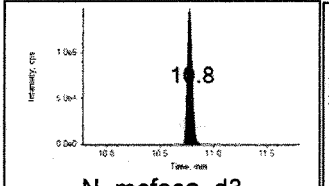

N_mefosa_d3
515.000/169.000 Da
□ Baseline □ Missed
□ Wrong Peak

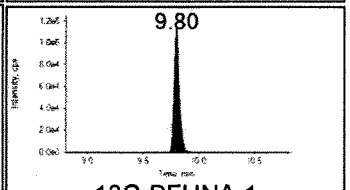

13C-PFUNA 1
565.000/520.000 Da
□ Baseline □ Missed
□ Wrong Peak

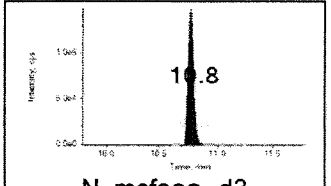

N_mefosa_d3
515.000/169.000 Da
□ Baseline □ Missed
□ Wrong Peak

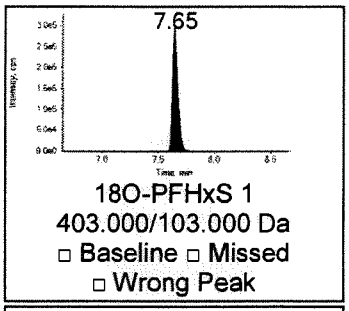

18O-PFHxS 1
403.000/103.000 Da
□ Baseline □ Missed
□ Wrong Peak

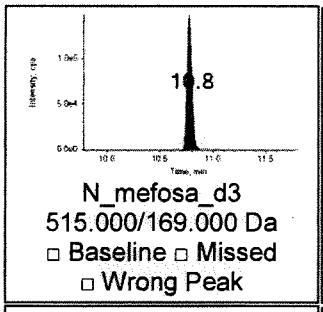

N_mefosa_d3
515.000/169.000 Da
□ Baseline □ Missed
□ Wrong Peak

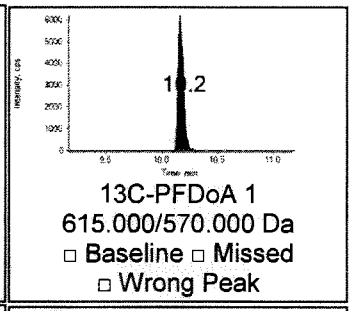

13C-PFDoA 1
615.000/570.000 Da
□ Baseline □ Missed
□ Wrong Peak

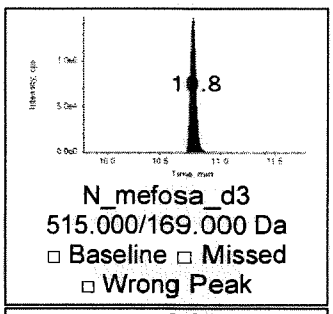

N_mefosa_d3
515.000/169.000 Da
□ Baseline □ Missed
□ Wrong Peak

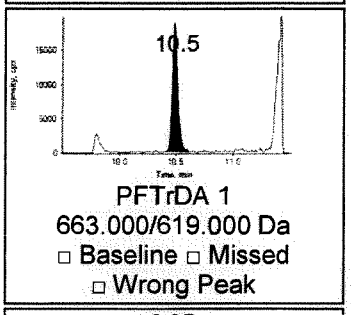

PFTrDA 1
663.000/619.000 Da
□ Baseline □ Missed
□ Wrong Peak

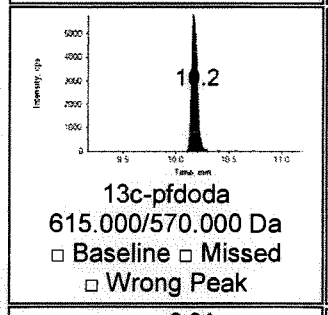

13c-pfdoda
615.000/570.000 Da
□ Baseline □ Missed
□ Wrong Peak

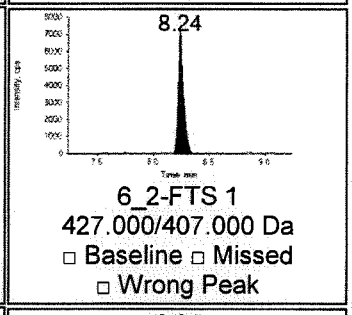

6_2-FTS 1
427.000/407.000 Da
□ Baseline □ Missed
□ Wrong Peak

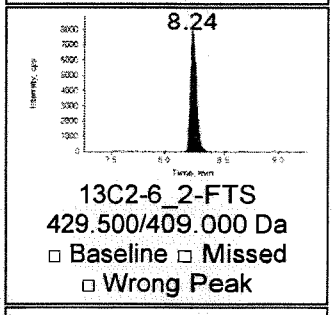

13C2-6_2-FTS
429.500/409.000 Da
□ Baseline □ Missed
□ Wrong Peak

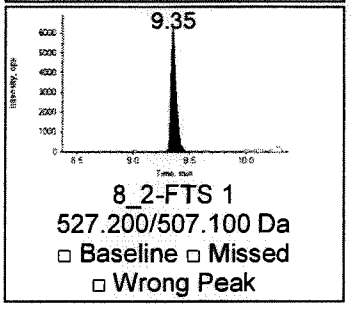

8_2-FTS 1
527.200/507.100 Da
□ Baseline □ Missed
□ Wrong Peak

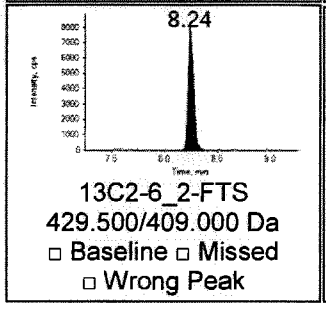

13C2-6_2-FTS
429.500/409.000 Da
□ Baseline □ Missed
□ Wrong Peak

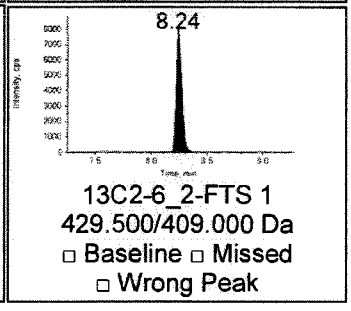

13C2-6_2-FTS 1
429.500/409.000 Da
□ Baseline □ Missed
□ Wrong Peak

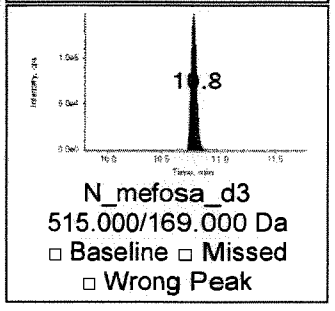

N_mefosa_d3
515.000/169.000 Da
□ Baseline □ Missed
□ Wrong Peak

Ion Ratio Confirmation

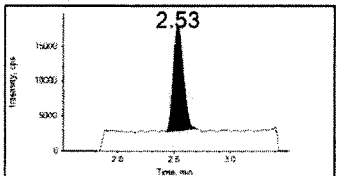

Pfba 2
Mod?
□ Baseline □ Missed
□ Wrong Peak

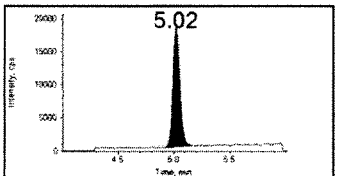

Pfpea 2
Mod?
□ Baseline □ Missed
□ Wrong Peak

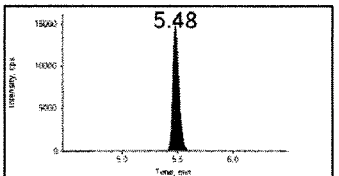

Pfbs 2
Mod?
□ Baseline □ Missed
□ Wrong Peak

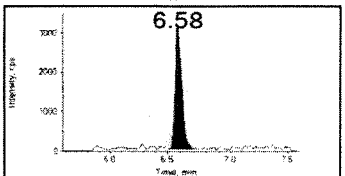

Pfhxa 2
Mod?
□ Baseline □ Missed
□ Wrong Peak

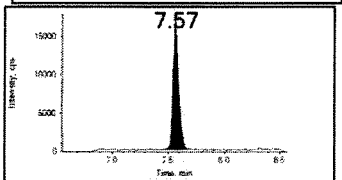

Pfhpa 2
Mod?
□ Baseline □ Missed
□ Wrong Peak

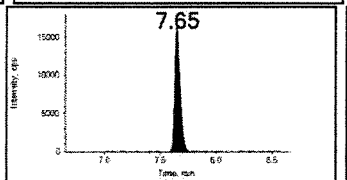

Pfhxs 2
Mod?
□ Baseline □ Missed
□ Wrong Peak

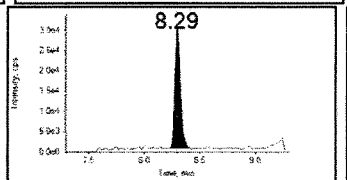

Pfoa 2
Mod?
□ Baseline □ Missed
□ Wrong Peak

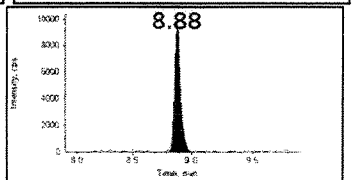

Pfna 2
Mod?
□ Baseline □ Missed
□ Wrong Peak

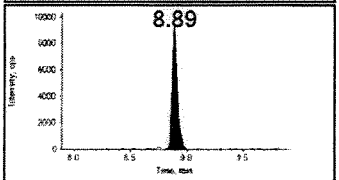

Pfos 2
Mod?
□ Baseline □ Missed
□ Wrong Peak

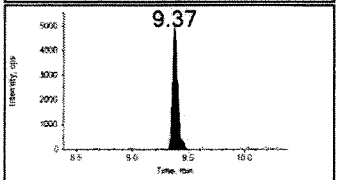

Pfda 2
Mod?
□ Baseline □ Missed
□ Wrong Peak

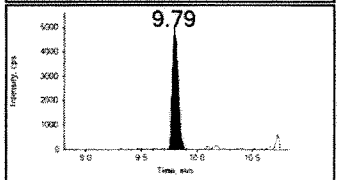

Pfuna 2
Mod?
□ Baseline □ Missed
□ Wrong Peak

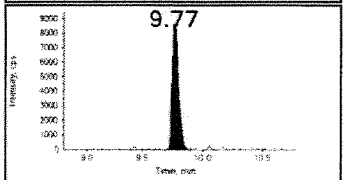

Pfds 2
Mod?
□ Baseline □ Missed
□ Wrong Peak

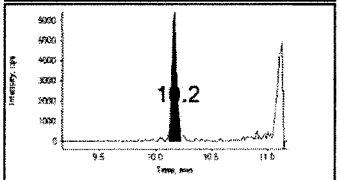

Pfdoa 2
Mod?
□ Baseline □ Missed
□ Wrong Peak

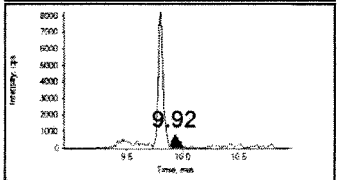

Fosa 2
Mod?
□ Baseline □ Missed
□ Wrong Peak

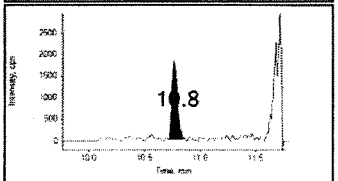

Pfteda 2
Mod?
□ Baseline □ Missed
□ Wrong Peak

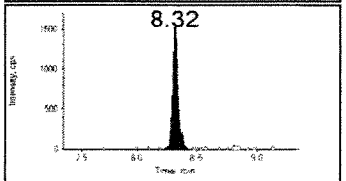

PFHpS 2
Mod?
□ Baseline □ Missed
□ Wrong Peak

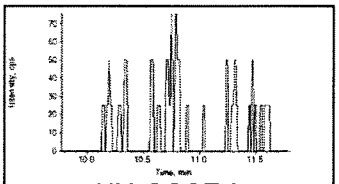

NMeFOSE 2
Mod?
□ Baseline □ Missed
□ Wrong Peak

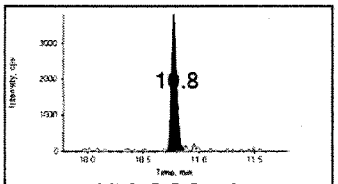

NMeFOSA 2
Mod?
□ Baseline □ Missed
□ Wrong Peak

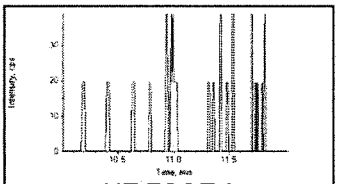

NEtFOSE 2
Mod?
□ Baseline □ Missed
□ Wrong Peak

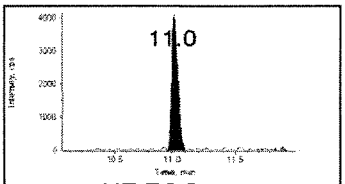

NEtFOSA 2
Mod?
□ Baseline □ Missed
□ Wrong Peak

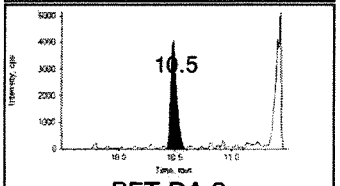

PFTrDA 2
Mod?
□ Baseline □ Missed
□ Wrong Peak

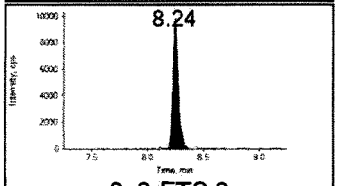

6_2-FTS 2
Mod?
□ Baseline □ Missed
□ Wrong Peak

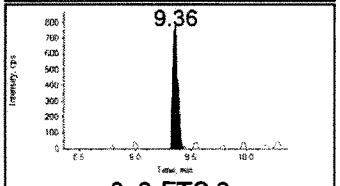

8_2-FTS 2
Mod?
□ Baseline □ Missed
□ Wrong Peak

Project	Ewan's Projects\PFCs	**Result Table**	050116.rdb
Data File	050116\1012.wiff	**Algorithm Used**	MQL
Acquisition Method	PFC_090315 schedule mrm.dam	**Instrument Name**	LCMS02

Sample Name	PFC 0.5ppb	**Injection Vial**	20005
Acquisition Date	5/1/2016 2:57:04 PM	**Injection Volume**	10
Acquisition Method	PFC_090315 schedule mrm.dam	**Sample Type**	Standard
Sample ID	15-OLC-02-45E	**Dilution Factor**	1.00

Results Summary

Analyte Name	Analyte RT (Expected)	IS Name	IS Area	Analyte Area	Exp Conc (ng/mL)	Calc. Conc (ng/mL)	Accuracy (%)	Mod?
Pfba 1	2.56 (2.56)	13c_pfba	2049681	163625	0.50	0.4690	94	No
Pfpea 1	5.02 (5.01)	13c_pfhxa	3005966	148708	0.50	0.4300	86	No
Pfbs 1	5.48 (5.47)	18o-pfhs	1020698	270748	0.50	0.4360	87	No
Pfhxa 1	6.58 (6.58)	13c_pfhxa	3005966	242908	0.50	0.4620	93	No
Pfhpa 1	7.56 (7.57)	13c_pfhxa	3005966	270480	0.50	0.4470	90	No
Pfhxs 1	7.64 (7.64)	18o-pfhs	1020698	263909	0.50	0.4580	92	No
Pfoa 1	8.29 (8.29)	13c-pfoa	2269650	102457	0.50	0.4240	85	No
Pfna 1	8.88 (8.88)	13c-pfna	2430944	194868	0.50	0.4440	89	No
Pfos 1	8.89 (8.89)	13c-pfos	2075389	164085	0.50	0.4230	85	No
Pfda 1	9.38 (9.37)	13c-pfda	1989049	158508	0.50	0.4270	85	No
Pfuna 1	9.80 (9.80)	13c-pfuna	403198	95081	0.50	0.4350	87	No
Pfds 1	9.78 (9.78)	13c-pfos	2075389	193520	0.50	0.4390	88	No
Pfdoa 1	10.20 (10.20)	13c-pfdoda	22397	116666	0.50	0.4740	95	No
Fosa 1	9.93 (9.94)	d5-NEtFOSA	470155	198828	0.50	0.4580	92	No
Pfteda 1	10.80 (10.80)	13c-pfdoda	22397	55508	0.50	0.4510	90	No
PFHpS 1	8.33 (8.32)	18o-pfhs	1020698	21027	0.50	0.4630	93	No
NMeFOSE 1	10.80 (10.80)	d7-NMeFOSE	507462	41938	0.50	0.3750	75	No

MAY 12 2016

Analyte Name	Analyte RT (Expected)	IS Name	IS Area	Analyte Area	Exp Conc (ng/mL)	Calc. Conc (ng/mL)	Accuracy (%)	Mod?
NMeFOSA 1	10.80 (10.80)	d7-NMeFOSE	507462	24755	0.50	0.4040	81	No
NEtFOSE 1	11.00 (11.00)	d9-EtFOSE	601416	49583	0.50	0.4100	82	No
NEtFOSA 1	11.00 (11.00)	d5-NEtFOSA	470155	37268	0.50	0.4380	88	No
d9-EtFOSE 1	11.00 (11.00)	N_mefosa_d3	439996	601416	5.00	5.0300	101	No
d5-NEtFOSA 1	11.00 (11.00)	N_mefosa_d3	439996	470155	5.00	5.1800	104	No
d7-NMeFOSE 1	10.80 (10.80)	N_mefosa_d3	439996	507462	5.00	5.4940	110	No
13C_PFBA 1	2.55 (2.51)	N_mefosa_d3	439996	2049681	5.00	5.2130	104	No
13C_PFHXA 1	6.57 (6.57)	N_mefosa_d3	439996	3005966	5.00	5.2850	106	No
13C-PFOA 1	8.29 (8.30)	N_mefosa_d3	439996	2269650	5.00	5.4950	110	No
13C-PFNA 1	8.88 (8.89)	N_mefosa_d3	439996	2430944	5.00	5.4750	109	No
13C-PFOS 1	8.89 (8.90)	N_mefosa_d3	439996	2075389	5.00	5.4150	108	No
13C-PFDA 1	9.38 (9.39)	N_mefosa_d3	439996	1989049	5.00	5.4000	108	No
13C-PFUNA 1	9.80 (9.81)	N_mefosa_d3	439996	403198	5.00	5.4480	109	No
18O-PFHxS 1	7.64 (7.65)	N_mefosa_d3	439996	1020698	5.00	5.3510	107	No
13C-PFDoA 1	10.20 (10.20)	N_mefosa_d3	439996	22126	5.00	4.7430	95	No
PFTrDA 1	10.50 (10.50)	13c-pfdoda	22397	130667	0.50	0.5110	102	No
6_2-FTS 1	8.24 (8.23)	13C2-6_2-FTS	32700	43963	0.50	0.4030	81	No
8_2-FTS 1	9.36 (9.36)	13C2-6_2-FTS	32700	42710	0.50	0.3740	75	No
13C2-6_2-FTS 1	8.24 (8.25)	N_mefosa_d3	439996	32700	5.00	5.6130	112	No

IRC Summary

Analyte Peak Name	RT (Expected)	Area	Modified?	Calculated Ion Ratio (Expected Value)
Pfba 2	2.55 (2.56)	163748	No	1.00
Pfpea 2	5.02 (5.01)	149803	No	1.01
Pfbs 2	5.47 (5.46)	109142	No	0.40
Pfhxa 2	6.58 (6.58)	21950	No	0.09
Pfhpa 2	7.56 (7.57)	105360	No	0.39
Pfhxs 2	7.64 (7.64)	103379	No	0.39
Pfoa 2	8.29 (8.29)	195077	No	1.90
Pfna 2	8.88 (8.88)	55269	No	0.28
Pfos 2	8.89 (8.89)	53976	No	0.33
Pfda 2	9.37 (9.37)	31497	No	0.20
Pfuna 2	9.80 (9.80)	31030	No	0.33
Pfds 2	9.78 (9.78)	58960	No	0.30
Pfdoa 2	10.20 (10.20)	32731	No	0.28
Fosa 2	9.93 (9.94)	5899	No	0.03
Pfteda 2	10.80 (10.80)	12979	No	0.23
PFHpS 2	8.32 (8.32)	8261	No	0.39
NMeFOSE 2	10.80 (10.80)	560	No	0.01
NMeFOSA 2	10.80 (10.80)	24289	No	0.98
NEtFOSE 2	11.00 (11.00)	270	No	0.01
NEtFOSA 2	11.00 (11.00)	24773	No	0.66
PFTrDA 2	10.50 (10.50)	30143	No	0.23
6_2-FTS 2	8.24 (8.24)	58592	No	1.33
8_2-FTS 2	9.36 (9.35)	3747	No	0.09

Quantitative Peak Review **PFC 0.5ppb 15-OLC-02-45E**

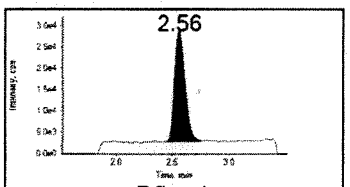

Pfba 1
213.000/169.000 Da
□ Baseline □ Missed
□ Wrong Peak

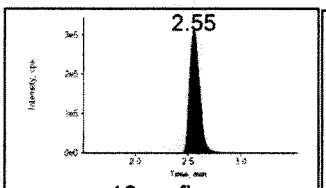

13c_pfba
217.000/172.000 Da
□ Baseline □ Missed
□ Wrong Peak

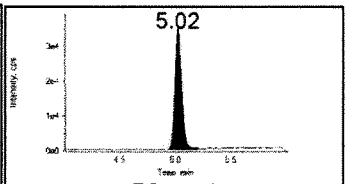

Pfpea 1
263.000/219.000 Da
□ Baseline □ Missed
□ Wrong Peak

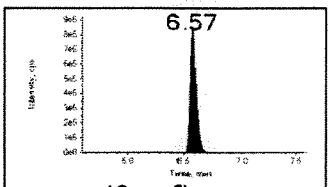

13c_pfhxa
315.000/270.000 Da
□ Baseline □ Missed
□ Wrong Peak

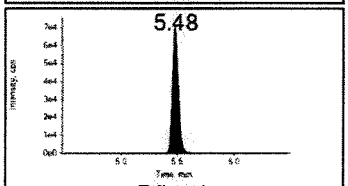

Pfbs 1
299.000/80.000 Da
□ Baseline □ Missed
□ Wrong Peak

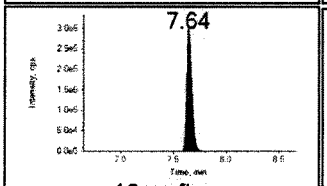

18o-pfhs
403.000/103.000 Da
□ Baseline □ Missed
□ Wrong Peak

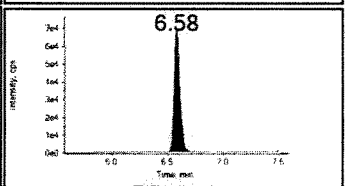

Pfhxa 1
313.000/269.000 Da
□ Baseline □ Missed
□ Wrong Peak

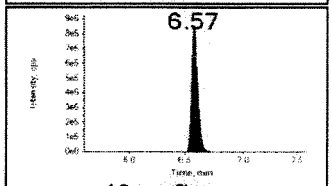

13c_pfhxa
315.000/270.000 Da
□ Baseline □ Missed
□ Wrong Peak

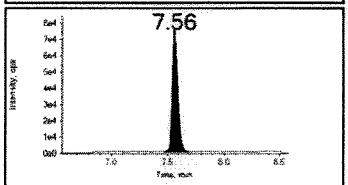

Pfhpa 1
363.000/319.000 Da
□ Baseline □ Missed
□ Wrong Peak

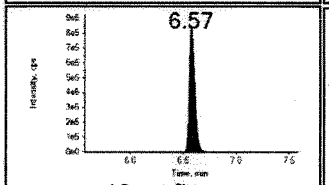

13c_pfhxa
315.000/270.000 Da
□ Baseline □ Missed
□ Wrong Peak

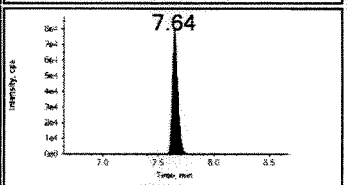

Pfhxs 1
399.000/80.000 Da
□ Baseline □ Missed
□ Wrong Peak

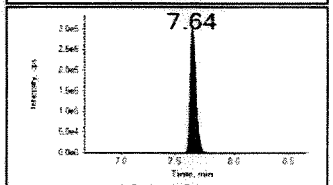

18o-pfhs
403.000/103.000 Da
□ Baseline □ Missed
□ Wrong Peak

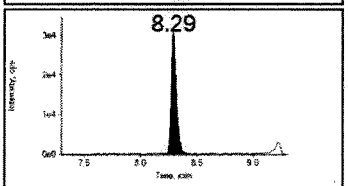

Pfoa 1
413.000/169.000 Da
□ Baseline □ Missed
□ Wrong Peak

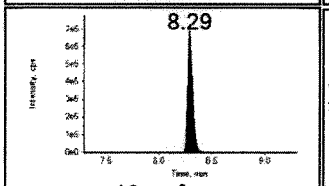

13c-pfoa
417.000/372.000 Da
□ Baseline □ Missed
□ Wrong Peak

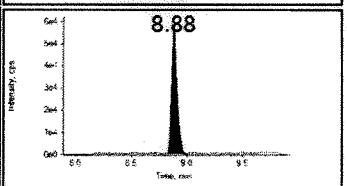

Pfna 1
463.000/419.000 Da
□ Baseline □ Missed
□ Wrong Peak

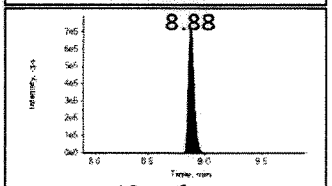

13c-pfna
468.000/423.000 Da
□ Baseline □ Missed
□ Wrong Peak

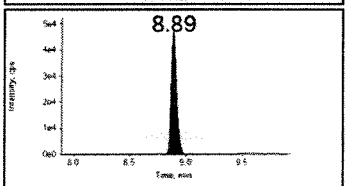

Pfos 1
499.000/80.000 Da
□ Baseline □ Missed
□ Wrong Peak

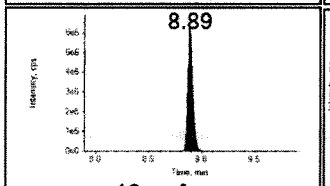

13c-pfos
503.000/80.000 Da
□ Baseline □ Missed
□ Wrong Peak

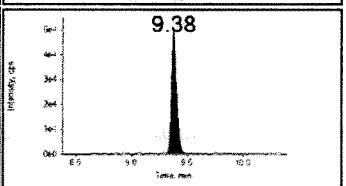

Pfda 1
513.000/469.000 Da
□ Baseline □ Missed
□ Wrong Peak

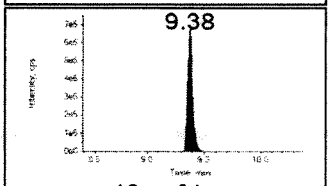

13c-pfda
515.000/470.000 Da
□ Baseline □ Missed
□ Wrong Peak

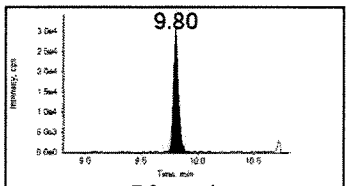

Pfuna 1
563.000/519.000 Da
□ Baseline □ Missed
□ Wrong Peak

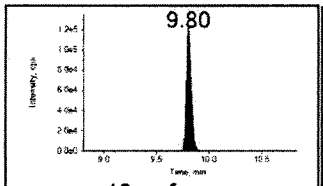

13c-pfuna
565.000/520.000 Da
□ Baseline □ Missed
□ Wrong Peak

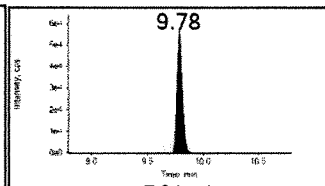

Pfds 1
599.000/80.000 Da
□ Baseline □ Missed
□ Wrong Peak

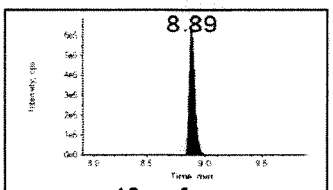

13c-pfos
503.000/80.000 Da
□ Baseline □ Missed
□ Wrong Peak

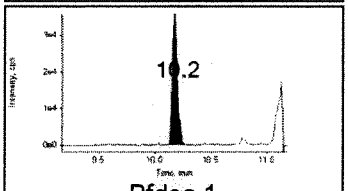

Pfdoa 1
613.000/569.000 Da
□ Baseline □ Missed
□ Wrong Peak

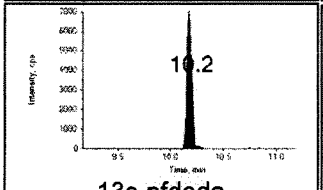

13c-pfdoda
615.000/570.000 Da
□ Baseline □ Missed
□ Wrong Peak

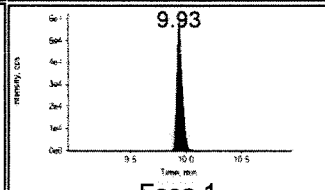

Fosa 1
498.000/78.000 Da
□ Baseline □ Missed
□ Wrong Peak

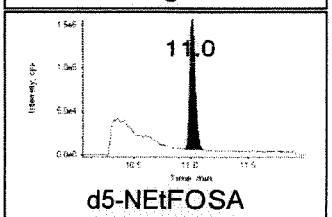

d5-NEtFOSA
531.000/169.000 Da
□ Baseline □ Missed
□ Wrong Peak

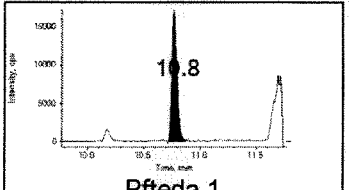

Pfteda 1
713.000/669.000 Da
□ Baseline □ Missed
□ Wrong Peak

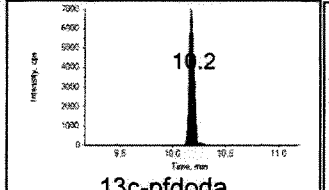

13c-pfdoda
615.000/570.000 Da
□ Baseline □ Missed
□ Wrong Peak

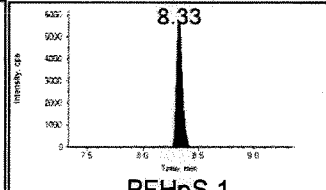

PFHpS 1
449.400/80.000 Da
□ Baseline □ Missed
□ Wrong Peak

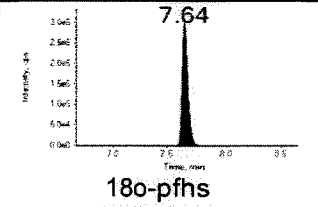

18o-pfhs
403.000/103.000 Da
□ Baseline □ Missed
□ Wrong Peak

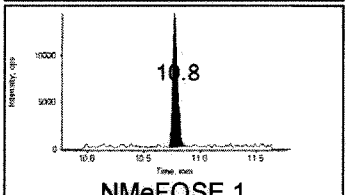

NMeFOSE 1
616.200/58.800 Da
□ Baseline □ Missed
□ Wrong Peak

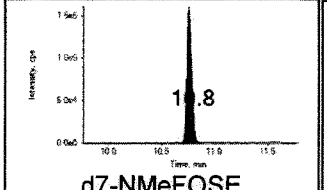

d7-NMeFOSE
623.000/59.000 Da
□ Baseline □ Missed
□ Wrong Peak

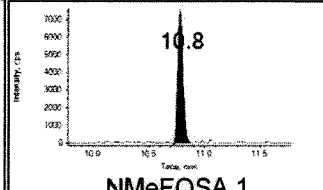

NMeFOSA 1
512.200/169.300 Da
□ Baseline □ Missed
□ Wrong Peak

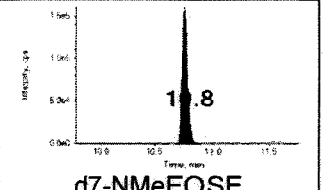

d7-NMeFOSE
623.000/59.000 Da
□ Baseline □ Missed
□ Wrong Peak

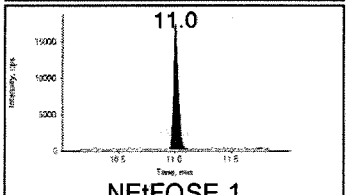

NEtFOSE 1
630.200/59.000 Da
□ Baseline □ Missed
□ Wrong Peak

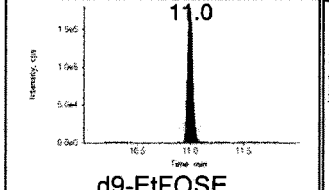

d9-EtFOSE
639.000/59.000 Da
□ Baseline □ Missed
□ Wrong Peak

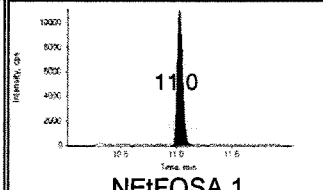

NEtFOSA 1
526.200/169.000 Da
□ Baseline □ Missed
□ Wrong Peak

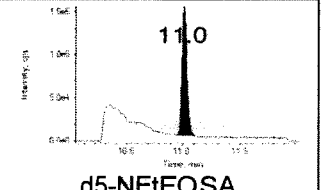

d5-NEtFOSA
531.000/169.000 Da
□ Baseline □ Missed
□ Wrong Peak

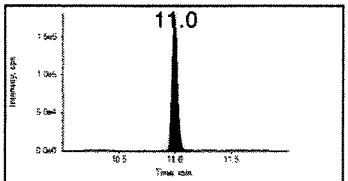

d9-EtFOSE 1
639.000/59.000 Da
□ Baseline □ Missed
□ Wrong Peak

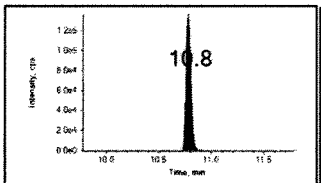

N_mefosa_d3
515.000/169.000 Da
□ Baseline □ Missed
□ Wrong Peak

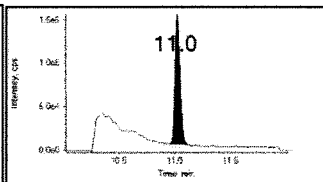

d5-NEtFOSA 1
531.000/169.000 Da
□ Baseline □ Missed
□ Wrong Peak

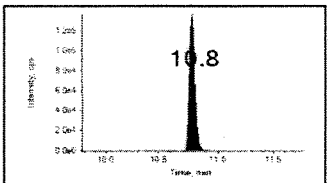

N_mefosa_d3
515.000/169.000 Da
□ Baseline □ Missed
□ Wrong Peak

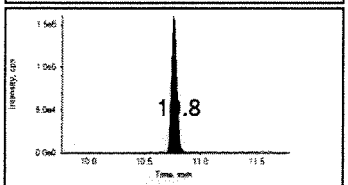

d7-NMeFOSE 1
623.000/59.000 Da
□ Baseline □ Missed
□ Wrong Peak

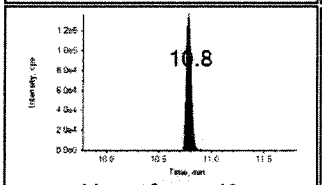

N_mefosa_d3
515.000/169.000 Da
□ Baseline □ Missed
□ Wrong Peak

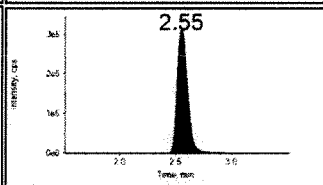

13C_PFBA 1
217.000/172.000 Da
□ Baseline □ Missed
□ Wrong Peak

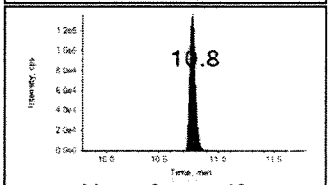

N_mefosa_d3
515.000/169.000 Da
□ Baseline □ Missed
□ Wrong Peak

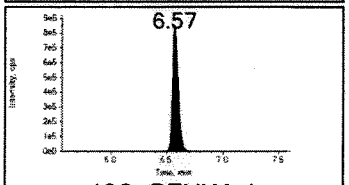

13C_PFHXA 1
315.000/270.000 Da
□ Baseline □ Missed
□ Wrong Peak

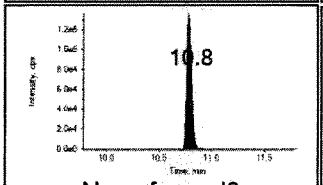

N_mefosa_d3
515.000/169.000 Da
□ Baseline □ Missed
□ Wrong Peak

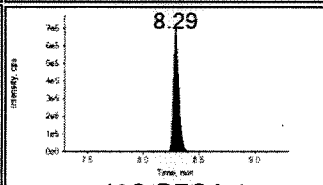

13C-PFOA 1
417.000/372.000 Da
□ Baseline □ Missed
□ Wrong Peak

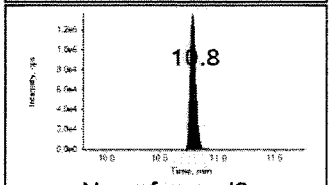

N_mefosa_d3
515.000/169.000 Da
□ Baseline □ Missed
□ Wrong Peak

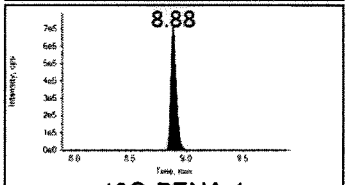

13C-PFNA 1
468.000/423.000 Da
□ Baseline □ Missed
□ Wrong Peak

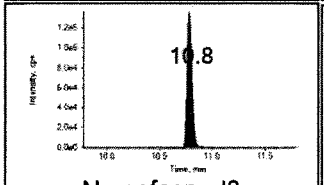

N_mefosa_d3
515.000/169.000 Da
□ Baseline □ Missed
□ Wrong Peak

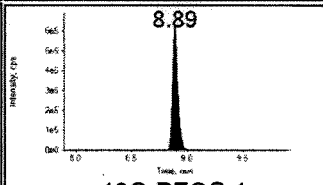

13C-PFOS 1
503.000/80.000 Da
□ Baseline □ Missed
□ Wrong Peak

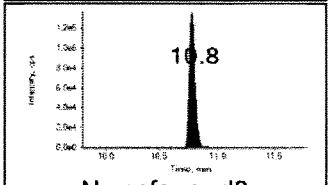

N_mefosa_d3
515.000/169.000 Da
□ Baseline □ Missed
□ Wrong Peak

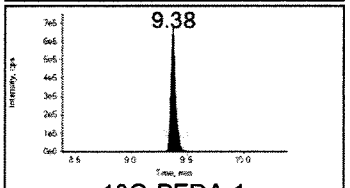

13C-PFDA 1
515.000/470.000 Da
□ Baseline □ Missed
□ Wrong Peak

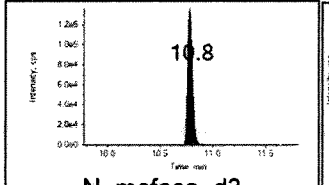

N_mefosa_d3
515.000/169.000 Da
□ Baseline □ Missed
□ Wrong Peak

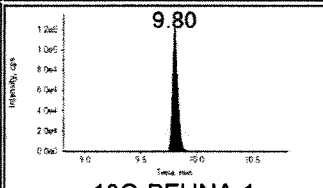

13C-PFUNA 1
565.000/520.000 Da
□ Baseline □ Missed
□ Wrong Peak

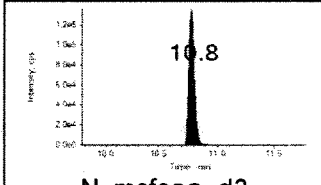

N_mefosa_d3
515.000/169.000 Da
□ Baseline □ Missed
□ Wrong Peak

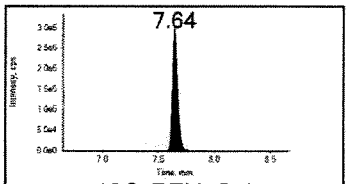

18O-PFHxS 1
403.000/103.000 Da
□ Baseline □ Missed
□ Wrong Peak

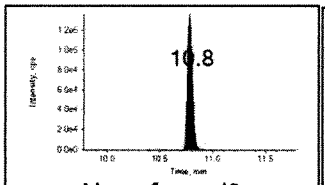

N_mefosa_d3
515.000/169.000 Da
□ Baseline □ Missed
□ Wrong Peak

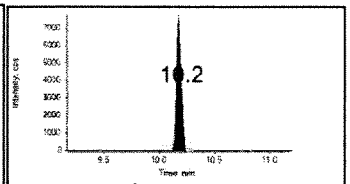

13C-PFDoA 1
615.000/570.000 Da
□ Baseline □ Missed
□ Wrong Peak

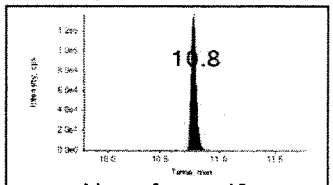

N_mefosa_d3
515.000/169.000 Da
□ Baseline □ Missed
□ Wrong Peak

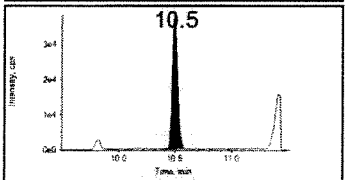

PFTrDA 1
663.000/619.000 Da
□ Baseline □ Missed
□ Wrong Peak

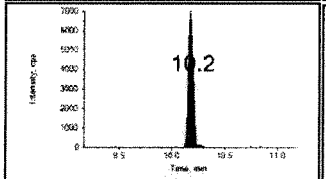

13c-pfdoda
615.000/570.000 Da
□ Baseline □ Missed
□ Wrong Peak

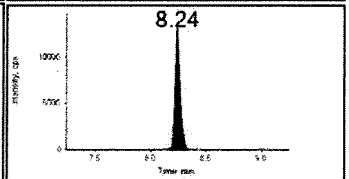

6_2-FTS 1
427.000/407.000 Da
□ Baseline □ Missed
□ Wrong Peak

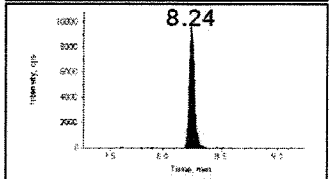

13C2-6_2-FTS
429.500/409.000 Da
□ Baseline □ Missed
□ Wrong Peak

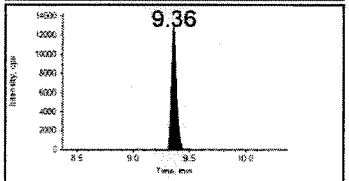

8_2-FTS 1
527.200/507.100 Da
□ Baseline □ Missed
□ Wrong Peak

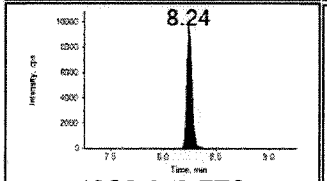

13C2-6_2-FTS
429.500/409.000 Da
□ Baseline □ Missed
□ Wrong Peak

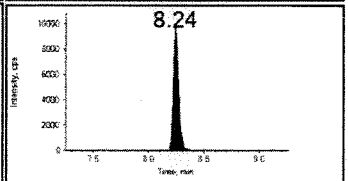

13C2-6_2-FTS 1
429.500/409.000 Da
□ Baseline □ Missed
□ Wrong Peak

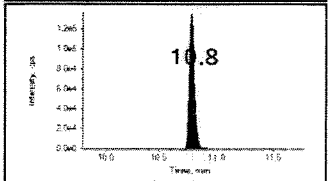

N_mefosa_d3
515.000/169.000 Da
□ Baseline □ Missed
□ Wrong Peak

Ion Ratio Confirmation

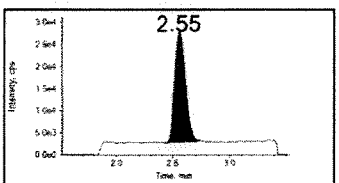

Pfba 2
Mod?
□ Baseline □ Missed
□ Wrong Peak

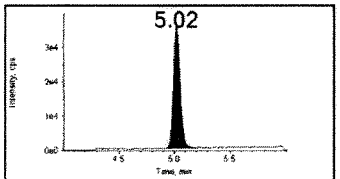

Pfpea 2
Mod?
□ Baseline □ Missed
□ Wrong Peak

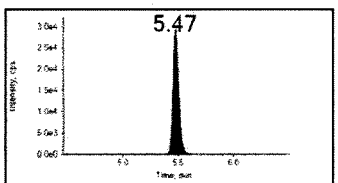

Pfbs 2
Mod?
□ Baseline □ Missed
□ Wrong Peak

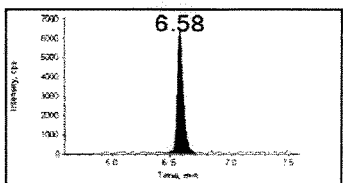

Pfhxa 2
Mod?
□ Baseline □ Missed
□ Wrong Peak

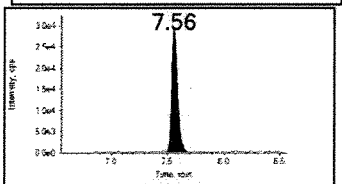

Pfhpa 2
Mod?
□ Baseline □ Missed
□ Wrong Peak

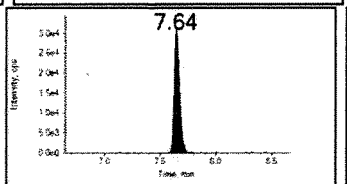

Pfhxs 2
Mod?
□ Baseline □ Missed
□ Wrong Peak

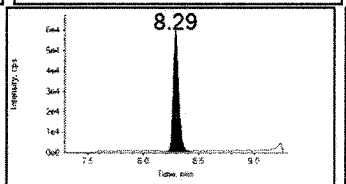

Pfoa 2
Mod?
□ Baseline □ Missed
□ Wrong Peak

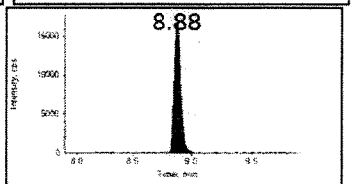

Pfna 2
Mod?
□ Baseline □ Missed
□ Wrong Peak

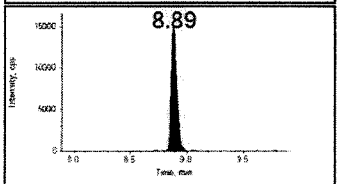

Pfos 2
Mod?
□ Baseline □ Missed
□ Wrong Peak

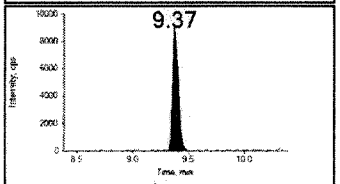

Pfda 2
Mod?
□ Baseline □ Missed
□ Wrong Peak

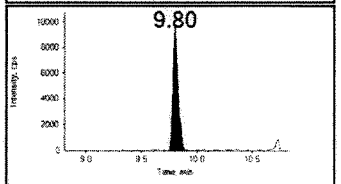

Pfuna 2
Mod?
□ Baseline □ Missed
□ Wrong Peak

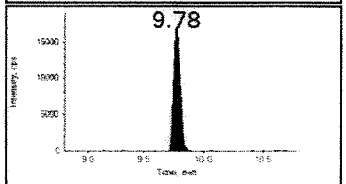

Pfds 2
Mod?
□ Baseline □ Missed
□ Wrong Peak

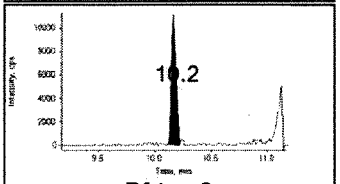

Pfdoa 2
Mod?
□ Baseline □ Missed
□ Wrong Peak

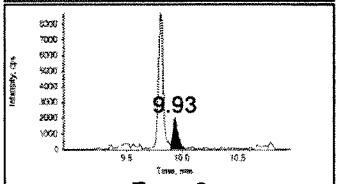

Fosa 2
Mod?
□ Baseline □ Missed
□ Wrong Peak

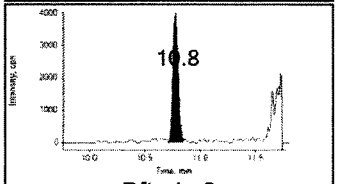

Pfteda 2
Mod?
□ Baseline □ Missed
□ Wrong Peak

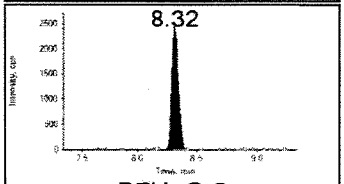

PFHpS 2
Mod?
□ Baseline □ Missed
□ Wrong Peak

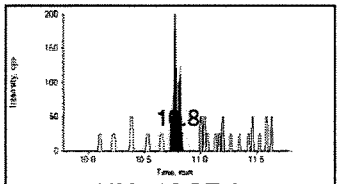

NMeFOSE 2
Mod?
□ Baseline □ Missed
□ Wrong Peak

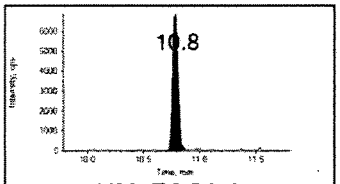

NMeFOSA 2
Mod?
□ Baseline □ Missed
□ Wrong Peak

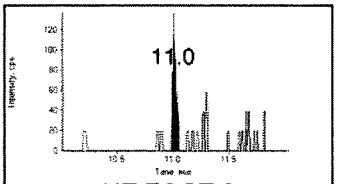

NEtFOSE 2
Mod?
□ Baseline □ Missed
□ Wrong Peak

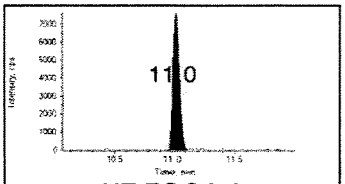

NEtFOSA 2
Mod?
□ Baseline □ Missed
□ Wrong Peak

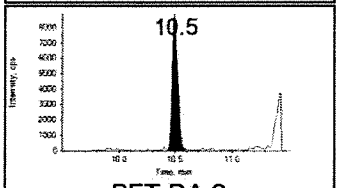

PFTrDA 2
Mod?
□ Baseline □ Missed
□ Wrong Peak

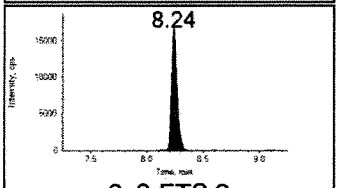

6_2-FTS 2
Mod?
□ Baseline □ Missed
□ Wrong Peak

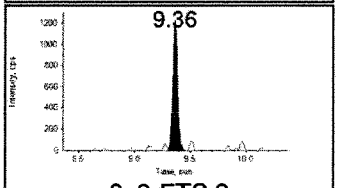

8_2-FTS 2
Mod?
□ Baseline □ Missed
□ Wrong Peak

Project	Ewan's Projects\PFCs	**Result Table**	050116.rdb
Data File	050116\1013.wiff	**Algorithm Used**	MQL
Acquisition Method	PFC_090315 schedule mrm.dam	**Instrument Name**	LCMS02

Sample Name	PFC 1ppb	**Injection Vial**	20006
Acquisition Date	5/1/2016 3:14:54 PM	**Injection Volume**	10
Acquisition Method	PFC_090315 schedule mrm.dam	**Sample Type**	Standard
Sample ID	15-OLC-02-45F	**Dilution Factor**	1.00

Results Summary

Analyte Name	Analyte RT (Expected)	IS Name	IS Area	Analyte Area	Exp Conc (ng/mL)	Calc. Conc (ng/mL)	Accuracy (%)	Mod?
Pfba 1	2.52 (2.53)	13c_pfba	1905038	383196	1.00	1.1820	118	No
Pfpea 1	4.99 (5.00)	13c_pfhxa	2709677	349659	1.00	1.1230	112	No
Pfbs 1	5.46 (5.47)	18o-pfhs	913621	648525	1.00	1.1670	117	No
Pfhxa 1	6.57 (6.57)	13c_pfhxa	2709677	570700	1.00	1.2050	121	No
Pfhpa 1	7.56 (7.56)	13c_pfhxa	2709677	647021	1.00	1.1880	119	No
Pfhxs 1	7.65 (7.64)	18o-pfhs	913621	611797	1.00	1.1860	119	No
Pfoa 1	8.30 (8.30)	13c-pfoa	1964401	242146	1.00	1.1570	116	No
Pfna 1	8.89 (8.89)	13c-pfna	2223289	466591	1.00	1.1620	116	No
Pfos 1	8.90 (8.90)	13c-pfos	1859664	397623	1.00	1.1440	114	No
Pfda 1	9.38 (9.38)	13c-pfda	1719757	371438	1.00	1.1560	116	No
Pfuna 1	9.81 (9.81)	13c-pfuna	365232	221492	1.00	1.1190	112	No
Pfds 1	9.78 (9.79)	13c-pfos	1859664	458733	1.00	1.1610	116	No
Pfdoa 1	10.20 (10.20)	13c-pfdoda	23112	293466	1.00	1.1560	116	No
Fosa 1	9.94 (9.94)	d5-NEtFOSA	435105	470345	1.00	1.1700	117	No
Pfteda 1	10.80 (10.80)	13c-pfdoda	23112	138527	1.00	1.0920	109	No
PFHpS 1	8.34 (8.32)	18o-pfhs	913621	46703	1.00	1.1480	115	No
NMeFOSE 1	10.80 (10.80)	d7-NMeFOSE	426094	114446	1.00	1.2190	122	No

MAY 12 2016

Analyte Name	Analyte RT (Expected)	IS Name	IS Area	Analyte Area	Exp Conc (ng/mL)	Calc. Conc (ng/mL)	Accuracy (%)	Mod?
NMeFOSA 1	10.80 (10.80)	d7-NMeFOSE	426094	59542	1.00	1.1580	116	No
NEtFOSE 1	11.00 (11.00)	d9-EtFOSE	595959	129559	1.00	1.0820	108	No
NEtFOSA 1	11.00 (11.00)	d5-NEtFOSA	435105	82916	1.00	1.0540	105	No
d9-EtFOSE 1	11.00 (11.00)	N_mefosa_d3	421246	595959	5.00	5.2060	104	No
d5-NEtFOSA 1	11.00 (11.00)	N_mefosa_d3	421246	435105	5.00	5.0070	100	No
d7-NMeFOSE 1	10.80 (10.80)	N_mefosa_d3	421246	426094	5.00	4.8180	96	No
13C_PFBA 1	2.52 (2.51)	N_mefosa_d3	421246	1905038	5.00	5.0600	101	No
13C_PFHXA 1	6.57 (6.57)	N_mefosa_d3	421246	2709677	5.00	4.9760	100	No
13C-PFOA 1	8.30 (8.30)	N_mefosa_d3	421246	1964401	5.00	4.9670	99	No
13C-PFNA 1	8.89 (8.89)	N_mefosa_d3	421246	2223289	5.00	5.2300	105	No
13C-PFOS 1	8.90 (8.90)	N_mefosa_d3	421246	1859664	5.00	5.0680	101	No
13C-PFDA 1	9.38 (9.39)	N_mefosa_d3	421246	1719757	5.00	4.8770	98	No
13C-PFUNA 1	9.81 (9.81)	N_mefosa_d3	421246	365232	5.00	5.1550	103	No
18O-PFHxS 1	7.64 (7.65)	N_mefosa_d3	421246	913621	5.00	5.0030	100	No
13C-PFDoA 1	10.20 (10.20)	N_mefosa_d3	421246	23138	5.00	5.1810	104	No
PFTrDA 1	10.50 (10.50)	13c-pfdoda	23112	304790	1.00	1.1560	116	No
6_2-FTS 1	8.25 (8.24)	13C2-6_2-FTS	28376	109370	1.00	1.1550	115	No
8_2-FTS 1	9.36 (9.37)	13C2-6_2-FTS	28376	108192	1.00	1.1700	117	No
13C2-6_2-FTS 1	8.25 (8.25)	N_mefosa_d3	421246	28376	5.00	5.0870	102	No

IRC Summary

Analyte Peak Name	RT (Expected)	Area	Modified?	Calculated Ion Ratio (Expected Value)
Pfba 2	2.52 (2.52)	380639	No	0.99
Pfpea 2	4.99 (5.00)	353458	No	1.01
Pfbs 2	5.45 (5.46)	262641	No	0.40
Pfhxa 2	6.57 (6.57)	50491	No	0.09
Pfhpa 2	7.57 (7.56)	247864	No	0.38
Pfhxs 2	7.65 (7.64)	238878	No	0.39
Pfoa 2	8.30 (8.30)	441595	No	1.82
Pfna 2	8.90 (8.89)	132793	No	0.28
Pfos 2	8.90 (8.90)	133547	No	0.34
Pfda 2	9.38 (9.38)	71610	No	0.19
Pfuna 2	9.81 (9.81)	68463	No	0.31
Pfds 2	9.79 (9.79)	139909	No	0.30
Pfdoa 2	10.20 (10.20)	70586	No	0.24
Fosa 2	9.94 (9.94)	10181	No	0.02
Pfteda 2	10.80 (10.80)	31213	No	0.23
PFHpS 2	8.34 (8.32)	19915	No	0.43
NMeFOSE 2	10.80 (10.80)	948	No	0.01
NMeFOSA 2	10.80 (10.80)	59085	No	0.99
NEtFOSE 2	11.00 (11.00)	810	No	0.01
NEtFOSA 2	11.00 (11.00)	60998	No	0.74
PFTrDA 2	10.50 (10.50)	64962	No	0.21
6_2-FTS 2	8.25 (8.25)	136109	No	1.24
8_2-FTS 2	9.36 (9.36)	9435	No	0.09

Quantitative Peak Review **PFC 1ppb 15-OLC-02-45F**

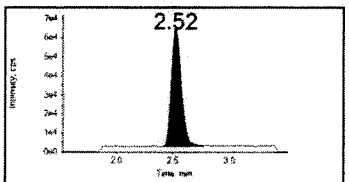

Pfba 1
213.000/169.000 Da
□ Baseline □ Missed
□ Wrong Peak

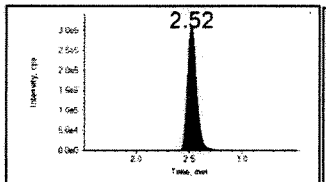

13c_pfba
217.000/172.000 Da
□ Baseline □ Missed
□ Wrong Peak

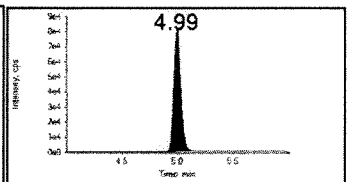

Pfpea 1
263.000/219.000 Da
□ Baseline □ Missed
□ Wrong Peak

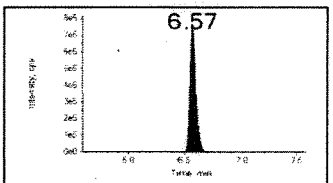

13c_pfhxa
315.000/270.000 Da
□ Baseline □ Missed
□ Wrong Peak

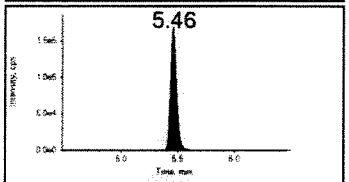

Pfbs 1
299.000/80.000 Da
□ Baseline □ Missed
□ Wrong Peak

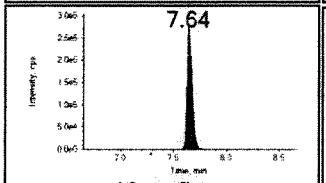

18o-pfhs
403.000/103.000 Da
□ Baseline □ Missed
□ Wrong Peak

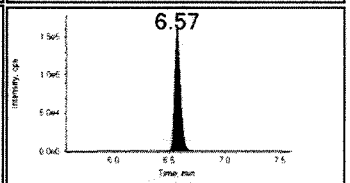

Pfhxa 1
313.000/269.000 Da
□ Baseline □ Missed
□ Wrong Peak

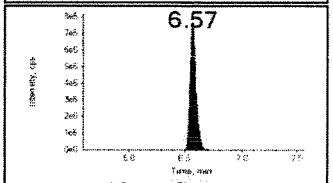

13c_pfhxa
315.000/270.000 Da
□ Baseline □ Missed
□ Wrong Peak

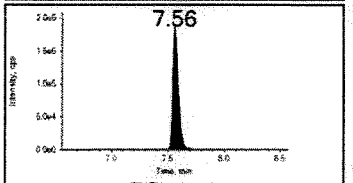

Pfhpa 1
363.000/319.000 Da
□ Baseline □ Missed
□ Wrong Peak

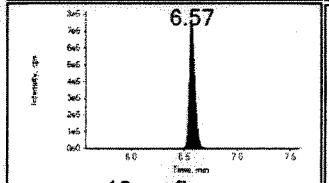

13c_pfhxa
315.000/270.000 Da
□ Baseline □ Missed
□ Wrong Peak

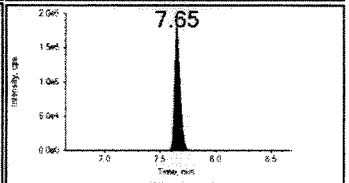

Pfhxs 1
399.000/80.000 Da
□ Baseline □ Missed
□ Wrong Peak

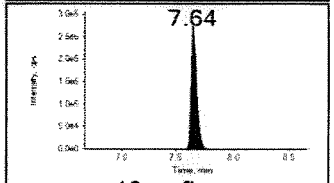

18o-pfhs
403.000/103.000 Da
□ Baseline □ Missed
□ Wrong Peak

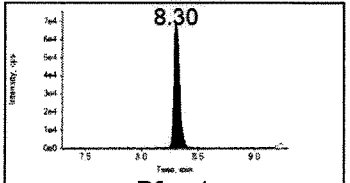

Pfoa 1
413.000/169.000 Da
□ Baseline □ Missed
□ Wrong Peak

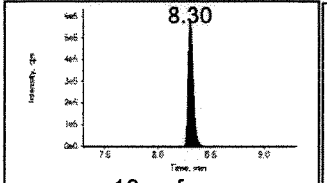

13c-pfoa
417.000/372.000 Da
□ Baseline □ Missed
□ Wrong Peak

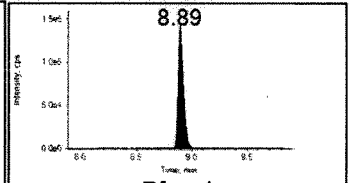

Pfna 1
463.000/419.000 Da
□ Baseline □ Missed
□ Wrong Peak

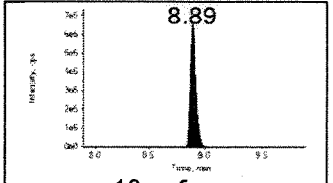

13c-pfna
468.000/423.000 Da
□ Baseline □ Missed
□ Wrong Peak

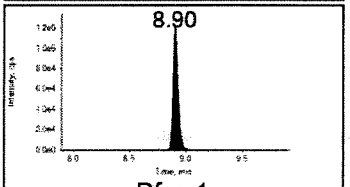

Pfos 1
499.000/80.000 Da
□ Baseline □ Missed
□ Wrong Peak

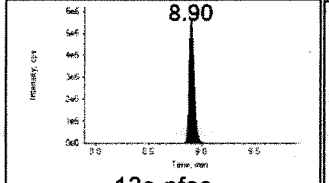

13c-pfos
503.000/80.000 Da
□ Baseline □ Missed
□ Wrong Peak

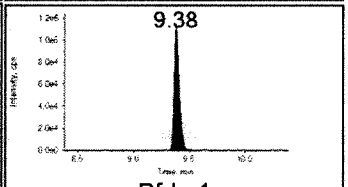

Pfda 1
513.000/469.000 Da
□ Baseline □ Missed
□ Wrong Peak

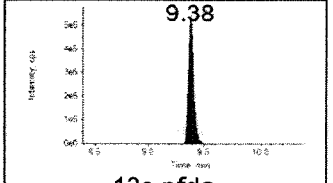

13c-pfda
515.000/470.000 Da
□ Baseline □ Missed
□ Wrong Peak

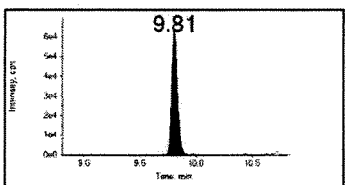

Pfuna 1
563.000/519.000 Da
□ Baseline □ Missed
□ Wrong Peak

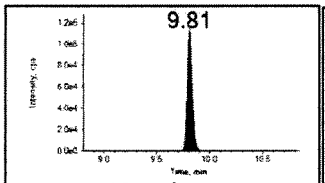

13c-pfuna
565.000/520.000 Da
□ Baseline □ Missed
□ Wrong Peak

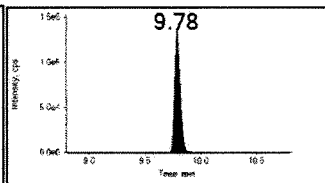

Pfds 1
599.000/80.000 Da
□ Baseline □ Missed
□ Wrong Peak

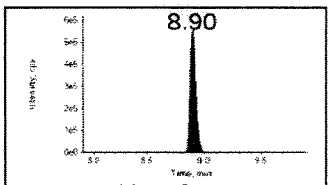

13c-pfos
503.000/80.000 Da
□ Baseline □ Missed
□ Wrong Peak

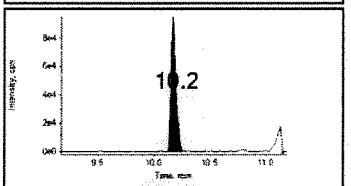

Pfdoa 1
613.000/569.000 Da
□ Baseline □ Missed
□ Wrong Peak

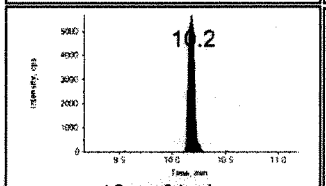

13c-pfdoda
615.000/570.000 Da
□ Baseline □ Missed
□ Wrong Peak

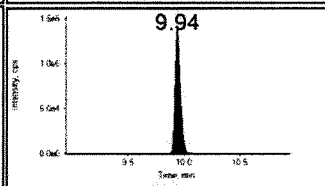

Fosa 1
498.000/78.000 Da
□ Baseline □ Missed
□ Wrong Peak

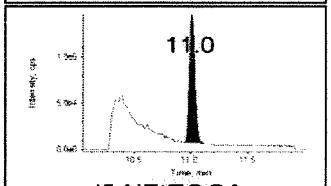

d5-NEtFOSA
531.000/169.000 Da
□ Baseline □ Missed
□ Wrong Peak

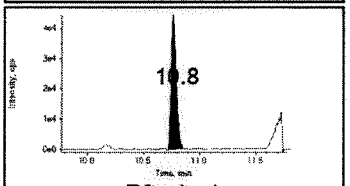

Pfteda 1
713.000/669.000 Da
□ Baseline □ Missed
□ Wrong Peak

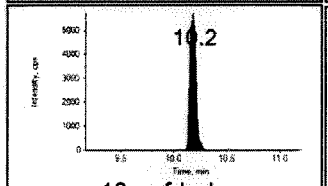

13c-pfdoda
615.000/570.000 Da
□ Baseline □ Missed
□ Wrong Peak

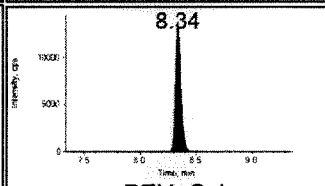

PFHpS 1
449.400/80.000 Da
□ Baseline □ Missed
□ Wrong Peak

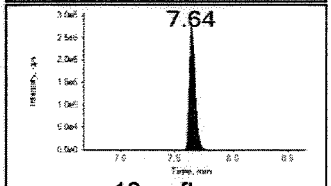

18o-pfhs
403.000/103.000 Da
□ Baseline □ Missed
□ Wrong Peak

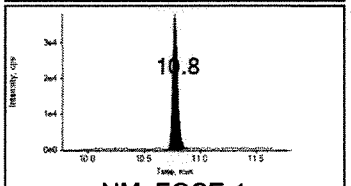

NMeFOSE 1
616.200/58.800 Da
□ Baseline □ Missed
□ Wrong Peak

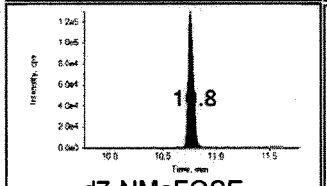

d7-NMeFOSE
623.000/59.000 Da
□ Baseline □ Missed
□ Wrong Peak

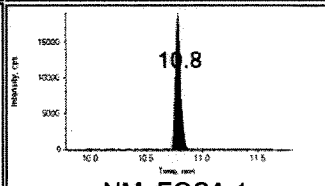

NMeFOSA 1
512.200/169.300 Da
□ Baseline □ Missed
□ Wrong Peak

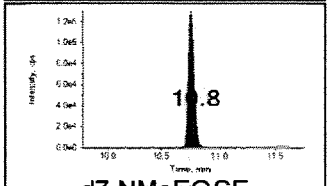

d7-NMeFOSE
623.000/59.000 Da
□ Baseline □ Missed
□ Wrong Peak

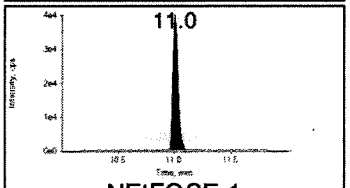

NEtFOSE 1
630.200/59.000 Da
□ Baseline □ Missed
□ Wrong Peak

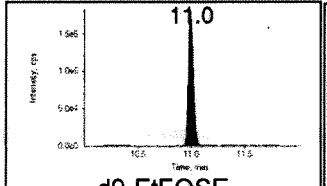

d9-EtFOSE
639.000/59.000 Da
□ Baseline □ Missed
□ Wrong Peak

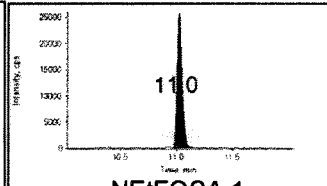

NEtFOSA 1
526.200/169.000 Da
□ Baseline □ Missed
□ Wrong Peak

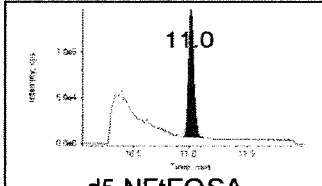

d5-NEtFOSA
531.000/169.000 Da
□ Baseline □ Missed
□ Wrong Peak

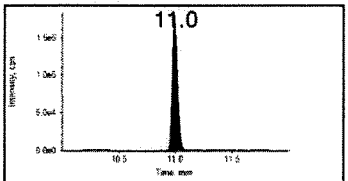

d9-EtFOSE 1
639.000/59.000 Da
□ Baseline □ Missed
□ Wrong Peak

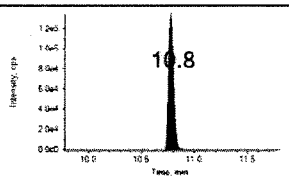

N_mefosa_d3
515.000/169.000 Da
□ Baseline □ Missed
□ Wrong Peak

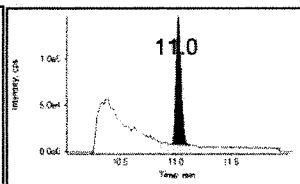

d5-NEtFOSA 1
531.000/169.000 Da
□ Baseline □ Missed
□ Wrong Peak

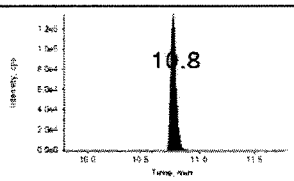

N_mefosa_d3
515.000/169.000 Da
□ Baseline □ Missed
□ Wrong Peak

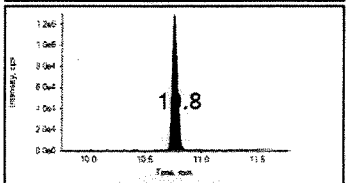

d7-NMeFOSE 1
623.000/59.000 Da
□ Baseline □ Missed
□ Wrong Peak

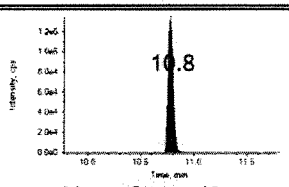

N_mefosa_d3
515.000/169.000 Da
□ Baseline □ Missed
□ Wrong Peak

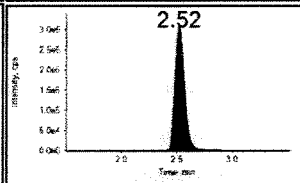

13C_PFBA 1
217.000/172.000 Da
□ Baseline □ Missed
□ Wrong Peak

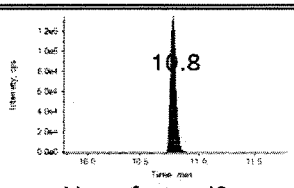

N_mefosa_d3
515.000/169.000 Da
□ Baseline □ Missed
□ Wrong Peak

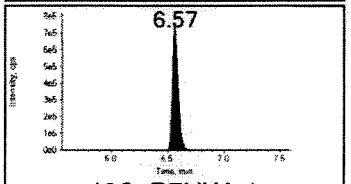

13C_PFHXA 1
315.000/270.000 Da
□ Baseline □ Missed
□ Wrong Peak

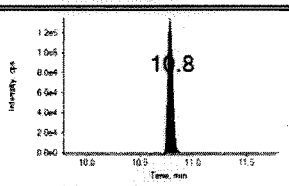

N_mefosa_d3
515.000/169.000 Da
□ Baseline □ Missed
□ Wrong Peak

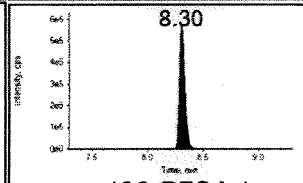

13C-PFOA 1
417.000/372.000 Da
□ Baseline □ Missed
□ Wrong Peak

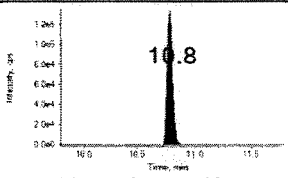

N_mefosa_d3
515.000/169.000 Da
□ Baseline □ Missed
□ Wrong Peak

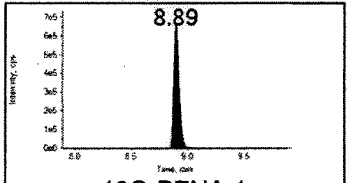

13C-PFNA 1
468.000/423.000 Da
□ Baseline □ Missed
□ Wrong Peak

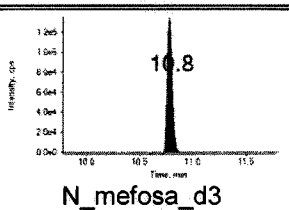

N_mefosa_d3
515.000/169.000 Da
□ Baseline □ Missed
□ Wrong Peak

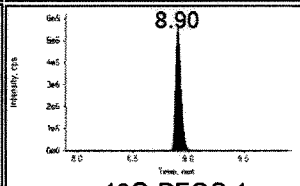

13C-PFOS 1
503.000/80.000 Da
□ Baseline □ Missed
□ Wrong Peak

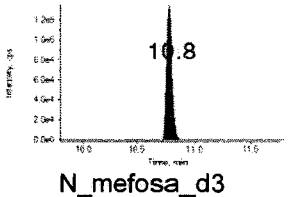

N_mefosa_d3
515.000/169.000 Da
□ Baseline □ Missed
□ Wrong Peak

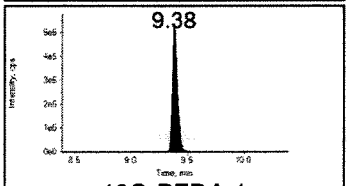

13C-PFDA 1
515.000/470.000 Da
□ Baseline □ Missed
□ Wrong Peak

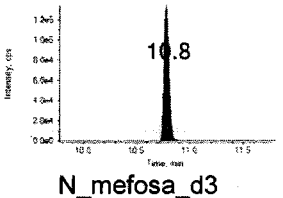

N_mefosa_d3
515.000/169.000 Da
□ Baseline □ Missed
□ Wrong Peak

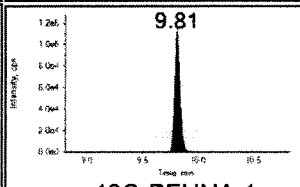

13C-PFUNA 1
565.000/520.000 Da
□ Baseline □ Missed
□ Wrong Peak

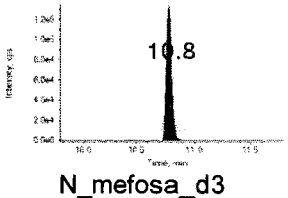

N_mefosa_d3
515.000/169.000 Da
□ Baseline □ Missed
□ Wrong Peak

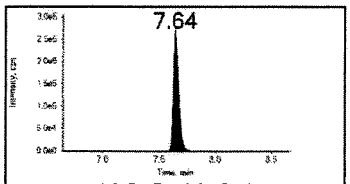

18O-PFHxS 1
403.000/103.000 Da
□ Baseline □ Missed
□ Wrong Peak

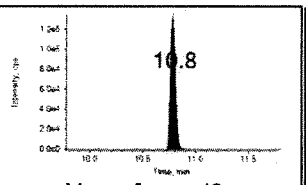

N_mefosa_d3
515.000/169.000 Da
□ Baseline □ Missed
□ Wrong Peak

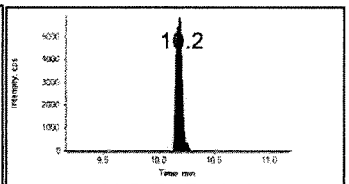

13C-PFDoA 1
615.000/570.000 Da
□ Baseline □ Missed
□ Wrong Peak

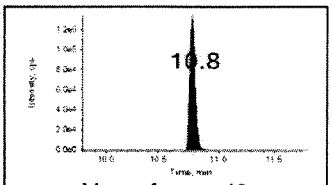

N_mefosa_d3
515.000/169.000 Da
□ Baseline □ Missed
□ Wrong Peak

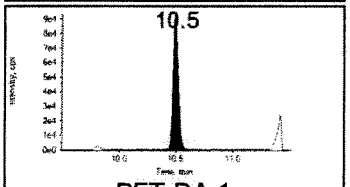

PFTrDA 1
663.000/619.000 Da
□ Baseline □ Missed
□ Wrong Peak

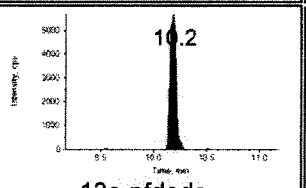

13c-pfdoda
615.000/570.000 Da
□ Baseline □ Missed
□ Wrong Peak

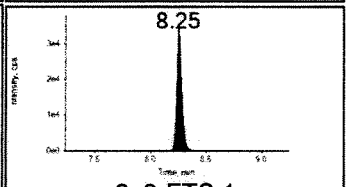

6_2-FTS 1
427.000/407.000 Da
□ Baseline □ Missed
□ Wrong Peak

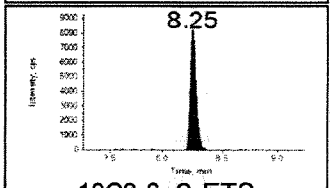

13C2-6_2-FTS
429.500/409.000 Da
□ Baseline □ Missed
□ Wrong Peak

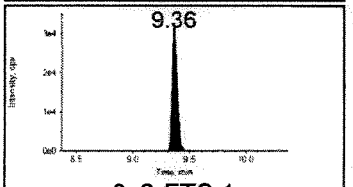

8_2-FTS 1
527.200/507.100 Da
□ Baseline □ Missed
□ Wrong Peak

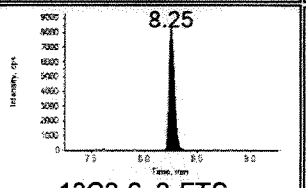

13C2-6_2-FTS
429.500/409.000 Da
□ Baseline □ Missed
□ Wrong Peak

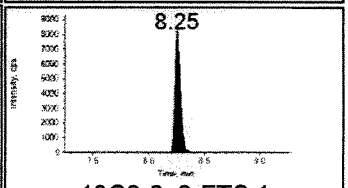

13C2-6_2-FTS 1
429.500/409.000 Da
□ Baseline □ Missed
□ Wrong Peak

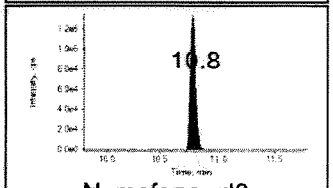

N_mefosa_d3
515.000/169.000 Da
□ Baseline □ Missed
□ Wrong Peak

Ion Ratio Confirmation

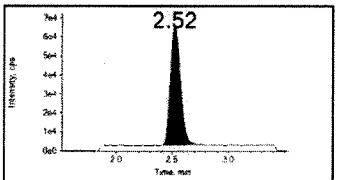

Pfba 2
Mod?
□ Baseline □ Missed
□ Wrong Peak

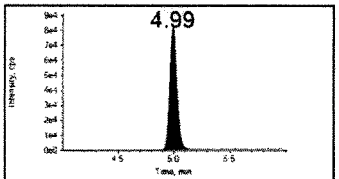

Pfpea 2
Mod?
□ Baseline □ Missed
□ Wrong Peak

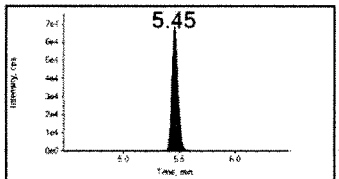

Pfbs 2
Mod?
□ Baseline □ Missed
□ Wrong Peak

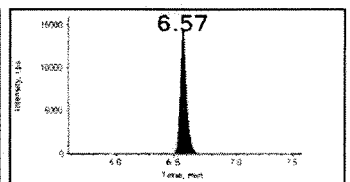

Pfhxa 2
Mod?
□ Baseline □ Missed
□ Wrong Peak

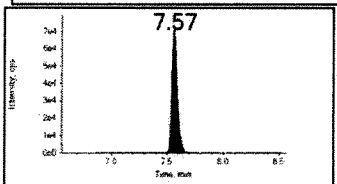

Pfhpa 2
Mod?
□ Baseline □ Missed
□ Wrong Peak

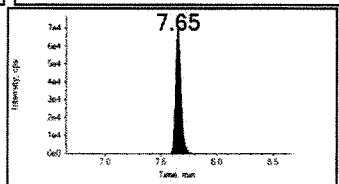

Pfhxs 2
Mod?
□ Baseline □ Missed
□ Wrong Peak

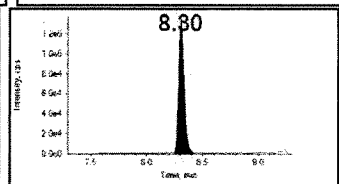

Pfoa 2
Mod?
□ Baseline □ Missed
□ Wrong Peak

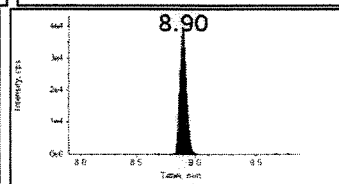

Pfna 2
Mod?
□ Baseline □ Missed
□ Wrong Peak

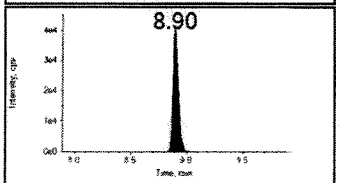

Pfos 2
Mod?
□ Baseline □ Missed
□ Wrong Peak

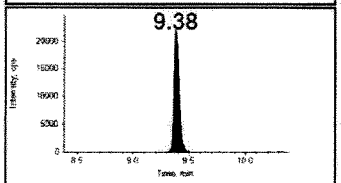

Pfda 2
Mod?
□ Baseline □ Missed
□ Wrong Peak

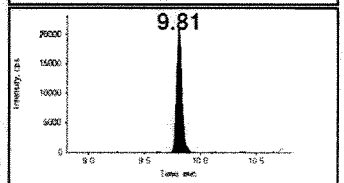

Pfuna 2
Mod?
□ Baseline □ Missed
□ Wrong Peak

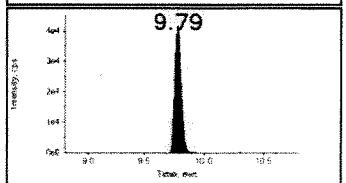

Pfds 2
Mod?
□ Baseline □ Missed
□ Wrong Peak

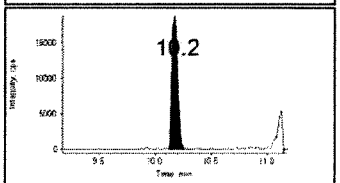

Pfdoa 2
Mod?
□ Baseline □ Missed
□ Wrong Peak

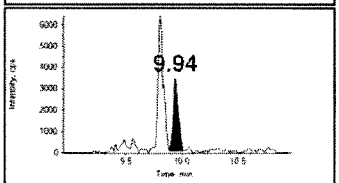

Fosa 2
Mod?
□ Baseline □ Missed
□ Wrong Peak

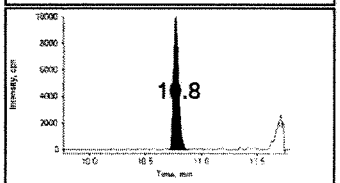

Pfteda 2
Mod?
□ Baseline □ Missed
□ Wrong Peak

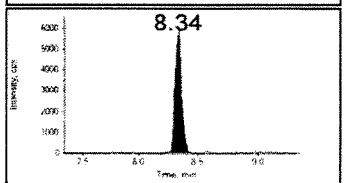

PFHpS 2
Mod?
□ Baseline □ Missed
□ Wrong Peak

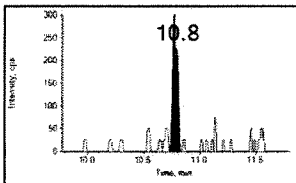

NMeFOSE 2
Mod?
□ Baseline □ Missed
□ Wrong Peak

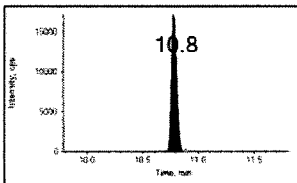

NMeFOSA 2
Mod?
□ Baseline □ Missed
□ Wrong Peak

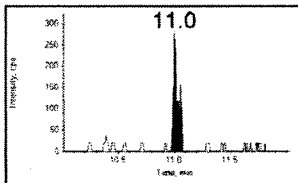

NEtFOSE 2
Mod?
□ Baseline □ Missed
□ Wrong Peak

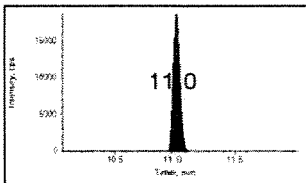

NEtFOSA 2
Mod?
□ Baseline □ Missed
□ Wrong Peak

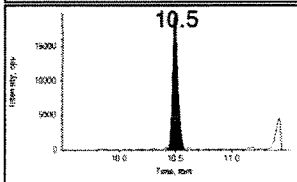

PFTrDA 2
Mod?
□ Baseline □ Missed
□ Wrong Peak

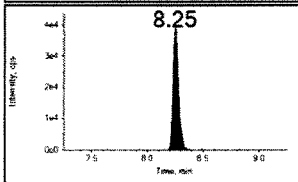

6_2-FTS 2
Mod?
□ Baseline □ Missed
□ Wrong Peak

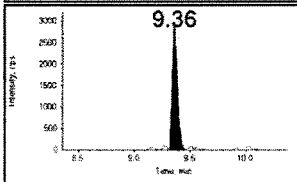

8_2-FTS 2
Mod?
□ Baseline □ Missed
□ Wrong Peak

Project	Ewan's Projects\PFCs	**Result Table**	050116.rdb
Data File	050116\1014.wiff	**Algorithm Used**	MQL
Acquisition Method	PFC_090315 schedule mrm.dam	**Instrument Name**	LCMS02

Sample Name	PFC 5ppb	**Injection Vial**	20007
Acquisition Date	5/1/2016 3:32:44 PM	**Injection Volume**	10
Acquisition Method	PFC_090315 schedule mrm.dam	**Sample Type**	Standard
Sample ID	15-OLC-02-45G	**Dilution Factor**	1.00

Results Summary

Analyte Name	Analyte RT (Expected)	IS Name	IS Area	Analyte Area	Exp Conc (ng/mL)	Calc. Conc (ng/mL)	Accuracy (%)	Mod?
Pfba 1	2.54 (2.54)	13c_pfba	2071018	1705476	5.00	4.8390	97	No
Pfpea 1	5.01 (5.01)	13c_pfhxa	3013733	1659565	5.00	4.7910	96	No
Pfbs 1	5.47 (5.47)	18o-pfhs	993314	3013775	5.00	4.9900	100	No
Pfhxa 1	6.58 (6.58)	13c_pfhxa	3013733	2638353	5.00	5.0090	100	No
Pfhpa 1	7.56 (7.57)	13c_pfhxa	3013733	3062095	5.00	5.0530	101	No
Pfhxs 1	7.65 (7.65)	18o-pfhs	993314	2830993	5.00	5.0470	101	No
Pfoa 1	8.30 (8.30)	13c-pfoa	2108778	1063731	5.00	4.7330	95	No
Pfna 1	8.88 (8.88)	13c-pfna	2341237	2207529	5.00	5.2210	104	No
Pfos 1	8.90 (8.89)	13c-pfos	2069198	1754733	5.00	4.5370	91	No
Pfda 1	9.38 (9.37)	13c-pfda	1941913	1786925	5.00	4.9260	99	No
Pfuna 1	9.80 (9.80)	13c-pfuna	378858	1020679	5.00	4.9730	100	No
Pfds 1	9.78 (9.79)	13c-pfos	2069198	2135462	5.00	4.8570	97	No
Pfdoa 1	10.20 (10.20)	13c-pfdoda	26136	1225332	5.00	4.2700	85	No
Fosa 1	9.93 (9.93)	d5-NEtFOSA	476385	2148694	5.00	4.8840	98	No
Pfteda 1	10.80 (10.80)	13c-pfdoda	26136	664506	5.00	4.6310	93	No
PFHpS 1	8.33 (8.33)	18o-pfhs	993314	215433	5.00	4.8690	97	No
NMeFOSE 1	10.80 (10.80)	d7-NMeFOSE	505319	463078	5.00	4.1600	83	No

MAY 12 2016

Analyte Name	Analyte RT (Expected)	IS Name	IS Area	Analyte Area	Exp Conc (ng/mL)	Calc. Conc (ng/mL)	Accuracy (%)	Mod?
NMeFOSA 1	10.80 (10.80)	d7-NMeFOSE	505319	273357	5.00	4.4810	90	No
NEtFOSE 1	11.00 (11.00)	d9-EtFOSE	650586	626671	5.00	4.7940	96	No
NEtFOSA 1	11.00 (11.00)	d5-NEtFOSA	476385	403514	5.00	4.6850	94	No
d9-EtFOSE 1	11.00 (11.00)	N_mefosa_d3	419773	650586	5.00	5.7030	114	No
d5-NEtFOSA 1	11.00 (11.00)	N_mefosa_d3	419773	476385	5.00	5.5020	110	No
d7-NMeFOSE 1	10.80 (10.80)	N_mefosa_d3	419773	505319	5.00	5.7340	115	No
13C_PFBA 1	2.53 (2.51)	N_mefosa_d3	419773	2071018	5.00	5.5210	110	No
13C_PFHXA 1	6.58 (6.57)	N_mefosa_d3	419773	3013733	5.00	5.5540	111	No
13C-PFOA 1	8.30 (8.29)	N_mefosa_d3	419773	2108778	5.00	5.3510	107	No
13C-PFNA 1	8.88 (8.89)	N_mefosa_d3	419773	2341237	5.00	5.5270	111	No
13C-PFOS 1	8.89 (8.90)	N_mefosa_d3	419773	2069198	5.00	5.6590	113	No
13C-PFDA 1	9.37 (9.39)	N_mefosa_d3	419773	1941913	5.00	5.5260	111	No
13C-PFUNA 1	9.80 (9.81)	N_mefosa_d3	419773	378858	5.00	5.3660	107	No
18O-PFHxS 1	7.65 (7.65)	N_mefosa_d3	419773	993314	5.00	5.4590	109	No
13C-PFDoA 1	10.20 (10.20)	N_mefosa_d3	419773	26188	5.00	5.8840	118	No
PFTrDA 1	10.50 (10.50)	13c-pfdoda	26136	1314048	5.00	4.4070	88	No
6_2-FTS 1	8.25 (8.24)	13C2-6_2-FTS	28459	502309	5.00	5.2890	106	No
8_2-FTS 1	9.36 (9.37)	13C2-6_2-FTS	28459	471988	5.00	5.3870	108	No
13C2-6_2-FTS 1	8.25 (8.25)	N_mefosa_d3	419773	28459	5.00	5.1200	102	No

IRC Summary

Analyte Peak Name	RT (Expected)	Area	Modified?	Calculated Ion Ratio (Expected Value)
Pfba 2	2.53 (2.54)	1698152	No	1.00
Pfpea 2	5.00 (5.01)	1671816	No	1.01
Pfbs 2	5.47 (5.46)	1217320	No	0.40
Pfhxa 2	6.58 (6.58)	234105	No	0.09
Pfhpa 2	7.56 (7.57)	1197617	No	0.39
Pfhxs 2	7.65 (7.65)	1104925	No	0.39
Pfoa 2	8.30 (8.30)	2053733	No	1.93
Pfna 2	8.88 (8.88)	625292	No	0.28
Pfos 2	8.89 (8.89)	590749	No	0.34
Pfda 2	9.38 (9.37)	333737	No	0.19
Pfuna 2	9.80 (9.80)	322007	No	0.32
Pfds 2	9.78 (9.79)	651216	No	0.30
Pfdoa 2	10.20 (10.20)	345836	No	0.28
Fosa 2	9.93 (9.93)	56766	Yes	0.03
Pfteda 2	10.80 (10.80)	145711	No	0.22
PFHpS 2	8.33 (8.33)	91239	No	0.42
NMeFOSE 2	10.80 (10.80)	5178	No	0.01
NMeFOSA 2	10.80 (10.80)	268796	No	0.98
NEtFOSE 2	11.00 (11.00)	3340	No	0.01
NEtFOSA 2	11.00 (11.00)	282665	No	0.70
PFTrDA 2	10.50 (10.50)	280784	No	0.21
6_2-FTS 2	8.25 (8.25)	617223	No	1.23
8_2-FTS 2	9.35 (9.36)	45503	No	0.10

Quantitative Peak Review **PFC 5ppb 15-OLC-02-45G**

	File Name	Sample Name	Sample ID	Sample Type	Analyte Peak Name	Analyte Peak Area (counts)	Analyte Concentration (ng/mL)	Analyte Reten	IS Peak Name	IS Peak Area (counts)
1	050116\1007.wiff	IB		Unknown	Fosa 2	0.0000	N/A	0.00	d5-NEtFOSA	503880.
2	050116\1008.wiff	PFC 0.02ppb	15-O	Standard	Fosa 2	964.88	0.020000	9.95	d5-NEtFOSA	487030.
3	050116\1009.wiff	PFC 0.05ppb	15-O	Standard	Fosa 2	0.0000	0.050000	0.00	d5-NEtFOSA	451050.
4	050116\1010.wiff	PFC 0.1ppb	15-O	Standard	Fosa 2	0.0000	0.10000	0.00	d5-NEtFOSA	476890.
5	050116\1011.wiff	PFC 0.25ppb	15-O	Standard	Fosa 2	2893.0	0.25000	9.92	d5-NEtFOSA	469080.
6	050116\1012.wiff	PFC 0.5ppb	15-O	Standard	Fosa 2	5899.1	0.50000	9.93	d5-NEtFOSA	470150.
7	050116\1013.wiff	PFC 1ppb	15-O	Standard	Fosa 2	10181.	1.0000	9.94	d5-NEtFOSA	435100.
8	050116\1014.wiff	PFC 5ppb	15-O	Standard	Fosa 2	81283.	5.0000	9.93	d5-NEtFOSA	476380.
9	050116\1015.wiff	PFC 10ppb	15-O	Standard	Fosa 2	108480.	10.000	9.93	d5-NEtFOSA	485310.
10	050116\1016.wiff	PFC 20ppb	15-O	Standard	Fosa 2	210650.	20.000	9.93	d5-NEtFOSA	477660.
11	050116\1017.wiff	PFC 50ppb	15-O	Standard	Fosa 2	510610.	50.000	9.93	d5-NEtFOSA	495860.
12	050116\1018.wiff	IB		Unknown	Fosa 2	0.0000	N/A	0.00	d5-NEtFOSA	482300.
13	050116\1019.wiff	PFC 2ppb ICV	15-O	Quality Control	Fosa 2	20287.	2.0000	9.94	d5-NEtFOSA	425990.

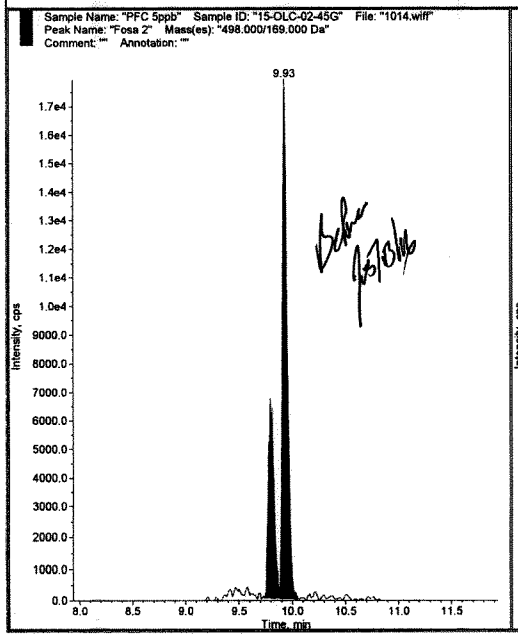

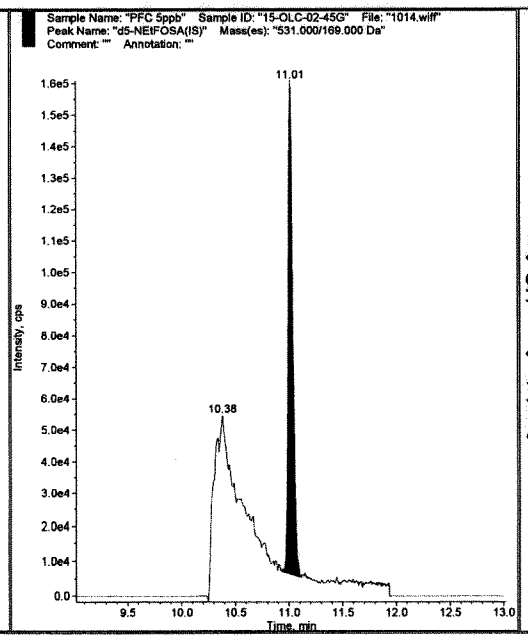

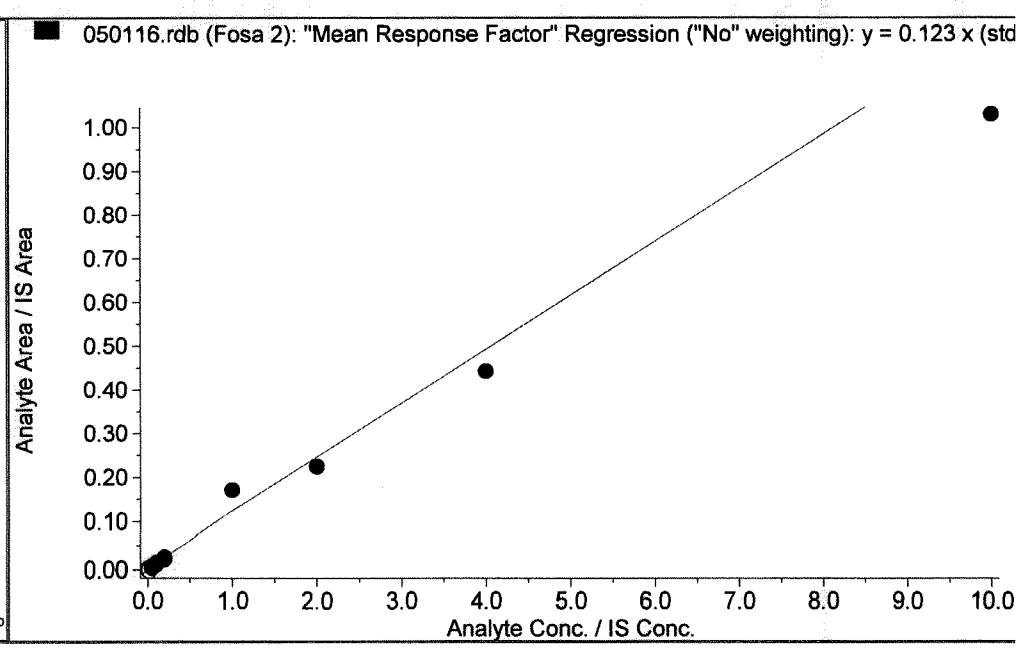

MAY 1 2 2016

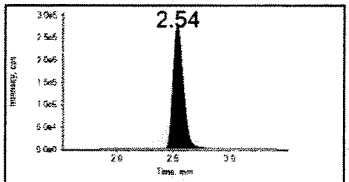

Pfba 1
213.000/169.000 Da
□ Baseline □ Missed
□ Wrong Peak

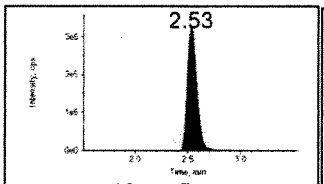

13c_pfba
217.000/172.000 Da
□ Baseline □ Missed
□ Wrong Peak

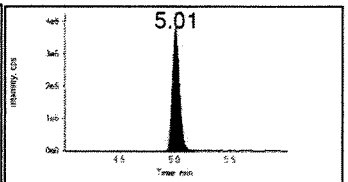

Pfpea 1
263.000/219.000 Da
□ Baseline □ Missed
□ Wrong Peak

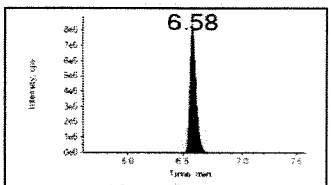

13c_pfhxa
315.000/270.000 Da
□ Baseline □ Missed
□ Wrong Peak

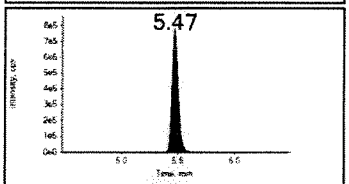

Pfbs 1
299.000/80.000 Da
□ Baseline □ Missed
□ Wrong Peak

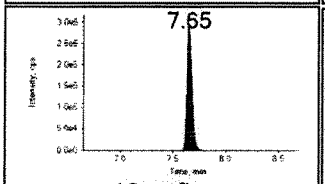

18o-pfhs
403.000/103.000 Da
□ Baseline □ Missed
□ Wrong Peak

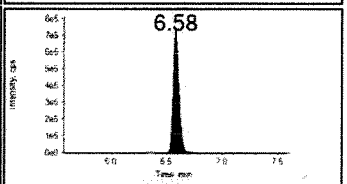

Pfhxa 1
313.000/269.000 Da
□ Baseline □ Missed
□ Wrong Peak

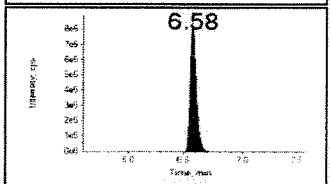

13c_pfhxa
315.000/270.000 Da
□ Baseline □ Missed
□ Wrong Peak

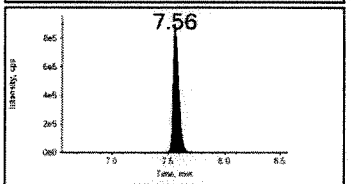

Pfhpa 1
363.000/319.000 Da
□ Baseline □ Missed
□ Wrong Peak

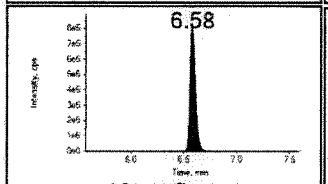

13c_pfhxa
315.000/270.000 Da
□ Baseline □ Missed
□ Wrong Peak

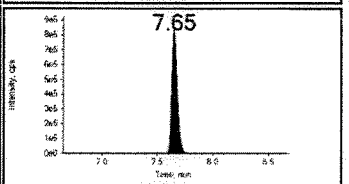

Pfhxs 1
399.000/80.000 Da
□ Baseline □ Missed
□ Wrong Peak

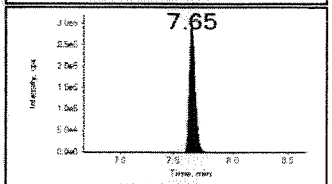

18o-pfhs
403.000/103.000 Da
□ Baseline □ Missed
□ Wrong Peak

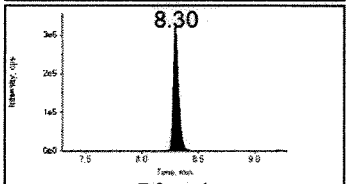

Pfoa 1
413.000/169.000 Da
□ Baseline □ Missed
□ Wrong Peak

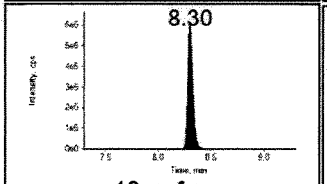

13c-pfoa
417.000/372.000 Da
□ Baseline □ Missed
□ Wrong Peak

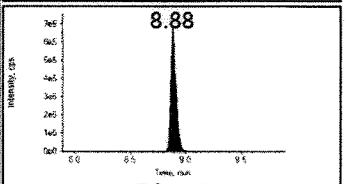

Pfna 1
463.000/419.000 Da
□ Baseline □ Missed
□ Wrong Peak

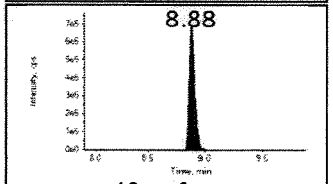

13c-pfna
468.000/423.000 Da
□ Baseline □ Missed
□ Wrong Peak

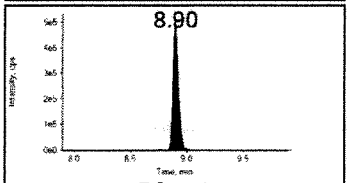

Pfos 1
499.000/80.000 Da
□ Baseline □ Missed
□ Wrong Peak

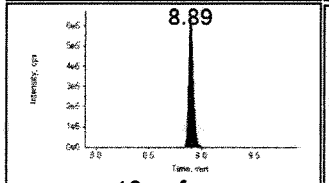

13c-pfos
503.000/80.000 Da
□ Baseline □ Missed
□ Wrong Peak

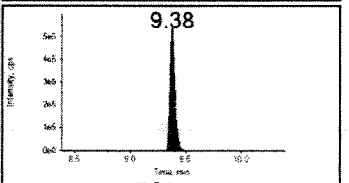

Pfda 1
513.000/469.000 Da
□ Baseline □ Missed
□ Wrong Peak

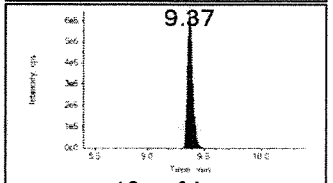

13c-pfda
515.000/470.000 Da
□ Baseline □ Missed
□ Wrong Peak

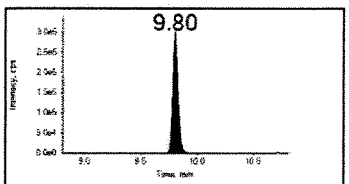

Pfuna 1
563.000/519.000 Da
□ Baseline □ Missed
□ Wrong Peak

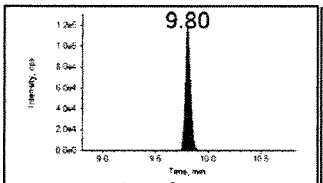

13c-pfuna
565.000/520.000 Da
□ Baseline □ Missed
□ Wrong Peak

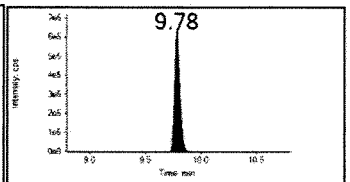

Pfds 1
599.000/80.000 Da
□ Baseline □ Missed
□ Wrong Peak

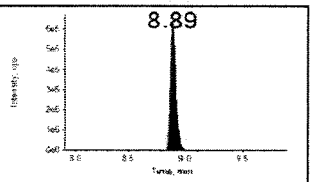

13c-pfos
503.000/80.000 Da
□ Baseline □ Missed
□ Wrong Peak

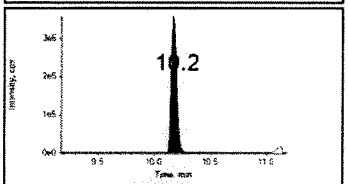

Pfdoa 1
613.000/569.000 Da
□ Baseline □ Missed
□ Wrong Peak

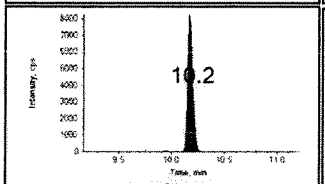

13c-pfdoda
615.000/570.000 Da
□ Baseline □ Missed
□ Wrong Peak

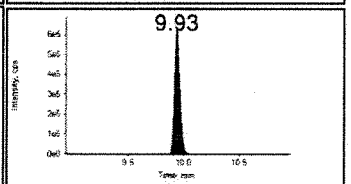

Fosa 1
498.000/78.000 Da
□ Baseline □ Missed
□ Wrong Peak

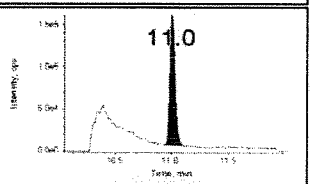

d5-NEtFOSA
531.000/169.000 Da
□ Baseline □ Missed
□ Wrong Peak

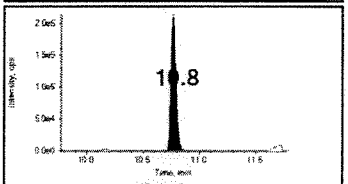

Pfteda 1
713.000/669.000 Da
□ Baseline □ Missed
□ Wrong Peak

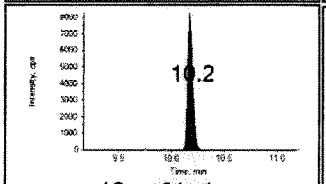

13c-pfdoda
615.000/570.000 Da
□ Baseline □ Missed
□ Wrong Peak

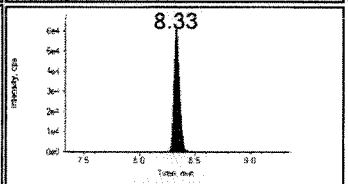

PFHpS 1
449.400/80.000 Da
□ Baseline □ Missed
□ Wrong Peak

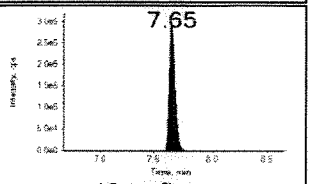

18o-pfhs
403.000/103.000 Da
□ Baseline □ Missed
□ Wrong Peak

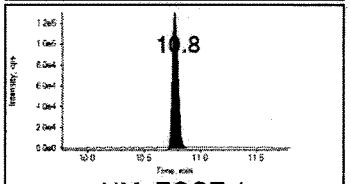

NMeFOSE 1
616.200/58.800 Da
□ Baseline □ Missed
□ Wrong Peak

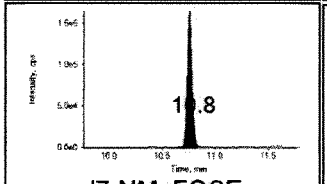

d7-NMeFOSE
623.000/59.000 Da
□ Baseline □ Missed
□ Wrong Peak

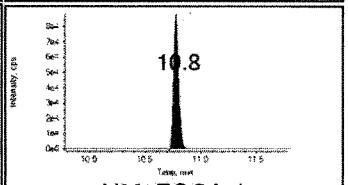

NMeFOSA 1
512.200/169.300 Da
□ Baseline □ Missed
□ Wrong Peak

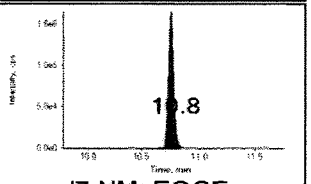

d7-NMeFOSE
623.000/59.000 Da
□ Baseline □ Missed
□ Wrong Peak

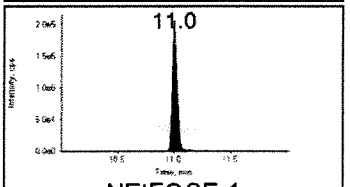

NEtFOSE 1
630.200/59.000 Da
□ Baseline □ Missed
□ Wrong Peak

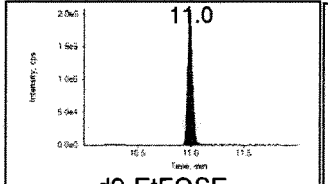

d9-EtFOSE
639.000/59.000 Da
□ Baseline □ Missed
□ Wrong Peak

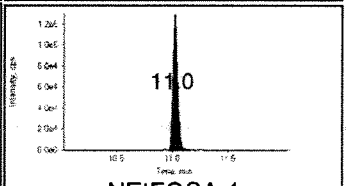

NEtFOSA 1
526.200/169.000 Da
□ Baseline □ Missed
□ Wrong Peak

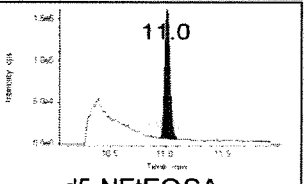

d5-NEtFOSA
531.000/169.000 Da
□ Baseline □ Missed
□ Wrong Peak

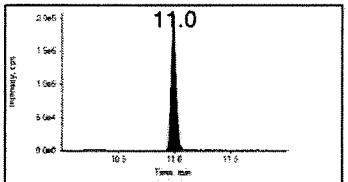

d9-EtFOSE 1
639.000/59.000 Da
□ Baseline □ Missed
□ Wrong Peak

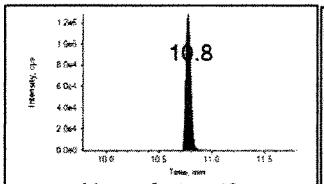

N_mefosa_d3
515.000/169.000 Da
□ Baseline □ Missed
□ Wrong Peak

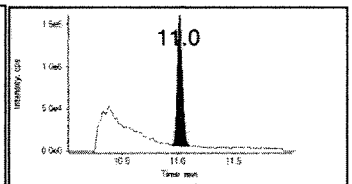

d5-NEtFOSA 1
531.000/169.000 Da
□ Baseline □ Missed
□ Wrong Peak

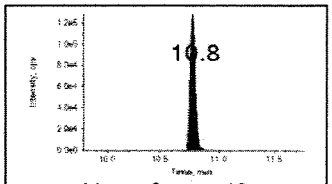

N_mefosa_d3
515.000/169.000 Da
□ Baseline □ Missed
□ Wrong Peak

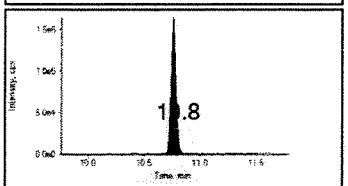

d7-NMeFOSE 1
623.000/59.000 Da
□ Baseline □ Missed
□ Wrong Peak

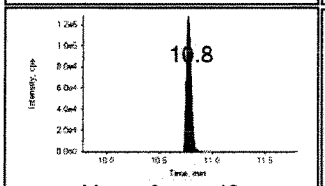

N_mefosa_d3
515.000/169.000 Da
□ Baseline □ Missed
□ Wrong Peak

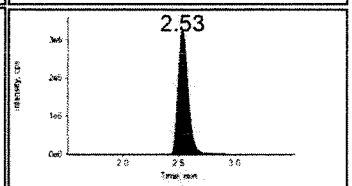

13C_PFBA 1
217.000/172.000 Da
□ Baseline □ Missed
□ Wrong Peak

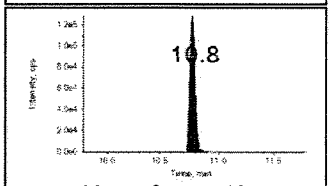

N_mefosa_d3
515.000/169.000 Da
□ Baseline □ Missed
□ Wrong Peak

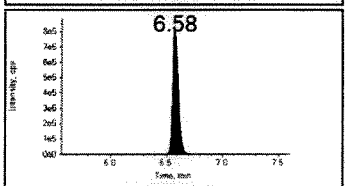

13C_PFHXA 1
315.000/270.000 Da
□ Baseline □ Missed
□ Wrong Peak

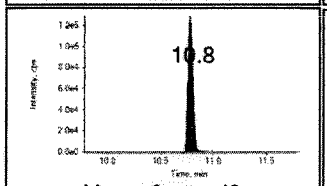

N_mefosa_d3
515.000/169.000 Da
□ Baseline □ Missed
□ Wrong Peak

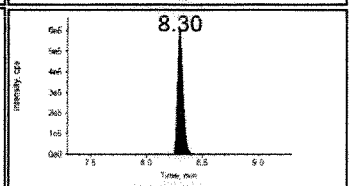

13C-PFOA 1
417.000/372.000 Da
□ Baseline □ Missed
□ Wrong Peak

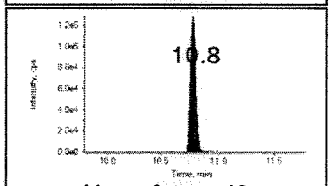

N_mefosa_d3
515.000/169.000 Da
□ Baseline □ Missed
□ Wrong Peak

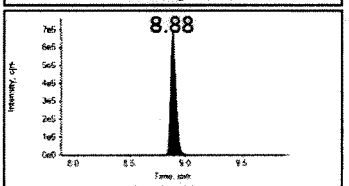

13C-PFNA 1
468.000/423.000 Da
□ Baseline □ Missed
□ Wrong Peak

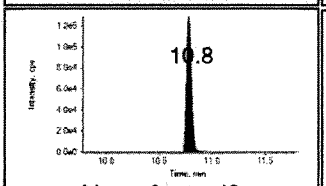

N_mefosa_d3
515.000/169.000 Da
□ Baseline □ Missed
□ Wrong Peak

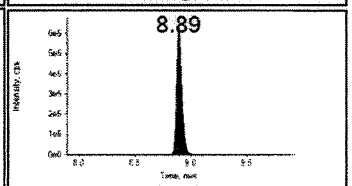

13C-PFOS 1
503.000/80.000 Da
□ Baseline □ Missed
□ Wrong Peak

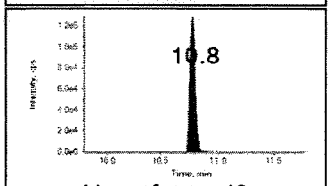

N_mefosa_d3
515.000/169.000 Da
□ Baseline □ Missed
□ Wrong Peak

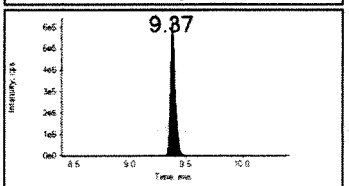

13C-PFDA 1
515.000/470.000 Da
□ Baseline □ Missed
□ Wrong Peak

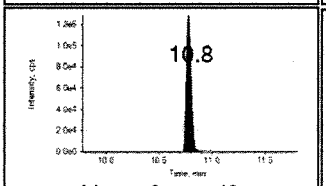

N_mefosa_d3
515.000/169.000 Da
□ Baseline □ Missed
□ Wrong Peak

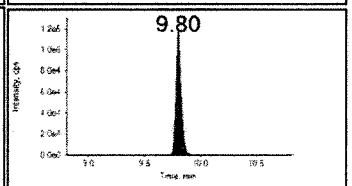

13C-PFUNA 1
565.000/520.000 Da
□ Baseline □ Missed
□ Wrong Peak

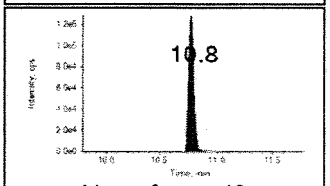

N_mefosa_d3
515.000/169.000 Da
□ Baseline □ Missed
□ Wrong Peak

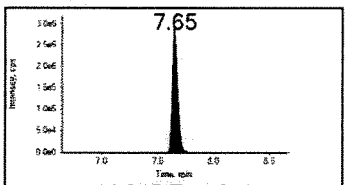

18O-PFHxS 1
403.000/103.000 Da
□ Baseline □ Missed
□ Wrong Peak

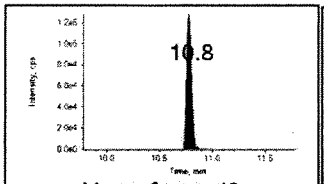

N_mefosa_d3
515.000/169.000 Da
□ Baseline □ Missed
□ Wrong Peak

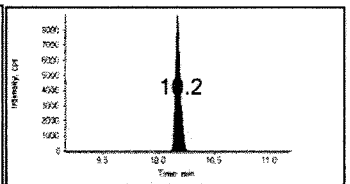

13C-PFDoA 1
615.000/570.000 Da
□ Baseline □ Missed
□ Wrong Peak

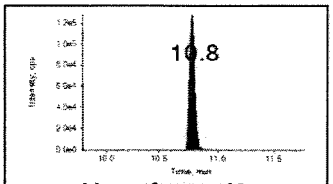

N_mefosa_d3
515.000/169.000 Da
□ Baseline □ Missed
□ Wrong Peak

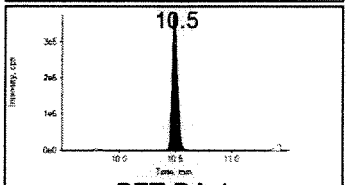

PFTrDA 1
663.000/619.000 Da
□ Baseline □ Missed
□ Wrong Peak

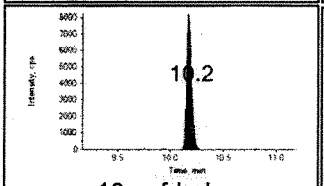

13c-pfdoda
615.000/570.000 Da
□ Baseline □ Missed
□ Wrong Peak

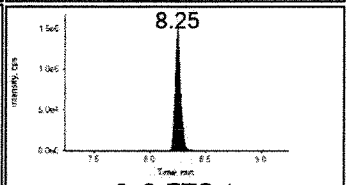

6_2-FTS 1
427.000/407.000 Da
□ Baseline □ Missed
□ Wrong Peak

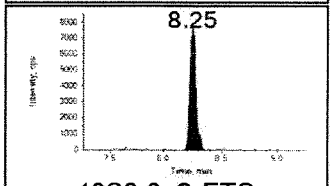

13C2-6_2-FTS
429.500/409.000 Da
□ Baseline □ Missed
□ Wrong Peak

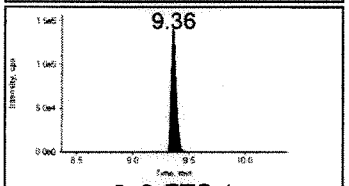

8_2-FTS 1
527.200/507.100 Da
□ Baseline □ Missed
□ Wrong Peak

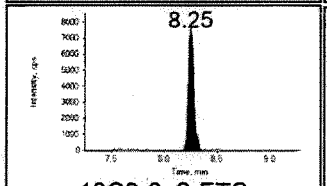

13C2-6_2-FTS
429.500/409.000 Da
□ Baseline □ Missed
□ Wrong Peak

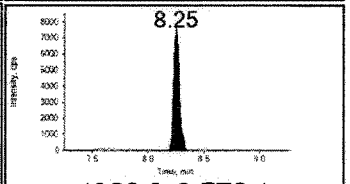

13C2-6_2-FTS 1
429.500/409.000 Da
□ Baseline □ Missed
□ Wrong Peak

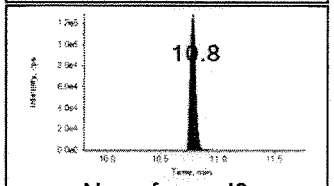

N_mefosa_d3
515.000/169.000 Da
□ Baseline □ Missed
□ Wrong Peak

Ion Ratio Confirmation

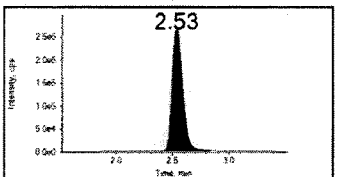

Pfba 2
Mod?
□ Baseline □ Missed
□ Wrong Peak

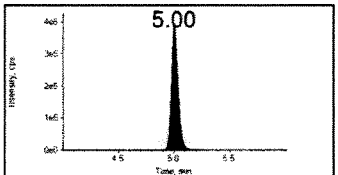

Pfpea 2
Mod?
□ Baseline □ Missed
□ Wrong Peak

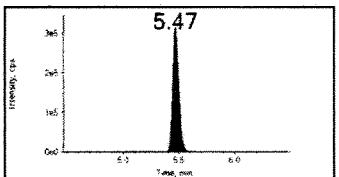

Pfbs 2
Mod?
□ Baseline □ Missed
□ Wrong Peak

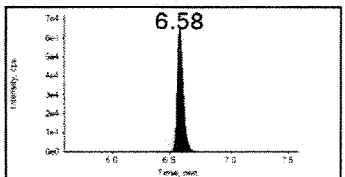

Pfhxa 2
Mod?
□ Baseline □ Missed
□ Wrong Peak

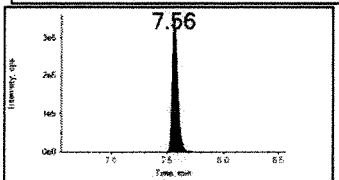

Pfhpa 2
Mod?
□ Baseline □ Missed
□ Wrong Peak

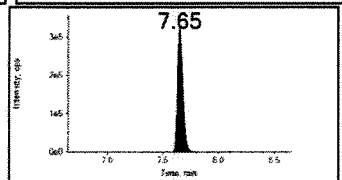

Pfhxs 2
Mod?
□ Baseline □ Missed
□ Wrong Peak

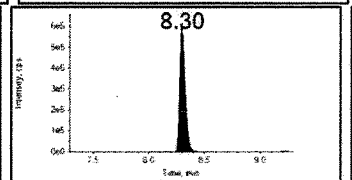

Pfoa 2
Mod?
□ Baseline □ Missed
□ Wrong Peak

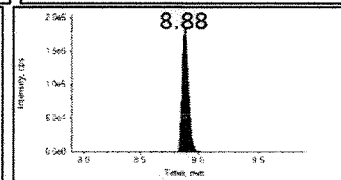

Pfna 2
Mod?
□ Baseline □ Missed
□ Wrong Peak

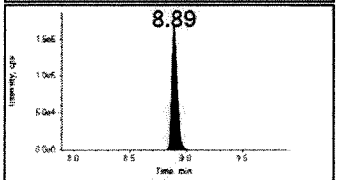

Pfos 2
Mod?
□ Baseline □ Missed
□ Wrong Peak

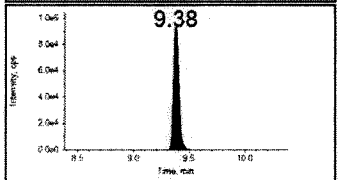

Pfda 2
Mod?
□ Baseline □ Missed
□ Wrong Peak

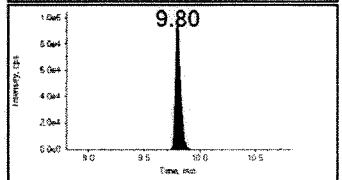

Pfuna 2
Mod?
□ Baseline □ Missed
□ Wrong Peak

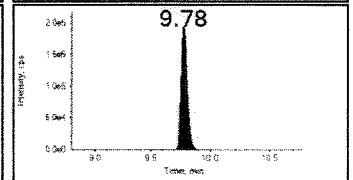

Pfds 2
Mod?
□ Baseline □ Missed
□ Wrong Peak

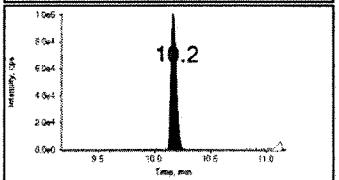

Pfdoa 2
Mod?
□ Baseline □ Missed
□ Wrong Peak

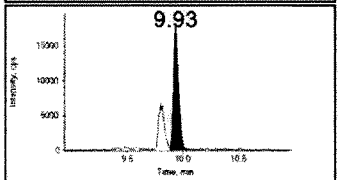

Fosa 2
Mod?
□ Baseline □ Missed
□ Wrong Peak

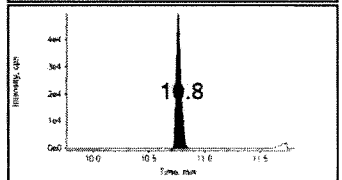

Pfteda 2
Mod?
□ Baseline □ Missed
□ Wrong Peak

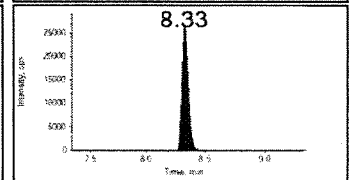

PFHpS 2
Mod?
□ Baseline □ Missed
□ Wrong Peak

MAY 13 2016

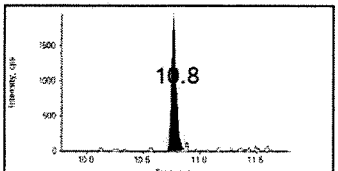

NMeFOSE 2
Mod?
□ Baseline □ Missed
□ Wrong Peak

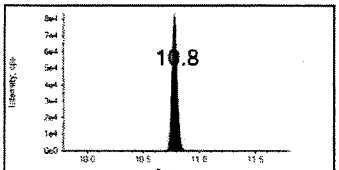

NMeFOSA 2
Mod?
□ Baseline □ Missed
□ Wrong Peak

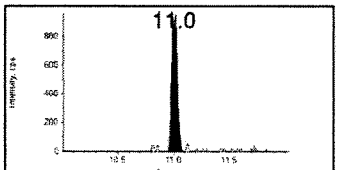

NEtFOSE 2
Mod?
□ Baseline □ Missed
□ Wrong Peak

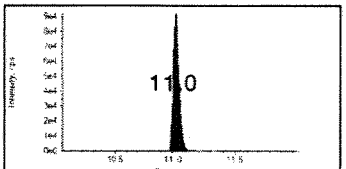

NEtFOSA 2
Mod?
□ Baseline □ Missed
□ Wrong Peak

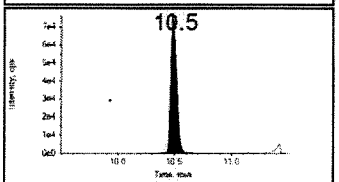

PFTrDA 2
Mod?
□ Baseline □ Missed
□ Wrong Peak

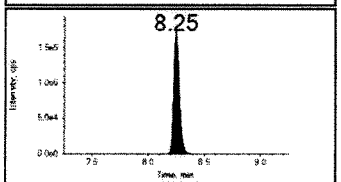

6_2-FTS 2
Mod?
□ Baseline □ Missed
□ Wrong Peak

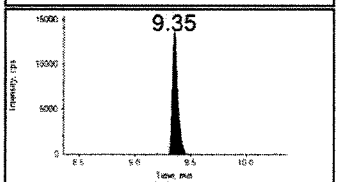

8_2-FTS 2
Mod?
□ Baseline □ Missed
□ Wrong Peak

Project	Ewan's Projects\PFCs	**Result Table**	050116.rdb
Data File	050116\1015.wiff	**Algorithm Used**	MQL
Acquisition Method	PFC_090315 schedule mrm.dam	**Instrument Name**	LCMS02

Sample Name	PFC 10ppb	**Injection Vial**	20008
Acquisition Date	5/1/2016 3:50:34 PM	**Injection Volume**	10
Acquisition Method	PFC_090315 schedule mrm.dam	**Sample Type**	Standard
Sample ID	15-OLC-02-45H	**Dilution Factor**	1.00

Results Summary

Analyte Name	Analyte RT (Expected)	IS Name	IS Area	Analyte Area	Exp Conc (ng/mL)	Calc. Conc (ng/mL)	Accuracy (%)	Mod?
Pfba 1	2.52 (2.53)	13c_pfba	2087158	3465706	10.00	9.7570	98	No
Pfpea 1	5.01 (5.01)	13c_pfhxa	3034922	3353676	10.00	9.6150	96	No
Pfbs 1	5.47 (5.47)	18o-pfhs	1004283	5931947	10.00	9.7150	97	No
Pfhxa 1	6.58 (6.58)	13c_pfhxa	3034922	5273859	10.00	9.9430	99	No
Pfhpa 1	7.56 (7.57)	13c_pfhxa	3034922	5977633	10.00	9.7950	98	No
Pfhxs 1	7.65 (7.65)	18o-pfhs	1004283	5478812	10.00	9.6600	97	No
Pfoa 1	8.30 (8.30)	13c-pfoa	2193701	2189372	10.00	9.3650	94	No
Pfna 1	8.89 (8.89)	13c-pfna	2431173	4056482	10.00	9.2380	92	No
Pfos 1	8.89 (8.89)	13c-pfos	2039930	3676004	10.00	9.6400	96	No
Pfda 1	9.38 (9.37)	13c-pfda	1897915	3555275	10.00	10.0280	100	No
Pfuna 1	9.80 (9.80)	13c-pfuna	376176	2104813	10.00	10.3290	103	No
Pfds 1	9.78 (9.79)	13c-pfos	2039930	4318119	10.00	9.9620	100	No
Pfdoa 1	10.20 (10.20)	13c-pfdoda	24463	2506389	10.00	9.3300	93	No
Fosa 1	9.93 (9.93)	d5-NEtFOSA	485306	4208745	10.00	9.3900	94	No
Pfteda 1	10.80 (10.80)	13c-pfdoda	24463	1291684	10.00	9.6180	96	No
PFHpS 1	8.33 (8.33)	18o-pfhs	1004283	438972	10.00	9.8140	98	No
NMeFOSE 1	10.80 (10.80)	d7-NMeFOSE	500851	1070448	10.00	9.7010	97	No

MAY 12 2016

Analyte Name	Analyte RT (Expected)	IS Name	IS Area	Analyte Area	Exp Conc (ng/mL)	Calc. Conc (ng/mL)	Accuracy (%)	Mod?
NMeFOSA 1	10.80 (10.80)	d7-NMeFOSE	500851	579823	10.00	9.5890	96	No
NEtFOSE 1	11.00 (11.00)	d9-EtFOSE	604103	1297099	10.00	10.6870	107	No
NEtFOSA 1	11.00 (11.00)	d5-NEtFOSA	485306	838526	10.00	9.5570	96	No
d9-EtFOSE 1	11.00 (11.00)	N_mefosa_d3	462107	604103	5.00	4.8110	96	No
d5-NEtFOSA 1	11.00 (11.00)	N_mefosa_d3	462107	485306	5.00	5.0910	102	No
d7-NMeFOSE 1	10.80 (10.80)	N_mefosa_d3	462107	500851	5.00	5.1630	103	No
13C_PFBA 1	2.51 (2.51)	N_mefosa_d3	462107	2087158	5.00	5.0540	101	No
13C_PFHXA 1	6.58 (6.57)	N_mefosa_d3	462107	3034922	5.00	5.0810	102	No
13C-PFOA 1	8.30 (8.29)	N_mefosa_d3	462107	2193701	5.00	5.0570	101	No
13C-PFNA 1	8.89 (8.89)	N_mefosa_d3	462107	2431173	5.00	5.2130	104	No
13C-PFOS 1	8.89 (8.90)	N_mefosa_d3	462107	2039930	5.00	5.0670	101	No
13C-PFDA 1	9.38 (9.39)	N_mefosa_d3	462107	1897915	5.00	4.9060	98	No
13C-PFUNA 1	9.80 (9.81)	N_mefosa_d3	462107	376176	5.00	4.8400	97	No
18O-PFHxS 1	7.65 (7.65)	N_mefosa_d3	462107	1004283	5.00	5.0130	100	No
13C-PFDoA 1	10.20 (10.20)	N_mefosa_d3	462107	24701	5.00	5.0420	101	No
PFTrDA 1	10.50 (10.50)	13c-pfdoda	24463	2483427	10.00	8.8980	89	No
6_2-FTS 1	8.24 (8.24)	13C2-6_2-FTS	33954	1016844	10.00	8.9740	90	No
8_2-FTS 1	9.36 (9.36)	13C2-6_2-FTS	33954	938914	10.00	9.2930	93	No
13C2-6_2-FTS 1	8.24 (8.25)	N_mefosa_d3	462107	33954	5.00	5.5490	111	No

IRC Summary

Analyte Peak Name	RT (Expected)	Area	Modified?	Calculated Ion Ratio (Expected Value)
Pfba 2	2.52 (2.52)	3487834	No	1.01
Pfpea 2	5.01 (5.01)	3382788	No	1.01
Pfbs 2	5.47 (5.46)	2431107	No	0.41
Pfhxa 2	6.58 (6.58)	478385	No	0.09
Pfhpa 2	7.56 (7.57)	2413491	No	0.40
Pfhxs 2	7.65 (7.65)	2175587	No	0.40
Pfoa 2	8.30 (8.30)	4263632	No	1.95
Pfna 2	8.89 (8.89)	1302466	No	0.32
Pfos 2	8.90 (8.89)	1198185	No	0.33
Pfda 2	9.38 (9.37)	673758	No	0.19
Pfuna 2	9.80 (9.80)	674212	No	0.32
Pfds 2	9.78 (9.79)	1326647	No	0.31
Pfdoa 2	10.20 (10.20)	727430	No	0.29
Fosa 2	9.93 (9.93)	108477	No	0.03
Pfteda 2	10.80 (10.80)	295143	No	0.23
PFHpS 2	8.33 (8.33)	183902	No	0.42
NMeFOSE 2	10.80 (10.80)	10447	No	0.01
NMeFOSA 2	10.80 (10.80)	555540	No	0.96
NEtFOSE 2	11.00 (11.00)	6822	No	0.01
NEtFOSA 2	11.00 (11.00)	567106	No	0.68
PFTrDA 2	10.50 (10.50)	634093	No	0.26
6_2-FTS 2	8.24 (8.24)	1253152	No	1.23
8_2-FTS 2	9.36 (9.36)	93674	No	0.10

Quantitative Peak Review **PFC 10ppb 15-OLC-02-45H**

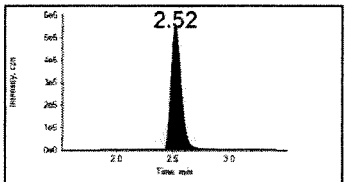

Pfba 1
213.000/169.000 Da
□ Baseline □ Missed
□ Wrong Peak

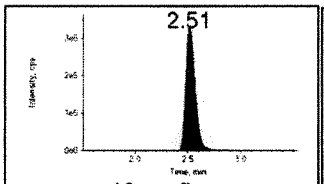

13c_pfba
217.000/172.000 Da
□ Baseline □ Missed
□ Wrong Peak

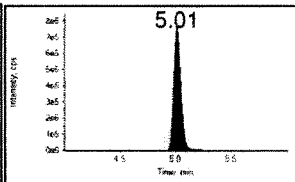

Pfpea 1
263.000/219.000 Da
□ Baseline □ Missed
□ Wrong Peak

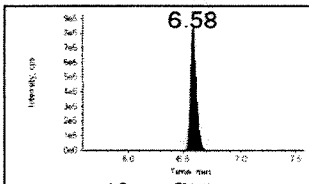

13c_pfhxa
315.000/270.000 Da
□ Baseline □ Missed
□ Wrong Peak

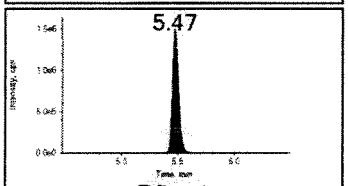

Pfbs 1
299.000/80.000 Da
□ Baseline □ Missed
□ Wrong Peak

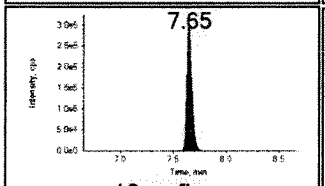

18o-pfhs
403.000/103.000 Da
□ Baseline □ Missed
□ Wrong Peak

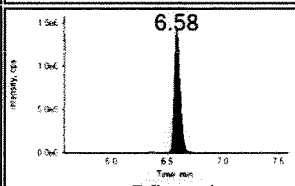

Pfhxa 1
313.000/269.000 Da
□ Baseline □ Missed
□ Wrong Peak

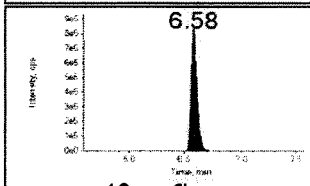

13c_pfhxa
315.000/270.000 Da
□ Baseline □ Missed
□ Wrong Peak

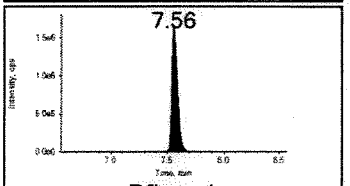

Pfhpa 1
363.000/319.000 Da
□ Baseline □ Missed
□ Wrong Peak

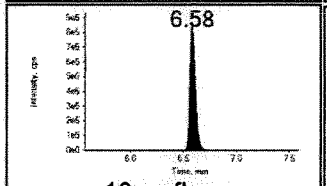

13c_pfhxa
315.000/270.000 Da
□ Baseline □ Missed
□ Wrong Peak

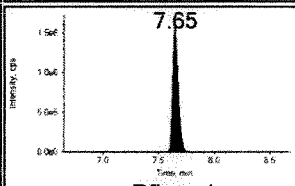

Pfhxs 1
399.000/80.000 Da
□ Baseline □ Missed
□ Wrong Peak

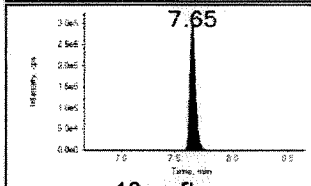

18o-pfhs
403.000/103.000 Da
□ Baseline □ Missed
□ Wrong Peak

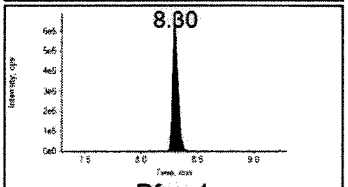

Pfoa 1
413.000/169.000 Da
□ Baseline □ Missed
□ Wrong Peak

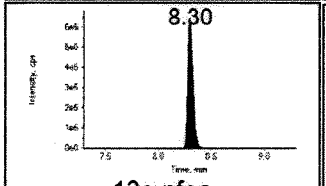

13c-pfoa
417.000/372.000 Da
□ Baseline □ Missed
□ Wrong Peak

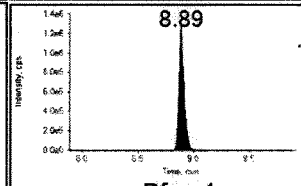

Pfna 1
463.000/419.000 Da
□ Baseline □ Missed
□ Wrong Peak

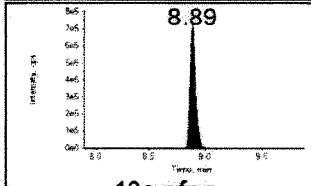

13c-pfna
468.000/423.000 Da
□ Baseline □ Missed
□ Wrong Peak

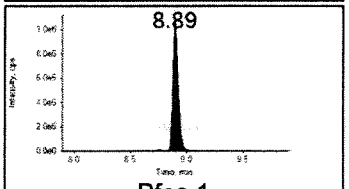

Pfos 1
499.000/80.000 Da
□ Baseline □ Missed
□ Wrong Peak

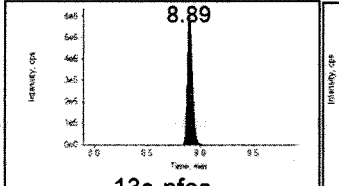

13c-pfos
503.000/80.000 Da
□ Baseline □ Missed
□ Wrong Peak

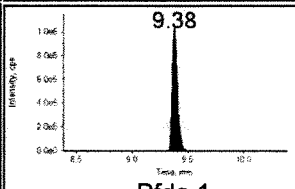

Pfda 1
513.000/469.000 Da
□ Baseline □ Missed
□ Wrong Peak

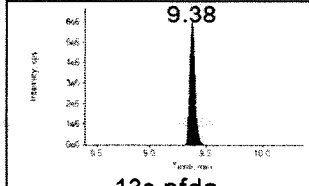

13c-pfda
515.000/470.000 Da
□ Baseline □ Missed
□ Wrong Peak

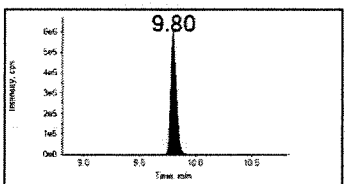

Pfuna 1
563.000/519.000 Da
□ Baseline □ Missed
□ Wrong Peak

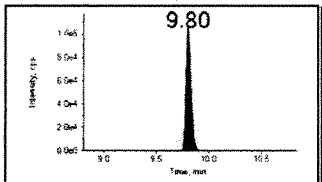

13c-pfuna
565.000/520.000 Da
□ Baseline □ Missed
□ Wrong Peak

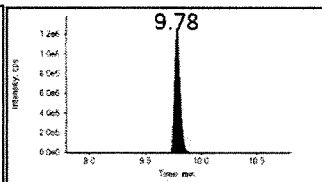

Pfds 1
599.000/80.000 Da
□ Baseline □ Missed
□ Wrong Peak

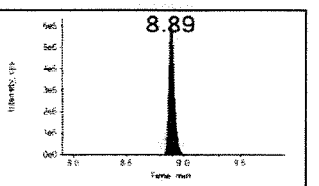

13c-pfos
503.000/80.000 Da
□ Baseline □ Missed
□ Wrong Peak

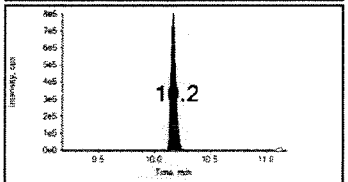

Pfdoa 1
613.000/569.000 Da
□ Baseline □ Missed
□ Wrong Peak

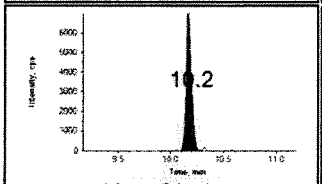

13c-pfdoda
615.000/570.000 Da
□ Baseline □ Missed
□ Wrong Peak

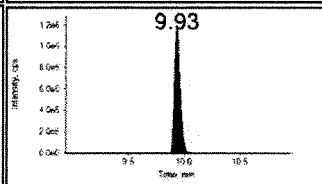

Fosa 1
498.000/78.000 Da
□ Baseline □ Missed
□ Wrong Peak

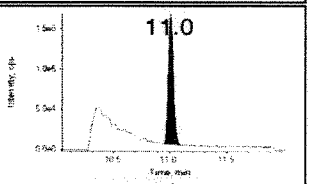

d5-NEtFOSA
531.000/169.000 Da
□ Baseline □ Missed
□ Wrong Peak

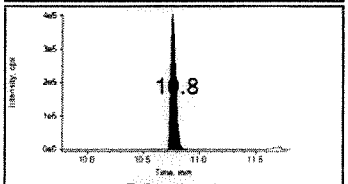

Pfteda 1
713.000/669.000 Da
□ Baseline □ Missed
□ Wrong Peak

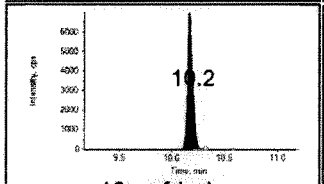

13c-pfdoda
615.000/570.000 Da
□ Baseline □ Missed
□ Wrong Peak

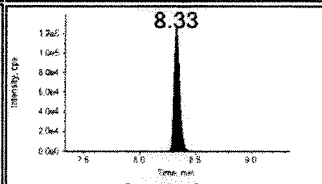

PFHpS 1
449.400/80.000 Da
□ Baseline □ Missed
□ Wrong Peak

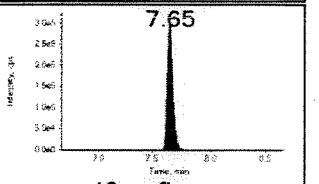

18o-pfhs
403.000/103.000 Da
□ Baseline □ Missed
□ Wrong Peak

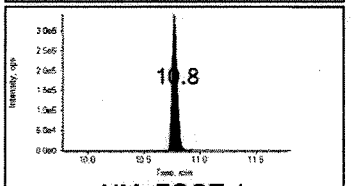

NMeFOSE 1
616.200/58.800 Da
□ Baseline □ Missed
□ Wrong Peak

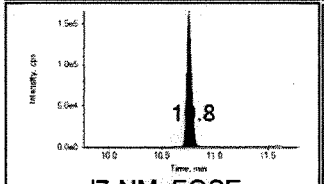

d7-NMeFOSE
623.000/59.000 Da
□ Baseline □ Missed
□ Wrong Peak

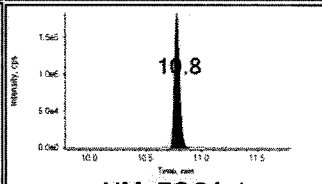

NMeFOSA 1
512.200/169.300 Da
□ Baseline □ Missed
□ Wrong Peak

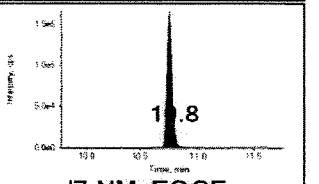

d7-NMeFOSE
623.000/59.000 Da
□ Baseline □ Missed
□ Wrong Peak

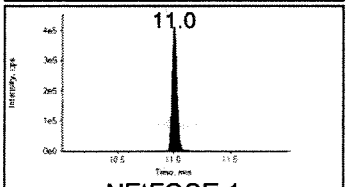

NEtFOSE 1
630.200/59.000 Da
□ Baseline □ Missed
□ Wrong Peak

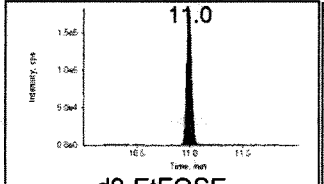

d9-EtFOSE
639.000/59.000 Da
□ Baseline □ Missed
□ Wrong Peak

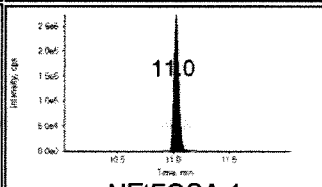

NEtFOSA 1
526.200/169.000 Da
□ Baseline □ Missed
□ Wrong Peak

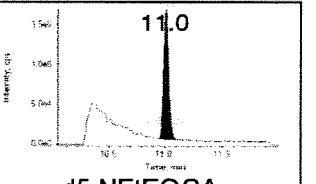

d5-NEtFOSA
531.000/169.000 Da
□ Baseline □ Missed
□ Wrong Peak

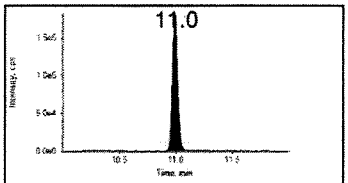

d9-EtFOSE 1
639.000/59.000 Da
□ Baseline □ Missed
□ Wrong Peak

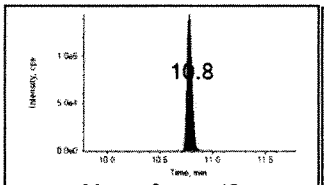

N_mefosa_d3
515.000/169.000 Da
□ Baseline □ Missed
□ Wrong Peak

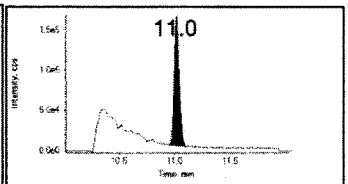

d5-NEtFOSA 1
531.000/169.000 Da
□ Baseline □ Missed
□ Wrong Peak

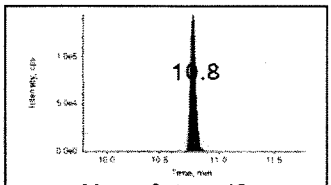

N_mefosa_d3
515.000/169.000 Da
□ Baseline □ Missed
□ Wrong Peak

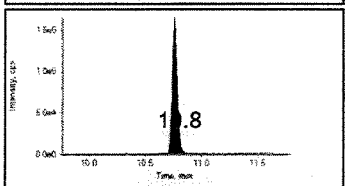

d7-NMeFOSE 1
623.000/59.000 Da
□ Baseline □ Missed
□ Wrong Peak

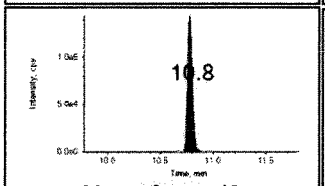

N_mefosa_d3
515.000/169.000 Da
□ Baseline □ Missed
□ Wrong Peak

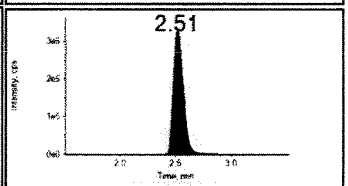

13C_PFBA 1
217.000/172.000 Da
□ Baseline □ Missed
□ Wrong Peak

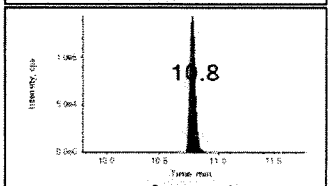

N_mefosa_d3
515.000/169.000 Da
□ Baseline □ Missed
□ Wrong Peak

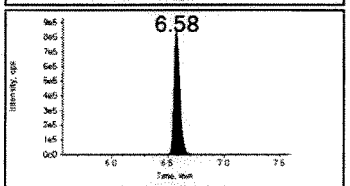

13C_PFHXA 1
315.000/270.000 Da
□ Baseline □ Missed
□ Wrong Peak

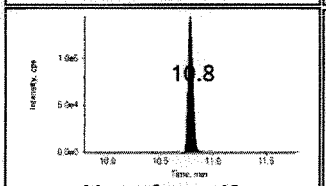

N_mefosa_d3
515.000/169.000 Da
□ Baseline □ Missed
□ Wrong Peak

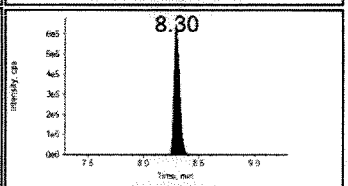

13C-PFOA 1
417.000/372.000 Da
□ Baseline □ Missed
□ Wrong Peak

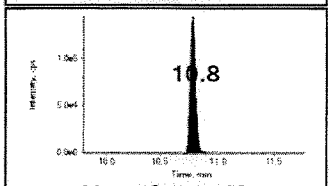

N_mefosa_d3
515.000/169.000 Da
□ Baseline □ Missed
□ Wrong Peak

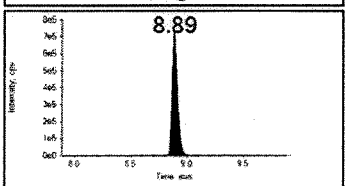

13C-PFNA 1
468.000/423.000 Da
□ Baseline □ Missed
□ Wrong Peak

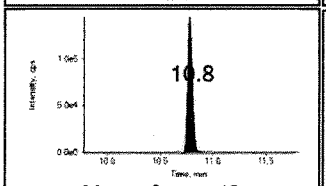

N_mefosa_d3
515.000/169.000 Da
□ Baseline □ Missed
□ Wrong Peak

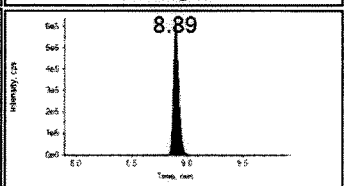

13C-PFOS 1
503.000/80.000 Da
□ Baseline □ Missed
□ Wrong Peak

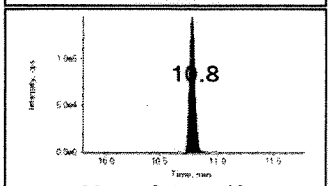

N_mefosa_d3
515.000/169.000 Da
□ Baseline □ Missed
□ Wrong Peak

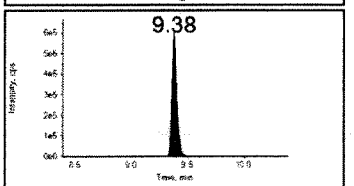

13C-PFDA 1
515.000/470.000 Da
□ Baseline □ Missed
□ Wrong Peak

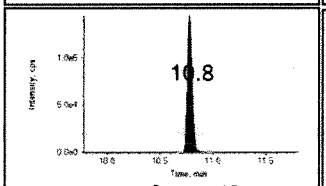

N_mefosa_d3
515.000/169.000 Da
□ Baseline □ Missed
□ Wrong Peak

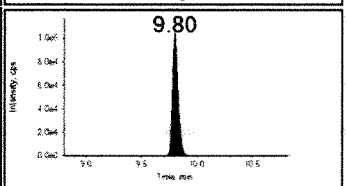

13C-PFUNA 1
565.000/520.000 Da
□ Baseline □ Missed
□ Wrong Peak

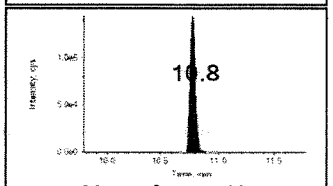

N_mefosa_d3
515.000/169.000 Da
□ Baseline □ Missed
□ Wrong Peak

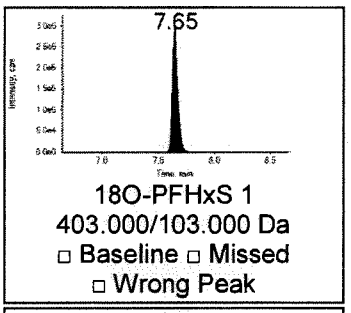

18O-PFHxS 1
403.000/103.000 Da
□ Baseline □ Missed
□ Wrong Peak

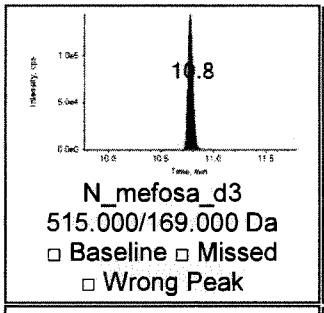

N_mefosa_d3
515.000/169.000 Da
□ Baseline □ Missed
□ Wrong Peak

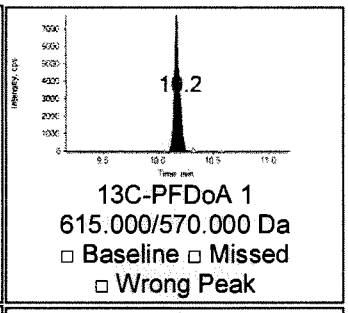

13C-PFDoA 1
615.000/570.000 Da
□ Baseline □ Missed
□ Wrong Peak

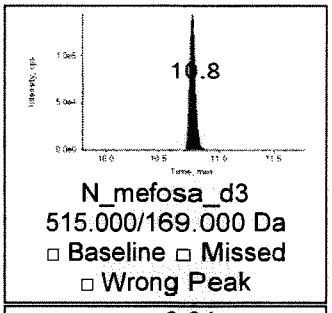

N_mefosa_d3
515.000/169.000 Da
□ Baseline □ Missed
□ Wrong Peak

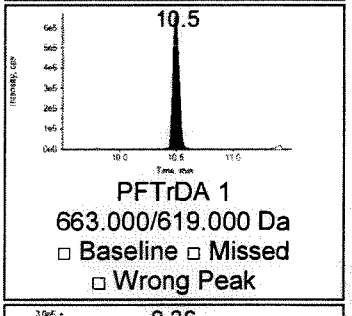

PFTrDA 1
663.000/619.000 Da
□ Baseline □ Missed
□ Wrong Peak

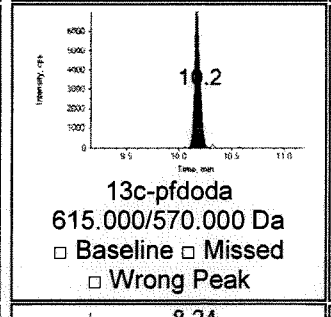

13c-pfdoda
615.000/570.000 Da
□ Baseline □ Missed
□ Wrong Peak

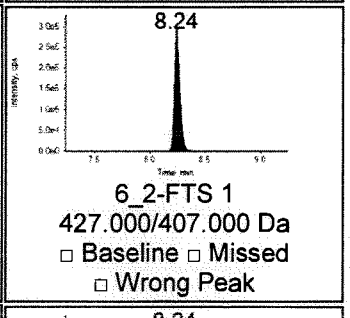

6_2-FTS 1
427.000/407.000 Da
□ Baseline □ Missed
□ Wrong Peak

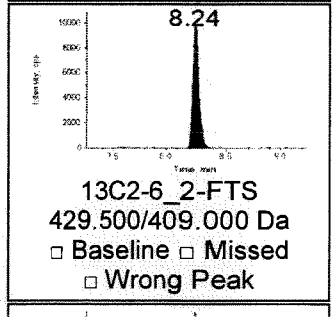

13C2-6_2-FTS
429.500/409.000 Da
□ Baseline □ Missed
□ Wrong Peak

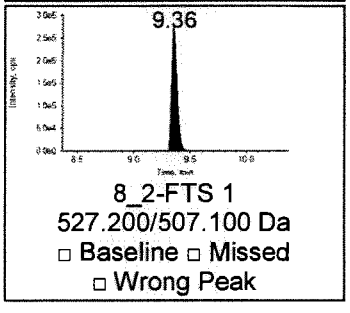

8_2-FTS 1
527.200/507.100 Da
□ Baseline □ Missed
□ Wrong Peak

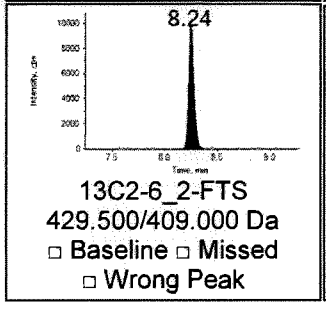

13C2-6_2-FTS
429.500/409.000 Da
□ Baseline □ Missed
□ Wrong Peak

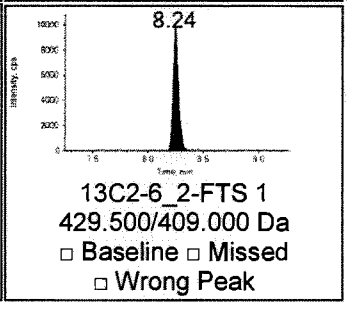

13C2-6_2-FTS 1
429.500/409.000 Da
□ Baseline □ Missed
□ Wrong Peak

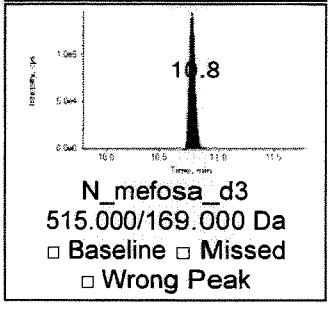

N_mefosa_d3
515.000/169.000 Da
□ Baseline □ Missed
□ Wrong Peak

Ion Ratio Confirmation

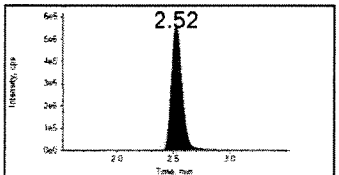

Pfba 2
Mod?
□ Baseline □ Missed
□ Wrong Peak

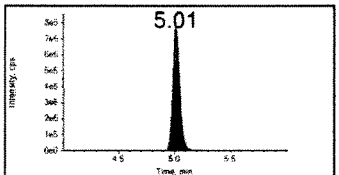

Pfpea 2
Mod?
□ Baseline □ Missed
□ Wrong Peak

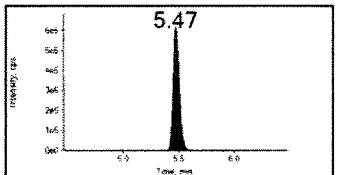

Pfbs 2
Mod?
□ Baseline □ Missed
□ Wrong Peak

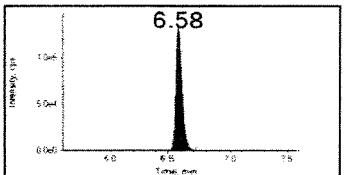

Pfhxa 2
Mod?
□ Baseline □ Missed
□ Wrong Peak

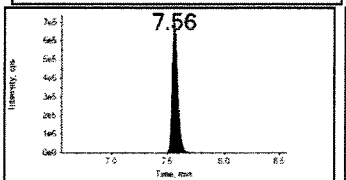

Pfhpa 2
Mod?
□ Baseline □ Missed
□ Wrong Peak

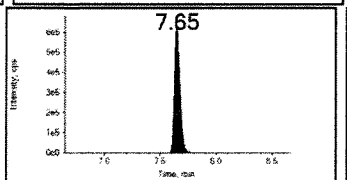

Pfhxs 2
Mod?
□ Baseline □ Missed
□ Wrong Peak

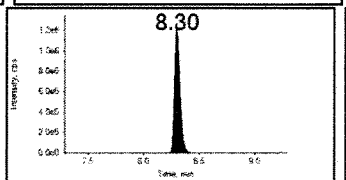

Pfoa 2
Mod?
□ Baseline □ Missed
□ Wrong Peak

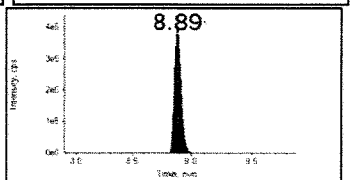

Pfna 2
Mod?
□ Baseline □ Missed
□ Wrong Peak

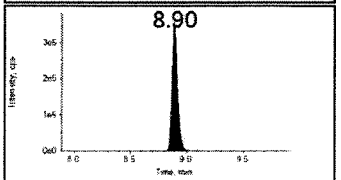

Pfos 2
Mod?
□ Baseline □ Missed
□ Wrong Peak

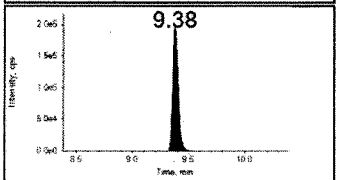

Pfda 2
Mod?
□ Baseline □ Missed
□ Wrong Peak

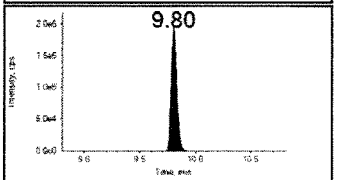

Pfuna 2
Mod?
□ Baseline □ Missed
□ Wrong Peak

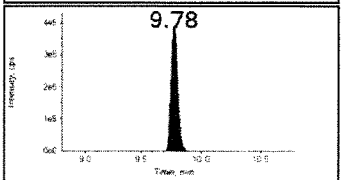

Pfds 2
Mod?
□ Baseline □ Missed
□ Wrong Peak

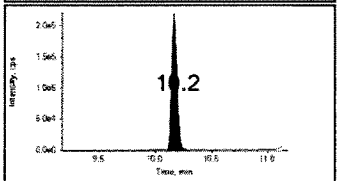

Pfdoa 2
Mod?
□ Baseline □ Missed
□ Wrong Peak

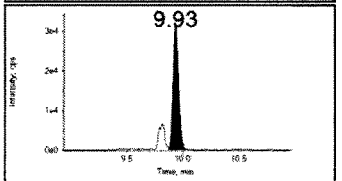

Fosa 2
Mod?
□ Baseline □ Missed
□ Wrong Peak

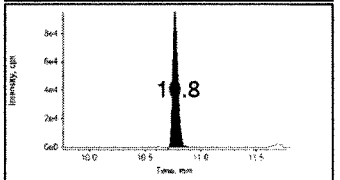

Pfteda 2
Mod?
□ Baseline □ Missed
□ Wrong Peak

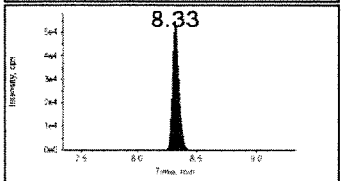

PFHpS 2
Mod?
□ Baseline □ Missed
□ Wrong Peak

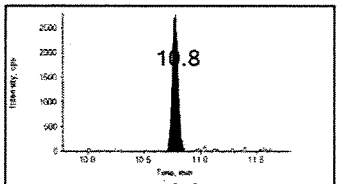

NMeFOSE 2
Mod?
□ Baseline □ Missed
□ Wrong Peak

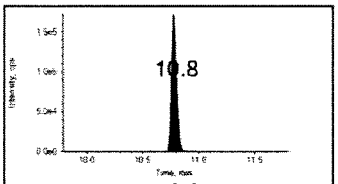

NMeFOSA 2
Mod?
□ Baseline □ Missed
□ Wrong Peak

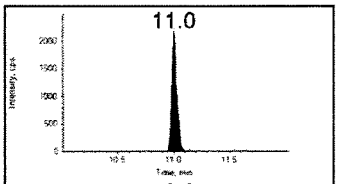

NEtFOSE 2
Mod?
□ Baseline □ Missed
□ Wrong Peak

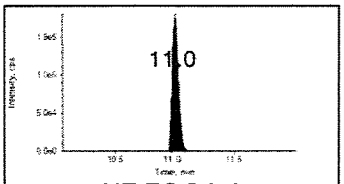

NEtFOSA 2
Mod?
□ Baseline □ Missed
□ Wrong Peak

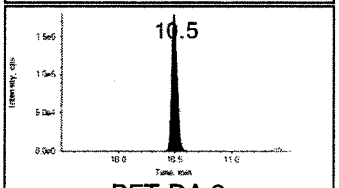

PFTrDA 2
Mod?
□ Baseline □ Missed
□ Wrong Peak

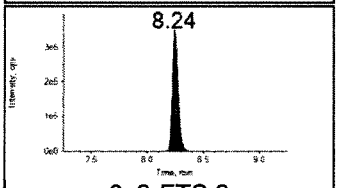

6_2-FTS 2
Mod?
□ Baseline □ Missed
□ Wrong Peak

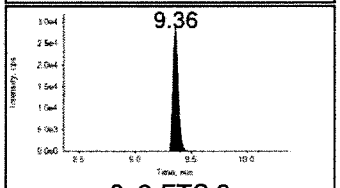

8_2-FTS 2
Mod?
□ Baseline □ Missed
□ Wrong Peak

Project	Ewan's Projects\PFCs	**Result Table**	050116.rdb
Data File	050116\1016.wiff	**Algorithm Used**	MQL
Acquisition Method	PFC_090315 schedule mrm.dam	**Instrument Name**	LCMS02

Sample Name	PFC 20ppb	**Injection Vial**	20009
Acquisition Date	5/1/2016 4:08:23 PM	**Injection Volume**	10
Acquisition Method	PFC_090315 schedule mrm.dam	**Sample Type**	Standard
Sample ID	15-OLC-02-45I	**Dilution Factor**	1.00

Results Summary

Analyte Name	Analyte RT (Expected)	IS Name	IS Area	Analyte Area	Exp Conc (ng/mL)	Calc. Conc (ng/mL)	Accuracy (%)	Mod?
Pfba 1	2.53 (2.53)	13c_pfba	2025971	5938161	20.00	17.2220	86	No
Pfpea 1	5.00 (5.00)	13c_pfhxa	2901489	5738461	20.00	17.2080	86	No
Pfbs 1	5.46 (5.47)	18o-pfhs	997822	9963351	20.00	16.4230	82	No
Pfhxa 1	6.57 (6.57)	13c_pfhxa	2901489	8842434	20.00	17.4380	87	No
Pfhpa 1	7.57 (7.56)	13c_pfhxa	2901489	10025735	20.00	17.1840	86	No
Pfhxs 1	7.65 (7.65)	18o-pfhs	997822	9373594	20.00	16.6350	83	No
Pfoa 1	8.31 (8.30)	13c-pfoa	2068623	3781242	20.00	17.1530	86	No
Pfna 1	8.89 (8.89)	13c-pfna	2221459	7049322	20.00	17.5700	88	No
Pfos 1	8.90 (8.90)	13c-pfos	1911667	6317875	20.00	17.6800	88	No
Pfda 1	9.38 (9.37)	13c-pfda	1882107	5890788	20.00	16.7550	84	No
Pfuna 1	9.81 (9.80)	13c-pfuna	377673	3423308	20.00	16.7330	84	No
Pfds 1	9.79 (9.79)	13c-pfos	1911667	7182422	20.00	17.6820	88	No
Pfdoa 1	10.20 (10.20)	13c-pfdoda	24331	4106001	20.00	15.3680	77	No
Fosa 1	9.93 (9.94)	d5-NEtFOSA	477662	8020268	20.00	18.1800	91	No
Pfteda 1	10.80 (10.80)	13c-pfdoda	24331	2313314	20.00	17.3190	87	No
PFHpS 1	8.34 (8.33)	18o-pfhs	997822	846014	20.00	19.0360	95	No
NMeFOSE 1	10.80 (10.80)	d7-NMeFOSE	465079	2142252	20.00	20.9070	105	No

MAY 12 2016

Analyte Name	Analyte RT (Expected)	IS Name	IS Area	Analyte Area	Exp Conc (ng/mL)	Calc. Conc (ng/mL)	Accuracy (%)	Mod?
NMeFOSA 1	10.80 (10.80)	d7-NMeFOSE	465079	1146032	20.00	20.4120	102	No
NEtFOSE 1	11.00 (11.00)	d9-EtFOSE	605673	2426984	20.00	19.9450	100	No
NEtFOSA 1	11.00 (11.00)	d5-NEtFOSA	477662	1607844	20.00	18.6190	93	No
d9-EtFOSE 1	11.00 (11.00)	N_mefosa_d3	496147	605673	5.00	4.4920	90	No
d5-NEtFOSA 1	11.00 (11.00)	N_mefosa_d3	496147	477662	5.00	4.6670	93	No
d7-NMeFOSE 1	10.80 (10.80)	N_mefosa_d3	496147	465079	5.00	4.4650	89	No
13C_PFBA 1	2.52 (2.51)	N_mefosa_d3	496147	2025971	5.00	4.5690	91	No
13C_PFHXA 1	6.56 (6.57)	N_mefosa_d3	496147	2901489	5.00	4.5240	91	No
13C-PFOA 1	8.30 (8.30)	N_mefosa_d3	496147	2068623	5.00	4.4410	89	No
13C-PFNA 1	8.89 (8.90)	N_mefosa_d3	496147	2221459	5.00	4.4370	89	No
13C-PFOS 1	8.90 (8.90)	N_mefosa_d3	496147	1911667	5.00	4.4230	89	No
13C-PFDA 1	9.38 (9.40)	N_mefosa_d3	496147	1882107	5.00	4.5310	91	No
13C-PFUNA 1	9.80 (9.81)	N_mefosa_d3	496147	377673	5.00	4.5260	91	No
18O-PFHxS 1	7.65 (7.66)	N_mefosa_d3	496147	997822	5.00	4.6390	93	No
13C-PFDoA 1	10.20 (10.20)	N_mefosa_d3	496147	24562	5.00	4.6700	93	No
PFTrDA 1	10.50 (10.50)	13c-pfdoda	24331	4228507	20.00	15.2320	76	No
6_2-FTS 1	8.25 (8.24)	13C2-6_2-FTS	31493	1868595	20.00	17.7790	89	No
8_2-FTS 1	9.36 (9.37)	13C2-6_2-FTS	31493	1733830	20.00	20.3770	102	No
13C2-6_2-FTS 1	8.25 (8.25)	N_mefosa_d3	496147	31493	5.00	4.7940	96	No

IRC Summary

Analyte Peak Name	RT (Expected)	Area	Modified?	Calculated Ion Ratio (Expected Value)
Pfba 2	2.53 (2.53)	5994325	No	1.01
Pfpea 2	5.00 (5.00)	5845702	No	1.02
Pfbs 2	5.46 (5.47)	4197052	No	0.42
Pfhxa 2	6.56 (6.57)	819558	No	0.09
Pfhpa 2	7.56 (7.56)	4187889	No	0.42
Pfhxs 2	7.65 (7.65)	3773909	No	0.40
Pfoa 2	8.30 (8.30)	6851669	No	1.81
Pfna 2	8.89 (8.89)	2146613	No	0.30
Pfos 2	8.90 (8.90)	2060955	No	0.33
Pfda 2	9.38 (9.37)	1074859	No	0.18
Pfuna 2	9.80 (9.80)	1055012	No	0.31
Pfds 2	9.79 (9.79)	2262411	No	0.31
Pfdoa 2	10.20 (10.20)	1251934	No	0.30
Fosa 2	9.93 (9.94)	210649	No	0.03
Pfteda 2	10.80 (10.80)	530029	No	0.23
PFHpS 2	8.34 (8.33)	348697	No	0.41
NMeFOSE 2	10.80 (10.80)	18590	No	0.01
NMeFOSA 2	10.80 (10.80)	1117105	No	0.97
NEtFOSE 2	11.00 (11.00)	12995	No	0.01
NEtFOSA 2	11.00 (11.00)	1109950	No	0.69
PFTrDA 2	10.50 (10.50)	1069645	No	0.25
6_2-FTS 2	8.25 (8.25)	2409544	No	1.29
8_2-FTS 2	9.36 (9.36)	169761	No	0.10

Quantitative Peak Review **PFC 20ppb 15-OLC-02-45l**

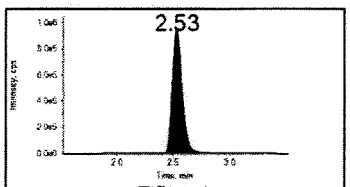

Pfba 1
213.000/169.000 Da
□ Baseline □ Missed
□ Wrong Peak

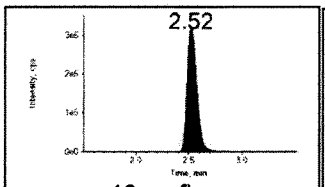

13c_pfba
217.000/172.000 Da
□ Baseline □ Missed
□ Wrong Peak

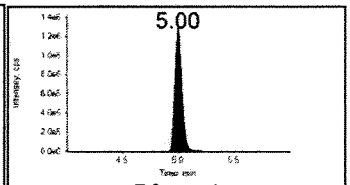

Pfpea 1
263.000/219.000 Da
□ Baseline □ Missed
□ Wrong Peak

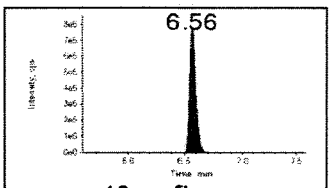

13c_pfhxa
315.000/270.000 Da
□ Baseline □ Missed
□ Wrong Peak

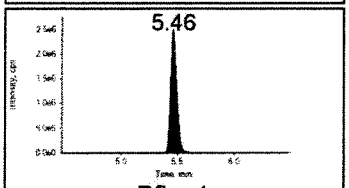

Pfbs 1
299.000/80.000 Da
□ Baseline □ Missed
□ Wrong Peak

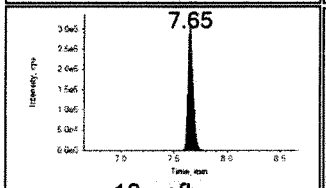

18o-pfhs
403.000/103.000 Da
□ Baseline □ Missed
□ Wrong Peak

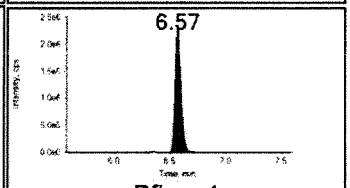

Pfhxa 1
313.000/269.000 Da
□ Baseline □ Missed
□ Wrong Peak

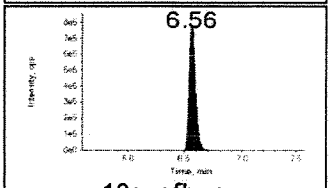

13c_pfhxa
315.000/270.000 Da
□ Baseline □ Missed
□ Wrong Peak

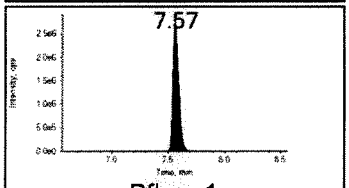

Pfhpa 1
363.000/319.000 Da
□ Baseline □ Missed
□ Wrong Peak

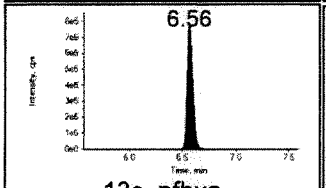

13c_pfhxa
315.000/270.000 Da
□ Baseline □ Missed
□ Wrong Peak

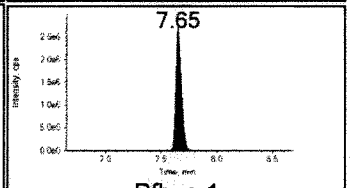

Pfhxs 1
399.000/80.000 Da
□ Baseline □ Missed
□ Wrong Peak

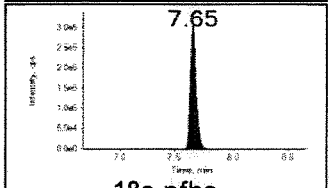

18o-pfhs
403.000/103.000 Da
□ Baseline □ Missed
□ Wrong Peak

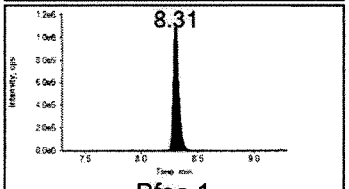

Pfoa 1
413.000/169.000 Da
□ Baseline □ Missed
□ Wrong Peak

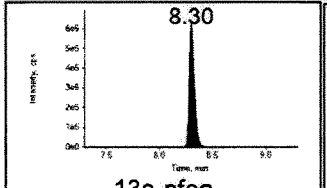

13c-pfoa
417.000/372.000 Da
□ Baseline □ Missed
□ Wrong Peak

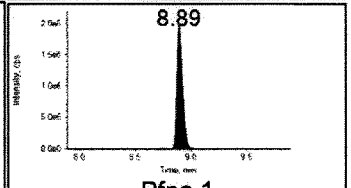

Pfna 1
463.000/419.000 Da
□ Baseline □ Missed
□ Wrong Peak

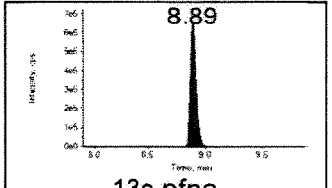

13c-pfna
468.000/423.000 Da
□ Baseline □ Missed
□ Wrong Peak

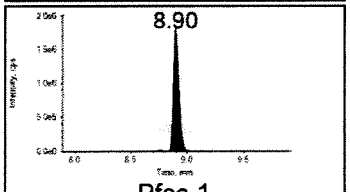

Pfos 1
499.000/80.000 Da
□ Baseline □ Missed
□ Wrong Peak

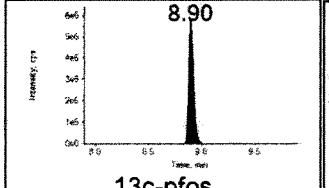

13c-pfos
503.000/80.000 Da
□ Baseline □ Missed
□ Wrong Peak

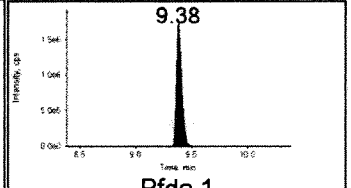

Pfda 1
513.000/469.000 Da
□ Baseline □ Missed
□ Wrong Peak

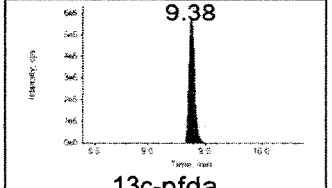

13c-pfda
515.000/470.000 Da
□ Baseline □ Missed
□ Wrong Peak

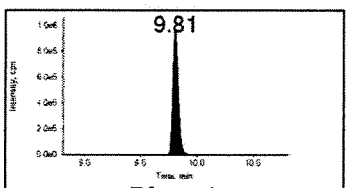

Pfuna 1
563.000/519.000 Da
□ Baseline □ Missed
□ Wrong Peak

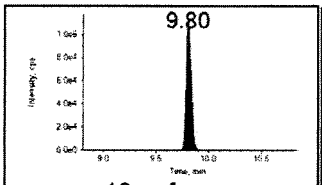

13c-pfuna
565.000/520.000 Da
□ Baseline □ Missed
□ Wrong Peak

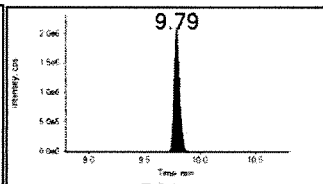

Pfds 1
599.000/80.000 Da
□ Baseline □ Missed
□ Wrong Peak

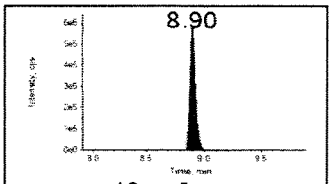

13c-pfos
503.000/80.000 Da
□ Baseline □ Missed
□ Wrong Peak

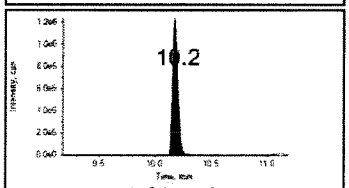

Pfdoa 1
613.000/569.000 Da
□ Baseline □ Missed
□ Wrong Peak

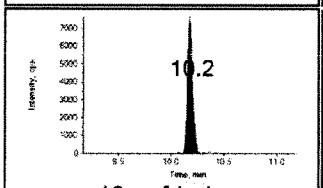

13c-pfdoda
615.000/570.000 Da
□ Baseline □ Missed
□ Wrong Peak

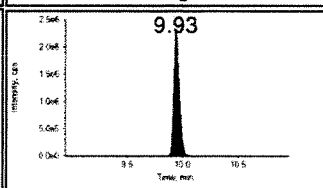

Fosa 1
498.000/78.000 Da
□ Baseline □ Missed
□ Wrong Peak

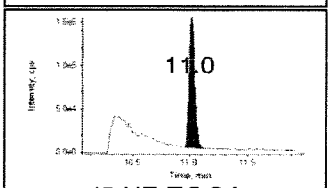

d5-NEtFOSA
531.000/169.000 Da
□ Baseline □ Missed
□ Wrong Peak

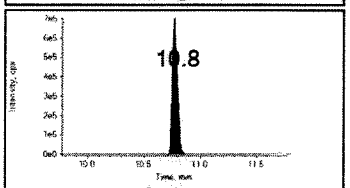

Pfteda 1
713.000/669.000 Da
□ Baseline □ Missed
□ Wrong Peak

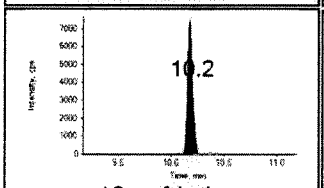

13c-pfdoda
615.000/570.000 Da
□ Baseline □ Missed
□ Wrong Peak

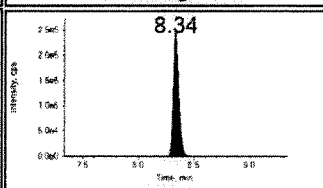

PFHpS 1
449.400/80.000 Da
□ Baseline □ Missed
□ Wrong Peak

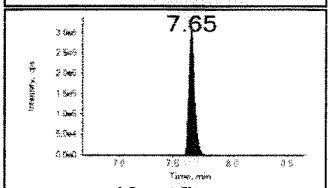

18o-pfhs
403.000/103.000 Da
□ Baseline □ Missed
□ Wrong Peak

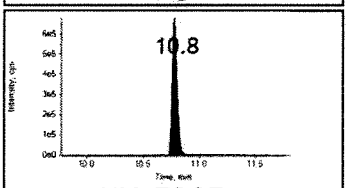

NMeFOSE 1
616.200/58.800 Da
□ Baseline □ Missed
□ Wrong Peak

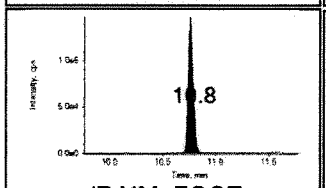

d7-NMeFOSE
623.000/59.000 Da
□ Baseline □ Missed
□ Wrong Peak

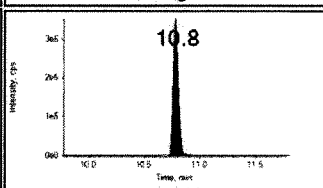

NMeFOSA 1
512.200/169.300 Da
□ Baseline □ Missed
□ Wrong Peak

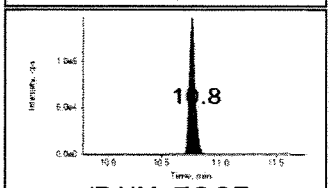

d7-NMeFOSE
623.000/59.000 Da
□ Baseline □ Missed
□ Wrong Peak

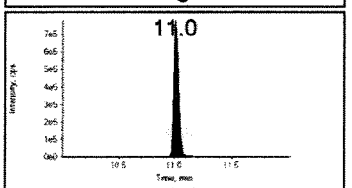

NEtFOSE 1
630.200/59.000 Da
□ Baseline □ Missed
□ Wrong Peak

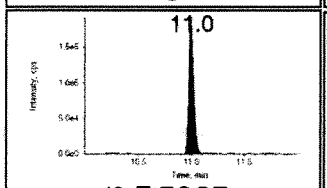

d9-EtFOSE
639.000/59.000 Da
□ Baseline □ Missed
□ Wrong Peak

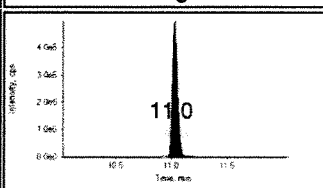

NEtFOSA 1
526.200/169.000 Da
□ Baseline □ Missed
□ Wrong Peak

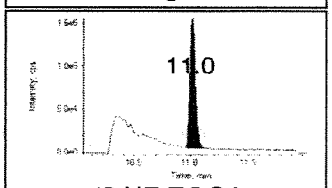

d5-NEtFOSA
531.000/169.000 Da
□ Baseline □ Missed
□ Wrong Peak

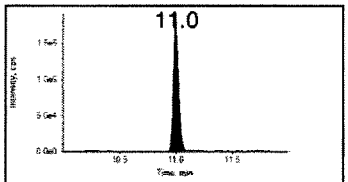

d9-EtFOSE 1
639.000/59.000 Da
□ Baseline □ Missed
□ Wrong Peak

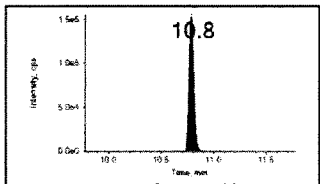

N_mefosa_d3
515.000/169.000 Da
□ Baseline □ Missed
□ Wrong Peak

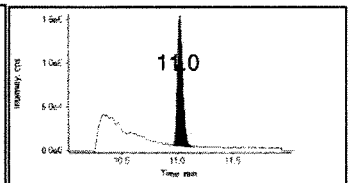

d5-NEtFOSA 1
531.000/169.000 Da
□ Baseline □ Missed
□ Wrong Peak

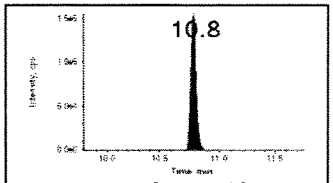

N_mefosa_d3
515.000/169.000 Da
□ Baseline □ Missed
□ Wrong Peak

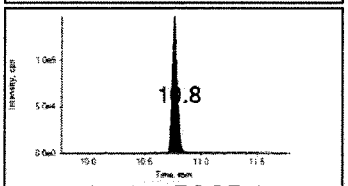

d7-NMeFOSE 1
623.000/59.000 Da
□ Baseline □ Missed
□ Wrong Peak

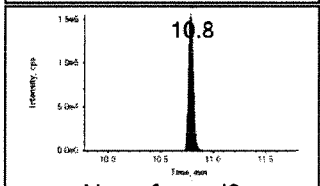

N_mefosa_d3
515.000/169.000 Da
□ Baseline □ Missed
□ Wrong Peak

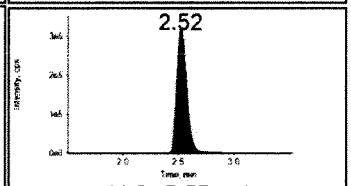

13C_PFBA 1
217.000/172.000 Da
□ Baseline □ Missed
□ Wrong Peak

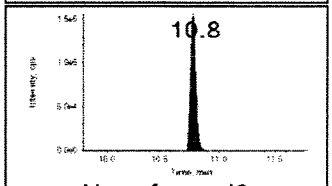

N_mefosa_d3
515.000/169.000 Da
□ Baseline □ Missed
□ Wrong Peak

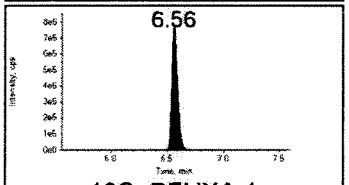

13C_PFHXA 1
315.000/270.000 Da
□ Baseline □ Missed
□ Wrong Peak

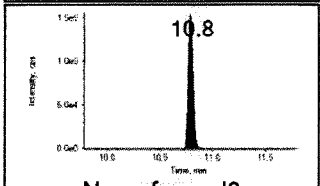

N_mefosa_d3
515.000/169.000 Da
□ Baseline □ Missed
□ Wrong Peak

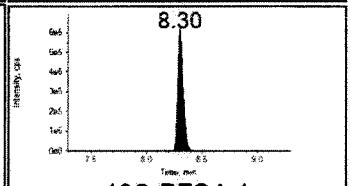

13C-PFOA 1
417.000/372.000 Da
□ Baseline □ Missed
□ Wrong Peak

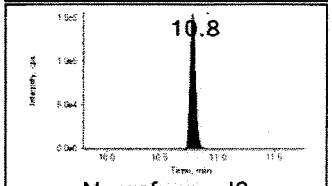

N_mefosa_d3
515.000/169.000 Da
□ Baseline □ Missed
□ Wrong Peak

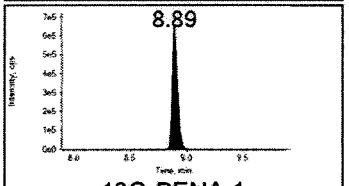

13C-PFNA 1
468.000/423.000 Da
□ Baseline □ Missed
□ Wrong Peak

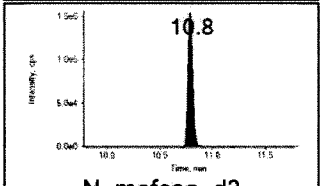

N_mefosa_d3
515.000/169.000 Da
□ Baseline □ Missed
□ Wrong Peak

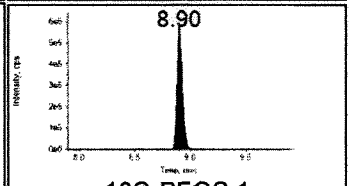

13C-PFOS 1
503.000/80.000 Da
□ Baseline □ Missed
□ Wrong Peak

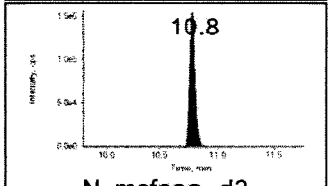

N_mefosa_d3
515.000/169.000 Da
□ Baseline □ Missed
□ Wrong Peak

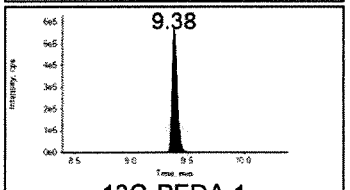

13C-PFDA 1
515.000/470.000 Da
□ Baseline □ Missed
□ Wrong Peak

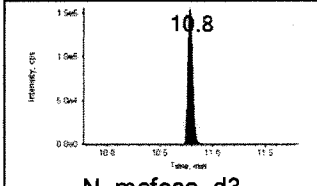

N_mefosa_d3
515.000/169.000 Da
□ Baseline □ Missed
□ Wrong Peak

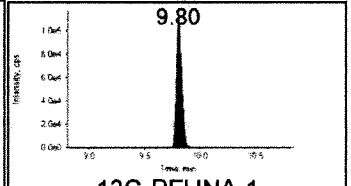

13C-PFUNA 1
565.000/520.000 Da
□ Baseline □ Missed
□ Wrong Peak

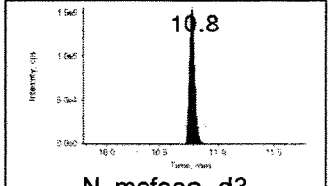

N_mefosa_d3
515.000/169.000 Da
□ Baseline □ Missed
□ Wrong Peak

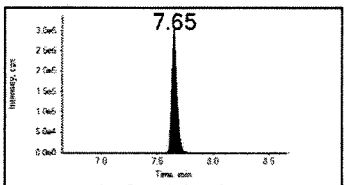

18O-PFHxS 1
403.000/103.000 Da
□ Baseline □ Missed
□ Wrong Peak

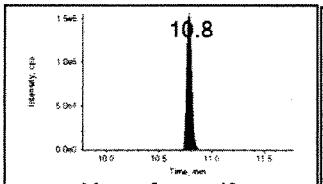

N_mefosa_d3
515.000/169.000 Da
□ Baseline □ Missed
□ Wrong Peak

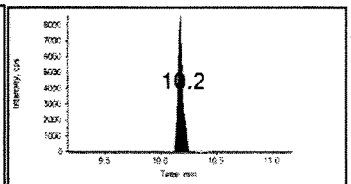

13C-PFDoA 1
615.000/570.000 Da
□ Baseline □ Missed
□ Wrong Peak

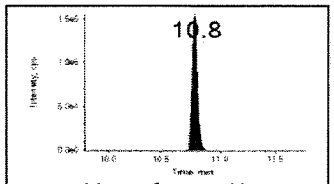

N_mefosa_d3
515.000/169.000 Da
□ Baseline □ Missed
□ Wrong Peak

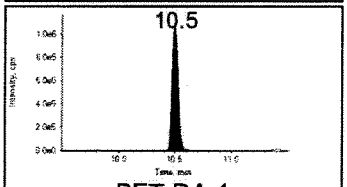

PFTrDA 1
663.000/619.000 Da
□ Baseline □ Missed
□ Wrong Peak

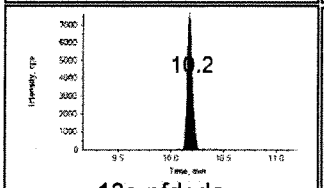

13c-pfdoda
615.000/570.000 Da
□ Baseline □ Missed
□ Wrong Peak

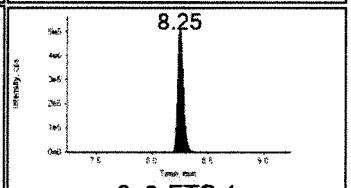

6_2-FTS 1
427.000/407.000 Da
□ Baseline □ Missed
□ Wrong Peak

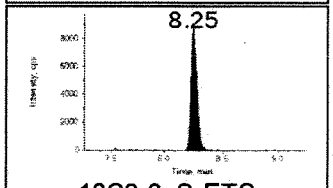

13C2-6_2-FTS
429.500/409.000 Da
□ Baseline □ Missed
□ Wrong Peak

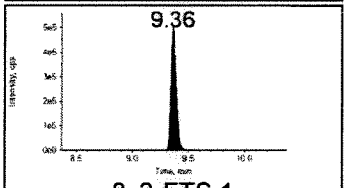

8_2-FTS 1
527.200/507.100 Da
□ Baseline □ Missed
□ Wrong Peak

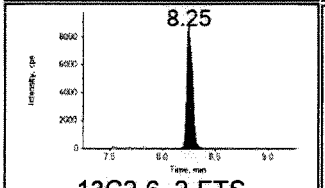

13C2-6_2-FTS
429.500/409.000 Da
□ Baseline □ Missed
□ Wrong Peak

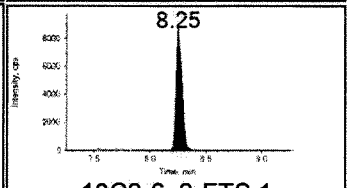

13C2-6_2-FTS 1
429.500/409.000 Da
□ Baseline □ Missed
□ Wrong Peak

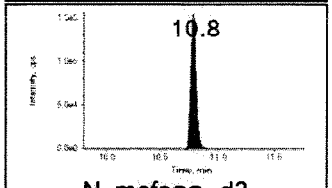

N_mefosa_d3
515.000/169.000 Da
□ Baseline □ Missed
□ Wrong Peak

Ion Ratio Confirmation

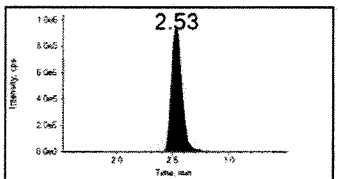

Pfba 2
Mod?
□ Baseline □ Missed
□ Wrong Peak

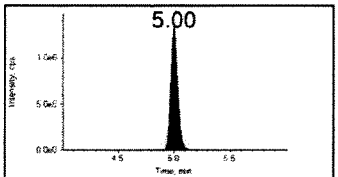

Pfpea 2
Mod?
□ Baseline □ Missed
□ Wrong Peak

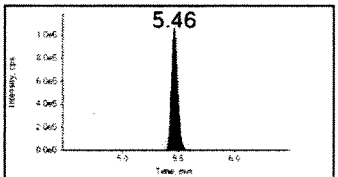

Pfbs 2
Mod?
□ Baseline □ Missed
□ Wrong Peak

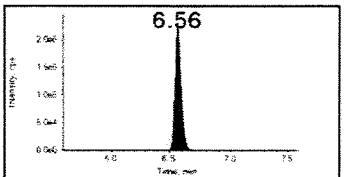

Pfhxa 2
Mod?
□ Baseline □ Missed
□ Wrong Peak

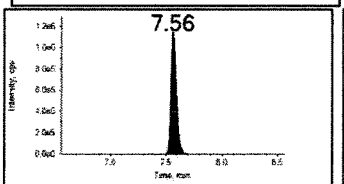

Pfhpa 2
Mod?
□ Baseline □ Missed
□ Wrong Peak

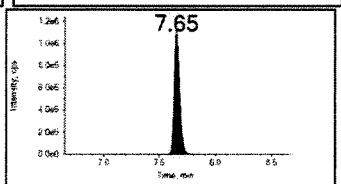

Pfhxs 2
Mod?
□ Baseline □ Missed
□ Wrong Peak

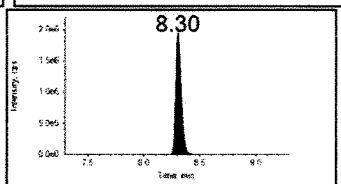

Pfoa 2
Mod?
□ Baseline □ Missed
□ Wrong Peak

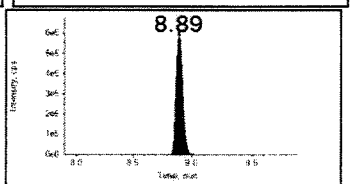

Pfna 2
Mod?
□ Baseline □ Missed
□ Wrong Peak

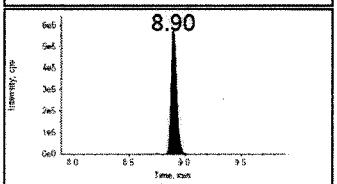

Pfos 2
Mod?
□ Baseline □ Missed
□ Wrong Peak

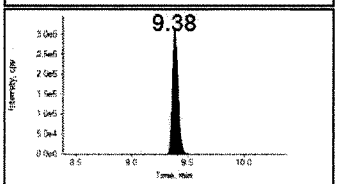

Pfda 2
Mod?
□ Baseline □ Missed
□ Wrong Peak

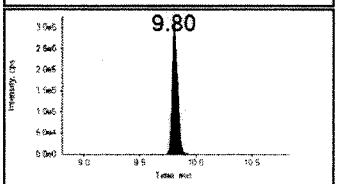

Pfuna 2
Mod?
□ Baseline □ Missed
□ Wrong Peak

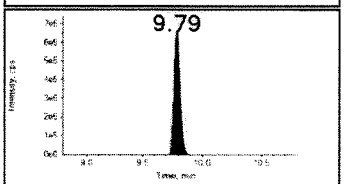

Pfds 2
Mod?
□ Baseline □ Missed
□ Wrong Peak

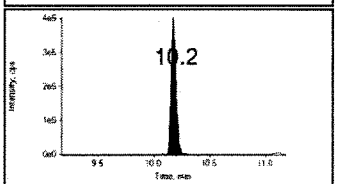

Pfdoa 2
Mod?
□ Baseline □ Missed
□ Wrong Peak

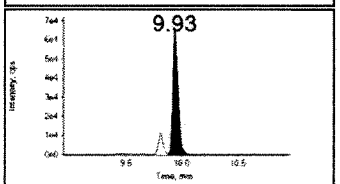

Fosa 2
Mod?
□ Baseline □ Missed
□ Wrong Peak

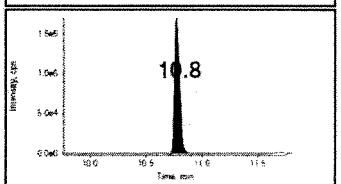

Pfteda 2
Mod?
□ Baseline □ Missed
□ Wrong Peak

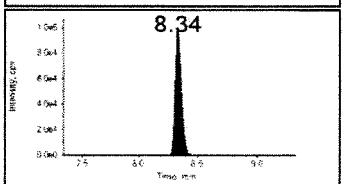

PFHpS 2
Mod?
□ Baseline □ Missed
□ Wrong Peak

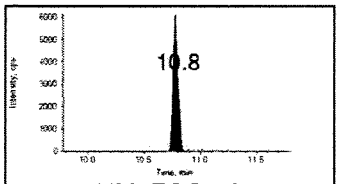

NMeFOSE 2
Mod?
□ Baseline □ Missed
□ Wrong Peak

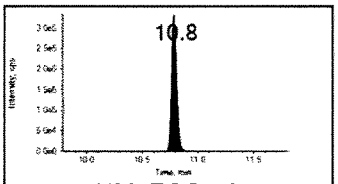

NMeFOSA 2
Mod?
□ Baseline □ Missed
□ Wrong Peak

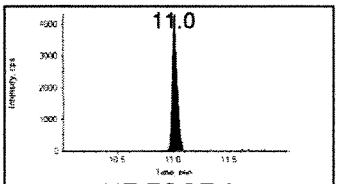

NEtFOSE 2
Mod?
□ Baseline □ Missed
□ Wrong Peak

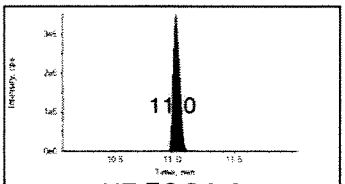

NEtFOSA 2
Mod?
□ Baseline □ Missed
□ Wrong Peak

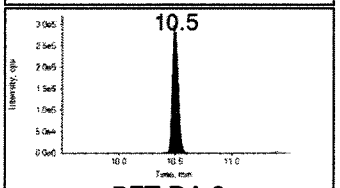

PFTrDA 2
Mod?
□ Baseline □ Missed
□ Wrong Peak

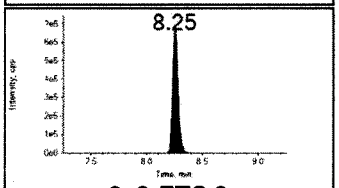

6_2-FTS 2
Mod?
□ Baseline □ Missed
□ Wrong Peak

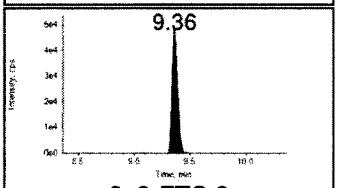

8_2-FTS 2
Mod?
□ Baseline □ Missed
□ Wrong Peak

Project	Ewan's Projects\PFCs	**Result Table**	050116.rdb
Data File	050116\1017.wiff	**Algorithm Used**	MQL
Acquisition Method	PFC_090315 schedule mrm.dam	**Instrument Name**	LCMS02

Sample Name	PFC 50ppb	**Injection Vial**	20010
Acquisition Date	5/1/2016 4:26:10 PM	**Injection Volume**	10
Acquisition Method	PFC_090315 schedule mrm.dam	**Sample Type**	Standard
Sample ID	15-OLC-02-45J	**Dilution Factor**	1.00

Results Summary

Analyte Name	Analyte RT (Expected)	IS Name	IS Area	Analyte Area	Exp Conc (ng/mL)	Calc. Conc (ng/mL)	Accuracy (%)	Mod?
Pfba 1	2.53 (2.53)	13c_pfba	2067164	16615512	50.00	47.2300	95	No
Pfpea 1	5.00 (5.00)	13c_pfhxa	2936930	15317574	50.00	45.3790	91	No
Pfbs 1	5.46 (5.47)	18o-pfhs	961965	24027336	50.00	41.0810	82	No
Pfhxa 1	6.56 (6.57)	13c_pfhxa	2936930	21031939	50.00	40.9760	82	No
Pfhpa 1	7.56 (7.56)	13c_pfhxa	2936930	22645463	50.00	38.3460	77	No
Pfhxs 1	7.64 (7.64)	18o-pfhs	961965	22503950	50.00	41.4260	83	No
Pfoa 1	8.29 (8.29)	13c-pfoa	2017803	9985424	50.00	46.4370	93	No
Pfna 1	8.88 (8.88)	13c-pfna	2082166	16491409	50.00	43.8540	88	No
Pfos 1	8.89 (8.89)	13c-pfos	1912927	15890309	50.00	44.4390	89	No
Pfda 1	9.38 (9.37)	13c-pfda	1883317	14781040	50.00	42.0140	84	No
Pfuna 1	9.80 (9.80)	13c-pfuna	357449	8528658	50.00	44.0450	88	No
Pfds 1	9.78 (9.78)	13c-pfos	1912927	17630910	50.00	43.3770	87	No
Pfdoa 1	10.20 (10.20)	13c-pfdoda	22545	11069883	50.00	44.7150	89	No
Fosa 1	9.93 (9.93)	d5-NEtFOSA	495855	17534018	50.00	38.2870	77	No
Pfteda 1	10.80 (10.80)	13c-pfdoda	22545	5535175	50.00	44.7220	89	No
PFHpS 1	8.32 (8.32)	18o-pfhs	961965	1955000	50.00	45.6300	91	No
NMeFOSE 1	10.80 (10.80)	d7-NMeFOSE	483387	4922088	50.00	46.2180	92	No

MAY 12 2016

Analyte Name	Analyte RT (Expected)	IS Name	IS Area	Analyte Area	Exp Conc (ng/mL)	Calc. Conc (ng/mL)	Accuracy (%)	Mod?
NMeFOSA 1	10.80 (10.80)	d7-NMeFOSE	483387	2716556	50.00	46.5510	93	No
NEtFOSE 1	11.00 (11.00)	d9-EtFOSE	652380	5491266	50.00	41.8960	84	No
NEtFOSA 1	11.00 (11.00)	d5-NEtFOSA	495855	3948807	50.00	44.0500	88	No
d9-EtFOSE 1	11.00 (11.00)	N_mefosa_d3	475456	652380	5.00	5.0490	101	No
d5-NEtFOSA 1	11.00 (11.00)	N_mefosa_d3	475456	495855	5.00	5.0560	101	No
d7-NMeFOSE 1	10.80 (10.80)	N_mefosa_d3	475456	483387	5.00	4.8430	97	No
13C_PFBA 1	2.52 (2.51)	N_mefosa_d3	475456	2067164	5.00	4.8650	97	No
13C_PFHXA 1	6.56 (6.57)	N_mefosa_d3	475456	2936930	5.00	4.7790	96	No
13C-PFOA 1	8.29 (8.30)	N_mefosa_d3	475456	2017803	5.00	4.5210	90	No
13C-PFNA 1	8.88 (8.89)	N_mefosa_d3	475456	2082166	5.00	4.3400	87	No
13C-PFOS 1	8.89 (8.90)	N_mefosa_d3	475456	1912927	5.00	4.6190	92	No
13C-PFDA 1	9.38 (9.39)	N_mefosa_d3	475456	1883317	5.00	4.7320	95	No
13C-PFUNA 1	9.80 (9.81)	N_mefosa_d3	475456	357449	5.00	4.4700	89	No
18O-PFHxS 1	7.64 (7.65)	N_mefosa_d3	475456	961965	5.00	4.6670	93	No
13C-PFDoA 1	10.20 (10.20)	N_mefosa_d3	475456	22595	5.00	4.4830	90	No
PFTrDA 1	10.50 (10.50)	13c-pfdoda	22545	1200583 3	50.00	46.6740	93	No
6_2-FTS 1	8.24 (8.23)	13C2-6_2-FTS	36634	3985697	50.00	32.6000	65	No
8_2-FTS 1	9.36 (9.36)	13C2-6_2-FTS	36634	3632940	50.00	49.9130	100	No
13C2-6_2-FTS 1	8.24 (8.25)	N_mefosa_d3	475456	36634	5.00	5.8190	116	No

IRC Summary

Analyte Peak Name	RT (Expected)	Area	Modified?	Calculated Ion Ratio (Expected Value)
Pfba 2	2.53 (2.53)	16608350	No	1.00
Pfpea 2	5.00 (5.00)	15565983	No	1.02
Pfbs 2	5.46 (5.46)	11059847	No	0.46
Pfhxa 2	6.56 (6.57)	2279620	No	0.11
Pfhpa 2	7.56 (7.56)	11026954	No	0.49
Pfhxs 2	7.64 (7.64)	9892893	No	0.44
Pfoa 2	8.29 (8.29)	16378152	No	1.64
Pfna 2	8.88 (8.88)	5712859	No	0.35
Pfos 2	8.89 (8.89)	5636468	No	0.35
Pfda 2	9.38 (9.37)	3352516	No	0.23
Pfuna 2	9.80 (9.80)	3078310	No	0.36
Pfds 2	9.78 (9.78)	5963810	No	0.34
Pfdoa 2	10.20 (10.20)	3658740	No	0.33
Fosa 2	9.93 (9.93)	510612	No	0.03
Pfteda 2	10.80 (10.80)	1354645	No	0.24
PFHpS 2	8.32 (8.32)	814943	No	0.42
NMeFOSE 2	10.80 (10.80)	46369	No	0.01
NMeFOSA 2	10.80 (10.80)	2616254	No	0.96
NEtFOSE 2	11.00 (11.00)	32055	No	0.01
NEtFOSA 2	11.00 (11.00)	2693689	No	0.68
PFTrDA 2	10.50 (10.50)	3020127	No	0.25
6_2-FTS 2	8.24 (8.24)	5092556	No	1.28
8_2-FTS 2	9.36 (9.35)	361119	No	0.10

Quantitative Peak Review **PFC 50ppb 15-OLC-02-45J**

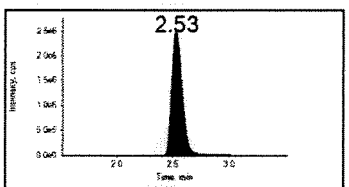

Pfba 1
213.000/169.000 Da
□ Baseline □ Missed
□ Wrong Peak

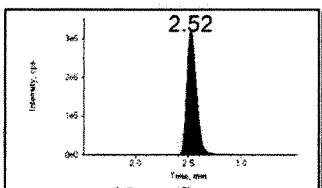

13c_pfba
217.000/172.000 Da
□ Baseline □ Missed
□ Wrong Peak

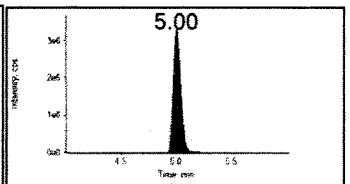

Pfpea 1
263.000/219.000 Da
□ Baseline □ Missed
□ Wrong Peak

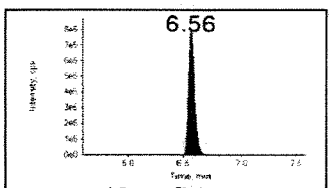

13c_pfhxa
315.000/270.000 Da
□ Baseline □ Missed
□ Wrong Peak

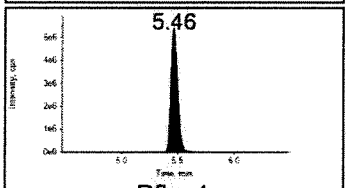

Pfbs 1
299.000/80.000 Da
□ Baseline □ Missed
□ Wrong Peak

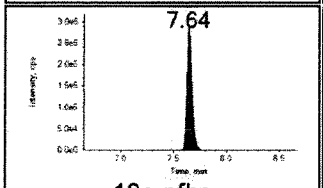

18o-pfhs
403.000/103.000 Da
□ Baseline □ Missed
□ Wrong Peak

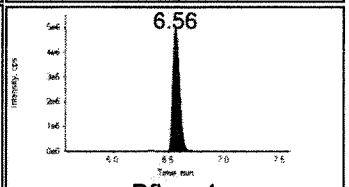

Pfhxa 1
313.000/269.000 Da
□ Baseline □ Missed
□ Wrong Peak

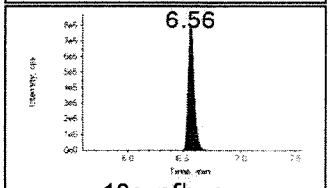

13c_pfhxa
315.000/270.000 Da
□ Baseline □ Missed
□ Wrong Peak

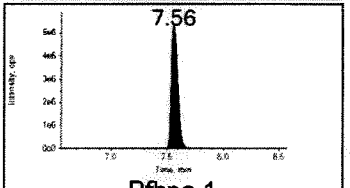

Pfhpa 1
363.000/319.000 Da
□ Baseline □ Missed
□ Wrong Peak

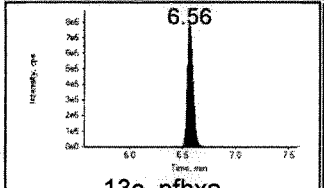

13c_pfhxa
315.000/270.000 Da
□ Baseline □ Missed
□ Wrong Peak

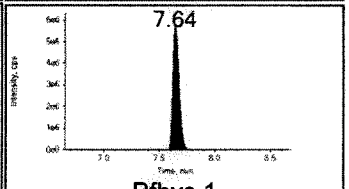

Pfhxs 1
399.000/80.000 Da
□ Baseline □ Missed
□ Wrong Peak

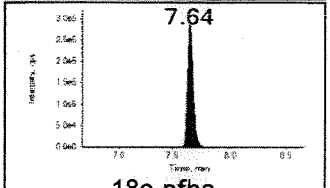

18o-pfhs
403.000/103.000 Da
□ Baseline □ Missed
□ Wrong Peak

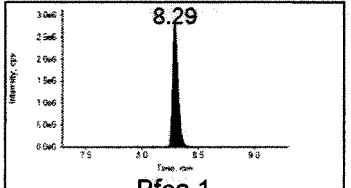

Pfoa 1
413.000/169.000 Da
□ Baseline □ Missed
□ Wrong Peak

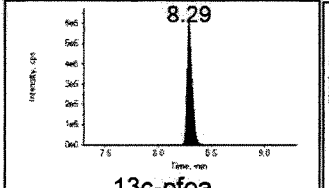

13c-pfoa
417.000/372.000 Da
□ Baseline □ Missed
□ Wrong Peak

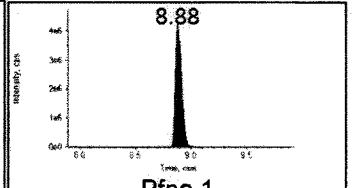

Pfna 1
463.000/419.000 Da
□ Baseline □ Missed
□ Wrong Peak

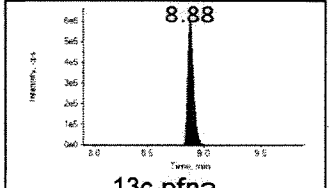

13c-pfna
468.000/423.000 Da
□ Baseline □ Missed
□ Wrong Peak

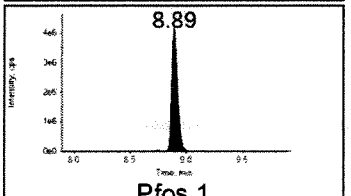

Pfos 1
499.000/80.000 Da
□ Baseline □ Missed
□ Wrong Peak

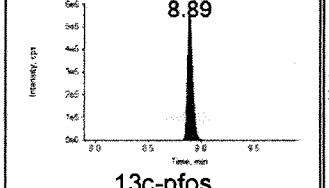

13c-pfos
503.000/80.000 Da
□ Baseline □ Missed
□ Wrong Peak

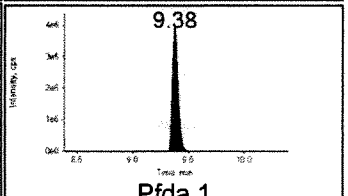

Pfda 1
513.000/469.000 Da
□ Baseline □ Missed
□ Wrong Peak

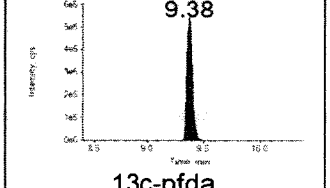

13c-pfda
515.000/470.000 Da
□ Baseline □ Missed
□ Wrong Peak

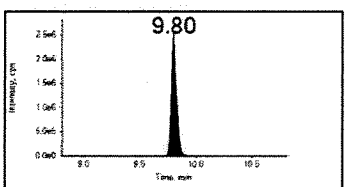

Pfuna 1
563.000/519.000 Da
□ Baseline □ Missed
□ Wrong Peak

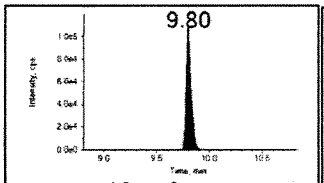

13c-pfuna
565.000/520.000 Da
□ Baseline □ Missed
□ Wrong Peak

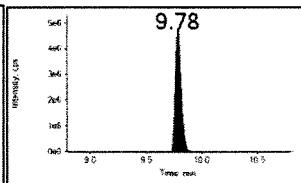

Pfds 1
599.000/80.000 Da
□ Baseline □ Missed
□ Wrong Peak

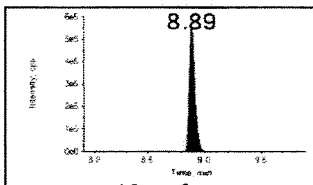

13c-pfos
503.000/80.000 Da
□ Baseline □ Missed
□ Wrong Peak

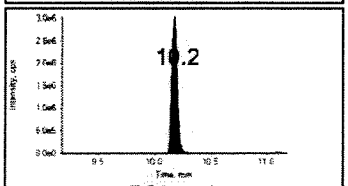

Pfdoa 1
613.000/569.000 Da
□ Baseline □ Missed
□ Wrong Peak

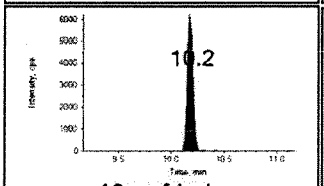

13c-pfdoda
615.000/570.000 Da
□ Baseline □ Missed
□ Wrong Peak

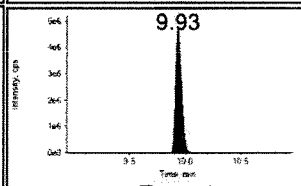

Fosa 1
498.000/78.000 Da
□ Baseline □ Missed
□ Wrong Peak

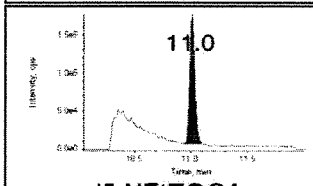

d5-NEtFOSA
531.000/169.000 Da
□ Baseline □ Missed
□ Wrong Peak

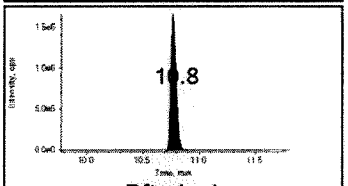

Pfteda 1
713.000/669.000 Da
□ Baseline □ Missed
□ Wrong Peak

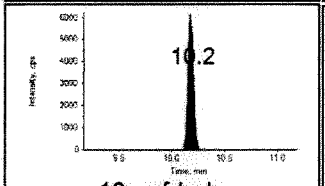

13c-pfdoda
615.000/570.000 Da
□ Baseline □ Missed
□ Wrong Peak

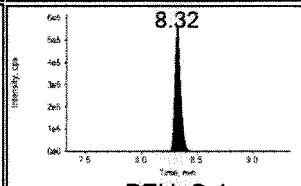

PFHpS 1
449.400/80.000 Da
□ Baseline □ Missed
□ Wrong Peak

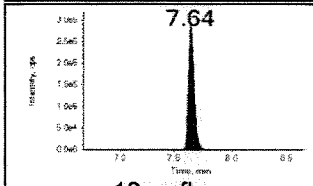

18o-pfhs
403.000/103.000 Da
□ Baseline □ Missed
□ Wrong Peak

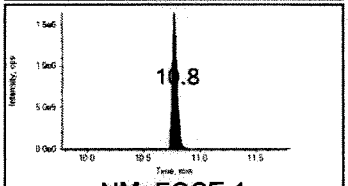

NMeFOSE 1
616.200/58.800 Da
□ Baseline □ Missed
□ Wrong Peak

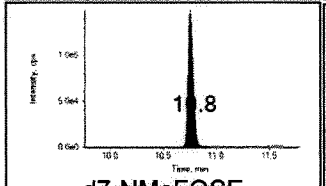

d7-NMeFOSE
623.000/59.000 Da
□ Baseline □ Missed
□ Wrong Peak

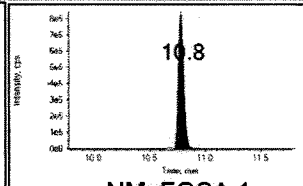

NMeFOSA 1
512.200/169.300 Da
□ Baseline □ Missed
□ Wrong Peak

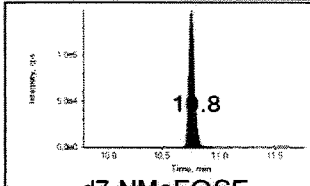

d7-NMeFOSE
623.000/59.000 Da
□ Baseline □ Missed
□ Wrong Peak

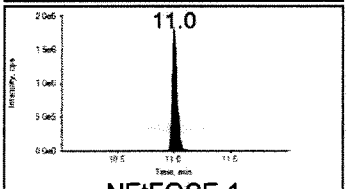

NEtFOSE 1
630.200/59.000 Da
□ Baseline □ Missed
□ Wrong Peak

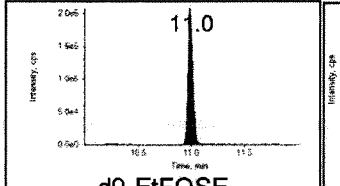

d9-EtFOSE
639.000/59.000 Da
□ Baseline □ Missed
□ Wrong Peak

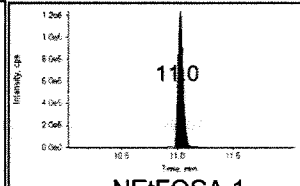

NEtFOSA 1
526.200/169.000 Da
□ Baseline □ Missed
□ Wrong Peak

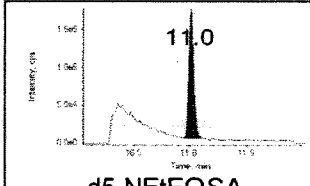

d5-NEtFOSA
531.000/169.000 Da
□ Baseline □ Missed
□ Wrong Peak

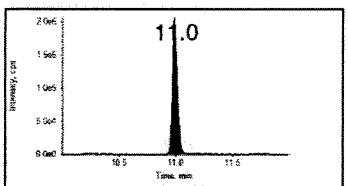

d9-EtFOSE 1
639.000/59.000 Da
□ Baseline □ Missed
□ Wrong Peak

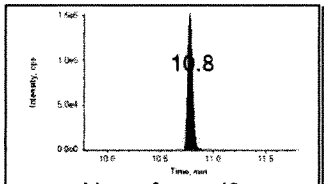

N_mefosa_d3
515.000/169.000 Da
□ Baseline □ Missed
□ Wrong Peak

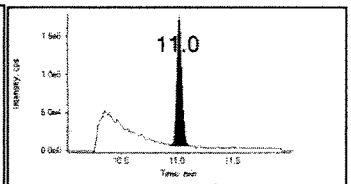

d5-NEtFOSA 1
531.000/169.000 Da
□ Baseline □ Missed
□ Wrong Peak

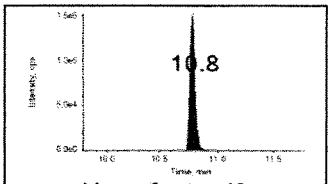

N_mefosa_d3
515.000/169.000 Da
□ Baseline □ Missed
□ Wrong Peak

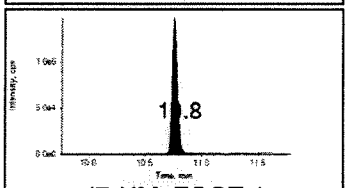

d7-NMeFOSE 1
623.000/59.000 Da
□ Baseline □ Missed
□ Wrong Peak

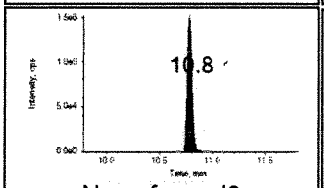

N_mefosa_d3
515.000/169.000 Da
□ Baseline □ Missed
□ Wrong Peak

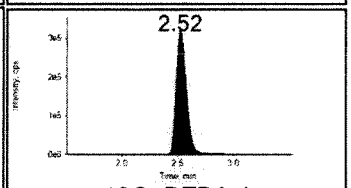

13C_PFBA 1
217.000/172.000 Da
□ Baseline □ Missed
□ Wrong Peak

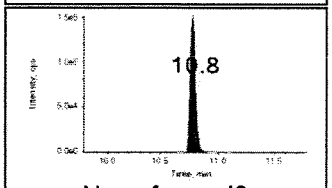

N_mefosa_d3
515.000/169.000 Da
□ Baseline □ Missed
□ Wrong Peak

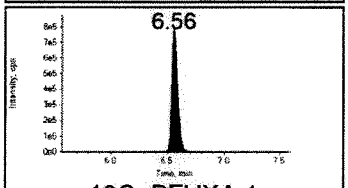

13C_PFHXA 1
315.000/270.000 Da
□ Baseline □ Missed
□ Wrong Peak

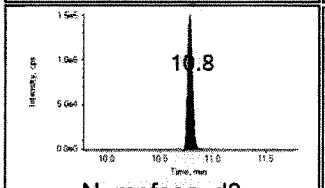

N_mefosa_d3
515.000/169.000 Da
□ Baseline □ Missed
□ Wrong Peak

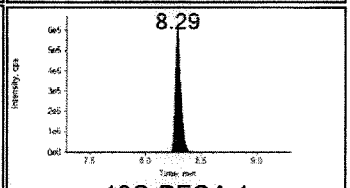

13C-PFOA 1
417.000/372.000 Da
□ Baseline □ Missed
□ Wrong Peak

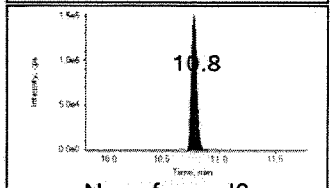

N_mefosa_d3
515.000/169.000 Da
□ Baseline □ Missed
□ Wrong Peak

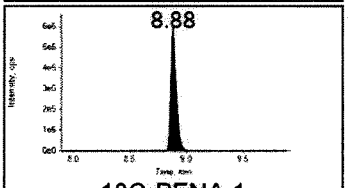

13C-PFNA 1
468.000/423.000 Da
□ Baseline □ Missed
□ Wrong Peak

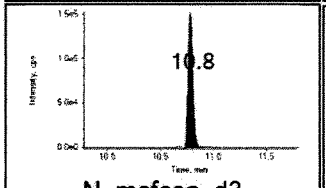

N_mefosa_d3
515.000/169.000 Da
□ Baseline □ Missed
□ Wrong Peak

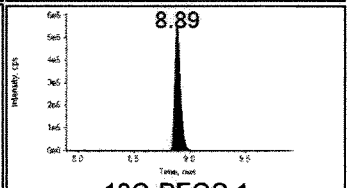

13C-PFOS 1
503.000/80.000 Da
□ Baseline □ Missed
□ Wrong Peak

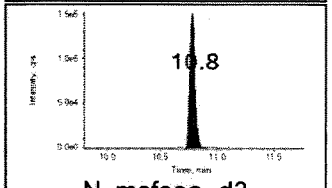

N_mefosa_d3
515.000/169.000 Da
□ Baseline □ Missed
□ Wrong Peak

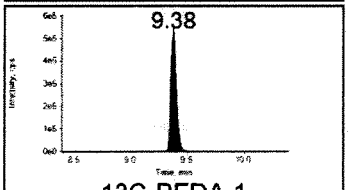

13C-PFDA 1
515.000/470.000 Da
□ Baseline □ Missed
□ Wrong Peak

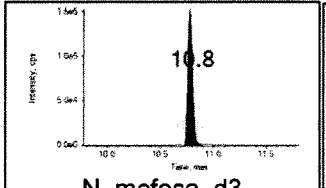

N_mefosa_d3
515.000/169.000 Da
□ Baseline □ Missed
□ Wrong Peak

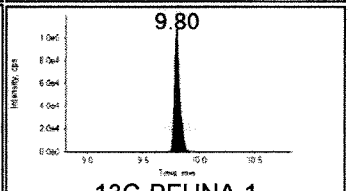

13C-PFUNA 1
565.000/520.000 Da
□ Baseline □ Missed
□ Wrong Peak

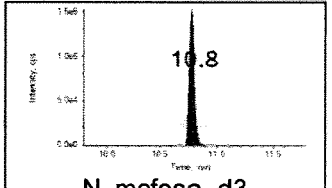

N_mefosa_d3
515.000/169.000 Da
□ Baseline □ Missed
□ Wrong Peak

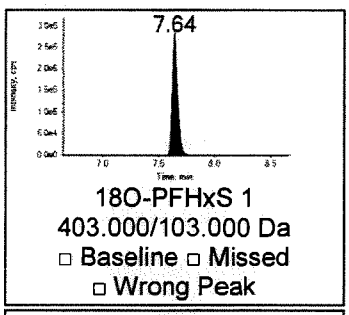

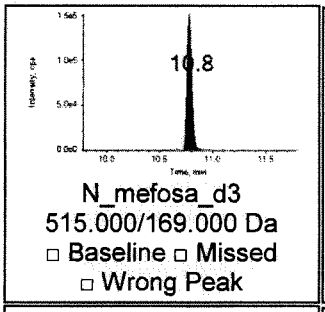

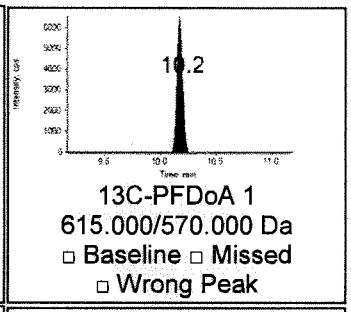

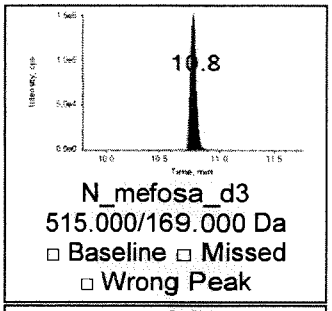

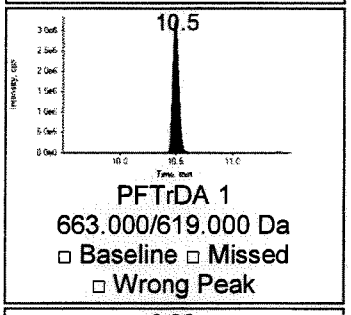

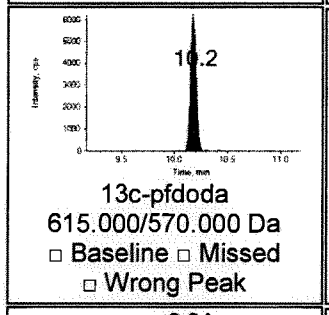

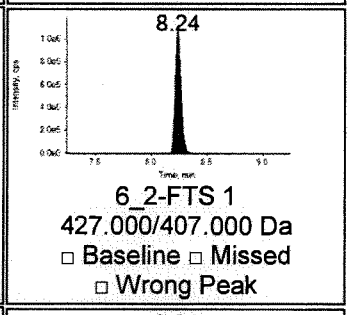

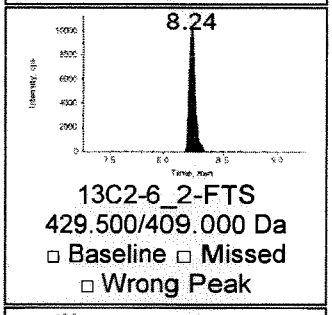

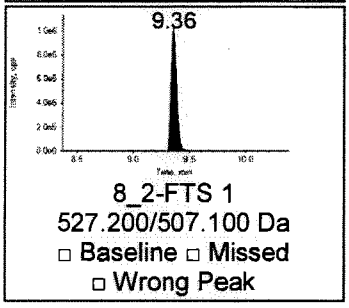

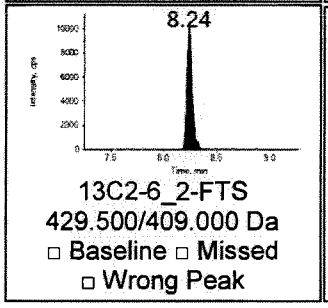

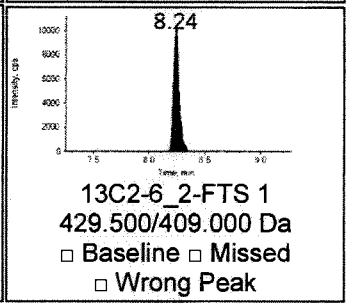

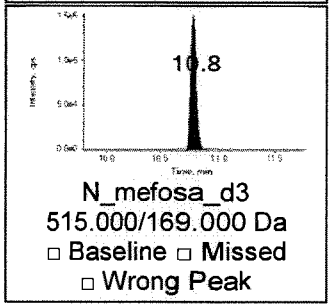

Ion Ratio Confirmation

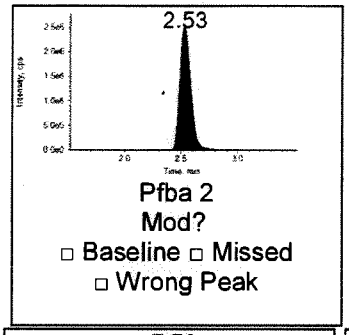

Pfba 2
Mod?
□ Baseline □ Missed
□ Wrong Peak

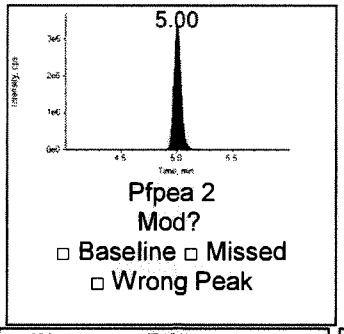

Pfpea 2
Mod?
□ Baseline □ Missed
□ Wrong Peak

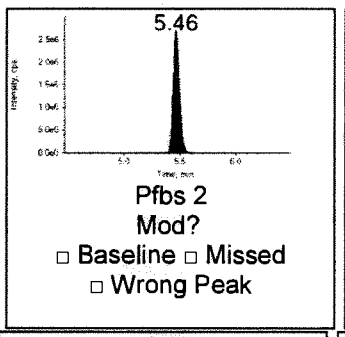

Pfbs 2
Mod?
□ Baseline □ Missed
□ Wrong Peak

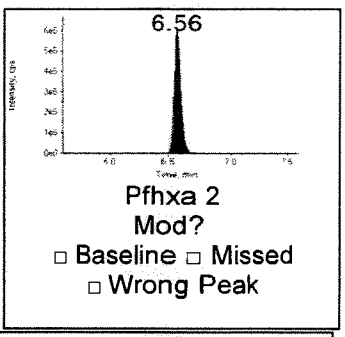

Pfhxa 2
Mod?
□ Baseline □ Missed
□ Wrong Peak

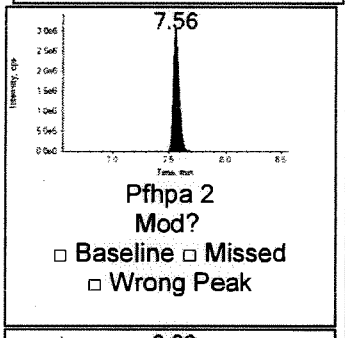

Pfhpa 2
Mod?
□ Baseline □ Missed
□ Wrong Peak

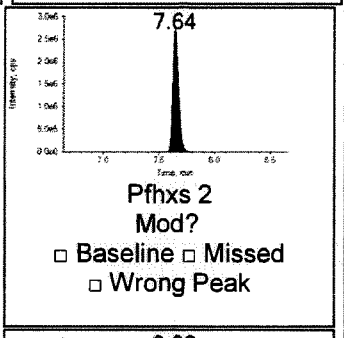

Pfhxs 2
Mod?
□ Baseline □ Missed
□ Wrong Peak

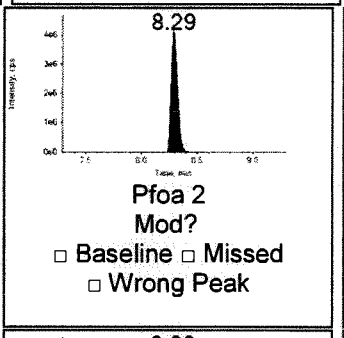

Pfoa 2
Mod?
□ Baseline □ Missed
□ Wrong Peak

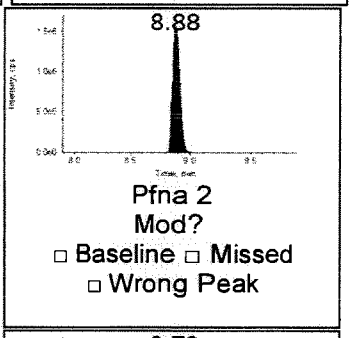

Pfna 2
Mod?
□ Baseline □ Missed
□ Wrong Peak

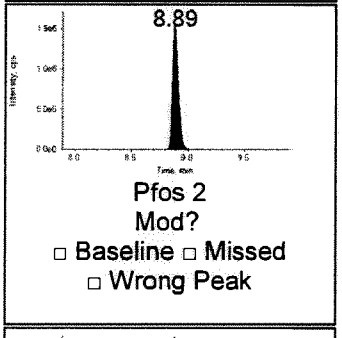

Pfos 2
Mod?
□ Baseline □ Missed
□ Wrong Peak

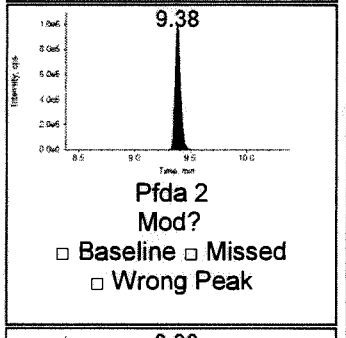

Pfda 2
Mod?
□ Baseline □ Missed
□ Wrong Peak

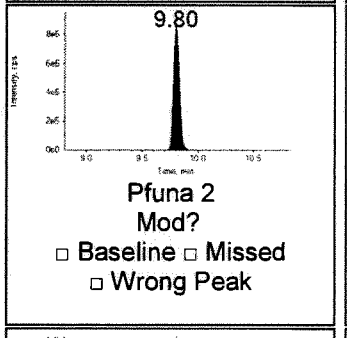

Pfuna 2
Mod?
□ Baseline □ Missed
□ Wrong Peak

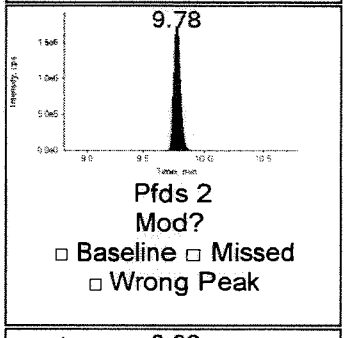

Pfds 2
Mod?
□ Baseline □ Missed
□ Wrong Peak

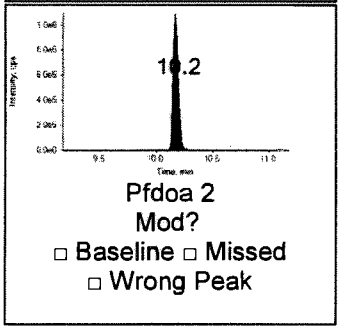

Pfdoa 2
Mod?
□ Baseline □ Missed
□ Wrong Peak

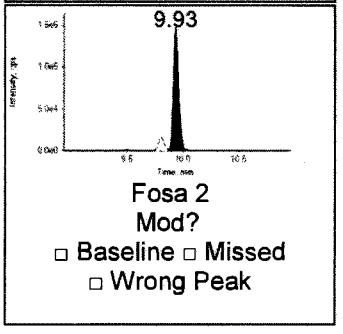

Fosa 2
Mod?
□ Baseline □ Missed
□ Wrong Peak

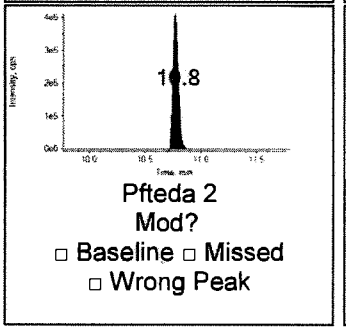

Pfteda 2
Mod?
□ Baseline □ Missed
□ Wrong Peak

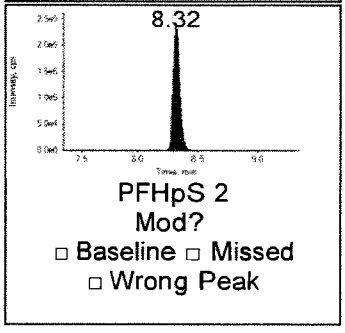

PFHpS 2
Mod?
□ Baseline □ Missed
□ Wrong Peak

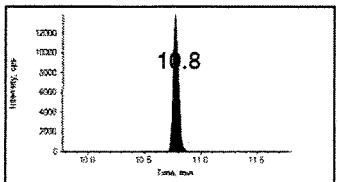

NMeFOSE 2
Mod?
□ Baseline □ Missed
□ Wrong Peak

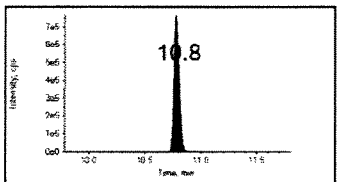

NMeFOSA 2
Mod?
□ Baseline □ Missed
□ Wrong Peak

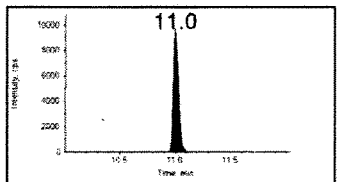

NEtFOSE 2
Mod?
□ Baseline □ Missed
□ Wrong Peak

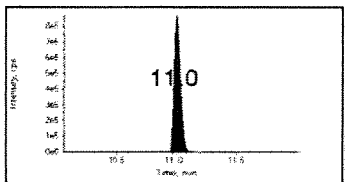

NEtFOSA 2
Mod?
□ Baseline □ Missed
□ Wrong Peak

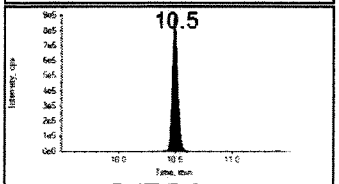

PFTrDA 2
Mod?
□ Baseline □ Missed
□ Wrong Peak

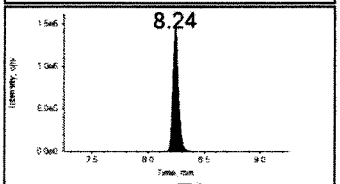

6_2-FTS 2
Mod?
□ Baseline □ Missed
□ Wrong Peak

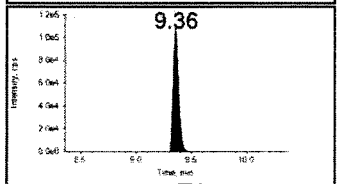

8_2-FTS 2
Mod?
□ Baseline □ Missed
□ Wrong Peak

Project	Ewan's Projects\PFCs
Data File	050116\1018.wiff
Result Table	050116.rdb
Instrument Name	LCMS02

Sample Name	IB	**Injection Volume**	10
Acquisition Date	5/1/2016 4:44:03 PM	**Sample Type**	Unknown
Acquisition Method	PFC_090315 schedule mrm.dam	**Dilution Factor**	1.00
Injection Vial	1	**Weight to Volume**	0.00

Results Summary

Analyte Name	IS Name	IS Area	Analyte RT (Exp RT)	Analyte Area	Calc. Conc (ng/mL)	Modified?
Pfba 1	13c_pfba	2445789	2.53 (2.53)	14137	0.0340	No
Pfpea 1	13c_pfhxa	3614001	0.00 (5.01)	0	N/A	No
Pfbs 1	18o-pfhs	1191846	0.00 (5.47)	0	N/A	No
Pfhxa 1	13c_pfhxa	3614001	6.58 (6.57)	10649	0.0170	No
Pfhpa 1	13c_pfhxa	3614001	0.00 (7.56)	0	N/A	No
Pfhxs 1	18o-pfhs	1191846	7.65 (7.65)	12836	0.0190	No
Pfoa 1	13c-pfoa	2673622	8.28 (8.29)	4353	0.0150	No
Pfna 1	13c-pfna	2796150	0.00 (8.88)	0	N/A	No
Pfos 1	13c-pfos	2481104	0.00 (8.89)	0	N/A	No
Pfda 1	13c-pfda	2219677	0.00 (9.37)	0	N/A	No
Pfuna 1	13c-pfuna	445123	9.79 (9.80)	5107	0.0210	No
Pfds 1	13c-pfos	2481104	0.00 (9.78)	0	N/A	No
Pfdoa 1	13c-pfdoda	25645	10.20 (10.20)	3426	0.0120	No
Fosa 1	d5-NEtFOSA	482298	9.93 (9.94)	3615	0.0080	No
Pfteda 1	13c-pfdoda	25645	10.80 (10.80)	2030	0.0140	No
PFHpS 1	18o-pfhs	1191846	0.00 (8.33)	0	N/A	No
NMeFOSE 1	d7-NMeFOSE	544172	10.80 (10.80)	1730	0.0140	No
NMeFOSA 1	d7-NMeFOSE	544172	10.80 (10.80)	959	0.0150	No
NEtFOSE 1	d9-EtFOSE	578272	0.00 (11.00)	0	N/A	No

MAY 12 2016

Analyte Name	IS Name	IS Area	Analyte RT (Exp RT)	Analyte Area	Calc. Conc (ng/mL)	Modified?
NEtFOSA 1	d5-NEtFOSA	482298	11.00 (11.00)	865	0.0100	No
d9-EtFOSE 1	N_mefosa_d3	508494	11.00 (11.00)	578272	4.1850	No
d5-NEtFOSA 1	N_mefosa_d3	508494	11.00 (11.00)	482298	4.5980	No
d7-NMeFOSE 1	N_mefosa_d3	508494	10.80 (10.80)	544172	5.0980	No
13C_PFBA 1	N_mefosa_d3	508494	2.52 (2.51)	2445789	5.3820	No
13C_PFHXA 1	N_mefosa_d3	508494	6.57 (6.57)	3614001	5.4980	No
13C-PFOA 1	N_mefosa_d3	508494	8.29 (8.30)	2673622	5.6010	No
13C-PFNA 1	N_mefosa_d3	508494	8.88 (8.89)	2796150	5.4490	No
13C-PFOS 1	N_mefosa_d3	508494	8.89 (8.90)	2481104	5.6010	No
13C-PFDA 1	N_mefosa_d3	508494	9.37 (9.39)	2219677	5.2140	No
13C-PFUNA 1	N_mefosa_d3	508494	9.80 (9.81)	445123	5.2040	No
18O-PFHxS 1	N_mefosa_d3	508494	7.65 (7.65)	1191846	5.4070	No
13C-PFDoA 1	N_mefosa_d3	508494	10.20 (10.20)	25664	4.7600	No
PFTrDA 1	13c-pfdoda	25645	10.50 (10.50)	6558	0.0220	No
6_2-FTS 1	13C2-6_2-FTS	31497	8.22 (8.23)	860	0.0080	No
8_2-FTS 1	13C2-6_2-FTS	31497	0.00 (9.36)	0	N/A	No
13C2-6_2-FTS 1	N_mefosa_d3	508494	8.24 (8.25)	31497	4.6780	No

IRC Summary

Analyte Peak Name	RT (Exp RT)	Area	Modified?	Calc (Exp) MRM Ratio	Ratio Confirms ID
Pfba 2	2.54 (2.53)	8359	No	0.59 (0.99)	No
Pfpea 2	0.00 (5.01)	0	No	0.00 (1.01)	No
Pfbs 2	0.00 (5.46)	0	No	0.00 (0.41)	No
Pfhxa 2	6.57 (6.57)	1175	No	0.11 (0.09)	YES
Pfhpa 2	0.00 (7.56)	0	No	0.00 (0.40)	No
Pfhxs 2	7.64 (7.65)	5489	No	0.43 (0.40)	YES
Pfoa 2	8.29 (8.29)	5869	No	1.35 (1.86)	No

Analyte Peak Name	RT (Exp RT)	Area	Modified?	Calc (Exp) MRM Ratio	Ratio Confirms ID
Pfna 2	0.00 (8.88)	0	No	0.00 (0.30)	No
Pfos 2	0.00 (8.89)	0	No	0.00 (0.33)	No
Pfda 2	9.37 (9.37)	861	No	0.00 (0.20)	No
Pfuna 2	0.00 (9.80)	0	No	0.00 (0.33)	No
Pfds 2	0.00 (9.78)	0	No	0.00 (0.32)	No
Pfdoa 2	0.00 (10.20)	0	No	0.00 (0.29)	No
Fosa 2	0.00 (9.94)	0	No	0.00 (0.03)	No
Pfteda 2	0.00 (10.80)	0	No	0.00 (0.23)	No
PFHpS 2	0.00 (8.33)	0	No	0.00 (0.41)	No
NMeFOSE 2	0.00 (10.80)	0	No	0.00 (0.01)	No
NMeFOSA 2	0.00 (10.80)	0	No	0.00 (0.97)	No
NEtFOSE 2	0.00 (11.00)	0	No	0.00 (0.01)	No
NEtFOSA 2	0.00 (11.00)	0	No	0.00 (0.69)	No
PFTrDA 2	10.50 (10.50)	1835	No	0.28 (0.24)	YES
6_2-FTS 2	0.00 (8.24)	0	No	0.00 (1.30)	No
8_2-FTS 2	0.00 (9.35)	0	No	0.00 (0.10)	No

Quantitative Peak Review **IB** ***No data for Sample ID***

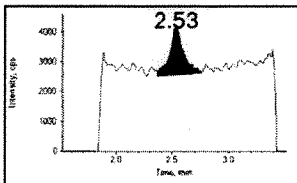

Pfba 1
213.000/169.000 Da
□ Baseline □ Missed
□ Wrong Peak

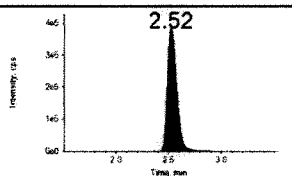

13c_pfba
217.000/172.000 Da
□ Baseline □ Missed
□ Wrong Peak

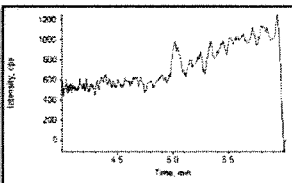

Pfpea 1
263.000/219.000 Da
□ Baseline □ Missed
□ Wrong Peak

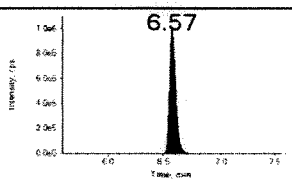

13c_pfhxa
315.000/270.000 Da
□ Baseline □ Missed
□ Wrong Peak

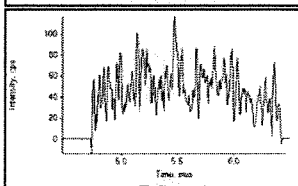

Pfbs 1
299.000/80.000 Da
□ Baseline □ Missed
□ Wrong Peak

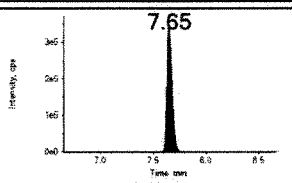

18o-pfhs
403.000/103.000 Da
□ Baseline □ Missed
□ Wrong Peak

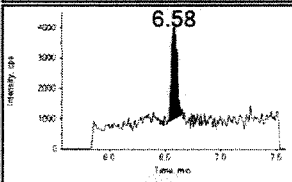

Pfhxa 1
313.000/269.000 Da
□ Baseline □ Missed
□ Wrong Peak

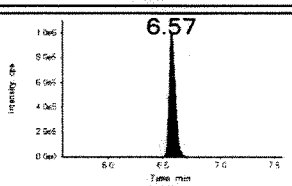

13c_pfhxa
315.000/270.000 Da
□ Baseline □ Missed
□ Wrong Peak

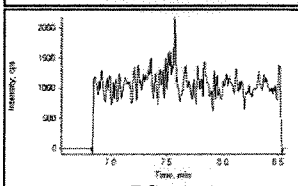

Pfhpa 1
363.000/319.000 Da
□ Baseline □ Missed
□ Wrong Peak

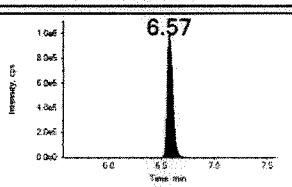

13c_pfhxa
315.000/270.000 Da
□ Baseline □ Missed
□ Wrong Peak

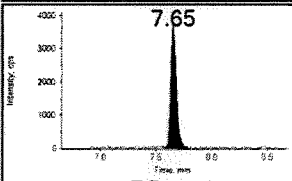

Pfhxs 1
399.000/80.000 Da
□ Baseline □ Missed
□ Wrong Peak

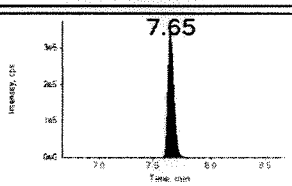

18o-pfhs
403.000/103.000 Da
□ Baseline □ Missed
□ Wrong Peak

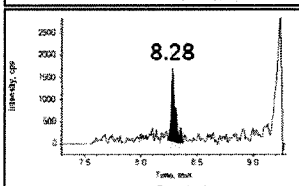

Pfoa 1
413.000/169.000 Da
□ Baseline □ Missed
□ Wrong Peak

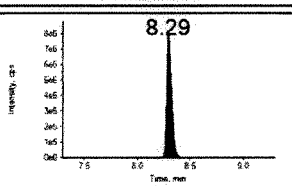

13c-pfoa
417.000/372.000 Da
□ Baseline □ Missed
□ Wrong Peak

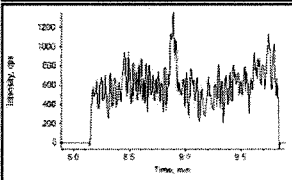

Pfna 1
463.000/419.000 Da
□ Baseline □ Missed
□ Wrong Peak

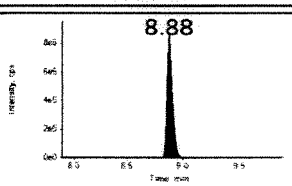

13c-pfna
468.000/423.000 Da
□ Baseline □ Missed
□ Wrong Peak

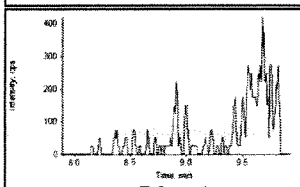

Pfos 1
499.000/80.000 Da
□ Baseline □ Missed
□ Wrong Peak

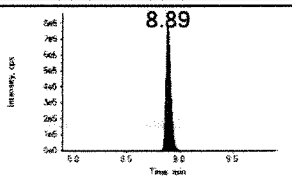

13c-pfos
503.000/80.000 Da
□ Baseline □ Missed
□ Wrong Peak

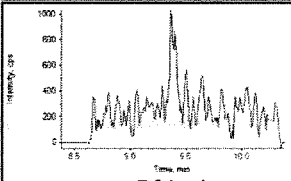

Pfda 1
513.000/469.000 Da
□ Baseline □ Missed
□ Wrong Peak

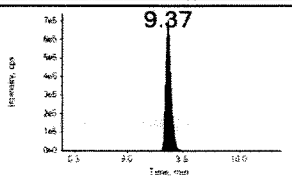

13c-pfda
515.000/470.000 Da
□ Baseline □ Missed
□ Wrong Peak

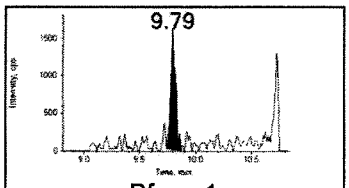

Pfuna 1
563.000/519.000 Da
□ Baseline □ Missed
□ Wrong Peak

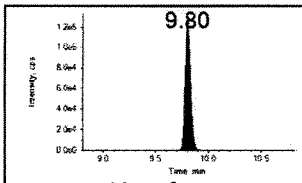

13c-pfuna
565.000/520.000 Da
□ Baseline □ Missed
□ Wrong Peak

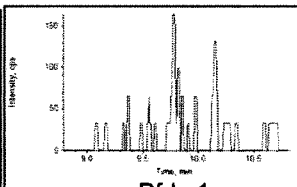

Pfds 1
599.000/80.000 Da
□ Baseline □ Missed
□ Wrong Peak

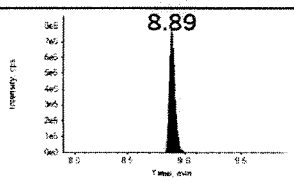

13c-pfos
503.000/80.000 Da
□ Baseline □ Missed
□ Wrong Peak

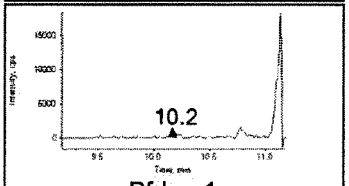

Pfdoa 1
613.000/569.000 Da
□ Baseline □ Missed
□ Wrong Peak

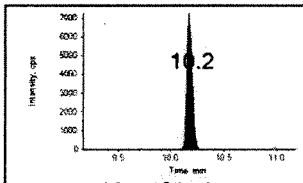

13c-pfdoda
615.000/570.000 Da
□ Baseline □ Missed
□ Wrong Peak

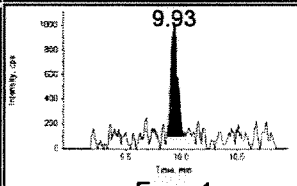

Fosa 1
498.000/78.000 Da
□ Baseline □ Missed
□ Wrong Peak

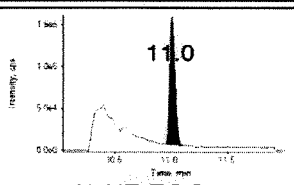

d5-NEtFOSA
531.000/169.000 Da
□ Baseline □ Missed
□ Wrong Peak

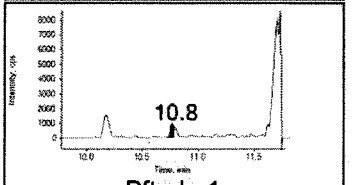

Pfteda 1
713.000/669.000 Da
□ Baseline □ Missed
□ Wrong Peak

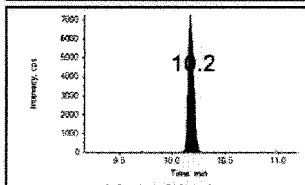

13c-pfdoda
615.000/570.000 Da
□ Baseline □ Missed
□ Wrong Peak

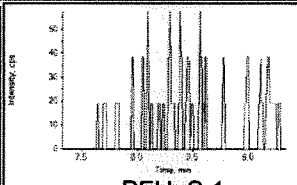

PFHpS 1
449.400/80.000 Da
□ Baseline □ Missed
□ Wrong Peak

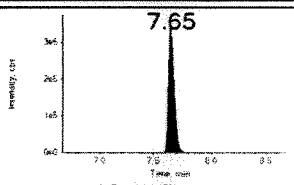

18o-pfhs
403.000/103.000 Da
□ Baseline □ Missed
□ Wrong Peak

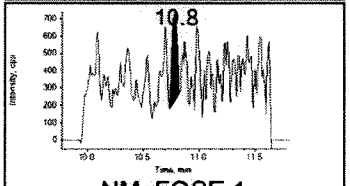

NMeFOSE 1
616.200/58.800 Da
□ Baseline □ Missed
□ Wrong Peak

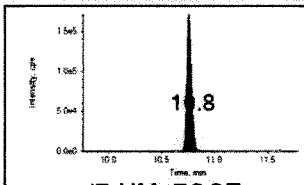

d7-NMeFOSE
623.000/59.000 Da
□ Baseline □ Missed
□ Wrong Peak

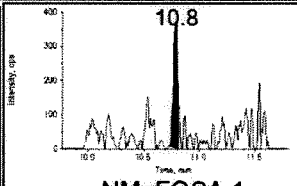

NMeFOSA 1
512.200/169.300 Da
□ Baseline □ Missed
□ Wrong Peak

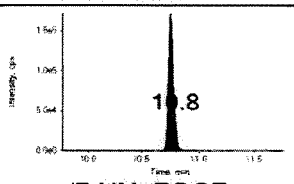

d7-NMeFOSE
623.000/59.000 Da
□ Baseline □ Missed
□ Wrong Peak

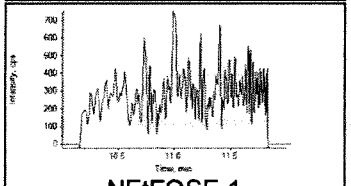

NEtFOSE 1
630.200/59.000 Da
□ Baseline □ Missed
□ Wrong Peak

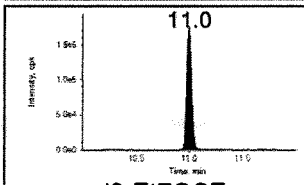

d9-EtFOSE
639.000/59.000 Da
□ Baseline □ Missed
□ Wrong Peak

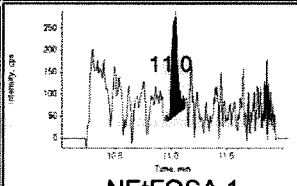

NEtFOSA 1
526.200/169.000 Da
□ Baseline □ Missed
□ Wrong Peak

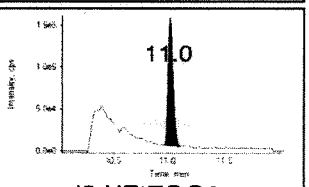

d5-NEtFOSA
531.000/169.000 Da
□ Baseline □ Missed
□ Wrong Peak

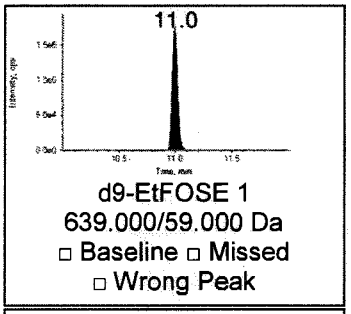

d9-EtFOSE 1
639.000/59.000 Da
□ Baseline □ Missed
□ Wrong Peak

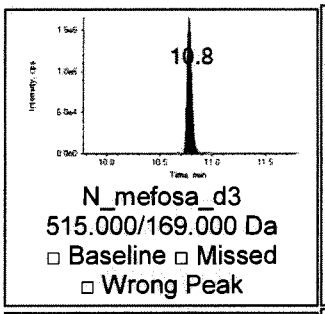

N_mefosa_d3
515.000/169.000 Da
□ Baseline □ Missed
□ Wrong Peak

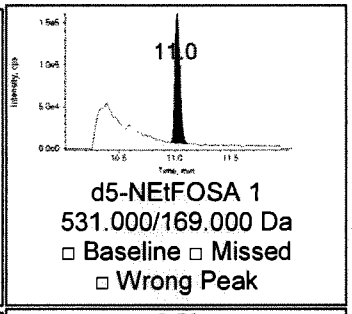

d5-NEtFOSA 1
531.000/169.000 Da
□ Baseline □ Missed
□ Wrong Peak

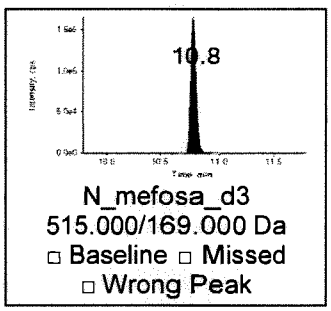

N_mefosa_d3
515.000/169.000 Da
□ Baseline □ Missed
□ Wrong Peak

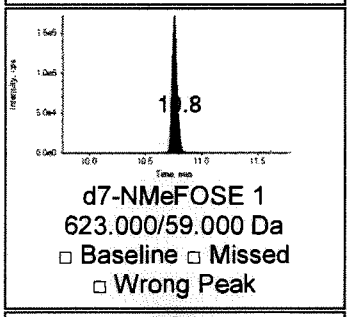

d7-NMeFOSE 1
623.000/59.000 Da
□ Baseline □ Missed
□ Wrong Peak

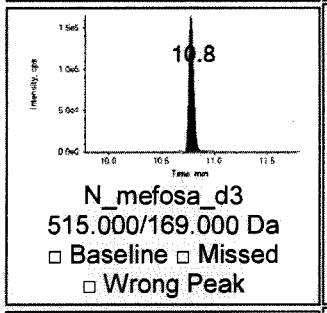

N_mefosa_d3
515.000/169.000 Da
□ Baseline □ Missed
□ Wrong Peak

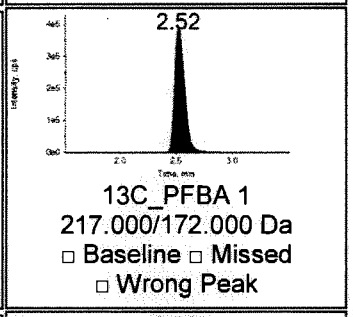

13C_PFBA 1
217.000/172.000 Da
□ Baseline □ Missed
□ Wrong Peak

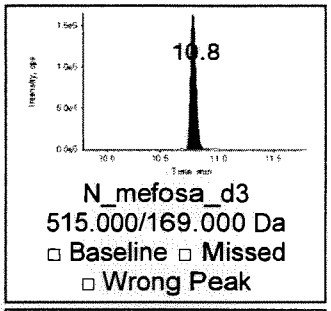

N_mefosa_d3
515.000/169.000 Da
□ Baseline □ Missed
□ Wrong Peak

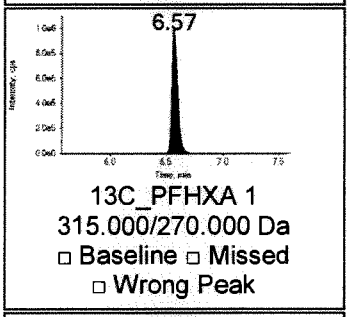

13C_PFHXA 1
315.000/270.000 Da
□ Baseline □ Missed
□ Wrong Peak

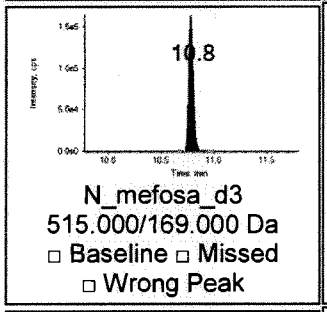

N_mefosa_d3
515.000/169.000 Da
□ Baseline □ Missed
□ Wrong Peak

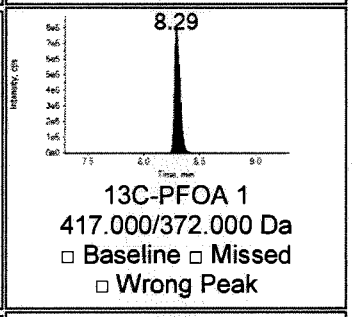

13C-PFOA 1
417.000/372.000 Da
□ Baseline □ Missed
□ Wrong Peak

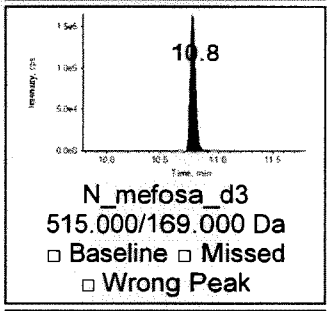

N_mefosa_d3
515.000/169.000 Da
□ Baseline □ Missed
□ Wrong Peak

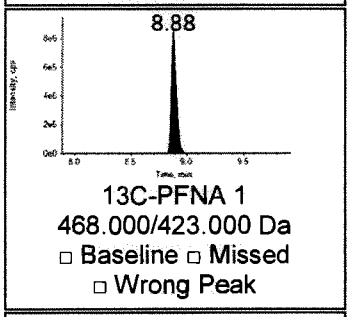

13C-PFNA 1
468.000/423.000 Da
□ Baseline □ Missed
□ Wrong Peak

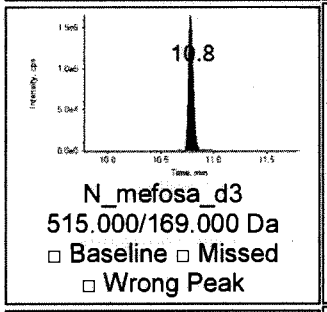

N_mefosa_d3
515.000/169.000 Da
□ Baseline □ Missed
□ Wrong Peak

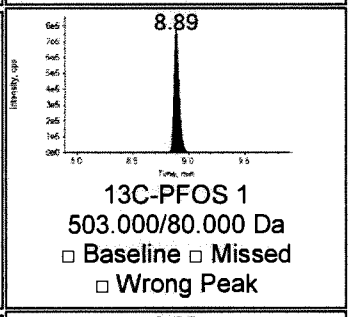

13C-PFOS 1
503.000/80.000 Da
□ Baseline □ Missed
□ Wrong Peak

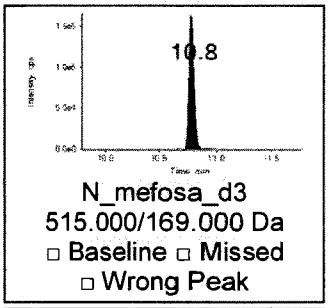

N_mefosa_d3
515.000/169.000 Da
□ Baseline □ Missed
□ Wrong Peak

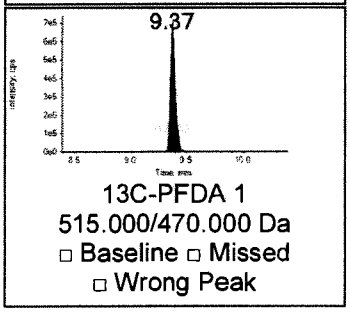

13C-PFDA 1
515.000/470.000 Da
□ Baseline □ Missed
□ Wrong Peak

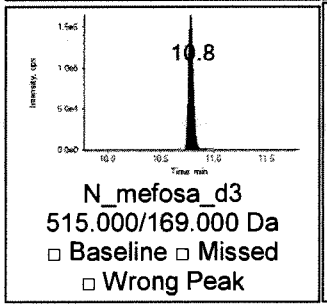

N_mefosa_d3
515.000/169.000 Da
□ Baseline □ Missed
□ Wrong Peak

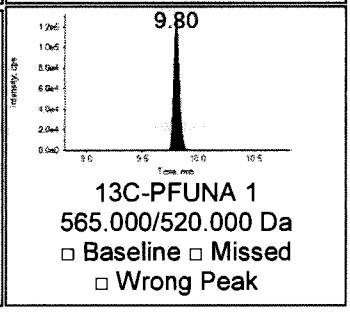

13C-PFUNA 1
565.000/520.000 Da
□ Baseline □ Missed
□ Wrong Peak

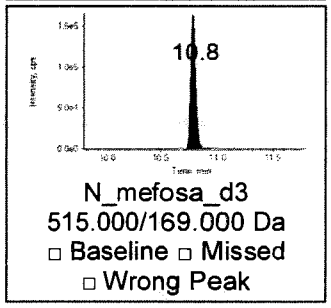

N_mefosa_d3
515.000/169.000 Da
□ Baseline □ Missed
□ Wrong Peak

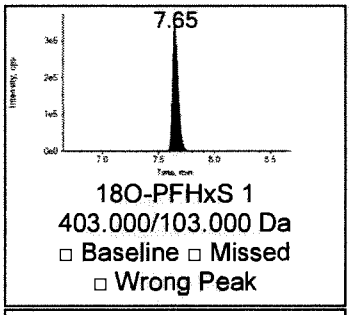

18O-PFHxS 1
403.000/103.000 Da
□ Baseline □ Missed
□ Wrong Peak

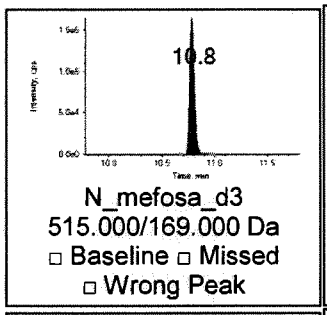

N_mefosa_d3
515.000/169.000 Da
□ Baseline □ Missed
□ Wrong Peak

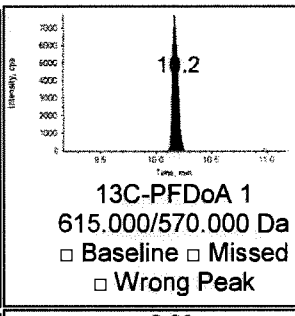

13C-PFDoA 1
615.000/570.000 Da
□ Baseline □ Missed
□ Wrong Peak

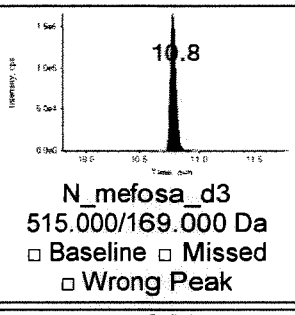

N_mefosa_d3
515.000/169.000 Da
□ Baseline □ Missed
□ Wrong Peak

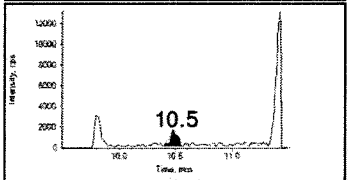

PFTrDA 1
663.000/619.000 Da
□ Baseline □ Missed
□ Wrong Peak

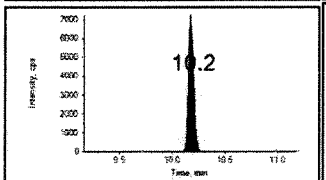

13c-pfdoda
615.000/570.000 Da
□ Baseline □ Missed
□ Wrong Peak

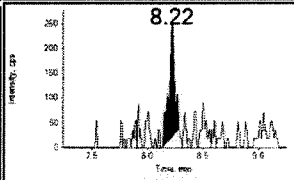

6_2-FTS 1
427.000/407.000 Da
□ Baseline □ Missed
□ Wrong Peak

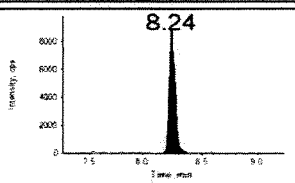

13C2-6_2-FTS
429.500/409.000 Da
□ Baseline □ Missed
□ Wrong Peak

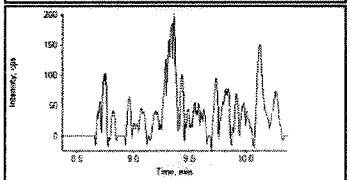

8_2-FTS 1
527.200/507.100 Da
□ Baseline □ Missed
□ Wrong Peak

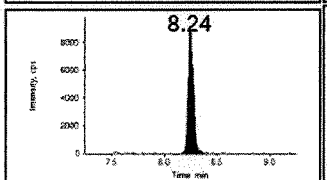

13C2-6_2-FTS
429.500/409.000 Da
□ Baseline □ Missed
□ Wrong Peak

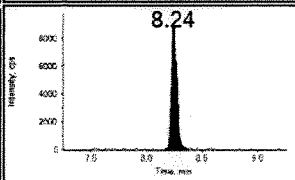

13C2-6_2-FTS 1
429.500/409.000 Da
□ Baseline □ Missed
□ Wrong Peak

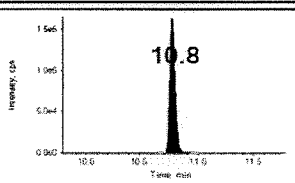

N_mefosa_d3
515.000/169.000 Da
□ Baseline □ Missed
□ Wrong Peak

Ion Ratio Confirmation

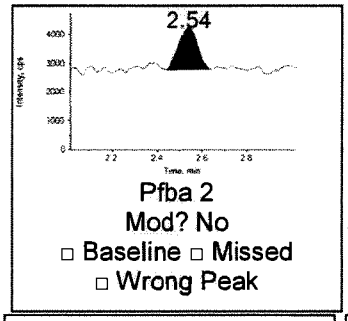

Pfba 2
Mod? No
□ Baseline □ Missed
□ Wrong Peak

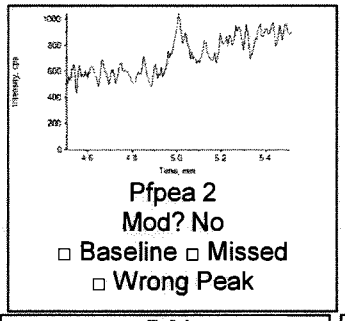

Pfpea 2
Mod? No
□ Baseline □ Missed
□ Wrong Peak

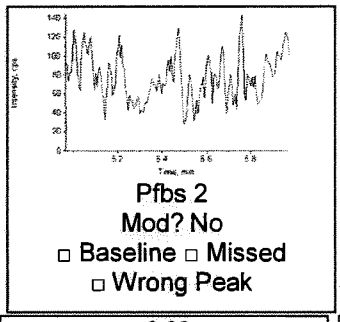

Pfbs 2
Mod? No
□ Baseline □ Missed
□ Wrong Peak

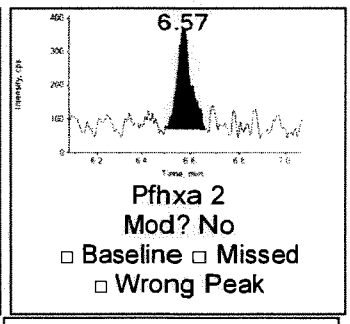

Pfhxa 2
Mod? No
□ Baseline □ Missed
□ Wrong Peak

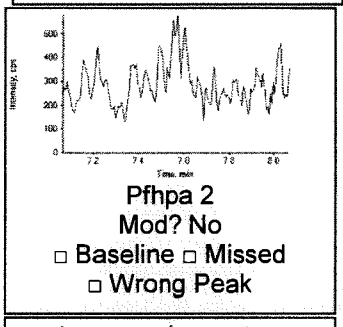

Pfhpa 2
Mod? No
□ Baseline □ Missed
□ Wrong Peak

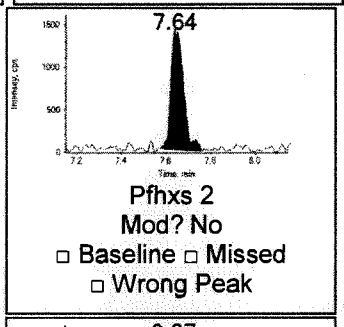

Pfhxs 2
Mod? No
□ Baseline □ Missed
□ Wrong Peak

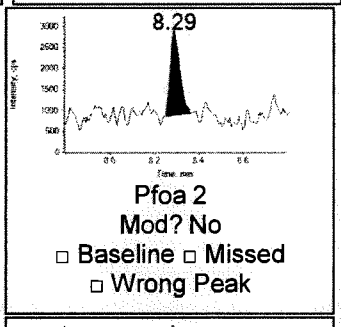

Pfoa 2
Mod? No
□ Baseline □ Missed
□ Wrong Peak

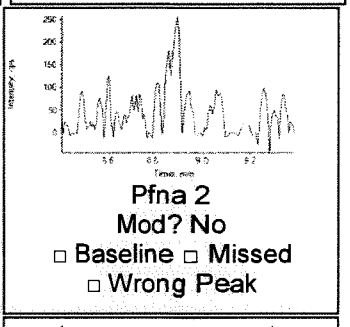

Pfna 2
Mod? No
□ Baseline □ Missed
□ Wrong Peak

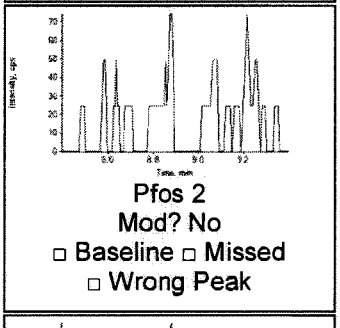

Pfos 2
Mod? No
□ Baseline □ Missed
□ Wrong Peak

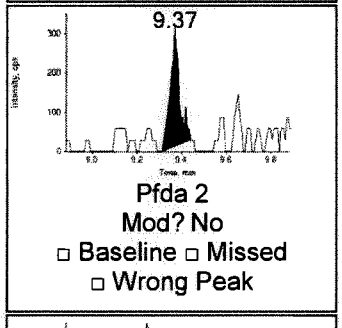

Pfda 2
Mod? No
□ Baseline □ Missed
□ Wrong Peak

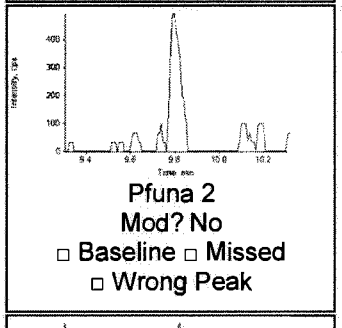

Pfuna 2
Mod? No
□ Baseline □ Missed
□ Wrong Peak

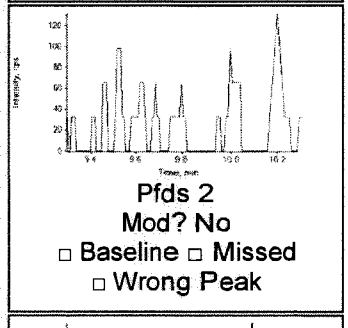

Pfds 2
Mod? No
□ Baseline □ Missed
□ Wrong Peak

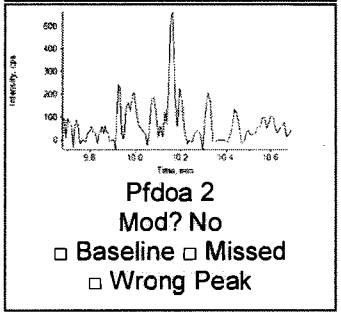

Pfdoa 2
Mod? No
□ Baseline □ Missed
□ Wrong Peak

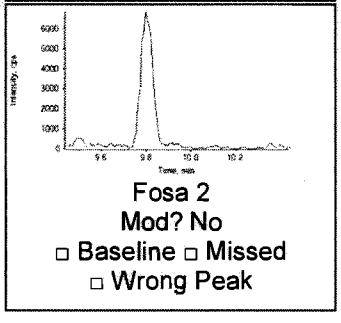

Fosa 2
Mod? No
□ Baseline □ Missed
□ Wrong Peak

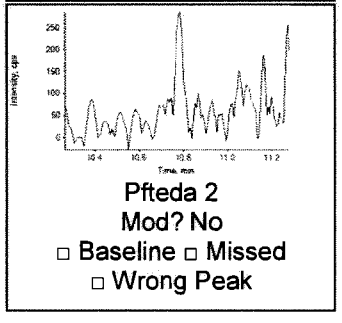

Pfteda 2
Mod? No
□ Baseline □ Missed
□ Wrong Peak

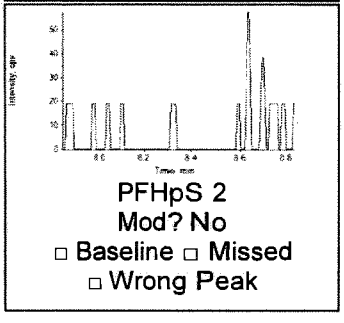

PFHpS 2
Mod? No
□ Baseline □ Missed
□ Wrong Peak

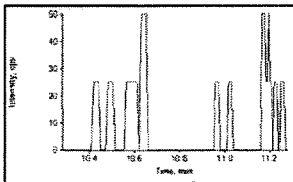

NMeFOSE 2
Mod? No
□ Baseline □ Missed
□ Wrong Peak

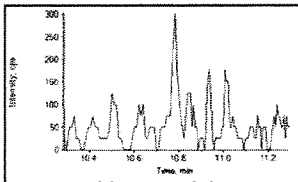

NMeFOSA 2
Mod? No
□ Baseline □ Missed
□ Wrong Peak

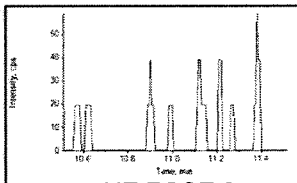

NEtFOSE 2
Mod? No
□ Baseline □ Missed
□ Wrong Peak

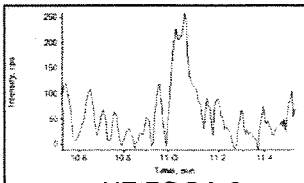

NEtFOSA 2
Mod? No
□ Baseline □ Missed
□ Wrong Peak

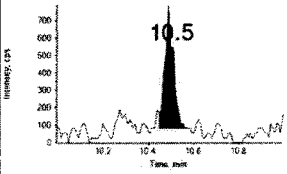

PFTrDA 2
Mod? No
□ Baseline □ Missed
□ Wrong Peak

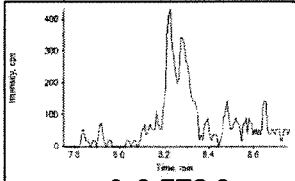

6_2-FTS 2
Mod? No
□ Baseline □ Missed
□ Wrong Peak

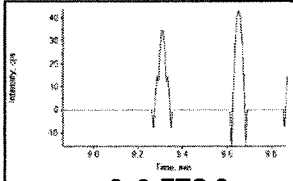

8_2-FTS 2
Mod? No
□ Baseline □ Missed
□ Wrong Peak

Project	Ewan's Projects\PFCs	**Result Table**	050116.rdb
Data File	050116\1019.wiff	**Algorithm Used**	MQL
Acquisition Method	PFC_090315 schedule mrm.dam	**Instrument Name**	LCMS02

Sample Name	PFC 2ppb ICV	**Injection Vial**	2
Acquisition Date	5/1/2016 5:01:49 PM	**Injection Volume**	10
Acquisition Method	PFC_090315 schedule mrm.dam	**Sample Type**	Quality Control
Sample ID	15-OLC-01-41H	**Dilution Factor**	1.00

Results Summary

Analyte Name	Analyte RT (Expected)	IS Name	IS Area	Analyte Area	Exp Conc (ng/mL)	Calc. Conc (ng/mL)	Accuracy (%)	Mod?
Pfba 1	2.52 (2.52)	13c_pfba	1953640	726726	2.00	2.1860	109	No
Pfpea 1	5.01 (5.01)	13c_pfhxa	2822436	709036	2.00	2.1860	109	No
Pfbs 1	5.47 (5.47)	18o-pfhs	964426	1296906	2.00	2.2120	111	No
Pfhxa 1	6.57 (6.58)	13c_pfhxa	2822436	1129041	2.00	2.2890	114	No
Pfhpa 1	7.57 (7.57)	13c_pfhxa	2822436	1305184	2.00	2.3000	115	No
Pfhxs 1	7.65 (7.65)	18o-pfhs	964426	1226455	2.00	2.2520	113	No
Pfoa 1	8.30 (8.30)	13c-pfoa	2030786	470903	2.00	2.1760	109	No
Pfna 1	8.89 (8.89)	13c-pfna	2240123	929863	2.00	2.2980	115	No
Pfos 1	8.90 (8.90)	13c-pfos	1932178	788977	2.00	2.1840	109	No
Pfda 1	9.39 (9.38)	13c-pfda	1852252	729588	2.00	2.1090	105	No
Pfuna 1	9.81 (9.81)	13c-pfuna	380017	465003	2.00	2.2590	113	No
Pfds 1	9.79 (9.79)	13c-pfos	1932178	935987	2.00	2.2800	114	No
Pfdoa 1	10.20 (10.20)	13c-pfdoda	20888	534558	2.00	2.3310	117	No
Fosa 1	9.94 (9.94)	d5-NEtFOSA	425991	836550	2.00	2.1260	106	No
Pfteda 1	10.80 (10.80)	13c-pfdoda	20888	274919	2.00	2.3970	120	No
PFHpS 1	8.33 (8.34)	18o-pfhs	964426	93839	2.00	2.1850	109	No
NMeFOSE 1	10.80 (10.80)	d7-NMeFOSE	485251	227254	2.00	2.1260	106	No
NMeFOSA 1	10.80 (10.80)	d7-NMeFOSE	485251	112479	2.00	1.9200	96	No
NEtFOSE 1	11.00 (11.00)	d9-EtFOSE	555342	254575	2.00	2.2820	114	No
NEtFOSA 1	11.00 (11.00)	d5-NEtFOSA	425991	164731	2.00	2.1390	107	No
d9-EtFOSE 1	11.00 (11.00)	N_mefosa d3	403127	555342	5.00	5.0690	101	No
d5-NEtFOSA 1	11.00 (11.00)	N_mefosa d3	403127	425991	5.00	5.1230	102	No
d7-NMeFOSE 1	10.80 (10.80)	N_mefosa d3	403127	485251	5.00	5.7340	115	No

MAY 12 2016

Analyte Name	Analyte RT (Expected)	IS Name	IS Area	Analyte Area	Exp Conc (ng/mL)	Calc. Conc (ng/mL)	Accuracy (%)	Mod?
13C_PFBA 1	2.51 (2.51)	N_mefosa d3	403127	1953640	5.00	5.4230	108	No
13C_PFHXA 1	6.57 (6.57)	N_mefosa d3	403127	2822436	5.00	5.4160	108	No
13C-PFOA 1	8.30 (8.30)	N_mefosa d3	403127	2030786	5.00	5.3660	107	No
13C-PFNA 1	8.89 (8.89)	N_mefosa d3	403127	2240123	5.00	5.5060	110	No
13C-PFOS 1	8.90 (8.90)	N_mefosa d3	403127	1932178	5.00	5.5020	110	No
13C-PFDA 1	9.39 (9.39)	N_mefosa d3	403127	1852252	5.00	5.4880	110	No
13C-PFUNA 1	9.81 (9.81)	N_mefosa d3	403127	380017	5.00	5.6050	112	No
18O-PFHxS 1	7.65 (7.65)	N_mefosa d3	403127	964426	5.00	5.5190	110	No
13C-PFDoA 1	10.20 (10.20)	N_mefosa d3	403127	21078	5.00	4.9320	99	No
PFTrDA 1	10.50 (10.50)	13c-pfdoda	20888	573568	2.00	2.4070	120	No
6_2-FTS 1	8.25 (8.24)	13C2-6_2-FTS	26608	209094	2.00	2.3550	118	No
8_2-FTS 1	9.37 (9.37)	13C2-6_2-FTS	26608	215001	2.00	2.5480	127	No
13C2-6_2-FTS 1	8.25 (8.25)	N_mefosa d3	403127	26608	5.00	4.9850	100	No

PM
Narrate ok for NDs
5/9/16

IRC Summary

Analyte Peak Name	RT (Exp RT)	Area	Modified? /	Ratio Confirms ID
Pfba 2	2.52 (2.52)	725087	No	YES
Pfpea 2	5.01 (5.01)	723206	No	YES
Pfbs 2	5.47 (5.47)	526596	No	YES
Pfhxa 2	6.57 (6.58)	99249	No	YES
Pfhpa 2	7.56 (7.57)	512035	No	YES
Pfhxs 2	7.65 (7.65)	476434	No	YES
Pfoa 2	8.30 (8.30)	895551	No	YES
Pfna 2	8.89 (8.89)	257837	No	YES
Pfos 2	8.90 (8.90)	265318	No	YES
Pfda 2	9.39 (9.38)	145686	No	YES
Pfuna 2	9.81 (9.81)	134838	No	YES
Pfds 2	9.79 (9.79)	285920	No	YES
Pfdoa 2	10.20 (10.20)	149832	No	YES

Analyte Peak Name	RT (Exp RT)	Area	Modified?	Ratio Confirms ID
Fosa 2	9.94 (9.94)	20287	No	YES
Pfteda 2	10.80 (10.80)	64458	No	YES
PFHpS 2	8.33 (8.34)	38554	No	YES
NMeFOSE 2	10.80 (10.80)	2362	No	YES
NMeFOSA 2	10.80 (10.80)	105604	No	YES
NEtFOSE 2	11.00 (11.00)	1376	No	YES
NEtFOSA 2	11.00 (11.00)	115134	No	YES
PFTrDA 2	10.50 (10.50)	124152	No	YES
6_2-FTS 2	8.25 (8.25)	275659	No	YES
8_2-FTS 2	9.37 (9.36)	19181	No	YES

Quantitative Peak Review — PFC 2ppb ICV 15-OLC-01-41H

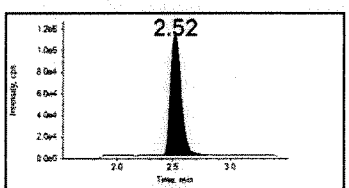

Pfba 1
213.000/169.000 Da
□ Baseline □ Missed
□ Wrong Peak

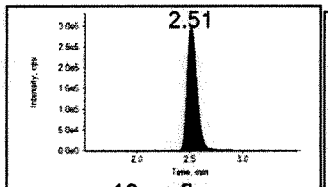

13c_pfba
217.000/172.000 Da
□ Baseline □ Missed
□ Wrong Peak

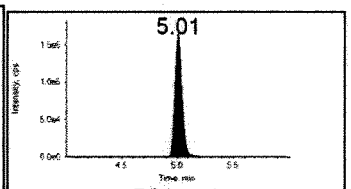

Pfpea 1
263.000/219.000 Da
□ Baseline □ Missed
□ Wrong Peak

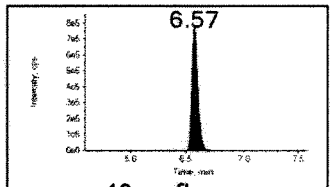

13c_pfhxa
315.000/270.000 Da
□ Baseline □ Missed
□ Wrong Peak

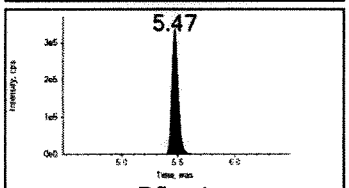

Pfbs 1
299.000/80.000 Da
□ Baseline □ Missed
□ Wrong Peak

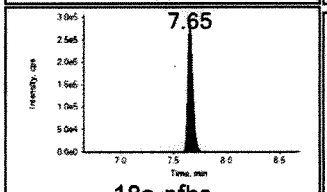

18o-pfhs
403.000/103.000 Da
□ Baseline □ Missed
□ Wrong Peak

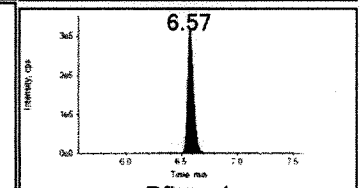

Pfhxa 1
313.000/269.000 Da
□ Baseline □ Missed
□ Wrong Peak

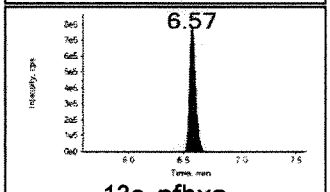

13c_pfhxa
315.000/270.000 Da
□ Baseline □ Missed
□ Wrong Peak

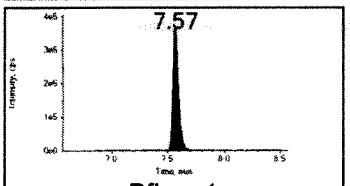

Pfhpa 1
363.000/319.000 Da
□ Baseline □ Missed
□ Wrong Peak

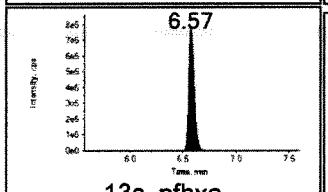

13c_pfhxa
315.000/270.000 Da
□ Baseline □ Missed
□ Wrong Peak

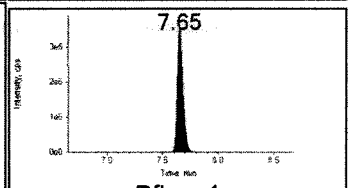

Pfhxs 1
399.000/80.000 Da
□ Baseline □ Missed
□ Wrong Peak

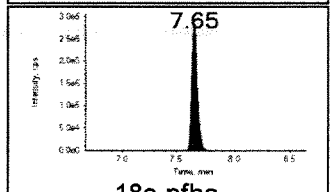

18o-pfhs
403.000/103.000 Da
□ Baseline □ Missed
□ Wrong Peak

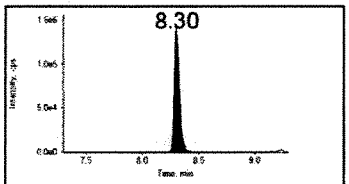

Pfoa 1
413.000/169.000 Da
□ Baseline □ Missed
□ Wrong Peak

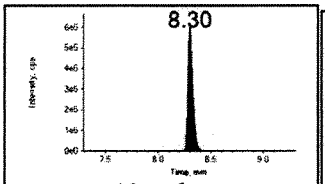

13c-pfoa
417.000/372.000 Da
□ Baseline □ Missed
□ Wrong Peak

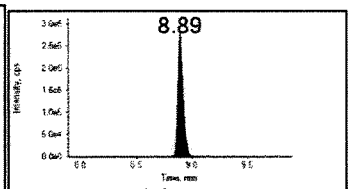

Pfna 1
463.000/419.000 Da
□ Baseline □ Missed
□ Wrong Peak

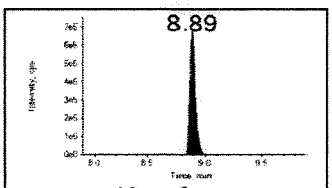

13c-pfna
468.000/423.000 Da
□ Baseline □ Missed
□ Wrong Peak

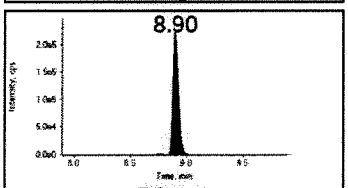

Pfos 1
499.000/80.000 Da
□ Baseline □ Missed
□ Wrong Peak

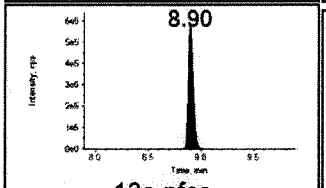

13c-pfos
503.000/80.000 Da
□ Baseline □ Missed
□ Wrong Peak

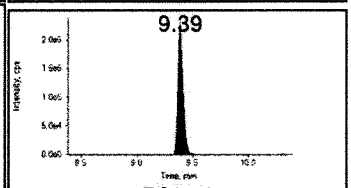

Pfda 1
513.000/469.000 Da
□ Baseline □ Missed
□ Wrong Peak

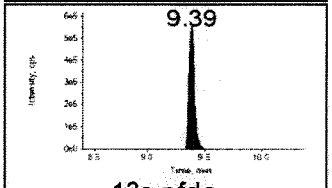

13c-pfda
515.000/470.000 Da
□ Baseline □ Missed
□ Wrong Peak

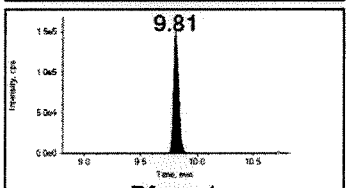

Pfuna 1
563.000/519.000 Da
□ Baseline □ Missed
□ Wrong Peak

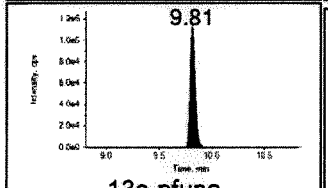

13c-pfuna
565.000/520.000 Da
□ Baseline □ Missed
□ Wrong Peak

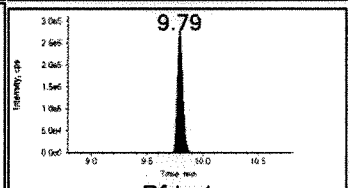

Pfds 1
599.000/80.000 Da
□ Baseline □ Missed
□ Wrong Peak

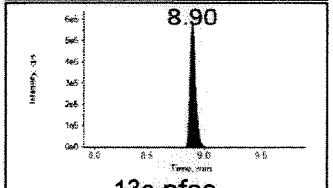

13c-pfos
503.000/80.000 Da
□ Baseline □ Missed
□ Wrong Peak

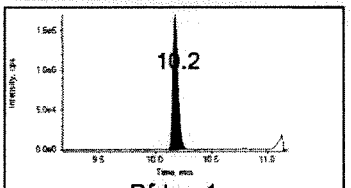

Pfdoa 1
613.000/569.000 Da
□ Baseline □ Missed
□ Wrong Peak

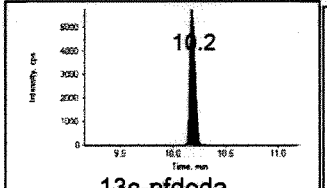

13c-pfdoda
615.000/570.000 Da
□ Baseline □ Missed
□ Wrong Peak

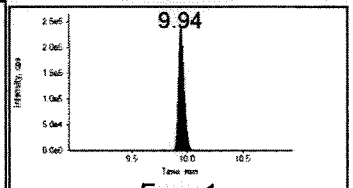

Fosa 1
498.000/78.000 Da
□ Baseline □ Missed
□ Wrong Peak

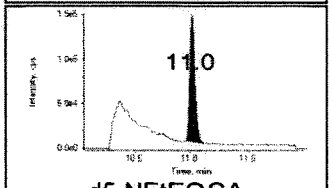

d5-NEtFOSA
531.000/169.000 Da
□ Baseline □ Missed
□ Wrong Peak

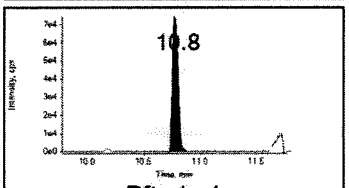

Pfteda 1
713.000/669.000 Da
□ Baseline □ Missed
□ Wrong Peak

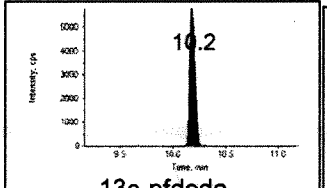

13c-pfdoda
615.000/570.000 Da
□ Baseline □ Missed
□ Wrong Peak

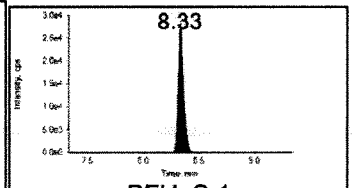

PFHpS 1
449.400/80.000 Da
□ Baseline □ Missed
□ Wrong Peak

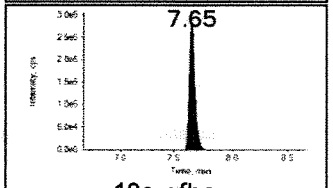

18o-pfhs
403.000/103.000 Da
□ Baseline □ Missed
□ Wrong Peak

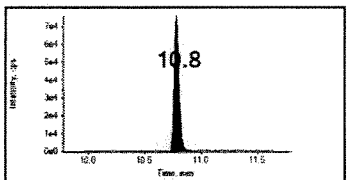

NMeFOSE 1
616.200/58.800 Da
□ Baseline □ Missed
□ Wrong Peak

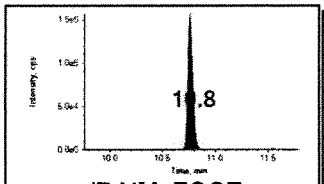

d7-NMeFOSE
623.000/59.000 Da
□ Baseline □ Missed
□ Wrong Peak

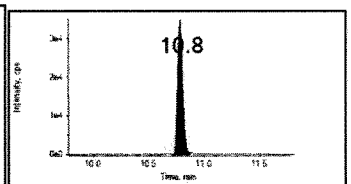

NMeFOSA 1
512.200/169.300 Da
□ Baseline □ Missed
□ Wrong Peak

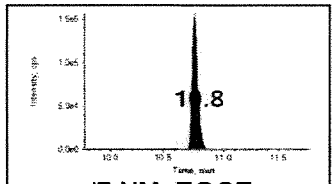

d7-NMeFOSE
623.000/59.000 Da
□ Baseline □ Missed
□ Wrong Peak

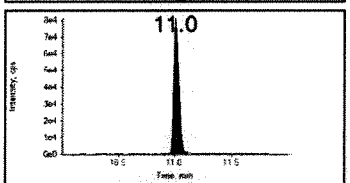

NEtFOSE 1
630.200/59.000 Da
□ Baseline □ Missed
□ Wrong Peak

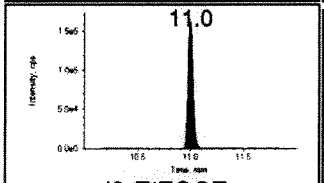

d9-EtFOSE
639.000/59.000 Da
□ Baseline □ Missed
□ Wrong Peak

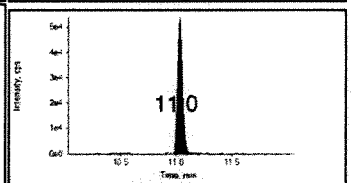

NEtFOSA 1
526.200/169.000 Da
□ Baseline □ Missed
□ Wrong Peak

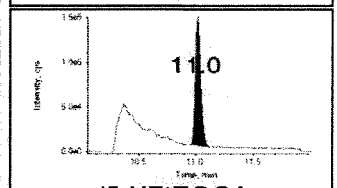

d5-NEtFOSA
531.000/169.000 Da
□ Baseline □ Missed
□ Wrong Peak

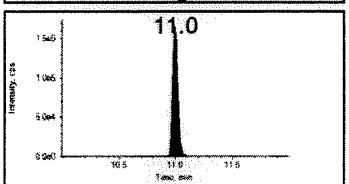

d9-EtFOSE 1
639.000/59.000 Da
□ Baseline □ Missed
□ Wrong Peak

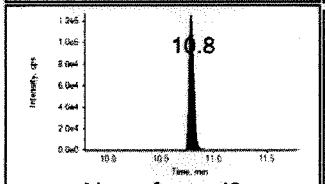

N_mefosa_d3
515.000/169.000 Da
□ Baseline □ Missed
□ Wrong Peak

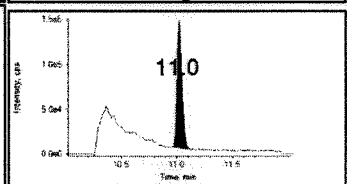

d5-NEtFOSA 1
531.000/169.000 Da
□ Baseline □ Missed
□ Wrong Peak

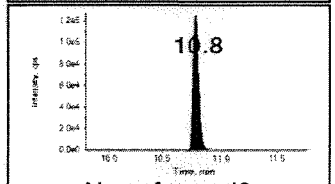

N_mefosa_d3
515.000/169.000 Da
□ Baseline □ Missed
□ Wrong Peak

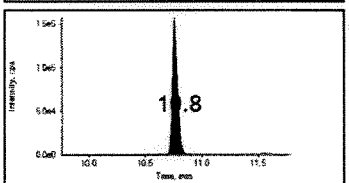

d7-NMeFOSE 1
623.000/59.000 Da
□ Baseline □ Missed
□ Wrong Peak

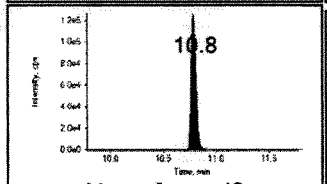

N_mefosa_d3
515.000/169.000 Da
□ Baseline □ Missed
□ Wrong Peak

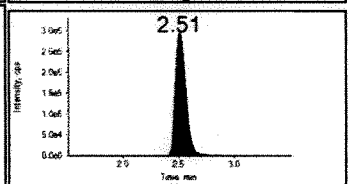

13C_PFBA 1
217.000/172.000 Da
□ Baseline □ Missed
□ Wrong Peak

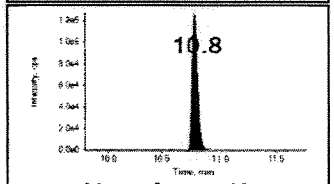

N_mefosa_d3
515.000/169.000 Da
□ Baseline □ Missed
□ Wrong Peak

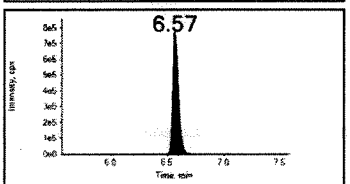

13C_PFHXA 1
315.000/270.000 Da
□ Baseline □ Missed
□ Wrong Peak

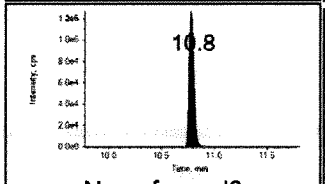

N_mefosa_d3
515.000/169.000 Da
□ Baseline □ Missed
□ Wrong Peak

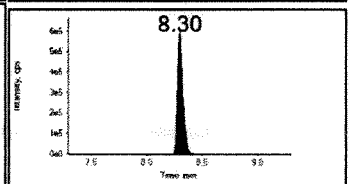

13C-PFOA 1
417.000/372.000 Da
□ Baseline □ Missed
□ Wrong Peak

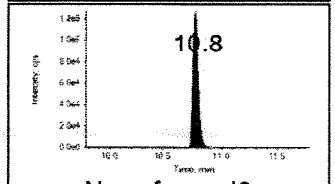

N_mefosa_d3
515.000/169.000 Da
□ Baseline □ Missed
□ Wrong Peak

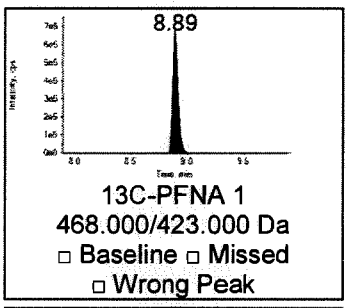

13C-PFNA 1
468.000/423.000 Da
□ Baseline □ Missed
□ Wrong Peak

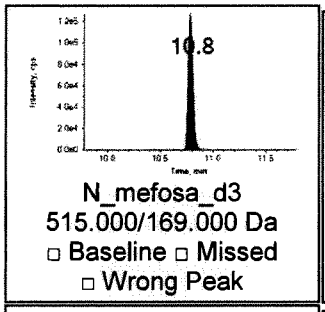

N_mefosa_d3
515.000/169.000 Da
□ Baseline □ Missed
□ Wrong Peak

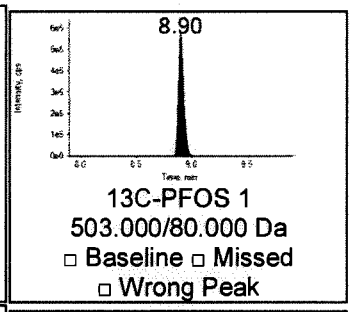

13C-PFOS 1
503.000/80.000 Da
□ Baseline □ Missed
□ Wrong Peak

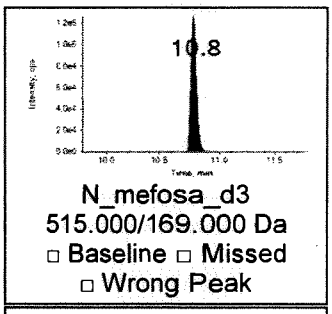

N_mefosa_d3
515.000/169.000 Da
□ Baseline □ Missed
□ Wrong Peak

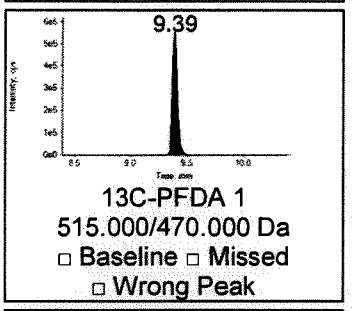

13C-PFDA 1
515.000/470.000 Da
□ Baseline □ Missed
□ Wrong Peak

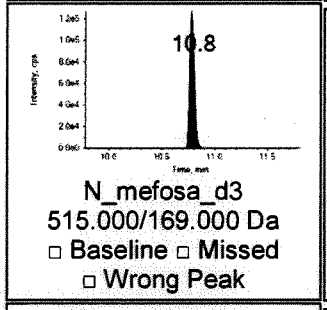

N_mefosa_d3
515.000/169.000 Da
□ Baseline □ Missed
□ Wrong Peak

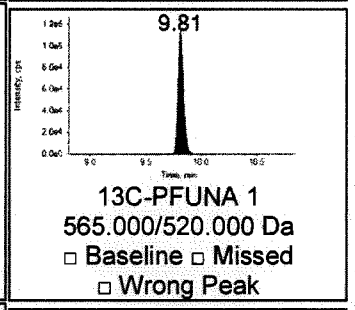

13C-PFUNA 1
565.000/520.000 Da
□ Baseline □ Missed
□ Wrong Peak

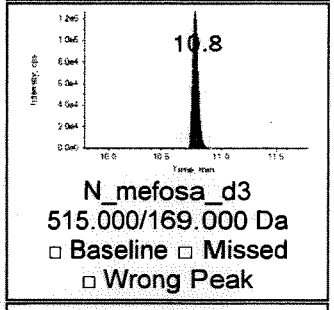

N_mefosa_d3
515.000/169.000 Da
□ Baseline □ Missed
□ Wrong Peak

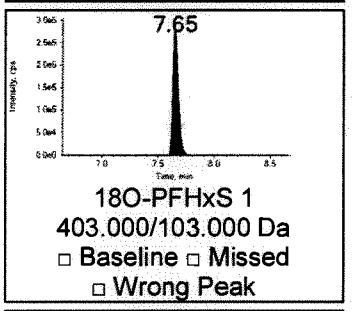

18O-PFHxS 1
403.000/103.000 Da
□ Baseline □ Missed
□ Wrong Peak

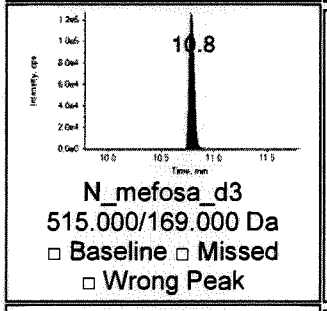

N_mefosa_d3
515.000/169.000 Da
□ Baseline □ Missed
□ Wrong Peak

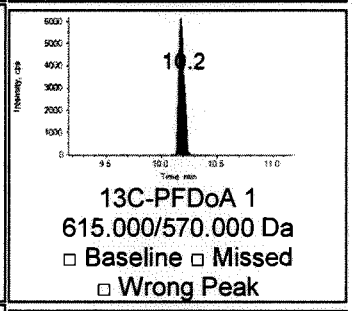

13C-PFDoA 1
615.000/570.000 Da
□ Baseline □ Missed
□ Wrong Peak

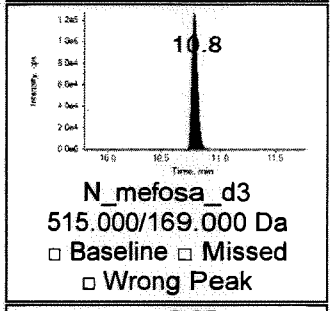

N_mefosa_d3
515.000/169.000 Da
□ Baseline □ Missed
□ Wrong Peak

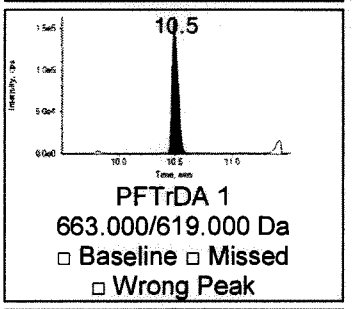

PFTrDA 1
663.000/619.000 Da
□ Baseline □ Missed
□ Wrong Peak

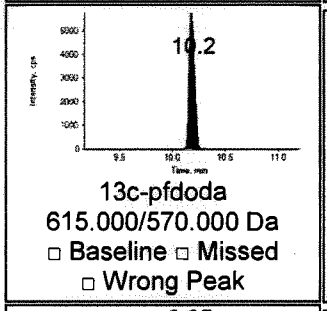

13c-pfdoda
615.000/570.000 Da
□ Baseline □ Missed
□ Wrong Peak

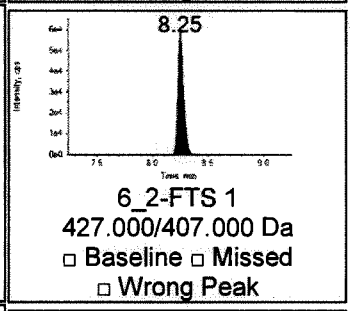

6_2-FTS 1
427.000/407.000 Da
□ Baseline □ Missed
□ Wrong Peak

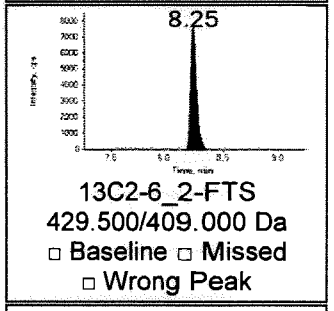

13C2-6_2-FTS
429.500/409.000 Da
□ Baseline □ Missed
□ Wrong Peak

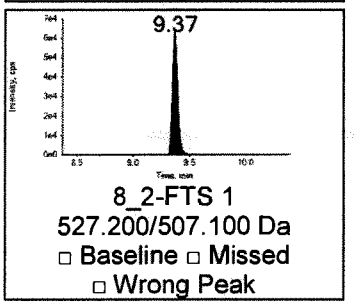

8_2-FTS 1
527.200/507.100 Da
□ Baseline □ Missed
□ Wrong Peak

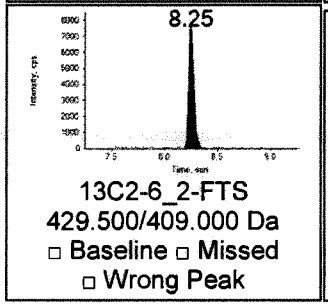

13C2-6_2-FTS
429.500/409.000 Da
□ Baseline □ Missed
□ Wrong Peak

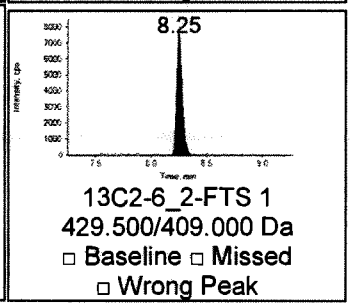

13C2-6_2-FTS 1
429.500/409.000 Da
□ Baseline □ Missed
□ Wrong Peak

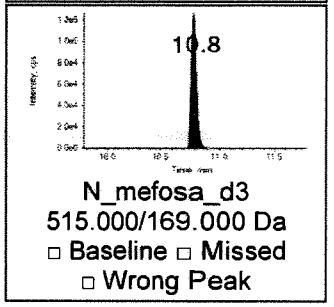

N_mefosa_d3
515.000/169.000 Da
□ Baseline □ Missed
□ Wrong Peak

Ion Ratio Confirmation

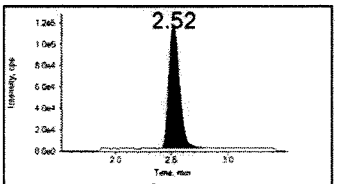

Pfba 2
Mod?
□ Baseline □ Missed
□ Wrong Peak

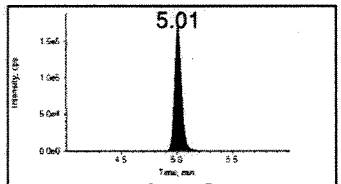

Pfpea 2
Mod?
□ Baseline □ Missed
□ Wrong Peak

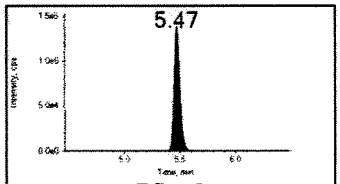

Pfbs 2
Mod?
□ Baseline □ Missed
□ Wrong Peak

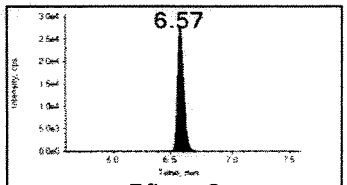

Pfhxa 2
Mod?
□ Baseline □ Missed
□ Wrong Peak

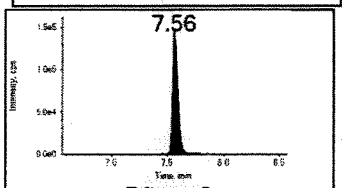

Pfhpa 2
Mod?
□ Baseline □ Missed
□ Wrong Peak

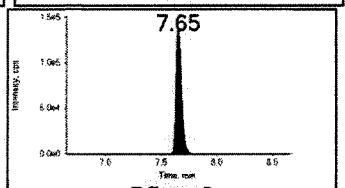

Pfhxs 2
Mod?
□ Baseline □ Missed
□ Wrong Peak

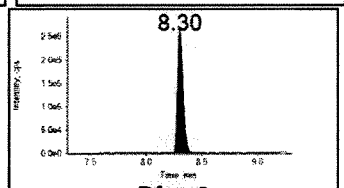

Pfoa 2
Mod?
□ Baseline □ Missed
□ Wrong Peak

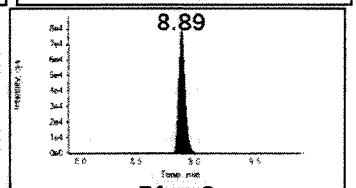

Pfna 2
Mod?
□ Baseline □ Missed
□ Wrong Peak

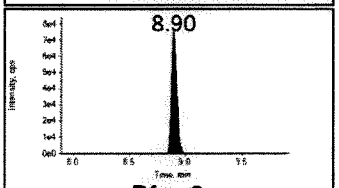

Pfos 2
Mod?
□ Baseline □ Missed
□ Wrong Peak

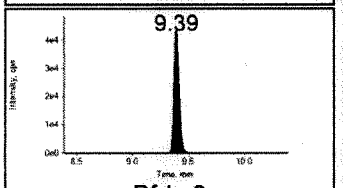

Pfda 2
Mod?
□ Baseline □ Missed
□ Wrong Peak

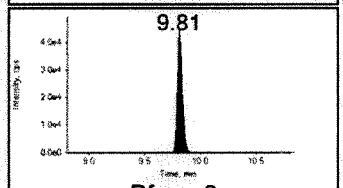

Pfuna 2
Mod?
□ Baseline □ Missed
□ Wrong Peak

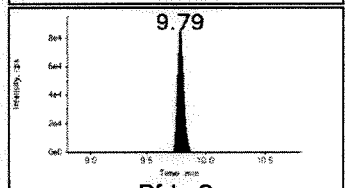

Pfds 2
Mod?
□ Baseline □ Missed
□ Wrong Peak

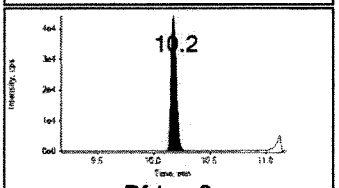

Pfdoa 2
Mod?
□ Baseline □ Missed
□ Wrong Peak

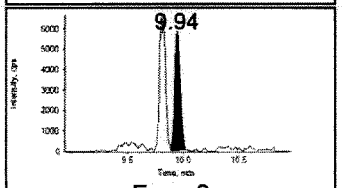

Fosa 2
Mod?
□ Baseline □ Missed
□ Wrong Peak

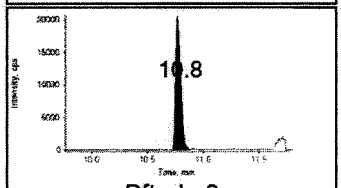

Pfteda 2
Mod?
□ Baseline □ Missed
□ Wrong Peak

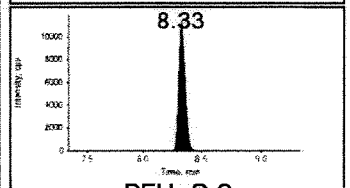

PFHpS 2
Mod?
□ Baseline □ Missed
□ Wrong Peak

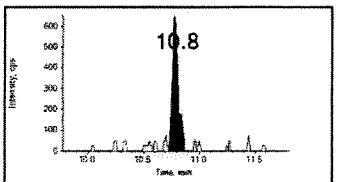

NMeFOSE 2
Mod?
□ Baseline □ Missed
□ Wrong Peak

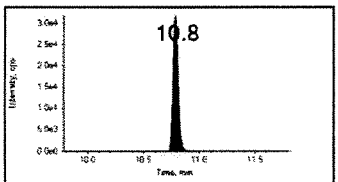

NMeFOSA 2
Mod?
□ Baseline □ Missed
□ Wrong Peak

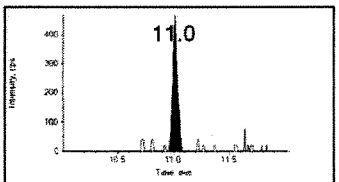

NEtFOSE 2
Mod?
□ Baseline □ Missed
□ Wrong Peak

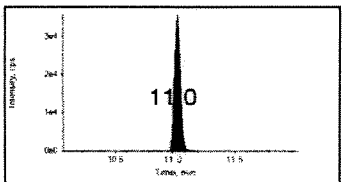

NEtFOSA 2
Mod?
□ Baseline □ Missed
□ Wrong Peak

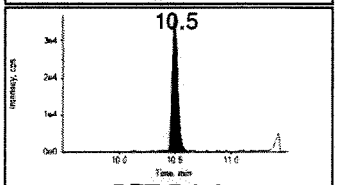

PFTrDA 2
Mod?
□ Baseline □ Missed
□ Wrong Peak

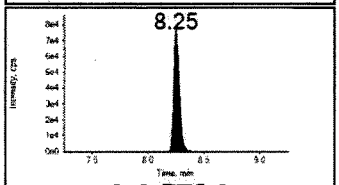

6_2-FTS 2
Mod?
□ Baseline □ Missed
□ Wrong Peak

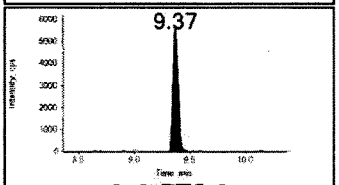

8_2-FTS 2
Mod?
□ Baseline □ Missed
□ Wrong Peak

Project	Ewan's Projects\PFCs
Data File	050116\1021.wiff
Result Table	050116.rdb
Instrument Name	LCMS02

Sample Name	IB	**Injection Volume**	10
Acquisition Date	5/1/2016 5:19:41 PM	**Sample Type**	Unknown
Acquisition Method	PFC_090315 schedule mrm.dam	**Dilution Factor**	1.00
Injection Vial	1	**Weight to Volume**	0.00

Results Summary

Analyte Name	IS Name	IS Area	Analyte RT (Exp RT)	Analyte Area	Calc. Conc (ng/mL)	Modified?
Pfba 1	13c_pfba	2421679	2.54 (2.54)	11458	0.0280	No
Pfpea 1	13c_pfhxa	3538490	0.00 (5.00)	0	N/A	No
Pfbs 1	18o-pfhs	1191255	0.00 (5.46)	0	N/A	No
Pfhxa 1	13c_pfhxa	3538490	6.57 (6.57)	11275	0.0180	No
Pfhpa 1	13c_pfhxa	3538490	0.00 (7.56)	0	N/A	No
Pfhxs 1	18o-pfhs	1191255	7.64 (7.64)	12471	0.0190	No
Pfoa 1	13c-pfoa	2610982	8.29 (8.28)	4502	0.0160	No
Pfna 1	13c-pfna	2737936	0.00 (8.88)	0	N/A	No
Pfos 1	13c-pfos	2429809	0.00 (8.89)	0	N/A	No
Pfda 1	13c-pfda	2322282	0.00 (9.36)	0	N/A	No
Pfuna 1	13c-pfuna	496664	9.78 (9.79)	5856	0.0220	No
Pfds 1	13c-pfos	2429809	0.00 (9.78)	0	N/A	No
Pfdoa 1	13c-pfdoda	23112	10.20 (10.20)	1676	0.0070	No
Fosa 1	d5-NEtFOSA	479222	9.92 (9.93)	2034	0.0050	No
Pfteda 1	13c-pfdoda	23112	10.80 (10.80)	1410	0.0110	No
PFHpS 1	18o-pfhs	1191255	0.00 (8.32)	0	N/A	No
NMeFOSE 1	d7-NMeFOSE	585646	0.00 (10.80)	0	N/A	No
NMeFOSA 1	d7-NMeFOSE	585646	0.00 (10.80)	0	N/A	No
NEtFOSE 1	d9-EtFOSE	630801	0.00 (11.00)	0	N/A	No
NEtFOSA 1	d5-NEtFOSA	479222	0.00 (11.00)	0	N/A	Yes

MAY 12 2016

154–161 ? OK

Analyte Name	IS Name	IS Area	Analyte RT (Exp RT)	Analyte Area	Calc. Conc (ng/mL)	Modified?
d9-EtFOSE 1	N_mefosa_d3	506580	11.00 (11.00)	630801	4.5820	No
d5-NEtFOSA 1	N_mefosa_d3	506580	11.00 (11.00)	479222	4.5860	No
d7-NMeFOSE 1	N_mefosa_d3	506580	10.80 (10.80)	585646	5.5070	No
13C_PFBA 1	N_mefosa_d3	506580	2.53 (2.51)	2421679	5.3490	No
13C_PFHXA 1	N_mefosa_d3	506580	6.56 (6.57)	3538490	5.4040	No
13C-PFOA 1	N_mefosa_d3	506580	8.28 (8.29)	2610982	5.4900	No
13C-PFNA 1	N_mefosa_d3	506580	8.88 (8.89)	2737936	5.3560	No
13C-PFOS 1	N_mefosa_d3	506580	8.89 (8.89)	2429809	5.5060	No
13C-PFDA 1	N_mefosa_d3	506580	9.37 (9.39)	2322282	5.4760	No
13C-PFUNA 1	N_mefosa_d3	506580	9.79 (9.80)	496664	5.8290	No
18O-PFHxS 1	N_mefosa_d3	506580	7.64 (7.65)	1191255	5.4250	No
13C-PFDoA 1	N_mefosa_d3	506580	10.20 (10.20)	23333	4.3440	No
PFTrDA 1	13c-pfdoda	23112	0.00 (10.50)	0	N/A	No
6_2-FTS 1	13C2-6_2-FTS	31631	8.23 (8.22)	706	0.0070	No
8_2-FTS 1	13C2-6_2-FTS	31631	0.00 (9.35)	0	N/A	No
13C2-6_2-FTS 1	N_mefosa_d3	506580	8.23 (8.25)	31631	4.7160	No

IRC Summary

Analyte Peak Name	RT (Exp RT)	Area	Modified?	Calc (Exp) MRM Ratio	Ratio Confirms ID
Pfba 2	2.54 (2.53)	8363	No	0.73 (0.99)	No
Pfpea 2	0.00 (5.00)	0	No	0.00 (1.01)	No
Pfbs 2	0.00 (5.46)	0	No	0.00 (0.41)	No
Pfhxa 2	6.57 (6.57)	983	No	0.09 (0.09)	YES
Pfhpa 2	0.00 (7.56)	0	No	0.00 (0.40)	No
Pfhxs 2	7.64 (7.64)	4672	No	0.37 (0.40)	YES
Pfoa 2	8.29 (8.28)	6440	No	1.43 (1.86)	No
Pfna 2	0.00 (8.88)	0	No	0.00 (0.30)	No

Analyte Peak Name	RT (Exp RT)	Area	Modified?	Calc (Exp) MRM Ratio	Ratio Confirms ID
Pfos 2	0.00 (8.89)	0	No	0.00 (0.33)	No
Pfda 2	0.00 (9.36)	0	No	0.00 (0.20)	No
Pfuna 2	9.80 (9.79)	1367	No	0.23 (0.33)	No
Pfds 2	0.00 (9.78)	0	No	0.00 (0.32)	No
Pfdoa 2	0.00 (10.20)	0	No	0.00 (0.29)	No
Fosa 2	0.00 (9.93)	0	No	0.00 (0.03)	No
Pfteda 2	0.00 (10.80)	0	No	0.00 (0.23)	No
PFHpS 2	0.00 (8.32)	0	No	0.00 (0.41)	No
NMeFOSE 2	0.00 (10.80)	0	No	0.00 (0.01)	No
NMeFOSA 2	0.00 (10.80)	0	No	0.00 (0.97)	No
NEtFOSE 2	0.00 (11.00)	0	No	0.00 (0.01)	No
NEtFOSA 2	0.00 (11.00)	0	No	0.00 (0.69)	No
PFTrDA 2	0.00 (10.50)	0	No	0.00 (0.24)	No
6_2-FTS 2	0.00 (8.23)	0	No	0.00 (1.30)	No
8_2-FTS 2	0.00 (9.34)	0	No	0.00 (0.10)	No

Quantitative Peak Review **IB** ***No data for Sample ID***

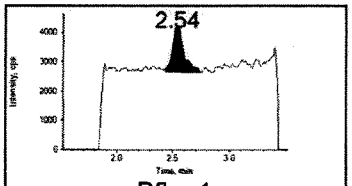

Pfba 1
213.000/169.000 Da
□ Baseline □ Missed
□ Wrong Peak

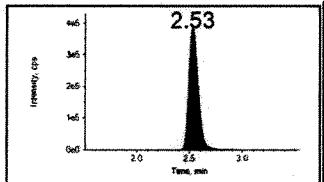

13c_pfba
217.000/172.000 Da
□ Baseline □ Missed
□ Wrong Peak

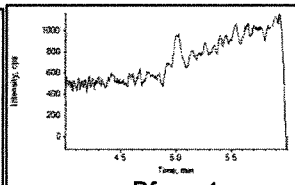

Pfpea 1
263.000/219.000 Da
□ Baseline □ Missed
□ Wrong Peak

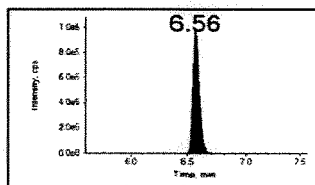

13c_pfhxa
315.000/270.000 Da
□ Baseline □ Missed
□ Wrong Peak

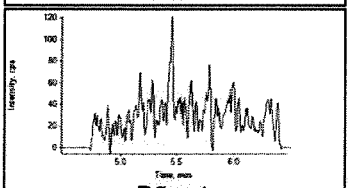

Pfbs 1
299.000/80.000 Da
□ Baseline □ Missed
□ Wrong Peak

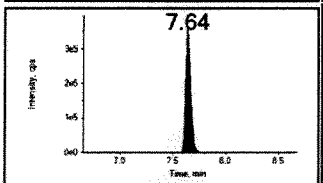

18o-pfhs
403.000/103.000 Da
□ Baseline □ Missed
□ Wrong Peak

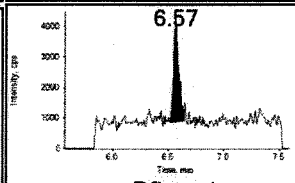

Pfhxa 1
313.000/269.000 Da
□ Baseline □ Missed
□ Wrong Peak

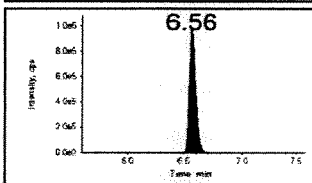

13c_pfhxa
315.000/270.000 Da
□ Baseline □ Missed
□ Wrong Peak

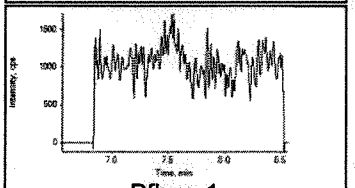

Pfhpa 1
363.000/319.000 Da
□ Baseline □ Missed
□ Wrong Peak

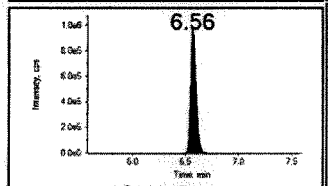

13c_pfhxa
315.000/270.000 Da
□ Baseline □ Missed
□ Wrong Peak

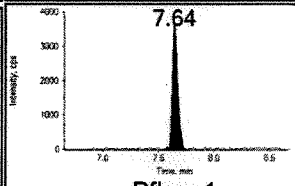

Pfhxs 1
399.000/80.000 Da
□ Baseline □ Missed
□ Wrong Peak

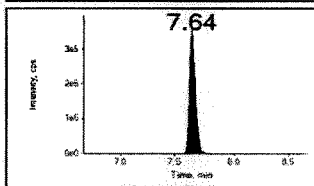

18o-pfhs
403.000/103.000 Da
□ Baseline □ Missed
□ Wrong Peak

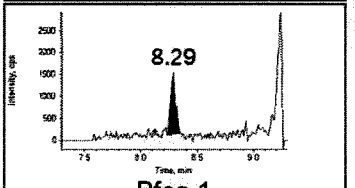

Pfoa 1
413.000/169.000 Da
□ Baseline □ Missed
□ Wrong Peak

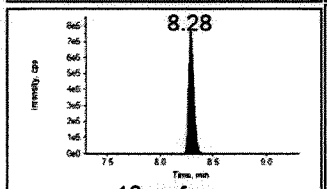

13c-pfoa
417.000/372.000 Da
□ Baseline □ Missed
□ Wrong Peak

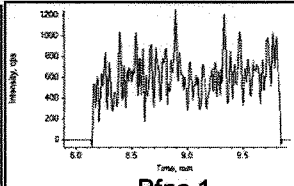

Pfna 1
463.000/419.000 Da
□ Baseline □ Missed
□ Wrong Peak

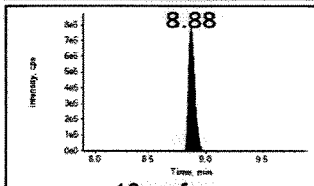

13c-pfna
468.000/423.000 Da
□ Baseline □ Missed
□ Wrong Peak

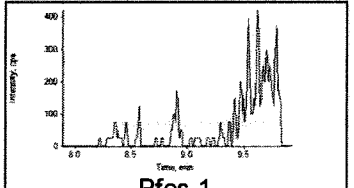

Pfos 1
499.000/80.000 Da
□ Baseline □ Missed
□ Wrong Peak

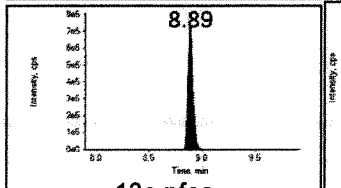

13c-pfos
503.000/80.000 Da
□ Baseline □ Missed
□ Wrong Peak

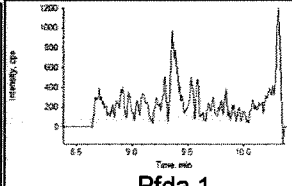

Pfda 1
513.000/469.000 Da
□ Baseline □ Missed
□ Wrong Peak

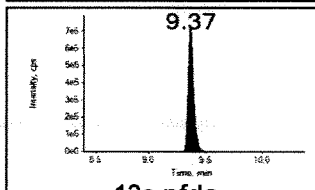

13c-pfda
515.000/470.000 Da
□ Baseline □ Missed
□ Wrong Peak

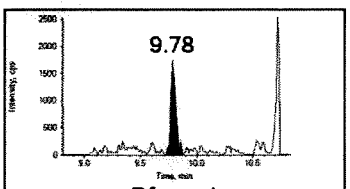

Pfuna 1
563.000/519.000 Da
□ Baseline □ Missed
□ Wrong Peak

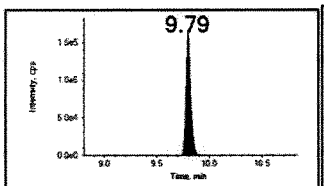

13c-pfuna
565.000/520.000 Da
□ Baseline □ Missed
□ Wrong Peak

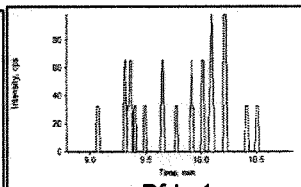

Pfds 1
599.000/80.000 Da
□ Baseline □ Missed
□ Wrong Peak

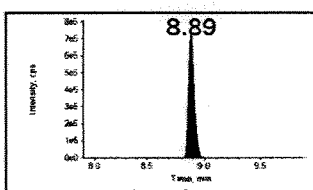

13c-pfos
503.000/80.000 Da
□ Baseline □ Missed
□ Wrong Peak

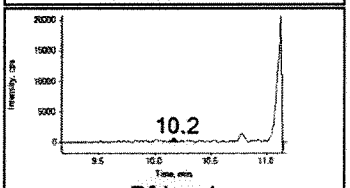

Pfdoa 1
613.000/569.000 Da
□ Baseline □ Missed
□ Wrong Peak

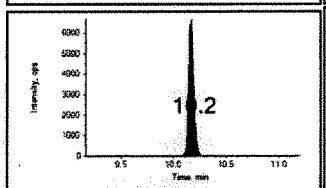

13c-pfdoda
615.000/570.000 Da
□ Baseline □ Missed
□ Wrong Peak

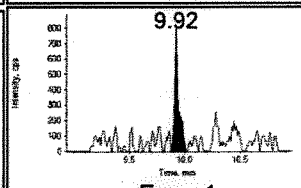

Fosa 1
498.000/78.000 Da
□ Baseline □ Missed
□ Wrong Peak

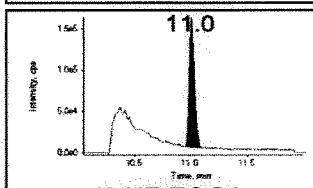

d5-NEtFOSA
531.000/169.000 Da
□ Baseline □ Missed
□ Wrong Peak

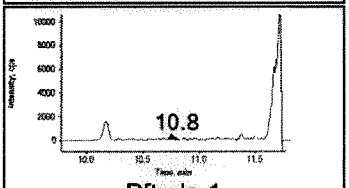

Pfteda 1
713.000/669.000 Da
□ Baseline □ Missed
□ Wrong Peak

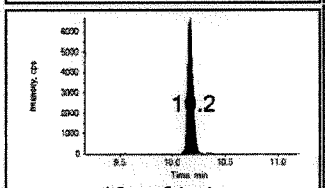

13c-pfdoda
615.000/570.000 Da
□ Baseline □ Missed
□ Wrong Peak

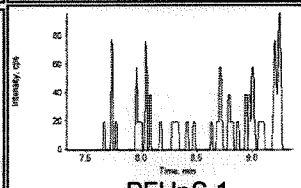

PFHpS 1
449.400/80.000 Da
□ Baseline □ Missed
□ Wrong Peak

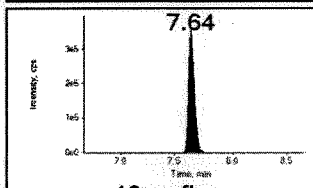

18o-pfhs
403.000/103.000 Da
□ Baseline □ Missed
□ Wrong Peak

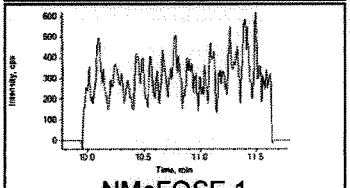

NMeFOSE 1
616.200/58.800 Da
□ Baseline □ Missed
□ Wrong Peak

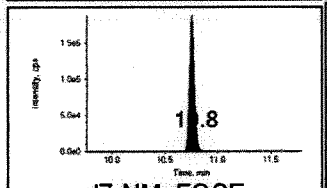

d7-NMeFOSE
623.000/59.000 Da
□ Baseline □ Missed
□ Wrong Peak

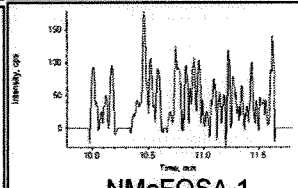

NMeFOSA 1
512.200/169.300 Da
□ Baseline □ Missed
□ Wrong Peak

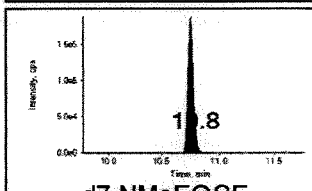

d7-NMeFOSE
623.000/59.000 Da
□ Baseline □ Missed
□ Wrong Peak

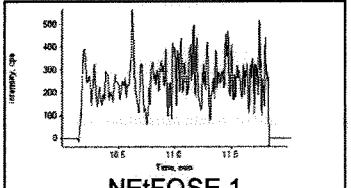

NEtFOSE 1
630.200/59.000 Da
□ Baseline □ Missed
□ Wrong Peak

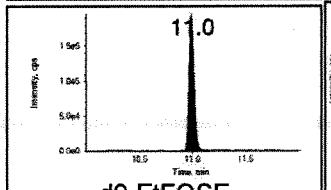

d9-EtFOSE
639.000/59.000 Da
□ Baseline □ Missed
□ Wrong Peak

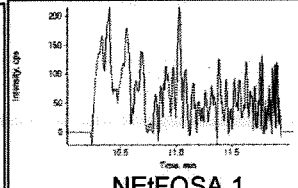

NEtFOSA 1
526.200/169.000 Da
□ Baseline □ Missed
□ Wrong Peak

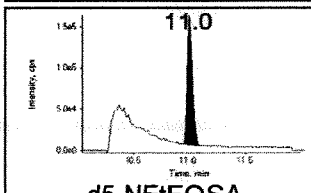

d5-NEtFOSA
531.000/169.000 Da
□ Baseline □ Missed
□ Wrong Peak

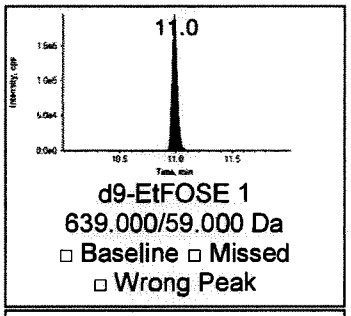

d9-EtFOSE 1
639.000/59.000 Da
□ Baseline □ Missed
□ Wrong Peak

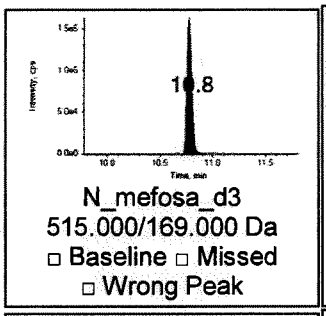

N_mefosa_d3
515.000/169.000 Da
□ Baseline □ Missed
□ Wrong Peak

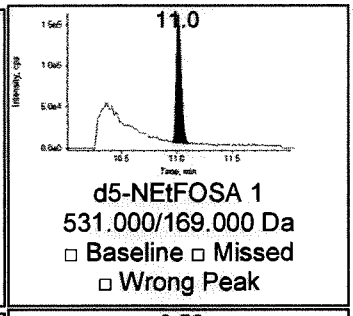

d5-NEtFOSA 1
531.000/169.000 Da
□ Baseline □ Missed
□ Wrong Peak

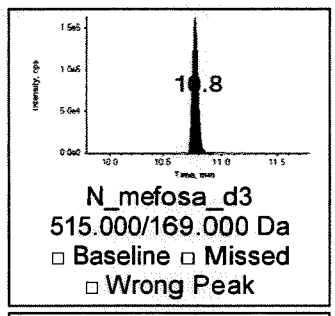

N_mefosa_d3
515.000/169.000 Da
□ Baseline □ Missed
□ Wrong Peak

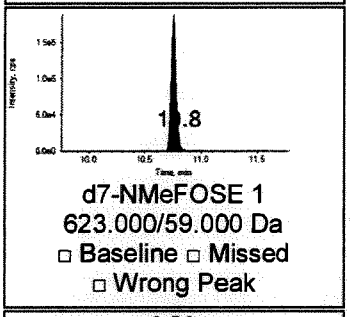

d7-NMeFOSE 1
623.000/59.000 Da
□ Baseline □ Missed
□ Wrong Peak

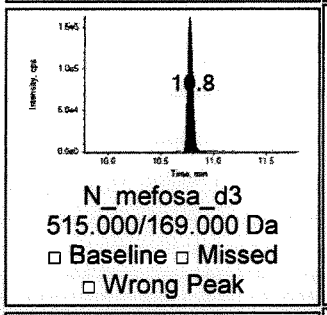

N_mefosa_d3
515.000/169.000 Da
□ Baseline □ Missed
□ Wrong Peak

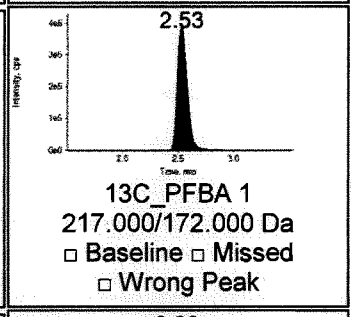

13C_PFBA 1
217.000/172.000 Da
□ Baseline □ Missed
□ Wrong Peak

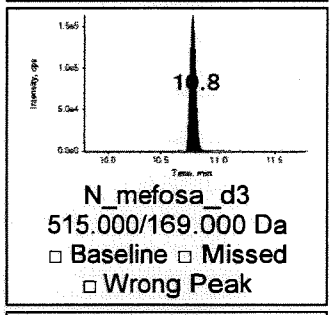

N_mefosa_d3
515.000/169.000 Da
□ Baseline □ Missed
□ Wrong Peak

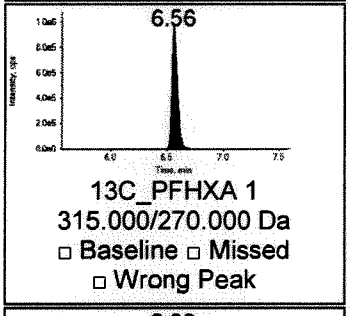

13C_PFHXA 1
315.000/270.000 Da
□ Baseline □ Missed
□ Wrong Peak

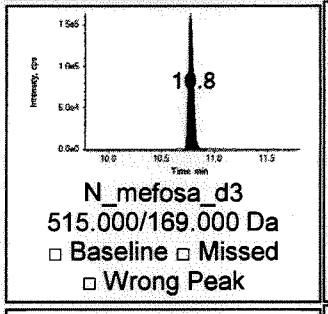

N_mefosa_d3
515.000/169.000 Da
□ Baseline □ Missed
□ Wrong Peak

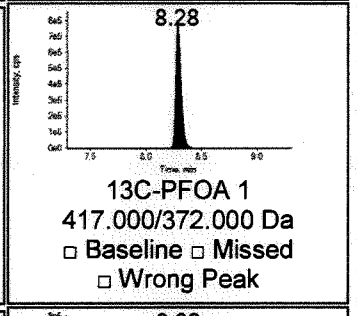

13C-PFOA 1
417.000/372.000 Da
□ Baseline □ Missed
□ Wrong Peak

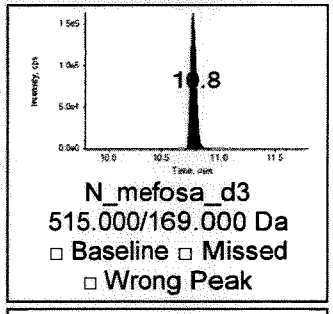

N_mefosa_d3
515.000/169.000 Da
□ Baseline □ Missed
□ Wrong Peak

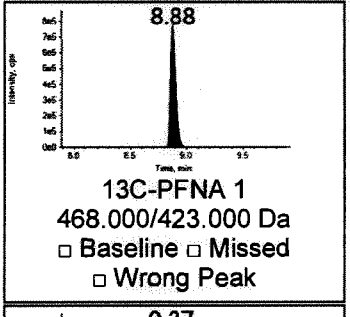

13C-PFNA 1
468.000/423.000 Da
□ Baseline □ Missed
□ Wrong Peak

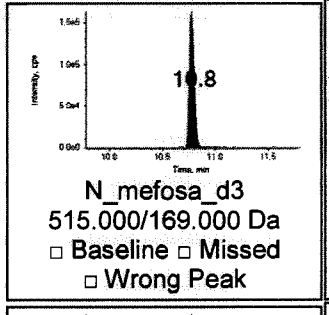

N_mefosa_d3
515.000/169.000 Da
□ Baseline □ Missed
□ Wrong Peak

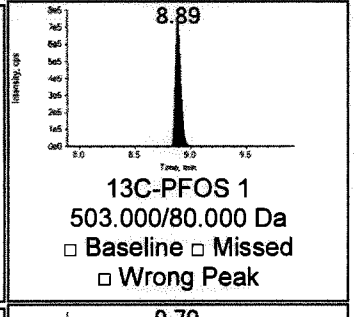

13C-PFOS 1
503.000/80.000 Da
□ Baseline □ Missed
□ Wrong Peak

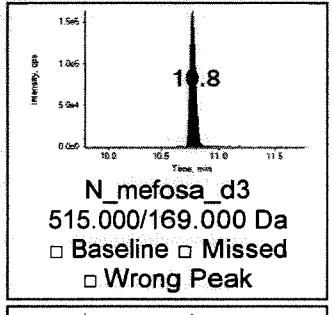

N_mefosa_d3
515.000/169.000 Da
□ Baseline □ Missed
□ Wrong Peak

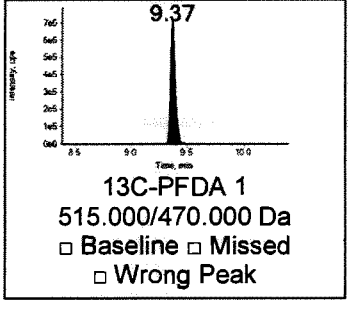

13C-PFDA 1
515.000/470.000 Da
□ Baseline □ Missed
□ Wrong Peak

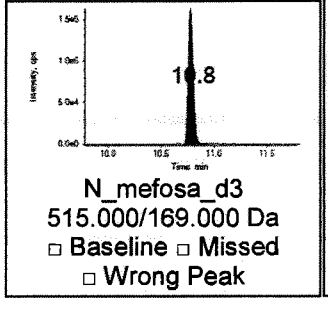

N_mefosa_d3
515.000/169.000 Da
□ Baseline □ Missed
□ Wrong Peak

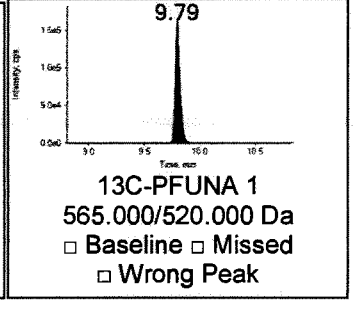

13C-PFUNA 1
565.000/520.000 Da
□ Baseline □ Missed
□ Wrong Peak

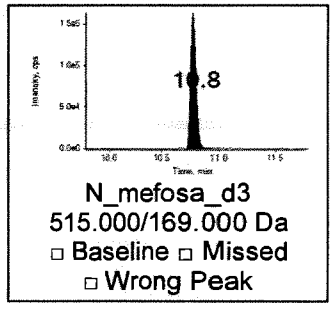

N_mefosa_d3
515.000/169.000 Da
□ Baseline □ Missed
□ Wrong Peak

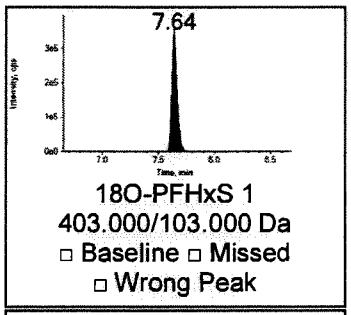

18O-PFHxS 1
403.000/103.000 Da
□ Baseline □ Missed
□ Wrong Peak

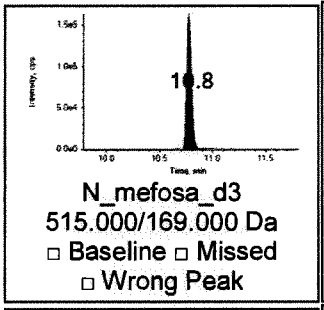

N_mefosa_d3
515.000/169.000 Da
□ Baseline □ Missed
□ Wrong Peak

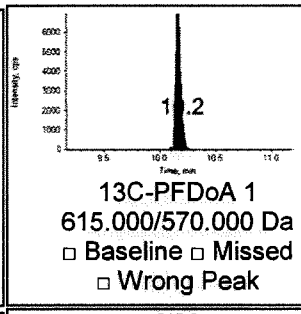

13C-PFDoA 1
615.000/570.000 Da
□ Baseline □ Missed
□ Wrong Peak

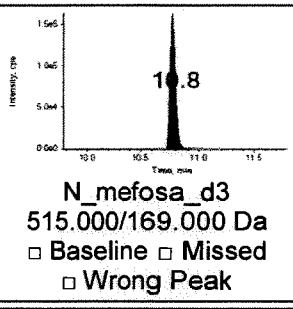

N_mefosa_d3
515.000/169.000 Da
□ Baseline □ Missed
□ Wrong Peak

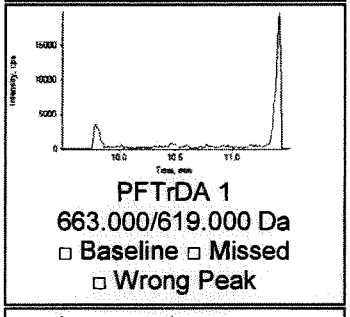

PFTrDA 1
663.000/619.000 Da
□ Baseline □ Missed
□ Wrong Peak

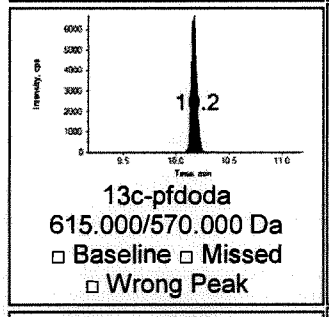

13c-pfdoda
615.000/570.000 Da
□ Baseline □ Missed
□ Wrong Peak

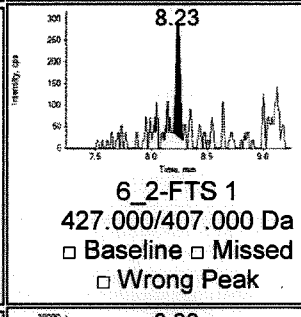

6_2-FTS 1
427.000/407.000 Da
□ Baseline □ Missed
□ Wrong Peak

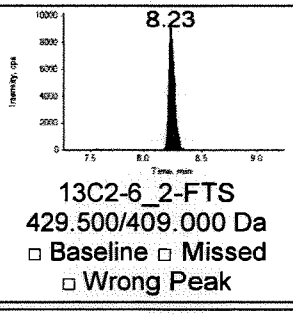

13C2-6_2-FTS
429.500/409.000 Da
□ Baseline □ Missed
□ Wrong Peak

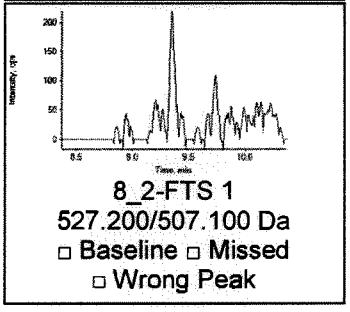

8_2-FTS 1
527.200/507.100 Da
□ Baseline □ Missed
□ Wrong Peak

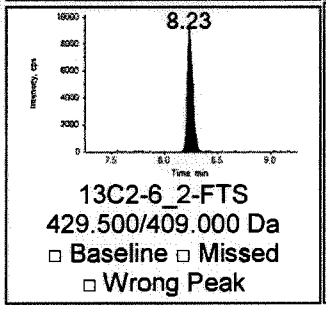

13C2-6_2-FTS
429.500/409.000 Da
□ Baseline □ Missed
□ Wrong Peak

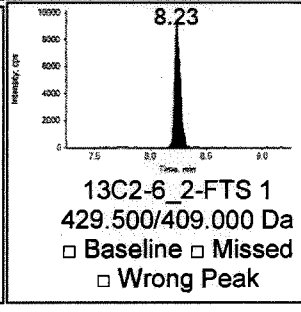

13C2-6_2-FTS 1
429.500/409.000 Da
□ Baseline □ Missed
□ Wrong Peak

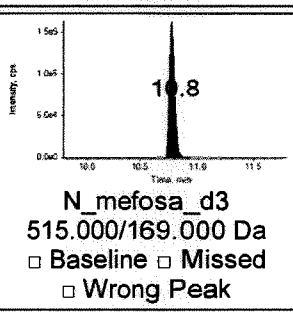

N_mefosa_d3
515.000/169.000 Da
□ Baseline □ Missed
□ Wrong Peak

Ion Ratio Confirmation

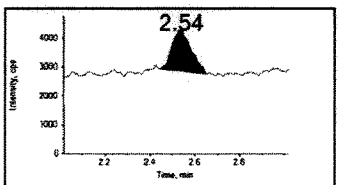

Pfba 2
Mod? No
□ Baseline □ Missed
□ Wrong Peak

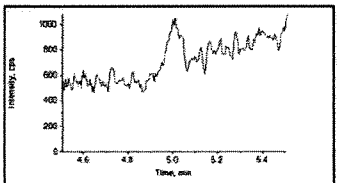

Pfpea 2
Mod? No
□ Baseline □ Missed
□ Wrong Peak

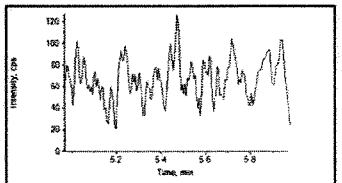

Pfbs 2
Mod? No
□ Baseline □ Missed
□ Wrong Peak

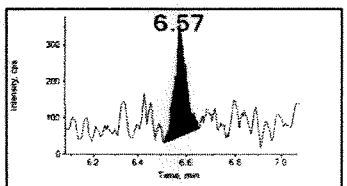

Pfhxa 2
Mod? No
□ Baseline □ Missed
□ Wrong Peak

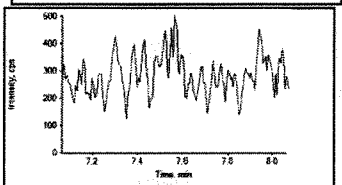

Pfhpa 2
Mod? No
□ Baseline □ Missed
□ Wrong Peak

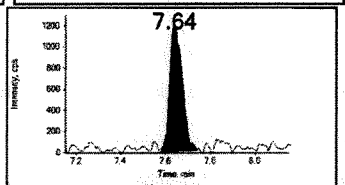

Pfhxs 2
Mod? No
□ Baseline □ Missed
□ Wrong Peak

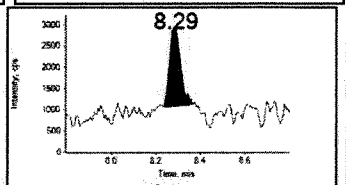

Pfoa 2
Mod? No
□ Baseline □ Missed
□ Wrong Peak

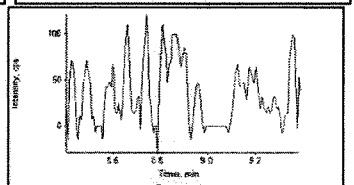

Pfna 2
Mod? No
□ Baseline □ Missed
□ Wrong Peak

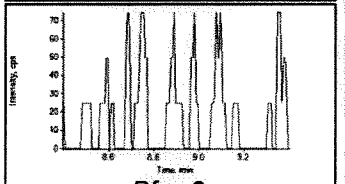

Pfos 2
Mod? No
□ Baseline □ Missed
□ Wrong Peak

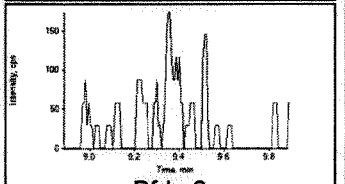

Pfda 2
Mod? No
□ Baseline □ Missed
□ Wrong Peak

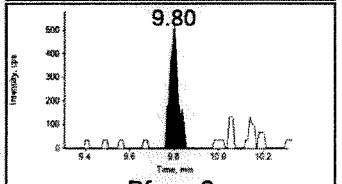

Pfuna 2
Mod? No
□ Baseline □ Missed
□ Wrong Peak

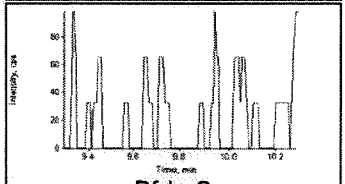

Pfds 2
Mod? No
□ Baseline □ Missed
□ Wrong Peak

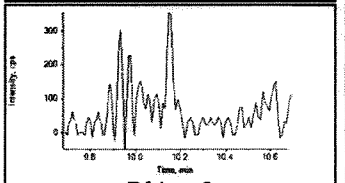

Pfdoa 2
Mod? No
□ Baseline □ Missed
□ Wrong Peak

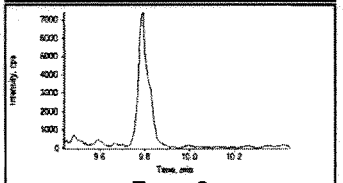

Fosa 2
Mod? No
□ Baseline □ Missed
□ Wrong Peak

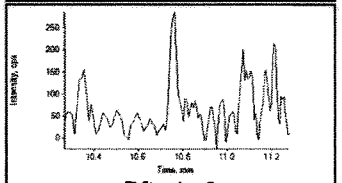

Pfteda 2
Mod? No
□ Baseline □ Missed
□ Wrong Peak

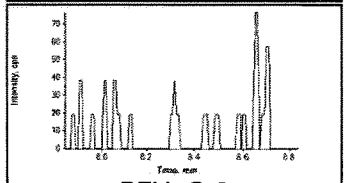

PFHpS 2
Mod? No
□ Baseline □ Missed
□ Wrong Peak

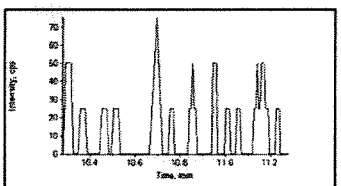

NMeFOSE 2
Mod? No
□ Baseline □ Missed
□ Wrong Peak

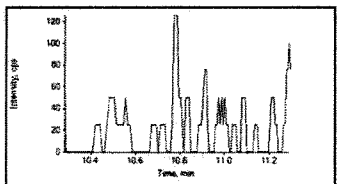

NMeFOSA 2
Mod? No
□ Baseline □ Missed
□ Wrong Peak

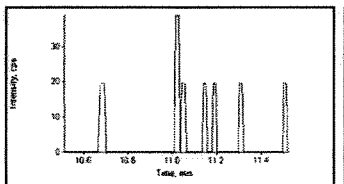

NEtFOSE 2
Mod? No
□ Baseline □ Missed
□ Wrong Peak

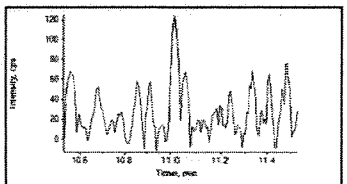

NEtFOSA 2
Mod? No
□ Baseline □ Missed
□ Wrong Peak

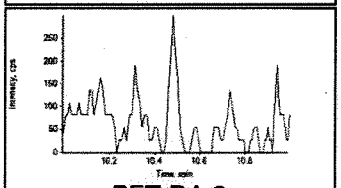

PFTrDA 2
Mod? No
□ Baseline □ Missed
□ Wrong Peak

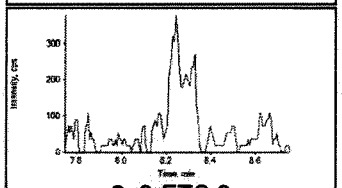

6_2-FTS 2
Mod? No
□ Baseline □ Missed
□ Wrong Peak

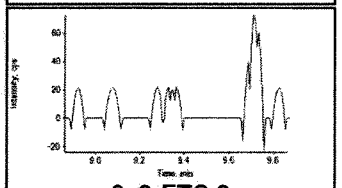

8_2-FTS 2
Mod? No
□ Baseline □ Missed
□ Wrong Peak

Project	Ewan's Projects\PFCs	**Result Table**	050116.rdb
Data File	050116\1038.wiff	**Algorithm Used**	MQL
Acquisition Method	PFC_090315 schedule mrm.dam	**Instrument Name**	LCMS02

Sample Name	PFC 1ppb	**Injection Vial**	20006
Acquisition Date	5/1/2016 10:22:50 PM	**Injection Volume**	10
Acquisition Method	PFC_090315 schedule mrm.dam	**Sample Type**	Quality Control
Sample ID	15-OLC-02-45F	**Dilution Factor**	1.00

Results Summary

Analyte Name	Analyte RT (Expected)	IS Name	IS Area	Analyte Area	Exp Conc (ng/mL)	Calc. Conc (ng/mL)	Accuracy (%)	Mod?
Pfba 1	2.54 (2.55)	13c_pfba	1845946	376168	1.00	1.1970	120	No
Pfpea 1	5.02 (5.01)	13c_pfhxa	2739014	352084	1.00	1.1180	112	No
Pfbs 1	5.48 (5.47)	18o-pfhs	917432	647985	1.00	1.1620	116	No
Pfhxa 1	6.58 (6.58)	13c_pfhxa	2739014	574759	1.00	1.2010	120	No
Pfhpa 1	7.56 (7.57)	13c_pfhxa	2739014	663287	1.00	1.2040	120	No
Pfhxs 1	7.65 (7.65)	18o-pfhs	917432	603913	1.00	1.1660	117	No
Pfoa 1	8.29 (8.29)	13c-pfoa	1998546	232116	1.00	1.0900	109	No
Pfna 1	8.88 (8.88)	13c-pfna	2042928	448971	1.00	1.2170	122	No
Pfos 1	8.89 (8.89)	13c-pfos	1860450	411987	1.00	1.1850	118	No
Pfda 1	9.38 (9.37)	13c-pfda	1697296	378563	1.00	1.1940	119	No
Pfuna 1	9.80 (9.80)	13c-pfuna	356335	221531	1.00	1.1480	115	No
Pfds 1	9.78 (9.78)	13c-pfos	1860450	461248	1.00	1.1670	117	No
Pfdoa 1	10.20 (10.20)	13c-pfdoda	26515	267544	1.00	0.9190	92	No
Fosa 1	9.93 (9.93)	d5-NEtFOSA	421536	453321	1.00	1.1640	116	No
Pfteda 1	10.80 (10.80)	13c-pfdoda	26515	122277	1.00	0.8400	84	No
PFHpS 1	8.32 (8.33)	18o-pfhs	917432	48778	1.00	1.1940	119	No
NMeFOSE 1	10.80 (10.80)	d7-NMeFOSE	411399	110550	1.00	1.2200	122	No
NMeFOSA 1	10.80 (10.80)	d7-NMeFOSE	411399	59144	1.00	1.1910	119	No
NEtFOSE 1	11.00 (11.00)	d9-EtFOSE	553589	135946	1.00	1.2220	122	No
NEtFOSA 1	11.00 (11.00)	d5-NEtFOSA	421536	87370	1.00	1.1460	115	No
d9-EtFOSE 1	11.00 (11.00)	N_mefosa d3	418803	553589	5.00	4.8640	97	No
d5-NEtFOSA 1	11.00 (11.00)	N_mefosa d3	418803	421536	5.00	4.8790	98	No
d7-NMeFOSE 1	10.80 (10.80)	N_mefosa d3	418803	411399	5.00	4.6790	94	No

MAY 12 2016

Analyte Name	Analyte RT (Expected)	IS Name	IS Area	Analyte Area	Exp Conc (ng/mL)	Calc. Conc (ng/mL)	Accuracy (%)	Mod?
13C_PFBA 1	2.54 (2.51)	N_mefosa d3	418803	1845946	5.00	4.9320	99	No
13C_PFHXA 1	6.57 (6.57)	N_mefosa d3	418803	2739014	5.00	5.0600	101	No
13C-PFOA 1	8.29 (8.29)	N_mefosa d3	418803	1998546	5.00	5.0830	102	No
13C-PFNA 1	8.88 (8.89)	N_mefosa d3	418803	2042928	5.00	4.8340	97	No
13C-PFOS 1	8.89 (8.90)	N_mefosa d3	418803	1860450	5.00	5.0990	102	No
13C-PFDA 1	9.37 (9.39)	N_mefosa d3	418803	1697296	5.00	4.8410	97	No
13C-PFUNA 1	9.80 (9.81)	N_mefosa d3	418803	356335	5.00	5.0590	101	No
18O-PFHxS 1	7.65 (7.65)	N_mefosa d3	418803	917432	5.00	5.0530	101	No
13C-PFDoA 1	10.20 (10.20)	N_mefosa d3	418803	26530	5.00	5.9750	120	No
PFTrDA 1	10.50 (10.50)	13c-pfdoda	26515	298811	1.00	0.9880	99	No
6_2-FTS 1	8.24 (8.23)	13C2-6_2-FTS	27591	104347	1.00	1.1330	113	No
8_2-FTS 1	9.35 (9.36)	13C2-6_2-FTS	27591	110812	1.00	1.2350	124	No
13C2-6_2-FTS 1	8.24 (8.25)	N_mefosa d3	418803	27591	5.00	4.9760	100	No

IRC Summary

Analyte Peak Name	RT (Exp RT)	Area	Modified?	Ratio Confirms ID
Pfba 2	2.54 (2.54)	367714	No	YES
Pfpea 2	5.02 (5.01)	358143	No	YES
Pfbs 2	5.48 (5.46)	260354	No	YES
Pfhxa 2	6.57 (6.58)	50928	No	YES
Pfhpa 2	7.56 (7.57)	258730	No	YES
Pfhxs 2	7.64 (7.65)	235970	No	YES
Pfoa 2	8.29 (8.29)	445181	No	YES
Pfna 2	8.89 (8.88)	129491	No	YES
Pfos 2	8.89 (8.89)	128388	No	YES
Pfda 2	9.38 (9.37)	73272	No	YES
Pfuna 2	9.80 (9.80)	68395	No	YES
Pfds 2	9.78 (9.78)	141243	No	YES
Pfdoa 2	10.20 (10.20)	76768	No	YES

Analyte Peak Name	RT (Exp RT)	Area	Modified?	Ratio Confirms ID
Fosa 2	9.93 (9.93)	11651	No	YES
Pfteda 2	10.80 (10.80)	29137	No	YES
PFHpS 2	8.32 (8.33)	21985	No	YES
NMeFOSE 2	10.80 (10.80)	1132	No	YES
NMeFOSA 2	10.80 (10.80)	57362	No	YES
NEtFOSE 2	11.00 (11.00)	933	No	No
NEtFOSA 2	11.00 (11.00)	60763	No	YES
PFTrDA 2	10.50 (10.50)	66183	No	YES
6_2-FTS 2	8.24 (8.24)	132003	No	YES
8_2-FTS 2	9.35 (9.35)	9226	No	YES

Quantitative Peak Review PFC 1ppb 15-OLC-02-45F

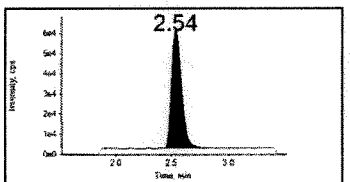

Pfba 1
213.000/169.000 Da
□ Baseline □ Missed
□ Wrong Peak

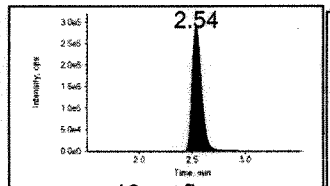

13c_pfba
217.000/172.000 Da
□ Baseline □ Missed
□ Wrong Peak

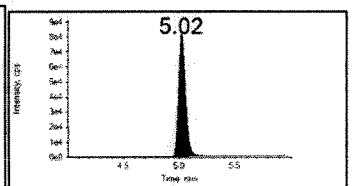

Pfpea 1
263.000/219.000 Da
□ Baseline □ Missed
□ Wrong Peak

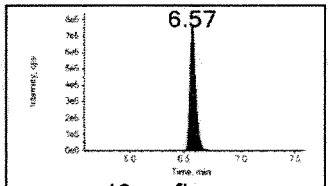

13c_pfhxa
315.000/270.000 Da
□ Baseline □ Missed
□ Wrong Peak

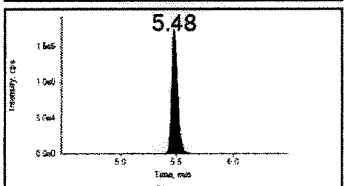

Pfbs 1
299.000/80.000 Da
□ Baseline □ Missed
□ Wrong Peak

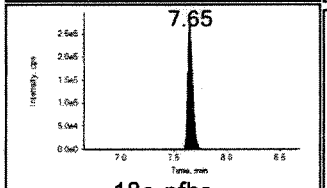

18o-pfhs
403.000/103.000 Da
□ Baseline □ Missed
□ Wrong Peak

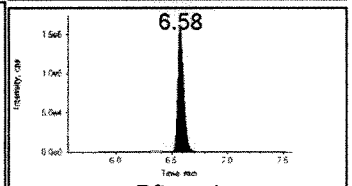

Pfhxa 1
313.000/269.000 Da
□ Baseline □ Missed
□ Wrong Peak

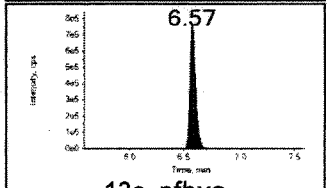

13c_pfhxa
315.000/270.000 Da
□ Baseline □ Missed
□ Wrong Peak

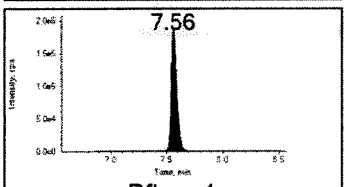

Pfhpa 1
363.000/319.000 Da
□ Baseline □ Missed
□ Wrong Peak

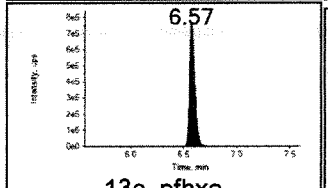

13c_pfhxa
315.000/270.000 Da
□ Baseline □ Missed
□ Wrong Peak

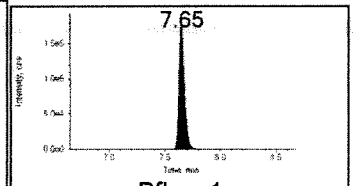

Pfhxs 1
399.000/80.000 Da
□ Baseline □ Missed
□ Wrong Peak

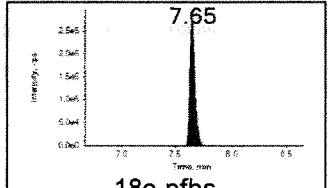

18o-pfhs
403.000/103.000 Da
□ Baseline □ Missed
□ Wrong Peak

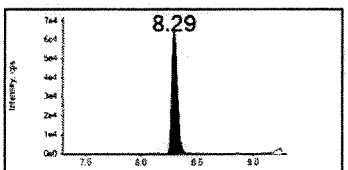

Pfoa 1
413.000/169.000 Da
□ Baseline □ Missed
□ Wrong Peak

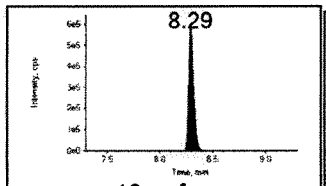

13c-pfoa
417.000/372.000 Da
□ Baseline □ Missed
□ Wrong Peak

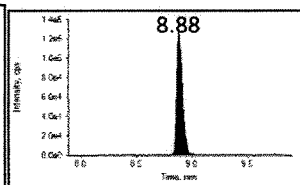

Pfna 1
463.000/419.000 Da
□ Baseline □ Missed
□ Wrong Peak

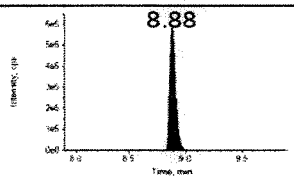

13c-pfna
468.000/423.000 Da
□ Baseline □ Missed
□ Wrong Peak

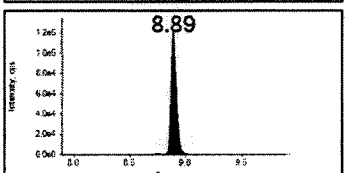

Pfos 1
499.000/80.000 Da
□ Baseline □ Missed
□ Wrong Peak

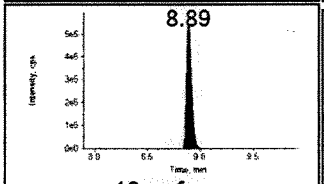

13c-pfos
503.000/80.000 Da
□ Baseline □ Missed
□ Wrong Peak

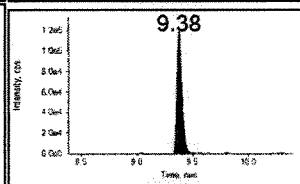

Pfda 1
513.000/469.000 Da
□ Baseline □ Missed
□ Wrong Peak

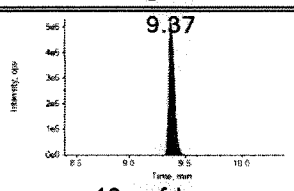

13c-pfda
515.000/470.000 Da
□ Baseline □ Missed
□ Wrong Peak

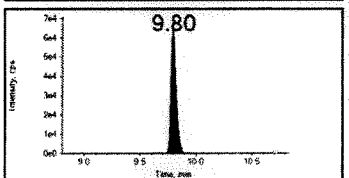

Pfuna 1
563.000/519.000 Da
□ Baseline □ Missed
□ Wrong Peak

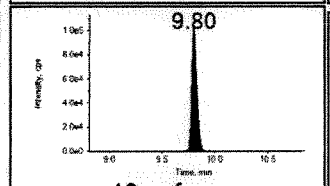

13c-pfuna
565.000/520.000 Da
□ Baseline □ Missed
□ Wrong Peak

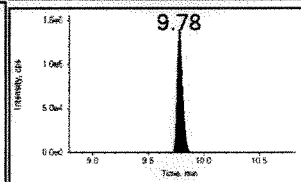

Pfds 1
599.000/80.000 Da
□ Baseline □ Missed
□ Wrong Peak

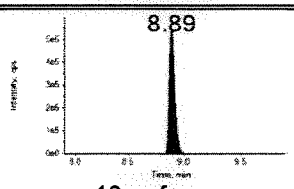

13c-pfos
503.000/80.000 Da
□ Baseline □ Missed
□ Wrong Peak

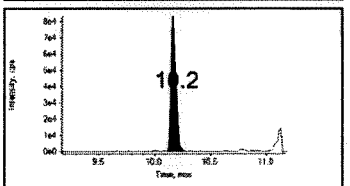

Pfdoa 1
613.000/569.000 Da
□ Baseline □ Missed
□ Wrong Peak

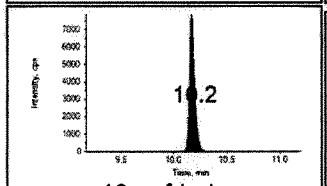

13c-pfdoda
615.000/570.000 Da
□ Baseline □ Missed
□ Wrong Peak

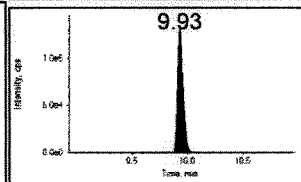

Fosa 1
498.000/78.000 Da
□ Baseline □ Missed
□ Wrong Peak

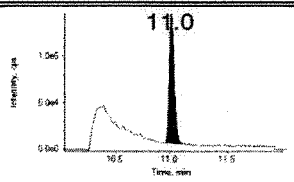

d5-NEtFOSA
531.000/169.000 Da
□ Baseline □ Missed
□ Wrong Peak

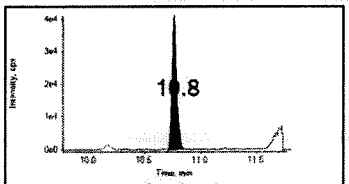

Pfteda 1
713.000/669.000 Da
□ Baseline □ Missed
□ Wrong Peak

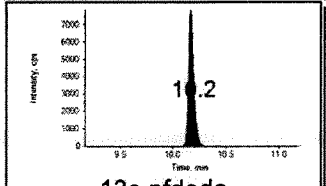

13c-pfdoda
615.000/570.000 Da
□ Baseline □ Missed
□ Wrong Peak

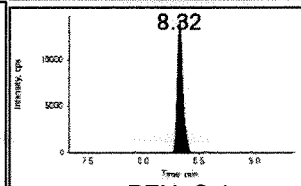

PFHpS 1
449.400/80.000 Da
□ Baseline □ Missed
□ Wrong Peak

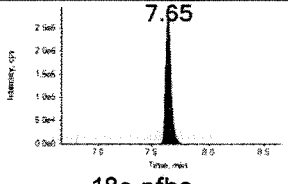

18o-pfhs
403.000/103.000 Da
□ Baseline □ Missed
□ Wrong Peak

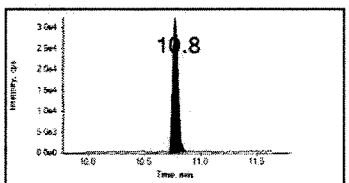

NMeFOSE 1
616.200/58.800 Da
□ Baseline □ Missed
□ Wrong Peak

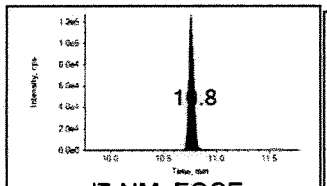

d7-NMeFOSE
623.000/59.000 Da
□ Baseline □ Missed
□ Wrong Peak

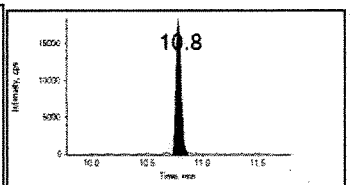

NMeFOSA 1
512.200/169.300 Da
□ Baseline □ Missed
□ Wrong Peak

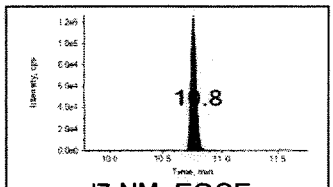

d7-NMeFOSE
623.000/59.000 Da
□ Baseline □ Missed
□ Wrong Peak

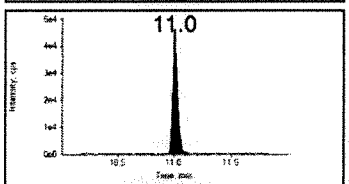

NEtFOSE 1
630.200/59.000 Da
□ Baseline □ Missed
□ Wrong Peak

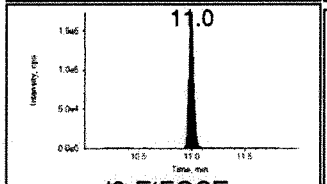

d9-EtFOSE
639.000/59.000 Da
□ Baseline □ Missed
□ Wrong Peak

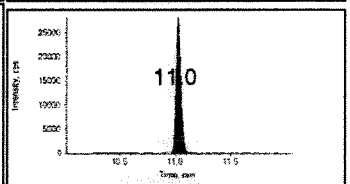

NEtFOSA 1
526.200/169.000 Da
□ Baseline □ Missed
□ Wrong Peak

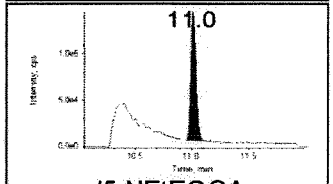

d5-NEtFOSA
531.000/169.000 Da
□ Baseline □ Missed
□ Wrong Peak

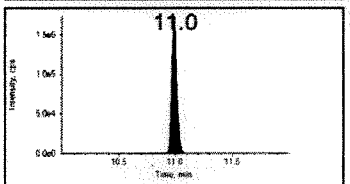

d9-EtFOSE 1
639.000/59.000 Da
□ Baseline □ Missed
□ Wrong Peak

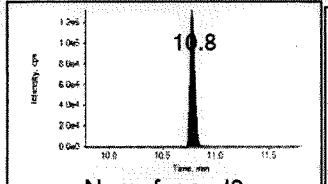

N_mefosa_d3
515.000/169.000 Da
□ Baseline □ Missed
□ Wrong Peak

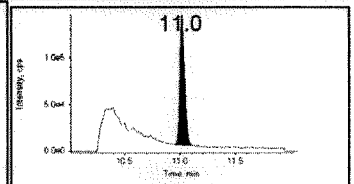

d5-NEtFOSA 1
531.000/169.000 Da
□ Baseline □ Missed
□ Wrong Peak

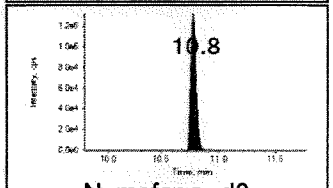

N_mefosa_d3
515.000/169.000 Da
□ Baseline □ Missed
□ Wrong Peak

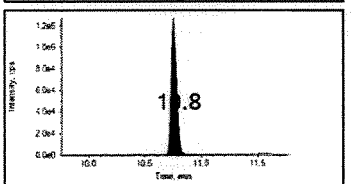

d7-NMeFOSE 1
623.000/59.000 Da
□ Baseline □ Missed
□ Wrong Peak

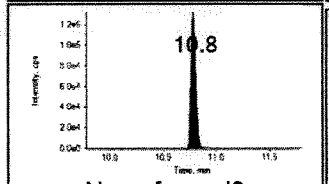

N_mefosa_d3
515.000/169.000 Da
□ Baseline □ Missed
□ Wrong Peak

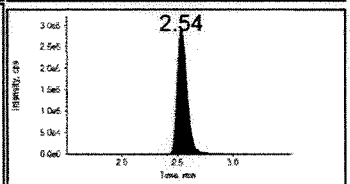

13C_PFBA 1
217.000/172.000 Da
□ Baseline □ Missed
□ Wrong Peak

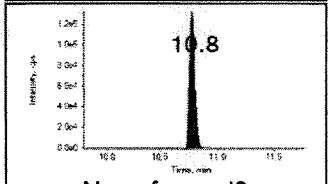

N_mefosa_d3
515.000/169.000 Da
□ Baseline □ Missed
□ Wrong Peak

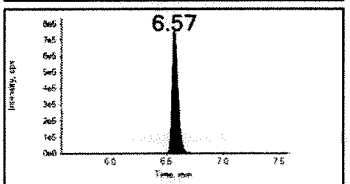

13C_PFHXA 1
315.000/270.000 Da
□ Baseline □ Missed
□ Wrong Peak

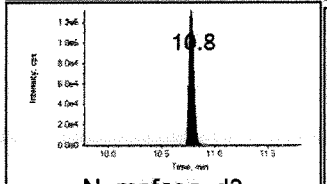

N_mefosa_d3
515.000/169.000 Da
□ Baseline □ Missed
□ Wrong Peak

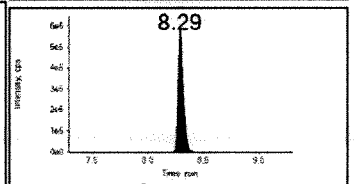

13C-PFOA 1
417.000/372.000 Da
□ Baseline □ Missed
□ Wrong Peak

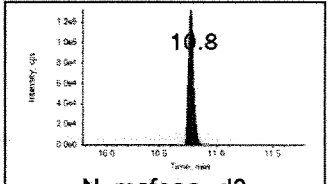

N_mefosa_d3
515.000/169.000 Da
□ Baseline □ Missed
□ Wrong Peak

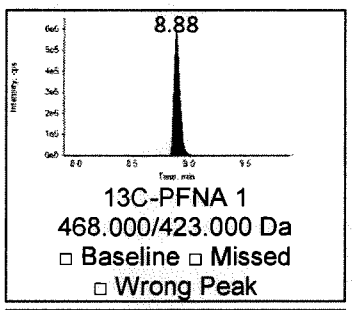

13C-PFNA 1
468.000/423.000 Da
□ Baseline □ Missed
□ Wrong Peak

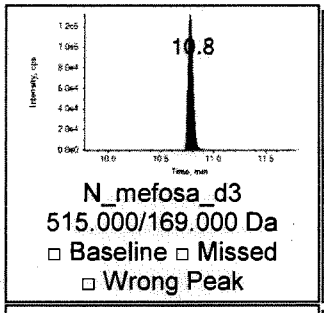

N_mefosa_d3
515.000/169.000 Da
□ Baseline □ Missed
□ Wrong Peak

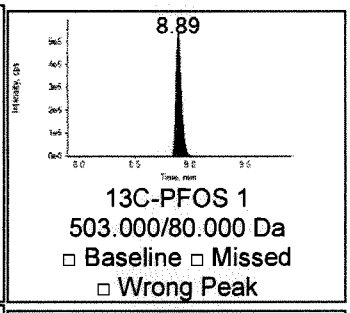

13C-PFOS 1
503.000/80.000 Da
□ Baseline □ Missed
□ Wrong Peak

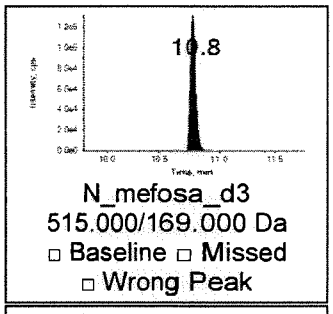

N_mefosa_d3
515.000/169.000 Da
□ Baseline □ Missed
□ Wrong Peak

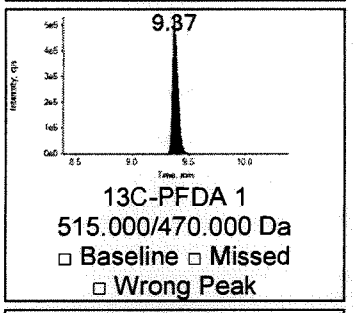

13C-PFDA 1
515.000/470.000 Da
□ Baseline □ Missed
□ Wrong Peak

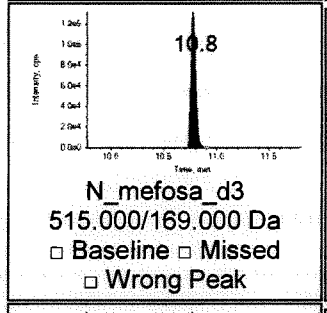

N_mefosa_d3
515.000/169.000 Da
□ Baseline □ Missed
□ Wrong Peak

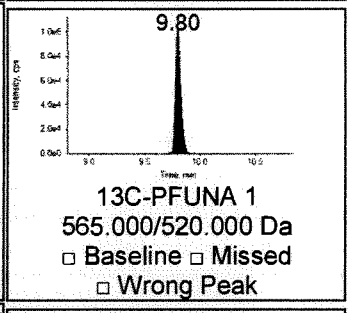

13C-PFUNA 1
565.000/520.000 Da
□ Baseline □ Missed
□ Wrong Peak

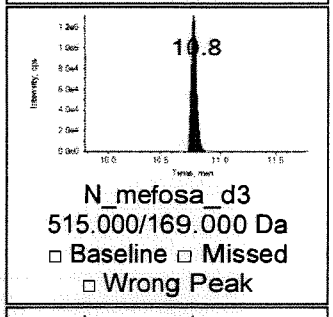

N_mefosa_d3
515.000/169.000 Da
□ Baseline □ Missed
□ Wrong Peak

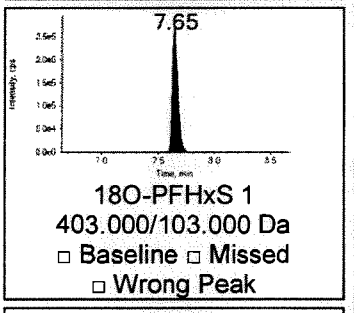

18O-PFHxS 1
403.000/103.000 Da
□ Baseline □ Missed
□ Wrong Peak

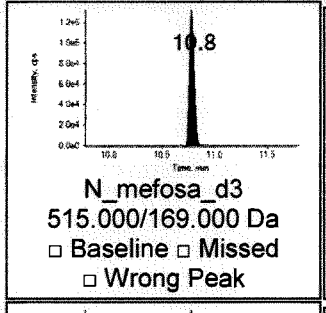

N_mefosa_d3
515.000/169.000 Da
□ Baseline □ Missed
□ Wrong Peak

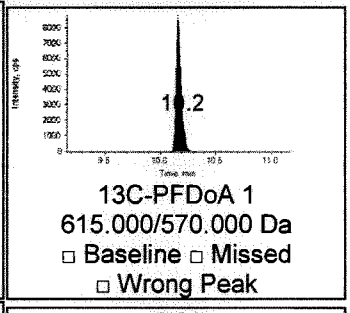

13C-PFDoA 1
615.000/570.000 Da
□ Baseline □ Missed
□ Wrong Peak

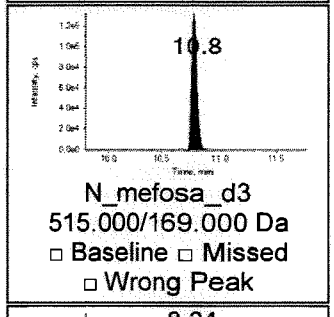

N_mefosa_d3
515.000/169.000 Da
□ Baseline □ Missed
□ Wrong Peak

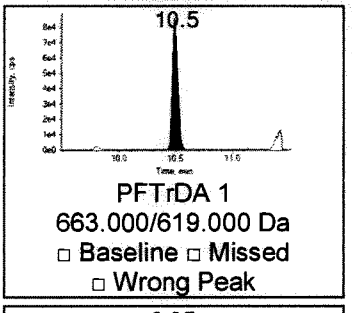

PFTrDA 1
663.000/619.000 Da
□ Baseline □ Missed
□ Wrong Peak

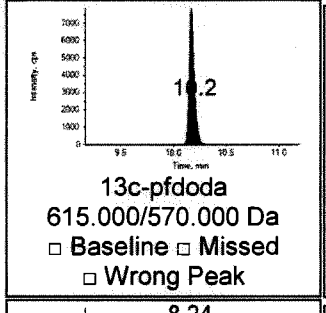

13c-pfdoda
615.000/570.000 Da
□ Baseline □ Missed
□ Wrong Peak

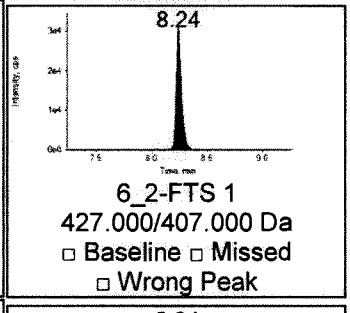

6_2-FTS 1
427.000/407.000 Da
□ Baseline □ Missed
□ Wrong Peak

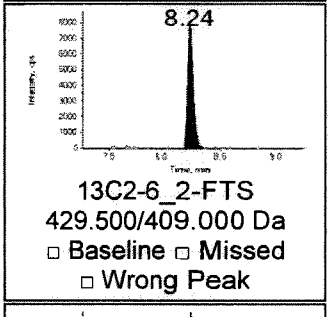

13C2-6_2-FTS
429.500/409.000 Da
□ Baseline □ Missed
□ Wrong Peak

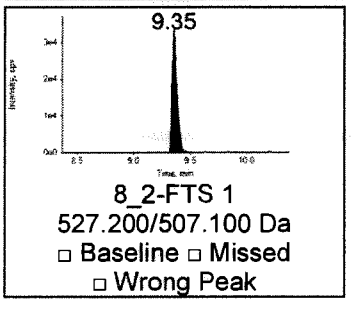

8_2-FTS 1
527.200/507.100 Da
□ Baseline □ Missed
□ Wrong Peak

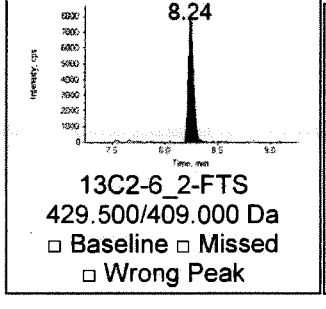

13C2-6_2-FTS
429.500/409.000 Da
□ Baseline □ Missed
□ Wrong Peak

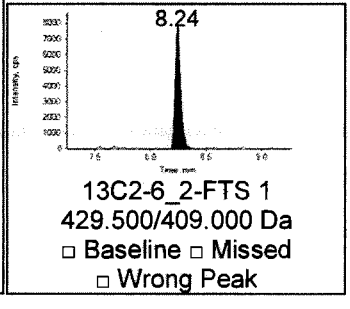

13C2-6_2-FTS 1
429.500/409.000 Da
□ Baseline □ Missed
□ Wrong Peak

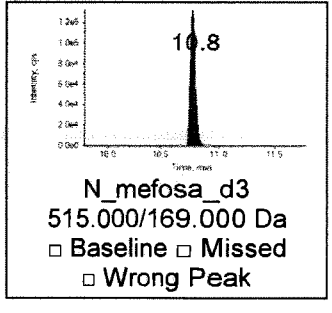

N_mefosa_d3
515.000/169.000 Da
□ Baseline □ Missed
□ Wrong Peak

Ion Ratio Confirmation

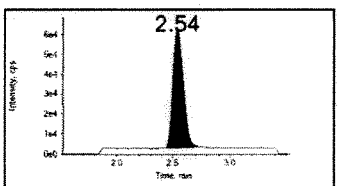

Pfba 2
Mod?
□ Baseline □ Missed
□ Wrong Peak

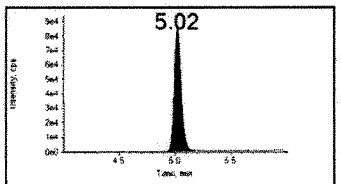

Pfpea 2
Mod?
□ Baseline □ Missed
□ Wrong Peak

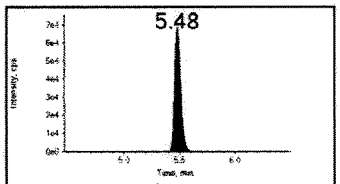

Pfbs 2
Mod?
□ Baseline □ Missed
□ Wrong Peak

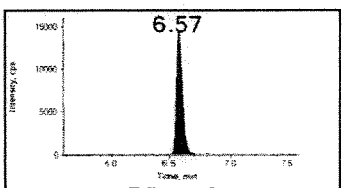

Pfhxa 2
Mod?
□ Baseline □ Missed
□ Wrong Peak

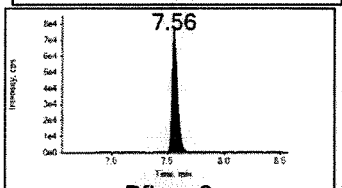

Pfhpa 2
Mod?
□ Baseline □ Missed
□ Wrong Peak

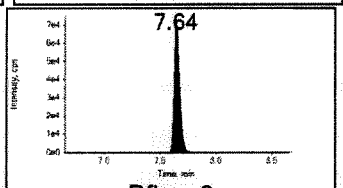

Pfhxs 2
Mod?
□ Baseline □ Missed
□ Wrong Peak

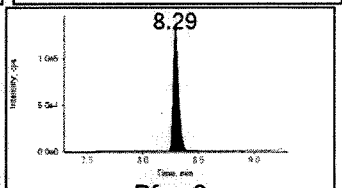

Pfoa 2
Mod?
□ Baseline □ Missed
□ Wrong Peak

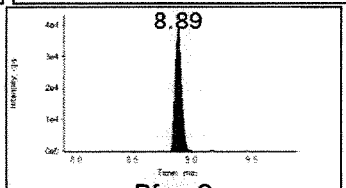

Pfna 2
Mod?
□ Baseline □ Missed
□ Wrong Peak

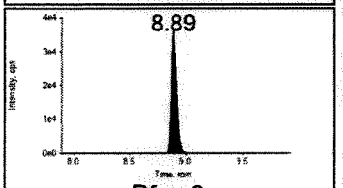

Pfos 2
Mod?
□ Baseline □ Missed
□ Wrong Peak

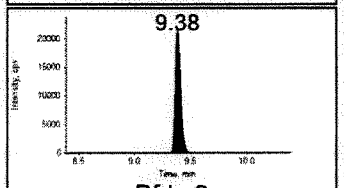

Pfda 2
Mod?
□ Baseline □ Missed
□ Wrong Peak

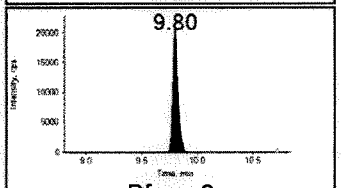

Pfuna 2
Mod?
□ Baseline □ Missed
□ Wrong Peak

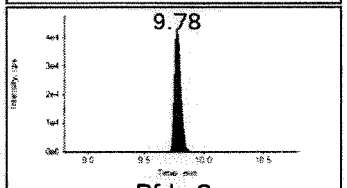

Pfds 2
Mod?
□ Baseline □ Missed
□ Wrong Peak

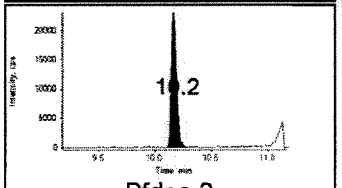

Pfdoa 2
Mod?
□ Baseline □ Missed
□ Wrong Peak

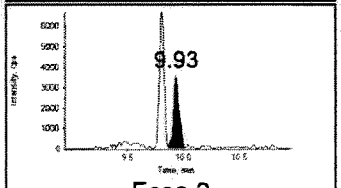

Fosa 2
Mod?
□ Baseline □ Missed
□ Wrong Peak

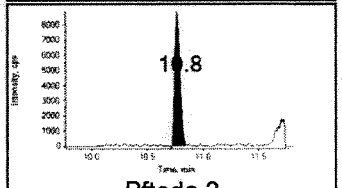

Pfteda 2
Mod?
□ Baseline □ Missed
□ Wrong Peak

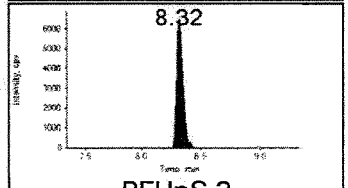

PFHpS 2
Mod?
□ Baseline □ Missed
□ Wrong Peak

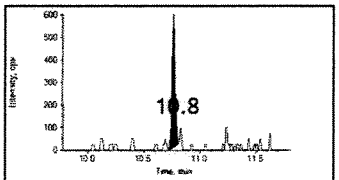

NMeFOSE 2
Mod?
□ Baseline □ Missed
□ Wrong Peak

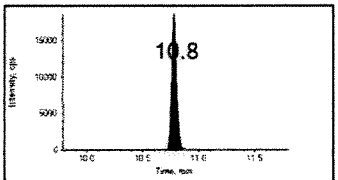

NMeFOSA 2
Mod?
□ Baseline □ Missed
□ Wrong Peak

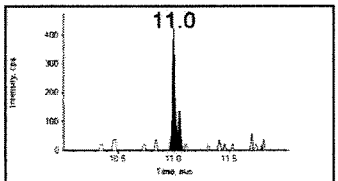

NEtFOSE 2
Mod?
□ Baseline □ Missed
□ Wrong Peak

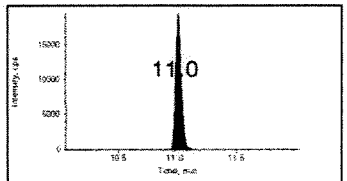

NEtFOSA 2
Mod?
□ Baseline □ Missed
□ Wrong Peak

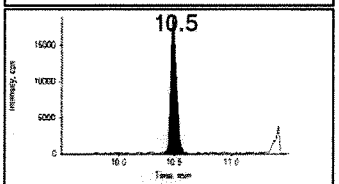

PFTrDA 2
Mod?
□ Baseline □ Missed
□ Wrong Peak

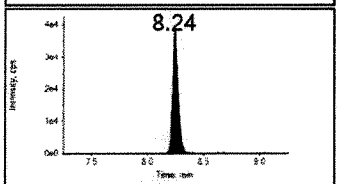

6_2-FTS 2
Mod?
□ Baseline □ Missed
□ Wrong Peak

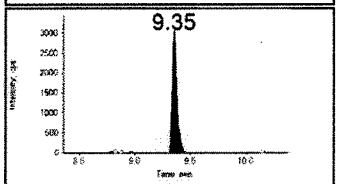

8_2-FTS 2
Mod?
□ Baseline □ Missed
□ Wrong Peak

Project	Ewan's Projects\PFCs
Data File	050116\1039.wiff
Result Table	050116.rdb
Instrument Name	LCMS02

Sample Name	IB	**Injection Volume**	10
Acquisition Date	5/1/2016 10:40:39 PM	**Sample Type**	Unknown
Acquisition Method	PFC_090315 schedule mrm.dam	**Dilution Factor**	1.00
Injection Vial	1	**Weight to Volume**	0.00

Results Summary

Analyte Name	IS Name	IS Area	Analyte RT (Exp RT)	Analyte Area	Calc. Conc (ng/mL)	Modified?
Pfba 1	13c_pfba	2419627	2.53 (2.53)	11419	0.0280	No
Pfpea 1	13c_pfhxa	3589040	0.00 (5.01)	0	N/A	No
Pfbs 1	18o-pfhs	1193894	0.00 (5.47)	0	N/A	No
Pfhxa 1	13c_pfhxa	3589040	6.58 (6.58)	12845	0.0200	No
Pfhpa 1	13c_pfhxa	3589040	0.00 (7.57)	0	N/A	No
Pfhxs 1	18o-pfhs	1193894	7.65 (7.65)	13494	0.0200	No
Pfoa 1	13c-pfoa	2519470	8.30 (8.30)	4046	0.0150	No
Pfna 1	13c-pfna	2778541	0.00 (8.89)	0	N/A	No
Pfos 1	13c-pfos	2358964	0.00 (8.90)	0	N/A	Yes
Pfda 1	13c-pfda	2185815	0.00 (9.37)	0	N/A	No
Pfuna 1	13c-pfuna	472223	9.81 (9.80)	3549	0.0140	No
Pfds 1	13c-pfos	2358964	0.00 (9.79)	0	N/A	No
Pfdoa 1	13c-pfdoda	25839	10.20 (10.20)	1140	0.0040	No
Fosa 1	d5-NEtFOSA	473781	9.93 (9.93)	1060	0.0020	No
Pfteda 1	13c-pfdoda	25839	0.00 (10.80)	0	N/A	No
PFHpS 1	18o-pfhs	1193894	0.00 (8.33)	0	N/A	No
NMeFOSE 1	d7-NMeFOSE	514847	0.00 (10.80)	0	N/A	No
NMeFOSA 1	d7-NMeFOSE	514847	0.00 (10.80)	0	N/A	No
NEtFOSE 1	d9-EtFOSE	590266	0.00 (11.00)	0	N/A	No
NEtFOSA 1	d5-NEtFOSA	473781	0.00 (11.00)	0	N/A	No

MAY 12 2016

Analyte Name	IS Name	IS Area	Analyte RT (Exp RT)	Analyte Area	Calc. Conc (ng/mL)	Modified?
d9-EtFOSE 1	N_mefosa_d3	494408	11.00 (11.00)	590266	4.3930	No
d5-NEtFOSA 1	N_mefosa_d3	494408	11.00 (11.00)	473781	4.6450	No
d7-NMeFOSE 1	N_mefosa_d3	494408	10.80 (10.80)	514847	4.9600	No
13C_PFBA 1	N_mefosa_d3	494408	2.52 (2.51)	2419627	5.4760	No
13C_PFHXA 1	N_mefosa_d3	494408	6.58 (6.57)	3589040	5.6160	No
13C-PFOA 1	N_mefosa_d3	494408	8.30 (8.29)	2519470	5.4280	No
13C-PFNA 1	N_mefosa_d3	494408	8.89 (8.89)	2778541	5.5690	No
13C-PFOS 1	N_mefosa_d3	494408	8.90 (8.89)	2358964	5.4770	No
13C-PFDA 1	N_mefosa_d3	494408	9.38 (9.39)	2185815	5.2810	No
13C-PFUNA 1	N_mefosa_d3	494408	9.80 (9.80)	472223	5.6790	No
18O-PFHxS 1	N_mefosa_d3	494408	7.65 (7.65)	1193894	5.5700	No
13C-PFDoA 1	N_mefosa_d3	494408	10.20 (10.20)	25878	4.9370	No
PFTrDA 1	13c-pfdoda	25839	0.00 (10.50)	0	N/A	No
6_2-FTS 1	13C2-6_2-FTS	31930	8.25 (8.24)	1098	0.0100	No
8_2-FTS 1	13C2-6_2-FTS	31930	0.00 (9.37)	0	N/A	No
13C2-6_2-FTS 1	N_mefosa_d3	494408	8.25 (8.25)	31930	4.8770	No

IRC Summary

Analyte Peak Name	RT (Exp RT)	Area	Modified?	Calc (Exp) MRM Ratio	Ratio Confirms ID
Pfba 2	2.53 (2.53)	7048	No	0.62 (0.99)	No
Pfpea 2	0.00 (5.01)	0	No	0.00 (1.01)	No
Pfbs 2	0.00 (5.47)	0	No	0.00 (0.41)	No
Pfhxa 2	6.58 (6.58)	867	No	0.07 (0.09)	No
Pfhpa 2	0.00 (7.57)	0	No	0.00 (0.40)	No
Pfhxs 2	7.65 (7.65)	5271	No	0.39 (0.40)	YES
Pfoa 2	8.31 (8.30)	8055	No	1.99 (1.86)	YES
Pfna 2	8.89 (8.89)	676	No	0.00 (0.30)	No

Analyte Peak Name	RT (Exp RT)	Area	Modified?	Calc (Exp) MRM Ratio	Ratio Confirms ID
Pfos 2	0.00 (8.90)	0	No	0.00 (0.33)	No
Pfda 2	0.00 (9.37)	0	No	0.00 (0.20)	No
Pfuna 2	0.00 (9.80)	0	No	0.00 (0.33)	No
Pfds 2	0.00 (9.79)	0	No	0.00 (0.32)	No
Pfdoa 2	0.00 (10.20)	0	No	0.00 (0.29)	No
Fosa 2	0.00 (9.93)	0	No	0.00 (0.03)	No
Pfteda 2	0.00 (10.80)	0	No	0.00 (0.23)	No
PFHpS 2	0.00 (8.33)	0	No	0.00 (0.41)	No
NMeFOSE 2	0.00 (10.80)	0	No	0.00 (0.01)	No
NMeFOSA 2	0.00 (10.80)	0	No	0.00 (0.97)	No
NEtFOSE 2	0.00 (11.00)	0	No	0.00 (0.01)	No
NEtFOSA 2	0.00 (11.00)	0	No	0.00 (0.69)	No
PFTrDA 2	0.00 (10.50)	0	No	0.00 (0.24)	No
6_2-FTS 2	0.00 (8.25)	0	No	0.00 (1.30)	No
8_2-FTS 2	0.00 (9.36)	0	No	0.00 (0.10)	No

Quantitative Peak Review **IB** ***No data for Sample ID***

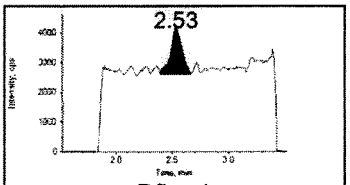

Pfba 1
213.000/169.000 Da
□ Baseline □ Missed
□ Wrong Peak

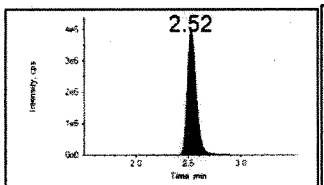

13c_pfba
217.000/172.000 Da
□ Baseline □ Missed
□ Wrong Peak

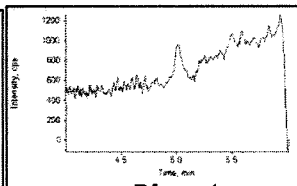

Pfpea 1
263.000/219.000 Da
□ Baseline □ Missed
□ Wrong Peak

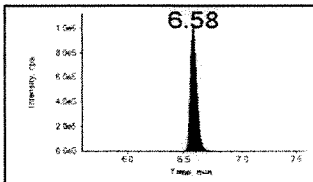

13c_pfhxa
315.000/270.000 Da
□ Baseline □ Missed
□ Wrong Peak

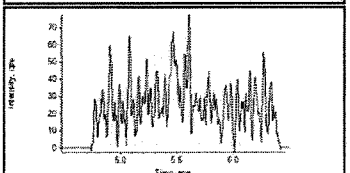

Pfbs 1
299.000/80.000 Da
□ Baseline □ Missed
□ Wrong Peak

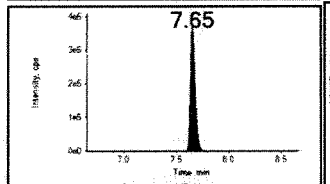

18o-pfhs
403.000/103.000 Da
□ Baseline □ Missed
□ Wrong Peak

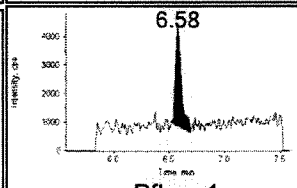

Pfhxa 1
313.000/269.000 Da
□ Baseline □ Missed
□ Wrong Peak

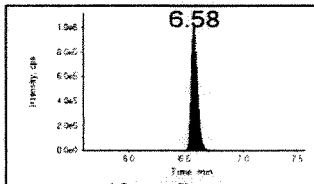

13c_pfhxa
315.000/270.000 Da
□ Baseline □ Missed
□ Wrong Peak

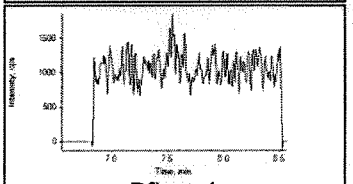

Pfhpa 1
363.000/319.000 Da
□ Baseline □ Missed
□ Wrong Peak

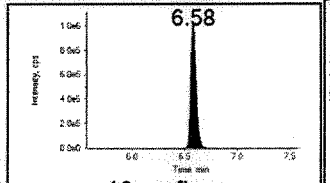

13c_pfhxa
315.000/270.000 Da
□ Baseline □ Missed
□ Wrong Peak

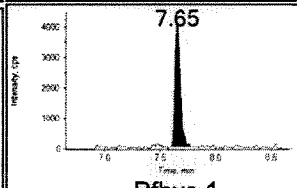

Pfhxs 1
399.000/80.000 Da
□ Baseline □ Missed
□ Wrong Peak

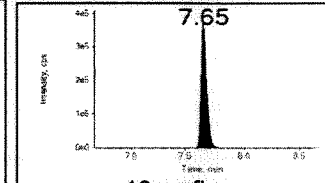

18o-pfhs
403.000/103.000 Da
□ Baseline □ Missed
□ Wrong Peak

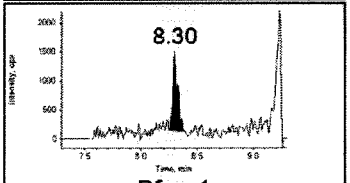

Pfoa 1
413.000/169.000 Da
□ Baseline □ Missed
□ Wrong Peak

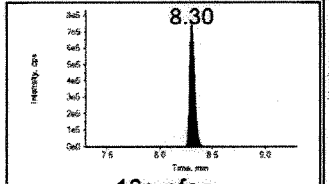

13c-pfoa
417.000/372.000 Da
□ Baseline □ Missed
□ Wrong Peak

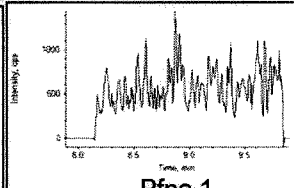

Pfna 1
463.000/419.000 Da
□ Baseline □ Missed
□ Wrong Peak

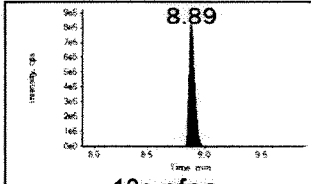

13c-pfna
468.000/423.000 Da
□ Baseline □ Missed
□ Wrong Peak

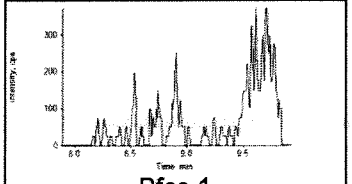

Pfos 1
499.000/80.000 Da
□ Baseline □ Missed
□ Wrong Peak

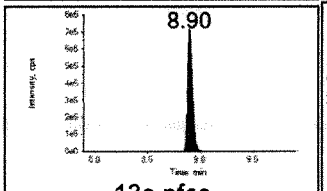

13c-pfos
503.000/80.000 Da
□ Baseline □ Missed
□ Wrong Peak

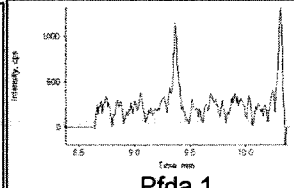

Pfda 1
513.000/469.000 Da
□ Baseline □ Missed
□ Wrong Peak

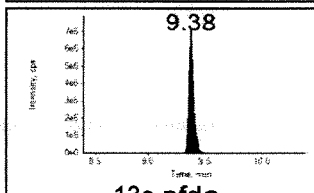

13c-pfda
515.000/470.000 Da
□ Baseline □ Missed
□ Wrong Peak

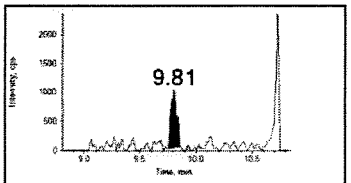

Pfuna 1
563.000/519.000 Da
□ Baseline □ Missed
□ Wrong Peak

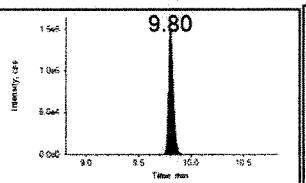

13c-pfuna
565.000/520.000 Da
□ Baseline □ Missed
□ Wrong Peak

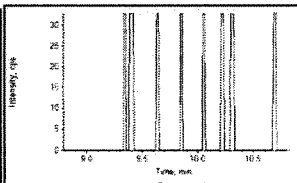

Pfds 1
599.000/80.000 Da
□ Baseline □ Missed
□ Wrong Peak

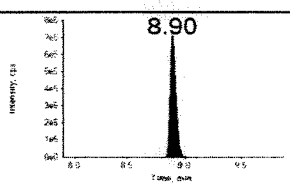

13c-pfos
503.000/80.000 Da
□ Baseline □ Missed
□ Wrong Peak

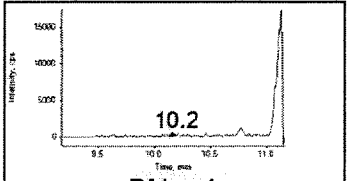

Pfdoa 1
613.000/569.000 Da
□ Baseline □ Missed
□ Wrong Peak

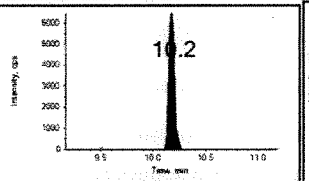

13c-pfdoda
615.000/570.000 Da
□ Baseline □ Missed
□ Wrong Peak

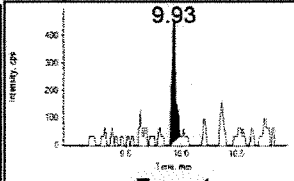

Fosa 1
498.000/78.000 Da
□ Baseline □ Missed
□ Wrong Peak

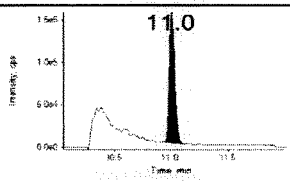

d5-NEtFOSA
531.000/169.000 Da
□ Baseline □ Missed
□ Wrong Peak

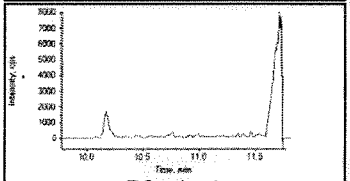

Pfteda 1
713.000/669.000 Da
□ Baseline □ Missed
□ Wrong Peak

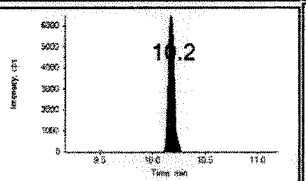

13c-pfdoda
615.000/570.000 Da
□ Baseline □ Missed
□ Wrong Peak

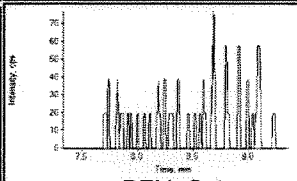

PFHpS 1
449.400/80.000 Da
□ Baseline □ Missed
□ Wrong Peak

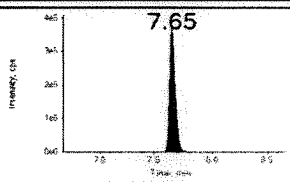

18o-pfhs
403.000/103.000 Da
□ Baseline □ Missed
□ Wrong Peak

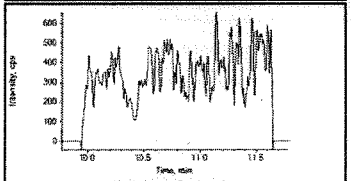

NMeFOSE 1
616.200/58.800 Da
□ Baseline □ Missed
□ Wrong Peak

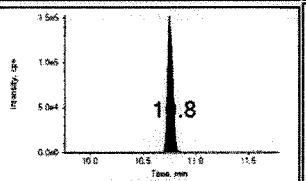

d7-NMeFOSE
623.000/59.000 Da
□ Baseline □ Missed
□ Wrong Peak

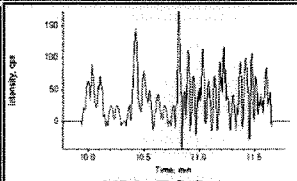

NMeFOSA 1
512.200/169.300 Da
□ Baseline □ Missed
□ Wrong Peak

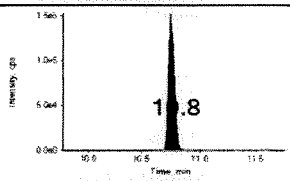

d7-NMeFOSE
623.000/59.000 Da
□ Baseline □ Missed
□ Wrong Peak

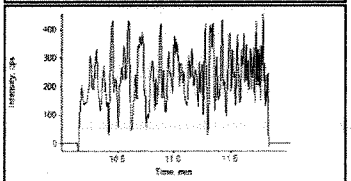

NEtFOSE 1
630.200/59.000 Da
□ Baseline □ Missed
□ Wrong Peak

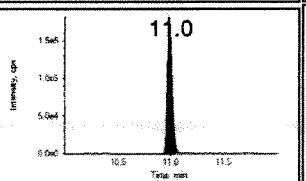

d9-EtFOSE
639.000/59.000 Da
□ Baseline □ Missed
□ Wrong Peak

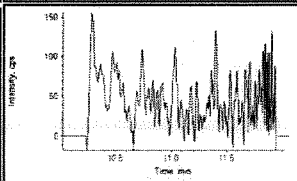

NEtFOSA 1
526.200/169.000 Da
□ Baseline □ Missed
□ Wrong Peak

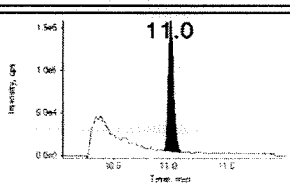

d5-NEtFOSA
531.000/169.000 Da
□ Baseline □ Missed
□ Wrong Peak

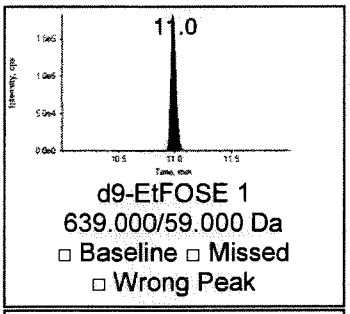

d9-EtFOSE 1
639.000/59.000 Da
□ Baseline □ Missed
□ Wrong Peak

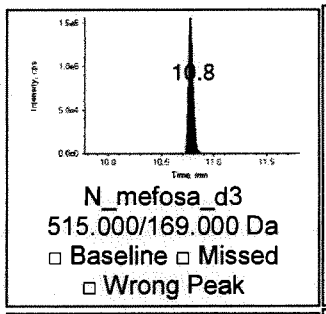

N_mefosa_d3
515.000/169.000 Da
□ Baseline □ Missed
□ Wrong Peak

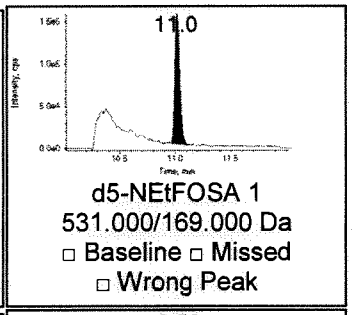

d5-NEtFOSA 1
531.000/169.000 Da
□ Baseline □ Missed
□ Wrong Peak

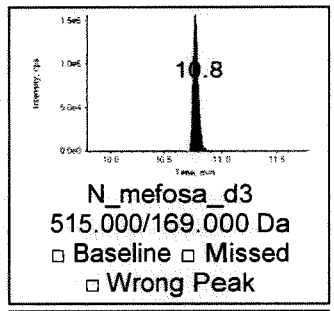

N_mefosa_d3
515.000/169.000 Da
□ Baseline □ Missed
□ Wrong Peak

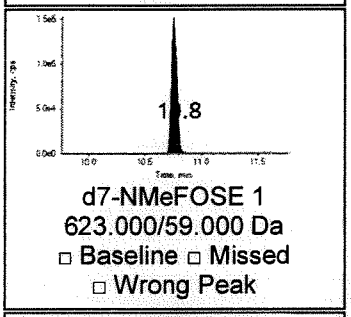

d7-NMeFOSE 1
623.000/59.000 Da
□ Baseline □ Missed
□ Wrong Peak

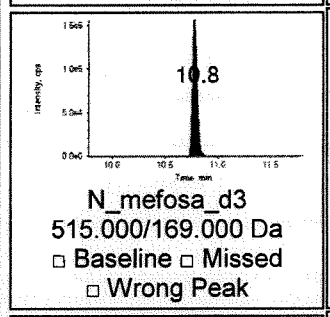

N_mefosa_d3
515.000/169.000 Da
□ Baseline □ Missed
□ Wrong Peak

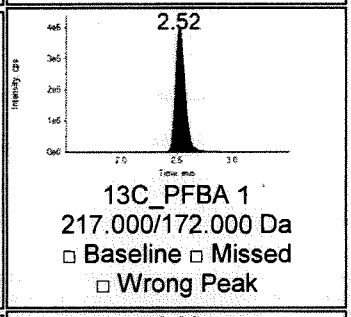

13C_PFBA 1
217.000/172.000 Da
□ Baseline □ Missed
□ Wrong Peak

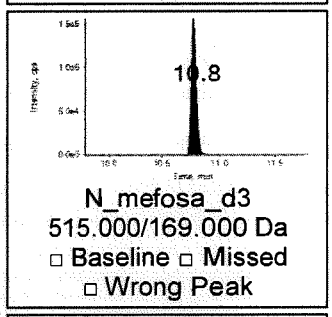

N_mefosa_d3
515.000/169.000 Da
□ Baseline □ Missed
□ Wrong Peak

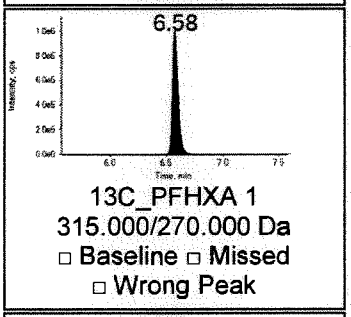

13C_PFHXA 1
315.000/270.000 Da
□ Baseline □ Missed
□ Wrong Peak

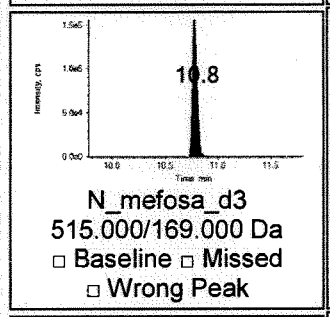

N_mefosa_d3
515.000/169.000 Da
□ Baseline □ Missed
□ Wrong Peak

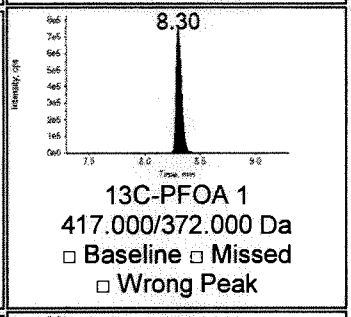

13C-PFOA 1
417.000/372.000 Da
□ Baseline □ Missed
□ Wrong Peak

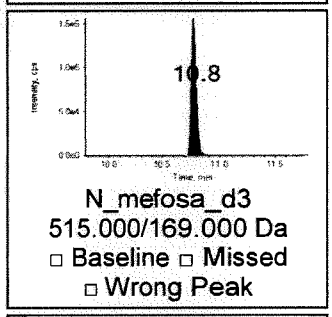

N_mefosa_d3
515.000/169.000 Da
□ Baseline □ Missed
□ Wrong Peak

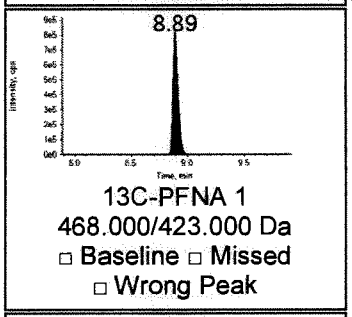

13C-PFNA 1
468.000/423.000 Da
□ Baseline □ Missed
□ Wrong Peak

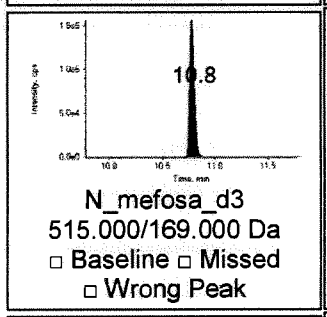

N_mefosa_d3
515.000/169.000 Da
□ Baseline □ Missed
□ Wrong Peak

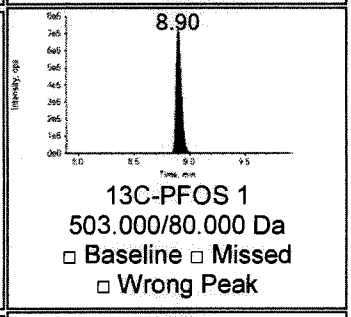

13C-PFOS 1
503.000/80.000 Da
□ Baseline □ Missed
□ Wrong Peak

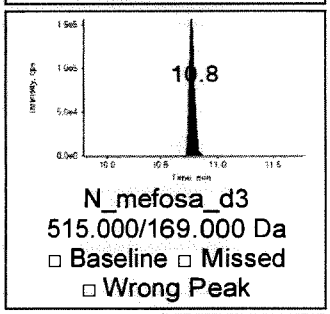

N_mefosa_d3
515.000/169.000 Da
□ Baseline □ Missed
□ Wrong Peak

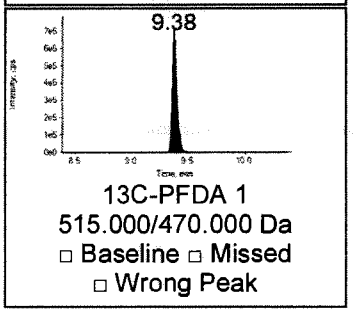

13C-PFDA 1
515.000/470.000 Da
□ Baseline □ Missed
□ Wrong Peak

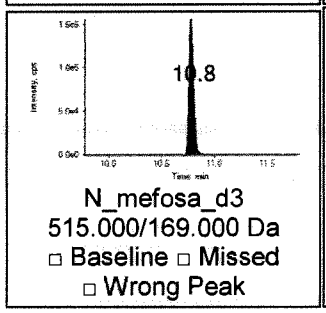

N_mefosa_d3
515.000/169.000 Da
□ Baseline □ Missed
□ Wrong Peak

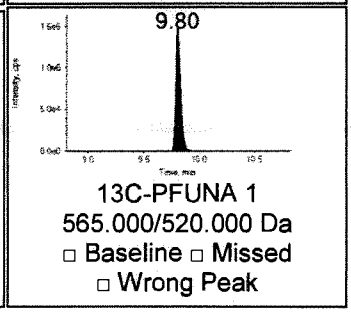

13C-PFUNA 1
565.000/520.000 Da
□ Baseline □ Missed
□ Wrong Peak

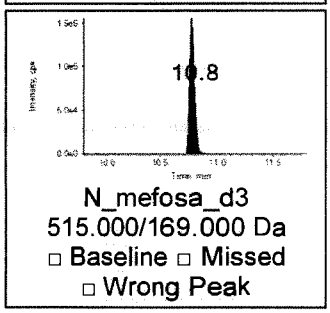

N_mefosa_d3
515.000/169.000 Da
□ Baseline □ Missed
□ Wrong Peak

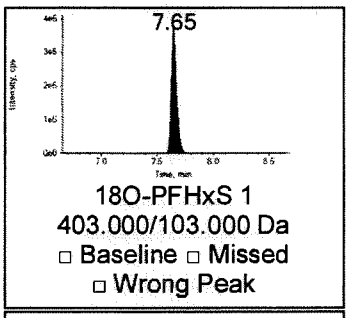

18O-PFHxS 1
403.000/103.000 Da
□ Baseline □ Missed
□ Wrong Peak

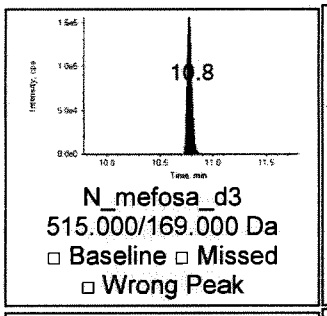

N_mefosa_d3
515.000/169.000 Da
□ Baseline □ Missed
□ Wrong Peak

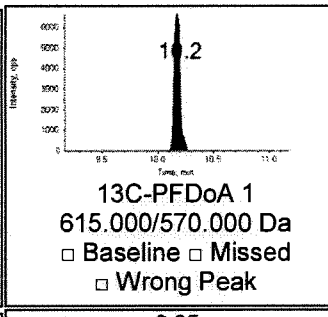

13C-PFDoA 1
615.000/570.000 Da
□ Baseline □ Missed
□ Wrong Peak

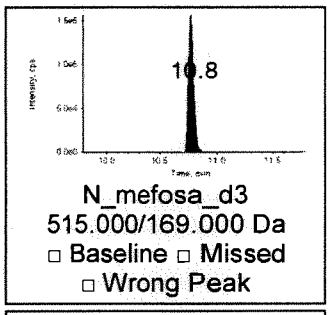

N_mefosa_d3
515.000/169.000 Da
□ Baseline □ Missed
□ Wrong Peak

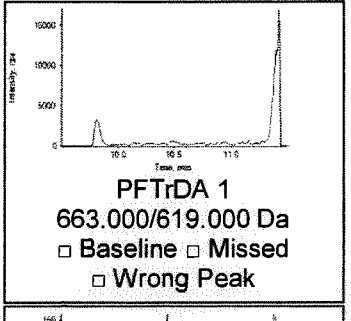

PFTrDA 1
663.000/619.000 Da
□ Baseline □ Missed
□ Wrong Peak

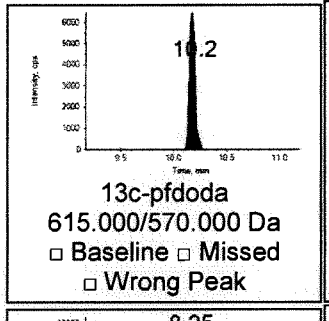

13c-pfdoda
615.000/570.000 Da
□ Baseline □ Missed
□ Wrong Peak

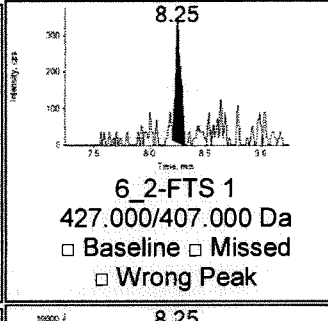

6_2-FTS 1
427.000/407.000 Da
□ Baseline □ Missed
□ Wrong Peak

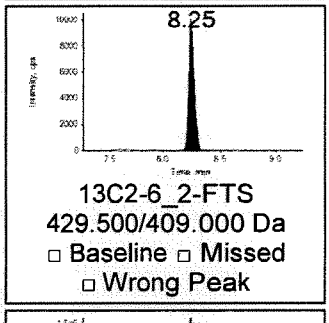

13C2-6_2-FTS
429.500/409.000 Da
□ Baseline □ Missed
□ Wrong Peak

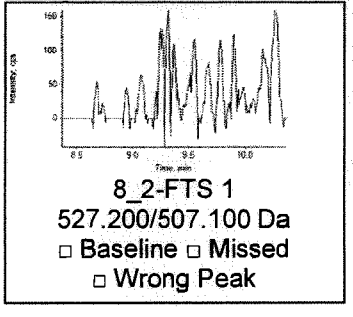

8_2-FTS 1
527.200/507.100 Da
□ Baseline □ Missed
□ Wrong Peak

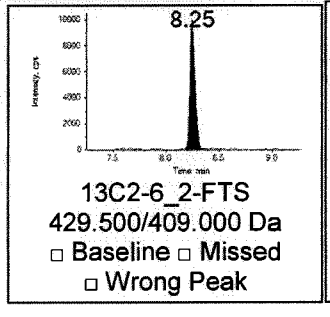

13C2-6_2-FTS
429.500/409.000 Da
□ Baseline □ Missed
□ Wrong Peak

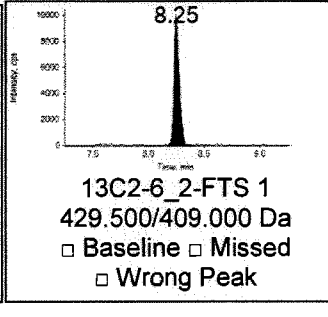

13C2-6_2-FTS 1
429.500/409.000 Da
□ Baseline □ Missed
□ Wrong Peak

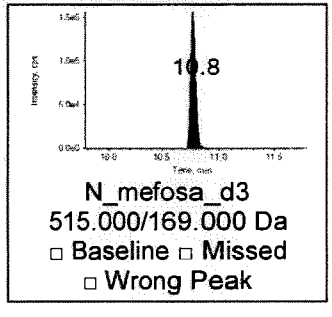

N_mefosa_d3
515.000/169.000 Da
□ Baseline □ Missed
□ Wrong Peak

Ion Ratio Confirmation

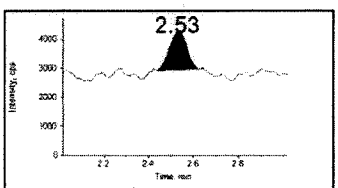

Pfba 2
Mod? No
□ Baseline □ Missed
□ Wrong Peak

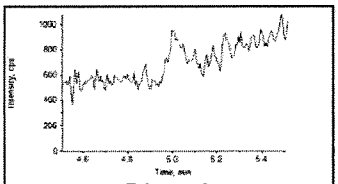

Pfpea 2
Mod? No
□ Baseline □ Missed
□ Wrong Peak

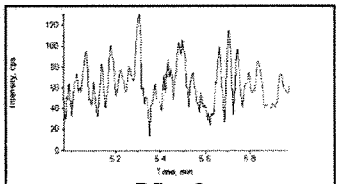

Pfbs 2
Mod? No
□ Baseline □ Missed
□ Wrong Peak

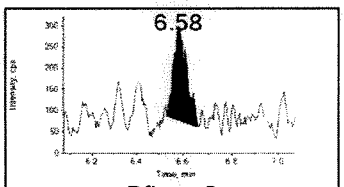

Pfhxa 2
Mod? No
□ Baseline □ Missed
□ Wrong Peak

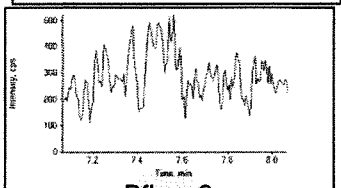

Pfhpa 2
Mod? No
□ Baseline □ Missed
□ Wrong Peak

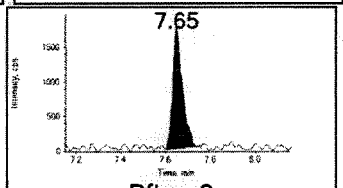

Pfhxs 2
Mod? No
□ Baseline □ Missed
□ Wrong Peak

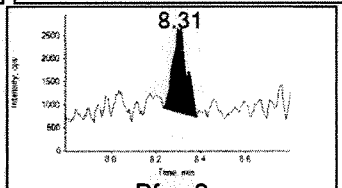

Pfoa 2
Mod? No
□ Baseline □ Missed
□ Wrong Peak

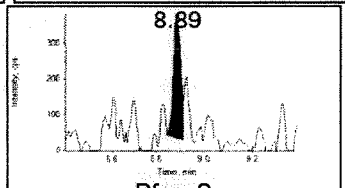

Pfna 2
Mod? No
□ Baseline □ Missed
□ Wrong Peak

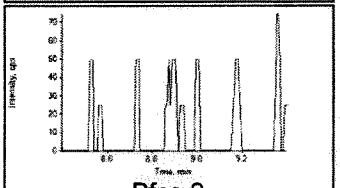

Pfos 2
Mod? No
□ Baseline □ Missed
□ Wrong Peak

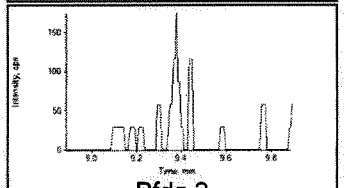

Pfda 2
Mod? No
□ Baseline □ Missed
□ Wrong Peak

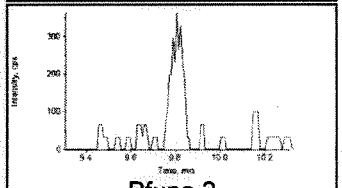

Pfuna 2
Mod? No
□ Baseline □ Missed
□ Wrong Peak

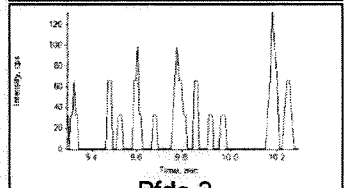

Pfds 2
Mod? No
□ Baseline □ Missed
□ Wrong Peak

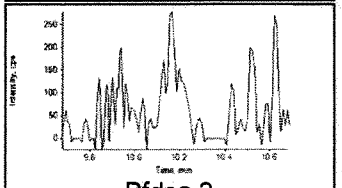

Pfdoa 2
Mod? No
□ Baseline □ Missed
□ Wrong Peak

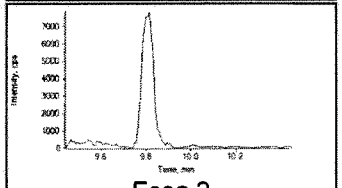

Fosa 2
Mod? No
□ Baseline □ Missed
□ Wrong Peak

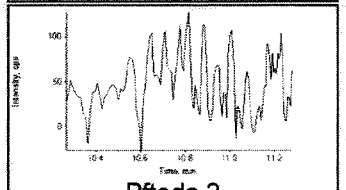

Pfteda 2
Mod? No
□ Baseline □ Missed
□ Wrong Peak

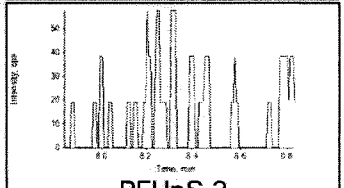

PFHpS 2
Mod? No
□ Baseline □ Missed
□ Wrong Peak

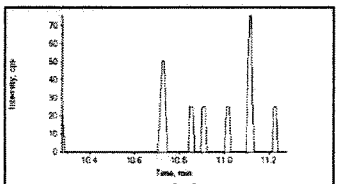

NMeFOSE 2
Mod? No
□ Baseline □ Missed
□ Wrong Peak

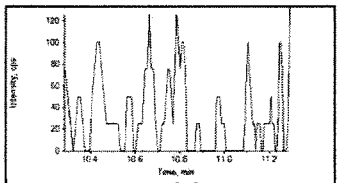

NMeFOSA 2
Mod? No
□ Baseline □ Missed
□ Wrong Peak

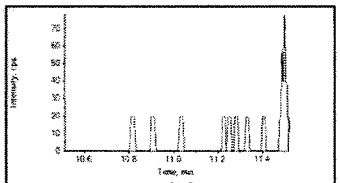

NEtFOSE 2
Mod? No
□ Baseline □ Missed
□ Wrong Peak

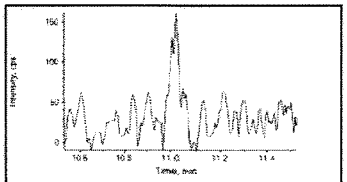

NEtFOSA 2
Mod? No
□ Baseline □ Missed
□ Wrong Peak

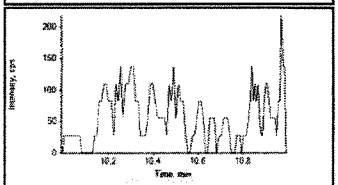

PFTrDA 2
Mod? No
□ Baseline □ Missed
□ Wrong Peak

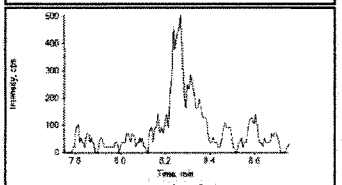

6_2-FTS 2
Mod? No
□ Baseline □ Missed
□ Wrong Peak

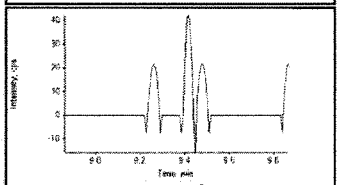

8_2-FTS 2
Mod? No
□ Baseline □ Missed
□ Wrong Peak

Project	Ewan's Projects\PFCs	**Result Table**	050116.rdb
Data File	050116\1050.wiff	**Algorithm Used**	MQL
Acquisition Method	PFC_090315 schedule mrm.dam	**Instrument Name**	LCMS02

Sample Name	PFC 1ppb	**Injection Vial**	20006
Acquisition Date	5/2/2016 1:56:48 AM	**Injection Volume**	10
Acquisition Method	PFC_090315 schedule mrm.dam	**Sample Type**	Quality Control
Sample ID	15-OLC-02-45F	**Dilution Factor**	1.00

Results Summary

Analyte Name	Analyte RT (Expected)	IS Name	IS Area	Analyte Area	Exp Conc (ng/mL)	Calc. Conc (ng/mL)	Accuracy (%)	Mod?
Pfba 1	2.53 (2.53)	13c_pfba	1807533	365393	1.00	1.1880	119	No
Pfpea 1	5.01 (5.01)	13c_pfhxa	2728656	348070	1.00	1.1100	111	No
Pfbs 1	5.47 (5.47)	18o-pfhs	886937	627716	1.00	1.1640	116	No
Pfhxa 1	6.57 (6.57)	13c_pfhxa	2728656	573257	1.00	1.2020	120	No
Pfhpa 1	7.56 (7.57)	13c_pfhxa	2728656	648325	1.00	1.1820	118	No
Pfhxs 1	7.65 (7.65)	18o-pfhs	886937	591639	1.00	1.1810	118	No
Pfoa 1	8.30 (8.29)	13c-pfoa	1952911	234758	1.00	1.1280	113	No
Pfna 1	8.89 (8.89)	13c-pfna	2177686	473728	1.00	1.2040	120	No
Pfos 1	8.90 (8.90)	13c-pfos	1841615	378496	1.00	1.0990	110	No
Pfda 1	9.38 (9.38)	13c-pfda	1712495	378675	1.00	1.1840	118	No
Pfuna 1	9.80 (9.80)	13c-pfuna	363164	234428	1.00	1.1920	119	No
Pfds 1	9.78 (9.79)	13c-pfos	1841615	443951	1.00	1.1350	113	No
Pfdoa 1	10.20 (10.20)	13c-pfdoda	22875	253647	1.00	1.0100	101	No
Fosa 1	9.93 (9.93)	d5-NEtFOSA	422889	443631	1.00	1.1360	114	No
Pfteda 1	10.80 (10.80)	13c-pfdoda	22875	126465	1.00	1.0070	101	No
PFHpS 1	8.33 (8.33)	18o-pfhs	886937	46766	1.00	1.1840	118	No
NMeFOSE 1	10.80 (10.80)	d7-NMeFOSE	371059	117217	1.00	1.4340	143	No
NMeFOSA 1	10.80 (10.80)	d7-NMeFOSE	371059	59337	1.00	1.3250	132	No
NEtFOSE 1	11.00 (11.00)	d9-EtFOSE	543955	130112	1.00	1.1910	119	No
NEtFOSA 1	11.00 (11.00)	d5-NEtFOSA	422889	81839	1.00	1.0700	107	No
d9-EtFOSE 1	11.00 (11.00)	N_mefosa d3	418181	543955	5.00	4.7870	96	No
d5-NEtFOSA 1	11.00 (11.00)	N_mefosa d3	418181	422889	5.00	4.9020	98	No
d7-NMeFOSE 1	10.80 (10.80)	N_mefosa d3	418181	371059	5.00	4.2270	85	No

MAY 12 2016

Analyte Name	Analyte RT (Expected)	IS Name	IS Area	Analyte Area	Exp Conc (ng/mL)	Calc. Conc (ng/mL)	Accuracy (%)	Mod?
13C_PFBA 1	2.52 (2.51)	N_mefosa d3	418181	1807533	5.00	4.8370	97	No
13C_PFHXA 1	6.57 (6.57)	N_mefosa d3	418181	2728656	5.00	5.0480	101	No
13C-PFOA 1	8.29 (8.29)	N_mefosa d3	418181	1952911	5.00	4.9740	100	No
13C-PFNA 1	8.89 (8.89)	N_mefosa d3	418181	2177686	5.00	5.1600	103	No
13C-PFOS 1	8.90 (8.90)	N_mefosa d3	418181	1841615	5.00	5.0550	101	No
13C-PFDA 1	9.38 (9.39)	N_mefosa d3	418181	1712495	5.00	4.8920	98	No
13C-PFUNA 1	9.80 (9.81)	N_mefosa d3	418181	363164	5.00	5.1630	103	No
18O-PFHxS 1	7.65 (7.65)	N_mefosa d3	418181	886937	5.00	4.8930	98	No
13C-PFDoA 1	10.20 (10.20)	N_mefosa d3	418181	22624	5.00	5.1030	102	No
PFTrDA 1	10.50 (10.50)	13c-pfdoda	22875	278217	1.00	1.0660	107	No
6_2-FTS 1	8.25 (8.23)	13C2-6_2-FTS	29769	91970	1.00	0.9260	93	No
8_2-FTS 1	9.36 (9.36)	13C2-6_2-FTS	29769	91449	1.00	0.9340	93	No
13C2-6_2-FTS 1	8.24 (8.25)	N_mefosa d3	418181	29769	5.00	5.3760	108	No

IRC Summary

Analyte Peak Name	RT (Exp RT)	Area	Modified?	Ratio Confirms ID
Pfba 2	2.53 (2.53)	365708	No	YES
Pfpea 2	5.01 (5.01)	349118	No	YES
Pfbs 2	5.47 (5.46)	251942	No	YES
Pfhxa 2	6.57 (6.57)	51768	No	YES
Pfhpa 2	7.57 (7.57)	252757	No	YES
Pfhxs 2	7.65 (7.65)	227971	No	YES
Pfoa 2	8.30 (8.29)	442198	No	YES
Pfna 2	8.89 (8.89)	126525	No	YES
Pfos 2	8.90 (8.90)	125524	No	YES
Pfda 2	9.38 (9.38)	67608	No	YES
Pfuna 2	9.80 (9.80)	70497	No	YES
Pfds 2	9.79 (9.79)	137233	No	YES
Pfdoa 2	10.20 (10.20)	82280	No	YES

Analyte Peak Name	RT (Exp RT)	Area	Modified?	Ratio Confirms ID
Fosa 2	9.93 (9.93)	10429	No	YES
Pfteda 2	10.80 (10.80)	34006	No	YES
PFHpS 2	8.33 (8.33)	20582	No	YES
NMeFOSE 2	10.80 (10.80)	922	No	YES
NMeFOSA 2	10.80 (10.80)	59250	No	YES
NEtFOSE 2	11.00 (11.00)	712	No	YES
NEtFOSA 2	11.00 (11.00)	58421	No	YES
PFTrDA 2	10.50 (10.50)	65403	No	YES
6_2-FTS 2	8.25 (8.24)	127483	No	YES
8_2-FTS 2	9.37 (9.35)	9498	No	YES

Quantitative Peak Review — PFC 1ppb 15-OLC-02-45F

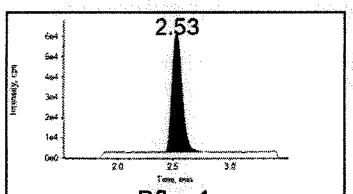

Pfba 1
213.000/169.000 Da
□ Baseline □ Missed
□ Wrong Peak

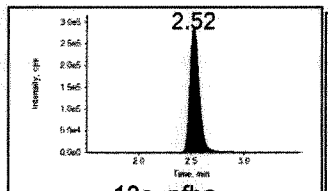

13c_pfba
217.000/172.000 Da
□ Baseline □ Missed
□ Wrong Peak

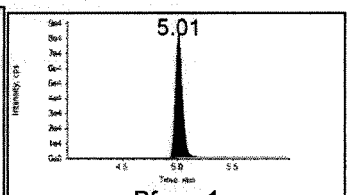

Pfpea 1
263.000/219.000 Da
□ Baseline □ Missed
□ Wrong Peak

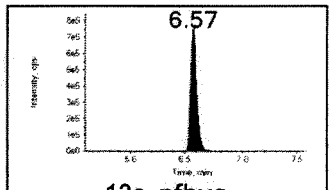

13c_pfhxa
315.000/270.000 Da
□ Baseline □ Missed
□ Wrong Peak

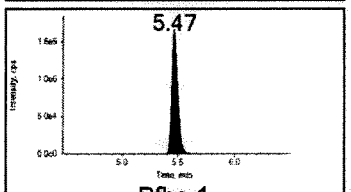

Pfbs 1
299.000/80.000 Da
□ Baseline □ Missed
□ Wrong Peak

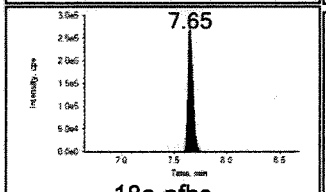

18o-pfhs
403.000/103.000 Da
□ Baseline □ Missed
□ Wrong Peak

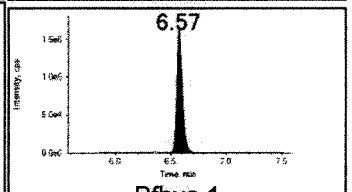

Pfhxa 1
313.000/269.000 Da
□ Baseline □ Missed
□ Wrong Peak

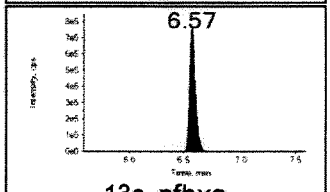

13c_pfhxa
315.000/270.000 Da
□ Baseline □ Missed
□ Wrong Peak

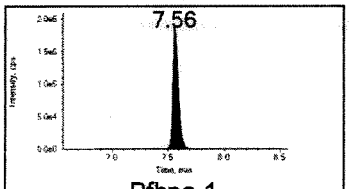

Pfhpa 1
363.000/319.000 Da
□ Baseline □ Missed
□ Wrong Peak

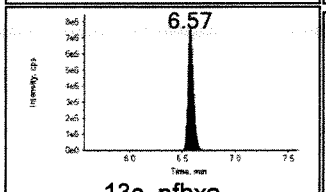

13c_pfhxa
315.000/270.000 Da
□ Baseline □ Missed
□ Wrong Peak

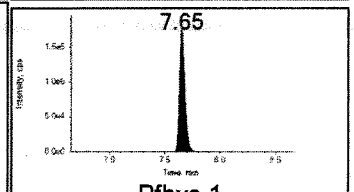

Pfhxs 1
399.000/80.000 Da
□ Baseline □ Missed
□ Wrong Peak

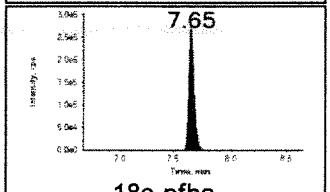

18o-pfhs
403.000/103.000 Da
□ Baseline □ Missed
□ Wrong Peak

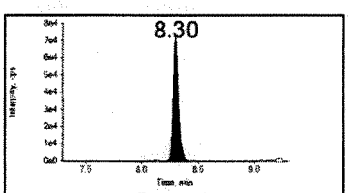

Pfoa 1
413.000/169.000 Da
□ Baseline □ Missed
□ Wrong Peak

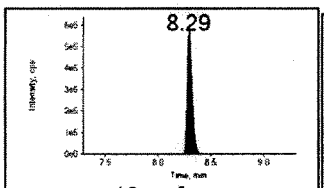

13c-pfoa
417.000/372.000 Da
□ Baseline □ Missed
□ Wrong Peak

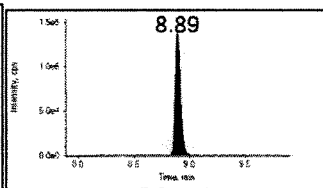

Pfna 1
463.000/419.000 Da
□ Baseline □ Missed
□ Wrong Peak

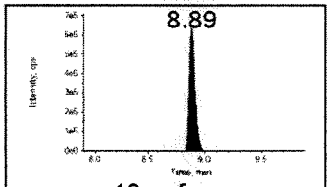

13c-pfna
468.000/423.000 Da
□ Baseline □ Missed
□ Wrong Peak

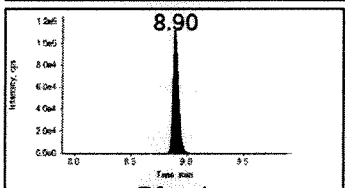

Pfos 1
499.000/80.000 Da
□ Baseline □ Missed
□ Wrong Peak

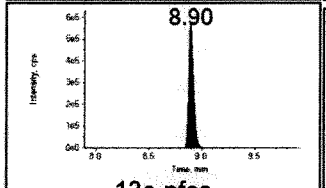

13c-pfos
503.000/80.000 Da
□ Baseline □ Missed
□ Wrong Peak

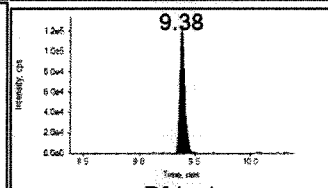

Pfda 1
513.000/469.000 Da
□ Baseline □ Missed
□ Wrong Peak

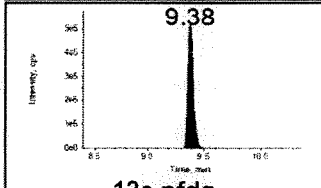

13c-pfda
515.000/470.000 Da
□ Baseline □ Missed
□ Wrong Peak

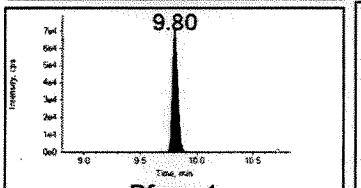

Pfuna 1
563.000/519.000 Da
□ Baseline □ Missed
□ Wrong Peak

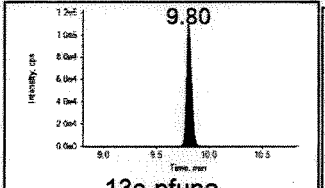

13c-pfuna
565.000/520.000 Da
□ Baseline □ Missed
□ Wrong Peak

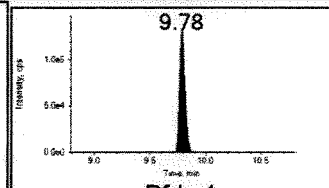

Pfds 1
599.000/80.000 Da
□ Baseline □ Missed
□ Wrong Peak

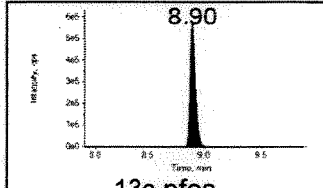

13c-pfos
503.000/80.000 Da
□ Baseline □ Missed
□ Wrong Peak

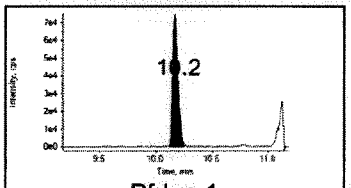

Pfdoa 1
613.000/569.000 Da
□ Baseline □ Missed
□ Wrong Peak

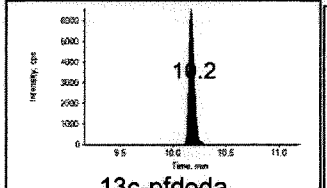

13c-pfdoda
615.000/570.000 Da
□ Baseline □ Missed
□ Wrong Peak

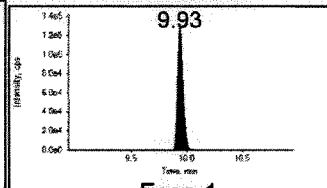

Fosa 1
498.000/78.000 Da
□ Baseline □ Missed
□ Wrong Peak

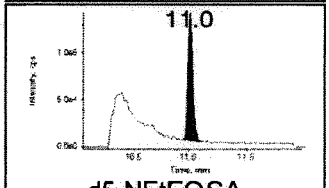

d5-NEtFOSA
531.000/169.000 Da
□ Baseline □ Missed
□ Wrong Peak

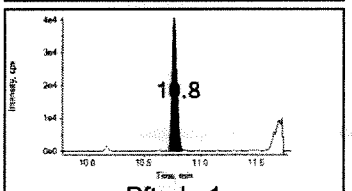

Pfteda 1
713.000/669.000 Da
□ Baseline □ Missed
□ Wrong Peak

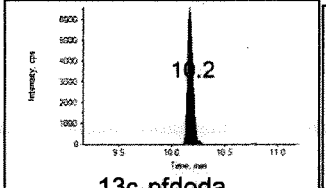

13c-pfdoda
615.000/570.000 Da
□ Baseline □ Missed
□ Wrong Peak

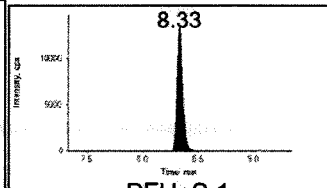

PFHpS 1
449.400/80.000 Da
□ Baseline □ Missed
□ Wrong Peak

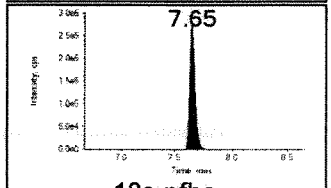

18o-pfhs
403.000/103.000 Da
□ Baseline □ Missed
□ Wrong Peak

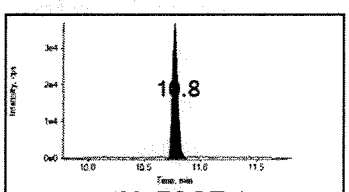

NMeFOSE 1
616.200/58.800 Da
□ Baseline □ Missed
□ Wrong Peak

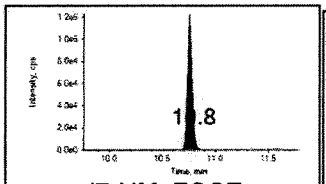

d7-NMeFOSE
623.000/59.000 Da
□ Baseline □ Missed
□ Wrong Peak

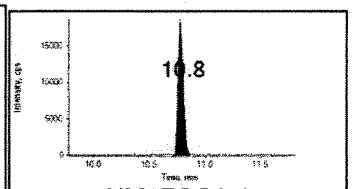

NMeFOSA 1
512.200/169.300 Da
□ Baseline □ Missed
□ Wrong Peak

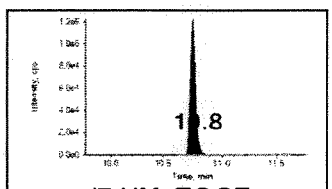

d7-NMeFOSE
623.000/59.000 Da
□ Baseline □ Missed
□ Wrong Peak

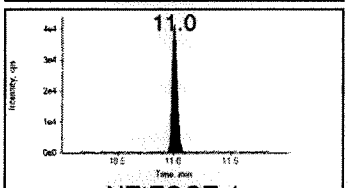

NEtFOSE 1
630.200/59.000 Da
□ Baseline □ Missed
□ Wrong Peak

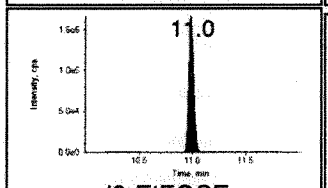

d9-EtFOSE
639.000/59.000 Da
□ Baseline □ Missed
□ Wrong Peak

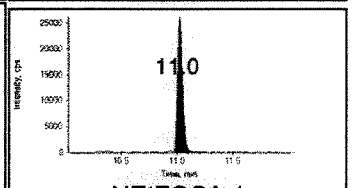

NEtFOSA 1
526.200/169.000 Da
□ Baseline □ Missed
□ Wrong Peak

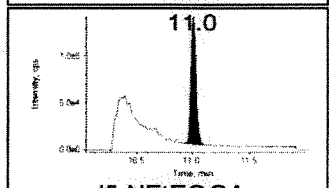

d5-NEtFOSA
531.000/169.000 Da
□ Baseline □ Missed
□ Wrong Peak

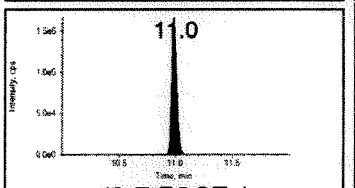

d9-EtFOSE 1
639.000/59.000 Da
□ Baseline □ Missed
□ Wrong Peak

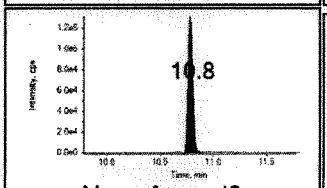

N_mefosa_d3
515.000/169.000 Da
□ Baseline □ Missed
□ Wrong Peak

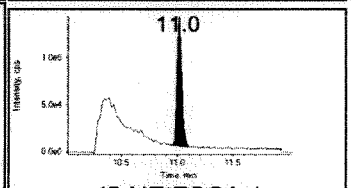

d5-NEtFOSA 1
531.000/169.000 Da
□ Baseline □ Missed
□ Wrong Peak

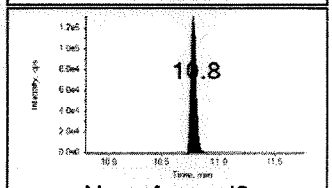

N_mefosa_d3
515.000/169.000 Da
□ Baseline □ Missed
□ Wrong Peak

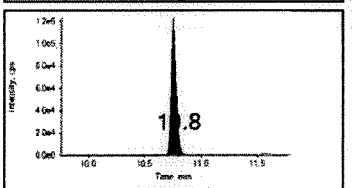

d7-NMeFOSE 1
623.000/59.000 Da
□ Baseline □ Missed
□ Wrong Peak

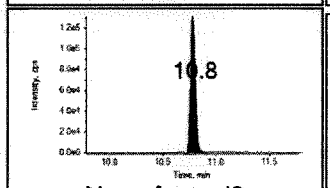

N_mefosa_d3
515.000/169.000 Da
□ Baseline □ Missed
□ Wrong Peak

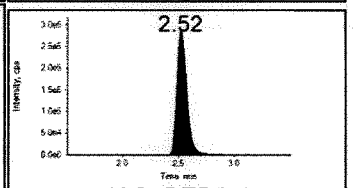

13C_PFBA 1
217.000/172.000 Da
□ Baseline □ Missed
□ Wrong Peak

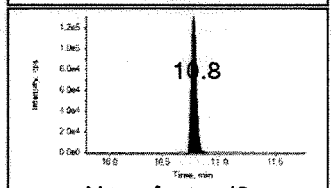

N_mefosa_d3
515.000/169.000 Da
□ Baseline □ Missed
□ Wrong Peak

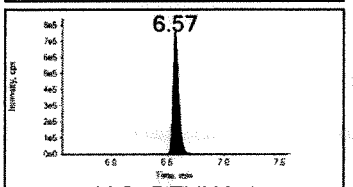

13C_PFHXA 1
315.000/270.000 Da
□ Baseline □ Missed
□ Wrong Peak

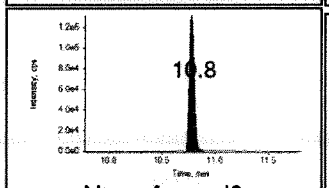

N_mefosa_d3
515.000/169.000 Da
□ Baseline □ Missed
□ Wrong Peak

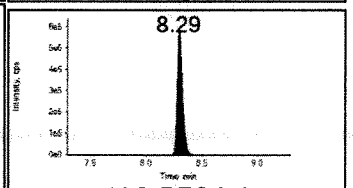

13C-PFOA 1
417.000/372.000 Da
□ Baseline □ Missed
□ Wrong Peak

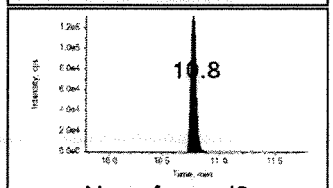

N_mefosa_d3
515.000/169.000 Da
□ Baseline □ Missed
□ Wrong Peak

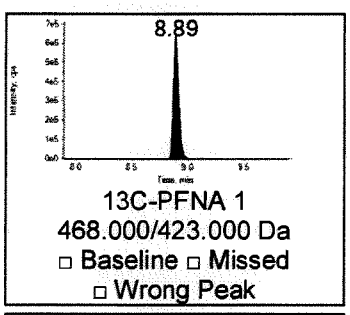

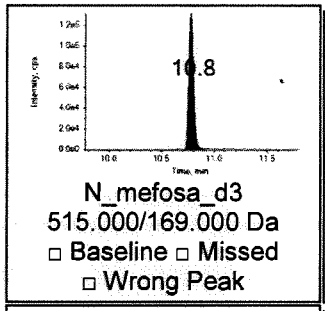

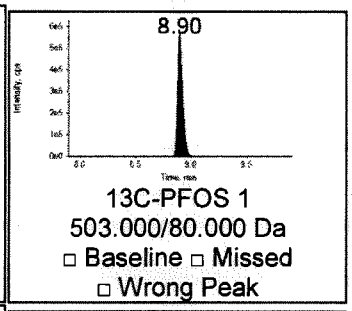

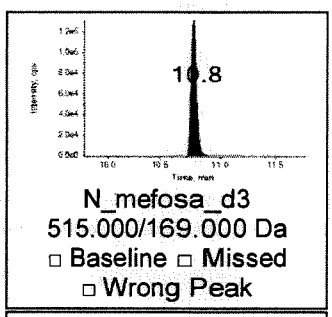

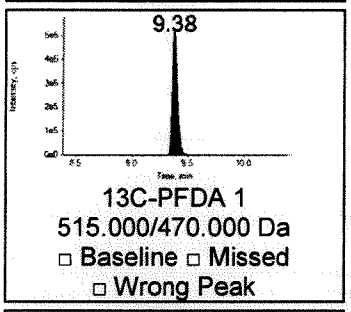

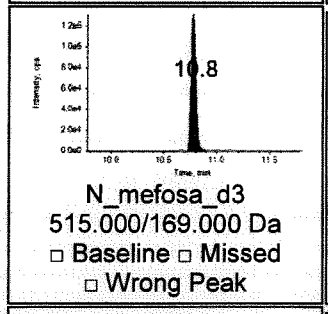

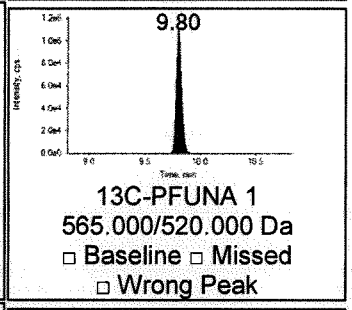

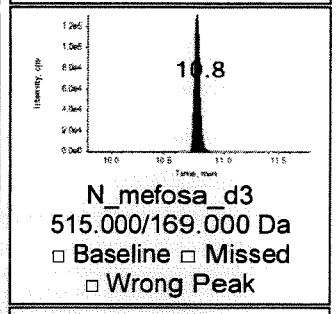

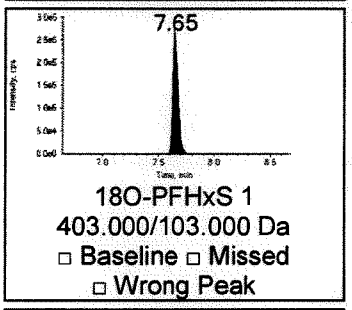

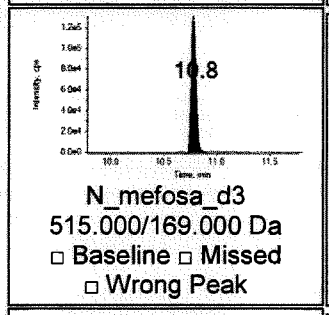

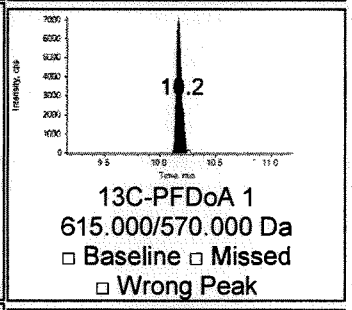

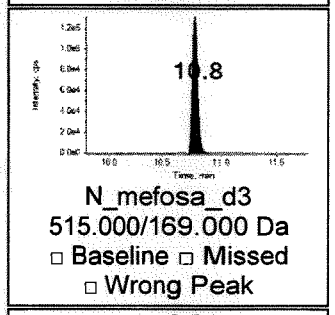

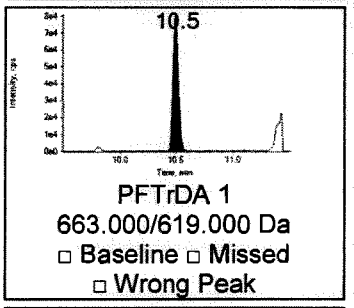

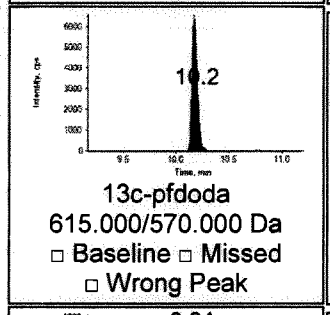

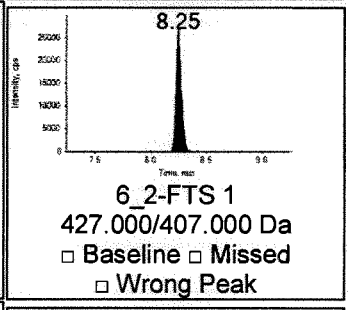

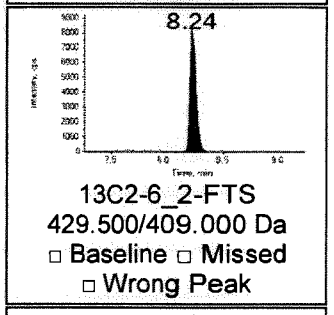

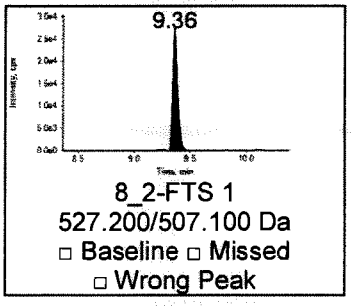

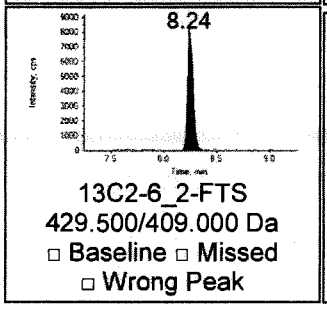

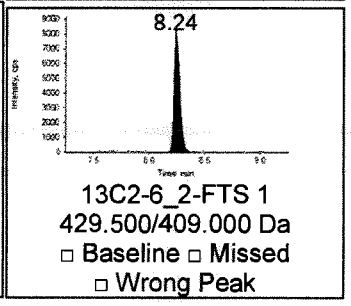

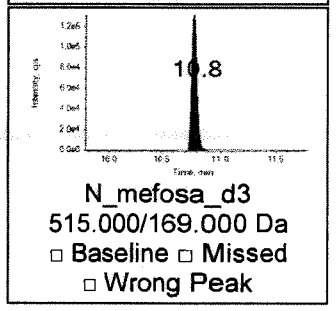

Ion Ratio Confirmation

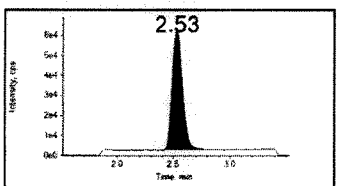

Pfba 2
Mod?
□ Baseline □ Missed
□ Wrong Peak

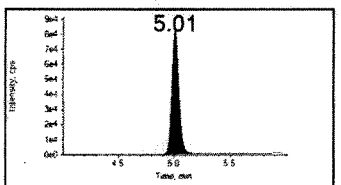

Pfpea 2
Mod?
□ Baseline □ Missed
□ Wrong Peak

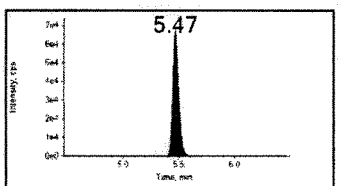

Pfbs 2
Mod?
□ Baseline □ Missed
□ Wrong Peak

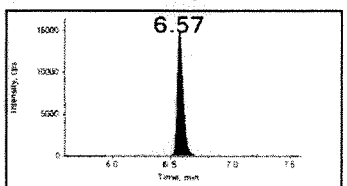

Pfhxa 2
Mod?
□ Baseline □ Missed
□ Wrong Peak

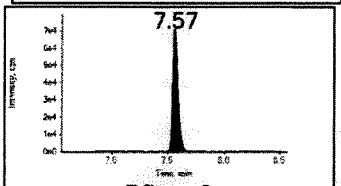

Pfhpa 2
Mod?
□ Baseline □ Missed
□ Wrong Peak

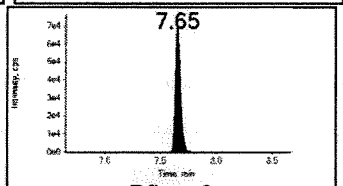

Pfhxs 2
Mod?
□ Baseline □ Missed
□ Wrong Peak

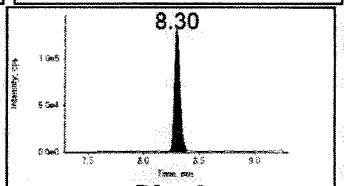

Pfoa 2
Mod?
□ Baseline □ Missed
□ Wrong Peak

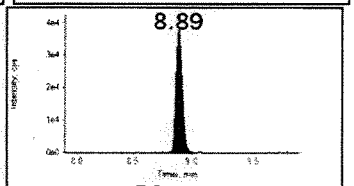

Pfna 2
Mod?
□ Baseline □ Missed
□ Wrong Peak

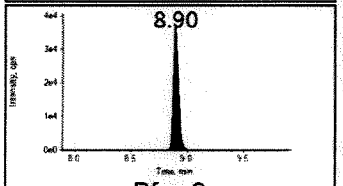

Pfos 2
Mod?
□ Baseline □ Missed
□ Wrong Peak

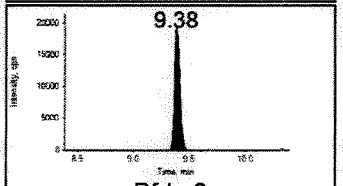

Pfda 2
Mod?
□ Baseline □ Missed
□ Wrong Peak

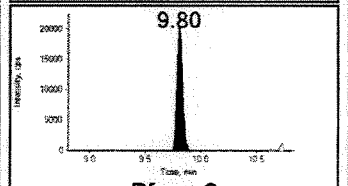

Pfuna 2
Mod?
□ Baseline □ Missed
□ Wrong Peak

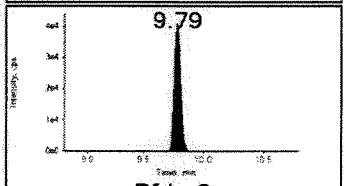

Pfds 2
Mod?
□ Baseline □ Missed
□ Wrong Peak

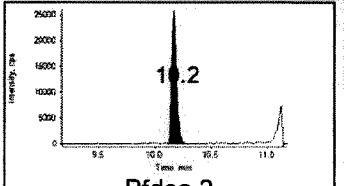

Pfdoa 2
Mod?
□ Baseline □ Missed
□ Wrong Peak

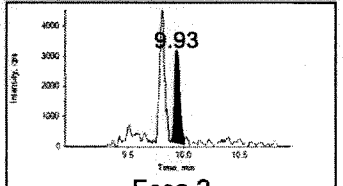

Fosa 2
Mod?
□ Baseline □ Missed
□ Wrong Peak

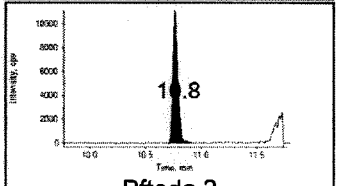

Pfteda 2
Mod?
□ Baseline □ Missed
□ Wrong Peak

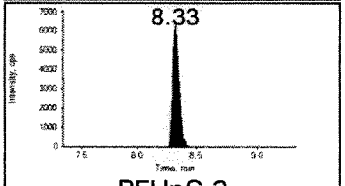

PFHpS 2
Mod?
□ Baseline □ Missed
□ Wrong Peak

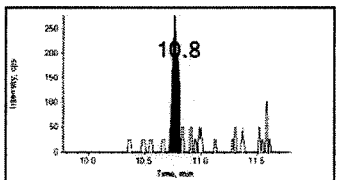

NMeFOSE 2
Mod?
□ Baseline □ Missed
□ Wrong Peak

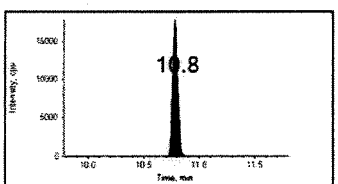

NMeFOSA 2
Mod?
□ Baseline □ Missed
□ Wrong Peak

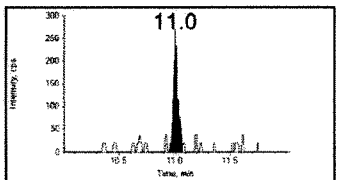

NEtFOSE 2
Mod?
□ Baseline □ Missed
□ Wrong Peak

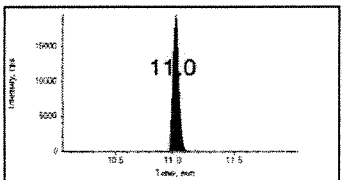

NEtFOSA 2
Mod?
□ Baseline □ Missed
□ Wrong Peak

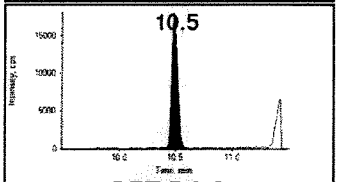

PFTrDA 2
Mod?
□ Baseline □ Missed
□ Wrong Peak

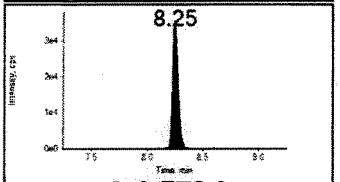

6_2-FTS 2
Mod?
□ Baseline □ Missed
□ Wrong Peak

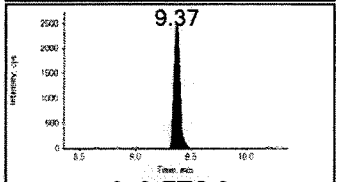

8_2-FTS 2
Mod?
□ Baseline □ Missed
□ Wrong Peak

Project	Ewan's Projects\PFCs
Data File	050116\1051.wiff
Result Table	050116.rdb
Instrument Name	LCMS02

Sample Name	IB	**Injection Volume**	10
Acquisition Date	5/2/2016 2:14:37 AM	**Sample Type**	Unknown
Acquisition Method	PFC_090315 schedule mrm.dam	**Dilution Factor**	1.00
Injection Vial	1	**Weight to Volume**	0.00

Results Summary

Analyte Name	IS Name	IS Area	Analyte RT (Exp RT)	Analyte Area	Calc. Conc (ng/mL)	Modified?
Pfba 1	13c_pfba	2383366	2.53 (2.53)	10584	0.0260	No
Pfpea 1	13c_pfhxa	3585338	0.00 (5.01)	0	N/A	No
Pfbs 1	18o-pfhs	1202503	0.00 (5.48)	0	N/A	No
Pfhxa 1	13c_pfhxa	3585338	6.56 (6.57)	10107	0.0160	No
Pfhpa 1	13c_pfhxa	3585338	0.00 (7.56)	0	N/A	No
Pfhxs 1	18o-pfhs	1202503	7.66 (7.66)	11954	0.0180	No
Pfoa 1	13c-pfoa	2626621	8.31 (8.31)	4633	0.0170	No
Pfna 1	13c-pfna	2891346	0.00 (8.90)	0	N/A	No
Pfos 1	13c-pfos	2322724	0.00 (8.90)	0	N/A	No
Pfda 1	13c-pfda	2352322	0.00 (9.38)	0	N/A	No
Pfuna 1	13c-pfuna	468063	9.81 (9.81)	4300	0.0170	No
Pfds 1	13c-pfos	2322724	0.00 (9.80)	0	N/A	No
Pfdoa 1	13c-pfdoda	27873	10.20 (10.20)	1808	0.0060	No
Fosa 1	d5-NEtFOSA	475547	9.94 (9.94)	1784	0.0040	No
Pfteda 1	13c-pfdoda	27873	0.00 (10.80)	0	N/A	No
PFHpS 1	18o-pfhs	1202503	0.00 (8.34)	0	N/A	No
NMeFOSE 1	d7-NMeFOSE	542206	0.00 (10.80)	0	N/A	No
NMeFOSA 1	d7-NMeFOSE	542206	0.00 (10.80)	0	N/A	No
NEtFOSE 1	d9-EtFOSE	609254	0.00 (11.00)	0	N/A	No
NEtFOSA 1	d5-NEtFOSA	475547	0.00 (11.00)	0	N/A	No

MAY 12 2016

Analyte Name	IS Name	IS Area	Analyte RT (Exp RT)	Analyte Area	Calc. Conc (ng/mL)	Modified?
d9-EtFOSE 1	N_mefosa_d3	486924	11.00 (11.00)	609254	4.6040	No
d5-NEtFOSA 1	N_mefosa_d3	486924	11.00 (11.00)	475547	4.7340	No
d7-NMeFOSE 1	N_mefosa_d3	486924	10.80 (10.80)	542206	5.3040	No
13C_PFBA 1	N_mefosa_d3	486924	2.52 (2.51)	2383366	5.4770	No
13C_PFHXA 1	N_mefosa_d3	486924	6.57 (6.57)	3585338	5.6960	No
13C-PFOA 1	N_mefosa_d3	486924	8.31 (8.30)	2626621	5.7460	No
13C-PFNA 1	N_mefosa_d3	486924	8.90 (8.89)	2891346	5.8840	No
13C-PFOS 1	N_mefosa_d3	486924	8.90 (8.90)	2322724	5.4760	No
13C-PFDA 1	N_mefosa_d3	486924	9.39 (9.39)	2352322	5.7710	No
13C-PFUNA 1	N_mefosa_d3	486924	9.81 (9.81)	468063	5.7150	No
18O-PFHxS 1	N_mefosa_d3	486924	7.66 (7.65)	1202503	5.6970	No
13C-PFDoA 1	N_mefosa_d3	486924	10.20 (10.20)	27937	5.4120	No
PFTrDA 1	13c-pfdoda	27873	0.00 (10.50)	0	N/A	No
6_2-FTS 1	13C2-6_2-FTS	31193	8.25 (8.25)	926	0.0090	No
8_2-FTS 1	13C2-6_2-FTS	31193	0.00 (9.38)	0	N/A	No
13C2-6_2-FTS 1	N_mefosa_d3	486924	8.25 (8.25)	31193	4.8380	No

IRC Summary

Analyte Peak Name	RT (Exp RT)	Area	Modified?	Calc (Exp) MRM Ratio	Ratio Confirms ID
Pfba 2	2.52 (2.53)	9967	No	0.94 (0.99)	YES
Pfpea 2	0.00 (5.01)	0	No	0.00 (1.01)	No
Pfbs 2	0.00 (5.47)	0	No	0.00 (0.41)	No
Pfhxa 2	6.57 (6.57)	990	No	0.10 (0.09)	YES
Pfhpa 2	0.00 (7.56)	0	No	0.00 (0.40)	No
Pfhxs 2	7.66 (7.66)	5083	No	0.43 (0.40)	YES
Pfoa 2	8.31 (8.31)	7749	No	1.67 (1.86)	YES
Pfna 2	8.89 (8.90)	812	No	0.00 (0.30)	No

Analyte Peak Name	RT (Exp RT)	Area	Modified?	Calc (Exp) MRM Ratio	Ratio Confirms ID
Pfos 2	0.00 (8.90)	0	No	0.00 (0.33)	No
Pfda 2	0.00 (9.38)	0	No	0.00 (0.20)	No
Pfuna 2	0.00 (9.81)	0	No	0.00 (0.33)	No
Pfds 2	0.00 (9.80)	0	No	0.00 (0.32)	No
Pfdoa 2	0.00 (10.20)	0	No	0.00 (0.29)	No
Fosa 2	0.00 (9.94)	0	No	0.00 (0.03)	No
Pfteda 2	0.00 (10.80)	0	No	0.00 (0.23)	No
PFHpS 2	0.00 (8.34)	0	No	0.00 (0.41)	No
NMeFOSE 2	0.00 (10.80)	0	No	0.00 (0.01)	No
NMeFOSA 2	0.00 (10.80)	0	No	0.00 (0.97)	No
NEtFOSE 2	0.00 (11.00)	0	No	0.00 (0.01)	No
NEtFOSA 2	0.00 (11.00)	0	No	0.00 (0.69)	No
PFTrDA 2	0.00 (10.50)	0	No	0.00 (0.24)	No
6_2-FTS 2	0.00 (8.25)	0	No	0.00 (1.30)	No
8_2-FTS 2	0.00 (9.37)	0	No	0.00 (0.10)	No

Quantitative Peak Review **IB** ***No data for Sample ID***

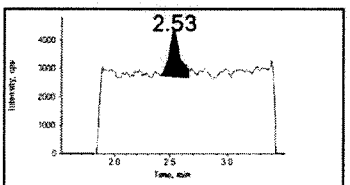

Pfba 1
213.000/169.000 Da
□ Baseline □ Missed
□ Wrong Peak

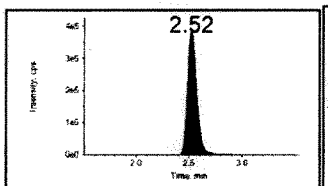

13c_pfba
217.000/172.000 Da
□ Baseline □ Missed
□ Wrong Peak

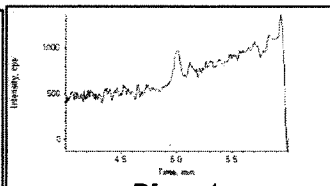

Pfpea 1
263.000/219.000 Da
□ Baseline □ Missed
□ Wrong Peak

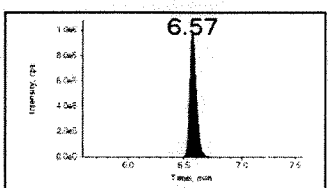

13c_pfhxa
315.000/270.000 Da
□ Baseline □ Missed
□ Wrong Peak

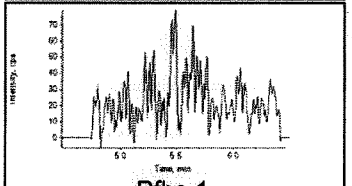

Pfbs 1
299.000/80.000 Da
□ Baseline □ Missed
□ Wrong Peak

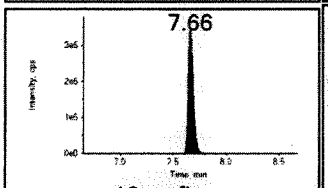

18o-pfhs
403.000/103.000 Da
□ Baseline □ Missed
□ Wrong Peak

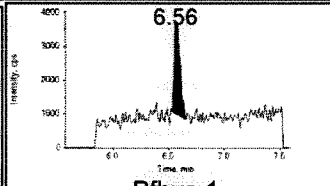

Pfhxa 1
313.000/269.000 Da
□ Baseline □ Missed
□ Wrong Peak

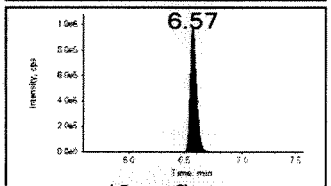

13c_pfhxa
315.000/270.000 Da
□ Baseline □ Missed
□ Wrong Peak

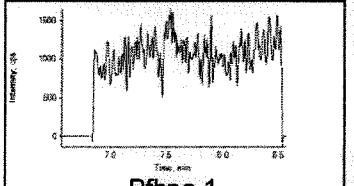

Pfhpa 1
363.000/319.000 Da
□ Baseline □ Missed
□ Wrong Peak

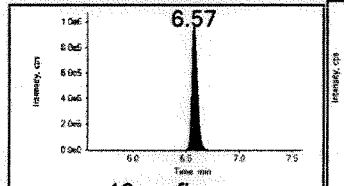

13c_pfhxa
315.000/270.000 Da
□ Baseline □ Missed
□ Wrong Peak

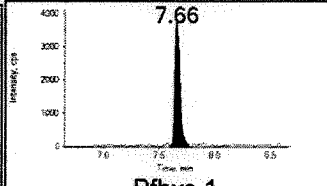

Pfhxs 1
399.000/80.000 Da
□ Baseline □ Missed
□ Wrong Peak

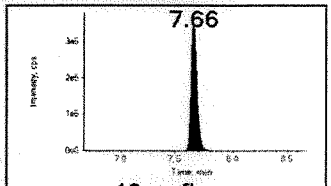

18o-pfhs
403.000/103.000 Da
□ Baseline □ Missed
□ Wrong Peak

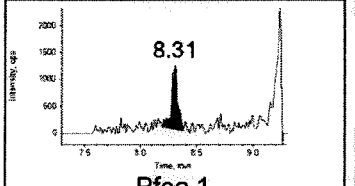

Pfoa 1
413.000/169.000 Da
□ Baseline □ Missed
□ Wrong Peak

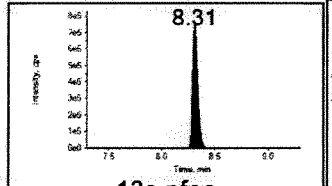

13c-pfoa
417.000/372.000 Da
□ Baseline □ Missed
□ Wrong Peak

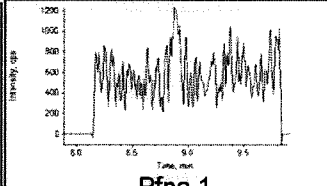

Pfna 1
463.000/419.000 Da
□ Baseline □ Missed
□ Wrong Peak

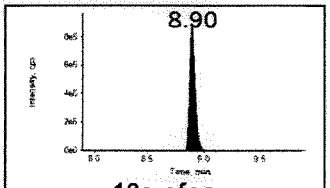

13c-pfna
468.000/423.000 Da
□ Baseline □ Missed
□ Wrong Peak

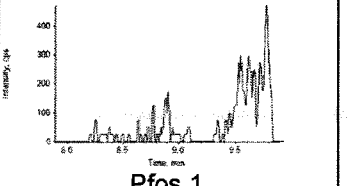

Pfos 1
499.000/80.000 Da
□ Baseline □ Missed
□ Wrong Peak

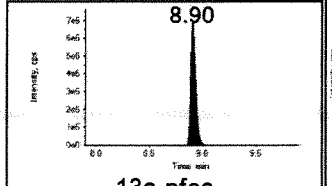

13c-pfos
503.000/80.000 Da
□ Baseline □ Missed
□ Wrong Peak

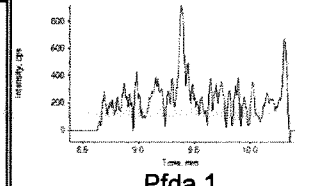

Pfda 1
513.000/469.000 Da
□ Baseline □ Missed
□ Wrong Peak

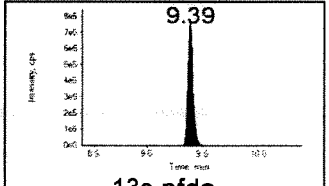

13c-pfda
515.000/470.000 Da
□ Baseline □ Missed
□ Wrong Peak

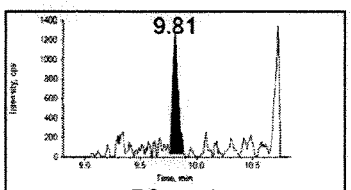

Pfuna 1
563.000/519.000 Da
□ Baseline □ Missed
□ Wrong Peak

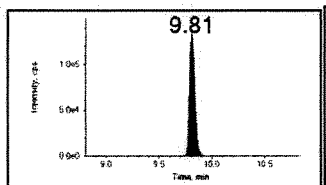

13c-pfuna
565.000/520.000 Da
□ Baseline □ Missed
□ Wrong Peak

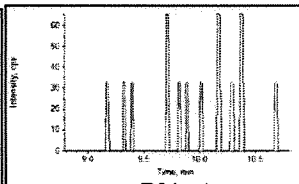

Pfds 1
599.000/80.000 Da
□ Baseline □ Missed
□ Wrong Peak

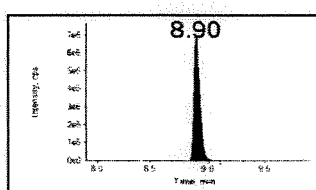

13c-pfos
503.000/80.000 Da
□ Baseline □ Missed
□ Wrong Peak

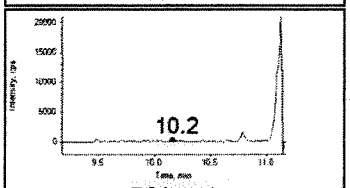

Pfdoa 1
613.000/569.000 Da
□ Baseline □ Missed
□ Wrong Peak

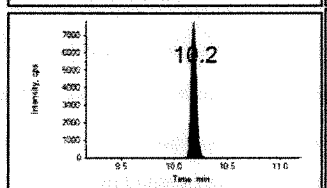

13c-pfdoda
615.000/570.000 Da
□ Baseline □ Missed
□ Wrong Peak

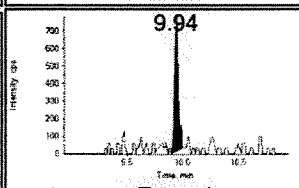

Fosa 1
498.000/78.000 Da
□ Baseline □ Missed
□ Wrong Peak

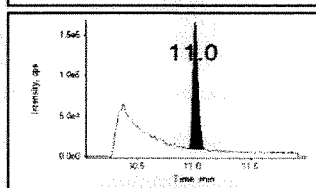

d5-NEtFOSA
531.000/169.000 Da
□ Baseline □ Missed
□ Wrong Peak

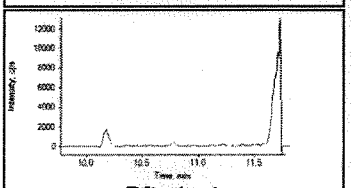

Pfteda 1
713.000/669.000 Da
□ Baseline □ Missed
□ Wrong Peak

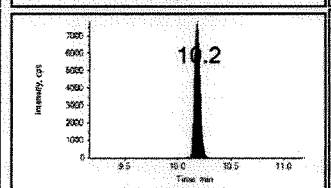

13c-pfdoda
615.000/570.000 Da
□ Baseline □ Missed
□ Wrong Peak

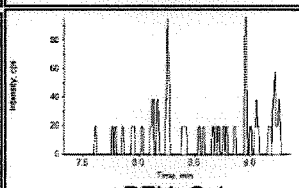

PFHpS 1
449.400/80.000 Da
□ Baseline □ Missed
□ Wrong Peak

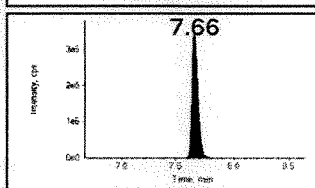

18o-pfhs
403.000/103.000 Da
□ Baseline □ Missed
□ Wrong Peak

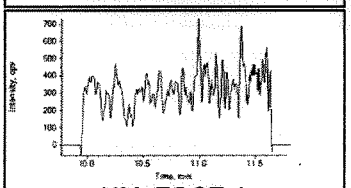

NMeFOSE 1
616.200/58.800 Da
□ Baseline □ Missed
□ Wrong Peak

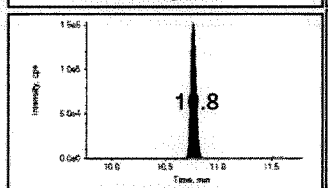

d7-NMeFOSE
623.000/59.000 Da
□ Baseline □ Missed
□ Wrong Peak

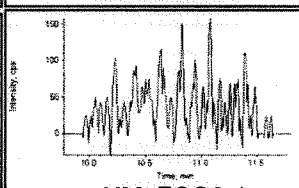

NMeFOSA 1
512.200/169.300 Da
□ Baseline □ Missed
□ Wrong Peak

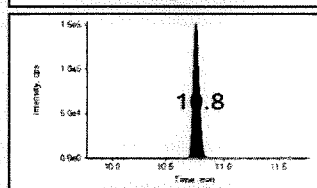

d7-NMeFOSE
623.000/59.000 Da
□ Baseline □ Missed
□ Wrong Peak

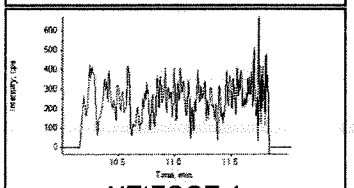

NEtFOSE 1
630.200/59.000 Da
□ Baseline □ Missed
□ Wrong Peak

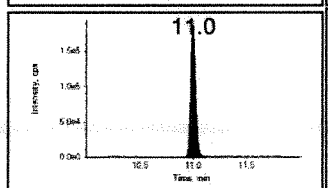

d9-EtFOSE
639.000/59.000 Da
□ Baseline □ Missed
□ Wrong Peak

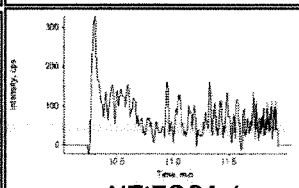

NEtFOSA 1
526.200/169.000 Da
□ Baseline □ Missed
□ Wrong Peak

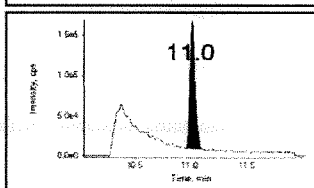

d5-NEtFOSA
531.000/169.000 Da
□ Baseline □ Missed
□ Wrong Peak

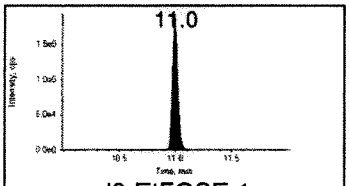

d9-EtFOSE 1
639.000/59.000 Da
□ Baseline □ Missed
□ Wrong Peak

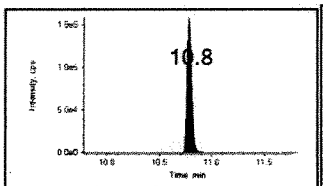

N_mefosa_d3
515.000/169.000 Da
□ Baseline □ Missed
□ Wrong Peak

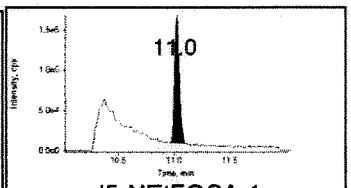

d5-NEtFOSA 1
531.000/169.000 Da
□ Baseline □ Missed
□ Wrong Peak

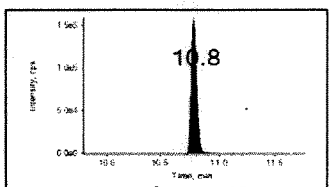

N_mefosa_d3
515.000/169.000 Da
□ Baseline □ Missed
□ Wrong Peak

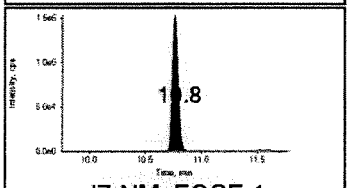

d7-NMeFOSE 1
623.000/59.000 Da
□ Baseline □ Missed
□ Wrong Peak

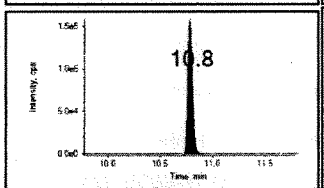

N_mefosa_d3
515.000/169.000 Da
□ Baseline □ Missed
□ Wrong Peak

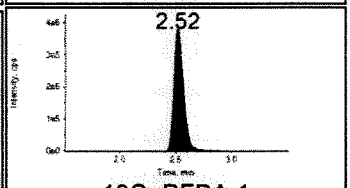

13C_PFBA 1
217.000/172.000 Da
□ Baseline □ Missed
□ Wrong Peak

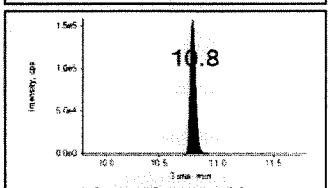

N_mefosa_d3
515.000/169.000 Da
□ Baseline □ Missed
□ Wrong Peak

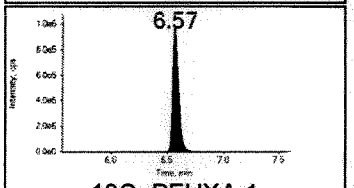

13C_PFHXA 1
315.000/270.000 Da
□ Baseline □ Missed
□ Wrong Peak

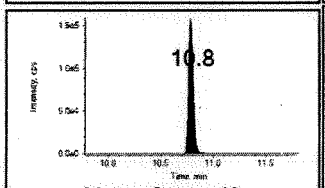

N_mefosa_d3
515.000/169.000 Da
□ Baseline □ Missed
□ Wrong Peak

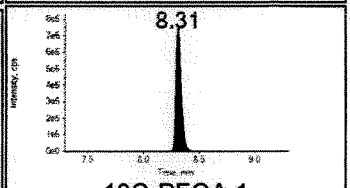

13C-PFOA 1
417.000/372.000 Da
□ Baseline □ Missed
□ Wrong Peak

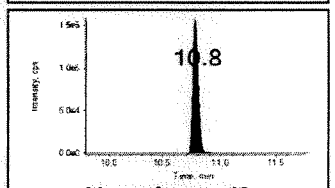

N_mefosa_d3
515.000/169.000 Da
□ Baseline □ Missed
□ Wrong Peak

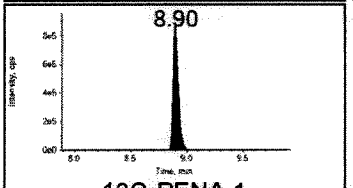

13C-PFNA 1
468.000/423.000 Da
□ Baseline □ Missed
□ Wrong Peak

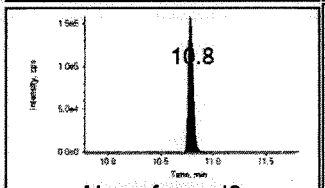

N_mefosa_d3
515.000/169.000 Da
□ Baseline □ Missed
□ Wrong Peak

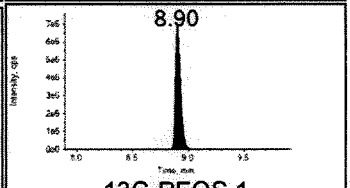

13C-PFOS 1
503.000/80.000 Da
□ Baseline □ Missed
□ Wrong Peak

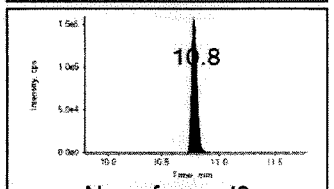

N_mefosa_d3
515.000/169.000 Da
□ Baseline □ Missed
□ Wrong Peak

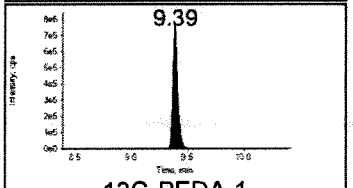

13C-PFDA 1
515.000/470.000 Da
□ Baseline □ Missed
□ Wrong Peak

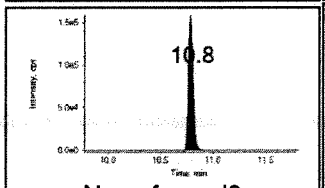

N_mefosa_d3
515.000/169.000 Da
□ Baseline □ Missed
□ Wrong Peak

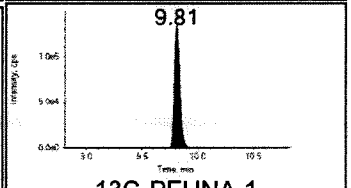

13C-PFUNA 1
565.000/520.000 Da
□ Baseline □ Missed
□ Wrong Peak

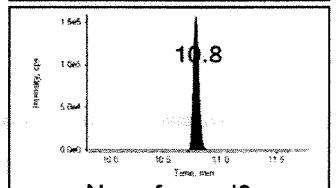

N_mefosa_d3
515.000/169.000 Da
□ Baseline □ Missed
□ Wrong Peak

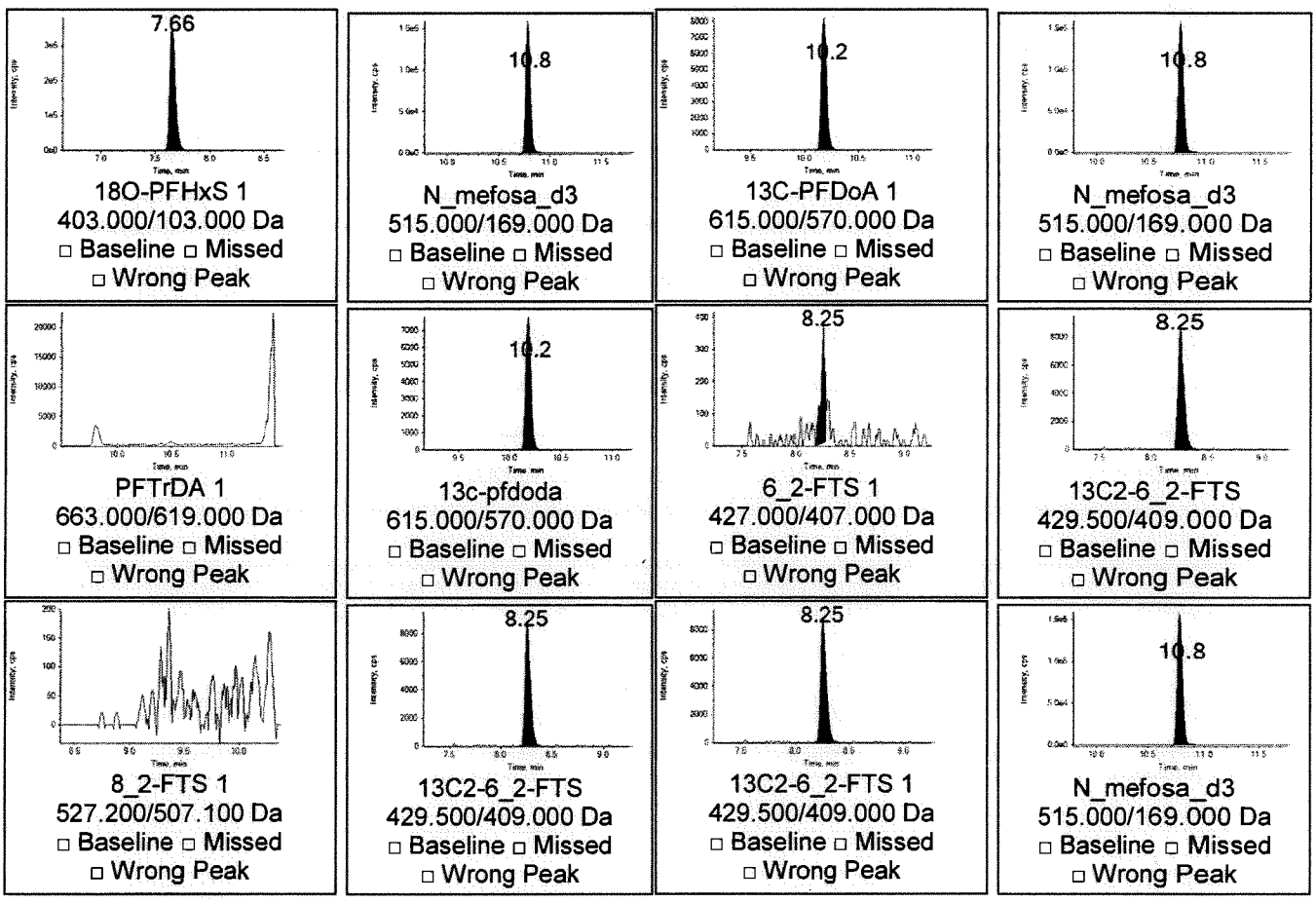

Ion Ratio Confirmation

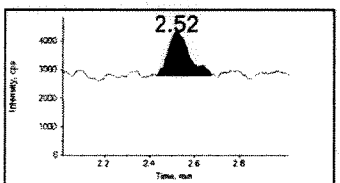

Pfba 2
Mod? No
□ Baseline □ Missed
□ Wrong Peak

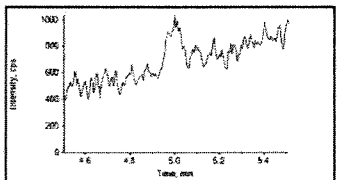

Pfpea 2
Mod? No
□ Baseline □ Missed
□ Wrong Peak

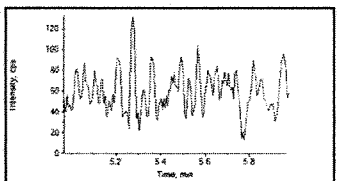

Pfbs 2
Mod? No
□ Baseline □ Missed
□ Wrong Peak

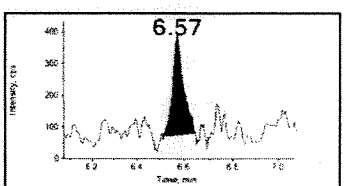

Pfhxa 2
Mod? No
□ Baseline □ Missed
□ Wrong Peak

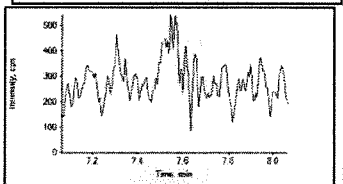

Pfhpa 2
Mod? No
□ Baseline □ Missed
□ Wrong Peak

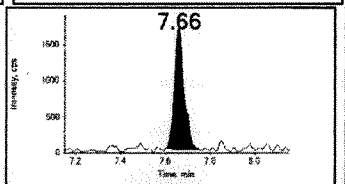

Pfhxs 2
Mod? No
□ Baseline □ Missed
□ Wrong Peak

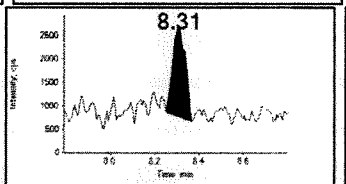

Pfoa 2
Mod? No
□ Baseline □ Missed
□ Wrong Peak

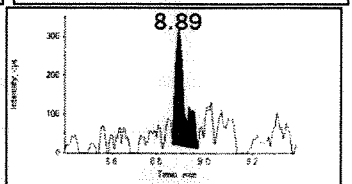

Pfna 2
Mod? No
□ Baseline □ Missed
□ Wrong Peak

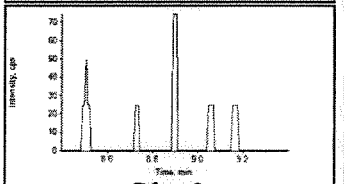

Pfos 2
Mod? No
□ Baseline □ Missed
□ Wrong Peak

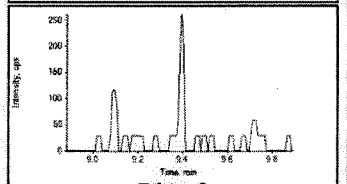

Pfda 2
Mod? No
□ Baseline □ Missed
□ Wrong Peak

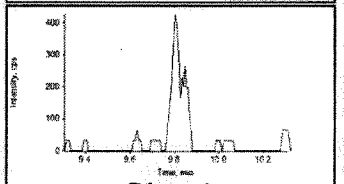

Pfuna 2
Mod? No
□ Baseline □ Missed
□ Wrong Peak

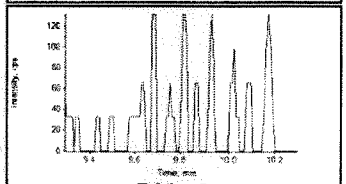

Pfds 2
Mod? No
□ Baseline □ Missed
□ Wrong Peak

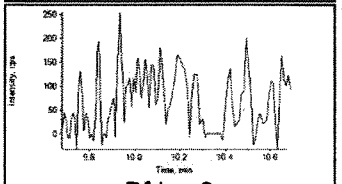

Pfdoa 2
Mod? No
□ Baseline □ Missed
□ Wrong Peak

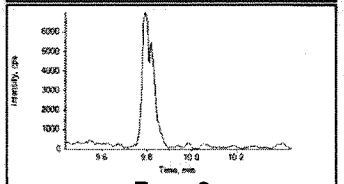

Fosa 2
Mod? No
□ Baseline □ Missed
□ Wrong Peak

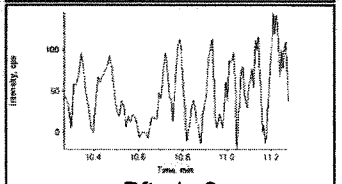

Pfteda 2
Mod? No
□ Baseline □ Missed
□ Wrong Peak

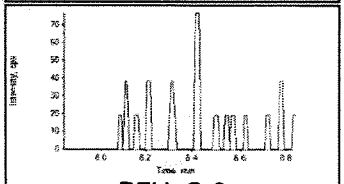

PFHpS 2
Mod? No
□ Baseline □ Missed
□ Wrong Peak

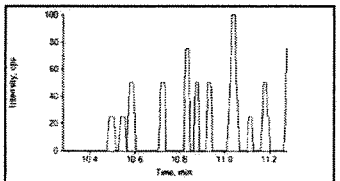

NMeFOSE 2
Mod? No
□ Baseline □ Missed
□ Wrong Peak

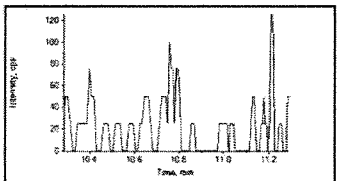

NMeFOSA 2
Mod? No
□ Baseline □ Missed
□ Wrong Peak

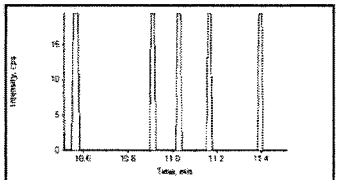

NEtFOSE 2
Mod? No
□ Baseline □ Missed
□ Wrong Peak

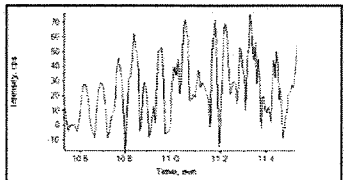

NEtFOSA 2
Mod? No
□ Baseline □ Missed
□ Wrong Peak

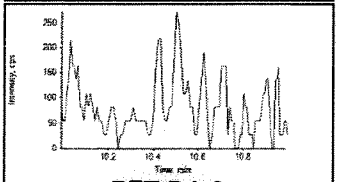

PFTrDA 2
Mod? No
□ Baseline □ Missed
□ Wrong Peak

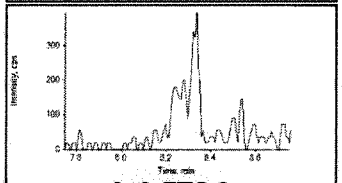

6_2-FTS 2
Mod? No
□ Baseline □ Missed
□ Wrong Peak

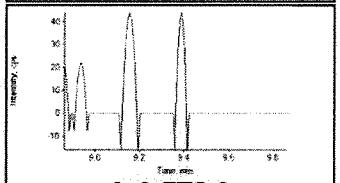

8_2-FTS 2
Mod? No
□ Baseline □ Missed
□ Wrong Peak

Project	Ewan's Projects\PFCs	**Result Table**	050116.rdb
Data File	050116\1061.wiff	**Algorithm Used**	MQL
Acquisition Method	PFC_090315 schedule mrm.dam	**Instrument Name**	LCMS02

Sample Name	PFC 1ppb	**Injection Vial**	20006
Acquisition Date	5/2/2016 5:12:58 AM	**Injection Volume**	10
Acquisition Method	PFC_090315 schedule mrm.dam	**Sample Type**	Quality Control
Sample ID	15-OLC-02-45F	**Dilution Factor**	1.00

Results Summary

Analyte Name	Analyte RT (Expected)	IS Name	IS Area	Analyte Area	Exp Conc (ng/mL)	Calc. Conc (ng/mL)	Accuracy (%)	Mod?
Pfba 1	2.54 (2.55)	13c_pfba	1854456	371135	1.00	1.1760	118	No
Pfpea 1	5.00 (5.00)	13c_pfhxa	2758097	354146	1.00	1.1170	112	No
Pfbs 1	5.46 (5.46)	18o-pfhs	896649	649438	1.00	1.1910	119	No
Pfhxa 1	6.56 (6.56)	13c_pfhxa	2758097	576790	1.00	1.1970	120	No
Pfhpa 1	7.55 (7.55)	13c_pfhxa	2758097	662073	1.00	1.1940	119	No
Pfhxs 1	7.64 (7.64)	18o-pfhs	896649	588580	1.00	1.1620	116	No
Pfoa 1	8.29 (8.29)	13c-pfoa	2000729	243606	1.00	1.1430	114	No
Pfna 1	8.88 (8.88)	13c-pfna	2179080	486513	1.00	1.2360	124	No
Pfos 1	8.89 (8.89)	13c-pfos	1846495	384073	1.00	1.1130	111	No
Pfda 1	9.38 (9.37)	13c-pfda	1787094	363962	1.00	1.0900	109	No
Pfuna 1	9.80 (9.79)	13c-pfuna	362022	241296	1.00	1.2300	123	No
Pfds 1	9.78 (9.78)	13c-pfos	1846495	452871	1.00	1.1540	115	No
Pfdoa 1	10.20 (10.20)	13c-pfdoda	21997	271579	1.00	1.1240	112	No
Fosa 1	9.93 (9.93)	d5-NEtFOSA	414338	447973	1.00	1.1710	117	No
Pfteda 1	10.80 (10.80)	13c-pfdoda	21997	130421	0.00	1.0800	N/A	No
PFHpS 1	8.32 (8.32)	18o-pfhs	896649	48639	1.00	1.2180	122	No
NMeFOSE 1	10.80 (10.80)	d7-NMeFOSE	402067	115489	1.00	1.3040	130	No
NMeFOSA 1	10.80 (10.80)	d7-NMeFOSE	402067	55977	1.00	1.1530	115	No
NEtFOSE 1	11.00 (11.00)	d9-EtFOSE	561189	129346	1.00	1.1470	115	No
NEtFOSA 1	11.00 (11.00)	d5-NEtFOSA	414338	86401	1.00	1.1530	115	No
d9-EtFOSE 1	11.00 (11.00)	N_mefosa d3	418122	561189	5.00	4.9390	99	No
d5-NEtFOSA 1	11.00 (11.00)	N_mefosa d3	418122	414338	5.00	4.8040	96	No
d7-NMeFOSE 1	10.70 (10.80)	N_mefosa d3	418122	402067	5.00	4.5800	92	No

MAY 12 2016

Analyte Name	Analyte RT (Expected)	IS Name	IS Area	Analyte Area	Exp Conc (ng/mL)	Calc. Conc (ng/mL)	Accuracy (%)	Mod?
13C_PFBA 1	2.54 (2.51)	N_mefosa d3	418122	1854456	5.00	4.9630	99	No
13C_PFHXA 1	6.56 (6.56)	N_mefosa d3	418122	2758097	5.00	5.1030	102	No
13C-PFOA 1	8.29 (8.29)	N_mefosa d3	418122	2000729	5.00	5.0970	102	No
13C-PFNA 1	8.88 (8.88)	N_mefosa d3	418122	2179080	5.00	5.1640	103	No
13C-PFOS 1	8.89 (8.89)	N_mefosa d3	418122	1846495	5.00	5.0690	101	No
13C-PFDA 1	9.37 (9.38)	N_mefosa d3	418122	1787094	5.00	5.1050	102	No
13C-PFUNA 1	9.79 (9.80)	N_mefosa d3	418122	362022	5.00	5.1480	103	No
18O-PFHxS 1	7.64 (7.65)	N_mefosa d3	418122	896649	5.00	4.9470	99	No
13C-PFDoA 1	10.20 (10.20)	N_mefosa d3	418122	22020	5.00	4.9670	99	No
PFTrDA 1	10.50 (10.50)	13c-pfdoda	21997	306230	1.00	1.2200	122	No
6_2-FTS 1	8.24 (8.23)	13C2-6_2-FTS	26731	99125	1.00	1.1110	111	No
8_2-FTS 1	9.35 (9.36)	13C2-6_2-FTS	26731	95860	1.00	1.0980	110	No
13C2-6_2-FTS 1	8.24 (8.24)	N_mefosa d3	418122	26731	5.00	4.8280	97	No

IRC Summary

Analyte Peak Name	RT (Exp RT)	Area	Modified?	Ratio Confirms ID
Pfba 2	2.54 (2.54)	367059	No	YES
Pfpea 2	5.00 (5.00)	353620	No	YES
Pfbs 2	5.46 (5.46)	259120	No	YES
Pfhxa 2	6.56 (6.56)	50671	No	YES
Pfhpa 2	7.55 (7.55)	255700	No	YES
Pfhxs 2	7.64 (7.64)	229216	No	YES
Pfoa 2	8.29 (8.29)	450974	No	YES
Pfna 2	8.88 (8.88)	136349	No	YES
Pfos 2	8.89 (8.89)	125533	No	YES
Pfda 2	9.37 (9.37)	71732	No	YES
Pfuna 2	9.80 (9.79)	72245	No	YES
Pfds 2	9.78 (9.78)	138890	No	YES
Pfdoa 2	10.20 (10.20)	73550	No	YES

Analyte Peak Name	RT (Exp RT)	Area	Modified?	Ratio Confirms ID
Fosa 2	9.92 (9.93)	10415	No	YES
Pfteda 2	10.80 (10.80)	33052	No	YES
PFHpS 2	8.33 (8.32)	19737	No	YES
NMeFOSE 2	10.80 (10.80)	833	No	No
NMeFOSA 2	10.80 (10.80)	57485	No	YES
NEtFOSE 2	11.00 (11.00)	811	No	YES
NEtFOSA 2	11.00 (11.00)	57168	No	YES
PFTrDA 2	10.50 (10.50)	69228	No	YES
6_2-FTS 2	8.24 (8.24)	117135	No	YES
8_2-FTS 2	9.35 (9.35)	9048	No	YES

Quantitative Peak Review — PFC 1ppb 15-OLC-02-45F

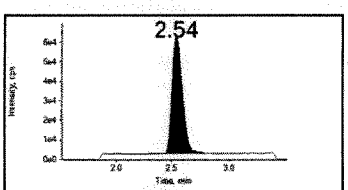

Pfba 1
213.000/169.000 Da
□ Baseline □ Missed
□ Wrong Peak

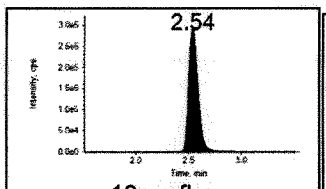

13c_pfba
217.000/172.000 Da
□ Baseline □ Missed
□ Wrong Peak

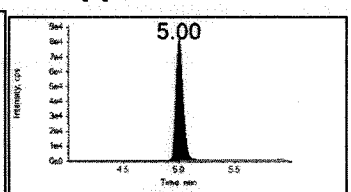

Pfpea 1
263.000/219.000 Da
□ Baseline □ Missed
□ Wrong Peak

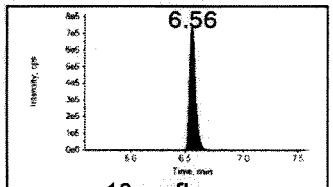

13c_pfhxa
315.000/270.000 Da
□ Baseline □ Missed
□ Wrong Peak

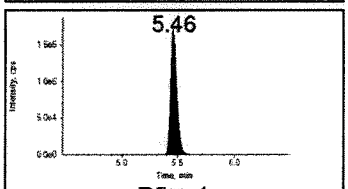

Pfbs 1
299.000/80.000 Da
□ Baseline □ Missed
□ Wrong Peak

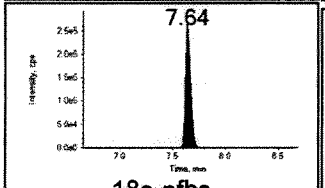

18o-pfhs
403.000/103.000 Da
□ Baseline □ Missed
□ Wrong Peak

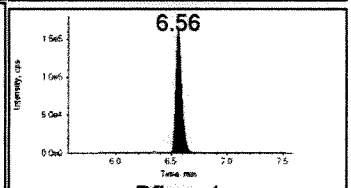

Pfhxa 1
313.000/269.000 Da
□ Baseline □ Missed
□ Wrong Peak

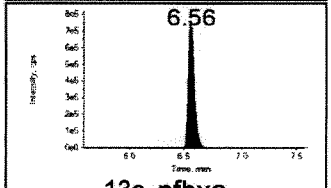

13c_pfhxa
315.000/270.000 Da
□ Baseline □ Missed
□ Wrong Peak

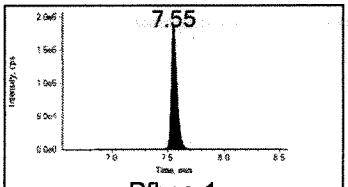

Pfhpa 1
363.000/319.000 Da
□ Baseline □ Missed
□ Wrong Peak

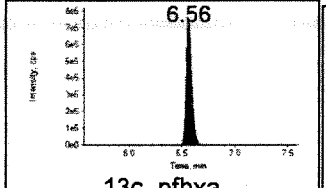

13c_pfhxa
315.000/270.000 Da
□ Baseline □ Missed
□ Wrong Peak

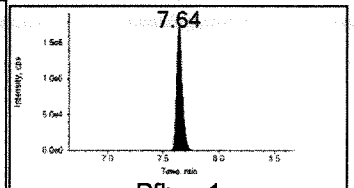

Pfhxs 1
399.000/80.000 Da
□ Baseline □ Missed
□ Wrong Peak

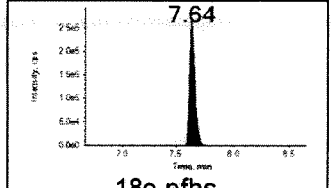

18o-pfhs
403.000/103.000 Da
□ Baseline □ Missed
□ Wrong Peak

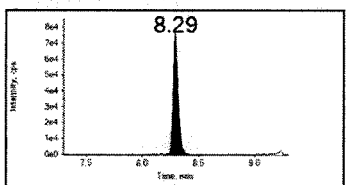

Pfoa 1
413.000/169.000 Da
□ Baseline □ Missed
□ Wrong Peak

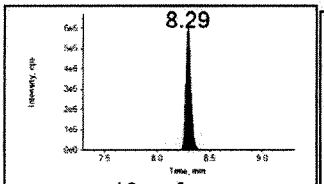

13c-pfoa
417.000/372.000 Da
□ Baseline □ Missed
□ Wrong Peak

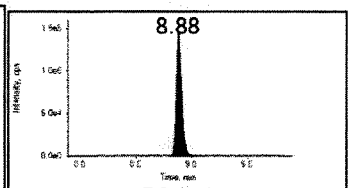

Pfna 1
463.000/419.000 Da
□ Baseline □ Missed
□ Wrong Peak

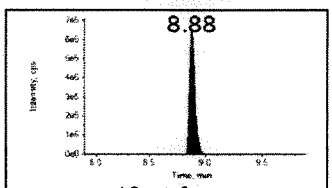

13c-pfna
468.000/423.000 Da
□ Baseline □ Missed
□ Wrong Peak

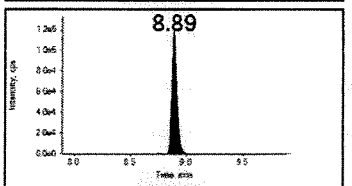

Pfos 1
499.000/80.000 Da
□ Baseline □ Missed
□ Wrong Peak

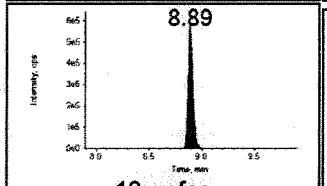

13c-pfos
503.000/80.000 Da
□ Baseline □ Missed
□ Wrong Peak

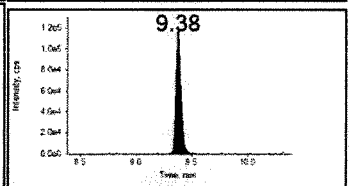

Pfda 1
513.000/469.000 Da
□ Baseline □ Missed
□ Wrong Peak

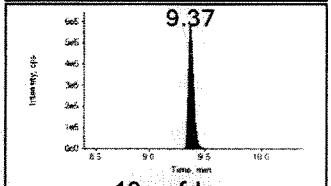

13c-pfda
515.000/470.000 Da
□ Baseline □ Missed
□ Wrong Peak

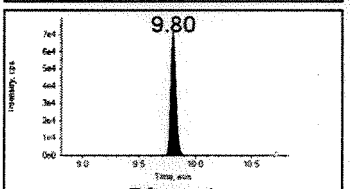

Pfuna 1
563.000/519.000 Da
□ Baseline □ Missed
□ Wrong Peak

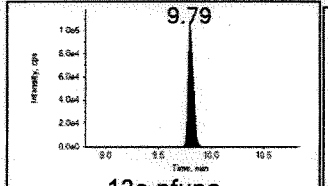

13c-pfuna
565.000/520.000 Da
□ Baseline □ Missed
□ Wrong Peak

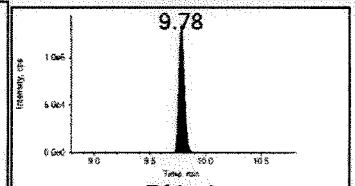

Pfds 1
599.000/80.000 Da
□ Baseline □ Missed
□ Wrong Peak

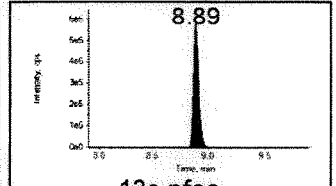

13c-pfos
503.000/80.000 Da
□ Baseline □ Missed
□ Wrong Peak

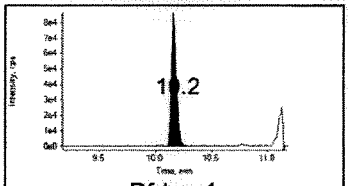

Pfdoa 1
613.000/569.000 Da
□ Baseline □ Missed
□ Wrong Peak

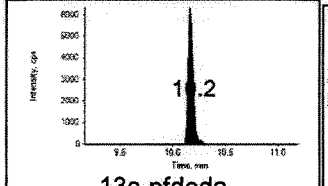

13c-pfdoda
615.000/570.000 Da
□ Baseline □ Missed
□ Wrong Peak

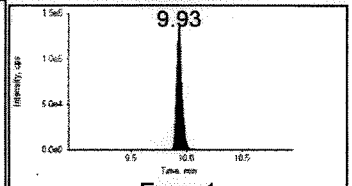

Fosa 1
498.000/78.000 Da
□ Baseline □ Missed
□ Wrong Peak

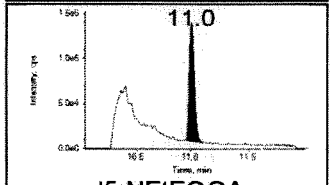

d5-NEtFOSA
531.000/169.000 Da
□ Baseline □ Missed
□ Wrong Peak

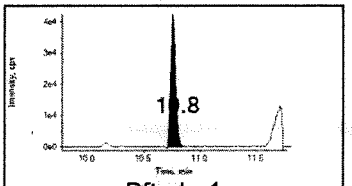

Pfteda 1
713.000/669.000 Da
□ Baseline □ Missed
□ Wrong Peak

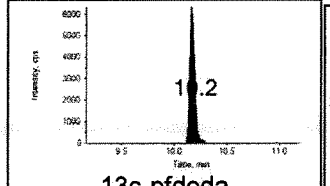

13c-pfdoda
615.000/570.000 Da
□ Baseline □ Missed
□ Wrong Peak

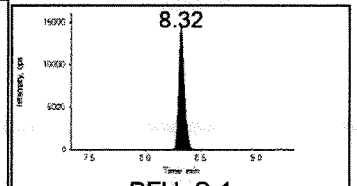

PFHpS 1
449.400/80.000 Da
□ Baseline □ Missed
□ Wrong Peak

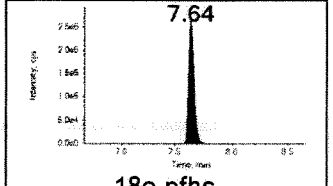

18o-pfhs
403.000/103.000 Da
□ Baseline □ Missed
□ Wrong Peak

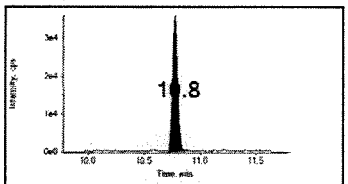

NMeFOSE 1
616.200/58.800 Da
□ Baseline □ Missed
□ Wrong Peak

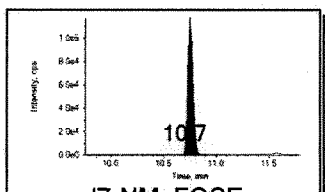

d7-NMeFOSE
623.000/59.000 Da
□ Baseline □ Missed
□ Wrong Peak

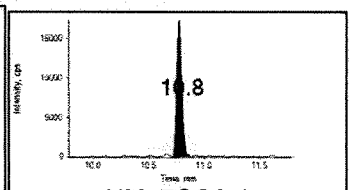

NMeFOSA 1
512.200/169.300 Da
□ Baseline □ Missed
□ Wrong Peak

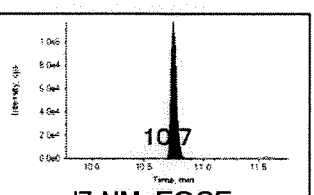

d7-NMeFOSE
623.000/59.000 Da
□ Baseline □ Missed
□ Wrong Peak

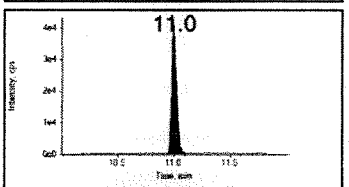

NEtFOSE 1
630.200/59.000 Da
□ Baseline □ Missed
□ Wrong Peak

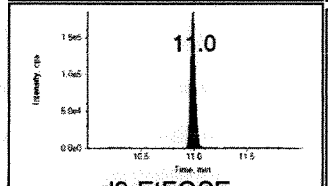

d9-EtFOSE
639.000/59.000 Da
□ Baseline □ Missed
□ Wrong Peak

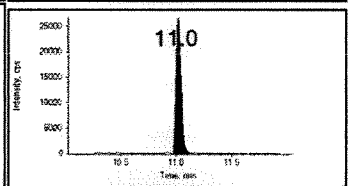

NEtFOSA 1
526.200/169.000 Da
□ Baseline □ Missed
□ Wrong Peak

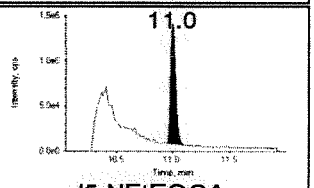

d5-NEtFOSA
531.000/169.000 Da
□ Baseline □ Missed
□ Wrong Peak

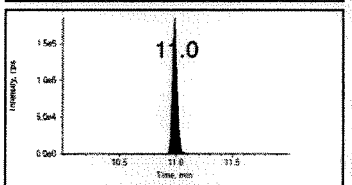

d9-EtFOSE 1
639.000/59.000 Da
□ Baseline □ Missed
□ Wrong Peak

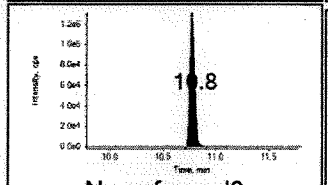

N_mefosa_d3
515.000/169.000 Da
□ Baseline □ Missed
□ Wrong Peak

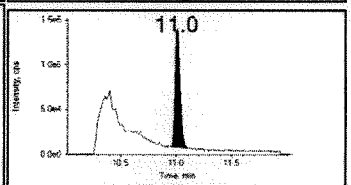

d5-NEtFOSA 1
531.000/169.000 Da
□ Baseline □ Missed
□ Wrong Peak

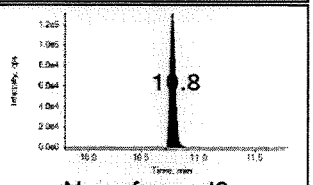

N_mefosa_d3
515.000/169.000 Da
□ Baseline □ Missed
□ Wrong Peak

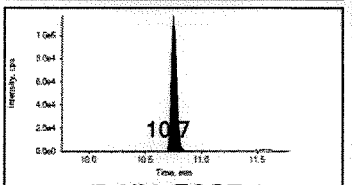

d7-NMeFOSE 1
623.000/59.000 Da
□ Baseline □ Missed
□ Wrong Peak

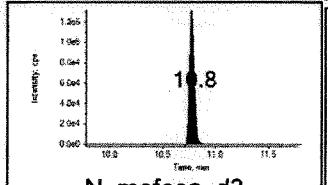

N_mefosa_d3
515.000/169.000 Da
□ Baseline □ Missed
□ Wrong Peak

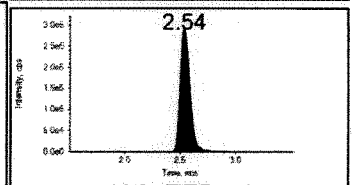

13C_PFBA 1
217.000/172.000 Da
□ Baseline □ Missed
□ Wrong Peak

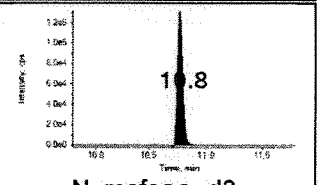

N_mefosa_d3
515.000/169.000 Da
□ Baseline □ Missed
□ Wrong Peak

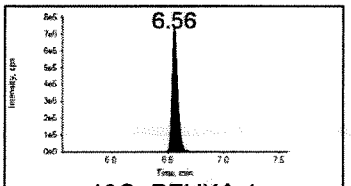

13C_PFHXA 1
315.000/270.000 Da
□ Baseline □ Missed
□ Wrong Peak

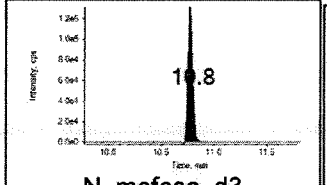

N_mefosa_d3
515.000/169.000 Da
□ Baseline □ Missed
□ Wrong Peak

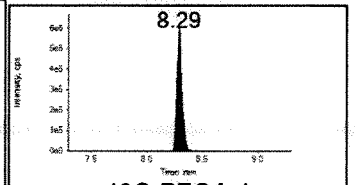

13C-PFOA 1
417.000/372.000 Da
□ Baseline □ Missed
□ Wrong Peak

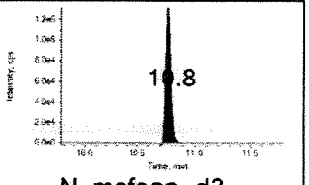

N_mefosa_d3
515.000/169.000 Da
□ Baseline □ Missed
□ Wrong Peak

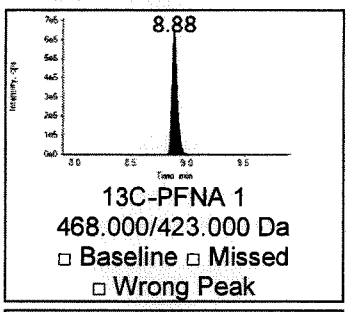

13C-PFNA 1
468.000/423.000 Da
□ Baseline □ Missed
□ Wrong Peak

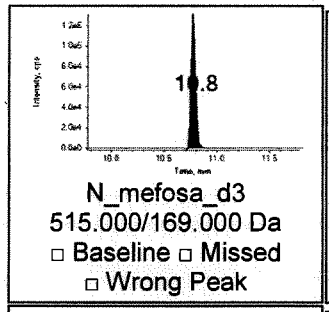

N_mefosa_d3
515.000/169.000 Da
□ Baseline □ Missed
□ Wrong Peak

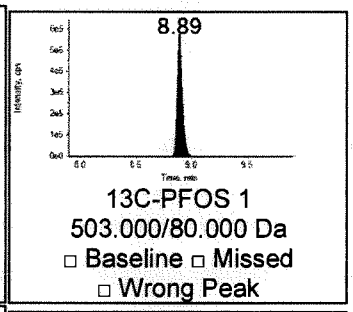

13C-PFOS 1
503.000/80.000 Da
□ Baseline □ Missed
□ Wrong Peak

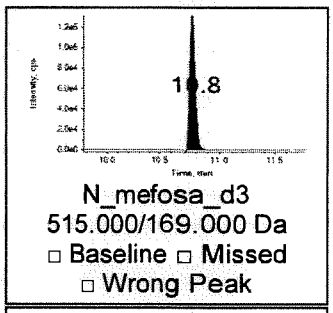

N_mefosa_d3
515.000/169.000 Da
□ Baseline □ Missed
□ Wrong Peak

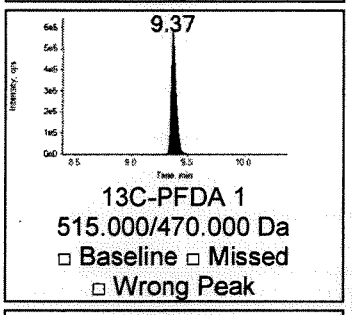

13C-PFDA 1
515.000/470.000 Da
□ Baseline □ Missed
□ Wrong Peak

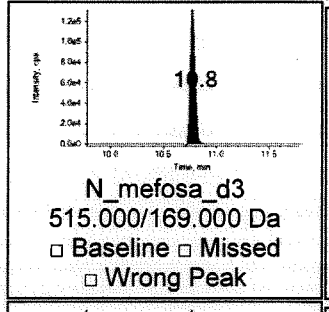

N_mefosa_d3
515.000/169.000 Da
□ Baseline □ Missed
□ Wrong Peak

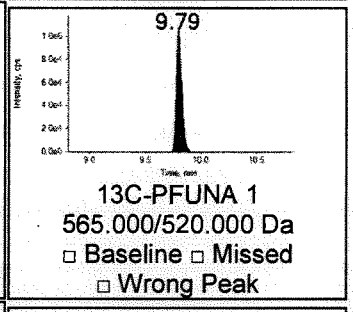

13C-PFUNA 1
565.000/520.000 Da
□ Baseline □ Missed
□ Wrong Peak

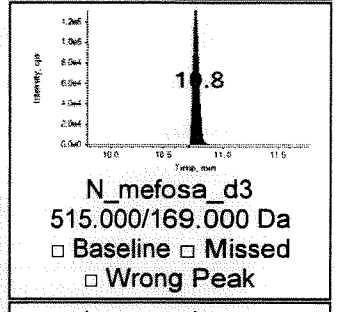

N_mefosa_d3
515.000/169.000 Da
□ Baseline □ Missed
□ Wrong Peak

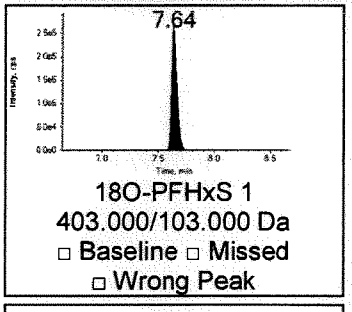

18O-PFHxS 1
403.000/103.000 Da
□ Baseline □ Missed
□ Wrong Peak

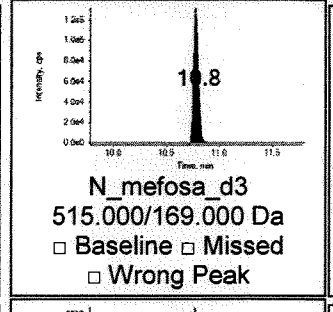

N_mefosa_d3
515.000/169.000 Da
□ Baseline □ Missed
□ Wrong Peak

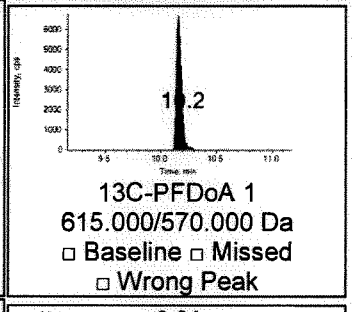

13C-PFDoA 1
615.000/570.000 Da
□ Baseline □ Missed
□ Wrong Peak

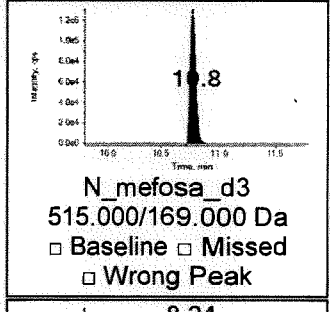

N_mefosa_d3
515.000/169.000 Da
□ Baseline □ Missed
□ Wrong Peak

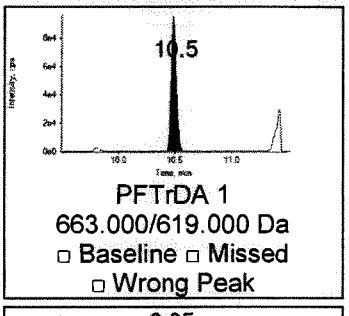

PFTrDA 1
663.000/619.000 Da
□ Baseline □ Missed
□ Wrong Peak

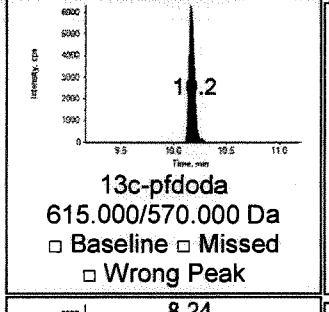

13c-pfdoda
615.000/570.000 Da
□ Baseline □ Missed
□ Wrong Peak

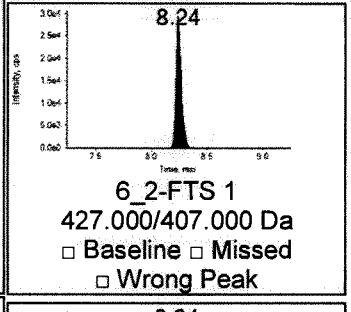

6_2-FTS 1
427.000/407.000 Da
□ Baseline □ Missed
□ Wrong Peak

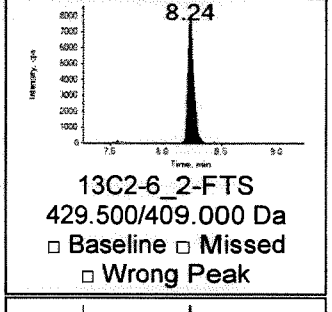

13C2-6_2-FTS
429.500/409.000 Da
□ Baseline □ Missed
□ Wrong Peak

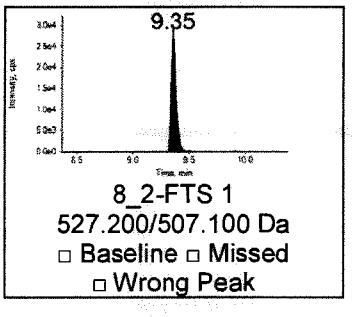

8_2-FTS 1
527.200/507.100 Da
□ Baseline □ Missed
□ Wrong Peak

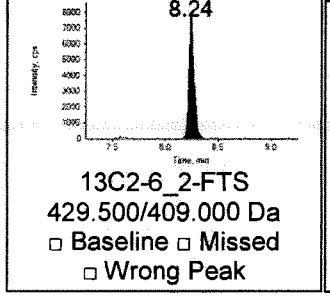

13C2-6_2-FTS
429.500/409.000 Da
□ Baseline □ Missed
□ Wrong Peak

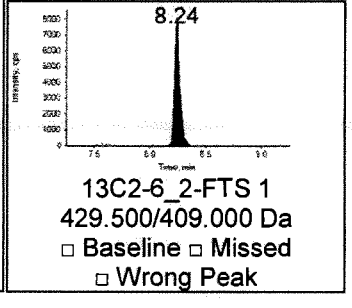

13C2-6_2-FTS 1
429.500/409.000 Da
□ Baseline □ Missed
□ Wrong Peak

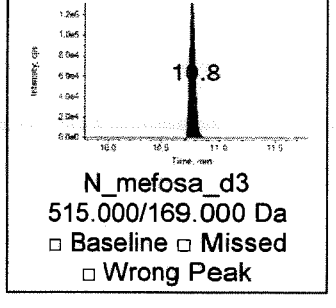

N_mefosa_d3
515.000/169.000 Da
□ Baseline □ Missed
□ Wrong Peak

Ion Ratio Confirmation

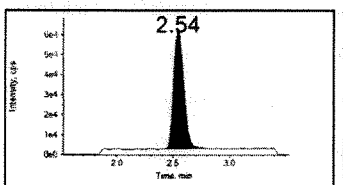

Pfba 2
Mod?
□ Baseline □ Missed
□ Wrong Peak

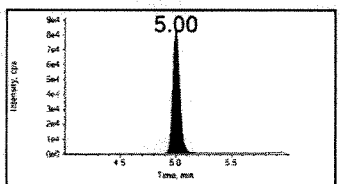

Pfpea 2
Mod?
□ Baseline □ Missed
□ Wrong Peak

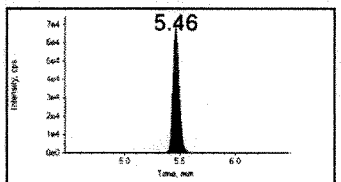

Pfbs 2
Mod?
□ Baseline □ Missed
□ Wrong Peak

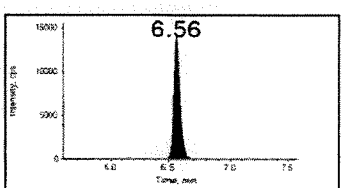

Pfhxa 2
Mod?
□ Baseline □ Missed
□ Wrong Peak

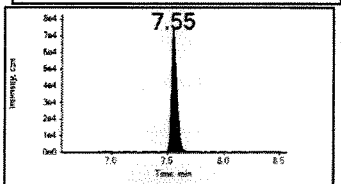

Pfhpa 2
Mod?
□ Baseline □ Missed
□ Wrong Peak

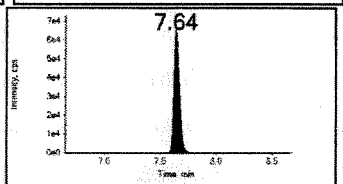

Pfhxs 2
Mod?
□ Baseline □ Missed
□ Wrong Peak

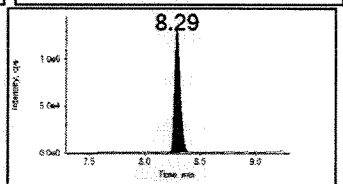

Pfoa 2
Mod?
□ Baseline □ Missed
□ Wrong Peak

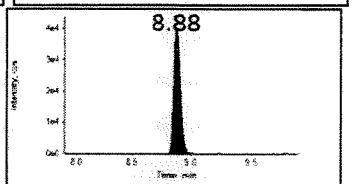

Pfna 2
Mod?
□ Baseline □ Missed
□ Wrong Peak

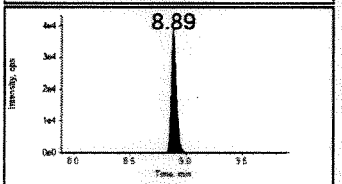

Pfos 2
Mod?
□ Baseline □ Missed
□ Wrong Peak

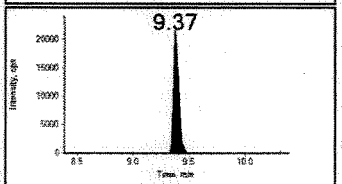

Pfda 2
Mod?
□ Baseline □ Missed
□ Wrong Peak

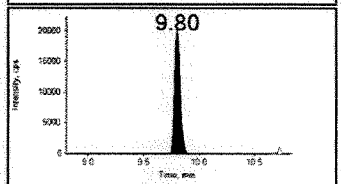

Pfuna 2
Mod?
□ Baseline □ Missed
□ Wrong Peak

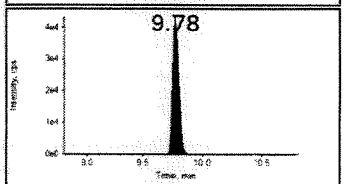

Pfds 2
Mod?
□ Baseline □ Missed
□ Wrong Peak

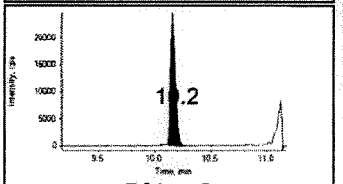

Pfdoa 2
Mod?
□ Baseline □ Missed
□ Wrong Peak

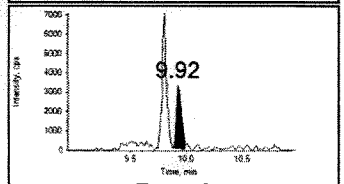

Fosa 2
Mod?
□ Baseline □ Missed
□ Wrong Peak

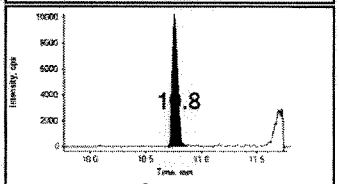

Pfteda 2
Mod?
□ Baseline □ Missed
□ Wrong Peak

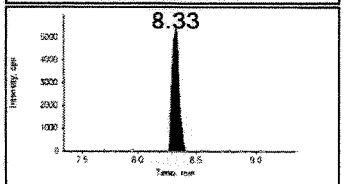

PFHpS 2
Mod?
□ Baseline □ Missed
□ Wrong Peak

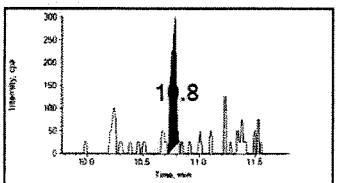

NMeFOSE 2
Mod?
□ Baseline □ Missed
□ Wrong Peak

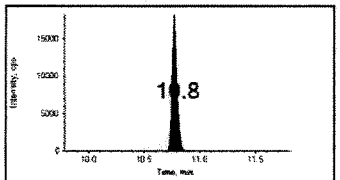

NMeFOSA 2
Mod?
□ Baseline □ Missed
□ Wrong Peak

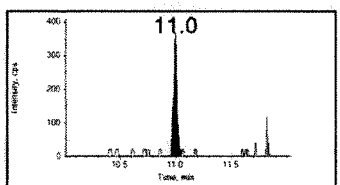

NEtFOSE 2
Mod?
□ Baseline □ Missed
□ Wrong Peak

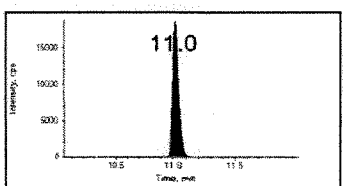

NEtFOSA 2
Mod?
□ Baseline □ Missed
□ Wrong Peak

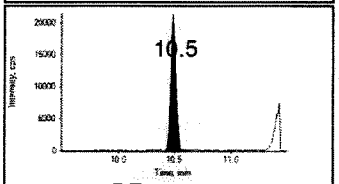

PFTrDA 2
Mod?
□ Baseline □ Missed
□ Wrong Peak

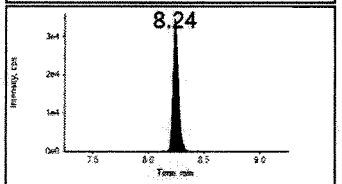

6_2-FTS 2
Mod?
□ Baseline □ Missed
□ Wrong Peak

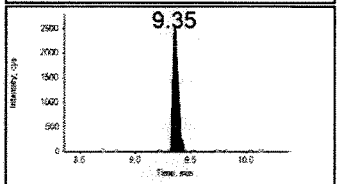

8_2-FTS 2
Mod?
□ Baseline □ Missed
□ Wrong Peak

Project	Ewan's Projects\PFCs
Data File	050116\1062.wiff
Result Table	050116.rdb
Instrument Name	LCMS02

Sample Name	IB	**Injection Volume**	10
Acquisition Date	5/2/2016 5:30:44 AM	**Sample Type**	Unknown
Acquisition Method	PFC_090315 schedule mrm.dam	**Dilution Factor**	1.00
Injection Vial	1	**Weight to Volume**	0.00

Results Summary

Analyte Name	IS Name	IS Area	Analyte RT (Exp RT)	Analyte Area	Calc. Conc (ng/mL)	Modified?
Pfba 1	13c_pfba	2391069	2.55 (2.54)	9268	0.0230	No
Pfpea 1	13c_pfhxa	3542323	0.00 (5.01)	0	N/A	No
Pfbs 1	18o-pfhs	1208328	0.00 (5.46)	0	N/A	No
Pfhxa 1	13c_pfhxa	3542323	6.57 (6.57)	11845	0.0190	No
Pfhpa 1	13c_pfhxa	3542323	0.00 (7.56)	0	N/A	No
Pfhxs 1	18o-pfhs	1208328	7.64 (7.64)	12374	0.0180	No
Pfoa 1	13c-pfoa	2577828	8.28 (8.29)	4620	0.0170	No
Pfna 1	13c-pfna	2774437	0.00 (8.88)	0	N/A	No
Pfos 1	13c-pfos	2381546	0.00 (8.89)	0	N/A	No
Pfda 1	13c-pfda	2293764	0.00 (9.37)	0	N/A	No
Pfuna 1	13c-pfuna	480995	9.79 (9.80)	3214	0.0120	No
Pfds 1	13c-pfos	2381546	0.00 (9.78)	0	N/A	No
Pfdoa 1	13c-pfdoda	27052	10.20 (10.20)	1606	0.0050	No
Fosa 1	d5-NEtFOSA	467438	9.94 (9.93)	914	0.0020	No
Pfteda 1	13c-pfdoda	27052	0.00 (10.80)	0	N/A	No
PFHpS 1	18o-pfhs	1208328	0.00 (8.32)	0	N/A	No
NMeFOSE 1	d7-NMeFOSE	574982	0.00 (10.80)	0	N/A	No
NMeFOSA 1	d7-NMeFOSE	574982	0.00 (10.80)	0	N/A	No
NEtFOSE 1	d9-EtFOSE	604397	0.00 (11.00)	0	N/A	No
NEtFOSA 1	d5-NEtFOSA	467438	0.00 (11.00)	0	N/A	No

MAY 12 2016

Analyte Name	IS Name	IS Area	Analyte RT (Exp RT)	Analyte Area	Calc. Conc (ng/mL)	Modified?
d9-EtFOSE 1	N_mefosa_d3	493237	11.00 (11.00)	604397	4.5090	No
d5-NEtFOSA 1	N_mefosa_d3	493237	11.00 (11.00)	467438	4.5940	No
d7-NMeFOSE 1	N_mefosa_d3	493237	10.80 (10.80)	574982	5.5530	No
13C_PFBA 1	N_mefosa_d3	493237	2.53 (2.51)	2391069	5.4250	No
13C_PFHXA 1	N_mefosa_d3	493237	6.57 (6.57)	3542323	5.5560	No
13C-PFOA 1	N_mefosa_d3	493237	8.29 (8.29)	2577828	5.5670	No
13C-PFNA 1	N_mefosa_d3	493237	8.88 (8.89)	2774437	5.5740	No
13C-PFOS 1	N_mefosa_d3	493237	8.89 (8.90)	2381546	5.5430	No
13C-PFDA 1	N_mefosa_d3	493237	9.38 (9.39)	2293764	5.5550	No
13C-PFUNA 1	N_mefosa_d3	493237	9.80 (9.80)	480995	5.7980	No
18O-PFHxS 1	N_mefosa_d3	493237	7.64 (7.65)	1208328	5.6510	No
13C-PFDoA 1	N_mefosa_d3	493237	10.20 (10.20)	27072	5.1770	No
PFTrDA 1	13c-pfdoda	27052	0.00 (10.50)	0	N/A	No
6_2-FTS 1	13C2-6_2-FTS	28912	0.00 (8.23)	0	N/A	Yes
8_2-FTS 1	13C2-6_2-FTS	28912	0.00 (9.36)	0	N/A	No
13C2-6_2-FTS 1	N_mefosa_d3	493237	8.24 (8.25)	28912	4.4270	No

IRC Summary

Analyte Peak Name	RT (Exp RT)	Area	Modified?	Calc (Exp) MRM Ratio	Ratio Confirms ID
Pfba 2	2.54 (2.54)	7857	No	0.85 (0.99)	YES
Pfpea 2	0.00 (5.01)	0	No	0.00 (1.01)	No
Pfbs 2	0.00 (5.46)	0	No	0.00 (0.41)	No
Pfhxa 2	6.57 (6.57)	1271	No	0.11 (0.09)	YES
Pfhpa 2	0.00 (7.56)	0	No	0.00 (0.40)	No
Pfhxs 2	7.64 (7.64)	5468	No	0.44 (0.40)	YES
Pfoa 2	8.28 (8.29)	6538	No	1.41 (1.86)	No
Pfna 2	8.87 (8.88)	949	No	0.00 (0.30)	No

Analyte Peak Name	RT (Exp RT)	Area	Modified?	Calc (Exp) MRM Ratio	Ratio Confirms ID
Pfos 2	0.00 (8.89)	0	No	0.00 (0.33)	No
Pfda 2	0.00 (9.37)	0	No	0.00 (0.20)	No
Pfuna 2	0.00 (9.80)	0	No	0.00 (0.33)	No
Pfds 2	0.00 (9.78)	0	No	0.00 (0.32)	No
Pfdoa 2	0.00 (10.20)	0	No	0.00 (0.29)	No
Fosa 2	0.00 (9.93)	0	No	0.00 (0.03)	No
Pfteda 2	0.00 (10.80)	0	No	0.00 (0.23)	No
PFHpS 2	0.00 (8.32)	0	No	0.00 (0.41)	No
NMeFOSE 2	0.00 (10.80)	0	No	0.00 (0.01)	No
NMeFOSA 2	0.00 (10.80)	0	No	0.00 (0.97)	No
NEtFOSE 2	0.00 (11.00)	0	No	0.00 (0.01)	No
NEtFOSA 2	0.00 (11.00)	0	No	0.00 (0.69)	No
PFTrDA 2	0.00 (10.50)	0	No	0.00 (0.24)	No
6_2-FTS 2	0.00 (8.24)	0	No	0.00 (1.30)	No
8_2-FTS 2	0.00 (9.35)	0	No	0.00 (0.10)	No

Quantitative Peak Review **IB** ***No data for Sample ID***

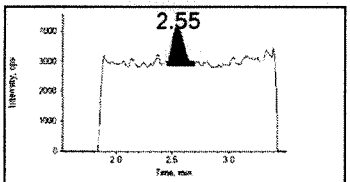

Pfba 1
213.000/169.000 Da
□ Baseline □ Missed
□ Wrong Peak

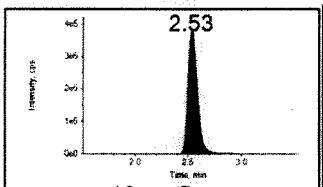

13c_pfba
217.000/172.000 Da
□ Baseline □ Missed
□ Wrong Peak

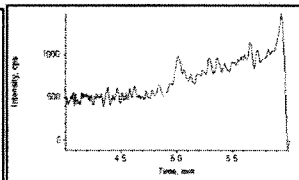

Pfpea 1
263.000/219.000 Da
□ Baseline □ Missed
□ Wrong Peak

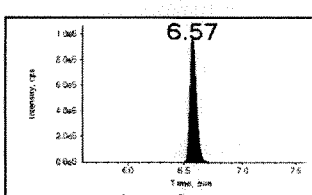

13c_pfhxa
315.000/270.000 Da
□ Baseline □ Missed
□ Wrong Peak

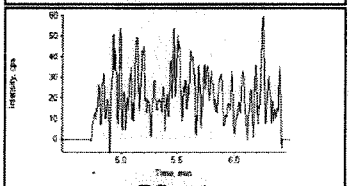

Pfbs 1
299.000/80.000 Da
□ Baseline □ Missed
□ Wrong Peak

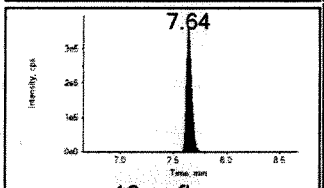

18o-pfhs
403.000/103.000 Da
□ Baseline □ Missed
□ Wrong Peak

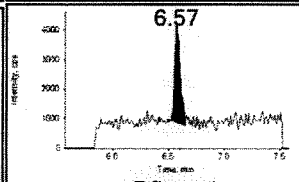

Pfhxa 1
313.000/269.000 Da
□ Baseline □ Missed
□ Wrong Peak

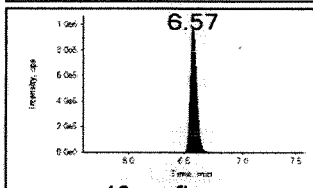

13c_pfhxa
315.000/270.000 Da
□ Baseline □ Missed
□ Wrong Peak

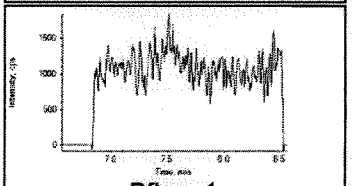

Pfhpa 1
363.000/319.000 Da
□ Baseline □ Missed
□ Wrong Peak

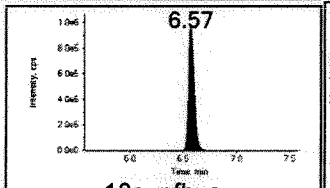

13c_pfhxa
315.000/270.000 Da
□ Baseline □ Missed
□ Wrong Peak

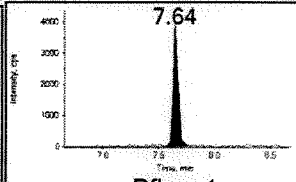

Pfhxs 1
399.000/80.000 Da
□ Baseline □ Missed
□ Wrong Peak

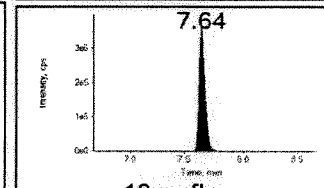

18o-pfhs
403.000/103.000 Da
□ Baseline □ Missed
□ Wrong Peak

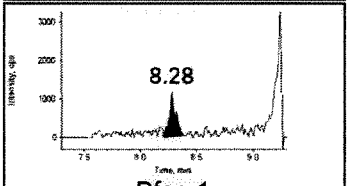

Pfoa 1
413.000/169.000 Da
□ Baseline □ Missed
□ Wrong Peak

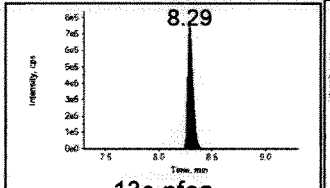

13c-pfoa
417.000/372.000 Da
□ Baseline □ Missed
□ Wrong Peak

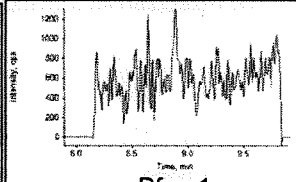

Pfna 1
463.000/419.000 Da
□ Baseline □ Missed
□ Wrong Peak

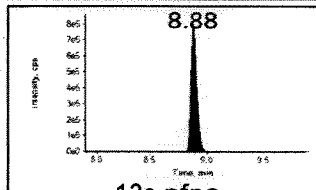

13c-pfna
468.000/423.000 Da
□ Baseline □ Missed
□ Wrong Peak

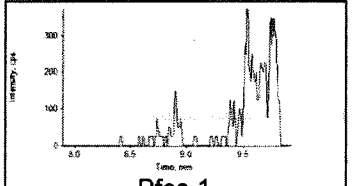

Pfos 1
499.000/80.000 Da
□ Baseline □ Missed
□ Wrong Peak

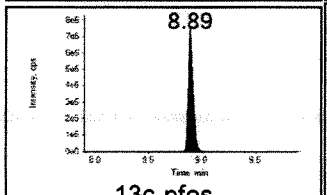

13c-pfos
503.000/80.000 Da
□ Baseline □ Missed
□ Wrong Peak

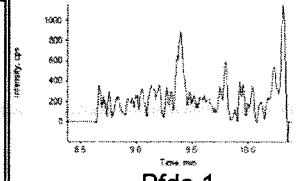

Pfda 1
513.000/469.000 Da
□ Baseline □ Missed
□ Wrong Peak

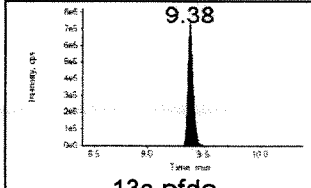

13c-pfda
515.000/470.000 Da
□ Baseline □ Missed
□ Wrong Peak

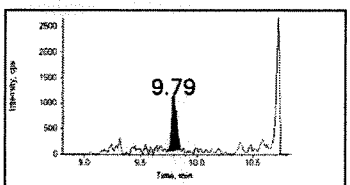

Pfuna 1
563.000/519.000 Da
□ Baseline □ Missed
□ Wrong Peak

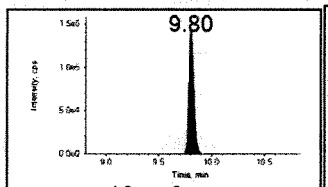

13c-pfuna
565.000/520.000 Da
□ Baseline □ Missed
□ Wrong Peak

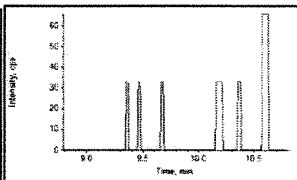

Pfds 1
599.000/80.000 Da
□ Baseline □ Missed
□ Wrong Peak

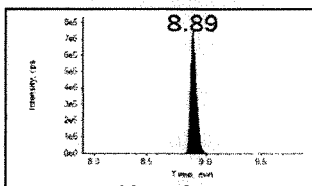

13c-pfos
503.000/80.000 Da
□ Baseline □ Missed
□ Wrong Peak

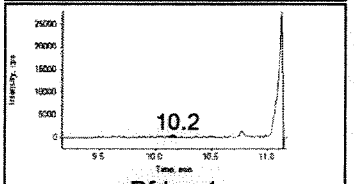

Pfdoa 1
613.000/569.000 Da
□ Baseline □ Missed
□ Wrong Peak

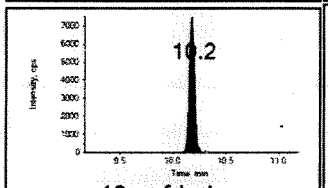

13c-pfdoda
615.000/570.000 Da
□ Baseline □ Missed
□ Wrong Peak

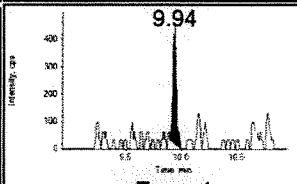

Fosa 1
498.000/78.000 Da
□ Baseline □ Missed
□ Wrong Peak

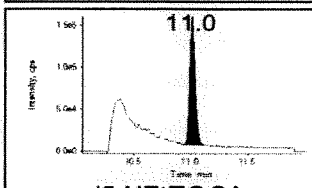

d5-NEtFOSA
531.000/169.000 Da
□ Baseline □ Missed
□ Wrong Peak

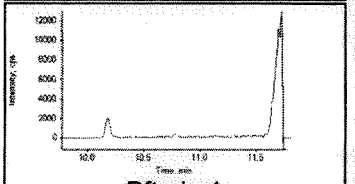

Pfteda 1
713.000/669.000 Da
□ Baseline □ Missed
□ Wrong Peak

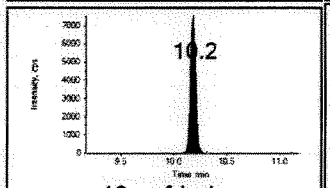

13c-pfdoda
615.000/570.000 Da
□ Baseline □ Missed
□ Wrong Peak

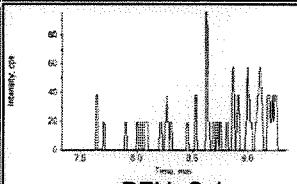

PFHpS 1
449.400/80.000 Da
□ Baseline □ Missed
□ Wrong Peak

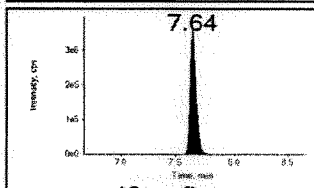

18o-pfhs
403.000/103.000 Da
□ Baseline □ Missed
□ Wrong Peak

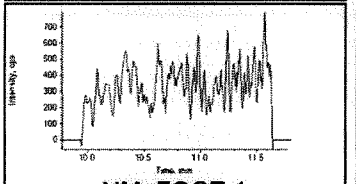

NMeFOSE 1
616.200/58.800 Da
□ Baseline □ Missed
□ Wrong Peak

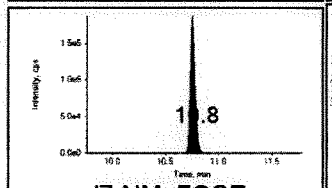

d7-NMeFOSE
623.000/59.000 Da
□ Baseline □ Missed
□ Wrong Peak

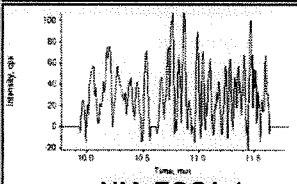

NMeFOSA 1
512.200/169.300 Da
□ Baseline □ Missed
□ Wrong Peak

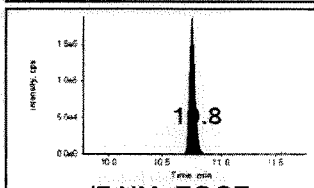

d7-NMeFOSE
623.000/59.000 Da
□ Baseline □ Missed
□ Wrong Peak

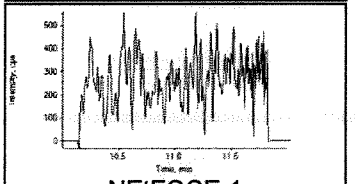

NEtFOSE 1
630.200/59.000 Da
□ Baseline □ Missed
□ Wrong Peak

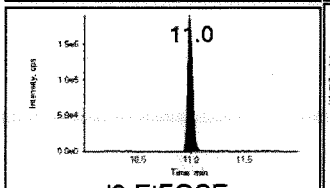

d9-EtFOSE
639.000/59.000 Da
□ Baseline □ Missed
□ Wrong Peak

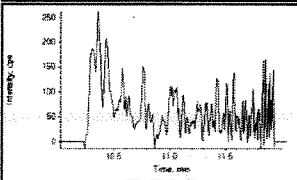

NEtFOSA 1
526.200/169.000 Da
□ Baseline □ Missed
□ Wrong Peak

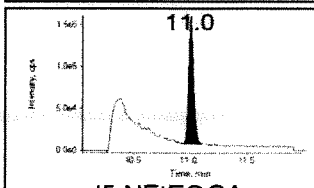

d5-NEtFOSA
531.000/169.000 Da
□ Baseline □ Missed
□ Wrong Peak

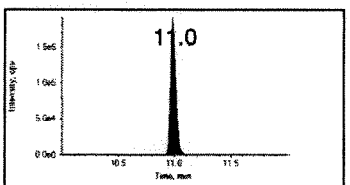

d9-EtFOSE 1
639.000/59.000 Da
□ Baseline □ Missed
□ Wrong Peak

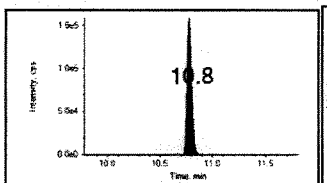

N_mefosa_d3
515.000/169.000 Da
□ Baseline □ Missed
□ Wrong Peak

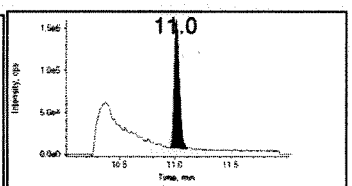

d5-NEtFOSA 1
531.000/169.000 Da
□ Baseline □ Missed
□ Wrong Peak

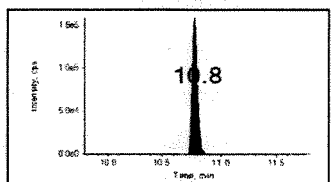

N_mefosa_d3
515.000/169.000 Da
□ Baseline □ Missed
□ Wrong Peak

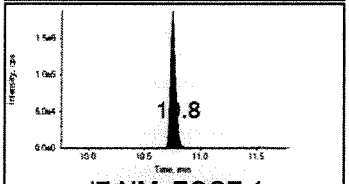

d7-NMeFOSE 1
623.000/59.000 Da
□ Baseline □ Missed
□ Wrong Peak

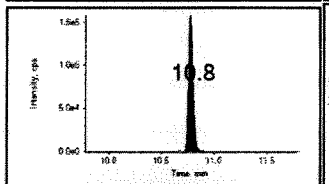

N_mefosa_d3
515.000/169.000 Da
□ Baseline □ Missed
□ Wrong Peak

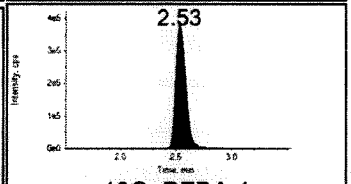

13C_PFBA 1
217.000/172.000 Da
□ Baseline □ Missed
□ Wrong Peak

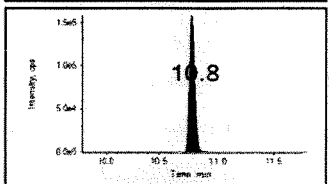

N_mefosa_d3
515.000/169.000 Da
□ Baseline □ Missed
□ Wrong Peak

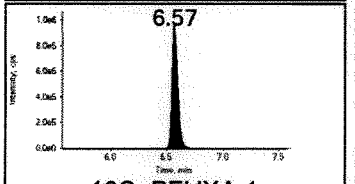

13C_PFHXA 1
315.000/270.000 Da
□ Baseline □ Missed
□ Wrong Peak

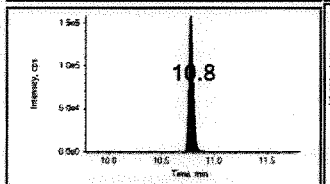

N_mefosa_d3
515.000/169.000 Da
□ Baseline □ Missed
□ Wrong Peak

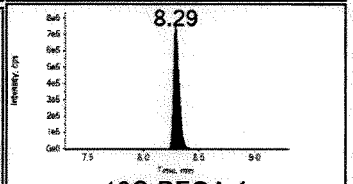

13C-PFOA 1
417.000/372.000 Da
□ Baseline □ Missed
□ Wrong Peak

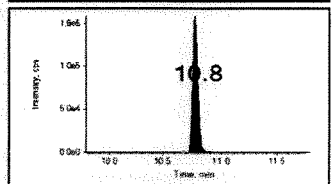

N_mefosa_d3
515.000/169.000 Da
□ Baseline □ Missed
□ Wrong Peak

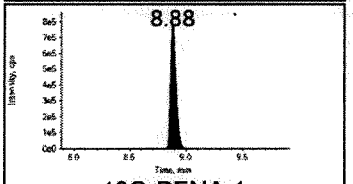

13C-PFNA 1
468.000/423.000 Da
□ Baseline □ Missed
□ Wrong Peak

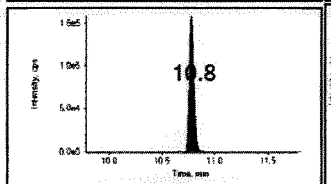

N_mefosa_d3
515.000/169.000 Da
□ Baseline □ Missed
□ Wrong Peak

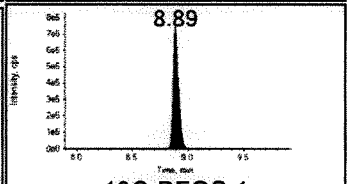

13C-PFOS 1
503.000/80.000 Da
□ Baseline □ Missed
□ Wrong Peak

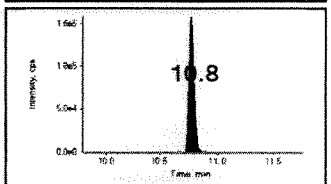

N_mefosa_d3
515.000/169.000 Da
□ Baseline □ Missed
□ Wrong Peak

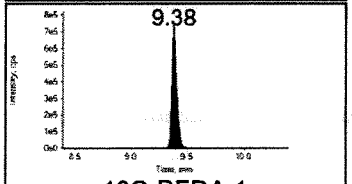

13C-PFDA 1
515.000/470.000 Da
□ Baseline □ Missed
□ Wrong Peak

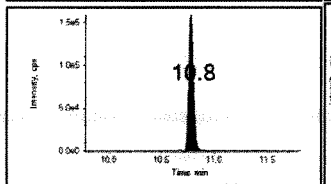

N_mefosa_d3
515.000/169.000 Da
□ Baseline □ Missed
□ Wrong Peak

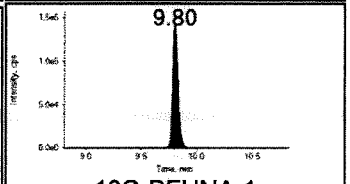

13C-PFUNA 1
565.000/520.000 Da
□ Baseline □ Missed
□ Wrong Peak

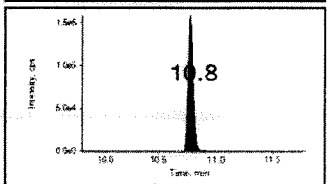

N_mefosa_d3
515.000/169.000 Da
□ Baseline □ Missed
□ Wrong Peak

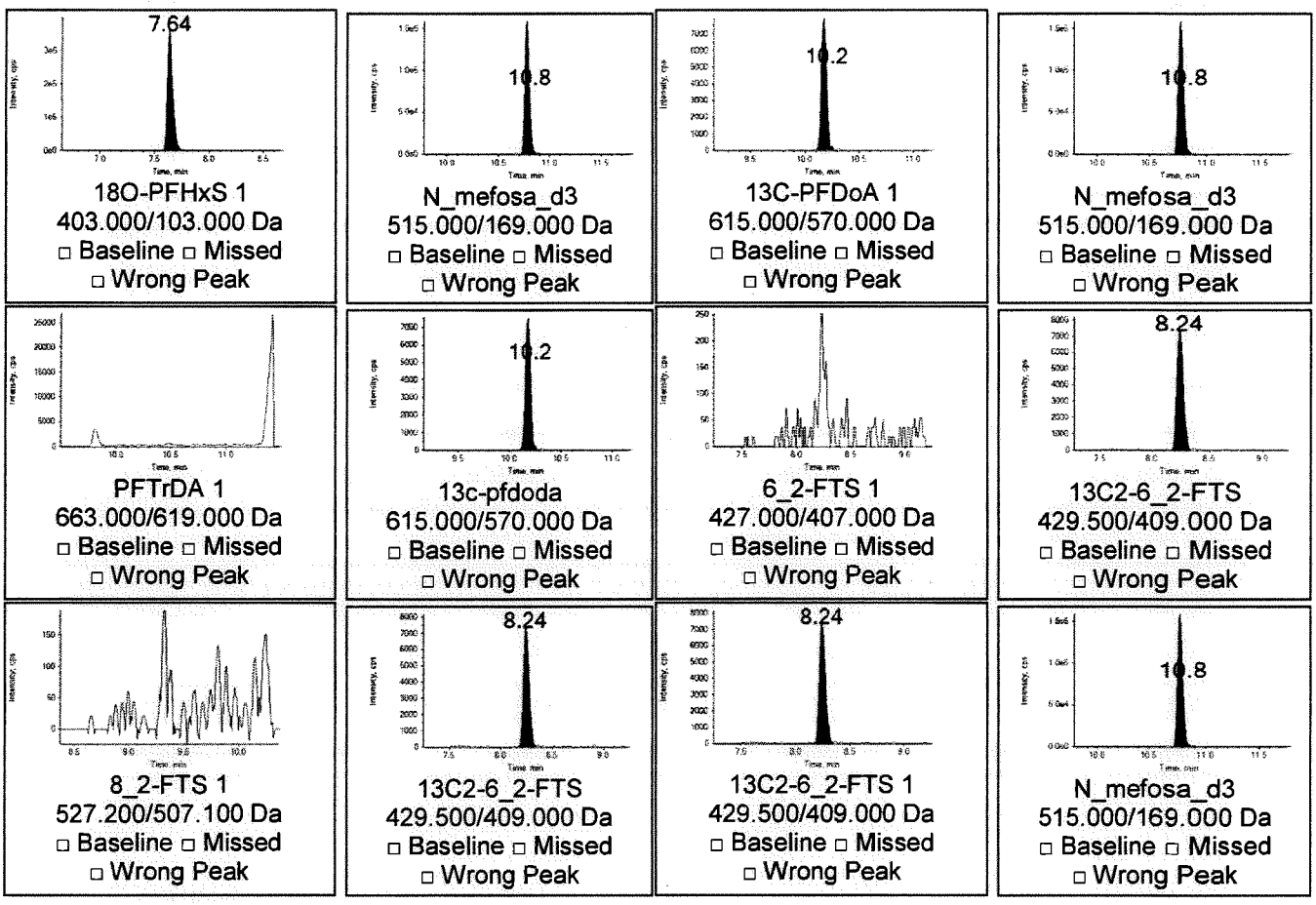

Ion Ratio Confirmation

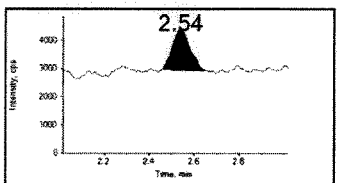

Pfba 2
Mod? No
□ Baseline □ Missed
□ Wrong Peak

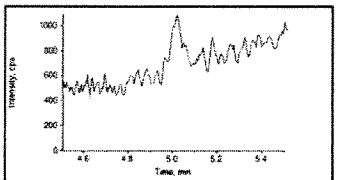

Pfpea 2
Mod? No
□ Baseline □ Missed
□ Wrong Peak

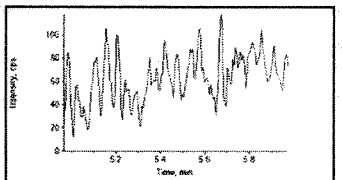

Pfbs 2
Mod? No
□ Baseline □ Missed
□ Wrong Peak

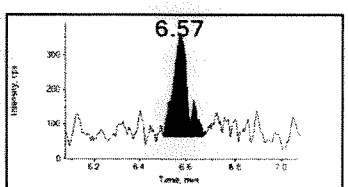

Pfhxa 2
Mod? No
□ Baseline □ Missed
□ Wrong Peak

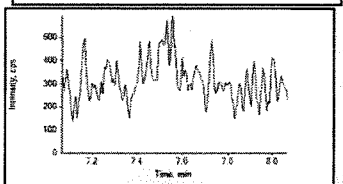

Pfhpa 2
Mod? No
□ Baseline □ Missed
□ Wrong Peak

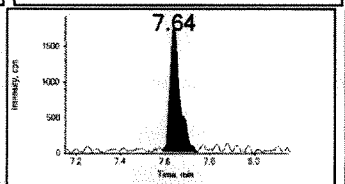

Pfhxs 2
Mod? No
□ Baseline □ Missed
□ Wrong Peak

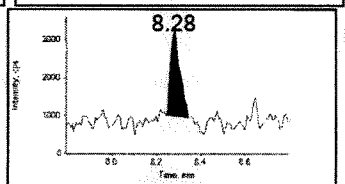

Pfoa 2
Mod? No
□ Baseline □ Missed
□ Wrong Peak

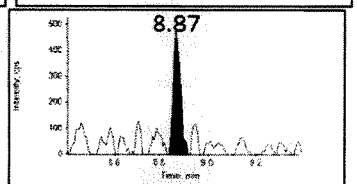

Pfna 2
Mod? No
□ Baseline □ Missed
□ Wrong Peak

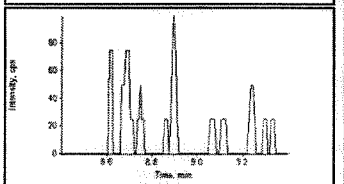

Pfos 2
Mod? No
□ Baseline □ Missed
□ Wrong Peak

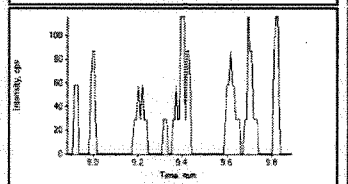

Pfda 2
Mod? No
□ Baseline □ Missed
□ Wrong Peak

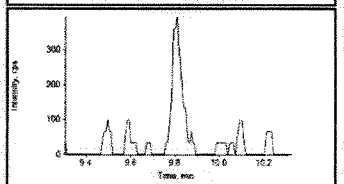

Pfuna 2
Mod? No
□ Baseline □ Missed
□ Wrong Peak

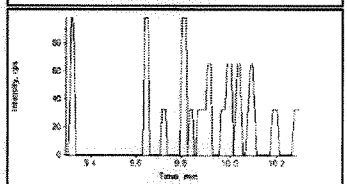

Pfds 2
Mod? No
□ Baseline □ Missed
□ Wrong Peak

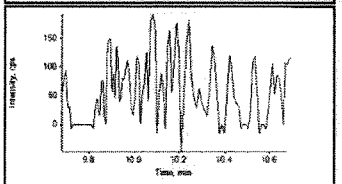

Pfdoa 2
Mod? No
□ Baseline □ Missed
□ Wrong Peak

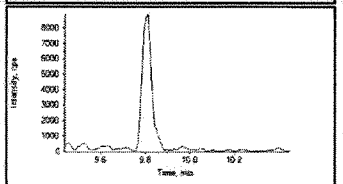

Fosa 2
Mod? No
□ Baseline □ Missed
□ Wrong Peak

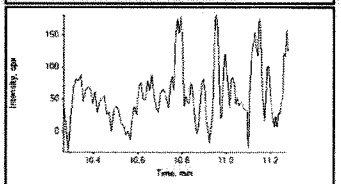

Pfteda 2
Mod? No
□ Baseline □ Missed
□ Wrong Peak

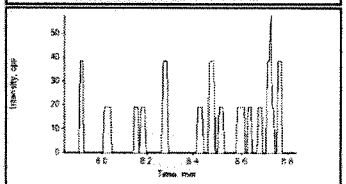

PFHpS 2
Mod? No
□ Baseline □ Missed
□ Wrong Peak

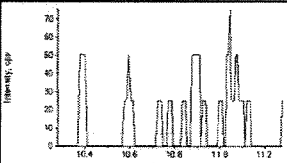

NMeFOSE 2
Mod? No
□ Baseline □ Missed
□ Wrong Peak

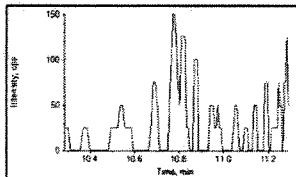

NMeFOSA 2
Mod? No
□ Baseline □ Missed
□ Wrong Peak

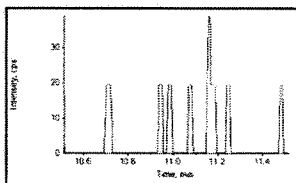

NEtFOSE 2
Mod? No
□ Baseline □ Missed
□ Wrong Peak

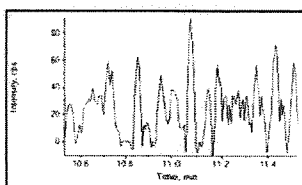

NEtFOSA 2
Mod? No
□ Baseline □ Missed
□ Wrong Peak

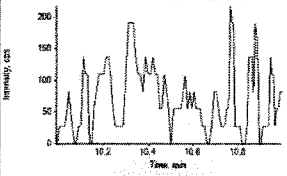

PFTrDA 2
Mod? No
□ Baseline □ Missed
□ Wrong Peak

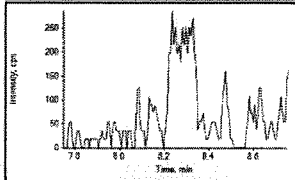

6_2-FTS 2
Mod? No
□ Baseline □ Missed
□ Wrong Peak

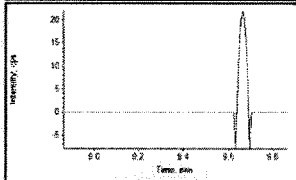

8_2-FTS 2
Mod? No
□ Baseline □ Missed
□ Wrong Peak

Project	Ewan's Projects\PFCs	**Result Table**	050116.rdb
Data File	050116\1073.wiff	**Algorithm Used**	MQL
Acquisition Method	PFC_090315 schedule mrm.dam	**Instrument Name**	LCMS02

Sample Name	PFC 1ppb	**Injection Vial**	20006
Acquisition Date	5/2/2016 8:46:51 AM	**Injection Volume**	10
Acquisition Method	PFC_090315 schedule mrm.dam	**Sample Type**	Quality Control
Sample ID	15-OLC-02-45F	**Dilution Factor**	1.00

Results Summary

Analyte Name	Analyte RT (Expected)	IS Name	IS Area	Analyte Area	Exp Conc (ng/mL)	Calc. Conc (ng/mL)	Accuracy (%)	Mod?
Pfba 1	2.53 (2.53)	13c_pfba	1804242	367757	1.00	1.1980	120	No
Pfpea 1	5.01 (5.01)	13c_pfhxa	2703378	344858	1.00	1.1100	111	No
Pfbs 1	5.47 (5.47)	18o-pfhs	890720	627510	1.00	1.1590	116	No
Pfhxa 1	6.57 (6.58)	13c_pfhxa	2703378	586805	1.00	1.2420	124	No
Pfhpa 1	7.56 (7.57)	13c_pfhxa	2703378	671804	1.00	1.2360	124	No
Pfhxs 1	7.65 (7.65)	18o-pfhs	890720	739435	1.00	1.4700	147	Yes
Pfoa 1	8.30 (8.29)	13c-pfoa	2057408	274799	1.00	1.2530	125	No
Pfna 1	8.89 (8.89)	13c-pfna	2163566	467139	1.00	1.1950	120	No
Pfos 1	8.90 (8.89)	13c-pfos	1806796	497059	1.00	1.4720	147	No
Pfda 1	9.38 (9.37)	13c-pfda	1763307	370533	1.00	1.1250	112	No
Pfuna 1	9.80 (9.80)	13c-pfuna	351059	236871	1.00	1.2460	125	No
Pfds 1	9.78 (9.79)	13c-pfos	1806796	427814	1.00	1.1140	111	No
Pfdoa 1	10.20 (10.20)	13c-pfdoda	22579	263597	1.00	1.0630	106	No
Fosa 1	9.93 (9.93)	d5-NEtFOSA	405839	502834	1.00	1.3420	134	No
Pfteda 1	10.80 (10.80)	13c-pfdoda	22579	138372	1.00	1.1160	112	No
PFHpS 1	8.33 (8.33)	18o-pfhs	890720	48743	1.00	1.2290	123	No
NMeFOSE 1	10.80 (10.80)	d7-NMeFOSE	420382	106568	1.00	1.1510	115	No
NMeFOSA 1	10.80 (10.80)	d7-NMeFOSE	420382	57551	1.00	1.1340	113	No
NEtFOSE 1	11.00 (11.00)	d9-EtFOSE	563700	134600	1.00	1.1890	119	No
NEtFOSA 1	11.00 (11.00)	d5-NEtFOSA	405839	83095	1.00	1.1330	113	No
d9-EtFOSE 1	11.00 (11.00)	N_mefosa d3	418643	563700	5.00	4.9550	99	No
d5-NEtFOSA 1	11.00 (11.00)	N_mefosa d3	418643	405839	5.00	4.6990	94	No
d7-NMeFOSE 1	10.80 (10.80)	N_mefosa d3	418643	420382	5.00	4.7830	96	No

MAY 12 2016

Analyte Name	Analyte RT (Expected)	IS Name	IS Area	Analyte Area	Exp Conc (ng/mL)	Calc. Conc (ng/mL)	Accuracy (%)	Mod?
13C_PFBA 1	2.52 (2.51)	N_mefosa d3	418643	1804242	5.00	4.8230	97	No
13C_PFHXA 1	6.57 (6.57)	N_mefosa d3	418643	2703378	5.00	4.9960	100	No
13C-PFOA 1	8.29 (8.29)	N_mefosa d3	418643	2057408	5.00	5.2350	105	No
13C-PFNA 1	8.89 (8.89)	N_mefosa d3	418643	2163566	5.00	5.1210	102	No
13C-PFOS 1	8.89 (8.90)	N_mefosa d3	418643	1806796	5.00	4.9540	99	No
13C-PFDA 1	9.38 (9.39)	N_mefosa d3	418643	1763307	5.00	5.0310	101	No
13C-PFUNA 1	9.80 (9.80)	N_mefosa d3	418643	351059	5.00	4.9860	100	No
18O-PFHxS 1	7.65 (7.65)	N_mefosa d3	418643	890720	5.00	4.9080	98	No
13C-PFDoA 1	10.20 (10.20)	N_mefosa d3	418643	22609	5.00	5.0940	102	No
PFTrDA 1	10.50 (10.50)	13c-pfdoda	22579	296402	1.00	1.1510	115	No
6_2-FTS 1	8.24 (8.24)	13C2-6_2-FTS	25791	138465	1.00	1.6090	161	No
8_2-FTS 1	9.36 (9.36)	13C2-6_2-FTS	25791	93816	1.00	1.1140	111	No
13C2-6_2-FTS 1	8.24 (8.25)	N_mefosa d3	418643	25791	5.00	4.6530	93	No

IRC Summary

Analyte Peak Name	RT (Exp RT)	Area	Modified?	Ratio Confirms ID
Pfba 2	2.53 (2.53)	358444	No	YES
Pfpea 2	5.01 (5.01)	346550	No	YES
Pfbs 2	5.47 (5.46)	250100	No	YES
Pfhxa 2	6.57 (6.58)	52555	No	YES
Pfhpa 2	7.57 (7.57)	258521	No	YES
Pfhxs 2	7.65 (7.65)	291480	Yes	YES
Pfoa 2	8.30 (8.29)	494463	No	YES
Pfna 2	8.89 (8.89)	136789	No	YES
Pfos 2	8.89 (8.89)	140278	No	YES
Pfda 2	9.37 (9.37)	72866	No	YES
Pfuna 2	9.80 (9.80)	76280	No	YES
Pfds 2	9.78 (9.79)	128456	No	YES
Pfdoa 2	10.20 (10.20)	77319	No	YES

Analyte Peak Name	RT (Exp RT)	Area	Modified?	Ratio Confirms ID
Fosa 2	9.92 (9.93)	16165	No	No
Pfteda 2	10.80 (10.80)	30653	No	YES
PFHpS 2	8.32 (8.33)	20203	No	YES
NMeFOSE 2	10.80 (10.80)	895	No	YES
NMeFOSA 2	10.80 (10.80)	56275	No	YES
NEtFOSE 2	11.00 (11.00)	692	No	YES
NEtFOSA 2	11.00 (11.00)	54510	No	YES
PFTrDA 2	10.50 (10.50)	65771	No	YES
6_2-FTS 2	8.25 (8.24)	169161	No	YES
8_2-FTS 2	9.35 (9.36)	8974	No	YES

Quantitative Peak Review — PFC 1ppb 15-OLC-02-45F

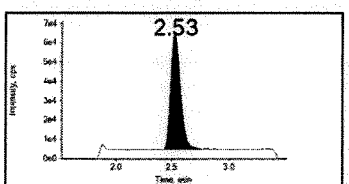

Pfba 1
213.000/169.000 Da
□ Baseline □ Missed
□ Wrong Peak

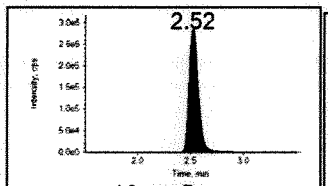

13c_pfba
217.000/172.000 Da
□ Baseline □ Missed
□ Wrong Peak

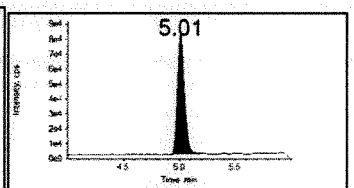

Pfpea 1
263.000/219.000 Da
□ Baseline □ Missed
□ Wrong Peak

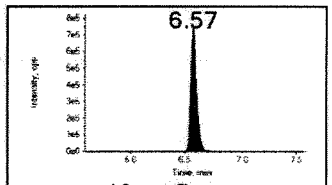

13c_pfhxa
315.000/270.000 Da
□ Baseline □ Missed
□ Wrong Peak

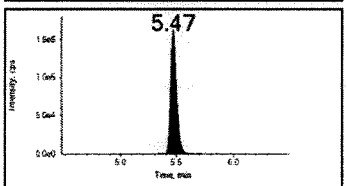

Pfbs 1
299.000/80.000 Da
□ Baseline □ Missed
□ Wrong Peak

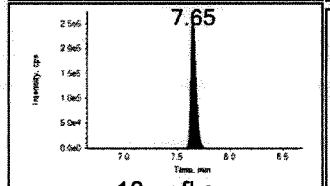

18o-pfhs
403.000/103.000 Da
□ Baseline □ Missed
□ Wrong Peak

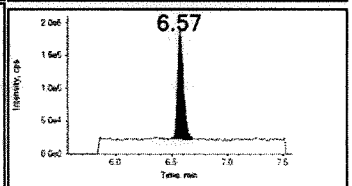

Pfhxa 1
313.000/269.000 Da
□ Baseline □ Missed
□ Wrong Peak

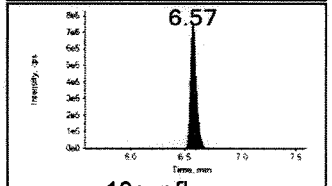

13c_pfhxa
315.000/270.000 Da
□ Baseline □ Missed
□ Wrong Peak

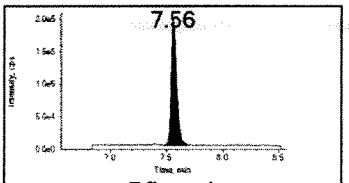

Pfhpa 1
363.000/319.000 Da
□ Baseline □ Missed
□ Wrong Peak

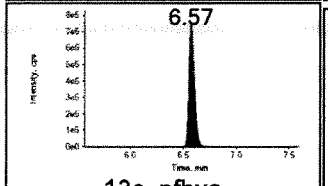

13c_pfhxa
315.000/270.000 Da
□ Baseline □ Missed
□ Wrong Peak

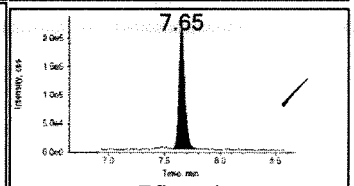

Pfhxs 1
399.000/80.000 Da
□ Baseline □ Missed
□ Wrong Peak

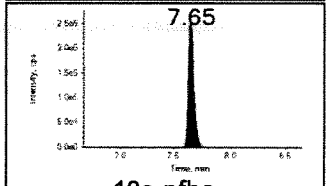

18o-pfhs
403.000/103.000 Da
□ Baseline □ Missed
□ Wrong Peak

MAY 12 2016

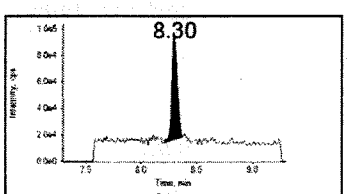

Pfoa 1
413.000/169.000 Da
□ Baseline □ Missed
□ Wrong Peak

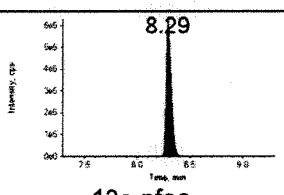

13c-pfoa
417.000/372.000 Da
□ Baseline □ Missed
□ Wrong Peak

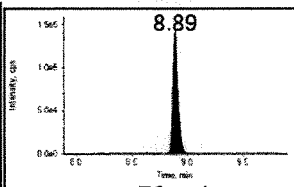

Pfna 1
463.000/419.000 Da
□ Baseline □ Missed
□ Wrong Peak

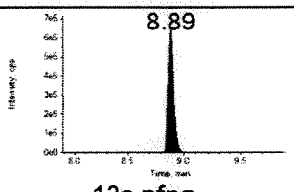

13c-pfna
468.000/423.000 Da
□ Baseline □ Missed
□ Wrong Peak

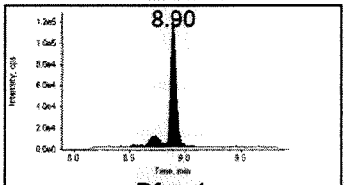

Pfos 1
499.000/80.000 Da
□ Baseline □ Missed
□ Wrong Peak

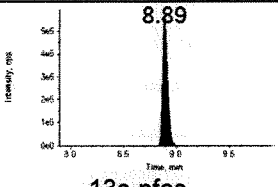

13c-pfos
503.000/80.000 Da
□ Baseline □ Missed
□ Wrong Peak

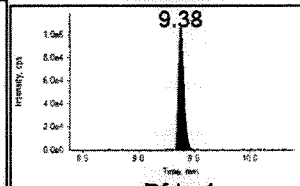

Pfda 1
513.000/469.000 Da
□ Baseline □ Missed
□ Wrong Peak

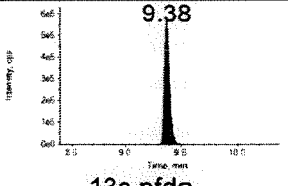

13c-pfda
515.000/470.000 Da
□ Baseline □ Missed
□ Wrong Peak

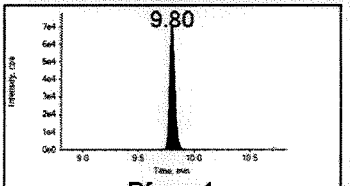

Pfuna 1
563.000/519.000 Da
□ Baseline □ Missed
□ Wrong Peak

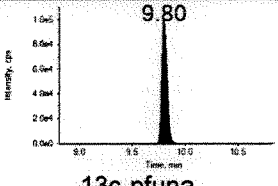

13c-pfuna
565.000/520.000 Da
□ Baseline □ Missed
□ Wrong Peak

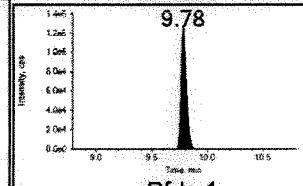

Pfds 1
599.000/80.000 Da
□ Baseline □ Missed
□ Wrong Peak

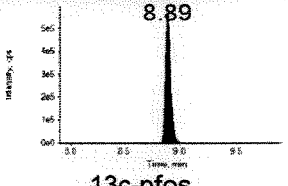

13c-pfos
503.000/80.000 Da
□ Baseline □ Missed
□ Wrong Peak

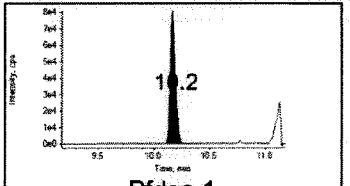

Pfdoa 1
613.000/569.000 Da
□ Baseline □ Missed
□ Wrong Peak

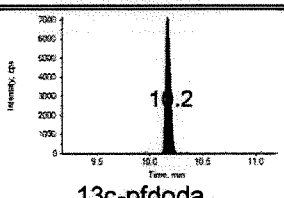

13c-pfdoda
615.000/570.000 Da
□ Baseline □ Missed
□ Wrong Peak

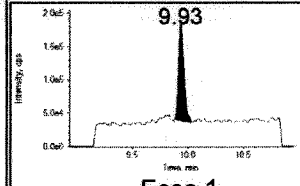

Fosa 1
498.000/78.000 Da
□ Baseline □ Missed
□ Wrong Peak

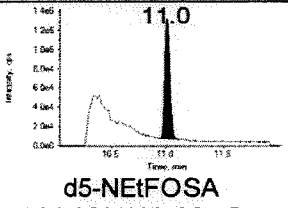

d5-NEtFOSA
531.000/169.000 Da
□ Baseline □ Missed
□ Wrong Peak

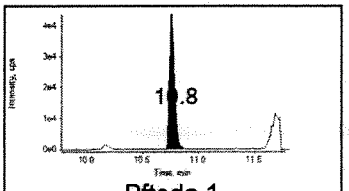

Pfteda 1
713.000/669.000 Da
□ Baseline □ Missed
□ Wrong Peak

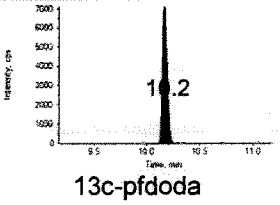

13c-pfdoda
615.000/570.000 Da
□ Baseline □ Missed
□ Wrong Peak

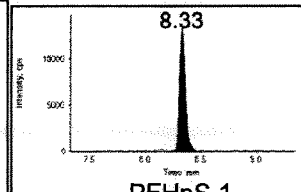

PFHpS 1
449.400/80.000 Da
□ Baseline □ Missed
□ Wrong Peak

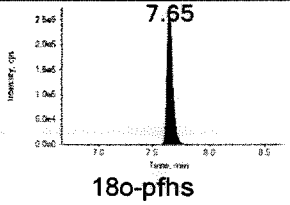

18o-pfhs
403.000/103.000 Da
□ Baseline □ Missed
□ Wrong Peak

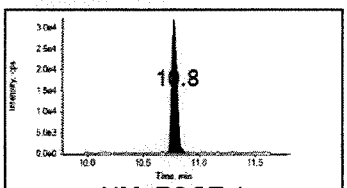

NMeFOSE 1
616.200/58.800 Da
□ Baseline □ Missed
□ Wrong Peak

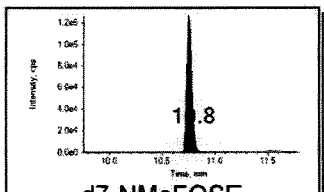

d7-NMeFOSE
623.000/59.000 Da
□ Baseline □ Missed
□ Wrong Peak

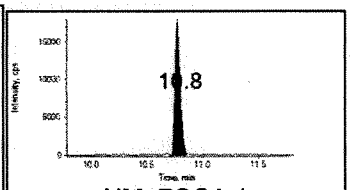

NMeFOSA 1
512.200/169.300 Da
□ Baseline □ Missed
□ Wrong Peak

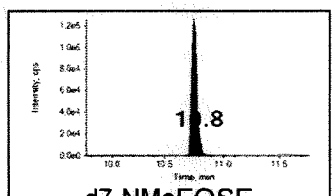

d7-NMeFOSE
623.000/59.000 Da
□ Baseline □ Missed
□ Wrong Peak

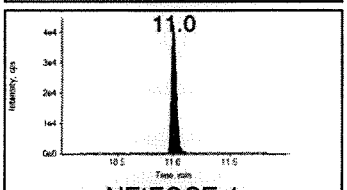

NEtFOSE 1
630.200/59.000 Da
□ Baseline □ Missed
□ Wrong Peak

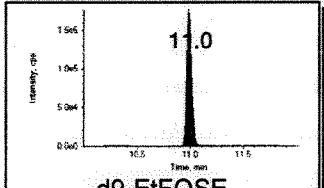

d9-EtFOSE
639.000/59.000 Da
□ Baseline □ Missed
□ Wrong Peak

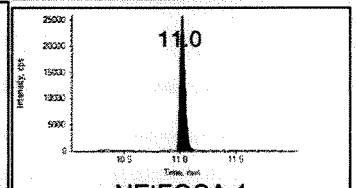

NEtFOSA 1
526.200/169.000 Da
□ Baseline □ Missed
□ Wrong Peak

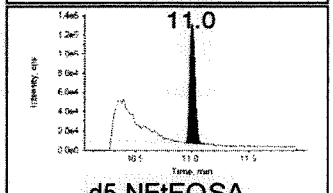

d5-NEtFOSA
531.000/169.000 Da
□ Baseline □ Missed
□ Wrong Peak

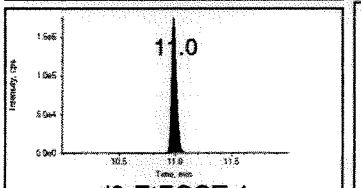

d9-EtFOSE 1
639.000/59.000 Da
□ Baseline □ Missed
□ Wrong Peak

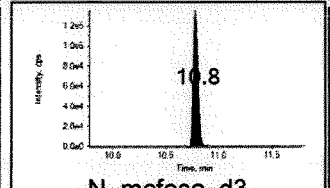

N_mefosa_d3
515.000/169.000 Da
□ Baseline □ Missed
□ Wrong Peak

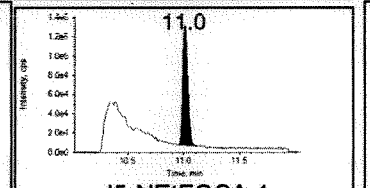

d5-NEtFOSA 1
531.000/169.000 Da
□ Baseline □ Missed
□ Wrong Peak

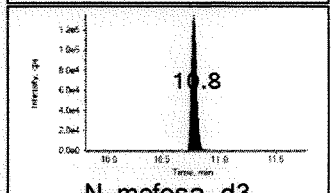

N_mefosa_d3
515.000/169.000 Da
□ Baseline □ Missed
□ Wrong Peak

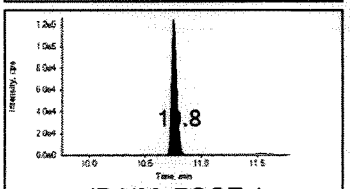

d7-NMeFOSE 1
623.000/59.000 Da
□ Baseline □ Missed
□ Wrong Peak

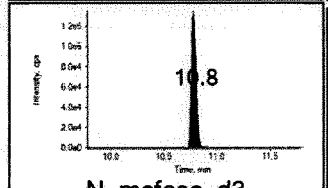

N_mefosa_d3
515.000/169.000 Da
□ Baseline □ Missed
□ Wrong Peak

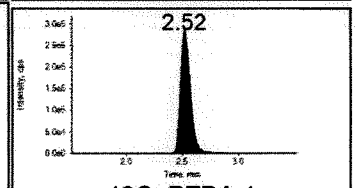

13C_PFBA 1
217.000/172.000 Da
□ Baseline □ Missed
□ Wrong Peak

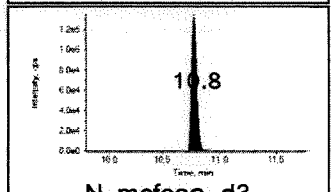

N_mefosa_d3
515.000/169.000 Da
□ Baseline □ Missed
□ Wrong Peak

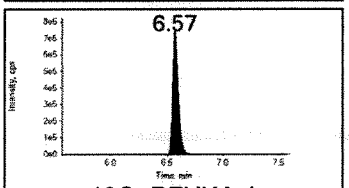

13C_PFHXA 1
315.000/270.000 Da
□ Baseline □ Missed
□ Wrong Peak

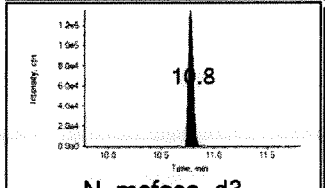

N_mefosa_d3
515.000/169.000 Da
□ Baseline □ Missed
□ Wrong Peak

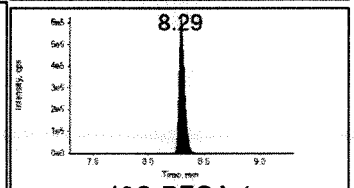

13C-PFOA 1
417.000/372.000 Da
□ Baseline □ Missed
□ Wrong Peak

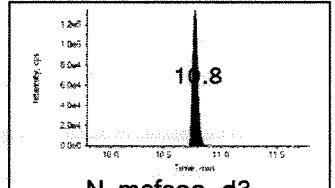

N_mefosa_d3
515.000/169.000 Da
□ Baseline □ Missed
□ Wrong Peak

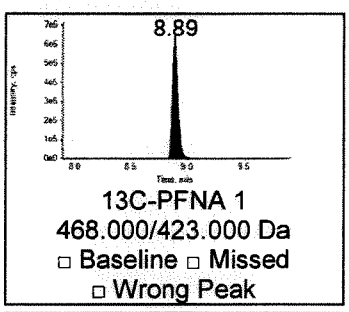

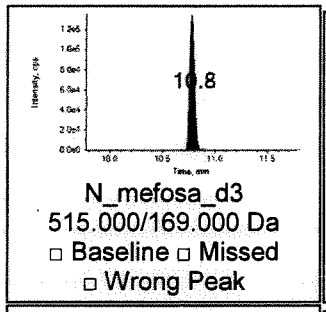

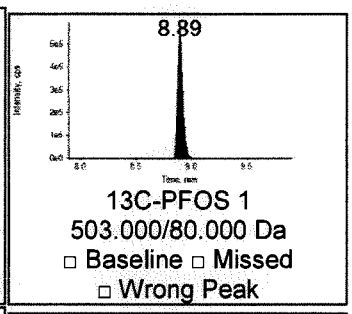

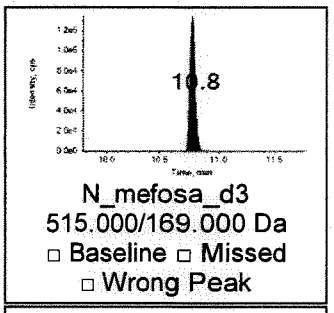

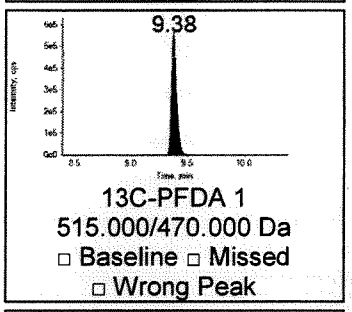

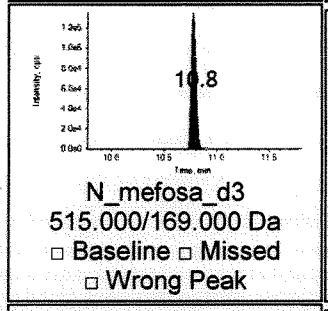

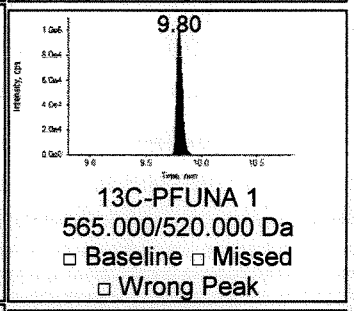

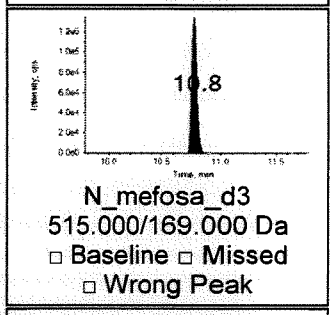

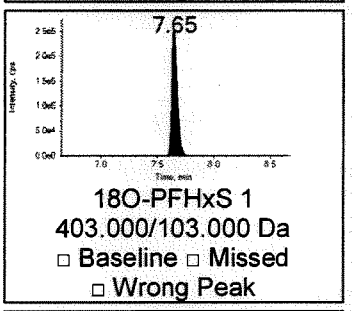

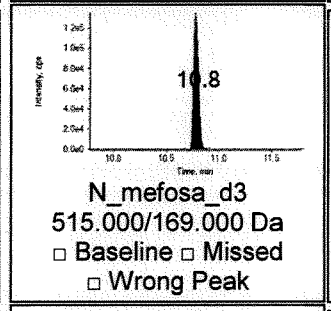

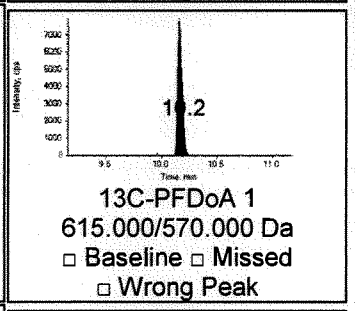

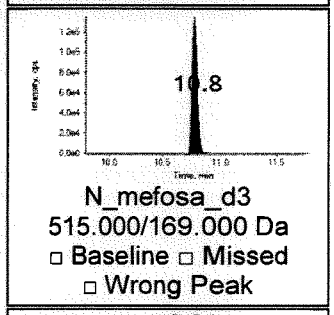

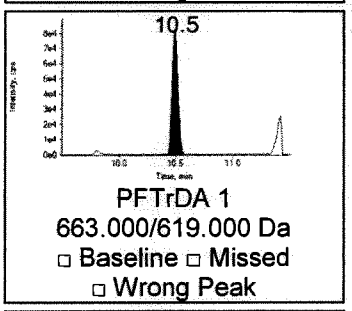

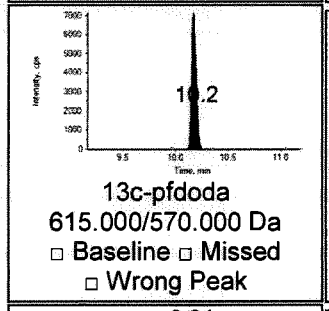

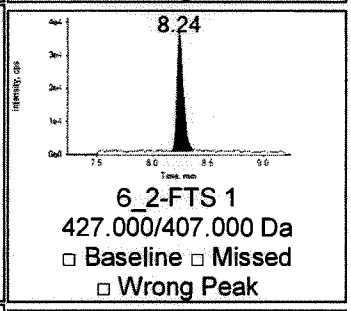

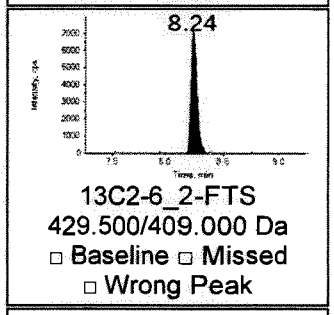

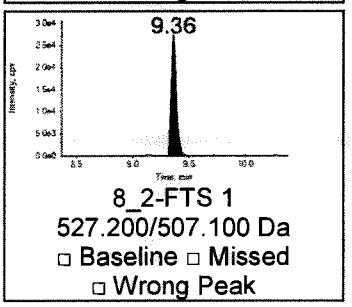

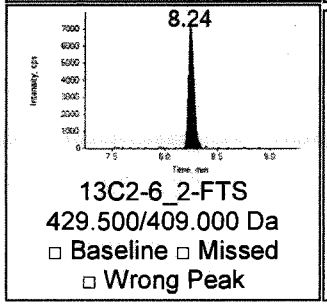

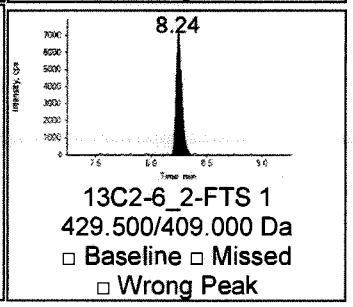

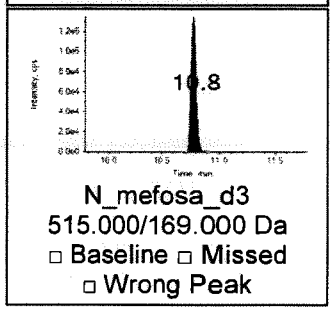

Ion Ratio Confirmation

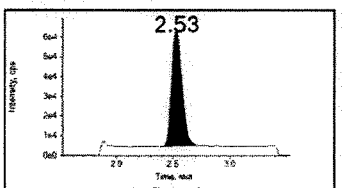

Pfba 2
Mod?
□ Baseline □ Missed
□ Wrong Peak

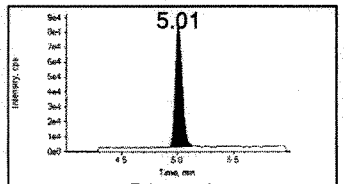

Pfpea 2
Mod?
□ Baseline □ Missed
□ Wrong Peak

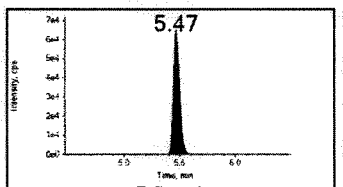

Pfbs 2
Mod?
□ Baseline □ Missed
□ Wrong Peak

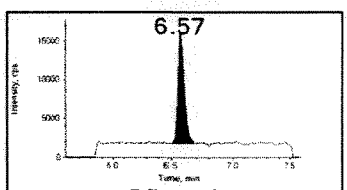

Pfhxa 2
Mod?
□ Baseline □ Missed
□ Wrong Peak

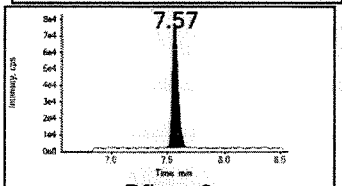

Pfhpa 2
Mod?
□ Baseline □ Missed
□ Wrong Peak

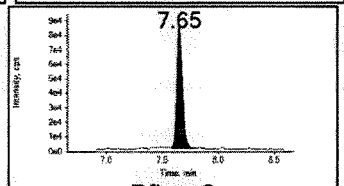

Pfhxs 2
Mod?
□ Baseline □ Missed
□ Wrong Peak

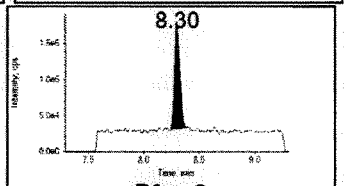

Pfoa 2
Mod?
□ Baseline □ Missed
□ Wrong Peak

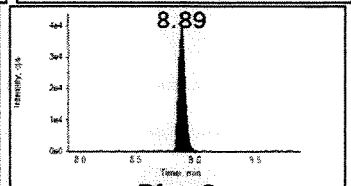

Pfna 2
Mod?
□ Baseline □ Missed
□ Wrong Peak

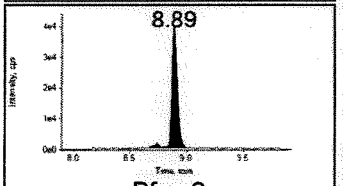

Pfos 2
Mod?
□ Baseline □ Missed
□ Wrong Peak

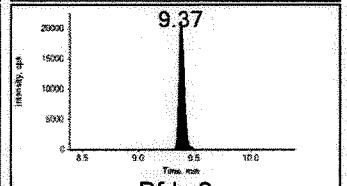

Pfda 2
Mod?
□ Baseline □ Missed
□ Wrong Peak

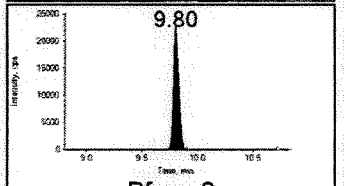

Pfuna 2
Mod?
□ Baseline □ Missed
□ Wrong Peak

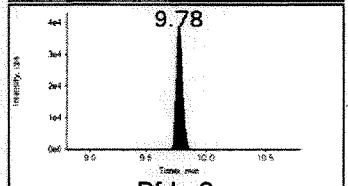

Pfds 2
Mod?
□ Baseline □ Missed
□ Wrong Peak

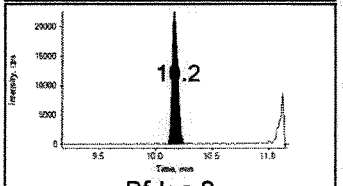

Pfdoa 2
Mod?
□ Baseline □ Missed
□ Wrong Peak

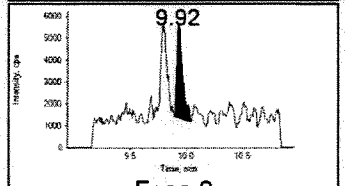

Fosa 2
Mod?
□ Baseline □ Missed
□ Wrong Peak

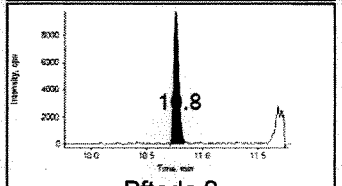

Pfteda 2
Mod?
□ Baseline □ Missed
□ Wrong Peak

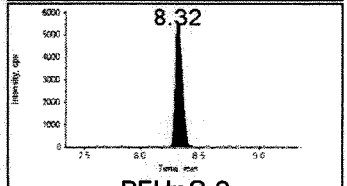

PFHpS 2
Mod?
□ Baseline □ Missed
□ Wrong Peak

MAY 12 2016

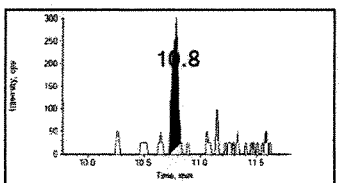

NMeFOSE 2
Mod?
□ Baseline □ Missed
□ Wrong Peak

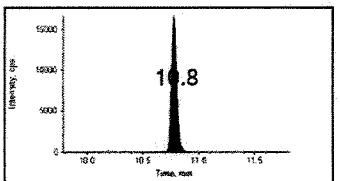

NMeFOSA 2
Mod?
□ Baseline □ Missed
□ Wrong Peak

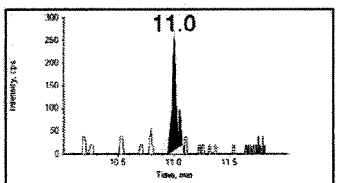

NEtFOSE 2
Mod?
□ Baseline □ Missed
□ Wrong Peak

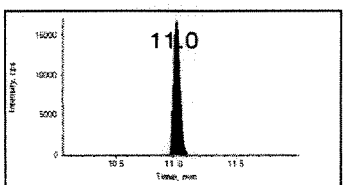

NEtFOSA 2
Mod?
□ Baseline □ Missed
□ Wrong Peak

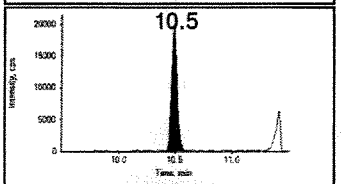

PFTrDA 2
Mod?
□ Baseline □ Missed
□ Wrong Peak

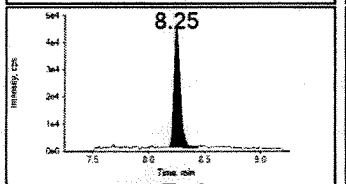

6_2-FTS 2
Mod?
□ Baseline □ Missed
□ Wrong Peak

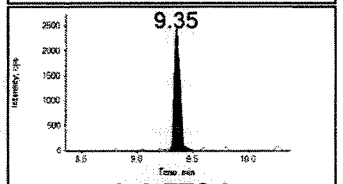

8_2-FTS 2
Mod?
□ Baseline □ Missed
□ Wrong Peak

Printing Time: 7:06:54 PM
Printing Date: Friday, May 06, 2016

	File Name	Sample Name	Sample Type	Analyte Peak Name	Analyte Peak Area (counts)	Analyte Concentration (ng/mL)
3832	050116\1072.wiff	K1603420-004	Unknown	6_2-FTS 2	2934900.	N/A
3833	050116\1072.wiff	K1603420-004	Unknown	8_2-FTS 1	880930.	N/A
3834	050116\1072.wiff	K1603420-004	Unknown	8_2-FTS 2	87456.	N/A
3835	050116\1072.wiff	K1603420-004	Unknown	13C2-6_2-FTS 1	19744.	N/A
3836	050116\1073.wiff	PFC 1ppb	Quality Control	Pfba 1	367760.	1.0000
3837	050116\1073.wiff	PFC 1ppb	Quality Control	Pfba 2	358440.	1.0000
3838	050116\1073.wiff	PFC 1ppb	Quality Control	Pfpea 1	344860.	1.0000
3839	050116\1073.wiff	PFC 1ppb	Quality Control	Pfpea 2	346550.	1.0000
3840	050116\1073.wiff	PFC 1ppb	Quality Control	Pfbs 1	627510.	1.0000
3841	050116\1073.wiff	PFC 1ppb	Quality Control	Pfbs 2	250100.	1.0000
3842	050116\1073.wiff	PFC 1ppb	Quality Control	Pfhxa 1	586810.	1.0000
3843	050116\1073.wiff	PFC 1ppb	Quality Control	Pfhxa 2	52555.	1.0000
3844	050116\1073.wiff	PFC 1ppb	Quality Control	Pfhpa 1	671800.	1.0000
3845	050116\1073.wiff	PFC 1ppb	Quality Control	Pfhpa 2	258520.	1.0000
3846	050116\1073.wiff	PFC 1ppb	Quality Control	Pfhxs 1	768920.	1.0000
3847	050116\1073.wiff	PFC 1ppb	Quality Control	Pfhxs 2	301890.	1.0000
3848	050116\1073.wiff	PFC 1ppb	Quality Control	Pfoa 1	274800.	1.0000
3849	050116\1073.wiff	PFC 1ppb	Quality Control	Pfoa 2	494460.	1.0000
3850	050116\1073.wiff	PFC 1ppb	Quality Control	Pfna 1	467140.	1.0000
3851	050116\1073.wiff	PFC 1ppb	Quality Control	Pfna 2	136790.	1.0000

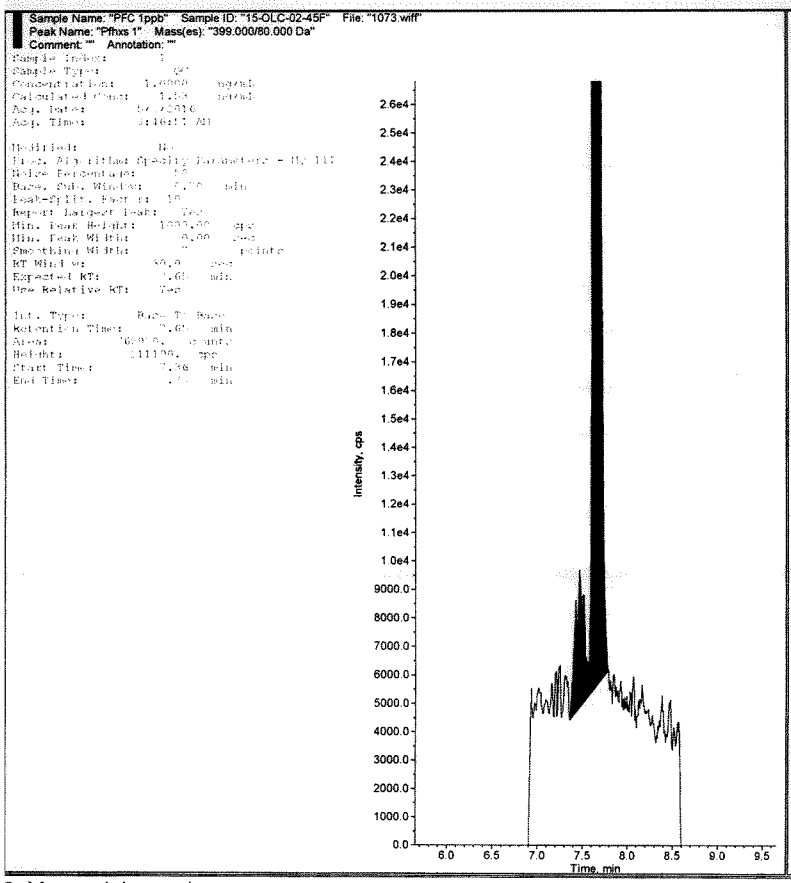



Before
MAY 06 2016

Collected by: N/A
Electronic Signature: no
Operator: Matt Hall

MAY 12 2016

	File Name	Sample Name	Sample Type	Analyte Peak Name	Analyte Peak Area (counts)	Analyte Concentration (ng/mL)
3832	050116\1072.wiff	K1603420-004	Unknown	6_2-FTS 2	2934900.	N/A
3833	050116\1072.wiff	K1603420-004	Unknown	8_2-FTS 1	880930.	N/A
3834	050116\1072.wiff	K1603420-004	Unknown	8_2-FTS 2	87456.	N/A
3835	050116\1072.wiff	K1603420-004	Unknown	13C2-6_2-FTS 1	19744.	N/A
3836	050116\1073.wiff	PFC 1ppb	Quality Control	Pfba 1	367760.	1.0000
3837	050116\1073.wiff	PFC 1ppb	Quality Control	Pfba 2	358440.	1.0000
3838	050116\1073.wiff	PFC 1ppb	Quality Control	Pfpea 1	344860.	1.0000
3839	050116\1073.wiff	PFC 1ppb	Quality Control	Pfpea 2	346550.	1.0000
3840	050116\1073.wiff	PFC 1ppb	Quality Control	Pfbs 1	627510.	1.0000
3841	050116\1073.wiff	PFC 1ppb	Quality Control	Pfbs 2	250100.	1.0000
3842	050116\1073.wiff	PFC 1ppb	Quality Control	Pfhxa 1	586810.	1.0000
3843	050116\1073.wiff	PFC 1ppb	Quality Control	Pfhxa 2	52555.	1.0000
3844	050116\1073.wiff	PFC 1ppb	Quality Control	Pfhpa 1	671800.	1.0000
3845	050116\1073.wiff	PFC 1ppb	Quality Control	Pfhpa 2	258520.	1.0000
3846	050116\1073.wiff	PFC 1ppb	Quality Control	Pfhxs 1	739440.	1.0000
3847	050116\1073.wiff	PFC 1ppb	Quality Control	Pfhxs 2	301890.	1.0000
3848	050116\1073.wiff	PFC 1ppb	Quality Control	Pfoa 1	274800.	1.0000
3849	050116\1073.wiff	PFC 1ppb	Quality Control	Pfoa 2	494460.	1.0000
3850	050116\1073.wiff	PFC 1ppb	Quality Control	Pfna 1	467140.	1.0000
3851	050116\1073.wiff	PFC 1ppb	Quality Control	Pfna 2	136790.	1.0000

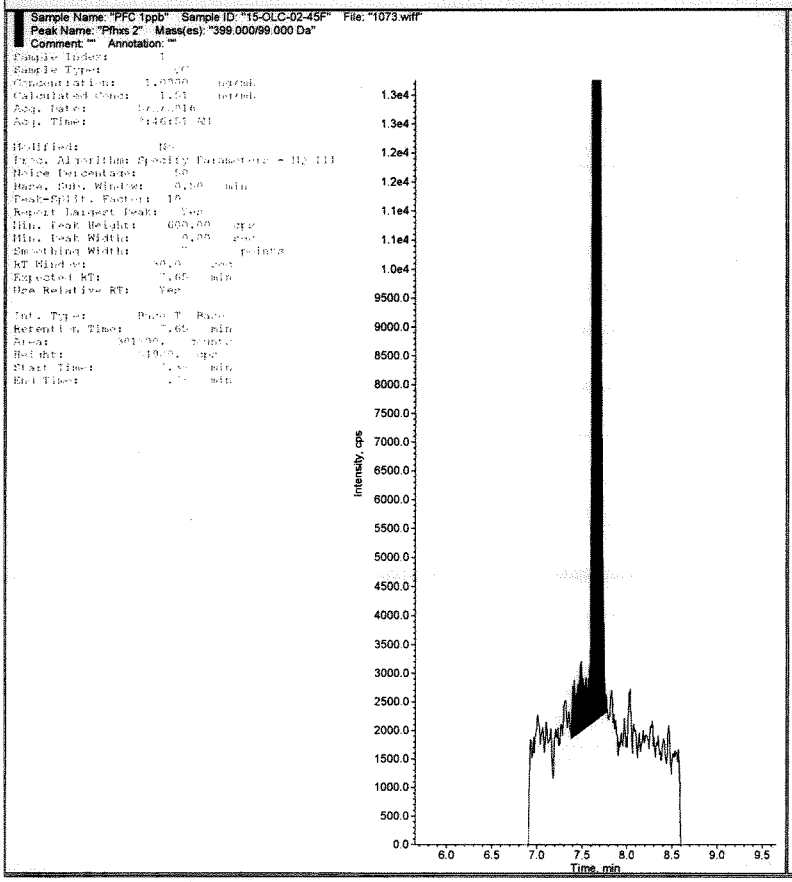

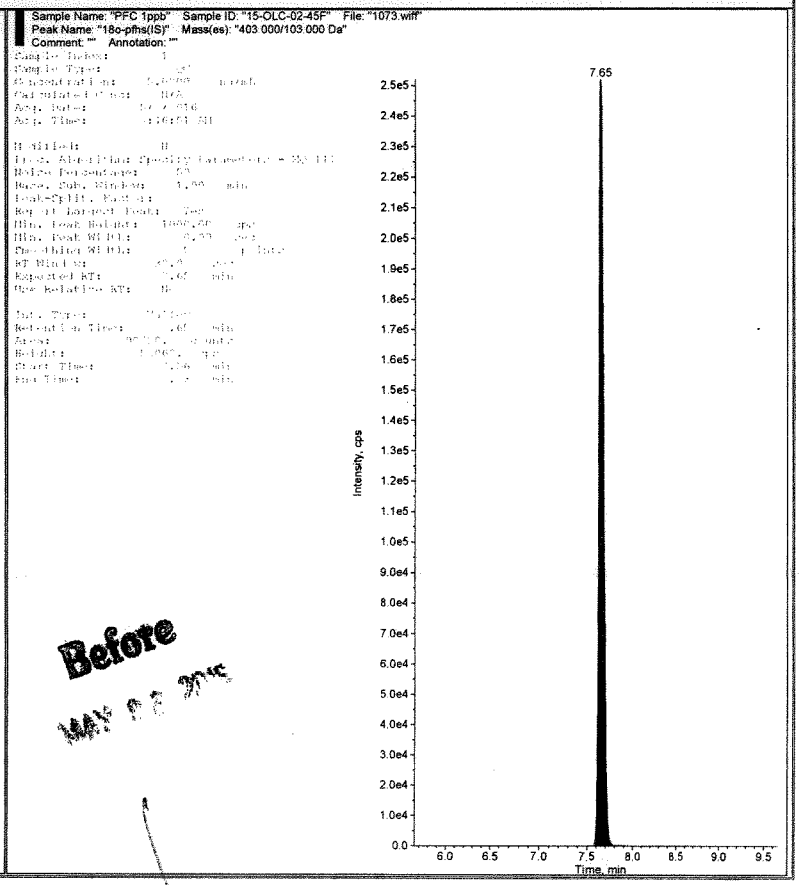

Before

Collected by: N/A
Electronic Signature: no
Operator: Matt Hall

Project	Ewan's Projects\PFCs
Data File	050116\1074.wiff
Result Table	050116.rdb
Instrument Name	LCMS02

Sample Name	IB	**Injection Volume**	10
Acquisition Date	5/2/2016 9:04:38 AM	**Sample Type**	Unknown
Acquisition Method	PFC_090315 schedule mrm.dam	**Dilution Factor**	1.00
Injection Vial	1	**Weight to Volume**	0.00

Results Summary

Analyte Name	IS Name	IS Area	Analyte RT (Exp RT)	Analyte Area	Calc. Conc (ng/mL)	Modified?
Pfba 1	13c_pfba	2378615	2.55 (2.55)	12289	0.0300	No
Pfpea 1	13c_pfhxa	3598571	0.00 (5.01)	0	N/A	No
Pfbs 1	18o-pfhs	1224461	5.48 (5.47)	2642	0.0040	No
Pfhxa 1	13c_pfhxa	3598571	6.57 (6.58)	11491	0.0180	No
Pfhpa 1	13c_pfhxa	3598571	7.58 (7.57)	3456	0.0050	No
Pfhxs 1	18o-pfhs	1224461	7.65 (7.65)	91860	0.1330	Yes
Pfoa 1	13c-pfoa	2696227	8.28 (8.27)	26987	0.0940	No
Pfna 1	13c-pfna	2871670	0.00 (8.85)	0	N/A	No
Pfos 1	13c-pfos	2344187	8.70 (8.86)	54309	0.1240	Yes
Pfda 1	13c-pfda	2322638	0.00 (9.32)	0	N/A	No
Pfuna 1	13c-pfuna	479517	9.75 (9.74)	3670	0.0140	No
Pfds 1	13c-pfos	2344187	0.00 (9.74)	0	N/A	No
Pfdoa 1	13c-pfdoda	33746	10.10 (10.10)	1659	0.0040	No
Fosa 1	d5-NEtFOSA	463950	9.89 (9.87)	63349	0.1480	No
Pfteda 1	13c-pfdoda	33746	10.70 (10.70)	1261	0.0070	No
PFHpS 1	18o-pfhs	1224461	0.00 (8.33)	0	N/A	No
NMeFOSE 1	d7-NMeFOSE	509162	0.00 (10.70)	0	N/A	No
NMeFOSA 1	d7-NMeFOSE	509162	0.00 (10.80)	0	N/A	No
NEtFOSE 1	d9-EtFOSE	583676	0.00 (10.90)	0	N/A	No
NEtFOSA 1	d5-NEtFOSA	463950	0.00 (11.00)	0	N/A	No

MAY 12 2016

Analyte Name	IS Name	IS Area	Analyte RT (Exp RT)	Analyte Area	Calc. Conc (ng/mL)	Modified?
d9-EtFOSE 1	N_mefosa_d3	490852	10.90 (10.90)	583676	4.3760	No
d5-NEtFOSA 1	N_mefosa_d3	490852	10.90 (11.00)	463950	4.5820	No
d7-NMeFOSE 1	N_mefosa_d3	490852	10.70 (10.70)	509162	4.9410	No
13C_PFBA 1	N_mefosa_d3	490852	2.54 (2.50)	2378615	5.4220	No
13C_PFHXA 1	N_mefosa_d3	490852	6.58 (6.53)	3598571	5.6720	No
13C-PFOA 1	N_mefosa_d3	490852	8.27 (8.25)	2696227	5.8510	No
13C-PFNA 1	N_mefosa_d3	490852	8.85 (8.84)	2871670	5.7970	No
13C-PFOS 1	N_mefosa_d3	490852	8.86 (8.85)	2344187	5.4820	No
13C-PFDA 1	N_mefosa_d3	490852	9.33 (9.34)	2322638	5.6520	No
13C-PFUNA 1	N_mefosa_d3	490852	9.74 (9.75)	479517	5.8080	No
18O-PFHxS 1	N_mefosa_d3	490852	7.65 (7.61)	1224461	5.7540	No
13C-PFDoA 1	N_mefosa_d3	490852	10.10 (10.10)	34276	6.5870	No
PFTrDA 1	13c-pfdoda	33746	0.00 (10.40)	0	N/A	No
6_2-FTS 1	13C2-6_2-FTS	30349	8.22 (8.23)	25148	0.2480	No
8_2-FTS 1	13C2-6_2-FTS	30349	0.00 (9.35)	0	N/A	No
13C2-6_2-FTS 1	N_mefosa_d3	490852	8.24 (8.20)	30349	4.6690	No

IRC Summary

Analyte Peak Name	RT (Exp RT)	Area	Modified?	Calc (Exp) MRM Ratio	Ratio Confirms ID
Pfba 2	2.54 (2.54)	7109	No	0.58 (0.99)	No
Pfpea 2	0.00 (5.01)	0	No	0.00 (1.01)	No
Pfbs 2	0.00 (5.47)	0	No	0.00 (0.41)	No
Pfhxa 2	6.59 (6.58)	955	No	0.08 (0.09)	YES
Pfhpa 2	0.00 (7.57)	0	No	0.00 (0.40)	No
Pfhxs 2	7.65 (7.65)	34285	No	0.37 (0.40)	YES
Pfoa 2	8.29 (8.27)	59499	No	2.20 (1.86)	YES
Pfna 2	0.00 (8.85)	0	No	0.00 (0.30)	No

Analyte Peak Name	RT (Exp RT)	Area	Modified?	Calc (Exp) MRM Ratio	Ratio Confirms ID
Pfos 2	8.86 (8.86)	12313	No	0.23 (0.33)	No
Pfda 2	9.34 (9.32)	849	No	0.00 (0.20)	No
Pfuna 2	0.00 (9.74)	0	No	0.00 (0.33)	No
Pfds 2	0.00 (9.74)	0	No	0.00 (0.32)	No
Pfdoa 2	0.00 (10.10)	0	No	0.00 (0.29)	No
Fosa 2	9.92 (9.87)	1178	No	0.02 (0.03)	No
Pfteda 2	0.00 (10.70)	0	No	0.00 (0.23)	No
PFHpS 2	0.00 (8.33)	0	No	0.00 (0.41)	No
NMeFOSE 2	0.00 (10.70)	0	No	0.00 (0.01)	No
NMeFOSA 2	0.00 (10.70)	0	No	0.00 (0.97)	No
NEtFOSE 2	0.00 (10.90)	0	No	0.00 (0.01)	No
NEtFOSA 2	0.00 (11.00)	0	No	0.00 (0.69)	No
PFTrDA 2	0.00 (10.40)	0	No	0.00 (0.24)	No
6_2-FTS 2	8.22 (8.24)	30912	No	1.23 (1.30)	YES
8_2-FTS 2	0.00 (9.35)	0	No	0.00 (0.10)	No

Quantitative Peak Review **IB** ***No data for Sample ID***

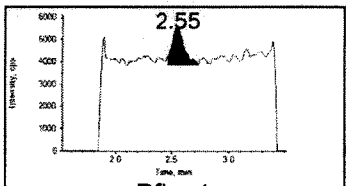

Pfba 1
213.000/169.000 Da
□ Baseline □ Missed
□ Wrong Peak

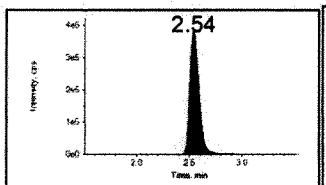

13c_pfba
217.000/172.000 Da
□ Baseline □ Missed
□ Wrong Peak

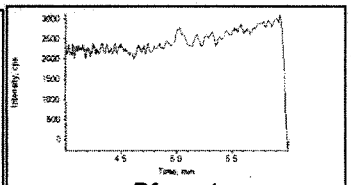

Pfpea 1
263.000/219.000 Da
□ Baseline □ Missed
□ Wrong Peak

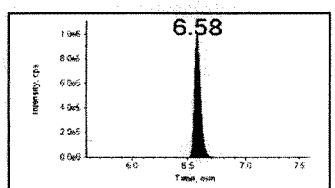

13c_pfhxa
315.000/270.000 Da
□ Baseline □ Missed
□ Wrong Peak

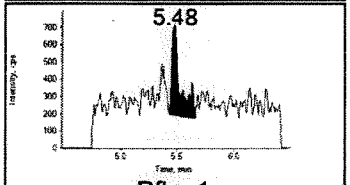

Pfbs 1
299.000/80.000 Da
□ Baseline □ Missed
□ Wrong Peak

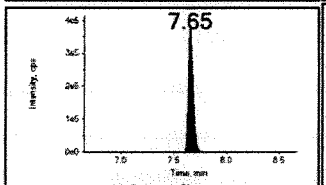

18o-pfhs
403.000/103.000 Da
□ Baseline □ Missed
□ Wrong Peak

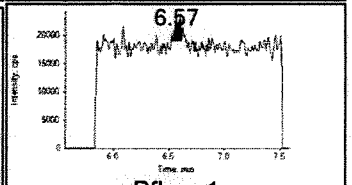

Pfhxa 1
313.000/269.000 Da
□ Baseline □ Missed
□ Wrong Peak

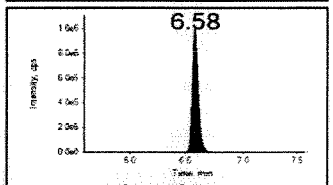

13c_pfhxa
315.000/270.000 Da
□ Baseline □ Missed
□ Wrong Peak

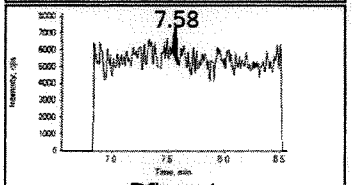

Pfhpa 1
363.000/319.000 Da
□ Baseline □ Missed
□ Wrong Peak

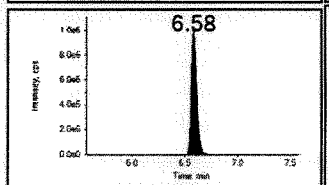

13c_pfhxa
315.000/270.000 Da
□ Baseline □ Missed
□ Wrong Peak

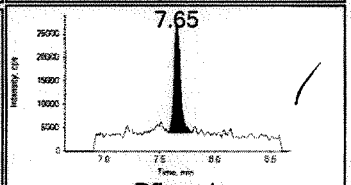

Pfhxs 1
399.000/80.000 Da
□ Baseline □ Missed
□ Wrong Peak

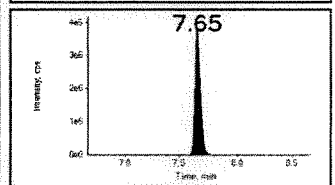

18o-pfhs
403.000/103.000 Da
□ Baseline □ Missed
□ Wrong Peak

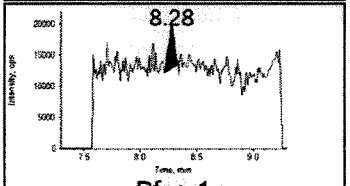

Pfoa 1
413.000/169.000 Da
□ Baseline □ Missed
□ Wrong Peak

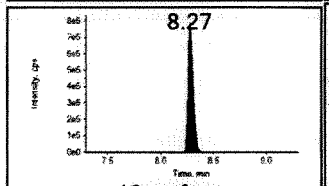

13c-pfoa
417.000/372.000 Da
□ Baseline □ Missed
□ Wrong Peak

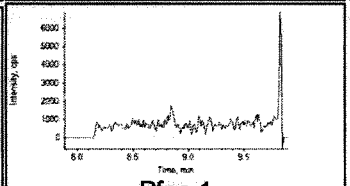

Pfna 1
463.000/419.000 Da
□ Baseline □ Missed
□ Wrong Peak

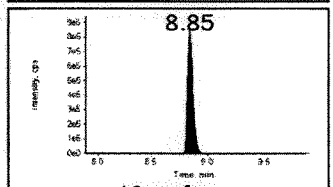

13c-pfna
468.000/423.000 Da
□ Baseline □ Missed
□ Wrong Peak

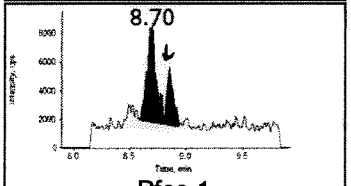

Pfos 1
499.000/80.000 Da
□ Baseline □ Missed
□ Wrong Peak

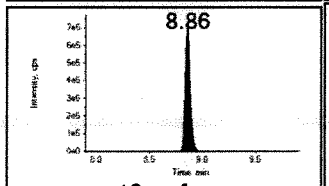

13c-pfos
503.000/80.000 Da
□ Baseline □ Missed
□ Wrong Peak

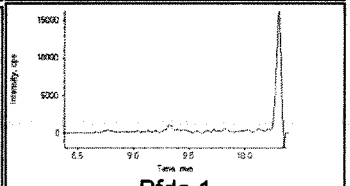

Pfda 1
513.000/469.000 Da
□ Baseline □ Missed
□ Wrong Peak

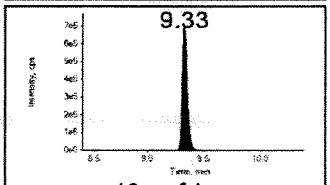

13c-pfda
515.000/470.000 Da
□ Baseline □ Missed
□ Wrong Peak

MAY 12 2016

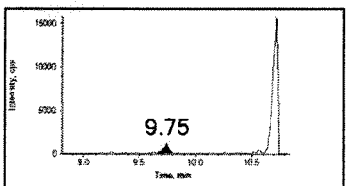

Pfuna 1
563.000/519.000 Da
□ Baseline □ Missed
□ Wrong Peak

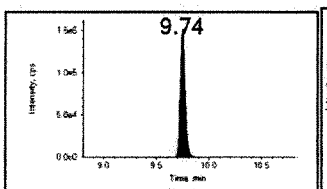

13c-pfuna
565.000/520.000 Da
□ Baseline □ Missed
□ Wrong Peak

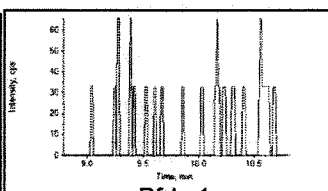

Pfds 1
599.000/80.000 Da
□ Baseline □ Missed
□ Wrong Peak

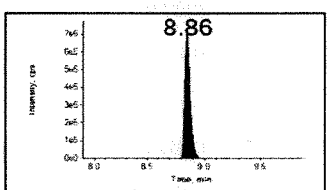

13c-pfos
503.000/80.000 Da
□ Baseline □ Missed
□ Wrong Peak

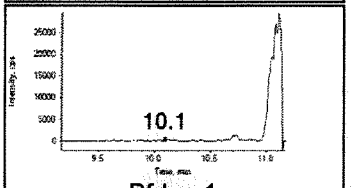

Pfdoa 1
613.000/569.000 Da
□ Baseline □ Missed
□ Wrong Peak

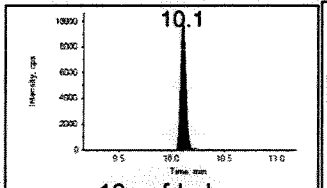

13c-pfdoda
615.000/570.000 Da
□ Baseline □ Missed
□ Wrong Peak

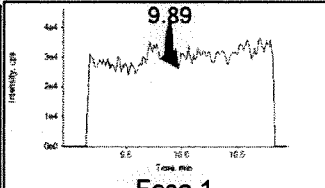

Fosa 1
498.000/78.000 Da
□ Baseline □ Missed
□ Wrong Peak

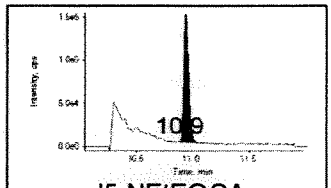

d5-NEtFOSA
531.000/169.000 Da
□ Baseline □ Missed
□ Wrong Peak

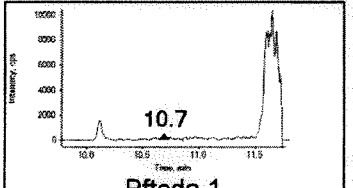

Pfteda 1
713.000/669.000 Da
□ Baseline □ Missed
□ Wrong Peak

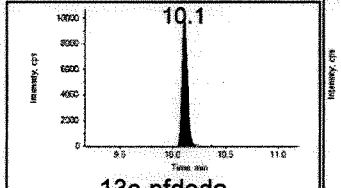

13c-pfdoda
615.000/570.000 Da
□ Baseline □ Missed
□ Wrong Peak

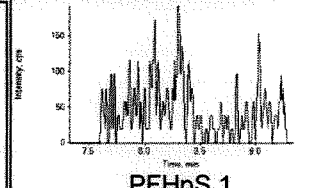

PFHpS 1
449.400/80.000 Da
□ Baseline □ Missed
□ Wrong Peak

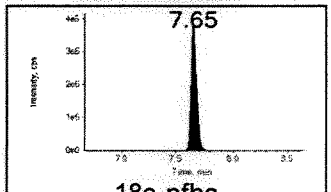

18o-pfhs
403.000/103.000 Da
□ Baseline □ Missed
□ Wrong Peak

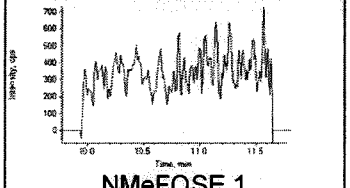

NMeFOSE 1
616.200/58.800 Da
□ Baseline □ Missed
□ Wrong Peak

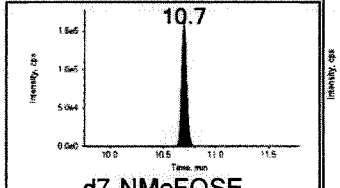

d7-NMeFOSE
623.000/59.000 Da
□ Baseline □ Missed
□ Wrong Peak

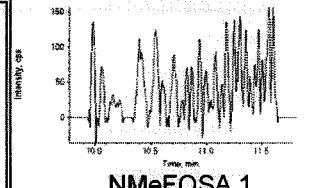

NMeFOSA 1
512.200/169.300 Da
□ Baseline □ Missed
□ Wrong Peak

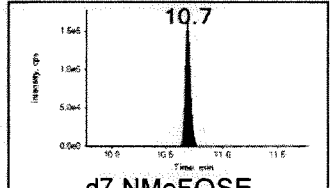

d7-NMeFOSE
623.000/59.000 Da
□ Baseline □ Missed
□ Wrong Peak

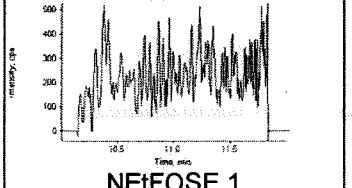

NEtFOSE 1
630.200/59.000 Da
□ Baseline □ Missed
□ Wrong Peak

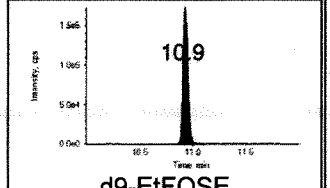

d9-EtFOSE
639.000/59.000 Da
□ Baseline □ Missed
□ Wrong Peak

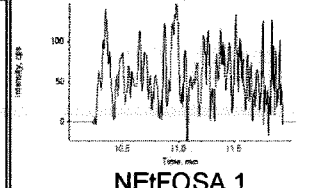

NEtFOSA 1
526.200/169.000 Da
□ Baseline □ Missed
□ Wrong Peak

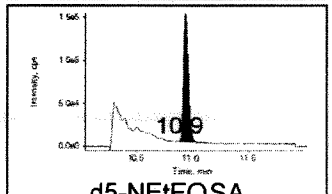

d5-NEtFOSA
531.000/169.000 Da
□ Baseline □ Missed
□ Wrong Peak

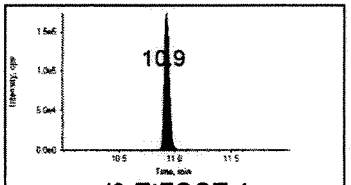

d9-EtFOSE 1
639.000/59.000 Da
□ Baseline □ Missed
□ Wrong Peak

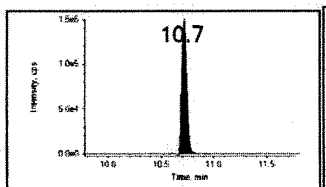

N_mefosa_d3
515.000/169.000 Da
□ Baseline □ Missed
□ Wrong Peak

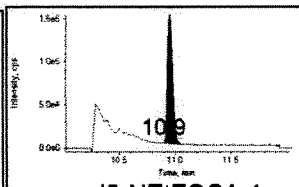

d5-NEtFOSA 1
531.000/169.000 Da
□ Baseline □ Missed
□ Wrong Peak

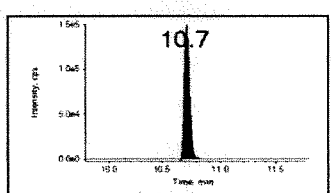

N_mefosa_d3
515.000/169.000 Da
□ Baseline □ Missed
□ Wrong Peak

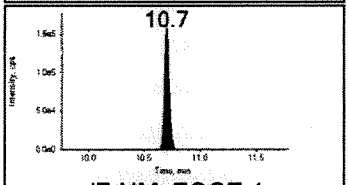

d7-NMeFOSE 1
623.000/59.000 Da
□ Baseline □ Missed
□ Wrong Peak

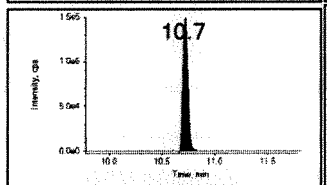

N_mefosa_d3
515.000/169.000 Da
□ Baseline □ Missed
□ Wrong Peak

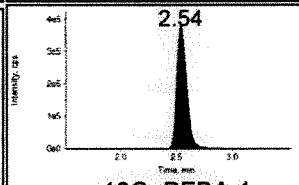

13C_PFBA 1
217.000/172.000 Da
□ Baseline □ Missed
□ Wrong Peak

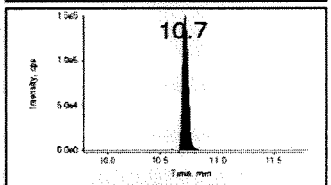

N_mefosa_d3
515.000/169.000 Da
□ Baseline □ Missed
□ Wrong Peak

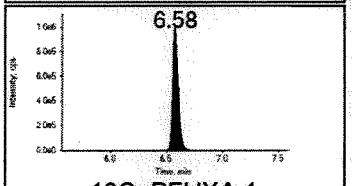

13C_PFHXA 1
315.000/270.000 Da
□ Baseline □ Missed
□ Wrong Peak

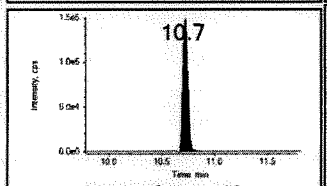

N_mefosa_d3
515.000/169.000 Da
□ Baseline □ Missed
□ Wrong Peak

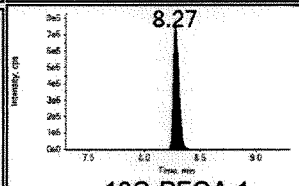

13C-PFOA 1
417.000/372.000 Da
□ Baseline □ Missed
□ Wrong Peak

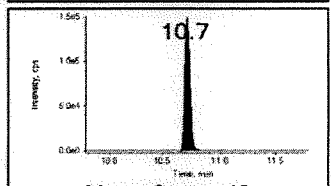

N_mefosa_d3
515.000/169.000 Da
□ Baseline □ Missed
□ Wrong Peak

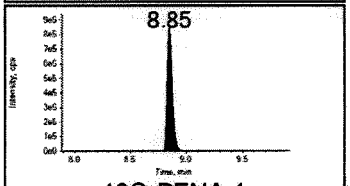

13C-PFNA 1
468.000/423.000 Da
□ Baseline □ Missed
□ Wrong Peak

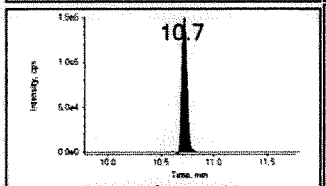

N_mefosa_d3
515.000/169.000 Da
□ Baseline □ Missed
□ Wrong Peak

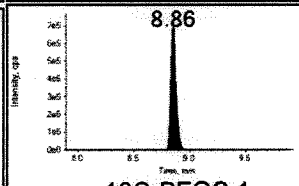

13C-PFOS 1
503.000/80.000 Da
□ Baseline □ Missed
□ Wrong Peak

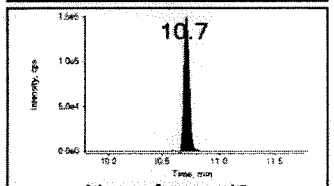

N_mefosa_d3
515.000/169.000 Da
□ Baseline □ Missed
□ Wrong Peak

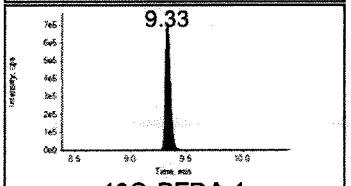

13C-PFDA 1
515.000/470.000 Da
□ Baseline □ Missed
□ Wrong Peak

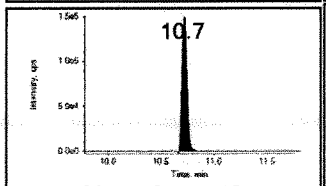

N_mefosa_d3
515.000/169.000 Da
□ Baseline □ Missed
□ Wrong Peak

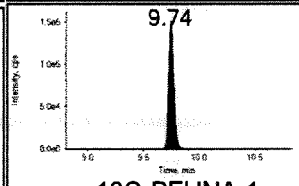

13C-PFUNA 1
565.000/520.000 Da
□ Baseline □ Missed
□ Wrong Peak

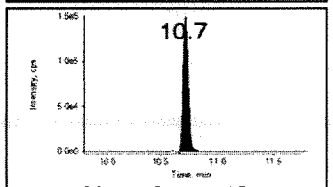

N_mefosa_d3
515.000/169.000 Da
□ Baseline □ Missed
□ Wrong Peak

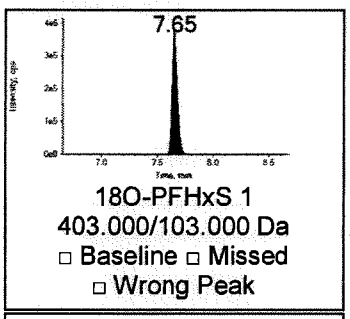

18O-PFHxS 1
403.000/103.000 Da
□ Baseline □ Missed
□ Wrong Peak

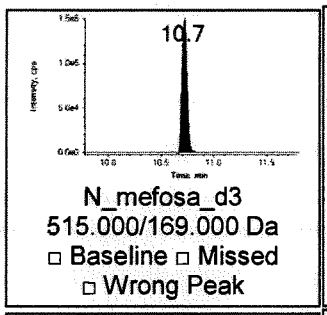

N_mefosa_d3
515.000/169.000 Da
□ Baseline □ Missed
□ Wrong Peak

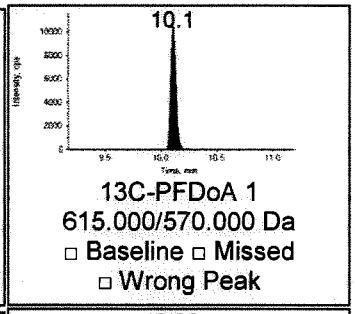

13C-PFDoA 1
615.000/570.000 Da
□ Baseline □ Missed
□ Wrong Peak

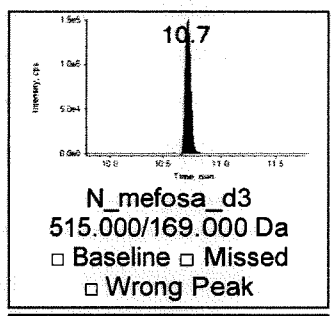

N_mefosa_d3
515.000/169.000 Da
□ Baseline □ Missed
□ Wrong Peak

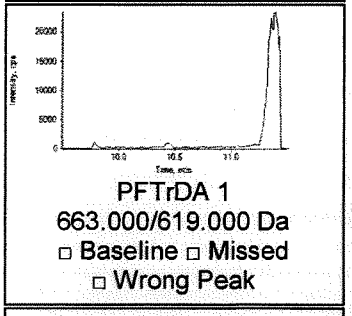

PFTrDA 1
663.000/619.000 Da
□ Baseline □ Missed
□ Wrong Peak

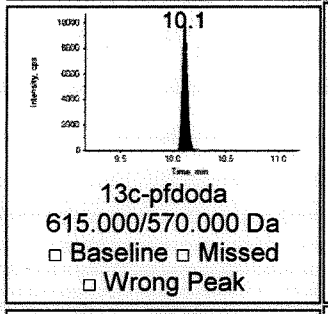

13c-pfdoda
615.000/570.000 Da
□ Baseline □ Missed
□ Wrong Peak

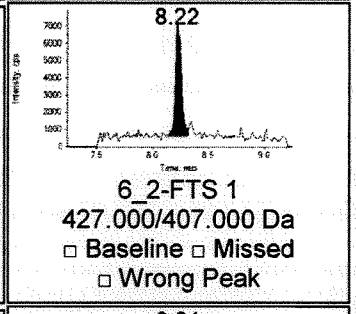

6_2-FTS 1
427.000/407.000 Da
□ Baseline □ Missed
□ Wrong Peak

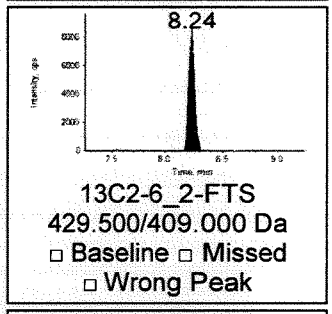

13C2-6_2-FTS
429.500/409.000 Da
□ Baseline □ Missed
□ Wrong Peak

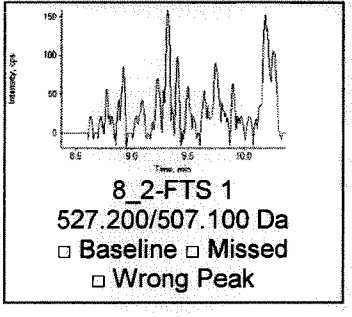

8_2-FTS 1
527.200/507.100 Da
□ Baseline □ Missed
□ Wrong Peak

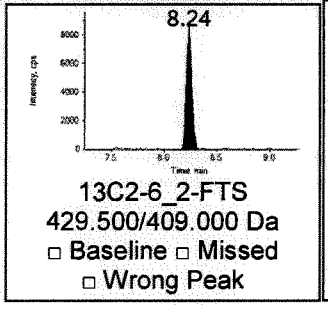

13C2-6_2-FTS
429.500/409.000 Da
□ Baseline □ Missed
□ Wrong Peak

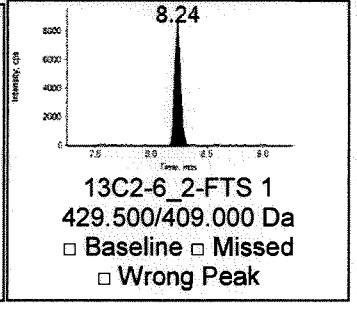

13C2-6_2-FTS 1
429.500/409.000 Da
□ Baseline □ Missed
□ Wrong Peak

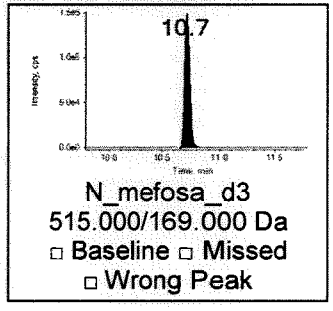

N_mefosa_d3
515.000/169.000 Da
□ Baseline □ Missed
□ Wrong Peak

Ion Ratio Confirmation

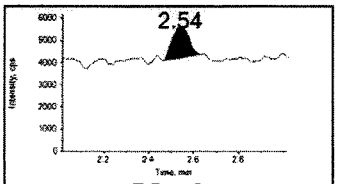

Pfba 2
Mod? No
□ Baseline □ Missed
□ Wrong Peak

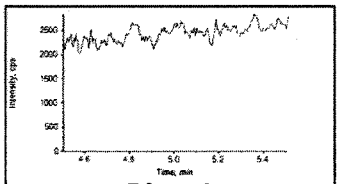

Pfpea 2
Mod? No
□ Baseline □ Missed
□ Wrong Peak

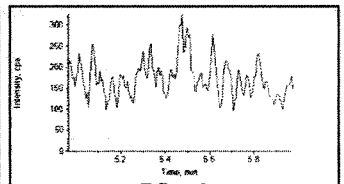

Pfbs 2
Mod? No
□ Baseline □ Missed
□ Wrong Peak

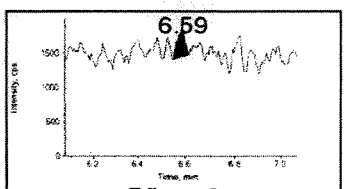

Pfhxa 2
Mod? No
□ Baseline □ Missed
□ Wrong Peak

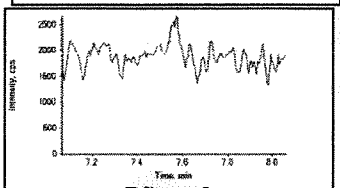

Pfhpa 2
Mod? No
□ Baseline □ Missed
□ Wrong Peak

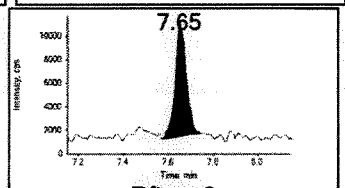

Pfhxs 2
Mod? No
□ Baseline □ Missed
□ Wrong Peak

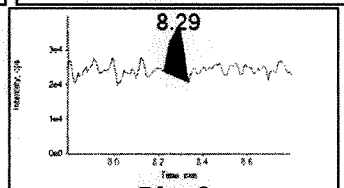

Pfoa 2
Mod? No
□ Baseline □ Missed
□ Wrong Peak

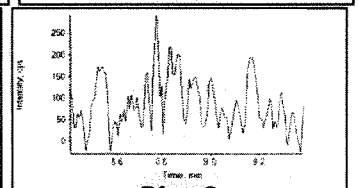

Pfna 2
Mod? No
□ Baseline □ Missed
□ Wrong Peak

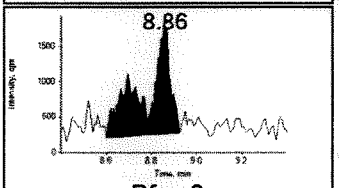

Pfos 2
Mod? No
□ Baseline □ Missed
□ Wrong Peak

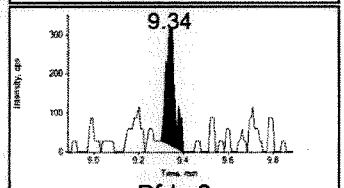

Pfda 2
Mod? No
□ Baseline □ Missed
□ Wrong Peak

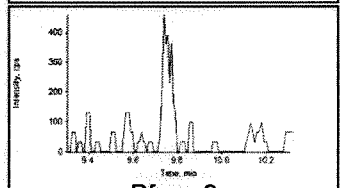

Pfuna 2
Mod? No
□ Baseline □ Missed
□ Wrong Peak

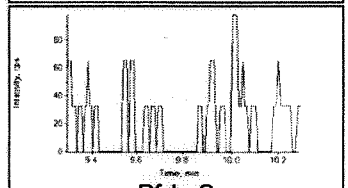

Pfds 2
Mod? No
□ Baseline □ Missed
□ Wrong Peak

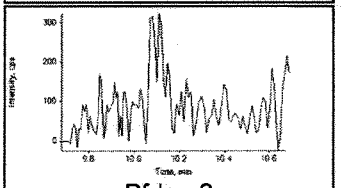

Pfdoa 2
Mod? No
□ Baseline □ Missed
□ Wrong Peak

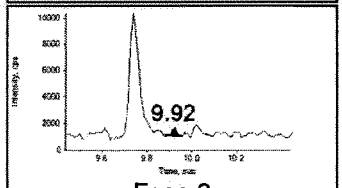

Fosa 2
Mod? No
□ Baseline □ Missed
□ Wrong Peak

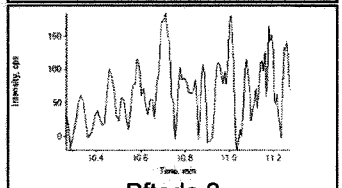

Pfteda 2
Mod? No
□ Baseline □ Missed
□ Wrong Peak

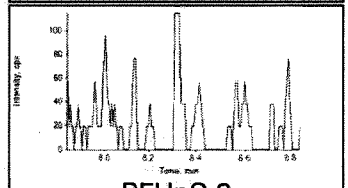

PFHpS 2
Mod? No
□ Baseline □ Missed
□ Wrong Peak

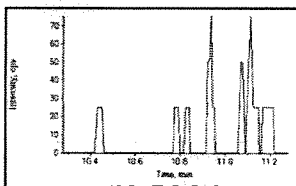

NMeFOSE 2
Mod? No
□ Baseline □ Missed
□ Wrong Peak

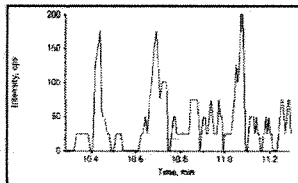

NMeFOSA 2
Mod? No
□ Baseline □ Missed
□ Wrong Peak

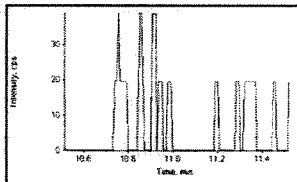

NEtFOSE 2
Mod? No
□ Baseline □ Missed
□ Wrong Peak

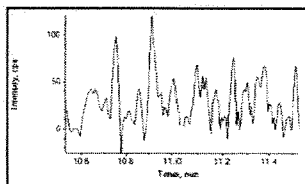

NEtFOSA 2
Mod? No
□ Baseline □ Missed
□ Wrong Peak

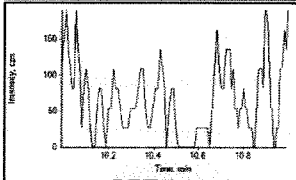

PFTrDA 2
Mod? No
□ Baseline □ Missed
□ Wrong Peak

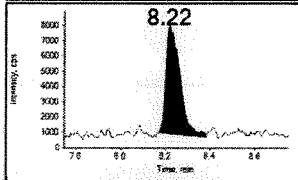

6_2-FTS 2
Mod? No
□ Baseline □ Missed
□ Wrong Peak

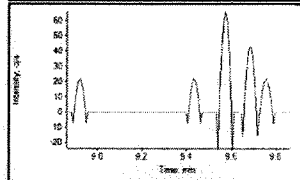

8_2-FTS 2
Mod? No
□ Baseline □ Missed
□ Wrong Peak

	File Name	Sample Name	Sample Type	Analyte Peak Name	Analyte Peak Area (counts)	Analyte Concentration (ng/mL)
3890	050116\1073.wiff	PFC 1ppb	Quality Control	6_2-FTS 1	138470.	1.0000
3891	050116\1073.wiff	PFC 1ppb	Quality Control	6_2-FTS 2	169160.	1.0000
3892	050116\1073.wiff	PFC 1ppb	Quality Control	8_2-FTS 1	93816.	1.0000
3893	050116\1073.wiff	PFC 1ppb	Quality Control	8_2-FTS 2	8973.7	1.0000
3894	050116\1073.wiff	PFC 1ppb	Quality Control	13C2-6_2-FTS 1	25791.	5.0000
3895	050116\1074.wiff	IB	Unknown	Pfba 1	12289.	N/A
3896	050116\1074.wiff	IB	Unknown	Pfba 2	7109.4	N/A
3897	050116\1074.wiff	IB	Unknown	Pfpea 1	0.0000	N/A
3898	050116\1074.wiff	IB	Unknown	Pfpea 2	0.0000	N/A
3899	050116\1074.wiff	IB	Unknown	Pfbs 1	2641.7	N/A
3900	050116\1074.wiff	IB	Unknown	Pfbs 2	0.0000	N/A
3901	050116\1074.wiff	IB	Unknown	Pfhxa 1	11491.	N/A
3902	050116\1074.wiff	IB	Unknown	Pfhxa 2	954.85	N/A
3903	050116\1074.wiff	IB	Unknown	Pfhpa 1	3455.8	N/A
3904	050116\1074.wiff	IB	Unknown	Pfhpa 2	0.0000	N/A
3905	050116\1074.wiff	IB	Unknown	Pfhxs 1	123750.	N/A
3906	050116\1074.wiff	IB	Unknown	Pfhxs 2	34285.	N/A
3907	050116\1074.wiff	IB	Unknown	Pfoa 1	26987.	N/A
3908	050116\1074.wiff	IB	Unknown	Pfoa 2	59499.	N/A
3909	050116\1074.wiff	IB	Unknown	Pfna 1	0.0000	N/A

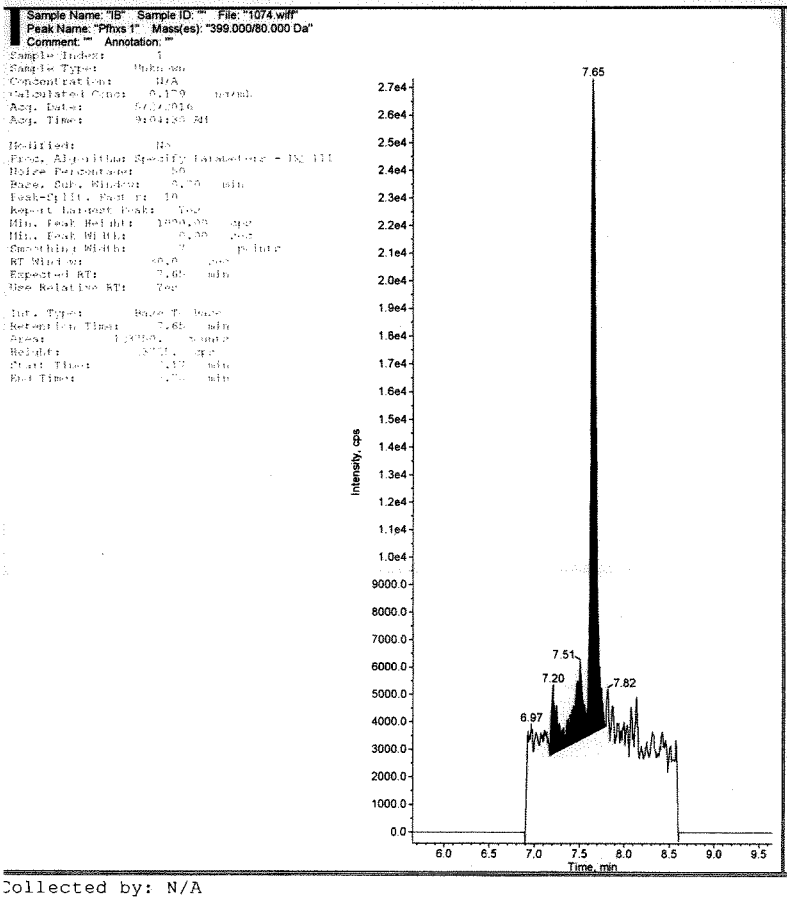

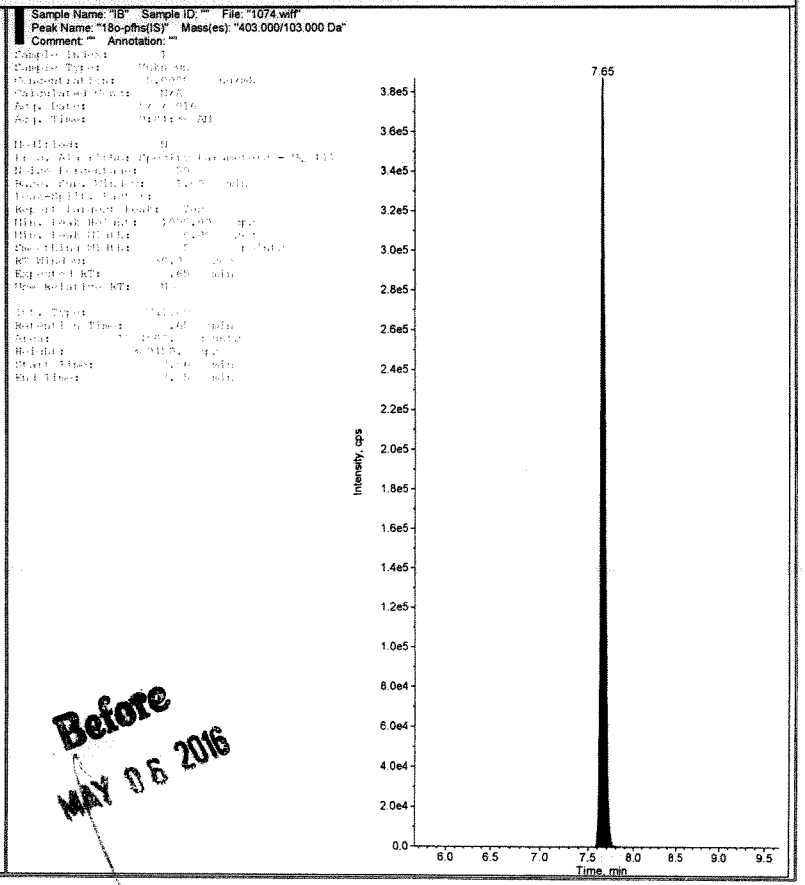

Before
MAY 06 2016

Collected by: N/A
Electronic Signature: no
Operator: Matt Hall

MAY 12 2016

Printing Time: 7:15:51 PM
Printing Date: Friday, May 06, 2016

	File Name	Sample Name	Sample Type	Analyte Peak Name	Analyte Peak Area (counts)	Analyte Concentration (ng/mL)
3897	050116\1074.wiff	IB	Unknown	Pfpea 1	0.0000	N/A
3898	050116\1074.wiff	IB	Unknown	Pfpea 2	0.0000	N/A
3899	050116\1074.wiff	IB	Unknown	Pfbs 1	2641.7	N/A
3900	050116\1074.wiff	IB	Unknown	Pfbs 2	0.0000	N/A
3901	050116\1074.wiff	IB	Unknown	Pfhxa 1	11491.	N/A
3902	050116\1074.wiff	IB	Unknown	Pfhxa 2	954.85	N/A
3903	050116\1074.wiff	IB	Unknown	Pfhpa 1	3455.8	N/A
3904	050116\1074.wiff	IB	Unknown	Pfhpa 2	0.0000	N/A
3905	050116\1074.wiff	IB	Unknown	Pfhxs 1	91860.	N/A
3906	050116\1074.wiff	IB	Unknown	Pfhxs 2	34285.	N/A
3907	050116\1074.wiff	IB	Unknown	Pfoa 1	26987.	N/A
3908	050116\1074.wiff	IB	Unknown	Pfoa 2	59499.	N/A
3909	050116\1074.wiff	IB	Unknown	Pfna 1	0.0000	N/A
3910	050116\1074.wiff	IB	Unknown	Pfna 2	0.0000	N/A
3911	050116\1074.wiff	IB	Unknown	Pfos 1	35191.	N/A
3912	050116\1074.wiff	IB	Unknown	Pfos 2	12313.	N/A
3913	050116\1074.wiff	IB	Unknown	Pfda 1	0.0000	N/A
3914	050116\1074.wiff	IB	Unknown	Pfda 2	848.58	N/A
3915	050116\1074.wiff	IB	Unknown	Pfuna 1	3670.1	N/A
3916	050116\1074.wiff	IB	Unknown	Pfuna 2	0.0000	N/A

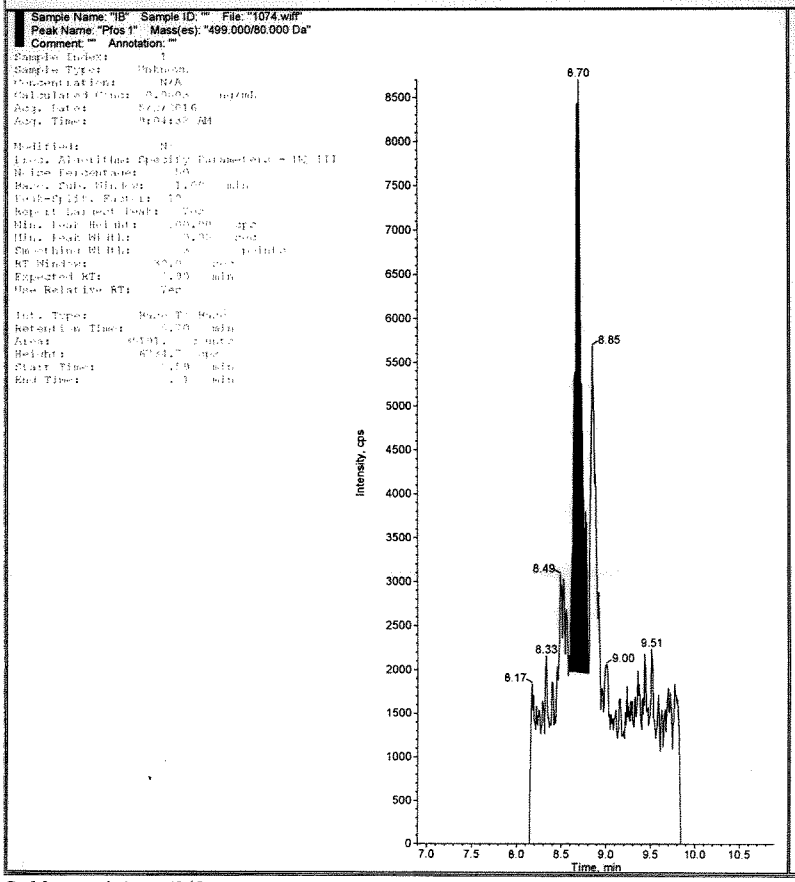



Before
MAY 06 2016

Collected by: N/A
Electronic Signature: no
Operator: Matt Hall

MAY 12 2016

Project	Ewan's Projects\PFCs	**Result Table**	050116.rdb
Data File	050116\1085.wiff	**Algorithm Used**	MQL
Acquisition Method	PFC_090315 schedule mrm.dam	**Instrument Name**	LCMS02

Sample Name	PFC 1ppb	**Injection Vial**	20006
Acquisition Date	5/2/2016 12:20:43 PM	**Injection Volume**	10
Acquisition Method	PFC_090315 schedule mrm.dam	**Sample Type**	Quality Control
Sample ID	15-OLC-02-45F	**Dilution Factor**	1.00

Results Summary

Analyte Name	Analyte RT (Expected)	IS Name	IS Area	Analyte Area	Exp Conc (ng/mL)	Calc. Conc (ng/mL)	Accuracy (%)	Mod?
Pfba 1	2.54 (2.55)	13c_pfba	1812020	364366	1.00	1.1820	118	No
Pfpea 1	5.02 (5.01)	13c_pfhxa	2745606	347107	1.00	1.1000	110	No
Pfbs 1	5.48 (5.46)	18o-pfhs	896712	624725	1.00	1.1460	115	No
Pfhxa 1	6.57 (6.57)	13c_pfhxa	2745606	571921	1.00	1.1920	119	No
Pfhpa 1	7.54 (7.57)	13c_pfhxa	2745606	649890	1.00	1.1770	118	No
Pfhxs 1	7.62 (7.63)	18o-pfhs	896712	624713	1.00	1.2340	123	No
Pfoa 1	8.27 (8.27)	13c-pfoa	2022416	277326	1.00	1.2870	129	No
Pfna 1	8.85 (8.85)	13c-pfna	2169466	477378	1.00	1.2180	122	No
Pfos 1	8.86 (8.86)	13c-pfos	1849470	392811	1.00	1.1360	114	No
Pfda 1	9.34 (9.33)	13c-pfda	1839148	385963	1.00	1.1230	112	No
Pfuna 1	9.76 (9.76)	13c-pfuna	373555	235723	1.00	1.1650	116	No
Pfds 1	9.74 (9.75)	13c-pfos	1849470	446124	1.00	1.1350	114	No
Pfdoa 1	10.10 (10.10)	13c-pfdoda	22464	290681	1.00	1.1780	118	No
Fosa 1	9.89 (9.89)	d5-NEtFOSA	434467	439552	1.00	1.0950	110	No
Pfteda 1	10.70 (10.70)	13c-pfdoda	22464	131000	1.00	1.0620	106	No
PFHpS 1	8.30 (8.31)	18o-pfhs	896712	51182	1.00	1.2820	128	No
NMeFOSE 1	10.70 (10.70)	d7-NMeFOSE	429857	113305	1.00	1.1960	120	No
NMeFOSA 1	10.70 (10.80)	d7-NMeFOSE	429857	60024	1.00	1.1570	116	No
NEtFOSE 1	10.90 (10.90)	d9-EtFOSE	563687	128341	1.00	1.1330	113	No
NEtFOSA 1	11.00 (11.00)	d5-NEtFOSA	434467	85653	1.00	1.0900	109	No
d9-EtFOSE 1	10.90 (10.90)	N_mefosa d3	416142	563687	5.00	4.9850	100	No
d5-NEtFOSA 1	11.00 (11.00)	N_mefosa d3	416142	434467	5.00	5.0610	101	No
d7-NMeFOSE 1	10.70 (10.70)	N_mefosa d3	416142	429857	5.00	4.9200	98	No

MAY 12 2016

Analyte Name	Analyte RT (Expected)	IS Name	IS Area	Analyte Area	Exp Conc (ng/mL)	Calc. Conc (ng/mL)	Accuracy (%)	Mod?
13C_PFBA 1	2.53 (2.50)	N_mefosa d3	416142	1812020	5.00	4.8720	97	No
13C_PFHXA 1	6.57 (6.54)	N_mefosa d3	416142	2745606	5.00	5.1040	102	No
13C-PFOA 1	8.27 (8.26)	N_mefosa d3	416142	2022416	5.00	5.1770	104	No
13C-PFNA 1	8.85 (8.85)	N_mefosa d3	416142	2169466	5.00	5.1660	103	No
13C-PFOS 1	8.86 (8.86)	N_mefosa d3	416142	1849470	5.00	5.1020	102	No
13C-PFDA 1	9.34 (9.35)	N_mefosa d3	416142	1839148	5.00	5.2790	106	No
13C-PFUNA 1	9.76 (9.76)	N_mefosa d3	416142	373555	5.00	5.3370	107	No
18O-PFHxS 1	7.63 (7.62)	N_mefosa d3	416142	896712	5.00	4.9710	99	No
13C-PFDoA 1	10.10 (10.10)	N_mefosa d3	416142	22445	5.00	5.0870	102	No
PFTrDA 1	10.40 (10.40)	13c-pfdoda	22464	309145	1.00	1.2060	121	No
6_2-FTS 1	8.21 (8.21)	13C2-6_2-FTS	23479	107258	1.00	1.3690	137	No
8_2-FTS 1	9.32 (9.33)	13C2-6_2-FTS	23479	95494	1.00	1.2520	125	No
13C2-6_2-FTS 1	8.22 (8.21)	N_mefosa d3	416142	23479	5.00	4.2610	85	No

IRC Summary

Analyte Peak Name	RT (Exp RT)	Area	Modified?	Ratio Confirms ID
Pfba 2	2.54 (2.54)	362334	No	YES
Pfpea 2	5.02 (5.01)	353308	No	YES
Pfbs 2	5.48 (5.45)	254326	No	YES
Pfhxa 2	6.57 (6.57)	51717	No	YES
Pfhpa 2	7.55 (7.57)	251089	No	YES
Pfhxs 2	7.63 (7.63)	236733	No	YES
Pfoa 2	8.27 (8.27)	474233	No	YES
Pfna 2	8.85 (8.85)	139277	No	YES
Pfos 2	8.86 (8.86)	122949	No	YES
Pfda 2	9.34 (9.33)	70818	No	YES
Pfuna 2	9.76 (9.76)	76310	No	YES
Pfds 2	9.74 (9.75)	137736	No	YES
Pfdoa 2	10.10 (10.10)	77609	No	YES

Analyte Peak Name	RT (Exp RT)	Area	Modified?	Ratio Confirms ID
Fosa 2	9.90 (9.89)	10240	No	YES
Pfteda 2	10.70 (10.70)	34733	No	YES
PFHpS 2	8.30 (8.31)	17777	No	YES
NMeFOSE 2	10.70 (10.70)	1150	No	YES
NMeFOSA 2	10.70 (10.70)	58617	No	YES
NEtFOSE 2	11.00 (11.00)	687	No	YES
NEtFOSA 2	11.00 (11.00)	56576	No	YES
PFTrDA 2	10.40 (10.40)	69620	No	YES
6_2-FTS 2	8.22 (8.22)	130591	No	YES
8_2-FTS 2	9.32 (9.33)	8381	No	YES

Quantitative Peak Review PFC 1ppb 15-OLC-02-45F

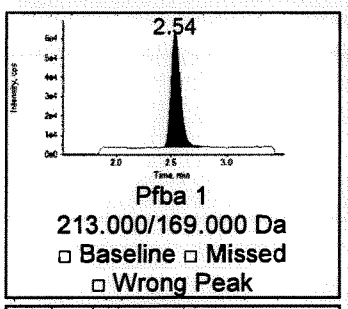

Pfba 1
213.000/169.000 Da
□ Baseline □ Missed
□ Wrong Peak

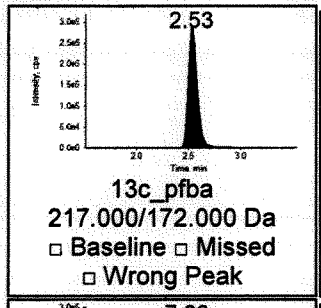

13c_pfba
217.000/172.000 Da
□ Baseline □ Missed
□ Wrong Peak

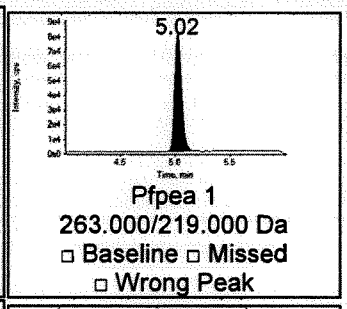

Pfpea 1
263.000/219.000 Da
□ Baseline □ Missed
□ Wrong Peak

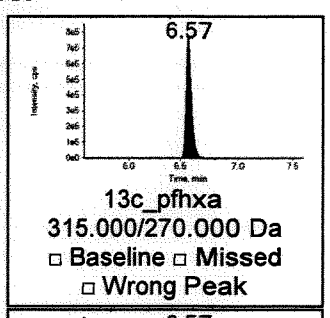

13c_pfhxa
315.000/270.000 Da
□ Baseline □ Missed
□ Wrong Peak

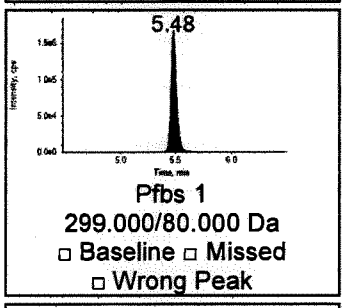

Pfbs 1
299.000/80.000 Da
□ Baseline □ Missed
□ Wrong Peak

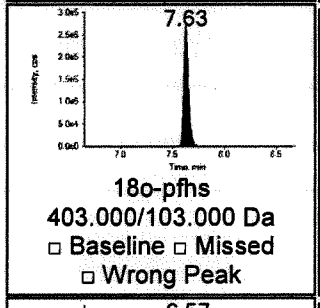

18o-pfhs
403.000/103.000 Da
□ Baseline □ Missed
□ Wrong Peak

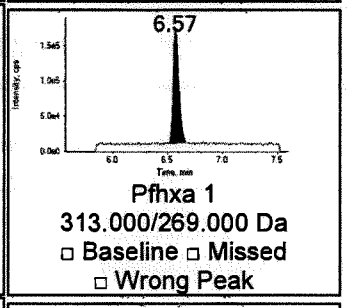

Pfhxa 1
313.000/269.000 Da
□ Baseline □ Missed
□ Wrong Peak

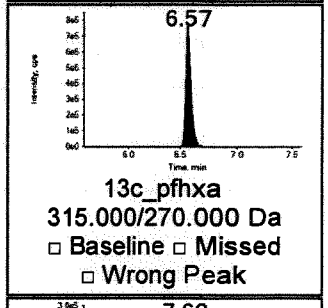

13c_pfhxa
315.000/270.000 Da
□ Baseline □ Missed
□ Wrong Peak

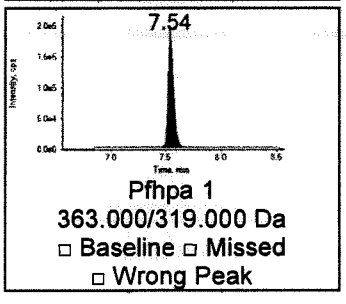

Pfhpa 1
363.000/319.000 Da
□ Baseline □ Missed
□ Wrong Peak

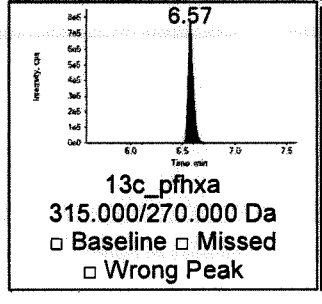

13c_pfhxa
315.000/270.000 Da
□ Baseline □ Missed
□ Wrong Peak

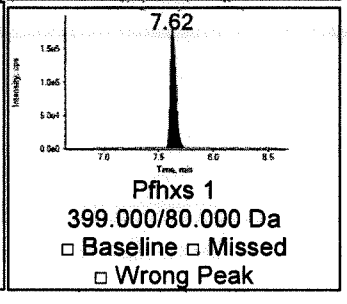

Pfhxs 1
399.000/80.000 Da
□ Baseline □ Missed
□ Wrong Peak

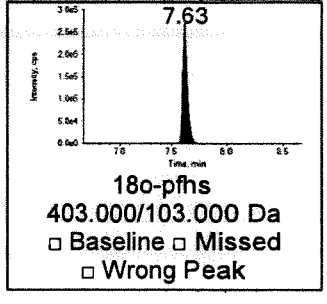

18o-pfhs
403.000/103.000 Da
□ Baseline □ Missed
□ Wrong Peak

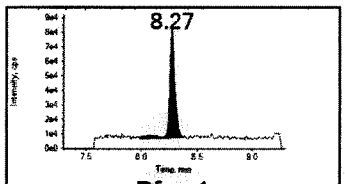

Pfoa 1
413.000/169.000 Da
□ Baseline □ Missed
□ Wrong Peak

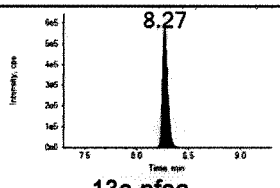

13c-pfoa
417.000/372.000 Da
□ Baseline □ Missed
□ Wrong Peak

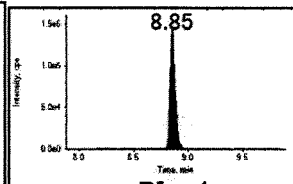

Pfna 1
463.000/419.000 Da
□ Baseline □ Missed
□ Wrong Peak

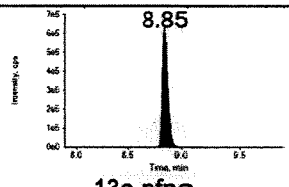

13c-pfna
468.000/423.000 Da
□ Baseline □ Missed
□ Wrong Peak

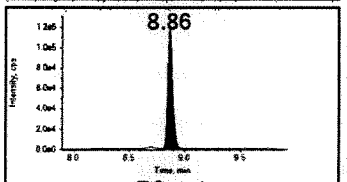

Pfos 1
499.000/80.000 Da
□ Baseline □ Missed
□ Wrong Peak

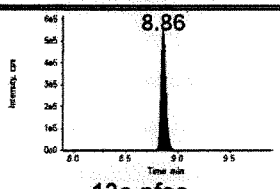

13c-pfos
503.000/80.000 Da
□ Baseline □ Missed
□ Wrong Peak

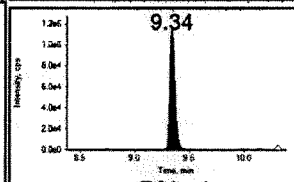

Pfda 1
513.000/469.000 Da
□ Baseline □ Missed
□ Wrong Peak

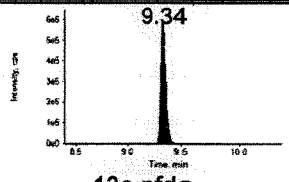

13c-pfda
515.000/470.000 Da
□ Baseline □ Missed
□ Wrong Peak

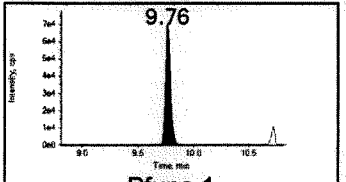

Pfuna 1
563.000/519.000 Da
□ Baseline □ Missed
□ Wrong Peak

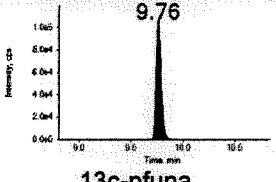

13c-pfuna
565.000/520.000 Da
□ Baseline □ Missed
□ Wrong Peak

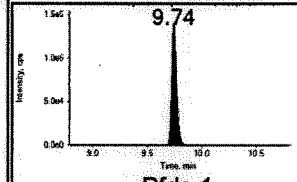

Pfds 1
599.000/80.000 Da
□ Baseline □ Missed
□ Wrong Peak

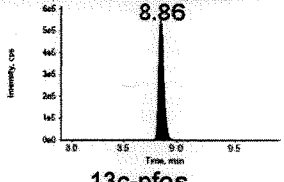

13c-pfos
503.000/80.000 Da
□ Baseline □ Missed
□ Wrong Peak

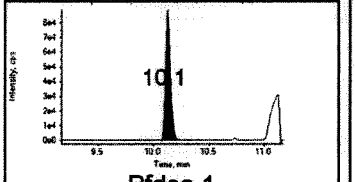

Pfdoa 1
613.000/569.000 Da
□ Baseline □ Missed
□ Wrong Peak

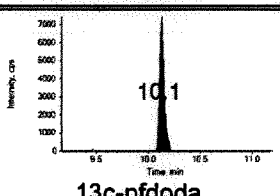

13c-pfdoda
615.000/570.000 Da
□ Baseline □ Missed
□ Wrong Peak

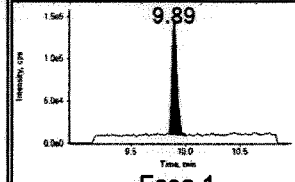

Fosa 1
498.000/78.000 Da
□ Baseline □ Missed
□ Wrong Peak

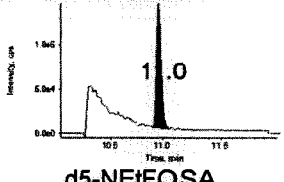

d5-NEtFOSA
531.000/169.000 Da
□ Baseline □ Missed
□ Wrong Peak

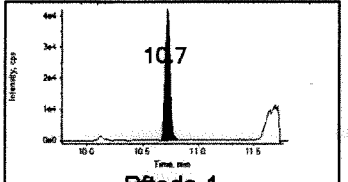

Pfteda 1
713.000/669.000 Da
□ Baseline □ Missed
□ Wrong Peak

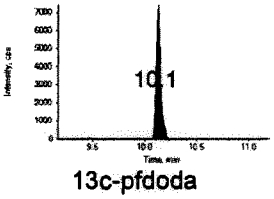

13c-pfdoda
615.000/570.000 Da
□ Baseline □ Missed
□ Wrong Peak

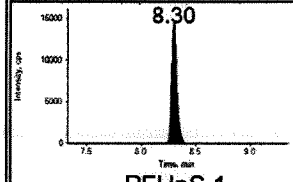

PFHpS 1
449.400/80.000 Da
□ Baseline □ Missed
□ Wrong Peak

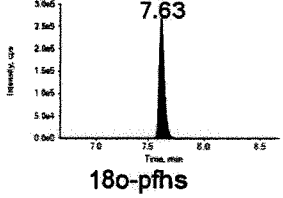

18o-pfhs
403.000/103.000 Da
□ Baseline □ Missed
□ Wrong Peak

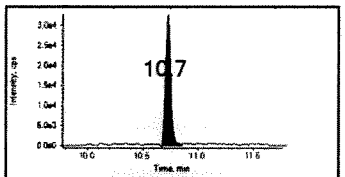

NMeFOSE 1
616.200/58.800 Da
□ Baseline □ Missed
□ Wrong Peak

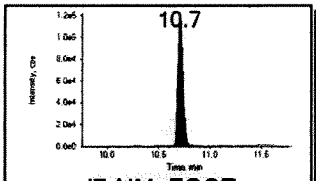

d7-NMeFOSE
623.000/59.000 Da
□ Baseline □ Missed
□ Wrong Peak

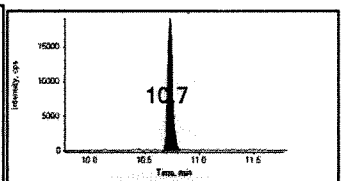

NMeFOSA 1
512.200/169.300 Da
□ Baseline □ Missed
□ Wrong Peak

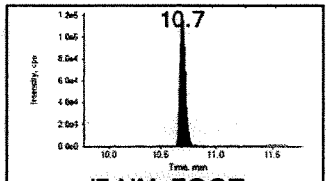

d7-NMeFOSE
623.000/59.000 Da
□ Baseline □ Missed
□ Wrong Peak

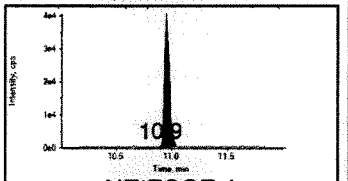

NEtFOSE 1
630.200/59.000 Da
□ Baseline □ Missed
□ Wrong Peak

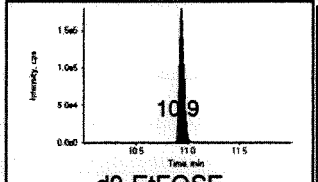

d9-EtFOSE
639.000/59.000 Da
□ Baseline □ Missed
□ Wrong Peak

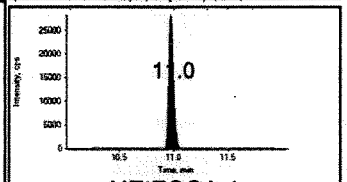

NEtFOSA 1
526.200/169.000 Da
□ Baseline □ Missed
□ Wrong Peak

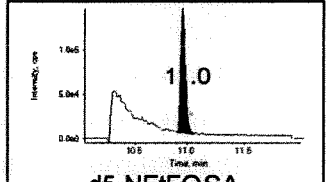

d5-NEtFOSA
531.000/169.000 Da
□ Baseline □ Missed
□ Wrong Peak

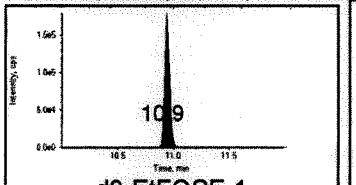

d9-EtFOSE 1
639.000/59.000 Da
□ Baseline □ Missed
□ Wrong Peak

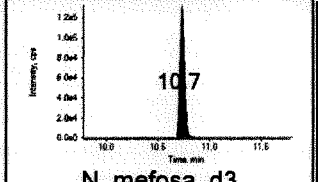

N_mefosa_d3
515.000/169.000 Da
□ Baseline □ Missed
□ Wrong Peak

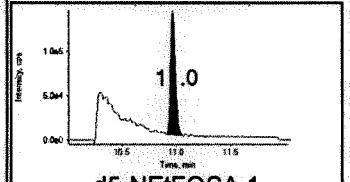

d5-NEtFOSA 1
531.000/169.000 Da
□ Baseline □ Missed
□ Wrong Peak

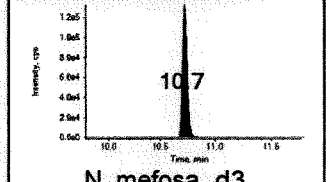

N_mefosa_d3
515.000/169.000 Da
□ Baseline □ Missed
□ Wrong Peak

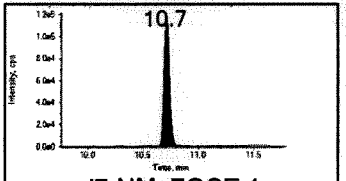

d7-NMeFOSE 1
623.000/59.000 Da
□ Baseline □ Missed
□ Wrong Peak

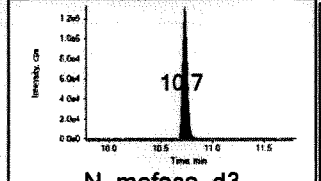

N_mefosa_d3
515.000/169.000 Da
□ Baseline □ Missed
□ Wrong Peak

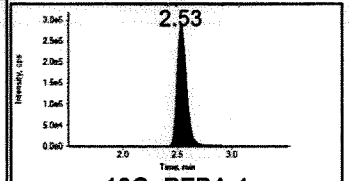

13C_PFBA 1
217.000/172.000 Da
□ Baseline □ Missed
□ Wrong Peak

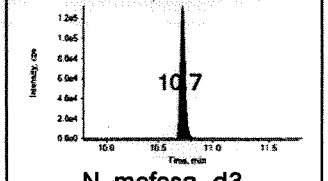

N_mefosa_d3
515.000/169.000 Da
□ Baseline □ Missed
□ Wrong Peak

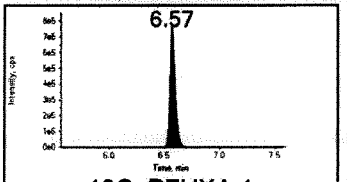

13C_PFHXA 1
315.000/270.000 Da
□ Baseline □ Missed
□ Wrong Peak

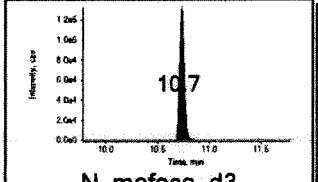

N_mefosa_d3
515.000/169.000 Da
□ Baseline □ Missed
□ Wrong Peak

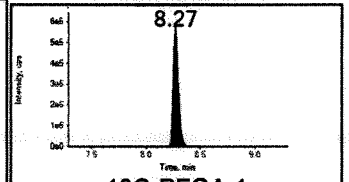

13C-PFOA 1
417.000/372.000 Da
□ Baseline □ Missed
□ Wrong Peak

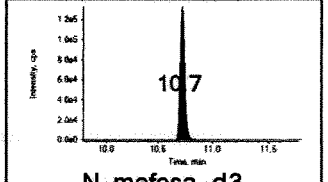

N_mefosa_d3
515.000/169.000 Da
□ Baseline □ Missed
□ Wrong Peak

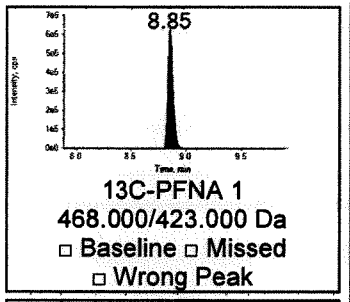

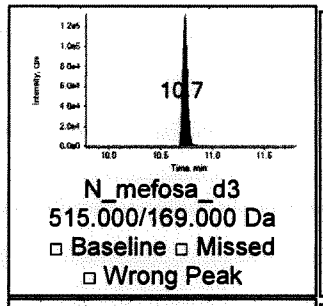

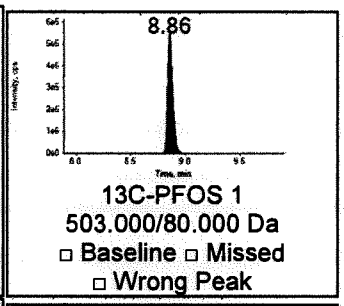

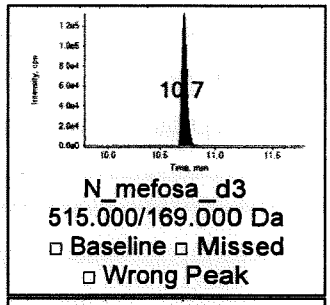

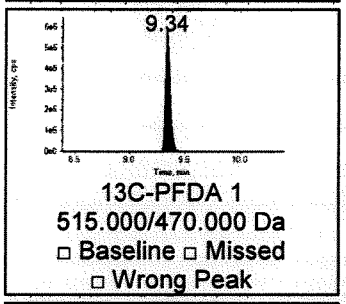

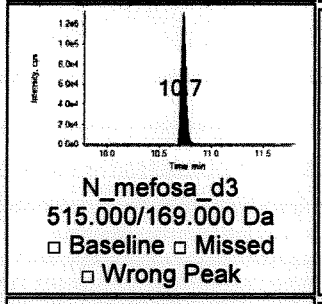

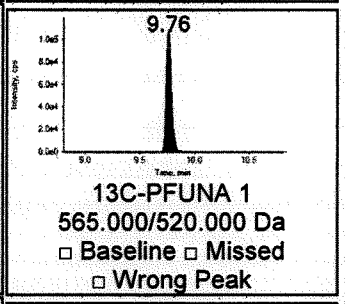

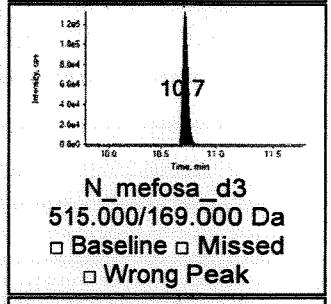

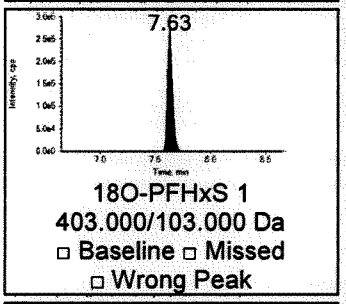

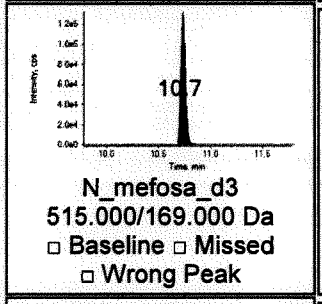

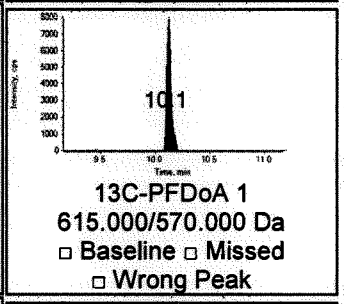

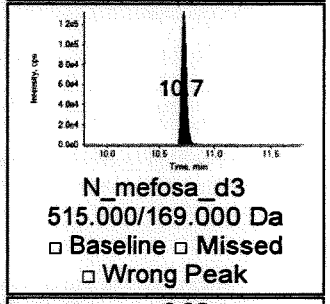

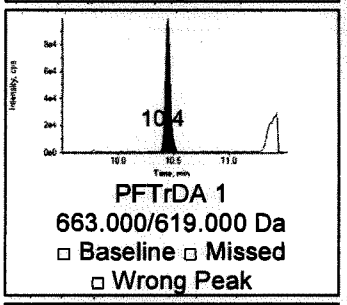

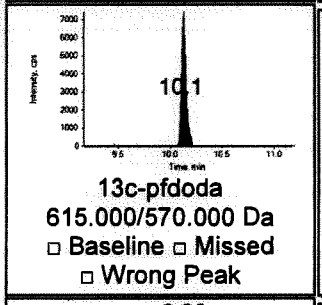

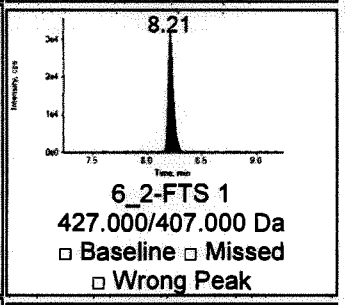

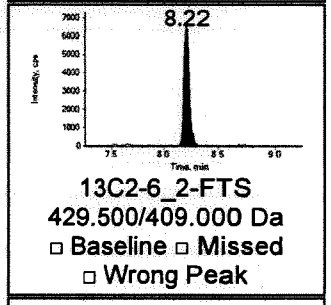

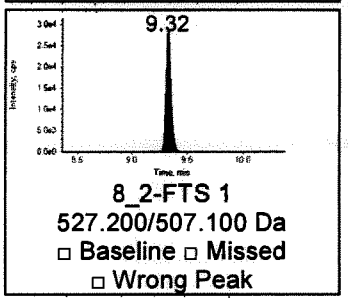

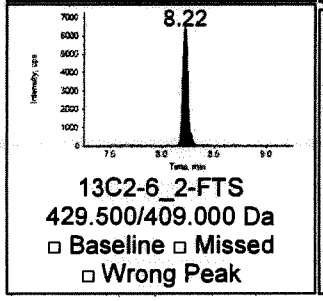

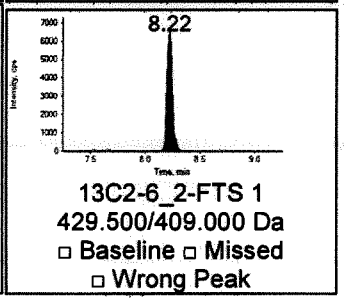

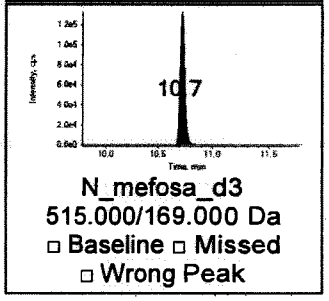

Ion Ratio Confirmation

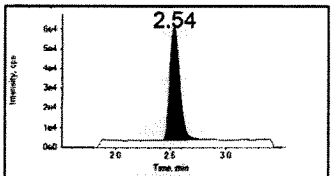

Pfba 2
Mod?
□ Baseline □ Missed
□ Wrong Peak

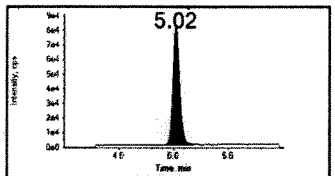

Pfpea 2
Mod?
□ Baseline □ Missed
□ Wrong Peak

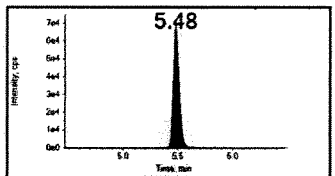

Pfbs 2
Mod?
□ Baseline □ Missed
□ Wrong Peak

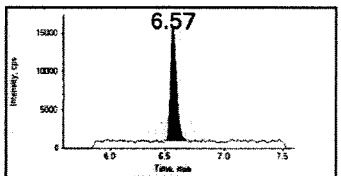

Pfhxa 2
Mod?
□ Baseline □ Missed
□ Wrong Peak

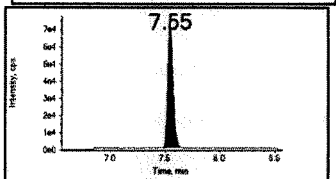

Pfhpa 2
Mod?
□ Baseline □ Missed
□ Wrong Peak

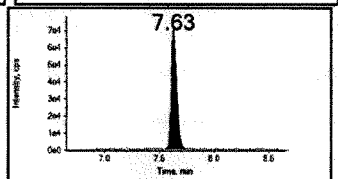

Pfhxs 2
Mod?
□ Baseline □ Missed
□ Wrong Peak

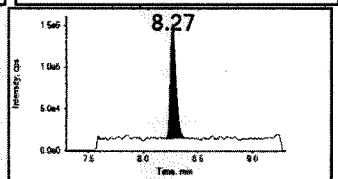

Pfoa 2
Mod?
□ Baseline □ Missed
□ Wrong Peak

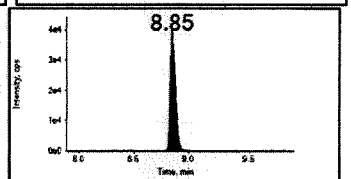

Pfna 2
Mod?
□ Baseline □ Missed
□ Wrong Peak

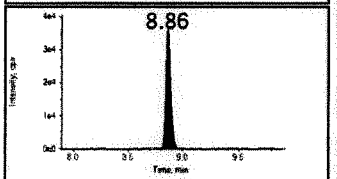

Pfos 2
Mod?
□ Baseline □ Missed
□ Wrong Peak

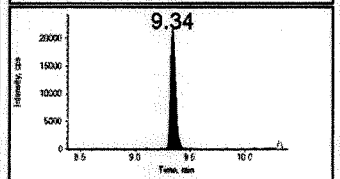

Pfda 2
Mod?
□ Baseline □ Missed
□ Wrong Peak

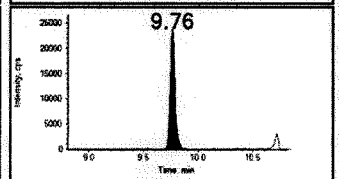

Pfuna 2
Mod?
□ Baseline □ Missed
□ Wrong Peak

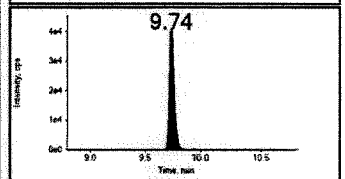

Pfds 2
Mod?
□ Baseline □ Missed
□ Wrong Peak

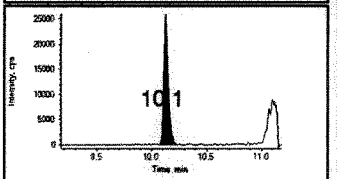

Pfdoa 2
Mod?
□ Baseline □ Missed
□ Wrong Peak

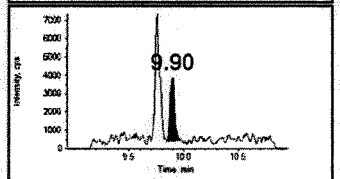

Fosa 2
Mod?
□ Baseline □ Missed
□ Wrong Peak

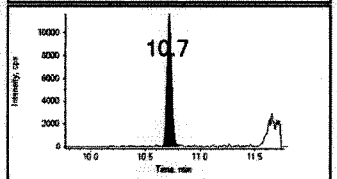

Pfteda 2
Mod?
□ Baseline □ Missed
□ Wrong Peak

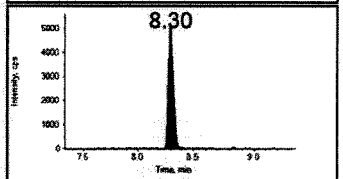

PFHpS 2
Mod?
□ Baseline □ Missed
□ Wrong Peak

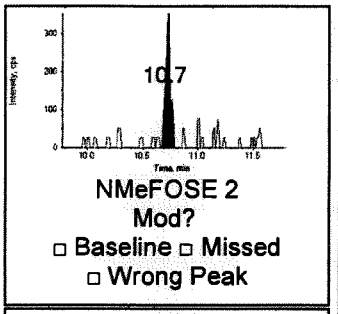

NMeFOSE 2
Mod?
□ Baseline □ Missed
□ Wrong Peak

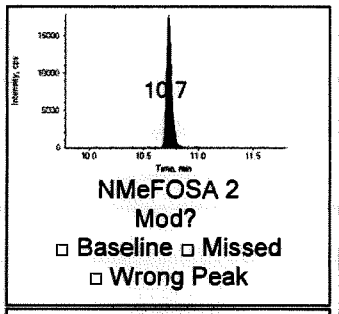

NMeFOSA 2
Mod?
□ Baseline □ Missed
□ Wrong Peak

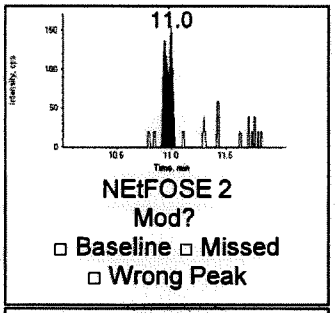

NEtFOSE 2
Mod?
□ Baseline □ Missed
□ Wrong Peak

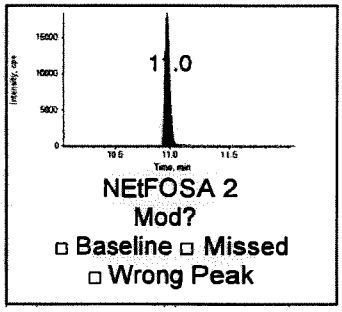

NEtFOSA 2
Mod?
□ Baseline □ Missed
□ Wrong Peak

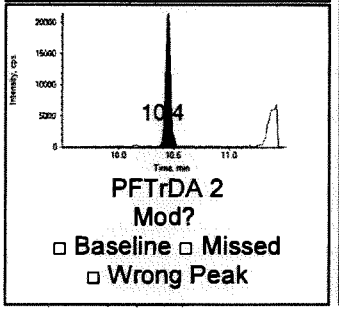

PFTrDA 2
Mod?
□ Baseline □ Missed
□ Wrong Peak

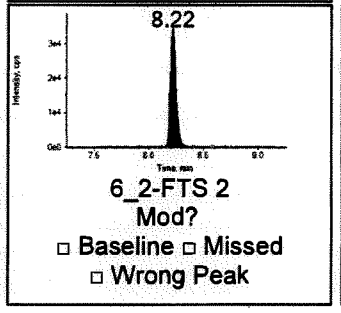

6_2-FTS 2
Mod?
□ Baseline □ Missed
□ Wrong Peak

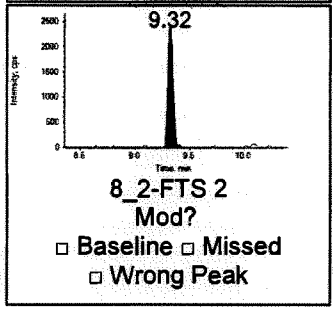

8_2-FTS 2
Mod?
□ Baseline □ Missed
□ Wrong Peak

Project	Ewan's Projects\PFCs
Data File	050116\1086.wiff
Result Table	050116.rdb
Instrument Name	LCMS02

Sample Name	IB	**Injection Volume**	10
Acquisition Date	5/2/2016 12:38:31 PM	**Sample Type**	Unknown
Acquisition Method	PFC_090315 schedule mrm.dam	**Dilution Factor**	1.00
Injection Vial	1	**Weight to Volume**	0.00

Results Summary

Analyte Name	IS Name	IS Area	Analyte RT (Exp RT)	Analyte Area	Calc. Conc (ng/mL)	Modified?
Pfba 1	13c_pfba	2331714	2.54 (2.54)	10316	0.0260	No
Pfpea 1	13c_pfhxa	3611406	0.00 (4.99)	0	N/A	No
Pfbs 1	18o-pfhs	1227907	5.46 (5.45)	1176	0.0020	No
Pfhxa 1	13c_pfhxa	3611406	6.56 (6.56)	15464	0.0250	No
Pfhpa 1	13c_pfhxa	3611406	0.00 (7.55)	0	N/A	No
Pfhxs 1	18o-pfhs	1227907	7.62 (7.62)	34656	0.0500	No
Pfoa 1	13c-pfoa	2674693	8.03 (8.27)	11725	0.0410	No
Pfna 1	13c-pfna	2939669	0.00 (8.86)	0	N/A	No
Pfos 1	13c-pfos	2430679	8.70 (8.86)	8193	0.0180	No
Pfda 1	13c-pfda	2332001	0.00 (9.34)	0	N/A	No
Pfuna 1	13c-pfuna	472357	9.77 (9.77)	3465	0.0140	No
Pfds 1	13c-pfos	2430679	0.00 (9.75)	0	N/A	No
Pfdoa 1	13c-pfdoda	26862	0.00 (10.10)	0	N/A	No
Fosa 1	d5-NEtFOSA	468969	9.91 (9.89)	18717	0.0430	No
Pfteda 1	13c-pfdoda	26862	0.00 (10.70)	0	N/A	No
PFHpS 1	18o-pfhs	1227907	0.00 (8.30)	0	N/A	No
NMeFOSE 1	d7-NMeFOSE	570619	0.00 (10.70)	0	N/A	No
NMeFOSA 1	d7-NMeFOSE	570619	0.00 (10.80)	0	N/A	No
NEtFOSE 1	d9-EtFOSE	632734	0.00 (11.00)	0	N/A	No
NEtFOSA 1	d5-NEtFOSA	468969	0.00 (11.00)	0	N/A	No

MAY 12 2016

Analyte Name	IS Name	IS Area	Analyte RT (Exp RT)	Analyte Area	Calc. Conc (ng/mL)	Modified?
d9-EtFOSE 1	N_mefosa_d3	481672	10.90 (10.90)	632734	4.8340	No
d5-NEtFOSA 1	N_mefosa_d3	481672	11.00 (11.00)	468969	4.7200	No
d7-NMeFOSE 1	N_mefosa_d3	481672	10.70 (10.70)	570619	5.6430	No
13C_PFBA 1	N_mefosa_d3	481672	2.53 (2.50)	2331714	5.4170	No
13C_PFHXA 1	N_mefosa_d3	481672	6.55 (6.54)	3611406	5.8000	No
13C-PFOA 1	N_mefosa_d3	481672	8.27 (8.26)	2674693	5.9150	No
13C-PFNA 1	N_mefosa_d3	481672	8.86 (8.86)	2939669	6.0480	No
13C-PFOS 1	N_mefosa_d3	481672	8.86 (8.86)	2430679	5.7930	No
13C-PFDA 1	N_mefosa_d3	481672	9.34 (9.36)	2332001	5.7830	No
13C-PFUNA 1	N_mefosa_d3	481672	9.77 (9.77)	472357	5.8300	No
18O-PFHxS 1	N_mefosa_d3	481672	7.62 (7.62)	1227907	5.8810	No
13C-PFDoA 1	N_mefosa_d3	481672	10.10 (10.10)	27318	5.3490	No
PFTrDA 1	13c-pfdoda	26862	0.00 (10.50)	0	N/A	No
6_2-FTS 1	13C2-6_2-FTS	30839	8.22 (8.21)	5821	0.0570	No
8_2-FTS 1	13C2-6_2-FTS	30839	0.00 (9.34)	0	N/A	No
13C2-6_2-FTS 1	N_mefosa_d3	481672	8.22 (8.22)	30839	4.8350	No

IRC Summary

Analyte Peak Name	RT (Exp RT)	Area	Modified?	Calc (Exp) MRM Ratio	Ratio Confirms ID
Pfba 2	2.53 (2.54)	6866	No	0.67 (0.99)	No
Pfpea 2	0.00 (4.99)	0	No	0.00 (1.01)	No
Pfbs 2	0.00 (5.45)	0	No	0.00 (0.41)	No
Pfhxa 2	6.55 (6.56)	1059	No	0.07 (0.09)	No
Pfhpa 2	0.00 (7.55)	0	No	0.00 (0.40)	No
Pfhxs 2	7.62 (7.62)	14603	No	0.42 (0.40)	YES
Pfoa 2	8.27 (8.27)	5536	No	0.47 (1.86)	No
Pfna 2	0.00 (8.86)	0	No	0.00 (0.30)	No

Analyte Peak Name	RT (Exp RT)	Area	Modified?	Calc (Exp) MRM Ratio	Ratio Confirms ID
Pfos 2	0.00 (8.86)	0	No	0.00 (0.33)	No
Pfda 2	0.00 (9.34)	0	No	0.00 (0.20)	No
Pfuna 2	0.00 (9.77)	0	No	0.00 (0.33)	No
Pfds 2	0.00 (9.75)	0	No	0.00 (0.32)	No
Pfdoa 2	0.00 (10.10)	0	No	0.00 (0.29)	No
Fosa 2	0.00 (9.89)	0	No	0.00 (0.03)	No
Pfteda 2	0.00 (10.70)	0	No	0.00 (0.23)	No
PFHpS 2	0.00 (8.30)	0	No	0.00 (0.41)	No
NMeFOSE 2	0.00 (10.70)	0	No	0.00 (0.01)	No
NMeFOSA 2	0.00 (10.70)	0	No	0.00 (0.97)	No
NEtFOSE 2	0.00 (11.00)	0	No	0.00 (0.01)	No
NEtFOSA 2	0.00 (11.00)	0	No	0.00 (0.69)	No
PFTrDA 2	0.00 (10.50)	0	No	0.00 (0.24)	No
6_2-FTS 2	8.22 (8.22)	8559	No	1.47 (1.30)	YES
8_2-FTS 2	0.00 (9.33)	0	No	0.00 (0.10)	No

Quantitative Peak Review **IB *No data for Sample ID***

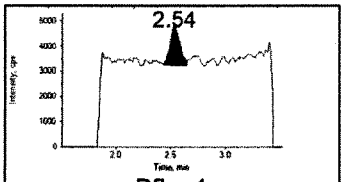

Pfba 1
213.000/169.000 Da
□ Baseline □ Missed
□ Wrong Peak

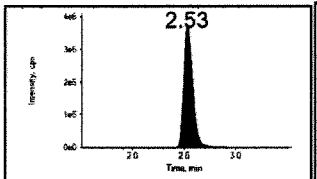

13c_pfba
217.000/172.000 Da
□ Baseline □ Missed
□ Wrong Peak

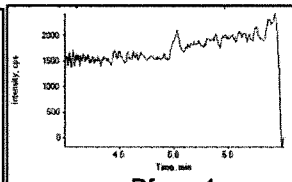

Pfpea 1
263.000/219.000 Da
□ Baseline □ Missed
□ Wrong Peak

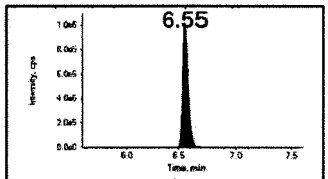

13c_pfhxa
315.000/270.000 Da
□ Baseline □ Missed
□ Wrong Peak

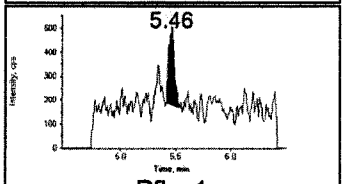

Pfbs 1
299.000/80.000 Da
□ Baseline □ Missed
□ Wrong Peak

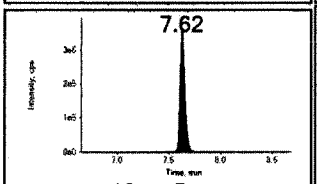

18o-pfhs
403.000/103.000 Da
□ Baseline □ Missed
□ Wrong Peak

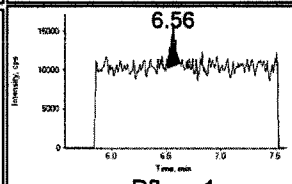

Pfhxa 1
313.000/269.000 Da
□ Baseline □ Missed
□ Wrong Peak

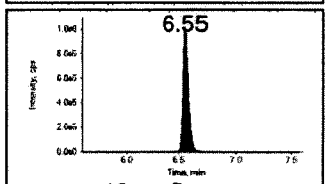

13c_pfhxa
315.000/270.000 Da
□ Baseline □ Missed
□ Wrong Peak

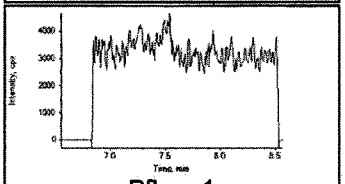

Pfhpa 1
363.000/319.000 Da
□ Baseline □ Missed
□ Wrong Peak

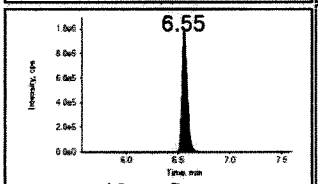

13c_pfhxa
315.000/270.000 Da
□ Baseline □ Missed
□ Wrong Peak

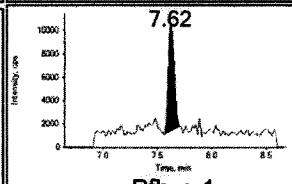

Pfhxs 1
399.000/80.000 Da
□ Baseline □ Missed
□ Wrong Peak

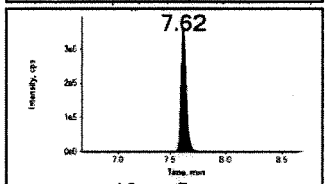

18o-pfhs
403.000/103.000 Da
□ Baseline □ Missed
□ Wrong Peak

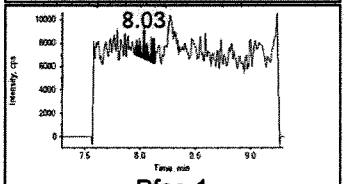

Pfoa 1
413.000/169.000 Da
□ Baseline □ Missed
□ Wrong Peak

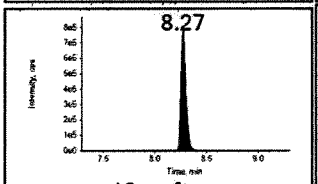

13c-pfoa
417.000/372.000 Da
□ Baseline □ Missed
□ Wrong Peak

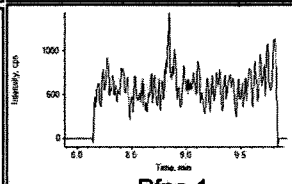

Pfna 1
463.000/419.000 Da
□ Baseline □ Missed
□ Wrong Peak

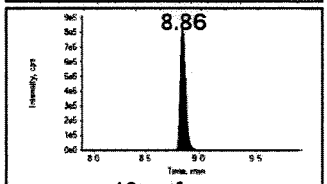

13c-pfna
468.000/423.000 Da
□ Baseline □ Missed
□ Wrong Peak

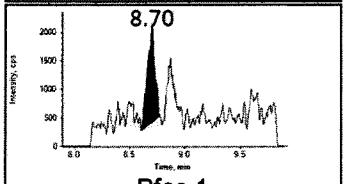

Pfos 1
499.000/80.000 Da
□ Baseline □ Missed
□ Wrong Peak

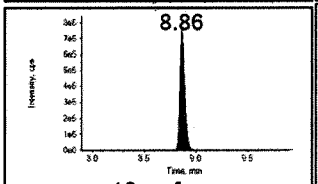

13c-pfos
503.000/80.000 Da
□ Baseline □ Missed
□ Wrong Peak

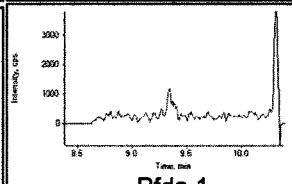

Pfda 1
513.000/469.000 Da
□ Baseline □ Missed
□ Wrong Peak

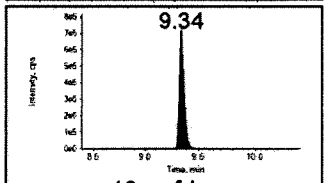

13c-pfda
515.000/470.000 Da
□ Baseline □ Missed
□ Wrong Peak

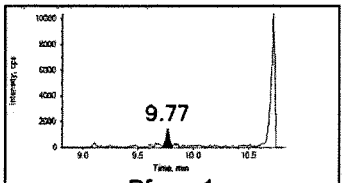

Pfuna 1
563.000/519.000 Da
□ Baseline □ Missed
□ Wrong Peak

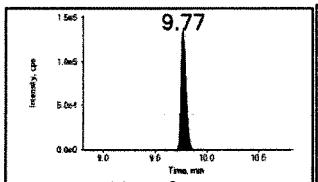

13c-pfuna
565.000/520.000 Da
□ Baseline □ Missed
□ Wrong Peak

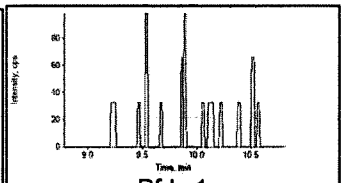

Pfds 1
599.000/80.000 Da
□ Baseline □ Missed
□ Wrong Peak

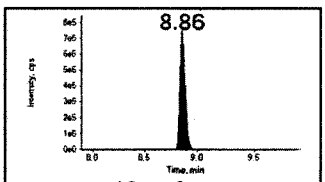

13c-pfos
503.000/80.000 Da
□ Baseline □ Missed
□ Wrong Peak

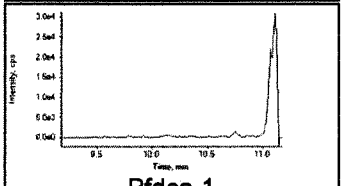

Pfdoa 1
613.000/569.000 Da
□ Baseline □ Missed
□ Wrong Peak

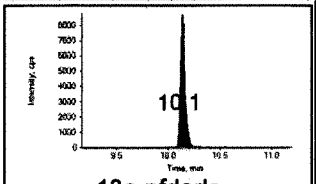

13c-pfdoda
615.000/570.000 Da
□ Baseline □ Missed
□ Wrong Peak

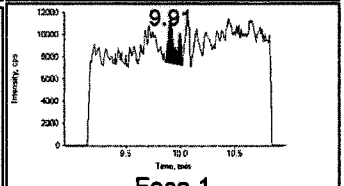

Fosa 1
498.000/78.000 Da
□ Baseline □ Missed
□ Wrong Peak

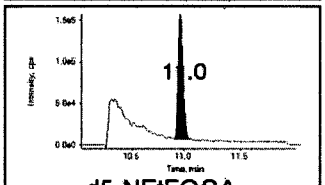

d5-NEtFOSA
531.000/169.000 Da
□ Baseline □ Missed
□ Wrong Peak

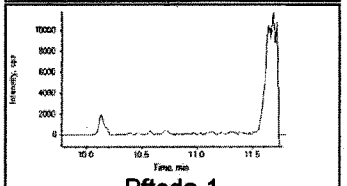

Pfteda 1
713.000/669.000 Da
□ Baseline □ Missed
□ Wrong Peak

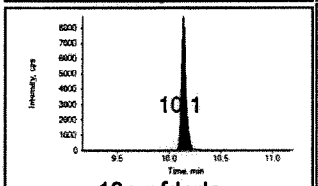

13c-pfdoda
615.000/570.000 Da
□ Baseline □ Missed
□ Wrong Peak

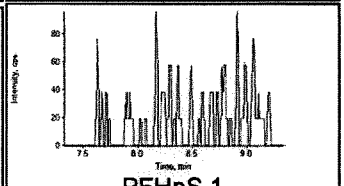

PFHpS 1
449.400/80.000 Da
□ Baseline □ Missed
□ Wrong Peak

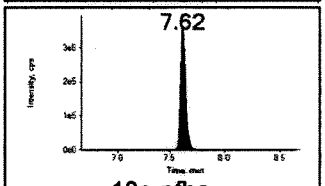

18o-pfhs
403.000/103.000 Da
□ Baseline □ Missed
□ Wrong Peak

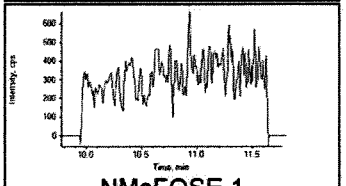

NMeFOSE 1
616.200/58.800 Da
□ Baseline □ Missed
□ Wrong Peak

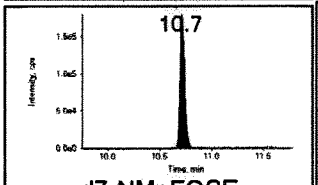

d7-NMeFOSE
623.000/59.000 Da
□ Baseline □ Missed
□ Wrong Peak

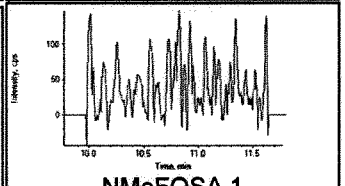

NMeFOSA 1
512.200/169.300 Da
□ Baseline □ Missed
□ Wrong Peak

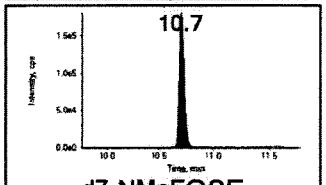

d7-NMeFOSE
623.000/59.000 Da
□ Baseline □ Missed
□ Wrong Peak

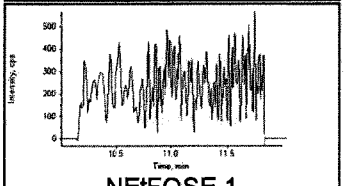

NEtFOSE 1
630.200/59.000 Da
□ Baseline □ Missed
□ Wrong Peak

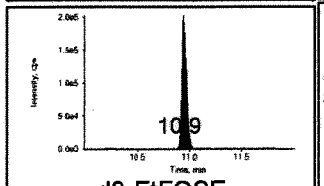

d9-EtFOSE
639.000/59.000 Da
□ Baseline □ Missed
□ Wrong Peak

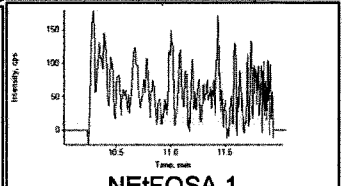

NEtFOSA 1
526.200/169.000 Da
□ Baseline □ Missed
□ Wrong Peak

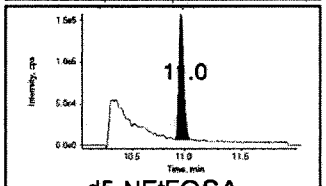

d5-NEtFOSA
531.000/169.000 Da
□ Baseline □ Missed
□ Wrong Peak

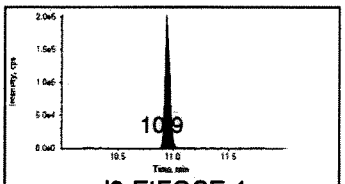

d9-EtFOSE 1
639.000/59.000 Da
□ Baseline □ Missed
□ Wrong Peak

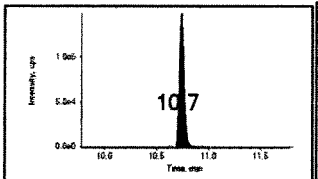

N_mefosa_d3
515.000/169.000 Da
□ Baseline □ Missed
□ Wrong Peak

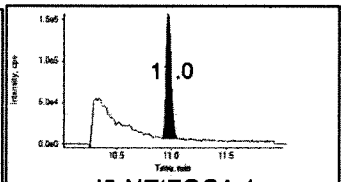

d5-NEtFOSA 1
531.000/169.000 Da
□ Baseline □ Missed
□ Wrong Peak

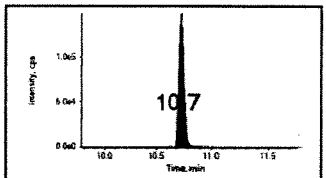

N_mefosa_d3
515.000/169.000 Da
□ Baseline □ Missed
□ Wrong Peak

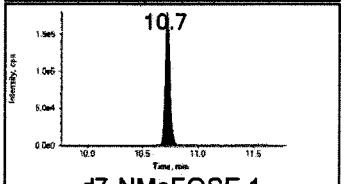

d7-NMeFOSE 1
623.000/59.000 Da
□ Baseline □ Missed
□ Wrong Peak

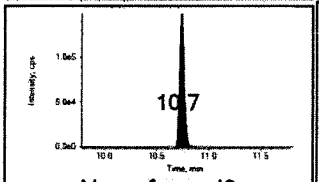

N_mefosa_d3
515.000/169.000 Da
□ Baseline □ Missed
□ Wrong Peak

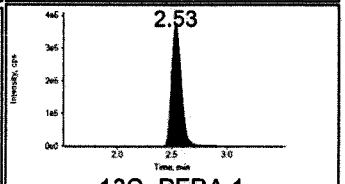

13C_PFBA 1
217.000/172.000 Da
□ Baseline □ Missed
□ Wrong Peak

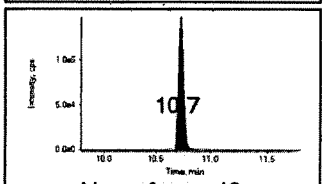

N_mefosa_d3
515.000/169.000 Da
□ Baseline □ Missed
□ Wrong Peak

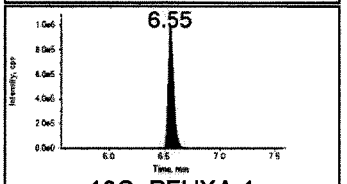

13C_PFHXA 1
315.000/270.000 Da
□ Baseline □ Missed
□ Wrong Peak

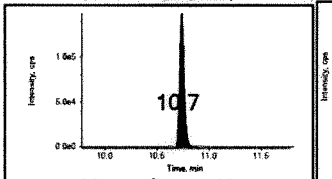

N_mefosa_d3
515.000/169.000 Da
□ Baseline □ Missed
□ Wrong Peak

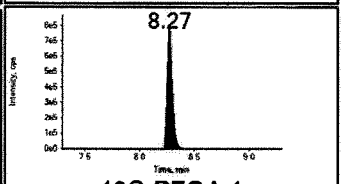

13C-PFOA 1
417.000/372.000 Da
□ Baseline □ Missed
□ Wrong Peak

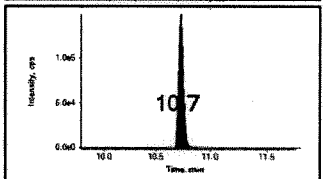

N_mefosa_d3
515.000/169.000 Da
□ Baseline □ Missed
□ Wrong Peak

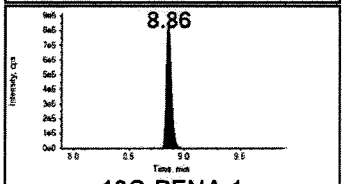

13C-PFNA 1
468.000/423.000 Da
□ Baseline □ Missed
□ Wrong Peak

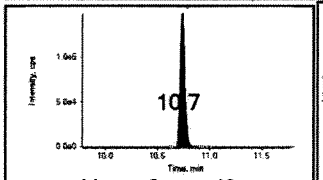

N_mefosa_d3
515.000/169.000 Da
□ Baseline □ Missed
□ Wrong Peak

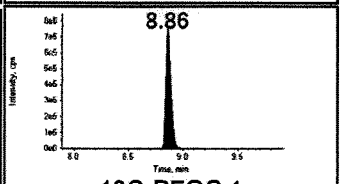

13C-PFOS 1
503.000/80.000 Da
□ Baseline □ Missed
□ Wrong Peak

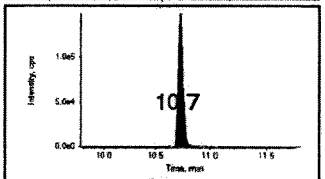

N_mefosa_d3
515.000/169.000 Da
□ Baseline □ Missed
□ Wrong Peak

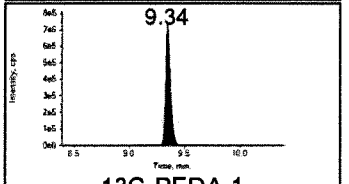

13C-PFDA 1
515.000/470.000 Da
□ Baseline □ Missed
□ Wrong Peak

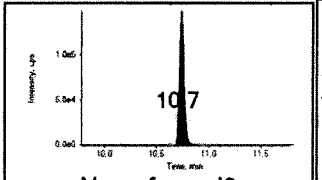

N_mefosa_d3
515.000/169.000 Da
□ Baseline □ Missed
□ Wrong Peak

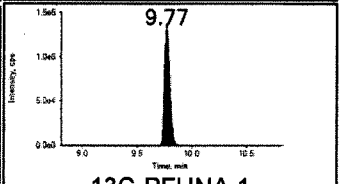

13C-PFUNA 1
565.000/520.000 Da
□ Baseline □ Missed
□ Wrong Peak

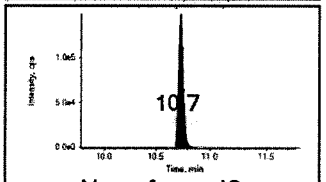

N_mefosa_d3
515.000/169.000 Da
□ Baseline □ Missed
□ Wrong Peak

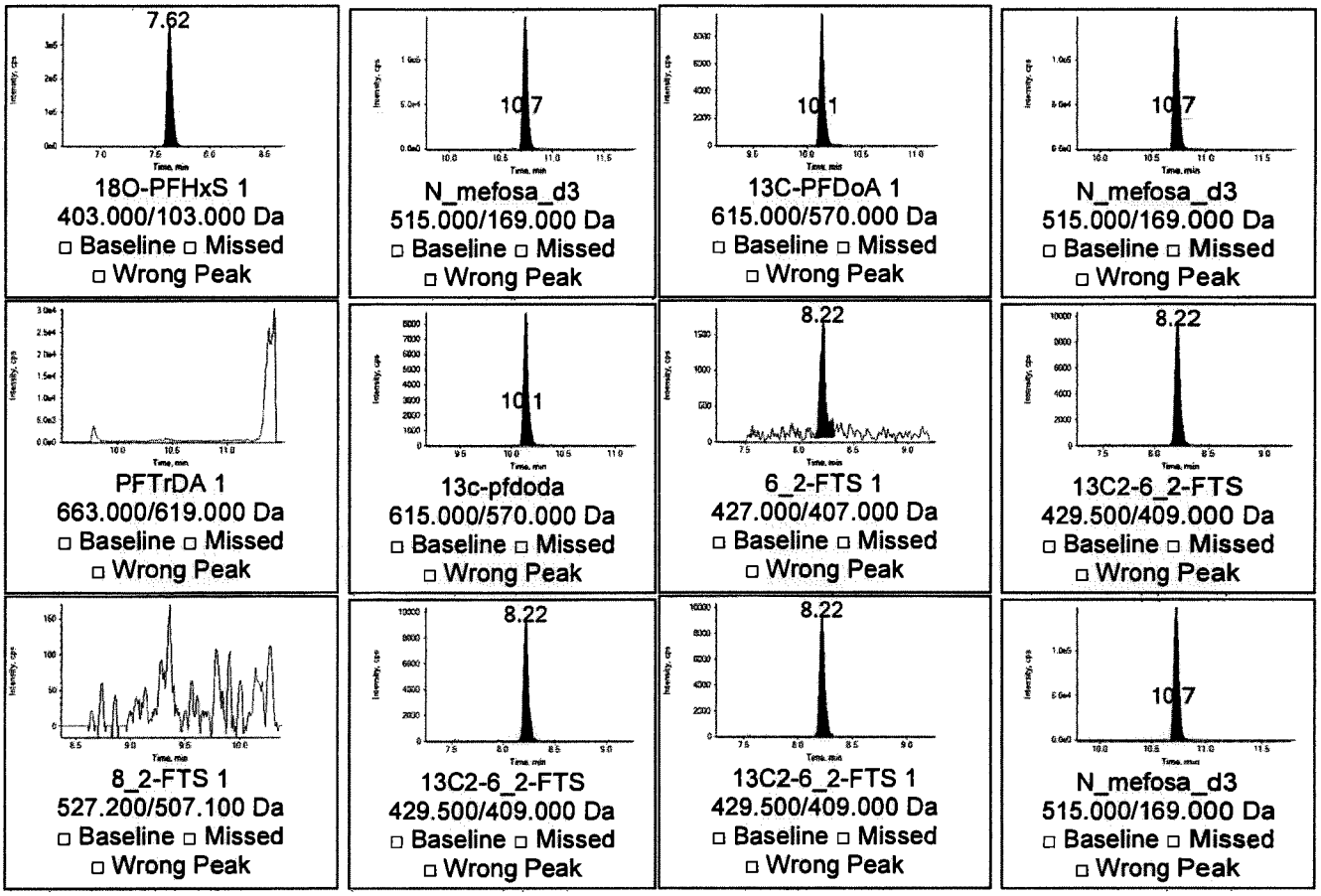

Ion Ratio Confirmation

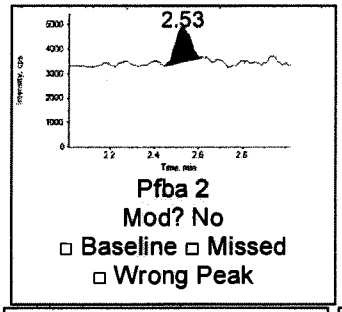

Pfba 2
Mod? No
□ Baseline □ Missed
□ Wrong Peak

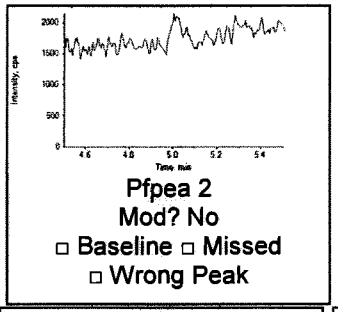

Pfpea 2
Mod? No
□ Baseline □ Missed
□ Wrong Peak

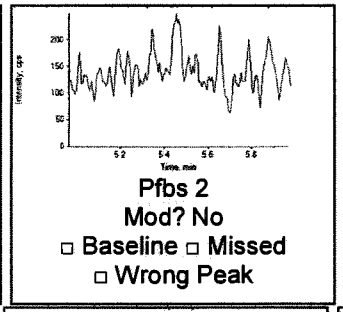

Pfbs 2
Mod? No
□ Baseline □ Missed
□ Wrong Peak

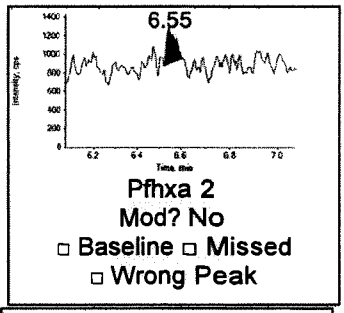

Pfhxa 2
Mod? No
□ Baseline □ Missed
□ Wrong Peak

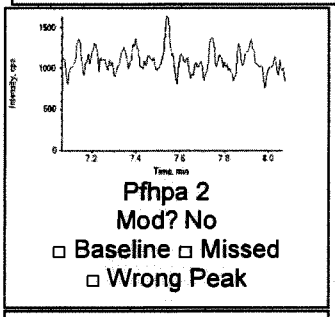

Pfhpa 2
Mod? No
□ Baseline □ Missed
□ Wrong Peak

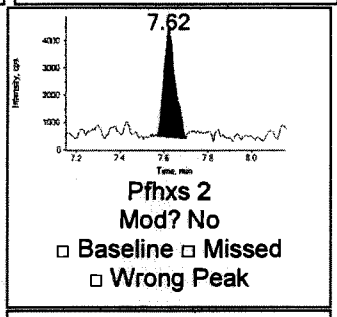

Pfhxs 2
Mod? No
□ Baseline □ Missed
□ Wrong Peak

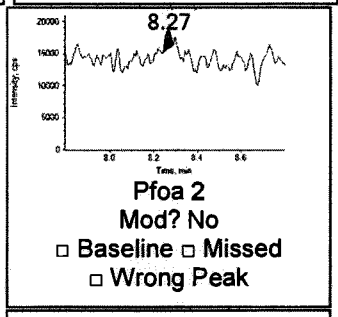

Pfoa 2
Mod? No
□ Baseline □ Missed
□ Wrong Peak

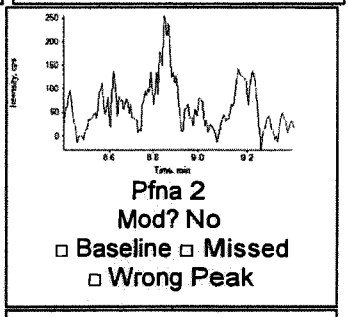

Pfna 2
Mod? No
□ Baseline □ Missed
□ Wrong Peak

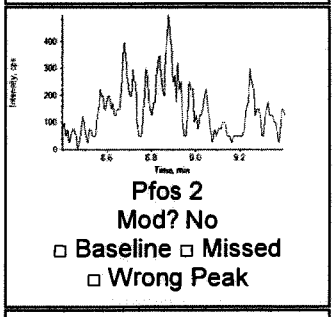

Pfos 2
Mod? No
□ Baseline □ Missed
□ Wrong Peak

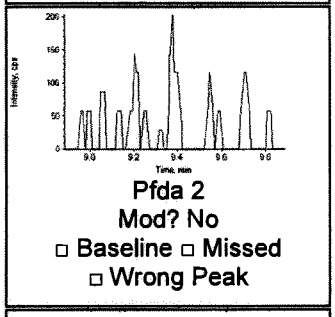

Pfda 2
Mod? No
□ Baseline □ Missed
□ Wrong Peak

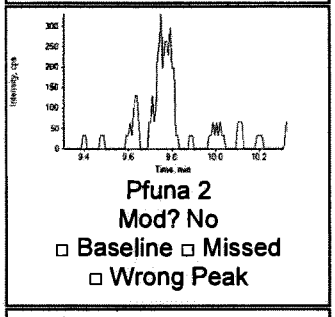

Pfuna 2
Mod? No
□ Baseline □ Missed
□ Wrong Peak

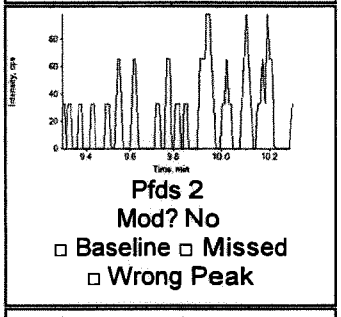

Pfds 2
Mod? No
□ Baseline □ Missed
□ Wrong Peak

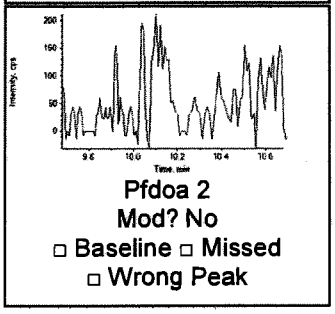

Pfdoa 2
Mod? No
□ Baseline □ Missed
□ Wrong Peak

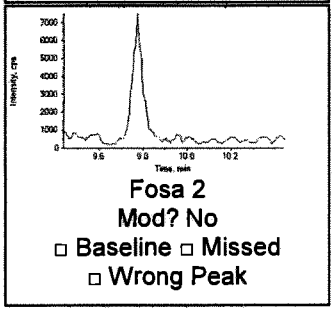

Fosa 2
Mod? No
□ Baseline □ Missed
□ Wrong Peak

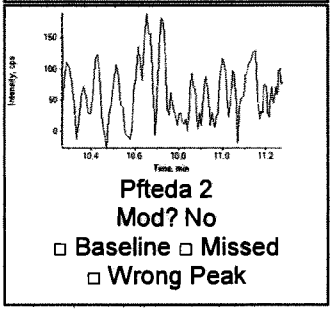

Pfteda 2
Mod? No
□ Baseline □ Missed
□ Wrong Peak

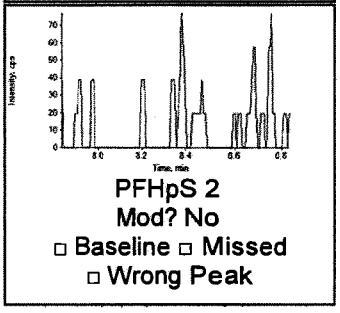

PFHpS 2
Mod? No
□ Baseline □ Missed
□ Wrong Peak

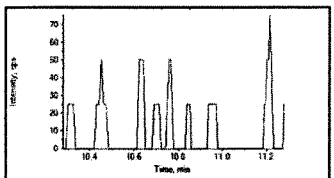

NMeFOSE 2
Mod? No
□ Baseline □ Missed
□ Wrong Peak

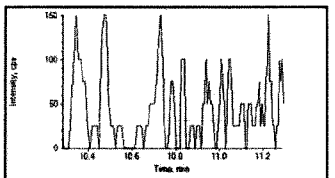

NMeFOSA 2
Mod? No
□ Baseline □ Missed
□ Wrong Peak

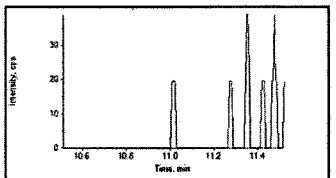

NEtFOSE 2
Mod? No
□ Baseline □ Missed
□ Wrong Peak

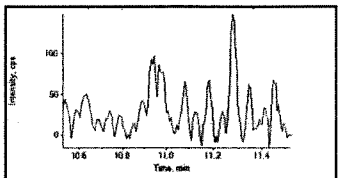

NEtFOSA 2
Mod? No
□ Baseline □ Missed
□ Wrong Peak

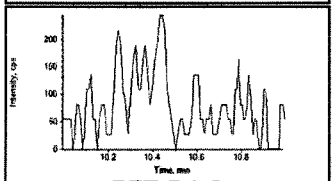

PFTrDA 2
Mod? No
□ Baseline □ Missed
□ Wrong Peak

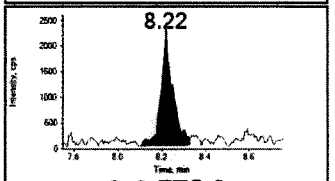

6_2-FTS 2
Mod? No
□ Baseline □ Missed
□ Wrong Peak

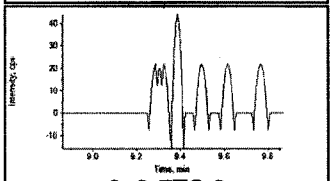

8_2-FTS 2
Mod? No
□ Baseline □ Missed
□ Wrong Peak

Date:05/24/16

Partial

ALS Environmental

ICAL Date: 05/24/16

Cal. Std. xp: 10/21/16

1st Review: Matthew Hall

2nd Review: MAY 27 2016

Injection Log

LCMS03 - API 5000

ICAL ID: KC1600075.

LIMS ID: 498197.

Column: Kinetex EVO C18 100x4.6mm s/n: H15-022942

Mobile Phases A: 5mM Am.Ace. In water 15-OLC-01-47E B: 5mM Am.Ace. In MeOH 15-OLC-01-47F

	Sample Name		File Name	Acquisition Method	Dilution	R	Comments
1	IB	15-OLC-002-75C	052416\1007.wiff	PFAS.dam	1x	✓	
2	0.020 ppb PFAS cal	15-OLC-002-75D	052416\1008.wiff	PFAS.dam	1x	✓	
3	0.050 ppb PFAS cal	15-OLC-002-75E	052416\1009.wiff	PFAS.dam	1x	✓	
4	0.10 ppb PFAS cal	15-OLC-002-75F	052416\1010.wiff	PFAS.dam	1x	✓	
5	0.25 ppb PFAS cal	15-OLC-002-75G	052416\1011.wiff	PFAS.dam	1x	✓	
6	0.50 ppb PFAS cal	15-OLC-002-75H	052416\1012.wiff	PFAS.dam	1x	✓	
7	1.0 ppb PFAS cal	15-OLC-002-75I	052416\1013.wiff	PFAS.dam	1x	✓	
8	5.0 ppb PFAS cal	15-OLC-002-75J	052416\1014.wiff	PFAS.dam	1x	✓	
9	10 ppb PFAS cal	15-OLC-002-75K	052416\1015.wiff	PFAS.dam	1x	✓	
10	20 ppb PFAS cal	15-OLC-002-75L	052416\1016.wiff	PFAS.dam	1x	✓	
11	50 ppb PFAS cal	15-OLC-002-76A	052416\1017.wiff	PFAS.dam	1x	✓	
12	IB	15-OLC-002-75C	052416\1018.wiff	PFAS.dam	1x	✓	
13	2.0 ppb PFAS ICV	15-OLC-002-76B	052416\1019.wiff	PFAS.dam	1x	✓	
14	IB		052416\1020.wiff	PFAS.dam	1x	✓	
15	K1603420-001 10,000X		052416\1021.wiff	PFAS.dam	1x	✓	
16	K1603420-003 10,000X		052416\1022.wiff	PFAS.dam	1x	✓	
17	K1603420-005 2,000X		052416\1023.wiff	PFAS.dam	1x	✓	
18	K1603420-009 2,000X		052416\1024.wiff	PFAS.dam	1x	✓	
19	K1603420-002 500X		052416\1025.wiff	PFAS.dam	1x	✓	
20	K1603420-001 2,000X		052416\1026.wiff	PFAS.dam	1x	✓	
21	5.0 ppb PFAS cal	15-OLC-002-75J	052416\1030.wiff	PFAS.dam	1x	✓	
22	IB	15-OLC-002-75C	052416\1031.wiff	PFAS.dam	1x	✓	

J:\LCMS03\PFAS\052416\052416_1NJLOG_IS quant

Created with Analyst Reporter
Printed: 5/25/2016 6:58 PM

Analyte Name: PFBS 1
Internal Standard: d3-N-MeFOSA(IS)

Data File	052416\1007.wiff	**Result Table**	052416_IS.rdb
Acquisition Date	5/24/2016 3:40:53 PM	**Algorithm Used**	MQL
Acquisition Method	PFAS.dam	**Instrument Name**	LCMS03
Project	CAS Methods\PFAS		

Regression Equation: y = -0.313 x^2 + 8.78 x + -0.0119 (r = 0.9997)

Exp Conc (ng/mL)	Calc Conc (ng/mL)	% Accuracy	STD	%CV
0.05	0.06	118	NaN	NaN
0.1	0.10	104	NaN	NaN
0.25	0.23	91	NaN	NaN
0.5	0.46	92	NaN	NaN
1	0.92	92	NaN	NaN
5	5.13	103	NaN	NaN
10	10.27	103	NaN	NaN
20	19.62	98	NaN	NaN
50	50.18	100	NaN	NaN

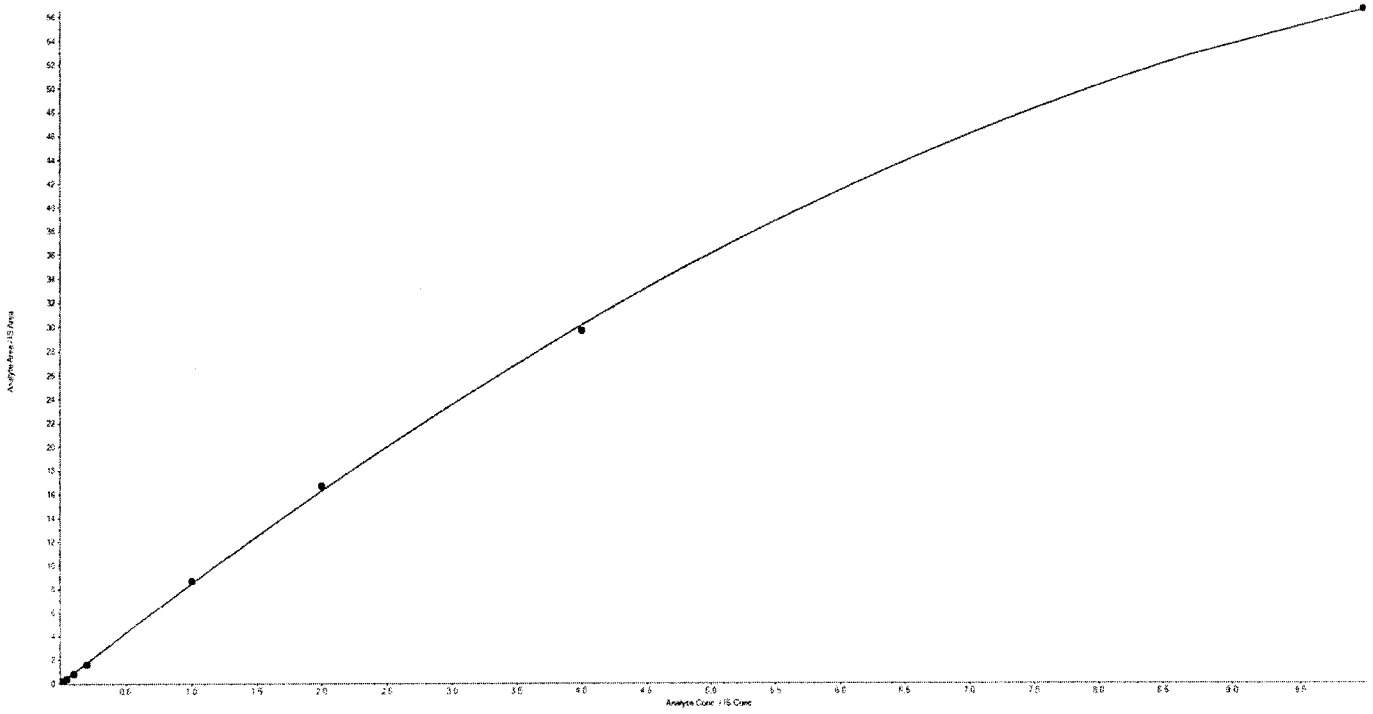

MAY 2 7 2016

Created with Analyst Reporter
Printed: 5/25/2016 6:58 PM

Analyte Name: 18O-PFHxS
Internal Standard: d3-N-MeFOSA(IS)

Data File	052416\1007.wiff	**Result Table**	052416_IS.rdb
Acquisition Date	5/24/2016 3:40:53 PM	**Algorithm Used**	MQL
Acquisition Method	PFAS.dam	**Instrument Name**	LCMS03
Project	CAS Methods\PFAS		

Regression Equation: y = 0.829 x (std. dev. = 0.105)

Exp Conc (ng/mL)	Calc Conc (ng/mL)	% Accuracy	STD	%CV
5	5.00	100	0.63	12.7

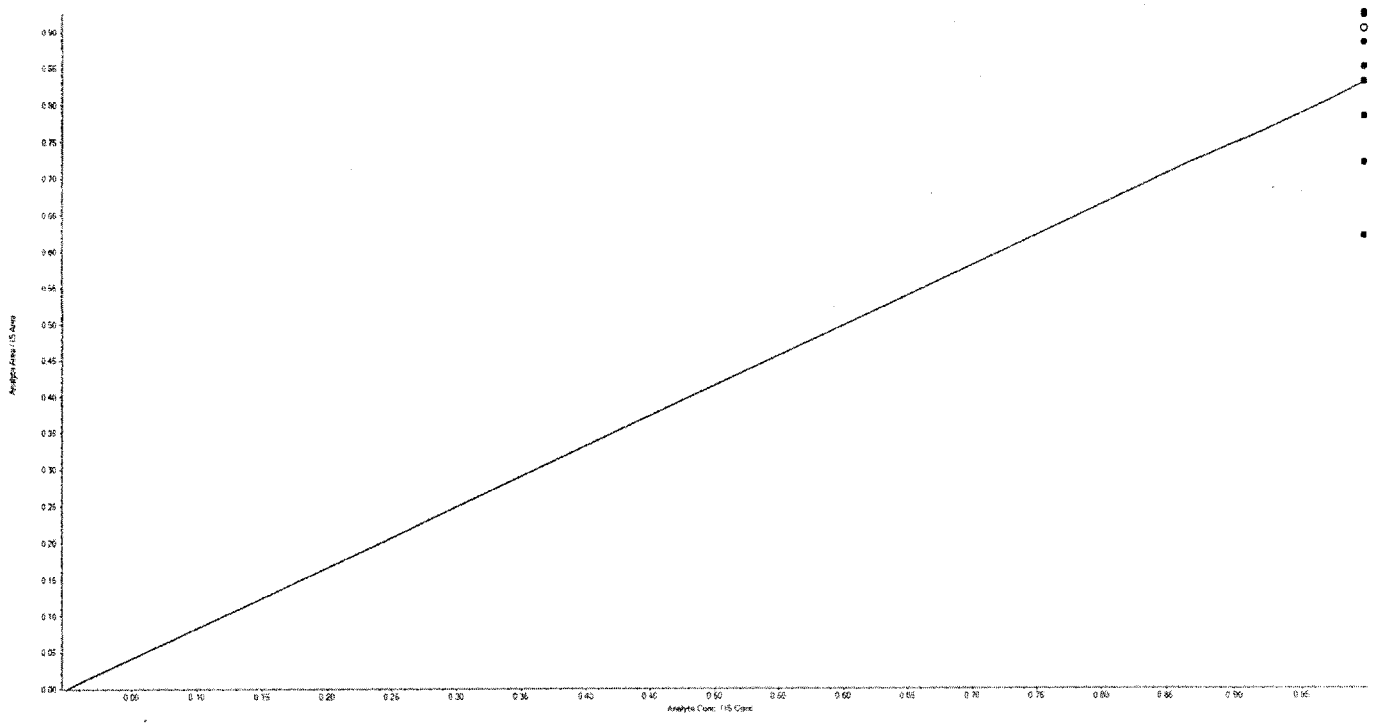

MAY 27 2016

Created with Analyst Reporter
Printed: 5/25/2016 6:58 PM

Analyte Name: 13C-PFOA
Internal Standard: d3-N-MeFOSA(IS)

Data File	052416\1007.wiff	**Result Table**	052416_IS.rdb
Acquisition Date	5/24/2016 3:40:53 PM	**Algorithm Used**	MQL
Acquisition Method	PFAS.dam	**Instrument Name**	LCMS03
Project	CAS Methods\PFAS		

Regression Equation: y = 2.38 x (std. dev. = 0.182)

Exp Conc (ng/mL)	Calc Conc (ng/mL)	% Accuracy	STD	%CV
5	5.00	100	0.38	7.7

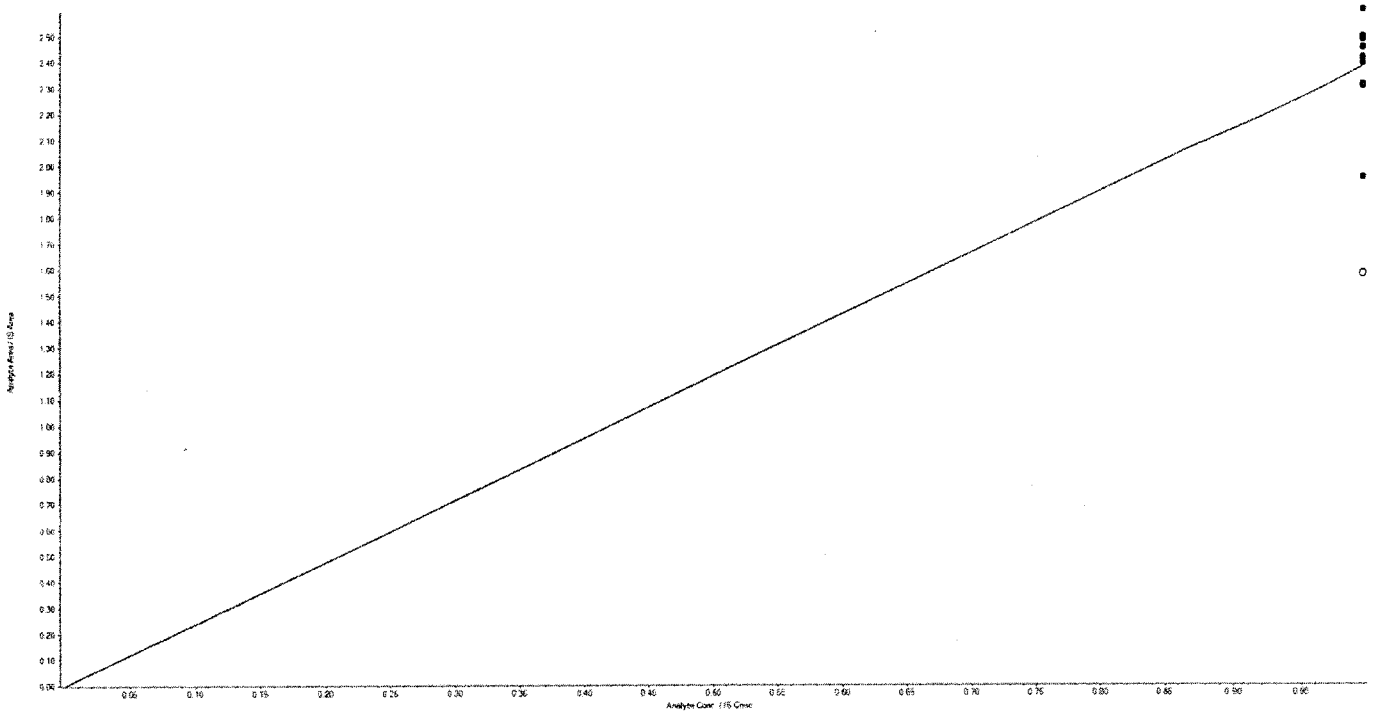

MAY 27 2016

Analyte Name: PFOA 1
Internal Standard: d3-N-MeFOSA(IS)

Data File	052416\1007.wiff	**Result Table**	052416_IS.rdb
Acquisition Date	5/24/2016 3:40:53 PM	**Algorithm Used**	MQL
Acquisition Method	PFAS.dam	**Instrument Name**	LCMS03
Project	CAS Methods\PFAS		

Regression Equation: y = -0.0844 x^2 + 2.42 x + 0.0111 (r = 0.9993)

Exp Conc (ng/mL)	Calc Conc (ng/mL)	% Accuracy	STD	%CV
0.02	0.02	79	NaN	NaN
0.05	0.06	115	NaN	NaN
0.1	0.10	102	NaN	NaN
0.25	0.24	98	NaN	NaN
0.5	0.53	105	NaN	NaN
1	0.97	97	NaN	NaN
5	5.31	106	NaN	NaN
10	10.40	104	NaN	NaN
20	18.79	94	NaN	NaN
50	50.86	102	NaN	NaN

MAY 2 7 2016

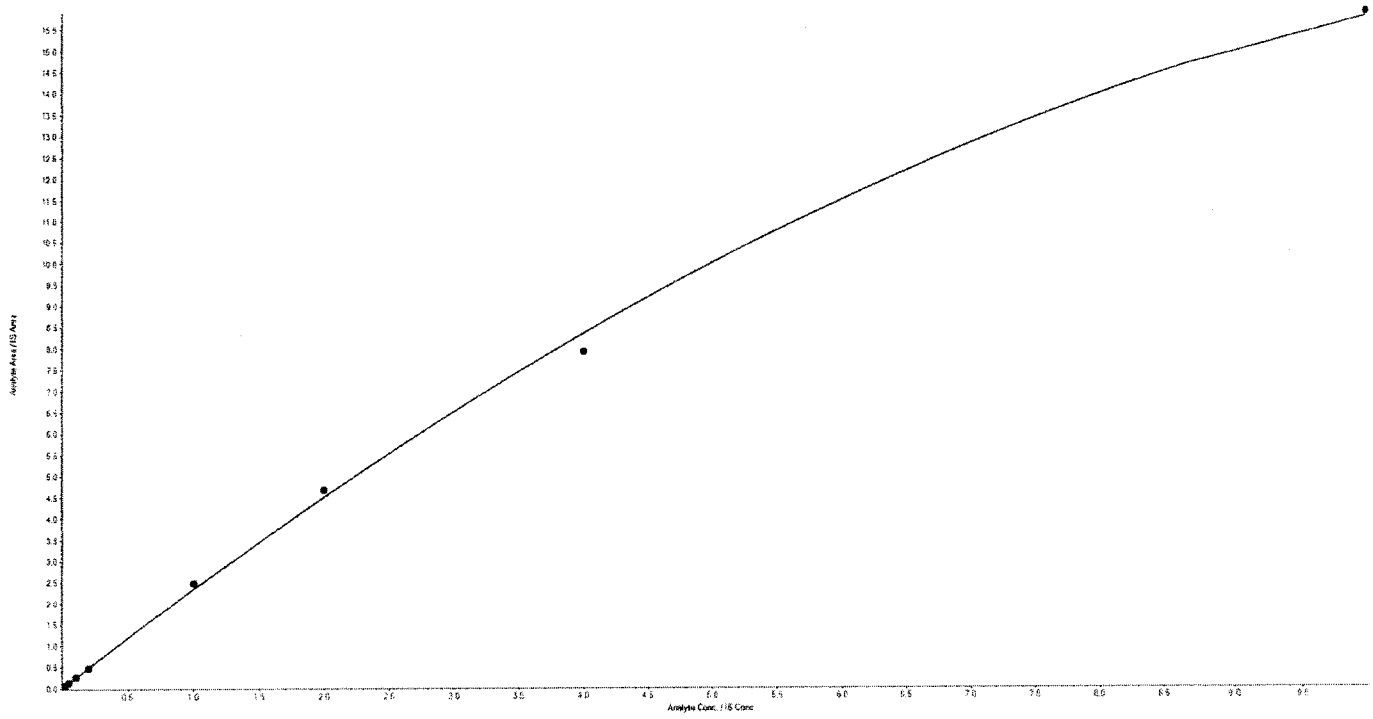

Analyte Name: 13C-PFOS
Internal Standard: d3-N-MeFOSA(IS)

Data File	052416\1007.wiff	**Result Table**	052416_IS.rdb
Acquisition Date	5/24/2016 3:40:53 PM	**Algorithm Used**	MQL
Acquisition Method	PFAS.dam	**Instrument Name**	LCMS03
Project	CAS Methods\PFAS		

Regression Equation: y = 5.71 x (std. dev. = 0.458)

Exp Conc (ng/mL)	Calc Conc (ng/mL)	% Accuracy	STD	%CV
5	5.00	100	0.40	8.0

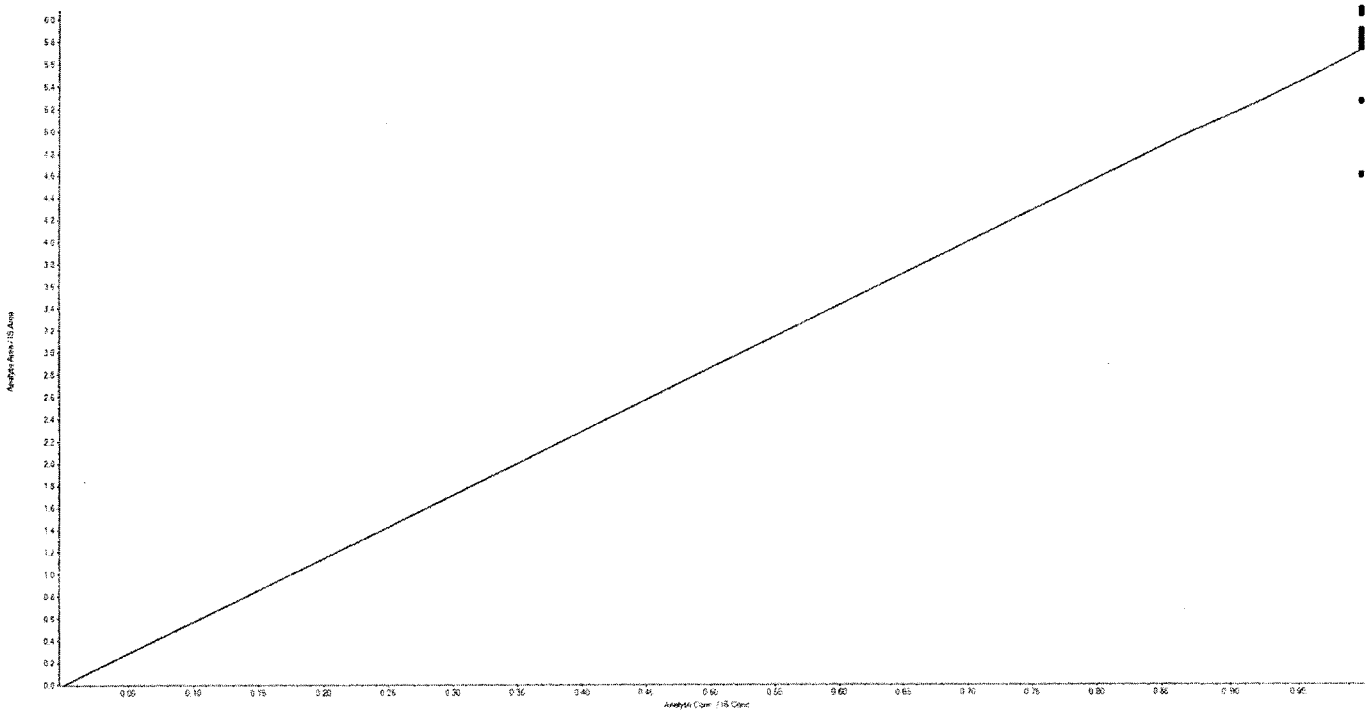

MAY 2 7 2016

Analyte Name: PFOS 1
Internal Standard: d3-N-MeFOSA(IS)

Data File	052416\1007.wiff	**Result Table**	052416_IS.rdb
Acquisition Date	5/24/2016 3:40:53 PM	**Algorithm Used**	MQL
Acquisition Method	PFAS.dam	**Instrument Name**	LCMS03
Project	CAS Methods\PFAS		

Regression Equation: y = -0.224 x^2 + 6.01 x + 0.00705 (r = 0.9999)

Exp Conc (ng/mL)	Calc Conc (ng/mL)	% Accuracy	STD	%CV
0.02	0.02	102	NaN	NaN
0.05	0.05	110	NaN	NaN
0.1	0.10	98	NaN	NaN
0.25	0.23	93	NaN	NaN
0.5	0.49	97	NaN	NaN
1	0.97	97	NaN	NaN
5	5.13	103	NaN	NaN
10	10.19	102	NaN	NaN
20	19.58	98	NaN	NaN
50	50.30	101	NaN	NaN

MAY 2 7 2016

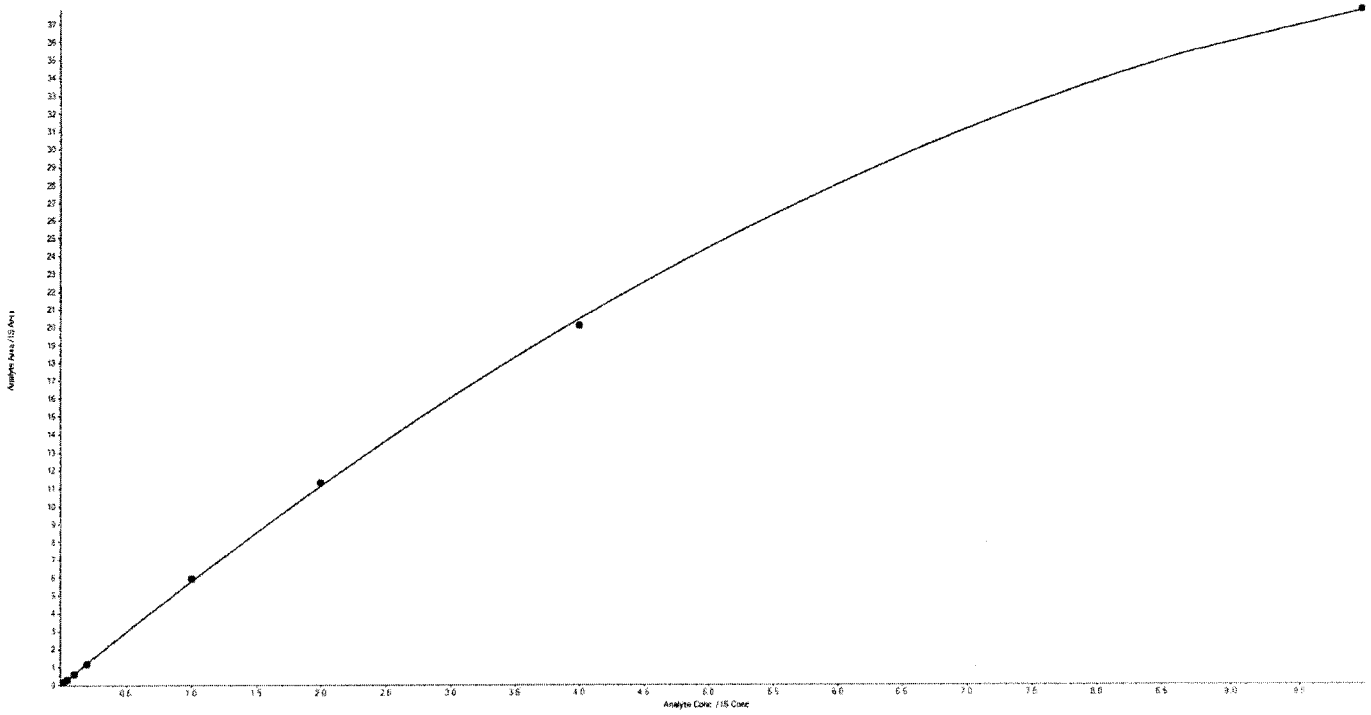

Project	CAS Methods\PFAS
Data File	052416\1007.wiff
Result Table	052416_IS.rdb
Instrument Name	LCMS03

Sample Name	IB	**Injection Volume**	10
Acquisition Date	5/24/2016 3:40:53 PM	**Sample Type**	Unknown
Acquisition Method	PFAS.dam	**Dilution Factor**	1.00
Injection Vial	2	**Weight to Volume**	0.00

Results Summary

Analyte Name	IS Name	IS Area	Analyte RT (Exp RT)	Analyte Area	Calc. Conc (ng/mL)	Modified?
PFBS 1	d3-N-MeFOSA(IS)	1262500	5.71 (5.69)	1429	0.01	No
18O-PFHxS	d3-N-MeFOSA(IS)	1262500	7.85 (7.84)	1145600	5.47	No
13C-PFOA	d3-N-MeFOSA(IS)	1262500	8.50 (8.48)	3162600	5.27	No
PFOA 1	d3-N-MeFOSA(IS)	1262500	8.50 (8.48)	10629	N/A	No
13C-PFOS	d3-N-MeFOSA(IS)	1262500	9.08 (9.07)	7853900	5.44	No
PFOS 1	d3-N-MeFOSA(IS)	1262500	9.08 (9.07)	2677	N/A	No

IRC Summary

Analyte Peak Name	RT (Exp RT)	Area	Modified?	Calc (Exp) MRM Ratio	Ratio Confirms ID
PFBS 2	5.71 (5.69)	2068	No	1.45 (0.51)	No
PFOA 2	8.50 (8.48)	9204	No	0.87 (1.09)	No
PFOS 2	9.08 (9.07)	738	No	0.28 (0.25)	YES

Quantitative Peak Review IB 15-OLC-002-75C

MAY 27 2016

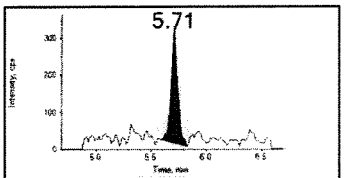

PFBS 1
299.000/80.000 Da
□ Baseline □ Missed
□ Wrong Peak

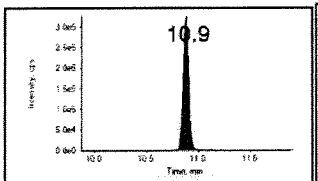

d3-N-MeFOSA(IS)
515.000/169.000 Da
□ Baseline □ Missed
□ Wrong Peak

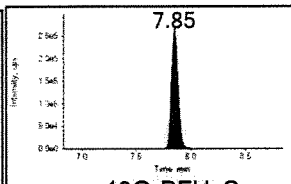

18O-PFHxS
403.000/103.000 Da
□ Baseline □ Missed
□ Wrong Peak

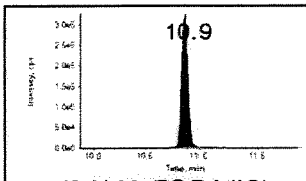

d3-N-MeFOSA(IS)
515.000/169.000 Da
□ Baseline □ Missed
□ Wrong Peak

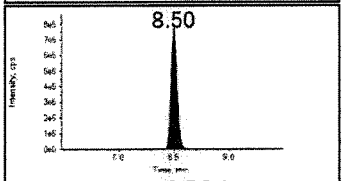

13C-PFOA
417.000/372.000 Da
□ Baseline □ Missed
□ Wrong Peak

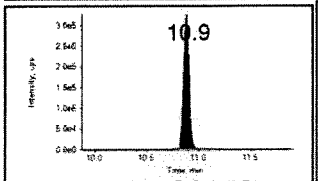

d3-N-MeFOSA(IS)
515.000/169.000 Da
□ Baseline □ Missed
□ Wrong Peak

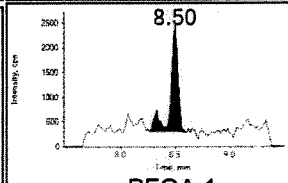

PFOA 1
413.000/169.000 Da
□ Baseline □ Missed
□ Wrong Peak

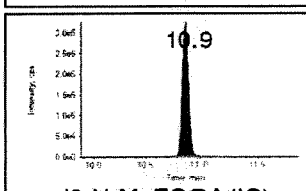

d3-N-MeFOSA(IS)
515.000/169.000 Da
□ Baseline □ Missed
□ Wrong Peak

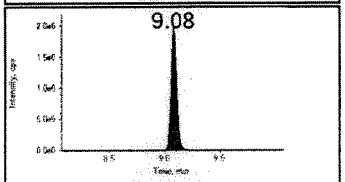

13C-PFOS
503.000/80.000 Da
□ Baseline □ Missed
□ Wrong Peak

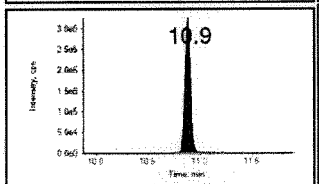

d3-N-MeFOSA(IS)
515.000/169.000 Da
□ Baseline □ Missed
□ Wrong Peak

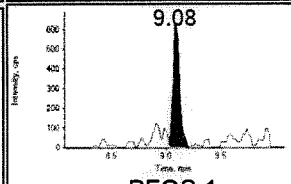

PFOS 1
499.000/80.000 Da
□ Baseline □ Missed
□ Wrong Peak

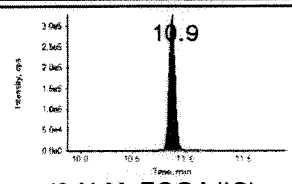

d3-N-MeFOSA(IS)
515.000/169.000 Da
□ Baseline □ Missed
□ Wrong Peak

Ion Ratio Confirmation

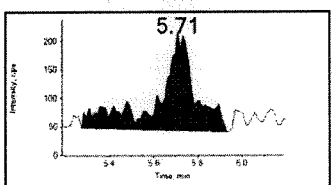

PFBS 2
Mod? No
□ Baseline □ Missed
□ Wrong Peak

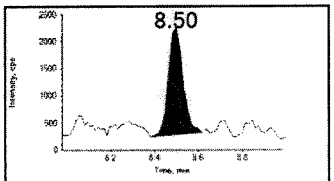

PFOA 2
Mod? No
□ Baseline □ Missed
□ Wrong Peak

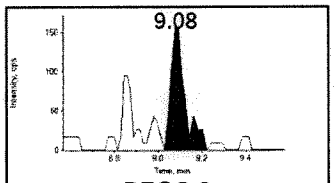

PFOS 2
Mod? No
□ Baseline □ Missed
□ Wrong Peak

Project	CAS Methods\PFAS	**Result Table**	052416_IS.rdb
Data File	052416\1008.wiff	**Algorithm Used**	MQL
Acquisition Method	PFAS.dam	**Instrument Name**	LCMS03

Sample Name	0.020 ppb PFAS cal	**Injection Vial**	20001
Acquisition Date	5/24/2016 3:57:53 PM	**Injection Volume**	10
Acquisition Method	PFAS.dam	**Sample Type**	Standard
Sample ID	15-OLC-002-75D	**Dilution Factor**	1.00
Sample Comment	*No data for Sample Comment*	**Weight to Volume**	0.00

Results Summary

Analyte Name	Analyte RT (Expected)	IS Name	IS Area	Analyte Area	Exp Conc (ng/mL)	Calc. Conc (ng/mL)	Accuracy (%)	Mod?
PFBS 1	5.70 (5.69)	d3-N-MeFOSA(IS)	1225000	48548	0.02	0.03	147	No
18O-PFHxS	7.85 (7.84)	d3-N-MeFOSA(IS)	1225000	1106500	5.00	5.45	109	No
13C-PFOA	8.50 (8.48)	d3-N-MeFOSA(IS)	1225000	2955300	5.00	5.07	101	No
PFOA 1	8.50 (8.48)	d3-N-MeFOSA(IS)	1225000	22899	0.02	0.02	79	No
13C-PFOS	9.09 (9.07)	d3-N-MeFOSA(IS)	1225000	7173200	5.00	5.12	102	No
PFOS 1	9.08 (9.07)	d3-N-MeFOSA(IS)	1225000	38745	0.02	0.02	102	No

IRC Summary

Analyte Peak Name	RT (Expected)	Area	Modified?	Calculated Ion Ratio (Expected Value)
PFBS 2	5.70 (5.69)	24556	No	0.51
PFOA 2	8.50 (8.48)	40221	No	1.76
PFOS 2	9.09 (9.07)	10261	No	0.26

Quantitative Peak Review 0.020 ppb PFAS cal 15-OLC-002-75D

MAY 2 7 2016

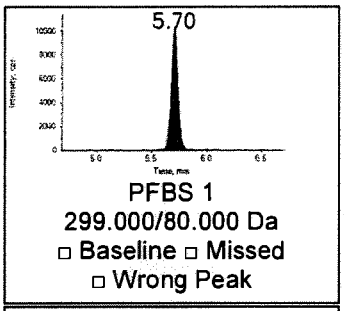

PFBS 1
299.000/80.000 Da
□ Baseline □ Missed
□ Wrong Peak

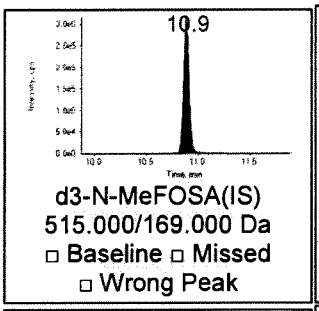

d3-N-MeFOSA(IS)
515.000/169.000 Da
□ Baseline □ Missed
□ Wrong Peak

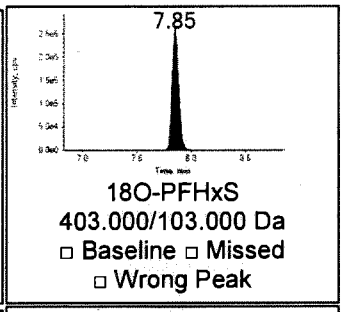

18O-PFHxS
403.000/103.000 Da
□ Baseline □ Missed
□ Wrong Peak

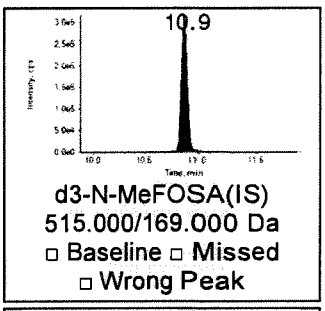

d3-N-MeFOSA(IS)
515.000/169.000 Da
□ Baseline □ Missed
□ Wrong Peak

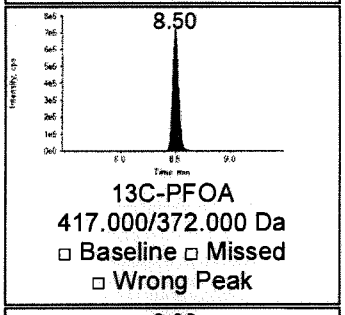

13C-PFOA
417.000/372.000 Da
□ Baseline □ Missed
□ Wrong Peak

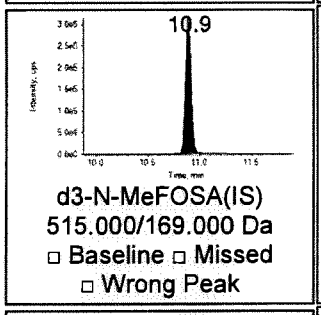

d3-N-MeFOSA(IS)
515.000/169.000 Da
□ Baseline □ Missed
□ Wrong Peak

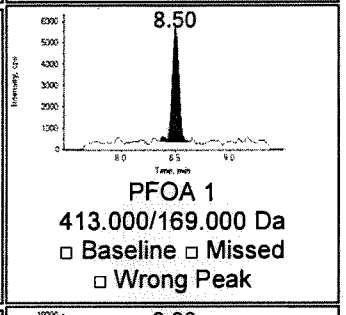

PFOA 1
413.000/169.000 Da
□ Baseline □ Missed
□ Wrong Peak

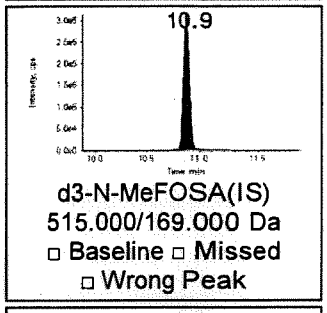

d3-N-MeFOSA(IS)
515.000/169.000 Da
□ Baseline □ Missed
□ Wrong Peak

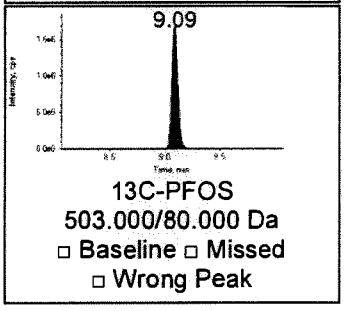

13C-PFOS
503.000/80.000 Da
□ Baseline □ Missed
□ Wrong Peak

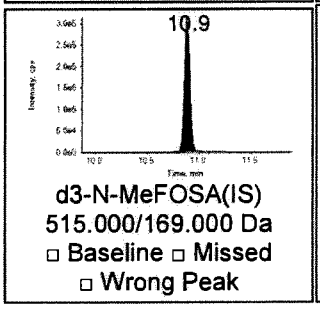

d3-N-MeFOSA(IS)
515.000/169.000 Da
□ Baseline □ Missed
□ Wrong Peak

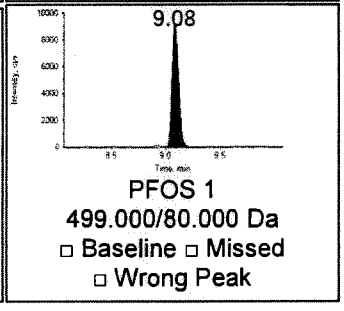

PFOS 1
499.000/80.000 Da
□ Baseline □ Missed
□ Wrong Peak

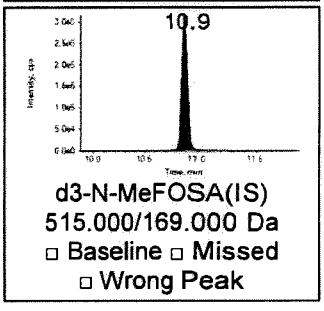

d3-N-MeFOSA(IS)
515.000/169.000 Da
□ Baseline □ Missed
□ Wrong Peak

Ion Ratio Confirmation

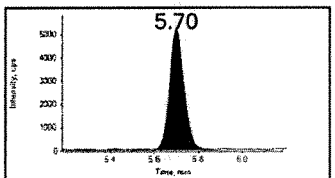

PFBS 2
Mod? No
□ Baseline □ Missed
□ Wrong Peak

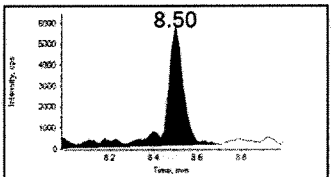

PFOA 2
Mod? No
□ Baseline □ Missed
□ Wrong Peak

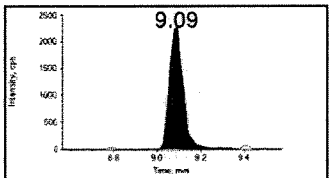

PFOS 2
Mod? No
□ Baseline □ Missed
□ Wrong Peak

Project	CAS Methods\PFAS	**Result Table**	052416_IS.rdb
Data File	052416\1009.wiff	**Algorithm Used**	MQL
Acquisition Method	PFAS.dam	**Instrument Name**	LCMS03

Sample Name	0.050 ppb PFAS cal	**Injection Vial**	20002
Acquisition Date	5/24/2016 4:14:58 PM	**Injection Volume**	10
Acquisition Method	PFAS.dam	**Sample Type**	Standard
Sample ID	15-OLC-002-75E	**Dilution Factor**	1.00
Sample Comment	*No data for Sample Comment*	**Weight to Volume**	0.00

Results Summary

Analyte Name	Analyte RT (Expected)	IS Name	IS Area	Analyte Area	Exp Conc (ng/mL)	Calc. Conc (ng/mL)	Accuracy (%)	Mod?
PFBS 1	5.70 (5.69)	d3-N-MeFOSA(IS)	1162000	106500	0.05	0.06	118	No
18O-PFHxS	7.84 (7.84)	d3-N-MeFOSA(IS)	1162000	1076300	5.00	5.59	112	No
13C-PFOA	8.49 (8.48)	d3-N-MeFOSA(IS)	1162000	3017800	5.00	5.46	109	No
PFOA 1	8.49 (8.48)	d3-N-MeFOSA(IS)	1162000	45088	0.05	0.06	115	No
13C-PFOS	9.08 (9.07)	d3-N-MeFOSA(IS)	1162000	7039100	5.00	5.30	106	No
PFOS 1	9.08 (9.07)	d3-N-MeFOSA(IS)	1162000	84725	0.05	0.05	110	No

IRC Summary

Analyte Peak Name	RT (Expected)	Area	Modified?	Calculated Ion Ratio (Expected Value)
PFBS 2	5.70 (5.69)	54642	No	0.51
PFOA 2	8.49 (8.48)	39205	No	0.87
PFOS 2	9.07 (9.07)	22066	No	0.26

Quantitative Peak Review 0.050 ppb PFAS cal 15-OLC-002-75E

MAY 27 2016

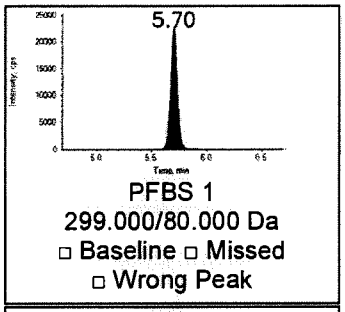

PFBS 1
299.000/80.000 Da
□ Baseline □ Missed
□ Wrong Peak

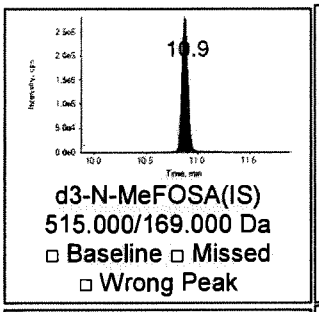

d3-N-MeFOSA(IS)
515.000/169.000 Da
□ Baseline □ Missed
□ Wrong Peak

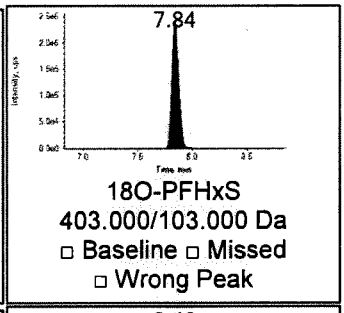

18O-PFHxS
403.000/103.000 Da
□ Baseline □ Missed
□ Wrong Peak

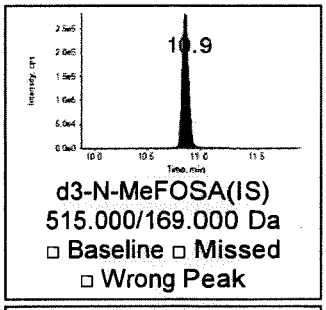

d3-N-MeFOSA(IS)
515.000/169.000 Da
□ Baseline □ Missed
□ Wrong Peak

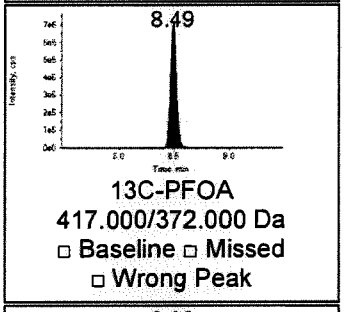

13C-PFOA
417.000/372.000 Da
□ Baseline □ Missed
□ Wrong Peak

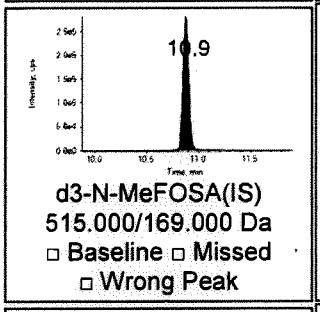

d3-N-MeFOSA(IS)
515.000/169.000 Da
□ Baseline □ Missed
□ Wrong Peak

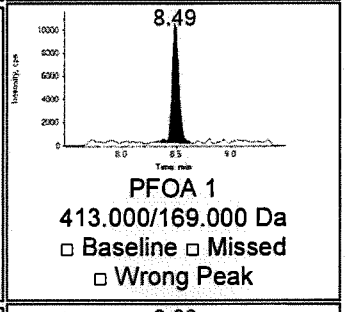

PFOA 1
413.000/169.000 Da
□ Baseline □ Missed
□ Wrong Peak

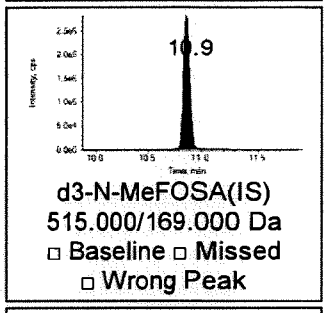

d3-N-MeFOSA(IS)
515.000/169.000 Da
□ Baseline □ Missed
□ Wrong Peak

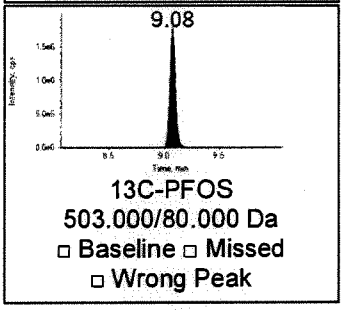

13C-PFOS
503.000/80.000 Da
□ Baseline □ Missed
□ Wrong Peak

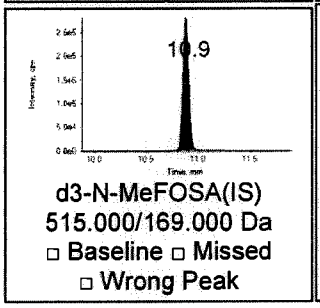

d3-N-MeFOSA(IS)
515.000/169.000 Da
□ Baseline □ Missed
□ Wrong Peak

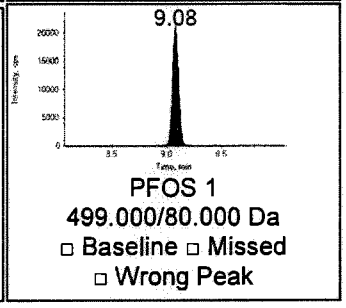

PFOS 1
499.000/80.000 Da
□ Baseline □ Missed
□ Wrong Peak

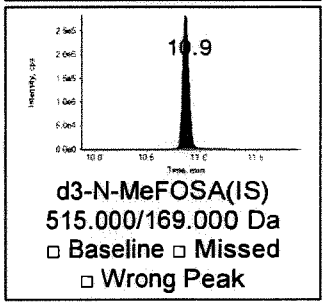

d3-N-MeFOSA(IS)
515.000/169.000 Da
□ Baseline □ Missed
□ Wrong Peak

Ion Ratio Confirmation

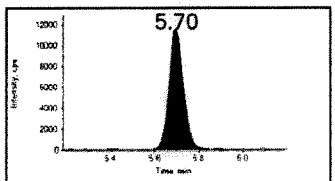

PFBS 2
Mod? No
□ Baseline □ Missed
□ Wrong Peak

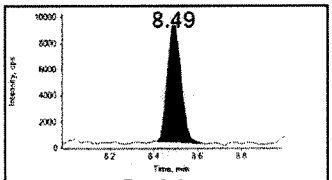

PFOA 2
Mod? No
□ Baseline □ Missed
□ Wrong Peak

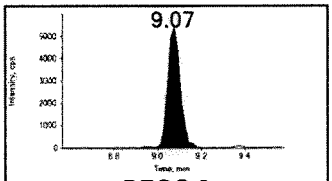

PFOS 2
Mod? No
□ Baseline □ Missed
□ Wrong Peak

Project	CAS Methods\PFAS	**Result Table**	052416_IS.rdb
Data File	052416\1010.wiff	**Algorithm Used**	MQL
Acquisition Method	PFAS.dam	**Instrument Name**	LCMS03

Sample Name	0.10 ppb PFAS cal	**Injection Vial**	20003
Acquisition Date	5/24/2016 4:32:03 PM	**Injection Volume**	10
Acquisition Method	PFAS.dam	**Sample Type**	Standard
Sample ID	15-OLC-002-75F	**Dilution Factor**	1.00
Sample Comment	*No data for Sample Comment*	**Weight to Volume**	0.00

Results Summary

Analyte Name	Analyte RT (Expected)	IS Name	IS Area	Analyte Area	Exp Conc (ng/mL)	Calc. Conc (ng/mL)	Accuracy (%)	Mod?
PFBS 1	5.70 (5.69)	d3-N-MeFOSA(IS)	1150100	195880	0.10	0.10	104	No
18O-PFHxS	7.85 (7.84)	d3-N-MeFOSA(IS)	1150100	1063000	5.00	5.57	111	No
13C-PFOA	8.50 (8.48)	d3-N-MeFOSA(IS)	1150100	2866900	5.00	5.24	105	No
PFOA 1	8.50 (8.48)	d3-N-MeFOSA(IS)	1150100	69360	0.10	0.10	102	No
13C-PFOS	9.08 (9.07)	d3-N-MeFOSA(IS)	1150100	7002100	5.00	5.33	107	No
PFOS 1	9.08 (9.07)	d3-N-MeFOSA(IS)	1150100	143940	0.10	0.10	98	No

IRC Summary

Analyte Peak Name	RT (Expected)	Area	Modified?	Calculated Ion Ratio (Expected Value)
PFBS 2	**5.70 (5.69)**	**94187**	No	**0.48**
PFOA 2	**8.49 (8.48)**	**69199**	No	**1.00**
PFOS 2	**9.08 (9.07)**	**37227**	No	**0.26**

Quantitative Peak Review 0.10 ppb PFAS cal 15-OLC-002-75F

MAY 27 2016

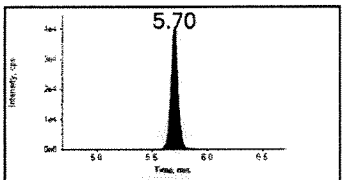

PFBS 1
299.000/80.000 Da
□ Baseline □ Missed
□ Wrong Peak

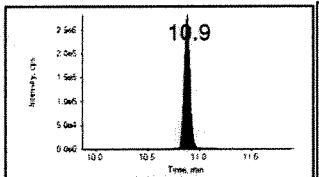

d3-N-MeFOSA(IS)
515.000/169.000 Da
□ Baseline □ Missed
□ Wrong Peak

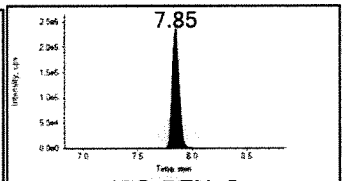

18O-PFHxS
403.000/103.000 Da
□ Baseline □ Missed
□ Wrong Peak

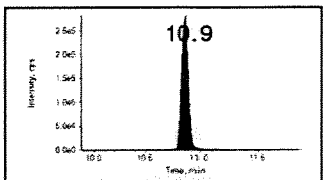

d3-N-MeFOSA(IS)
515.000/169.000 Da
□ Baseline □ Missed
□ Wrong Peak

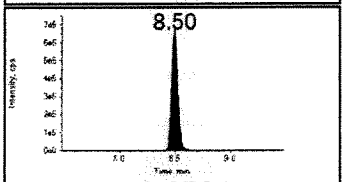

13C-PFOA
417.000/372.000 Da
□ Baseline □ Missed
□ Wrong Peak

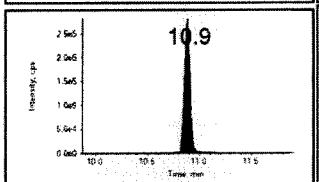

d3-N-MeFOSA(IS)
515.000/169.000 Da
□ Baseline □ Missed
□ Wrong Peak

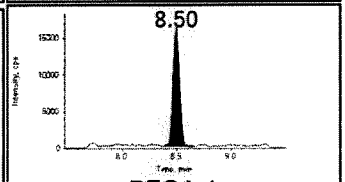

PFOA 1
413.000/169.000 Da
□ Baseline □ Missed
□ Wrong Peak

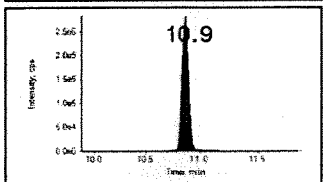

d3-N-MeFOSA(IS)
515.000/169.000 Da
□ Baseline □ Missed
□ Wrong Peak

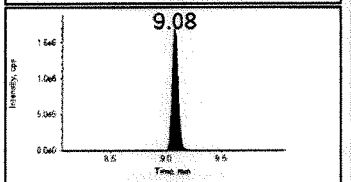

13C-PFOS
503.000/80.000 Da
□ Baseline □ Missed
□ Wrong Peak

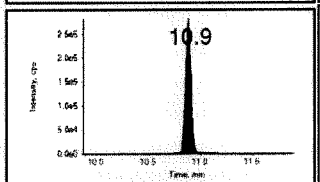

d3-N-MeFOSA(IS)
515.000/169.000 Da
□ Baseline □ Missed
□ Wrong Peak

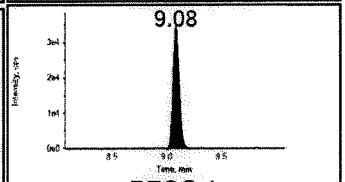

PFOS 1
499.000/80.000 Da
□ Baseline □ Missed
□ Wrong Peak

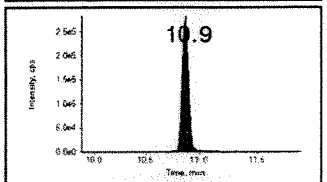

d3-N-MeFOSA(IS)
515.000/169.000 Da
□ Baseline □ Missed
□ Wrong Peak

Ion Ratio Confirmation

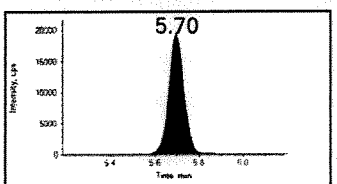

PFBS 2
Mod? No
□ Baseline □ Missed
□ Wrong Peak

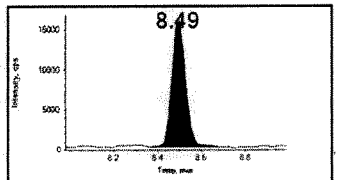

PFOA 2
Mod? No
□ Baseline □ Missed
□ Wrong Peak

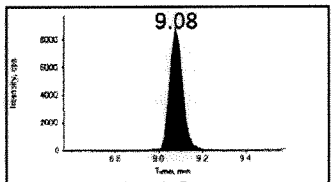

PFOS 2
Mod? No
□ Baseline □ Missed
□ Wrong Peak

Project	CAS Methods\PFAS	**Result Table**	052416_IS.rdb
Data File	052416\1011.wiff	**Algorithm Used**	MQL
Acquisition Method	PFAS.dam	**Instrument Name**	LCMS03

Sample Name	0.25 ppb PFAS cal	**Injection Vial**	20004
Acquisition Date	5/24/2016 4:49:06 PM	**Injection Volume**	10
Acquisition Method	PFAS.dam	**Sample Type**	Standard
Sample ID	15-OLC-002-75G	**Dilution Factor**	1.00
Sample Comment	*No data for Sample Comment*	**Weight to Volume**	0.00

Results Summary

Analyte Name	Analyte RT (Expected)	IS Name	IS Area	Analyte Area	Exp Conc (ng/mL)	Calc. Conc (ng/mL)	Accuracy (%)	Mod?
PFBS 1	5.70 (5.69)	d3-N-MeFOSA(IS)	1206100	464830	0.25	0.23	91	No
18O-PFHxS	7.85 (7.84)	d3-N-MeFOSA(IS)	1206100	1067100	5.00	5.34	107	No
13C-PFOA	8.49 (8.48)	d3-N-MeFOSA(IS)	1206100	2993500	5.00	5.22	104	No
PFOA 1	8.49 (8.48)	d3-N-MeFOSA(IS)	1206100	155670	0.25	0.24	98	No
13C-PFOS	9.08 (9.07)	d3-N-MeFOSA(IS)	1206100	6974800	5.00	5.06	101	No
PFOS 1	9.08 (9.07)	d3-N-MeFOSA(IS)	1206100	343500	0.25	0.23	93	No

IRC Summary

Analyte Peak Name	RT (Expected)	Area	Modified?	Calculated Ion Ratio (Expected Value)
PFBS 2	5.70 (5.69)	228370	No	0.49
PFOA 2	8.49 (8.48)	170710	No	1.10
PFOS 2	9.08 (9.07)	79549	No	0.23

Quantitative Peak Review 0.25 ppb PFAS cal 15-OLC-002-75G

MAY 2 7 2016

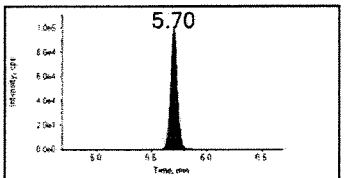

PFBS 1
299.000/80.000 Da
□ Baseline □ Missed
□ Wrong Peak

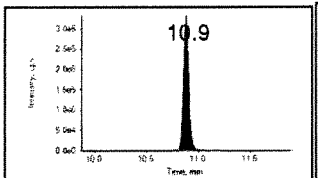

d3-N-MeFOSA(IS)
515.000/169.000 Da
□ Baseline □ Missed
□ Wrong Peak

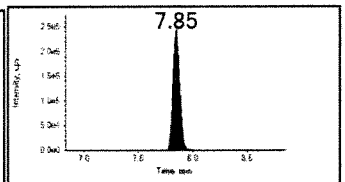

18O-PFHxS
403.000/103.000 Da
□ Baseline □ Missed
□ Wrong Peak

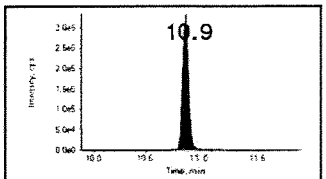

d3-N-MeFOSA(IS)
515.000/169.000 Da
□ Baseline □ Missed
□ Wrong Peak

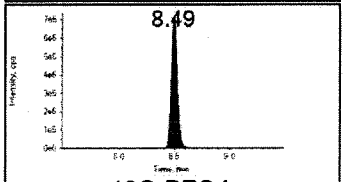

13C-PFOA
417.000/372.000 Da
□ Baseline □ Missed
□ Wrong Peak

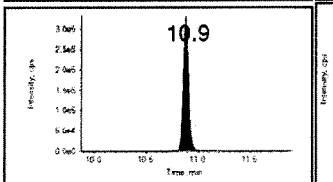

d3-N-MeFOSA(IS)
515.000/169.000 Da
□ Baseline □ Missed
□ Wrong Peak

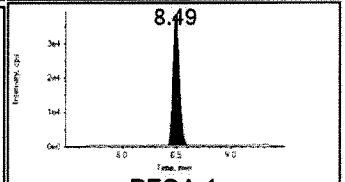

PFOA 1
413.000/169.000 Da
□ Baseline □ Missed
□ Wrong Peak

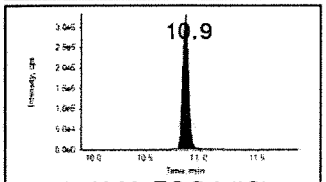

d3-N-MeFOSA(IS)
515.000/169.000 Da
□ Baseline □ Missed
□ Wrong Peak

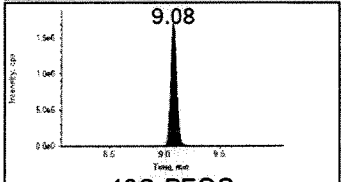

13C-PFOS
503.000/80.000 Da
□ Baseline □ Missed
□ Wrong Peak

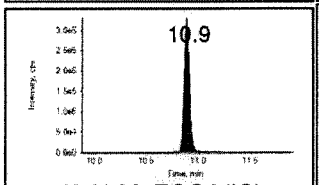

d3-N-MeFOSA(IS)
515.000/169.000 Da
□ Baseline □ Missed
□ Wrong Peak

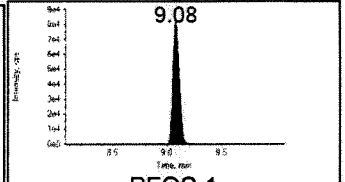

PFOS 1
499.000/80.000 Da
□ Baseline □ Missed
□ Wrong Peak

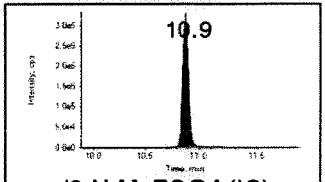

d3-N-MeFOSA(IS)
515.000/169.000 Da
□ Baseline □ Missed
□ Wrong Peak

Ion Ratio Confirmation

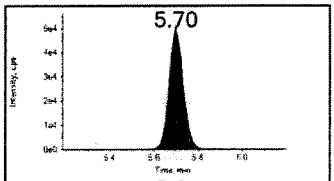

PFBS 2
Mod? No
□ Baseline □ Missed
□ Wrong Peak

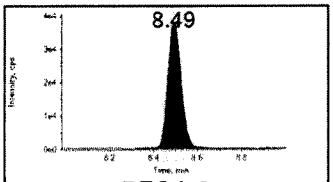

PFOA 2
Mod? No
□ Baseline □ Missed
□ Wrong Peak

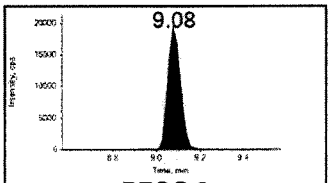

PFOS 2
Mod? No
□ Baseline □ Missed
□ Wrong Peak

Project	CAS Methods\PFAS	**Result Table**	052416_IS.rdb
Data File	052416\1012.wiff	**Algorithm Used**	MQL
Acquisition Method	PFAS.dam	**Instrument Name**	LCMS03

Sample Name	0.50 ppb PFAS cal	**Injection Vial**	20005
Acquisition Date	5/24/2016 5:06:10 PM	**Injection Volume**	10
Acquisition Method	PFAS.dam	**Sample Type**	Standard
Sample ID	15-OLC-002-75H	**Dilution Factor**	1.00
Sample Comment	*No data for Sample Comment*	**Weight to Volume**	0.00

Results Summary

Analyte Name	Analyte RT (Expected)	IS Name	IS Area	Analyte Area	Exp Conc (ng/mL)	Calc. Conc (ng/mL)	Accuracy (%)	Mod?
PFBS 1	5.70 (5.69)	d3-N-MeFOSA(IS)	1199100	954340	0.50	0.46	92	No
18O-PFHxS	7.84 (7.84)	d3-N-MeFOSA(IS)	1199100	1106100	5.00	5.56	111	No
13C-PFOA	8.49 (8.48)	d3-N-MeFOSA(IS)	1199100	2939600	5.00	5.15	103	No
PFOA 1	8.49 (8.48)	d3-N-MeFOSA(IS)	1199100	317580	0.50	0.53	105	No
13C-PFOS	9.07 (9.07)	d3-N-MeFOSA(IS)	1199100	7067000	5.00	5.16	103	No
PFOS 1	9.07 (9.07)	d3-N-MeFOSA(IS)	1199100	708110	0.50	0.49	98	No

IRC Summary

Analyte Peak Name	RT (Expected)	Area	Modified?	Calculated Ion Ratio (Expected Value)
PFBS 2	5.69 (5.69)	472670	No	0.50
PFOA 2	8.49 (8.48)	327830	No	1.03
PFOS 2	9.07 (9.07)	167830	No	0.24

Quantitative Peak Review 0.50 ppb PFAS cal 15-OLC-002-75H

MAY 27 2016

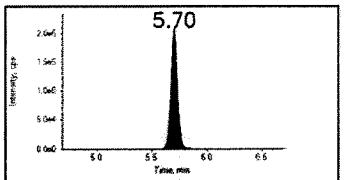

PFBS 1
299.000/80.000 Da
□ Baseline □ Missed
□ Wrong Peak

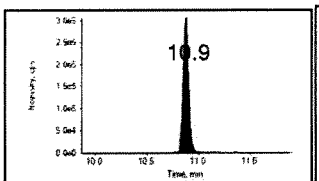

d3-N-MeFOSA(IS)
515.000/169.000 Da
□ Baseline □ Missed
□ Wrong Peak

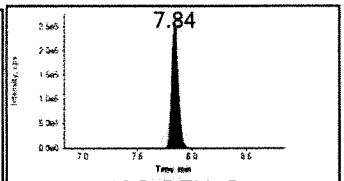

18O-PFHxS
403.000/103.000 Da
□ Baseline □ Missed
□ Wrong Peak

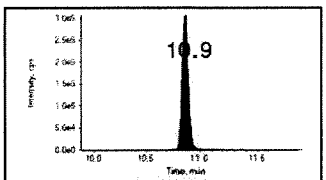

d3-N-MeFOSA(IS)
515.000/169.000 Da
□ Baseline □ Missed
□ Wrong Peak

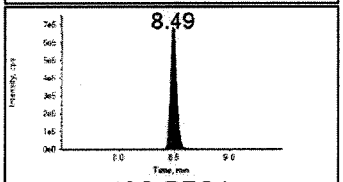

13C-PFOA
417.000/372.000 Da
□ Baseline □ Missed
□ Wrong Peak

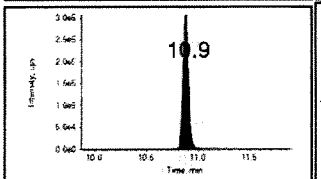

d3-N-MeFOSA(IS)
515.000/169.000 Da
□ Baseline □ Missed
□ Wrong Peak

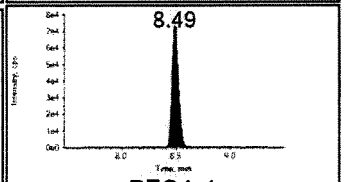

PFOA 1
413.000/169.000 Da
□ Baseline □ Missed
□ Wrong Peak

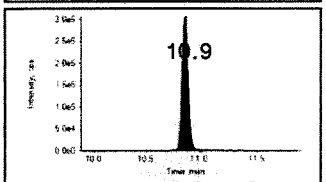

d3-N-MeFOSA(IS)
515.000/169.000 Da
□ Baseline □ Missed
□ Wrong Peak

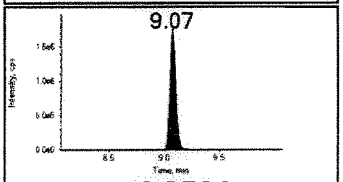

13C-PFOS
503.000/80.000 Da
□ Baseline □ Missed
□ Wrong Peak

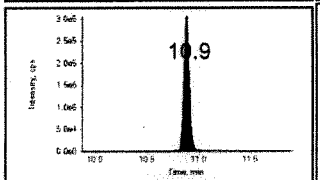

d3-N-MeFOSA(IS)
515.000/169.000 Da
□ Baseline □ Missed
□ Wrong Peak

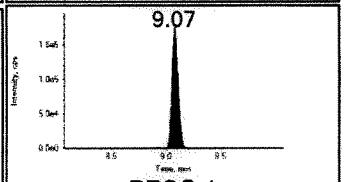

PFOS 1
499.000/80.000 Da
□ Baseline □ Missed
□ Wrong Peak

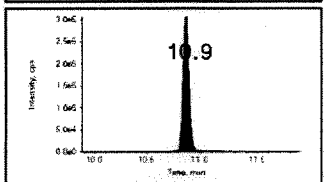

d3-N-MeFOSA(IS)
515.000/169.000 Da
□ Baseline □ Missed
□ Wrong Peak

Ion Ratio Confirmation

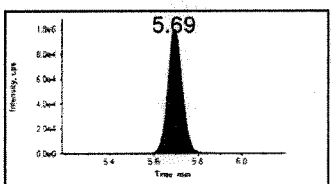

PFBS 2
Mod? No
□ Baseline □ Missed
□ Wrong Peak

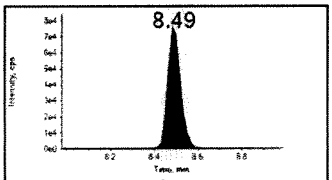

PFOA 2
Mod? No
□ Baseline □ Missed
□ Wrong Peak

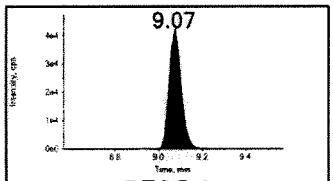

PFOS 2
Mod? No
□ Baseline □ Missed
□ Wrong Peak

Project	CAS Methods\PFAS	**Result Table**	052416_IS.rdb
Data File	052416\1013.wiff	**Algorithm Used**	MQL
Acquisition Method	PFAS.dam	**Instrument Name**	LCMS03

Sample Name	1.0 ppb PFAS cal	**Injection Vial**	20006
Acquisition Date	5/24/2016 5:23:11 PM	**Injection Volume**	10
Acquisition Method	PFAS.dam	**Sample Type**	Standard
Sample ID	15-OLC-002-75I	**Dilution Factor**	1.00
Sample Comment	*No data for Sample Comment*	**Weight to Volume**	0.00

Results Summary

Analyte Name	Analyte RT (Expected)	IS Name	IS Area	Analyte Area	Exp Conc (ng/mL)	Calc. Conc (ng/mL)	Accuracy (%)	Mod?
PFBS 1	5.70 (5.69)	d3-N-MeFOSA(IS)	1210300	1920500	1.00	0.92	92	No
18O-PFHxS	7.85 (7.84)	d3-N-MeFOSA(IS)	1210300	1029800	5.00	5.13	103	No
13C-PFOA	8.50 (8.48)	d3-N-MeFOSA(IS)	1210300	2796500	5.00	4.86	97	No
PFOA 1	8.50 (8.48)	d3-N-MeFOSA(IS)	1210300	576720	1.00	0.97	97	No
13C-PFOS	9.08 (9.07)	d3-N-MeFOSA(IS)	1210300	7045100	5.00	5.09	102	No
PFOS 1	9.08 (9.07)	d3-N-MeFOSA(IS)	1210300	1405100	1.00	0.97	97	No

IRC Summary

Analyte Peak Name	RT (Expected)	Area	Modified?	Calculated Ion Ratio (Expected Value)
PFBS 2	5.69 (5.69)	929990	No	0.48
PFOA 2	8.49 (8.48)	595770	No	1.03
PFOS 2	9.08 (9.07)	343000	No	0.24

Quantitative Peak Review 1.0 ppb PFAS cal 15-OLC-002-75I

MAY 27 2016

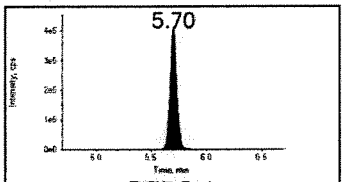

PFBS 1
299.000/80.000 Da
□ Baseline □ Missed
□ Wrong Peak

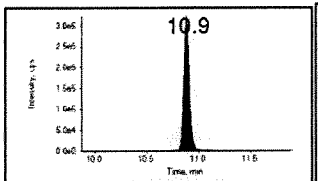

d3-N-MeFOSA(IS)
515.000/169.000 Da
□ Baseline □ Missed
□ Wrong Peak

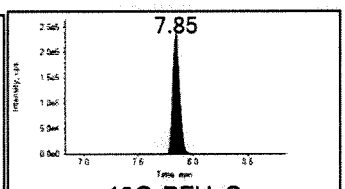

18O-PFHxS
403.000/103.000 Da
□ Baseline □ Missed
□ Wrong Peak

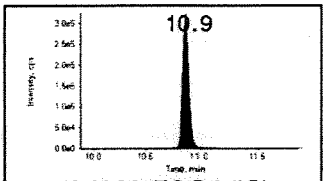

d3-N-MeFOSA(IS)
515.000/169.000 Da
□ Baseline □ Missed
□ Wrong Peak

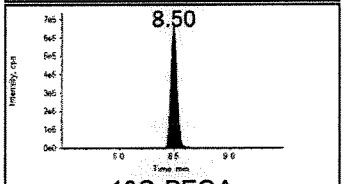

13C-PFOA
417.000/372.000 Da
□ Baseline □ Missed
□ Wrong Peak

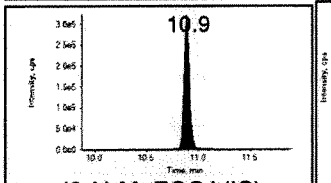

d3-N-MeFOSA(IS)
515.000/169.000 Da
□ Baseline □ Missed
□ Wrong Peak

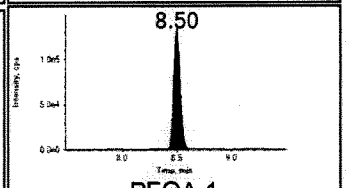

PFOA 1
413.000/169.000 Da
□ Baseline □ Missed
□ Wrong Peak

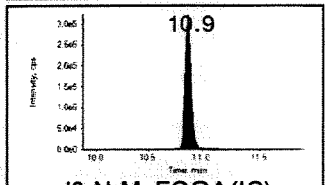

d3-N-MeFOSA(IS)
515.000/169.000 Da
□ Baseline □ Missed
□ Wrong Peak

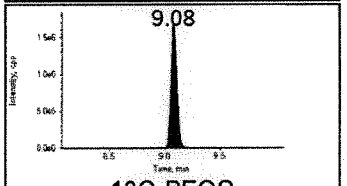

13C-PFOS
503.000/80.000 Da
□ Baseline □ Missed
□ Wrong Peak

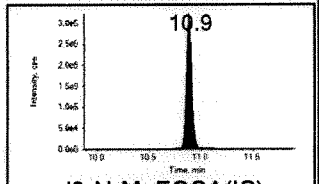

d3-N-MeFOSA(IS)
515.000/169.000 Da
□ Baseline □ Missed
□ Wrong Peak

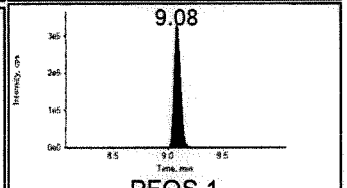

PFOS 1
499.000/80.000 Da
□ Baseline □ Missed
□ Wrong Peak

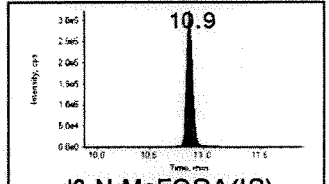

d3-N-MeFOSA(IS)
515.000/169.000 Da
□ Baseline □ Missed
□ Wrong Peak

Ion Ratio Confirmation

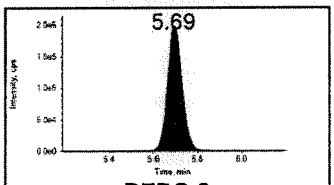

PFBS 2
Mod? No
□ Baseline □ Missed
□ Wrong Peak

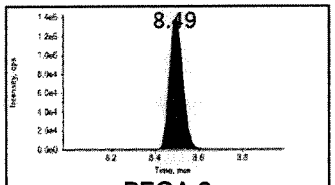

PFOA 2
Mod? No
□ Baseline □ Missed
□ Wrong Peak

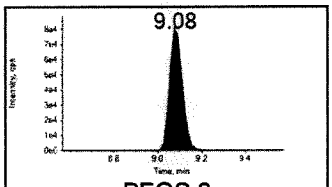

PFOS 2
Mod? No
□ Baseline □ Missed
□ Wrong Peak

Project	CAS Methods\PFAS	**Result Table**	052416_IS.rdb
Data File	052416\1014.wiff	**Algorithm Used**	MQL
Acquisition Method	PFAS.dam	**Instrument Name**	LCMS03

Sample Name	5.0 ppb PFAS cal	**Injection Vial**	20007
Acquisition Date	5/24/2016 5:40:14 PM	**Injection Volume**	10
Acquisition Method	PFAS.dam	**Sample Type**	Standard
Sample ID	15-OLC-002-75J	**Dilution Factor**	1.00
Sample Comment	*No data for Sample Comment*	**Weight to Volume**	0.00

Results Summary

Analyte Name	Analyte RT (Expected)	IS Name	IS Area	Analyte Area	Exp Conc (ng/mL)	Calc. Conc (ng/mL)	Accuracy (%)	Mod?
PFBS 1	5.70 (5.69)	d3-N-MeFOSA(IS)	1127200	9764200	5.00	5.13	103	No
18O-PFHxS	7.84 (7.84)	d3-N-MeFOSA(IS)	1127200	936310	5.00	5.01	100	No
13C-PFOA	8.49 (8.48)	d3-N-MeFOSA(IS)	1127200	2697300	5.00	5.03	101	No
PFOA 1	8.49 (8.48)	d3-N-MeFOSA(IS)	1127200	2802800	5.00	5.31	106	No
13C-PFOS	9.07 (9.07)	d3-N-MeFOSA(IS)	1127200	6809900	5.00	5.29	106	No
PFOS 1	9.07 (9.07)	d3-N-MeFOSA(IS)	1127200	6685900	5.00	5.13	103	No

IRC Summary

Analyte Peak Name	RT (Expected)	Area	Modified?	Calculated Ion Ratio (Expected Value)
PFBS 2	5.69 (5.69)	4808500	No	0.49
PFOA 2	8.49 (8.48)	2935000	No	1.05
PFOS 2	9.07 (9.07)	1589400	No	0.24

Quantitative Peak Review 5.0 ppb PFAS cal 15-OLC-002-75J

MAY 27 2016

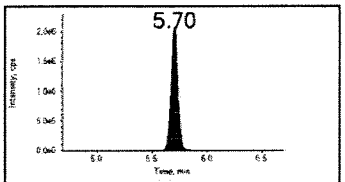

PFBS 1
299.000/80.000 Da
□ Baseline □ Missed
□ Wrong Peak

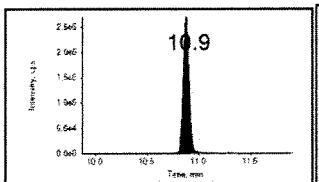

d3-N-MeFOSA(IS)
515.000/169.000 Da
□ Baseline □ Missed
□ Wrong Peak

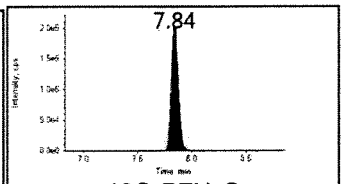

18O-PFHxS
403.000/103.000 Da
□ Baseline □ Missed
□ Wrong Peak

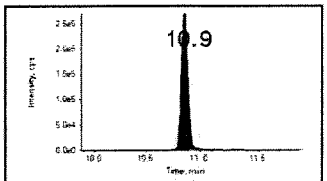

d3-N-MeFOSA(IS)
515.000/169.000 Da
□ Baseline □ Missed
□ Wrong Peak

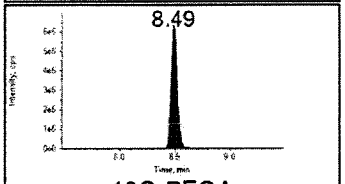

13C-PFOA
417.000/372.000 Da
□ Baseline □ Missed
□ Wrong Peak

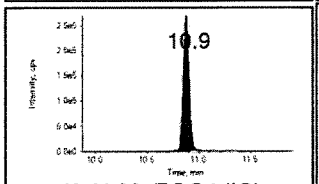

d3-N-MeFOSA(IS)
515.000/169.000 Da
□ Baseline □ Missed
□ Wrong Peak

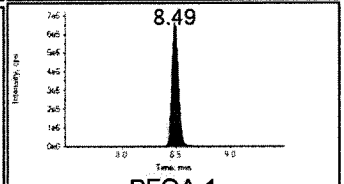

PFOA 1
413.000/169.000 Da
□ Baseline □ Missed
□ Wrong Peak

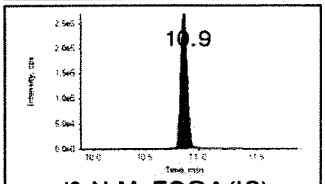

d3-N-MeFOSA(IS)
515.000/169.000 Da
□ Baseline □ Missed
□ Wrong Peak

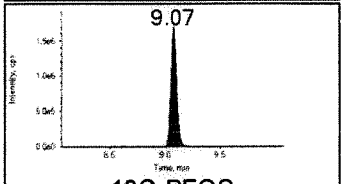

13C-PFOS
503.000/80.000 Da
□ Baseline □ Missed
□ Wrong Peak

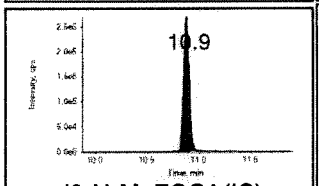

d3-N-MeFOSA(IS)
515.000/169.000 Da
□ Baseline □ Missed
□ Wrong Peak

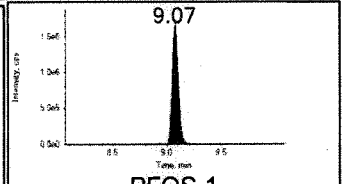

PFOS 1
499.000/80.000 Da
□ Baseline □ Missed
□ Wrong Peak

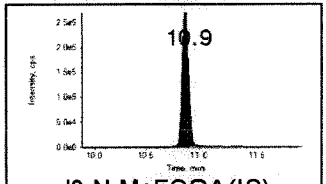

d3-N-MeFOSA(IS)
515.000/169.000 Da
□ Baseline □ Missed
□ Wrong Peak

Ion Ratio Confirmation

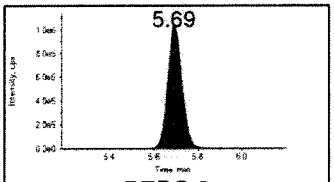

PFBS 2
Mod? No
□ Baseline □ Missed
□ Wrong Peak

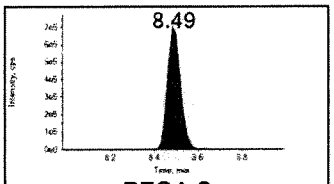

PFOA 2
Mod? No
□ Baseline □ Missed
□ Wrong Peak

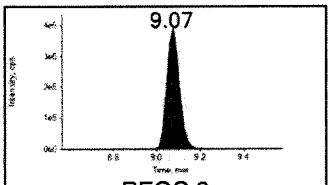

PFOS 2
Mod? No
□ Baseline □ Missed
□ Wrong Peak

Project	CAS Methods\PFAS	**Result Table**	052416_IS.rdb
Data File	052416\1015.wiff	**Algorithm Used**	MQL
Acquisition Method	PFAS.dam	**Instrument Name**	LCMS03

Sample Name	10 ppb PFAS cal	**Injection Vial**	20008
Acquisition Date	5/24/2016 5:57:20 PM	**Injection Volume**	10
Acquisition Method	PFAS.dam	**Sample Type**	Standard
Sample ID	15-OLC-002-75K	**Dilution Factor**	1.00
Sample Comment	*No data for Sample Comment*	**Weight to Volume**	0.00

Results Summary

Analyte Name	Analyte RT (Expected)	IS Name	IS Area	Analyte Area	Exp Conc (ng/mL)	Calc. Conc (ng/mL)	Accuracy (%)	Mod?
PFBS 1	5.69 (5.69)	d3-N-MeFOSA(IS)	1102200	18414000	10.00	10.30	103	No
18O-PFHxS	7.85 (7.84)	d3-N-MeFOSA(IS)	1102200	862020	5.00	4.72	94	No
13C-PFOA	8.49 (8.48)	d3-N-MeFOSA(IS)	1102200	2541200	5.00	4.85	97	No
PFOA 1	8.49 (8.48)	d3-N-MeFOSA(IS)	1102200	5156900	10.00	10.40	104	No
13C-PFOS	9.08 (9.07)	d3-N-MeFOSA(IS)	1102200	6317600	5.00	5.02	100	No
PFOS 1	9.08 (9.07)	d3-N-MeFOSA(IS)	1102200	12482000	10.00	10.20	102	No

IRC Summary

Analyte Peak Name	RT (Expected)	Area	Modified?	Calculated Ion Ratio (Expected Value)
PFBS 2	**5.69 (5.69)**	**9393100**	No	**0.51**
PFOA 2	**8.49 (8.48)**	**5330500**	No	**1.03**
PFOS 2	**9.07 (9.07)**	**3017200**	No	**0.24**

Quantitative Peak Review — 10 ppb PFAS cal 15-OLC-002-75K

MAY 27 2016

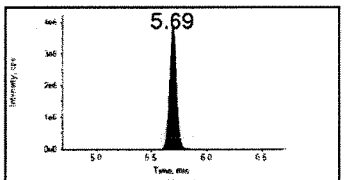

PFBS 1
299.000/80.000 Da
□ Baseline □ Missed
□ Wrong Peak

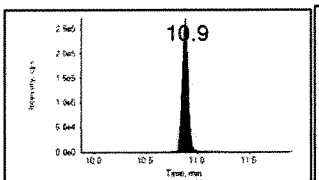

d3-N-MeFOSA(IS)
515.000/169.000 Da
□ Baseline □ Missed
□ Wrong Peak

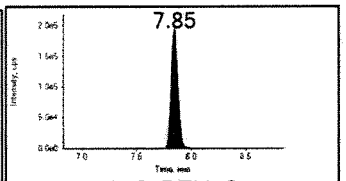

18O-PFHxS
403.000/103.000 Da
□ Baseline □ Missed
□ Wrong Peak

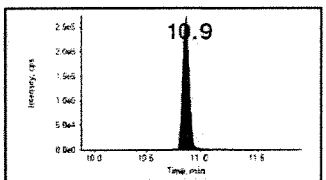

d3-N-MeFOSA(IS)
515.000/169.000 Da
□ Baseline □ Missed
□ Wrong Peak

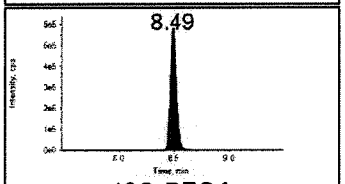

13C-PFOA
417.000/372.000 Da
□ Baseline □ Missed
□ Wrong Peak

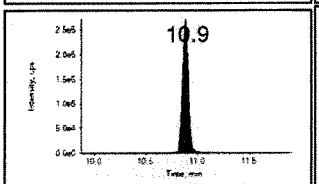

d3-N-MeFOSA(IS)
515.000/169.000 Da
□ Baseline □ Missed
□ Wrong Peak

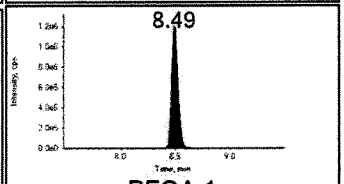

PFOA 1
413.000/169.000 Da
□ Baseline □ Missed
□ Wrong Peak

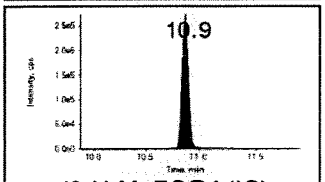

d3-N-MeFOSA(IS)
515.000/169.000 Da
□ Baseline □ Missed
□ Wrong Peak

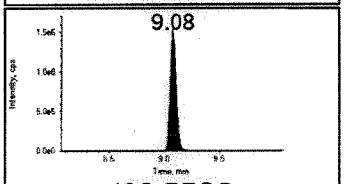

13C-PFOS
503.000/80.000 Da
□ Baseline □ Missed
□ Wrong Peak

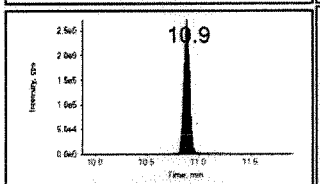

d3-N-MeFOSA(IS)
515.000/169.000 Da
□ Baseline □ Missed
□ Wrong Peak

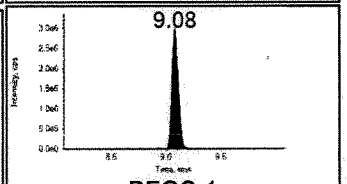

PFOS 1
499.000/80.000 Da
□ Baseline □ Missed
□ Wrong Peak

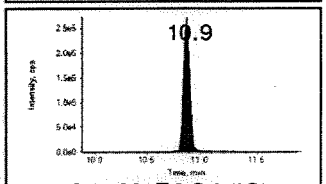

d3-N-MeFOSA(IS)
515.000/169.000 Da
□ Baseline □ Missed
□ Wrong Peak

Ion Ratio Confirmation

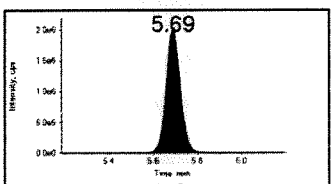

PFBS 2
Mod? No
□ Baseline □ Missed
□ Wrong Peak

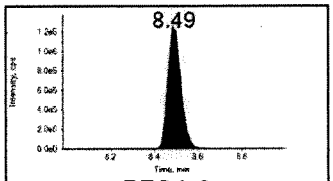

PFOA 2
Mod? No
□ Baseline □ Missed
□ Wrong Peak

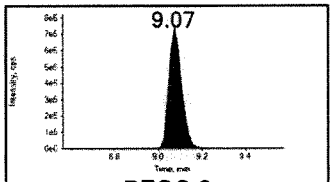

PFOS 2
Mod? No
□ Baseline □ Missed
□ Wrong Peak

Project	CAS Methods\PFAS	**Result Table**	052416_IS.rdb
Data File	052416\1016.wiff	**Algorithm Used**	MQL
Acquisition Method	PFAS.dam	**Instrument Name**	LCMS03

Sample Name	20 ppb PFAS cal	**Injection Vial**	20009
Acquisition Date	5/24/2016 6:14:23 PM	**Injection Volume**	10
Acquisition Method	PFAS.dam	**Sample Type**	Standard
Sample ID	15-OLC-002-75L	**Dilution Factor**	1.00
Sample Comment	*No data for Sample Comment*	**Weight to Volume**	0.00

Results Summary

Analyte Name	Analyte RT (Expected)	IS Name	IS Area	Analyte Area	Exp Conc (ng/mL)	Calc. Conc (ng/mL)	Accuracy (%)	Mod?
PFBS 1	5.70 (5.69)	d3-N-MeFOSA(IS)	1118400	33133000	20.00	19.60	98	No
18O-PFHxS	7.84 (7.84)	d3-N-MeFOSA(IS)	1118400	805240	5.00	4.34	87	No
13C-PFOA	8.49 (8.48)	d3-N-MeFOSA(IS)	1118400	2188200	5.00	4.11	82	No
PFOA 1	8.49 (8.48)	d3-N-MeFOSA(IS)	1118400	8851500	20.00	18.80	94	No
13C-PFOS	9.07 (9.07)	d3-N-MeFOSA(IS)	1118400	5881400	5.00	4.60	92	No
PFOS 1	9.07 (9.07)	d3-N-MeFOSA(IS)	1118400	22479000	20.00	19.60	98	No

IRC Summary

Analyte Peak Name	RT (Expected)	Area	Modified?	Calculated Ion Ratio (Expected Value)
PFBS 2	5.69 (5.69)	18061000	No	0.55
PFOA 2	8.49 (8.48)	9244300	No	1.04
PFOS 2	9.07 (9.07)	5800800	No	0.26

Quantitative Peak Review 20 ppb PFAS cal 15-OLC-002-75L

MAY 2 7 2016

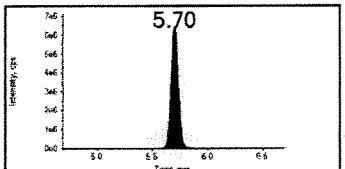

PFBS 1
299.000/80.000 Da
□ Baseline □ Missed
□ Wrong Peak

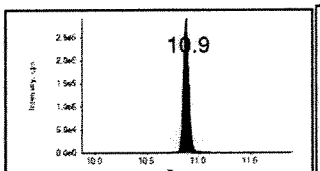

d3-N-MeFOSA(IS)
515.000/169.000 Da
□ Baseline □ Missed
□ Wrong Peak

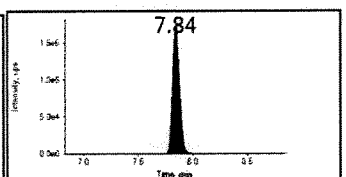

18O-PFHxS
403.000/103.000 Da
□ Baseline □ Missed
□ Wrong Peak

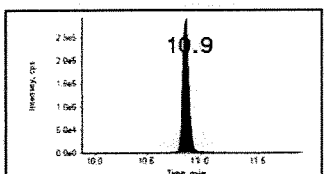

d3-N-MeFOSA(IS)
515.000/169.000 Da
□ Baseline □ Missed
□ Wrong Peak

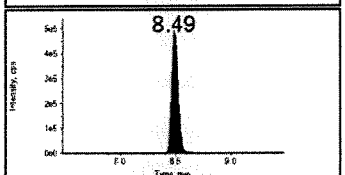

13C-PFOA
417.000/372.000 Da
□ Baseline □ Missed
□ Wrong Peak

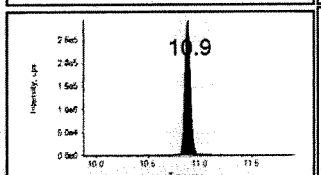

d3-N-MeFOSA(IS)
515.000/169.000 Da
□ Baseline □ Missed
□ Wrong Peak

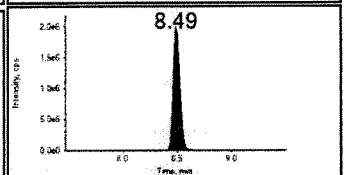

PFOA 1
413.000/169.000 Da
□ Baseline □ Missed
□ Wrong Peak

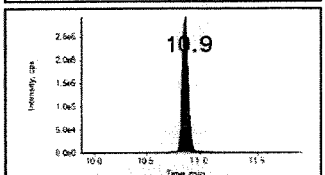

d3-N-MeFOSA(IS)
515.000/169.000 Da
□ Baseline □ Missed
□ Wrong Peak

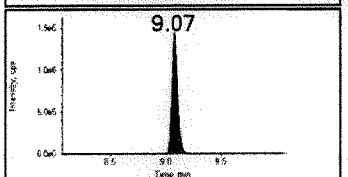

13C-PFOS
503.000/80.000 Da
□ Baseline □ Missed
□ Wrong Peak

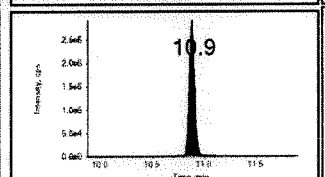

d3-N-MeFOSA(IS)
515.000/169.000 Da
□ Baseline □ Missed
□ Wrong Peak

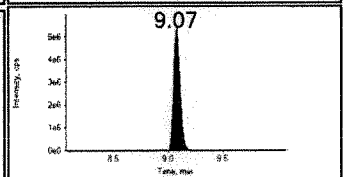

PFOS 1
499.000/80.000 Da
□ Baseline □ Missed
□ Wrong Peak

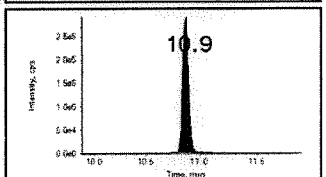

d3-N-MeFOSA(IS)
515.000/169.000 Da
□ Baseline □ Missed
□ Wrong Peak

Ion Ratio Confirmation

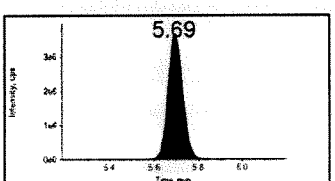

PFBS 2
Mod? No
□ Baseline □ Missed
□ Wrong Peak

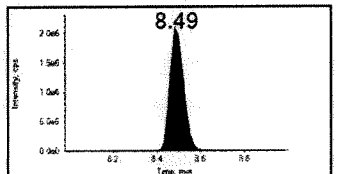

PFOA 2
Mod? No
□ Baseline □ Missed
□ Wrong Peak

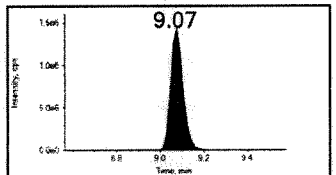

PFOS 2
Mod? No
□ Baseline □ Missed
□ Wrong Peak

Project	CAS Methods\PFAS	**Result Table**	052416_IS.rdb
Data File	052416\1017.wiff	**Algorithm Used**	MQL
Acquisition Method	PFAS.dam	**Instrument Name**	LCMS03

Sample Name	50 ppb PFAS cal	**Injection Vial**	20010
Acquisition Date	5/24/2016 6:31:27 PM	**Injection Volume**	10
Acquisition Method	PFAS.dam	**Sample Type**	Standard
Sample ID	15-OLC-002-76A	**Dilution Factor**	1.00
Sample Comment	*No data for Sample Comment*	**Weight to Volume**	0.00

Results Summary

Analyte Name	Analyte RT (Expected)	IS Name	IS Area	Analyte Area	Exp Conc (ng/mL)	Calc. Conc (ng/mL)	Accuracy (%)	Mod?
PFBS 1	5.69 (5.69)	d3-N-MeFOSA(IS)	1044400	59067000	50.00	50.20	100	No
18O-PFHxS	7.84 (7.84)	d3-N-MeFOSA(IS)	1044400	648260	5.00	3.74	75	No
13C-PFOA ✓	8.49 (8.48)	d3-N-MeFOSA(IS)	1044400	1651500	5.00	3.33	67	No
PFOA 1	8.49 (8.48)	d3-N-MeFOSA(IS)	1044400	16601000	50.00	50.90	102	No
13C-PFOS	9.07 (9.07)	d3-N-MeFOSA(IS)	1044400	4803100	5.00	4.02	81	No
PFOS 1	9.07 (9.07)	d3-N-MeFOSA(IS)	1044400	39492000	50.00	50.30	101	No

IRC Summary

Analyte Peak Name	RT (Expected)	Area	Modified?	Calculated Ion Ratio (Expected Value)
PFBS 2	5.69 (5.69)	35176000	No	0.60
PFOA 2	8.49 (8.48)	16966000	No	1.02
PFOS 2	9.07 (9.07)	11500000	No	0.29

Quantitative Peak Review 50 ppb PFAS cal 15-OLC-002-76A

MAY 27 2016

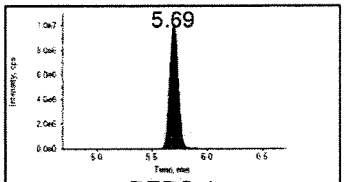

PFBS 1
299.000/80.000 Da
□ Baseline □ Missed
□ Wrong Peak

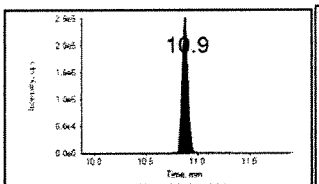

d3-N-MeFOSA(IS)
515.000/169.000 Da
□ Baseline □ Missed
□ Wrong Peak

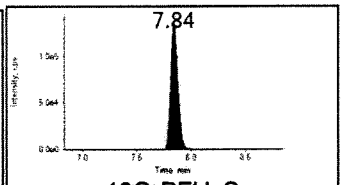

18O-PFHxS
403.000/103.000 Da
□ Baseline □ Missed
□ Wrong Peak

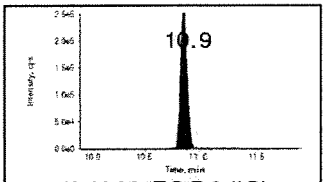

d3-N-MeFOSA(IS)
515.000/169.000 Da
□ Baseline □ Missed
□ Wrong Peak

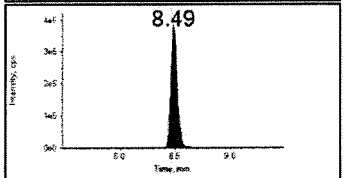

13C-PFOA
417.000/372.000 Da
□ Baseline □ Missed
□ Wrong Peak

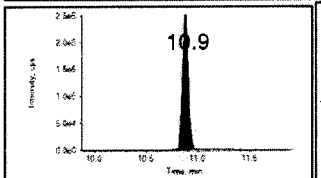

d3-N-MeFOSA(IS)
515.000/169.000 Da
□ Baseline □ Missed
□ Wrong Peak

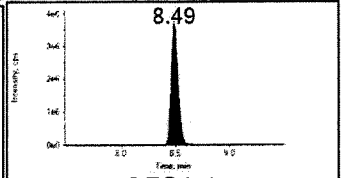

PFOA 1
413.000/169.000 Da
□ Baseline □ Missed
□ Wrong Peak

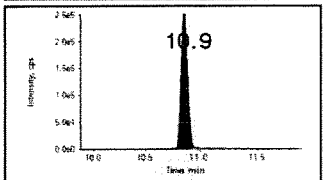

d3-N-MeFOSA(IS)
515.000/169.000 Da
□ Baseline □ Missed
□ Wrong Peak

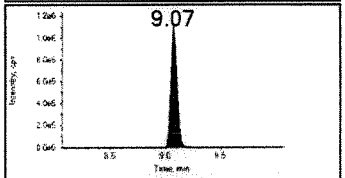

13C-PFOS
503.000/80.000 Da
□ Baseline □ Missed
□ Wrong Peak

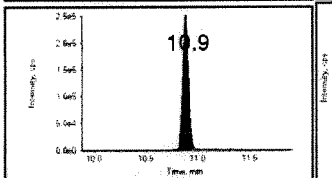

d3-N-MeFOSA(IS)
515.000/169.000 Da
□ Baseline □ Missed
□ Wrong Peak

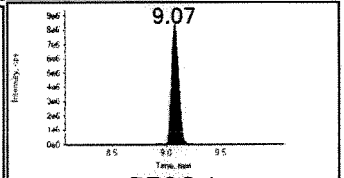

PFOS 1
499.000/80.000 Da
□ Baseline □ Missed
□ Wrong Peak

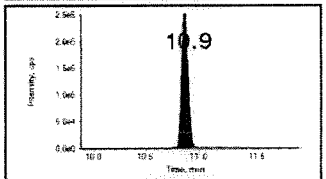

d3-N-MeFOSA(IS)
515.000/169.000 Da
□ Baseline □ Missed
□ Wrong Peak

Ion Ratio Confirmation

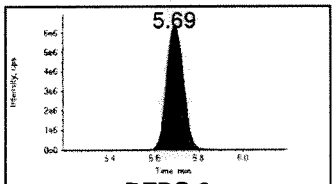

PFBS 2
Mod? No
□ Baseline □ Missed
□ Wrong Peak

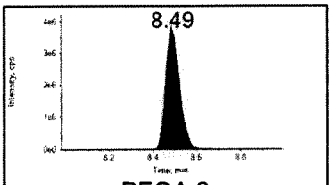

PFOA 2
Mod? No
□ Baseline □ Missed
□ Wrong Peak

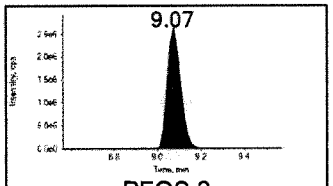

PFOS 2
Mod? No
□ Baseline □ Missed
□ Wrong Peak

Project	CAS Methods\PFAS
Data File	052416\1018.wiff
Result Table	052416_IS.rdb
Instrument Name	LCMS03

Sample Name	IB	**Injection Volume**	10
Acquisition Date	5/24/2016 6:48:33 PM	**Sample Type**	Unknown
Acquisition Method	PFAS.dam	**Dilution Factor**	1.00
Injection Vial	2	**Weight to Volume**	0.00

Results Summary

Analyte Name	IS Name	IS Area	Analyte RT (Exp RT)	Analyte Area	Calc. Conc (ng/mL)	Modified?
PFBS 1	d3-N-MeFOSA(IS)	1061400	5.71 (5.69)	1372	0.01	No
18O-PFHxS	d3-N-MeFOSA(IS)	1061400	7.85 (7.84)	1061900	6.03	No
13C-PFOA	d3-N-MeFOSA(IS)	1061400	8.49 (8.48)	2825600	5.60	No
PFOA 1	d3-N-MeFOSA(IS)	1061400	8.49 (8.48)	7309	N/A	No
13C-PFOS	d3-N-MeFOSA(IS)	1061400	9.08 (9.07)	6793500	5.60	No
PFOS 1	d3-N-MeFOSA(IS)	1061400	9.07 (9.07)	3597	N/A	No

IRC Summary

Analyte Peak Name	RT (Exp RT)	Area	Modified?	Calc (Exp) MRM Ratio	Ratio Confirms ID
PFBS 2	0.00 (5.69)	0	No	0.00 (0.51)	No
PFOA 2	0.00 (8.48)	0	No	0.00 (1.09)	No
PFOS 2	9.09 (9.07)	538	No	0.15 (0.25)	No

Quantitative Peak Review IB 15-OLC-002-75C

MAY 27 2016

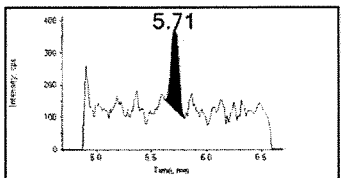

PFBS 1
299.000/80.000 Da
□ Baseline □ Missed
□ Wrong Peak

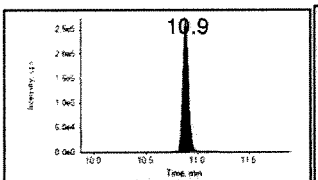

d3-N-MeFOSA(IS)
515.000/169.000 Da
□ Baseline □ Missed
□ Wrong Peak

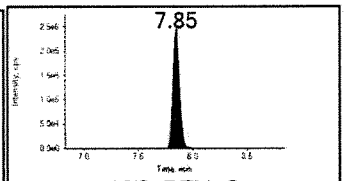

18O-PFHxS
403.000/103.000 Da
□ Baseline □ Missed
□ Wrong Peak

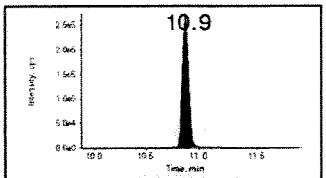

d3-N-MeFOSA(IS)
515.000/169.000 Da
□ Baseline □ Missed
□ Wrong Peak

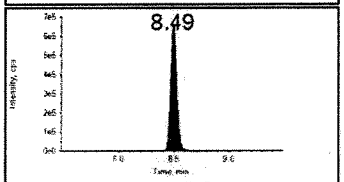

13C-PFOA
417.000/372.000 Da
□ Baseline □ Missed
□ Wrong Peak

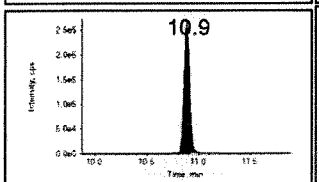

d3-N-MeFOSA(IS)
515.000/169.000 Da
□ Baseline □ Missed
□ Wrong Peak

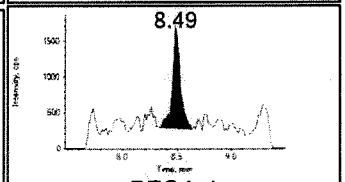

PFOA 1
413.000/169.000 Da
□ Baseline □ Missed
□ Wrong Peak

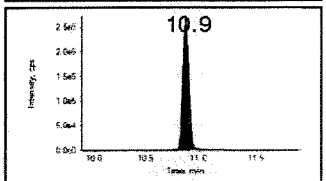

d3-N-MeFOSA(IS)
515.000/169.000 Da
□ Baseline □ Missed
□ Wrong Peak

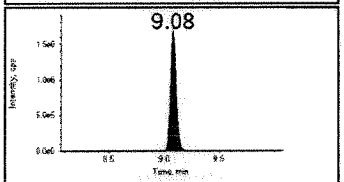

13C-PFOS
503.000/80.000 Da
□ Baseline □ Missed
□ Wrong Peak

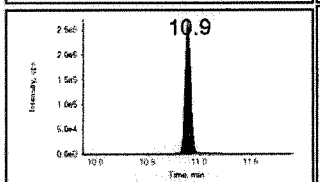

d3-N-MeFOSA(IS)
515.000/169.000 Da
□ Baseline □ Missed
□ Wrong Peak

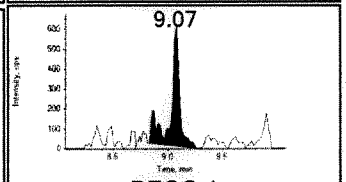

PFOS 1
499.000/80.000 Da
□ Baseline □ Missed
□ Wrong Peak

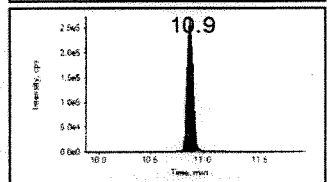

d3-N-MeFOSA(IS)
515.000/169.000 Da
□ Baseline □ Missed
□ Wrong Peak

Ion Ratio Confirmation

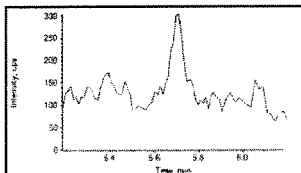

PFBS 2
Mod? No
□ Baseline □ Missed
□ Wrong Peak

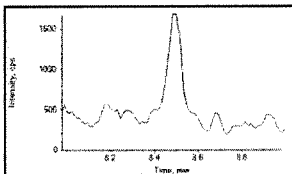

PFOA 2
Mod? No
□ Baseline □ Missed
□ Wrong Peak

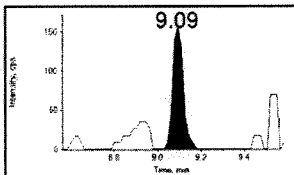

PFOS 2
Mod? No
□ Baseline □ Missed
□ Wrong Peak

Project	CAS Methods\PFAS	**Result Table**	052416_IS.rdb
Data File	052416\1019.wiff	**Algorithm Used**	MQL
Acquisition Method	PFAS.dam	**Instrument Name**	LCMS03

Sample Name	2.0 ppb PFAS ICV	**Injection Vial**	3
Acquisition Date	5/24/2016 7:05:35 PM	**Injection Volume**	10
Acquisition Method	PFAS.dam	**Sample Type**	Quality Control
Sample ID	15-OLC-002-76B	**Dilution Factor**	1.00
Sample Comment	*No data for Sample Comment*	**Weight to Volume**	0.00

Results Summary

Analyte Name	Analyte RT (Expected)	IS Name	IS Area	Analyte Area	Exp Conc (ng/mL)	Calc. Conc (ng/mL)	Accuracy (%)	Mod?
PFBS 1	5.70 (5.69)	d3-N-MeFOSA(IS)	1019400	3468700	2.00	1.97	99	No
18O-PFHxS	7.85 (7.84)	d3-N-MeFOSA(IS)	1019400	927720	5.00	5.49	110	No
13C-PFOA	8.49 (8.48)	d3-N-MeFOSA(IS)	1019400	2608600	5.00	5.38	108	No
PFOA 1	8.49 (8.48)	d3-N-MeFOSA(IS)	1019400	1033500	2.00	2.10	105	No
13C-PFOS	9.08 (9.07)	d3-N-MeFOSA(IS)	1019400	6417100	5.00	5.51	110	No
PFOS 1	9.08 (9.07)	d3-N-MeFOSA(IS)	1019400	2514000	2.00	2.08	104	No

IRC Summary

Analyte Peak Name	RT (Exp RT)	Area	Modified?	Ratio Confirms ID
PFBS 2	5.70 (5.69)	1685600	No	YES
PFOA 2	8.49 (8.48)	1044400	No	YES
PFOS 2	9.08 (9.07)	625120	No	YES

Quantitative Peak Review — 2.0 ppb PFAS ICV 15-OLC-002-76B

MAY 27 2016

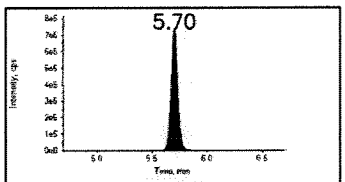

PFBS 1
299.000/80.000 Da
□ Baseline □ Missed
□ Wrong Peak

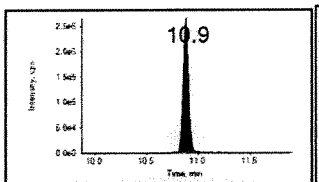

d3-N-MeFOSA(IS)
515.000/169.000 Da
□ Baseline □ Missed
□ Wrong Peak

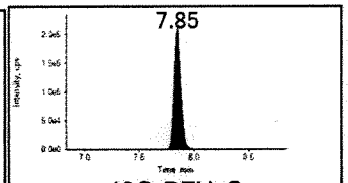

18O-PFHxS
403.000/103.000 Da
□ Baseline □ Missed
□ Wrong Peak

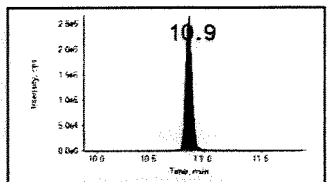

d3-N-MeFOSA(IS)
515.000/169.000 Da
□ Baseline □ Missed
□ Wrong Peak

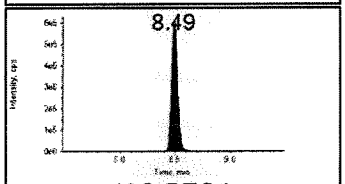

13C-PFOA
417.000/372.000 Da
□ Baseline □ Missed
□ Wrong Peak

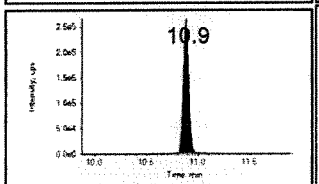

d3-N-MeFOSA(IS)
515.000/169.000 Da
□ Baseline □ Missed
□ Wrong Peak

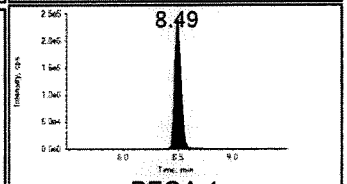

PFOA 1
413.000/169.000 Da
□ Baseline □ Missed
□ Wrong Peak

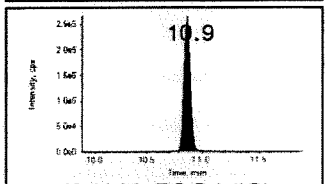

d3-N-MeFOSA(IS)
515.000/169.000 Da
□ Baseline □ Missed
□ Wrong Peak

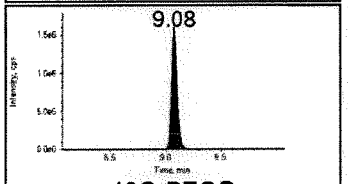

13C-PFOS
503.000/80.000 Da
□ Baseline □ Missed
□ Wrong Peak

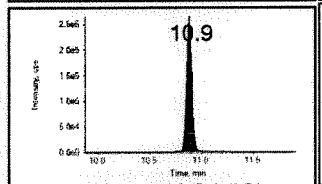

d3-N-MeFOSA(IS)
515.000/169.000 Da
□ Baseline □ Missed
□ Wrong Peak

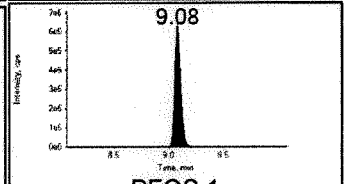

PFOS 1
499.000/80.000 Da
□ Baseline □ Missed
□ Wrong Peak

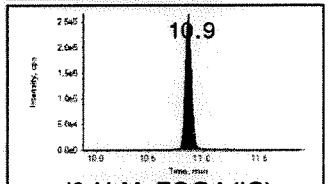

d3-N-MeFOSA(IS)
515.000/169.000 Da
□ Baseline □ Missed
□ Wrong Peak

Ion Ratio Confirmation

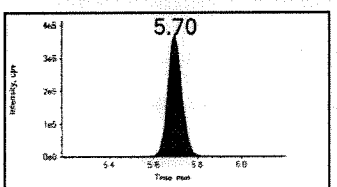

PFBS 2
Mod? No
□ Baseline □ Missed
□ Wrong Peak

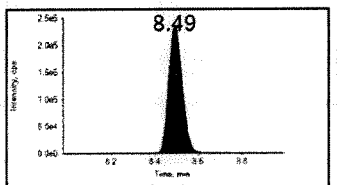

PFOA 2
Mod? No
□ Baseline □ Missed
□ Wrong Peak

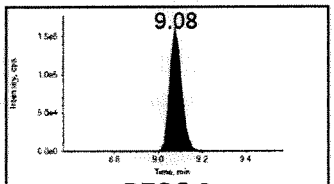

PFOS 2
Mod? No
□ Baseline □ Missed
□ Wrong Peak

Project	CAS Methods\PFAS
Data File	052416\1020.wiff
Result Table	052416_IS.rdb
Instrument Name	LCMS03

Sample Name	IB	**Injection Volume**	10
Acquisition Date	5/24/2016 7:22:41 PM	**Sample Type**	Unknown
Acquisition Method	PFAS.dam	**Dilution Factor**	1.00
Injection Vial	2	**Weight to Volume**	0.00

Results Summary

Analyte Name	IS Name	IS Area	Analyte RT (Exp RT)	Analyte Area	Calc. Conc (ng/mL)	Modified?
PFBS 1	d3-N-MeFOSA(IS)	1101500	5.70 (5.69)	1660	0.01	No
18O-PFHxS	d3-N-MeFOSA(IS)	1101500	7.84 (7.84)	1088500	5.96	No
13C-PFOA	d3-N-MeFOSA(IS)	1101500	8.49 (8.48)	2995500	5.72	No
PFOA 1	d3-N-MeFOSA(IS)	1101500	8.48 (8.48)	7657	N/A	No
13C-PFOS	d3-N-MeFOSA(IS)	1101500	9.07 (9.07)	6986700	5.55	No
PFOS 1	d3-N-MeFOSA(IS)	1101500	9.08 (9.07)	3023	N/A	No

IRC Summary

Analyte Peak Name	RT (Exp RT)	Area	Modified?	Calc (Exp) MRM Ratio	Ratio Confirms ID
PFBS 2	5.68 (5.69)	2646	No	1.59 (0.51)	No
PFOA 2	8.48 (8.48)	8278	No	1.08 (1.09)	YES
PFOS 2	9.07 (9.07)	560	No	0.19 (0.25)	No

Quantitative Peak Review

IB ***No data for Sample ID***

MAY 27 2016

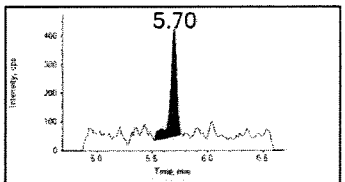

PFBS 1
299.000/80.000 Da
□ Baseline □ Missed
□ Wrong Peak

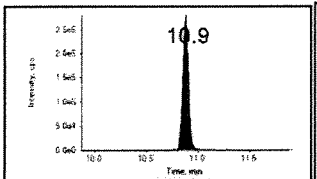

d3-N-MeFOSA(IS)
515.000/169.000 Da
□ Baseline □ Missed
□ Wrong Peak

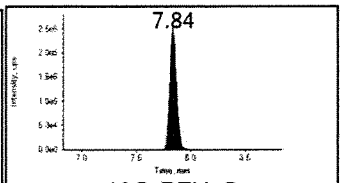

18O-PFHxS
403.000/103.000 Da
□ Baseline □ Missed
□ Wrong Peak

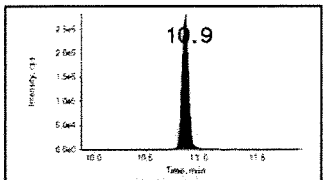

d3-N-MeFOSA(IS)
515.000/169.000 Da
□ Baseline □ Missed
□ Wrong Peak

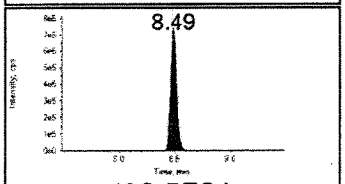

13C-PFOA
417.000/372.000 Da
□ Baseline □ Missed
□ Wrong Peak

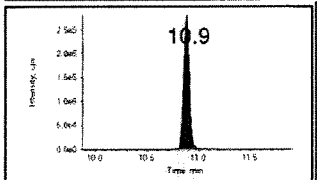

d3-N-MeFOSA(IS)
515.000/169.000 Da
□ Baseline □ Missed
□ Wrong Peak

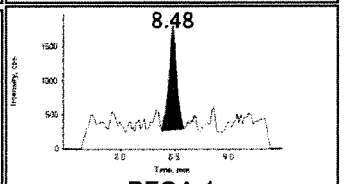

PFOA 1
413.000/169.000 Da
□ Baseline □ Missed
□ Wrong Peak

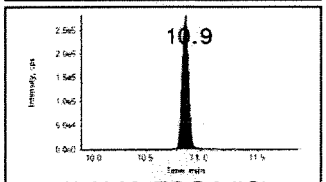

d3-N-MeFOSA(IS)
515.000/169.000 Da
□ Baseline □ Missed
□ Wrong Peak

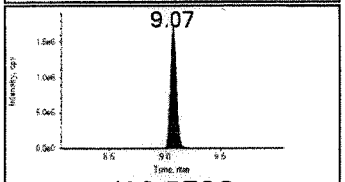

13C-PFOS
503.000/80.000 Da
□ Baseline □ Missed
□ Wrong Peak

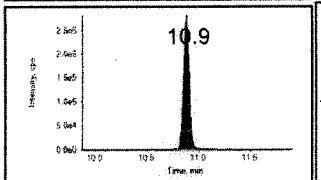

d3-N-MeFOSA(IS)
515.000/169.000 Da
□ Baseline □ Missed
□ Wrong Peak

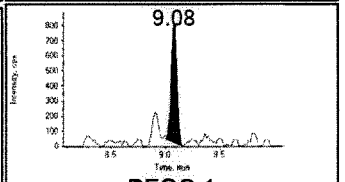

PFOS 1
499.000/80.000 Da
□ Baseline □ Missed
□ Wrong Peak

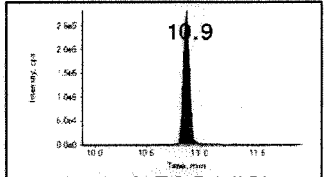

d3-N-MeFOSA(IS)
515.000/169.000 Da
□ Baseline □ Missed
□ Wrong Peak

Ion Ratio Confirmation

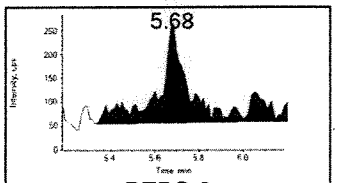

PFBS 2
Mod? No
□ Baseline □ Missed
□ Wrong Peak

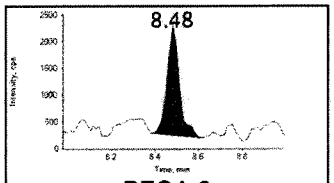

PFOA 2
Mod? No
□ Baseline □ Missed
□ Wrong Peak

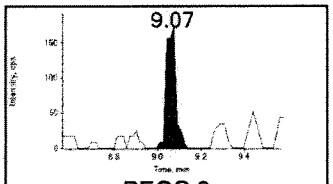

PFOS 2
Mod? No
□ Baseline □ Missed
□ Wrong Peak

Project	CAS Methods\PFAS	**Result Table**	052416_IS.rdb
Data File	052416\1030.wiff	**Algorithm Used**	MQL
Acquisition Method	PFAS.dam	**Instrument Name**	LCMS03

Sample Name	5.0 ppb PFAS cal	**Injection Vial**	20007
Acquisition Date	5/24/2016 10:13:28 PM	**Injection Volume**	10
Acquisition Method	PFAS.dam	**Sample Type**	Quality Control
Sample ID	15-OLC-002-75J	**Dilution Factor**	1.00

Results Summary

Analyte Name	Analyte RT (Expected)	IS Name	IS Area	Analyte Area	Exp Conc (ng/mL)	Calc. Conc (ng/mL)	Accuracy (%)	Mod?
PFBS 1	5.70 (5.69)	d3-N-MeFOSA/I	1056700	9631500	5.00	5.4000	108	No
18O-PFHxS	7.85 (7.84)	d3-N-MeFOSA/I	1056700	945590	5.00	5.4000	108	No
13C-PFOA	8.50 (8.48)	d3-N-MeFOSA/I	1056700	2639800	5.00	5.2500	105	No
PFOA 1	8.50 (8.48)	d3-N-MeFOSA/I	1056700	2810700	5.00	5.7000	114	No
13C-PFOS	9.08 (9.07)	d3-N-MeFOSA/I	1056700	6745200	5.00	5.5900	112	No
PFOS 1	9.08 (9.07)	d3-N-MeFOSA/I	1056700	6676200	5.00	5.4800	110	No

IRC Summary

Analyte Peak Name	RT (Exp RT)	Area	Modified?	Ratio Confirms ID
PFBS 2	5.69 (5.69)	4764200	No	YES
PFOA 2	8.49 (8.48)	2834400	No	YES
PFOS 2	9.08 (9.07)	1556700	No	YES

Quantitative Peak Review — 5.0 ppb PFAS cal 15-OLC-002-75J

MAY 2 7 2016

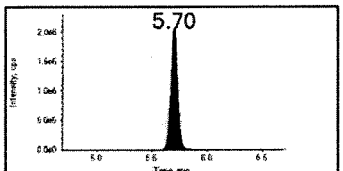

PFBS 1
299.000/80.000 Da
□ Baseline □ Missed
□ Wrong Peak

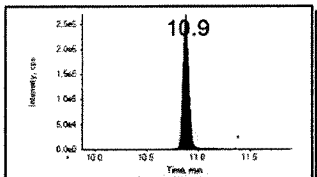

d3-N-MeFOSA(IS)
515.000/169.000 Da
□ Baseline □ Missed
□ Wrong Peak

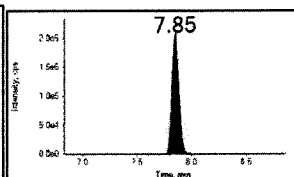

18O-PFHxS
403.000/103.000 Da
□ Baseline □ Missed
□ Wrong Peak

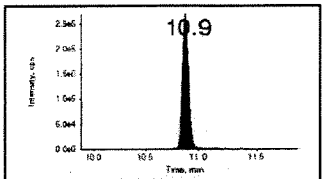

d3-N-MeFOSA(IS)
515.000/169.000 Da
□ Baseline □ Missed
□ Wrong Peak

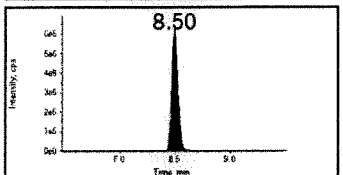

13C-PFOA
417.000/372.000 Da
□ Baseline □ Missed
□ Wrong Peak

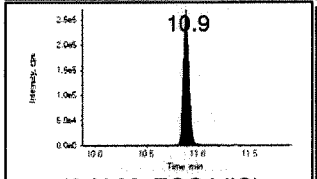

d3-N-MeFOSA(IS)
515.000/169.000 Da
□ Baseline □ Missed
□ Wrong Peak

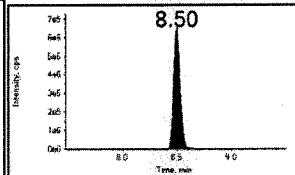

PFOA 1
413.000/169.000 Da
□ Baseline □ Missed
□ Wrong Peak

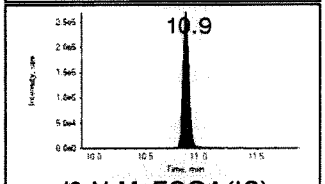

d3-N-MeFOSA(IS)
515.000/169.000 Da
□ Baseline □ Missed
□ Wrong Peak

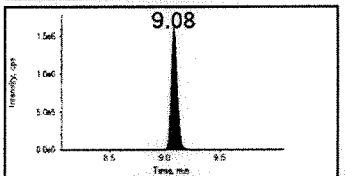

13C-PFOS
503.000/80.000 Da
□ Baseline □ Missed
□ Wrong Peak

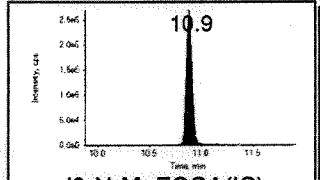

d3-N-MeFOSA(IS)
515.000/169.000 Da
□ Baseline □ Missed
□ Wrong Peak

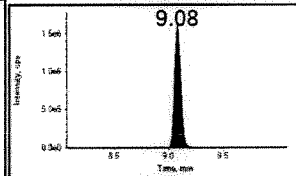

PFOS 1
499.000/80.000 Da
□ Baseline □ Missed
□ Wrong Peak

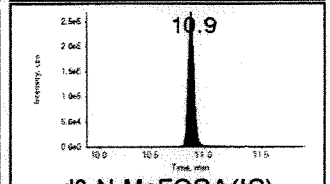

d3-N-MeFOSA(IS)
515.000/169.000 Da
□ Baseline □ Missed
□ Wrong Peak

Ion Ratio Confirmation

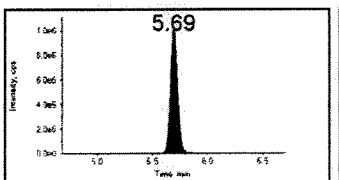

PFBS 2
Mod?
□ Baseline □ Missed
□ Wrong Peak

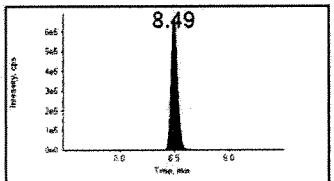

PFOA 2
Mod?
□ Baseline □ Missed
□ Wrong Peak

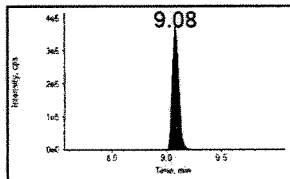

PFOS 2
Mod?
□ Baseline □ Missed
□ Wrong Peak

Project	CAS Methods\PFAS
Data File	052416\1031.wiff
Result Table	052416_IS.rdb
Instrument Name	LCMS03

Sample Name	IB	**Injection Volume**	10
Acquisition Date	5/24/2016 10:30:33 PM	**Sample Type**	Unknown
Acquisition Method	PFAS.dam	**Dilution Factor**	1.00
Injection Vial	2	**Weight to Volume**	0.00

Results Summary

Analyte Name	IS Name	IS Area	Analyte RT (Exp RT)	Analyte Area	Calc. Conc (ng/mL)	Modified?
PFBS 1	d3-N-MeFOSA(IS)	1064500	5.70 (5.69)	1749	0.0077	No
18O-PFHxS	d3-N-MeFOSA(IS)	1064500	7.84 (7.84)	1012300	5.7300	No
13C-PFOA	d3-N-MeFOSA(IS)	1064500	8.49 (8.48)	2904300	5.7400	No
PFOA 1	d3-N-MeFOSA(IS)	1064500	8.49 (8.48)	7566	N/A	No
13C-PFOS	d3-N-MeFOSA(IS)	1064500	9.07 (9.07)	7045500	5.7900	No
PFOS 1	d3-N-MeFOSA(IS)	1064500	9.07 (9.07)	3003	N/A	No

IRC Summary

Analyte Peak Name	RT (Exp RT)	Area	Modified?	Calc (Exp) MRM Ratio	Ratio Confirms ID
PFBS 2	5.69 (5.69)	2430	No	1.39 (0.51)	No
PFOA 2	8.49 (8.48)	8174	No	1.08 (1.09)	YES
PFOS 2	9.07 (9.07)	1154	No	0.38 (0.25)	No

Quantitative Peak Review IB 15-OLC-002-75C

MAY 27 2016

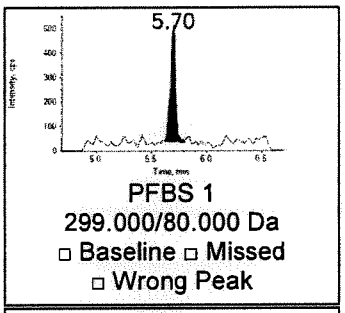

PFBS 1
299.000/80.000 Da
□ Baseline □ Missed
□ Wrong Peak

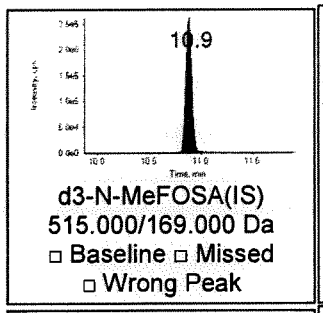

d3-N-MeFOSA(IS)
515.000/169.000 Da
□ Baseline □ Missed
□ Wrong Peak

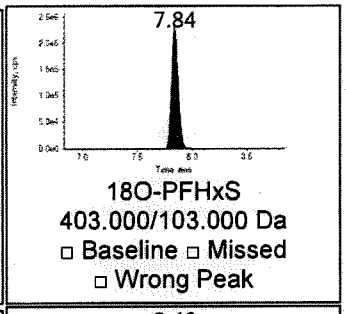

18O-PFHxS
403.000/103.000 Da
□ Baseline □ Missed
□ Wrong Peak

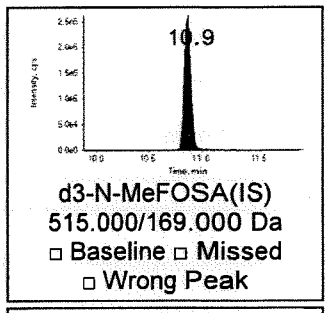

d3-N-MeFOSA(IS)
515.000/169.000 Da
□ Baseline □ Missed
□ Wrong Peak

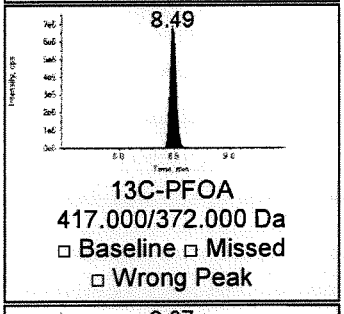

13C-PFOA
417.000/372.000 Da
□ Baseline □ Missed
□ Wrong Peak

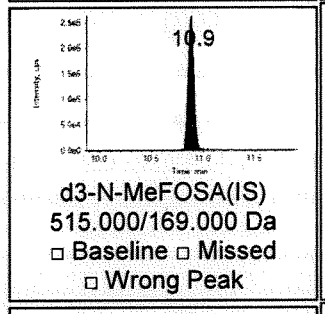

d3-N-MeFOSA(IS)
515.000/169.000 Da
□ Baseline □ Missed
□ Wrong Peak

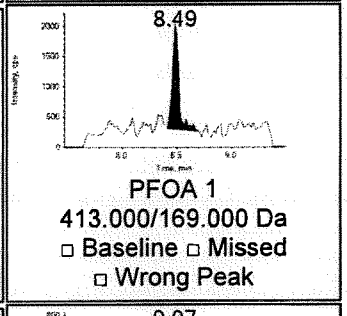

PFOA 1
413.000/169.000 Da
□ Baseline □ Missed
□ Wrong Peak

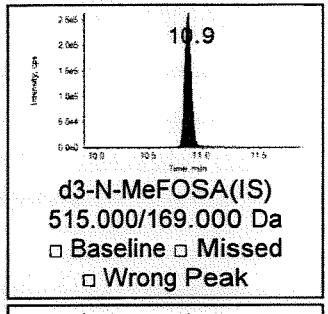

d3-N-MeFOSA(IS)
515.000/169.000 Da
□ Baseline □ Missed
□ Wrong Peak

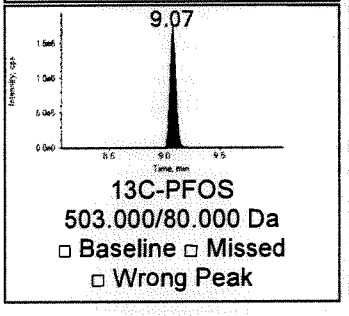

13C-PFOS
503.000/80.000 Da
□ Baseline □ Missed
□ Wrong Peak

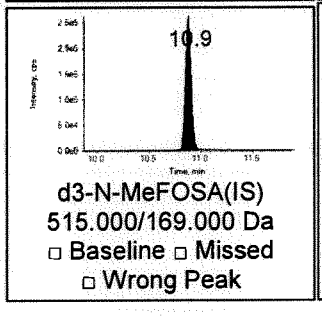

d3-N-MeFOSA(IS)
515.000/169.000 Da
□ Baseline □ Missed
□ Wrong Peak

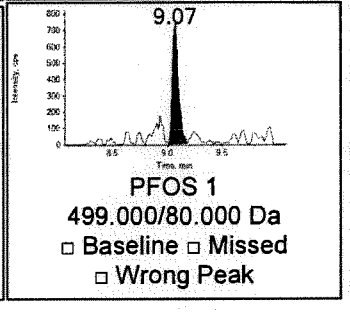

PFOS 1
499.000/80.000 Da
□ Baseline □ Missed
□ Wrong Peak

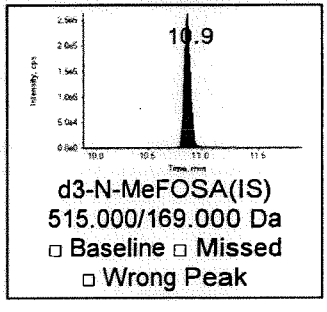

d3-N-MeFOSA(IS)
515.000/169.000 Da
□ Baseline □ Missed
□ Wrong Peak

Ion Ratio Confirmation

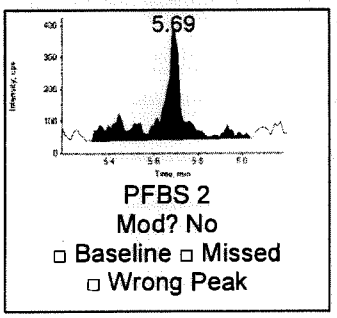

PFBS 2
Mod? No
□ Baseline □ Missed
□ Wrong Peak

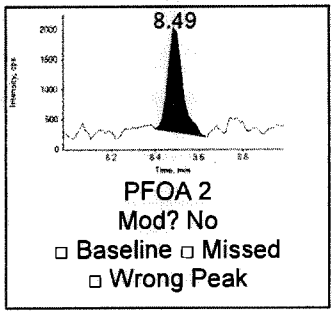

PFOA 2
Mod? No
□ Baseline □ Missed
□ Wrong Peak

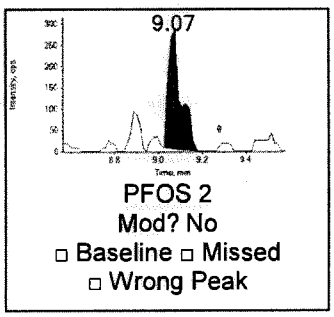

PFOS 2
Mod? No
□ Baseline □ Missed
□ Wrong Peak

Date: 05/11/16 _ Partial_3

ALS Environmental

Injection Log

LCMS02 - API 5000

ICAL Date: 05/10/16

Cal. Std. xp: 09/17/16

ICAL ID:

LIMS ID: 497879(KQ4439) 498035(KQ4489) 499061

1st Review: Shane Murray 6/2/16 JUN 03 2016

2nd Review:

Column: Kinetex EVO C18 100x4.6mm s/n: H15-022943

Mobile Phases A: 5mM Ammonium Acetate in H2O 15-OLC-01-45I B: 5mM Ammonium Acetate In MeOH 15-OLC-01-45J

	Sample Name		File Name	Acquisition Method	Dilution	R	Comments
1	IB **		051116\1007.wiff	PFC_090315 schedule mrm.dam	1x	☑	
2	PFC 0.02ppb	15-OLC-02-45A	051116\1008.wiff	PFC_090315 schedule mrm.dam	1x	☑	
3	PFC 0.05ppb	15-OLC-02-45B	051116\1009.wiff	PFC_090315 schedule mrm.dam	1x	☑	
4	PFC 0.1ppb	15-OLC-02-45C	051116\1010.wiff	PFC_090315 schedule mrm.dam	1x	☑	
5	PFC 0.25ppb	15-OLC-02-45D	051116\1011.wiff	PFC_090315 schedule mrm.dam	1x	☑	
6	PFC 0.5ppb	15-OLC-02-45E	051116\1012.wiff	PFC_090315 schedule mrm.dam	1x	☑	
7	PFC 1ppb	15-OLC-02-45F	051116\1013.wiff	PFC_090315 schedule mrm.dam	1x	☑	
8	PFC 5ppb	15-OLC-02-45G	051116\1014.wiff	PFC_090315 schedule mrm.dam	1x	☑	
9	PFC 10ppb	15-OLC-02-45H	051116\1015.wiff	PFC_090315 schedule mrm.dam	1x	☑	
10	PFC 20ppb	15-OLC-02-45I	051116\1016.wiff	PFC_090315 schedule mrm.dam	1x	☑	
11	PFC 50ppb	15-OLC-02-45J	051116\1017.wiff	PFC_090315 schedule mrm.dam	1x	☑	
12	IB		051116\1018.wiff	PFC_090315 schedule mrm.dam	1x	☑	
13	PFC 2ppb ICV	15-OLC-01-41H	051116\1019.wiff	PFC_090315 schedule mrm.dam	1x	☑	Doa, Teda + DoD 62 +
14	IB		051116\1020.wiff	PFC_090315 schedule mrm.dam	1x	☑	
15	KQ1604489-03	MB	051116\1021.wiff	PFC_090315 schedule mrm.dam	1x	☑	
16	KQ1604489-01	LCS	051116\1022.wiff	PFC_090315 schedule mrm.dam	1x	☑	
17	KQ1604489-02	DLCS	051116\1023.wiff	PFC_090315 schedule mrm.dam	1x	☑	
18	K1604355-001		051116\1024.wiff	PFC_090315 schedule mrm.dam	1x	☑	
19	K1604355-002		051116\1025.wiff	PFC_090315 schedule mrm.dam	1x	☑	
20	K1604355-003		051116\1026.wiff	PFC_090315 schedule mrm.dam	1x	☑	
21	K1604358-001		051116\1027.wiff	PFC_090315 schedule mrm.dam	1x	☑	
22	K1604358-002		051116\1028.wiff	PFC_090315 schedule mrm.dam	1x	☑	
23	K1604358-003		051116\1029.wiff	PFC_090315 schedule mrm.dam	1x	☑	
24	K1604358-004		051116\1030.wiff	PFC_090315 schedule mrm.dam	1x	☑	
25	PFC 1ppb	15-OLC-02-45F	051116\1031.wiff	PFC_090315 schedule mrm.dam	1x	☑	Doa, Teda, Tr, 82 +
26	IB		051116\1032.wiff	PFC_090315 schedule mrm.dam	1x	☑	
27	K1604358-005		051116\1033.wiff	PFC_090315 schedule mrm.dam	1x	☑	
28	K1604359-001		051116\1034.wiff	PFC_090315 schedule mrm.dam	1x	☑	
29	K1604359-002		051116\1035.wiff	PFC_090315 schedule mrm.dam	1x	☑	
30	K1604359-003		051116\1036.wiff	PFC_090315 schedule mrm.dam	1x	☑	
31	K1604359-004		051116\1037.wiff	PFC_090315 schedule mrm.dam	1x	☑	
32	K1604467-001		051116\1038.wiff	PFC_090315 schedule mrm.dam	1x	☑	
33	K1604467-002		051116\1039.wiff	PFC_090315 schedule mrm.dam	1x	☑	
34	K1604467-003		051116\1040.wiff	PFC_090315 schedule mrm.dam	1x	☑	
35	K1604467-004		051116\1041.wiff	PFC_090315 schedule mrm.dam	1x	☑	
36	K1604467-005		051116\1042.wiff	PFC_090315 schedule mrm.dam	1x	☑	
37	PFC 1ppb	15-OLC-02-45F	051116\1043.wiff	PFC_090315 schedule mrm.dam	1x	☑	Hps +
38	IB		051116\1044.wiff	PFC_090315 schedule mrm.dam	1x	☑	

Date: 05/11/16

ALS Environmental

ICAL Date: 05/10/16

Cal. Std. xp: 09/17/16

1st Review: Shane Murray

Injection Log

ICAL ID:

2nd Review:

LCMS02 - API 5000

LIMS ID: 497879(KQ4439) 498035(KQ4489)

Column: Kinetex EVO C18 100x4.6mm s/n: H15-022943

Mobile Phases **A:** 5mM Ammonium Acetate in H2O 15-OLC-01-45I **B:** 5mM Ammonium Acetate In MeOH 15-OLC-01-45J

	Sample Name		File Name	Acquisition Method	Dilution	R	Comments
39	K1604467-006		051116\1045.wiff	PFC_090315 schedule mrm.dam	1x	☑	
40	K1604467-007		051116\1046.wiff	PFC_090315 schedule mrm.dam	1x	☑	
41	KQ1604439-04	MB	051116\1047.wiff	PFC_090315 schedule mrm.dam	1x	☑	
42	KQ1604439-03	LCS	051116\1048.wiff	PFC_090315 schedule mrm.dam	1x	☑	
43	K1604225-001		051116\1049.wiff	PFC_090315 schedule mrm.dam	1x	☑	
44	K1604225-002		051116\1050.wiff	PFC_090315 schedule mrm.dam	1x	☑	
45	K1604225-003		051116\1051.wiff	PFC_090315 schedule mrm.dam	1x	☑	
46	K1604225-004		051116\1052.wiff	PFC_090315 schedule mrm.dam	1x	☑	ND
47	K1604227-001		051116\1053.wiff	PFC_090315 schedule mrm.dam	1x	☑	
48	K1604227-002		051116\1054.wiff	PFC_090315 schedule mrm.dam	1x	☑	
49	PFC 1ppb	15-OLC-02-45F	051116\1055.wiff	PFC_090315 schedule mrm.dam	1x	☑	Doa, Tr +
50	IB		051116\1056.wiff	PFC_090315 schedule mrm.dam	1x	☑	
51	K1604227-003		051116\1057.wiff	PFC_090315 schedule mrm.dam	1x	☑	
52	K1604227-004		051116\1058.wiff	PFC_090315 schedule mrm.dam	1x	☑	
53	K1604227-005		051116\1059.wiff	PFC_090315 schedule mrm.dam	1x	☑	
54	K1604227-006		051116\1060.wiff	PFC_090315 schedule mrm.dam	1x	☑	
55	K1604229-001		051116\1061.wiff	PFC_090315 schedule mrm.dam	1x	☑	d7-NMeFOSE high +
56	K1604229-002		051116\1062.wiff	PFC_090315 schedule mrm.dam	1x	☑	
57	K1604229-003		051116\1063.wiff	PFC_090315 schedule mrm.dam	1x	☑	
58	K1604229-004		051116\1064.wiff	PFC_090315 schedule mrm.dam	1x	☑	
59	K1604229-005		051116\1065.wiff	PFC_090315 schedule mrm.dam	1x	☑	
60	K1604229-006		051116\1066.wiff	PFC_090315 schedule mrm.dam	1x	☑	
61	PFC 1ppb	15-OLC-02-45F	051116\1067.wiff	PFC_090315 schedule mrm.dam	1x	☑	
62	IB		051116\1068.wiff	PFC_090315 schedule mrm.dam	1x	☑	
63	K1604229-007		051116\1069.wiff	PFC_090315 schedule mrm.dam	1x	☑	
64	KQ1604439-01	K1604229-007 MS	051116\1070.wiff	PFC_090315 schedule mrm.dam	1x	☑	
65	KQ1604439-02	K1604229-007 DMS	051116\1071.wiff	PFC_090315 schedule mrm.dam	1x	☑	
66	K1604229-008		051116\1072.wiff	PFC_090315 schedule mrm.dam	1x	☑	
67	K1604229-009		051116\1073.wiff	PFC_090315 schedule mrm.dam	1x	☑	
68	PFC 1ppb	15-OLC-02-45F	051116\1074.wiff	PFC_090315 schedule mrm.dam	1x	☑	Doa, Hps, MeFOSA +
69	IB		051116\1075.wiff	PFC_090315 schedule mrm.dam	x	☑	
70	K1603755-003 100X	**DoD**	051116\1076.wiff	PFC_090315 schedule mrm.dam	100x	✓	6:2 ONLY NR, over range
71	K1603755-004 100X	**DoD**	051116\1077.wiff	PFC_090315 schedule mrm.dam	100x	✓	6_2 overrange
72	K1603866-003 20X		051116\1078.wiff	PFC_090315 schedule mrm.dam	20x	✓	PFBA ONLY, NR. Not needed
73	PFC 1ppb	15-OLC-02-45F	051116\1079.wiff	PFC_090315 schedule mrm.dam	1x	✓	Doa +
74	IB		051116\1080.wiff	PFC_090315 schedule mrm.dam	1x	✓	
75	IB		051116\1081.wiff	PFC_090315 schedule mrm.dam	1x	✓	
76	K1603420-006	**DoD**	051116\1082.wiff	PFC_090315 schedule mrm.dam	1x	✓	

J:\LCMS02\PFCs\051116\051116 injection log

Date: 05/11/16

ALS Environmental

Injection Log

LCMS02 - API 5000

ICAL Date: 05/10/16

Cal. Std. xp: 09/17/16

ICAL ID:

LIMS ID: 497879(KQ4439) 498035(KQ4489)

1st Review: Shane Murray

2nd Review:

Column: Kinetex EVO C18 100x4.6mm s/n: H15-022943

Mobile Phases **A:** 5mM Ammonium Acetate in H2O 15-OLC-01-45I **B:** 5mM Ammonium Acetate In MeOH 15-OLC-01-45J

	Sample Name		File Name	Acquisition Method	Dilution	R	Comments
77	K1603420-007	DoD short	051116\1083.wiff	PFC_090315 schedule mrm.dam	1x	✓	
78	K1603420-008	DoD L	051116\1084.wiff	PFC_090315 schedule mrm.dam	1x	✓	
79	K1603575-001		051116\1085.wiff	PFC_090315 schedule mrm.dam	1x	✓	
80	K1603575-002		051116\1086.wiff	PFC_090315 schedule mrm.dam	1x	✓	
81	K1603576-001		051116\1087.wiff	PFC_090315 schedule mrm.dam	1x	✓	
82	K1603576-002		051116\1088.wiff	PFC_090315 schedule mrm.dam	1x	✓	
83	K1603576-003		051116\1089.wiff	PFC_090315 schedule mrm.dam	1x	✓	
84	K1603576-004		051116\1090.wiff	PFC_090315 schedule mrm.dam	1x	✓	
85	K1603576-005		051116\1091.wiff	PFC_090315 schedule mrm.dam	1x	✓	
86	PFC 1ppb	15-OLC-02-45F	051116\1092.wiff	PFC_090315 schedule mrm.dam	1x	✓	Hps, Tr +
87	IB		051116\1093.wiff	PFC_090315 schedule mrm.dam	1x	✓	
88	K1603420-001 250X	DoD	051116\1094.wiff	PFC_090315 schedule mrm.dam	250x		also dil
89	K1603420-003 250X	DoD	051116\1095.wiff	PFC_090315 schedule mrm.dam	250x		also dil
90	K1603420-005 250X	DoD	051116\1096.wiff	PFC_090315 schedule mrm.dam	250x		~~also dil~~ only dil NR
91	K1603420-009 250X	DoD	051116\1097.wiff	PFC_090315 schedule mrm.dam	250x		also dil
92	K1603420-002 50X	DoD	051116\1098.wiff	PFC_090315 schedule mrm.dam	50x		also dil
93	K1603420-004 50X	DoD	051116\1099.wiff	PFC_090315 schedule mrm.dam	50x	✓	OK
94	K1603420-001 100X	DoD	051116\1100.wiff	PFC_090315 schedule mrm.dam	100x		also dil See 250 NR
95	K1603420-003 100X	DoD	051116\1101.wiff	PFC_090315 schedule mrm.dam	100x	✓	also dil Pfbs only
96	K1603420-005 100X	DoD	051116\1102.wiff	PFC_090315 schedule mrm.dam	100x		also dil See 250 NR
97	K1603420-009 100X	DoD	051116\1103.wiff	PFC_090315 schedule mrm.dam	100x	✓	also dil Pfbs only
98	PFC 1ppb	15-OLC-02-45F	051116\1104.wiff	PFC_090315 schedule mrm.dam	1x	✓	
99	IB		051116\1105.wiff	PFC_090315 schedule mrm.dam	1x	✓	

Created with Analyst Reporter
Printed: 6/2/2016 6:08 PM

Analyte Name: Pfba 1
Internal Standard: 13c_pfba

Data File	051116\1007.wiff	**Result Table**	051116.rdb
Acquisition Date	5/11/2016 12:03:41 PM	**Algorithm Used**	MQL
Acquisition Method	PFC_090315 schedule mrm.dam	**Instrument Name**	LCMS02
Project			

Regression Equation: y = 0.854 x (std. dev. = 0.0976) 11.4

Exp Conc (ng/mL)	Calc Conc (ng/mL)	% Accuracy	STD	%CV
0.25 3	0.276	111	NaN	NaN
0.5	0.473	95	NaN	NaN
1	1.203	120	NaN	NaN
5	4.811	96	NaN	NaN
10	9.753	98	NaN	NaN
20	17.382	87	NaN	NaN
50	46.977	94	NaN	NaN

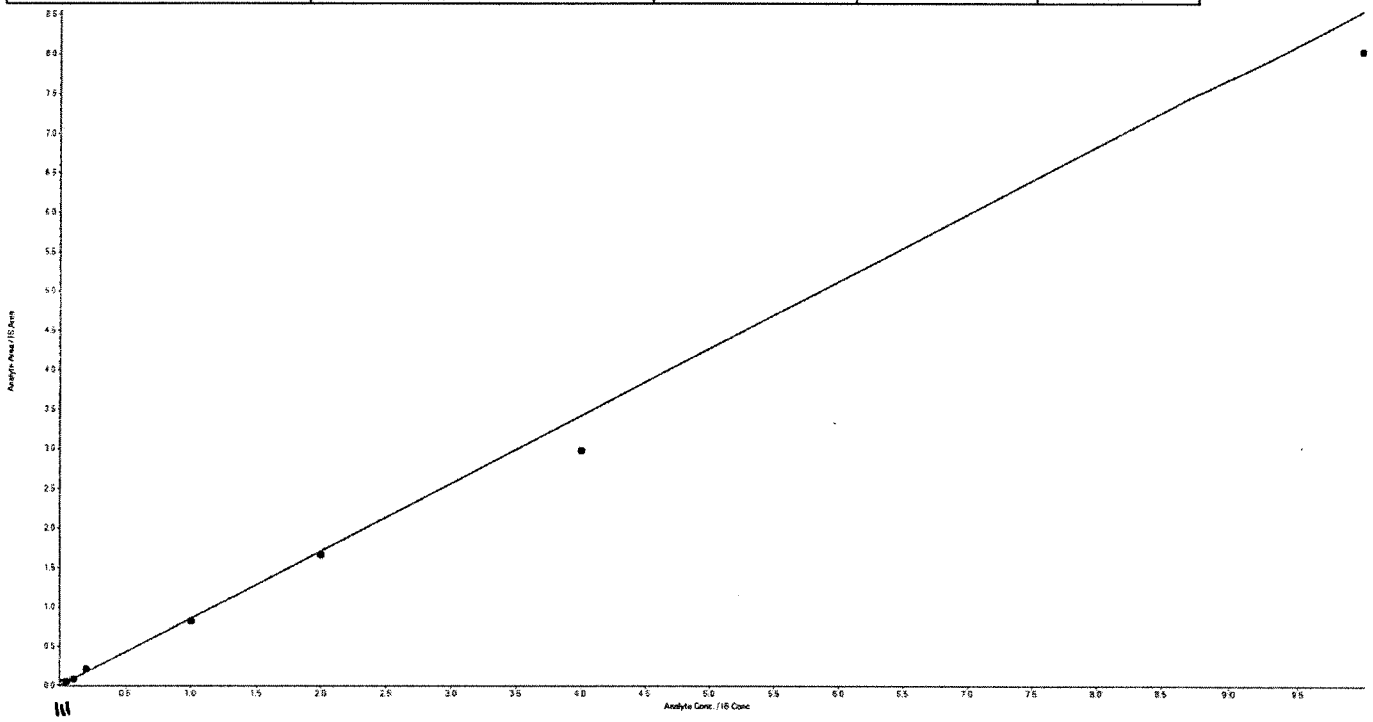

JUN 03 2016

Page 1 of 919

Analyte Name: Pfpea 1
Internal Standard: 13c_pfhxa

Data File	051116\1007.wiff	**Result Table**	051116.rdb
Acquisition Date	5/11/2016 12:03:41 PM	**Algorithm Used**	MQL
Acquisition Method	PFC_090315 schedule mrm.dam	**Instrument Name**	LCMS02
Project			

Regression Equation: y = 0.57 x (std. dev. = 0.0671)

11.B

Exp Conc (ng/mL)	Calc Conc (ng/mL)	% Accuracy	STD	%CV
0.05	0.061	122	NaN	NaN
0.1	0.107	107	NaN	NaN
0.25	0.235	94	NaN	NaN
0.5	0.432	86	NaN	NaN
1	1.144	114	NaN	NaN
5	4.842	97	NaN	NaN
10	9.544	95	NaN	NaN
20	17.876	89	NaN	NaN
50	47.469	95	NaN	NaN

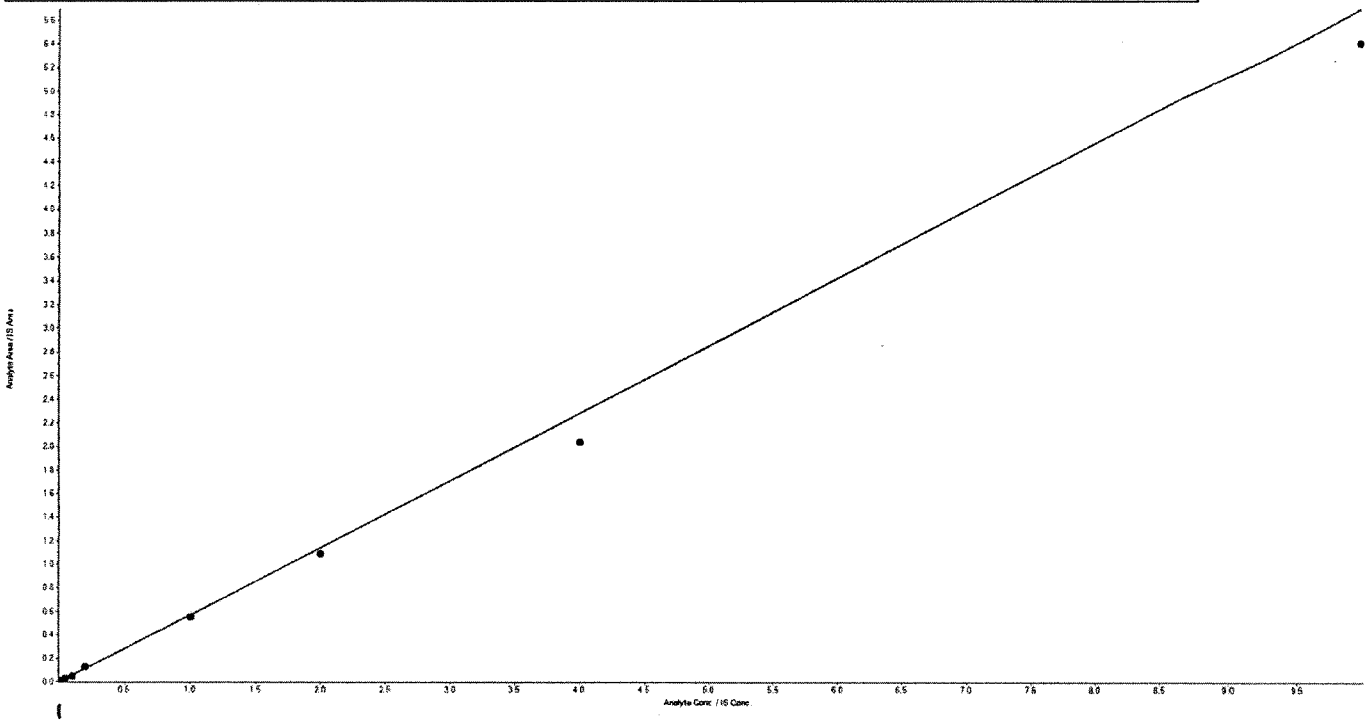

JUN 0 3 2016

Analyte Name: Pfbs 1
Internal Standard: 18o-pfhs

Data File	051116\1007.wiff	**Result Table**	051116.rdb
Acquisition Date	5/11/2016 12:03:41 PM	**Algorithm Used**	MQL
Acquisition Method	PFC_090315 schedule mrm.dam	**Instrument Name**	LCMS02
Project			

Regression Equation: y = 2.89 x (std. dev. = 0.397)

13.8

Exp Conc (ng/mL)	Calc Conc (ng/mL)	% Accuracy	STD	%CV
0.05	0.060	121	NaN	NaN
0.1	0.109	109	NaN	NaN
0.25	0.239	96	NaN	NaN
0.5	0.435	87	NaN	NaN
1	1.200	120	NaN	NaN
5	4.901	98	NaN	NaN
10	9.854	99	NaN	NaN
20	17.519	88	NaN	NaN
50	41.774	84	NaN	NaN

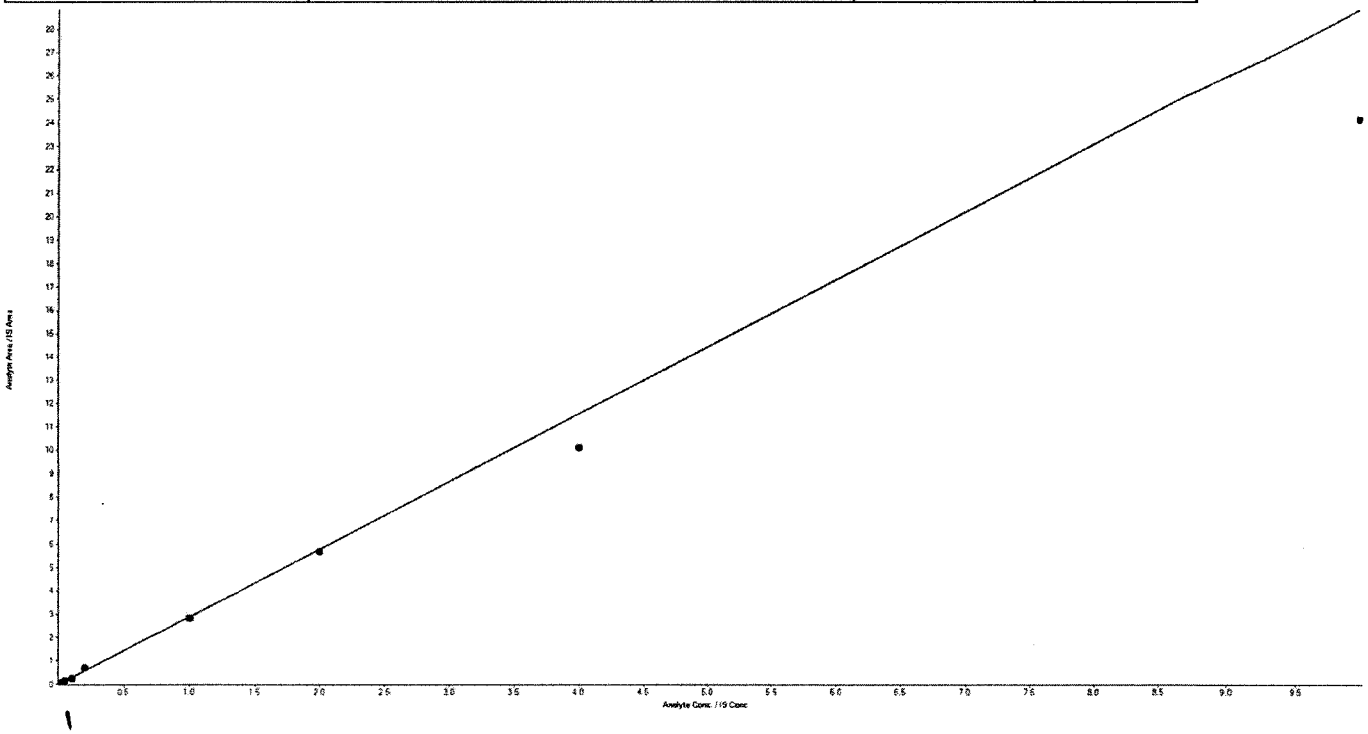

JUN 0 3 2016

Analyte Name: Pfhxa 1
Internal Standard: 13c_pfhxa

Data File	051116\1007.wiff	**Result Table**	051116.rdb
Acquisition Date	5/11/2016 12:03:41 PM	**Algorithm Used**	MQL
Acquisition Method	PFC_090315 schedule mrm.dam	**Instrument Name**	LCMS02
Project			

Regression Equation: y = 0.878 x (std. dev. = 0.127)

14.4

Exp Conc (ng/mL)	Calc Conc (ng/mL)	% Accuracy	STD	%CV
0.1	0.123	123	NaN	NaN
0.25	0.245	98	NaN	NaN
0.5	0.464	93	NaN	NaN
1	1.195	120	NaN	NaN
5	4.935	99	NaN	NaN
10	9.797	98	NaN	NaN
20	17.410	87	NaN	NaN
50	41.286	83	NaN	NaN

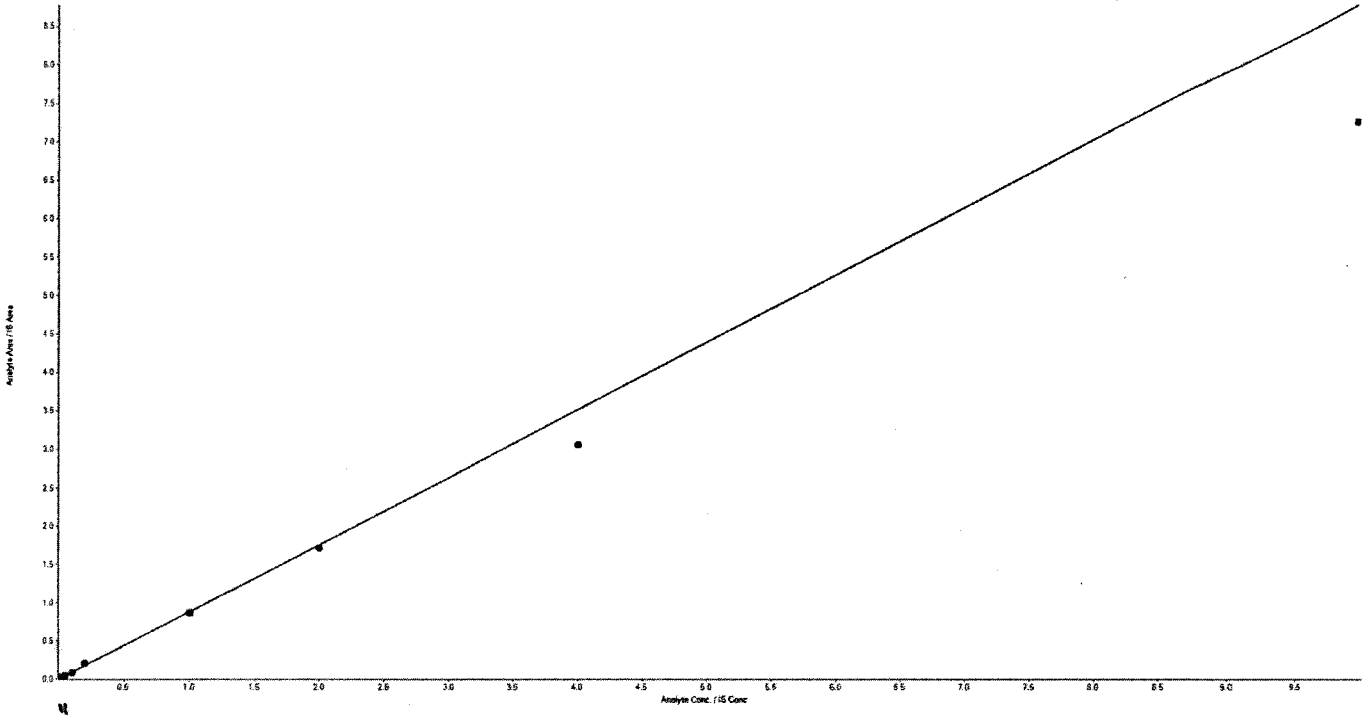

JUN 0 3 2016

Analyte Name: Pfhpa 1
Internal Standard: 13c_pfhxa

Data File	051116\1007.wiff	**Result Table**	051116.rdb
Acquisition Date	5/11/2016 12:03:41 PM	**Algorithm Used**	MQL
Acquisition Method	PFC_090315 schedule mrm.dam	**Instrument Name**	LCMS02
Project			

Regression Equation: y = 1.09 x (std. dev. = 0.136)

12.5

Exp Conc (ng/mL)	Calc Conc (ng/mL)	% Accuracy	STD	%CV
0.1	0.116	116	NaN	NaN
0.25	0.239	96	NaN	NaN
0.5	0.453	91	NaN	NaN
1	1.183	118	NaN	NaN
5	4.870	97	NaN	NaN
10	9.724	97	NaN	NaN
20	16.968	85	NaN	NaN

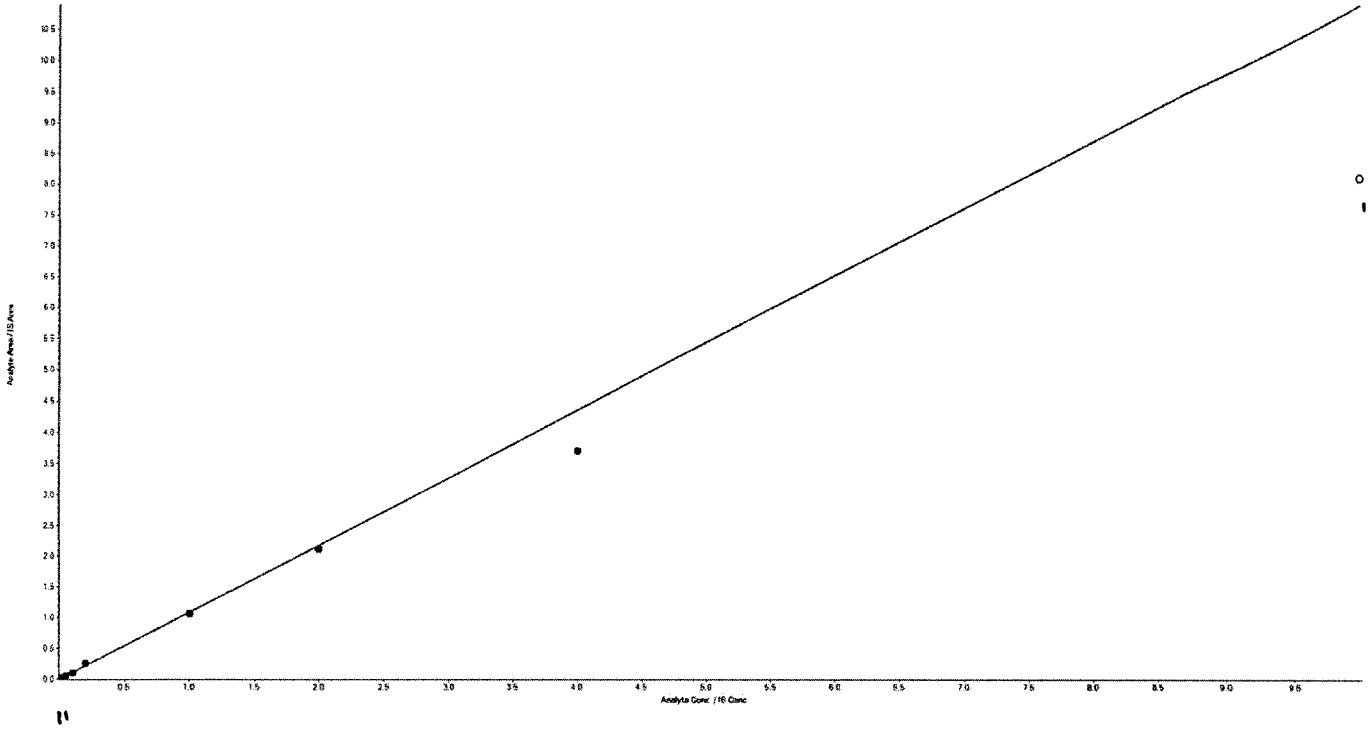

JUN 0 3 2016

Analyte Name: Pfhxs 1
Internal Standard: 18o-pfhs

Data File	051116\1007.wiff	**Result Table**	051116.rdb
Acquisition Date	5/11/2016 12:03:41 PM	**Algorithm Used**	MQL
Acquisition Method	PFC_090315 schedule mrm.dam	**Instrument Name**	LCMS02
Project			

Regression Equation: y = 2.82 x (std. dev. = 0.428)

15.2

Exp Conc (ng/mL)	Calc Conc (ng/mL)	% Accuracy	STD	%CV
0.1	0.125	125	NaN	NaN
0.25	0.256	103	NaN	NaN
0.5	0.455	91	NaN	NaN
1	1.177	118	NaN	NaN
5	4.914	98	NaN	NaN
10	9.832	98	NaN	NaN
20	17.171	86	NaN	NaN
50	40.523	81	NaN	NaN

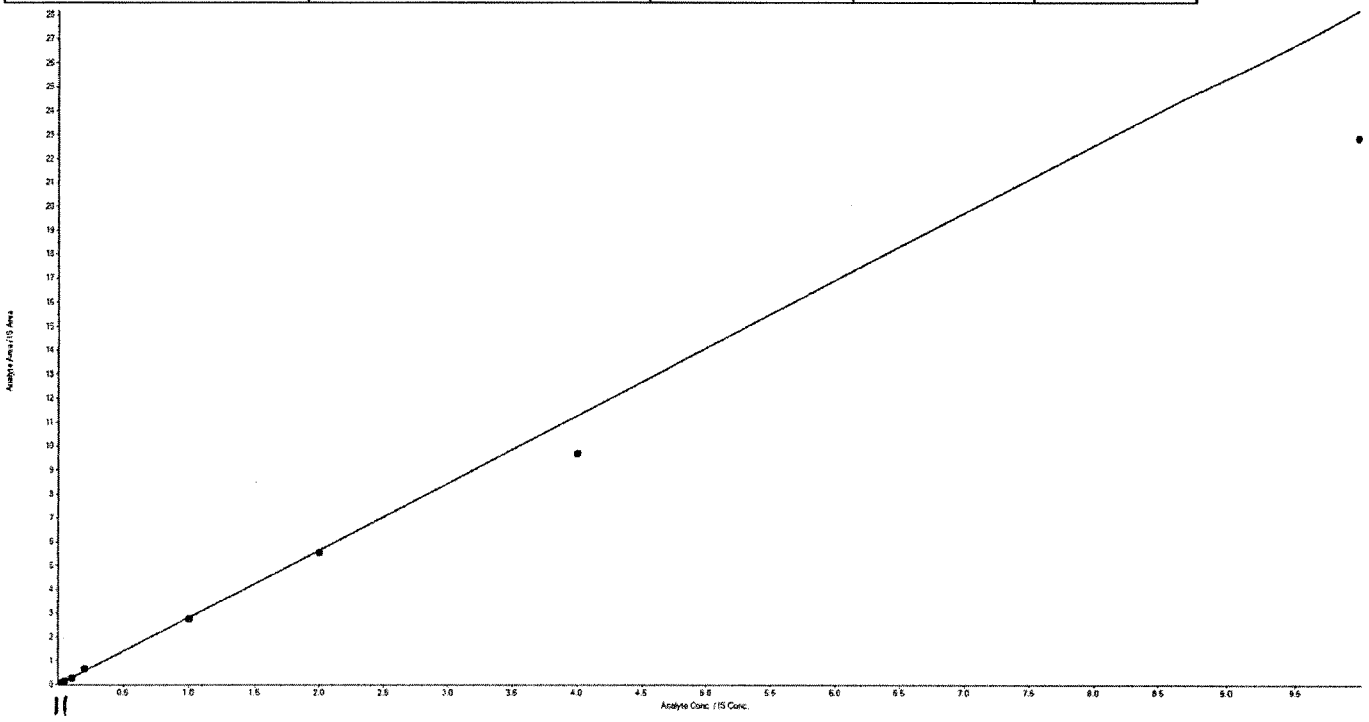

JUN 0 3 2016

Analyte Name: Pfoa 1
Internal Standard: 13c-pfoa

Data File	051116\1007.wiff	**Result Table**	051116.rdb
Acquisition Date	5/11/2016 12:03:41 PM	**Algorithm Used**	MQL
Acquisition Method	PFC_090315 schedule mrm.dam	**Instrument Name**	LCMS02
Project			

Regression Equation: y = 0.536 x (std. dev. = 0.0758)

14.1

Exp Conc (ng/mL)	Calc Conc (ng/mL)	% Accuracy	STD	%CV
0.05	0.064	128	NaN	NaN
0.1	0.112	112	NaN	NaN
0.25	0.235	94	NaN	NaN
0.5	0.446	89	NaN	NaN
1	1.118	112	NaN	NaN
5	4.580	92	NaN	NaN
10	9.202	92	NaN	NaN
20	17.394	87	NaN	NaN
50	46.731	93	NaN	NaN

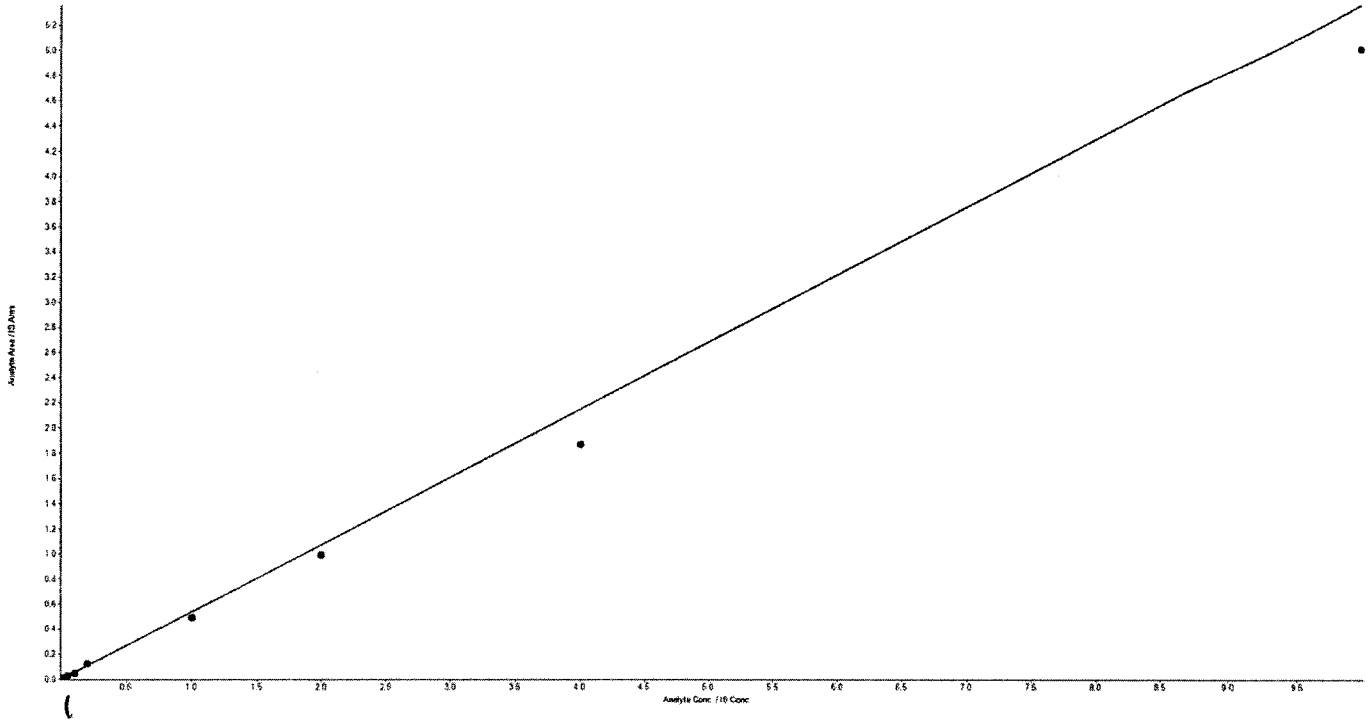

JUN 0 3 2016

Created with Analyst Reporter
Printed: 6/2/2016 6:08 PM

Analyte Name: Pfna 1
Internal Standard: 13c-pfna

Data File	051116\1007.wiff	**Result Table**	051116.rdb
Acquisition Date	5/11/2016 12:03:41 PM	**Algorithm Used**	MQL
Acquisition Method	PFC_090315 schedule mrm.dam	**Instrument Name**	LCMS02
Project			

Regression Equation: y = 0.955 x (std. dev. = 0.146)

15.2

Exp Conc (ng/mL)	Calc Conc (ng/mL)	% Accuracy	STD	%CV
0.05	0.061	122	NaN	NaN
0.1	0.115	115	NaN	NaN
0.25	0.253	101	NaN	NaN
0.5	0.423	85	NaN	NaN
1	1.192	119	NaN	NaN
5	4.870	97	NaN	NaN
10	9.002	90	NaN	NaN
20	17.201	86	NaN	NaN
50	42.280	85	NaN	NaN

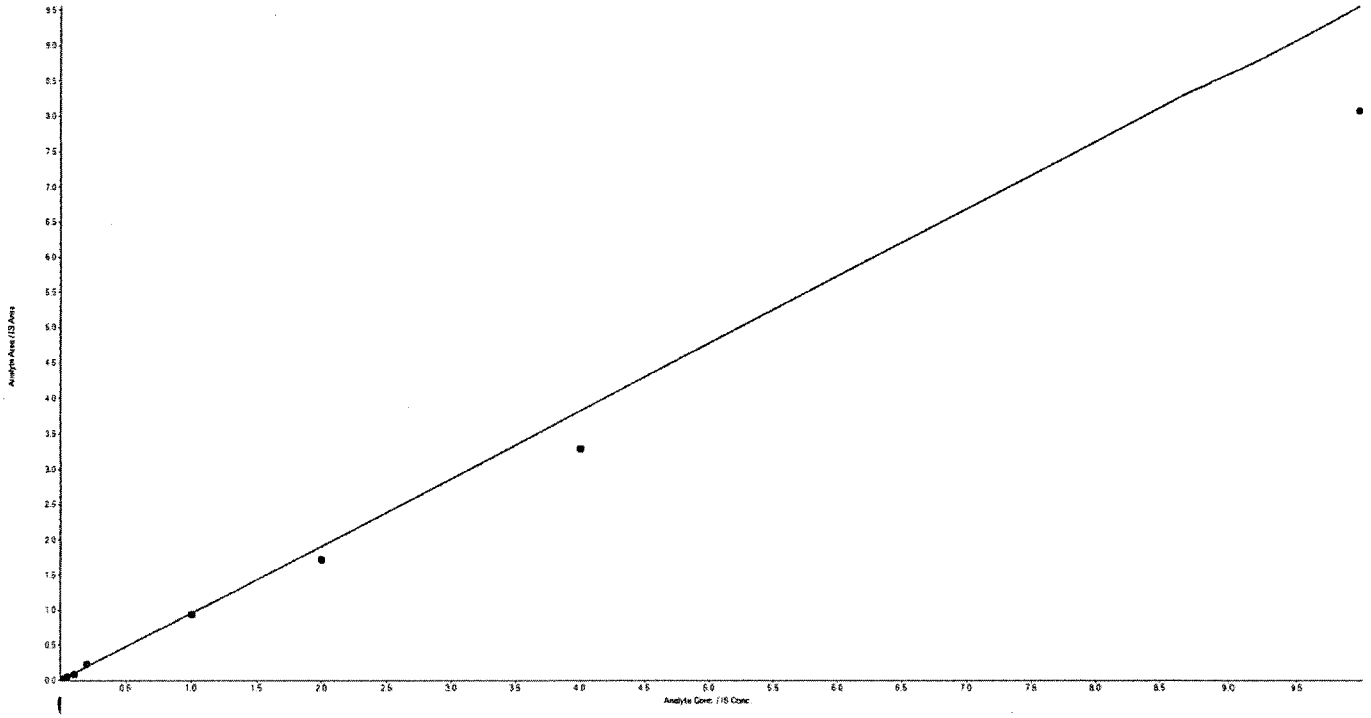

JUN 0 3 2016

Analyte Name: Pfos 1
Internal Standard: 13c-pfos

Data File	051116\1007.wiff	**Result Table**	051116.rdb
Acquisition Date	5/11/2016 12:03:41 PM	**Algorithm Used**	MQL
Acquisition Method	PFC_090315 schedule mrm.dam	**Instrument Name**	LCMS02
Project			

Regression Equation: y = 0.93 x (std. dev. = 0.112)

12.0

Exp Conc (ng/mL)	Calc Conc (ng/mL)	% Accuracy	STD	%CV
0.02	0.024	121	NaN	NaN
0.05	0.055	110	NaN	NaN
0.1	0.109	109	NaN	NaN
0.25	0.241	96	NaN	NaN
0.5	0.426	85	NaN	NaN
1	1.098	110	NaN	NaN
5	4.935	99	NaN	NaN
10	9.694	97	NaN	NaN
20	17.264	86	NaN	NaN
50	43.508	87	NaN	NaN

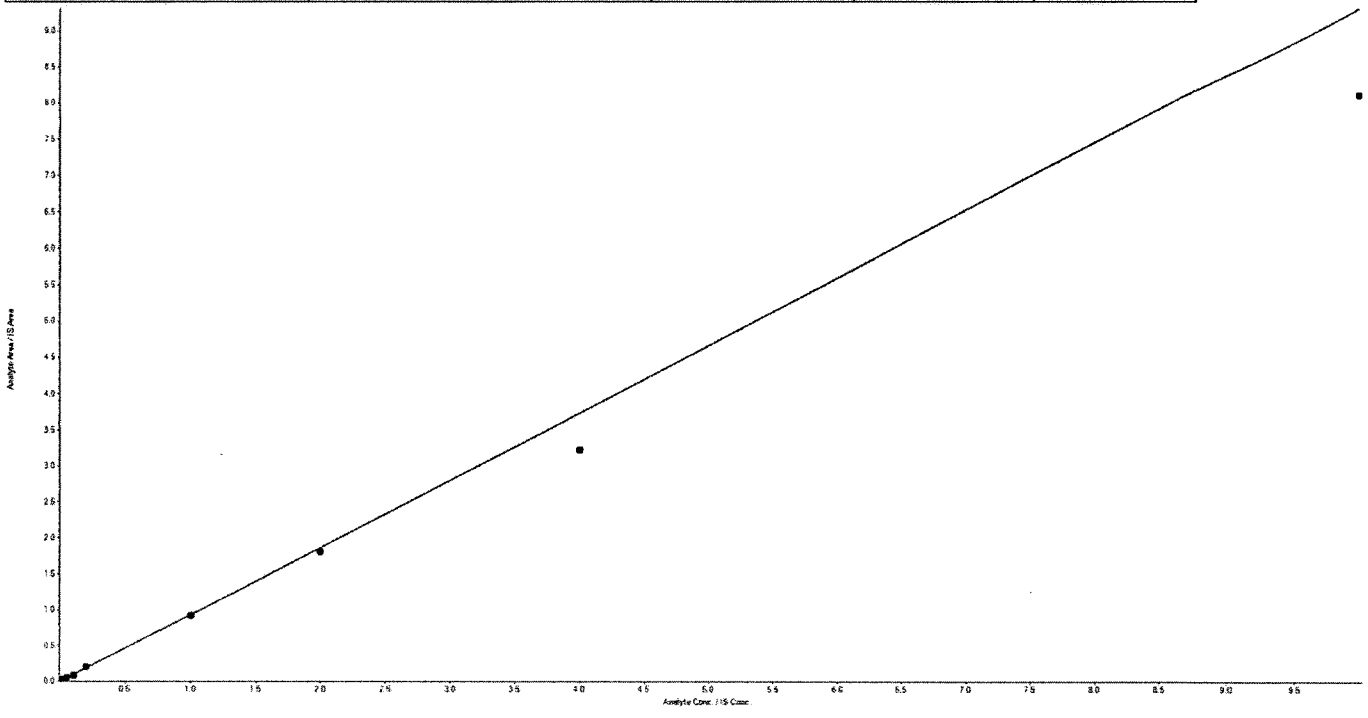

JUN 0 3 2016

Created with Analyst Reporter
Printed: 6/2/2016 6:08 PM

Analyte Name: Pfda 1
Internal Standard: 13c-pfda

Data File	051116\1007.wiff	**Result Table**	051116.rdb
Acquisition Date	5/11/2016 12:03:41 PM	**Algorithm Used**	MQL
Acquisition Method	PFC_090315 schedule mrm.dam	**Instrument Name**	LCMS02
Project			

Regression Equation: y = 0.899 x (std. dev. = 0.117)

13.0

Exp Conc (ng/mL)	Calc Conc (ng/mL)	% Accuracy	STD	%CV
0.1	0.115	115	NaN	NaN
0.25	0.263	105	NaN	NaN
0.5	0.482	96	NaN	NaN
1	1.191	119	NaN	NaN
5	5.015	100	NaN	NaN
10	9.639	96	NaN	NaN
20	17.030	85	NaN	NaN
50	41.122	82	NaN	NaN

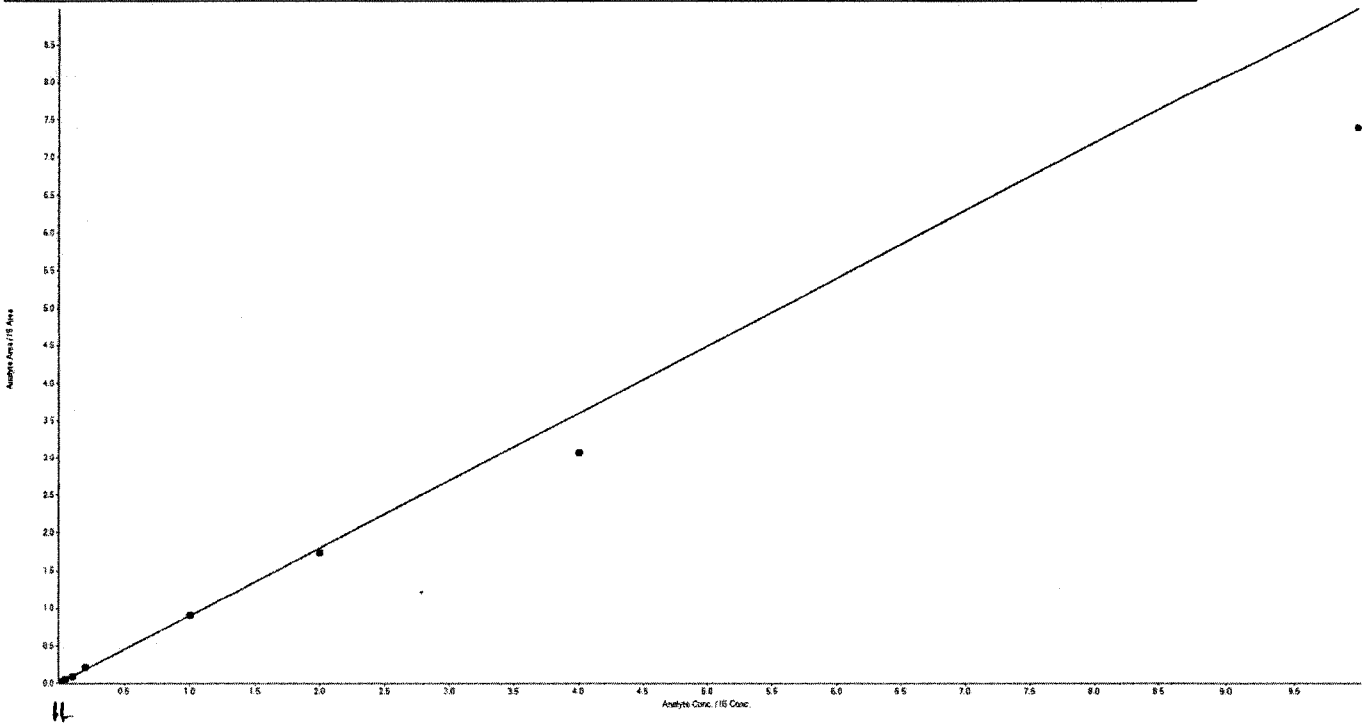

JUN 0 3 2016

Analyte Name: Pfuna 1
Internal Standard: 13c-pfuna

Data File	051116\1007.wiff	**Result Table**	051116.rdb
Acquisition Date	5/11/2016 12:03:41 PM	**Algorithm Used**	MQL
Acquisition Method	PFC_090315 schedule mrm.dam	**Instrument Name**	LCMS02
Project			

Regression Equation: y = 2.66 x (std. dev. = 0.355)

13.3

Exp Conc (ng/mL)	Calc Conc (ng/mL)	% Accuracy	STD	%CV
0.1	0.122	122	NaN	NaN
0.25	0.261	105	NaN	NaN
0.5	0.423	85	NaN	NaN
1	1.150	115	NaN	NaN
5	4.750	95	NaN	NaN
10	10.154	102	NaN	NaN
20	17.940	90	NaN	NaN
50	43.958	88	NaN	NaN

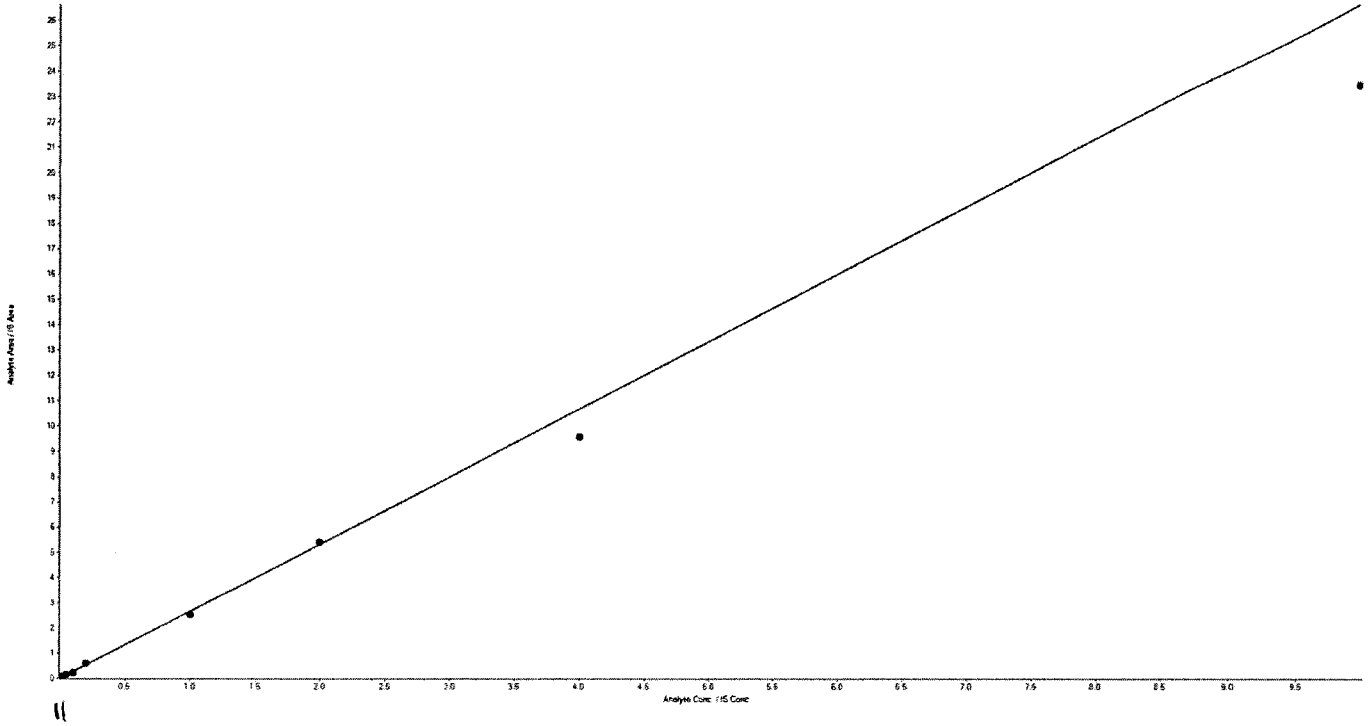

JUN 0 3 2016

Analyte Name: Pfds 1
Internal Standard: 13c-pfos

Data File	051116\1007.wiff	**Result Table**	051116.rdb
Acquisition Date	5/11/2016 12:03:41 PM	**Algorithm Used**	MQL
Acquisition Method	PFC_090315 schedule mrm.dam	**Instrument Name**	LCMS02
Project			

Regression Equation: y = 1.06 x (std. dev. = 0.125)

11.8

Exp Conc (ng/mL)	Calc Conc (ng/mL)	% Accuracy	STD	%CV
0.02	0.023	116	NaN	NaN
0.05	0.050	101	NaN	NaN
0.1	0.106	106	NaN	NaN
0.25	0.231	93	NaN	NaN
0.5	0.439	88	NaN	NaN
1	1.200	120	NaN	NaN
5	5.101	102	NaN	NaN
10	10.024	100	NaN	NaN
20	17.345	87	NaN	NaN
50	43.675	87	NaN	NaN

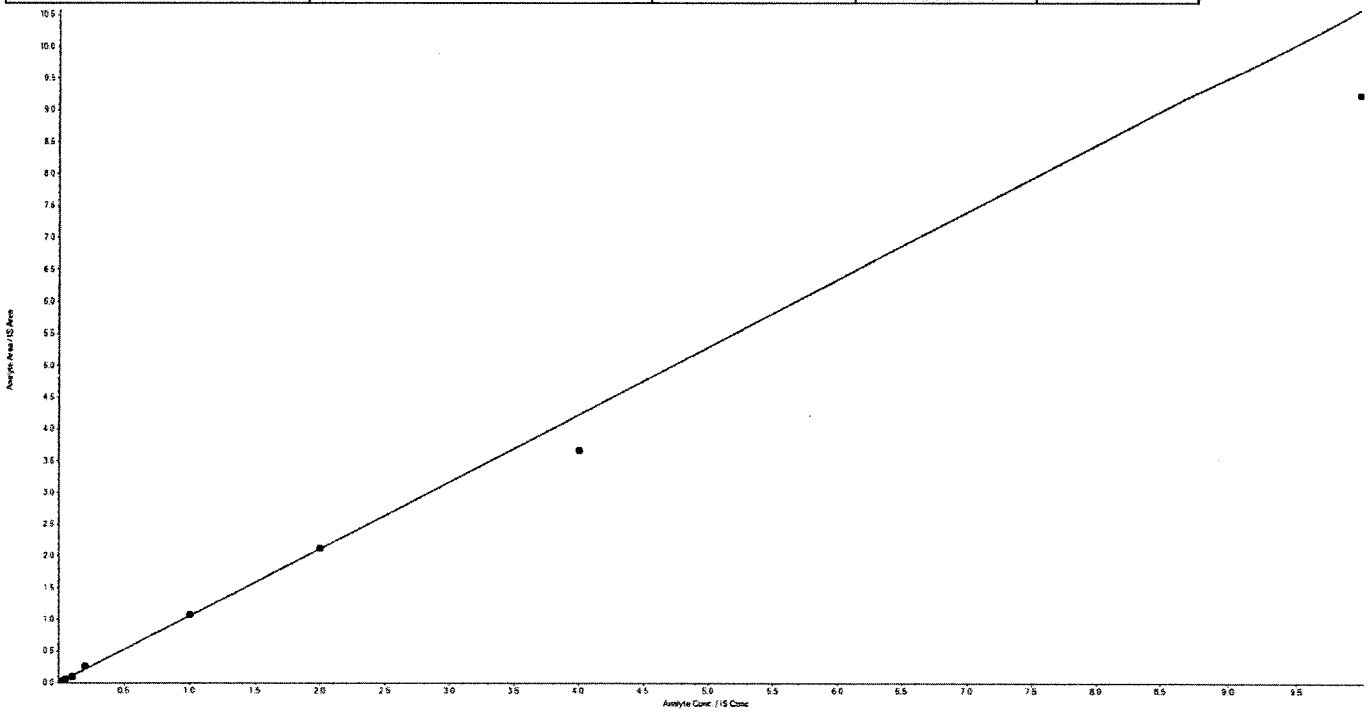

JUN 0 3 2016

Analyte Name: Pfdoa 1
Internal Standard: 13c-pfdoda

Data File	051116\1007.wiff	**Result Table**	051116.rdb
Acquisition Date	5/11/2016 12:03:41 PM	**Algorithm Used**	MQL
Acquisition Method	PFC_090315 schedule mrm.dam	**Instrument Name**	LCMS02
Project			

Regression Equation: y = 47.8 x (std. dev. = 4.16)

8.7

Exp Conc (ng/mL)	Calc Conc (ng/mL)	% Accuracy	STD	%CV
0.1	0.101	101	NaN	NaN
0.25	0.276	110	NaN	NaN
0.5	0.501	100	NaN	NaN
1	1.018	102	NaN	NaN
5	5.162	103	NaN	NaN
10	10.811	108	NaN	NaN
20	16.696	83	NaN	NaN
50	45.908	92	NaN	NaN

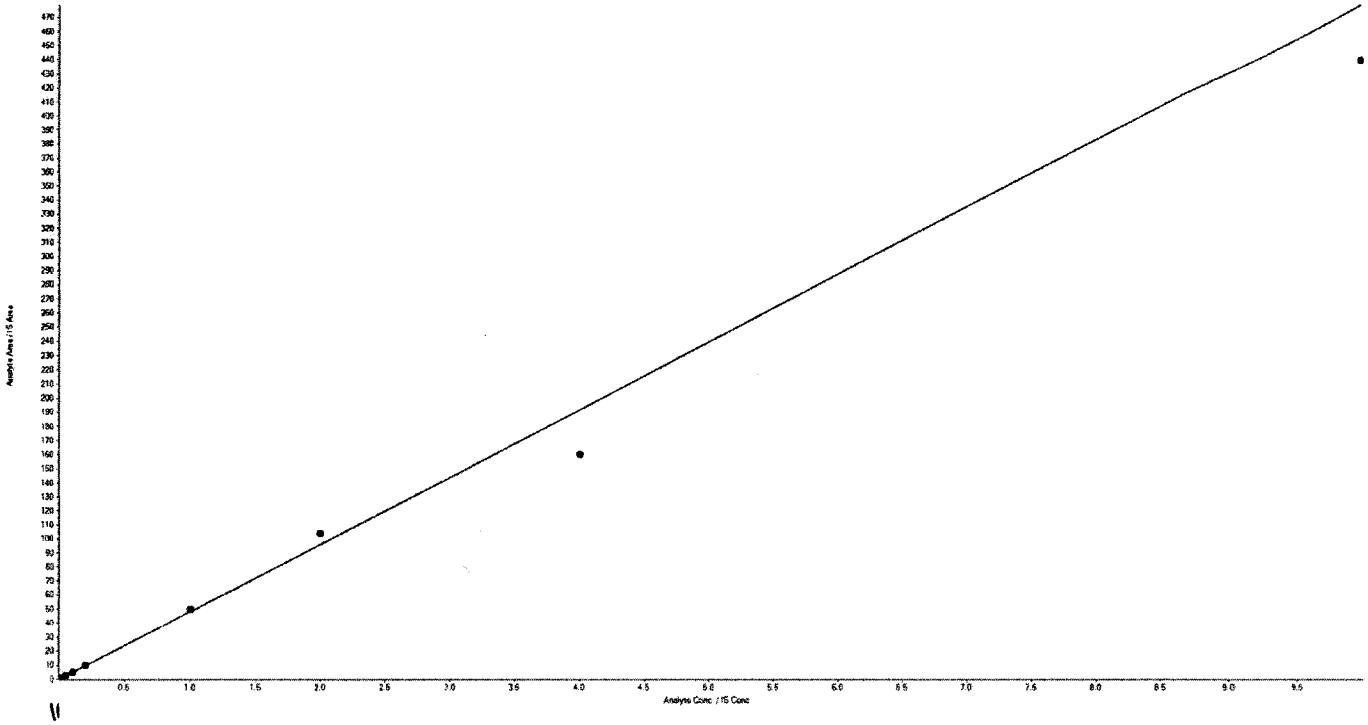

JUN 0 3 2016

Analyte Name: Fosa 1
Internal Standard: d5-NEtFOSA

Data File	051116\1007.wiff	**Result Table**	051116.rdb
Acquisition Date	5/11/2016 12:03:41 PM	**Algorithm Used**	MQL
Acquisition Method	PFC_090315 schedule mrm.dam	**Instrument Name**	LCMS02
Project			

Regression Equation: y = 5.47 x (std. dev. = 0.588)

Exp Conc (ng/mL)	Calc Conc (ng/mL)	% Accuracy	STD	%CV
0.1	0.109	109	NaN	NaN
0.25	0.234	94	NaN	NaN
0.5	0.454	91	NaN	NaN
1	1.203	120	NaN	NaN
5	4.835	97	NaN	NaN
10	9.561	96	NaN	NaN
20	18.711	94	NaN	NaN

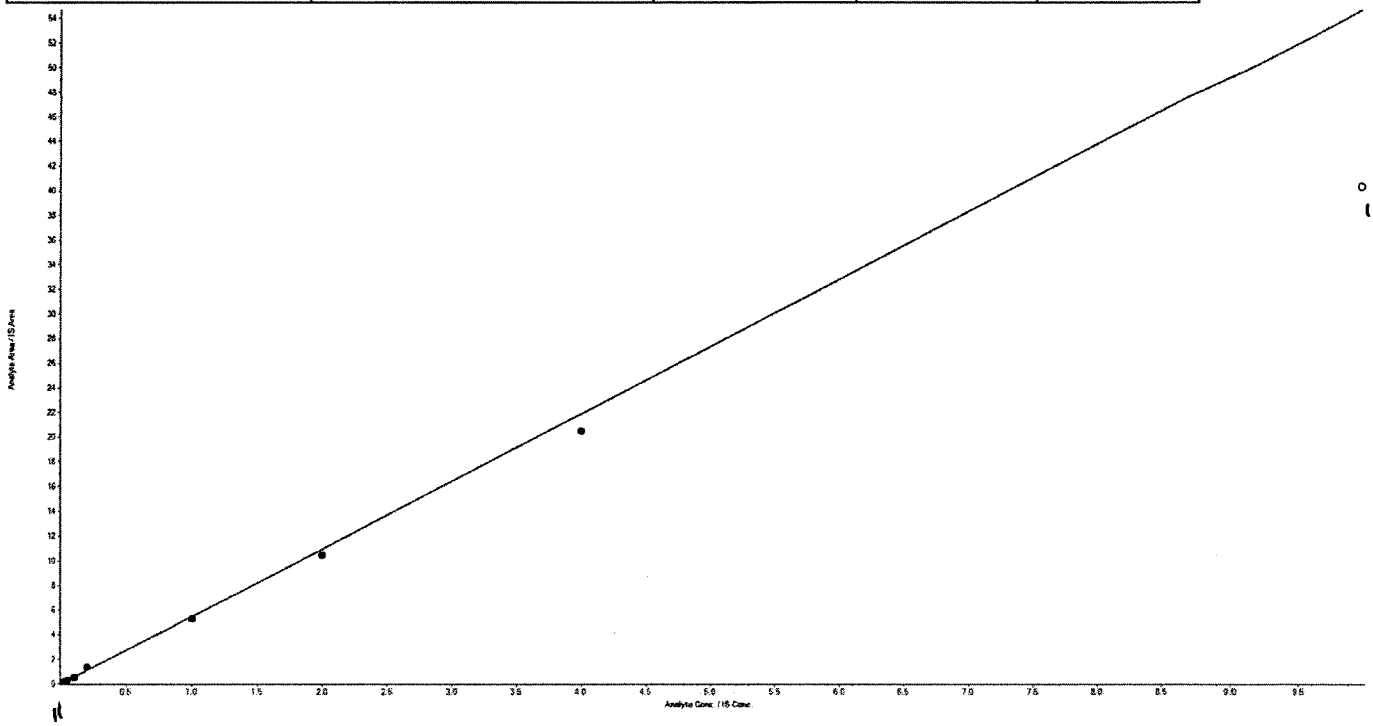

JUN 0 3 2016

Analyte Name: Pfteda 1
Internal Standard: 13c-pfdoda

Data File	051116\1007.wiff	**Result Table**	051116.rdb
Acquisition Date	5/11/2016 12:03:41 PM	**Algorithm Used**	MQL
Acquisition Method	PFC_090315 schedule mrm.dam	**Instrument Name**	LCMS02
Project			

Regression Equation: y = 32.3 x (std. dev. = 3.55)

11.0

Exp Conc (ng/mL)	Calc Conc (ng/mL)	% Accuracy	STD	%CV
0.05	0.056	112	NaN	NaN
0.1	0.104	104	NaN	NaN
0.25	0.236	94	NaN	NaN
0.5	0.402	80	NaN	NaN
1	1.117	112	NaN	NaN
5	4.940	99	NaN	NaN
10	9.820	98	NaN	NaN

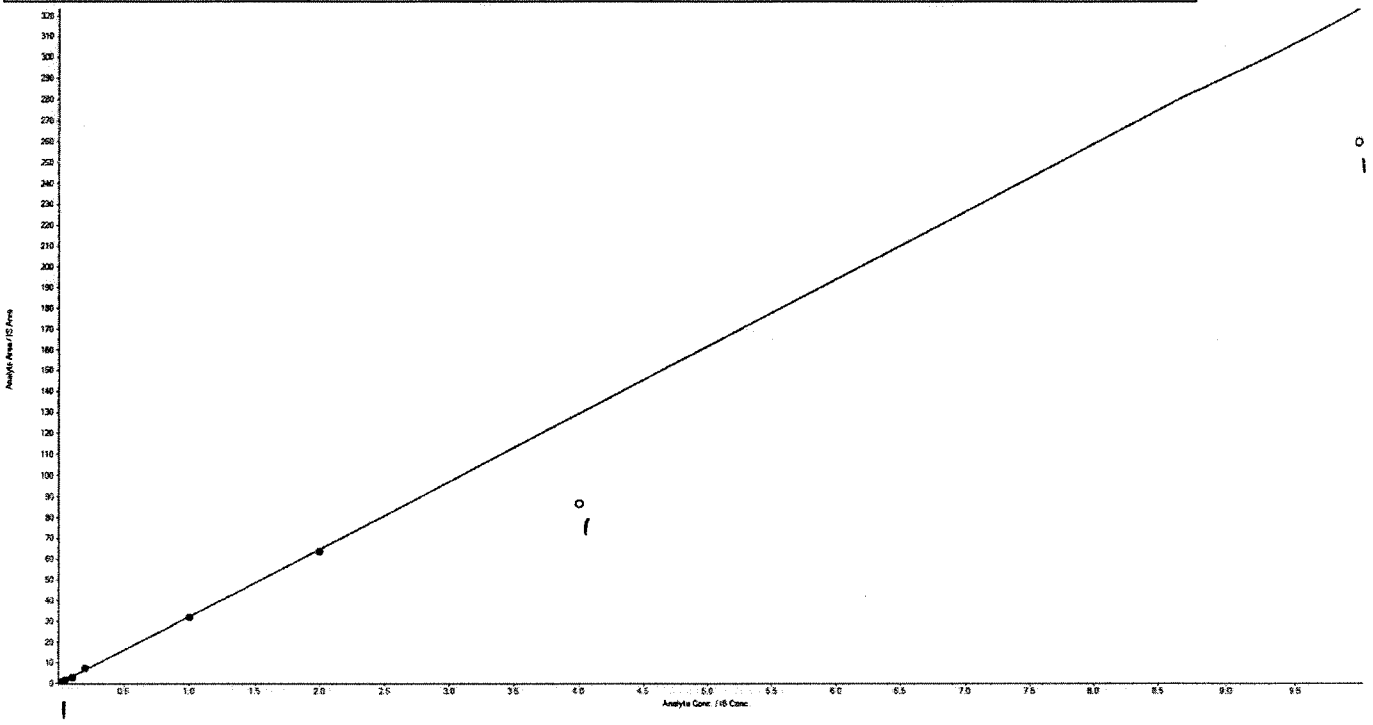

JUN 0 3 2016

Analyte Name: PFHpS 1
Internal Standard: 18o-pfhs

Data File	051116\1007.wiff	**Result Table**	051116.rdb
Acquisition Date	5/11/2016 12:03:41 PM	**Algorithm Used**	MQL
Acquisition Method	PFC_090315 schedule mrm.dam	**Instrument Name**	LCMS02
Project			

Regression Equation: y = 0.191 x (std. dev. = 0.0176)

9.2

Exp Conc (ng/mL)	Calc Conc (ng/mL)	% Accuracy	STD	%CV
0.1	0.117	117	NaN	NaN
0.25	0.230	92	NaN	NaN
0.5	0.448	90	NaN	NaN
1	1.092	109	NaN	NaN
5	4.971	99	NaN	NaN
10	9.781	98	NaN	NaN
20	20.463	102	NaN	NaN
50	46.563	93	NaN	NaN

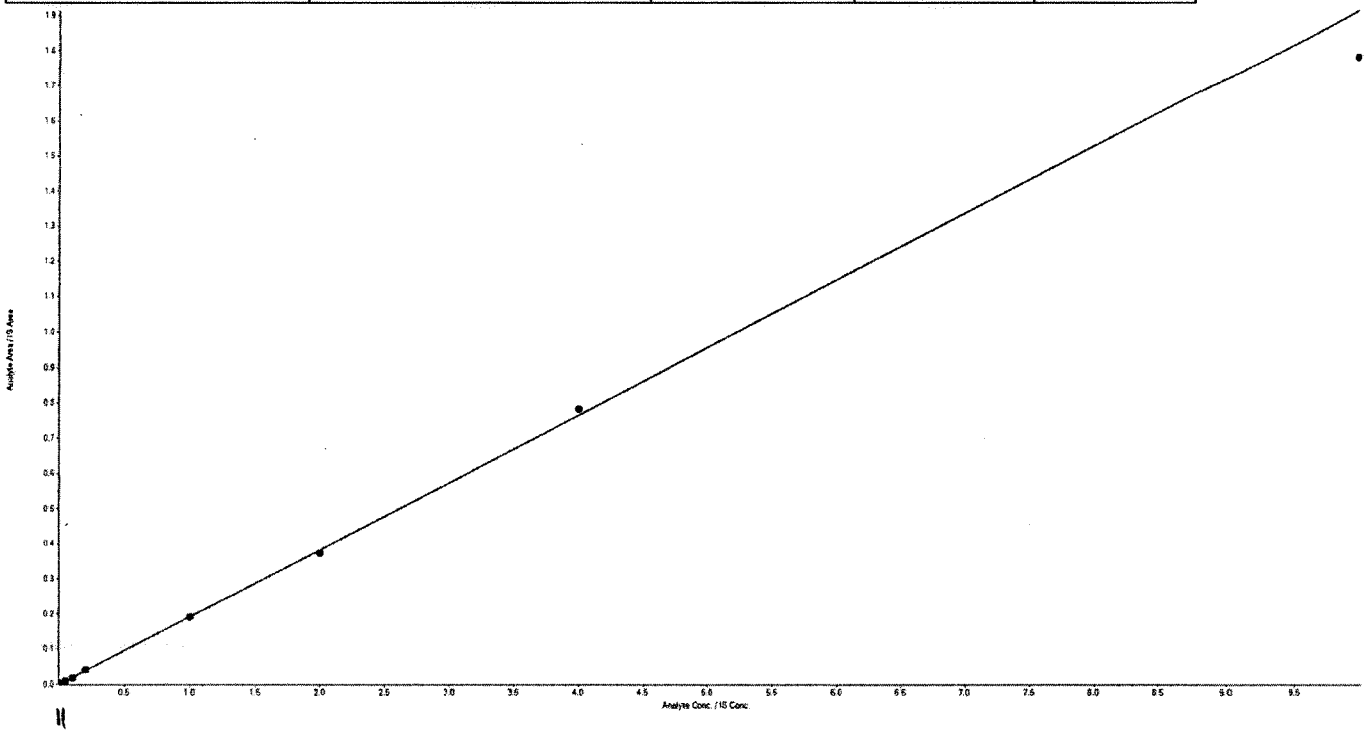

JUN 0 3 2016

Analyte Name: NMeFOSE 1
Internal Standard: d7-NMeFOSE

Data File	051116\1007.wiff	**Result Table**	051116.rdb
Acquisition Date	5/11/2016 12:03:41 PM	**Algorithm Used**	MQL
Acquisition Method	PFC_090315 schedule mrm.dam	**Instrument Name**	LCMS02
Project			

Regression Equation: y = 1.11 x (std. dev. = 0.128)

11.4

Exp Conc (ng/mL)	Calc Conc (ng/mL)	% Accuracy	STD	%CV
0.1	0.105	105	NaN	NaN
0.25	0.220	88	NaN	NaN
0.5	0.423	85	NaN	NaN
1	1.103	110	NaN	NaN
5	5.928	119	NaN	NaN
10	9.412	94	NaN	NaN
20	20.692	103	NaN	NaN
50	48.181	96	NaN	NaN

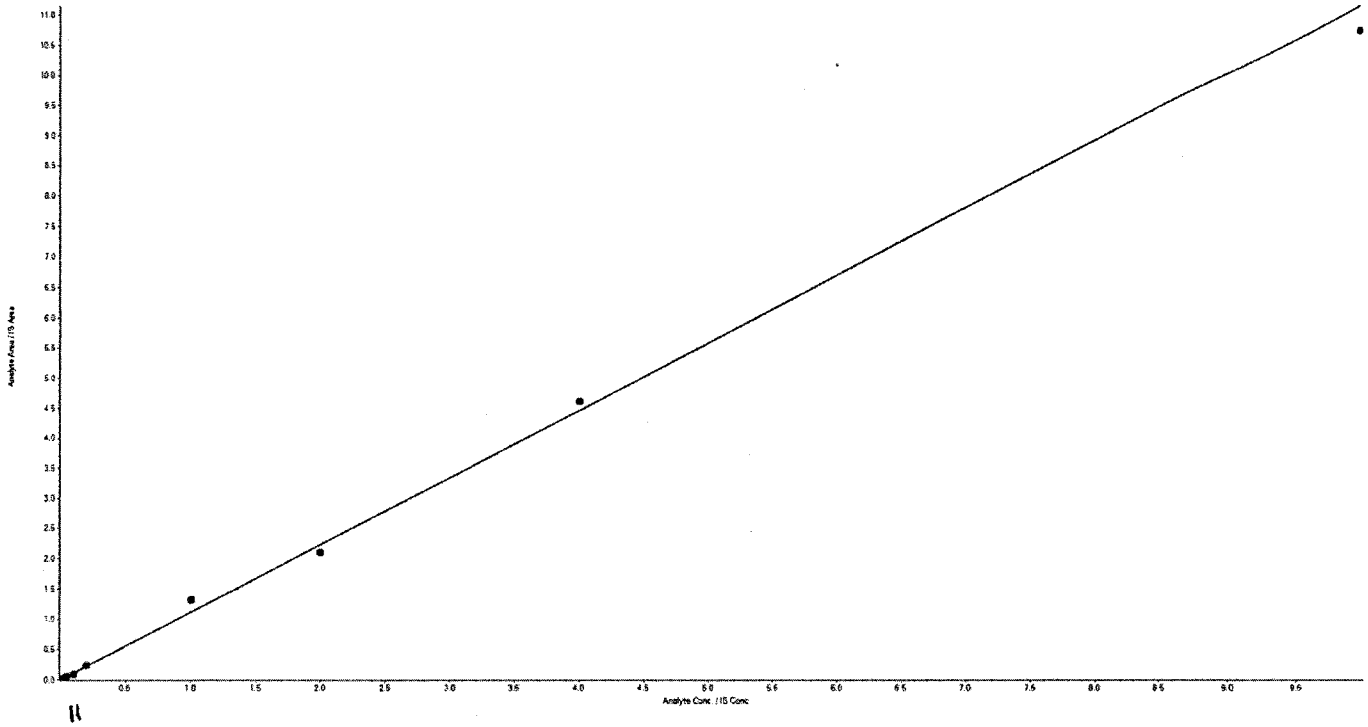

JUN 0 3 2016

Analyte Name: NMeFOSA 1
Internal Standard: d7-NMeFOSE

Data File	051116\1007.wiff	**Result Table**	051116.rdb
Acquisition Date	5/11/2016 12:03:41 PM	**Algorithm Used**	MQL
Acquisition Method	PFC_090315 schedule mrm.dam	**Instrument Name**	LCMS02
Project			

Regression Equation: y = 0.485 x (std. dev. = 0.0481)

9.9

Exp Conc (ng/mL)	Calc Conc (ng/mL)	% Accuracy	STD	%CV
0.1	0.104	104	NaN	NaN
0.25	0.211	84	NaN	NaN
0.5	0.450	90	NaN	NaN
1	1.155	115	NaN	NaN
5	5.254	105	NaN	NaN
10	9.385	94	NaN	NaN
20	20.690	103	NaN	NaN
50	51.895	104	NaN	NaN

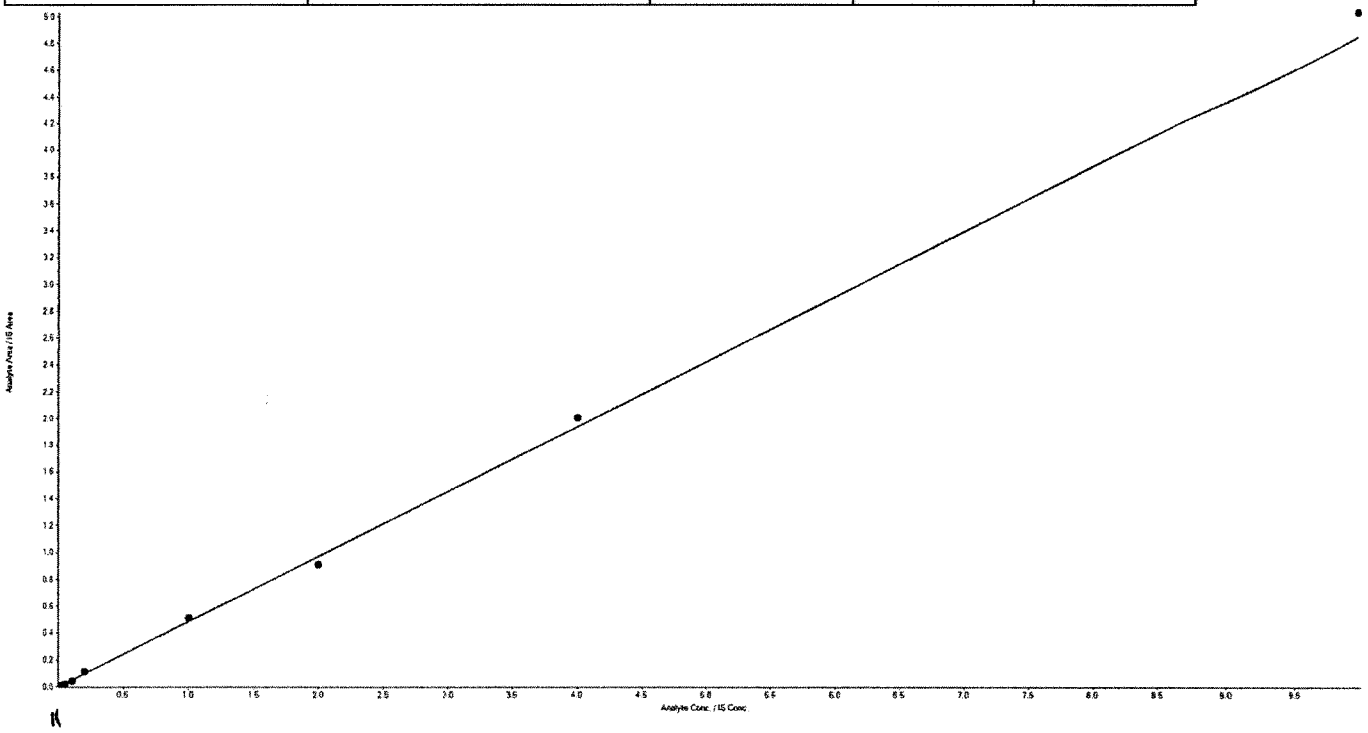

JUN 0 3 2016

Analyte Name: NEtFOSE 1
Internal Standard: d9-EtFOSE

Data File	051116\1007.wiff	**Result Table**	051116.rdb
Acquisition Date	5/11/2016 12:03:41 PM	**Algorithm Used**	MQL
Acquisition Method	PFC_090315 schedule mrm.dam	**Instrument Name**	LCMS02
Project			

Regression Equation: y = 1.07 x (std. dev. = 0.135)

12.6

Exp Conc (ng/mL)	Calc Conc (ng/mL)	% Accuracy	STD	%CV
0.05	0.047	94	NaN	NaN
0.1	0.108	108	NaN	NaN
0.25	0.236	95	NaN	NaN
0.5	0.387	77	NaN	NaN
1	1.188	119	NaN	NaN
5	4.708	94	NaN	NaN
10	10.741	107	NaN	NaN
20	21.059	105	NaN	NaN

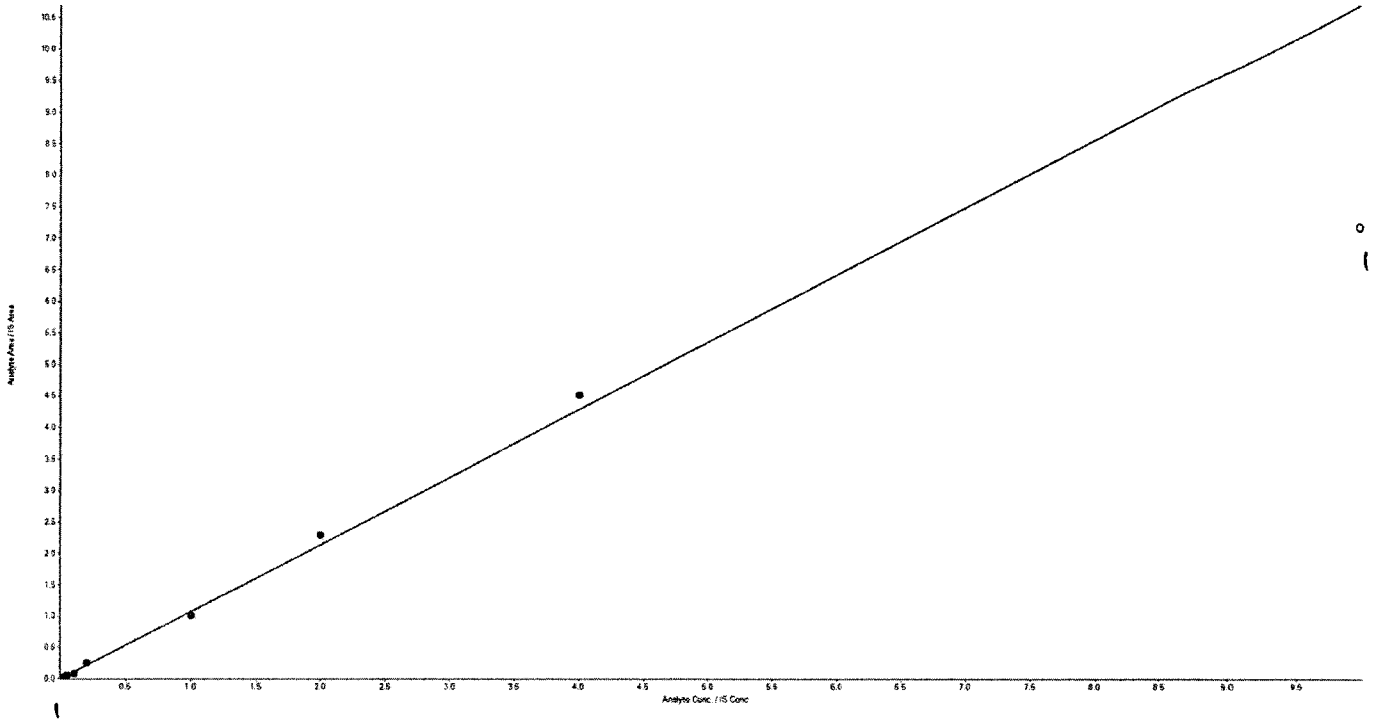

JUN 0 3 2016

Analyte Name: NEtFOSA 1
Internal Standard: d5-NEtFOSA

Data File	051116\1007.wiff	**Result Table**	051116.rdb
Acquisition Date	5/11/2016 12:03:41 PM	**Algorithm Used**	MQL
Acquisition Method	PFC_090315 schedule mrm.dam	**Instrument Name**	LCMS02
Project			

Regression Equation: y = 0.871 x (std. dev. = 0.102)

11.7

Exp Conc (ng/mL)	Calc Conc (ng/mL)	% Accuracy	STD	%CV
0.05	0.060	120	NaN	NaN
0.1	0.108	108	NaN	NaN
0.25	0.223	89	NaN	NaN
0.5	0.429	86	NaN	NaN
1	1.143	114	NaN	NaN
5	4.691	94	NaN	NaN
10	9.820	98	NaN	NaN
20	19.995	100	NaN	NaN
50	45.452	91	NaN	NaN

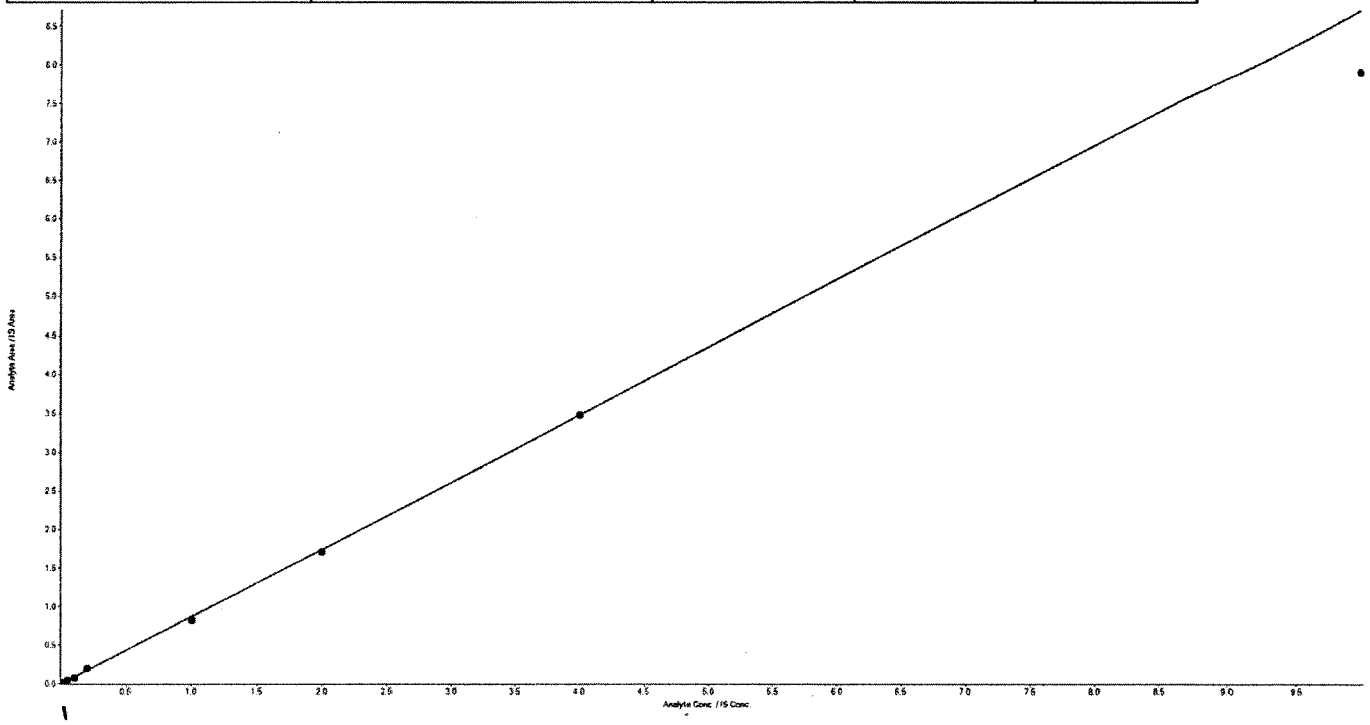

JUN 0 3 2016

Analyte Name: d9-EtFOSE 1
Internal Standard: N_mefosa_d3

Data File	051116\1007.wiff	**Result Table**	051116.rdb
Acquisition Date	5/11/2016 12:03:41 PM	**Algorithm Used**	MQL
Acquisition Method	PFC_090315 schedule mrm.dam	**Instrument Name**	LCMS02
Project			

Regression Equation: y = 1.64 x (std. dev. = 0.157)

Exp Conc (ng/mL)	Calc Conc (ng/mL)	% Accuracy	STD	%CV
5	5.000	100	0.48	9.5

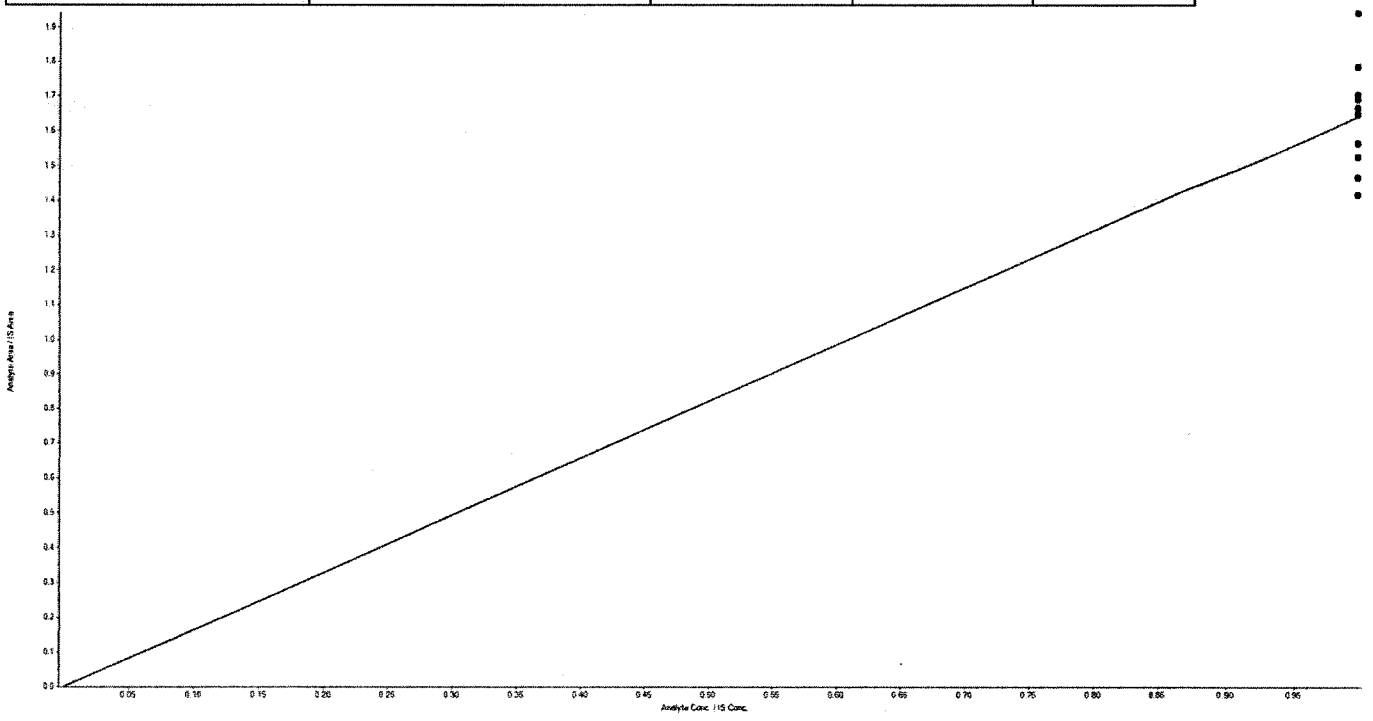

JUN 0 3 2016

Analyte Name: d5-NEtFOSA 1
Internal Standard: N_mefosa_d3

Data File	051116\1007.wiff	**Result Table**	051116.rdb
Acquisition Date	5/11/2016 12:03:41 PM	**Algorithm Used**	MQL
Acquisition Method	PFC_090315 schedule mrm.dam	**Instrument Name**	LCMS02
Project			

Regression Equation: y = 1.05 x (std. dev. = 0.0735)

Exp Conc (ng/mL)	Calc Conc (ng/mL)	% Accuracy	STD	%CV
5	5.000	100	0.35	7.0

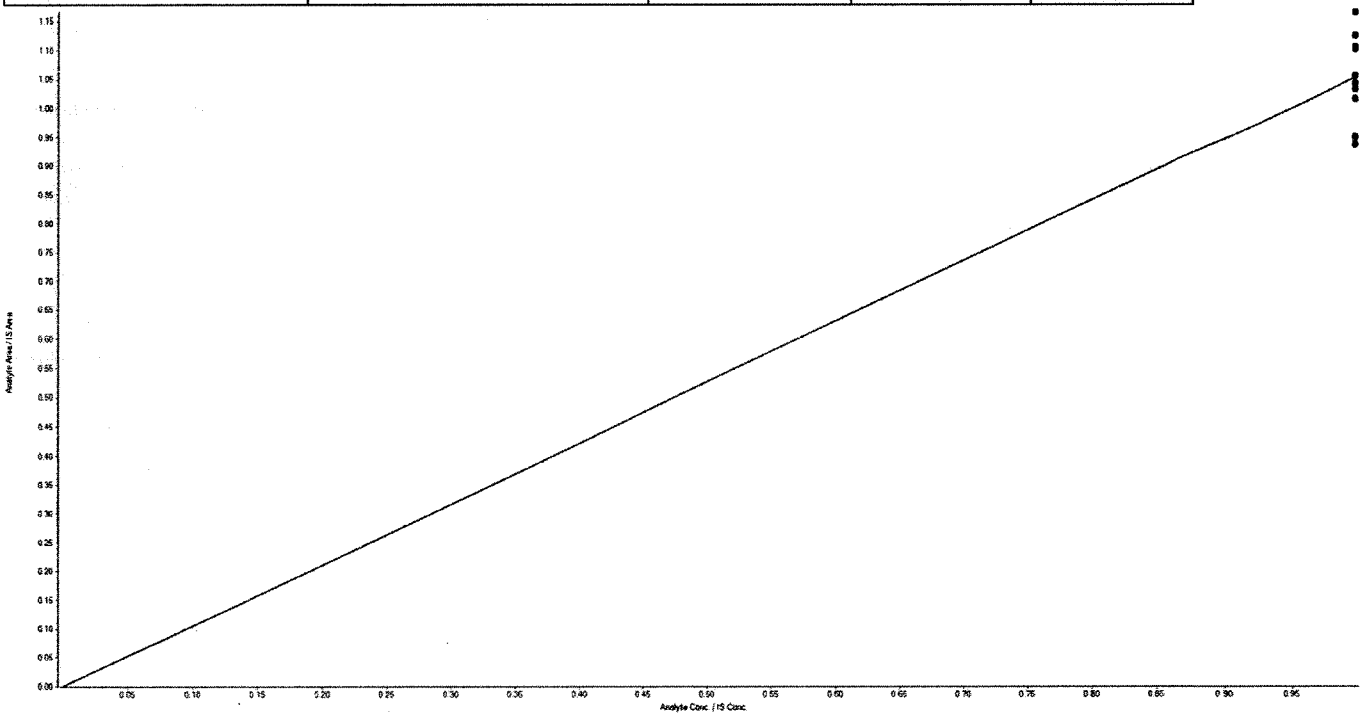

JUN 0 3 2016

Analyte Name: d7-NMeFOSE 1
Internal Standard: N_mefosa_d3

Data File	051116\1007.wiff	**Result Table**	051116.rdb
Acquisition Date	5/11/2016 12:03:41 PM	**Algorithm Used**	MQL
Acquisition Method	PFC_090315 schedule mrm.dam	**Instrument Name**	LCMS02
Project			

Regression Equation: y = 1.27 x (std. dev. = 0.0991)

Exp Conc (ng/mL)	Calc Conc (ng/mL)	% Accuracy	STD	%CV
5	5.000	100	0.39	7.8

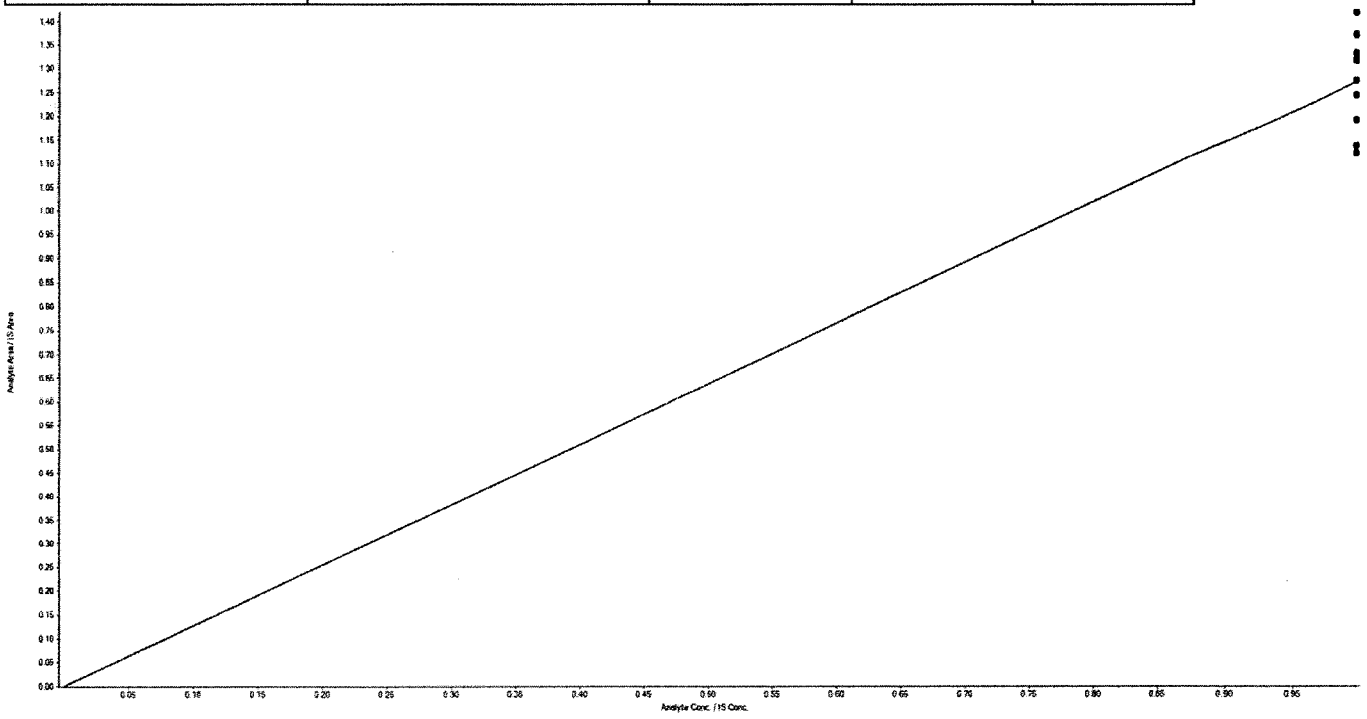

JUN 0 3 2016

Analyte Name: 13C_PFBA 1
Internal Standard: N_mefosa_d3

Data File	051116\1007.wiff	**Result Table**	051116.rdb
Acquisition Date	5/11/2016 12:03:41 PM	**Algorithm Used**	MQL
Acquisition Method	PFC_090315 schedule mrm.dam	**Instrument Name**	LCMS02
Project			

Regression Equation: y = 4.41 x (std. dev. = 0.261)

Exp Conc (ng/mL)	Calc Conc (ng/mL)	% Accuracy	STD	%CV
5	5.000	100	0.30	5.9

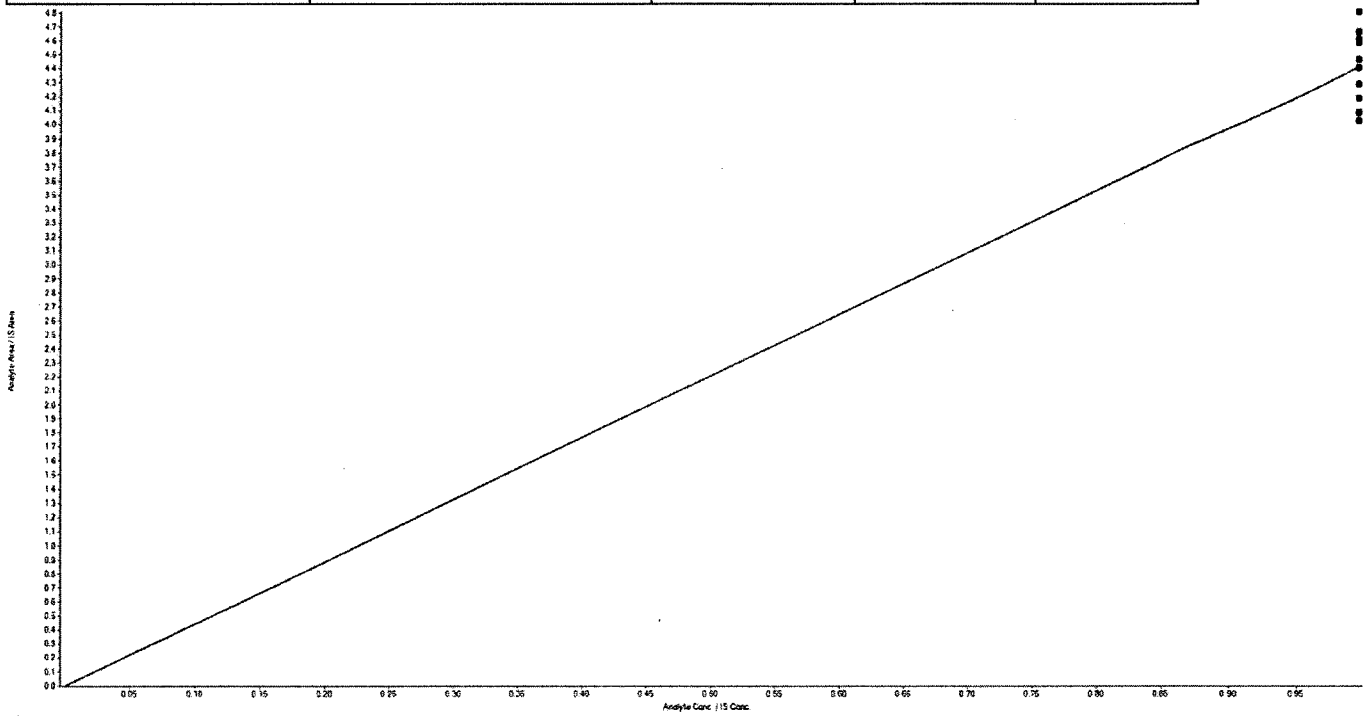

JUN 0 3 2016

Analyte Name: 13C_PFHXA 1
Internal Standard: N_mefosa_d3

Data File	051116\1007.wiff	**Result Table**	051116.rdb
Acquisition Date	5/11/2016 12:03:41 PM	**Algorithm Used**	MQL
Acquisition Method	PFC_090315 schedule mrm.dam	**Instrument Name**	LCMS02
Project			

Regression Equation: y = 6.38 x (std. dev. = 0.395)

Exp Conc (ng/mL)	Calc Conc (ng/mL)	% Accuracy	STD	%CV
5	5.000	100	0.31	6.2

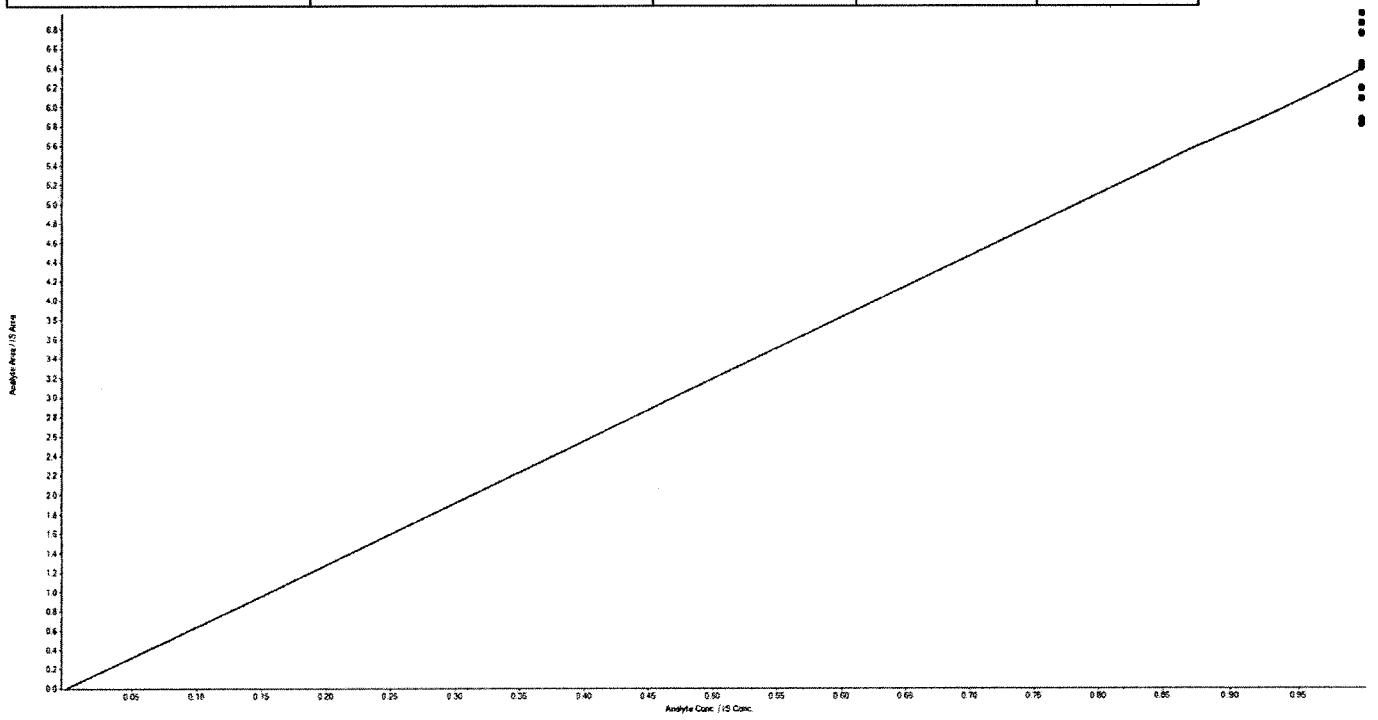

JUN 0 3 2016

Analyte Name: 13C-PFOA 1
Internal Standard: N_mefosa_d3

Data File	051116\1007.wiff	**Result Table**	051116.rdb
Acquisition Date	5/11/2016 12:03:41 PM	**Algorithm Used**	MQL
Acquisition Method	PFC_090315 schedule mrm.dam	**Instrument Name**	LCMS02
Project			

Regression Equation: y = 4.97 x (std. dev. = 0.349)

Exp Conc (ng/mL)	Calc Conc (ng/mL)	% Accuracy	STD	%CV
5	5.000	100	0.35	7.0

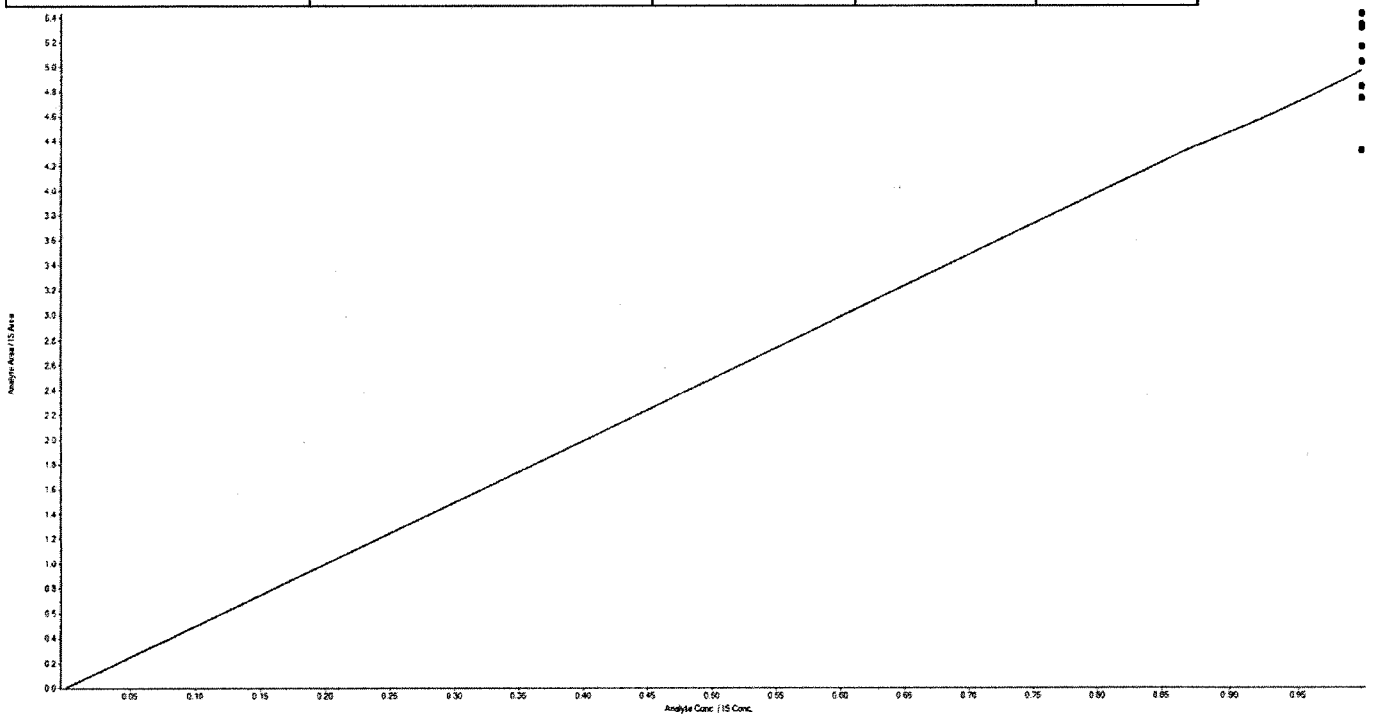

JUN 0 3 2016

Analyte Name: 13C-PFNA 1
Internal Standard: N_mefosa_d3

Data File	051116\1007.wiff	**Result Table**	051116.rdb
Acquisition Date	5/11/2016 12:03:41 PM	**Algorithm Used**	MQL
Acquisition Method	PFC_090315 schedule mrm.dam	**Instrument Name**	LCMS02
Project			

Regression Equation: y = 5.5 x (std. dev. = 0.423)

Exp Conc (ng/mL)	Calc Conc (ng/mL)	% Accuracy	STD	%CV
5	5.000	100	0.38	7.7

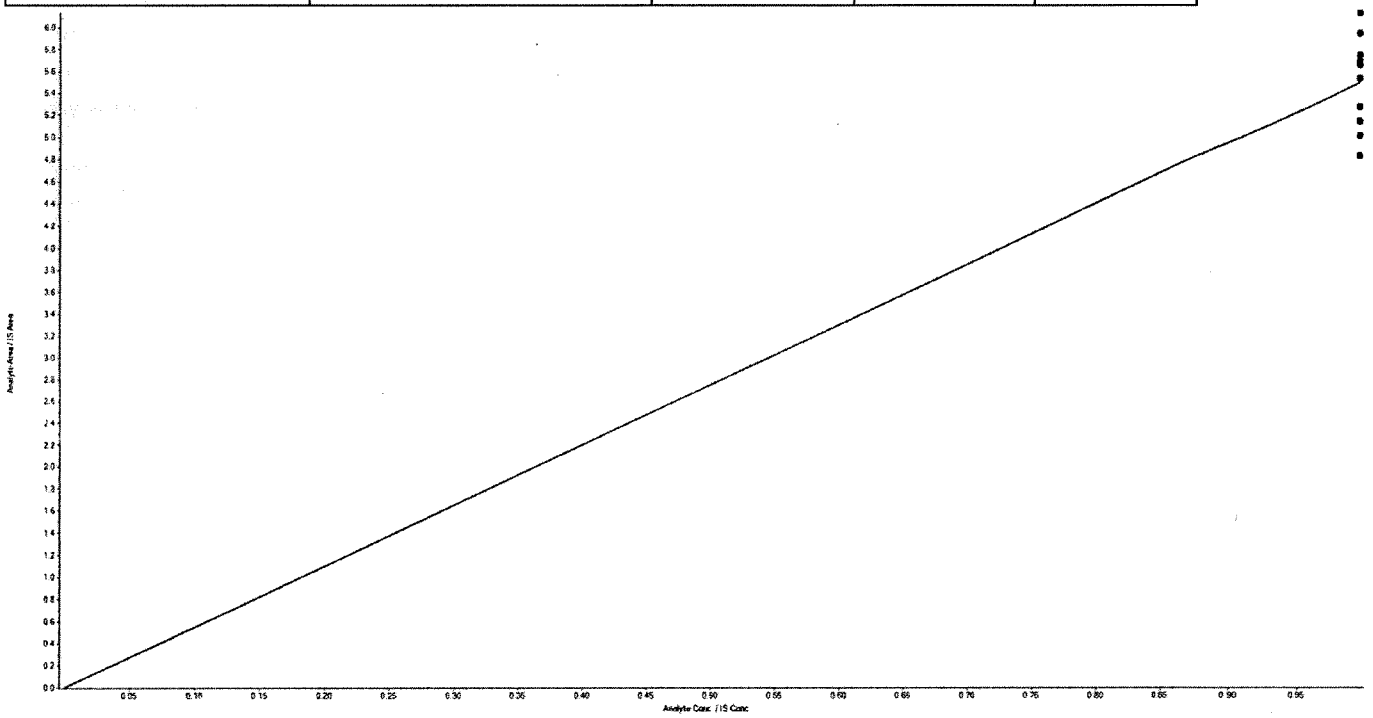

JUN 03 2016

Analyte Name: 13C-PFOS 1
Internal Standard: N_mefosa_d3

Data File	051116\1007.wiff	**Result Table**	051116.rdb
Acquisition Date	5/11/2016 12:03:41 PM	**Algorithm Used**	MQL
Acquisition Method	PFC_090315 schedule mrm.dam	**Instrument Name**	LCMS02
Project			

Regression Equation: y = 4.18 x (std. dev. = 0.247)

Exp Conc (ng/mL)	Calc Conc (ng/mL)	% Accuracy	STD	%CV
5	5.000	100	0.30	5.9

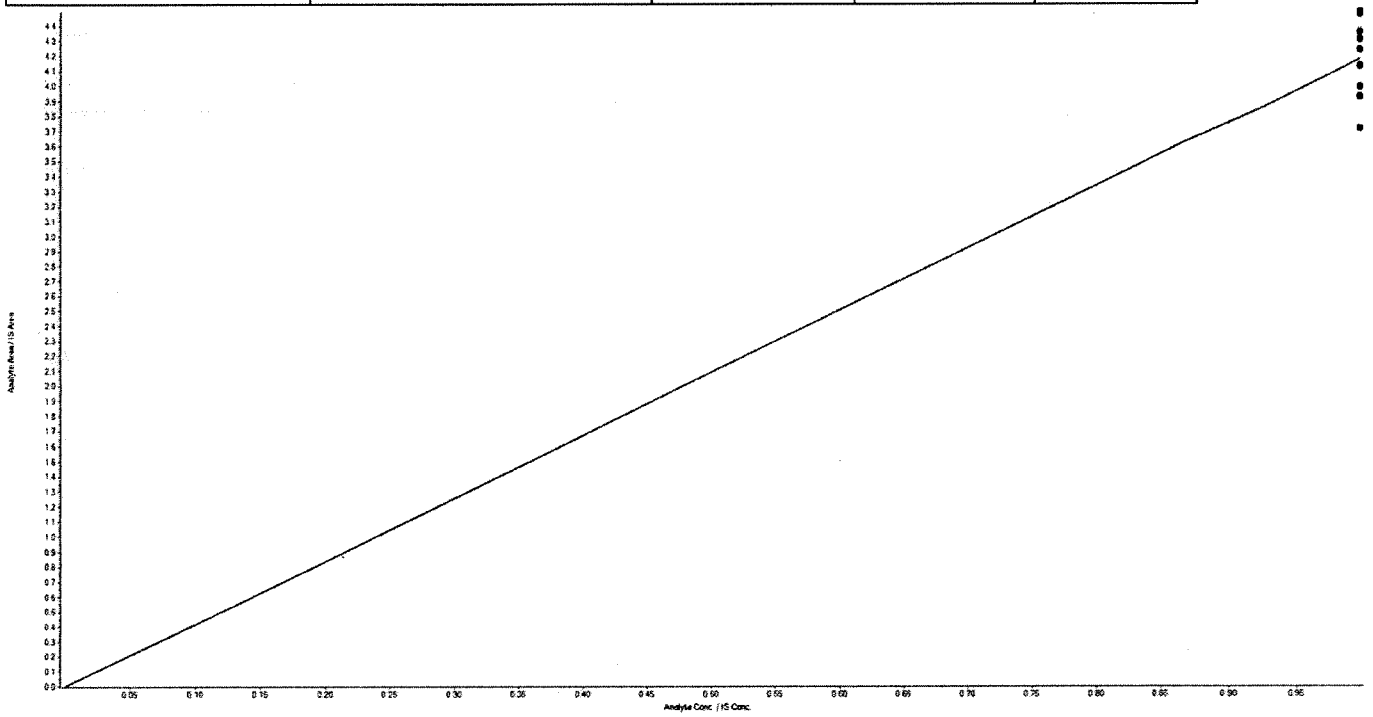

JUN 03 2016

Created with Analyst Reporter
Printed: 6/2/2016 6:08 PM

Analyte Name: 13C-PFDA 1
Internal Standard: N_mefosa_d3

Data File	051116\1007.wiff	**Result Table**	051116.rdb
Acquisition Date	5/11/2016 12:03:41 PM	**Algorithm Used**	MQL
Acquisition Method	PFC_090315 schedule mrm.dam	**Instrument Name**	LCMS02
Project			

Regression Equation: y = 4.81 x (std. dev. = 0.325)

Exp Conc (ng/mL)	Calc Conc (ng/mL)	% Accuracy	STD	%CV
5	5.000	100	0.34	6.8

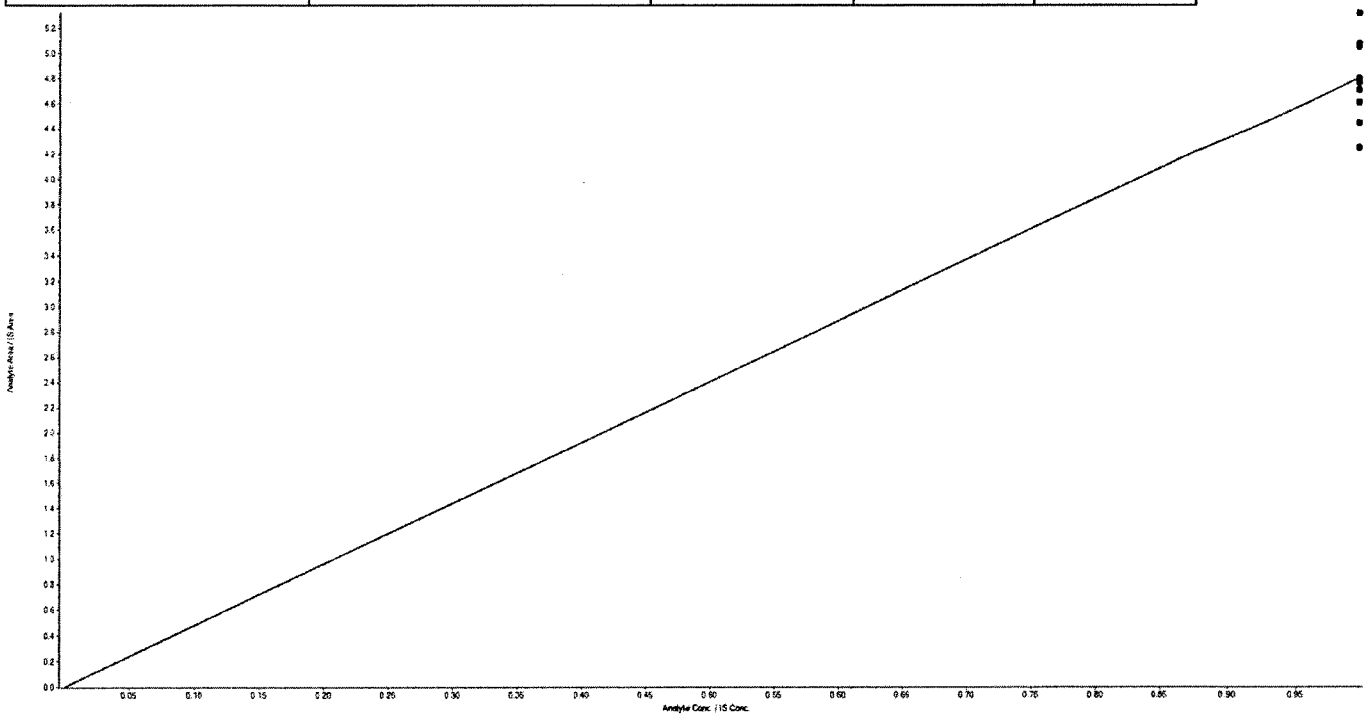

JUN 03 2016

Analyte Name: 13C-PFUNA 1
Internal Standard: N_mefosa_d3

Data File	051116\1007.wiff	**Result Table**	051116.rdb
Acquisition Date	5/11/2016 12:03:41 PM	**Algorithm Used**	MQL
Acquisition Method	PFC_090315 schedule mrm.dam	**Instrument Name**	LCMS02
Project			

Regression Equation: y = 1.02 x (std. dev. = 0.103)

Exp Conc (ng/mL)	Calc Conc (ng/mL)	% Accuracy	STD	%CV
5	5.000	100	0.51	10.1

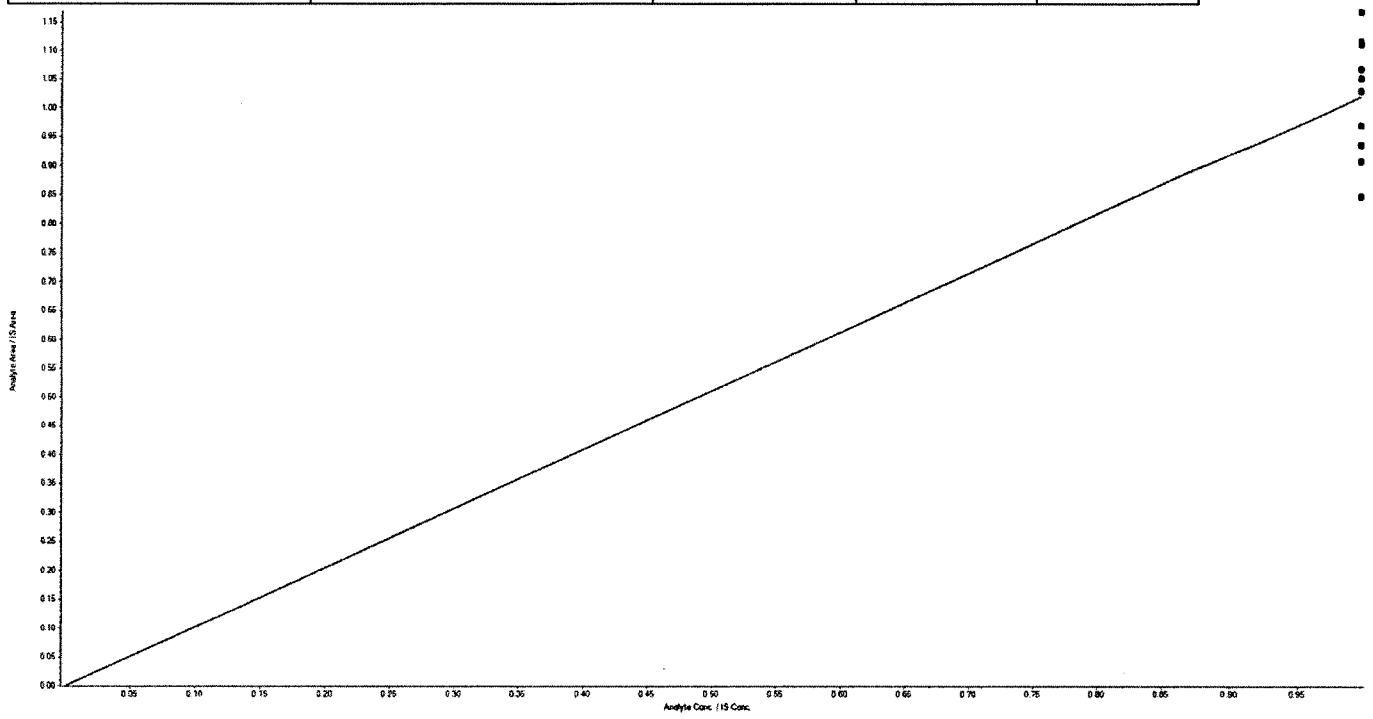

JUN 0 3 2016

Analyte Name: 18O-PFHxS 1
Internal Standard: N_mefosa_d3

Data File	051116\1007.wiff	**Result Table**	051116.rdb
Acquisition Date	5/11/2016 12:03:41 PM	**Algorithm Used**	MQL
Acquisition Method	PFC_090315 schedule mrm.dam	**Instrument Name**	LCMS02
Project			

Regression Equation: y = 2.16 x (std. dev. = 0.135)

Exp Conc (ng/mL)	Calc Conc (ng/mL)	% Accuracy	STD	%CV
5	5.000	100	0.31	6.2

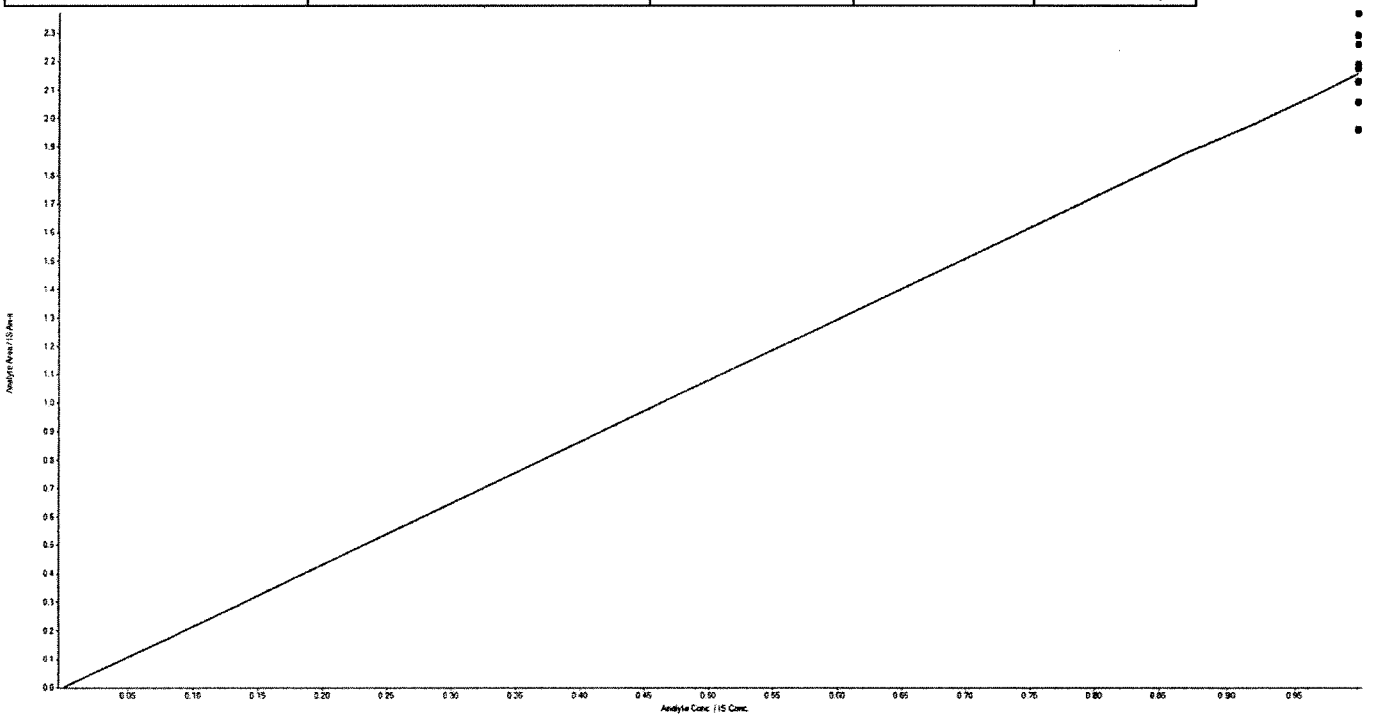

JUN 0 3 2016

Analyte Name: 13C-PFDoA 1
Internal Standard: N_mefosa_d3

Data File	051116\1007.wiff	**Result Table**	051116.rdb
Acquisition Date	5/11/2016 12:03:41 PM	**Algorithm Used**	MQL
Acquisition Method	PFC_090315 schedule mrm.dam	**Instrument Name**	LCMS02
Project			

Regression Equation: y = 0.0658 x (std. dev. = 0.00381)

Exp Conc (ng/mL)	Calc Conc (ng/mL)	% Accuracy	STD	%CV
5	5.000	100	0.29	5.8

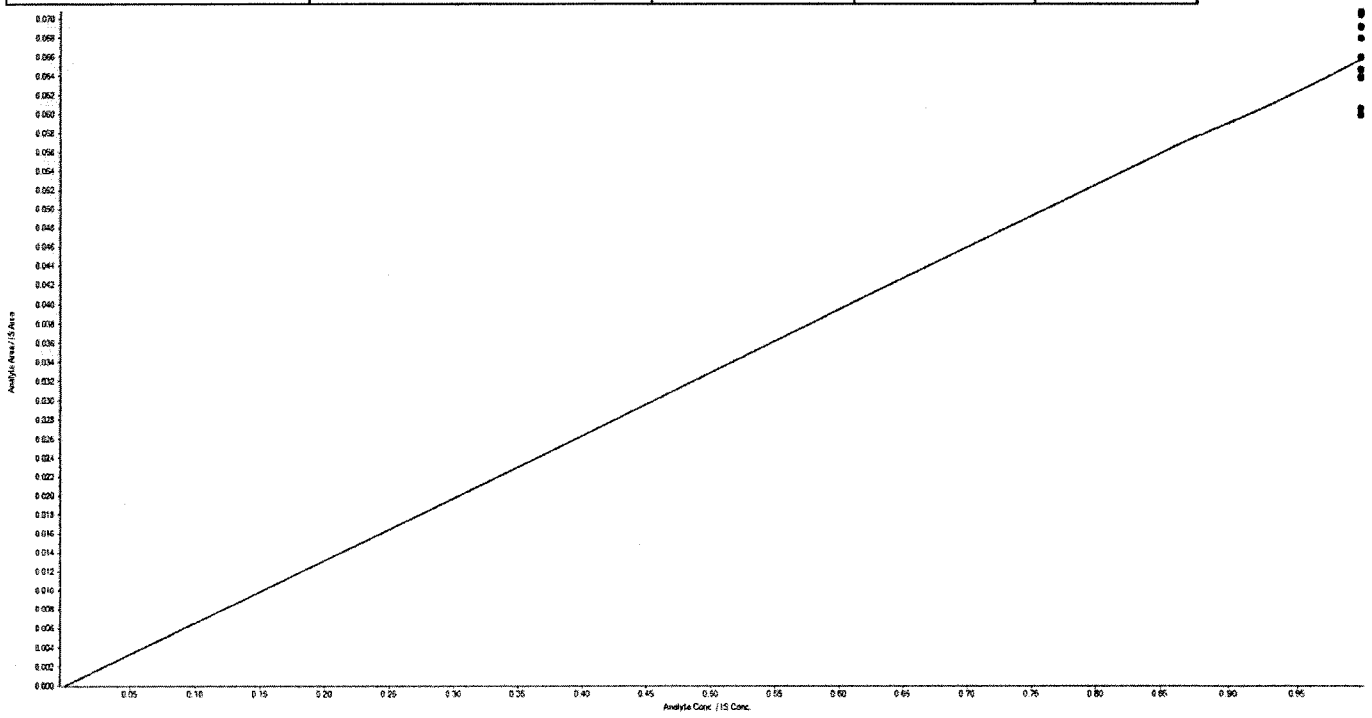

JUN 0 3 2016

Analyte Name: PFTrDA 1
Internal Standard: 13c-pfdoda

Data File	051116\1007.wiff	**Result Table**	051116.rdb
Acquisition Date	5/11/2016 12:03:41 PM	**Algorithm Used**	MQL
Acquisition Method	PFC_090315 schedule mrm.dam	**Instrument Name**	LCMS02
Project			

Regression Equation: y = 61 x (std. dev. = 7.58)

12.4

Exp Conc (ng/mL)	Calc Conc (ng/mL)	% Accuracy	STD	%CV
0.05	0.054	107	NaN	NaN
0.1	0.093	93	NaN	NaN
0.25	0.274	110	NaN	NaN
0.5	0.380	76	NaN	NaN
1	1.099	110	NaN	NaN
5	4.848	97	NaN	NaN
10	10.733	107	NaN	NaN

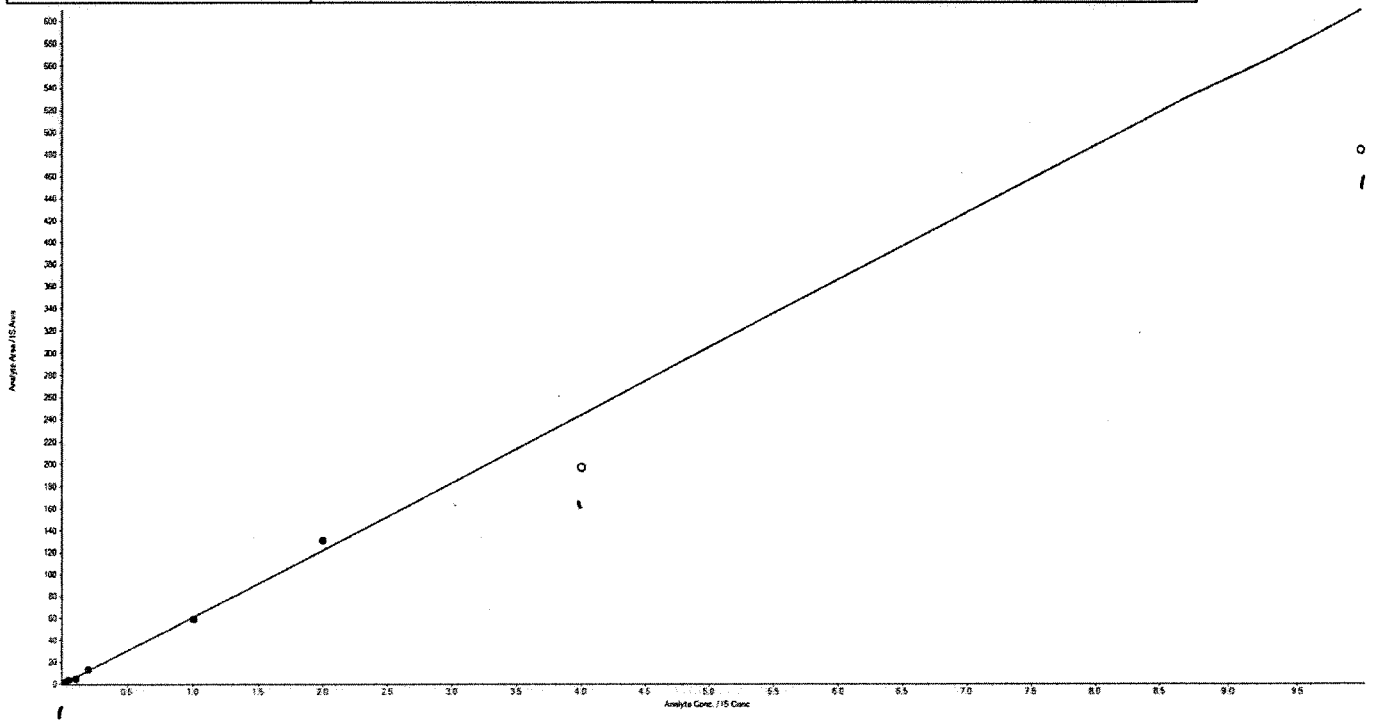

JUN 0 3 2016

Analyte Name: 6_2-FTS 1
Internal Standard: 13C2-6_2-FTS

Data File	051116\1007.wiff	**Result Table**	051116.rdb
Acquisition Date	5/11/2016 12:03:41 PM	**Algorithm Used**	MQL
Acquisition Method	PFC_090315 schedule mrm.dam	**Instrument Name**	LCMS02
Project			

Regression Equation: y = -2.09 x^2 + 20.2 x + -0.0361 (r = 0.9985)

Exp Conc (ng/mL)	Calc Conc (ng/mL)	% Accuracy	STD	%CV
0.1	0.115	115	NaN	NaN
0.25	0.248	99	NaN	NaN
0.5	0.389	78	NaN	NaN
1	1.075	107	NaN	NaN
5	5.069	101	NaN	NaN
10	9.951	100	NaN	NaN

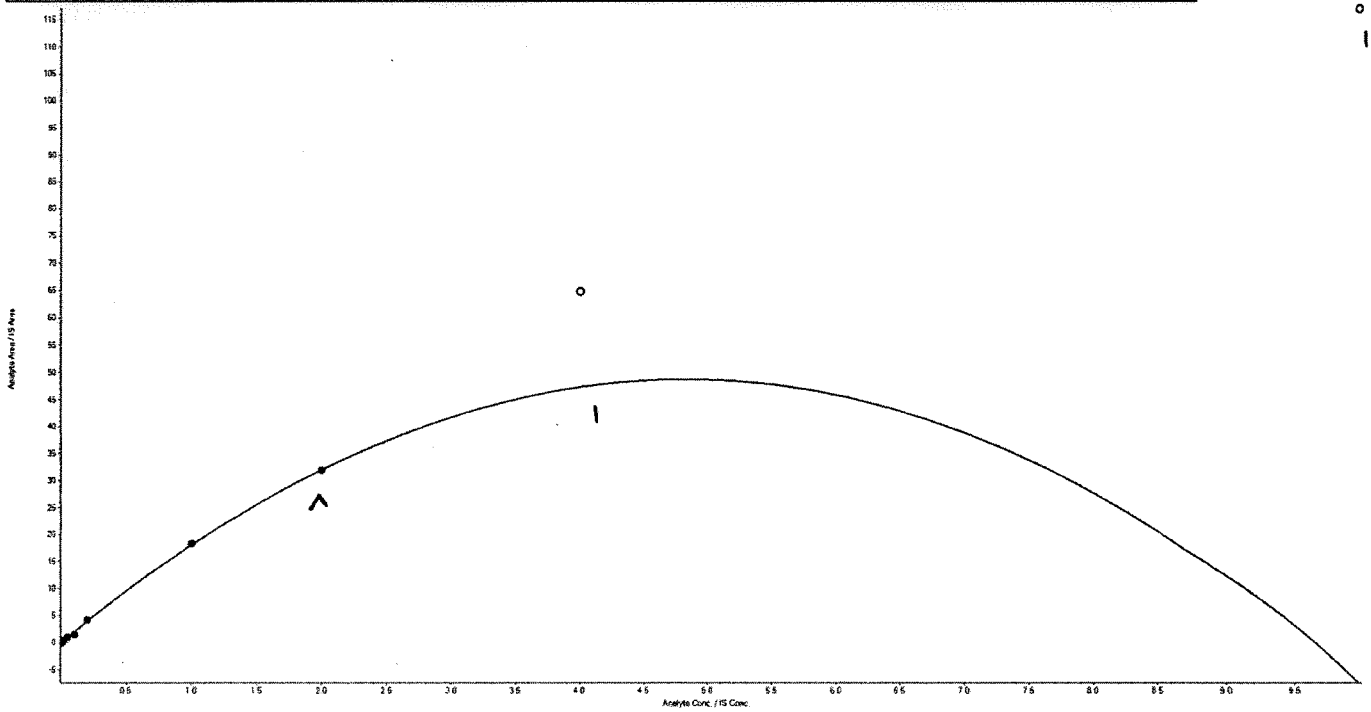

JUN 0 3 2016

Analyte Name: 8_2-FTS 1
Internal Standard: 13C2-6_2-FTS

Data File	051116\1007.wiff	**Result Table**	051116.rdb
Acquisition Date	5/11/2016 12:03:41 PM	**Algorithm Used**	MQL
Acquisition Method	PFC_090315 schedule mrm.dam	**Instrument Name**	LCMS02
Project			

Regression Equation: y = 17.6 x (std. dev. = 2.64)

15.0

Exp Conc (ng/mL)	Calc Conc (ng/mL)	% Accuracy	STD	%CV
0.1	0.115	115	NaN	NaN
0.25	0.245	98	NaN	NaN
0.5	0.434	87	NaN	NaN
1	1.221	122	NaN	NaN
5	4.563	91	NaN	NaN
10	8.704	87	NaN	NaN

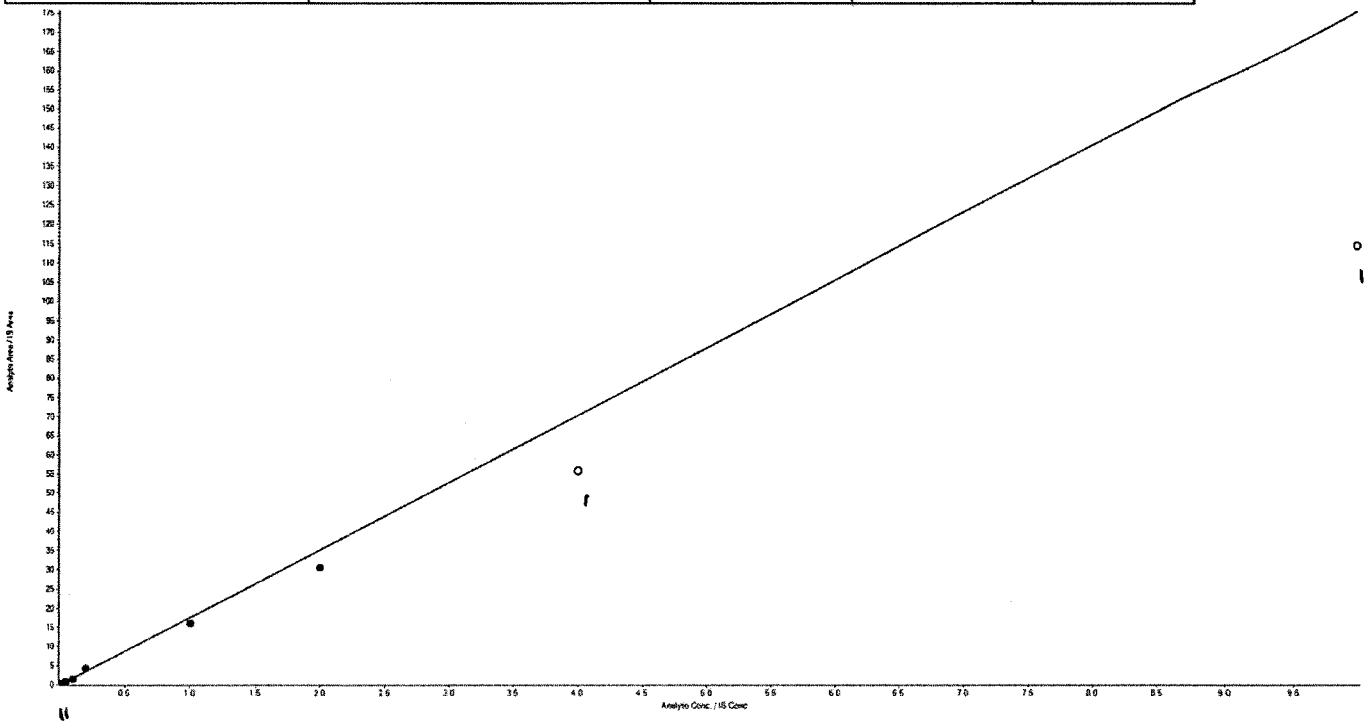

JUN 0 3 2016

Analyte Name: 13C2-6_2-FTS 1
Internal Standard: N_mefosa_d3

Data File	051116\1007.wiff	**Result Table**	051116.rdb
Acquisition Date	5/11/2016 12:03:41 PM	**Algorithm Used**	MQL
Acquisition Method	PFC_090315 schedule mrm.dam	**Instrument Name**	LCMS02
Project			

Regression Equation: y = 0.103 x (std. dev. = 0.0098)

Exp Conc (ng/mL)	Calc Conc (ng/mL)	% Accuracy	STD	%CV
5	5.000	100	0.47	9.5

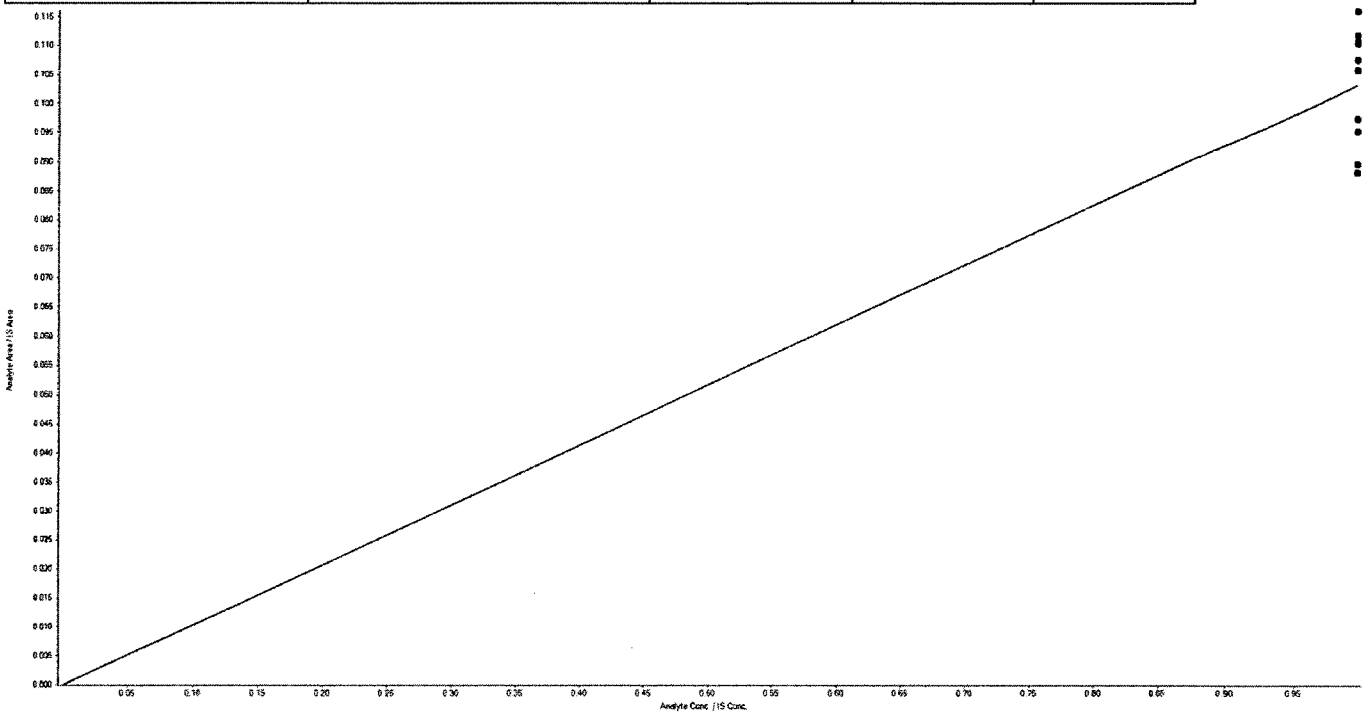

JUN 0 3 2016

Project	Ewan's Projects\PFCs
Data File	051116\1007.wiff
Result Table	051116.rdb
Instrument Name	LCMS02

Sample Name	IB	**Injection Volume**	10
Acquisition Date	5/11/2016 12:03:41 PM	**Sample Type**	Unknown
Acquisition Method	PFC_090315 schedule mrm.dam	**Dilution Factor**	1.00
Injection Vial	1	**Weight to Volume**	0.00

Results Summary

Analyte Name	IS Name	IS Area	Analyte RT (Exp RT)	Analyte Area	Calc. Conc (ng/mL)	Modified?
Pfba 1	13c_pfba	2006905	0.00 (2.50)	0	N/A	No
Pfpea 1	13c_pfhxa	2947124	4.96 (4.96)	1945	0.0060	No
Pfbs 1	18o-pfhs	983199	5.41 (5.43)	1601	0.0030	No
Pfhxa 1	13c_pfhxa	2947124	6.52 (6.52)	24357	0.0470	No
Pfhpa 1	13c_pfhxa	2947124	0.00 (7.51)	0	N/A	No
Pfhxs 1	18o-pfhs	983199	7.60 (7.60)	32989	0.0600	No
Pfoa 1	13c-pfoa	2265674	8.25 (8.26)	7706	0.0320	No
Pfna 1	13c-pfna	2636428	0.00 (8.84)	0	N/A	No
Pfos 1	13c-pfos	1946273	8.70 (8.85)	16163	0.0450	No
Pfda 1	13c-pfda	2180804	0.00 (9.33)	0	N/A	No
Pfuna 1	13c-pfuna	451328	9.75 (9.76)	3598	0.0150	No
Pfds 1	13c-pfos	1946273	0.00 (9.75)	0	N/A	No
Pfdoa 1	13c-pfdoda	28495	0.00 (10.10)	0	N/A	No
Fosa 1	d5-NEtFOSA	445930	9.92 (9.88)	2078	0.0040	No
Pfteda 1	13c-pfdoda	28495	10.70 (10.70)	671	0.0040	No
PFHpS 1	18o-pfhs	983199	0.00 (8.29)	0	N/A	No
NMeFOSE 1	d7-NMeFOSE	585239	0.00 (10.70)	0	N/A	No
NMeFOSA 1	d7-NMeFOSE	585239	0.00 (10.70)	0	N/A	No
NEtFOSE 1	d9-EtFOSE	736039	11.20 (11.00)	968	0.0060	No
NEtFOSA 1	d5-NEtFOSA	445930	0.00 (11.00)	0	N/A	No

JUN 0 3 2016

Analyte Name	IS Name	IS Area	Analyte RT (Exp RT)	Analyte Area	Calc. Conc (ng/mL)	Modified?
d9-EtFOSE 1	N_mefosa_d3	442717	11.00 (11.00)	736039	5.0680	No
d5-NEtFOSA 1	N_mefosa_d3	442717	11.00 (11.00)	445930	4.7840	No
d7-NMeFOSE 1	N_mefosa_d3	442717	10.70 (10.70)	585239	5.1870	No
13C_PFBA 1	N_mefosa_d3	442717	2.49 (2.49)	2006905	5.1370	No
13C_PFHXA 1	N_mefosa_d3	442717	6.52 (6.51)	2947124	5.2210	No
13C-PFOA 1	N_mefosa_d3	442717	8.26 (8.24)	2265674	5.1460	No
13C-PFNA 1	N_mefosa_d3	442717	8.84 (8.83)	2636428	5.4150	No
13C-PFOS 1	N_mefosa_d3	442717	8.85 (8.84)	1946273	5.2630	No
13C-PFDA 1	N_mefosa_d3	442717	9.33 (9.33)	2180804	5.1160	No
13C-PFUNA 1	N_mefosa_d3	442717	9.76 (9.75)	451328	4.9960	No
18O-PFHxS 1	N_mefosa_d3	442717	7.60 (7.59)	983199	5.1450	No
13C-PFDoA 1	N_mefosa_d3	442717	10.10 (10.10)	28509	4.8950	No
PFTrDA 1	13c-pfdoda	28495	0.00 (10.50)	0	N/A	No
6_2-FTS 1	13C2-6_2-FTS	36641	8.20 (8.21)	10838	0.0820	No
8_2-FTS 1	13C2-6_2-FTS	36641	9.33 (9.33)	769	0.0060	No
13C2-6_2-FTS 1	N_mefosa_d3	442717	8.21 (8.19)	36641	4.0040	No

IRC Summary

Analyte Peak Name	RT (Exp RT)	Area	Modified?	Calc (Exp) MRM Ratio	Ratio Confirms ID
Pfba 2	0.00 (2.50)	0	No	0.00 (0.99)	No
Pfpea 2	0.00 (4.96)	0	No	0.00 (1.00)	No
Pfbs 2	0.00 (5.42)	0	No	0.00 (0.41)	No
Pfhxa 2	6.51 (6.52)	2345	No	0.10 (0.09)	YES
Pfhpa 2	0.00 (7.51)	0	No	0.00 (0.38)	No
Pfhxs 2	7.60 (7.60)	12830	No	0.39 (0.40)	YES
Pfoa 2	8.26 (8.26)	13000	No	1.69 (1.87)	YES
Pfna 2	0.00 (8.85)	0	No	0.00 (0.28)	No

Analyte Peak Name	RT (Exp RT)	Area	Modified?	Calc (Exp) MRM Ratio	Ratio Confirms ID
Pfos 2	8.85 (8.85)	2457	No	0.15 (0.34)	No
Pfda 2	0.00 (9.33)	0	No	0.00 (0.19)	No
Pfuna 2	0.00 (9.76)	0	No	0.00 (0.33)	No
Pfds 2	0.00 (9.75)	0	No	0.00 (0.29)	No
Pfdoa 2	0.00 (10.10)	0	No	0.00 (0.30)	No
Fosa 2	0.00 (9.88)	0	No	0.00 (0.03)	No
Pfteda 2	0.00 (10.70)	0	No	0.00 (0.22)	No
PFHpS 2	0.00 (8.29)	0	No	0.00 (0.41)	No
NMeFOSE 2	0.00 (10.70)	0	No	0.00 (0.01)	No
NMeFOSA 2	0.00 (10.70)	0	No	0.00 (0.99)	No
NEtFOSE 2	0.00 (11.00)	0	No	0.00 (0.00)	No
NEtFOSA 2	0.00 (11.00)	0	No	0.00 (0.67)	No
PFTrDA 2	0.00 (10.50)	0	No	0.00 (0.22)	No
6_2-FTS 2	8.21 (8.21)	15260	No	1.41 (1.28)	YES
8_2-FTS 2	0.00 (9.33)	0	No	0.00 (0.10)	No

Quantitative Peak Review **IB** ***No data for Sample ID***

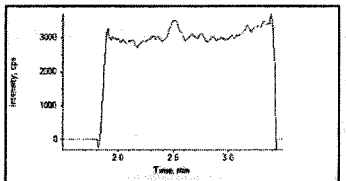
Pfba 1
213.000/169.000 Da
□ Baseline □ Missed
□ Wrong Peak

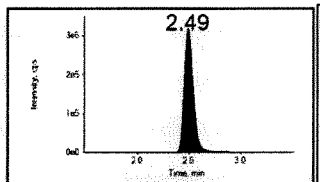

13c_pfba
217.000/172.000 Da
□ Baseline □ Missed
□ Wrong Peak

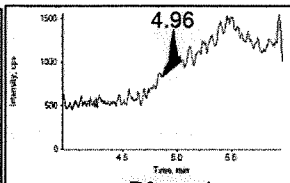

Pfpea 1
263.000/219.000 Da
□ Baseline □ Missed
□ Wrong Peak

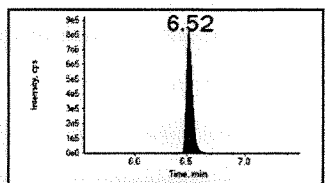

13c_pfhxa
315.000/270.000 Da
□ Baseline □ Missed
□ Wrong Peak

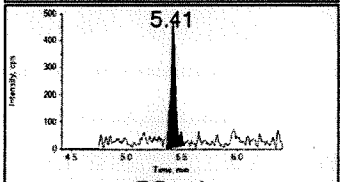

Pfbs 1
299.000/80.000 Da
□ Baseline □ Missed
□ Wrong Peak

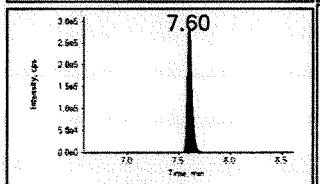

18o-pfhs
403.000/103.000 Da
□ Baseline □ Missed
□ Wrong Peak

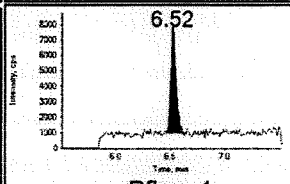

Pfhxa 1
313.000/269.000 Da
□ Baseline □ Missed
□ Wrong Peak

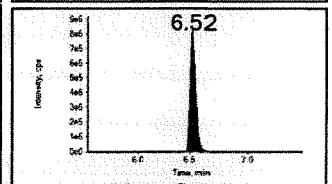

13c_pfhxa
315.000/270.000 Da
□ Baseline □ Missed
□ Wrong Peak

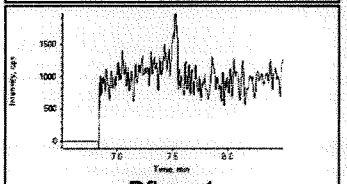
Pfhpa 1
363.000/319.000 Da
□ Baseline □ Missed
□ Wrong Peak

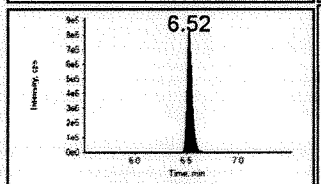

13c_pfhxa
315.000/270.000 Da
□ Baseline □ Missed
□ Wrong Peak

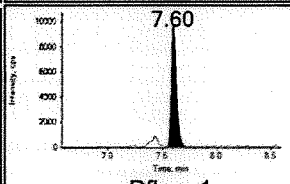

Pfhxs 1
399.000/80.000 Da
□ Baseline □ Missed
□ Wrong Peak

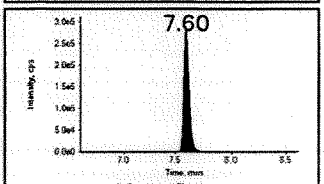

18o-pfhs
403.000/103.000 Da
□ Baseline □ Missed
□ Wrong Peak

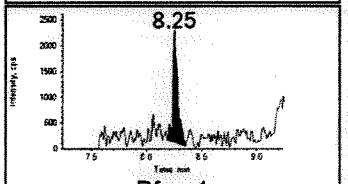

Pfoa 1
413.000/169.000 Da
□ Baseline □ Missed
□ Wrong Peak

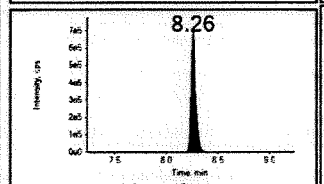

13c-pfoa
417.000/372.000 Da
□ Baseline □ Missed
□ Wrong Peak

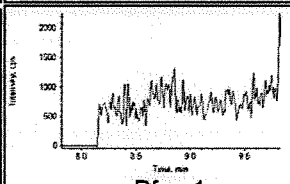
Pfna 1
463.000/419.000 Da
□ Baseline □ Missed
□ Wrong Peak

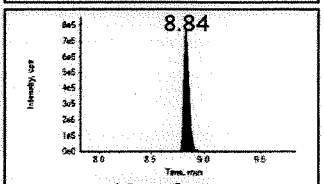

13c-pfna
468.000/423.000 Da
□ Baseline □ Missed
□ Wrong Peak

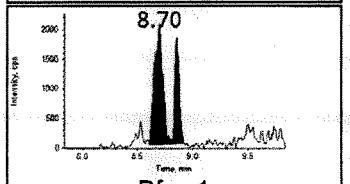

Pfos 1
499.000/80.000 Da
□ Baseline □ Missed
□ Wrong Peak

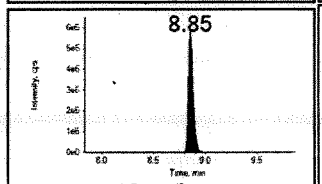

13c-pfos
503.000/80.000 Da
□ Baseline □ Missed
□ Wrong Peak

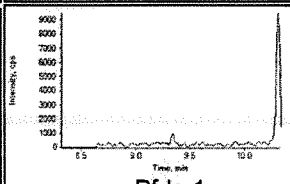
Pfda 1
513.000/469.000 Da
□ Baseline □ Missed
□ Wrong Peak

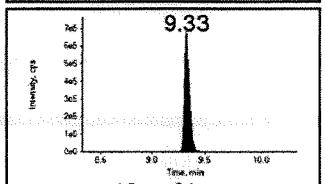

13c-pfda
515.000/470.000 Da
□ Baseline □ Missed
□ Wrong Peak

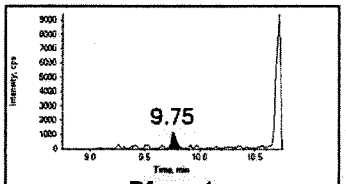

Pfuna 1
563.000/519.000 Da
□ Baseline □ Missed
□ Wrong Peak

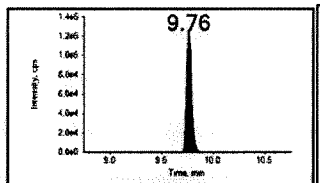

13c-pfuna
565.000/520.000 Da
□ Baseline □ Missed
□ Wrong Peak

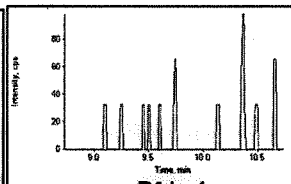

Pfds 1
599.000/80.000 Da
□ Baseline □ Missed
□ Wrong Peak

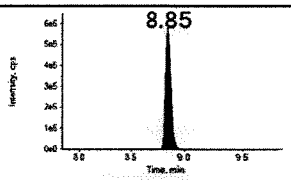

13c-pfos
503.000/80.000 Da
□ Baseline □ Missed
□ Wrong Peak

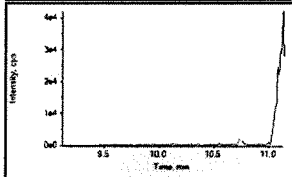

Pfdoa 1
613.000/569.000 Da
□ Baseline □ Missed
□ Wrong Peak

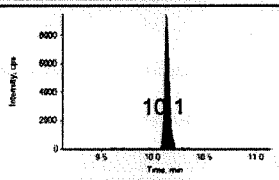

13c-pfdoda
615.000/570.000 Da
□ Baseline □ Missed
□ Wrong Peak

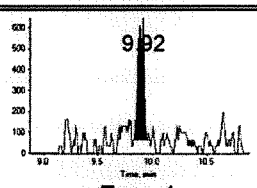

Fosa 1
498.000/78.000 Da
□ Baseline □ Missed
□ Wrong Peak

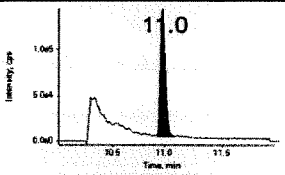

d5-NEtFOSA
531.000/169.000 Da
□ Baseline □ Missed
□ Wrong Peak

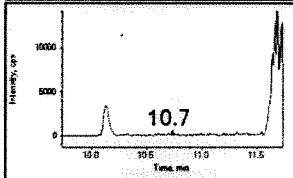

Pfteda 1
713.000/669.000 Da
□ Baseline □ Missed
□ Wrong Peak

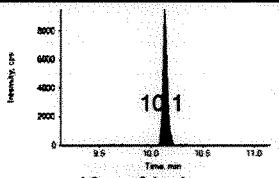

13c-pfdoda
615.000/570.000 Da
□ Baseline □ Missed
□ Wrong Peak

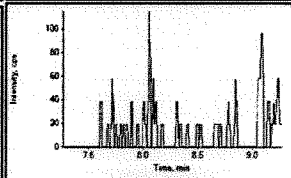

PFHpS 1
449.400/80.000 Da
□ Baseline □ Missed
□ Wrong Peak

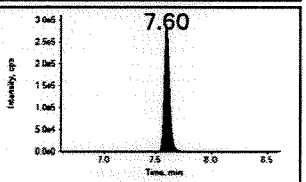

18o-pfhs
403.000/103.000 Da
□ Baseline □ Missed
□ Wrong Peak

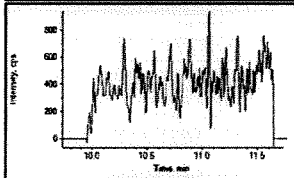

NMeFOSE 1
616.200/58.800 Da
□ Baseline □ Missed
□ Wrong Peak

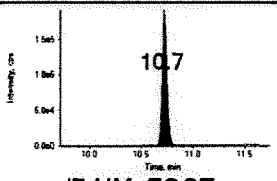

d7-NMeFOSE
623.000/59.000 Da
□ Baseline □ Missed
□ Wrong Peak

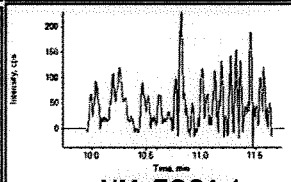

NMeFOSA 1
512.200/169.300 Da
□ Baseline □ Missed
□ Wrong Peak

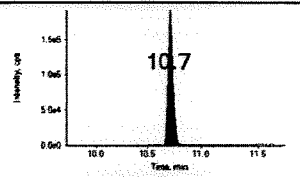

d7-NMeFOSE
623.000/59.000 Da
□ Baseline □ Missed
□ Wrong Peak

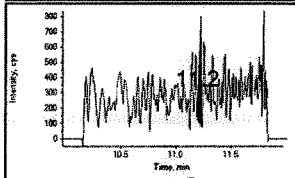

NEtFOSE 1
630.200/59.000 Da
□ Baseline □ Missed
□ Wrong Peak

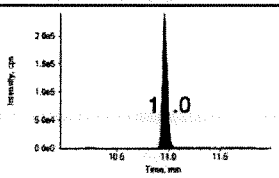

d9-EtFOSE
639.000/59.000 Da
□ Baseline □ Missed
□ Wrong Peak

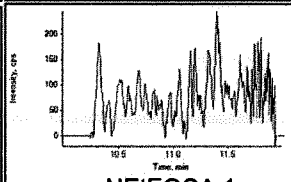

NEtFOSA 1
526.200/169.000 Da
□ Baseline □ Missed
□ Wrong Peak

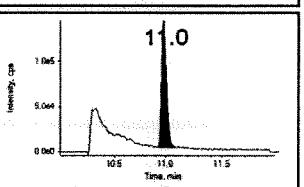

d5-NEtFOSA
531.000/169.000 Da
□ Baseline □ Missed
□ Wrong Peak

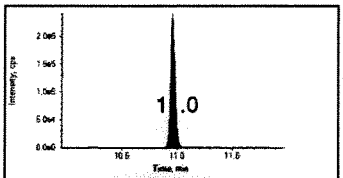

d9-EtFOSE 1
639.000/59.000 Da
□ Baseline □ Missed
□ Wrong Peak

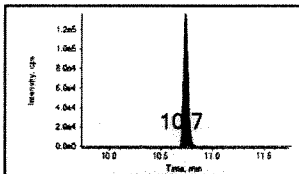

N_mefosa_d3
515.000/169.000 Da
□ Baseline □ Missed
□ Wrong Peak

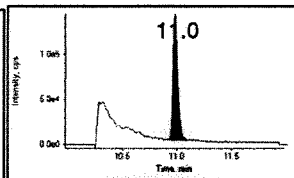

d5-NEtFOSA 1
531.000/169.000 Da
□ Baseline □ Missed
□ Wrong Peak

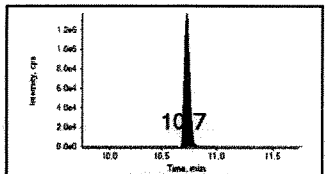

N_mefosa_d3
515.000/169.000 Da
□ Baseline □ Missed
□ Wrong Peak

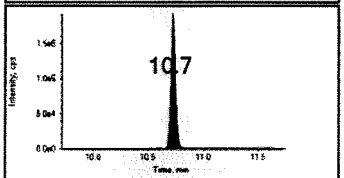

d7-NMeFOSE 1
623.000/59.000 Da
□ Baseline □ Missed
□ Wrong Peak

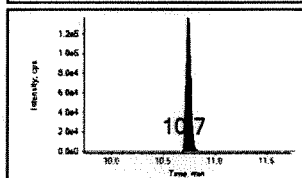

N_mefosa_d3
515.000/169.000 Da
□ Baseline □ Missed
□ Wrong Peak

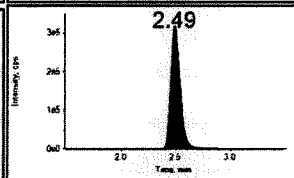

13C_PFBA 1
217.000/172.000 Da
□ Baseline □ Missed
□ Wrong Peak

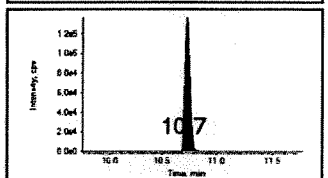

N_mefosa_d3
515.000/169.000 Da
□ Baseline □ Missed
□ Wrong Peak

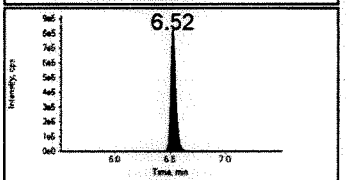

13C_PFHXA 1
315.000/270.000 Da
□ Baseline □ Missed
□ Wrong Peak

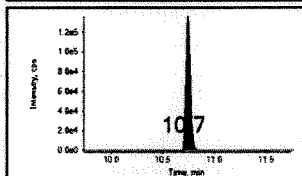

N_mefosa_d3
515.000/169.000 Da
□ Baseline □ Missed
□ Wrong Peak

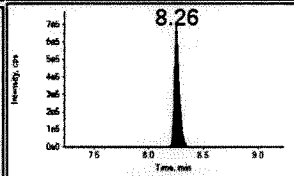

13C-PFOA 1
417.000/372.000 Da
□ Baseline □ Missed
□ Wrong Peak

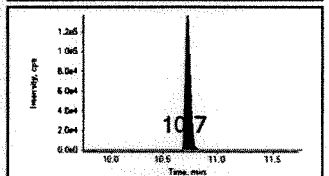

N_mefosa_d3
515.000/169.000 Da
□ Baseline □ Missed
□ Wrong Peak

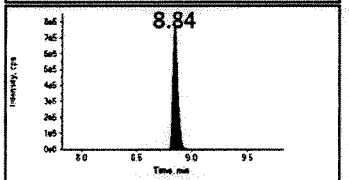

13C-PFNA 1
468.000/423.000 Da
□ Baseline □ Missed
□ Wrong Peak

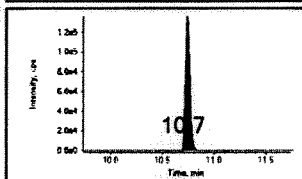

N_mefosa_d3
515.000/169.000 Da
□ Baseline □ Missed
□ Wrong Peak

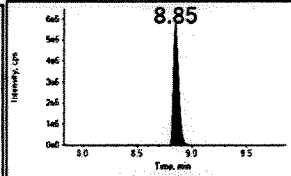

13C-PFOS 1
503.000/80.000 Da
□ Baseline □ Missed
□ Wrong Peak

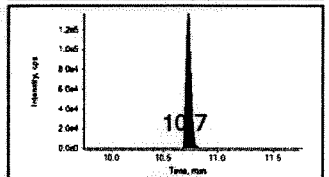

N_mefosa_d3
515.000/169.000 Da
□ Baseline □ Missed
□ Wrong Peak

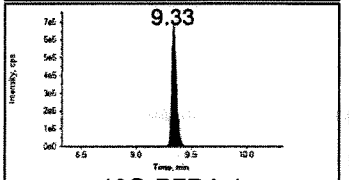

13C-PFDA 1
515.000/470.000 Da
□ Baseline □ Missed
□ Wrong Peak

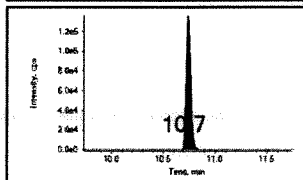

N_mefosa_d3
515.000/169.000 Da
□ Baseline □ Missed
□ Wrong Peak

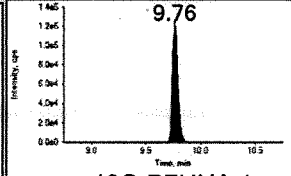

13C-PFUNA 1
565.000/520.000 Da
□ Baseline □ Missed
□ Wrong Peak

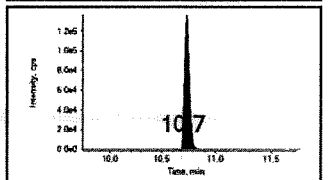

N_mefosa_d3
515.000/169.000 Da
□ Baseline □ Missed
□ Wrong Peak

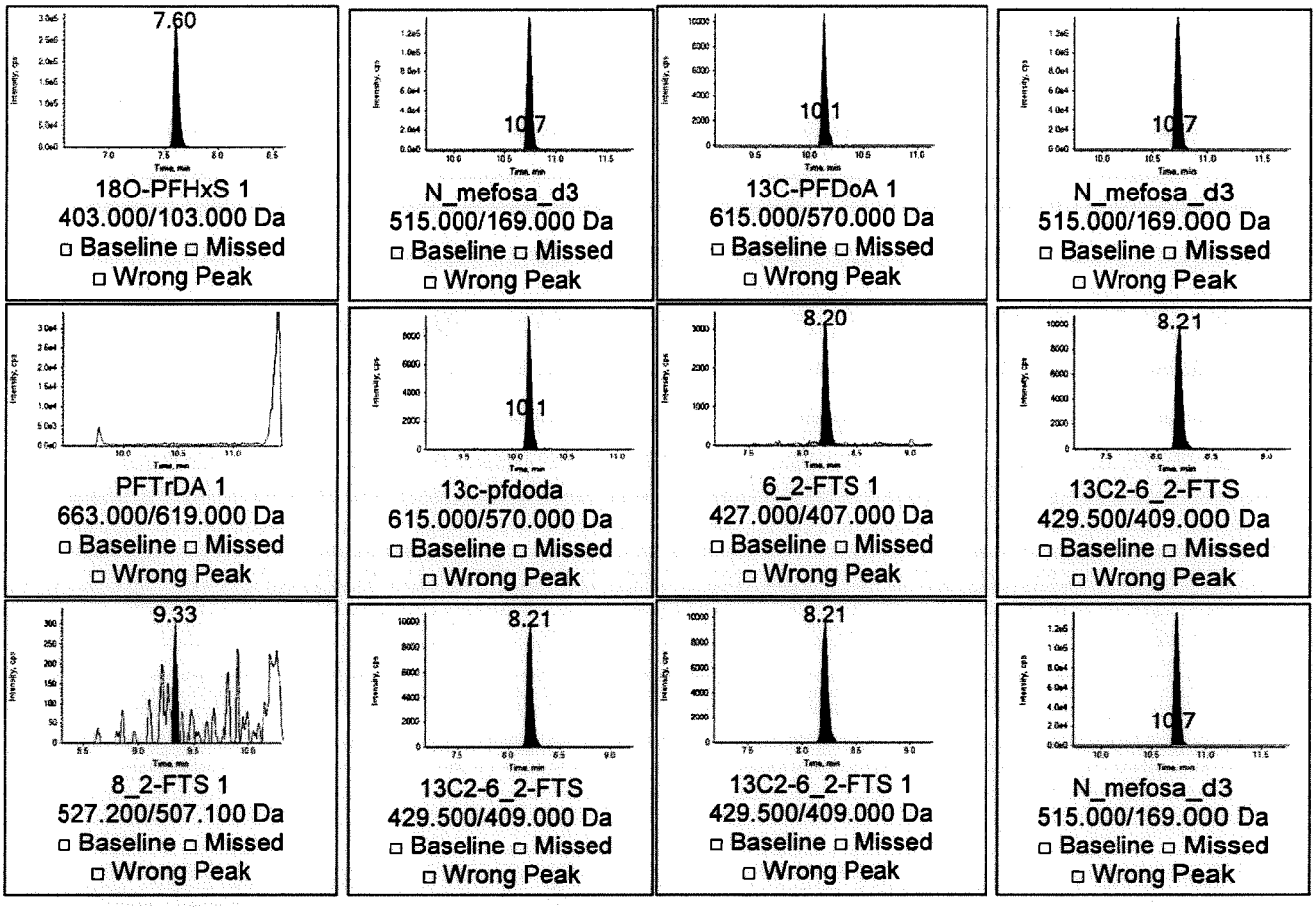

Ion Ratio Confirmation

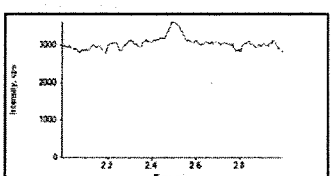

Pfba 2
Mod? No
□ Baseline □ Missed
□ Wrong Peak

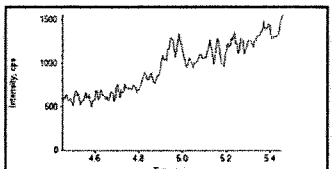

Pfpea 2
Mod? No
□ Baseline □ Missed
□ Wrong Peak

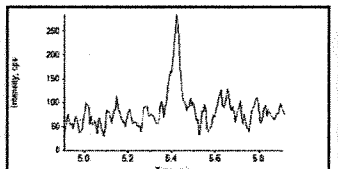

Pfbs 2
Mod? No
□ Baseline □ Missed
□ Wrong Peak

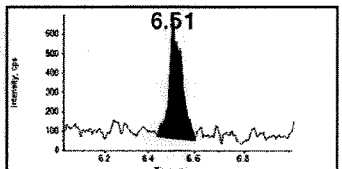

Pfhxa 2
Mod? No
□ Baseline □ Missed
□ Wrong Peak

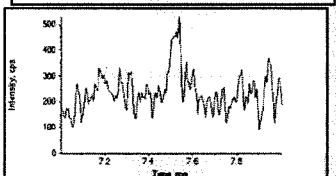

Pfhpa 2
Mod? No
□ Baseline □ Missed
□ Wrong Peak

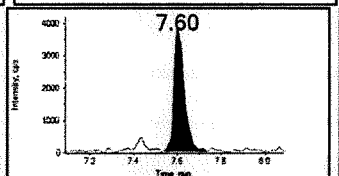

Pfhxs 2
Mod? No
□ Baseline □ Missed
□ Wrong Peak

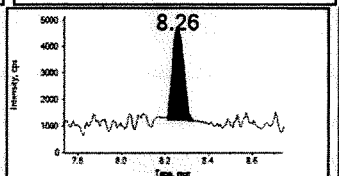

Pfoa 2
Mod? No
□ Baseline □ Missed
□ Wrong Peak

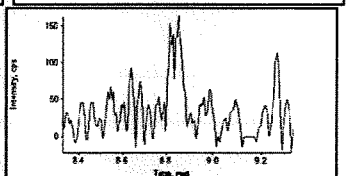

Pfna 2
Mod? No
□ Baseline □ Missed
□ Wrong Peak

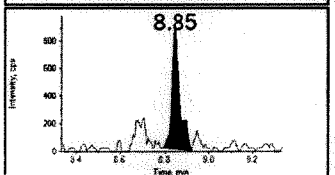

Pfos 2
Mod? No
□ Baseline □ Missed
□ Wrong Peak

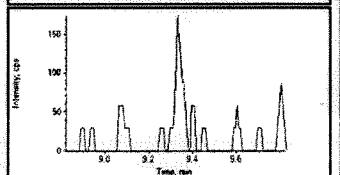

Pfda 2
Mod? No
□ Baseline □ Missed
□ Wrong Peak

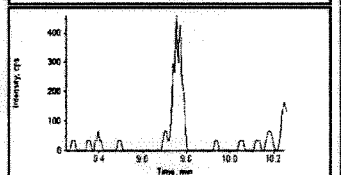

Pfuna 2
Mod? No
□ Baseline □ Missed
□ Wrong Peak

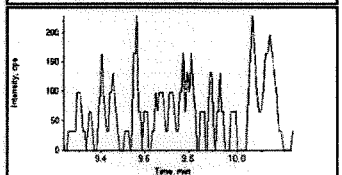

Pfds 2
Mod? No
□ Baseline □ Missed
□ Wrong Peak

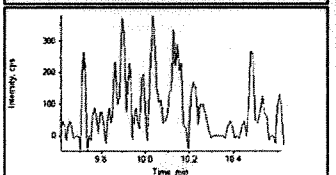

Pfdoa 2
Mod? No
□ Baseline □ Missed
□ Wrong Peak

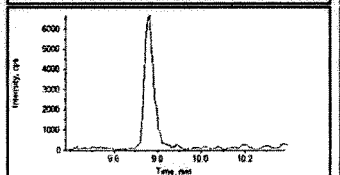

Fosa 2
Mod? No
□ Baseline □ Missed
□ Wrong Peak

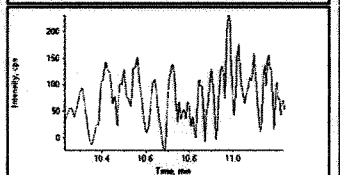

Pfteda 2
Mod? No
□ Baseline □ Missed
□ Wrong Peak

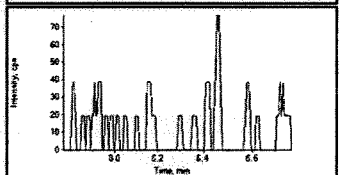

PFHpS 2
Mod? No
□ Baseline □ Missed
□ Wrong Peak

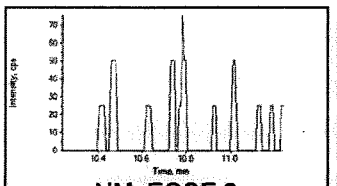

NMeFOSE 2
Mod? No
□ Baseline □ Missed
□ Wrong Peak

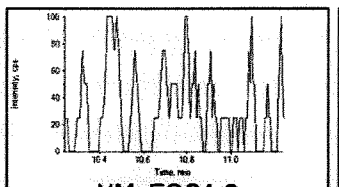

NMeFOSA 2
Mod? No
□ Baseline □ Missed
□ Wrong Peak

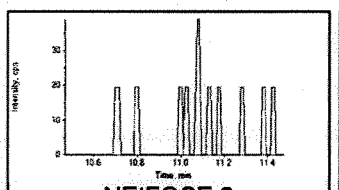

NEtFOSE 2
Mod? No
□ Baseline □ Missed
□ Wrong Peak

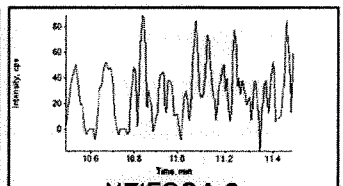

NEtFOSA 2
Mod? No
□ Baseline □ Missed
□ Wrong Peak

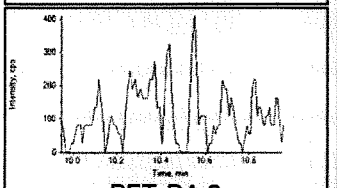

PFTrDA 2
Mod? No
□ Baseline □ Missed
□ Wrong Peak

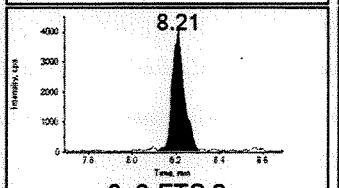

6_2-FTS 2
Mod? No
□ Baseline □ Missed
□ Wrong Peak

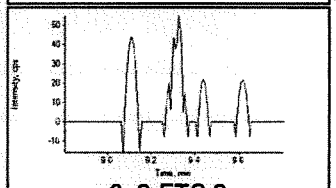

8_2-FTS 2
Mod? No
□ Baseline □ Missed
□ Wrong Peak

Project	Ewan's Projects\PFCs	**Result Table**	051116.rdb
Data File	051116\1008.wiff	**Algorithm Used**	MQL
Acquisition Method	PFC_090315 schedule mrm.dam	**Instrument Name**	LCMS02

Sample Name	PFC 0.02ppb	**Injection Vial**	20001
Acquisition Date	5/11/2016 12:21:30 PM	**Injection Volume**	10
Acquisition Method	PFC_090315 schedule mrm.dam	**Sample Type**	Standard
Sample ID	15-OLC-02-45A	**Dilution Factor**	1.00

Results Summary

Analyte Name	Analyte RT (Expected)	IS Name	IS Area	Analyte Area	Exp Conc (ng/mL)	Calc. Conc (ng/mL)	Accuracy (%)	Mod?
Pfba 1	2.50 (2.50)	13c_pfba	2052821	21951	0.02	0.0630	313	No
Pfpea 1	4.96 (4.96)	13c_pfhxa	2963283	9323	0.02	0.0280	138	No
Pfbs 1	5.41 (5.42)	18o-pfhs	1019709	14398	0.02	0.0240	122	No
Pfhxa 1	6.52 (6.52)	13c_pfhxa	2963283	19462	0.02	0.0370	187	No
Pfhpa 1	7.52 (7.51)	13c_pfhxa	2963283	17167	0.02	0.0270	133	No
Pfhxs 1	7.60 (7.60)	18o-pfhs	1019709	24425	0.02	0.0430	213	No
Pfoa 1	8.24 (8.25)	13c-pfoa	2415740	8887	0.02	0.0340	172	No
Pfna 1	8.83 (8.83)	13c-pfna	2651091	13312	0.02	0.0260	131	No
Pfos 1	8.84 (8.84)	13c-pfos	1976689	8876	0.02	0.0240	121	No
Pfda 1	9.33 (9.32)	13c-pfda	2301612	14417	0.02	0.0350	174	No
Pfuna 1	9.76 (9.75)	13c-pfuna	534725	9236	0.02	0.0320	162	No
Pfds 1	9.73 (9.74)	13c-pfos	1976689	9733	0.02	0.0230	116	No
Pfdoa 1	10.10 (10.10)	13c-pfdoda	29082	9818	0.02	0.0350	176	No
Fosa 1	9.88 (9.88)	d5-NEtFOSA	486553	15299	0.02	0.0290	144	No
Pfteda 1	10.70 (10.70)	13c-pfdoda	29082	6515	0.02	0.0350	173	No
PFHpS 1	8.28 (8.28)	18o-pfhs	1019709	460	0.02	0.0120	59	No
NMeFOSE 1	10.70 (10.70)	d7-NMeFOSE	571346	3390	0.02	0.0270	133	No

JUN 0 3 2016

Analyte Name	Analyte RT (Expected)	IS Name	IS Area	Analyte Area	Exp Conc (ng/mL)	Calc. Conc (ng/mL)	Accuracy (%)	Mod?
NMeFOSA 1	10.70 (10.70)	d7-NMeFOSE	571346	1639	0.02	0.0300	148	No
NEtFOSE 1	11.00 (11.00)	d9-EtFOSE	810268	2998	0.02	0.0170	87	No
NEtFOSA 1	11.00 (11.00)	d5-NEtFOSA	486553	2502	0.02	0.0300	148	No
d9-EtFOSE 1	11.00 (11.00)	N_mefosa_d3	478906	810268	5.00	5.1580	103	No
d5-NEtFOSA 1	11.00 (11.00)	N_mefosa_d3	478906	486553	5.00	4.8260	97	No
d7-NMeFOSE 1	10.70 (10.70)	N_mefosa_d3	478906	571346	5.00	4.6810	94	No
13C_PFBA 1	2.49 (2.49)	N_mefosa_d3	478906	2052821	5.00	4.8570	97	No
13C_PFHXA 1	6.52 (6.51)	N_mefosa_d3	478906	2963283	5.00	4.8530	97	No
13C-PFOA 1	8.25 (8.24)	N_mefosa_d3	478906	2415740	5.00	5.0720	101	No
13C-PFNA 1	8.83 (8.83)	N_mefosa_d3	478906	2651091	5.00	5.0330	101	No
13C-PFOS 1	8.84 (8.84)	N_mefosa_d3	478906	1976689	5.00	4.9410	99	No
13C-PFDA 1	9.33 (9.33)	N_mefosa_d3	478906	2301612	5.00	4.9910	100	No
13C-PFUNA 1	9.75 (9.75)	N_mefosa_d3	478906	534725	5.00	5.4720	109	No
18O-PFHxS 1	7.60 (7.59)	N_mefosa_d3	478906	1019709	5.00	4.9330	99	No
13C-PFDoA 1	10.10 (10.10)	N_mefosa_d3	478906	29051	5.00	4.6110	92	No
PFTrDA 1	10.50 (10.40)	13c-pfdoda	29082	11335	0.02	0.0320	160	No
6_2-FTS 1	8.19 (8.19)	13C2-6_2-FTS	42329	5358	0.02	0.0400	201	No
8_2-FTS 1	9.32 (9.31)	13C2-6_2-FTS	42329	4500	0.02	0.0300	151	No
13C2-6_2-FTS 1	8.19 (8.19)	N_mefosa_d3	478906	42329	5.00	4.2760	86	No

IRC Summary

Analyte Peak Name	RT (Expected)	Area	Modified?	Calculated Ion Ratio (Expected Value)
Pfba 2	2.50 (2.50)	20673	No	0.94
Pfpea 2	4.96 (4.96)	10086	No	1.08
Pfbs 2	5.41 (5.42)	5971	No	0.41
Pfhxa 2	6.51 (6.52)	2006	No	0.10
Pfhpa 2	7.51 (7.51)	5844	No	0.34
Pfhxs 2	7.59 (7.60)	9743	No	0.40
Pfoa 2	8.24 (8.25)	16187	No	1.82
Pfna 2	8.83 (8.84)	3828	No	0.29
Pfos 2	8.83 (8.84)	3275	No	0.37
Pfda 2	9.34 (9.32)	2496	No	0.17
Pfuna 2	9.74 (9.75)	3636	No	0.39
Pfds 2	0.00 (9.74)	0	No	0.00
Pfdoa 2	10.10 (10.10)	2755	No	0.28
Fosa 2	0.00 (9.88)	0	No	0.00
Pfteda 2	10.70 (10.70)	1850	No	0.28
PFHpS 2	0.00 (8.28)	0	No	0.00
NMeFOSE 2	0.00 (10.70)	0	No	0.00
NMeFOSA 2	10.70 (10.70)	1364	No	0.83
NEtFOSE 2	0.00 (11.00)	0	No	0.00
NEtFOSA 2	11.00 (11.00)	1662	No	0.66
PFTrDA 2	0.00 (10.40)	0	No	0.00
6_2-FTS 2	8.20 (8.19)	7410	No	1.38
8_2-FTS 2	9.31 (9.31)	593	No	0.13

Quantitative Peak Review **PFC 0.02ppb 15-OLC-02-45A**

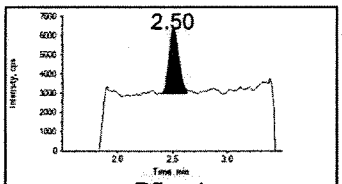

Pfba 1
213.000/169.000 Da
□ Baseline □ Missed
□ Wrong Peak

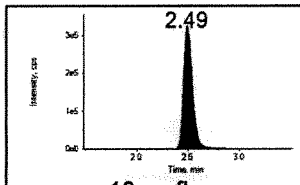

13c_pfba
217.000/172.000 Da
□ Baseline □ Missed
□ Wrong Peak

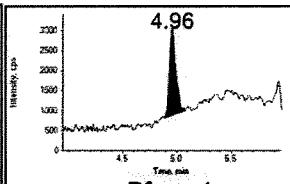

Pfpea 1
263.000/219.000 Da
□ Baseline □ Missed
□ Wrong Peak

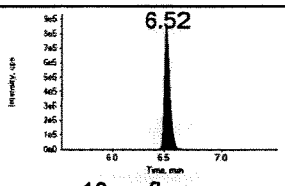

13c_pfhxa
315.000/270.000 Da
□ Baseline □ Missed
□ Wrong Peak

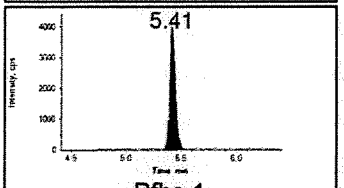

Pfbs 1
299.000/80.000 Da
□ Baseline □ Missed
□ Wrong Peak

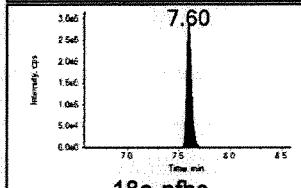

18o-pfhs
403.000/103.000 Da
□ Baseline □ Missed
□ Wrong Peak

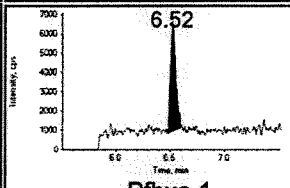

Pfhxa 1
313.000/269.000 Da
□ Baseline □ Missed
□ Wrong Peak

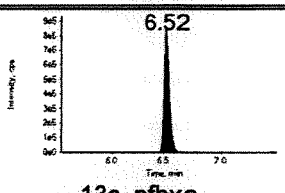

13c_pfhxa
315.000/270.000 Da
□ Baseline □ Missed
□ Wrong Peak

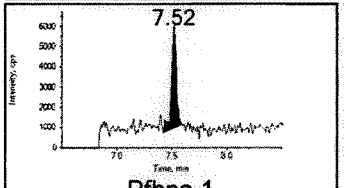

Pfhpa 1
363.000/319.000 Da
□ Baseline □ Missed
□ Wrong Peak

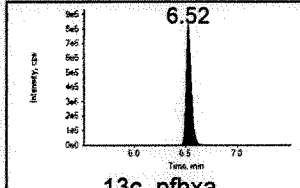

13c_pfhxa
315.000/270.000 Da
□ Baseline □ Missed
□ Wrong Peak

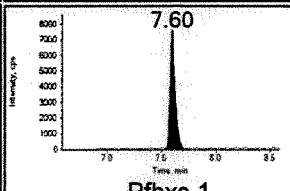

Pfhxs 1
399.000/80.000 Da
□ Baseline □ Missed
□ Wrong Peak

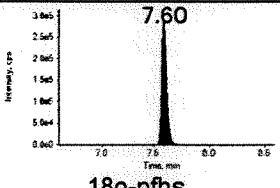

18o-pfhs
403.000/103.000 Da
□ Baseline □ Missed
□ Wrong Peak

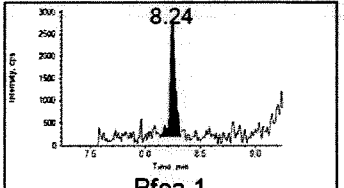

Pfoa 1
413.000/169.000 Da
□ Baseline □ Missed
□ Wrong Peak

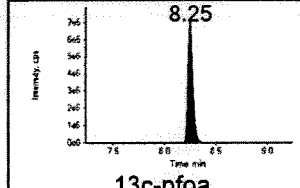

13c-pfoa
417.000/372.000 Da
□ Baseline □ Missed
□ Wrong Peak

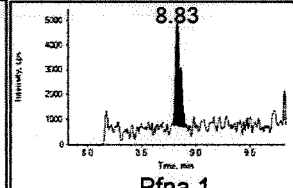

Pfna 1
463.000/419.000 Da
□ Baseline □ Missed
□ Wrong Peak

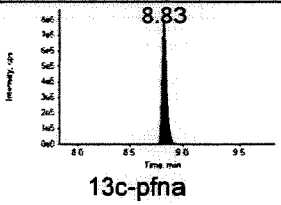

13c-pfna
468.000/423.000 Da
□ Baseline □ Missed
□ Wrong Peak

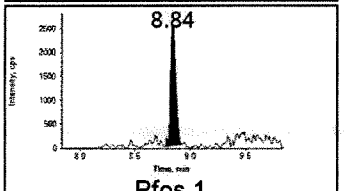

Pfos 1
499.000/80.000 Da
□ Baseline □ Missed
□ Wrong Peak

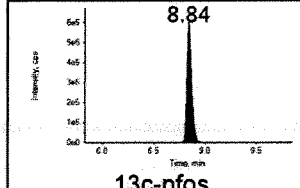

13c-pfos
503.000/80.000 Da
□ Baseline □ Missed
□ Wrong Peak

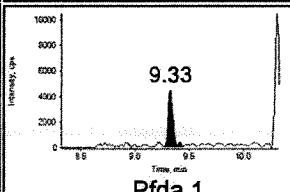

Pfda 1
513.000/469.000 Da
□ Baseline □ Missed
□ Wrong Peak

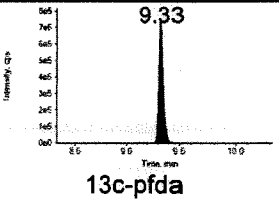

13c-pfda
515.000/470.000 Da
□ Baseline □ Missed
□ Wrong Peak

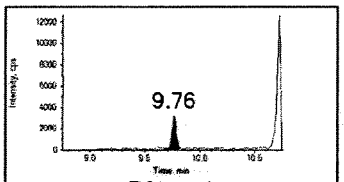

Pfuna 1
563.000/519.000 Da
□ Baseline □ Missed
□ Wrong Peak

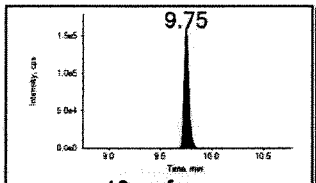

13c-pfuna
565.000/520.000 Da
□ Baseline □ Missed
□ Wrong Peak

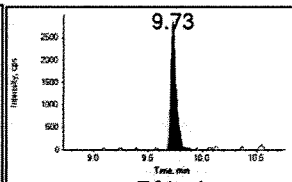

Pfds 1
599.000/80.000 Da
□ Baseline □ Missed
□ Wrong Peak

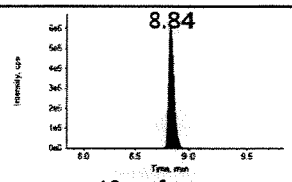

13c-pfos
503.000/80.000 Da
□ Baseline □ Missed
□ Wrong Peak

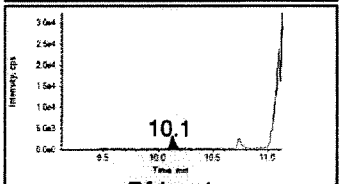

Pfdoa 1
613.000/569.000 Da
□ Baseline □ Missed
□ Wrong Peak

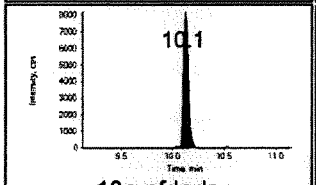

13c-pfdoda
615.000/570.000 Da
□ Baseline □ Missed
□ Wrong Peak

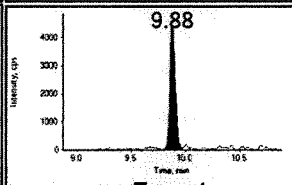

Fosa 1
498.000/78.000 Da
□ Baseline □ Missed
□ Wrong Peak

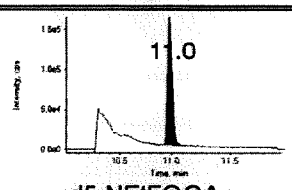

d5-NEtFOSA
531.000/169.000 Da
□ Baseline □ Missed
□ Wrong Peak

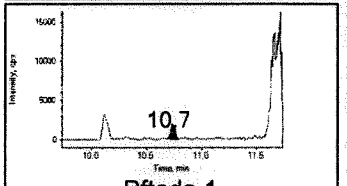

Pfteda 1
713.000/669.000 Da
□ Baseline □ Missed
□ Wrong Peak

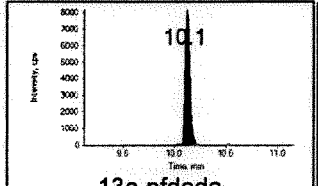

13c-pfdoda
615.000/570.000 Da
□ Baseline □ Missed
□ Wrong Peak

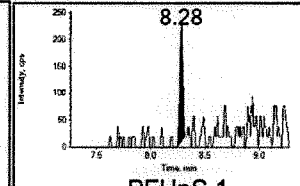

PFHpS 1
449.400/80.000 Da
□ Baseline □ Missed
□ Wrong Peak

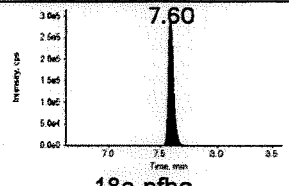

18o-pfhs
403.000/103.000 Da
□ Baseline □ Missed
□ Wrong Peak

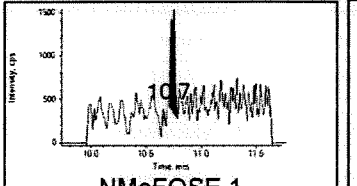

NMeFOSE 1
616.200/58.800 Da
□ Baseline □ Missed
□ Wrong Peak

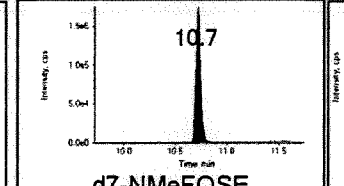

d7-NMeFOSE
623.000/59.000 Da
□ Baseline □ Missed
□ Wrong Peak

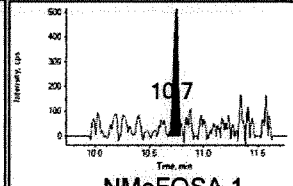

NMeFOSA 1
512.200/169.300 Da
□ Baseline □ Missed
□ Wrong Peak

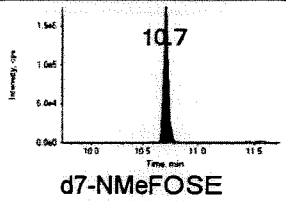

d7-NMeFOSE
623.000/59.000 Da
□ Baseline □ Missed
□ Wrong Peak

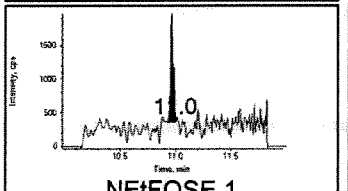

NEtFOSE 1
630.200/59.000 Da
□ Baseline □ Missed
□ Wrong Peak

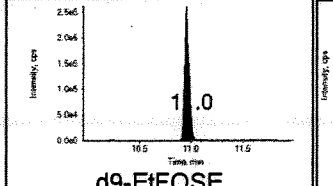

d9-EtFOSE
639.000/59.000 Da
□ Baseline □ Missed
□ Wrong Peak

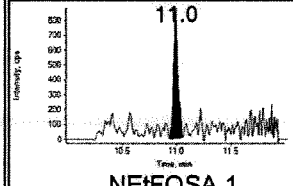

NEtFOSA 1
526.200/169.000 Da
□ Baseline □ Missed
□ Wrong Peak

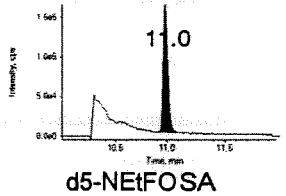

d5-NEtFOSA
531.000/169.000 Da
□ Baseline □ Missed
□ Wrong Peak

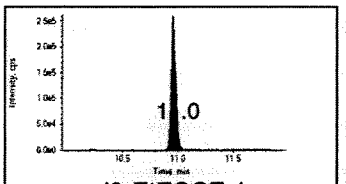

d9-EtFOSE 1
639.000/59.000 Da
□ Baseline □ Missed
□ Wrong Peak

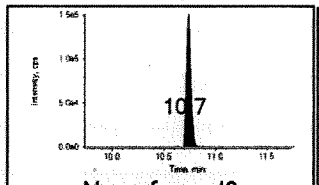

N_mefosa_d3
515.000/169.000 Da
□ Baseline □ Missed
□ Wrong Peak

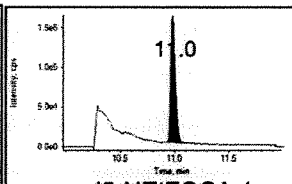

d5-NEtFOSA 1
531.000/169.000 Da
□ Baseline □ Missed
□ Wrong Peak

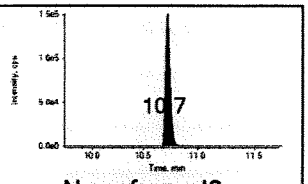

N_mefosa_d3
515.000/169.000 Da
□ Baseline □ Missed
□ Wrong Peak

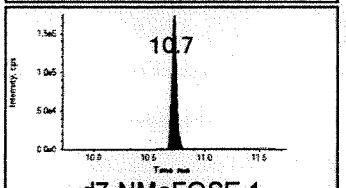

d7-NMeFOSE 1
623.000/59.000 Da
□ Baseline □ Missed
□ Wrong Peak

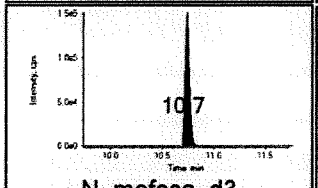

N_mefosa_d3
515.000/169.000 Da
□ Baseline □ Missed
□ Wrong Peak

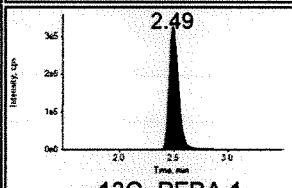

13C_PFBA 1
217.000/172.000 Da
□ Baseline □ Missed
□ Wrong Peak

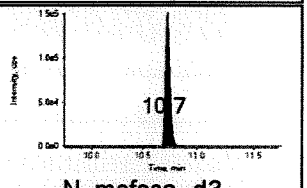

N_mefosa_d3
515.000/169.000 Da
□ Baseline □ Missed
□ Wrong Peak

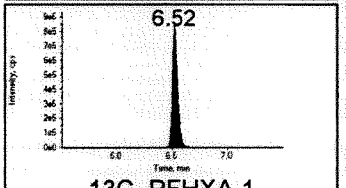

13C_PFHXA 1
315.000/270.000 Da
□ Baseline □ Missed
□ Wrong Peak

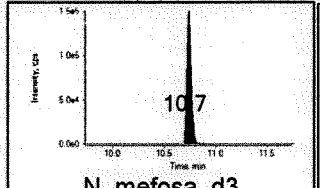

N_mefosa_d3
515.000/169.000 Da
□ Baseline □ Missed
□ Wrong Peak

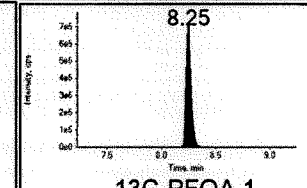

13C-PFOA 1
417.000/372.000 Da
□ Baseline □ Missed
□ Wrong Peak

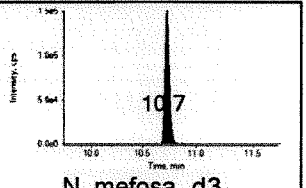

N_mefosa_d3
515.000/169.000 Da
□ Baseline □ Missed
□ Wrong Peak

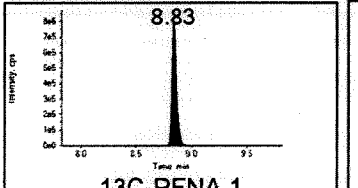

13C-PFNA 1
468.000/423.000 Da
□ Baseline □ Missed
□ Wrong Peak

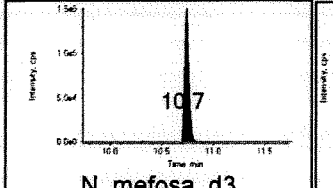

N_mefosa_d3
515.000/169.000 Da
□ Baseline □ Missed
□ Wrong Peak

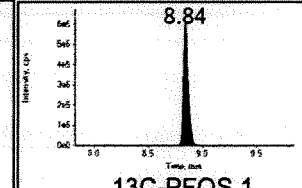

13C-PFOS 1
503.000/80.000 Da
□ Baseline □ Missed
□ Wrong Peak

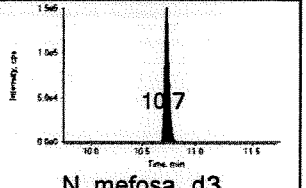

N_mefosa_d3
515.000/169.000 Da
□ Baseline □ Missed
□ Wrong Peak

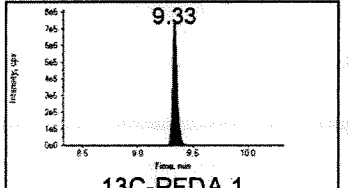

13C-PFDA 1
515.000/470.000 Da
□ Baseline □ Missed
□ Wrong Peak

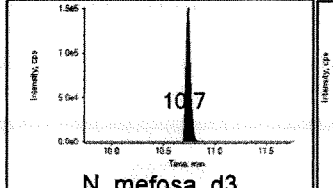

N_mefosa_d3
515.000/169.000 Da
□ Baseline □ Missed
□ Wrong Peak

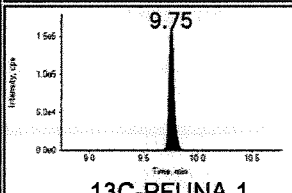

13C-PFUNA 1
565.000/520.000 Da
□ Baseline □ Missed
□ Wrong Peak

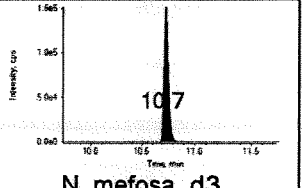

N_mefosa_d3
515.000/169.000 Da
□ Baseline □ Missed
□ Wrong Peak

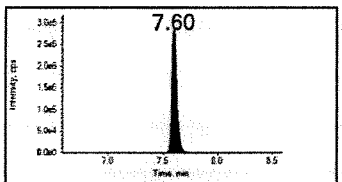

18O-PFHxS 1
403.000/103.000 Da
□ Baseline □ Missed
□ Wrong Peak

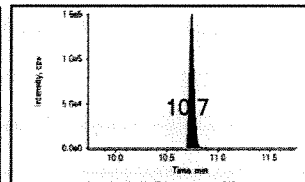

N_mefosa_d3
515.000/169.000 Da
□ Baseline □ Missed
□ Wrong Peak

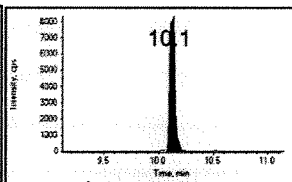

13C-PFDoA 1
615.000/570.000 Da
□ Baseline □ Missed
□ Wrong Peak

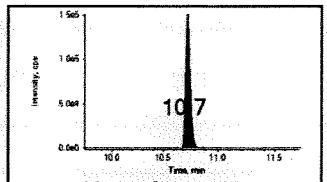

N_mefosa_d3
515.000/169.000 Da
□ Baseline □ Missed
□ Wrong Peak

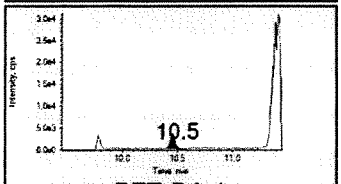

PFTrDA 1
663.000/619.000 Da
□ Baseline □ Missed
□ Wrong Peak

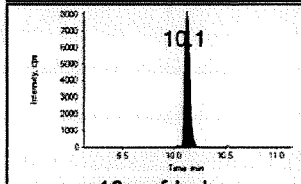

13c-pfdoda
615.000/570.000 Da
□ Baseline □ Missed
□ Wrong Peak

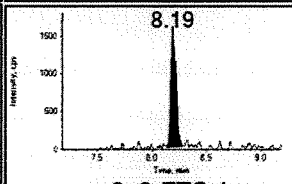

6_2-FTS 1
427.000/407.000 Da
□ Baseline □ Missed
□ Wrong Peak

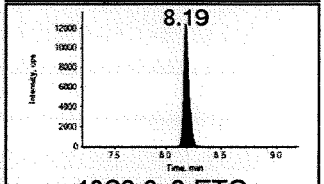

13C2-6_2-FTS
429.500/409.000 Da
□ Baseline □ Missed
□ Wrong Peak

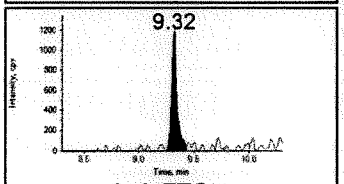

8_2-FTS 1
527.200/507.100 Da
□ Baseline □ Missed
□ Wrong Peak

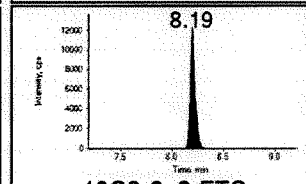

13C2-6_2-FTS
429.500/409.000 Da
□ Baseline □ Missed
□ Wrong Peak

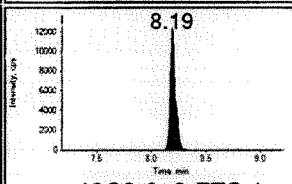

13C2-6_2-FTS 1
429.500/409.000 Da
□ Baseline □ Missed
□ Wrong Peak

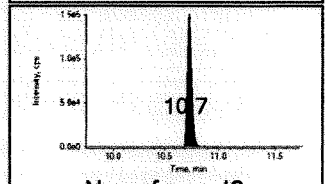

N_mefosa_d3
515.000/169.000 Da
□ Baseline □ Missed
□ Wrong Peak

Ion Ratio Confirmation

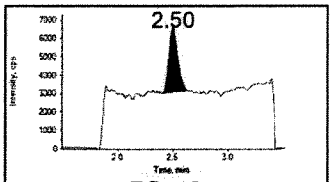

Pfba 2
Mod?
□ Baseline □ Missed
□ Wrong Peak

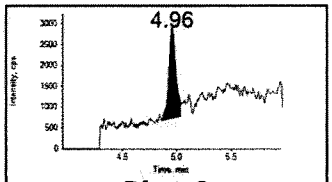

Pfpea 2
Mod?
□ Baseline □ Missed
□ Wrong Peak

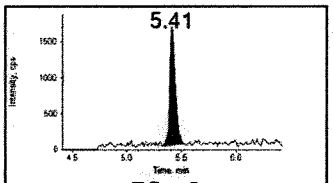

Pfbs 2
Mod?
□ Baseline □ Missed
□ Wrong Peak

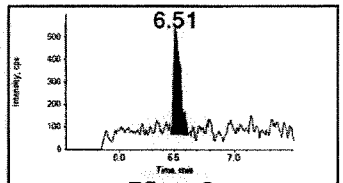

Pfhxa 2
Mod?
□ Baseline □ Missed
□ Wrong Peak

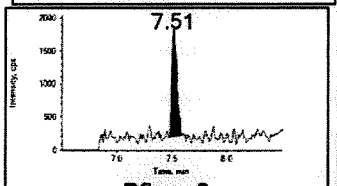

Pfhpa 2
Mod?
□ Baseline □ Missed
□ Wrong Peak

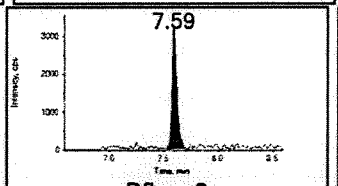

Pfhxs 2
Mod?
□ Baseline □ Missed
□ Wrong Peak

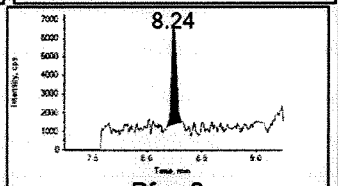

Pfoa 2
Mod?
□ Baseline □ Missed
□ Wrong Peak

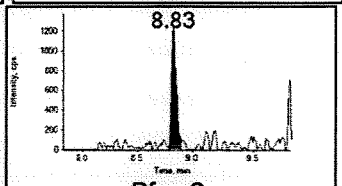

Pfna 2
Mod?
□ Baseline □ Missed
□ Wrong Peak

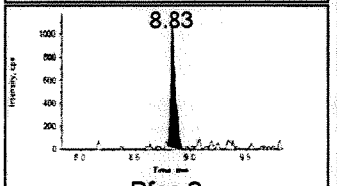

Pfos 2
Mod?
□ Baseline □ Missed
□ Wrong Peak

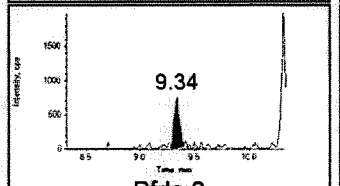

Pfda 2
Mod?
□ Baseline □ Missed
□ Wrong Peak

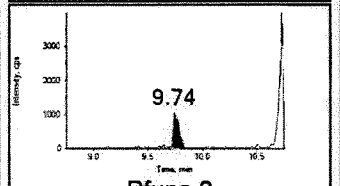

Pfuna 2
Mod?
□ Baseline □ Missed
□ Wrong Peak

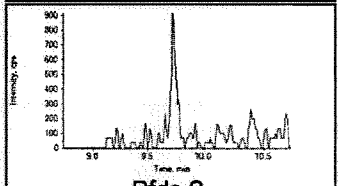

Pfds 2
Mod?
□ Baseline □ Missed
□ Wrong Peak

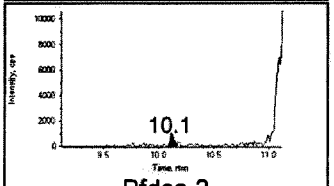

Pfdoa 2
Mod?
□ Baseline □ Missed
□ Wrong Peak

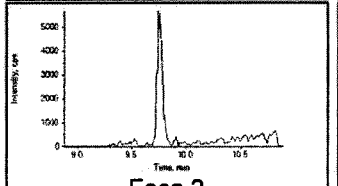

Fosa 2
Mod?
□ Baseline □ Missed
□ Wrong Peak

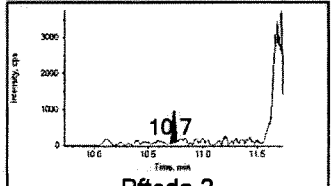

Pfteda 2
Mod?
□ Baseline □ Missed
□ Wrong Peak

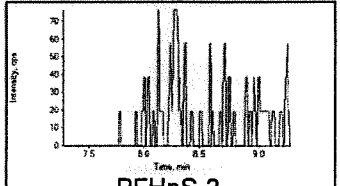

PFHpS 2
Mod?
□ Baseline □ Missed
□ Wrong Peak

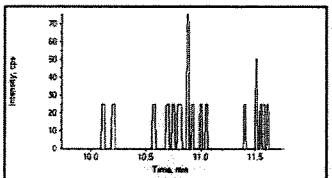

NMeFOSE 2
Mod?
□ Baseline □ Missed
□ Wrong Peak

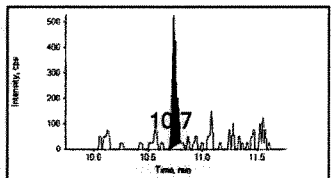

NMeFOSA 2
Mod?
□ Baseline □ Missed
□ Wrong Peak

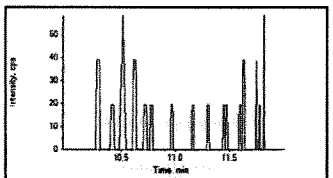

NEtFOSE 2
Mod?
□ Baseline □ Missed
□ Wrong Peak

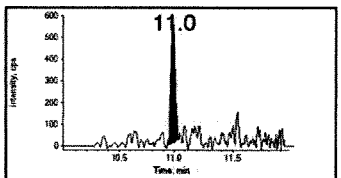

NEtFOSA 2
Mod?
□ Baseline □ Missed
□ Wrong Peak



PFTrDA 2
Mod?
□ Baseline □ Missed
□ Wrong Peak

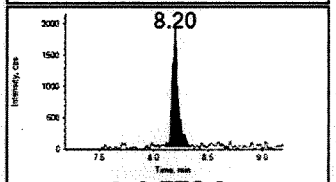

6_2-FTS 2
Mod?
□ Baseline □ Missed
□ Wrong Peak

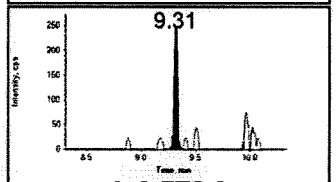

8_2-FTS 2
Mod?
□ Baseline □ Missed
□ Wrong Peak

Project	Ewan's Projects\PFCs	**Result Table**	051116.rdb
Data File	051116\1009.wiff	**Algorithm Used**	MQL
Acquisition Method	PFC_090315 schedule mrm.dam	**Instrument Name**	LCMS02

Sample Name	PFC 0.05ppb	**Injection Vial**	20002
Acquisition Date	5/11/2016 12:39:20 PM	**Injection Volume**	10
Acquisition Method	PFC_090315 schedule mrm.dam	**Sample Type**	Standard
Sample ID	15-OLC-02-45B	**Dilution Factor**	1.00

Results Summary

Analyte Name	Analyte RT (Expected)	IS Name	IS Area	Analyte Area	Exp Conc (ng/mL)	Calc. Conc (ng/mL)	Accuracy (%)	Mod?
Pfba 1	2.50 (2.50)	13c_pfba	2047897	33588	0.05	0.0960	192	No
Pfpea 1	4.96 (4.96)	13c_pfhxa	2981952	20666	0.05	0.0610	122	No
Pfbs 1	5.41 (5.42)	18o-pfhs	996677	34670	0.05	0.0600	121	No
Pfhxa 1	6.51 (6.52)	13c_pfhxa	2981952	37222	0.05	0.0710	142	No
Pfhpa 1	7.52 (7.51)	13c_pfhxa	2981952	39456	0.05	0.0610	122	No
Pfhxs 1	7.60 (7.60)	18o-pfhs	996677	44015	0.05	0.0780	157	No
Pfoa 1	8.25 (8.25)	13c-pfoa	2416106	16634	0.05	0.0640	128	No
Pfna 1	8.83 (8.83)	13c-pfna	2681238	31335	0.05	0.0610	122	No
Pfos 1	8.85 (8.84)	13c-pfos	1998818	20397	0.05	0.0550	110	No
Pfda 1	9.33 (9.32)	13c-pfda	2346633	28597	0.05	0.0680	136	No
Pfuna 1	9.75 (9.75)	13c-pfuna	475248	18238	0.05	0.0720	144	No
Pfds 1	9.74 (9.74)	13c-pfos	1998818	21235	0.05	0.0500	101	No
Pfdoa 1	10.10 (10.10)	13c-pfdoda	33580	16669	0.05	0.0520	104	No
Fosa 1	9.89 (9.88)	d5-NEtFOSA	476373	34684	0.05	0.0670	133	No
Pfteda 1	10.70 (10.70)	13c-pfdoda	33580	12162	0.05	0.0560	112	No
PFHpS 1	8.28 (8.28)	18o-pfhs	996677	2655	0.05	0.0700	139	No
NMeFOSE 1	10.70 (10.70)	d7-NMeFOSE	633354	9128	0.05	0.0650	129	No

JUN 0 3 2016

Analyte Name	Analyte RT (Expected)	IS Name	IS Area	Analyte Area	Exp Conc (ng/mL)	Calc. Conc (ng/mL)	Accuracy (%)	Mod?
NMeFOSA 1	10.70 (10.70)	d7-NMeFOSE	633354	2966	0.05	0.0480	97	No
NEtFOSE 1	11.00 (11.00)	d9-EtFOSE	774613	7792	0.05	0.0470	94	No
NEtFOSA 1	11.00 (11.00)	d5-NEtFOSA	476373	4962	0.05	0.0600	120	No
d9-EtFOSE 1	10.90 (11.00)	N_mefosa_d3	508384	774613	5.00	4.6450	93	No
d5-NEtFOSA 1	11.00 (11.00)	N_mefosa_d3	508384	476373	5.00	4.4510	89	No
d7-NMeFOSE 1	10.70 (10.70)	N_mefosa_d3	508384	633354	5.00	4.8880	98	No
13C_PFBA 1	2.49 (2.49)	N_mefosa_d3	508384	2047897	5.00	4.5650	91	No
13C_PFHXA 1	6.51 (6.51)	N_mefosa_d3	508384	2981952	5.00	4.6000	92	No
13C-PFOA 1	8.24 (8.24)	N_mefosa_d3	508384	2416106	5.00	4.7790	96	No
13C-PFNA 1	8.83 (8.83)	N_mefosa_d3	508384	2681238	5.00	4.7950	96	No
13C-PFOS 1	8.84 (8.84)	N_mefosa_d3	508384	1998818	5.00	4.7070	94	No
13C-PFDA 1	9.32 (9.33)	N_mefosa_d3	508384	2346633	5.00	4.7940	96	No
13C-PFUNA 1	9.75 (9.75)	N_mefosa_d3	508384	475248	5.00	4.5810	92	No
18O-PFHxS 1	7.60 (7.59)	N_mefosa_d3	508384	996677	5.00	4.5420	91	No
13C-PFDoA 1	10.10 (10.10)	N_mefosa_d3	508384	33548	5.00	5.0160	100	No
PFTrDA 1	10.50 (10.40)	13c-pfdoda	33580	21914	0.05	0.0540	107	No
6_2-FTS 1	8.19 (8.19)	13C2-6_2-FTS	45661	12943	0.05	0.0790	158	No
8_2-FTS 1	9.31 (9.31)	13C2-6_2-FTS	45661	11064	0.05	0.0690	138	No
13C2-6_2-FTS 1	8.19 (8.19)	N_mefosa_d3	508384	45661	5.00	4.3450	87	No

IRC Summary

Analyte Peak Name	RT (Expected)	Area	Modified?	Calculated Ion Ratio (Expected Value)
Pfba 2	2.50 (2.50)	31873	No	0.95
Pfpea 2	4.95 (4.95)	20329	No	0.98
Pfbs 2	5.41 (5.42)	13446	No	0.39
Pfhxa 2	6.52 (6.52)	3363	No	0.09
Pfhpa 2	7.52 (7.51)	15294	No	0.39
Pfhxs 2	7.59 (7.60)	16775	No	0.38
Pfoa 2	8.25 (8.25)	33254	No	2.00
Pfna 2	8.83 (8.84)	8182	No	0.26
Pfos 2	8.84 (8.84)	7030	No	0.34
Pfda 2	9.33 (9.32)	5003	No	0.17
Pfuna 2	9.75 (9.75)	6151	No	0.34
Pfds 2	9.74 (9.74)	8158	No	0.38
Pfdoa 2	10.10 (10.10)	3300	No	0.20
Fosa 2	0.00 (9.88)	0	No	0.00
Pfteda 2	10.70 (10.70)	2490	No	0.20
PFHpS 2	8.29 (8.28)	876	No	0.33
NMeFOSE 2	0.00 (10.70)	0	Yes	0.00
NMeFOSA 2	10.70 (10.70)	2641	No	0.89
NEtFOSE 2	0.00 (11.00)	0	No	0.00
NEtFOSA 2	11.00 (11.00)	3067	No	0.62
PFTrDA 2	10.50 (10.40)	5767	No	0.26
6_2-FTS 2	8.20 (8.19)	15390	No	1.19
8_2-FTS 2	9.30 (9.31)	1268	No	0.11

Quantitative Peak Review **PFC 0.05ppb 15-OLC-02-45B**

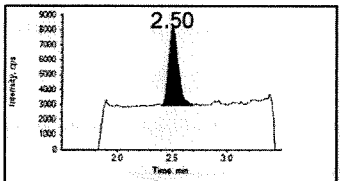

Pfba 1
213.000/169.000 Da
□ Baseline □ Missed
□ Wrong Peak

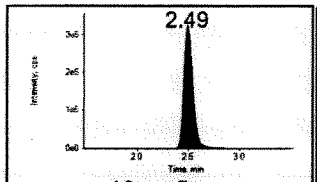

13c_pfba
217.000/172.000 Da
□ Baseline □ Missed
□ Wrong Peak

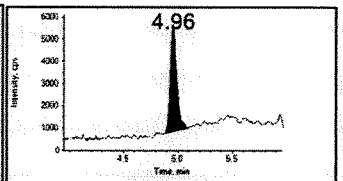

Pfpea 1
263.000/219.000 Da
□ Baseline □ Missed
□ Wrong Peak

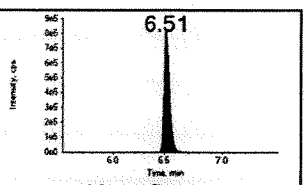

13c_pfhxa
315.000/270.000 Da
□ Baseline □ Missed
□ Wrong Peak

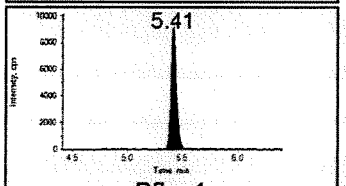

Pfbs 1
299.000/80.000 Da
□ Baseline □ Missed
□ Wrong Peak

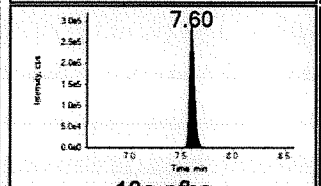

18o-pfhs
403.000/103.000 Da
□ Baseline □ Missed
□ Wrong Peak

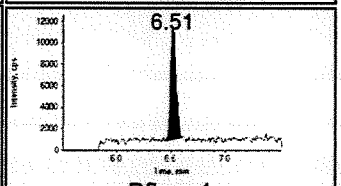

Pfhxa 1
313.000/269.000 Da
□ Baseline □ Missed
□ Wrong Peak

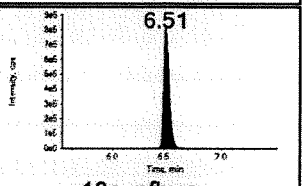

13c_pfhxa
315.000/270.000 Da
□ Baseline □ Missed
□ Wrong Peak

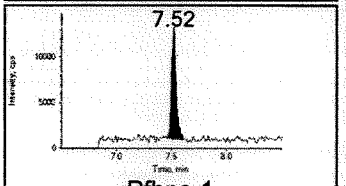

Pfhpa 1
363.000/319.000 Da
□ Baseline □ Missed
□ Wrong Peak

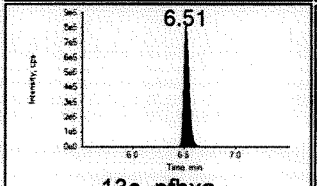

13c_pfhxa
315.000/270.000 Da
□ Baseline □ Missed
□ Wrong Peak

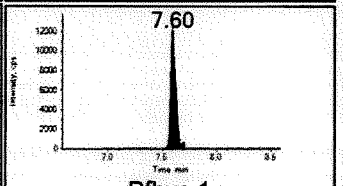

Pfhxs 1
399.000/80.000 Da
□ Baseline □ Missed
□ Wrong Peak

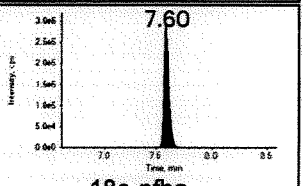

18o-pfhs
403.000/103.000 Da
□ Baseline □ Missed
□ Wrong Peak

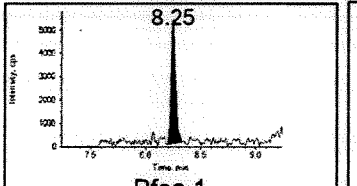

Pfoa 1
413.000/169.000 Da
□ Baseline □ Missed
□ Wrong Peak

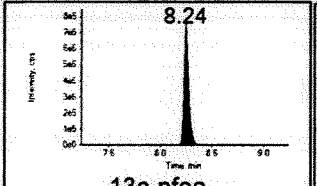

13c-pfoa
417.000/372.000 Da
□ Baseline □ Missed
□ Wrong Peak

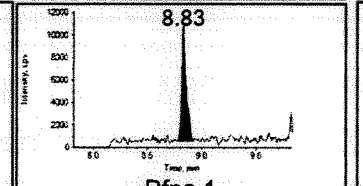

Pfna 1
463.000/419.000 Da
□ Baseline □ Missed
□ Wrong Peak

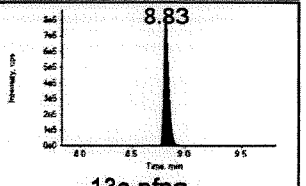

13c-pfna
468.000/423.000 Da
□ Baseline □ Missed
□ Wrong Peak

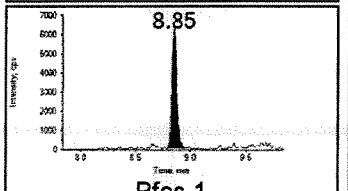

Pfos 1
499.000/80.000 Da
□ Baseline □ Missed
□ Wrong Peak

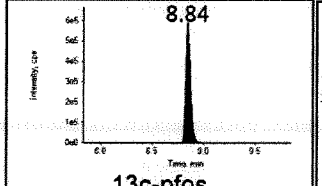

13c-pfos
503.000/80.000 Da
□ Baseline □ Missed
□ Wrong Peak

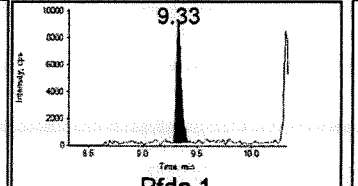

Pfda 1
513.000/469.000 Da
□ Baseline □ Missed
□ Wrong Peak

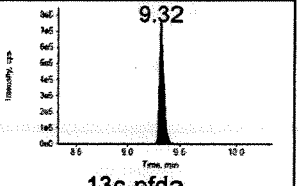

13c-pfda
515.000/470.000 Da
□ Baseline □ Missed
□ Wrong Peak

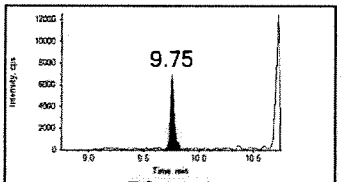

Pfuna 1
563.000/519.000 Da
□ Baseline □ Missed
□ Wrong Peak

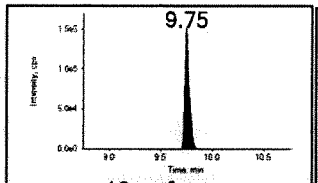

13c-pfuna
565.000/520.000 Da
□ Baseline □ Missed
□ Wrong Peak

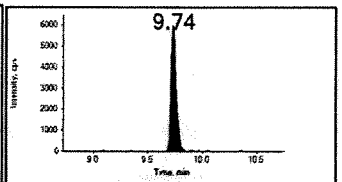

Pfds 1
599.000/80.000 Da
□ Baseline □ Missed
□ Wrong Peak

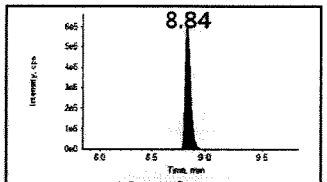

13c-pfos
503.000/80.000 Da
□ Baseline □ Missed
□ Wrong Peak

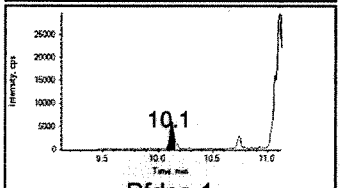

Pfdoa 1
613.000/569.000 Da
□ Baseline □ Missed
□ Wrong Peak

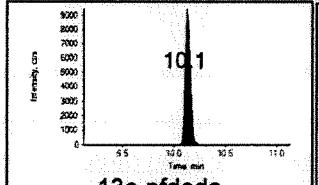

13c-pfdoda
615.000/570.000 Da
□ Baseline □ Missed
□ Wrong Peak

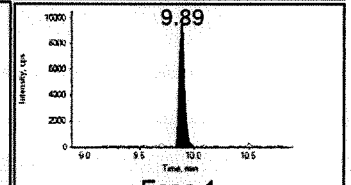

Fosa 1
498.000/78.000 Da
□ Baseline □ Missed
□ Wrong Peak

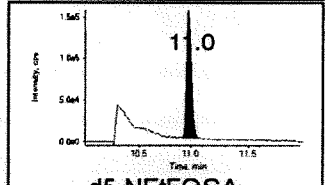

d5-NEtFOSA
531.000/169.000 Da
□ Baseline □ Missed
□ Wrong Peak

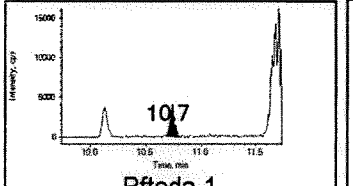

Pfteda 1
713.000/669.000 Da
□ Baseline □ Missed
□ Wrong Peak

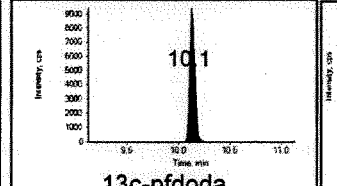

13c-pfdoda
615.000/570.000 Da
□ Baseline □ Missed
□ Wrong Peak

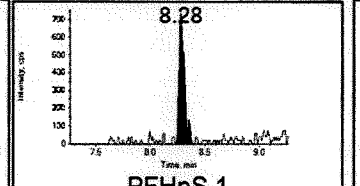

PFHpS 1
449.400/80.000 Da
□ Baseline □ Missed
□ Wrong Peak

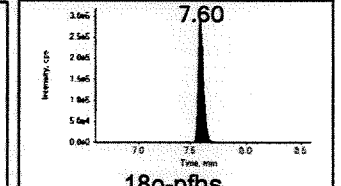

18o-pfhs
403.000/103.000 Da
□ Baseline □ Missed
□ Wrong Peak

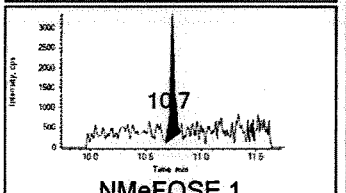

NMeFOSE 1
616.200/58.800 Da
□ Baseline □ Missed
□ Wrong Peak

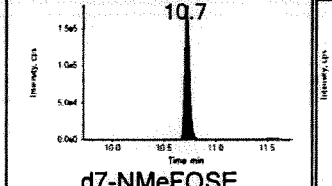

d7-NMeFOSE
623.000/59.000 Da
□ Baseline □ Missed
□ Wrong Peak

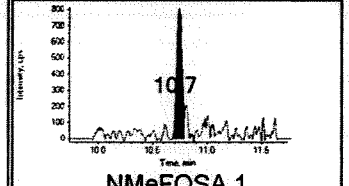

NMeFOSA 1
512.200/169.300 Da
□ Baseline □ Missed
□ Wrong Peak

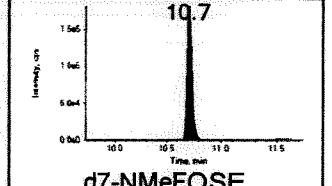

d7-NMeFOSE
623.000/59.000 Da
□ Baseline □ Missed
□ Wrong Peak

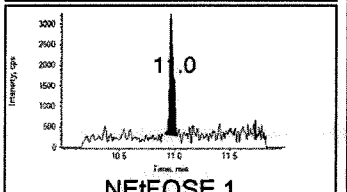

NEtFOSE 1
630.200/59.000 Da
□ Baseline □ Missed
□ Wrong Peak

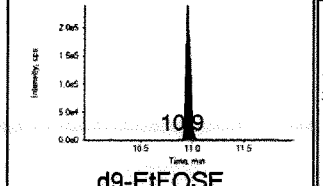

d9-EtFOSE
639.000/59.000 Da
□ Baseline □ Missed
□ Wrong Peak

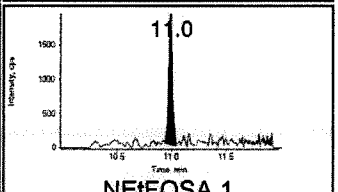

NEtFOSA 1
526.200/169.000 Da
□ Baseline □ Missed
□ Wrong Peak

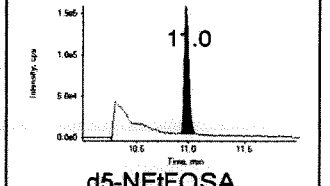

d5-NEtFOSA
531.000/169.000 Da
□ Baseline □ Missed
□ Wrong Peak

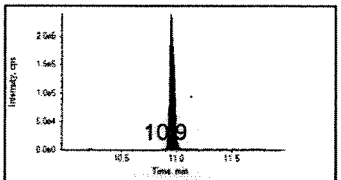

d9-EtFOSE 1
639.000/59.000 Da
□ Baseline □ Missed
□ Wrong Peak

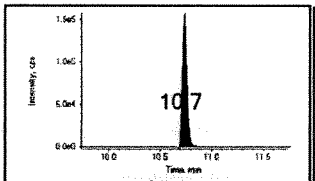

N_mefosa_d3
515.000/169.000 Da
□ Baseline □ Missed
□ Wrong Peak

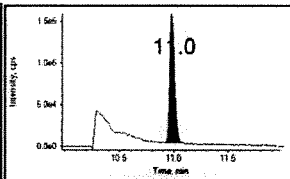

d5-NEtFOSA 1
531.000/169.000 Da
□ Baseline □ Missed
□ Wrong Peak

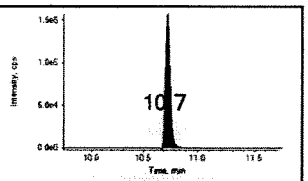

N_mefosa_d3
515.000/169.000 Da
□ Baseline □ Missed
□ Wrong Peak

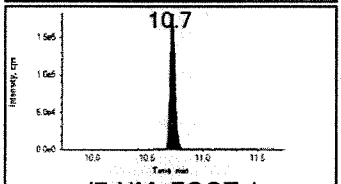

d7-NMeFOSE 1
623.000/59.000 Da
□ Baseline □ Missed
□ Wrong Peak

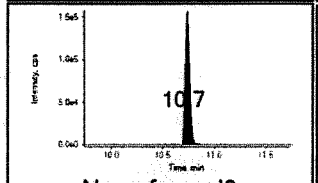

N_mefosa_d3
515.000/169.000 Da
□ Baseline □ Missed
□ Wrong Peak

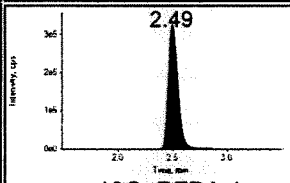

13C_PFBA 1
217.000/172.000 Da
□ Baseline □ Missed
□ Wrong Peak

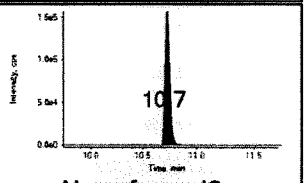

N_mefosa_d3
515.000/169.000 Da
□ Baseline □ Missed
□ Wrong Peak

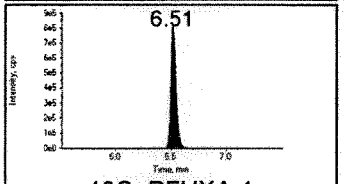

13C_PFHXA 1
315.000/270.000 Da
□ Baseline □ Missed
□ Wrong Peak

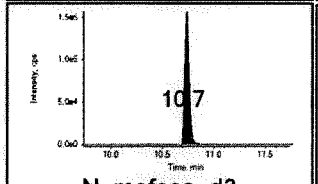

N_mefosa_d3
515.000/169.000 Da
□ Baseline □ Missed
□ Wrong Peak

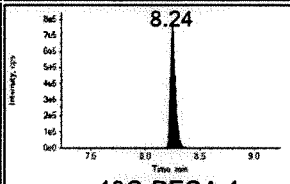

13C-PFOA 1
417.000/372.000 Da
□ Baseline □ Missed
□ Wrong Peak

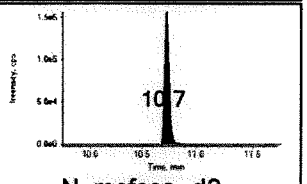

N_mefosa_d3
515.000/169.000 Da
□ Baseline □ Missed
□ Wrong Peak

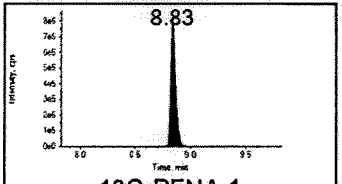

13C-PFNA 1
468.000/423.000 Da
□ Baseline □ Missed
□ Wrong Peak

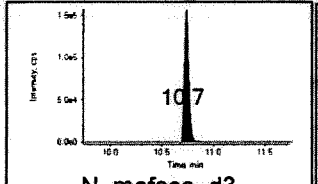

N_mefosa_d3
515.000/169.000 Da
□ Baseline □ Missed
□ Wrong Peak

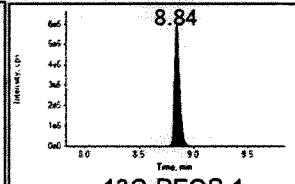

13C-PFOS 1
503.000/80.000 Da
□ Baseline □ Missed
□ Wrong Peak

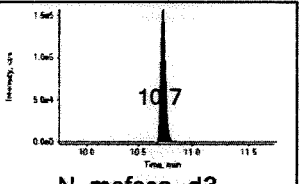

N_mefosa_d3
515.000/169.000 Da
□ Baseline □ Missed
□ Wrong Peak

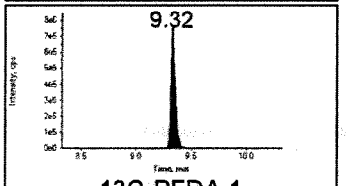

13C-PFDA 1
515.000/470.000 Da
□ Baseline □ Missed
□ Wrong Peak

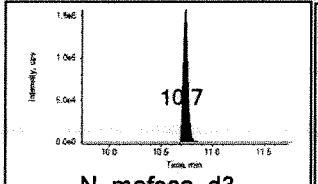

N_mefosa_d3
515.000/169.000 Da
□ Baseline □ Missed
□ Wrong Peak

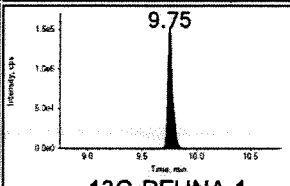

13C-PFUNA 1
565.000/520.000 Da
□ Baseline □ Missed
□ Wrong Peak

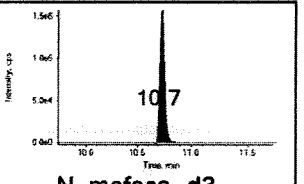

N_mefosa_d3
515.000/169.000 Da
□ Baseline □ Missed
□ Wrong Peak

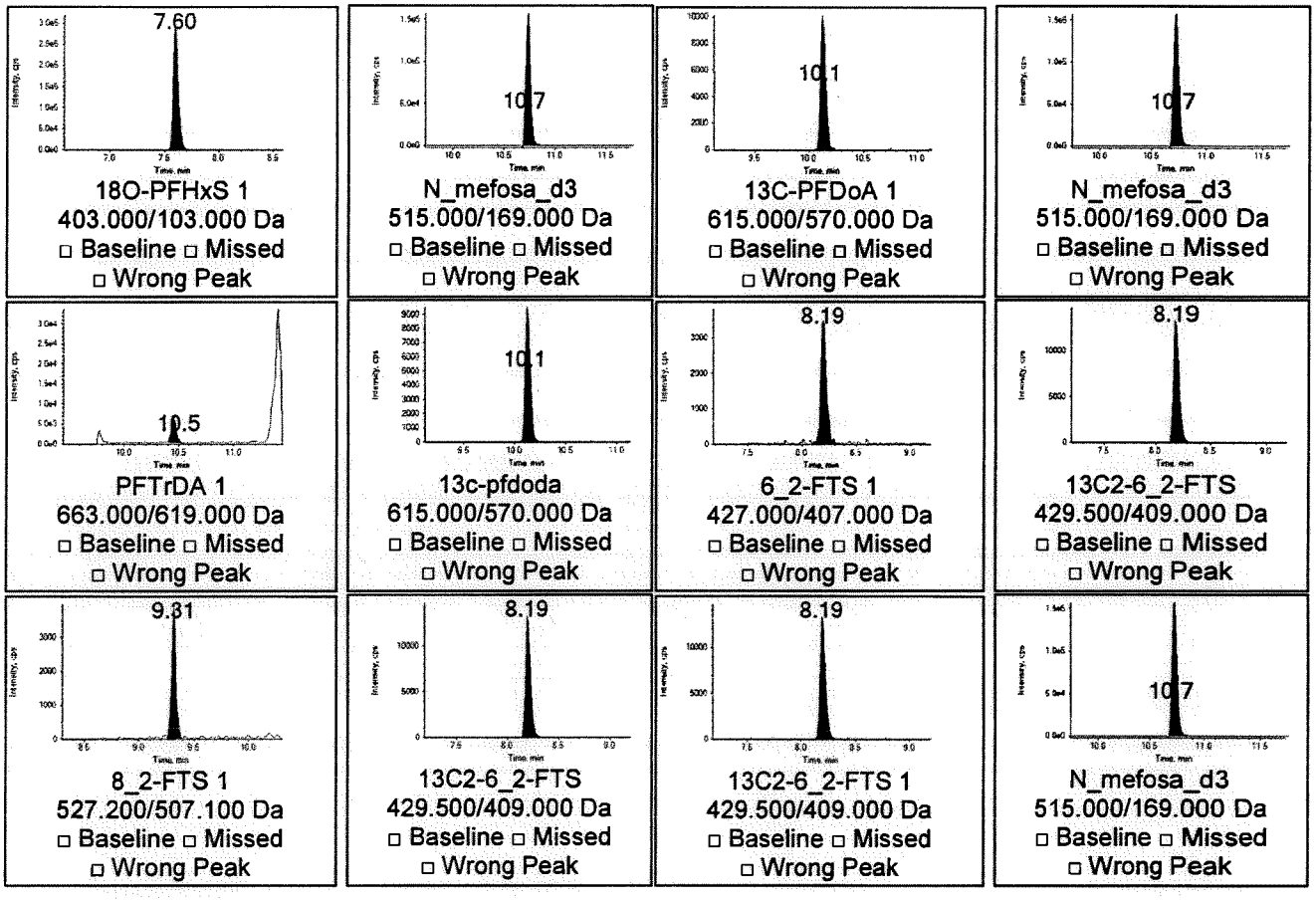

Ion Ratio Confirmation

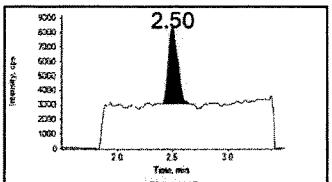

Pfba 2
Mod?
□ Baseline □ Missed
□ Wrong Peak

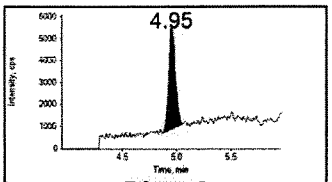

Pfpea 2
Mod?
□ Baseline □ Missed
□ Wrong Peak

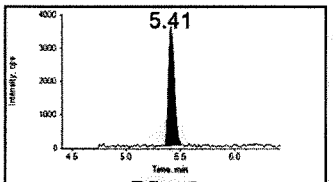

Pfbs 2
Mod?
□ Baseline □ Missed
□ Wrong Peak

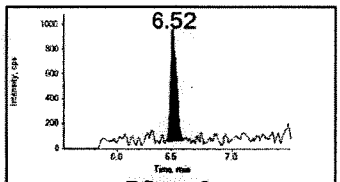

Pfhxa 2
Mod?
□ Baseline □ Missed
□ Wrong Peak

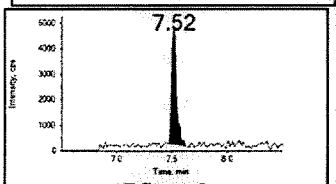

Pfhpa 2
Mod?
□ Baseline □ Missed
□ Wrong Peak

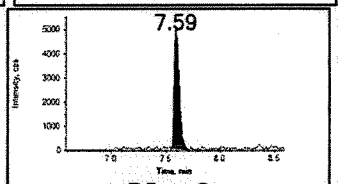

Pfhxs 2
Mod?
□ Baseline □ Missed
□ Wrong Peak

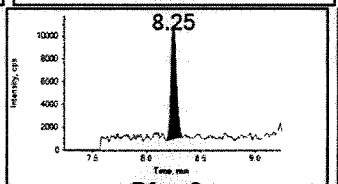

Pfoa 2
Mod?
□ Baseline □ Missed
□ Wrong Peak

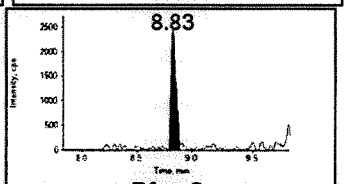

Pfna 2
Mod?
□ Baseline □ Missed
□ Wrong Peak

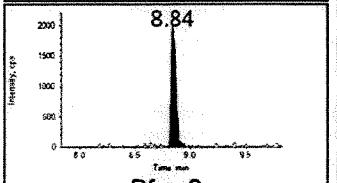

Pfos 2
Mod?
□ Baseline □ Missed
□ Wrong Peak

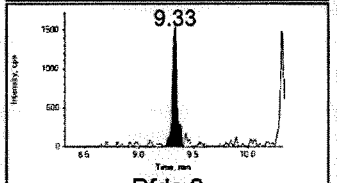

Pfda 2
Mod?
□ Baseline □ Missed
□ Wrong Peak

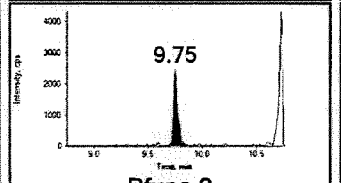

Pfuna 2
Mod?
□ Baseline □ Missed
□ Wrong Peak

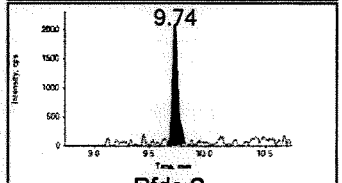

Pfds 2
Mod?
□ Baseline □ Missed
□ Wrong Peak

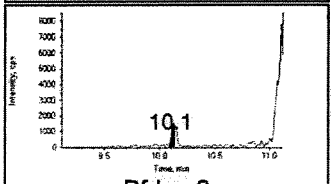

Pfdoa 2
Mod?
□ Baseline □ Missed
□ Wrong Peak

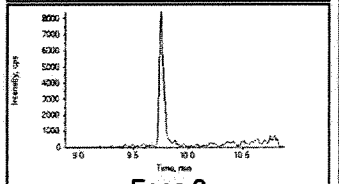

Fosa 2
Mod?
□ Baseline □ Missed
□ Wrong Peak

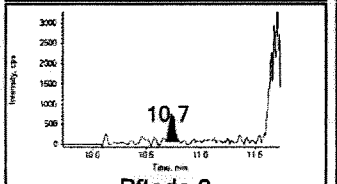

Pfteda 2
Mod?
□ Baseline □ Missed
□ Wrong Peak

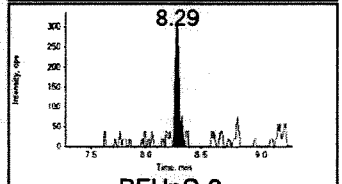

PFHpS 2
Mod?
□ Baseline □ Missed
□ Wrong Peak

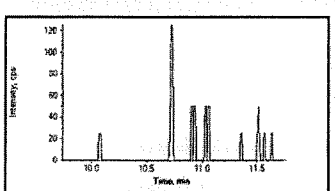

NMeFOSE 2
Mod?
□ Baseline □ Missed
□ Wrong Peak

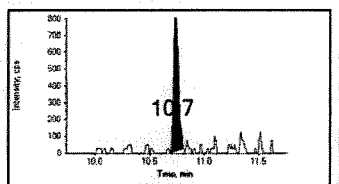

NMeFOSA 2
Mod?
□ Baseline □ Missed
□ Wrong Peak

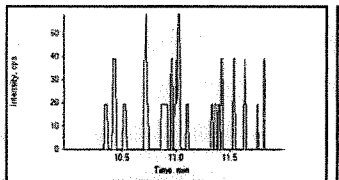

NEtFOSE 2
Mod?
□ Baseline □ Missed
□ Wrong Peak

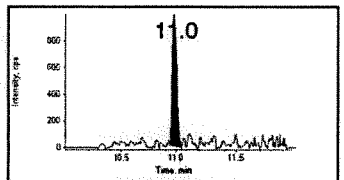

NEtFOSA 2
Mod?
□ Baseline □ Missed
□ Wrong Peak



PFTrDA 2
Mod?
□ Baseline □ Missed
□ Wrong Peak

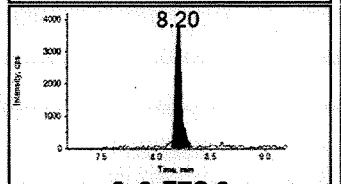

6_2-FTS 2
Mod?
□ Baseline □ Missed
□ Wrong Peak

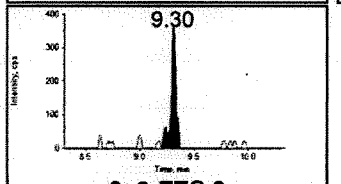

8_2-FTS 2
Mod?
□ Baseline □ Missed
□ Wrong Peak

Project	Ewan's Projects\PFCs	**Result Table**	051116.rdb
Data File	051116\1010.wiff	**Algorithm Used**	MQL
Acquisition Method	PFC_090315 schedule mrm.dam	**Instrument Name**	LCMS02

Sample Name	PFC 0.1ppb	**Injection Vial**	20003
Acquisition Date	5/11/2016 12:57:09 PM	**Injection Volume**	10
Acquisition Method	PFC_090315 schedule mrm.dam	**Sample Type**	Standard
Sample ID	15-OLC-02-45C	**Dilution Factor**	1.00

Results Summary

Analyte Name	Analyte RT (Expected)	IS Name	IS Area	Analyte Area	Exp Conc (ng/mL)	Calc. Conc (ng/mL)	Accuracy (%)	Mod?
Pfba 1	2.50 (2.50)	13c_pfba	2158579	52484	0.10	0.1420	142	No
Pfpea 1	4.96 (4.96)	13c_pfhxa	3174134	38626	0.10	0.1070	107	No
Pfbs 1	5.42 (5.42)	18o-pfhs	1064408	66953	0.10	0.1090	109	No
Pfhxa 1	6.53 (6.53)	13c_pfhxa	3174134	68759	0.10	0.1230	123	No
Pfhpa 1	7.52 (7.52)	13c_pfhxa	3174134	80151	0.10	0.1160	116	No
Pfhxs 1	7.61 (7.60)	18o-pfhs	1064408	75210	0.10	0.1250	125	No
Pfoa 1	8.25 (8.25)	13c-pfoa	2555810	30780	0.10	0.1120	112	No
Pfna 1	8.84 (8.84)	13c-pfna	2681289	58702	0.10	0.1150	115	No
Pfos 1	8.84 (8.84)	13c-pfos	2114006	43016	0.10	0.1090	109	No
Pfda 1	9.32 (9.33)	13c-pfda	2384435	49291	0.10	0.1150	115	No
Pfuna 1	9.75 (9.74)	13c-pfuna	549848	35700	0.10	0.1220	122	No
Pfds 1	9.73 (9.74)	13c-pfos	2114006	47502	0.10	0.1060	106	No
Pfdoa 1	10.10 (10.10)	13c-pfdoda	33202	32102	0.10	0.1010	101	No
Fosa 1	9.88 (9.88)	d5-NEtFOSA	519723	62184	0.10	0.1090	109	No
Pfteda 1	10.70 (10.70)	13c-pfdoda	33202	22430	0.10	0.1040	104	No
PFHpS 1	8.27 (8.29)	18o-pfhs	1064408	4750	0.10	0.1170	117	No
NMeFOSE 1	10.70 (10.70)	d7-NMeFOSE	622425	14545	0.10	0.1050	105	No

JUN 03 2016

Analyte Name	Analyte RT (Expected)	IS Name	IS Area	Analyte Area	Exp Conc (ng/mL)	Calc. Conc (ng/mL)	Accuracy (%)	Mod?
NMeFOSA 1	10.70 (10.70)	d7-NMeFOSE	622425	6269	0.10	0.1040	104	No
NEtFOSE 1	11.00 (11.00)	d9-EtFOSE	840062	19455	0.10	0.1080	108	No
NEtFOSA 1	11.00 (11.00)	d5-NEtFOSA	519723	9762	0.10	0.1080	108	No
d9-EtFOSE 1	10.90 (11.00)	N_mefosa_d3	470624	840062	5.00	5.4410	109	No
d5-NEtFOSA 1	11.00 (11.00)	N_mefosa_d3	470624	519723	5.00	5.2450	105	No
d7-NMeFOSE 1	10.70 (10.70)	N_mefosa_d3	470624	622425	5.00	5.1890	104	No
13C_PFBA 1	2.49 (2.49)	N_mefosa_d3	470624	2158579	5.00	5.1980	104	No
13C_PFHXA 1	6.52 (6.51)	N_mefosa_d3	470624	3174134	5.00	5.2900	106	No
13C-PFOA 1	8.25 (8.24)	N_mefosa_d3	470624	2555810	5.00	5.4610	109	No
13C-PFNA 1	8.84 (8.83)	N_mefosa_d3	470624	2681289	5.00	5.1800	104	No
13C-PFOS 1	8.84 (8.83)	N_mefosa_d3	470624	2114006	5.00	5.3770	108	No
13C-PFDA 1	9.33 (9.33)	N_mefosa_d3	470624	2384435	5.00	5.2620	105	No
13C-PFUNA 1	9.74 (9.75)	N_mefosa_d3	470624	549848	5.00	5.7250	115	No
18O-PFHxS 1	7.60 (7.59)	N_mefosa_d3	470624	1064408	5.00	5.2400	105	No
13C-PFDoA 1	10.10 (10.10)	N_mefosa_d3	470624	33172	5.00	5.3580	107	No
PFTrDA 1	10.40 (10.40)	13c-pfdoda	33202	37700	0.10	0.0930	93	No
6_2-FTS 1	8.20 (8.20)	13C2-6_2-FTS	52136	22274	0.10	0.1150	115	No
8_2-FTS 1	9.30 (9.31)	13C2-6_2-FTS	52136	21013	0.10	0.1150	115	No
13C2-6_2-FTS 1	8.20 (8.19)	N_mefosa_d3	470624	52136	5.00	5.3600	107	No

IRC Summary

Analyte Peak Name	RT (Expected)	Area	Modified?	Calculated Ion Ratio (Expected Value)
Pfba 2	2.50 (2.50)	51924	No	0.99
Pfpea 2	4.96 (4.96)	38072	No	0.99
Pfbs 2	5.42 (5.42)	28104	No	0.42
Pfhxa 2	6.52 (6.53)	6573	No	0.10
Pfhpa 2	7.52 (7.52)	29968	No	0.37
Pfhxs 2	7.60 (7.60)	30429	No	0.40
Pfoa 2	8.25 (8.25)	55281	No	1.80
Pfna 2	8.83 (8.84)	16899	No	0.29
Pfos 2	8.84 (8.84)	13507	No	0.31
Pfda 2	9.33 (9.32)	9464	No	0.19
Pfuna 2	9.75 (9.74)	12726	No	0.36
Pfds 2	9.73 (9.74)	14670	No	0.31
Pfdoa 2	10.10 (10.10)	9950	No	0.31
Fosa 2	9.87 (9.88)	1275	No	0.02
Pfteda 2	10.70 (10.70)	5604	No	0.25
PFHpS 2	8.29 (8.29)	1123	No	0.24
NMeFOSE 2	0.00 (10.70)	0	No	0.00
NMeFOSA 2	10.70 (10.70)	6377	No	1.02
NEtFOSE 2	0.00 (11.00)	0	No	0.00
NEtFOSA 2	11.00 (11.00)	6560	No	0.67
PFTrDA 2	10.40 (10.40)	8062	No	0.21
6_2-FTS 2	8.20 (8.20)	28267	No	1.27
8_2-FTS 2	9.30 (9.32)	2108	No	0.10

Quantitative Peak Review **PFC 0.1ppb 15-OLC-02-45C**

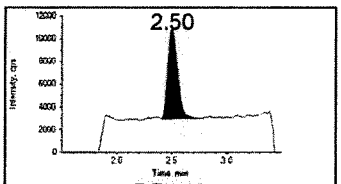

Pfba 1
213.000/169.000 Da
□ Baseline □ Missed
□ Wrong Peak

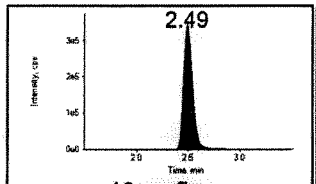

13c_pfba
217.000/172.000 Da
□ Baseline □ Missed
□ Wrong Peak

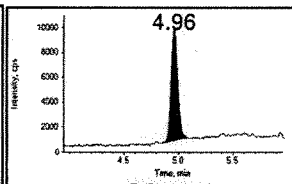

Pfpea 1
263.000/219.000 Da
□ Baseline □ Missed
□ Wrong Peak

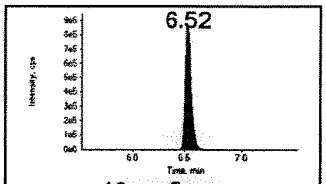

13c_pfhxa
315.000/270.000 Da
□ Baseline □ Missed
□ Wrong Peak

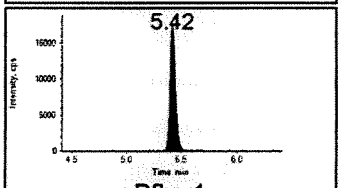

Pfbs 1
299.000/80.000 Da
□ Baseline □ Missed
□ Wrong Peak

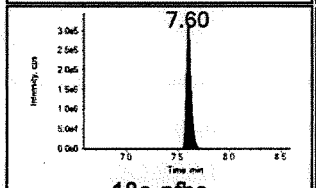

18o-pfhs
403.000/103.000 Da
□ Baseline □ Missed
□ Wrong Peak

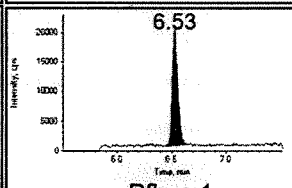

Pfhxa 1
313.000/269.000 Da
□ Baseline □ Missed
□ Wrong Peak

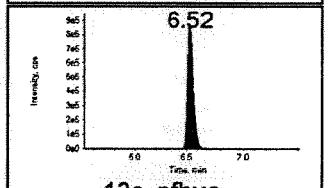

13c_pfhxa
315.000/270.000 Da
□ Baseline □ Missed
□ Wrong Peak

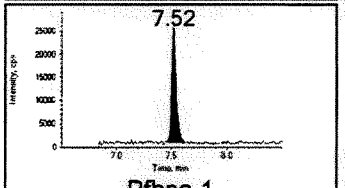

Pfhpa 1
363.000/319.000 Da
□ Baseline □ Missed
□ Wrong Peak

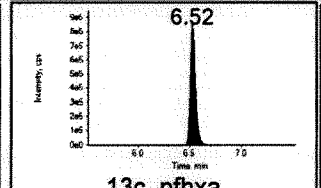

13c_pfhxa
315.000/270.000 Da
□ Baseline □ Missed
□ Wrong Peak

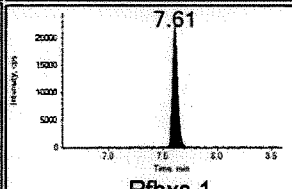

Pfhxs 1
399.000/80.000 Da
□ Baseline □ Missed
□ Wrong Peak

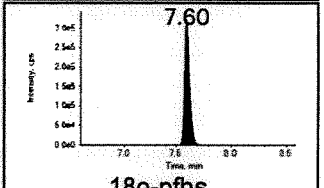

18o-pfhs
403.000/103.000 Da
□ Baseline □ Missed
□ Wrong Peak

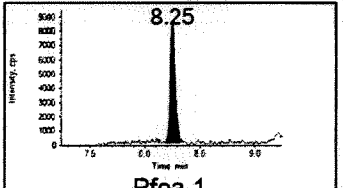

Pfoa 1
413.000/169.000 Da
□ Baseline □ Missed
□ Wrong Peak

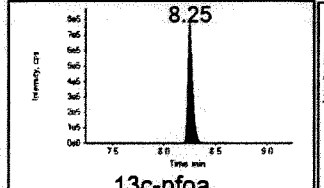

13c-pfoa
417.000/372.000 Da
□ Baseline □ Missed
□ Wrong Peak

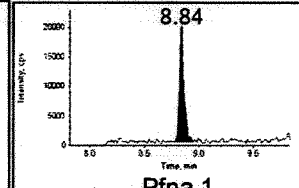

Pfna 1
463.000/419.000 Da
□ Baseline □ Missed
□ Wrong Peak

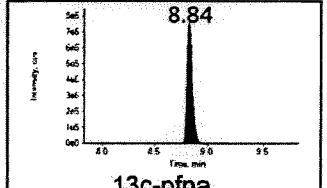

13c-pfna
468.000/423.000 Da
□ Baseline □ Missed
□ Wrong Peak

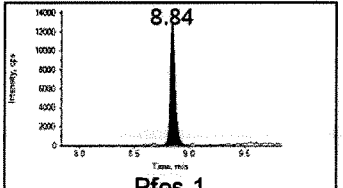

Pfos 1
499.000/80.000 Da
□ Baseline □ Missed
□ Wrong Peak

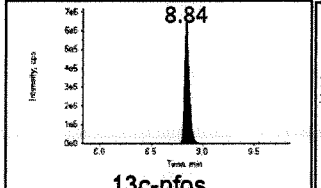

13c-pfos
503.000/80.000 Da
□ Baseline □ Missed
□ Wrong Peak

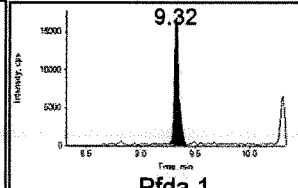

Pfda 1
513.000/469.000 Da
□ Baseline □ Missed
□ Wrong Peak

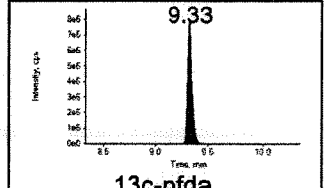

13c-pfda
515.000/470.000 Da
□ Baseline □ Missed
□ Wrong Peak

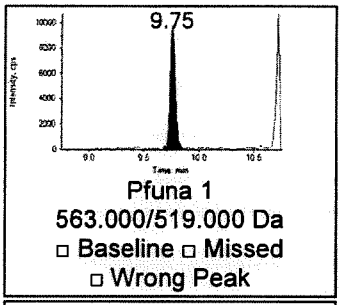

Pfuna 1
563.000/519.000 Da
□ Baseline □ Missed
□ Wrong Peak

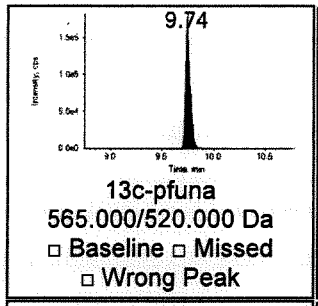

13c-pfuna
565.000/520.000 Da
□ Baseline □ Missed
□ Wrong Peak

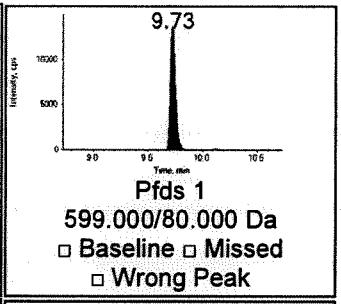

Pfds 1
599.000/80.000 Da
□ Baseline □ Missed
□ Wrong Peak

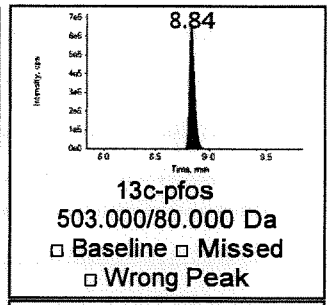

13c-pfos
503.000/80.000 Da
□ Baseline □ Missed
□ Wrong Peak

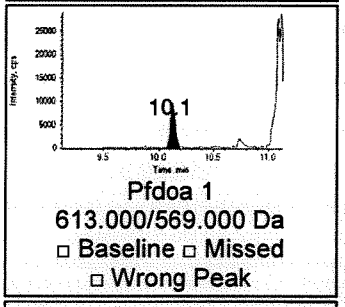

Pfdoa 1
613.000/569.000 Da
□ Baseline □ Missed
□ Wrong Peak

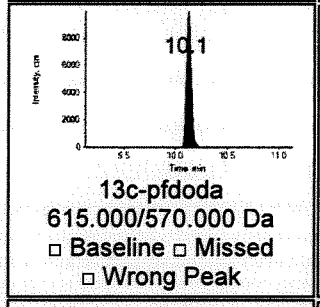

13c-pfdoda
615.000/570.000 Da
□ Baseline □ Missed
□ Wrong Peak

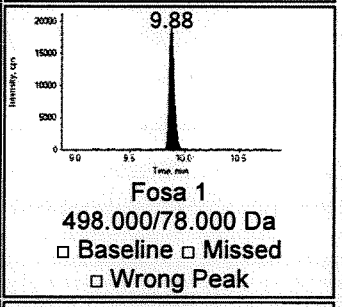

Fosa 1
498.000/78.000 Da
□ Baseline □ Missed
□ Wrong Peak

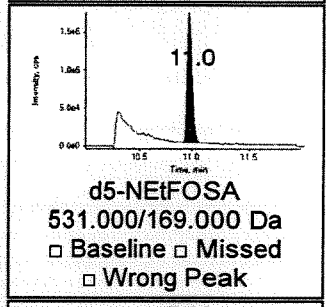

d5-NEtFOSA
531.000/169.000 Da
□ Baseline □ Missed
□ Wrong Peak

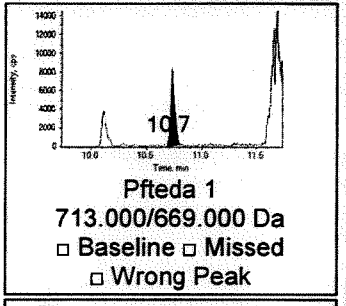

Pfteda 1
713.000/669.000 Da
□ Baseline □ Missed
□ Wrong Peak

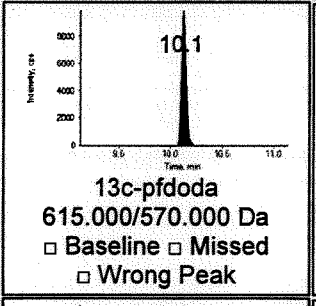

13c-pfdoda
615.000/570.000 Da
□ Baseline □ Missed
□ Wrong Peak

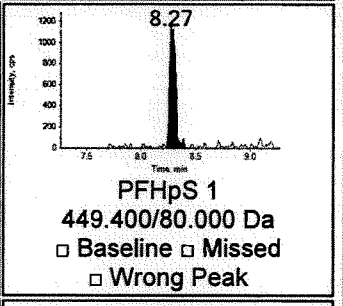

PFHpS 1
449.400/80.000 Da
□ Baseline □ Missed
□ Wrong Peak

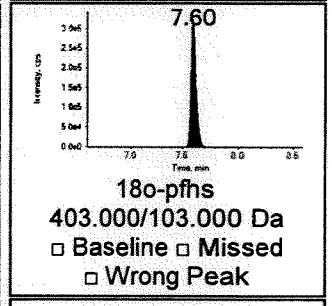

18o-pfhs
403.000/103.000 Da
□ Baseline □ Missed
□ Wrong Peak

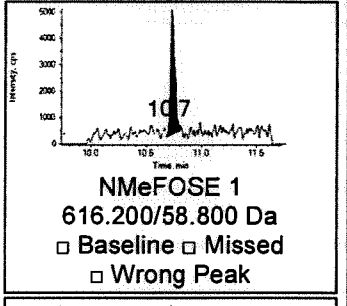

NMeFOSE 1
616.200/58.800 Da
□ Baseline □ Missed
□ Wrong Peak

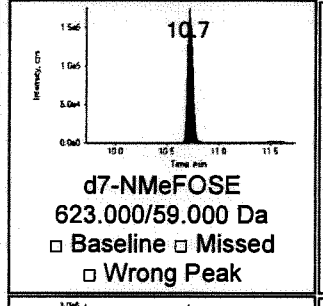

d7-NMeFOSE
623.000/59.000 Da
□ Baseline □ Missed
□ Wrong Peak

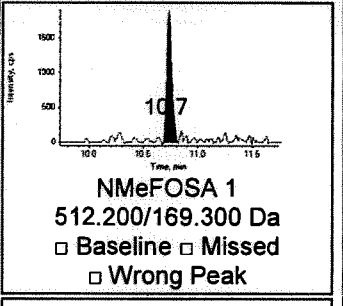

NMeFOSA 1
512.200/169.300 Da
□ Baseline □ Missed
□ Wrong Peak

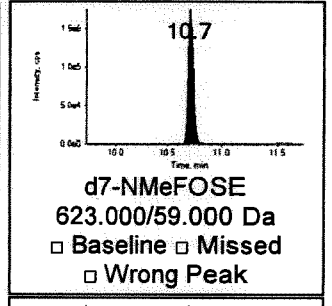

d7-NMeFOSE
623.000/59.000 Da
□ Baseline □ Missed
□ Wrong Peak

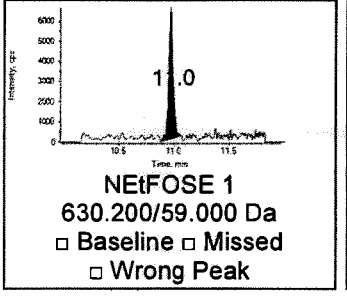

NEtFOSE 1
630.200/59.000 Da
□ Baseline □ Missed
□ Wrong Peak

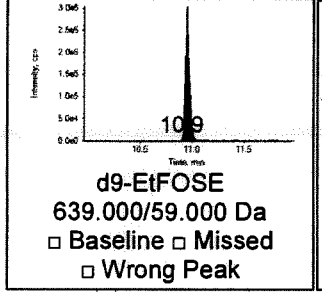

d9-EtFOSE
639.000/59.000 Da
□ Baseline □ Missed
□ Wrong Peak

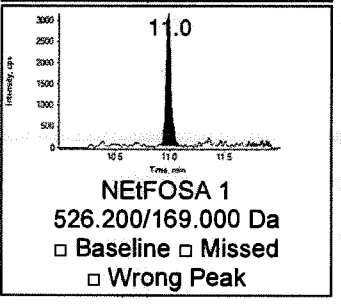

NEtFOSA 1
526.200/169.000 Da
□ Baseline □ Missed
□ Wrong Peak

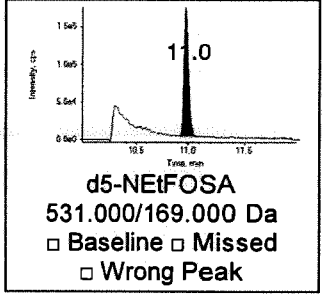

d5-NEtFOSA
531.000/169.000 Da
□ Baseline □ Missed
□ Wrong Peak

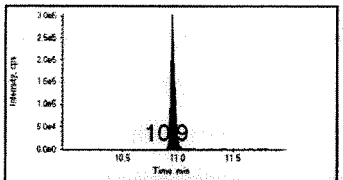

d9-EtFOSE 1
639.000/59.000 Da
□ Baseline □ Missed
□ Wrong Peak

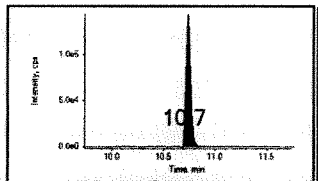

N_mefosa_d3
515.000/169.000 Da
□ Baseline □ Missed
□ Wrong Peak

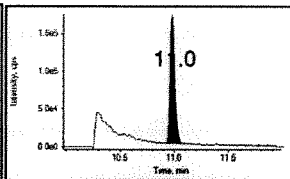

d5-NEtFOSA 1
531.000/169.000 Da
□ Baseline □ Missed
□ Wrong Peak

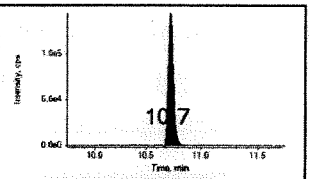

N_mefosa_d3
515.000/169.000 Da
□ Baseline □ Missed
□ Wrong Peak

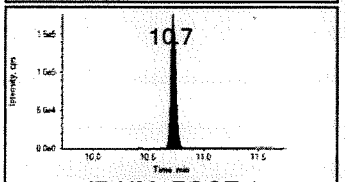

d7-NMeFOSE 1
623.000/59.000 Da
□ Baseline □ Missed
□ Wrong Peak

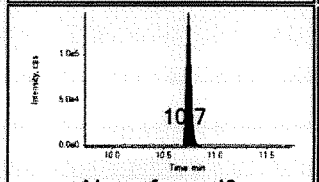

N_mefosa_d3
515.000/169.000 Da
□ Baseline □ Missed
□ Wrong Peak

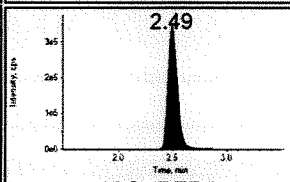

13C_PFBA 1
217.000/172.000 Da
□ Baseline □ Missed
□ Wrong Peak

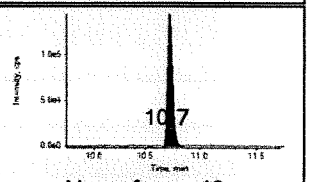

N_mefosa_d3
515.000/169.000 Da
□ Baseline □ Missed
□ Wrong Peak

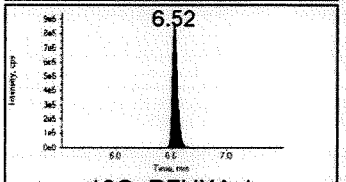

13C_PFHXA 1
315.000/270.000 Da
□ Baseline □ Missed
□ Wrong Peak

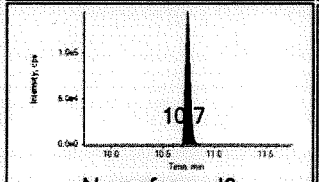

N_mefosa_d3
515.000/169.000 Da
□ Baseline □ Missed
□ Wrong Peak

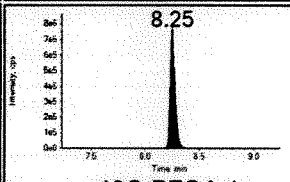

13C-PFOA 1
417.000/372.000 Da
□ Baseline □ Missed
□ Wrong Peak

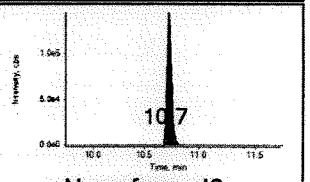

N_mefosa_d3
515.000/169.000 Da
□ Baseline □ Missed
□ Wrong Peak

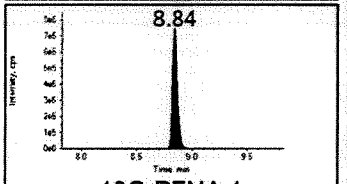

13C-PFNA 1
468.000/423.000 Da
□ Baseline □ Missed
□ Wrong Peak

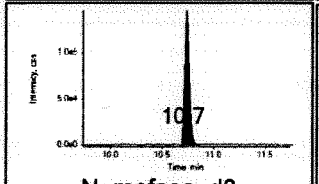

N_mefosa_d3
515.000/169.000 Da
□ Baseline □ Missed
□ Wrong Peak

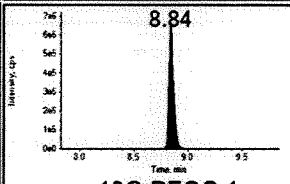

13C-PFOS 1
503.000/80.000 Da
□ Baseline □ Missed
□ Wrong Peak

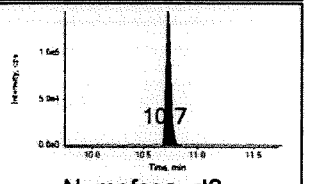

N_mefosa_d3
515.000/169.000 Da
□ Baseline □ Missed
□ Wrong Peak

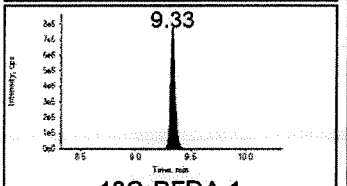

13C-PFDA 1
515.000/470.000 Da
□ Baseline □ Missed
□ Wrong Peak

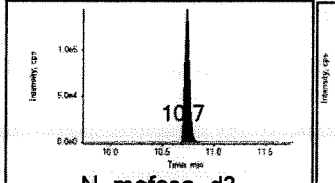

N_mefosa_d3
515.000/169.000 Da
□ Baseline □ Missed
□ Wrong Peak

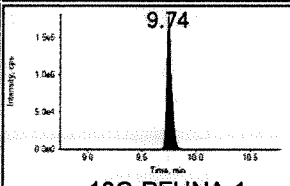

13C-PFUNA 1
565.000/520.000 Da
□ Baseline □ Missed
□ Wrong Peak

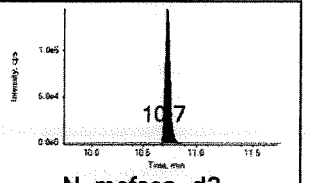

N_mefosa_d3
515.000/169.000 Da
□ Baseline □ Missed
□ Wrong Peak

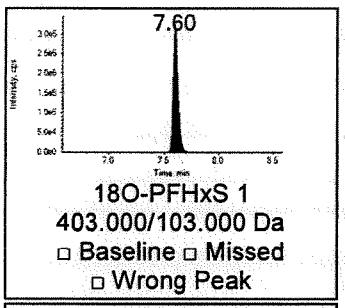

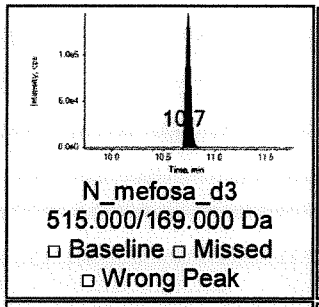

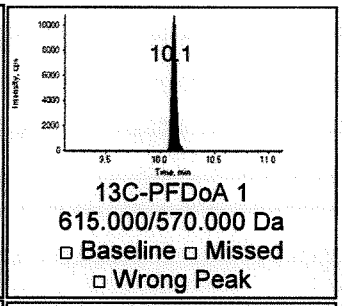

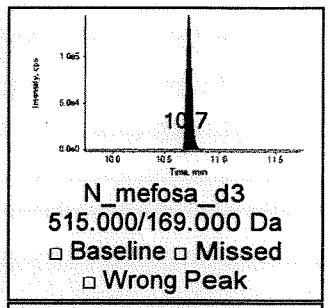

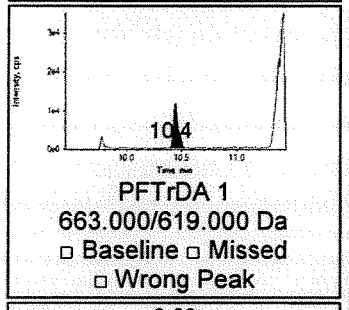

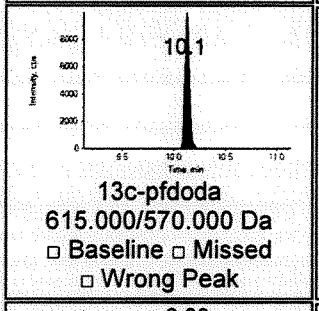

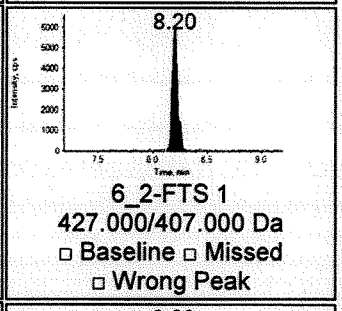

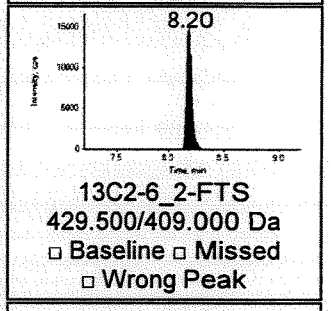

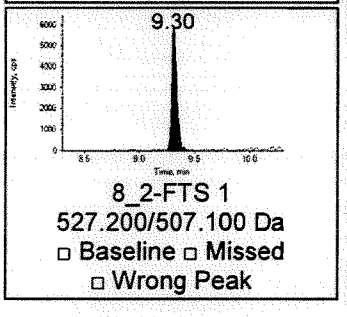

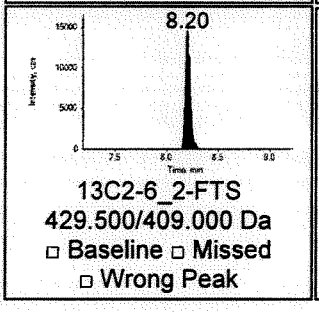

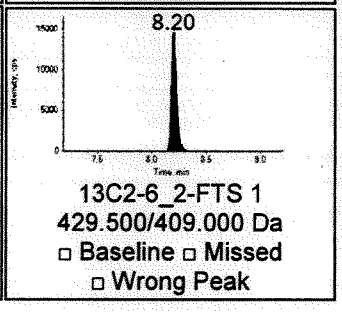

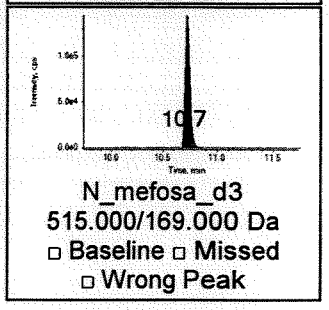

Ion Ratio Confirmation

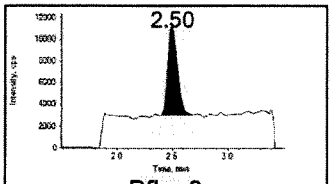

Pfba 2
Mod?
□ Baseline □ Missed
□ Wrong Peak

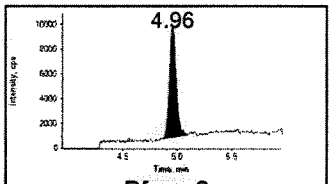

Pfpea 2
Mod?
□ Baseline □ Missed
□ Wrong Peak

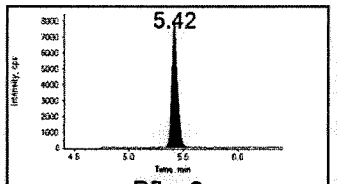

Pfbs 2
Mod?
□ Baseline □ Missed
□ Wrong Peak

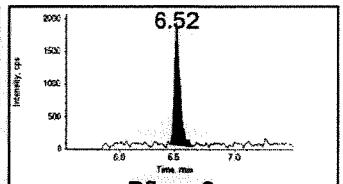

Pfhxa 2
Mod?
□ Baseline □ Missed
□ Wrong Peak

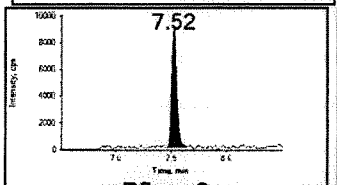

Pfhpa 2
Mod?
□ Baseline □ Missed
□ Wrong Peak

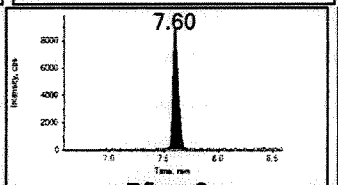

Pfhxs 2
Mod?
□ Baseline □ Missed
□ Wrong Peak

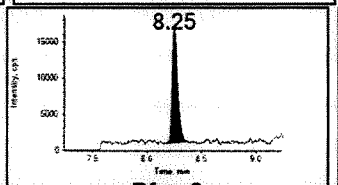

Pfoa 2
Mod?
□ Baseline □ Missed
□ Wrong Peak

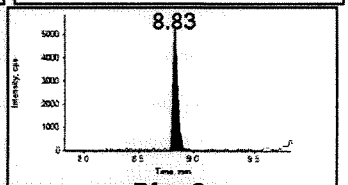

Pfna 2
Mod?
□ Baseline □ Missed
□ Wrong Peak

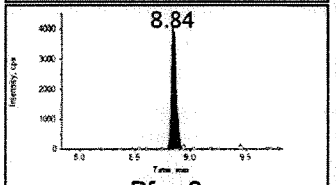

Pfos 2
Mod?
□ Baseline □ Missed
□ Wrong Peak

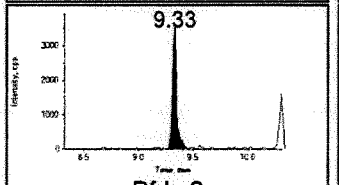

Pfda 2
Mod?
□ Baseline □ Missed
□ Wrong Peak

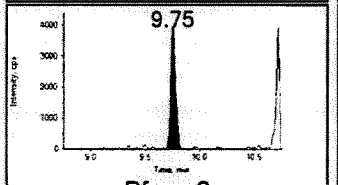

Pfuna 2
Mod?
□ Baseline □ Missed
□ Wrong Peak

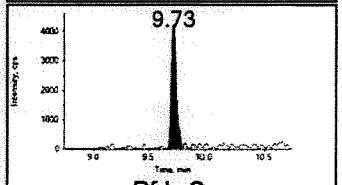

Pfds 2
Mod?
□ Baseline □ Missed
□ Wrong Peak

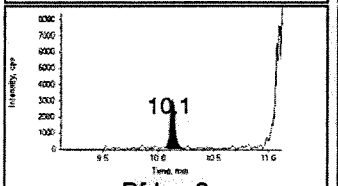

Pfdoa 2
Mod?
□ Baseline □ Missed
□ Wrong Peak

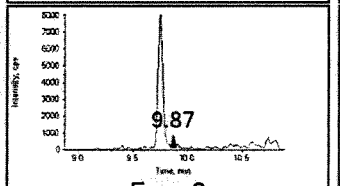

Fosa 2
Mod?
□ Baseline □ Missed
□ Wrong Peak

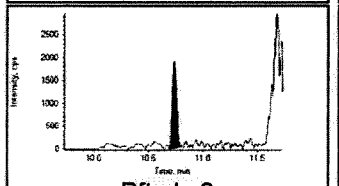

Pfteda 2
Mod?
□ Baseline □ Missed
□ Wrong Peak

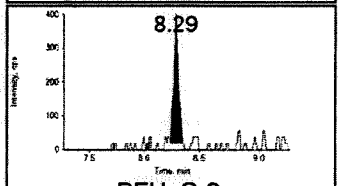

PFHpS 2
Mod?
□ Baseline □ Missed
□ Wrong Peak

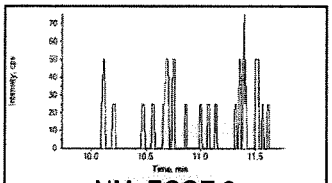

NMeFOSE 2
Mod?
□ Baseline □ Missed
□ Wrong Peak

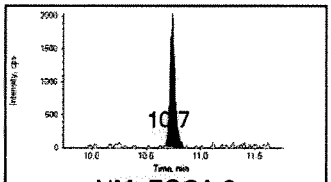

NMeFOSA 2
Mod?
□ Baseline □ Missed
□ Wrong Peak

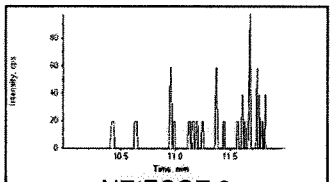

NEtFOSE 2
Mod?
□ Baseline □ Missed
□ Wrong Peak

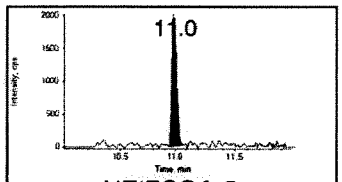

NEtFOSA 2
Mod?
□ Baseline □ Missed
□ Wrong Peak

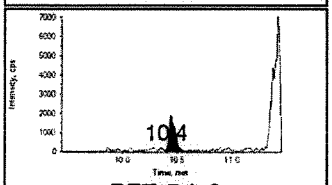

PFTrDA 2
Mod?
□ Baseline □ Missed
□ Wrong Peak

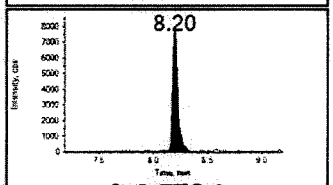

6_2-FTS 2
Mod?
□ Baseline □ Missed
□ Wrong Peak

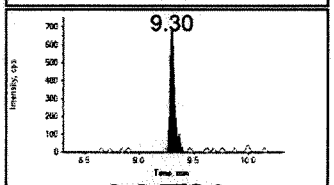

8_2-FTS 2
Mod?
□ Baseline □ Missed
□ Wrong Peak

Project	Ewan's Projects\PFCs	**Result Table**	051116.rdb
Data File	051116\1011.wiff	**Algorithm Used**	MQL
Acquisition Method	PFC_090315 schedule mrm.dam	**Instrument Name**	LCMS02

Sample Name	PFC 0.25ppb	**Injection Vial**	20004
Acquisition Date	5/11/2016 1:14:57 PM	**Injection Volume**	10
Acquisition Method	PFC_090315 schedule mrm.dam	**Sample Type**	Standard
Sample ID	15-OLC-02-45D	**Dilution Factor**	1.00

Results Summary

Analyte Name	Analyte RT (Expected)	IS Name	IS Area	Analyte Area	Exp Conc (ng/mL)	Calc. Conc (ng/mL)	Accuracy (%)	Mod?
Pfba 1	2.50 (2.50)	13c_pfba	2075296	97980	0.25	0.2760	111	No
Pfpea 1	4.96 (4.96)	13c_pfhxa	3013614	80848	0.25	0.2350	94	No
Pfbs 1	5.42 (5.42)	18o-pfhs	1020779	141053	0.25	0.2390	96	No
Pfhxa 1	6.52 (6.52)	13c_pfhxa	3013614	129544	0.25	0.2450	98	No
Pfhpa 1	7.52 (7.52)	13c_pfhxa	3013614	156888	0.25	0.2390	96	No
Pfhxs 1	7.59 (7.60)	18o-pfhs	1020779	147389	0.25	0.2560	103	No
Pfoa 1	8.24 (8.25)	13c-pfoa	2400796	60587	0.25	0.2350	94	No
Pfna 1	8.83 (8.82)	13c-pfna	2548849	123195	0.25	0.2530	101	No
Pfos 1	8.84 (8.84)	13c-pfos	1979697	88664	0.25	0.2410	96	No
Pfda 1	9.32 (9.32)	13c-pfda	2205377	104371	0.25	0.2630	105	No
Pfuna 1	9.75 (9.75)	13c-pfuna	480426	66871	0.25	0.2610	105	No
Pfds 1	9.73 (9.73)	13c-pfos	1979697	96787	0.25	0.2310	93	No
Pfdoa 1	10.10 (10.10)	13c-pfdoda	29428	77723	0.25	0.2760	110	No
Fosa 1	9.88 (9.88)	d5-NEtFOSA	511390	131010	0.25	0.2340	94	No
Pfteda 1	10.70 (10.70)	13c-pfdoda	29428	44919	0.25	0.2360	94	No
PFHpS 1	8.28 (8.28)	18o-pfhs	1020779	8976	0.25	0.2300	92	No
NMeFOSE 1	10.70 (10.70)	d7-NMeFOSE	680845	33360	0.25	0.2200	88	No

JUN 0 3 2016

Analyte Name	Analyte RT (Expected)	IS Name	IS Area	Analyte Area	Exp Conc (ng/mL)	Calc. Conc (ng/mL)	Accuracy (%)	Mod?
NMeFOSA 1	10.70 (10.70)	d7-NMeFOSE	680845	13912	0.25	0.2110	84	No
NEtFOSE 1	11.00 (11.00)	d9-EtFOSE	725720	36683	0.25	0.2360	95	No
NEtFOSA 1	11.00 (11.00)	d5-NEtFOSA	511390	19902	0.25	0.2230	89	No
d9-EtFOSE 1	10.90 (11.00)	N_mefosa_d3	495655	725720	5.00	4.4630	89	No
d5-NEtFOSA 1	11.00 (11.00)	N_mefosa_d3	495655	511390	5.00	4.9010	98	No
d7-NMeFOSE 1	10.70 (10.70)	N_mefosa_d3	495655	680845	5.00	5.3900	108	No
13C_PFBA 1	2.50 (2.49)	N_mefosa_d3	495655	2075296	5.00	4.7450	95	No
13C_PFHXA 1	6.52 (6.51)	N_mefosa_d3	495655	3013614	5.00	4.7690	95	No
13C-PFOA 1	8.24 (8.23)	N_mefosa_d3	495655	2400796	5.00	4.8710	97	No
13C-PFNA 1	8.83 (8.83)	N_mefosa_d3	495655	2548849	5.00	4.6760	94	No
13C-PFOS 1	8.84 (8.83)	N_mefosa_d3	495655	1979697	5.00	4.7810	96	No
13C-PFDA 1	9.32 (9.33)	N_mefosa_d3	495655	2205377	5.00	4.6210	92	No
13C-PFUNA 1	9.75 (9.75)	N_mefosa_d3	495655	480426	5.00	4.7500	95	No
18O-PFHxS 1	7.59 (7.59)	N_mefosa_d3	495655	1020779	5.00	4.7710	95	No
13C-PFDoA 1	10.10 (10.10)	N_mefosa_d3	495655	29753	5.00	4.5630	91	No
PFTrDA 1	10.40 (10.40)	13c-pfdoda	29428	98418	0.25	0.2740	110	No
6_2-FTS 1	8.20 (8.20)	13C2-6_2-FTS	47283	45344	0.25	0.2480	99	No
8_2-FTS 1	9.30 (9.32)	13C2-6_2-FTS	47283	40725	0.25	0.2450	98	No
13C2-6_2-FTS 1	8.20 (8.19)	N_mefosa_d3	495655	47283	5.00	4.6150	92	No

IRC Summary

Analyte Peak Name	RT (Expected)	Area	Modified?	Calculated Ion Ratio (Expected Value)
Pfba 2	2.50 (2.50)	95957	No	0.98
Pfpea 2	4.96 (4.96)	79748	No	0.99
Pfbs 2	5.41 (5.42)	56910	No	0.40
Pfhxa 2	6.53 (6.52)	11833	No	0.09
Pfhpa 2	7.52 (7.52)	58334	No	0.37
Pfhxs 2	7.60 (7.60)	57961	No	0.39
Pfoa 2	8.24 (8.24)	118054	No	1.95
Pfna 2	8.83 (8.83)	33071	No	0.27
Pfos 2	8.84 (8.84)	28588	No	0.32
Pfda 2	9.33 (9.32)	17638	No	0.17
Pfuna 2	9.75 (9.75)	22146	No	0.33
Pfds 2	9.73 (9.73)	30725	No	0.32
Pfdoa 2	10.10 (10.10)	20725	No	0.27
Fosa 2	9.88 (9.88)	3991	No	0.03
Pfteda 2	10.70 (10.70)	10942	No	0.24
PFHpS 2	8.27 (8.28)	3980	No	0.44
NMeFOSE 2	0.00 (10.70)	0	No	0.00
NMeFOSA 2	10.70 (10.70)	13918	No	1.00
NEtFOSE 2	0.00 (11.00)	0	No	0.00
NEtFOSA 2	11.00 (11.00)	12854	No	0.65
PFTrDA 2	10.40 (10.40)	17791	No	0.18
6_2-FTS 2	8.20 (8.20)	55708	No	1.23
8_2-FTS 2	9.30 (9.32)	4400	No	0.11

Quantitative Peak Review **PFC 0.25ppb 15-OLC-02-45D**

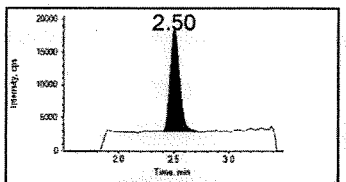

Pfba 1
213.000/169.000 Da
□ Baseline □ Missed
□ Wrong Peak

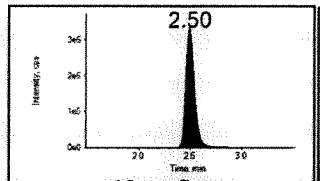

13c_pfba
217.000/172.000 Da
□ Baseline □ Missed
□ Wrong Peak

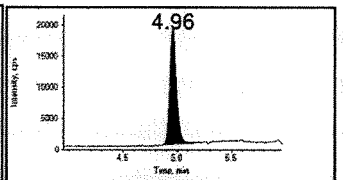

Pfpea 1
263.000/219.000 Da
□ Baseline □ Missed
□ Wrong Peak

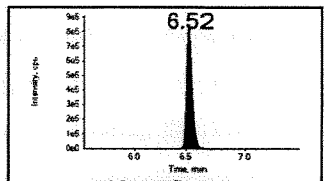

13c_pfhxa
315.000/270.000 Da
□ Baseline □ Missed
□ Wrong Peak

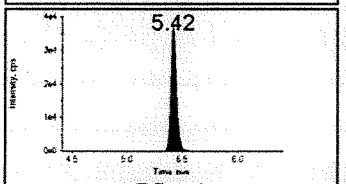

Pfbs 1
299.000/80.000 Da
□ Baseline □ Missed
□ Wrong Peak

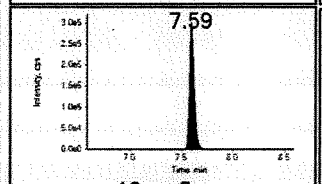

18o-pfhs
403.000/103.000 Da
□ Baseline □ Missed
□ Wrong Peak

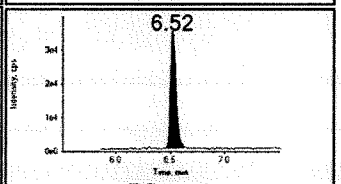

Pfhxa 1
313.000/269.000 Da
□ Baseline □ Missed
□ Wrong Peak

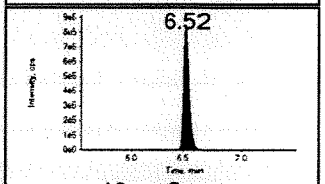

13c_pfhxa
315.000/270.000 Da
□ Baseline □ Missed
□ Wrong Peak

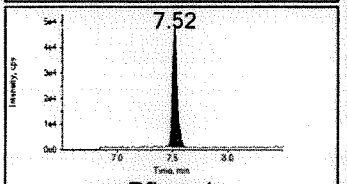

Pfhpa 1
363.000/319.000 Da
□ Baseline □ Missed
□ Wrong Peak

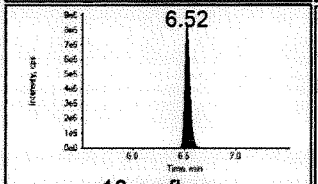

13c_pfhxa
315.000/270.000 Da
□ Baseline □ Missed
□ Wrong Peak

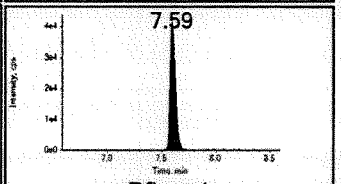

Pfhxs 1
399.000/80.000 Da
□ Baseline □ Missed
□ Wrong Peak

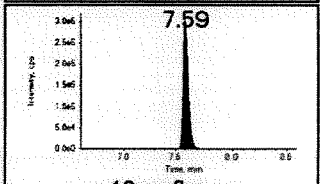

18o-pfhs
403.000/103.000 Da
□ Baseline □ Missed
□ Wrong Peak

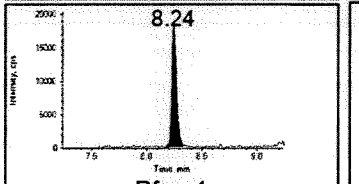

Pfoa 1
413.000/169.000 Da
□ Baseline □ Missed
□ Wrong Peak

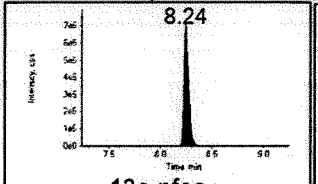

13c-pfoa
417.000/372.000 Da
□ Baseline □ Missed
□ Wrong Peak

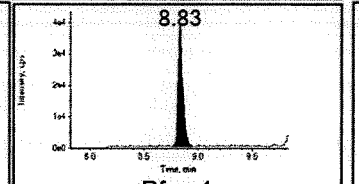

Pfna 1
463.000/419.000 Da
□ Baseline □ Missed
□ Wrong Peak

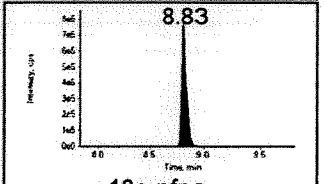

13c-pfna
468.000/423.000 Da
□ Baseline □ Missed
□ Wrong Peak

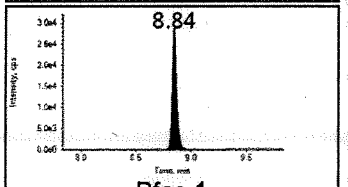

Pfos 1
499.000/80.000 Da
□ Baseline □ Missed
□ Wrong Peak

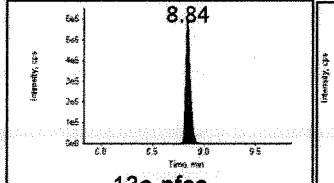

13c-pfos
503.000/80.000 Da
□ Baseline □ Missed
□ Wrong Peak

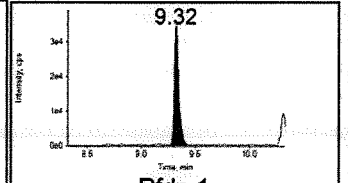

Pfda 1
513.000/469.000 Da
□ Baseline □ Missed
□ Wrong Peak

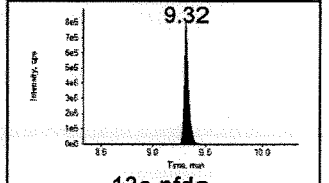

13c-pfda
515.000/470.000 Da
□ Baseline □ Missed
□ Wrong Peak

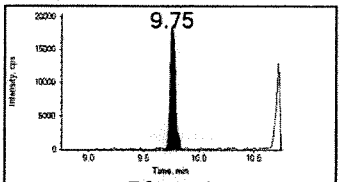

Pfuna 1
563.000/519.000 Da
□ Baseline □ Missed
□ Wrong Peak

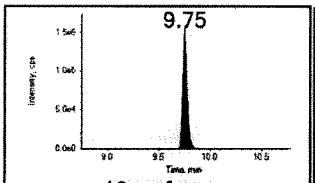

13c-pfuna
565.000/520.000 Da
□ Baseline □ Missed
□ Wrong Peak

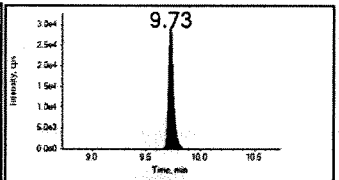

Pfds 1
599.000/80.000 Da
□ Baseline □ Missed
□ Wrong Peak

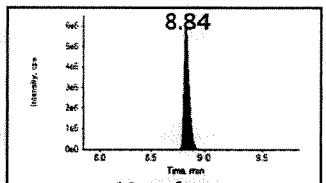

13c-pfos
503.000/80.000 Da
□ Baseline □ Missed
□ Wrong Peak

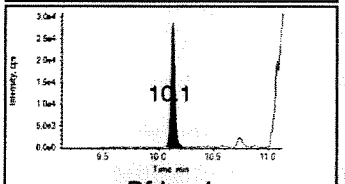

Pfdoa 1
613.000/569.000 Da
□ Baseline □ Missed
□ Wrong Peak

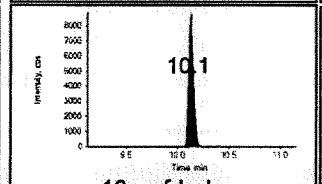

13c-pfdoda
615.000/570.000 Da
□ Baseline □ Missed
□ Wrong Peak

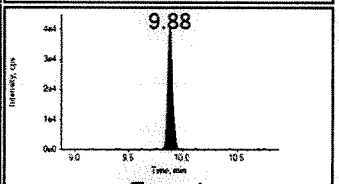

Fosa 1
498.000/78.000 Da
□ Baseline □ Missed
□ Wrong Peak

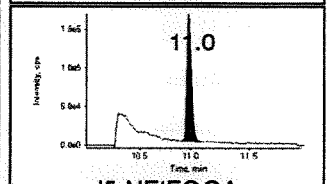

d5-NEtFOSA
531.000/169.000 Da
□ Baseline □ Missed
□ Wrong Peak

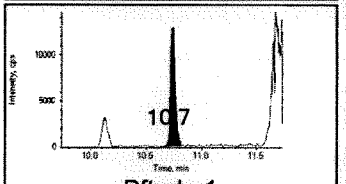

Pfteda 1
713.000/669.000 Da
□ Baseline □ Missed
□ Wrong Peak

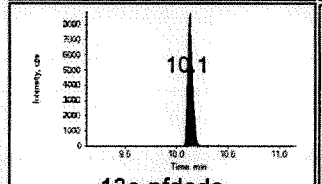

13c-pfdoda
615.000/570.000 Da
□ Baseline □ Missed
□ Wrong Peak

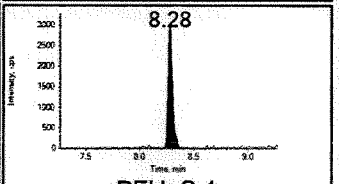

PFHpS 1
449.400/80.000 Da
□ Baseline □ Missed
□ Wrong Peak

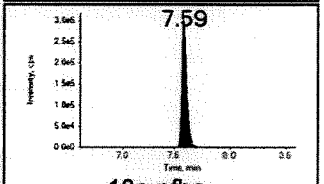

18o-pfhs
403.000/103.000 Da
□ Baseline □ Missed
□ Wrong Peak

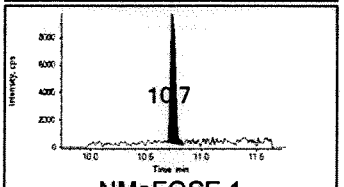

NMeFOSE 1
616.200/58.800 Da
□ Baseline □ Missed
□ Wrong Peak

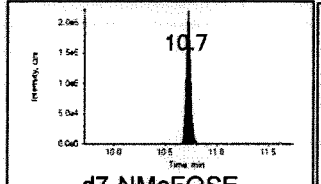

d7-NMeFOSE
623.000/59.000 Da
□ Baseline □ Missed
□ Wrong Peak

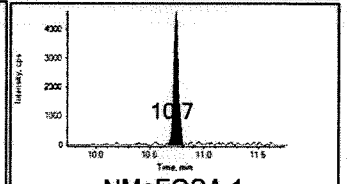

NMeFOSA 1
512.200/169.300 Da
□ Baseline □ Missed
□ Wrong Peak

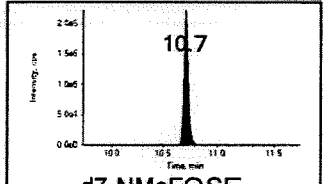

d7-NMeFOSE
623.000/59.000 Da
□ Baseline □ Missed
□ Wrong Peak

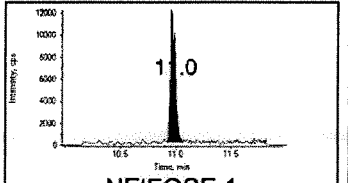

NEtFOSE 1
630.200/59.000 Da
□ Baseline □ Missed
□ Wrong Peak

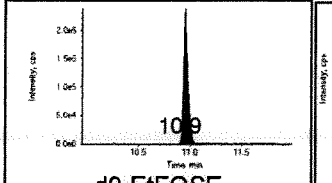

d9-EtFOSE
639.000/59.000 Da
□ Baseline □ Missed
□ Wrong Peak

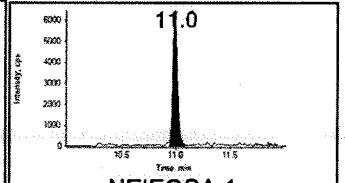

NEtFOSA 1
526.200/169.000 Da
□ Baseline □ Missed
□ Wrong Peak

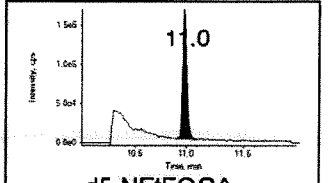

d5-NEtFOSA
531.000/169.000 Da
□ Baseline □ Missed
□ Wrong Peak

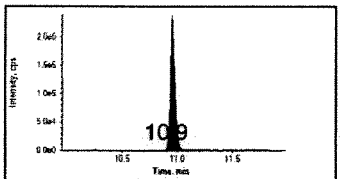

d9-EtFOSE 1
639.000/59.000 Da
□ Baseline □ Missed
□ Wrong Peak

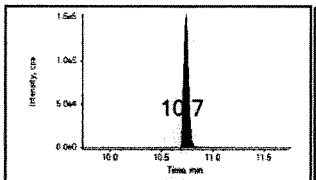

N_mefosa_d3
515.000/169.000 Da
□ Baseline □ Missed
□ Wrong Peak

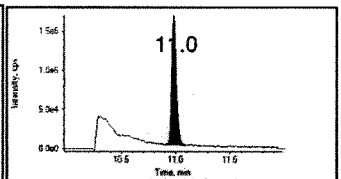

d5-NEtFOSA 1
531.000/169.000 Da
□ Baseline □ Missed
□ Wrong Peak

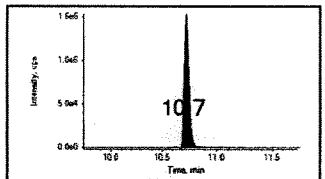

N_mefosa_d3
515.000/169.000 Da
□ Baseline □ Missed
□ Wrong Peak

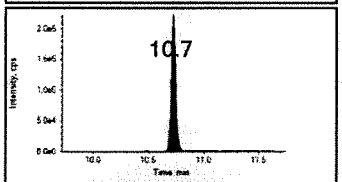

d7-NMeFOSE 1
623.000/59.000 Da
□ Baseline □ Missed
□ Wrong Peak

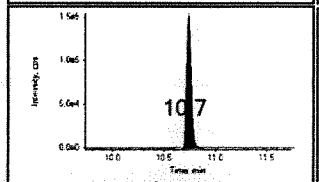

N_mefosa_d3
515.000/169.000 Da
□ Baseline □ Missed
□ Wrong Peak

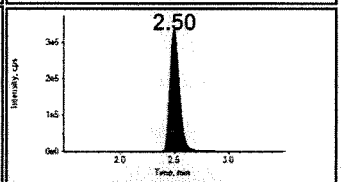

13C_PFBA 1
217.000/172.000 Da
□ Baseline □ Missed
□ Wrong Peak

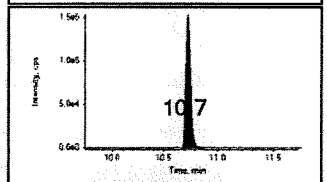

N_mefosa_d3
515.000/169.000 Da
□ Baseline □ Missed
□ Wrong Peak

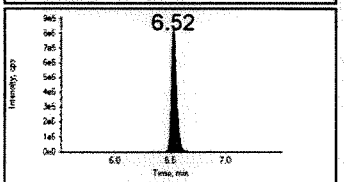

13C_PFHXA 1
315.000/270.000 Da
□ Baseline □ Missed
□ Wrong Peak

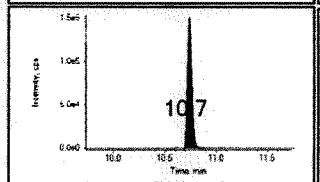

N_mefosa_d3
515.000/169.000 Da
□ Baseline □ Missed
□ Wrong Peak

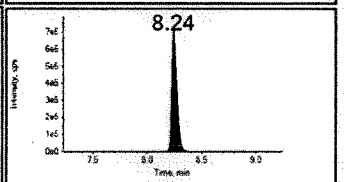

13C-PFOA 1
417.000/372.000 Da
□ Baseline □ Missed
□ Wrong Peak

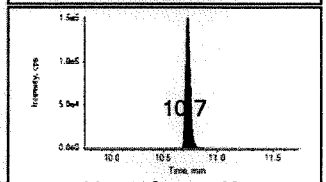

N_mefosa_d3
515.000/169.000 Da
□ Baseline □ Missed
□ Wrong Peak

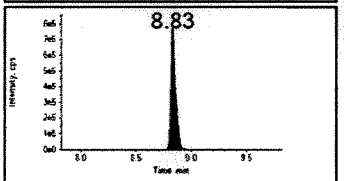

13C-PFNA 1
468.000/423.000 Da
□ Baseline □ Missed
□ Wrong Peak

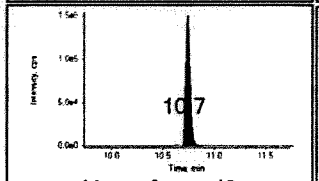

N_mefosa_d3
515.000/169.000 Da
□ Baseline □ Missed
□ Wrong Peak

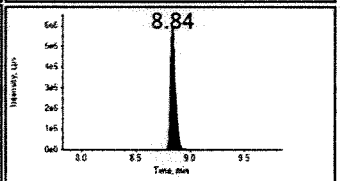

13C-PFOS 1
503.000/80.000 Da
□ Baseline □ Missed
□ Wrong Peak

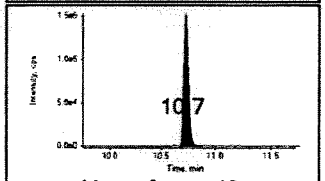

N_mefosa_d3
515.000/169.000 Da
□ Baseline □ Missed
□ Wrong Peak

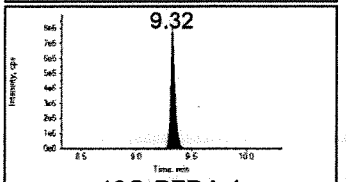

13C-PFDA 1
515.000/470.000 Da
□ Baseline □ Missed
□ Wrong Peak

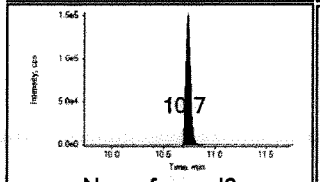

N_mefosa_d3
515.000/169.000 Da
□ Baseline □ Missed
□ Wrong Peak

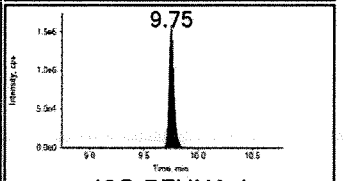

13C-PFUNA 1
565.000/520.000 Da
□ Baseline □ Missed
□ Wrong Peak

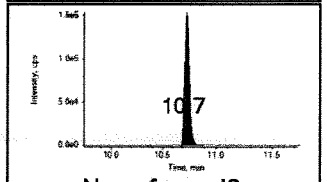

N_mefosa_d3
515.000/169.000 Da
□ Baseline □ Missed
□ Wrong Peak

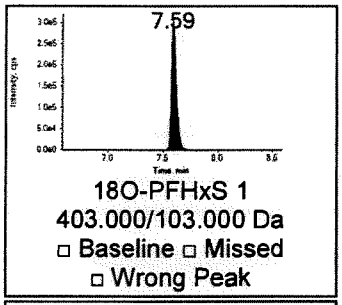

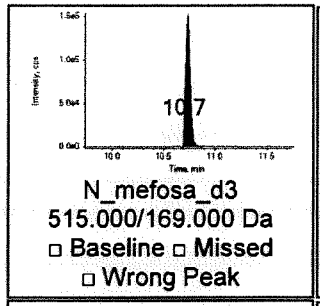

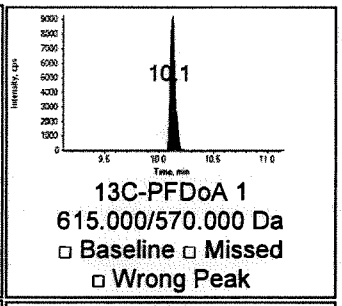

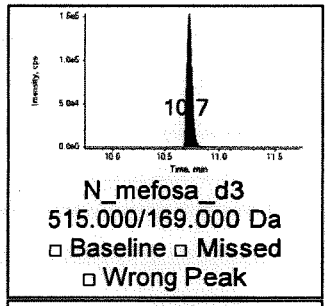

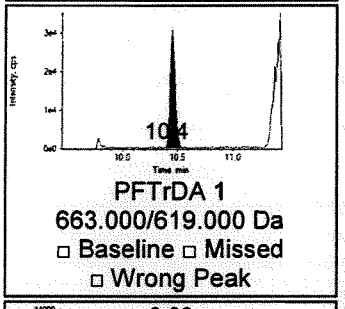

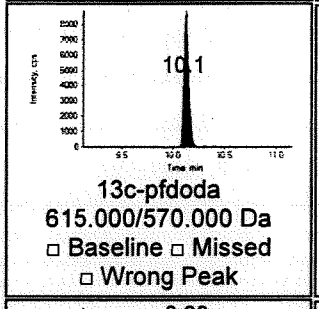

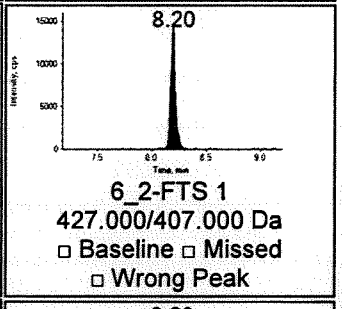

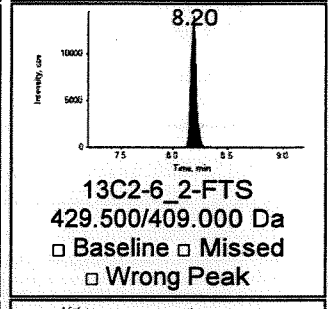

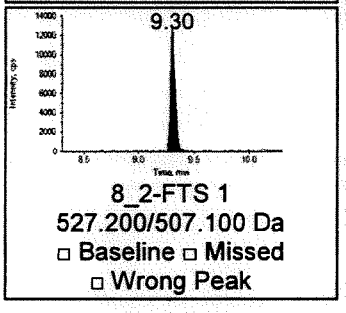

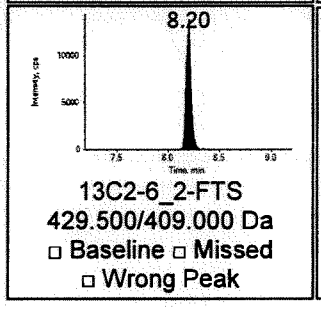

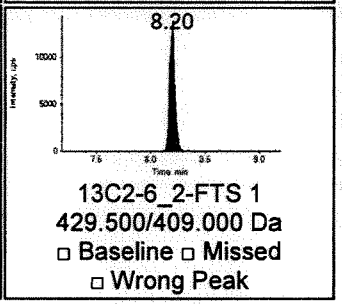

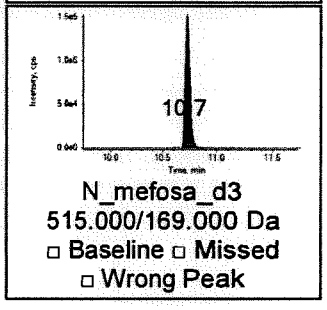

Ion Ratio Confirmation

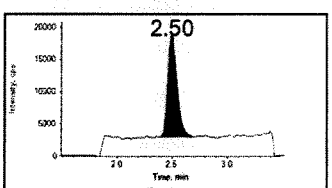

Pfba 2
Mod?
□ Baseline □ Missed
□ Wrong Peak

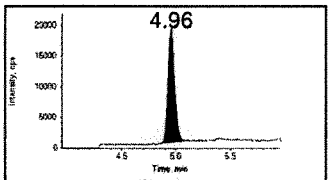

Pfpea 2
Mod?
□ Baseline □ Missed
□ Wrong Peak

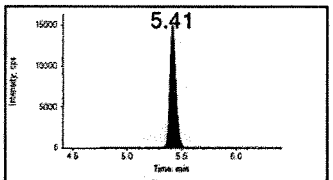

Pfbs 2
Mod?
□ Baseline □ Missed
□ Wrong Peak

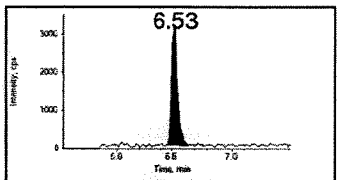

Pfhxa 2
Mod?
□ Baseline □ Missed
□ Wrong Peak

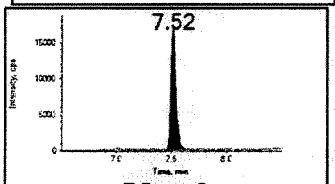

Pfhpa 2
Mod?
□ Baseline □ Missed
□ Wrong Peak

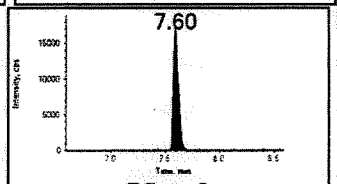

Pfhxs 2
Mod?
□ Baseline □ Missed
□ Wrong Peak

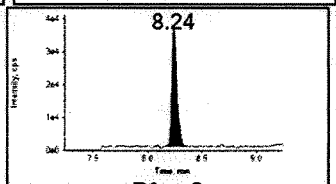

Pfoa 2
Mod?
□ Baseline □ Missed
□ Wrong Peak

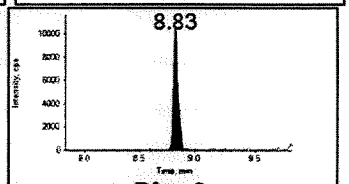

Pfna 2
Mod?
□ Baseline □ Missed
□ Wrong Peak

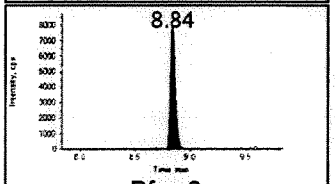

Pfos 2
Mod?
□ Baseline □ Missed
□ Wrong Peak

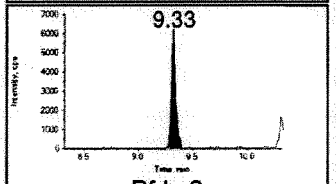

Pfda 2
Mod?
□ Baseline □ Missed
□ Wrong Peak

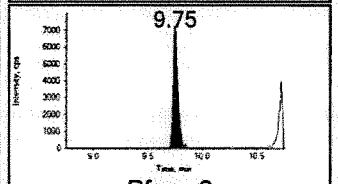

Pfuna 2
Mod?
□ Baseline □ Missed
□ Wrong Peak

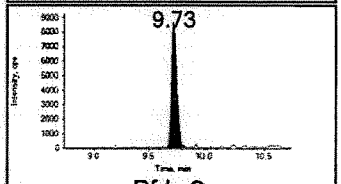

Pfds 2
Mod?
□ Baseline □ Missed
□ Wrong Peak

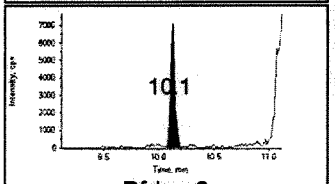

Pfdoa 2
Mod?
□ Baseline □ Missed
□ Wrong Peak

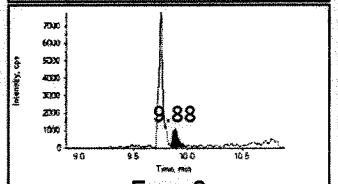

Fosa 2
Mod?
□ Baseline □ Missed
□ Wrong Peak

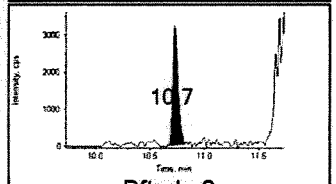

Pfteda 2
Mod?
□ Baseline □ Missed
□ Wrong Peak

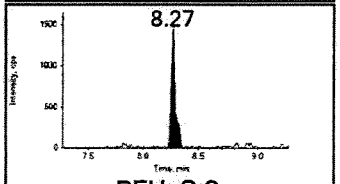

PFHpS 2
Mod?
□ Baseline □ Missed
□ Wrong Peak

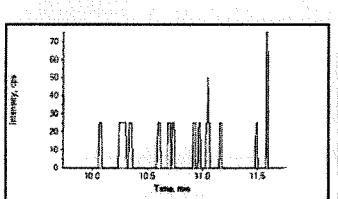

NMeFOSE 2
Mod?
□ Baseline □ Missed
□ Wrong Peak

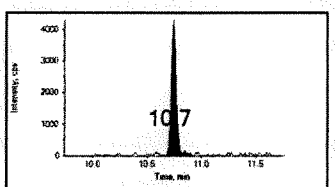

NMeFOSA 2
Mod?
□ Baseline □ Missed
□ Wrong Peak

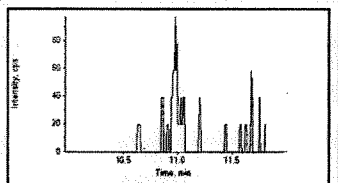

NEtFOSE 2
Mod?
□ Baseline □ Missed
□ Wrong Peak

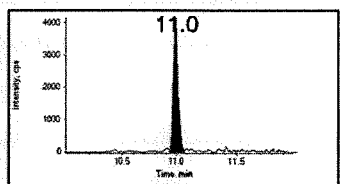

NEtFOSA 2
Mod?
□ Baseline □ Missed
□ Wrong Peak

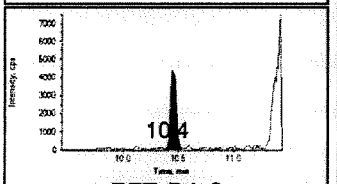

PFTrDA 2
Mod?
□ Baseline □ Missed
□ Wrong Peak

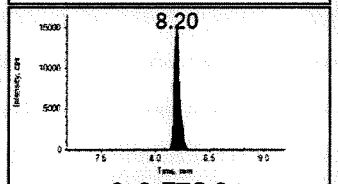

6_2-FTS 2
Mod?
□ Baseline □ Missed
□ Wrong Peak

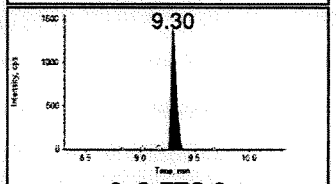

8_2-FTS 2
Mod?
□ Baseline □ Missed
□ Wrong Peak

Project	Ewan's Projects\PFCs	**Result Table**	051116.rdb
Data File	051116\1012.wiff	**Algorithm Used**	MQL
Acquisition Method	PFC_090315 schedule mrm.dam	**Instrument Name**	LCMS02

Sample Name	PFC 0.5ppb	**Injection Vial**	20005
Acquisition Date	5/11/2016 1:32:47 PM	**Injection Volume**	10
Acquisition Method	PFC_090315 schedule mrm.dam	**Sample Type**	Standard
Sample ID	15-OLC-02-45E	**Dilution Factor**	1.00

Results Summary

Analyte Name	Analyte RT (Expected)	IS Name	IS Area	Analyte Area	Exp Conc (ng/mL)	Calc. Conc (ng/mL)	Accuracy (%)	Mod?
Pfba 1	2.50 (2.50)	13c_pfba	2154524	173966	0.50	0.4730	95	No
Pfpea 1	4.96 (4.96)	13c_pfhxa	3139681	154528	0.50	0.4320	86	No
Pfbs 1	5.42 (5.42)	18o-pfhs	1063780	267390	0.50	0.4350	87	No
Pfhxa 1	6.52 (6.52)	13c_pfhxa	3139681	255909	0.50	0.4640	93	No
Pfhpa 1	7.51 (7.51)	13c_pfhxa	3139681	309631	0.50	0.4530	91	No
Pfhxs 1	7.59 (7.59)	18o-pfhs	1063780	272473	0.50	0.4550	91	No
Pfoa 1	8.24 (8.25)	13c-pfoa	2322745	111015	0.50	0.4460	89	No
Pfna 1	8.83 (8.83)	13c-pfna	2811406	227341	0.50	0.4230	85	No
Pfos 1	8.84 (8.84)	13c-pfos	2071592	164135	0.50	0.4260	85	No
Pfda 1	9.33 (9.33)	13c-pfda	2304538	199797	0.50	0.4820	97	No
Pfuna 1	9.76 (9.75)	13c-pfuna	513930	115689	0.50	0.4230	85	No
Pfds 1	9.74 (9.74)	13c-pfos	2071592	192331	0.50	0.4390	88	No
Pfdoa 1	10.10 (10.10)	13c-pfdoda	33245	159243	0.50	0.5010	100	No
Fosa 1	9.88 (9.88)	d5-NEtFOSA	516010	256266	0.50	0.4540	91	No
Pfteda 1	10.70 (10.70)	13c-pfdoda	33245	86364	0.50	0.4020	80	No
PFHpS 1	8.27 (8.27)	18o-pfhs	1063780	18226	0.50	0.4480	90	No
NMeFOSE 1	10.70 (10.70)	d7-NMeFOSE	624128	58836	0.50	0.4230	85	No

Analyte Name	Analyte RT (Expected)	IS Name	IS Area	Analyte Area	Exp Conc (ng/mL)	Calc. Conc (ng/mL)	Accuracy (%)	Mod?
NMeFOSA 1	10.70 (10.70)	d7-NMeFOSE	624128	27241	0.50	0.4500	90	No
NEtFOSE 1	11.00 (11.00)	d9-EtFOSE	805407	66713	0.50	0.3870	78	No
NEtFOSA 1	11.00 (11.00)	d5-NEtFOSA	516010	38583	0.50	0.4290	86	No
d9-EtFOSE 1	10.90 (11.00)	N_mefosa_d3	488817	805407	5.00	5.0230	100	No
d5-NEtFOSA 1	11.00 (11.00)	N_mefosa_d3	488817	516010	5.00	5.0140	100	No
d7-NMeFOSE 1	10.70 (10.70)	N_mefosa_d3	488817	624128	5.00	5.0100	100	No
13C_PFBA 1	2.49 (2.49)	N_mefosa_d3	488817	2154524	5.00	4.9950	100	No
13C_PFHXA 1	6.52 (6.51)	N_mefosa_d3	488817	3139681	5.00	5.0370	101	No
13C-PFOA 1	8.24 (8.23)	N_mefosa_d3	488817	2322745	5.00	4.7780	96	No
13C-PFNA 1	8.83 (8.83)	N_mefosa_d3	488817	2811406	5.00	5.2300	105	No
13C-PFOS 1	8.84 (8.83)	N_mefosa_d3	488817	2071592	5.00	5.0730	101	No
13C-PFDA 1	9.33 (9.33)	N_mefosa_d3	488817	2304538	5.00	4.8960	98	No
13C-PFUNA 1	9.75 (9.75)	N_mefosa_d3	488817	513930	5.00	5.1520	103	No
18O-PFHxS 1	7.59 (7.59)	N_mefosa_d3	488817	1063780	5.00	5.0420	101	No
13C-PFDoA 1	10.10 (10.10)	N_mefosa_d3	488817	33228	5.00	5.1670	103	No
PFTrDA 1	10.50 (10.50)	13c-pfdoda	33245	154158	0.50	0.3800	76	No
6_2-FTS 1	8.19 (8.18)	13C2-6_2-FTS	51751	78774	0.50	0.3890	78	No
8_2-FTS 1	9.31 (9.30)	13C2-6_2-FTS	51751	78906	0.50	0.4340	87	No
13C2-6_2-FTS 1	8.18 (8.19)	N_mefosa_d3	488817	51751	5.00	5.1220	102	No

IRC Summary

Analyte Peak Name	RT (Expected)	Area	Modified?	Calculated Ion Ratio (Expected Value)
Pfba 2	2.50 (2.50)	170162	No	0.98
Pfpea 2	4.96 (4.96)	152958	No	0.99
Pfbs 2	5.42 (5.42)	108713	No	0.41
Pfhxa 2	6.52 (6.52)	21965	No	0.09
Pfhpa 2	7.51 (7.51)	114170	No	0.37
Pfhxs 2	7.59 (7.59)	106022	No	0.39
Pfoa 2	8.24 (8.25)	213704	No	1.93
Pfna 2	8.84 (8.84)	62362	No	0.27
Pfos 2	8.84 (8.84)	54278	No	0.33
Pfda 2	9.33 (9.33)	33737	No	0.17
Pfuna 2	9.76 (9.75)	40247	No	0.35
Pfds 2	9.73 (9.74)	58908	No	0.31
Pfdoa 2	10.10 (10.10)	41907	No	0.26
Fosa 2	9.88 (9.88)	7093	No	0.03
Pfteda 2	10.70 (10.70)	19786	No	0.23
PFHpS 2	8.27 (8.28)	8591	No	0.47
NMeFOSE 2	10.70 (10.70)	324	No	0.01
NMeFOSA 2	10.70 (10.70)	26349	No	0.97
NEtFOSE 2	11.00 (11.00)	417	No	0.01
NEtFOSA 2	11.00 (11.00)	26310	No	0.68
PFTrDA 2	10.40 (10.50)	38440	No	0.25
6_2-FTS 2	8.19 (8.19)	117679	No	1.49
8_2-FTS 2	9.31 (9.30)	7546	No	0.10

Quantitative Peak Review **PFC 0.5ppb 15-OLC-02-45E**

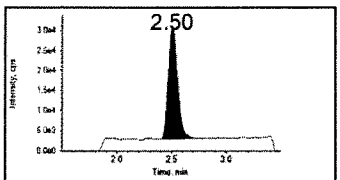

Pfba 1
213.000/169.000 Da
□ Baseline □ Missed
□ Wrong Peak

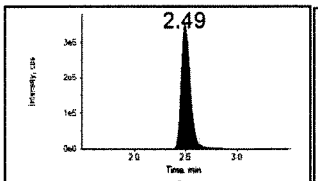

13c_pfba
217.000/172.000 Da
□ Baseline □ Missed
□ Wrong Peak

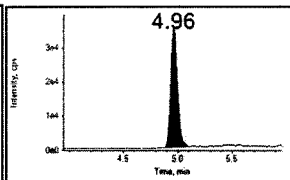

Pfpea 1
263.000/219.000 Da
□ Baseline □ Missed
□ Wrong Peak

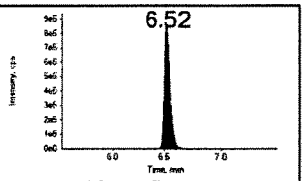

13c_pfhxa
315.000/270.000 Da
□ Baseline □ Missed
□ Wrong Peak

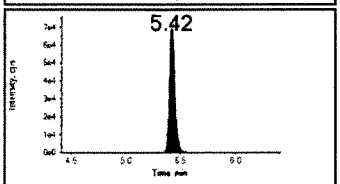

Pfbs 1
299.000/80.000 Da
□ Baseline □ Missed
□ Wrong Peak

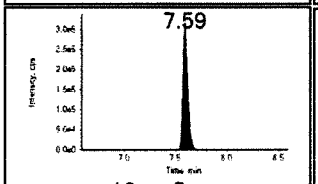

18o-pfhs
403.000/103.000 Da
□ Baseline □ Missed
□ Wrong Peak

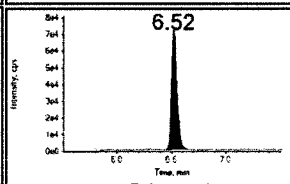

Pfhxa 1
313.000/269.000 Da
□ Baseline □ Missed
□ Wrong Peak

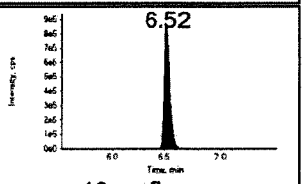

13c_pfhxa
315.000/270.000 Da
□ Baseline □ Missed
□ Wrong Peak

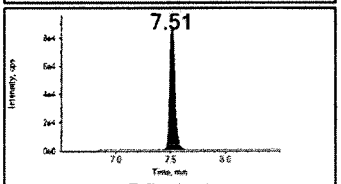

Pfhpa 1
363.000/319.000 Da
□ Baseline □ Missed
□ Wrong Peak

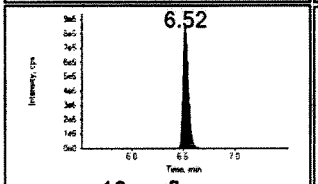

13c_pfhxa
315.000/270.000 Da
□ Baseline □ Missed
□ Wrong Peak

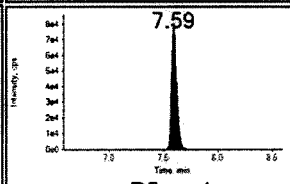

Pfhxs 1
399.000/80.000 Da
□ Baseline □ Missed
□ Wrong Peak

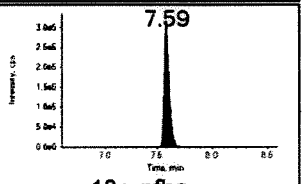

18o-pfhs
403.000/103.000 Da
□ Baseline □ Missed
□ Wrong Peak

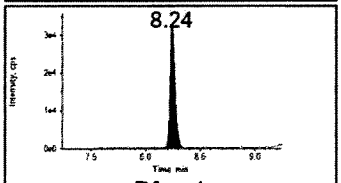

Pfoa 1
413.000/169.000 Da
□ Baseline □ Missed
□ Wrong Peak

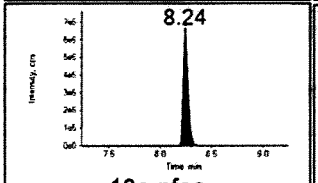

13c-pfoa
417.000/372.000 Da
□ Baseline □ Missed
□ Wrong Peak

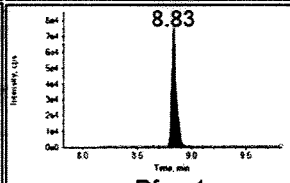

Pfna 1
463.000/419.000 Da
□ Baseline □ Missed
□ Wrong Peak

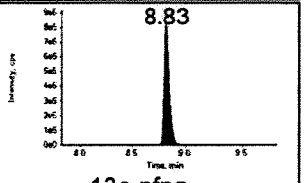

13c-pfna
468.000/423.000 Da
□ Baseline □ Missed
□ Wrong Peak

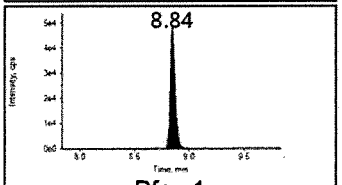

Pfos 1
499.000/80.000 Da
□ Baseline □ Missed
□ Wrong Peak

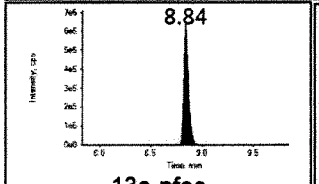

13c-pfos
503.000/80.000 Da
□ Baseline □ Missed
□ Wrong Peak

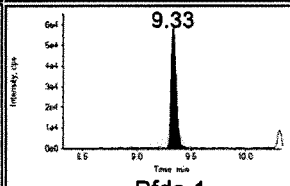

Pfda 1
513.000/469.000 Da
□ Baseline □ Missed
□ Wrong Peak

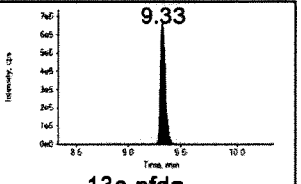

13c-pfda
515.000/470.000 Da
□ Baseline □ Missed
□ Wrong Peak

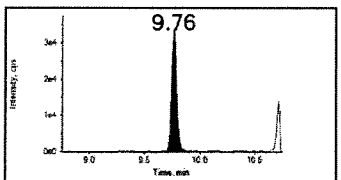

Pfuna 1
563.000/519.000 Da
□ Baseline □ Missed
□ Wrong Peak

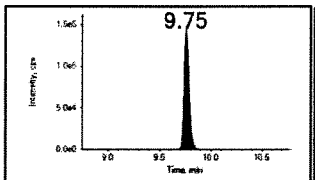

13c-pfuna
565.000/520.000 Da
□ Baseline □ Missed
□ Wrong Peak

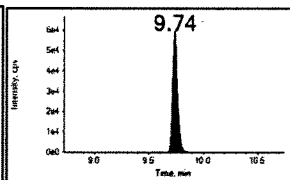

Pfds 1
599.000/80.000 Da
□ Baseline □ Missed
□ Wrong Peak

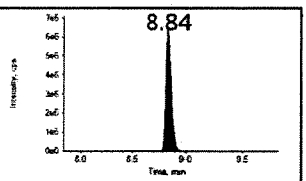

13c-pfos
503.000/80.000 Da
□ Baseline □ Missed
□ Wrong Peak

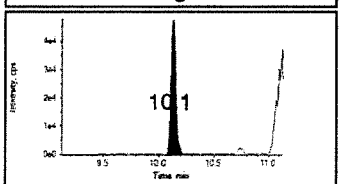

Pfdoa 1
613.000/569.000 Da
□ Baseline □ Missed
□ Wrong Peak

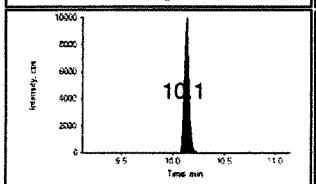

13c-pfdoda
615.000/570.000 Da
□ Baseline □ Missed
□ Wrong Peak

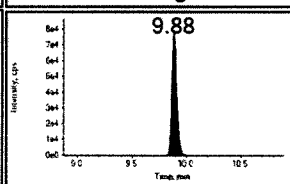

Fosa 1
498.000/78.000 Da
□ Baseline □ Missed
□ Wrong Peak

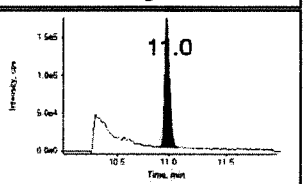

d5-NEtFOSA
531.000/169.000 Da
□ Baseline □ Missed
□ Wrong Peak

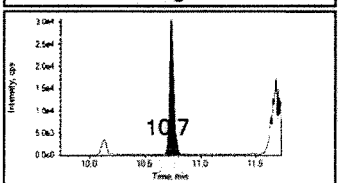

Pfteda 1
713.000/669.000 Da
□ Baseline □ Missed
□ Wrong Peak

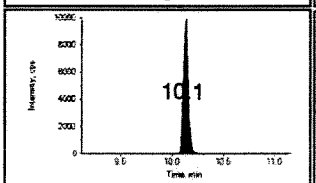

13c-pfdoda
615.000/570.000 Da
□ Baseline □ Missed
□ Wrong Peak

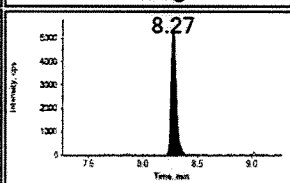

PFHpS 1
449.400/80.000 Da
□ Baseline □ Missed
□ Wrong Peak

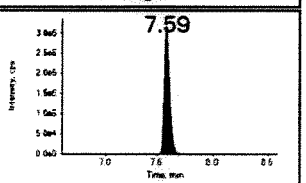

18o-pfhs
403.000/103.000 Da
□ Baseline □ Missed
□ Wrong Peak

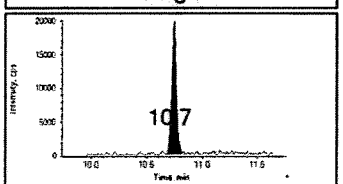

NMeFOSE 1
616.200/58.800 Da
□ Baseline □ Missed
□ Wrong Peak

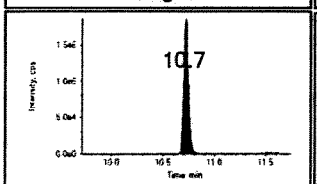

d7-NMeFOSE
623.000/59.000 Da
□ Baseline □ Missed
□ Wrong Peak

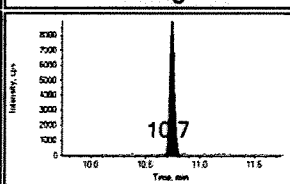

NMeFOSA 1
512.200/169.300 Da
□ Baseline □ Missed
□ Wrong Peak

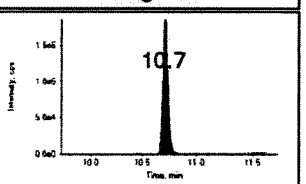

d7-NMeFOSE
623.000/59.000 Da
□ Baseline □ Missed
□ Wrong Peak

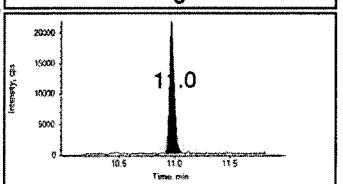

NEtFOSE 1
630.200/59.000 Da
□ Baseline □ Missed
□ Wrong Peak

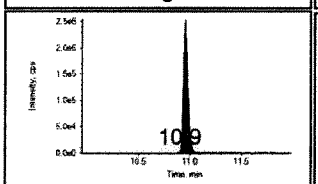

d9-EtFOSE
639.000/59.000 Da
□ Baseline □ Missed
□ Wrong Peak

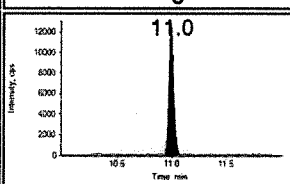

NEtFOSA 1
526.200/169.000 Da
□ Baseline □ Missed
□ Wrong Peak

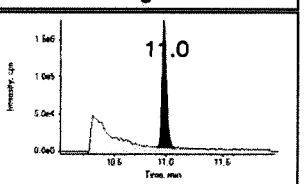

d5-NEtFOSA
531.000/169.000 Da
□ Baseline □ Missed
□ Wrong Peak

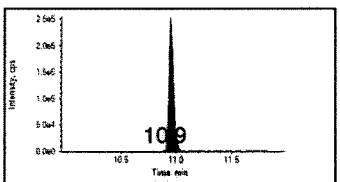

d9-EtFOSE 1
639.000/59.000 Da
□ Baseline □ Missed
□ Wrong Peak

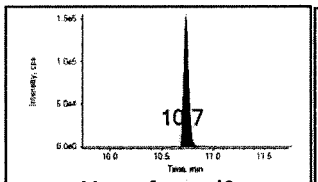

N_mefosa_d3
515.000/169.000 Da
□ Baseline □ Missed
□ Wrong Peak

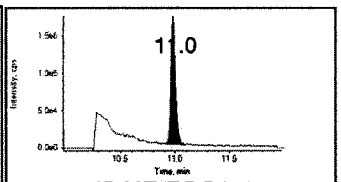

d5-NEtFOSA 1
531.000/169.000 Da
□ Baseline □ Missed
□ Wrong Peak

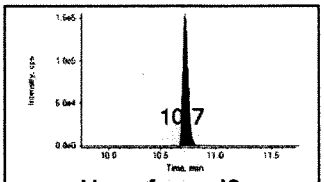

N_mefosa_d3
515.000/169.000 Da
□ Baseline □ Missed
□ Wrong Peak

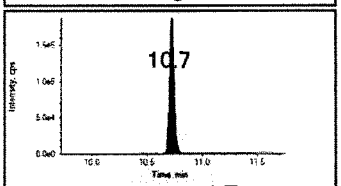

d7-NMeFOSE 1
623.000/59.000 Da
□ Baseline □ Missed
□ Wrong Peak

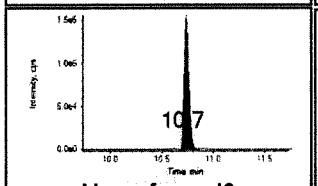

N_mefosa_d3
515.000/169.000 Da
□ Baseline □ Missed
□ Wrong Peak

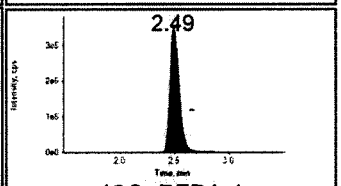

13C_PFBA 1
217.000/172.000 Da
□ Baseline □ Missed
□ Wrong Peak

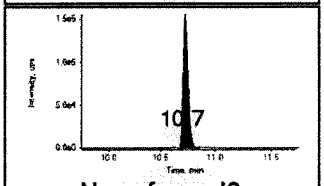

N_mefosa_d3
515.000/169.000 Da
□ Baseline □ Missed
□ Wrong Peak

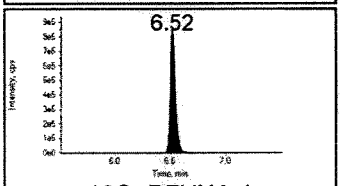

13C_PFHXA 1
315.000/270.000 Da
□ Baseline □ Missed
□ Wrong Peak

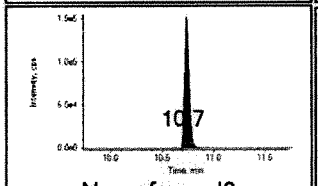

N_mefosa_d3
515.000/169.000 Da
□ Baseline □ Missed
□ Wrong Peak

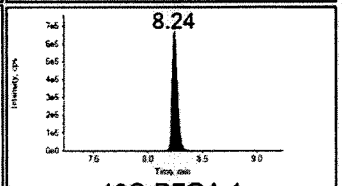

13C-PFOA 1
417.000/372.000 Da
□ Baseline □ Missed
□ Wrong Peak

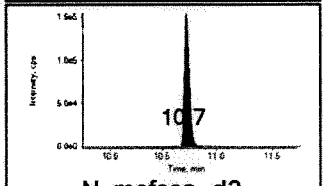

N_mefosa_d3
515.000/169.000 Da
□ Baseline □ Missed
□ Wrong Peak

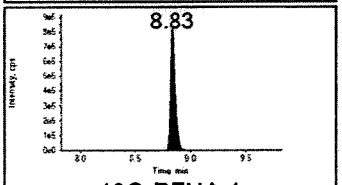

13C-PFNA 1
468.000/423.000 Da
□ Baseline □ Missed
□ Wrong Peak

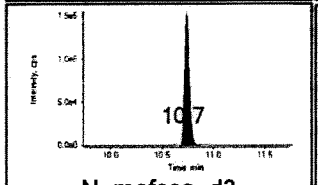

N_mefosa_d3
515.000/169.000 Da
□ Baseline □ Missed
□ Wrong Peak

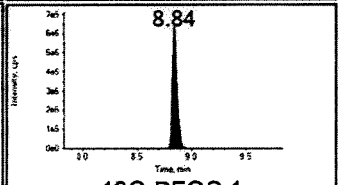

13C-PFOS 1
503.000/80.000 Da
□ Baseline □ Missed
□ Wrong Peak

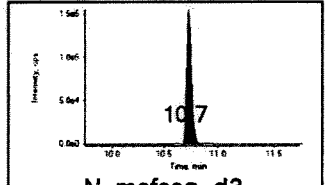

N_mefosa_d3
515.000/169.000 Da
□ Baseline □ Missed
□ Wrong Peak

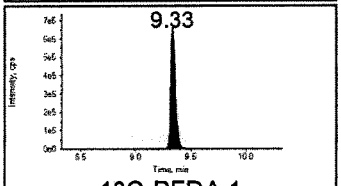

13C-PFDA 1
515.000/470.000 Da
□ Baseline □ Missed
□ Wrong Peak

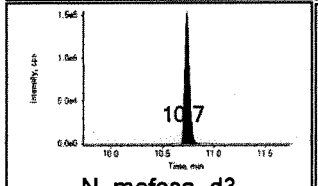

N_mefosa_d3
515.000/169.000 Da
□ Baseline □ Missed
□ Wrong Peak

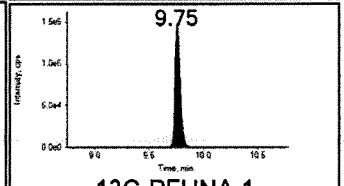

13C-PFUNA 1
565.000/520.000 Da
□ Baseline □ Missed
□ Wrong Peak

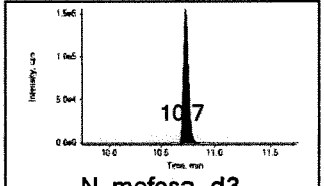

N_mefosa_d3
515.000/169.000 Da
□ Baseline □ Missed
□ Wrong Peak

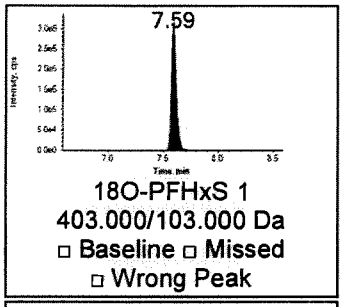

18O-PFHxS 1
403.000/103.000 Da
□ Baseline □ Missed
□ Wrong Peak

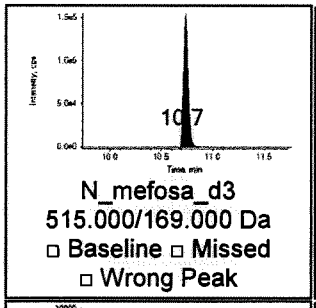

N_mefosa_d3
515.000/169.000 Da
□ Baseline □ Missed
□ Wrong Peak

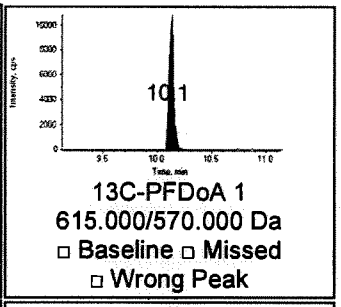

13C-PFDoA 1
615.000/570.000 Da
□ Baseline □ Missed
□ Wrong Peak

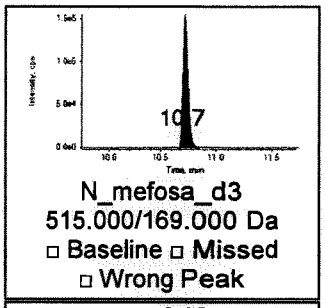

N_mefosa_d3
515.000/169.000 Da
□ Baseline □ Missed
□ Wrong Peak

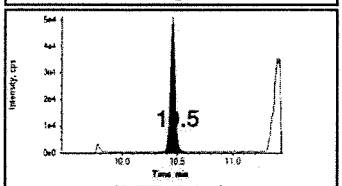

PFTrDA 1
663.000/619.000 Da
□ Baseline □ Missed
□ Wrong Peak

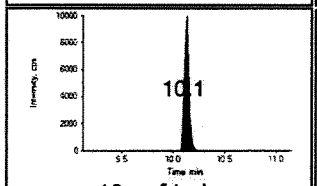

13c-pfdoda
615.000/570.000 Da
□ Baseline □ Missed
□ Wrong Peak

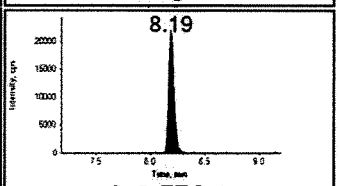

6_2-FTS 1
427.000/407.000 Da
□ Baseline □ Missed
□ Wrong Peak

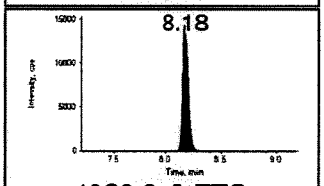

13C2-6_2-FTS
429.500/409.000 Da
□ Baseline □ Missed
□ Wrong Peak

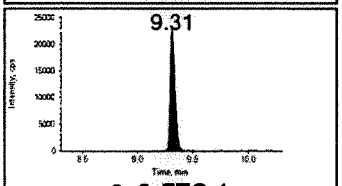

8_2-FTS 1
527.200/507.100 Da
□ Baseline □ Missed
□ Wrong Peak

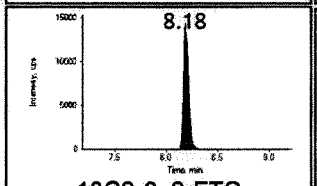

13C2-6_2-FTS
429.500/409.000 Da
□ Baseline □ Missed
□ Wrong Peak

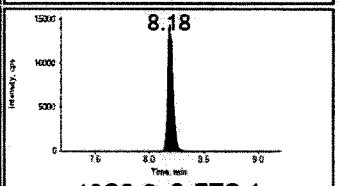

13C2-6_2-FTS 1
429.500/409.000 Da
□ Baseline □ Missed
□ Wrong Peak

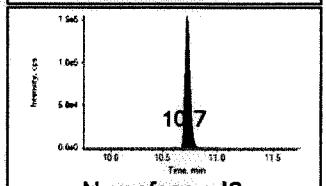

N_mefosa_d3
515.000/169.000 Da
□ Baseline □ Missed
□ Wrong Peak

Ion Ratio Confirmation

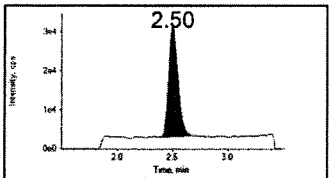

Pfba 2
Mod?
□ Baseline □ Missed
□ Wrong Peak

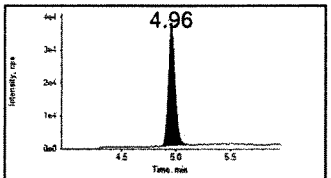

Pfpea 2
Mod?
□ Baseline □ Missed
□ Wrong Peak

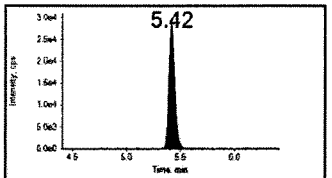

Pfbs 2
Mod?
□ Baseline □ Missed
□ Wrong Peak

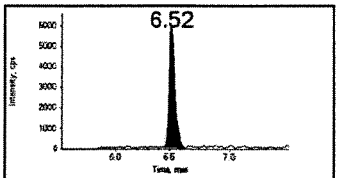

Pfhxa 2
Mod?
□ Baseline □ Missed
□ Wrong Peak

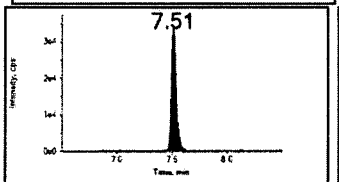

Pfhpa 2
Mod?
□ Baseline □ Missed
□ Wrong Peak

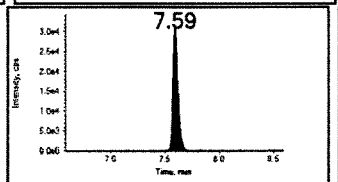

Pfhxs 2
Mod?
□ Baseline □ Missed
□ Wrong Peak

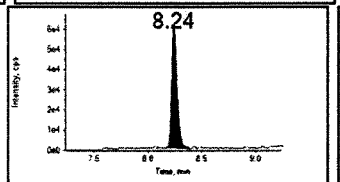

Pfoa 2
Mod?
□ Baseline □ Missed
□ Wrong Peak

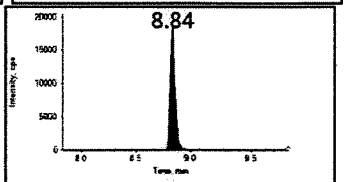

Pfna 2
Mod?
□ Baseline □ Missed
□ Wrong Peak

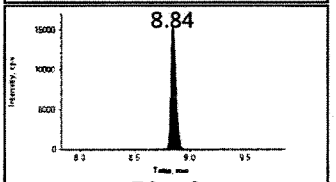

Pfos 2
Mod?
□ Baseline □ Missed
□ Wrong Peak

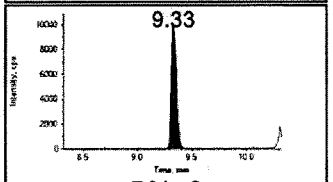

Pfda 2
Mod?
□ Baseline □ Missed
□ Wrong Peak

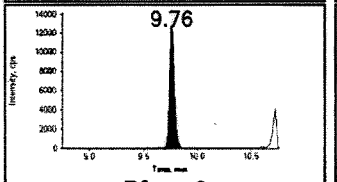

Pfuna 2
Mod?
□ Baseline □ Missed
□ Wrong Peak

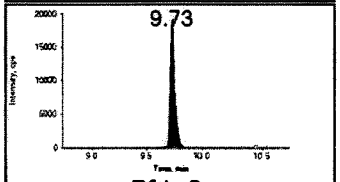

Pfds 2
Mod?
□ Baseline □ Missed
□ Wrong Peak

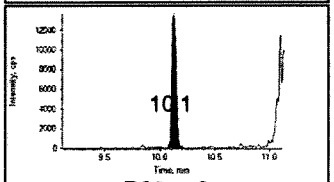

Pfdoa 2
Mod?
□ Baseline □ Missed
□ Wrong Peak

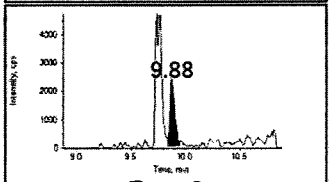

Fosa 2
Mod?
□ Baseline □ Missed
□ Wrong Peak

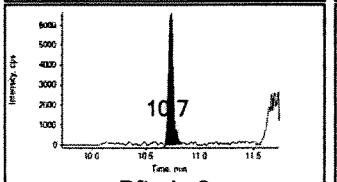

Pfteda 2
Mod?
□ Baseline □ Missed
□ Wrong Peak

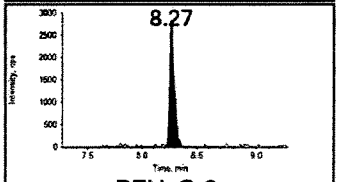

PFHpS 2
Mod?
□ Baseline □ Missed
□ Wrong Peak

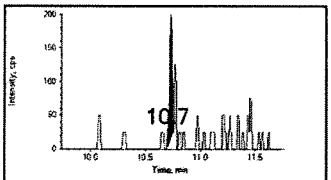

NMeFOSE 2
Mod?
□ Baseline □ Missed
□ Wrong Peak

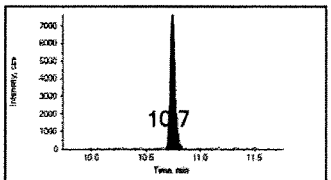

NMeFOSA 2
Mod?
□ Baseline □ Missed
□ Wrong Peak

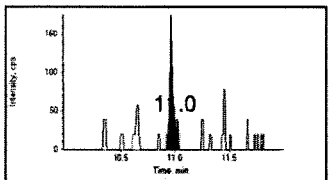

NEtFOSE 2
Mod?
□ Baseline □ Missed
□ Wrong Peak

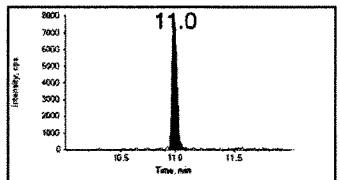

NEtFOSA 2
Mod?
□ Baseline □ Missed
□ Wrong Peak

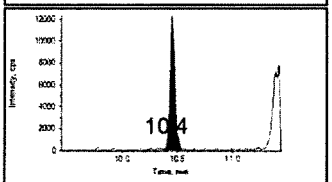

PFTrDA 2
Mod?
□ Baseline □ Missed
□ Wrong Peak

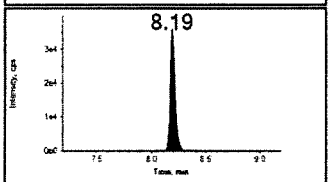

6_2-FTS 2
Mod?
□ Baseline □ Missed
□ Wrong Peak

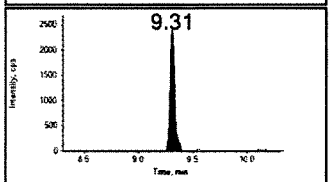

8_2-FTS 2
Mod?
□ Baseline □ Missed
□ Wrong Peak

Project	Ewan's Projects\PFCs	**Result Table**	051116.rdb
Data File	051116\1013.wiff	**Algorithm Used**	MQL
Acquisition Method	PFC_090315 schedule mrm.dam	**Instrument Name**	LCMS02

Sample Name	PFC 1ppb	**Injection Vial**	20006
Acquisition Date	5/11/2016 1:50:32 PM	**Injection Volume**	10
Acquisition Method	PFC_090315 schedule mrm.dam	**Sample Type**	Standard
Sample ID	15-OLC-02-45F	**Dilution Factor**	1.00

Results Summary

Analyte Name	Analyte RT (Expected)	IS Name	IS Area	Analyte Area	Exp Conc (ng/mL)	Calc. Conc (ng/mL)	Accuracy (%)	Mod?
Pfba 1	2.50 (2.51)	13c_pfba	1968257	404651	1.00	1.2030	120	No
Pfpea 1	4.96 (4.96)	13c_pfhxa	2819474	367443	1.00	1.1440	114	No
Pfbs 1	5.42 (5.42)	18o-pfhs	966134	669115	1.00	1.2000	120	No
Pfhxa 1	6.53 (6.53)	13c_pfhxa	2819474	591575	1.00	1.1950	120	No
Pfhpa 1	7.52 (7.52)	13c_pfhxa	2819474	725922	1.00	1.1830	118	No
Pfhxs 1	7.60 (7.60)	18o-pfhs	966134	640644	1.00	1.1770	118	No
Pfoa 1	8.25 (8.25)	13c-pfoa	2277861	273074	1.00	1.1180	112	No
Pfna 1	8.83 (8.83)	13c-pfna	2496856	568874	1.00	1.1920	119	No
Pfos 1	8.84 (8.84)	13c-pfos	1897945	387775	1.00	1.0980	110	No
Pfda 1	9.33 (9.33)	13c-pfda	2241999	480083	1.00	1.1910	119	No
Pfuna 1	9.75 (9.75)	13c-pfuna	470870	288446	1.00	1.1500	115	No
Pfds 1	9.73 (9.74)	13c-pfos	1897945	481265	1.00	1.2000	120	No
Pfdoa 1	10.10 (10.10)	13c-pfdoda	30553	297489	1.00	1.0180	102	No
Fosa 1	9.88 (9.88)	d5-NEtFOSA	459486	604379	1.00	1.2030	120	No
Pfteda 1	10.70 (10.70)	13c-pfdoda	30553	220705	1.00	1.1170	112	No
PFHpS 1	8.28 (8.28)	18o-pfhs	966134	40378	1.00	1.0920	109	No
NMeFOSE 1	10.70 (10.70)	d7-NMeFOSE	581157	142883	1.00	1.1030	110	No

JUN 0 3 2016

Analyte Name	Analyte RT (Expected)	IS Name	IS Area	Analyte Area	Exp Conc (ng/mL)	Calc. Conc (ng/mL)	Accuracy (%)	Mod?
NMeFOSA 1	10.70 (10.70)	d7-NMeFOSE	581157	65045	1.00	1.1550	115	No
NEtFOSE 1	11.00 (11.00)	d9-EtFOSE	734843	186673	1.00	1.1880	119	No
NEtFOSA 1	11.00 (11.00)	d5-NEtFOSA	459486	91478	1.00	1.1430	114	No
d9-EtFOSE 1	10.90 (11.00)	N_mefosa_d3	440978	734843	5.00	5.0800	102	No
d5-NEtFOSA 1	11.00 (11.00)	N_mefosa_d3	440978	459486	5.00	4.9490	99	No
d7-NMeFOSE 1	10.70 (10.70)	N_mefosa_d3	440978	581157	5.00	5.1710	103	No
13C_PFBA 1	2.50 (2.49)	N_mefosa_d3	440978	1968257	5.00	5.0580	101	No
13C_PFHXA 1	6.53 (6.51)	N_mefosa_d3	440978	2819474	5.00	5.0140	100	No
13C-PFOA 1	8.25 (8.24)	N_mefosa_d3	440978	2277861	5.00	5.1940	104	No
13C-PFNA 1	8.83 (8.83)	N_mefosa_d3	440978	2496856	5.00	5.1480	103	No
13C-PFOS 1	8.84 (8.84)	N_mefosa_d3	440978	1897945	5.00	5.1520	103	No
13C-PFDA 1	9.33 (9.33)	N_mefosa_d3	440978	2241999	5.00	5.2800	106	No
13C-PFUNA 1	9.75 (9.75)	N_mefosa_d3	440978	470870	5.00	5.2330	105	No
18O-PFHxS 1	7.60 (7.59)	N_mefosa_d3	440978	966134	5.00	5.0760	102	No
13C-PFDoA 1	10.10 (10.10)	N_mefosa_d3	440978	30523	5.00	5.2620	105	No
PFTrDA 1	10.40 (10.40)	13c-pfdoda	30553	409583	1.00	1.0990	110	No
6_2-FTS 1	8.20 (8.20)	13C2-6_2-FTS	47412	199572	1.00	1.0750	107	No
8_2-FTS 1	9.31 (9.31)	13C2-6_2-FTS	47412	203311	1.00	1.2210	122	No
13C2-6_2-FTS 1	8.20 (8.19)	N_mefosa_d3	440978	47412	5.00	5.2020	104	No

IRC Summary

Analyte Peak Name	RT (Expected)	Area	Modified?	Calculated Ion Ratio (Expected Value)
Pfba 2	2.50 (2.50)	394552	No	0.98
Pfpea 2	4.96 (4.96)	373896	No	1.02
Pfbs 2	5.42 (5.42)	260890	No	0.39
Pfhxa 2	6.53 (6.53)	52143	No	0.09
Pfhpa 2	7.52 (7.52)	273885	No	0.38
Pfhxs 2	7.60 (7.60)	248493	No	0.39
Pfoa 2	8.25 (8.25)	508317	No	1.86
Pfna 2	8.83 (8.84)	151628	No	0.27
Pfos 2	8.84 (8.84)	131162	No	0.34
Pfda 2	9.33 (9.32)	84254	No	0.18
Pfuna 2	9.75 (9.75)	86748	No	0.30
Pfds 2	9.74 (9.74)	135930	No	0.28
Pfdoa 2	10.10 (10.10)	92099	No	0.31
Fosa 2	9.88 (9.88)	14926	No	0.02
Pfteda 2	10.70 (10.70)	42337	No	0.19
PFHpS 2	8.28 (8.28)	18056	No	0.45
NMeFOSE 2	10.70 (10.70)	1649	No	0.01
NMeFOSA 2	10.70 (10.70)	62491	No	0.96
NEtFOSE 2	11.00 (11.00)	933	No	0.00
NEtFOSA 2	11.00 (11.00)	64643	No	0.71
PFTrDA 2	10.50 (10.40)	84679	No	0.21
6_2-FTS 2	8.20 (8.20)	237049	No	1.19
8_2-FTS 2	9.31 (9.32)	19320	No	0.10

Quantitative Peak Review **PFC 1ppb 15-OLC-02-45F**

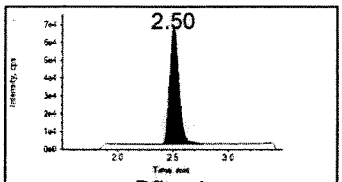

Pfba 1
213.000/169.000 Da
□ Baseline □ Missed
□ Wrong Peak

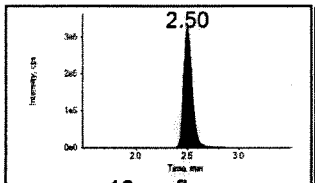

13c_pfba
217.000/172.000 Da
□ Baseline □ Missed
□ Wrong Peak

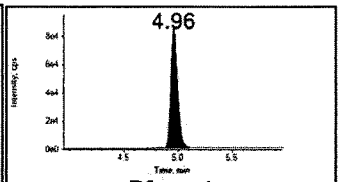

Pfpea 1
263.000/219.000 Da
□ Baseline □ Missed
□ Wrong Peak

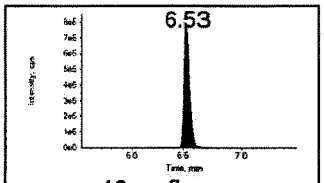

13c_pfhxa
315.000/270.000 Da
□ Baseline □ Missed
□ Wrong Peak

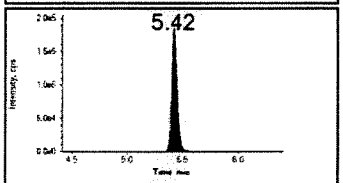

Pfbs 1
299.000/80.000 Da
□ Baseline □ Missed
□ Wrong Peak

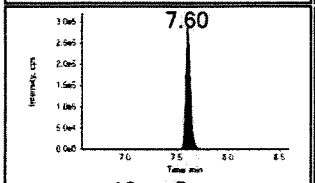

18o-pfhs
403.000/103.000 Da
□ Baseline □ Missed
□ Wrong Peak

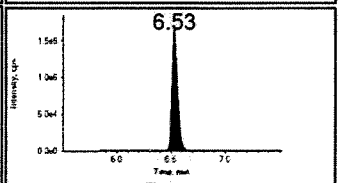

Pfhxa 1
313.000/269.000 Da
□ Baseline □ Missed
□ Wrong Peak

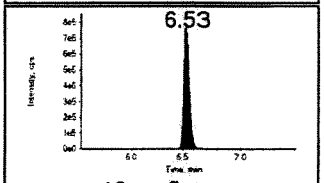

13c_pfhxa
315.000/270.000 Da
□ Baseline □ Missed
□ Wrong Peak

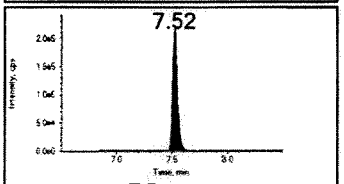

Pfhpa 1
363.000/319.000 Da
□ Baseline □ Missed
□ Wrong Peak

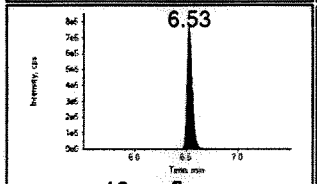

13c_pfhxa
315.000/270.000 Da
□ Baseline □ Missed
□ Wrong Peak

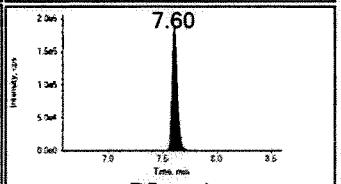

Pfhxs 1
399.000/80.000 Da
□ Baseline □ Missed
□ Wrong Peak

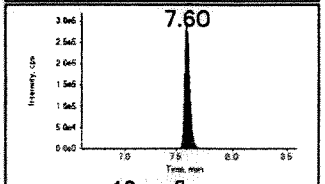

18o-pfhs
403.000/103.000 Da
□ Baseline □ Missed
□ Wrong Peak

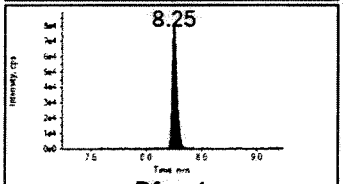

Pfoa 1
413.000/169.000 Da
□ Baseline □ Missed
□ Wrong Peak

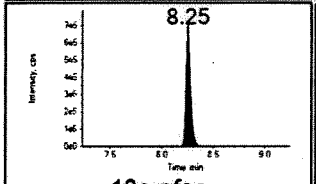

13c-pfoa
417.000/372.000 Da
□ Baseline □ Missed
□ Wrong Peak

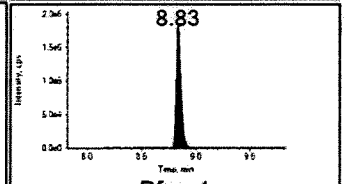

Pfna 1
463.000/419.000 Da
□ Baseline □ Missed
□ Wrong Peak

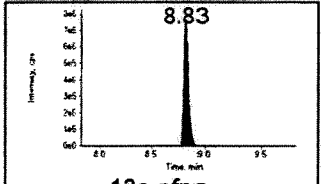

13c-pfna
468.000/423.000 Da
□ Baseline □ Missed
□ Wrong Peak

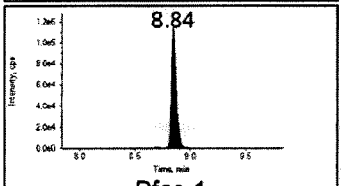

Pfos 1
499.000/80.000 Da
□ Baseline □ Missed
□ Wrong Peak

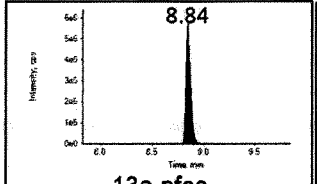

13c-pfos
503.000/80.000 Da
□ Baseline □ Missed
□ Wrong Peak

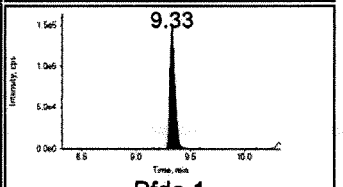

Pfda 1
513.000/469.000 Da
□ Baseline □ Missed
□ Wrong Peak

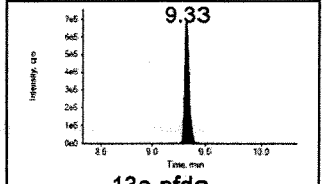

13c-pfda
515.000/470.000 Da
□ Baseline □ Missed
□ Wrong Peak

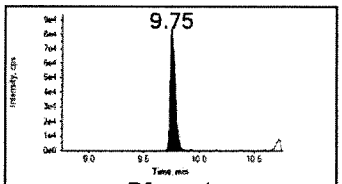

Pfuna 1
563.000/519.000 Da
□ Baseline □ Missed
□ Wrong Peak

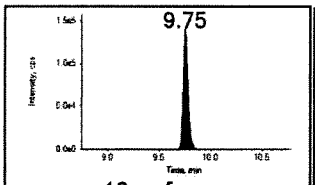

13c-pfuna
565.000/520.000 Da
□ Baseline □ Missed
□ Wrong Peak

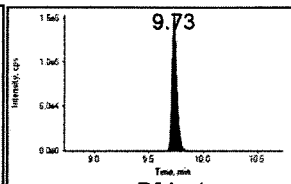

Pfds 1
599.000/80.000 Da
□ Baseline □ Missed
□ Wrong Peak

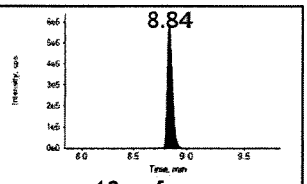

13c-pfos
503.000/80.000 Da
□ Baseline □ Missed
□ Wrong Peak

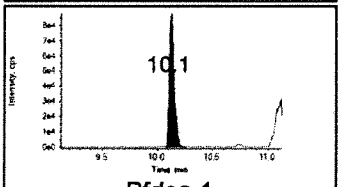

Pfdoa 1
613.000/569.000 Da
□ Baseline □ Missed
□ Wrong Peak

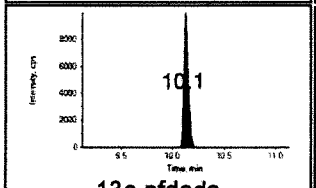

13c-pfdoda
615.000/570.000 Da
□ Baseline □ Missed
□ Wrong Peak

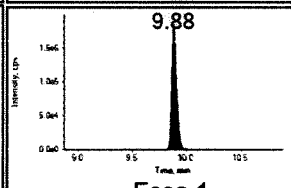

Fosa 1
498.000/78.000 Da
□ Baseline □ Missed
□ Wrong Peak

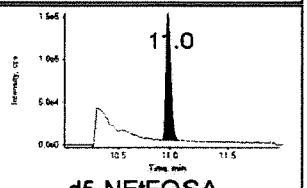

d5-NEtFOSA
531.000/169.000 Da
□ Baseline □ Missed
□ Wrong Peak

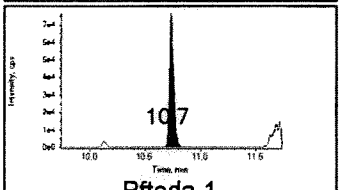

Pfteda 1
713.000/669.000 Da
□ Baseline □ Missed
□ Wrong Peak

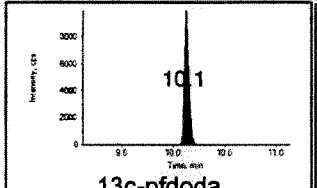

13c-pfdoda
615.000/570.000 Da
□ Baseline □ Missed
□ Wrong Peak

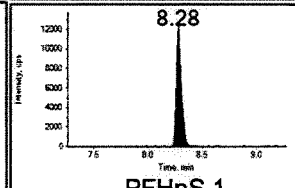

PFHpS 1
449.400/80.000 Da
□ Baseline □ Missed
□ Wrong Peak

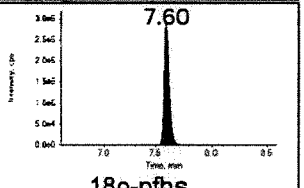

18o-pfhs
403.000/103.000 Da
□ Baseline □ Missed
□ Wrong Peak

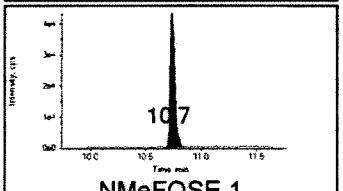

NMeFOSE 1
616.200/58.800 Da
□ Baseline □ Missed
□ Wrong Peak

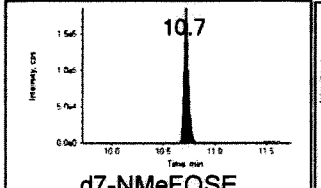

d7-NMeFOSE
623.000/59.000 Da
□ Baseline □ Missed
□ Wrong Peak

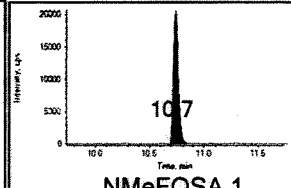

NMeFOSA 1
512.200/169.300 Da
□ Baseline □ Missed
□ Wrong Peak

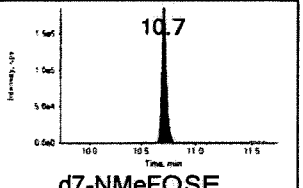

d7-NMeFOSE
623.000/59.000 Da
□ Baseline □ Missed
□ Wrong Peak

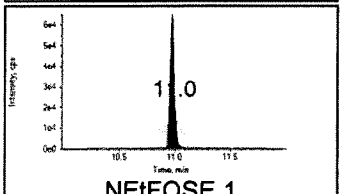

NEtFOSE 1
630.200/59.000 Da
□ Baseline □ Missed
□ Wrong Peak

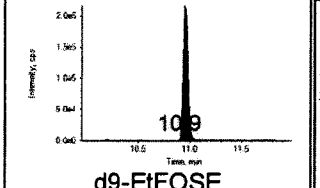

d9-EtFOSE
639.000/59.000 Da
□ Baseline □ Missed
□ Wrong Peak

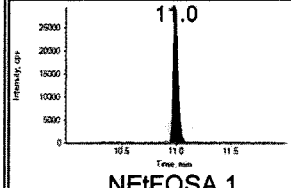

NEtFOSA 1
526.200/169.000 Da
□ Baseline □ Missed
□ Wrong Peak

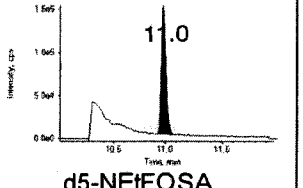

d5-NEtFOSA
531.000/169.000 Da
□ Baseline □ Missed
□ Wrong Peak

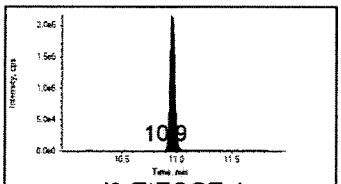
d9-EtFOSE 1
639.000/59.000 Da
□ Baseline □ Missed
□ Wrong Peak

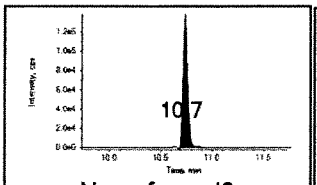
N_mefosa_d3
515.000/169.000 Da
□ Baseline □ Missed
□ Wrong Peak

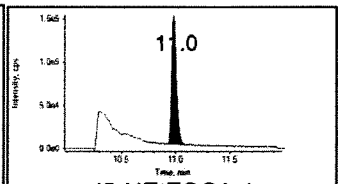
d5-NEtFOSA 1
531.000/169.000 Da
□ Baseline □ Missed
□ Wrong Peak

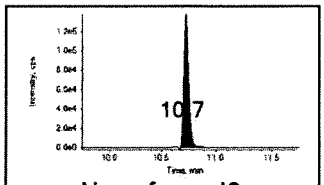
N_mefosa_d3
515.000/169.000 Da
□ Baseline □ Missed
□ Wrong Peak

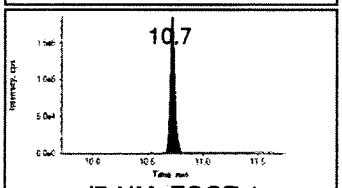
d7-NMeFOSE 1
623.000/59.000 Da
□ Baseline □ Missed
□ Wrong Peak

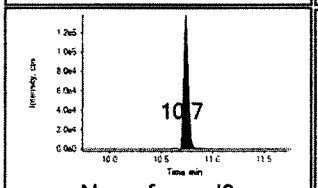
N_mefosa_d3
515.000/169.000 Da
□ Baseline □ Missed
□ Wrong Peak

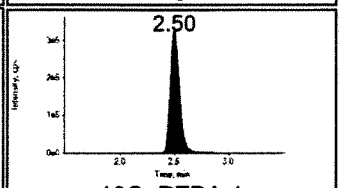
13C_PFBA 1
217.000/172.000 Da
□ Baseline □ Missed
□ Wrong Peak

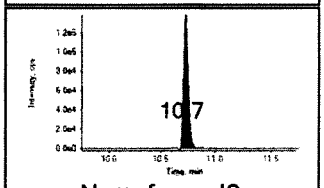
N_mefosa_d3
515.000/169.000 Da
□ Baseline □ Missed
□ Wrong Peak

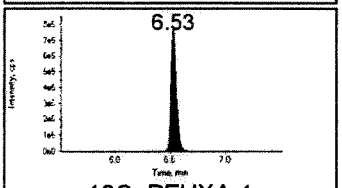
13C_PFHXA 1
315.000/270.000 Da
□ Baseline □ Missed
□ Wrong Peak

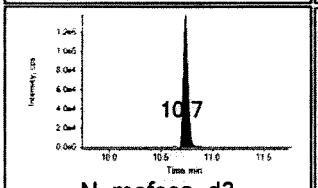
N_mefosa_d3
515.000/169.000 Da
□ Baseline □ Missed
□ Wrong Peak

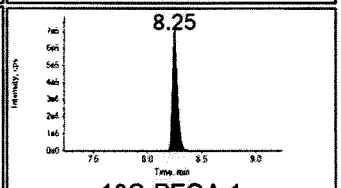
13C-PFOA 1
417.000/372.000 Da
□ Baseline □ Missed
□ Wrong Peak

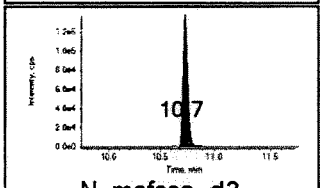
N_mefosa_d3
515.000/169.000 Da
□ Baseline □ Missed
□ Wrong Peak

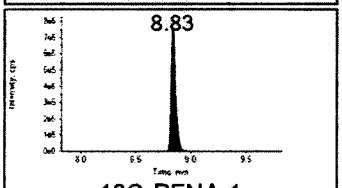
13C-PFNA 1
468.000/423.000 Da
□ Baseline □ Missed
□ Wrong Peak

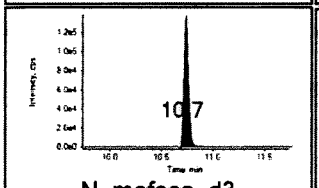
N_mefosa_d3
515.000/169.000 Da
□ Baseline □ Missed
□ Wrong Peak

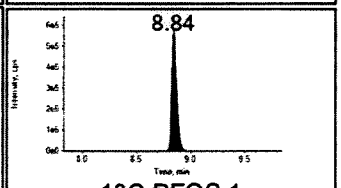
13C-PFOS 1
503.000/80.000 Da
□ Baseline □ Missed
□ Wrong Peak

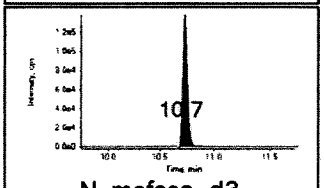
N_mefosa_d3
515.000/169.000 Da
□ Baseline □ Missed
□ Wrong Peak

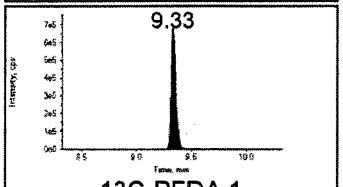
13C-PFDA 1
515.000/470.000 Da
□ Baseline □ Missed
□ Wrong Peak

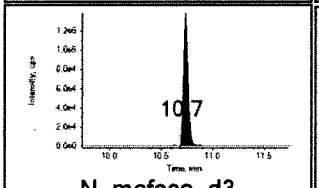
N_mefosa_d3
515.000/169.000 Da
□ Baseline □ Missed
□ Wrong Peak

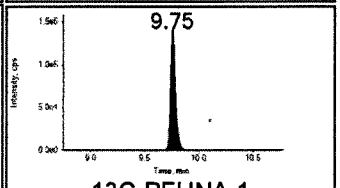
13C-PFUNA 1
565.000/520.000 Da
□ Baseline □ Missed
□ Wrong Peak

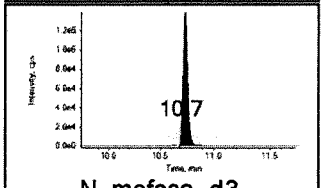
N_mefosa_d3
515.000/169.000 Da
□ Baseline □ Missed
□ Wrong Peak

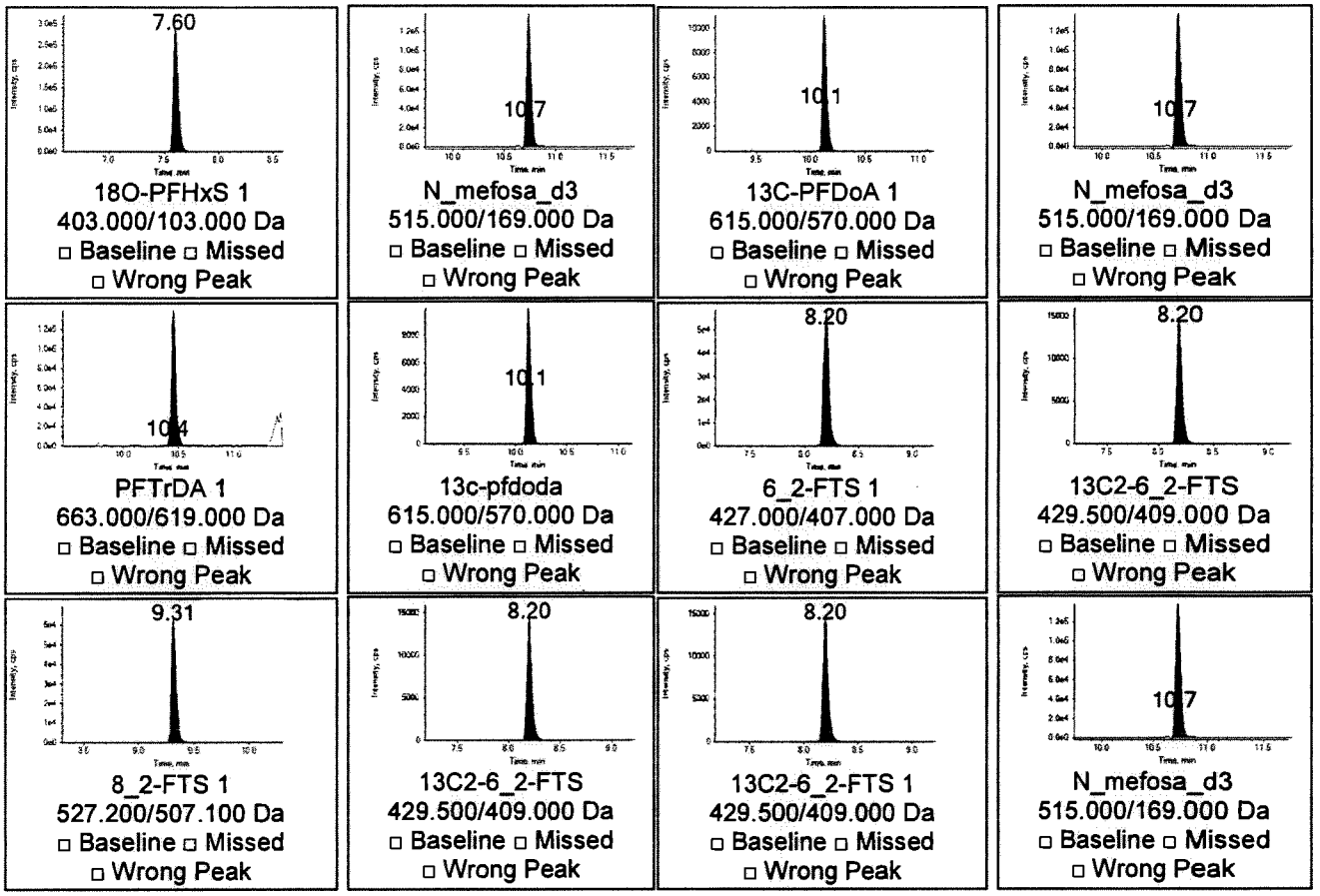

Ion Ratio Confirmation

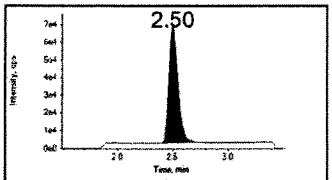

Pfba 2
Mod?
□ Baseline □ Missed
□ Wrong Peak

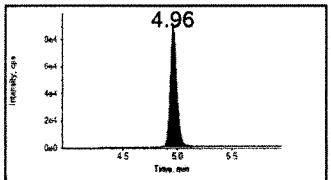

Pfpea 2
Mod?
□ Baseline □ Missed
□ Wrong Peak

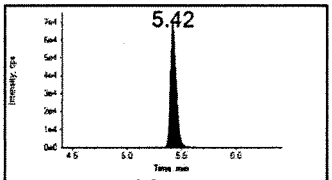

Pfbs 2
Mod?
□ Baseline □ Missed
□ Wrong Peak

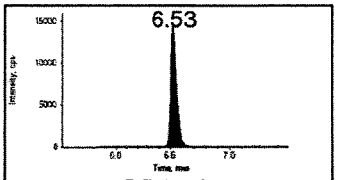

Pfhxa 2
Mod?
□ Baseline □ Missed
□ Wrong Peak

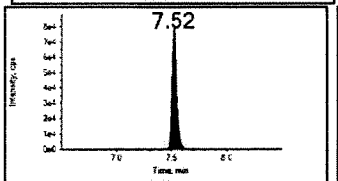

Pfhpa 2
Mod?
□ Baseline □ Missed
□ Wrong Peak

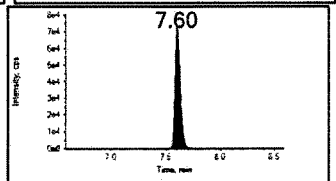

Pfhxs 2
Mod?
□ Baseline □ Missed
□ Wrong Peak

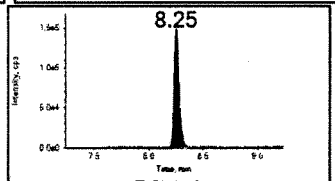

Pfoa 2
Mod?
□ Baseline □ Missed
□ Wrong Peak

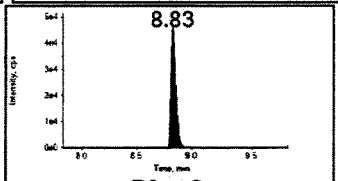

Pfna 2
Mod?
□ Baseline □ Missed
□ Wrong Peak

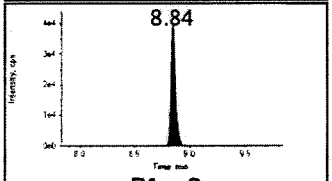

Pfos 2
Mod?
□ Baseline □ Missed
□ Wrong Peak

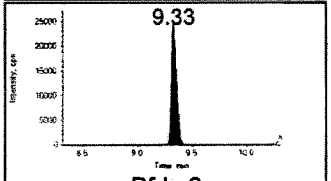

Pfda 2
Mod?
□ Baseline □ Missed
□ Wrong Peak

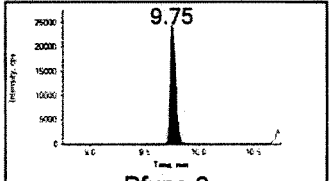

Pfuna 2
Mod?
□ Baseline □ Missed
□ Wrong Peak

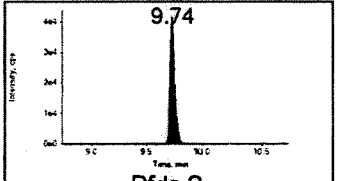

Pfds 2
Mod?
□ Baseline □ Missed
□ Wrong Peak

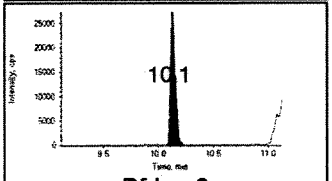

Pfdoa 2
Mod?
□ Baseline □ Missed
□ Wrong Peak

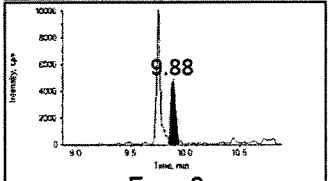

Fosa 2
Mod?
□ Baseline □ Missed
□ Wrong Peak

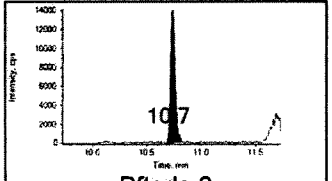

Pfteda 2
Mod?
□ Baseline □ Missed
□ Wrong Peak

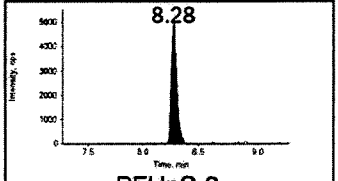

PFHpS 2
Mod?
□ Baseline □ Missed
□ Wrong Peak

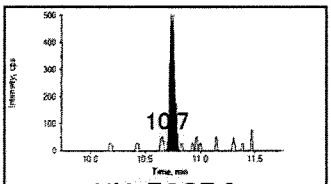

NMeFOSE 2
Mod?
□ Baseline □ Missed
□ Wrong Peak

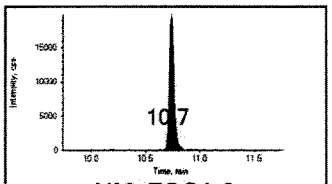

NMeFOSA 2
Mod?
□ Baseline □ Missed
□ Wrong Peak

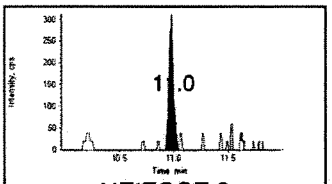

NEtFOSE 2
Mod?
□ Baseline □ Missed
□ Wrong Peak

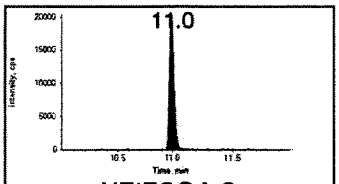

NEtFOSA 2
Mod?
□ Baseline □ Missed
□ Wrong Peak

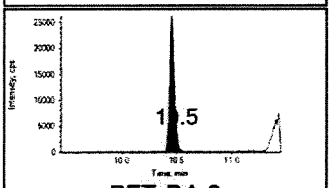

PFTrDA 2
Mod?
□ Baseline □ Missed
□ Wrong Peak

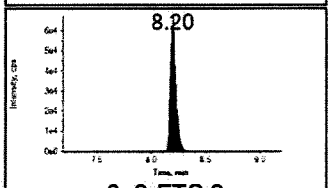

6_2-FTS 2
Mod?
□ Baseline □ Missed
□ Wrong Peak

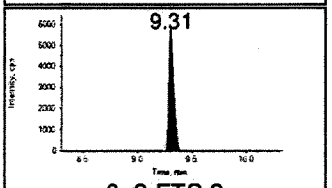

8_2-FTS 2
Mod?
□ Baseline □ Missed
□ Wrong Peak

Project	Ewan's Projects\PFCs	**Result Table**	051116.rdb
Data File	051116\1014.wiff	**Algorithm Used**	MQL
Acquisition Method	PFC_090315 schedule mrm.dam	**Instrument Name**	LCMS02

Sample Name	PFC 5ppb	**Injection Vial**	20007
Acquisition Date	5/11/2016 2:08:23 PM	**Injection Volume**	10
Acquisition Method	PFC_090315 schedule mrm.dam	**Sample Type**	Standard
Sample ID	15-OLC-02-45G	**Dilution Factor**	1.00

Results Summary

Analyte Name	Analyte RT (Expected)	IS Name	IS Area	Analyte Area	Exp Conc (ng/mL)	Calc. Conc (ng/mL)	Accuracy (%)	Mod?
Pfba 1	2.50 (2.50)	13c_pfba	2158157	1774095	5.00	4.8110	96	No
Pfpea 1	4.96 (4.96)	13c_pfhxa	3122208	1722519	5.00	4.8420	97	No
Pfbs 1	5.42 (5.42)	18o-pfhs	1063950	3010150	5.00	4.9010	98	No
Pfhxa 1	6.52 (6.52)	13c_pfhxa	3122208	2704812	5.00	4.9350	99	No
Pfhpa 1	7.52 (7.51)	13c_pfhxa	3122208	3309868	5.00	4.8700	97	No
Pfhxs 1	7.59 (7.60)	18o-pfhs	1063950	2945685	5.00	4.9140	98	No
Pfoa 1	8.24 (8.25)	13c-pfoa	2387359	1172023	5.00	4.5800	92	No
Pfna 1	8.83 (8.83)	13c-pfna	2754047	2562838	5.00	4.8700	97	No
Pfos 1	8.84 (8.84)	13c-pfos	2008010	1843723	5.00	4.9350	99	No
Pfda 1	9.32 (9.32)	13c-pfda	2270281	2046555	5.00	5.0150	100	No
Pfuna 1	9.76 (9.76)	13c-pfuna	498904	1262601	5.00	4.7500	95	No
Pfds 1	9.73 (9.74)	13c-pfos	2008010	2164849	5.00	5.1010	102	No
Pfdoa 1	10.10 (10.10)	13c-pfdoda	31775	1569247	5.00	5.1620	103	No
Fosa 1	9.88 (9.88)	d5-NEtFOSA	522795	2764702	5.00	4.8350	97	No
Pfteda 1	10.70 (10.70)	13c-pfdoda	31775	1014920	5.00	4.9400	99	No
PFHpS 1	8.28 (8.28)	18o-pfhs	1063950	202376	5.00	4.9710	99	No
NMeFOSE 1	10.70 (10.70)	d7-NMeFOSE	598676	791373	5.00	5.9280	119	No

JUN 0 3 2016

Analyte Name	Analyte RT (Expected)	IS Name	IS Area	Analyte Area	Exp Conc (ng/mL)	Calc. Conc (ng/mL)	Accuracy (%)	Mod?
NMeFOSA 1	10.70 (10.70)	d7-NMeFOSE	598676	304866	5.00	5.2540	105	No
NEtFOSE 1	11.00 (11.00)	d9-EtFOSE	764755	770117	5.00	4.7080	94	No
NEtFOSA 1	11.00 (11.00)	d5-NEtFOSA	522795	427059	5.00	4.6910	94	No
d9-EtFOSE 1	11.00 (11.00)	N_mefosa_d3	448803	764755	5.00	5.1940	104	No
d5-NEtFOSA 1	11.00 (11.00)	N_mefosa_d3	448803	522795	5.00	5.5330	111	No
d7-NMeFOSE 1	10.70 (10.70)	N_mefosa_d3	448803	598676	5.00	5.2340	105	No
13C_PFBA 1	2.49 (2.49)	N_mefosa_d3	448803	2158157	5.00	5.4490	109	No
13C_PFHXA 1	6.52 (6.51)	N_mefosa_d3	448803	3122208	5.00	5.4560	109	No
13C-PFOA 1	8.24 (8.24)	N_mefosa_d3	448803	2387359	5.00	5.3490	107	No
13C-PFNA 1	8.83 (8.83)	N_mefosa_d3	448803	2754047	5.00	5.5800	112	No
13C-PFOS 1	8.84 (8.84)	N_mefosa_d3	448803	2008010	5.00	5.3560	107	No
13C-PFDA 1	9.33 (9.33)	N_mefosa_d3	448803	2270281	5.00	5.2540	105	No
13C-PFUNA 1	9.76 (9.75)	N_mefosa_d3	448803	498904	5.00	5.4480	109	No
18O-PFHxS 1	7.59 (7.59)	N_mefosa_d3	448803	1063950	5.00	5.4920	110	No
13C-PFDoA 1	10.10 (10.10)	N_mefosa_d3	448803	31746	5.00	5.3770	108	No
PFTrDA 1	10.50 (10.50)	13c-pfdoda	31775	1878820	5.00	4.8480	97	No
6_2-FTS 1	8.19 (8.19)	13C2-6_2-FTS	50186	918068	5.00	5.0690	101	No
8_2-FTS 1	9.30 (9.31)	13C2-6_2-FTS	50186	804335	5.00	4.5630	91	No
13C2-6_2-FTS 1	8.20 (8.19)	N_mefosa_d3	448803	50186	5.00	5.4100	108	No

IRC Summary

Analyte Peak Name	RT (Expected)	Area	Modified?	Calculated Ion Ratio (Expected Value)
Pfba 2	2.50 (2.50)	1772594	No	1.00
Pfpea 2	4.96 (4.96)	1737503	No	1.01
Pfbs 2	5.42 (5.42)	1248676	No	0.41
Pfhxa 2	6.52 (6.52)	238569	No	0.09
Pfhpa 2	7.51 (7.51)	1283920	No	0.39
Pfhxs 2	7.60 (7.59)	1147689	No	0.39
Pfoa 2	8.24 (8.25)	2299421	No	1.96
Pfna 2	8.83 (8.83)	709940	No	0.28
Pfos 2	8.84 (8.84)	605337	No	0.33
Pfda 2	9.33 (9.32)	392748	No	0.19
Pfuna 2	9.75 (9.75)	402031	No	0.32
Pfds 2	9.73 (9.74)	648186	No	0.30
Pfdoa 2	10.10 (10.10)	468933	No	0.30
Fosa 2	9.88 (9.88)	71189	No	0.03
Pfteda 2	10.70 (10.70)	232004	No	0.23
PFHpS 2	8.28 (8.28)	84874	No	0.42
NMeFOSE 2	10.70 (10.70)	7133	No	0.01
NMeFOSA 2	10.70 (10.70)	289567	No	0.95
NEtFOSE 2	11.00 (11.00)	5106	No	0.01
NEtFOSA 2	11.00 (11.00)	294425	No	0.69
PFTrDA 2	10.50 (10.50)	405392	No	0.22
6_2-FTS 2	8.19 (8.20)	1137571	No	1.24
8_2-FTS 2	9.30 (9.31)	76964	No	0.10

Quantitative Peak Review **PFC 5ppb 15-OLC-02-45G**

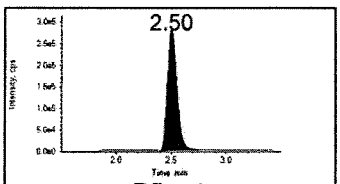

Pfba 1
213.000/169.000 Da
□ Baseline □ Missed
□ Wrong Peak

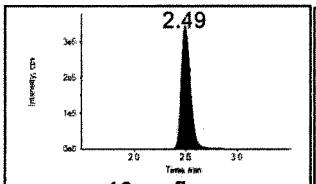

13c_pfba
217.000/172.000 Da
□ Baseline □ Missed
□ Wrong Peak

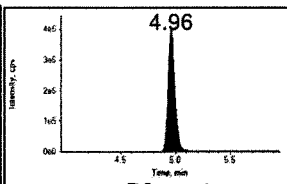

Pfpea 1
263.000/219.000 Da
□ Baseline □ Missed
□ Wrong Peak

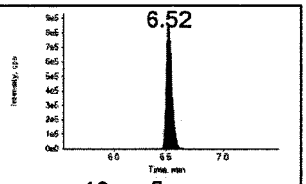

13c_pfhxa
315.000/270.000 Da
□ Baseline □ Missed
□ Wrong Peak

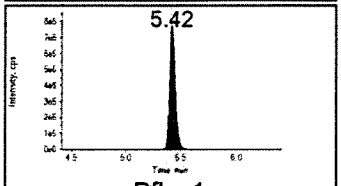

Pfbs 1
299.000/80.000 Da
□ Baseline □ Missed
□ Wrong Peak

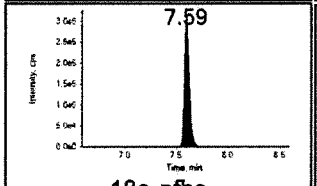

18o-pfhs
403.000/103.000 Da
□ Baseline □ Missed
□ Wrong Peak

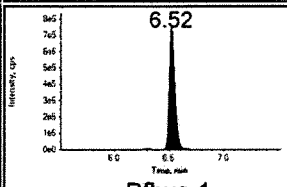

Pfhxa 1
313.000/269.000 Da
□ Baseline □ Missed
□ Wrong Peak

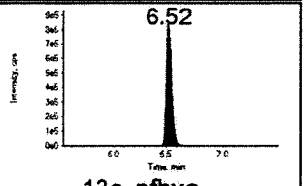

13c_pfhxa
315.000/270.000 Da
□ Baseline □ Missed
□ Wrong Peak

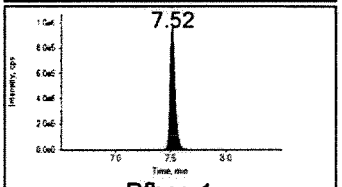

Pfhpa 1
363.000/319.000 Da
□ Baseline □ Missed
□ Wrong Peak

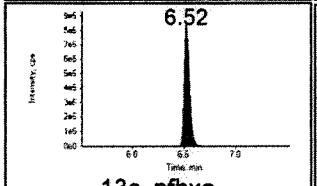

13c_pfhxa
315.000/270.000 Da
□ Baseline □ Missed
□ Wrong Peak

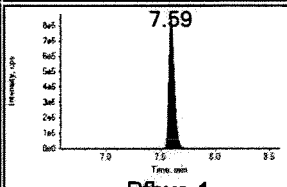

Pfhxs 1
399.000/80.000 Da
□ Baseline □ Missed
□ Wrong Peak

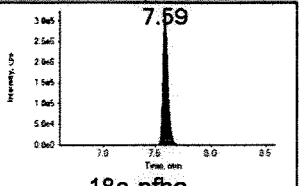

18o-pfhs
403.000/103.000 Da
□ Baseline □ Missed
□ Wrong Peak

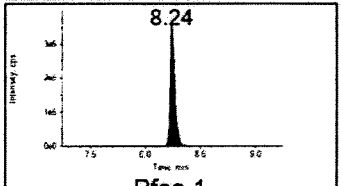

Pfoa 1
413.000/169.000 Da
□ Baseline □ Missed
□ Wrong Peak

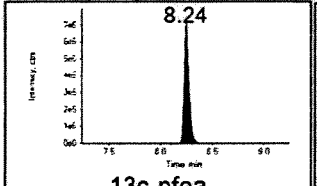

13c-pfoa
417.000/372.000 Da
□ Baseline □ Missed
□ Wrong Peak

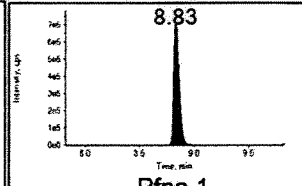

Pfna 1
463.000/419.000 Da
□ Baseline □ Missed
□ Wrong Peak

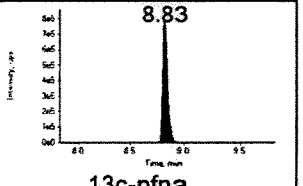

13c-pfna
468.000/423.000 Da
□ Baseline □ Missed
□ Wrong Peak

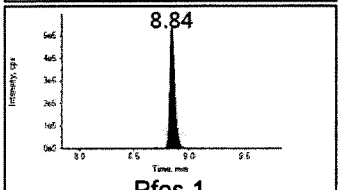

Pfos 1
499.000/80.000 Da
□ Baseline □ Missed
□ Wrong Peak

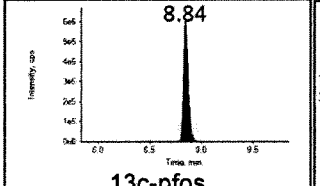

13c-pfos
503.000/80.000 Da
□ Baseline □ Missed
□ Wrong Peak

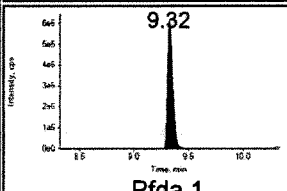

Pfda 1
513.000/469.000 Da
□ Baseline □ Missed
□ Wrong Peak

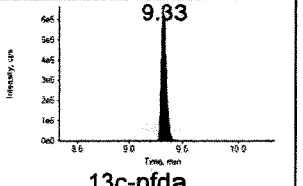

13c-pfda
515.000/470.000 Da
□ Baseline □ Missed
□ Wrong Peak

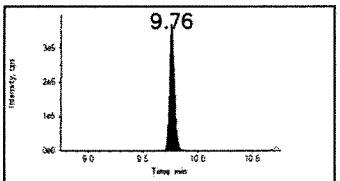

Pfuna 1
563.000/519.000 Da
□ Baseline □ Missed
□ Wrong Peak

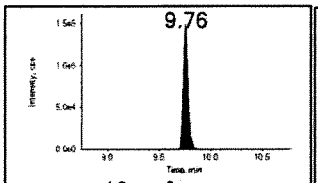

13c-pfuna
565.000/520.000 Da
□ Baseline □ Missed
□ Wrong Peak

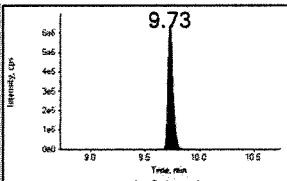

Pfds 1
599.000/80.000 Da
□ Baseline □ Missed
□ Wrong Peak

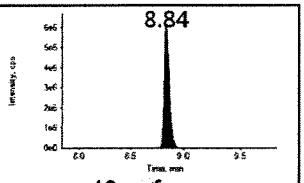

13c-pfos
503.000/80.000 Da
□ Baseline □ Missed
□ Wrong Peak

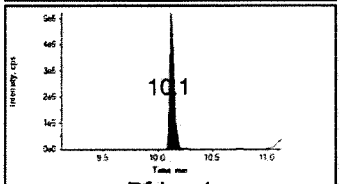

Pfdoa 1
613.000/569.000 Da
□ Baseline □ Missed
□ Wrong Peak

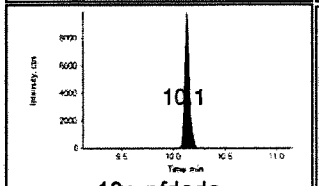

13c-pfdoda
615.000/570.000 Da
□ Baseline □ Missed
□ Wrong Peak

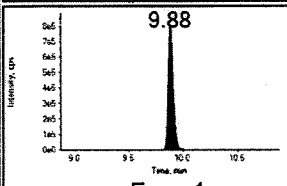

Fosa 1
498.000/78.000 Da
□ Baseline □ Missed
□ Wrong Peak

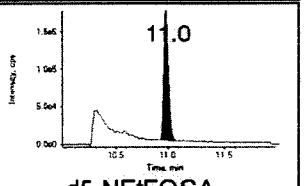

d5-NEtFOSA
531.000/169.000 Da
□ Baseline □ Missed
□ Wrong Peak

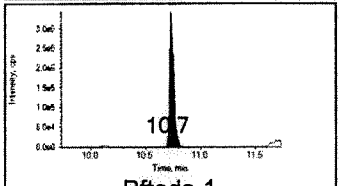

Pfteda 1
713.000/669.000 Da
□ Baseline □ Missed
□ Wrong Peak

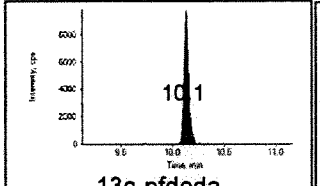

13c-pfdoda
615.000/570.000 Da
□ Baseline □ Missed
□ Wrong Peak

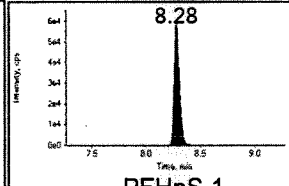

PFHpS 1
449.400/80.000 Da
□ Baseline □ Missed
□ Wrong Peak

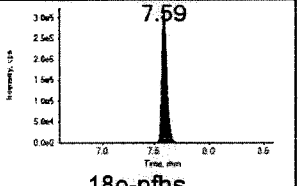

18o-pfhs
403.000/103.000 Da
□ Baseline □ Missed
□ Wrong Peak

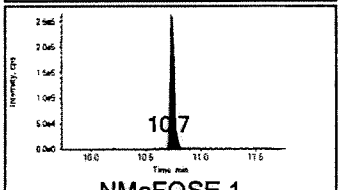

NMeFOSE 1
616.200/58.800 Da
□ Baseline □ Missed
□ Wrong Peak

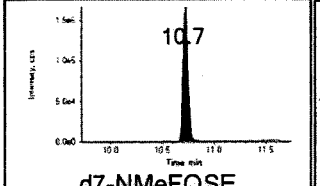

d7-NMeFOSE
623.000/59.000 Da
□ Baseline □ Missed
□ Wrong Peak

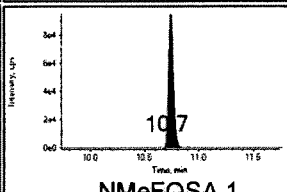

NMeFOSA 1
512.200/169.300 Da
□ Baseline □ Missed
□ Wrong Peak

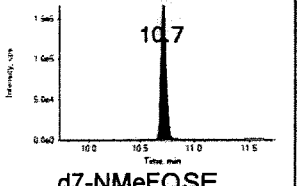

d7-NMeFOSE
623.000/59.000 Da
□ Baseline □ Missed
□ Wrong Peak

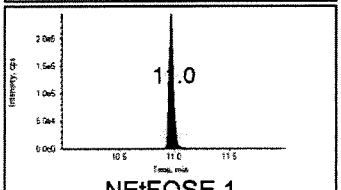

NEtFOSE 1
630.200/59.000 Da
□ Baseline □ Missed
□ Wrong Peak

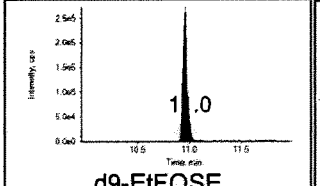

d9-EtFOSE
639.000/59.000 Da
□ Baseline □ Missed
□ Wrong Peak

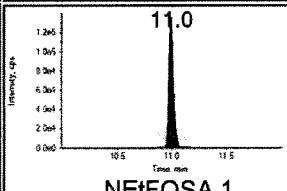

NEtFOSA 1
526.200/169.000 Da
□ Baseline □ Missed
□ Wrong Peak

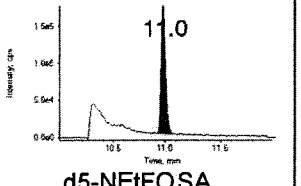

d5-NEtFOSA
531.000/169.000 Da
□ Baseline □ Missed
□ Wrong Peak

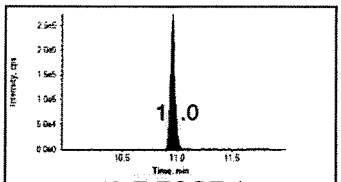

d9-EtFOSE 1
639.000/59.000 Da
□ Baseline □ Missed
□ Wrong Peak

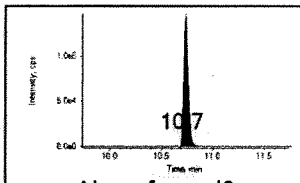

N_mefosa_d3
515.000/169.000 Da
□ Baseline □ Missed
□ Wrong Peak

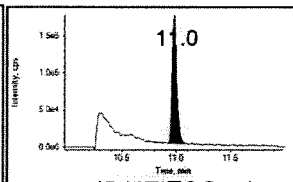

d5-NEtFOSA 1
531.000/169.000 Da
□ Baseline □ Missed
□ Wrong Peak

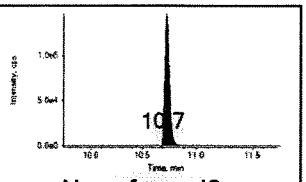

N_mefosa_d3
515.000/169.000 Da
□ Baseline □ Missed
□ Wrong Peak

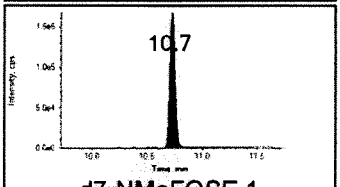

d7-NMeFOSE 1
623.000/59.000 Da
□ Baseline □ Missed
□ Wrong Peak

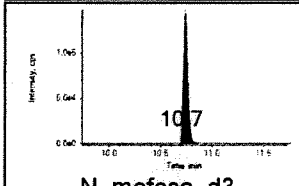

N_mefosa_d3
515.000/169.000 Da
□ Baseline □ Missed
□ Wrong Peak

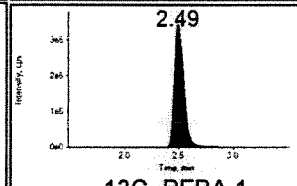

13C_PFBA 1
217.000/172.000 Da
□ Baseline □ Missed
□ Wrong Peak

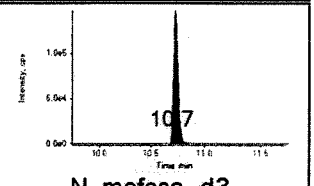

N_mefosa_d3
515.000/169.000 Da
□ Baseline □ Missed
□ Wrong Peak

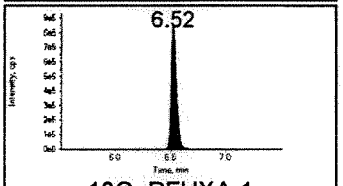

13C_PFHXA 1
315.000/270.000 Da
□ Baseline □ Missed
□ Wrong Peak

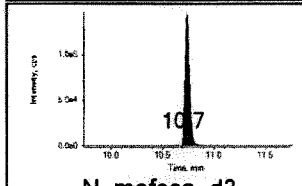

N_mefosa_d3
515.000/169.000 Da
□ Baseline □ Missed
□ Wrong Peak

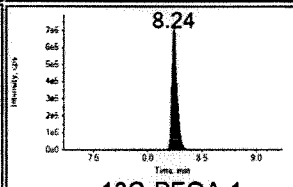

13C-PFOA 1
417.000/372.000 Da
□ Baseline □ Missed
□ Wrong Peak

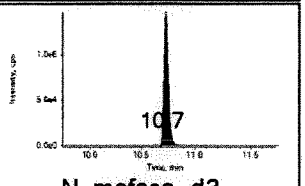

N_mefosa_d3
515.000/169.000 Da
□ Baseline □ Missed
□ Wrong Peak

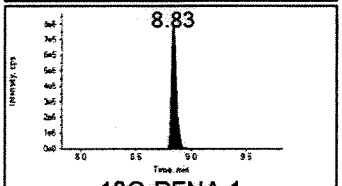

13C-PFNA 1
468.000/423.000 Da
□ Baseline □ Missed
□ Wrong Peak

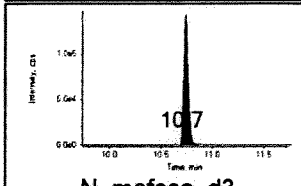

N_mefosa_d3
515.000/169.000 Da
□ Baseline □ Missed
□ Wrong Peak

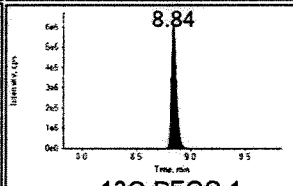

13C-PFOS 1
503.000/80.000 Da
□ Baseline □ Missed
□ Wrong Peak

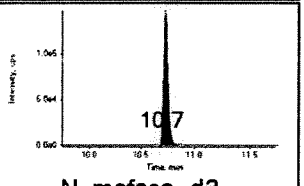

N_mefosa_d3
515.000/169.000 Da
□ Baseline □ Missed
□ Wrong Peak

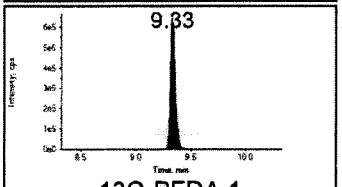

13C-PFDA 1
515.000/470.000 Da
□ Baseline □ Missed
□ Wrong Peak

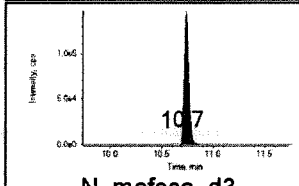

N_mefosa_d3
515.000/169.000 Da
□ Baseline □ Missed
□ Wrong Peak

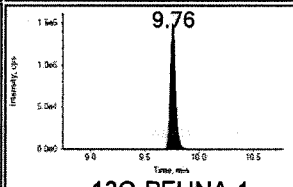

13C-PFUNA 1
565.000/520.000 Da
□ Baseline □ Missed
□ Wrong Peak

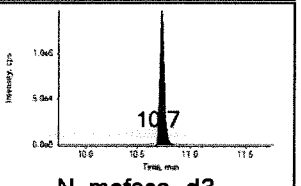

N_mefosa_d3
515.000/169.000 Da
□ Baseline □ Missed
□ Wrong Peak

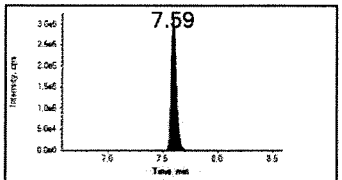

18O-PFHxS 1
403.000/103.000 Da
□ Baseline □ Missed
□ Wrong Peak

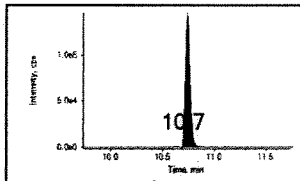

N_mefosa_d3
515.000/169.000 Da
□ Baseline □ Missed
□ Wrong Peak

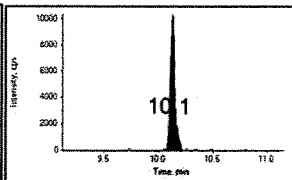

13C-PFDoA 1
615.000/570.000 Da
□ Baseline □ Missed
□ Wrong Peak

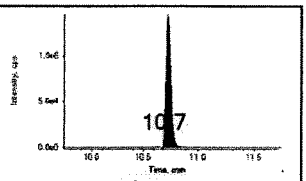

N_mefosa_d3
515.000/169.000 Da
□ Baseline □ Missed
□ Wrong Peak

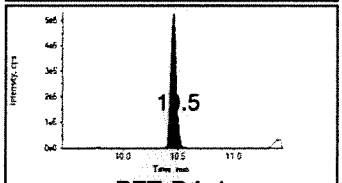

PFTrDA 1
663.000/619.000 Da
□ Baseline □ Missed
□ Wrong Peak

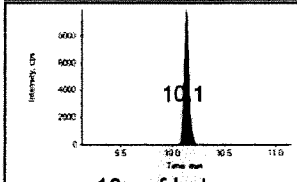

13c-pfdoda
615.000/570.000 Da
□ Baseline □ Missed
□ Wrong Peak

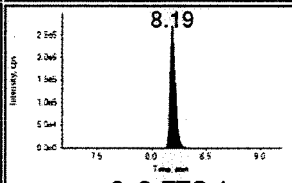

6_2-FTS 1
427.000/407.000 Da
□ Baseline □ Missed
□ Wrong Peak

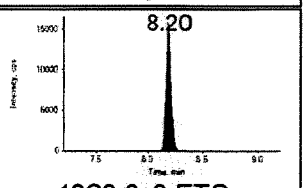

13C2-6_2-FTS
429.500/409.000 Da
□ Baseline □ Missed
□ Wrong Peak

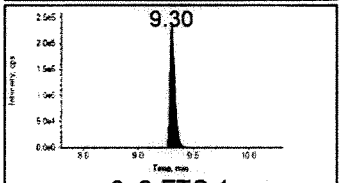

8_2-FTS 1
527.200/507.100 Da
□ Baseline □ Missed
□ Wrong Peak

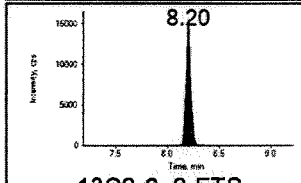

13C2-6_2-FTS
429.500/409.000 Da
□ Baseline □ Missed
□ Wrong Peak

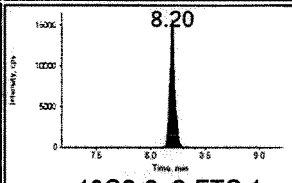

13C2-6_2-FTS 1
429.500/409.000 Da
□ Baseline □ Missed
□ Wrong Peak

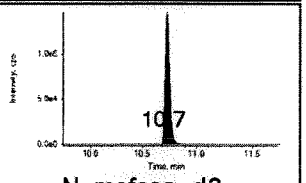

N_mefosa_d3
515.000/169.000 Da
□ Baseline □ Missed
□ Wrong Peak

Ion Ratio Confirmation

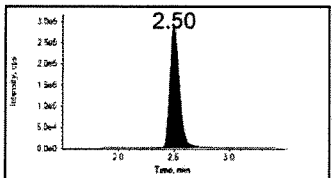

Pfba 2
Mod?
□ Baseline □ Missed
□ Wrong Peak

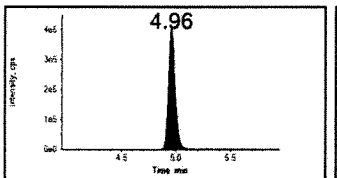

Pfpea 2
Mod?
□ Baseline □ Missed
□ Wrong Peak

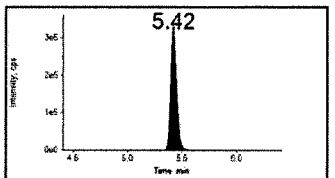

Pfbs 2
Mod?
□ Baseline □ Missed
□ Wrong Peak

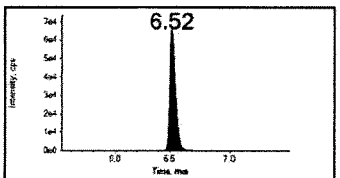

Pfhxa 2
Mod?
□ Baseline □ Missed
□ Wrong Peak

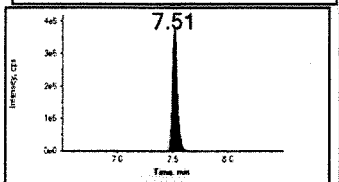

Pfhpa 2
Mod?
□ Baseline □ Missed
□ Wrong Peak

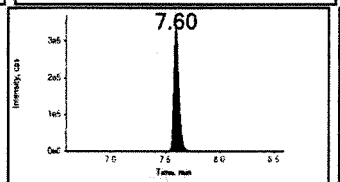

Pfhxs 2
Mod?
□ Baseline □ Missed
□ Wrong Peak

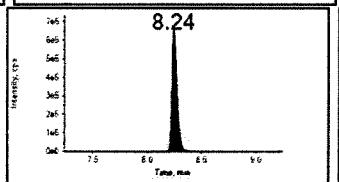

Pfoa 2
Mod?
□ Baseline □ Missed
□ Wrong Peak

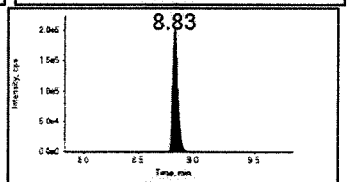

Pfna 2
Mod?
□ Baseline □ Missed
□ Wrong Peak

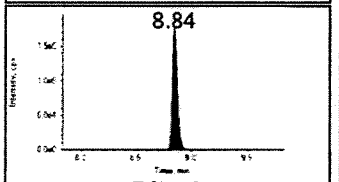

Pfos 2
Mod?
□ Baseline □ Missed
□ Wrong Peak

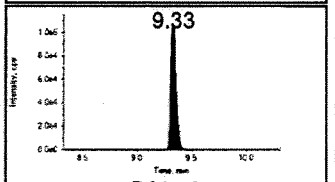

Pfda 2
Mod?
□ Baseline □ Missed
□ Wrong Peak

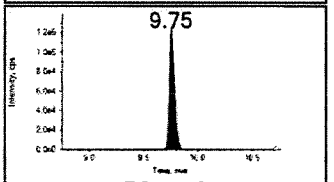

Pfuna 2
Mod?
□ Baseline □ Missed
□ Wrong Peak

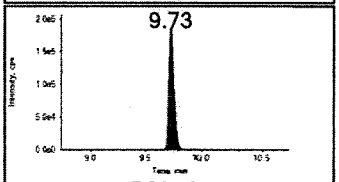

Pfds 2
Mod?
□ Baseline □ Missed
□ Wrong Peak

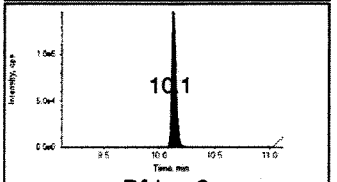

Pfdoa 2
Mod?
□ Baseline □ Missed
□ Wrong Peak

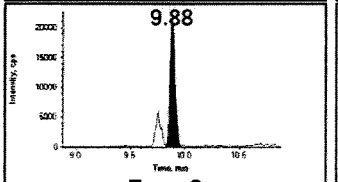

Fosa 2
Mod?
□ Baseline □ Missed
□ Wrong Peak

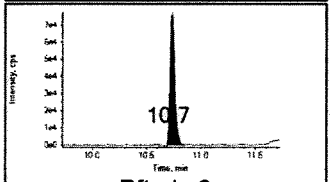

Pfteda 2
Mod?
□ Baseline □ Missed
□ Wrong Peak

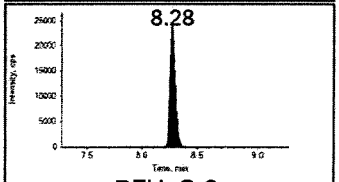

PFHpS 2
Mod?
□ Baseline □ Missed
□ Wrong Peak

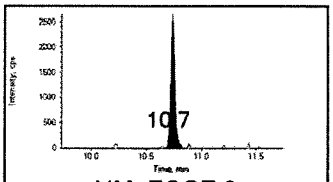

NMeFOSE 2
Mod?
□ Baseline □ Missed
□ Wrong Peak

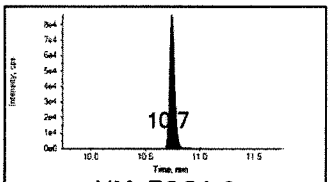

NMeFOSA 2
Mod?
□ Baseline □ Missed
□ Wrong Peak

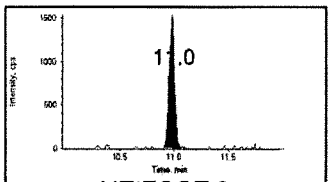

NEtFOSE 2
Mod?
□ Baseline □ Missed
□ Wrong Peak

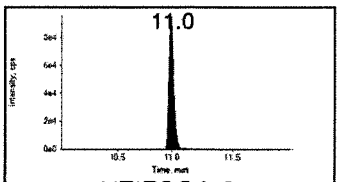

NEtFOSA 2
Mod?
□ Baseline □ Missed
□ Wrong Peak

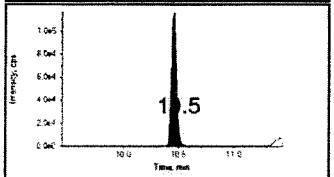

PFTrDA 2
Mod?
□ Baseline □ Missed
□ Wrong Peak

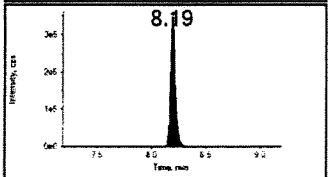

6_2-FTS 2
Mod?
□ Baseline □ Missed
□ Wrong Peak

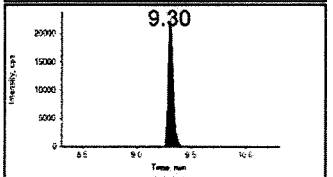

8_2-FTS 2
Mod?
□ Baseline □ Missed
□ Wrong Peak

Project	Ewan's Projects\PFCs	**Result Table**	051116.rdb
Data File	051116\1015.wiff	**Algorithm Used**	MQL
Acquisition Method	PFC_090315 schedule mrm.dam	**Instrument Name**	LCMS02

Sample Name	PFC 10ppb	**Injection Vial**	20008
Acquisition Date	5/11/2016 2:26:12 PM	**Injection Volume**	10
Acquisition Method	PFC_090315 schedule mrm.dam	**Sample Type**	Standard
Sample ID	15-OLC-02-45H	**Dilution Factor**	1.00

Results Summary

Analyte Name	Analyte RT (Expected)	IS Name	IS Area	Analyte Area	Exp Conc (ng/mL)	Calc. Conc (ng/mL)	Accuracy (%)	Mod?
Pfba 1	2.50 (2.50)	13c_pfba	2202508	3670235	10.00	9.7530	98	No
Pfpea 1	4.95 (4.95)	13c_pfhxa	3236972	3519849	10.00	9.5440	95	No
Pfbs 1	5.41 (5.41)	18o-pfhs	1082696	6158730	10.00	9.8540	99	No
Pfhxa 1	6.51 (6.51)	13c_pfhxa	3236972	5566987	10.00	9.7970	98	No
Pfhpa 1	7.50 (7.50)	13c_pfhxa	3236972	6852319	10.00	9.7240	97	No
Pfhxs 1	7.59 (7.59)	18o-pfhs	1082696	5998067	10.00	9.8320	98	No
Pfoa 1	8.24 (8.24)	13c-pfoa	2524397	2490183	10.00	9.2020	92	No
Pfna 1	8.82 (8.82)	13c-pfna	2811290	4835401	10.00	9.0020	90	No
Pfos 1	8.84 (8.84)	13c-pfos	2058305	3712184	10.00	9.6940	97	No
Pfda 1	9.33 (9.33)	13c-pfda	2514604	4356809	10.00	9.6390	96	No
Pfuna 1	9.75 (9.75)	13c-pfuna	486721	2632985	10.00	10.1540	102	No
Pfds 1	9.73 (9.73)	13c-pfos	2058305	4361061	10.00	10.0240	100	No
Pfdoa 1	10.10 (10.10)	13c-pfdoda	29286	3029333	10.00	10.8110	108	No
Fosa 1	9.88 (9.88)	d5-NEtFOSA	531240	5555895	10.00	9.5610	96	No
Pfteda 1	10.70 (10.70)	13c-pfdoda	29286	1859603	10.00	9.8200	98	No
PFHpS 1	8.27 (8.27)	18o-pfhs	1082696	405178	10.00	9.7810	98	No
NMeFOSE 1	10.70 (10.70)	d7-NMeFOSE	670811	1407809	10.00	9.4120	94	No

JUN 03 2016

Analyte Name	Analyte RT (Expected)	IS Name	IS Area	Analyte Area	Exp Conc (ng/mL)	Calc. Conc (ng/mL)	Accuracy (%)	Mod?
NMeFOSA 1	10.70 (10.70)	d7-NMeFOSE	670811	610101	10.00	9.3850	94	No
NEtFOSE 1	11.00 (11.00)	d9-EtFOSE	737799	1694788	10.00	10.7410	107	No
NEtFOSA 1	11.00 (11.00)	d5-NEtFOSA	531240	908477	10.00	9.8200	98	No
d9-EtFOSE 1	11.00 (11.00)	N_mefosa_d3	472424	737799	5.00	4.7610	95	No
d5-NEtFOSA 1	11.00 (11.00)	N_mefosa_d3	472424	531240	5.00	5.3410	107	No
d7-NMeFOSE 1	10.70 (10.70)	N_mefosa_d3	472424	670811	5.00	5.5720	111	No
13C_PFBA 1	2.49 (2.49)	N_mefosa_d3	472424	2202508	5.00	5.2830	106	No
13C_PFHXA 1	6.51 (6.51)	N_mefosa_d3	472424	3236972	5.00	5.3740	107	No
13C-PFOA 1	8.24 (8.24)	N_mefosa_d3	472424	2524397	5.00	5.3730	107	No
13C-PFNA 1	8.83 (8.83)	N_mefosa_d3	472424	2811290	5.00	5.4110	108	No
13C-PFOS 1	8.84 (8.84)	N_mefosa_d3	472424	2058305	5.00	5.2160	104	No
13C-PFDA 1	9.33 (9.33)	N_mefosa_d3	472424	2514604	5.00	5.5280	111	No
13C-PFUNA 1	9.75 (9.75)	N_mefosa_d3	472424	486721	5.00	5.0490	101	No
18O-PFHxS 1	7.59 (7.59)	N_mefosa_d3	472424	1082696	5.00	5.3090	106	No
13C-PFDoA 1	10.10 (10.10)	N_mefosa_d3	472424	30573	5.00	4.9190	98	No
PFTrDA 1	10.40 (10.40)	13c-pfdoda	29286	3833846	10.00	10.7330	107	No
6_2-FTS 1	8.19 (8.19)	13C2-6_2-FTS	54785	1746682	10.00	9.9510	100	No
8_2-FTS 1	9.30 (9.30)	13C2-6_2-FTS	54785	1675072	10.00	8.7040	87	No
13C2-6_2-FTS 1	8.19 (8.19)	N_mefosa_d3	472424	54785	5.00	5.6110	112	No

IRC Summary

Analyte Peak Name	RT (Expected)	Area	Modified?	Calculated Ion Ratio (Expected Value)
Pfba 2	2.50 (2.50)	3655600	No	1.00
Pfpea 2	4.95 (4.95)	3595623	No	1.02
Pfbs 2	5.41 (5.41)	2554573	No	0.41
Pfhxa 2	6.51 (6.51)	501330	No	0.09
Pfhpa 2	7.50 (7.50)	2655477	No	0.39
Pfhxs 2	7.59 (7.59)	2377441	No	0.40
Pfoa 2	8.24 (8.24)	4672526	No	1.88
Pfna 2	8.83 (8.83)	1418172	No	0.29
Pfos 2	8.84 (8.84)	1220741	No	0.33
Pfda 2	9.32 (9.32)	846205	No	0.19
Pfuna 2	9.75 (9.75)	796870	No	0.30
Pfds 2	9.73 (9.73)	1340681	No	0.31
Pfdoa 2	10.10 (10.10)	909300	No	0.30
Fosa 2	9.88 (9.88)	149259	No	0.03
Pfteda 2	10.70 (10.70)	401063	No	0.22
PFHpS 2	8.27 (8.27)	173510	No	0.43
NMeFOSE 2	10.70 (10.70)	15857	No	0.01
NMeFOSA 2	10.70 (10.70)	594142	No	0.97
NEtFOSE 2	11.00 (11.00)	10482	No	0.01
NEtFOSA 2	11.00 (11.00)	616274	No	0.68
PFTrDA 2	10.40 (10.40)	879420	No	0.23
6_2-FTS 2	8.19 (8.19)	2189021	No	1.25
8_2-FTS 2	9.31 (9.31)	169187	No	0.10

Quantitative Peak Review **PFC 10ppb 15-OLC-02-45H**

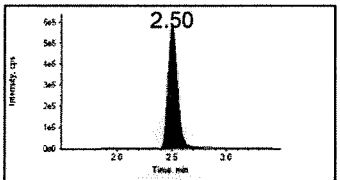

Pfba 1
213.000/169.000 Da
□ Baseline □ Missed
□ Wrong Peak

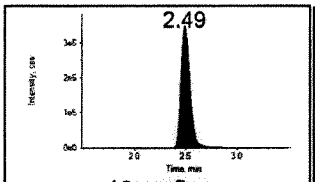

13c_pfba
217.000/172.000 Da
□ Baseline □ Missed
□ Wrong Peak

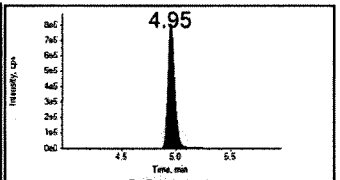

Pfpea 1
263.000/219.000 Da
□ Baseline □ Missed
□ Wrong Peak

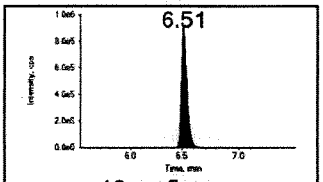

13c_pfhxa
315.000/270.000 Da
□ Baseline □ Missed
□ Wrong Peak

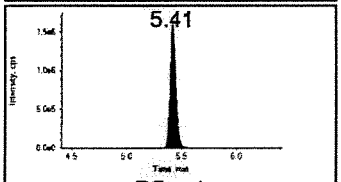

Pfbs 1
299.000/80.000 Da
□ Baseline □ Missed
□ Wrong Peak

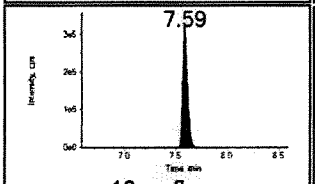

18o-pfhs
403.000/103.000 Da
□ Baseline □ Missed
□ Wrong Peak

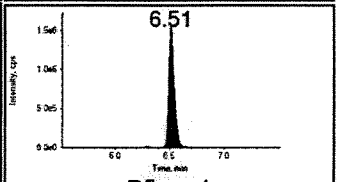

Pfhxa 1
313.000/269.000 Da
□ Baseline □ Missed
□ Wrong Peak

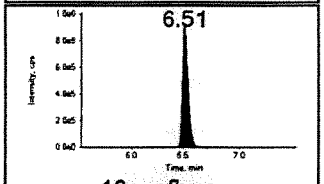

13c_pfhxa
315.000/270.000 Da
□ Baseline □ Missed
□ Wrong Peak

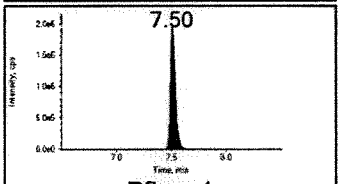

Pfhpa 1
363.000/319.000 Da
□ Baseline □ Missed
□ Wrong Peak

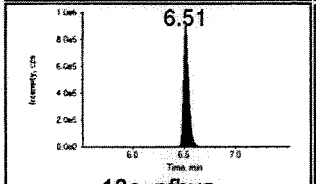

13c_pfhxa
315.000/270.000 Da
□ Baseline □ Missed
□ Wrong Peak

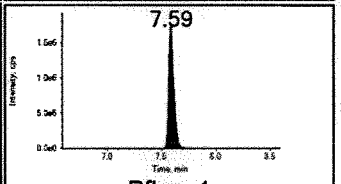

Pfhxs 1
399.000/80.000 Da
□ Baseline □ Missed
□ Wrong Peak

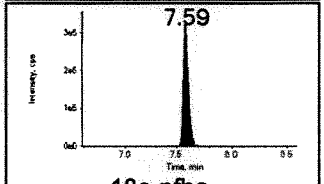

18o-pfhs
403.000/103.000 Da
□ Baseline □ Missed
□ Wrong Peak

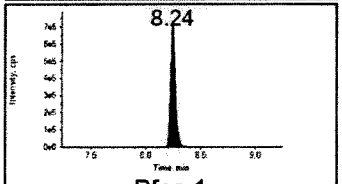

Pfoa 1
413.000/169.000 Da
□ Baseline □ Missed
□ Wrong Peak

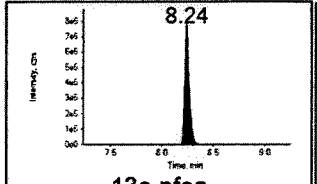

13c-pfoa
417.000/372.000 Da
□ Baseline □ Missed
□ Wrong Peak

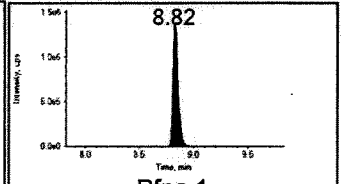

Pfna 1
463.000/419.000 Da
□ Baseline □ Missed
□ Wrong Peak

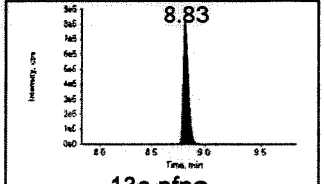

13c-pfna
468.000/423.000 Da
□ Baseline □ Missed
□ Wrong Peak

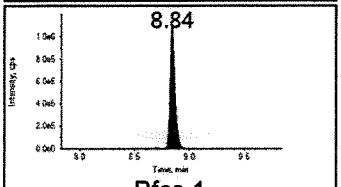

Pfos 1
499.000/80.000 Da
□ Baseline □ Missed
□ Wrong Peak

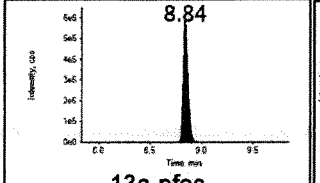

13c-pfos
503.000/80.000 Da
□ Baseline □ Missed
□ Wrong Peak

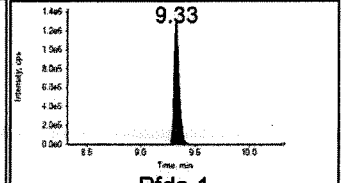

Pfda 1
513.000/469.000 Da
□ Baseline □ Missed
□ Wrong Peak

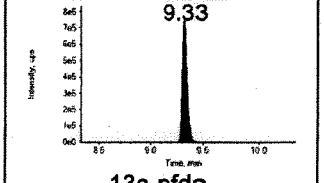

13c-pfda
515.000/470.000 Da
□ Baseline □ Missed
□ Wrong Peak

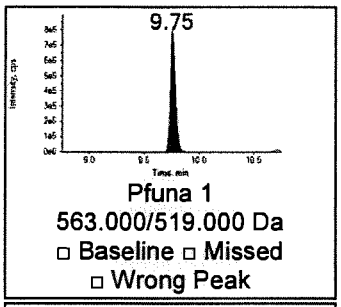

Pfuna 1
563.000/519.000 Da
□ Baseline □ Missed
□ Wrong Peak

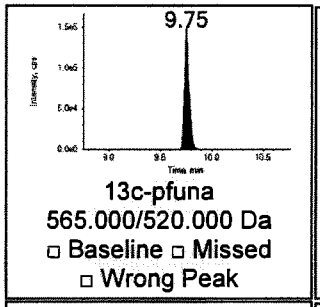

13c-pfuna
565.000/520.000 Da
□ Baseline □ Missed
□ Wrong Peak

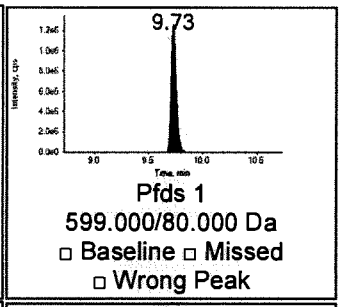

Pfds 1
599.000/80.000 Da
□ Baseline □ Missed
□ Wrong Peak

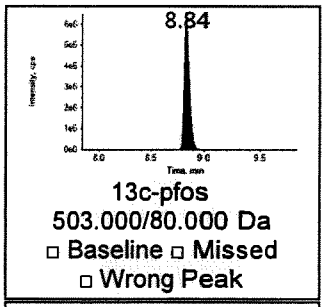

13c-pfos
503.000/80.000 Da
□ Baseline □ Missed
□ Wrong Peak

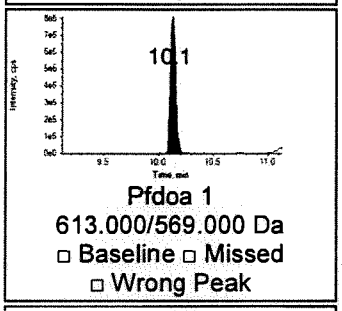

Pfdoa 1
613.000/569.000 Da
□ Baseline □ Missed
□ Wrong Peak

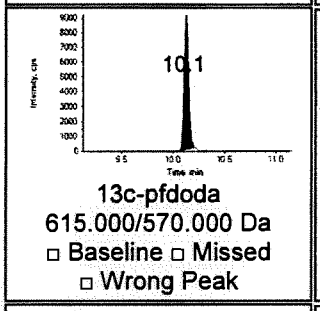

13c-pfdoda
615.000/570.000 Da
□ Baseline □ Missed
□ Wrong Peak

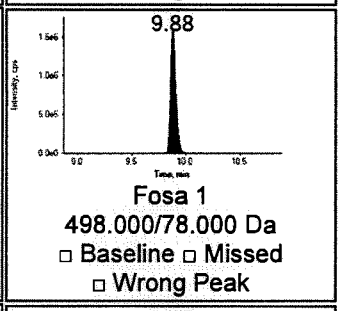

Fosa 1
498.000/78.000 Da
□ Baseline □ Missed
□ Wrong Peak

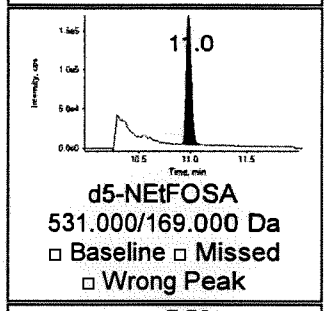

d5-NEtFOSA
531.000/169.000 Da
□ Baseline □ Missed
□ Wrong Peak

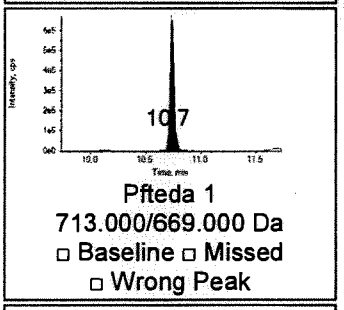

Pfteda 1
713.000/669.000 Da
□ Baseline □ Missed
□ Wrong Peak

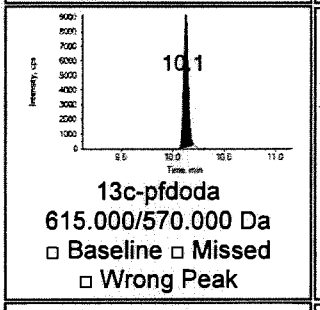

13c-pfdoda
615.000/570.000 Da
□ Baseline □ Missed
□ Wrong Peak

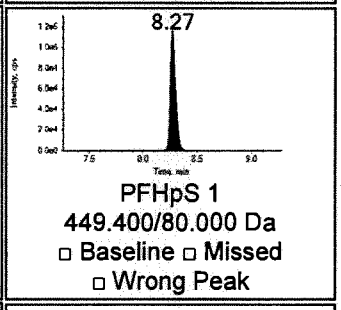

PFHpS 1
449.400/80.000 Da
□ Baseline □ Missed
□ Wrong Peak

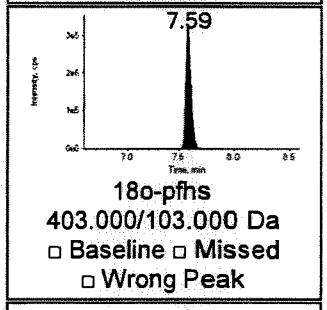

18o-pfhs
403.000/103.000 Da
□ Baseline □ Missed
□ Wrong Peak

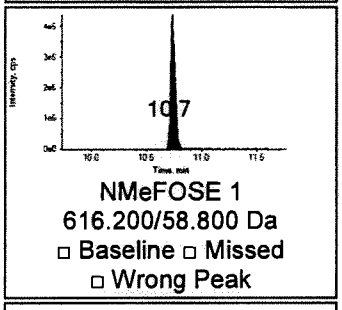

NMeFOSE 1
616.200/58.800 Da
□ Baseline □ Missed
□ Wrong Peak

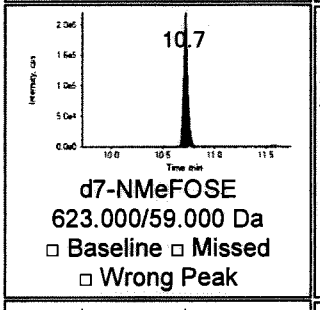

d7-NMeFOSE
623.000/59.000 Da
□ Baseline □ Missed
□ Wrong Peak

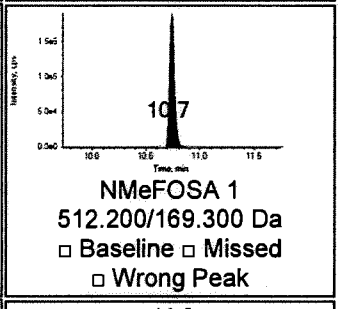

NMeFOSA 1
512.200/169.300 Da
□ Baseline □ Missed
□ Wrong Peak

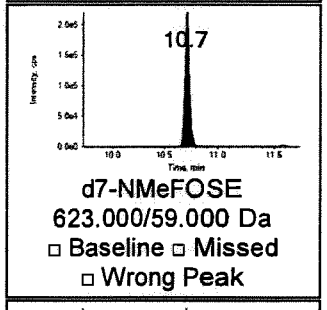

d7-NMeFOSE
623.000/59.000 Da
□ Baseline □ Missed
□ Wrong Peak

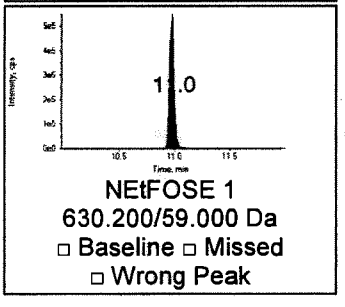

NEtFOSE 1
630.200/59.000 Da
□ Baseline □ Missed
□ Wrong Peak

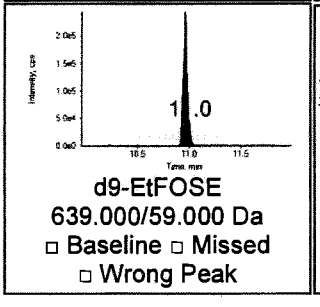

d9-EtFOSE
639.000/59.000 Da
□ Baseline □ Missed
□ Wrong Peak

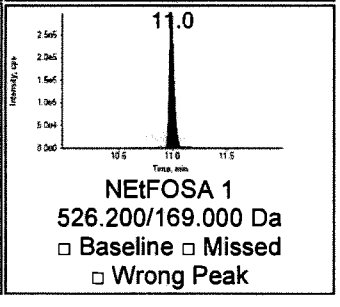

NEtFOSA 1
526.200/169.000 Da
□ Baseline □ Missed
□ Wrong Peak

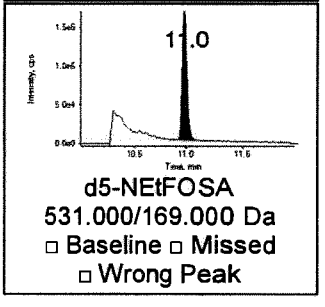

d5-NEtFOSA
531.000/169.000 Da
□ Baseline □ Missed
□ Wrong Peak

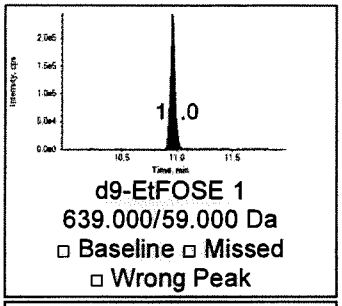

d9-EtFOSE 1
639.000/59.000 Da
□ Baseline □ Missed
□ Wrong Peak

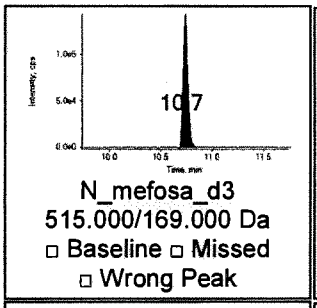

N_mefosa_d3
515.000/169.000 Da
□ Baseline □ Missed
□ Wrong Peak

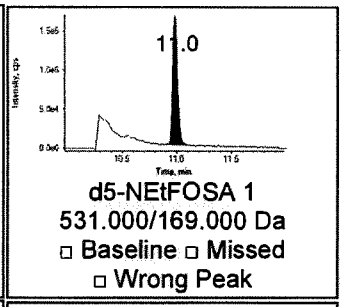

d5-NEtFOSA 1
531.000/169.000 Da
□ Baseline □ Missed
□ Wrong Peak

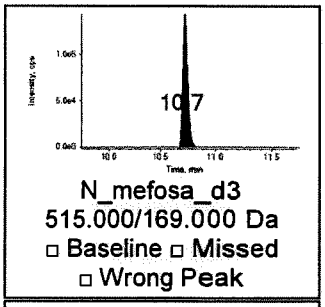

N_mefosa_d3
515.000/169.000 Da
□ Baseline □ Missed
□ Wrong Peak

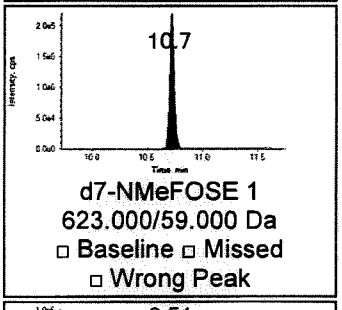

d7-NMeFOSE 1
623.000/59.000 Da
□ Baseline □ Missed
□ Wrong Peak

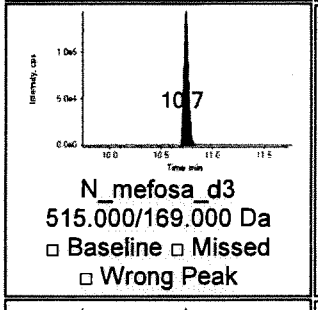

N_mefosa_d3
515.000/169.000 Da
□ Baseline □ Missed
□ Wrong Peak

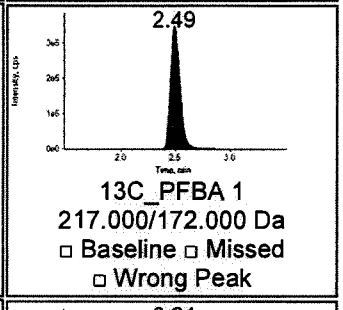

13C_PFBA 1
217.000/172.000 Da
□ Baseline □ Missed
□ Wrong Peak

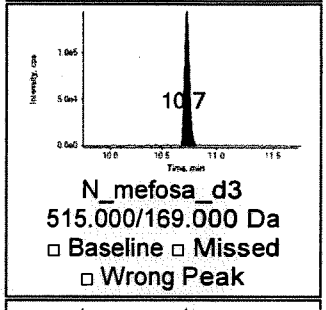

N_mefosa_d3
515.000/169.000 Da
□ Baseline □ Missed
□ Wrong Peak

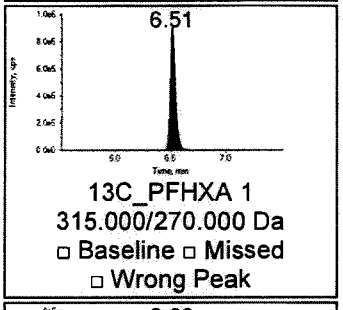

13C_PFHXA 1
315.000/270.000 Da
□ Baseline □ Missed
□ Wrong Peak

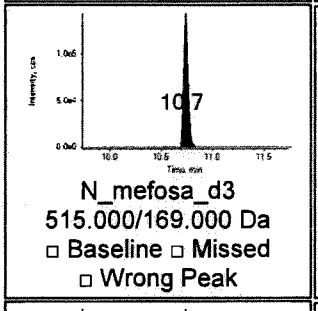

N_mefosa_d3
515.000/169.000 Da
□ Baseline □ Missed
□ Wrong Peak

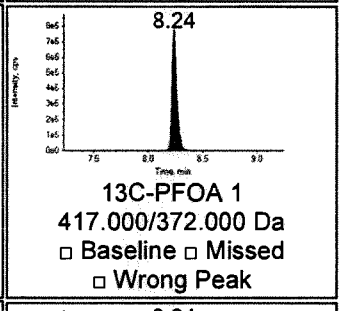

13C-PFOA 1
417.000/372.000 Da
□ Baseline □ Missed
□ Wrong Peak

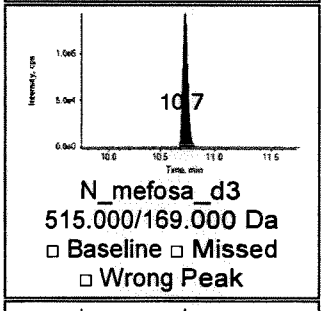

N_mefosa_d3
515.000/169.000 Da
□ Baseline □ Missed
□ Wrong Peak

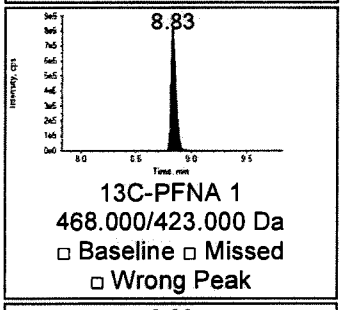

13C-PFNA 1
468.000/423.000 Da
□ Baseline □ Missed
□ Wrong Peak

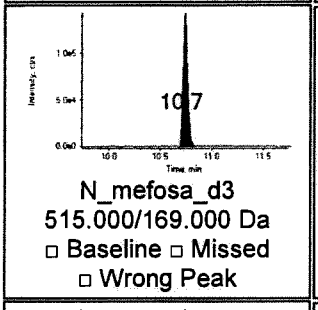

N_mefosa_d3
515.000/169.000 Da
□ Baseline □ Missed
□ Wrong Peak

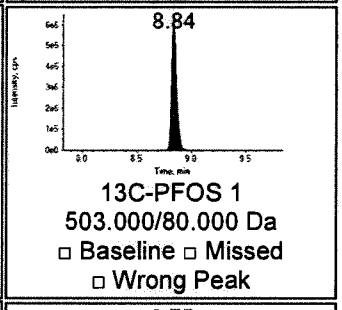

13C-PFOS 1
503.000/80.000 Da
□ Baseline □ Missed
□ Wrong Peak

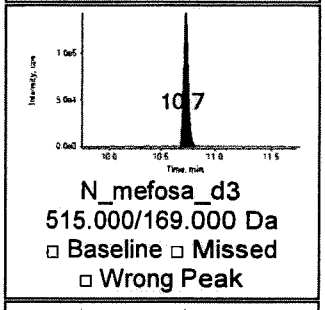

N_mefosa_d3
515.000/169.000 Da
□ Baseline □ Missed
□ Wrong Peak

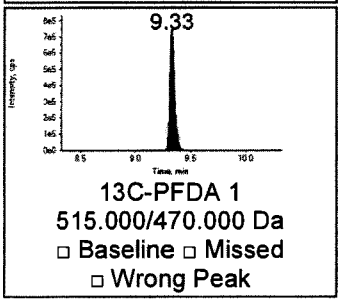

13C-PFDA 1
515.000/470.000 Da
□ Baseline □ Missed
□ Wrong Peak

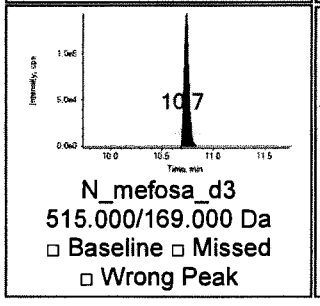

N_mefosa_d3
515.000/169.000 Da
□ Baseline □ Missed
□ Wrong Peak

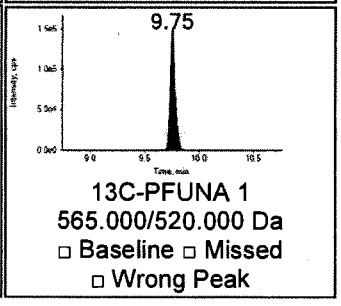

13C-PFUNA 1
565.000/520.000 Da
□ Baseline □ Missed
□ Wrong Peak

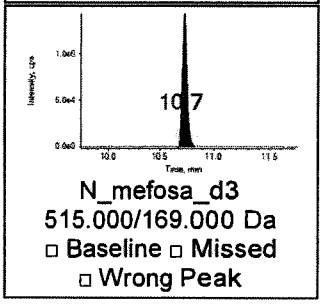

N_mefosa_d3
515.000/169.000 Da
□ Baseline □ Missed
□ Wrong Peak

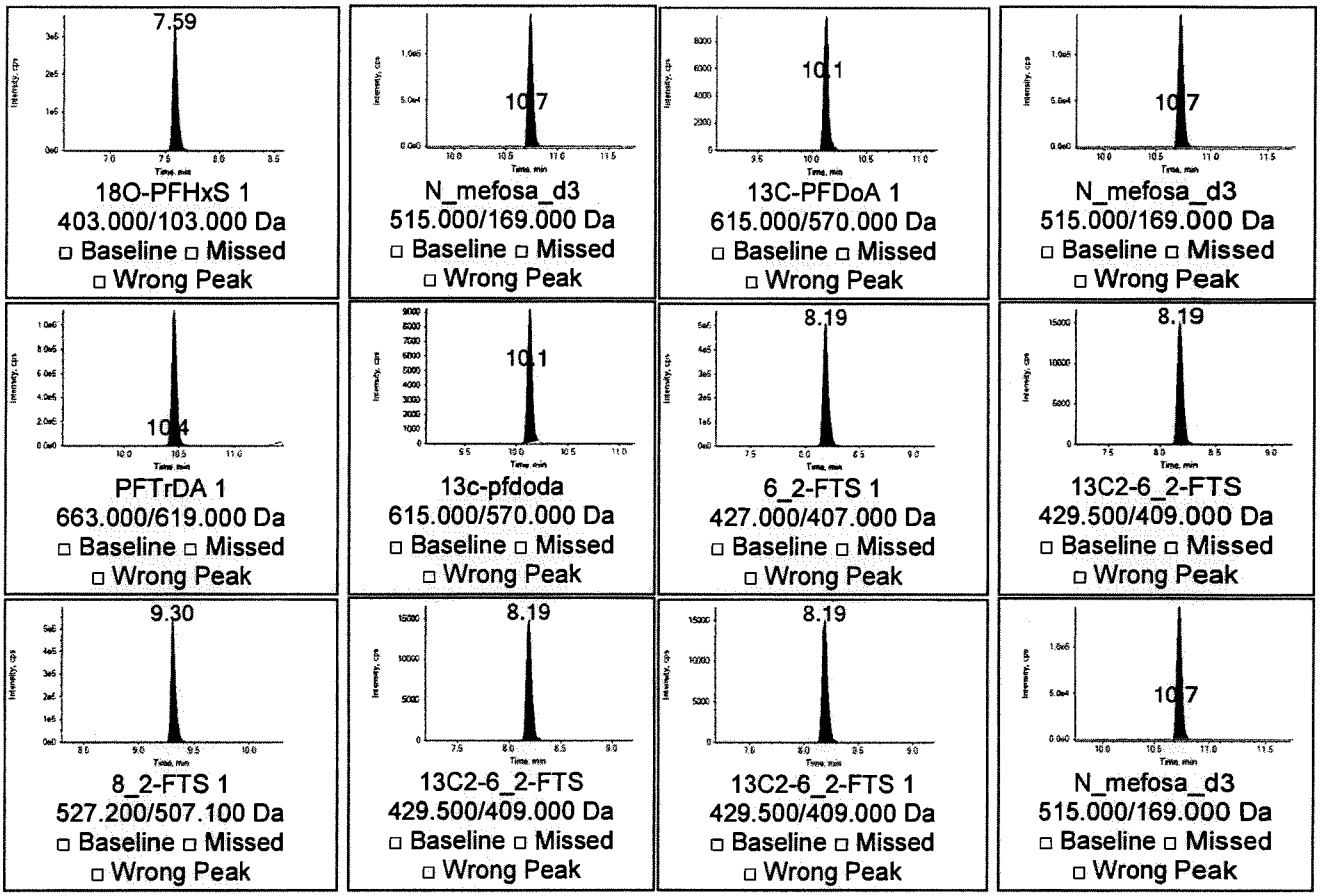

Ion Ratio Confirmation

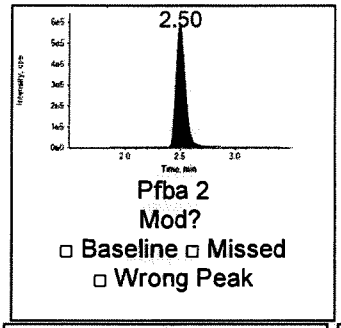

Pfba 2
Mod?
□ Baseline □ Missed
□ Wrong Peak

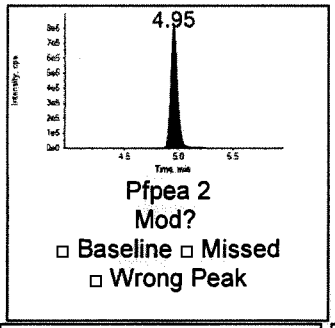

Pfpea 2
Mod?
□ Baseline □ Missed
□ Wrong Peak

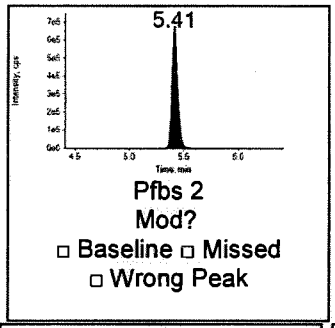

Pfbs 2
Mod?
□ Baseline □ Missed
□ Wrong Peak

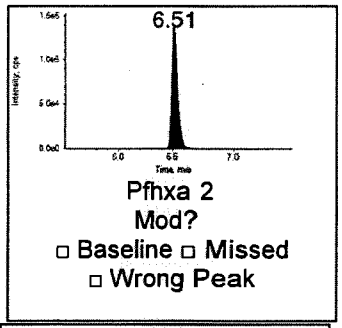

Pfhxa 2
Mod?
□ Baseline □ Missed
□ Wrong Peak

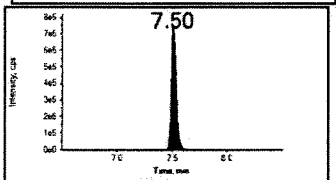

Pfhpa 2
Mod?
□ Baseline □ Missed
□ Wrong Peak

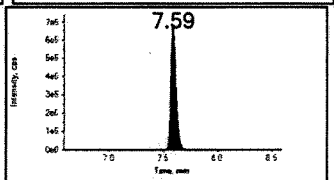

Pfhxs 2
Mod?
□ Baseline □ Missed
□ Wrong Peak

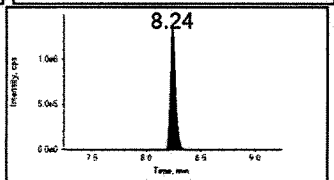

Pfoa 2
Mod?
□ Baseline □ Missed
□ Wrong Peak

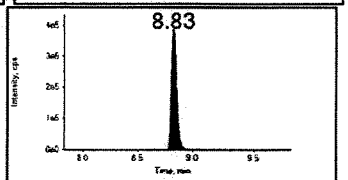

Pfna 2
Mod?
□ Baseline □ Missed
□ Wrong Peak

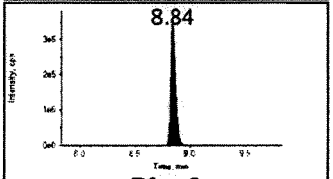

Pfos 2
Mod?
□ Baseline □ Missed
□ Wrong Peak

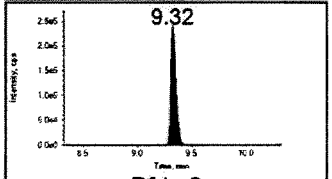

Pfda 2
Mod?
□ Baseline □ Missed
□ Wrong Peak

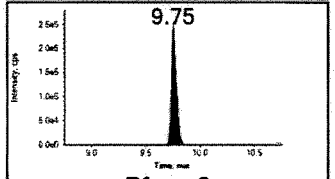

Pfuna 2
Mod?
□ Baseline □ Missed
□ Wrong Peak

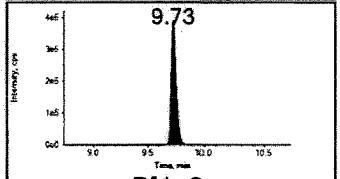

Pfds 2
Mod?
□ Baseline □ Missed
□ Wrong Peak

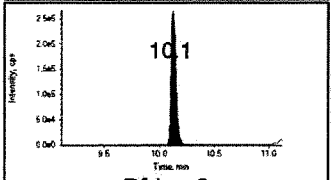

Pfdoa 2
Mod?
□ Baseline □ Missed
□ Wrong Peak

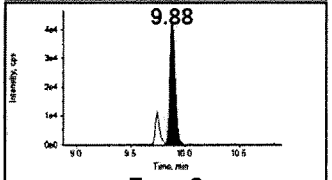

Fosa 2
Mod?
□ Baseline □ Missed
□ Wrong Peak

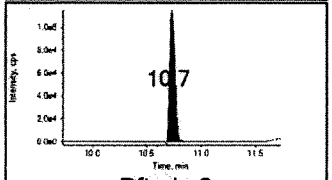

Pfteda 2
Mod?
□ Baseline □ Missed
□ Wrong Peak

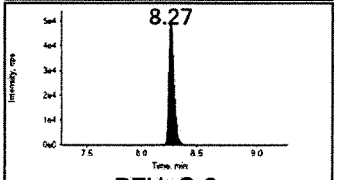

PFHpS 2
Mod?
□ Baseline □ Missed
□ Wrong Peak

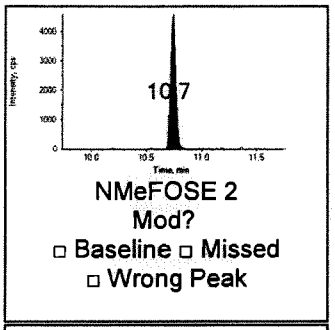

NMeFOSE 2
Mod?
□ Baseline □ Missed
□ Wrong Peak

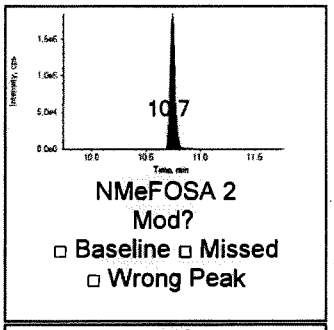

NMeFOSA 2
Mod?
□ Baseline □ Missed
□ Wrong Peak

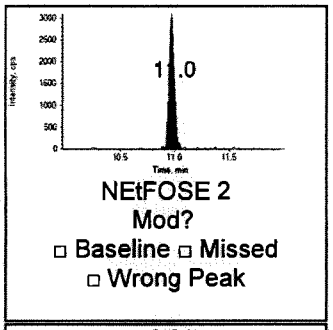

NEtFOSE 2
Mod?
□ Baseline □ Missed
□ Wrong Peak

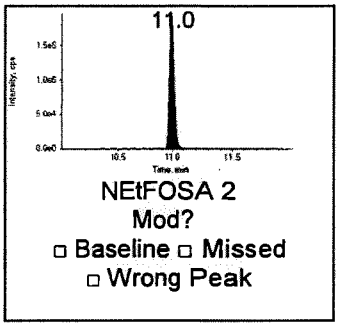

NEtFOSA 2
Mod?
□ Baseline □ Missed
□ Wrong Peak

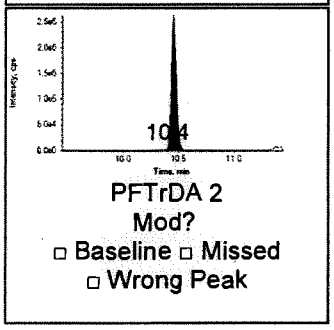

PFTrDA 2
Mod?
□ Baseline □ Missed
□ Wrong Peak

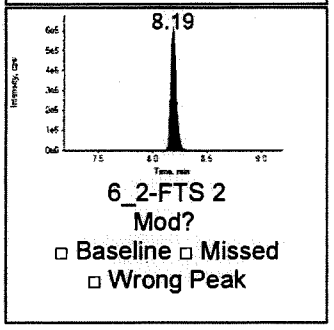

6_2-FTS 2
Mod?
□ Baseline □ Missed
□ Wrong Peak

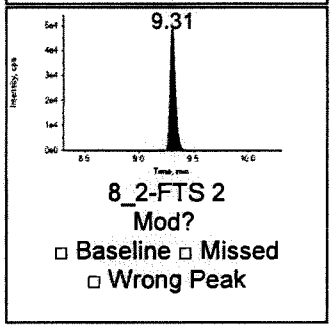

8_2-FTS 2
Mod?
□ Baseline □ Missed
□ Wrong Peak

Project	Ewan's Projects\PFCs	**Result Table**	051116.rdb
Data File	051116\1016.wiff	**Algorithm Used**	MQL
Acquisition Method	PFC_090315 schedule mrm.dam	**Instrument Name**	LCMS02

Sample Name	PFC 20ppb	**Injection Vial**	20009
Acquisition Date	5/11/2016 2:44:02 PM	**Injection Volume**	10
Acquisition Method	PFC_090315 schedule mrm.dam	**Sample Type**	Standard
Sample ID	15-OLC-02-45I	**Dilution Factor**	1.00

Results Summary

Analyte Name	Analyte RT (Expected)	IS Name	IS Area	Analyte Area	Exp Conc (ng/mL)	Calc. Conc (ng/mL)	Accuracy (%)	Mod?
Pfba 1	2.49 (2.50)	13c_pfba	2161052	6417841	20.00	17.3820	87	No
Pfpea 1	4.95 (4.95)	13c_pfhxa	3076328	6265679	20.00	17.8760	89	No
Pfbs 1	5.41 (5.42)	18o-pfhs	1038229	10499867	20.00	17.5190	88	No
Pfhxa 1	6.51 (6.51)	13c_pfhxa	3076328	9402559	20.00	17.4100	87	No
Pfhpa 1	7.51 (7.50)	13c_pfhxa	3076328	11363057	20.00	16.9680	85	No
Pfhxs 1	7.59 (7.59)	18o-pfhs	1038229	10044876	20.00	17.1710	86	No
Pfoa 1	8.24 (8.25)	13c-pfoa	2286807	4264032	20.00	17.3940	87	No
Pfna 1	8.83 (8.83)	13c-pfna	2553199	8390888	20.00	17.2010	86	No
Pfos 1	8.84 (8.84)	13c-pfos	1967020	6317913	20.00	17.2640	86	No
Pfda 1	9.32 (9.32)	13c-pfda	2250818	6889816	20.00	17.0300	85	No
Pfuna 1	9.75 (9.74)	13c-pfuna	479593	4584037	20.00	17.9400	90	No
Pfds 1	9.73 (9.73)	13c-pfos	1967020	7211020	20.00	17.3450	87	No
Pfdoa 1	10.10 (10.10)	13c-pfdoda	34012	5433078	20.00	16.6960	84	No
Fosa 1	9.88 (9.88)	d5-NEtFOSA	502374	10281412	20.00	18.7110	94	No
Pfteda 1	10.70 (10.70)	13c-pfdoda	34012	2940195	20.00	13.3690	67	No
PFHpS 1	8.28 (8.27)	18o-pfhs	1038229	812896	20.00	20.4630	102	No
NMeFOSE 1	10.70 (10.70)	d7-NMeFOSE	593250	2737335	20.00	20.6920	103	No

JUN 0 3 2016

Analyte Name	Analyte RT (Expected)	IS Name	IS Area	Analyte Area	Exp Conc (ng/mL)	Calc. Conc (ng/mL)	Accuracy (%)	Mod?
NMeFOSA 1	10.70 (10.70)	d7-NMeFOSE	593250	1189563	20.00	20.6900	103	No
NEtFOSE 1	11.00 (11.00)	d9-EtFOSE	748943	3373121	20.00	21.0590	105	No
NEtFOSA 1	11.00 (11.00)	d5-NEtFOSA	502374	1749206	20.00	19.9950	100	No
d9-EtFOSE 1	11.00 (11.00)	N_mefosa_d3	529017	748943	5.00	4.3160	86	No
d5-NEtFOSA 1	11.00 (11.00)	N_mefosa_d3	529017	502374	5.00	4.5110	90	No
d7-NMeFOSE 1	10.70 (10.70)	N_mefosa_d3	529017	593250	5.00	4.4000	88	No
13C_PFBA 1	2.49 (2.49)	N_mefosa_d3	529017	2161052	5.00	4.6290	93	No
13C_PFHXA 1	6.51 (6.51)	N_mefosa_d3	529017	3076328	5.00	4.5610	91	No
13C-PFOA 1	8.24 (8.23)	N_mefosa_d3	529017	2286807	5.00	4.3470	87	No
13C-PFNA 1	8.83 (8.83)	N_mefosa_d3	529017	2553199	5.00	4.3880	88	No
13C-PFOS 1	8.83 (8.83)	N_mefosa_d3	529017	1967020	5.00	4.4510	89	No
13C-PFDA 1	9.32 (9.33)	N_mefosa_d3	529017	2250818	5.00	4.4190	88	No
13C-PFUNA 1	9.74 (9.75)	N_mefosa_d3	529017	479593	5.00	4.4430	89	No
18O-PFHxS 1	7.59 (7.59)	N_mefosa_d3	529017	1038229	5.00	4.5470	91	No
13C-PFDoA 1	10.10 (10.10)	N_mefosa_d3	529017	33878	5.00	4.8680	97	No
PFTrDA 1	10.40 (10.40)	13c-pfdoda	34012	6687246	20.00	16.1200	81	No
6_2-FTS 1	8.19 (8.19)	13C2-6_2-FTS	51591	3339552	20.00	N/A	N/A	No
8_2-FTS 1	9.30 (9.31)	13C2-6_2-FTS	51591	2868879	20.00	15.8310	79	No
13C2-6_2-FTS 1	8.19 (8.19)	N_mefosa_d3	529017	51591	5.00	4.7180	94	No

IRC Summary

Analyte Peak Name	RT (Expected)	Area	Modified?	Calculated Ion Ratio (Expected Value)
Pfba 2	2.49 (2.49)	6360853	No	0.99
Pfpea 2	4.95 (4.95)	6276249	No	1.00
Pfbs 2	5.41 (5.42)	4424471	No	0.42
Pfhxa 2	6.51 (6.51)	877294	No	0.09
Pfhpa 2	7.51 (7.50)	4425034	No	0.39
Pfhxs 2	7.59 (7.59)	4083681	No	0.41
Pfoa 2	8.24 (8.25)	8002850	No	1.88
Pfna 2	8.83 (8.83)	2484962	No	0.30
Pfos 2	8.84 (8.84)	2148597	No	0.34
Pfda 2	9.32 (9.32)	1311761	No	0.19
Pfuna 2	9.75 (9.74)	1426559	No	0.31
Pfds 2	9.73 (9.73)	2294433	No	0.32
Pfdoa 2	10.10 (10.10)	1662851	No	0.31
Fosa 2	9.88 (9.88)	280840	No	0.03
Pfteda 2	10.70 (10.70)	682069	No	0.23
PFHpS 2	8.28 (8.27)	327005	No	0.40
NMeFOSE 2	10.70 (10.70)	26399	No	0.01
NMeFOSA 2	10.70 (10.70)	1196666	No	1.01
NEtFOSE 2	11.00 (11.00)	19608	No	0.01
NEtFOSA 2	11.00 (11.00)	1194915	No	0.68
PFTrDA 2	10.40 (10.40)	1480407	No	0.22
6_2-FTS 2	8.20 (8.19)	3878434	No	1.16
8_2-FTS 2	9.31 (9.31)	294374	No	0.10

Quantitative Peak Review **PFC 20ppb 15-OLC-02-45l**

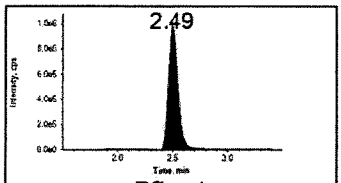

Pfba 1
213.000/169.000 Da
□ Baseline □ Missed
□ Wrong Peak

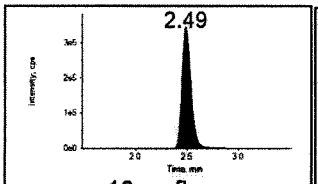

13c_pfba
217.000/172.000 Da
□ Baseline □ Missed
□ Wrong Peak

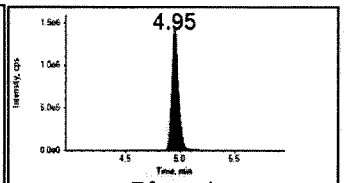

Pfpea 1
263.000/219.000 Da
□ Baseline □ Missed
□ Wrong Peak

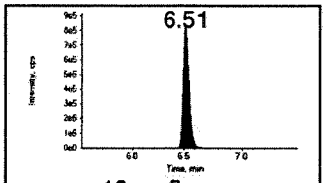

13c_pfhxa
315.000/270.000 Da
□ Baseline □ Missed
□ Wrong Peak

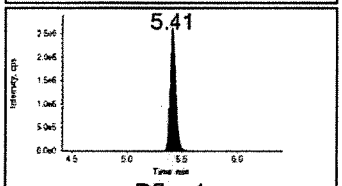

Pfbs 1
299.000/80.000 Da
□ Baseline □ Missed
□ Wrong Peak

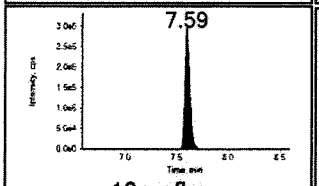

18o-pfhs
403.000/103.000 Da
□ Baseline □ Missed
□ Wrong Peak

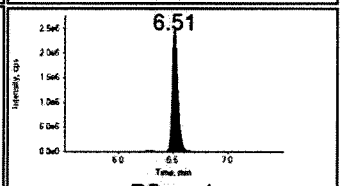

Pfhxa 1
313.000/269.000 Da
□ Baseline □ Missed
□ Wrong Peak

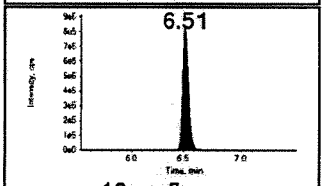

13c_pfhxa
315.000/270.000 Da
□ Baseline □ Missed
□ Wrong Peak

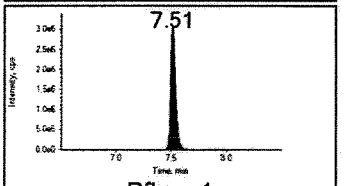

Pfhpa 1
363.000/319.000 Da
□ Baseline □ Missed
□ Wrong Peak

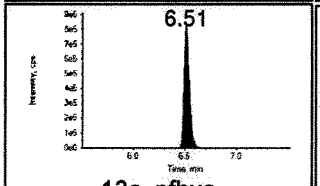

13c_pfhxa
315.000/270.000 Da
□ Baseline □ Missed
□ Wrong Peak

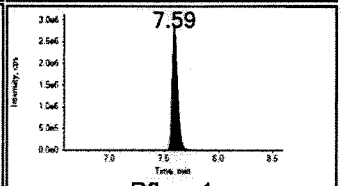

Pfhxs 1
399.000/80.000 Da
□ Baseline □ Missed
□ Wrong Peak

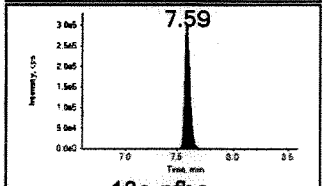

18o-pfhs
403.000/103.000 Da
□ Baseline □ Missed
□ Wrong Peak

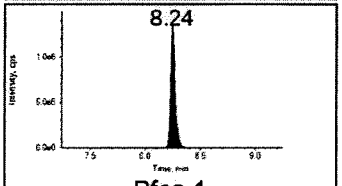

Pfoa 1
413.000/169.000 Da
□ Baseline □ Missed
□ Wrong Peak

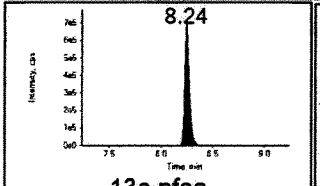

13c-pfoa
417.000/372.000 Da
□ Baseline □ Missed
□ Wrong Peak

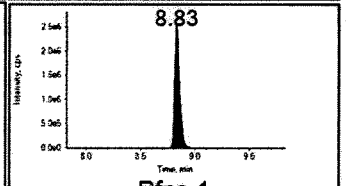

Pfna 1
463.000/419.000 Da
□ Baseline □ Missed
□ Wrong Peak

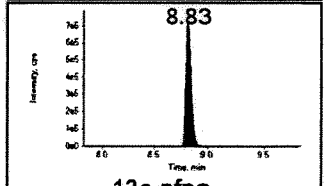

13c-pfna
468.000/423.000 Da
□ Baseline □ Missed
□ Wrong Peak

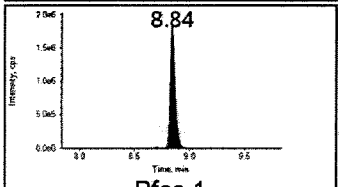

Pfos 1
499.000/80.000 Da
□ Baseline □ Missed
□ Wrong Peak

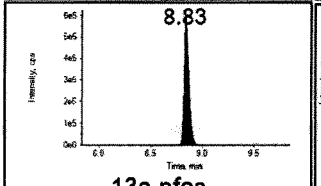

13c-pfos
503.000/80.000 Da
□ Baseline □ Missed
□ Wrong Peak

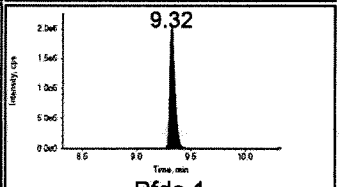

Pfda 1
513.000/469.000 Da
□ Baseline □ Missed
□ Wrong Peak

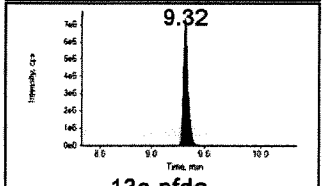

13c-pfda
515.000/470.000 Da
□ Baseline □ Missed
□ Wrong Peak

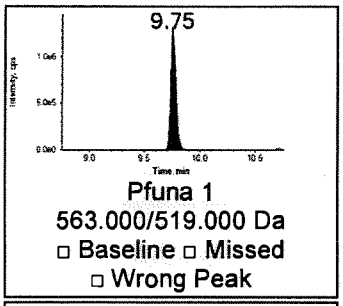

Pfuna 1
563.000/519.000 Da
□ Baseline □ Missed
□ Wrong Peak

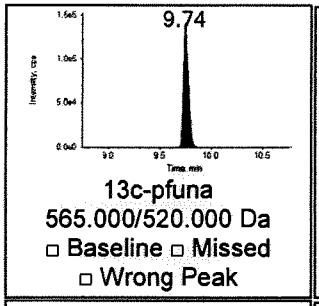

13c-pfuna
565.000/520.000 Da
□ Baseline □ Missed
□ Wrong Peak

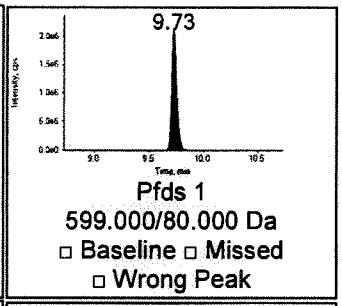

Pfds 1
599.000/80.000 Da
□ Baseline □ Missed
□ Wrong Peak

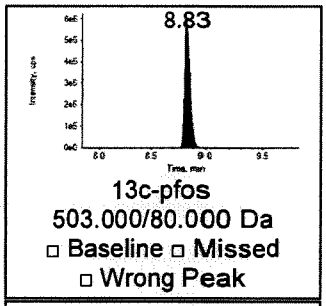

13c-pfos
503.000/80.000 Da
□ Baseline □ Missed
□ Wrong Peak

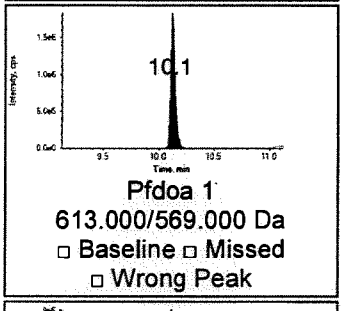

Pfdoa 1
613.000/569.000 Da
□ Baseline □ Missed
□ Wrong Peak

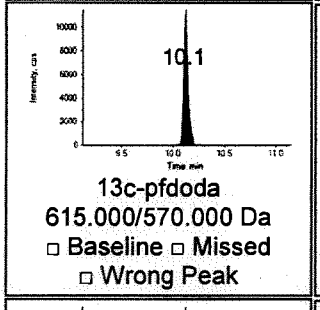

13c-pfdoda
615.000/570.000 Da
□ Baseline □ Missed
□ Wrong Peak

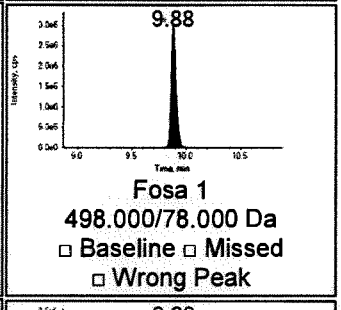

Fosa 1
498.000/78.000 Da
□ Baseline □ Missed
□ Wrong Peak

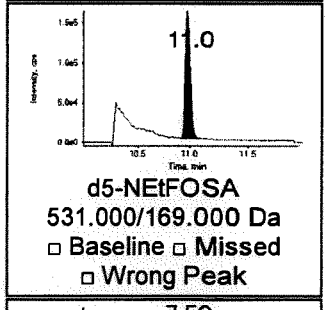

d5-NEtFOSA
531.000/169.000 Da
□ Baseline □ Missed
□ Wrong Peak

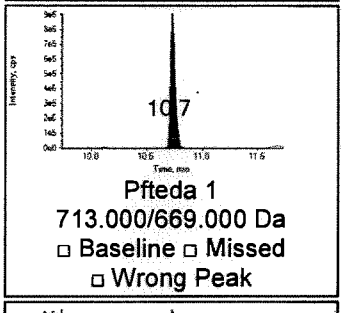

Pfteda 1
713.000/669.000 Da
□ Baseline □ Missed
□ Wrong Peak

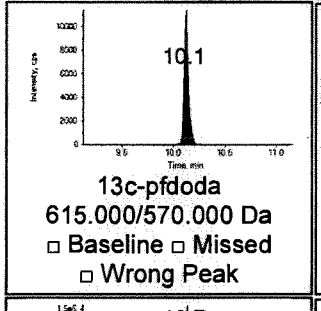

13c-pfdoda
615.000/570.000 Da
□ Baseline □ Missed
□ Wrong Peak

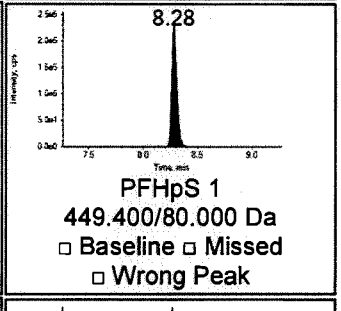

PFHpS 1
449.400/80.000 Da
□ Baseline □ Missed
□ Wrong Peak

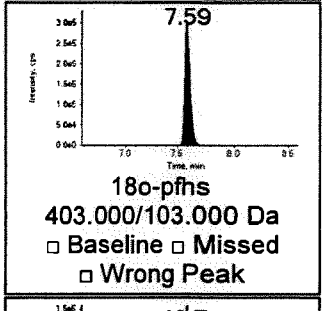

18o-pfhs
403.000/103.000 Da
□ Baseline □ Missed
□ Wrong Peak

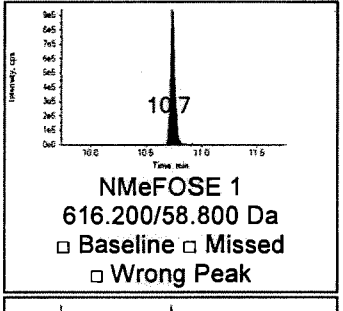

NMeFOSE 1
616.200/58.800 Da
□ Baseline □ Missed
□ Wrong Peak

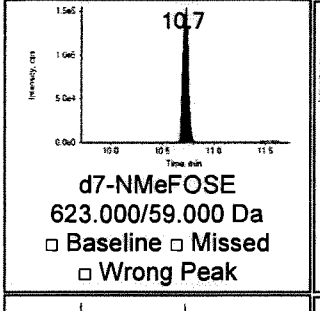

d7-NMeFOSE
623.000/59.000 Da
□ Baseline □ Missed
□ Wrong Peak

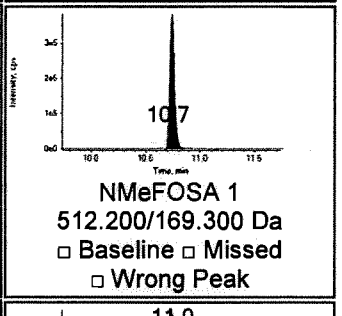

NMeFOSA 1
512.200/169.300 Da
□ Baseline □ Missed
□ Wrong Peak

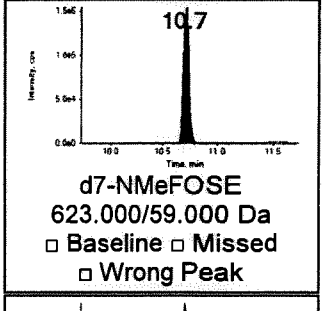

d7-NMeFOSE
623.000/59.000 Da
□ Baseline □ Missed
□ Wrong Peak

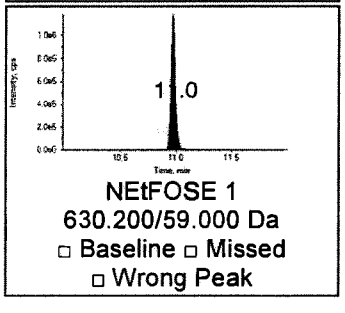

NEtFOSE 1
630.200/59.000 Da
□ Baseline □ Missed
□ Wrong Peak

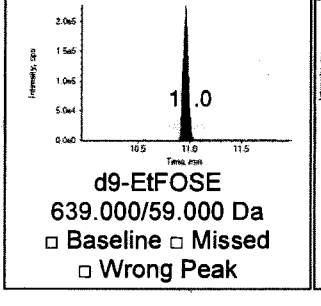

d9-EtFOSE
639.000/59.000 Da
□ Baseline □ Missed
□ Wrong Peak

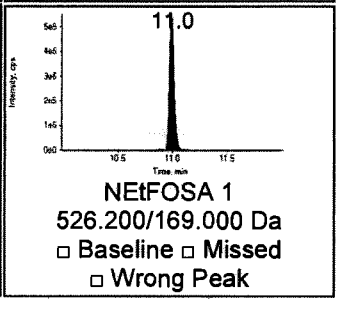

NEtFOSA 1
526.200/169.000 Da
□ Baseline □ Missed
□ Wrong Peak

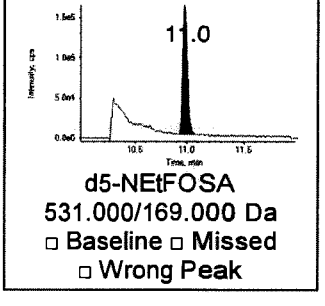

d5-NEtFOSA
531.000/169.000 Da
□ Baseline □ Missed
□ Wrong Peak

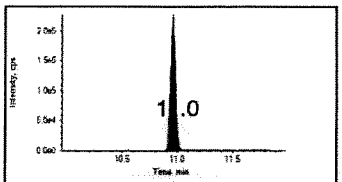

d9-EtFOSE 1
639.000/59.000 Da
□ Baseline □ Missed
□ Wrong Peak

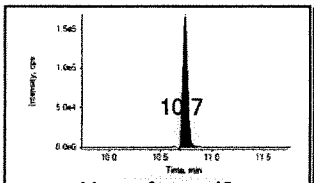

N_mefosa_d3
515.000/169.000 Da
□ Baseline □ Missed
□ Wrong Peak

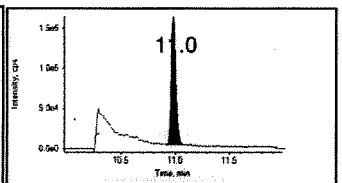

d5-NEtFOSA 1
531.000/169.000 Da
□ Baseline □ Missed
□ Wrong Peak

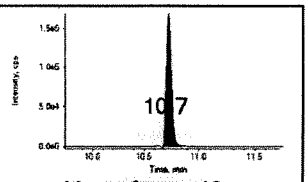

N_mefosa_d3
515.000/169.000 Da
□ Baseline □ Missed
□ Wrong Peak

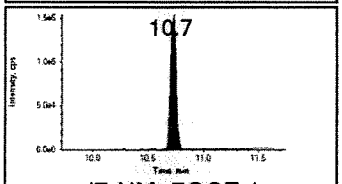

d7-NMeFOSE 1
623.000/59.000 Da
□ Baseline □ Missed
□ Wrong Peak

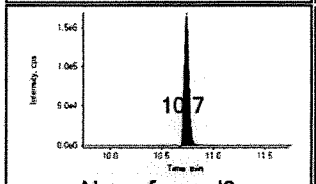

N_mefosa_d3
515.000/169.000 Da
□ Baseline □ Missed
□ Wrong Peak

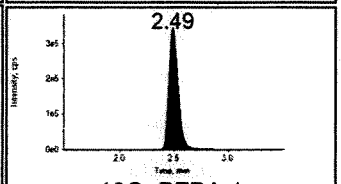

13C_PFBA 1
217.000/172.000 Da
□ Baseline □ Missed
□ Wrong Peak

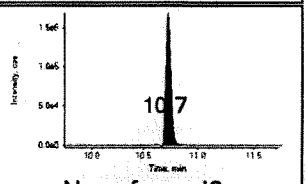

N_mefosa_d3
515.000/169.000 Da
□ Baseline □ Missed
□ Wrong Peak

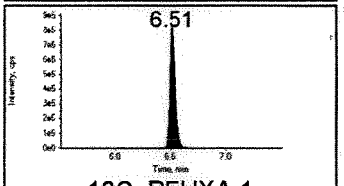

13C_PFHXA 1
315.000/270.000 Da
□ Baseline □ Missed
□ Wrong Peak

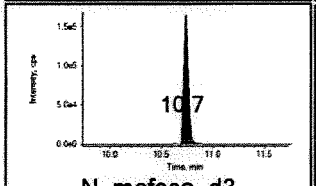

N_mefosa_d3
515.000/169.000 Da
□ Baseline □ Missed
□ Wrong Peak

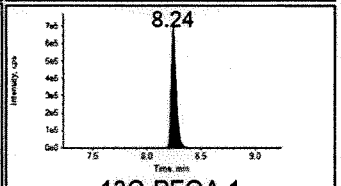

13C-PFOA 1
417.000/372.000 Da
□ Baseline □ Missed
□ Wrong Peak

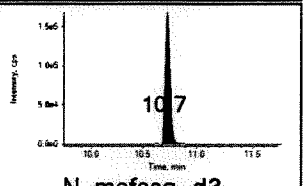

N_mefosa_d3
515.000/169.000 Da
□ Baseline □ Missed
□ Wrong Peak

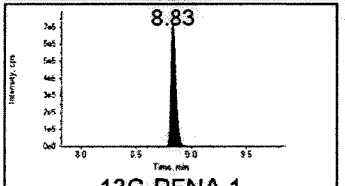

13C-PFNA 1
468.000/423.000 Da
□ Baseline □ Missed
□ Wrong Peak

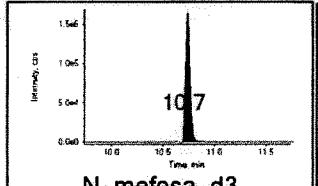

N_mefosa_d3
515.000/169.000 Da
□ Baseline □ Missed
□ Wrong Peak

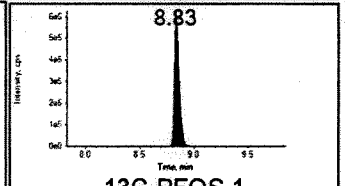

13C-PFOS 1
503.000/80.000 Da
□ Baseline □ Missed
□ Wrong Peak

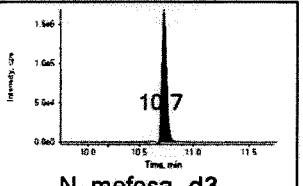

N_mefosa_d3
515.000/169.000 Da
□ Baseline □ Missed
□ Wrong Peak

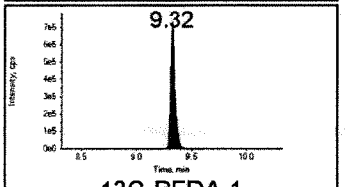

13C-PFDA 1
515.000/470.000 Da
□ Baseline □ Missed
□ Wrong Peak

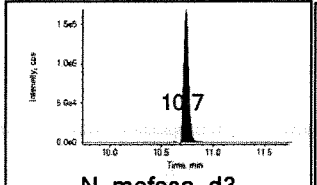

N_mefosa_d3
515.000/169.000 Da
□ Baseline □ Missed
□ Wrong Peak

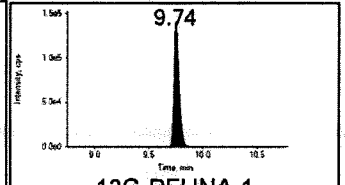

13C-PFUNA 1
565.000/520.000 Da
□ Baseline □ Missed
□ Wrong Peak

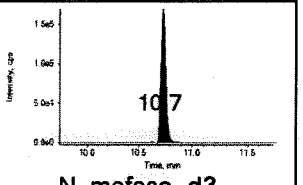

N_mefosa_d3
515.000/169.000 Da
□ Baseline □ Missed
□ Wrong Peak

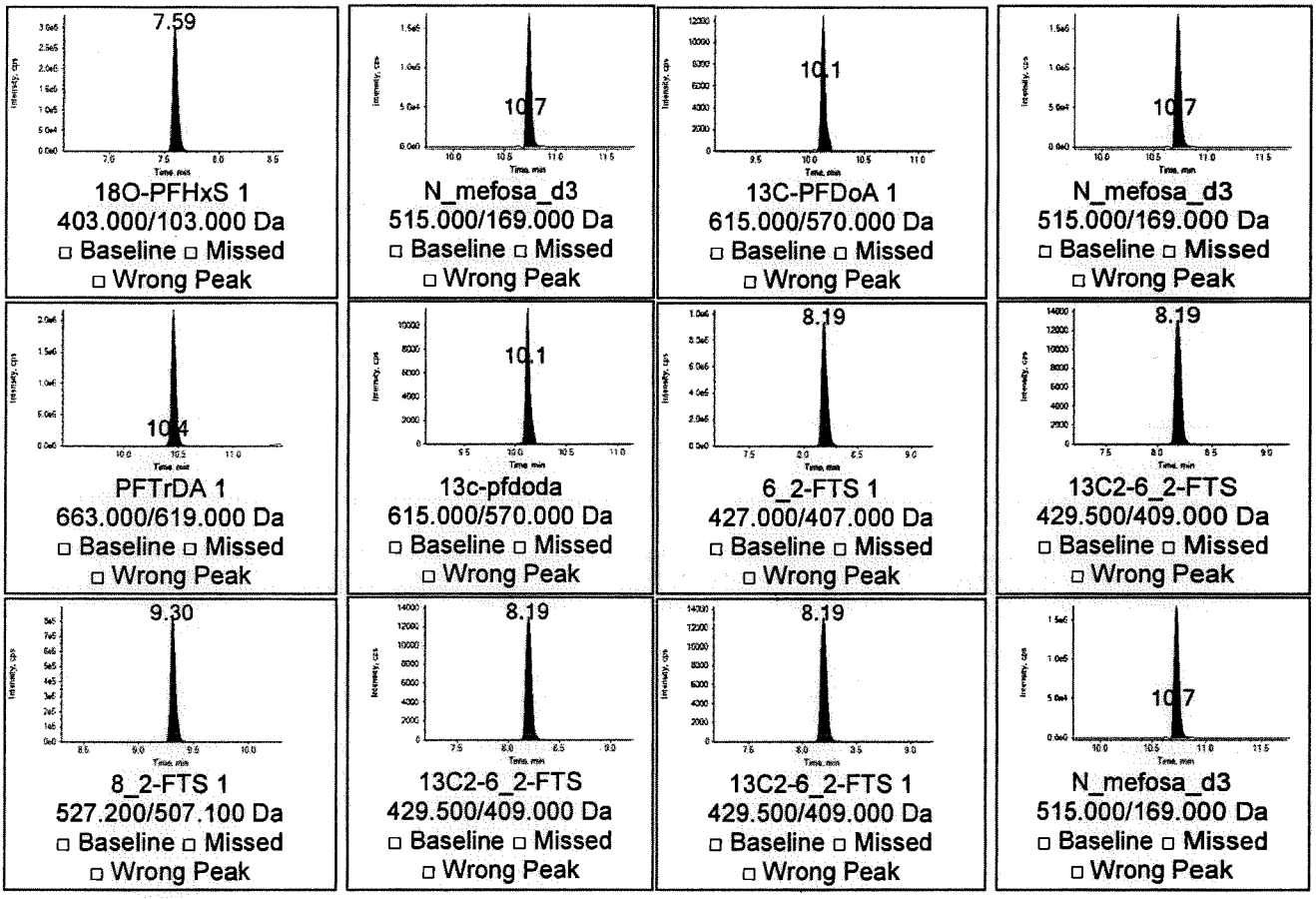

Ion Ratio Confirmation

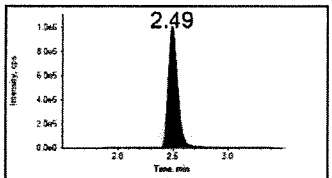

Pfba 2
Mod?
□ Baseline □ Missed
□ Wrong Peak

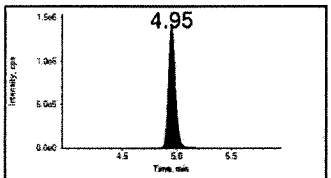

Pfpea 2
Mod?
□ Baseline □ Missed
□ Wrong Peak

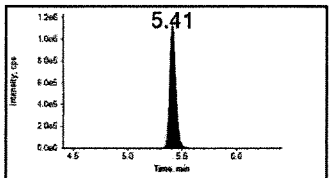

Pfbs 2
Mod?
□ Baseline □ Missed
□ Wrong Peak

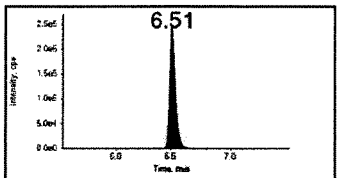

Pfhxa 2
Mod?
□ Baseline □ Missed
□ Wrong Peak

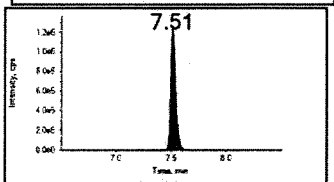

Pfhpa 2
Mod?
□ Baseline □ Missed
□ Wrong Peak

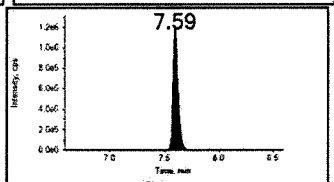

Pfhxs 2
Mod?
□ Baseline □ Missed
□ Wrong Peak

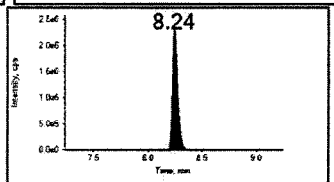

Pfoa 2
Mod?
□ Baseline □ Missed
□ Wrong Peak

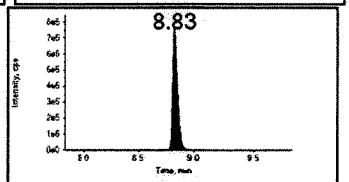

Pfna 2
Mod?
□ Baseline □ Missed
□ Wrong Peak

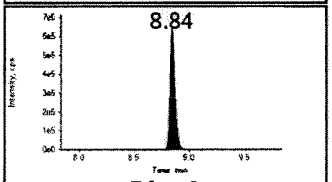

Pfos 2
Mod?
□ Baseline □ Missed
□ Wrong Peak

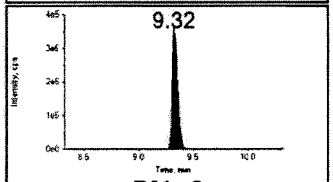

Pfda 2
Mod?
□ Baseline □ Missed
□ Wrong Peak

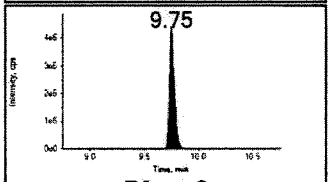

Pfuna 2
Mod?
□ Baseline □ Missed
□ Wrong Peak

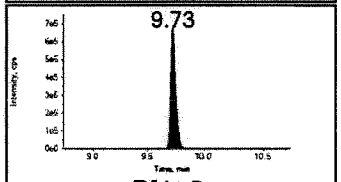

Pfds 2
Mod?
□ Baseline □ Missed
□ Wrong Peak

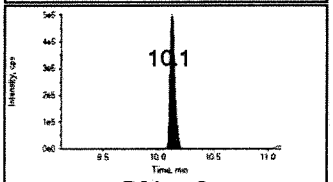

Pfdoa 2
Mod?
□ Baseline □ Missed
□ Wrong Peak

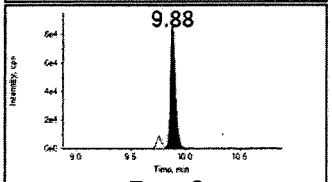

Fosa 2
Mod?
□ Baseline □ Missed
□ Wrong Peak

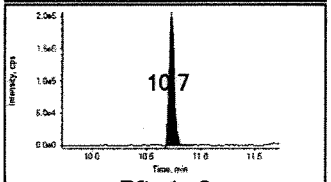

Pfteda 2
Mod?
□ Baseline □ Missed
□ Wrong Peak

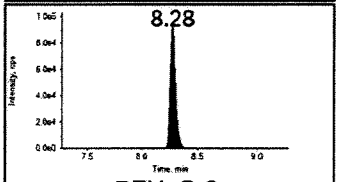

PFHpS 2
Mod?
□ Baseline □ Missed
□ Wrong Peak

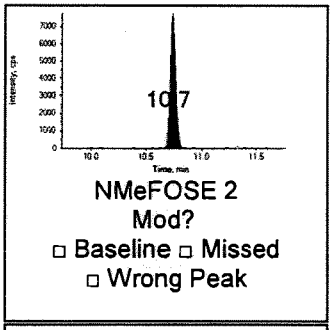

NMeFOSE 2
Mod?
□ Baseline □ Missed
□ Wrong Peak

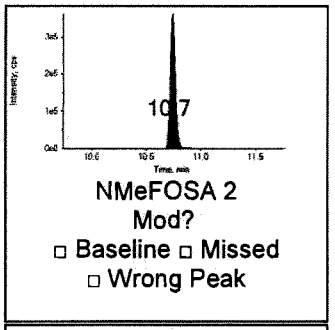

NMeFOSA 2
Mod?
□ Baseline □ Missed
□ Wrong Peak

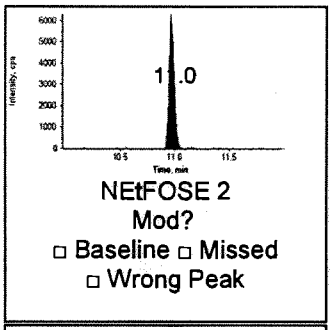

NEtFOSE 2
Mod?
□ Baseline □ Missed
□ Wrong Peak

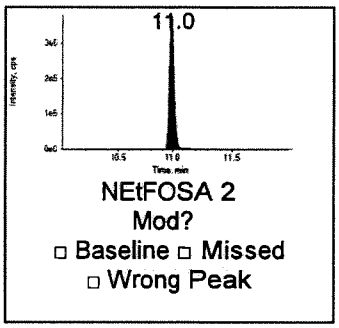

NEtFOSA 2
Mod?
□ Baseline □ Missed
□ Wrong Peak

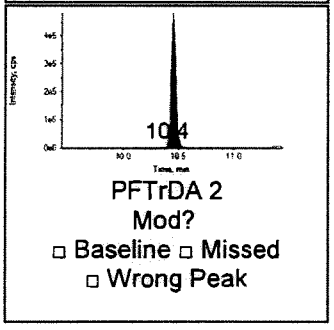

PFTrDA 2
Mod?
□ Baseline □ Missed
□ Wrong Peak

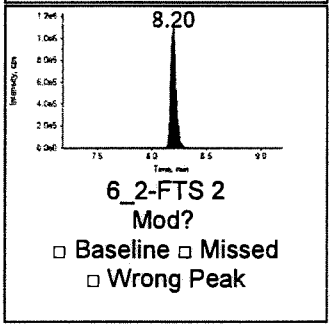

6_2-FTS 2
Mod?
□ Baseline □ Missed
□ Wrong Peak

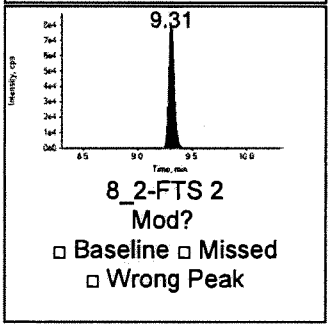

8_2-FTS 2
Mod?
□ Baseline □ Missed
□ Wrong Peak

Project	Ewan's Projects\PFCs	**Result Table**	051116.rdb
Data File	051116\1017.wiff	**Algorithm Used**	MQL
Acquisition Method	PFC_090315 schedule mrm.dam	**Instrument Name**	LCMS02

Sample Name	PFC 50ppb	**Injection Vial**	20010
Acquisition Date	5/11/2016 3:01:52 PM	**Injection Volume**	10
Acquisition Method	PFC_090315 schedule mrm.dam	**Sample Type**	Standard
Sample ID	15-OLC-02-45J	**Dilution Factor**	1.00

Results Summary

Analyte Name	Analyte RT (Expected)	IS Name	IS Area	Analyte Area	Exp Conc (ng/mL)	Calc. Conc (ng/mL)	Accuracy (%)	Mod?
Pfba 1	2.50 (2.50)	13c_pfba	2175894	17464561	50.00	46.9770	94	No
Pfpea 1	4.96 (4.96)	13c_pfhxa	3038588	16434339	50.00	47.4690	95	No
Pfbs 1	5.42 (5.42)	18o-pfhs	1029156	24817700	50.00	41.7740	84	No
Pfhxa 1	6.52 (6.53)	13c_pfhxa	3038588	22023523	50.00	41.2860	83	No
Pfhpa 1	7.52 (7.52)	13c_pfhxa	3038588	24633554	50.00	37.2400	75	No
Pfhxs 1	7.60 (7.60)	18o-pfhs	1029156	23498629	50.00	40.5230	81	No
Pfoa 1	8.25 (8.25)	13c-pfoa	2243259	11237594	50.00	46.7310	94	No
Pfna 1	8.84 (8.84)	13c-pfna	2367644	19126369	50.00	42.2800	85	No
Pfos 1	8.85 (8.85)	13c-pfos	1951287	15794720	50.00	43.5080	87	No
Pfda 1	9.33 (9.33)	13c-pfda	2252472	16649225	50.00	41.1220	82	No
Pfuna 1	9.75 (9.76)	13c-pfuna	399682	9360434	50.00	43.9580	88	No
Pfds 1	9.74 (9.75)	13c-pfos	1951287	18012829	50.00	43.6750	87	No
Pfdoa 1	10.10 (10.10)	13c-pfdoda	30165	13249654	50.00	45.9080	92	No
Fosa 1	9.89 (9.88)	d5-NEtFOSA	519908	20941455	50.00	36.8250	74	No
Pfteda 1	10.70 (10.70)	13c-pfdoda	30165	7827930	50.00	40.1340	80	No
PFHpS 1	8.29 (8.28)	18o-pfhs	1029156	1833595	50.00	46.5630	93	No
NMeFOSE 1	10.70 (10.70)	d7-NMeFOSE	537262	5772149	50.00	48.1810	96	No

JUN 0 3 2016

Analyte Name	Analyte RT (Expected)	IS Name	IS Area	Analyte Area	Exp Conc (ng/mL)	Calc. Conc (ng/mL)	Accuracy (%)	Mod?
NMeFOSA 1	10.70 (10.70)	d7-NMeFOSE	537262	2702110	50.00	51.8950	104	No
NEtFOSE 1	11.00 (11.00)	d9-EtFOSE	917050	6589414	50.00	33.5970	67	No
NEtFOSA 1	11.00 (11.00)	d5-NEtFOSA	519908	4115025	50.00	45.4520	91	No
d9-EtFOSE 1	11.00 (11.00)	N_mefosa_d3	472261	917050	5.00	5.9190	118	No
d5-NEtFOSA 1	11.00 (11.00)	N_mefosa_d3	472261	519908	5.00	5.2290	105	No
d7-NMeFOSE 1	10.70 (10.70)	N_mefosa_d3	472261	537262	5.00	4.4640	89	No
13C_PFBA 1	2.50 (2.49)	N_mefosa_d3	472261	2175894	5.00	5.2210	104	No
13C_PFHXA 1	6.52 (6.51)	N_mefosa_d3	472261	3038588	5.00	5.0460	101	No
13C-PFOA 1	8.25 (8.24)	N_mefosa_d3	472261	2243259	5.00	4.7760	96	No
13C-PFNA 1	8.84 (8.83)	N_mefosa_d3	472261	2367644	5.00	4.5580	91	No
13C-PFOS 1	8.85 (8.84)	N_mefosa_d3	472261	1951287	5.00	4.9460	99	No
13C-PFDA 1	9.33 (9.33)	N_mefosa_d3	472261	2252472	5.00	4.9540	99	No
13C-PFUNA 1	9.76 (9.75)	N_mefosa_d3	472261	399682	5.00	4.1470	83	No
18O-PFHxS 1	7.60 (7.59)	N_mefosa_d3	472261	1029156	5.00	5.0490	101	No
13C-PFDoA 1	10.10 (10.10)	N_mefosa_d3	472261	30180	5.00	4.8580	97	No
PFTrDA 1	10.40 (10.40)	13c-pfdoda	30165	14596654	50.00	39.6730	79	No
6_2-FTS 1	8.20 (8.20)	13C2-6_2-FTS	52126	6099621	50.00	N/A	N/A	No
8_2-FTS 1	9.31 (9.32)	13C2-6_2-FTS	52126	5947392	50.00	32.4810	65	No
13C2-6_2-FTS 1	8.21 (8.19)	N_mefosa_d3	472261	52126	5.00	5.3400	107	No

IRC Summary

Analyte Peak Name	RT (Expected)	Area	Modified?	Calculated Ion Ratio (Expected Value)
Pfba 2	2.50 (2.50)	17552925	No	1.01
Pfpea 2	4.95 (4.96)	16187739	No	0.98
Pfbs 2	5.42 (5.42)	11549850	No	0.47
Pfhxa 2	6.52 (6.53)	2381089	No	0.11
Pfhpa 2	7.52 (7.52)	11784649	No	0.48
Pfhxs 2	7.60 (7.60)	10664792	No	0.45
Pfoa 2	8.25 (8.25)	18184480	No	1.62
Pfna 2	8.84 (8.84)	6204783	No	0.32
Pfos 2	8.85 (8.85)	5524466	No	0.35
Pfda 2	9.33 (9.33)	3730238	No	0.22
Pfuna 2	9.76 (9.76)	3465740	No	0.37
Pfds 2	9.73 (9.75)	6065018	No	0.34
Pfdoa 2	10.10 (10.10)	4292821	No	0.32
Fosa 2	9.89 (9.88)	700104	No	0.03
Pfteda 2	10.70 (10.70)	2011467	No	0.26
PFHpS 2	8.28 (8.28)	774307	No	0.42
NMeFOSE 2	10.70 (10.70)	60726	No	0.01
NMeFOSA 2	10.70 (10.70)	2761361	No	1.02
NEtFOSE 2	11.00 (11.00)	46156	No	0.01
NEtFOSA 2	11.00 (11.00)	2853391	No	0.69
PFTrDA 2	10.40 (10.40)	4093484	No	0.28
6_2-FTS 2	8.20 (8.21)	8088407	No	1.33
8_2-FTS 2	9.31 (9.33)	616996	No	0.10

Quantitative Peak Review **PFC 50ppb 15-OLC-02-45J**

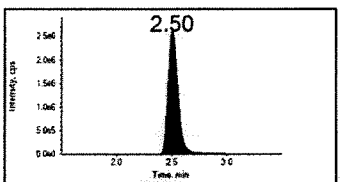

Pfba 1
213.000/169.000 Da
□ Baseline □ Missed
□ Wrong Peak

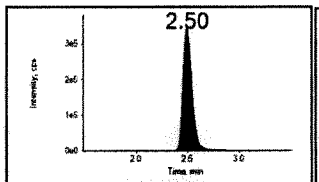

13c_pfba
217.000/172.000 Da
□ Baseline □ Missed
□ Wrong Peak

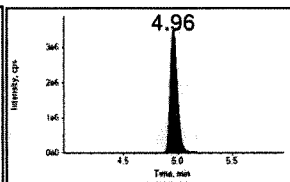

Pfpea 1
263.000/219.000 Da
□ Baseline □ Missed
□ Wrong Peak

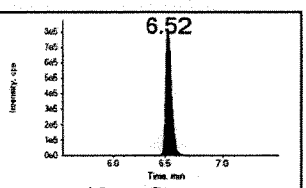

13c_pfhxa
315.000/270.000 Da
□ Baseline □ Missed
□ Wrong Peak

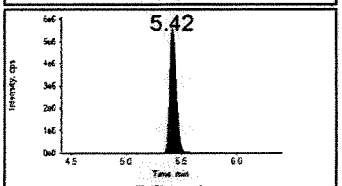

Pfbs 1
299.000/80.000 Da
□ Baseline □ Missed
□ Wrong Peak

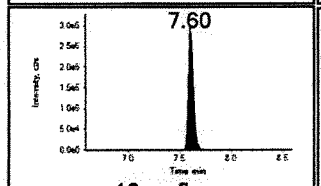

18o-pfhs
403.000/103.000 Da
□ Baseline □ Missed
□ Wrong Peak

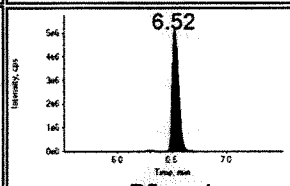

Pfhxa 1
313.000/269.000 Da
□ Baseline □ Missed
□ Wrong Peak

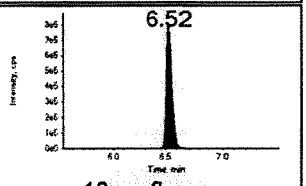

13c_pfhxa
315.000/270.000 Da
□ Baseline □ Missed
□ Wrong Peak

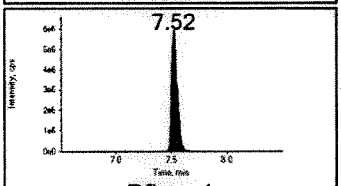

Pfhpa 1
363.000/319.000 Da
□ Baseline □ Missed
□ Wrong Peak

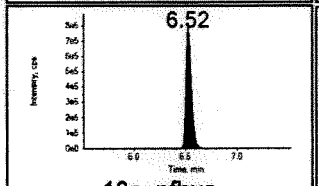

13c_pfhxa
315.000/270.000 Da
□ Baseline □ Missed
□ Wrong Peak

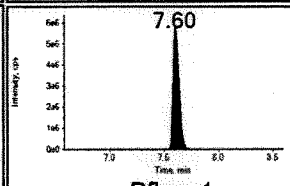

Pfhxs 1
399.000/80.000 Da
□ Baseline □ Missed
□ Wrong Peak

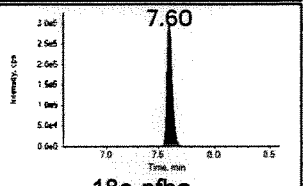

18o-pfhs
403.000/103.000 Da
□ Baseline □ Missed
□ Wrong Peak

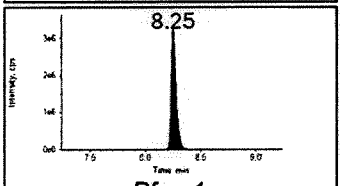

Pfoa 1
413.000/169.000 Da
□ Baseline □ Missed
□ Wrong Peak

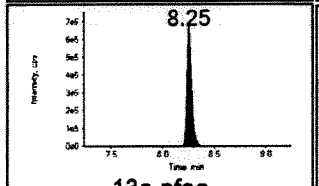

13c-pfoa
417.000/372.000 Da
□ Baseline □ Missed
□ Wrong Peak

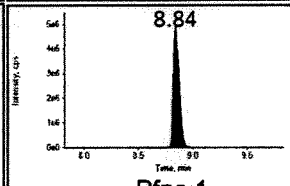

Pfna 1
463.000/419.000 Da
□ Baseline □ Missed
□ Wrong Peak

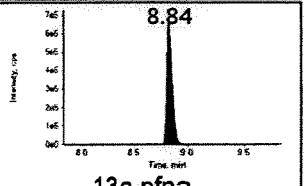

13c-pfna
468.000/423.000 Da
□ Baseline □ Missed
□ Wrong Peak

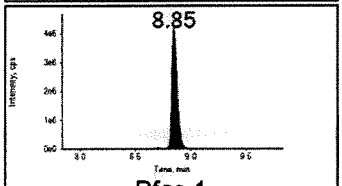

Pfos 1
499.000/80.000 Da
□ Baseline □ Missed
□ Wrong Peak

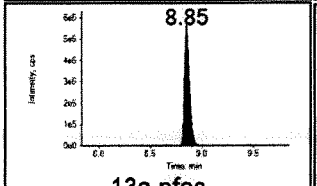

13c-pfos
503.000/80.000 Da
□ Baseline □ Missed
□ Wrong Peak

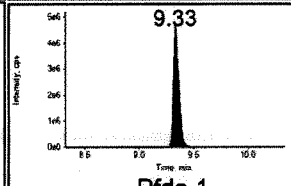

Pfda 1
513.000/469.000 Da
□ Baseline □ Missed
□ Wrong Peak

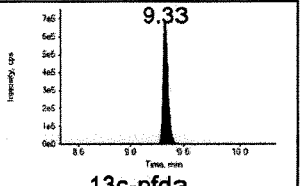

13c-pfda
515.000/470.000 Da
□ Baseline □ Missed
□ Wrong Peak

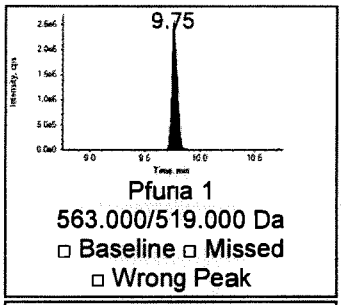

Pfuna 1
563.000/519.000 Da
□ Baseline □ Missed
□ Wrong Peak

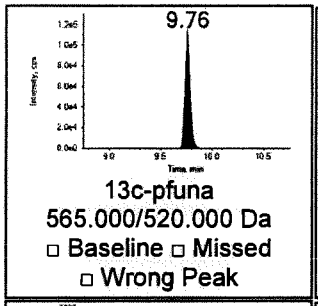

13c-pfuna
565.000/520.000 Da
□ Baseline □ Missed
□ Wrong Peak

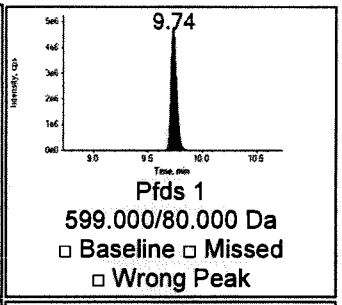

Pfds 1
599.000/80.000 Da
□ Baseline □ Missed
□ Wrong Peak

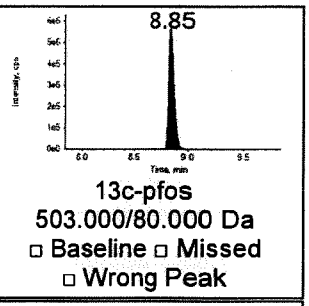

13c-pfos
503.000/80.000 Da
□ Baseline □ Missed
□ Wrong Peak

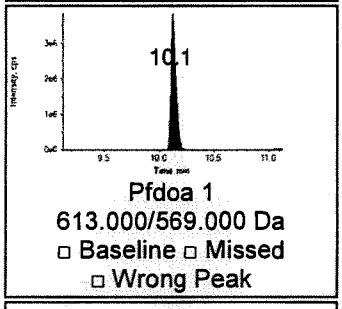

Pfdoa 1
613.000/569.000 Da
□ Baseline □ Missed
□ Wrong Peak

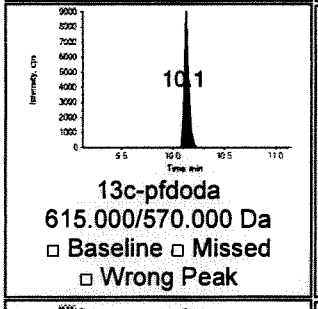

13c-pfdoda
615.000/570.000 Da
□ Baseline □ Missed
□ Wrong Peak

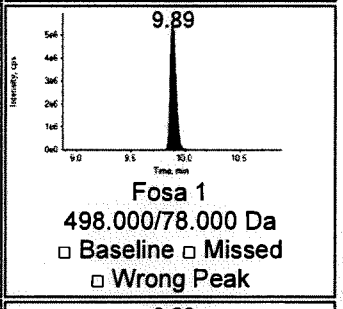

Fosa 1
498.000/78.000 Da
□ Baseline □ Missed
□ Wrong Peak

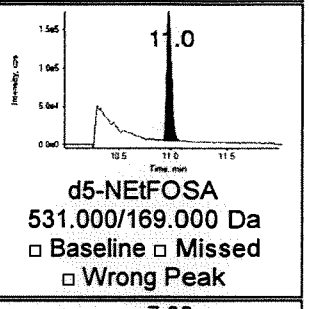

d5-NEtFOSA
531.000/169.000 Da
□ Baseline □ Missed
□ Wrong Peak

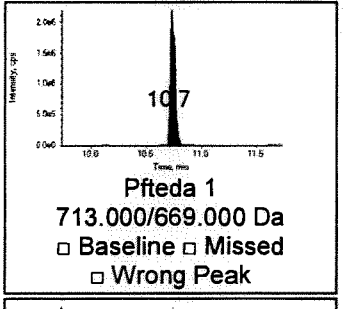

Pfteda 1
713.000/669.000 Da
□ Baseline □ Missed
□ Wrong Peak

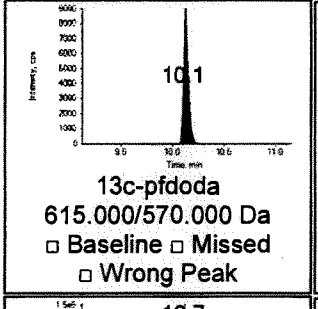

13c-pfdoda
615.000/570.000 Da
□ Baseline □ Missed
□ Wrong Peak

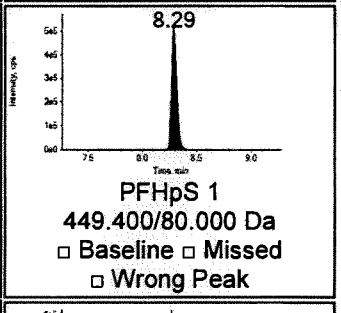

PFHpS 1
449.400/80.000 Da
□ Baseline □ Missed
□ Wrong Peak

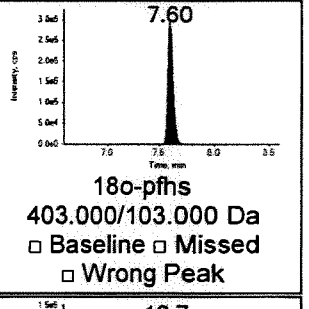

18o-pfhs
403.000/103.000 Da
□ Baseline □ Missed
□ Wrong Peak

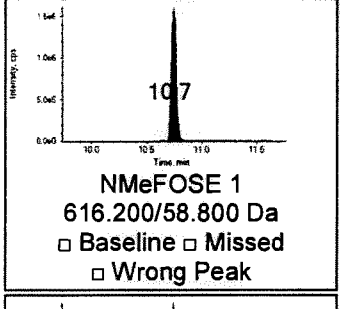

NMeFOSE 1
616.200/58.800 Da
□ Baseline □ Missed
□ Wrong Peak

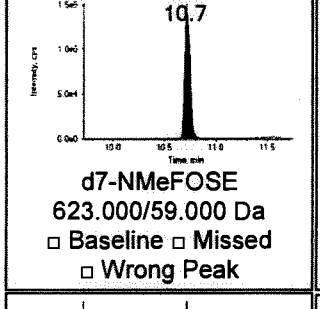

d7-NMeFOSE
623.000/59.000 Da
□ Baseline □ Missed
□ Wrong Peak

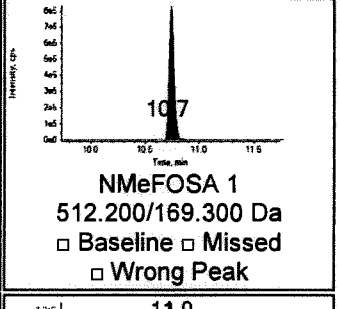

NMeFOSA 1
512.200/169.300 Da
□ Baseline □ Missed
□ Wrong Peak

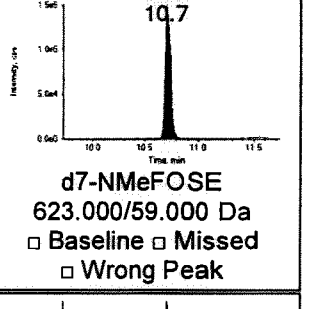

d7-NMeFOSE
623.000/59.000 Da
□ Baseline □ Missed
□ Wrong Peak

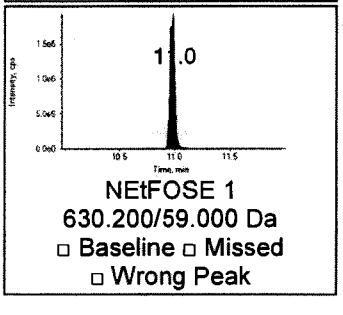

NEtFOSE 1
630.200/59.000 Da
□ Baseline □ Missed
□ Wrong Peak

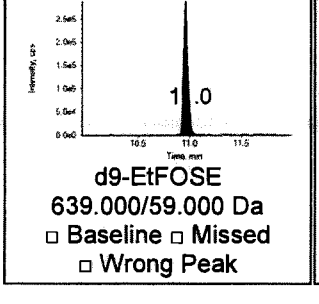

d9-EtFOSE
639.000/59.000 Da
□ Baseline □ Missed
□ Wrong Peak

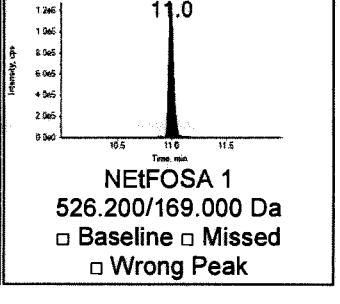

NEtFOSA 1
526.200/169.000 Da
□ Baseline □ Missed
□ Wrong Peak

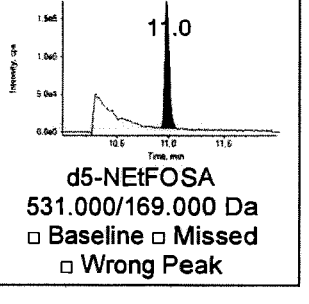

d5-NEtFOSA
531.000/169.000 Da
□ Baseline □ Missed
□ Wrong Peak

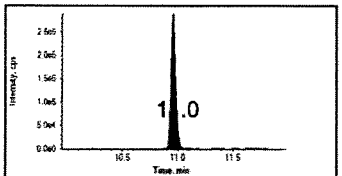

d9-EtFOSE 1
639.000/59.000 Da
□ Baseline □ Missed
□ Wrong Peak

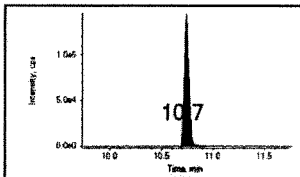

N_mefosa_d3
515.000/169.000 Da
□ Baseline □ Missed
□ Wrong Peak

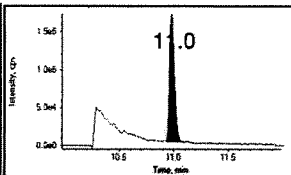

d5-NEtFOSA 1
531.000/169.000 Da
□ Baseline □ Missed
□ Wrong Peak

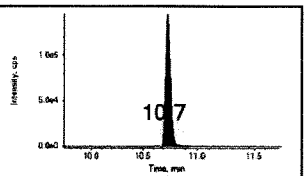

N_mefosa_d3
515.000/169.000 Da
□ Baseline □ Missed
□ Wrong Peak

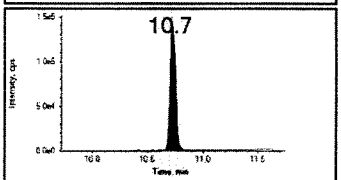

d7-NMeFOSE 1
623.000/59.000 Da
□ Baseline □ Missed
□ Wrong Peak

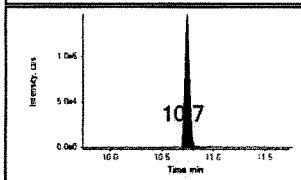

N_mefosa_d3
515.000/169.000 Da
□ Baseline □ Missed
□ Wrong Peak

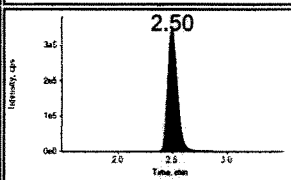

13C_PFBA 1
217.000/172.000 Da
□ Baseline □ Missed
□ Wrong Peak

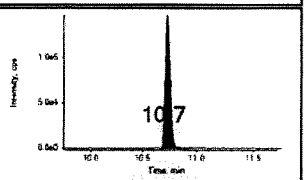

N_mefosa_d3
515.000/169.000 Da
□ Baseline □ Missed
□ Wrong Peak

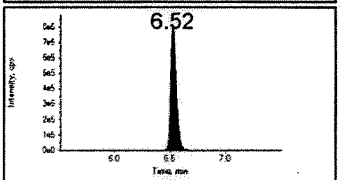

13C_PFHXA 1
315.000/270.000 Da
□ Baseline □ Missed
□ Wrong Peak

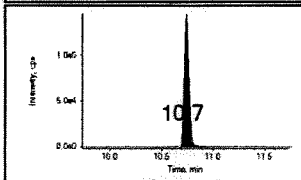

N_mefosa_d3
515.000/169.000 Da
□ Baseline □ Missed
□ Wrong Peak

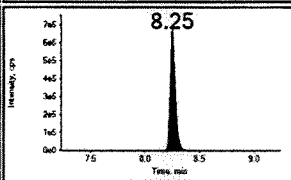

13C-PFOA 1
417.000/372.000 Da
□ Baseline □ Missed
□ Wrong Peak

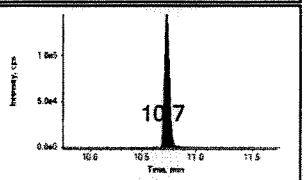

N_mefosa_d3
515.000/169.000 Da
□ Baseline □ Missed
□ Wrong Peak

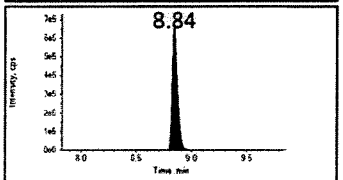

13C-PFNA 1
468.000/423.000 Da
□ Baseline □ Missed
□ Wrong Peak

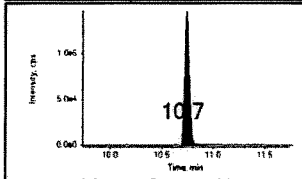

N_mefosa_d3
515.000/169.000 Da
□ Baseline □ Missed
□ Wrong Peak

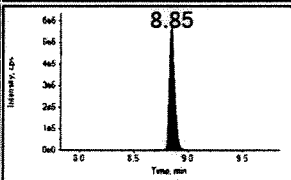

13C-PFOS 1
503.000/80.000 Da
□ Baseline □ Missed
□ Wrong Peak

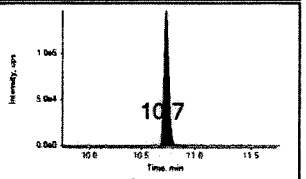

N_mefosa_d3
515.000/169.000 Da
□ Baseline □ Missed
□ Wrong Peak

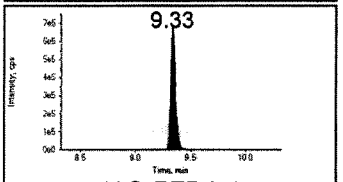

13C-PFDA 1
515.000/470.000 Da
□ Baseline □ Missed
□ Wrong Peak

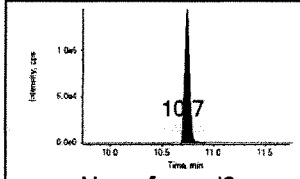

N_mefosa_d3
515.000/169.000 Da
□ Baseline □ Missed
□ Wrong Peak

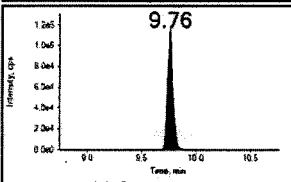

13C-PFUNA 1
565.000/520.000 Da
□ Baseline □ Missed
□ Wrong Peak

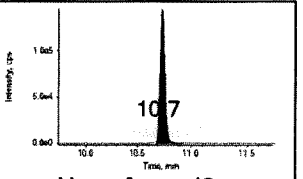

N_mefosa_d3
515.000/169.000 Da
□ Baseline □ Missed
□ Wrong Peak

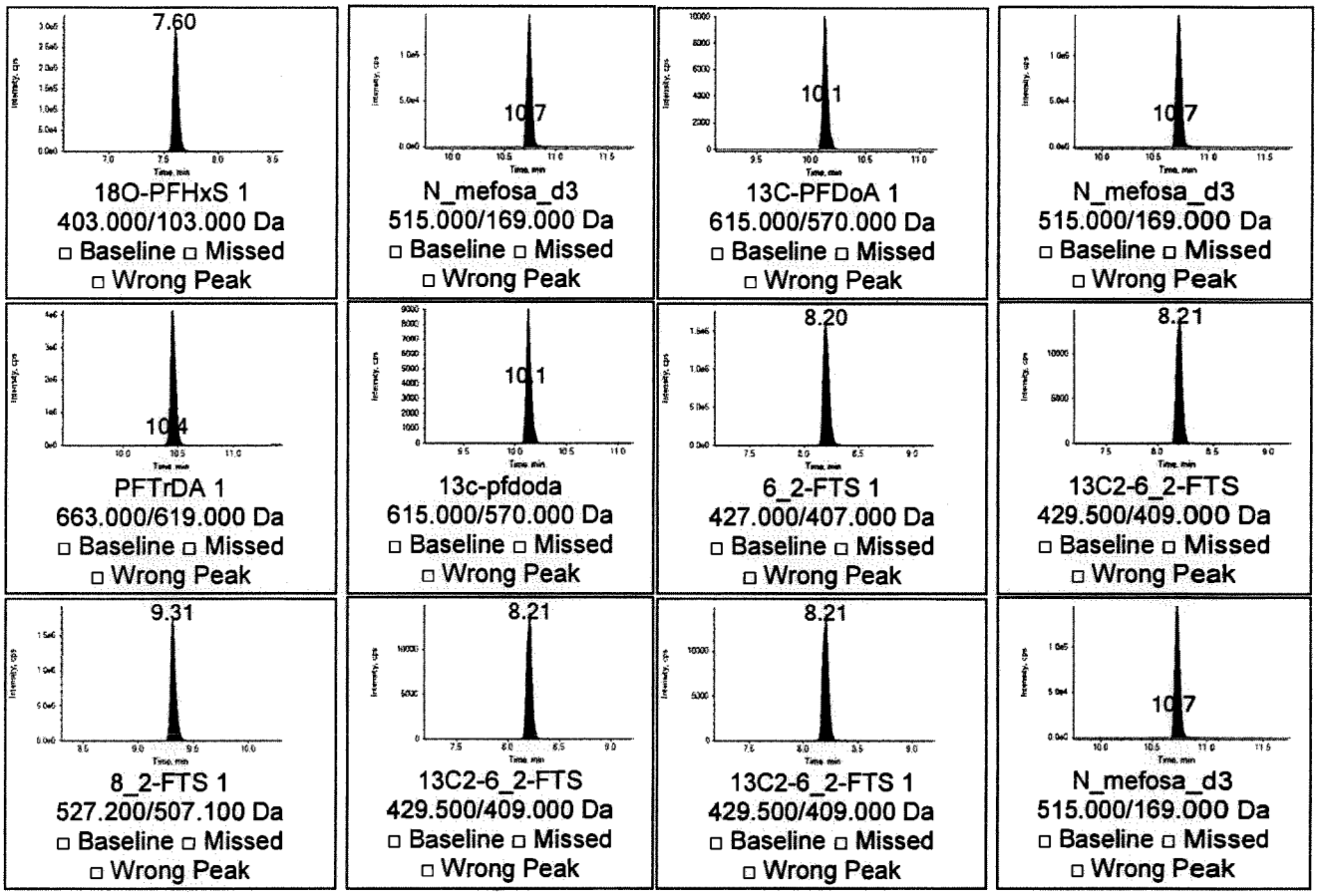

Ion Ratio Confirmation

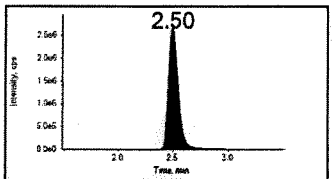

Pfba 2
Mod?
□ Baseline □ Missed
□ Wrong Peak

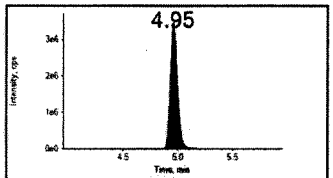

Pfpea 2
Mod?
□ Baseline □ Missed
□ Wrong Peak

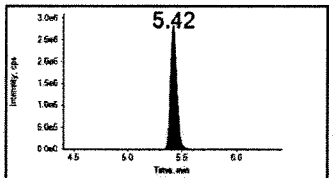

Pfbs 2
Mod?
□ Baseline □ Missed
□ Wrong Peak

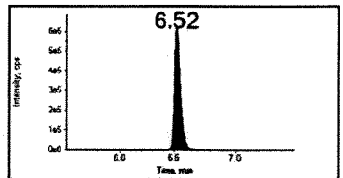

Pfhxa 2
Mod?
□ Baseline □ Missed
□ Wrong Peak

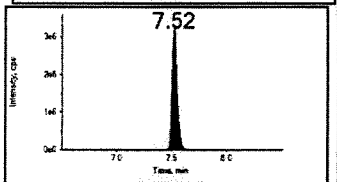

Pfhpa 2
Mod?
□ Baseline □ Missed
□ Wrong Peak

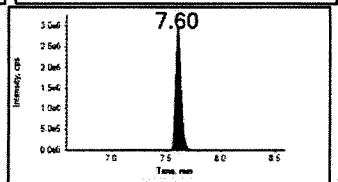

Pfhxs 2
Mod?
□ Baseline □ Missed
□ Wrong Peak

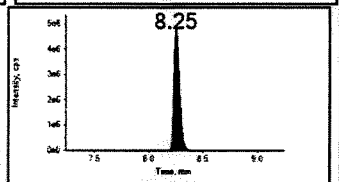

Pfoa 2
Mod?
□ Baseline □ Missed
□ Wrong Peak

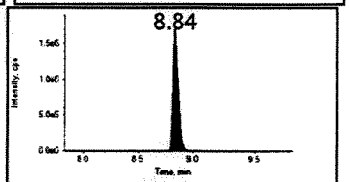

Pfna 2
Mod?
□ Baseline □ Missed
□ Wrong Peak

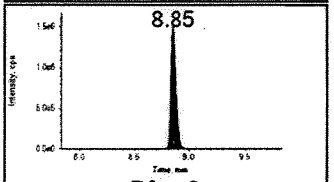

Pfos 2
Mod?
□ Baseline □ Missed
□ Wrong Peak

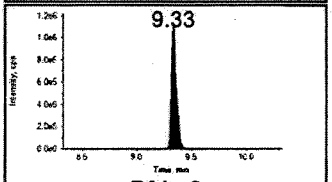

Pfda 2
Mod?
□ Baseline □ Missed
□ Wrong Peak

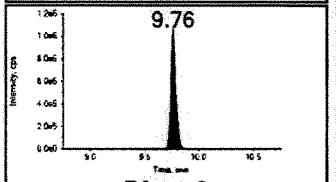

Pfuna 2
Mod?
□ Baseline □ Missed
□ Wrong Peak

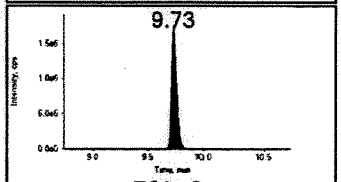

Pfds 2
Mod?
□ Baseline □ Missed
□ Wrong Peak

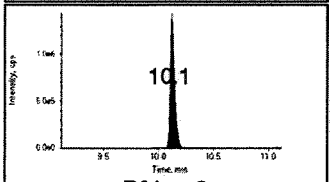

Pfdoa 2
Mod?
□ Baseline □ Missed
□ Wrong Peak

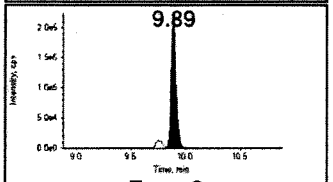

Fosa 2
Mod?
□ Baseline □ Missed
□ Wrong Peak

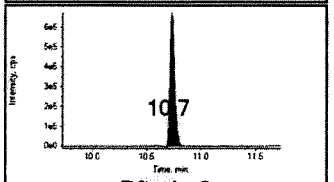

Pfteda 2
Mod?
□ Baseline □ Missed
□ Wrong Peak

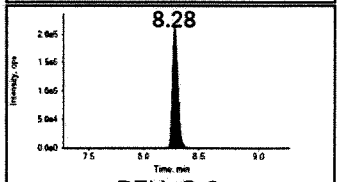

PFHpS 2
Mod?
□ Baseline □ Missed
□ Wrong Peak

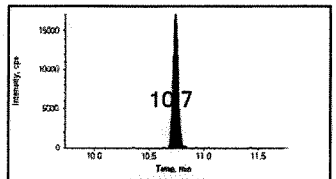

NMeFOSE 2
Mod?
□ Baseline □ Missed
□ Wrong Peak

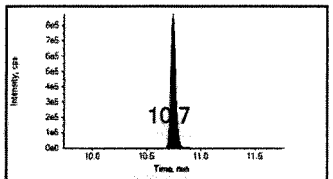

NMeFOSA 2
Mod?
□ Baseline □ Missed
□ Wrong Peak

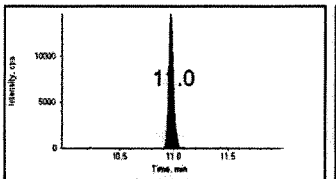

NEtFOSE 2
Mod?
□ Baseline □ Missed
□ Wrong Peak

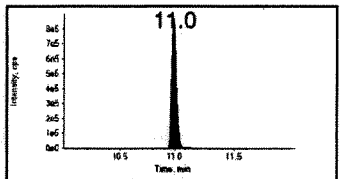

NEtFOSA 2
Mod?
□ Baseline □ Missed
□ Wrong Peak

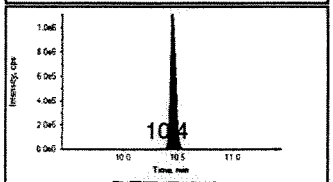

PFTrDA 2
Mod?
□ Baseline □ Missed
□ Wrong Peak

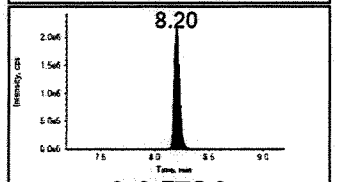

6_2-FTS 2
Mod?
□ Baseline □ Missed
□ Wrong Peak

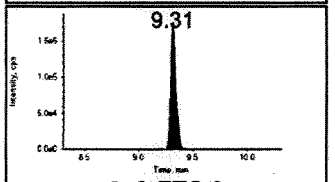

8_2-FTS 2
Mod?
□ Baseline □ Missed
□ Wrong Peak

Project	Ewan's Projects\PFCs
Data File	051116\1018.wiff
Result Table	051116.rdb
Instrument Name	LCMS02

Sample Name	IB	**Injection Volume**	10
Acquisition Date	5/11/2016 3:19:39 PM	**Sample Type**	Unknown
Acquisition Method	PFC_090315 schedule mrm.dam	**Dilution Factor**	1.00
Injection Vial	1	**Weight to Volume**	0.00

Results Summary

Analyte Name	IS Name	IS Area	Analyte RT (Exp RT)	Analyte Area	Calc. Conc (ng/mL)	Modified?
Pfba 1	13c_pfba	1950633	2.50 (2.50)	5460	0.0160	No
Pfpea 1	13c_pfhxa	2876776	0.00 (4.96)	0	N/A	No
Pfbs 1	18o-pfhs	965530	5.42 (5.42)	1230	0.0020	No
Pfhxa 1	13c_pfhxa	2876776	6.51 (6.52)	26082	0.0520	No
Pfhpa 1	13c_pfhxa	2876776	0.00 (7.51)	0	N/A	No
Pfhxs 1	18o-pfhs	965530	7.59 (7.60)	32190	0.0590	No
Pfoa 1	13c-pfoa	2301821	8.24 (8.25)	7103	0.0290	No
Pfna 1	13c-pfna	2574276	0.00 (8.84)	0	N/A	No
Pfos 1	13c-pfos	1878810	8.68 (8.85)	9518	0.0270	No
Pfda 1	13c-pfda	2176624	0.00 (9.33)	0	N/A	No
Pfuna 1	13c-pfuna	429166	9.75 (9.75)	5013	0.0220	No
Pfds 1	13c-pfos	1878810	0.00 (9.74)	0	N/A	No
Pfdoa 1	13c-pfdoda	27024	10.10 (10.10)	3717	0.0140	No
Fosa 1	d5-NEtFOSA	438800	9.88 (9.88)	5149	0.0110	No
Pfteda 1	13c-pfdoda	27024	10.70 (10.70)	4746	0.0270	No
PFHpS 1	18o-pfhs	965530	0.00 (8.28)	0	N/A	No
NMeFOSE 1	d7-NMeFOSE	630346	10.70 (10.70)	1115	0.0080	No
NMeFOSA 1	d7-NMeFOSE	630346	0.00 (10.70)	0	N/A	No
NEtFOSE 1	d9-EtFOSE	695322	11.00 (11.00)	1635	0.0110	No

JUN 0 3 2016

Analyte Name	IS Name	IS Area	Analyte RT (Exp RT)	Analyte Area	Calc. Conc (ng/mL)	Modified?
NEtFOSA 1	d5-NEtFOSA	438800	11.00 (11.00)	1113	0.0150	No
d9-EtFOSE 1	N_mefosa_d3	434213	10.90 (11.00)	695322	4.8820	No
d5-NEtFOSA 1	N_mefosa_d3	434213	11.00 (11.00)	438800	4.8000	No
d7-NMeFOSE 1	N_mefosa_d3	434213	10.70 (10.70)	630346	5.6960	No
13C_PFBA 1	N_mefosa_d3	434213	2.49 (2.49)	1950633	5.0910	No
13C_PFHXA 1	N_mefosa_d3	434213	6.51 (6.51)	2876776	5.1960	No
13C-PFOA 1	N_mefosa_d3	434213	8.24 (8.24)	2301821	5.3310	No
13C-PFNA 1	N_mefosa_d3	434213	8.84 (8.83)	2574276	5.3910	No
13C-PFOS 1	N_mefosa_d3	434213	8.84 (8.84)	1878810	5.1800	No
13C-PFDA 1	N_mefosa_d3	434213	9.33 (9.33)	2176624	5.2060	No
13C-PFUNA 1	N_mefosa_d3	434213	9.75 (9.76)	429166	4.8440	No
18O-PFHxS 1	N_mefosa_d3	434213	7.60 (7.59)	965530	5.1520	No
13C-PFDoA 1	N_mefosa_d3	434213	10.10 (10.10)	27013	4.7290	No
PFTrDA 1	13c-pfdoda	27024	10.40 (10.40)	9666	0.0290	No
6_2-FTS 1	13C2-6_2-FTS	44365	8.19 (8.19)	10097	0.0650	No
8_2-FTS 1	13C2-6_2-FTS	44365	9.30 (9.30)	963	0.0060	No
13C2-6_2-FTS 1	N_mefosa_d3	434213	8.19 (8.19)	44365	4.9430	No

IRC Summary

Analyte Peak Name	RT (Exp RT)	Area	Modified?	Calc (Exp) MRM Ratio	Ratio Confirms ID
Pfba 2	2.48 (2.50)	2602	No	0.48 (0.99)	No
Pfpea 2	0.00 (4.96)	0	No	0.00 (1.00)	No
Pfbs 2	0.00 (5.42)	0	No	0.00 (0.41)	No
Pfhxa 2	6.52 (6.52)	2716	No	0.10 (0.09)	YES
Pfhpa 2	0.00 (7.51)	0	No	0.00 (0.38)	No
Pfhxs 2	7.60 (7.60)	12755	No	0.40 (0.40)	YES
Pfoa 2	8.25 (8.25)	13541	No	1.91 (1.87)	YES

Analyte Peak Name	RT (Exp RT)	Area	Modified?	Calc (Exp) MRM Ratio	Ratio Confirms ID
Pfna 2	0.00 (8.84)	0	No	0.00 (0.28)	No
Pfos 2	0.00 (8.84)	0	No	0.00 (0.34)	No
Pfda 2	0.00 (9.33)	0	No	0.00 (0.19)	No
Pfuna 2	0.00 (9.75)	0	No	0.00 (0.33)	No
Pfds 2	0.00 (9.74)	0	No	0.00 (0.29)	No
Pfdoa 2	0.00 (10.10)	0	No	0.00 (0.30)	No
Fosa 2	0.00 (9.88)	0	No	0.00 (0.03)	No
Pfteda 2	0.00 (10.70)	0	No	0.00 (0.22)	No
PFHpS 2	0.00 (8.28)	0	No	0.00 (0.41)	No
NMeFOSE 2	0.00 (10.70)	0	No	0.00 (0.01)	No
NMeFOSA 2	0.00 (10.70)	0	No	0.00 (0.99)	No
NEtFOSE 2	0.00 (11.00)	0	No	0.00 (0.00)	No
NEtFOSA 2	0.00 (11.00)	0	No	0.00 (0.67)	No
PFTrDA 2	0.00 (10.40)	0	No	0.00 (0.22)	No
6_2-FTS 2	8.19 (8.19)	14692	No	1.46 (1.28)	YES
8_2-FTS 2	0.00 (9.31)	0	No	0.00 (0.10)	No

Quantitative Peak Review **IB *No data for Sample ID***

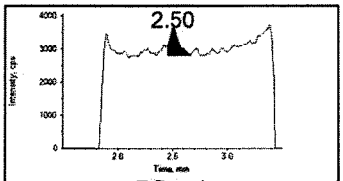

Pfba 1
213.000/169.000 Da
□ Baseline □ Missed
□ Wrong Peak

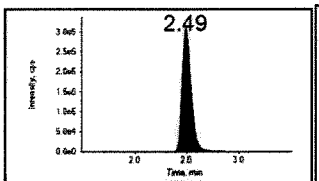

13c_pfba
217.000/172.000 Da
□ Baseline □ Missed
□ Wrong Peak

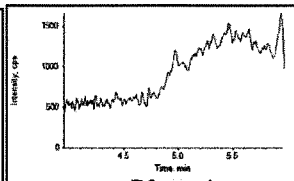

Pfpea 1
263.000/219.000 Da
□ Baseline □ Missed
□ Wrong Peak

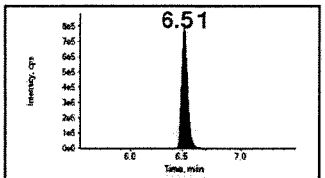

13c_pfhxa
315.000/270.000 Da
□ Baseline □ Missed
□ Wrong Peak

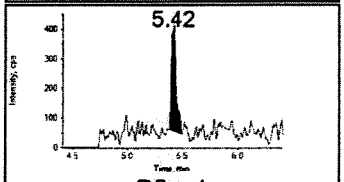

Pfbs 1
299.000/80.000 Da
□ Baseline □ Missed
□ Wrong Peak

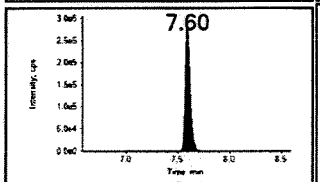

18o-pfhs
403.000/103.000 Da
□ Baseline □ Missed
□ Wrong Peak

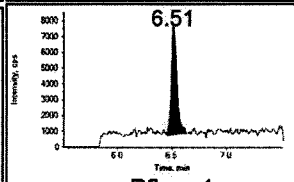

Pfhxa 1
313.000/269.000 Da
□ Baseline □ Missed
□ Wrong Peak

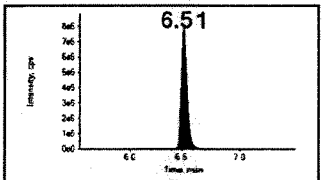

13c_pfhxa
315.000/270.000 Da
□ Baseline □ Missed
□ Wrong Peak

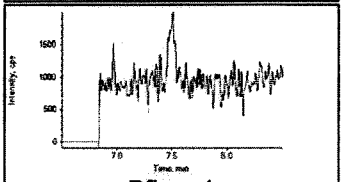

Pfhpa 1
363.000/319.000 Da
□ Baseline □ Missed
□ Wrong Peak

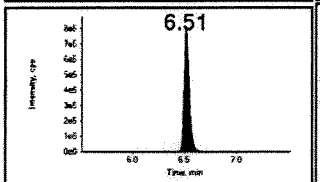

13c_pfhxa
315.000/270.000 Da
□ Baseline □ Missed
□ Wrong Peak

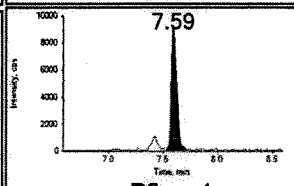

Pfhxs 1
399.000/80.000 Da
□ Baseline □ Missed
□ Wrong Peak

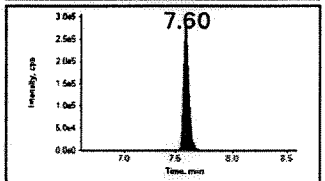

18o-pfhs
403.000/103.000 Da
□ Baseline □ Missed
□ Wrong Peak

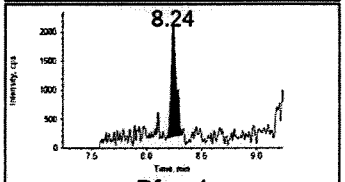

Pfoa 1
413.000/169.000 Da
□ Baseline □ Missed
□ Wrong Peak

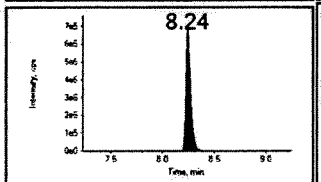

13c-pfoa
417.000/372.000 Da
□ Baseline □ Missed
□ Wrong Peak

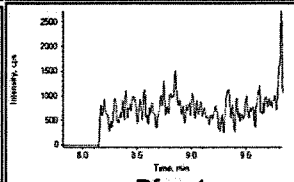

Pfna 1
463.000/419.000 Da
□ Baseline □ Missed
□ Wrong Peak

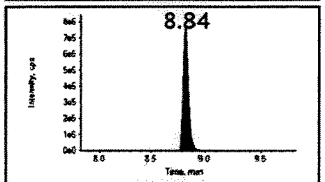

13c-pfna
468.000/423.000 Da
□ Baseline □ Missed
□ Wrong Peak

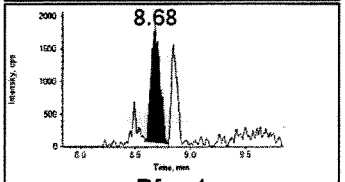

Pfos 1
499.000/80.000 Da
□ Baseline □ Missed
□ Wrong Peak

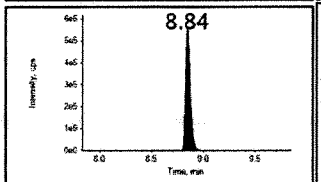

13c-pfos
503.000/80.000 Da
□ Baseline □ Missed
□ Wrong Peak

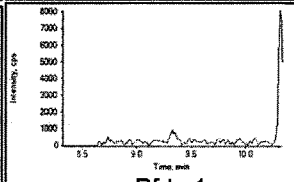

Pfda 1
513.000/469.000 Da
□ Baseline □ Missed
□ Wrong Peak

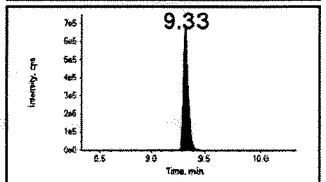

13c-pfda
515.000/470.000 Da
□ Baseline □ Missed
□ Wrong Peak

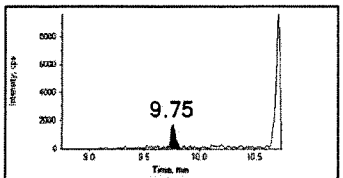

Pfuna 1
563.000/519.000 Da
□ Baseline □ Missed
□ Wrong Peak

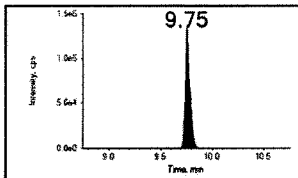

13c-pfuna
565.000/520.000 Da
□ Baseline □ Missed
□ Wrong Peak

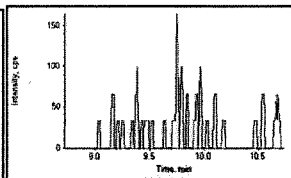

Pfds 1
599.000/80.000 Da
□ Baseline □ Missed
□ Wrong Peak

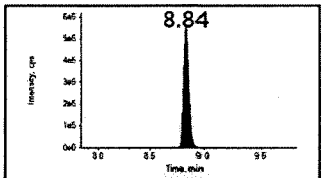

13c-pfos
503.000/80.000 Da
□ Baseline □ Missed
□ Wrong Peak

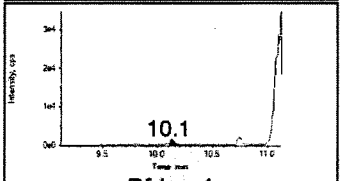

Pfdoa 1
613.000/569.000 Da
□ Baseline □ Missed
□ Wrong Peak

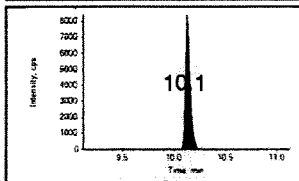

13c-pfdoda
615.000/570.000 Da
□ Baseline □ Missed
□ Wrong Peak

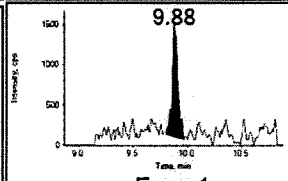

Fosa 1
498.000/78.000 Da
□ Baseline □ Missed
□ Wrong Peak

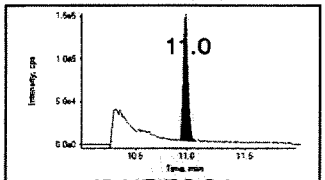

d5-NEtFOSA
531.000/169.000 Da
□ Baseline □ Missed
□ Wrong Peak

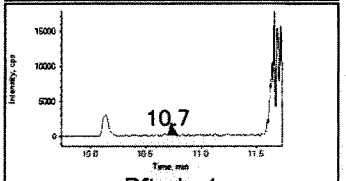

Pfteda 1
713.000/669.000 Da
□ Baseline □ Missed
□ Wrong Peak

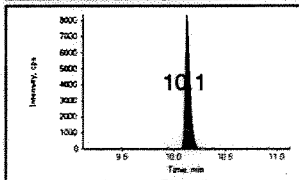

13c-pfdoda
615.000/570.000 Da
□ Baseline □ Missed
□ Wrong Peak

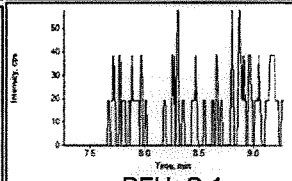

PFHpS 1
449.400/80.000 Da
□ Baseline □ Missed
□ Wrong Peak

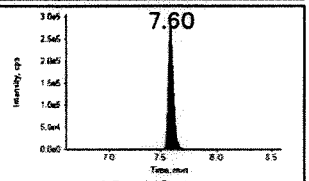

18o-pfhs
403.000/103.000 Da
□ Baseline □ Missed
□ Wrong Peak

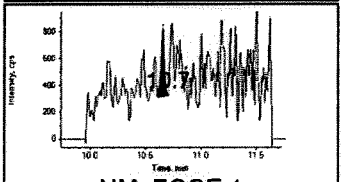

NMeFOSE 1
616.200/58.800 Da
□ Baseline □ Missed
□ Wrong Peak

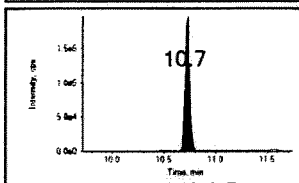

d7-NMeFOSE
623.000/59.000 Da
□ Baseline □ Missed
□ Wrong Peak

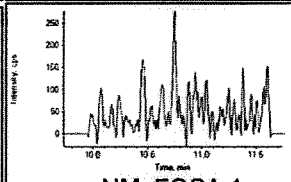

NMeFOSA 1
512.200/169.300 Da
□ Baseline □ Missed
□ Wrong Peak

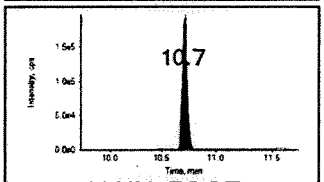

d7-NMeFOSE
623.000/59.000 Da
□ Baseline □ Missed
□ Wrong Peak

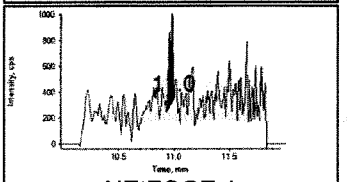

NEtFOSE 1
630.200/59.000 Da
□ Baseline □ Missed
□ Wrong Peak

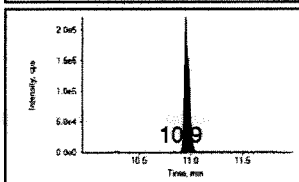

d9-EtFOSE
639.000/59.000 Da
□ Baseline □ Missed
□ Wrong Peak

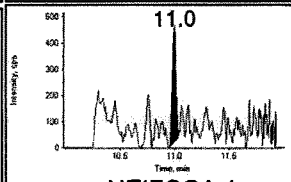

NEtFOSA 1
526.200/169.000 Da
□ Baseline □ Missed
□ Wrong Peak

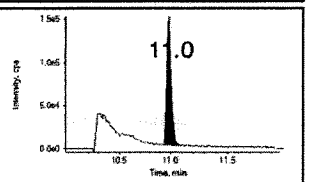

d5-NEtFOSA
531.000/169.000 Da
□ Baseline □ Missed
□ Wrong Peak

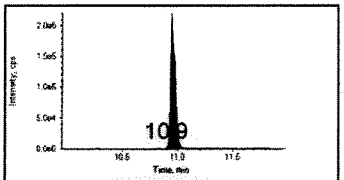

d9-EtFOSE 1
639.000/59.000 Da
□ Baseline □ Missed
□ Wrong Peak

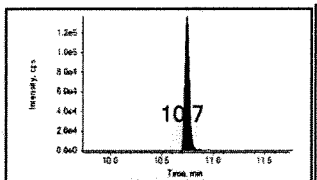

N_mefosa_d3
515.000/169.000 Da
□ Baseline □ Missed
□ Wrong Peak

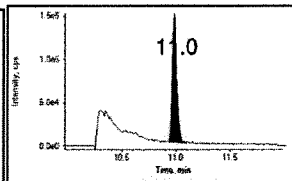

d5-NEtFOSA 1
531.000/169.000 Da
□ Baseline □ Missed
□ Wrong Peak

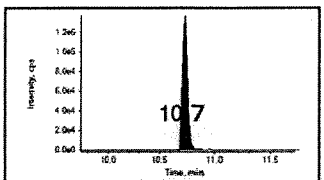

N_mefosa_d3
515.000/169.000 Da
□ Baseline □ Missed
□ Wrong Peak

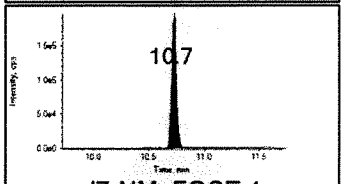

d7-NMeFOSE 1
623.000/59.000 Da
□ Baseline □ Missed
□ Wrong Peak

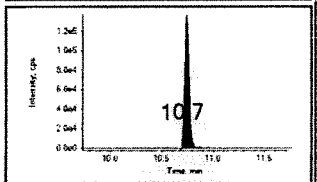

N_mefosa_d3
515.000/169.000 Da
□ Baseline □ Missed
□ Wrong Peak

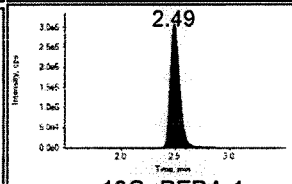

13C_PFBA 1
217.000/172.000 Da
□ Baseline □ Missed
□ Wrong Peak

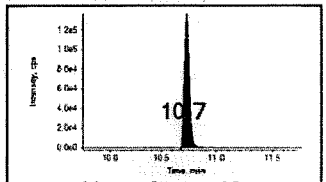

N_mefosa_d3
515.000/169.000 Da
□ Baseline □ Missed
□ Wrong Peak

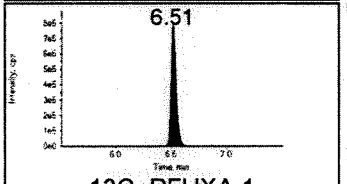

13C_PFHXA 1
315.000/270.000 Da
□ Baseline □ Missed
□ Wrong Peak

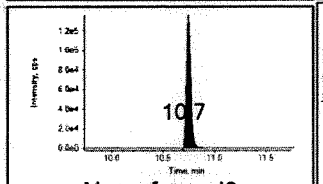

N_mefosa_d3
515.000/169.000 Da
□ Baseline □ Missed
□ Wrong Peak

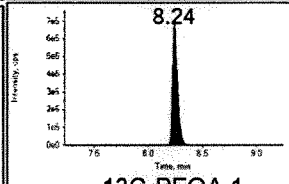

13C-PFOA 1
417.000/372.000 Da
□ Baseline □ Missed
□ Wrong Peak

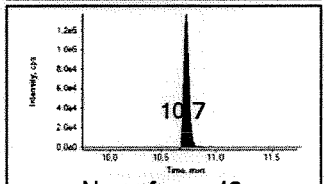

N_mefosa_d3
515.000/169.000 Da
□ Baseline □ Missed
□ Wrong Peak

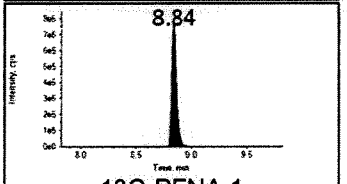

13C-PFNA 1
468.000/423.000 Da
□ Baseline □ Missed
□ Wrong Peak

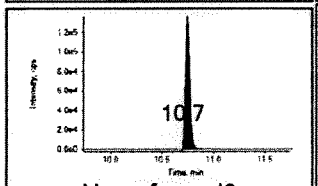

N_mefosa_d3
515.000/169.000 Da
□ Baseline □ Missed
□ Wrong Peak

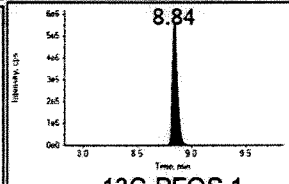

13C-PFOS 1
503.000/80.000 Da
□ Baseline □ Missed
□ Wrong Peak

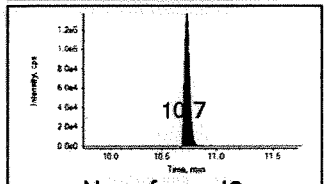

N_mefosa_d3
515.000/169.000 Da
□ Baseline □ Missed
□ Wrong Peak

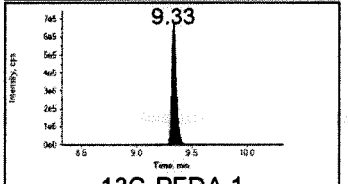

13C-PFDA 1
515.000/470.000 Da
□ Baseline □ Missed
□ Wrong Peak

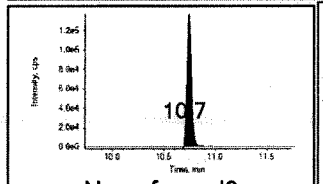

N_mefosa_d3
515.000/169.000 Da
□ Baseline □ Missed
□ Wrong Peak

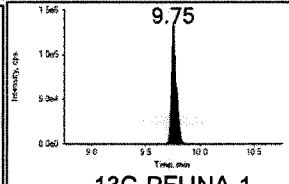

13C-PFUNA 1
565.000/520.000 Da
□ Baseline □ Missed
□ Wrong Peak

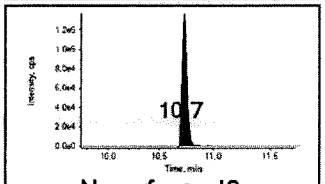

N_mefosa_d3
515.000/169.000 Da
□ Baseline □ Missed
□ Wrong Peak

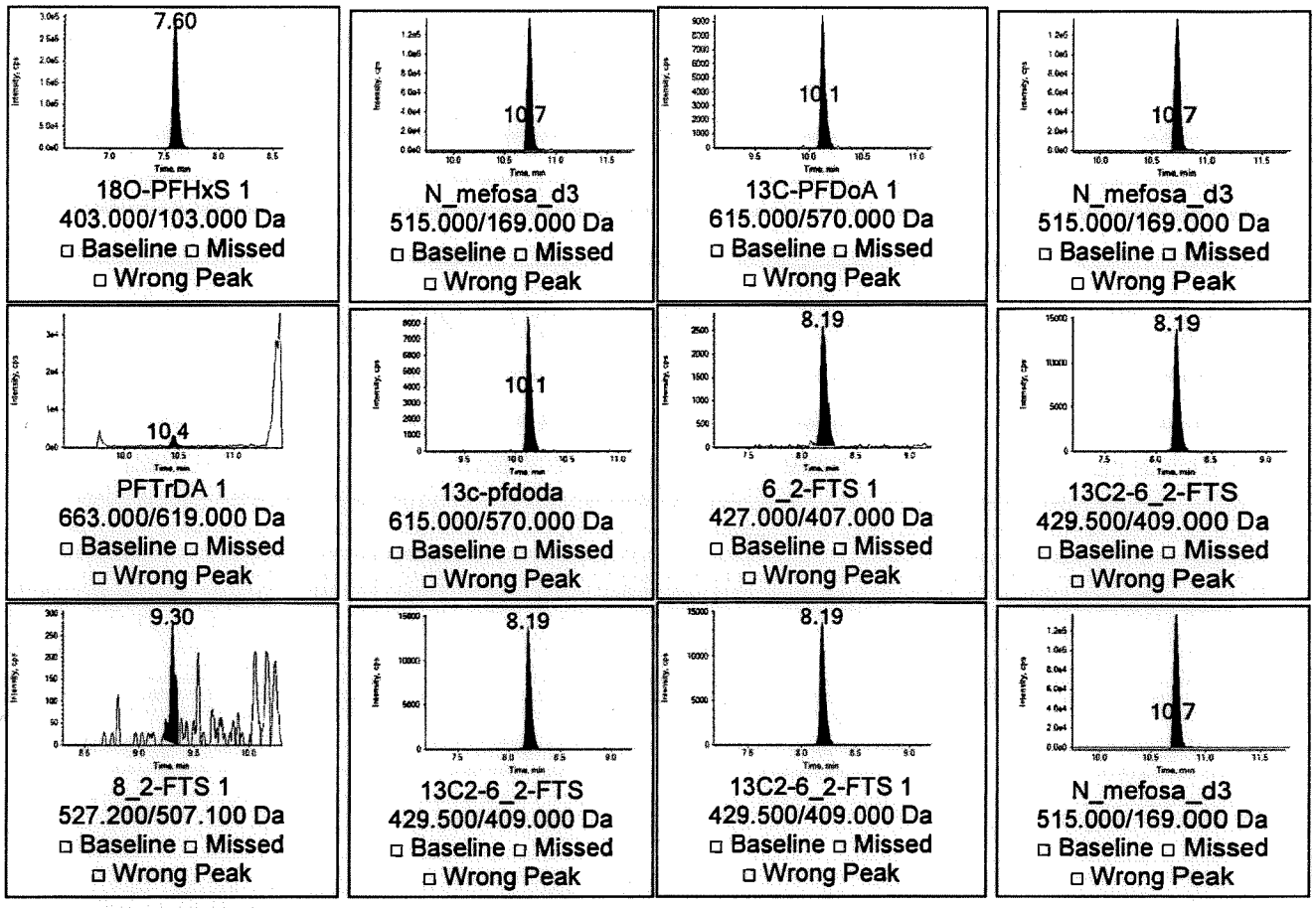

Ion Ratio Confirmation

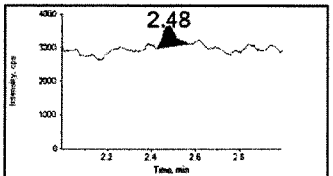

Pfba 2
Mod? No
□ Baseline □ Missed
□ Wrong Peak

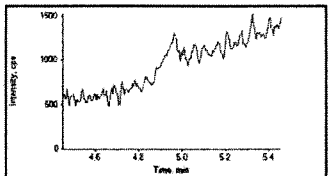

Pfpea 2
Mod? No
□ Baseline □ Missed
□ Wrong Peak

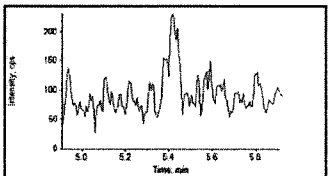

Pfbs 2
Mod? No
□ Baseline □ Missed
□ Wrong Peak

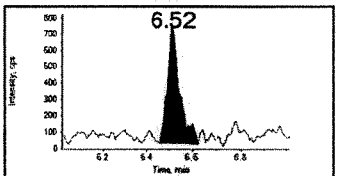

Pfhxa 2
Mod? No
□ Baseline □ Missed
□ Wrong Peak

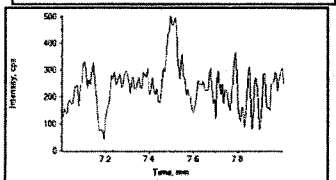

Pfhpa 2
Mod? No
□ Baseline □ Missed
□ Wrong Peak

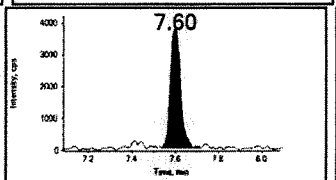

Pfhxs 2
Mod? No
□ Baseline □ Missed
□ Wrong Peak

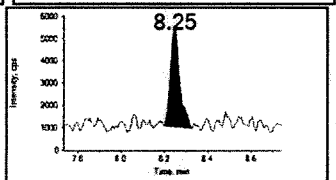

Pfoa 2
Mod? No
□ Baseline □ Missed
□ Wrong Peak

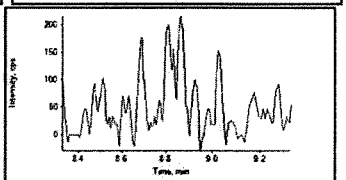

Pfna 2
Mod? No
□ Baseline □ Missed
□ Wrong Peak

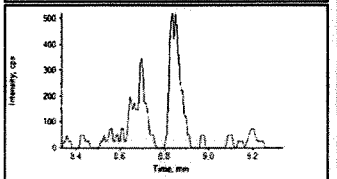

Pfos 2
Mod? No
□ Baseline □ Missed
□ Wrong Peak

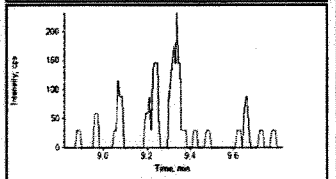

Pfda 2
Mod? No
□ Baseline □ Missed
□ Wrong Peak

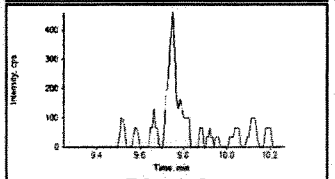

Pfuna 2
Mod? No
□ Baseline □ Missed
□ Wrong Peak

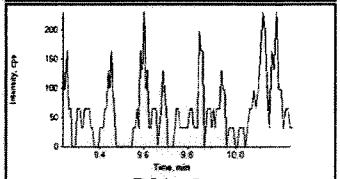

Pfds 2
Mod? No
□ Baseline □ Missed
□ Wrong Peak

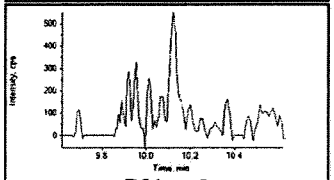

Pfdoa 2
Mod? No
□ Baseline □ Missed
□ Wrong Peak

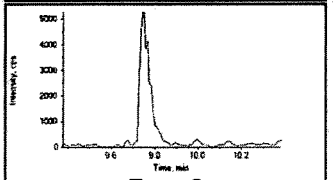

Fosa 2
Mod? No
□ Baseline □ Missed
□ Wrong Peak

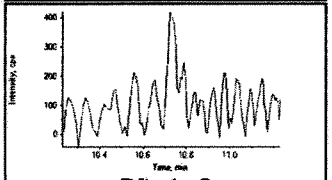

Pfteda 2
Mod? No
□ Baseline □ Missed
□ Wrong Peak

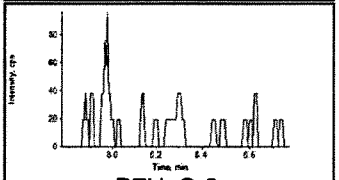

PFHpS 2
Mod? No
□ Baseline □ Missed
□ Wrong Peak

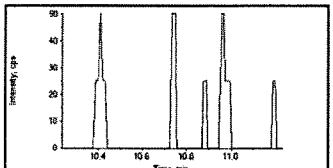

NMeFOSE 2
Mod? No
□ Baseline □ Missed
□ Wrong Peak

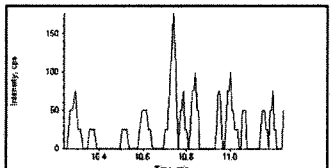

NMeFOSA 2
Mod? No
□ Baseline □ Missed
□ Wrong Peak

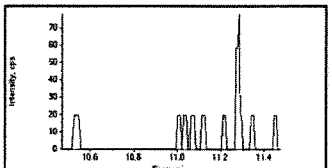

NEtFOSE 2
Mod? No
□ Baseline □ Missed
□ Wrong Peak

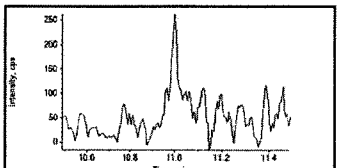

NEtFOSA 2
Mod? No
□ Baseline □ Missed
□ Wrong Peak

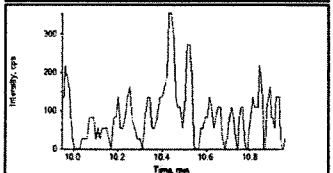

PFTrDA 2
Mod? No
□ Baseline □ Missed
□ Wrong Peak

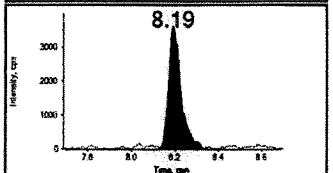

6_2-FTS 2
Mod? No
□ Baseline □ Missed
□ Wrong Peak

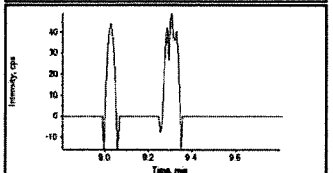

8_2-FTS 2
Mod? No
□ Baseline □ Missed
□ Wrong Peak

Project	Ewan's Projects\PFCs	**Result Table**	051116.rdb
Data File	051116\1019.wiff	**Algorithm Used**	MQL
Acquisition Method	PFC_090315 schedule mrm.dam	**Instrument Name**	LCMS02

Sample Name	PFC 2ppb ICV	**Injection Vial**	2
Acquisition Date	5/11/2016 3:37:27 PM	**Injection Volume**	10
Acquisition Method	PFC_090315 schedule mrm.dam	**Sample Type**	Quality Control
Sample ID	15-OLC-01-41H	**Dilution Factor**	1.00

Results Summary

* NR for PoP, hi bias for DoD.

Analyte Name	Analyte RT (Expected)	IS Name	IS Area	Analyte Area	Exp Conc (ng/mL)	Calc. Conc (ng/mL)	Accuracy (%)	Mod?
Pfba 1	2.50 (2.50)	13c_pfba	2051169	760283	2.00	2.1690	108 :	No
Pfpea 1	4.95 (4.96)	13c_pfhxa	2970908	746982	2.00	2.2070	110	No
Pfbs 1	5.41 (5.42)	18o-pfhs	1004429	1326433	2.00	2.2880	114	No
Pfhxa 1	6.52 (6.53)	13c_pfhxa	2970908	1194796	2.00	2.2910	115	No
Pfhpa 1	7.52 (7.52)	13c_pfhxa	2970908	1470650	2.00	2.2740	114	No
Pfhxs 1	7.60 (7.60)	18o-pfhs	1004429	1302747	2.00	2.3020	115	No
Pfoa 1	8.25 (8.26)	13c-pfoa	2299063	523911	2.00	2.1260	106	No
Pfna 1	8.84 (8.84)	13c-pfna	2571226	1105846	2.00	2.2510	113	No
Pfos 1	8.85 (8.85)	13c-pfos	1915211	766280	2.00	2.1510	108	No
Pfda 1	9.34 (9.34)	13c-pfda	2257883	938466	2.00	2.3120	116	No
Pfuna 1	9.76 (9.76)	13c-pfuna	500808	580770	2.00	2.1770	109	No
Pfds 1	9.74 (9.75)	13c-pfos	1915211	897793	2.00	2.2180	111	No
Pfdoa 1	10.10 (10.10)	13c-pfdoda	23905	662583	2.00	2.8970	145	No
Fosa 1	9.89 (9.88)	d5-NEtFOSA	456090	1068006	2.00	2.1410	107 :	No
Pfteda 1	10.70 (10.70)	13c-pfdoda	23905	435776	2.00	2.8190	↑141 *	No
PFHpS 1	8.29 (8.28)	18o-pfhs	1004429	86812	2.00	2.2590	113 :	No
NMeFOSE 1	10.70 (10.70)	d7-NMeFOSE	711194	288686	2.00	1.8200	91	No
NMeFOSA 1	10.70 (10.70)	d7-NMeFOSE	711194	120129	2.00	1.7430	87	No
NEtFOSE 1	11.00 (11.00)	d9-EtFOSE	722246	329708	2.00	2.1340	107	No
NEtFOSA 1	11.00 (11.00)	d5-NEtFOSA	456090	179824	2.00	2.2640	113	No
d9-EtFOSE 1	11.00 (11.00)	N_mefosa d3	437343	722246	5.00	5.0340	101	No
d5-NEtFOSA 1	11.00 (11.00)	N_mefosa d3	437343	456090	5.00	4.9530	99	No
d7-NMeFOSE 1	10.70 (10.70)	N_mefosa d3	437343	711194	5.00	6.3810	128 :	No

JUN 03 2016

Analyte Name	Analyte RT (Expected)	IS Name	IS Area	Analyte Area	Exp Conc (ng/mL)	Calc. Conc (ng/mL)	Accuracy (%)	Mod?
13C_PFBA 1	2.49 (2.49)	N_mefosa d3	437343	2051169	5.00	5.3150	106 :	No
13C_PFHXA 1	6.52 (6.51)	N_mefosa d3	437343	2970908	5.00	5.3280	107	No
13C-PFOA 1	8.25 (8.24)	N_mefosa d3	437343	2299063	5.00	5.2860	106	No
13C-PFNA 1	8.84 (8.83)	N_mefosa d3	437343	2571226	5.00	5.3460	107	No
13C-PFOS 1	8.85 (8.84)	N_mefosa d3	437343	1915211	5.00	5.2420	105	No
13C-PFDA 1	9.34 (9.33)	N_mefosa d3	437343	2257883	5.00	5.3620	107	No
13C-PFUNA 1	9.76 (9.75)	N_mefosa d3	437343	500808	5.00	5.6120	112	No
18O-PFHxS 1	7.60 (7.59)	N_mefosa d3	437343	1004429	5.00	5.3210	106	No
13C-PFDoA 1	10.10 (10.10)	N_mefosa d3	437343	23873	5.00	4.1500	83	No
PFTrDA 1	10.50 (10.50)	13c-pfdoda	23905	726570	2.00	2.4920	125 :	No
6_2-FTS 1	8.20 (8.20)	13C2-6_2-FTS	45107	446287	2.00	2.5970	* 130	No
8_2-FTS 1	9.32 (9.32)	13C2-6_2-FTS	45107	390014	2.00	2.4610	123 .	No
13C2-6_2-FTS 1	8.20 (8.19)	N_mefosa d3	437343	45107	5.00	4.9900	100 .	No

IRC Summary

Analyte Peak Name	RT (Exp RT)	Area	Modified?	Ratio Confirms ID
Pfba 2	2.49 (2.50)	762526	No	YES
Pfpea 2	4.95 (4.96)	762887	No	YES
Pfbs 2	5.42 (5.42)	541183	No	YES
Pfhxa 2	6.52 (6.53)	105606	No	YES
Pfhpa 2	7.52 (7.52)	545271	No	YES
Pfhxs 2	7.60 (7.60)	505821	No	YES
Pfoa 2	8.25 (8.26)	1014032	No	YES
Pfna 2	8.84 (8.85)	310596	No	YES
Pfos 2	8.85 (8.85)	259917	No	YES
Pfda 2	9.34 (9.33)	176224	No	YES
Pfuna 2	9.76 (9.76)	181527	No	YES
Pfds 2	9.74 (9.75)	280009	No	YES
Pfdoa 2	10.10 (10.10)	104911	No	No

Analyte Peak Name	RT (Exp RT)	Area	Modified?	Ratio Confirms ID
Fosa 2	9.89 (9.88)	27748	No	YES
Pfteda 2	10.70 (10.70)	94514	No	YES
PFHpS 2	8.29 (8.28)	35321	No	YES
NMeFOSE 2	10.70 (10.70)	3418	No	No
NMeFOSA 2	10.70 (10.70)	115605	No	YES
NEtFOSE 2	11.00 (11.00)	1866	No	No
NEtFOSA 2	11.00 (11.00)	121100	No	YES
PFTrDA 2	10.50 (10.50)	181743	No	YES
6_2-FTS 2	8.20 (8.20)	529365	No	YES
8_2-FTS 2	9.32 (9.32)	35903	No	YES

Quantitative Peak Review PFC 2ppb ICV 15-OLC-01-41H

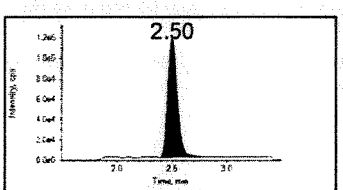

Pfba 1
213.000/169.000 Da
□ Baseline □ Missed
□ Wrong Peak

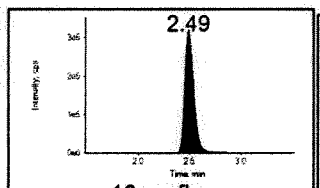

13c_pfba
217.000/172.000 Da
□ Baseline □ Missed
□ Wrong Peak

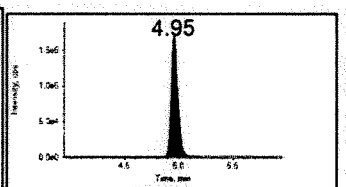

Pfpea 1
263.000/219.000 Da
□ Baseline □ Missed
□ Wrong Peak

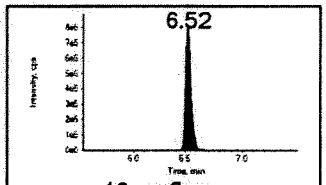

13c_pfhxa
315.000/270.000 Da
□ Baseline □ Missed
□ Wrong Peak

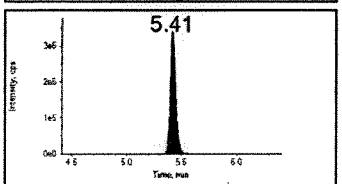

Pfbs 1
299.000/80.000 Da
□ Baseline □ Missed
□ Wrong Peak

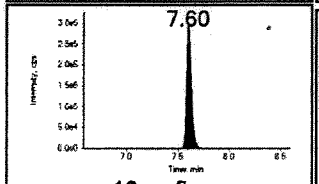

18o-pfhs
403.000/103.000 Da
□ Baseline □ Missed
□ Wrong Peak

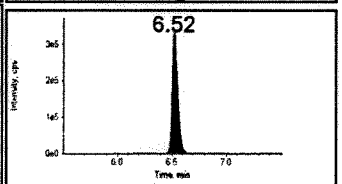

Pfhxa 1
313.000/269.000 Da
□ Baseline □ Missed
□ Wrong Peak

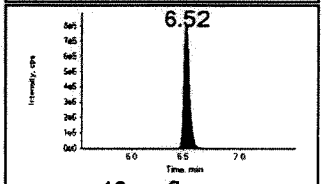

13c_pfhxa
315.000/270.000 Da
□ Baseline □ Missed
□ Wrong Peak

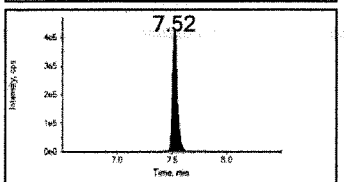

Pfhpa 1
363.000/319.000 Da
□ Baseline □ Missed
□ Wrong Peak

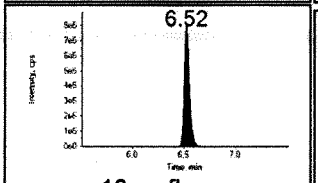

13c_pfhxa
315.000/270.000 Da
□ Baseline □ Missed
□ Wrong Peak

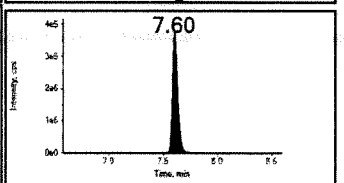

Pfhxs 1
399.000/80.000 Da
□ Baseline □ Missed
□ Wrong Peak

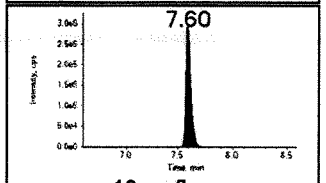

18o-pfhs
403.000/103.000 Da
□ Baseline □ Missed
□ Wrong Peak

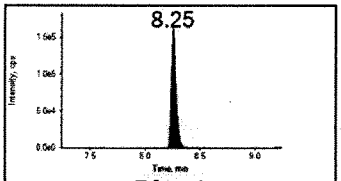

Pfoa 1
413.000/169.000 Da
□ Baseline □ Missed
□ Wrong Peak

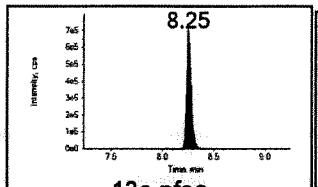

13c-pfoa
417.000/372.000 Da
□ Baseline □ Missed
□ Wrong Peak

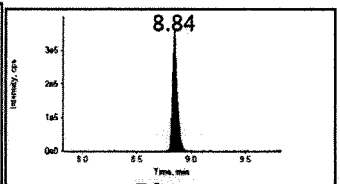

Pfna 1
463.000/419.000 Da
□ Baseline □ Missed
□ Wrong Peak

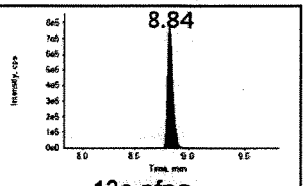

13c-pfna
468.000/423.000 Da
□ Baseline □ Missed
□ Wrong Peak

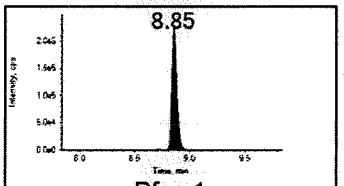

Pfos 1
499.000/80.000 Da
□ Baseline □ Missed
□ Wrong Peak

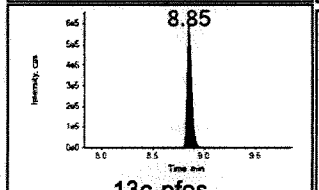

13c-pfos
503.000/80.000 Da
□ Baseline □ Missed
□ Wrong Peak

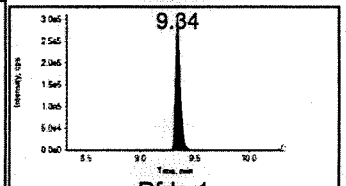

Pfda 1
513.000/469.000 Da
□ Baseline □ Missed
□ Wrong Peak

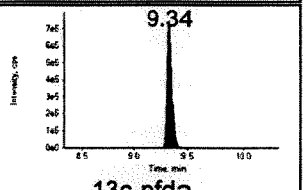

13c-pfda
515.000/470.000 Da
□ Baseline □ Missed
□ Wrong Peak

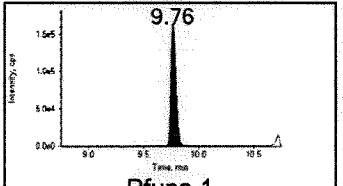

Pfuna 1
563.000/519.000 Da
□ Baseline □ Missed
□ Wrong Peak

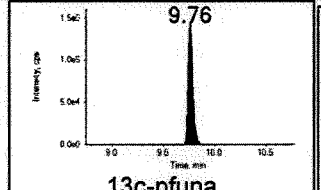

13c-pfuna
565.000/520.000 Da
□ Baseline □ Missed
□ Wrong Peak

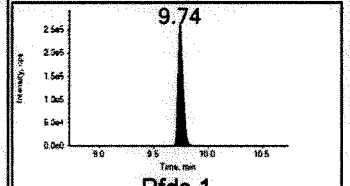

Pfds 1
599.000/80.000 Da
□ Baseline □ Missed
□ Wrong Peak

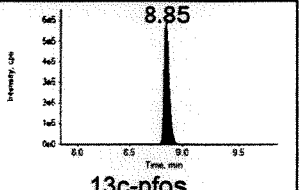

13c-pfos
503.000/80.000 Da
□ Baseline □ Missed
□ Wrong Peak

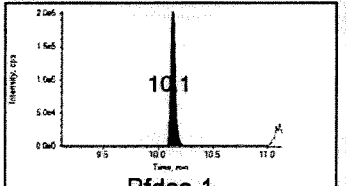

Pfdoa 1
613.000/569.000 Da
□ Baseline □ Missed
□ Wrong Peak

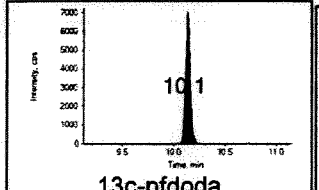

13c-pfdoda
615.000/570.000 Da
□ Baseline □ Missed
□ Wrong Peak

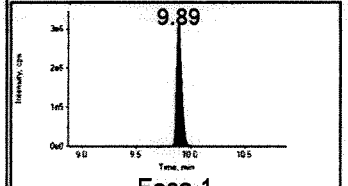

Fosa 1
498.000/78.000 Da
□ Baseline □ Missed
□ Wrong Peak

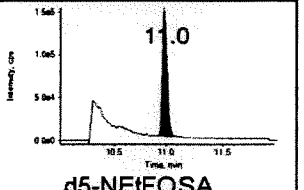

d5-NEtFOSA
531.000/169.000 Da
□ Baseline □ Missed
□ Wrong Peak

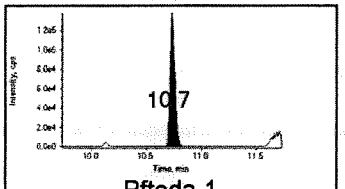

Pfteda 1
713.000/669.000 Da
□ Baseline □ Missed
□ Wrong Peak

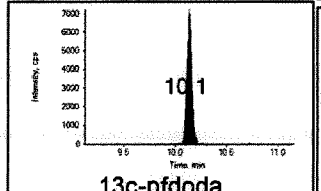

13c-pfdoda
615.000/570.000 Da
□ Baseline □ Missed
□ Wrong Peak

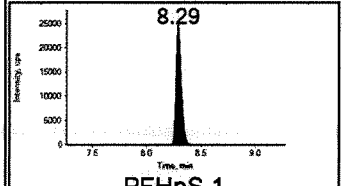

PFHpS 1
449.400/80.000 Da
□ Baseline □ Missed
□ Wrong Peak

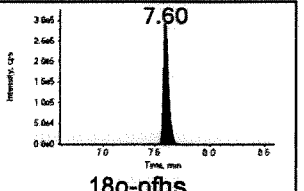

18o-pfhs
403.000/103.000 Da
□ Baseline □ Missed
□ Wrong Peak

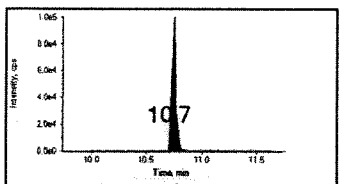

NMeFOSE 1
616.200/58.800 Da
□ Baseline □ Missed
□ Wrong Peak

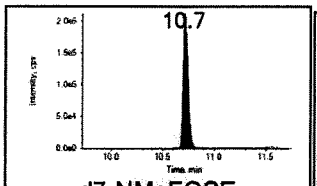

d7-NMeFOSE
623.000/59.000 Da
□ Baseline □ Missed
□ Wrong Peak

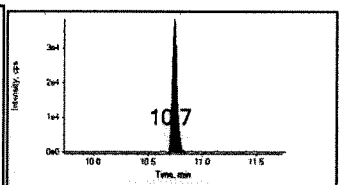

NMeFOSA 1
512.200/169.300 Da
□ Baseline □ Missed
□ Wrong Peak

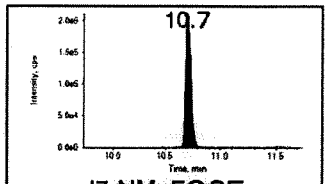

d7-NMeFOSE
623.000/59.000 Da
□ Baseline □ Missed
□ Wrong Peak

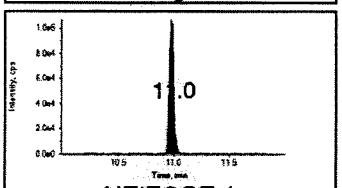

NEtFOSE 1
630.200/59.000 Da
□ Baseline □ Missed
□ Wrong Peak

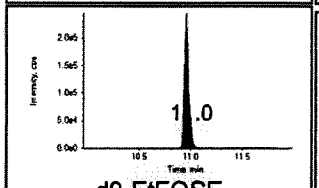

d9-EtFOSE
639.000/59.000 Da
□ Baseline □ Missed
□ Wrong Peak

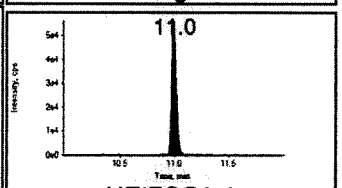

NEtFOSA 1
526.200/169.000 Da
□ Baseline □ Missed
□ Wrong Peak

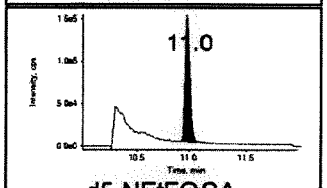

d5-NEtFOSA
531.000/169.000 Da
□ Baseline □ Missed
□ Wrong Peak

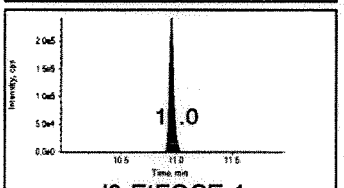

d9-EtFOSE 1
639.000/59.000 Da
□ Baseline □ Missed
□ Wrong Peak

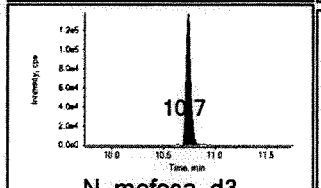

N_mefosa_d3
515.000/169.000 Da
□ Baseline □ Missed
□ Wrong Peak

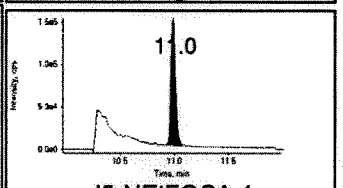

d5-NEtFOSA 1
531.000/169.000 Da
□ Baseline □ Missed
□ Wrong Peak

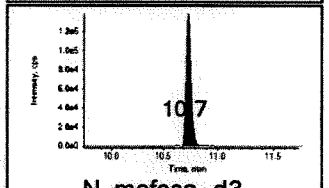

N_mefosa_d3
515.000/169.000 Da
□ Baseline □ Missed
□ Wrong Peak

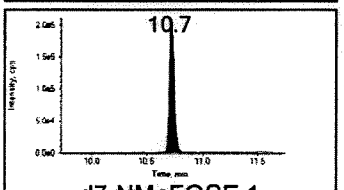

d7-NMeFOSE 1
623.000/59.000 Da
□ Baseline □ Missed
□ Wrong Peak

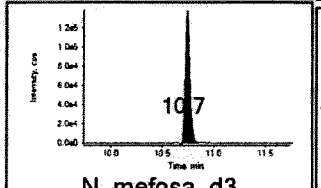

N_mefosa_d3
515.000/169.000 Da
□ Baseline □ Missed
□ Wrong Peak

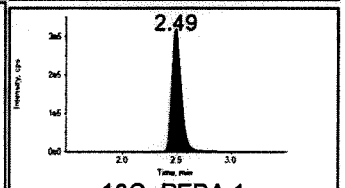

13C_PFBA 1
217.000/172.000 Da
□ Baseline □ Missed
□ Wrong Peak

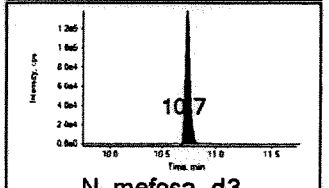

N_mefosa_d3
515.000/169.000 Da
□ Baseline □ Missed
□ Wrong Peak

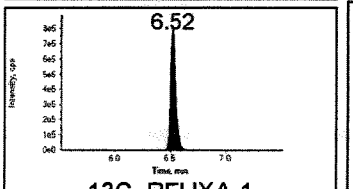

13C_PFHXA 1
315.000/270.000 Da
□ Baseline □ Missed
□ Wrong Peak

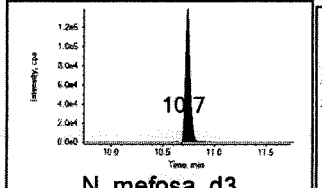

N_mefosa_d3
515.000/169.000 Da
□ Baseline □ Missed
□ Wrong Peak

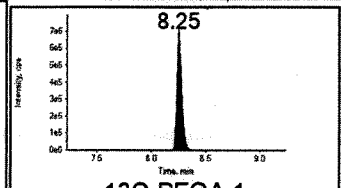

13C-PFOA 1
417.000/372.000 Da
□ Baseline □ Missed
□ Wrong Peak

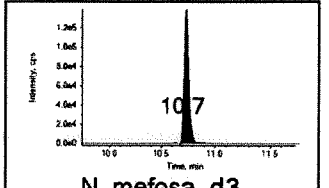

N_mefosa_d3
515.000/169.000 Da
□ Baseline □ Missed
□ Wrong Peak

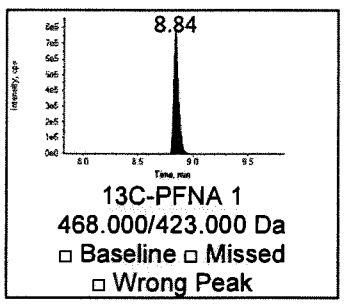

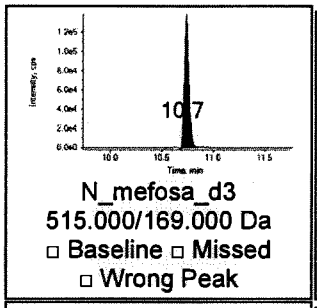

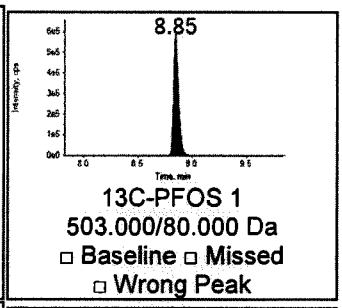

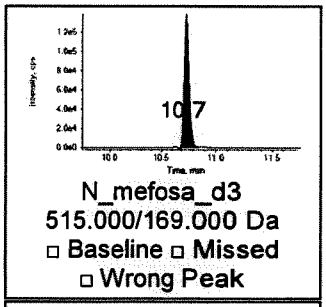

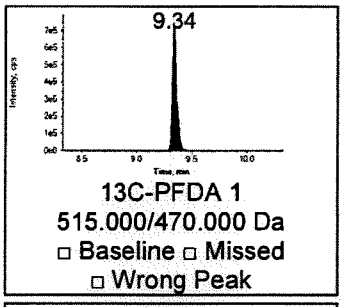

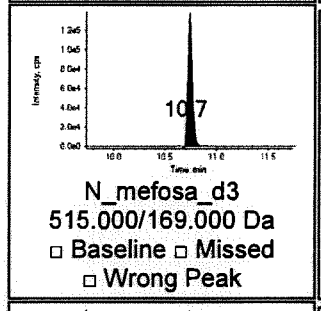

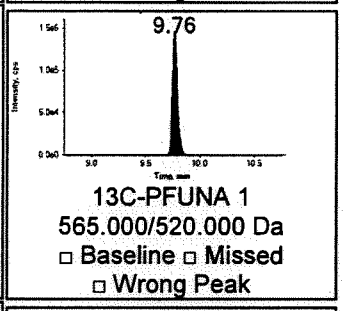

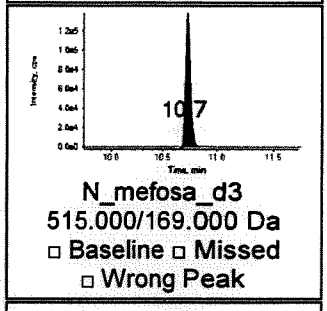

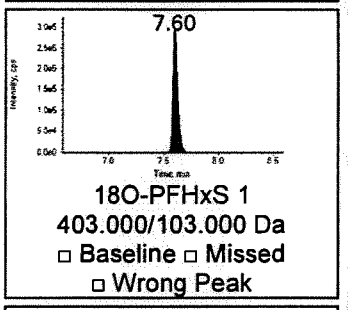

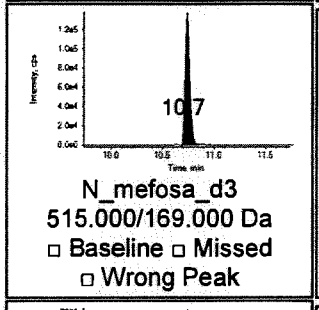

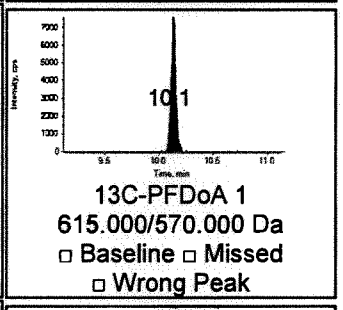

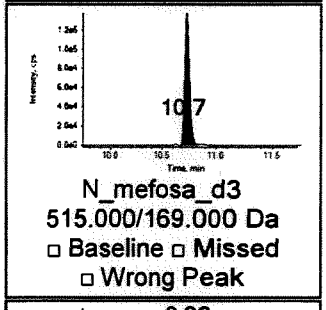

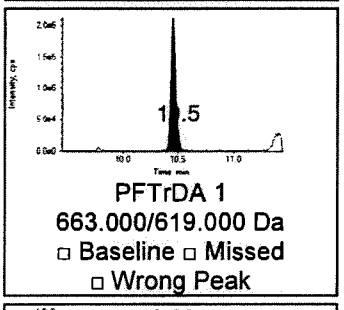

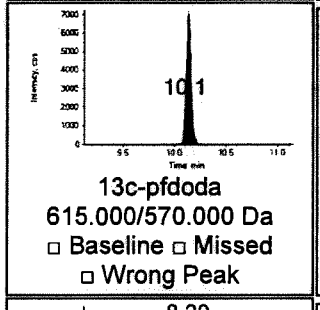

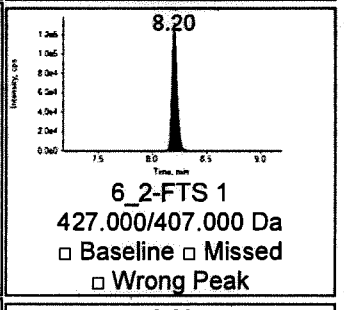

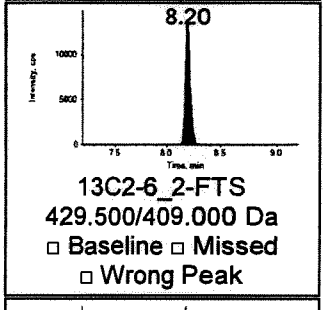

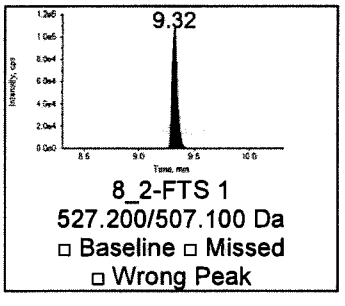

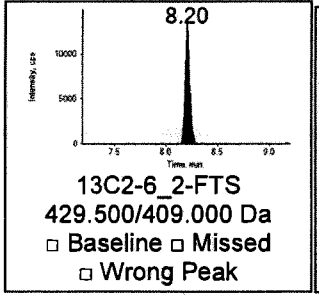

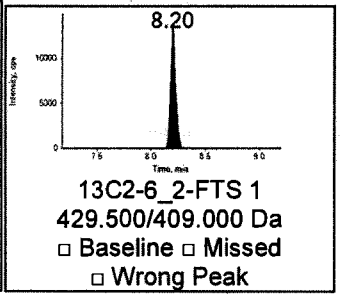

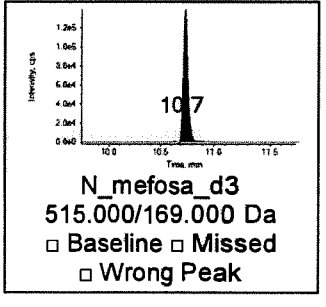

Ion Ratio Confirmation

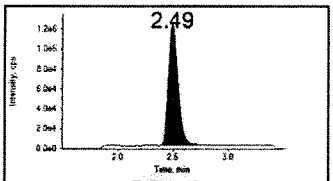

Pfba 2
Mod?
□ Baseline □ Missed
□ Wrong Peak

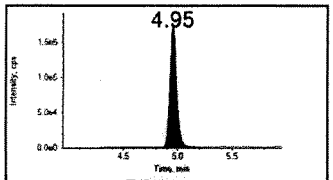

Pfpea 2
Mod?
□ Baseline □ Missed
□ Wrong Peak

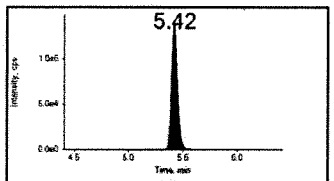

Pfbs 2
Mod?
□ Baseline □ Missed
□ Wrong Peak

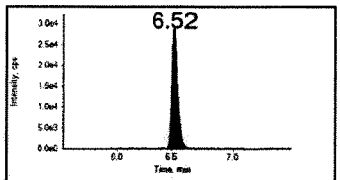

Pfhxa 2
Mod?
□ Baseline □ Missed
□ Wrong Peak

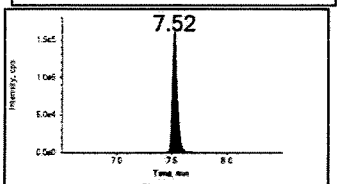

Pfhpa 2
Mod?
□ Baseline □ Missed
□ Wrong Peak

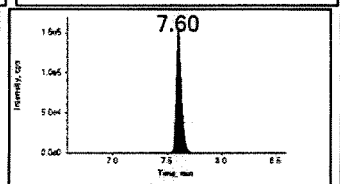

Pfhxs 2
Mod?
□ Baseline □ Missed
□ Wrong Peak

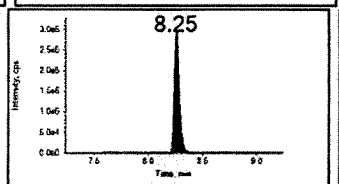

Pfoa 2
Mod?
□ Baseline □ Missed
□ Wrong Peak

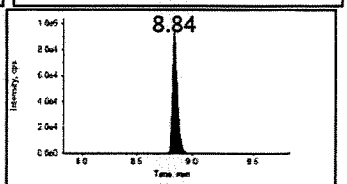

Pfna 2
Mod?
□ Baseline □ Missed
□ Wrong Peak

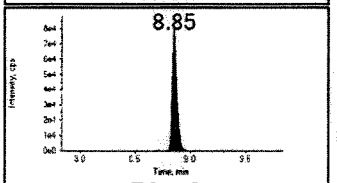

Pfos 2
Mod?
□ Baseline □ Missed
□ Wrong Peak

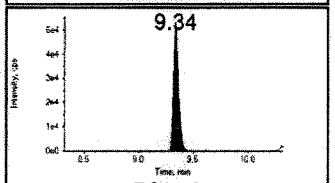

Pfda 2
Mod?
□ Baseline □ Missed
□ Wrong Peak

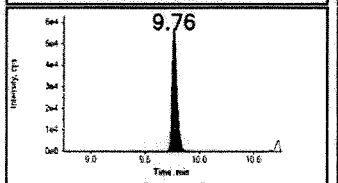

Pfuna 2
Mod?
□ Baseline □ Missed
□ Wrong Peak

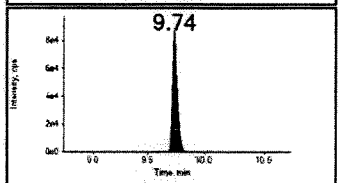

Pfds 2
Mod?
□ Baseline □ Missed
□ Wrong Peak

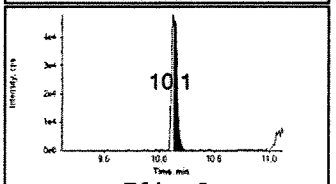

Pfdoa 2
Mod?
□ Baseline □ Missed
□ Wrong Peak

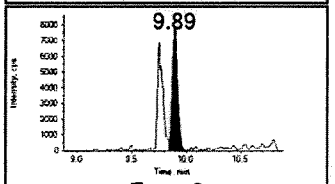

Fosa 2
Mod?
□ Baseline □ Missed
□ Wrong Peak

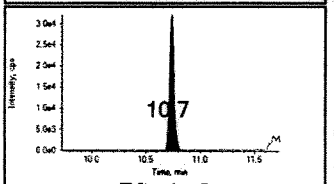

Pfteda 2
Mod?
□ Baseline □ Missed
□ Wrong Peak

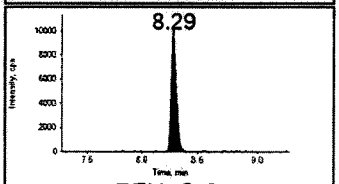

PFHpS 2
Mod?
□ Baseline □ Missed
□ Wrong Peak

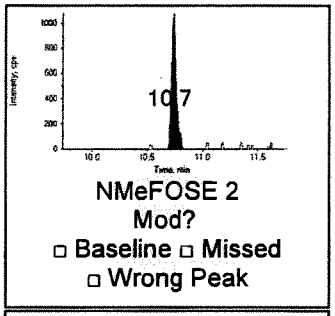

NMeFOSE 2
Mod?
□ Baseline □ Missed
□ Wrong Peak

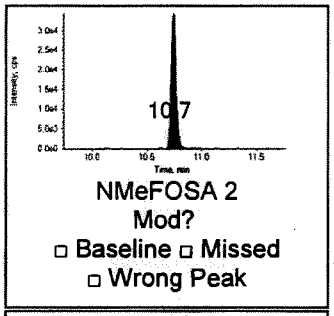

NMeFOSA 2
Mod?
□ Baseline □ Missed
□ Wrong Peak

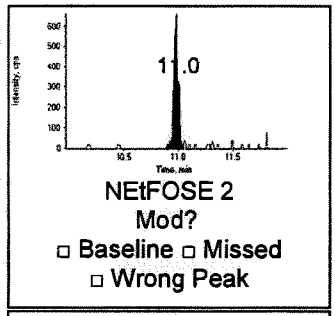

NEtFOSE 2
Mod?
□ Baseline □ Missed
□ Wrong Peak

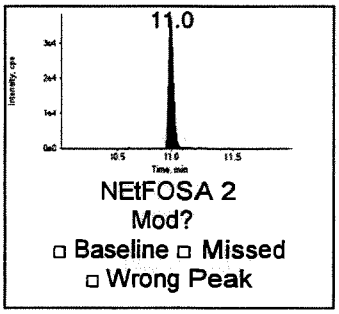

NEtFOSA 2
Mod?
□ Baseline □ Missed
□ Wrong Peak

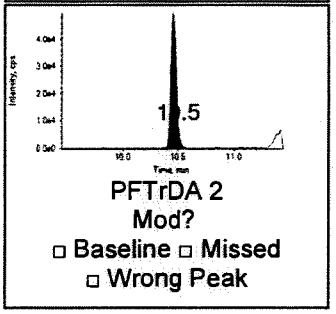

PFTrDA 2
Mod?
□ Baseline □ Missed
□ Wrong Peak

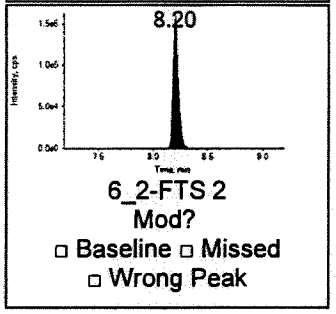

6_2-FTS 2
Mod?
□ Baseline □ Missed
□ Wrong Peak

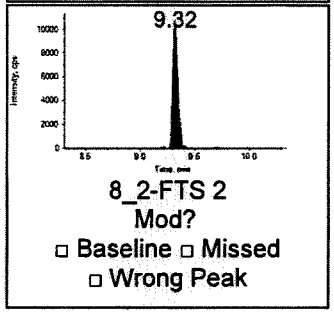

8_2-FTS 2
Mod?
□ Baseline □ Missed
□ Wrong Peak

Created with Analyst Reporter
Printed: 6/2/2016 6:08 PM

Project	Ewan's Projects\PFCs	**Result Table**	051116.rdb
Data File	051116\1079.wiff	**Algorithm Used**	MQL
Acquisition Method	PFC_090315 schedule mrm.dam	**Instrument Name**	LCMS02

Sample Name	PFC 1ppb	**Injection Vial**	20006
Acquisition Date	5/12/2016 9:27:04 AM	**Injection Volume**	10
Acquisition Method	PFC_090315 schedule mrm.dam	**Sample Type**	Quality Control
Sample ID	15-OLC-02-45F	**Dilution Factor**	1.00

Results Summary

APR 1000, Hi bias ND in samples.

Analyte Name	Analyte RT (Expected)	IS Name	IS Area	Analyte Area	Exp Conc (ng/mL)	Calc. Conc (ng/mL)	Accuracy (%)	Mod?
Pfba 1	2.50 (2.50)	13c_pfba	1924345	394732	1.00	1.2010	120	No
Pfpea 1	4.96 (4.96)	13c_pfhxa	2921475	364074	1.00	1.0940	109	No
Pfbs 1	5.42 (5.42)	18o-pfhs	955368	669231	1.00	1.2130	121	No
Pfhxa 1	6.53 (6.52)	13c_pfhxa	2921475	602794	1.00	1.1750	118	No
Pfhpa 1	7.51 (7.52)	13c_pfhxa	2921475	746502	1.00	1.1740	117	No
Pfhxs 1	7.60 (7.60)	18o-pfhs	955368	630298	1.00	1.1710	117	No
Pfoa 1	8.24 (8.25)	13c-pfoa	2314606	286060	1.00	1.1530	115	No
Pfna 1	8.82 (8.83)	13c-pfna	2439173	532829	1.00	1.1430	114	No
Pfos 1	8.84 (8.84)	13c-pfos	1887427	392622	1.00	1.1180	112	No
Pfda 1	9.34 (9.32)	13c-pfda	2120126	459566	1.00	1.2060	121	No
Pfuna 1	9.75 (9.75)	13c-pfuna	494879	302034	1.00	1.1460	115	No
Pfds 1	9.73 (9.73)	13c-pfos	1887427	447433	1.00	1.1220	112	No
Pfdoa 1	10.10 (10.10)	13c-pfdoda	26847	359565	1.00	1.4000	↑ 140 *	No
Fosa 1	9.88 (9.88)	d5-NEtFOSA	449409	582136	1.00	1.1840	118	No
Pfteda 1	10.70 (10.70)	13c-pfdoda	26847	183887	1.00	1.0590	106	No
PFHpS 1	8.27 (8.28)	18o-pfhs	955368	45512	1.00	1.2450	125	No
NMeFOSE 1	10.70 (10.70)	d7-NMeFOSE	590945	139687	1.00	1.0600	106	No
NMeFOSA 1	10.70 (10.70)	d7-NMeFOSE	590945	65465	1.00	1.1430	114	No
NEtFOSE 1	11.00 (11.00)	d9-EtFOSE	694473	147446	1.00	0.9930	99	No
NEtFOSA 1	11.00 (11.00)	d5-NEtFOSA	449409	95886	1.00	1.2250	123	No
d9-EtFOSE 1	11.00 (11.00)	N_mefosa d3	453018	694473	5.00	4.6730	94	No
d5-NEtFOSA 1	11.00 (11.00)	N_mefosa d3	453018	449409	5.00	4.7120	94	No
d7-NMeFOSE 1	10.70 (10.70)	N_mefosa d3	453018	590945	5.00	5.1180	102	No

JUN 0 3 2016

Analyte Name	Analyte RT (Expected)	IS Name	IS Area	Analyte Area	Exp Conc (ng/mL)	Calc. Conc (ng/mL)	Accuracy (%)	Mod?
13C_PFBA 1	2.49 (2.49)	N_mefosa d3	453018	1924345	5.00	4.8140	96	No
13C_PFHXA 1	6.52 (6.52)	N_mefosa d3	453018	2921475	5.00	5.0580	101	No
13C-PFOA 1	8.24 (8.24)	N_mefosa d3	453018	2314606	5.00	5.1380	103	No
13C-PFNA 1	8.83 (8.83)	N_mefosa d3	453018	2439173	5.00	4.8960	98	No
13C-PFOS 1	8.84 (8.84)	N_mefosa d3	453018	1887427	5.00	4.9870	100	No
13C-PFDA 1	9.32 (9.33)	N_mefosa d3	453018	2120126	5.00	4.8610	97	No
13C-PFUNA 1	9.75 (9.76)	N_mefosa d3	453018	494879	5.00	5.3530	107	No
18O-PFHxS 1	7.59 (7.59)	N_mefosa d3	453018	955368	5.00	4.8860	98	No
13C-PFDoA 1	10.10 (10.10)	N_mefosa d3	453018	26824	5.00	4.5010	90	No
PFTrDA 1	10.40 (10.40)	13c-pfdoda	26847	368325	1.00	1.1250	112	No
6_2-FTS 1	8.19 (8.19)	13C2-6_2-FTS	51501	203669	1.00	1.0090	101	No
8_2-FTS 1	9.31 (9.30)	13C2-6_2-FTS	51501	191857	1.00	1.0610	106	No
13C2-6_2-FTS 1	8.19 (8.19)	N_mefosa d3	453018	51501	5.00	5.5000	110	No

IRC Summary

Analyte Peak Name	RT (Exp RT)	Area	Modified?	Ratio Confirms ID
Pfba 2	2.50 (2.50)	392442	No	YES
Pfpea 2	4.95 (4.96)	369777	No	YES
Pfbs 2	5.42 (5.42)	267951	No	YES
Pfhxa 2	6.52 (6.52)	54186	No	YES
Pfhpa 2	7.52 (7.52)	272754	No	YES
Pfhxs 2	7.60 (7.59)	245815	No	YES
Pfoa 2	8.24 (8.24)	524708	No	YES
Pfna 2	8.83 (8.83)	159899	No	YES
Pfos 2	8.84 (8.84)	128484	No	YES
Pfda 2	9.33 (9.32)	88905	No	YES
Pfuna 2	9.75 (9.75)	99673	No	YES
Pfds 2	9.74 (9.73)	139465	No	YES
Pfdoa 2	10.10 (10.10)	98443	No	YES

Analyte Peak Name	RT (Exp RT)	Area	Modified?	Ratio Confirms ID
Fosa 2	9.88 (9.88)	14410	No	YES
Pfteda 2	10.70 (10.70)	42880	No	YES
PFHpS 2	8.28 (8.28)	21889	No	YES
NMeFOSE 2	10.80 (10.70)	1546	No	YES
NMeFOSA 2	10.70 (10.70)	60916	No	YES
NEtFOSE 2	11.00 (11.00)	1326	No	No
NEtFOSA 2	11.00 (11.00)	63868	No	YES
PFTrDA 2	10.50 (10.40)	85501	No	YES
6_2-FTS 2	8.19 (8.19)	244686	No	YES
8_2-FTS 2	9.31 (9.30)	18582	No	YES

Quantitative Peak Review PFC 1ppb 15-OLC-02-45F

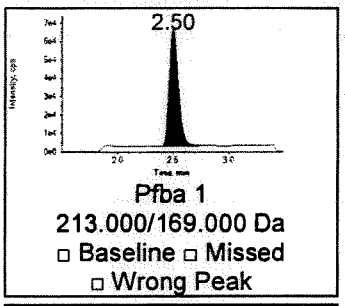

Pfba 1
213.000/169.000 Da
□ Baseline □ Missed
□ Wrong Peak

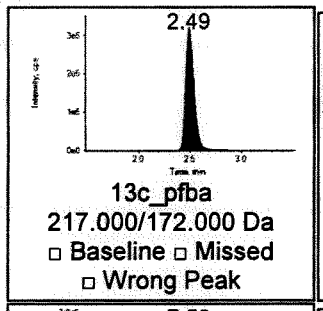

13c_pfba
217.000/172.000 Da
□ Baseline □ Missed
□ Wrong Peak

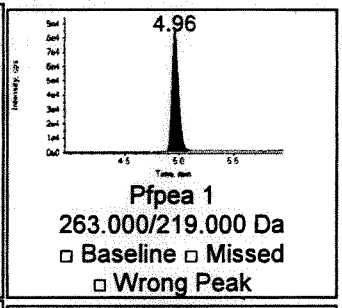

Pfpea 1
263.000/219.000 Da
□ Baseline □ Missed
□ Wrong Peak

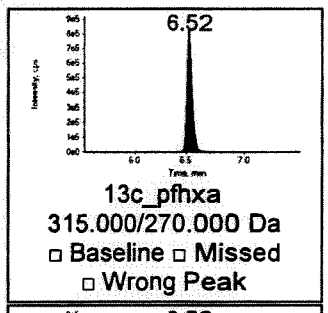

13c_pfhxa
315.000/270.000 Da
□ Baseline □ Missed
□ Wrong Peak

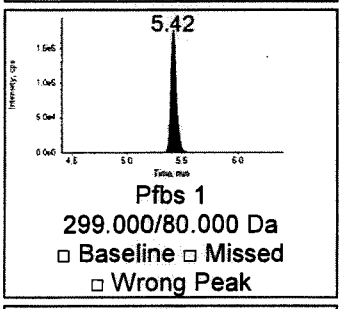

Pfbs 1
299.000/80.000 Da
□ Baseline □ Missed
□ Wrong Peak

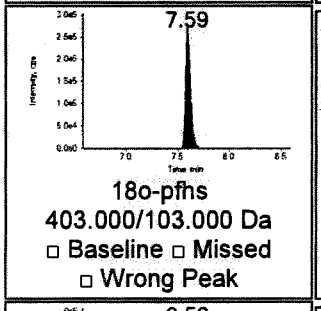

18o-pfhs
403.000/103.000 Da
□ Baseline □ Missed
□ Wrong Peak

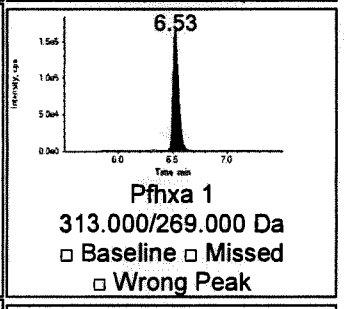

Pfhxa 1
313.000/269.000 Da
□ Baseline □ Missed
□ Wrong Peak

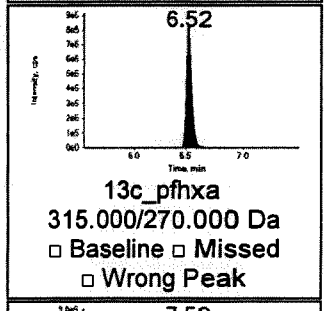

13c_pfhxa
315.000/270.000 Da
□ Baseline □ Missed
□ Wrong Peak

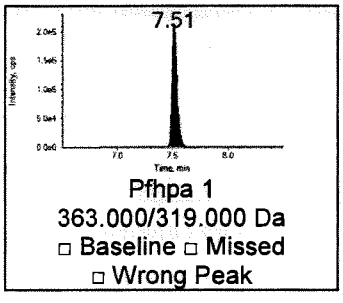

Pfhpa 1
363.000/319.000 Da
□ Baseline □ Missed
□ Wrong Peak

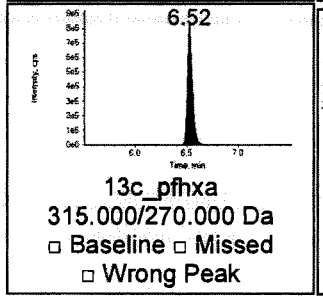

13c_pfhxa
315.000/270.000 Da
□ Baseline □ Missed
□ Wrong Peak

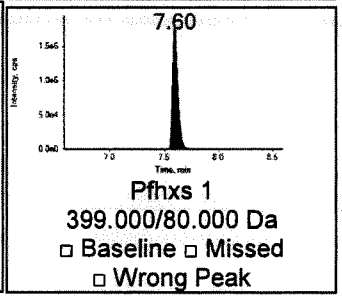

Pfhxs 1
399.000/80.000 Da
□ Baseline □ Missed
□ Wrong Peak

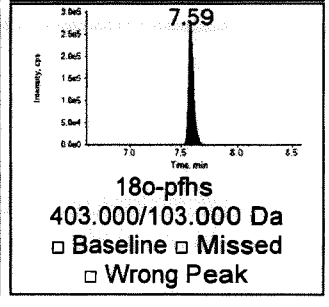

18o-pfhs
403.000/103.000 Da
□ Baseline □ Missed
□ Wrong Peak

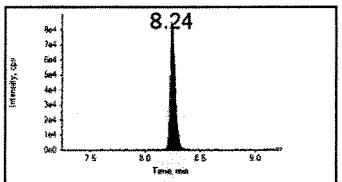

Pfoa 1
413.000/169.000 Da
□ Baseline □ Missed
□ Wrong Peak

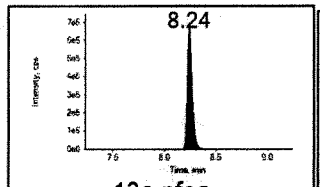

13c-pfoa
417.000/372.000 Da
□ Baseline □ Missed
□ Wrong Peak

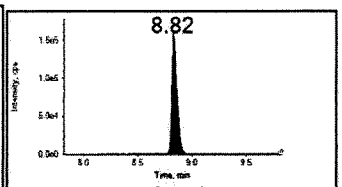

Pfna 1
463.000/419.000 Da
□ Baseline □ Missed
□ Wrong Peak

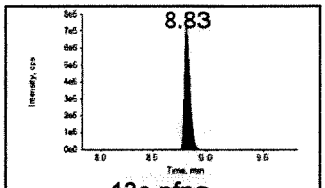

13c-pfna
468.000/423.000 Da
□ Baseline □ Missed
□ Wrong Peak

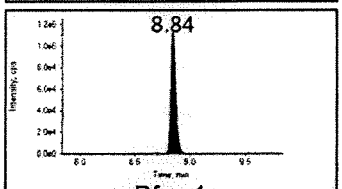

Pfos 1
499.000/80.000 Da
□ Baseline □ Missed
□ Wrong Peak

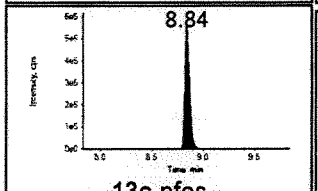

13c-pfos
503.000/80.000 Da
□ Baseline □ Missed
□ Wrong Peak

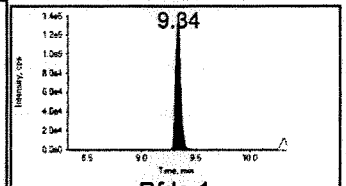

Pfda 1
513.000/469.000 Da
□ Baseline □ Missed
□ Wrong Peak

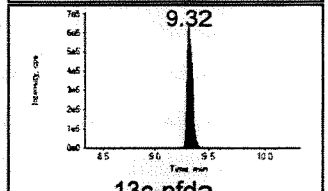

13c-pfda
515.000/470.000 Da
□ Baseline □ Missed
□ Wrong Peak

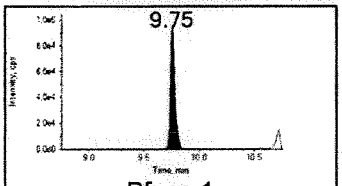

Pfuna 1
563.000/519.000 Da
□ Baseline □ Missed
□ Wrong Peak

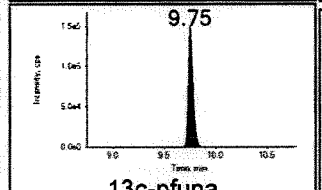

13c-pfuna
565.000/520.000 Da
□ Baseline □ Missed
□ Wrong Peak

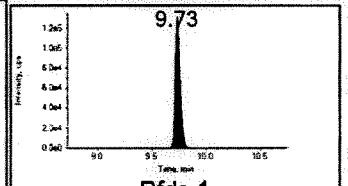

Pfds 1
599.000/80.000 Da
□ Baseline □ Missed
□ Wrong Peak

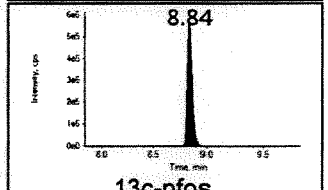

13c-pfos
503.000/80.000 Da
□ Baseline □ Missed
□ Wrong Peak

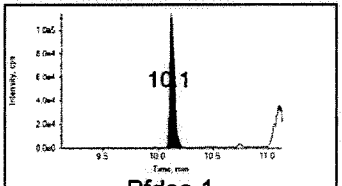

Pfdoa 1
613.000/569.000 Da
□ Baseline □ Missed
□ Wrong Peak

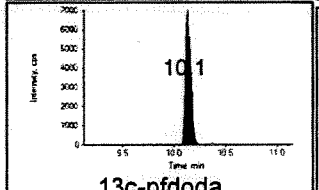

13c-pfdoda
615.000/570.000 Da
□ Baseline □ Missed
□ Wrong Peak

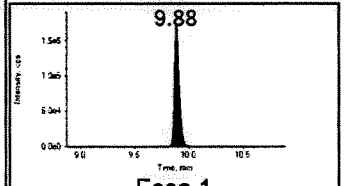

Fosa 1
498.000/78.000 Da
□ Baseline □ Missed
□ Wrong Peak

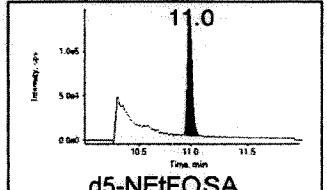

d5-NEtFOSA
531.000/169.000 Da
□ Baseline □ Missed
□ Wrong Peak

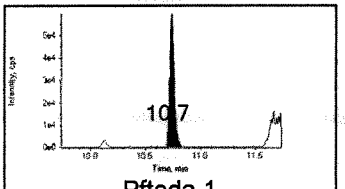

Pfteda 1
713.000/669.000 Da
□ Baseline □ Missed
□ Wrong Peak

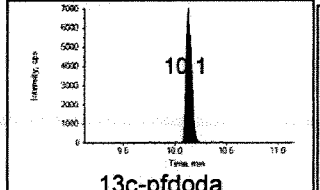

13c-pfdoda
615.000/570.000 Da
□ Baseline □ Missed
□ Wrong Peak

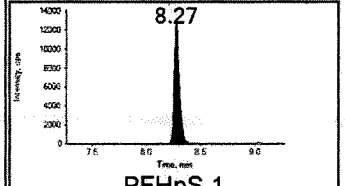

PFHpS 1
449.400/80.000 Da
□ Baseline □ Missed
□ Wrong Peak

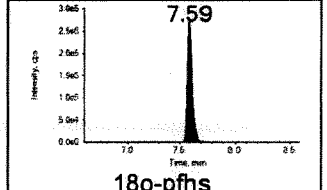

18o-pfhs
403.000/103.000 Da
□ Baseline □ Missed
□ Wrong Peak

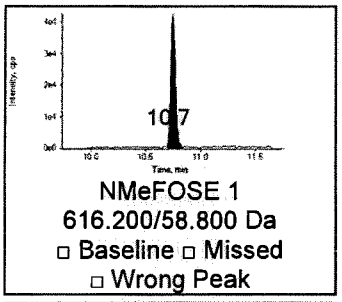

NMeFOSE 1
616.200/58.800 Da
□ Baseline □ Missed
□ Wrong Peak

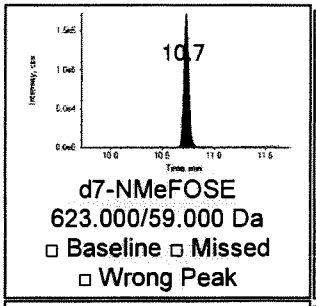

d7-NMeFOSE
623.000/59.000 Da
□ Baseline □ Missed
□ Wrong Peak

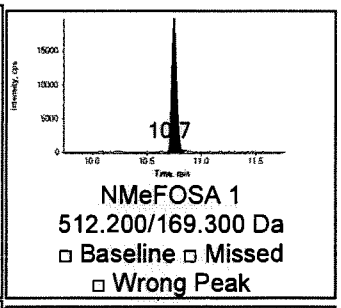

NMeFOSA 1
512.200/169.300 Da
□ Baseline □ Missed
□ Wrong Peak

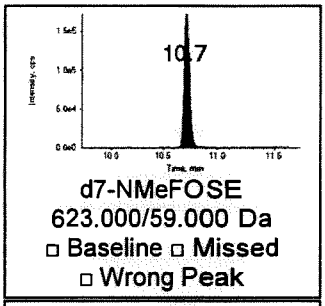

d7-NMeFOSE
623.000/59.000 Da
□ Baseline □ Missed
□ Wrong Peak

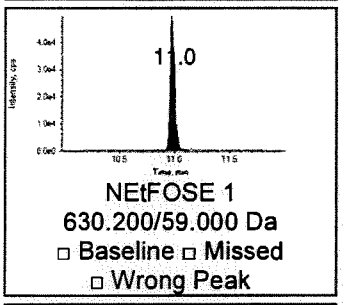

NEtFOSE 1
630.200/59.000 Da
□ Baseline □ Missed
□ Wrong Peak

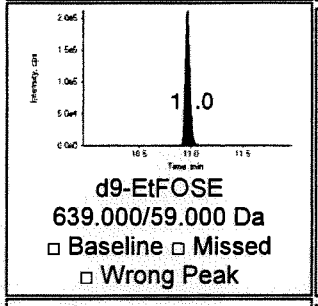

d9-EtFOSE
639.000/59.000 Da
□ Baseline □ Missed
□ Wrong Peak

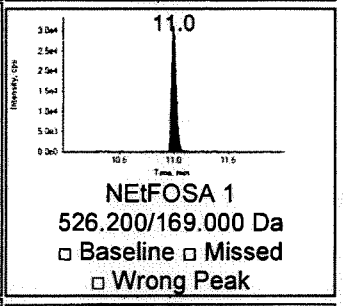

NEtFOSA 1
526.200/169.000 Da
□ Baseline □ Missed
□ Wrong Peak

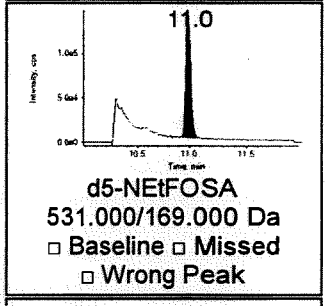

d5-NEtFOSA
531.000/169.000 Da
□ Baseline □ Missed
□ Wrong Peak

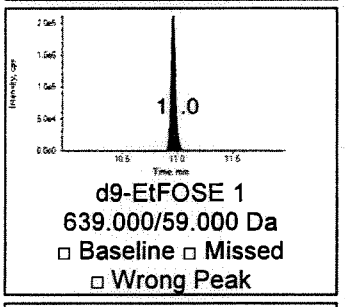

d9-EtFOSE 1
639.000/59.000 Da
□ Baseline □ Missed
□ Wrong Peak

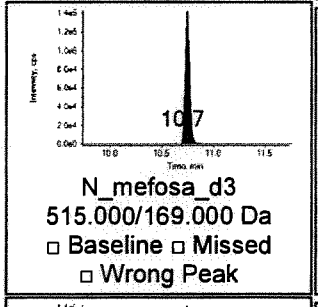

N_mefosa_d3
515.000/169.000 Da
□ Baseline □ Missed
□ Wrong Peak

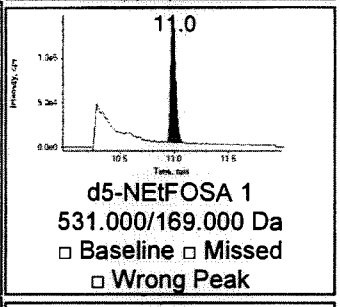

d5-NEtFOSA 1
531.000/169.000 Da
□ Baseline □ Missed
□ Wrong Peak

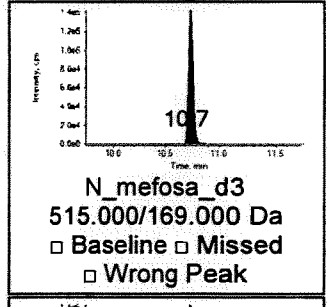

N_mefosa_d3
515.000/169.000 Da
□ Baseline □ Missed
□ Wrong Peak

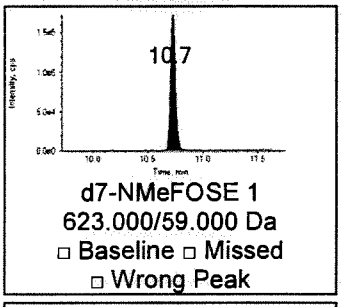

d7-NMeFOSE 1
623.000/59.000 Da
□ Baseline □ Missed
□ Wrong Peak

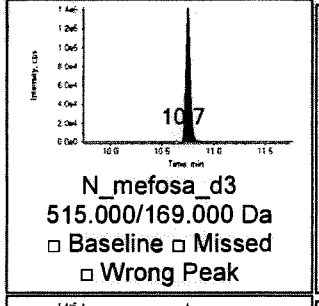

N_mefosa_d3
515.000/169.000 Da
□ Baseline □ Missed
□ Wrong Peak

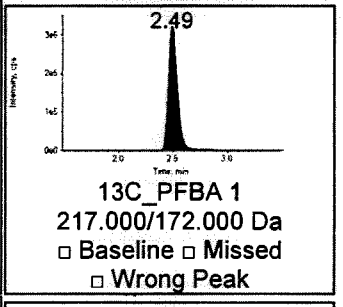

13C_PFBA 1
217.000/172.000 Da
□ Baseline □ Missed
□ Wrong Peak

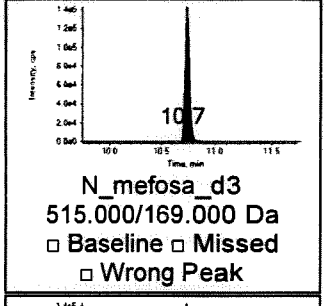

N_mefosa_d3
515.000/169.000 Da
□ Baseline □ Missed
□ Wrong Peak

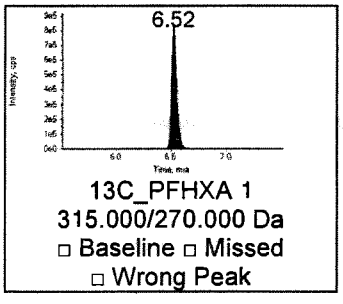

13C_PFHXA 1
315.000/270.000 Da
□ Baseline □ Missed
□ Wrong Peak

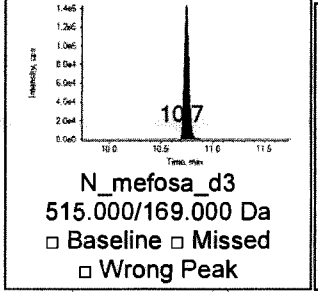

N_mefosa_d3
515.000/169.000 Da
□ Baseline □ Missed
□ Wrong Peak

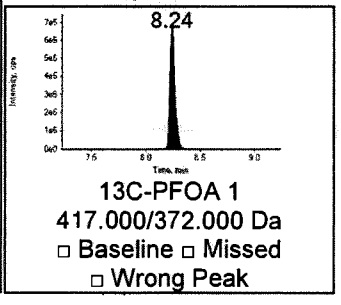

13C-PFOA 1
417.000/372.000 Da
□ Baseline □ Missed
□ Wrong Peak

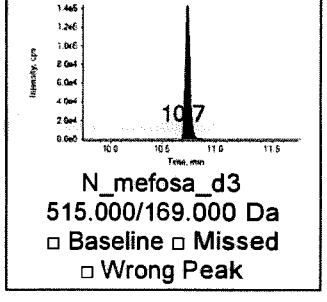

N_mefosa_d3
515.000/169.000 Da
□ Baseline □ Missed
□ Wrong Peak

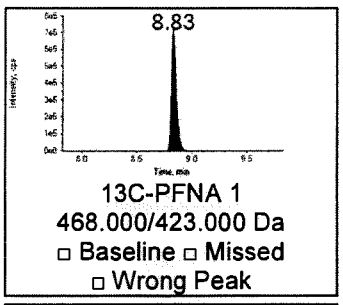

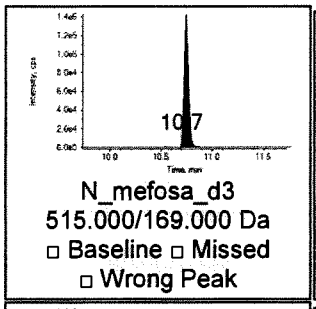

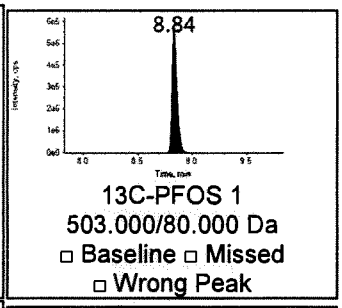

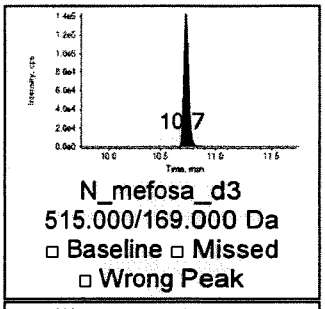

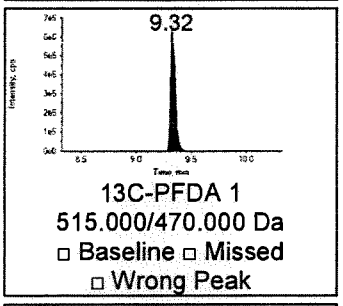

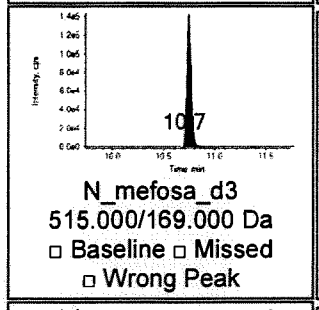

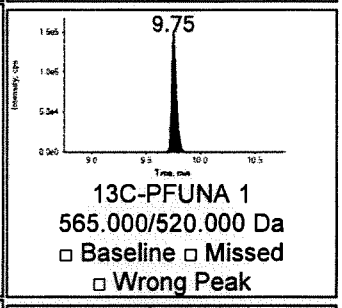

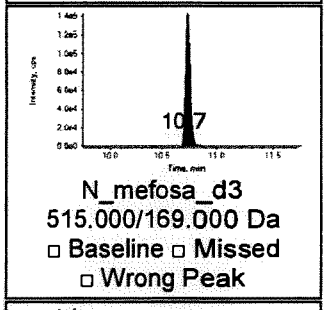

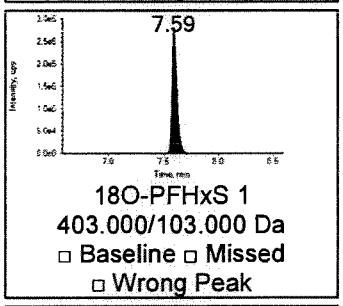

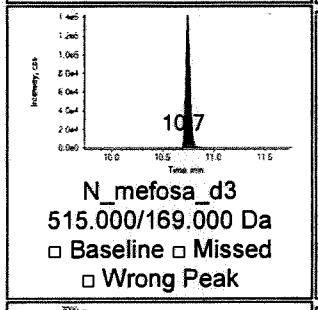

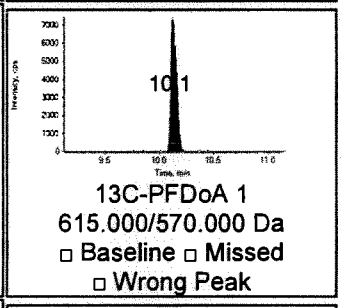

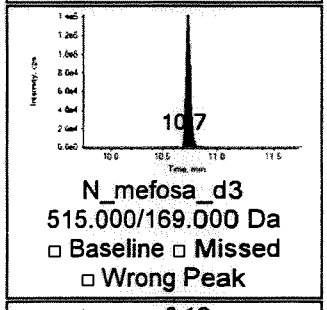

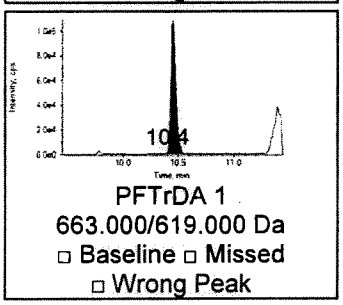

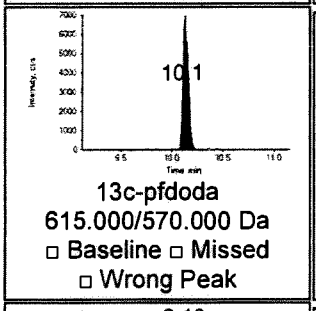

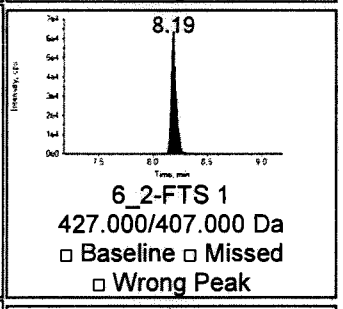

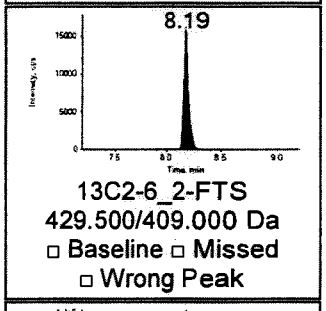

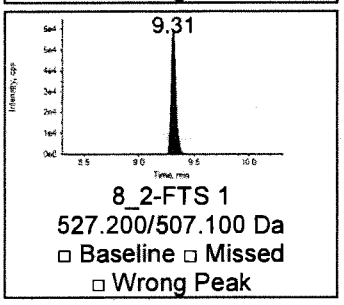

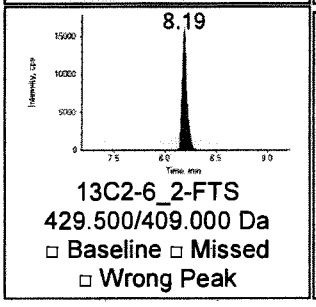

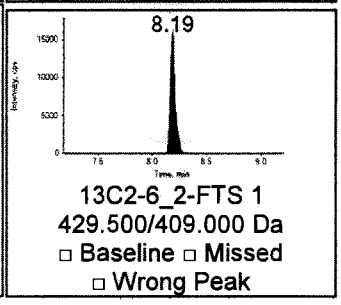

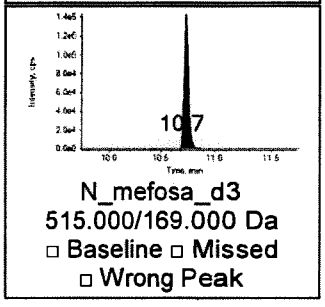

Ion Ratio Confirmation

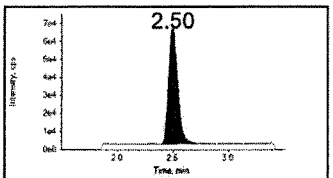

Pfba 2
Mod?
□ Baseline □ Missed
□ Wrong Peak

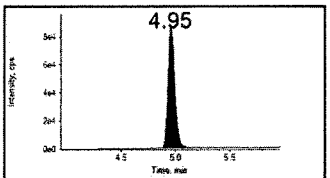

Pfpea 2
Mod?
□ Baseline □ Missed
□ Wrong Peak

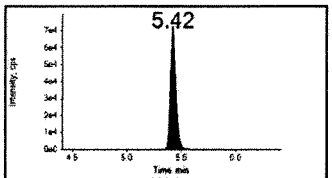

Pfbs 2
Mod?
□ Baseline □ Missed
□ Wrong Peak

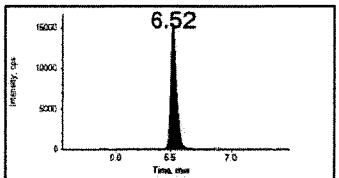

Pfhxa 2
Mod?
□ Baseline □ Missed
□ Wrong Peak

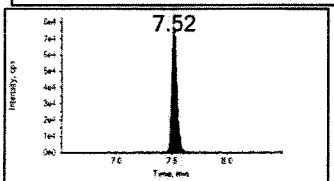

Pfhpa 2
Mod?
□ Baseline □ Missed
□ Wrong Peak

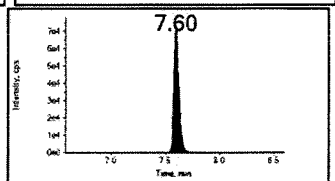

Pfhxs 2
Mod?
□ Baseline □ Missed
□ Wrong Peak

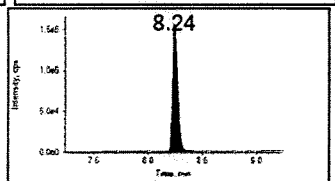

Pfoa 2
Mod?
□ Baseline □ Missed
□ Wrong Peak

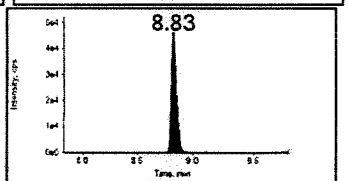

Pfna 2
Mod?
□ Baseline □ Missed
□ Wrong Peak

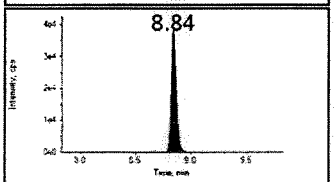

Pfos 2
Mod?
□ Baseline □ Missed
□ Wrong Peak

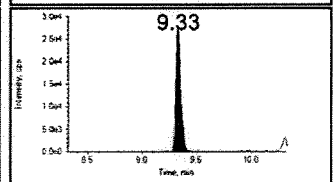

Pfda 2
Mod?
□ Baseline □ Missed
□ Wrong Peak

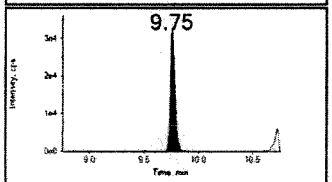

Pfuna 2
Mod?
□ Baseline □ Missed
□ Wrong Peak

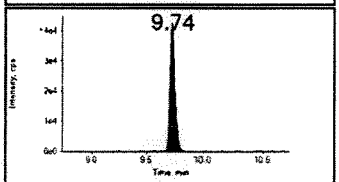

Pfds 2
Mod?
□ Baseline □ Missed
□ Wrong Peak

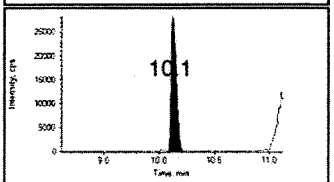

Pfdoa 2
Mod?
□ Baseline □ Missed
□ Wrong Peak

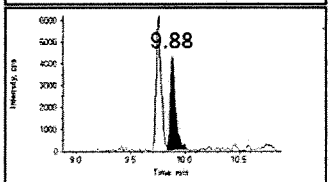

Fosa 2
Mod?
□ Baseline □ Missed
□ Wrong Peak

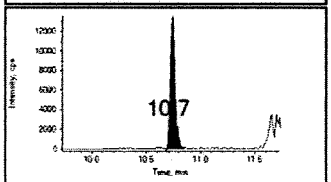

Pfteda 2
Mod?
□ Baseline □ Missed
□ Wrong Peak

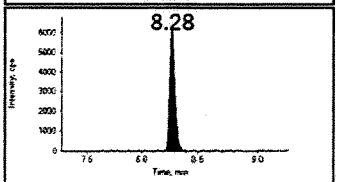

PFHpS 2
Mod?
□ Baseline □ Missed
□ Wrong Peak

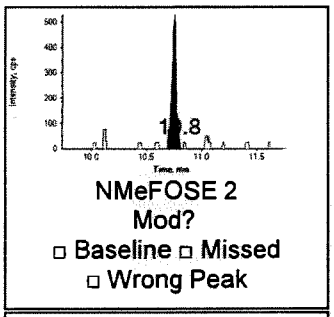
NMeFOSE 2
Mod?
□ Baseline □ Missed
□ Wrong Peak

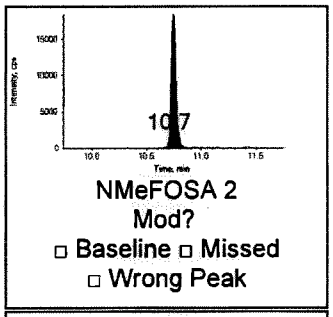
NMeFOSA 2
Mod?
□ Baseline □ Missed
□ Wrong Peak

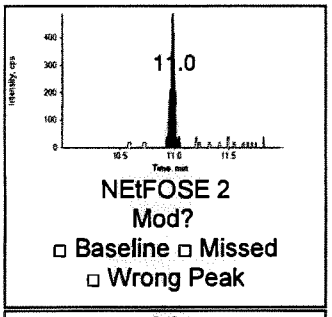
11.0
NEtFOSE 2
Mod?
□ Baseline □ Missed
□ Wrong Peak

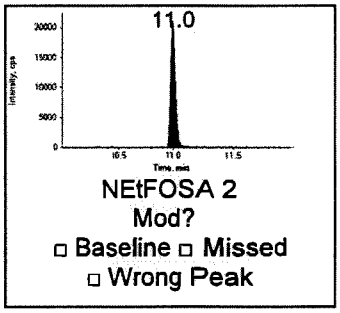
11.0
NEtFOSA 2
Mod?
□ Baseline □ Missed
□ Wrong Peak

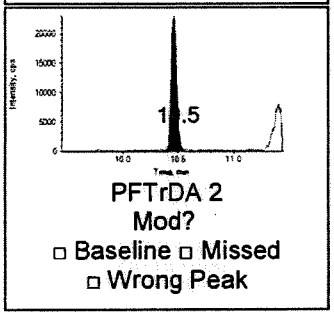
PFTrDA 2
Mod?
□ Baseline □ Missed
□ Wrong Peak

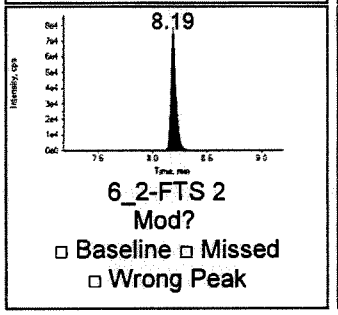
8.19
6_2-FTS 2
Mod?
□ Baseline □ Missed
□ Wrong Peak

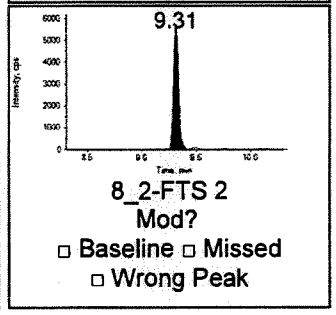
9.31
8_2-FTS 2
Mod?
□ Baseline □ Missed
□ Wrong Peak

Project	Ewan's Projects\PFCs
Data File	051116\1080.wiff
Result Table	051116.rdb
Instrument Name	LCMS02

Sample Name	IB	**Injection Volume**	10
Acquisition Date	5/12/2016 9:44:55 AM	**Sample Type**	Unknown
Acquisition Method	PFC_090315 schedule mrm.dam	**Dilution Factor**	1.00
Injection Vial	1	**Weight to Volume**	0.00

Results Summary

Analyte Name	IS Name	IS Area	Analyte RT (Exp RT)	Analyte Area	Calc. Conc (ng/mL)	Modified?
Pfba 1	13c_pfba	1910658	2.49 (2.50)	4954	0.0150	No
Pfpea 1	13c_pfhxa	2911146	0.00 (4.95)	0	N/A	No
Pfbs 1	18o-pfhs	968954	5.40 (5.41)	1531	0.0030	No
Pfhxa 1	13c_pfhxa	2911146	6.51 (6.51)	23824	0.0470	No
Pfhpa 1	13c_pfhxa	2911146	0.00 (7.50)	0	N/A	No
Pfhxs 1	18o-pfhs	968954	7.59 (7.59)	35832	0.0660	No
Pfoa 1	13c-pfoa	2279402	8.23 (8.24)	8238	0.0340	No
Pfna 1	13c-pfna	2605230	0.00 (8.82)	0	N/A	No
Pfos 1	13c-pfos	1876912	8.85 (8.84)	16175	0.0460	Yes ✓
Pfda 1	13c-pfda	2131534	0.00 (9.32)	0	N/A	No
Pfuna 1	13c-pfuna	461257	9.74 (9.75)	3256	0.0130	No
Pfds 1	13c-pfos	1876912	0.00 (9.73)	0	N/A	No
Pfdoa 1	13c-pfdoda	27152	10.10 (10.10)	1634	0.0060	No
Fosa 1	d5-NEtFOSA	444273	9.88 (9.89)	2724	0.0060	No
Pfteda 1	13c-pfdoda	27152	0.00 (10.70)	0	N/A	No
PFHpS 1	18o-pfhs	968954	0.00 (8.27)	0	N/A	No
NMeFOSE 1	d7-NMeFOSE	664597	0.00 (10.70)	0	N/A	No
NMeFOSA 1	d7-NMeFOSE	664597	0.00 (10.70)	0	N/A	No
NEtFOSE 1	d9-EtFOSE	664333	0.00 (11.00)	0	N/A	No
NEtFOSA 1	d5-NEtFOSA	444273	0.00 (11.00)	0	N/A	No

JUN 0 3 2016

Analyte Name	IS Name	IS Area	Analyte RT (Exp RT)	Analyte Area	Calc. Conc (ng/mL)	Modified?
d9-EtFOSE 1	N_mefosa_d3	437384	11.00 (11.00)	664333	4.6300	No
d5-NEtFOSA 1	N_mefosa_d3	437384	11.00 (11.00)	444273	4.8250	No
d7-NMeFOSE 1	N_mefosa_d3	437384	10.70 (10.70)	664597	5.9620	No
13C_PFBA 1	N_mefosa_d3	437384	2.49 (2.49)	1910658	4.9500	No
13C_PFHXA 1	N_mefosa_d3	437384	6.51 (6.52)	2911146	5.2200	No
13C-PFOA 1	N_mefosa_d3	437384	8.23 (8.24)	2279402	5.2400	No
13C-PFNA 1	N_mefosa_d3	437384	8.83 (8.83)	2605230	5.4160	No
13C-PFOS 1	N_mefosa_d3	437384	8.84 (8.84)	1876912	5.1370	No
13C-PFDA 1	N_mefosa_d3	437384	9.32 (9.33)	2131534	5.0610	No
13C-PFUNA 1	N_mefosa_d3	437384	9.75 (9.76)	461257	5.1680	No
18O-PFHxS 1	N_mefosa_d3	437384	7.59 (7.59)	968954	5.1320	No
13C-PFDoA 1	N_mefosa_d3	437384	10.10 (10.10)	27064	4.7040	No
PFTrDA 1	13c-pfdoda	27152	0.00 (10.50)	0	N/A	Yes
6_2-FTS 1	13C2-6_2-FTS	48265	8.19 (8.18)	11579	0.0680	No
8_2-FTS 1	13C2-6_2-FTS	48265	0.00 (9.30)	0	N/A	Yes
13C2-6_2-FTS 1	N_mefosa_d3	437384	8.18 (8.19)	48265	5.3390	No

IRC Summary

Analyte Peak Name	RT (Exp RT)	Area	Modified?	Calc (Exp) MRM Ratio	Ratio Confirms ID
Pfba 2	2.49 (2.50)	4033	No	0.81 (0.99)	YES
Pfpea 2	0.00 (4.95)	0	No	0.00 (1.00)	No
Pfbs 2	0.00 (5.41)	0	No	0.00 (0.41)	No
Pfhxa 2	6.51 (6.51)	2127	No	0.09 (0.09)	YES
Pfhpa 2	0.00 (7.50)	0	No	0.00 (0.38)	No
Pfhxs 2	7.58 (7.59)	12621	No	0.35 (0.40)	YES
Pfoa 2	8.24 (8.24)	12661	No	1.54 (1.87)	YES
Pfna 2	0.00 (8.83)	0	No	0.00 (0.28)	No

Analyte Peak Name	RT (Exp RT)	Area	Modified?	Calc (Exp) MRM Ratio	Ratio Confirms ID
Pfos 2	8.83 (8.84)	2263	No	0.14 (0.34)	No
Pfda 2	9.33 (9.32)	452	No	0.00 (0.19)	No
Pfuna 2	0.00 (9.75)	0	No	0.00 (0.33)	No
Pfds 2	0.00 (9.73)	0	No	0.00 (0.29)	No
Pfdoa 2	0.00 (10.10)	0	No	0.00 (0.30)	No
Fosa 2	0.00 (9.88)	0	No	0.00 (0.03)	No
Pfteda 2	0.00 (10.70)	0	No	0.00 (0.22)	No
PFHpS 2	0.00 (8.27)	0	No	0.00 (0.41)	No
NMeFOSE 2	0.00 (10.70)	0	No	0.00 (0.01)	No
NMeFOSA 2	0.00 (10.70)	0	No	0.00 (0.99)	No
NEtFOSE 2	0.00 (11.00)	0	No	0.00 (0.00)	No
NEtFOSA 2	0.00 (11.00)	0	No	0.00 (0.67)	No
PFTrDA 2	0.00 (10.50)	0	No	0.00 (0.22)	No
6_2-FTS 2	8.18 (8.18)	15654	No	1.35 (1.28)	YES
8_2-FTS 2	0.00 (9.30)	0	No	0.00 (0.10)	No

Quantitative Peak Review **IB** ***No data for Sample ID***

	File Name	Sample Type	Analyte Peak Name	Analyte Peak Area (counts)	Analyte Concentration (ng/mL)	Analyte Retention Time (min)	IS Peak Name	IS Peak Area (counts)	IS Concentration (ng/mL)
4310	051116\1080.wiff	Unknown	Pfpea 1	0.0000	N/A	0.00	13c_pfhxa	2911100.	5.0000
4311	051116\1080.wiff	Unknown	Pfpea 2	0.0000	N/A	0.00	13c_pfhxa	2911100.	5.0000
4312	051116\1080.wiff	Unknown	Pfbs 1	1530.6	N/A	5.40	18o-pfhs	968950.	5.0000
4313	051116\1080.wiff	Unknown	Pfbs 2	0.0000	N/A	0.00	18o-pfhs	968950.	5.0000
4314	051116\1080.wiff	Unknown	Pfhxa 1	23824.	N/A	6.51	13c_pfhxa	2911100.	5.0000
4315	051116\1080.wiff	Unknown	Pfhxa 2	2126.6	N/A	6.51	13c_pfhxa	2911100.	5.0000
4316	051116\1080.wiff	Unknown	Pfhpa 1	0.0000	N/A	0.00	13c_pfhxa	2911100.	5.0000
4317	051116\1080.wiff	Unknown	Pfhpa 2	0.0000	N/A	0.00	13c_pfhxa	2911100.	5.0000
4318	051116\1080.wiff	Unknown	Pfhxs 1	35832.	N/A	7.59	18o-pfhs	968950.	5.0000
4319	051116\1080.wiff	Unknown	Pfhxs 2	12621.	N/A	7.58	18o-pfhs	968950.	5.0000
4320	051116\1080.wiff	Unknown	Pfoa 1	8237.9	N/A	8.23	13c-pfoa	2279400.	5.0000
4321	051116\1080.wiff	Unknown	Pfoa 2	12661.	N/A	8.24	13c-pfoa	2279400.	5.0000
4322	051116\1080.wiff	Unknown	Pfna 1	0.0000	N/A	0.00	13c-pfna	2605200.	5.0000
4323	051116\1080.wiff	Unknown	Pfna 2	0.0000	N/A	0.00	13c-pfna	2605200.	5.0000

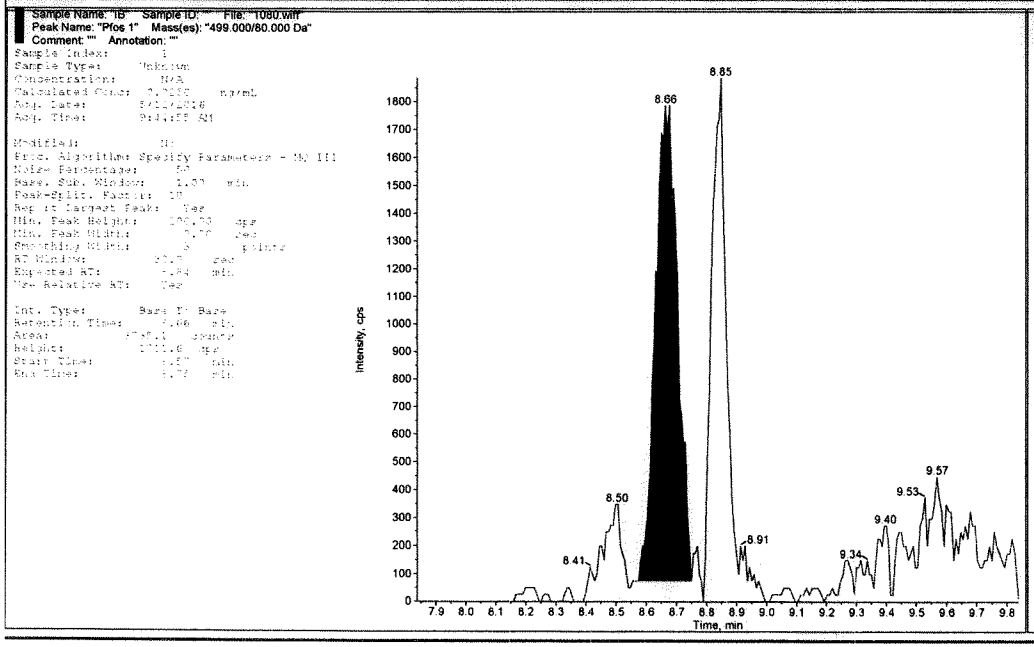

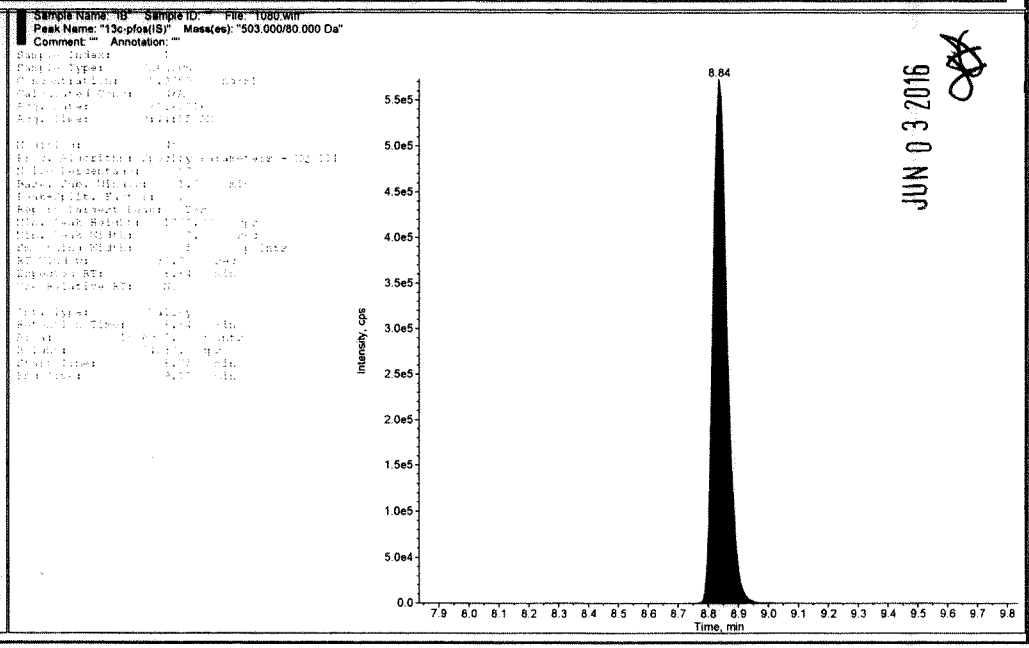

JUN 0 3 2016

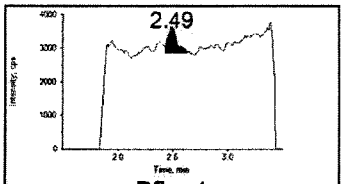

Pfba 1
213.000/169.000 Da
□ Baseline □ Missed
□ Wrong Peak

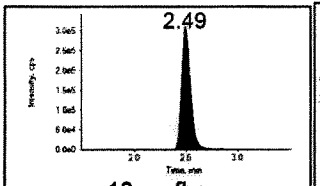

13c_pfba
217.000/172.000 Da
□ Baseline □ Missed
□ Wrong Peak

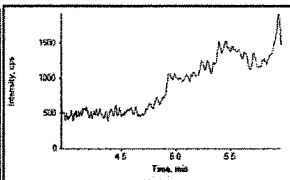

Pfpea 1
263.000/219.000 Da
□ Baseline □ Missed
□ Wrong Peak

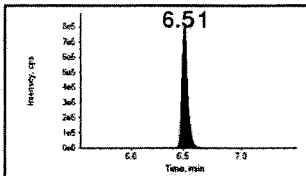

13c_pfhxa
315.000/270.000 Da
□ Baseline □ Missed
□ Wrong Peak

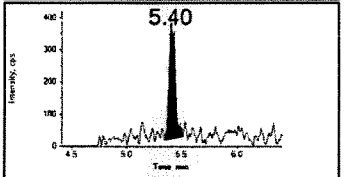

Pfbs 1
299.000/80.000 Da
□ Baseline □ Missed
□ Wrong Peak

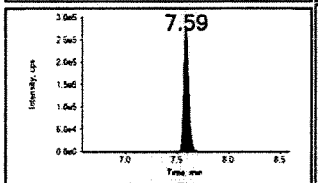

18o-pfhs
403.000/103.000 Da
□ Baseline □ Missed
□ Wrong Peak

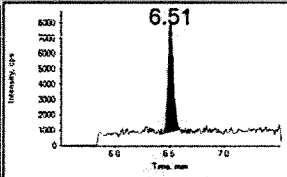

Pfhxa 1
313.000/269.000 Da
□ Baseline □ Missed
□ Wrong Peak

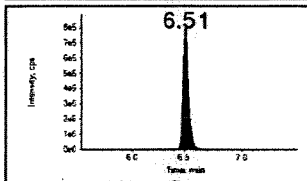

13c_pfhxa
315.000/270.000 Da
□ Baseline □ Missed
□ Wrong Peak

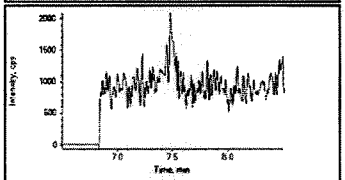

Pfhpa 1
363.000/319.000 Da
□ Baseline □ Missed
□ Wrong Peak

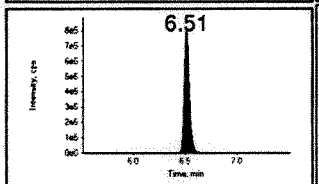

13c_pfhxa
315.000/270.000 Da
□ Baseline □ Missed
□ Wrong Peak

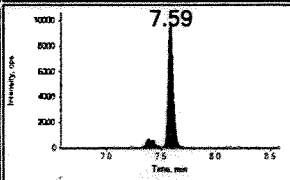

Pfhxs 1
399.000/80.000 Da
□ Baseline □ Missed
□ Wrong Peak

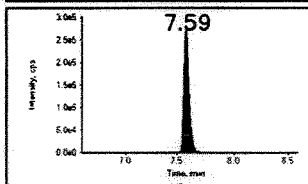

18o-pfhs
403.000/103.000 Da
□ Baseline □ Missed
□ Wrong Peak

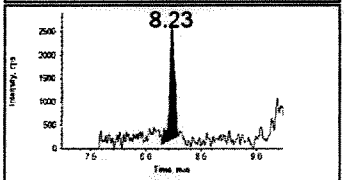

Pfoa 1
413.000/169.000 Da
□ Baseline □ Missed
□ Wrong Peak

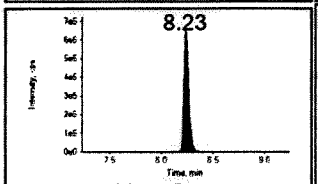

13c-pfoa
417.000/372.000 Da
□ Baseline □ Missed
□ Wrong Peak

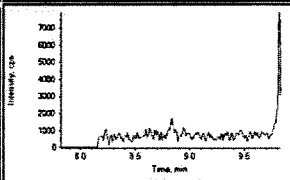

Pfna 1
463.000/419.000 Da
□ Baseline □ Missed
□ Wrong Peak

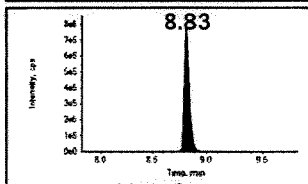

13c-pfna
468.000/423.000 Da
□ Baseline □ Missed
□ Wrong Peak

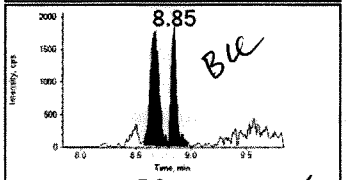

Pfos 1
499.000/80.000 Da
□ Baseline □ Missed
□ Wrong Peak

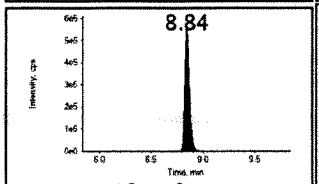

13c-pfos
503.000/80.000 Da
□ Baseline □ Missed
□ Wrong Peak

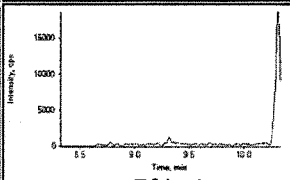

Pfda 1
513.000/469.000 Da
□ Baseline □ Missed
□ Wrong Peak

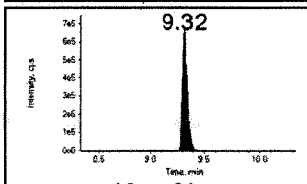

13c-pfda
515.000/470.000 Da
□ Baseline □ Missed
□ Wrong Peak

JUN 0 3 2016

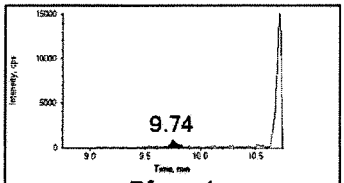

Pfuna 1
563.000/519.000 Da
□ Baseline □ Missed
□ Wrong Peak

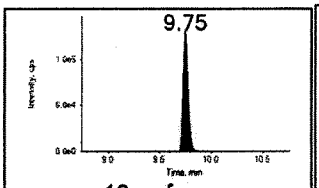

13c-pfuna
565.000/520.000 Da
□ Baseline □ Missed
□ Wrong Peak

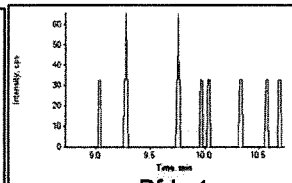

Pfds 1
599.000/80.000 Da
□ Baseline □ Missed
□ Wrong Peak

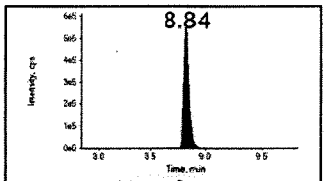

13c-pfos
503.000/80.000 Da
□ Baseline □ Missed
□ Wrong Peak

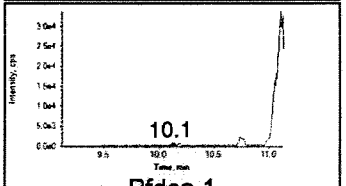

Pfdoa 1
613.000/569.000 Da
□ Baseline □ Missed
□ Wrong Peak

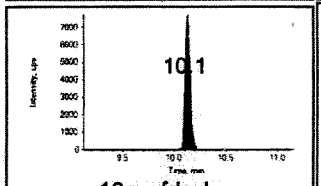

13c-pfdoda
615.000/570.000 Da
□ Baseline □ Missed
□ Wrong Peak

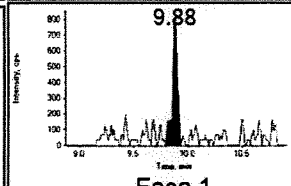

Fosa 1
498.000/78.000 Da
□ Baseline □ Missed
□ Wrong Peak

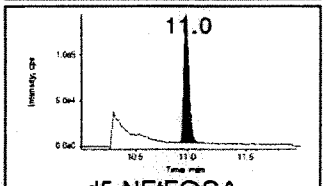

d5-NEtFOSA
531.000/169.000 Da
□ Baseline □ Missed
□ Wrong Peak

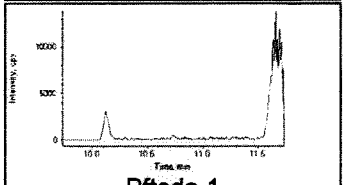

Pfteda 1
713.000/669.000 Da
□ Baseline □ Missed
□ Wrong Peak

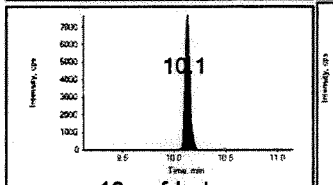

13c-pfdoda
615.000/570.000 Da
□ Baseline □ Missed
□ Wrong Peak

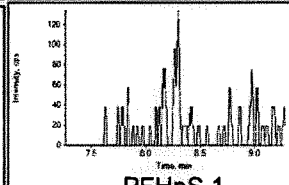

PFHpS 1
449.400/80.000 Da
□ Baseline □ Missed
□ Wrong Peak

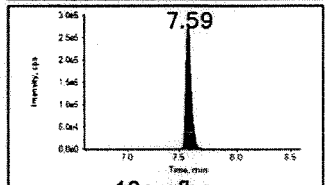

18o-pfhs
403.000/103.000 Da
□ Baseline □ Missed
□ Wrong Peak

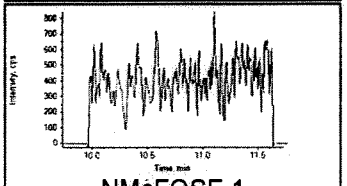

NMeFOSE 1
616.200/58.800 Da
□ Baseline □ Missed
□ Wrong Peak

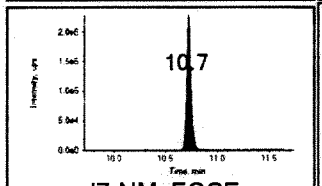

d7-NMeFOSE
623.000/59.000 Da
□ Baseline □ Missed
□ Wrong Peak

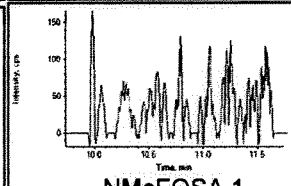

NMeFOSA 1
512.200/169.300 Da
□ Baseline □ Missed
□ Wrong Peak

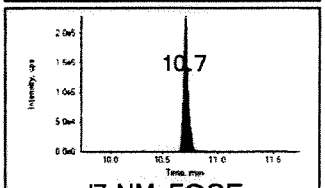

d7-NMeFOSE
623.000/59.000 Da
□ Baseline □ Missed
□ Wrong Peak

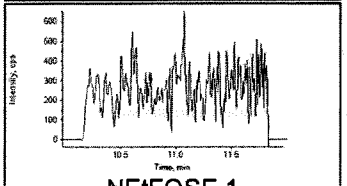

NEtFOSE 1
630.200/59.000 Da
□ Baseline □ Missed
□ Wrong Peak

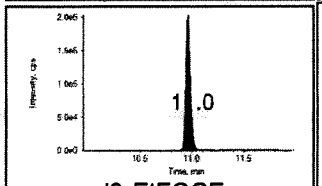

d9-EtFOSE
639.000/59.000 Da
□ Baseline □ Missed
□ Wrong Peak

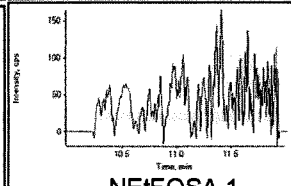

NEtFOSA 1
526.200/169.000 Da
□ Baseline □ Missed
□ Wrong Peak

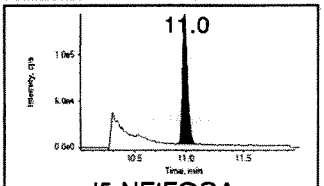

d5-NEtFOSA
531.000/169.000 Da
□ Baseline □ Missed
□ Wrong Peak

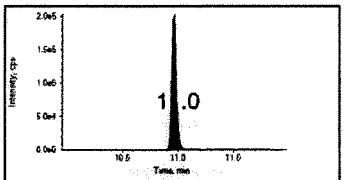

d9-EtFOSE 1
639.000/59.000 Da
□ Baseline □ Missed
□ Wrong Peak

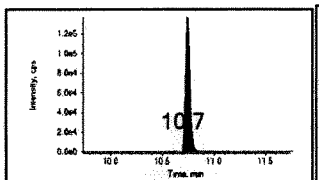

N_mefosa_d3
515.000/169.000 Da
□ Baseline □ Missed
□ Wrong Peak

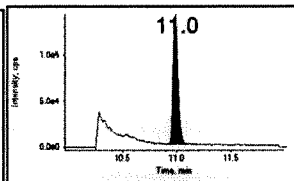

d5-NEtFOSA 1
531.000/169.000 Da
□ Baseline □ Missed
□ Wrong Peak

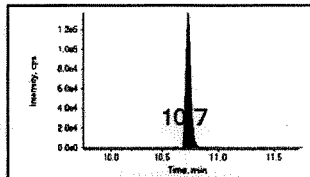

N_mefosa_d3
515.000/169.000 Da
□ Baseline □ Missed
□ Wrong Peak

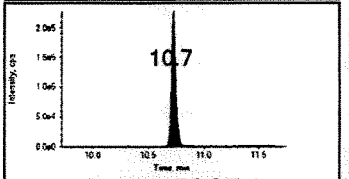

d7-NMeFOSE 1
623.000/59.000 Da
□ Baseline □ Missed
□ Wrong Peak

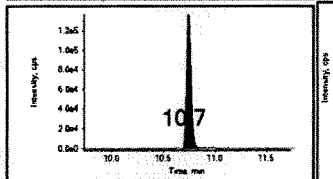

N_mefosa_d3
515.000/169.000 Da
□ Baseline □ Missed
□ Wrong Peak

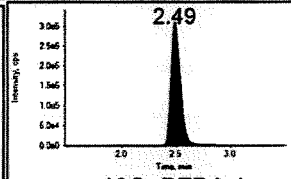

13C_PFBA 1
217.000/172.000 Da
□ Baseline □ Missed
□ Wrong Peak

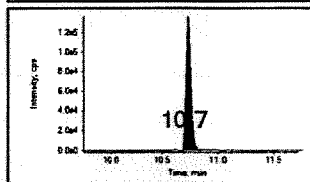

N_mefosa_d3
515.000/169.000 Da
□ Baseline □ Missed
□ Wrong Peak

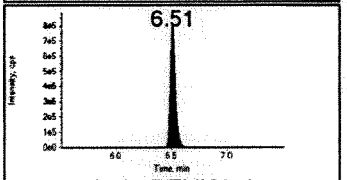

13C_PFHXA 1
315.000/270.000 Da
□ Baseline □ Missed
□ Wrong Peak

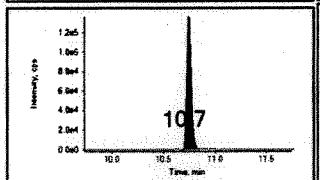

N_mefosa_d3
515.000/169.000 Da
□ Baseline □ Missed
□ Wrong Peak

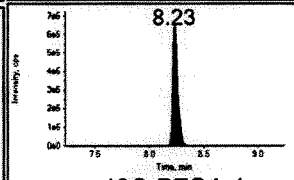

13C-PFOA 1
417.000/372.000 Da
□ Baseline □ Missed
□ Wrong Peak

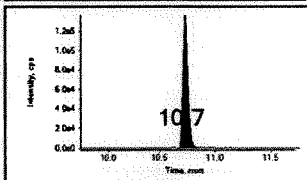

N_mefosa_d3
515.000/169.000 Da
□ Baseline □ Missed
□ Wrong Peak

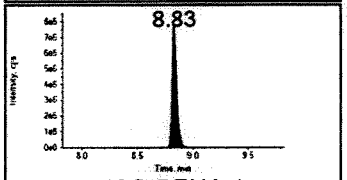

13C-PFNA 1
468.000/423.000 Da
□ Baseline □ Missed
□ Wrong Peak

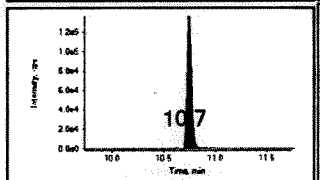

N_mefosa_d3
515.000/169.000 Da
□ Baseline □ Missed
□ Wrong Peak

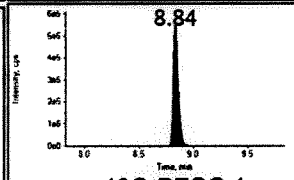

13C-PFOS 1
503.000/80.000 Da
□ Baseline □ Missed
□ Wrong Peak

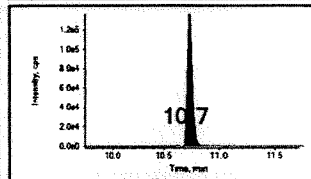

N_mefosa_d3
515.000/169.000 Da
□ Baseline □ Missed
□ Wrong Peak

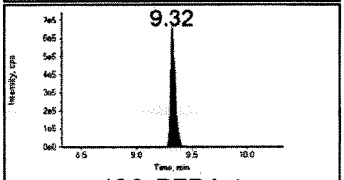

13C-PFDA 1
515.000/470.000 Da
□ Baseline □ Missed
□ Wrong Peak

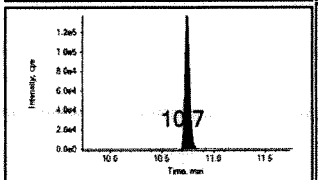

N_mefosa_d3
515.000/169.000 Da
□ Baseline □ Missed
□ Wrong Peak

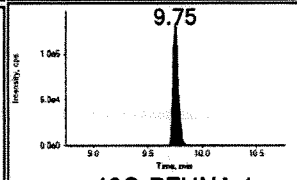

13C-PFUNA 1
565.000/520.000 Da
□ Baseline □ Missed
□ Wrong Peak

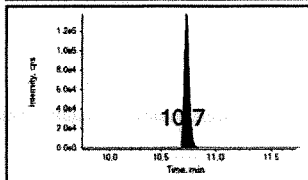

N_mefosa_d3
515.000/169.000 Da
□ Baseline □ Missed
□ Wrong Peak

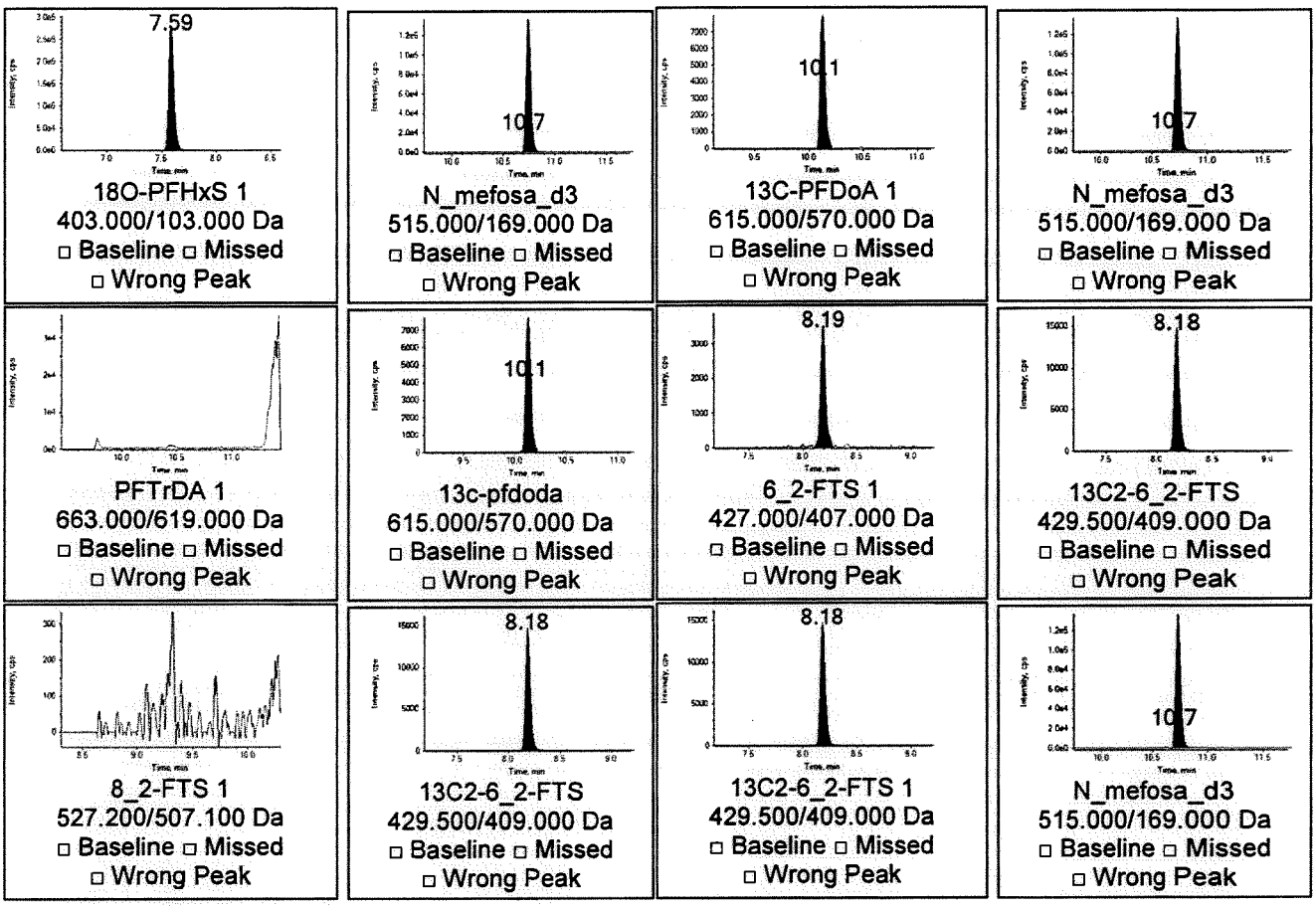

Ion Ratio Confirmation

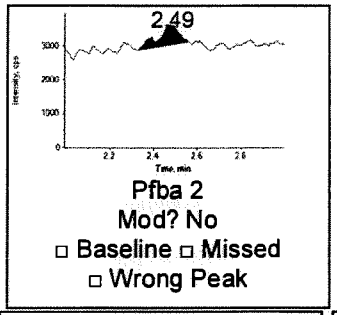

Pfba 2
Mod? No
□ Baseline □ Missed
□ Wrong Peak

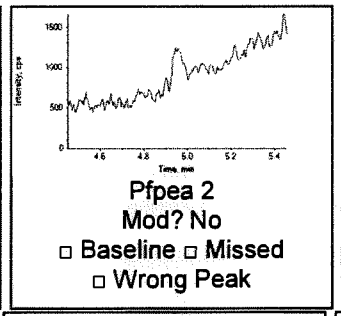

Pfpea 2
Mod? No
□ Baseline □ Missed
□ Wrong Peak

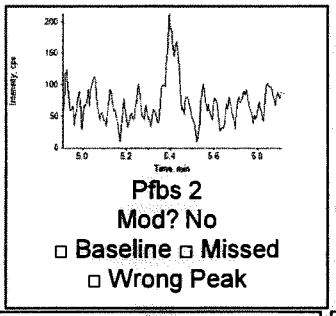

Pfbs 2
Mod? No
□ Baseline □ Missed
□ Wrong Peak

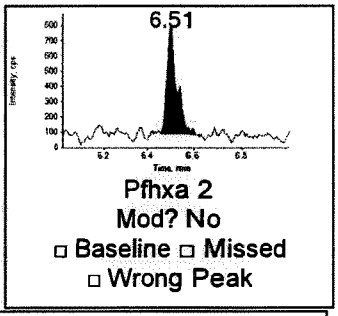

Pfhxa 2
Mod? No
□ Baseline □ Missed
□ Wrong Peak

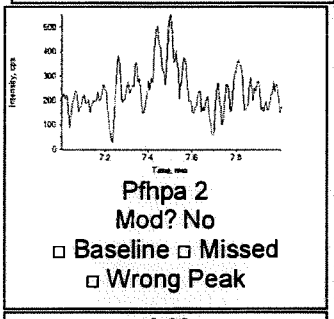

Pfhpa 2
Mod? No
□ Baseline □ Missed
□ Wrong Peak

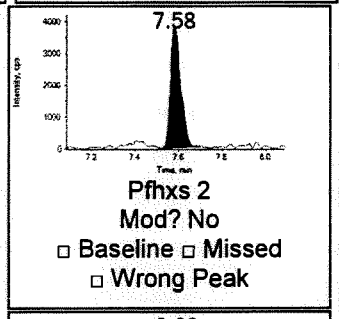

Pfhxs 2
Mod? No
□ Baseline □ Missed
□ Wrong Peak

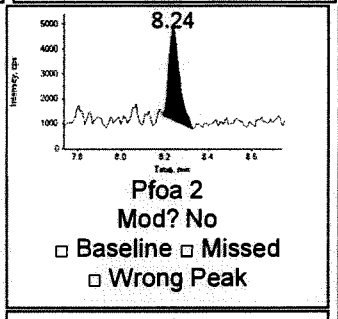

Pfoa 2
Mod? No
□ Baseline □ Missed
□ Wrong Peak

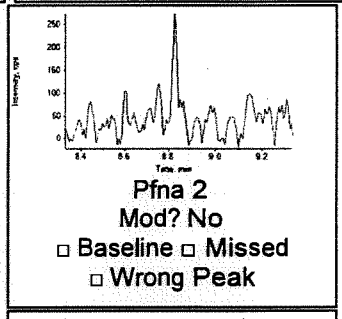

Pfna 2
Mod? No
□ Baseline □ Missed
□ Wrong Peak

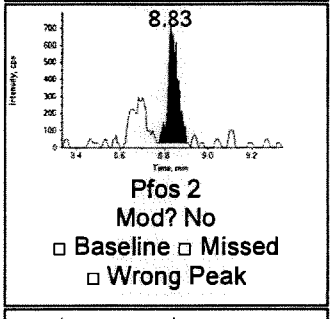

Pfos 2
Mod? No
□ Baseline □ Missed
□ Wrong Peak

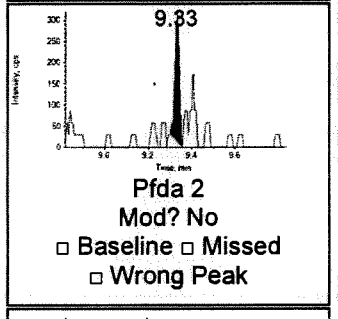

Pfda 2
Mod? No
□ Baseline □ Missed
□ Wrong Peak

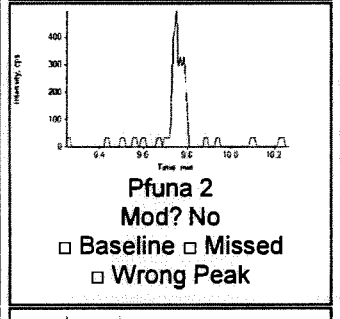

Pfuna 2
Mod? No
□ Baseline □ Missed
□ Wrong Peak

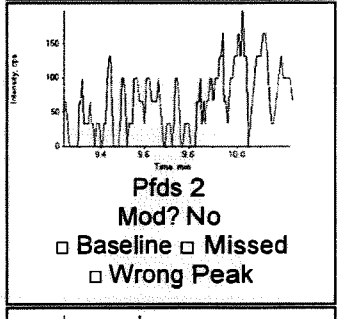

Pfds 2
Mod? No
□ Baseline □ Missed
□ Wrong Peak

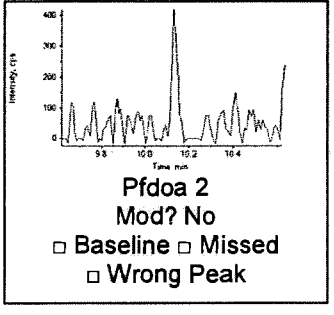

Pfdoa 2
Mod? No
□ Baseline □ Missed
□ Wrong Peak

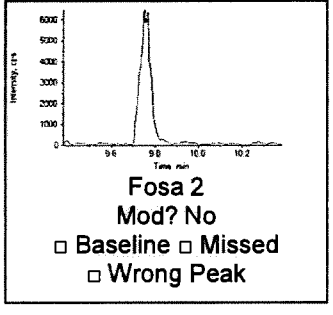

Fosa 2
Mod? No
□ Baseline □ Missed
□ Wrong Peak

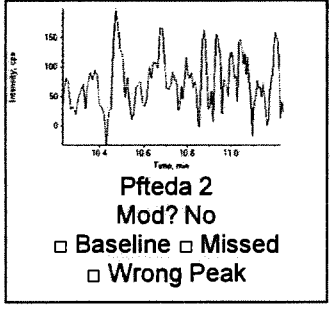

Pfteda 2
Mod? No
□ Baseline □ Missed
□ Wrong Peak

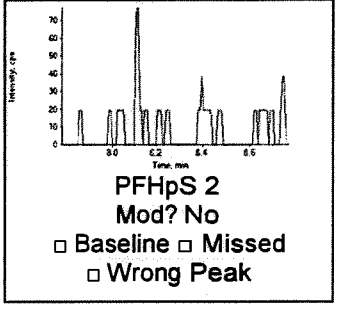

PFHpS 2
Mod? No
□ Baseline □ Missed
□ Wrong Peak

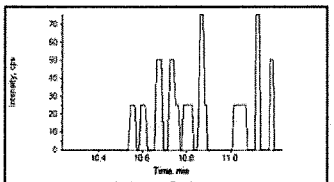

NMeFOSE 2
Mod? No
□ Baseline □ Missed
□ Wrong Peak

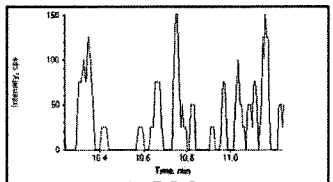

NMeFOSA 2
Mod? No
□ Baseline □ Missed
□ Wrong Peak

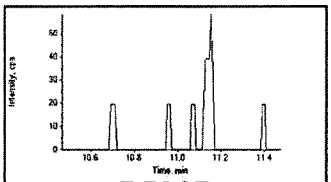

NEtFOSE 2
Mod? No
□ Baseline □ Missed
□ Wrong Peak

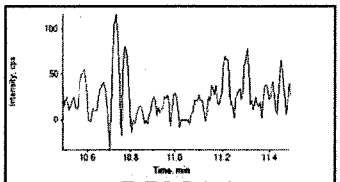

NEtFOSA 2
Mod? No
□ Baseline □ Missed
□ Wrong Peak

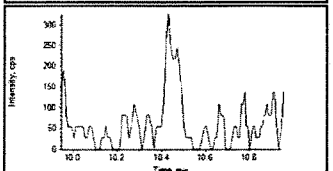

PFTrDA 2
Mod? No
□ Baseline □ Missed
□ Wrong Peak

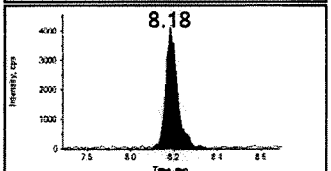

6_2-FTS 2
Mod? No
□ Baseline □ Missed
□ Wrong Peak

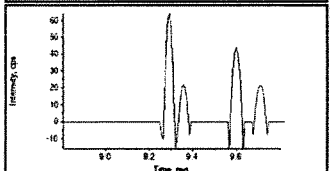

8_2-FTS 2
Mod? No
□ Baseline □ Missed
□ Wrong Peak

Project	Ewan's Projects\PFCs
Data File	051116\1081.wiff
Result Table	051116.rdb
Instrument Name	LCMS02

Sample Name	IB	**Injection Volume**	10
Acquisition Date	5/12/2016 11:31:28 AM	**Sample Type**	Unknown
Acquisition Method	PFC_090315 schedule mrm.dam	**Dilution Factor**	1.00
Injection Vial	1	**Weight to Volume**	0.00

Results Summary

Analyte Name	IS Name	IS Area	Analyte RT (Exp RT)	Analyte Area	Calc. Conc (ng/mL)	Modified?
Pfba 1	13c_pfba	1902208	0.00 (2.57)	0	N/A	No
Pfpea 1	13c_pfhxa	2782150	0.00 (4.99)	0	N/A	No
Pfbs 1	18o-pfhs	926594	5.47 (5.44)	1403	0.0030	No
Pfhxa 1	13c_pfhxa	2782150	0.00 (6.56)	0 ✓	N/A	Yes
Pfhpa 1	13c_pfhxa	2782150	0.00 (7.56)	0	N/A	No
Pfhxs 1	18o-pfhs	926594	7.62 (7.62)	31470	0.0600	No
Pfoa 1	13c-pfoa	2208338	8.27 (8.27)	4988	0.0210	No
Pfna 1	13c-pfna	2363016	0.00 (8.85)	0	N/A	No
Pfos 1	13c-pfos	1798035	8.86 (8.86)	18053	0.0540	Yes ✓
Pfda 1	13c-pfda	2033894	9.35 (9.35)	2624	0.0070	No
Pfuna 1	13c-pfuna	481161	9.78 (9.77)	3814	0.0150	No
Pfds 1	13c-pfos	1798035	0.00 (9.76)	0	N/A	No
Pfdoa 1	13c-pfdoda	33447	0.00 (10.20)	0	N/A	No
Fosa 1	d5-NEtFOSA	419443	9.89 (9.89)	3260	0.0070	No
Pfteda 1	13c-pfdoda	33447	10.80 (10.80)	1105	0.0050	No
PFHpS 1	18o-pfhs	926594	0.00 (8.30)	0	N/A	No
NMeFOSE 1	d7-NMeFOSE	666534	0.00 (10.70)	0 ✓	N/A	Yes
NMeFOSA 1	d7-NMeFOSE	666534	0.00 (10.70)	0	N/A	No
NEtFOSE 1	d9-EtFOSE	746463	0.00 (11.00)	0	N/A	No
NEtFOSA 1	d5-NEtFOSA	419443	0.00 (11.00)	0	N/A	No

JUN 0 3 2016

Analyte Name	IS Name	IS Area	Analyte RT (Exp RT)	Analyte Area	Calc. Conc (ng/mL)	Modified?
d9-EtFOSE 1	N_mefosa_d3	415868	11.00 (11.00)	746463	5.4720	No
d5-NEtFOSA 1	N_mefosa_d3	415868	11.00 (11.00)	419443	4.7910	No
d7-NMeFOSE 1	N_mefosa_d3	415868	10.70 (10.70)	666534	6.2890	No
13C_PFBA 1	N_mefosa_d3	415868	2.56 (2.49)	1902208	5.1830	No
13C_PFHXA 1	N_mefosa_d3	415868	6.56 (6.52)	2782150	5.2470	No
13C-PFOA 1	N_mefosa_d3	415868	8.26 (8.24)	2208338	5.3400	No
13C-PFNA 1	N_mefosa_d3	415868	8.85 (8.83)	2363016	5.1670	No
13C-PFOS 1	N_mefosa_d3	415868	8.86 (8.84)	1798035	5.1760	No
13C-PFDA 1	N_mefosa_d3	415868	9.35 (9.33)	2033894	5.0790	No
13C-PFUNA 1	N_mefosa_d3	415868	9.77 (9.76)	481161	5.6700	No
18O-PFHxS 1	N_mefosa_d3	415868	7.62 (7.59)	926594	5.1620	No
13C-PFDoA 1	N_mefosa_d3	415868	10.20 (10.10)	33427	6.1100	No
PFTrDA 1	13c-pfdoda	33447	0.00 (10.50)	0	N/A	No
6_2-FTS 1	13C2-6_2-FTS	35107	8.22 (8.22)	9641	0.0770	No
8_2-FTS 1	13C2-6_2-FTS	35107	9.31 (9.34)	7011	0.0570	No
13C2-6_2-FTS 1	N_mefosa_d3	415868	8.22 (8.19)	35107	4.0840	No

IRC Summary

Analyte Peak Name	RT (Exp RT)	Area	Modified?	Calc (Exp) MRM Ratio	Ratio Confirms ID
Pfba 2	0.00 (2.56)	0	Yes	0.00 (0.99)	No
Pfpea 2	0.00 (4.99)	0	No	0.00 (1.00)	No
Pfbs 2	0.00 (5.44)	0	No	0.00 (0.41)	No
Pfhxa 2	6.58 (6.56)	2923	No	0.00 (0.09)	No
Pfhpa 2	0.00 (7.56)	0	No	0.00 (0.38)	No
Pfhxs 2	7.62 (7.62)	12461	No	0.40 (0.40)	YES
Pfoa 2	8.27 (8.27)	11180	No	2.24 (1.87)	YES
Pfna 2	0.00 (8.86)	0	No	0.00 (0.28)	No

Analyte Peak Name	RT (Exp RT)	Area	Modified?	Calc (Exp) MRM Ratio	Ratio Confirms ID
Pfos 2	8.85 (8.86)	2545	No	0.14 (0.34)	No
Pfda 2	0.00 (9.34)	0	No	0.00 (0.19)	No
Pfuna 2	0.00 (9.77)	0	No	0.00 (0.33)	No
Pfds 2	0.00 (9.76)	0	No	0.00 (0.29)	No
Pfdoa 2	0.00 (10.10)	0	No	0.00 (0.30)	No
Fosa 2	9.86 (9.88)	1771	No	0.54 (0.03)	No
Pfteda 2	0.00 (10.80)	0	No	0.00 (0.22)	No
PFHpS 2	0.00 (8.31)	0	No	0.00 (0.41)	No
NMeFOSE 2	0.00 (10.70)	0	No	0.00 (0.01)	No
NMeFOSA 2	0.00 (10.70)	0	No	0.00 (0.99)	No
NEtFOSE 2	0.00 (11.00)	0	No	0.00 (0.00)	No
NEtFOSA 2	0.00 (11.00)	0	No	0.00 (0.67)	No
PFTrDA 2	0.00 (10.50)	0	No	0.00 (0.22)	No
6_2-FTS 2	8.21 (8.22)	13715	No	1.42 (1.28)	YES
8_2-FTS 2	9.31 (9.34)	580	No	0.08 (0.10)	YES

Quantitative Peak Review **IB** ***No data for Sample ID***

MM calib

	File Name	Sample Type	Analyte Peak Name	Analyte Peak Area (counts)	Analyte Concentration (ng/mL)	Analyte Retention Time (min)	IS Peak Name	IS Peak Area (counts)	IS Concentration (ng/mL)
4369	051116\1081.wiff	Unknown	Pfpea 1	0.0000	N/A	0.00	13c_pfhxa	2782100.	5.0000
4370	051116\1081.wiff	Unknown	Pfpea 2	0.0000	N/A	0.00	13c_pfhxa	2782100.	5.0000
4371	051116\1081.wiff	Unknown	Pfbs 1	1402.7	N/A	5.47	18o-pfhs	926590.	5.0000
4372	051116\1081.wiff	Unknown	Pfbs 2	0.0000	N/A	0.00	18o-pfhs	926590.	5.0000
4373	051116\1081.wiff	Unknown	Pfhxa 1	0.0000	N/A	0.00	13c_pfhxa	2782100.	5.0000
4374	051116\1081.wiff	Unknown	Pfhxa 2	2923.0	N/A	6.58	13c_pfhxa	2782100.	5.0000
4375	051116\1081.wiff	Unknown	Pfhpa 1	0.0000	N/A	0.00	13c_pfhxa	2782100.	5.0000
4376	051116\1081.wiff	Unknown	Pfhpa 2	0.0000	N/A	0.00	13c_pfhxa	2782100.	5.0000
4377	051116\1081.wiff	Unknown	Pfhxs 1	31470.	N/A	7.62	18o-pfhs	926590.	5.0000
4378	051116\1081.wiff	Unknown	Pfhxs 2	12461.	N/A	7.62	18o-pfhs	926590.	5.0000
4379	051116\1081.wiff	Unknown	Pfoa 1	4988.3	N/A	8.27	13c-pfoa	2208300.	5.0000
4380	051116\1081.wiff	Unknown	Pfoa 2	11180.	N/A	8.27	13c-pfoa	2208300.	5.0000
4381	051116\1081.wiff	Unknown	Pfna 1	0.0000	N/A	0.00	13c-pfna	2363000.	5.0000
4382	051116\1081.wiff	Unknown	Pfna 2	0.0000	N/A	0.00	13c-pfna	2363000.	5.0000

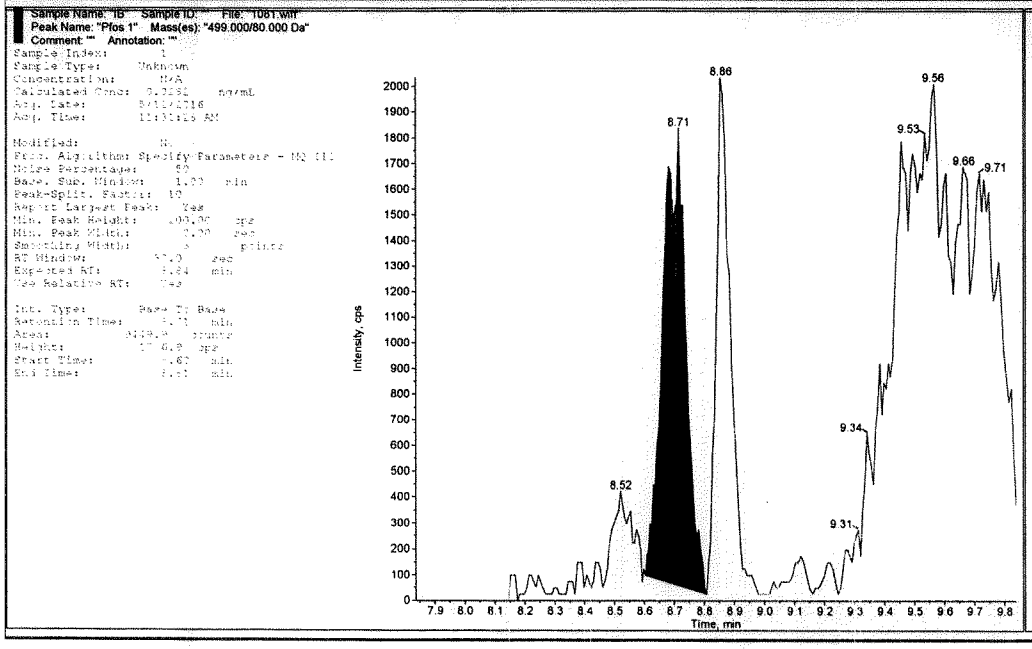

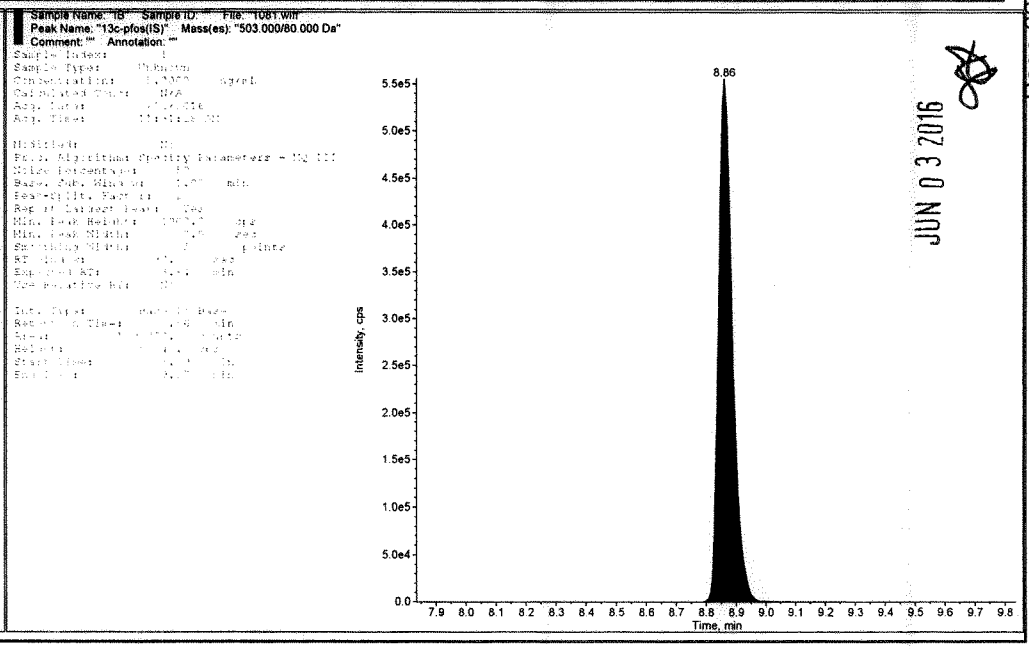

JUN 03 2016

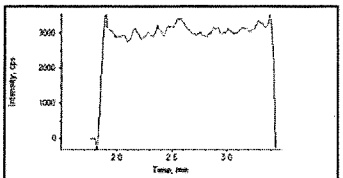
Pfba 1
213.000/169.000 Da
□ Baseline □ Missed
□ Wrong Peak

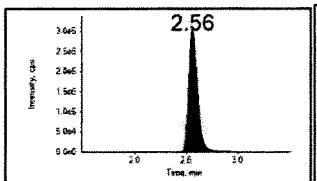

13c_pfba
217.000/172.000 Da
□ Baseline □ Missed
□ Wrong Peak

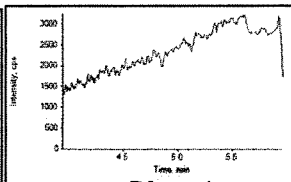
Pfpea 1
263.000/219.000 Da
□ Baseline □ Missed
□ Wrong Peak

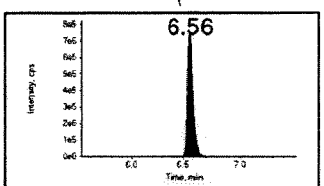

13c_pfhxa
315.000/270.000 Da
□ Baseline □ Missed
□ Wrong Peak

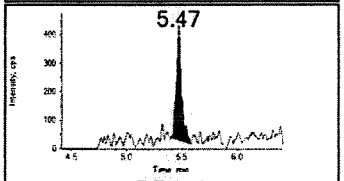

Pfbs 1
299.000/80.000 Da
□ Baseline □ Missed
□ Wrong Peak

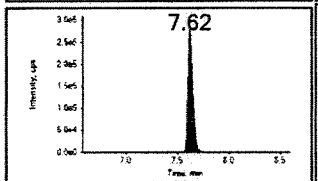

18o-pfhs
403.000/103.000 Da
□ Baseline □ Missed
□ Wrong Peak

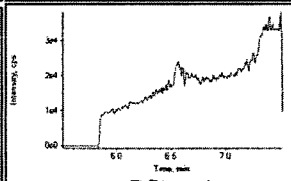
Pfhxa 1
313.000/269.000 Da
□ Baseline □ Missed
□ Wrong Peak

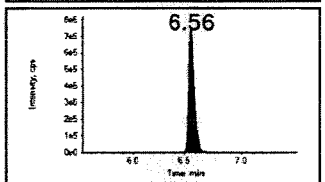

13c_pfhxa
315.000/270.000 Da
□ Baseline □ Missed
□ Wrong Peak

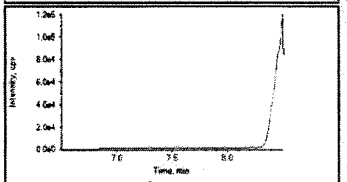
Pfhpa 1
363.000/319.000 Da
□ Baseline □ Missed
□ Wrong Peak

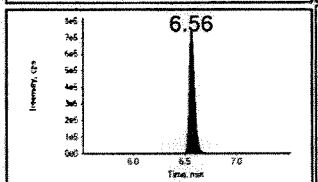

13c_pfhxa
315.000/270.000 Da
□ Baseline □ Missed
□ Wrong Peak

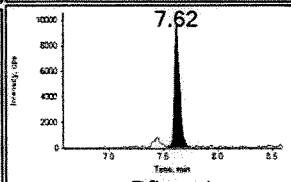

Pfhxs 1
399.000/80.000 Da
□ Baseline □ Missed
□ Wrong Peak

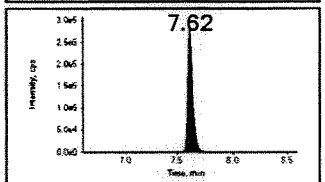

18o-pfhs
403.000/103.000 Da
□ Baseline □ Missed
□ Wrong Peak

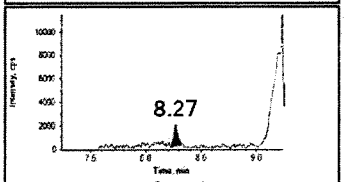

Pfoa 1
413.000/169.000 Da
□ Baseline □ Missed
□ Wrong Peak

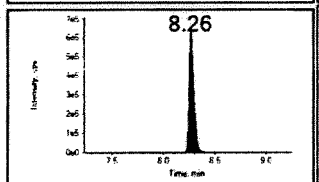

13c-pfoa
417.000/372.000 Da
□ Baseline □ Missed
□ Wrong Peak

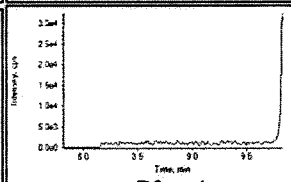
Pfna 1
463.000/419.000 Da
□ Baseline □ Missed
□ Wrong Peak

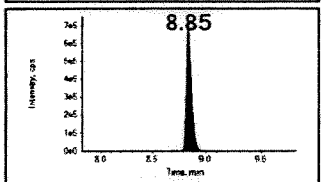

13c-pfna
468.000/423.000 Da
□ Baseline □ Missed
□ Wrong Peak

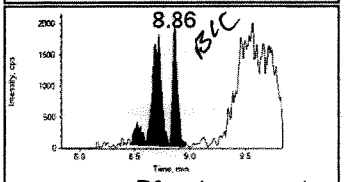

Pfos 1
499.000/80.000 Da
□ Baseline □ Missed
□ Wrong Peak

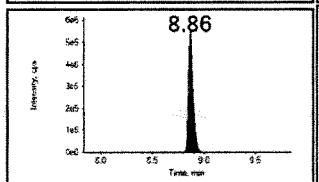

13c-pfos
503.000/80.000 Da
□ Baseline □ Missed
□ Wrong Peak

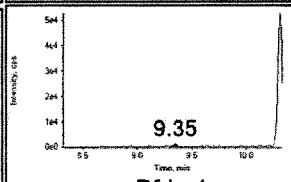

Pfda 1
513.000/469.000 Da
□ Baseline □ Missed
□ Wrong Peak

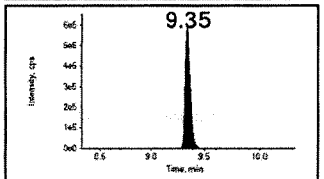

13c-pfda
515.000/470.000 Da
□ Baseline □ Missed
□ Wrong Peak

JUN 0 3 2016

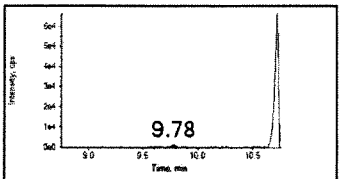

Pfuna 1
563.000/519.000 Da
□ Baseline □ Missed
□ Wrong Peak

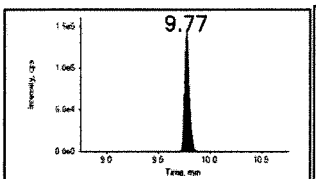

13c-pfuna
565.000/520.000 Da
□ Baseline □ Missed
□ Wrong Peak

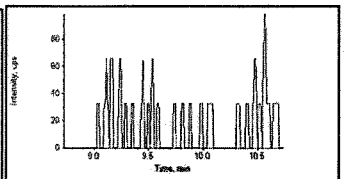

Pfds 1
599.000/80.000 Da
□ Baseline □ Missed
□ Wrong Peak

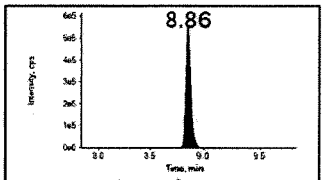

13c-pfos
503.000/80.000 Da
□ Baseline □ Missed
□ Wrong Peak

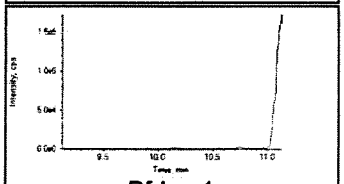

Pfdoa 1
613.000/569.000 Da
□ Baseline □ Missed
□ Wrong Peak

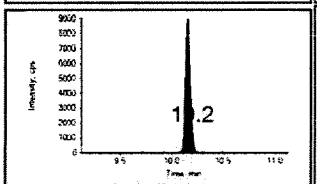

13c-pfdoda
615.000/570.000 Da
□ Baseline □ Missed
□ Wrong Peak

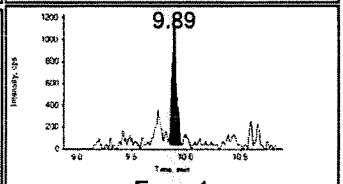

Fosa 1
498.000/78.000 Da
□ Baseline □ Missed
□ Wrong Peak

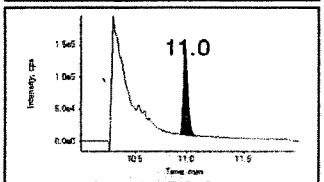

d5-NEtFOSA
531.000/169.000 Da
□ Baseline □ Missed
□ Wrong Peak

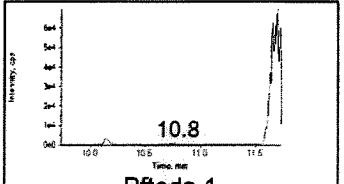

Pfteda 1
713.000/669.000 Da
□ Baseline □ Missed
□ Wrong Peak

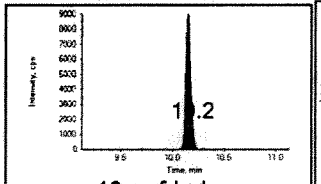

13c-pfdoda
615.000/570.000 Da
□ Baseline □ Missed
□ Wrong Peak

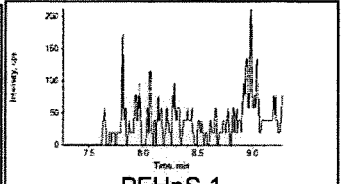

PFHpS 1
449.400/80.000 Da
□ Baseline □ Missed
□ Wrong Peak

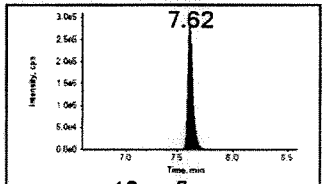

18o-pfhs
403.000/103.000 Da
□ Baseline □ Missed
□ Wrong Peak

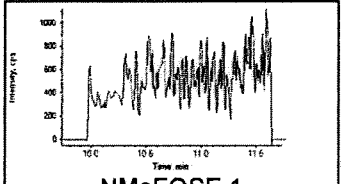

NMeFOSE 1
616.200/58.800 Da
□ Baseline □ Missed
□ Wrong Peak

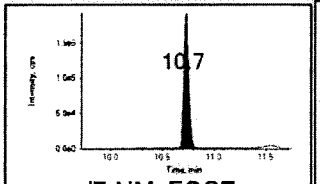

d7-NMeFOSE
623.000/59.000 Da
□ Baseline □ Missed
□ Wrong Peak

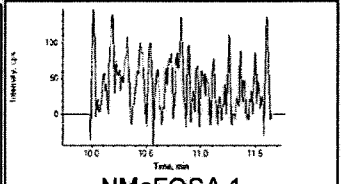

NMeFOSA 1
512.200/169.300 Da
□ Baseline □ Missed
□ Wrong Peak

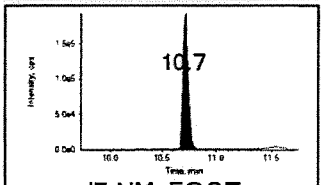

d7-NMeFOSE
623.000/59.000 Da
□ Baseline □ Missed
□ Wrong Peak

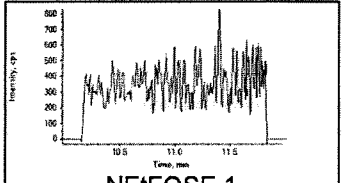

NEtFOSE 1
630.200/59.000 Da
□ Baseline □ Missed
□ Wrong Peak

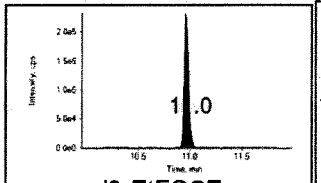

d9-EtFOSE
639.000/59.000 Da
□ Baseline □ Missed
□ Wrong Peak

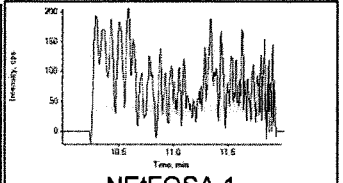

NEtFOSA 1
526.200/169.000 Da
□ Baseline □ Missed
□ Wrong Peak

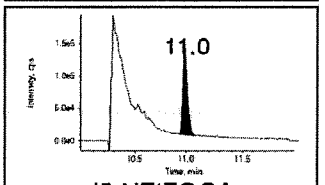

d5-NEtFOSA
531.000/169.000 Da
□ Baseline □ Missed
□ Wrong Peak

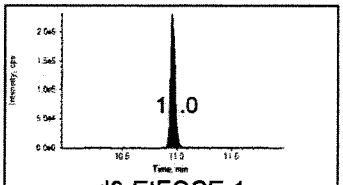

d9-EtFOSE 1
639.000/59.000 Da
□ Baseline □ Missed
□ Wrong Peak

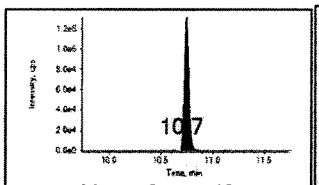

N_mefosa_d3
515.000/169.000 Da
□ Baseline □ Missed
□ Wrong Peak

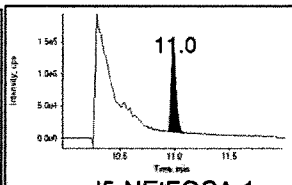

d5-NEtFOSA 1
531.000/169.000 Da
□ Baseline □ Missed
□ Wrong Peak

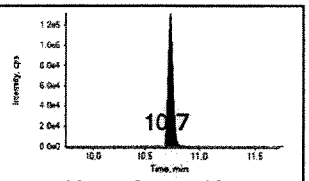

N_mefosa_d3
515.000/169.000 Da
□ Baseline □ Missed
□ Wrong Peak

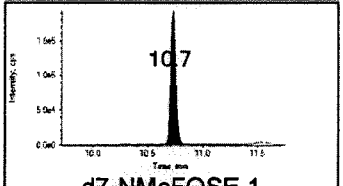

d7-NMeFOSE 1
623.000/59.000 Da
□ Baseline □ Missed
□ Wrong Peak

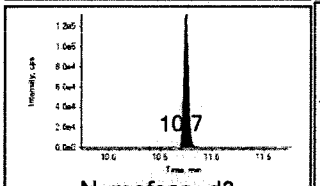

N_mefosa_d3
515.000/169.000 Da
□ Baseline □ Missed
□ Wrong Peak

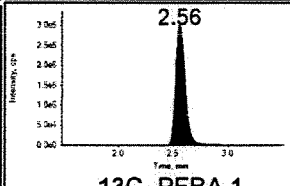

13C_PFBA 1
217.000/172.000 Da
□ Baseline □ Missed
□ Wrong Peak

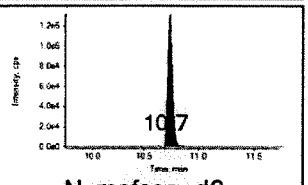

N_mefosa_d3
515.000/169.000 Da
□ Baseline □ Missed
□ Wrong Peak

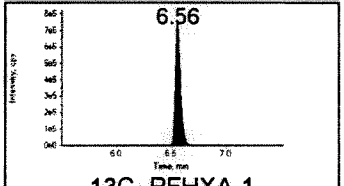

13C_PFHXA 1
315.000/270.000 Da
□ Baseline □ Missed
□ Wrong Peak

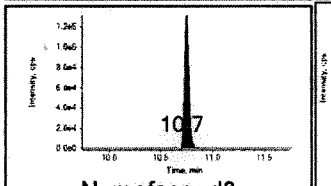

N_mefosa_d3
515.000/169.000 Da
□ Baseline □ Missed
□ Wrong Peak

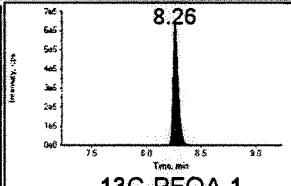

13C-PFOA 1
417.000/372.000 Da
□ Baseline □ Missed
□ Wrong Peak

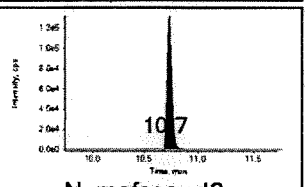

N_mefosa_d3
515.000/169.000 Da
□ Baseline □ Missed
□ Wrong Peak

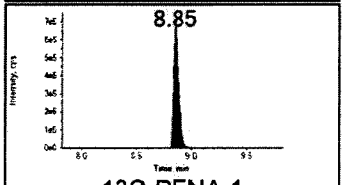

13C-PFNA 1
468.000/423.000 Da
□ Baseline □ Missed
□ Wrong Peak

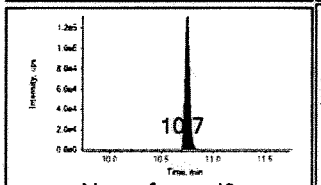

N_mefosa_d3
515.000/169.000 Da
□ Baseline □ Missed
□ Wrong Peak

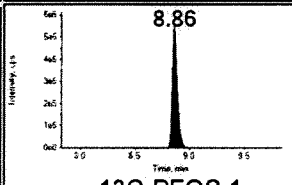

13C-PFOS 1
503.000/80.000 Da
□ Baseline □ Missed
□ Wrong Peak

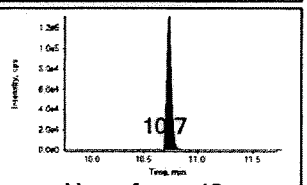

N_mefosa_d3
515.000/169.000 Da
□ Baseline □ Missed
□ Wrong Peak

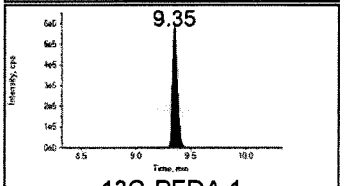

13C-PFDA 1
515.000/470.000 Da
□ Baseline □ Missed
□ Wrong Peak

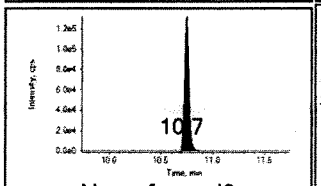

N_mefosa_d3
515.000/169.000 Da
□ Baseline □ Missed
□ Wrong Peak

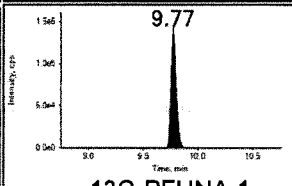

13C-PFUNA 1
565.000/520.000 Da
□ Baseline □ Missed
□ Wrong Peak

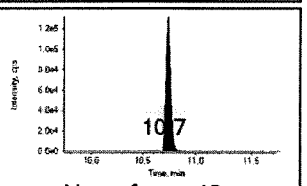

N_mefosa_d3
515.000/169.000 Da
□ Baseline □ Missed
□ Wrong Peak

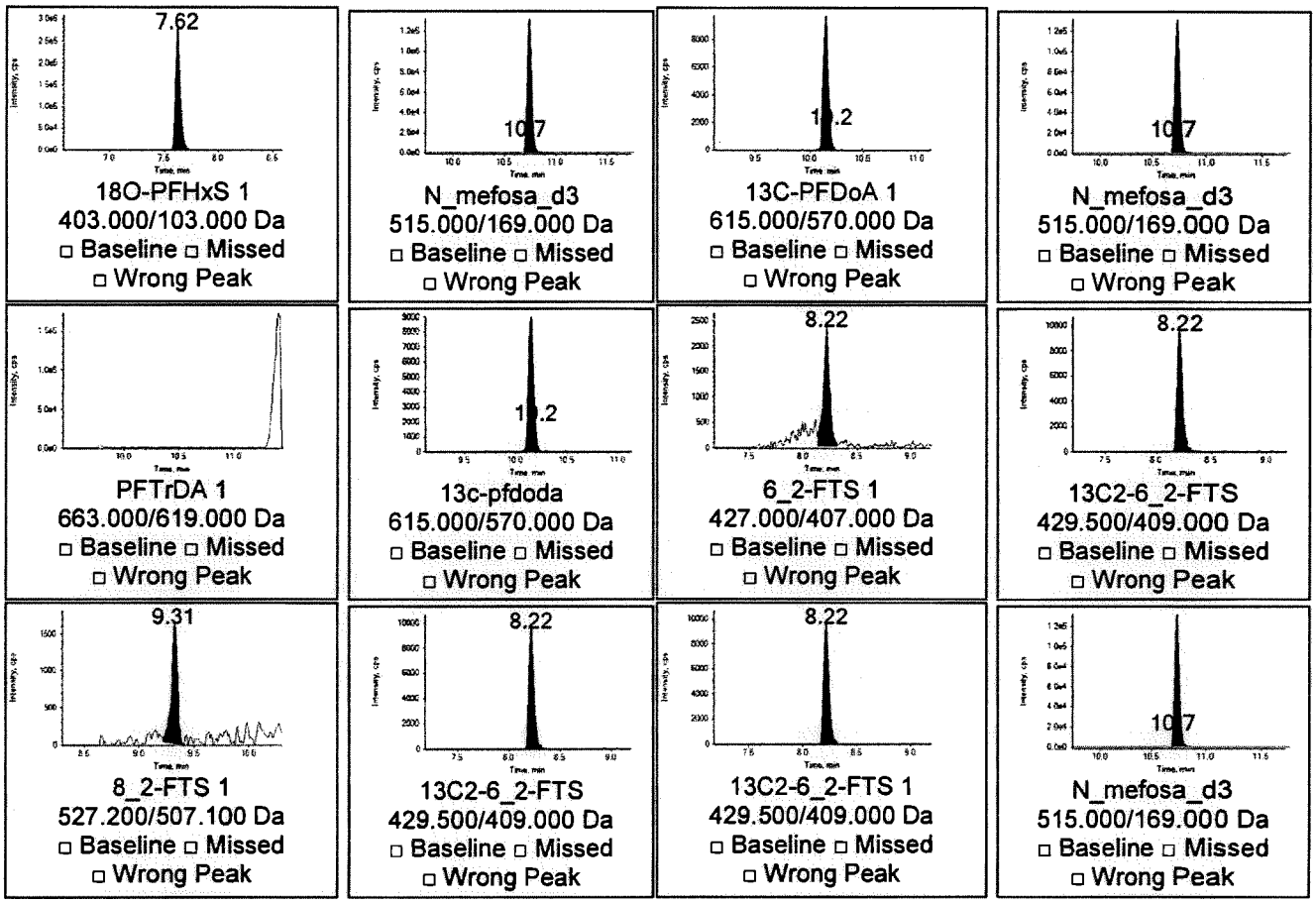

Ion Ratio Confirmation

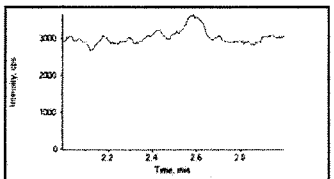

Pfba 2
Mod? Yes
□ Baseline □ Missed
□ Wrong Peak

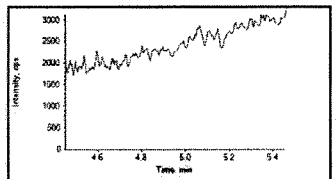

Pfpea 2
Mod? No
□ Baseline □ Missed
□ Wrong Peak

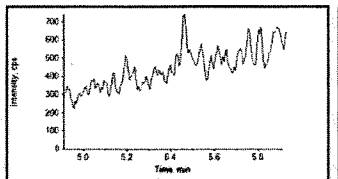

Pfbs 2
Mod? No
□ Baseline □ Missed
□ Wrong Peak

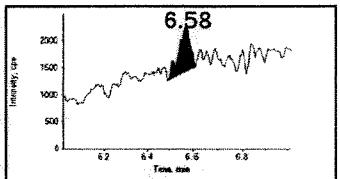

Pfhxa 2
Mod? No
□ Baseline □ Missed
□ Wrong Peak

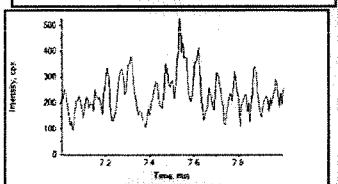

Pfhpa 2
Mod? No
□ Baseline □ Missed
□ Wrong Peak

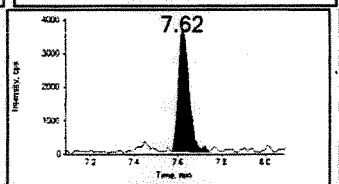

Pfhxs 2
Mod? No
□ Baseline □ Missed
□ Wrong Peak

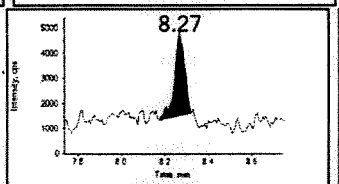

Pfoa 2
Mod? No
□ Baseline □ Missed
□ Wrong Peak

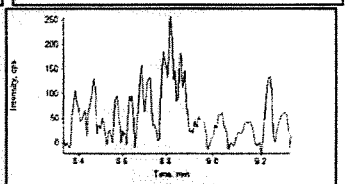

Pfna 2
Mod? No
□ Baseline □ Missed
□ Wrong Peak

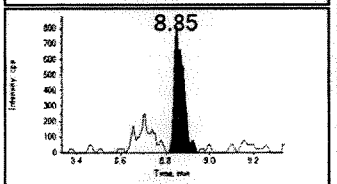

Pfos 2
Mod? No
□ Baseline □ Missed
□ Wrong Peak

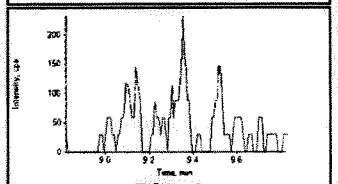

Pfda 2
Mod? No
□ Baseline □ Missed
□ Wrong Peak

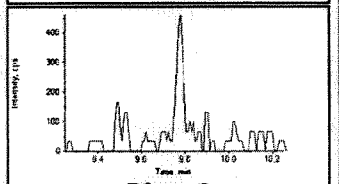

Pfuna 2
Mod? No
□ Baseline □ Missed
□ Wrong Peak

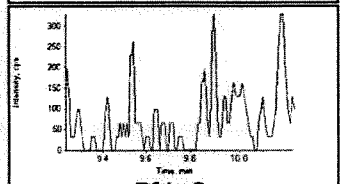

Pfds 2
Mod? No
□ Baseline □ Missed
□ Wrong Peak

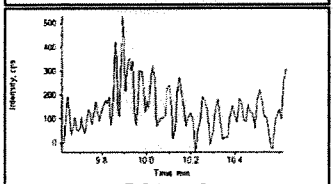

Pfdoa 2
Mod? No
□ Baseline □ Missed
□ Wrong Peak

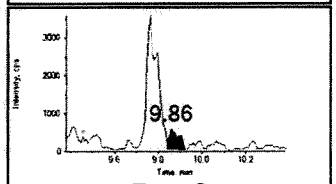

Fosa 2
Mod? No
□ Baseline □ Missed
□ Wrong Peak

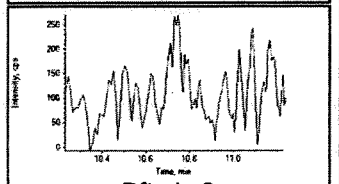

Pfteda 2
Mod? No
□ Baseline □ Missed
□ Wrong Peak

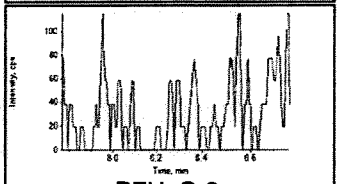

PFHpS 2
Mod? No
□ Baseline □ Missed
□ Wrong Peak

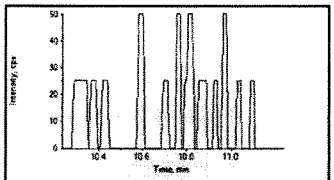

NMeFOSE 2
Mod? No
□ Baseline □ Missed
□ Wrong Peak

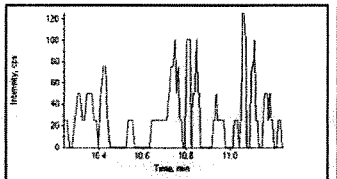

NMeFOSA 2
Mod? No
□ Baseline □ Missed
□ Wrong Peak

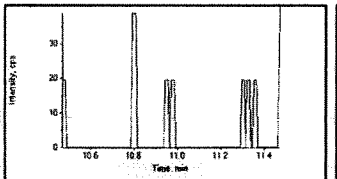

NEtFOSE 2
Mod? No
□ Baseline □ Missed
□ Wrong Peak

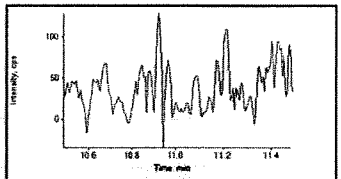

NEtFOSA 2
Mod? No
□ Baseline □ Missed
□ Wrong Peak

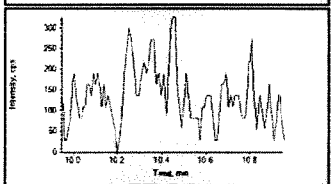

PFTrDA 2
Mod? No
□ Baseline □ Missed
□ Wrong Peak

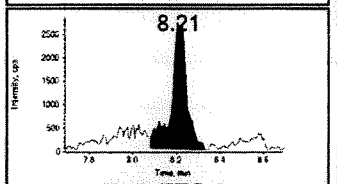

6_2-FTS 2
Mod? No
□ Baseline □ Missed
□ Wrong Peak

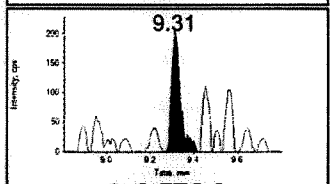

8_2-FTS 2
Mod? No
□ Baseline □ Missed
□ Wrong Peak

Created with Analyst Reporter
Printed: 6/2/2016 6:08 PM

Project	Ewan's Projects\PFCs	**Result Table**	051116.rdb
Data File	051116\1092.wiff	**Algorithm Used**	MQL
Acquisition Method	PFC_090315 schedule mrm.dam	**Instrument Name**	LCMS02

Sample Name	PFC 1ppb	**Injection Vial**	20006
Acquisition Date	5/12/2016 2:47:33 PM	**Injection Volume**	10
Acquisition Method	PFC_090315 schedule mrm.dam	**Sample Type**	Quality Control
Sample ID	15-OLC-02-45F	**Dilution Factor**	1.00

Results Summary

Analyte Name	Analyte RT (Expected)	IS Name	IS Area	Analyte Area	Exp Conc (ng/mL)	Calc. Conc (ng/mL)	Accuracy (%)	Mod?
Pfba 1	2.51 (2.51)	13c_pfba	1875331	378846	1.00	1.1820	118	No
Pfpea 1	4.96 (4.96)	13c_pfhxa	2776341	350019	1.00	1.1060	111	No
Pfbs 1	5.41 (5.42)	18o-pfhs	912779	643868	1.00	1.2220	122	No
Pfhxa 1	6.52 (6.52)	13c_pfhxa	2776341	594148	1.00	1.2190	122	No
Pfhpa 1	7.51 (7.51)	13c_pfhxa	2776341	732638	1.00	1.2120	121	No
Pfhxs 1	7.59 (7.59)	18o-pfhs	912779	612259	1.00	1.1900	119	No
Pfoa 1	8.24 (8.24)	13c-pfoa	2138281	258534	1.00	1.1280	113	No
Pfna 1	8.83 (8.82)	13c-pfna	2533637	537588	1.00	1.1110	111	No
Pfos 1	8.84 (8.84)	13c-pfos	1804486	378089	1.00	1.1260	113	No
Pfda 1	9.33 (9.32)	13c-pfda	2197694	478431	1.00	1.2110	121	No
Pfuna 1	9.75 (9.75)	13c-pfuna	448067	260300	1.00	1.0900	109	No
Pfds 1	9.73 (9.73)	13c-pfos	1804486	429000	1.00	1.1250	112	No
Pfdoa 1	10.10 (10.10)	13c-pfdoda	29429	336196	1.00	1.1940	119	No
Fosa 1	9.88 (9.88)	d5-NEtFOSA	467102	560262	1.00	1.0970	110	No
Pfteda 1	10.70 (10.70)	13c-pfdoda	29429	217919	1.00	1.1450	115	No
PFHpS 1	8.27 (8.27)	18o-pfhs	912779	46657	1.00	1.3360	134	No
NMeFOSE 1	10.70 (10.70)	d7-NMeFOSE	598221	168215	1.00	1.2610	126	No
NMeFOSA 1	10.70 (10.70)	d7-NMeFOSE	598221	65670	1.00	1.1330	113	No
NEtFOSE 1	11.00 (11.00)	d9-EtFOSE	781298	197402	1.00	1.1810	118	No
NEtFOSA 1	11.00 (11.00)	d5-NEtFOSA	467102	92857	1.00	1.1420	114	No
d9-EtFOSE 1	10.90 (11.00)	N_mefosa d3	455697	781298	5.00	5.2260	105	No
d5-NEtFOSA 1	11.00 (11.00)	N_mefosa d3	455697	467102	5.00	4.8690	97	No
d7-NMeFOSE 1	10.70 (10.70)	N_mefosa d3	455697	598221	5.00	5.1510	103	No

JUN 03 2016

Analyte Name	Analyte RT (Expected)	IS Name	IS Area	Analyte Area	Exp Conc (ng/mL)	Calc. Conc (ng/mL)	Accuracy (%)	Mod?
13C_PFBA 1	2.50 (2.49)	N_mefosa d3	455697	1875331	5.00	4.6630	93	No
13C_PFHXA 1	6.52 (6.51)	N_mefosa d3	455697	2776341	5.00	4.7780	96	No
13C-PFOA 1	8.24 (8.24)	N_mefosa d3	455697	2138281	5.00	4.7180	94	No
13C-PFNA 1	8.82 (8.83)	N_mefosa d3	455697	2533637	5.00	5.0550	101	No
13C-PFOS 1	8.83 (8.84)	N_mefosa d3	455697	1804486	5.00	4.7400	95	No
13C-PFDA 1	9.32 (9.33)	N_mefosa d3	455697	2197694	5.00	5.0090	100	No
13C-PFUNA 1	9.75 (9.75)	N_mefosa d3	455697	448067	5.00	4.8180	96	No
18O-PFHxS 1	7.59 (7.59)	N_mefosa d3	455697	912779	5.00	4.6400	93	No
13C-PFDoA 1	10.10 (10.10)	N_mefosa d3	455697	29423	5.00	4.9080	98	No
PFTrDA 1	10.40 (10.50)	13c-pfdoda	29429	478929	1.00	1.3340	133	No
6_2-FTS 1	8.19 (8.19)	13C2-6_2-FTS	46650	189794	1.00	1.0380	104	No
8_2-FTS 1	9.30 (9.30)	13C2-6_2-FTS	46650	172885	1.00	1.0550	106	No
13C2-6_2-FTS 1	8.19 (8.19)	N_mefosa d3	455697	46650	5.00	4.9530	99	No

IRC Summary

Analyte Peak Name	RT (Exp RT)	Area	Modified?	Ratio Confirms ID
Pfba 2	2.50 (2.51)	381540	No	YES
Pfpea 2	4.95 (4.96)	352598	No	YES
Pfbs 2	5.41 (5.42)	259621	No	YES
Pfhxa 2	6.52 (6.52)	50403	No	YES
Pfhpa 2	7.51 (7.51)	266281	No	YES
Pfhxs 2	7.59 (7.59)	235547	No	YES
Pfoa 2	8.24 (8.24)	504976	No	YES
Pfna 2	8.83 (8.83)	153879	No	YES
Pfos 2	8.83 (8.83)	126893	No	YES
Pfda 2	9.32 (9.32)	84047	No	YES
Pfuna 2	9.75 (9.74)	84940	No	YES
Pfds 2	9.73 (9.73)	131074	No	YES
Pfdoa 2	10.10 (10.10)	99882	No	YES

Analyte Peak Name	RT (Exp RT)	Area	Modified?	Ratio Confirms ID
Fosa 2	9.88 (9.88)	15993	No	YES
Pfteda 2	10.70 (10.70)	46803	No	YES
PFHpS 2	8.27 (8.28)	19003	No	YES
NMeFOSE 2	10.70 (10.70)	1447	No	YES
NMeFOSA 2	10.70 (10.70)	62422	No	YES
NEtFOSE 2	11.00 (11.00)	908	No	No
NEtFOSA 2	11.00 (11.00)	62950	No	YES
PFTrDA 2	10.40 (10.50)	100194	No	YES
6_2-FTS 2	8.18 (8.19)	226800	No	YES
8_2-FTS 2	9.30 (9.30)	15265	No	YES

Quantitative Peak Review

PFC 1ppb 15-OLC-02-45F

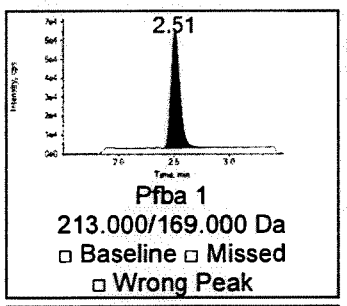

Pfba 1
213.000/169.000 Da
□ Baseline □ Missed
□ Wrong Peak

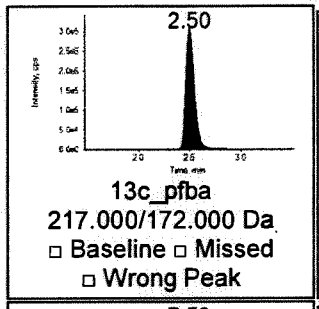

13c_pfba
217.000/172.000 Da
□ Baseline □ Missed
□ Wrong Peak

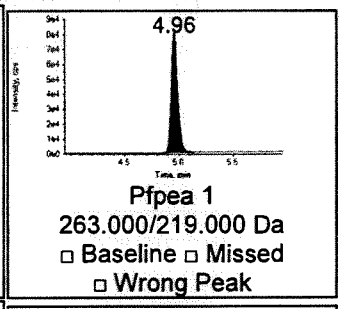

Pfpea 1
263.000/219.000 Da
□ Baseline □ Missed
□ Wrong Peak

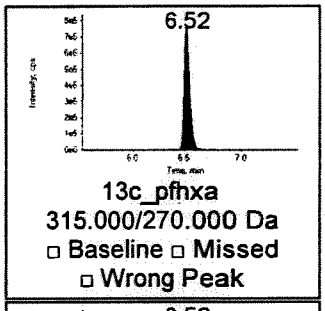

13c_pfhxa
315.000/270.000 Da
□ Baseline □ Missed
□ Wrong Peak

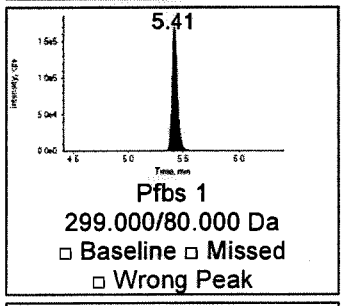

Pfbs 1
299.000/80.000 Da
□ Baseline □ Missed
□ Wrong Peak

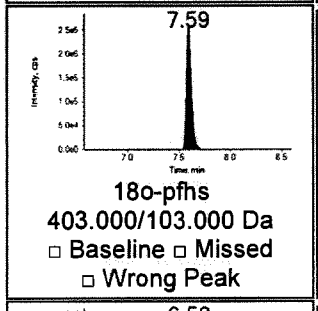

18o-pfhs
403.000/103.000 Da
□ Baseline □ Missed
□ Wrong Peak

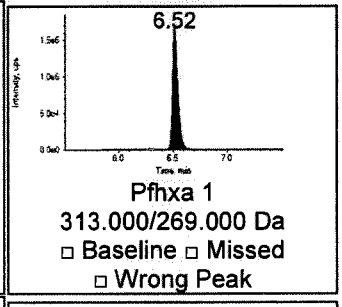

Pfhxa 1
313.000/269.000 Da
□ Baseline □ Missed
□ Wrong Peak

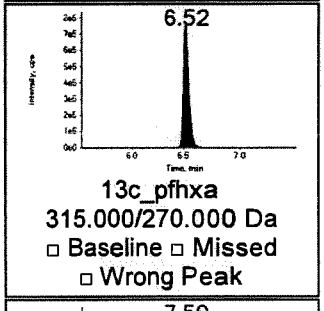

13c_pfhxa
315.000/270.000 Da
□ Baseline □ Missed
□ Wrong Peak

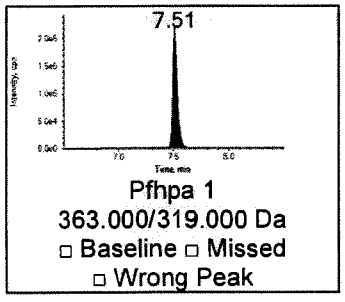

Pfhpa 1
363.000/319.000 Da
□ Baseline □ Missed
□ Wrong Peak

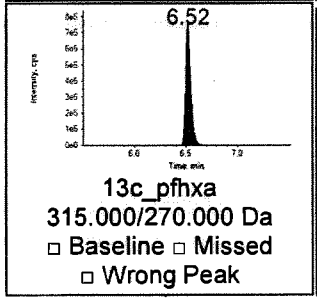

13c_pfhxa
315.000/270.000 Da
□ Baseline □ Missed
□ Wrong Peak

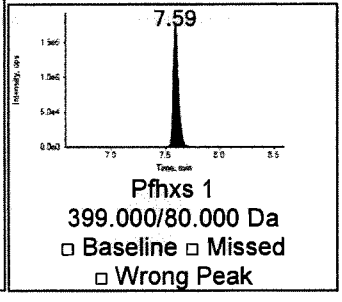

Pfhxs 1
399.000/80.000 Da
□ Baseline □ Missed
□ Wrong Peak

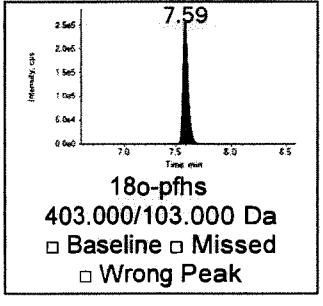

18o-pfhs
403.000/103.000 Da
□ Baseline □ Missed
□ Wrong Peak

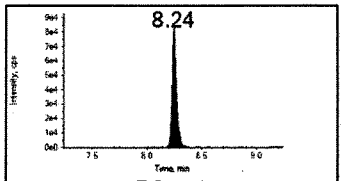

Pfoa 1
413.000/169.000 Da
□ Baseline □ Missed
□ Wrong Peak

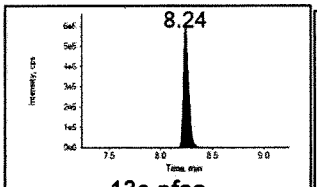

13c-pfoa
417.000/372.000 Da
□ Baseline □ Missed
□ Wrong Peak

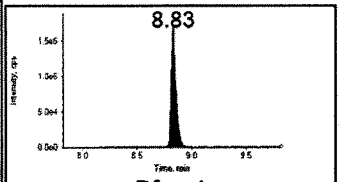

Pfna 1
463.000/419.000 Da
□ Baseline □ Missed
□ Wrong Peak

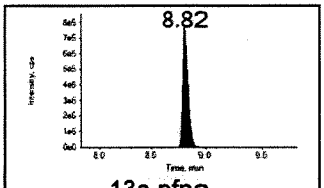

13c-pfna
468.000/423.000 Da
□ Baseline □ Missed
□ Wrong Peak

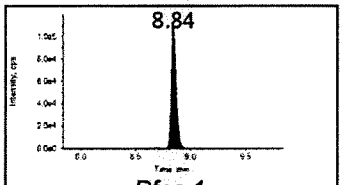

Pfos 1
499.000/80.000 Da
□ Baseline □ Missed
□ Wrong Peak

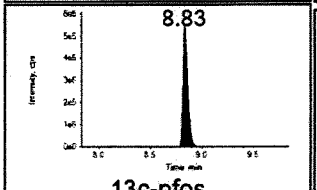

13c-pfos
503.000/80.000 Da
□ Baseline □ Missed
□ Wrong Peak

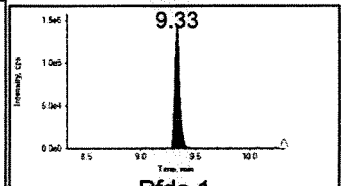

Pfda 1
513.000/469.000 Da
□ Baseline □ Missed
□ Wrong Peak

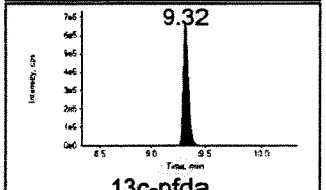

13c-pfda
515.000/470.000 Da
□ Baseline □ Missed
□ Wrong Peak

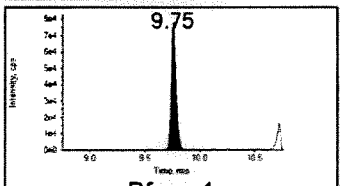

Pfuna 1
563.000/519.000 Da
□ Baseline □ Missed
□ Wrong Peak

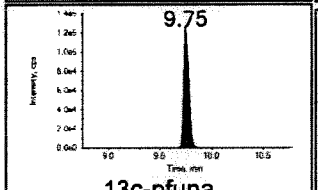

13c-pfuna
565.000/520.000 Da
□ Baseline □ Missed
□ Wrong Peak

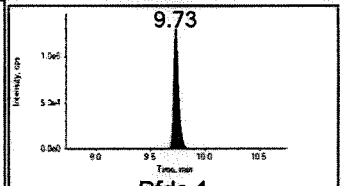

Pfds 1
599.000/80.000 Da
□ Baseline □ Missed
□ Wrong Peak

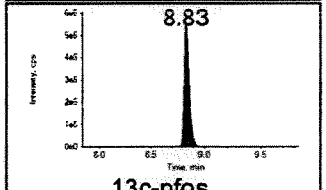

13c-pfos
503.000/80.000 Da
□ Baseline □ Missed
□ Wrong Peak

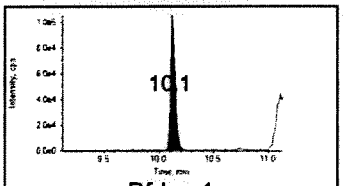

Pfdoa 1
613.000/569.000 Da
□ Baseline □ Missed
□ Wrong Peak

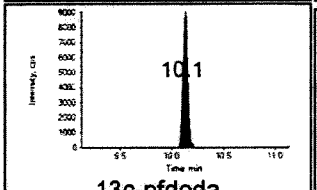

13c-pfdoda
615.000/570.000 Da
□ Baseline □ Missed
□ Wrong Peak

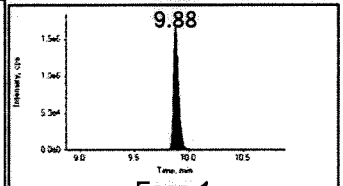

Fosa 1
498.000/78.000 Da
□ Baseline □ Missed
□ Wrong Peak

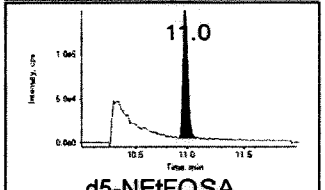

d5-NEtFOSA
531.000/169.000 Da
□ Baseline □ Missed
□ Wrong Peak

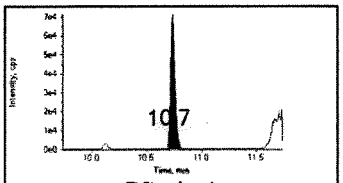

Pfteda 1
713.000/669.000 Da
□ Baseline □ Missed
□ Wrong Peak

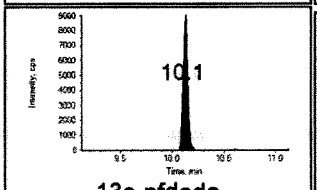

13c-pfdoda
615.000/570.000 Da
□ Baseline □ Missed
□ Wrong Peak

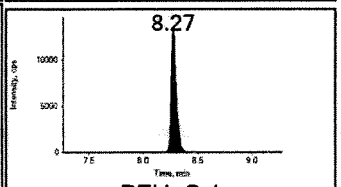

PFHpS 1
449.400/80.000 Da
□ Baseline □ Missed
□ Wrong Peak

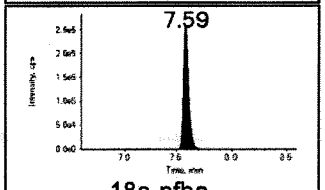

18o-pfhs
403.000/103.000 Da
□ Baseline □ Missed
□ Wrong Peak

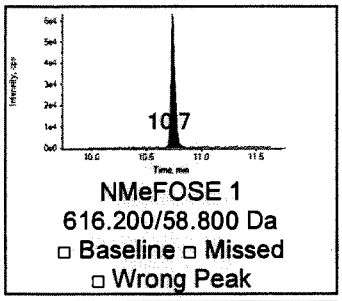

NMeFOSE 1
616.200/58.800 Da
□ Baseline □ Missed
□ Wrong Peak

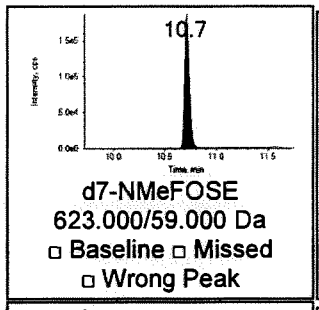

d7-NMeFOSE
623.000/59.000 Da
□ Baseline □ Missed
□ Wrong Peak

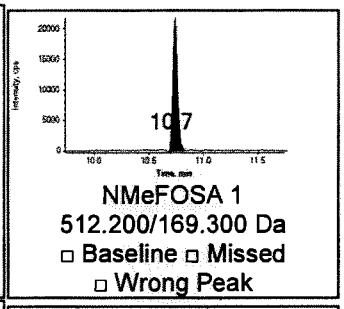

NMeFOSA 1
512.200/169.300 Da
□ Baseline □ Missed
□ Wrong Peak

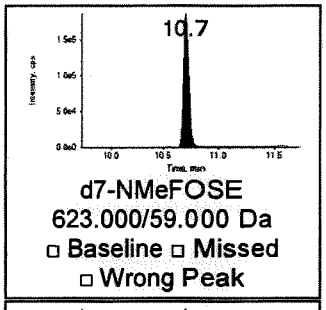

d7-NMeFOSE
623.000/59.000 Da
□ Baseline □ Missed
□ Wrong Peak

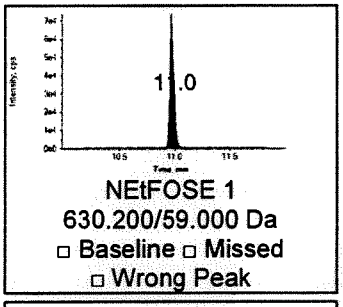

NEtFOSE 1
630.200/59.000 Da
□ Baseline □ Missed
□ Wrong Peak

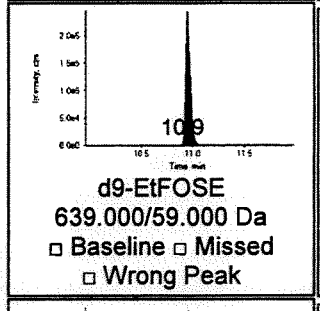

d9-EtFOSE
639.000/59.000 Da
□ Baseline □ Missed
□ Wrong Peak

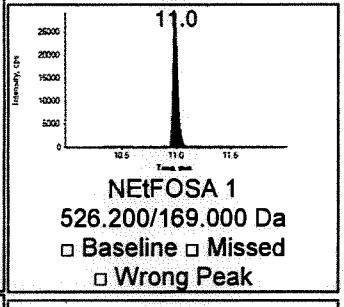

NEtFOSA 1
526.200/169.000 Da
□ Baseline □ Missed
□ Wrong Peak

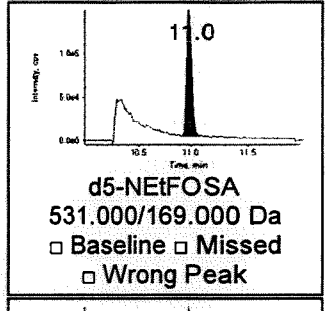

d5-NEtFOSA
531.000/169.000 Da
□ Baseline □ Missed
□ Wrong Peak

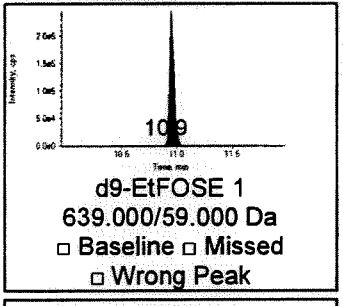

d9-EtFOSE 1
639.000/59.000 Da
□ Baseline □ Missed
□ Wrong Peak

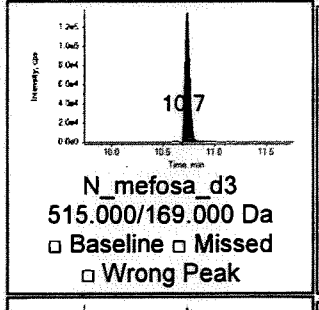

N_mefosa_d3
515.000/169.000 Da
□ Baseline □ Missed
□ Wrong Peak

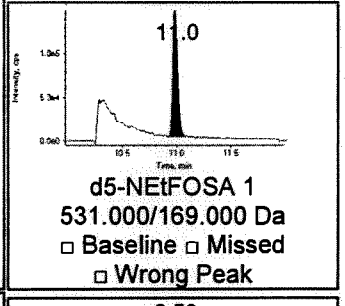

d5-NEtFOSA 1
531.000/169.000 Da
□ Baseline □ Missed
□ Wrong Peak

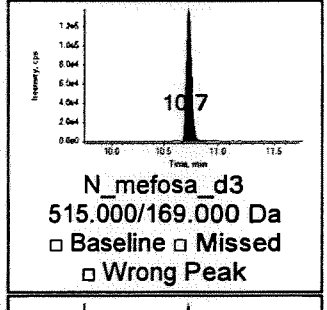

N_mefosa_d3
515.000/169.000 Da
□ Baseline □ Missed
□ Wrong Peak

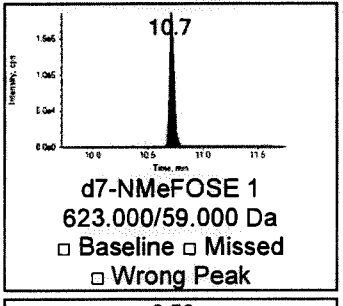

d7-NMeFOSE 1
623.000/59.000 Da
□ Baseline □ Missed
□ Wrong Peak

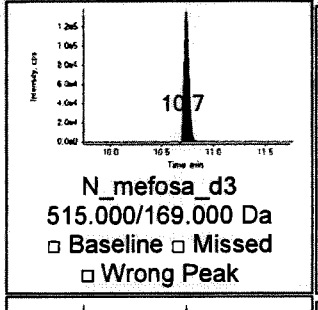

N_mefosa_d3
515.000/169.000 Da
□ Baseline □ Missed
□ Wrong Peak

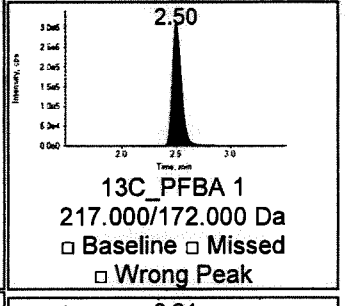

13C_PFBA 1
217.000/172.000 Da
□ Baseline □ Missed
□ Wrong Peak

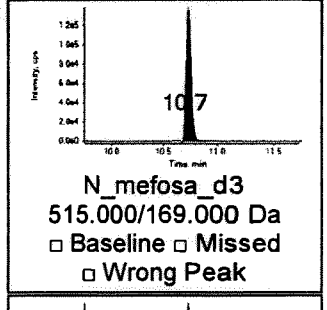

N_mefosa_d3
515.000/169.000 Da
□ Baseline □ Missed
□ Wrong Peak

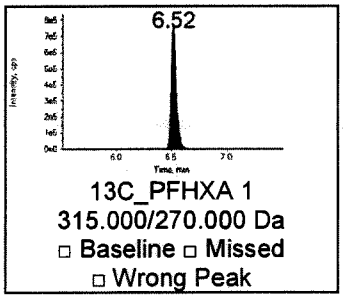

13C_PFHXA 1
315.000/270.000 Da
□ Baseline □ Missed
□ Wrong Peak

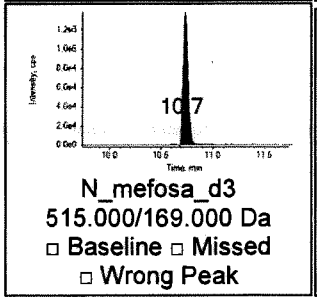

N_mefosa_d3
515.000/169.000 Da
□ Baseline □ Missed
□ Wrong Peak

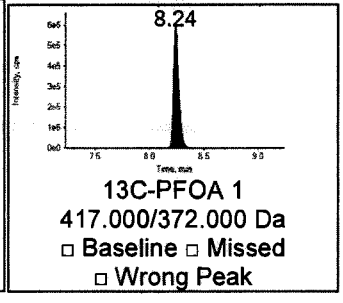

13C-PFOA 1
417.000/372.000 Da
□ Baseline □ Missed
□ Wrong Peak

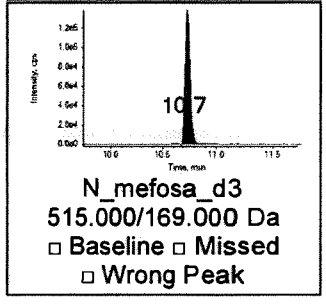

N_mefosa_d3
515.000/169.000 Da
□ Baseline □ Missed
□ Wrong Peak

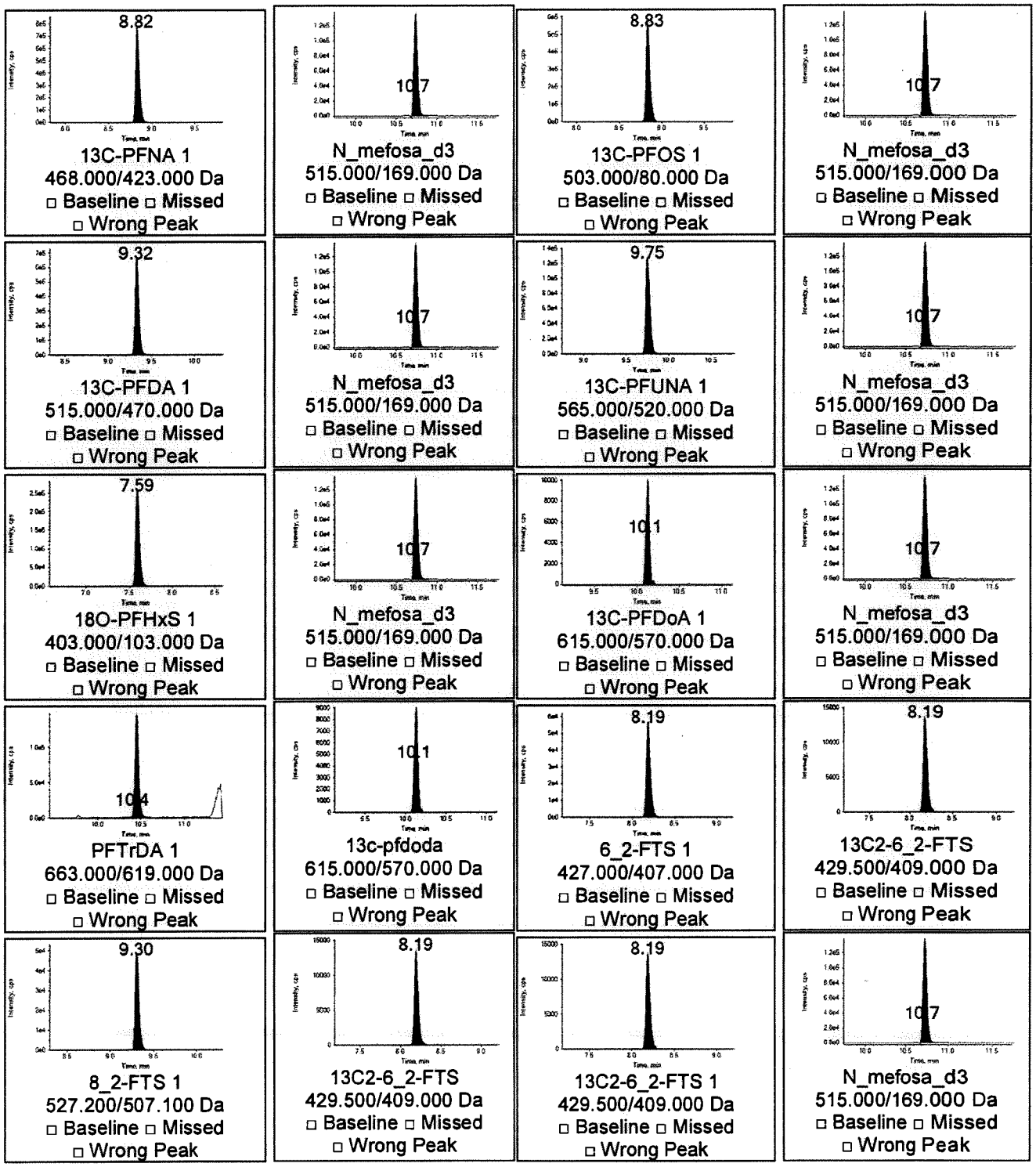

Ion Ratio Confirmation

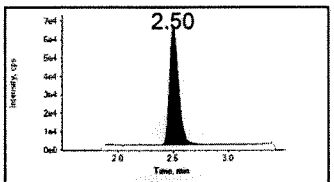

Pfba 2
Mod?
□ Baseline □ Missed
□ Wrong Peak

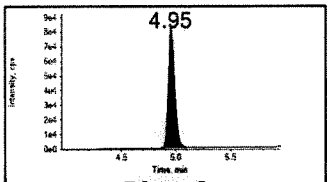

Pfpea 2
Mod?
□ Baseline □ Missed
□ Wrong Peak

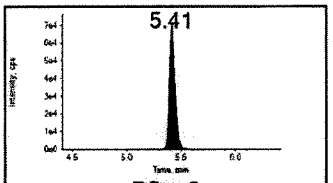

Pfbs 2
Mod?
□ Baseline □ Missed
□ Wrong Peak

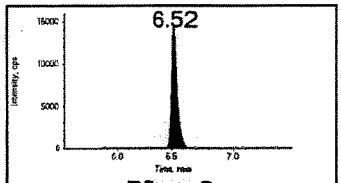

Pfhxa 2
Mod?
□ Baseline □ Missed
□ Wrong Peak

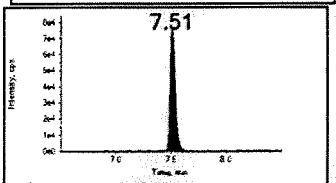

Pfhpa 2
Mod?
□ Baseline □ Missed
□ Wrong Peak

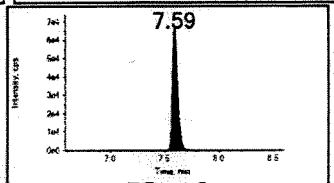

Pfhxs 2
Mod?
□ Baseline □ Missed
□ Wrong Peak

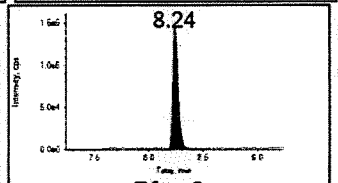

Pfoa 2
Mod?
□ Baseline □ Missed
□ Wrong Peak

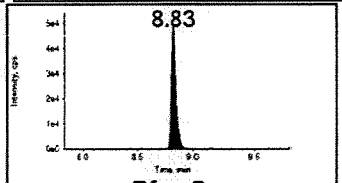

Pfna 2
Mod?
□ Baseline □ Missed
□ Wrong Peak

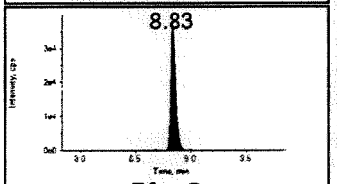

Pfos 2
Mod?
□ Baseline □ Missed
□ Wrong Peak

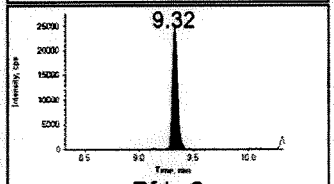

Pfda 2
Mod?
□ Baseline □ Missed
□ Wrong Peak

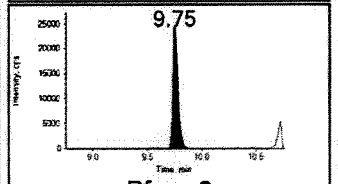

Pfuna 2
Mod?
□ Baseline □ Missed
□ Wrong Peak

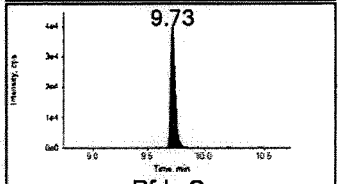

Pfds 2
Mod?
□ Baseline □ Missed
□ Wrong Peak

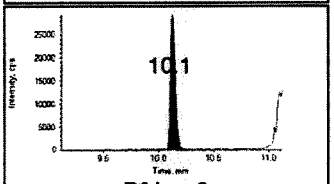

Pfdoa 2
Mod?
□ Baseline □ Missed
□ Wrong Peak

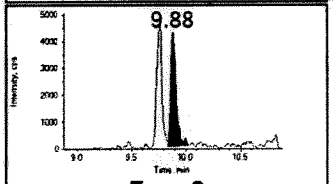

Fosa 2
Mod?
□ Baseline □ Missed
□ Wrong Peak

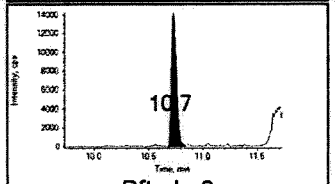

Pfteda 2
Mod?
□ Baseline □ Missed
□ Wrong Peak

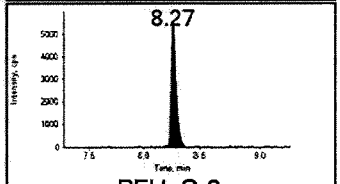

PFHpS 2
Mod?
□ Baseline □ Missed
□ Wrong Peak

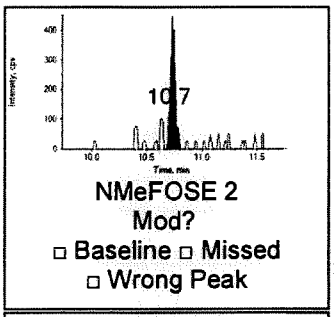

NMeFOSE 2
Mod?
□ Baseline □ Missed
□ Wrong Peak

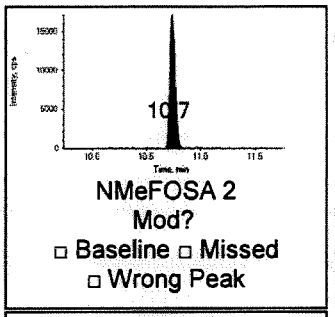

NMeFOSA 2
Mod?
□ Baseline □ Missed
□ Wrong Peak

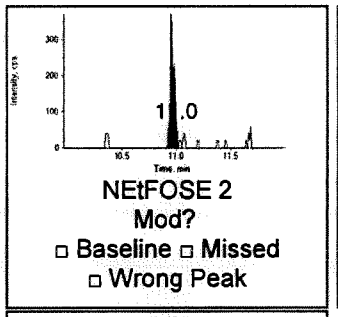

NEtFOSE 2
Mod?
□ Baseline □ Missed
□ Wrong Peak

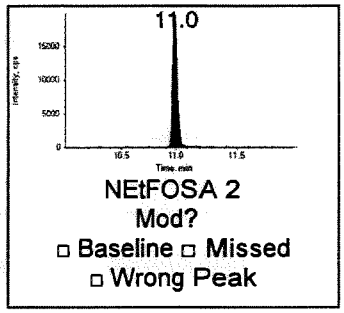

NEtFOSA 2
Mod?
□ Baseline □ Missed
□ Wrong Peak

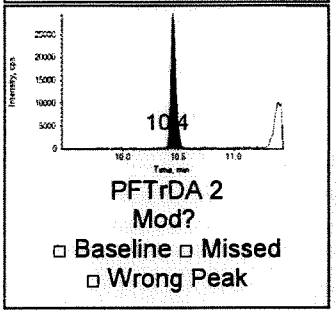

PFTrDA 2
Mod?
□ Baseline □ Missed
□ Wrong Peak

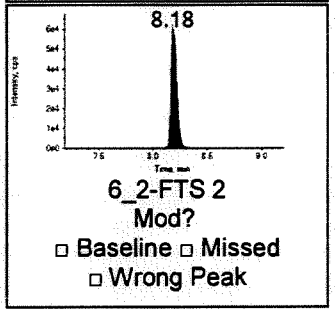

6_2-FTS 2
Mod?
□ Baseline □ Missed
□ Wrong Peak

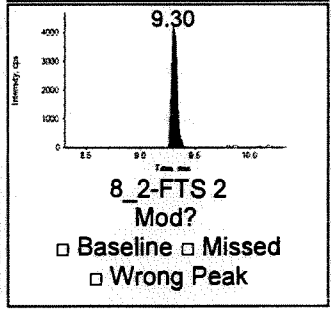

8_2-FTS 2
Mod?
□ Baseline □ Missed
□ Wrong Peak

Project	Ewan's Projects\PFCs
Data File	051116\1093.wiff
Result Table	051116.rdb
Instrument Name	LCMS02

Sample Name	IB	**Injection Volume**	10
Acquisition Date	5/12/2016 3:05:25 PM	**Sample Type**	Unknown
Acquisition Method	PFC_090315 schedule mrm.dam	**Dilution Factor**	1.00
Injection Vial	1	**Weight to Volume**	0.00

Results Summary

Analyte Name	IS Name	IS Area	Analyte RT (Exp RT)	Analyte Area	Calc. Conc (ng/mL)	Modified?
Pfba 1	13c_pfba	1882356	0.00 (2.50)	0	N/A	No
Pfpea 1	13c_pfhxa	2821103	0.00 (4.96)	0	N/A	No
Pfbs 1	18o-pfhs	934735	5.41 (5.41)	1245	0.0020	No
Pfhxa 1	13c_pfhxa	2821103	6.52 (6.52)	23594	0.0480	No
Pfhpa 1	13c_pfhxa	2821103	0.00 (7.51)	0	N/A	No
Pfhxs 1	18o-pfhs	934735	7.58 (7.59)	35215	0.0670	Yes ✓
Pfoa 1	13c-pfoa	2279117	8.23 (8.24)	8966	0.0370	No
Pfna 1	13c-pfna	2549999	0.00 (8.82)	0	N/A	No
Pfos 1	13c-pfos	1778619	8.83 (8.83)	16122	0.0490	Yes ✓
Pfda 1	13c-pfda	2229073	0.00 (9.32)	0	N/A	No
Pfuna 1	13c-pfuna	459390	9.76 (9.75)	4181	0.0170	No
Pfds 1	13c-pfos	1778619	0.00 (9.73)	0	N/A	No
Pfdoa 1	13c-pfdoda	27599	10.10 (10.10)	1521	0.0060	No
Fosa 1	d5-NEtFOSA	446850	9.89 (9.88)	2628	0.0050	No
Pfteda 1	13c-pfdoda	27599	10.70 (10.70)	1285	0.0070	No
PFHpS 1	18o-pfhs	934735	0.00 (8.27)	0	N/A	No
NMeFOSE 1	d7-NMeFOSE	724906	0.00 (10.70)	0	N/A	No
NMeFOSA 1	d7-NMeFOSE	724906	0.00 (10.70)	0	N/A	No
NEtFOSE 1	d9-EtFOSE	785465	0.00 (11.00)	0	N/A	No
NEtFOSA 1	d5-NEtFOSA	446850	0.00 (11.00)	0	N/A	No

JUN 0 3 2016

Analyte Name	IS Name	IS Area	Analyte RT (Exp RT)	Analyte Area	Calc. Conc (ng/mL)	Modified?
d9-EtFOSE 1	N_mefosa_d3	452225	11.00 (11.00)	785465	5.2950	No
d5-NEtFOSA 1	N_mefosa_d3	452225	11.00 (11.00)	446850	4.6930	No
d7-NMeFOSE 1	N_mefosa_d3	452225	10.70 (10.70)	724906	6.2900	No
13C_PFBA 1	N_mefosa_d3	452225	2.49 (2.49)	1882356	4.7170	No
13C_PFHXA 1	N_mefosa_d3	452225	6.52 (6.51)	2821103	4.8930	No
13C-PFOA 1	N_mefosa_d3	452225	8.23 (8.24)	2279117	5.0680	No
13C-PFNA 1	N_mefosa_d3	452225	8.82 (8.83)	2549999	5.1270	No
13C-PFOS 1	N_mefosa_d3	452225	8.83 (8.84)	1778619	4.7080	No
13C-PFDA 1	N_mefosa_d3	452225	9.32 (9.33)	2229073	5.1190	No
13C-PFUNA 1	N_mefosa_d3	452225	9.75 (9.75)	459390	4.9780	No
18O-PFHxS 1	N_mefosa_d3	452225	7.59 (7.59)	934735	4.7890	No
13C-PFDoA 1	N_mefosa_d3	452225	10.10 (10.10)	27534	4.6280	No
PFTrDA 1	13c-pfdoda	27599	10.40 (10.40)	2811	0.0080	No
6_2-FTS 1	13C2-6_2-FTS	44119	8.18 (8.18)	9247	0.0610	No
8_2-FTS 1	13C2-6_2-FTS	44119	0.00 (9.30)	0	N/A	Yes
13C2-6_2-FTS 1	N_mefosa_d3	452225	8.19 (8.19)	44119	4.7200	No

IRC Summary

Analyte Peak Name	RT (Exp RT)	Area	Modified?	Calc (Exp) MRM Ratio	Ratio Confirms ID
Pfba 2	2.48 (2.50)	3971	No	0.00 (0.99)	No
Pfpea 2	0.00 (4.96)	0	No	0.00 (1.00)	No
Pfbs 2	0.00 (5.41)	0	No	0.00 (0.41)	No
Pfhxa 2	6.53 (6.52)	1842	No	0.08 (0.09)	YES
Pfhpa 2	0.00 (7.51)	0	No	0.00 (0.38)	No
Pfhxs 2	7.58 (7.59)	12835	No	0.36 (0.40)	YES
Pfoa 2	8.23 (8.23)	15892	No	1.77 (1.87)	YES
Pfna 2	0.00 (8.83)	0	Yes	0.00 (0.28)	No

Analyte Peak Name	RT (Exp RT)	Area	Modified?	Calc (Exp) MRM Ratio	Ratio Confirms ID
Pfos 2	8.82 (8.83)	2188	No	0.14 (0.34)	No
Pfda 2	0.00 (9.32)	0	No	0.00 (0.19)	No
Pfuna 2	0.00 (9.75)	0	No	0.00 (0.33)	No
Pfds 2	0.00 (9.73)	0	No	0.00 (0.29)	No
Pfdoa 2	0.00 (10.10)	0	No	0.00 (0.30)	No
Fosa 2	0.00 (9.88)	0	No	0.00 (0.03)	No
Pfteda 2	0.00 (10.70)	0	No	0.00 (0.22)	No
PFHpS 2	0.00 (8.27)	0	No	0.00 (0.41)	No
NMeFOSE 2	0.00 (10.70)	0	No	0.00 (0.01)	No
NMeFOSA 2	0.00 (10.70)	0	No	0.00 (0.99)	No
NEtFOSE 2	0.00 (11.00)	0	No	0.00 (0.00)	No
NEtFOSA 2	0.00 (11.00)	0	No	0.00 (0.67)	No
PFTrDA 2	0.00 (10.40)	0	No	0.00 (0.22)	No
6_2-FTS 2	8.18 (8.19)	13780	No	1.49 (1.28)	YES
8_2-FTS 2	0.00 (9.30)	0	No	0.00 (0.10)	No

Quantitative Peak Review **IB** ***No data for Sample ID***

MMcel 2/19

	File Name	Sample Type	Analyte Peak Name	Analyte Peak Area (counts)	Analyte Concentration (ng/mL)	Analyte Retention Time (min)	IS Peak Name	IS Peak Area (counts)	IS Concentration (ng/mL)
5071	051116\1092.wiff	Quality Control	6_2-FTS 2	226800.	1.0000	8.18	13C2-6_2-FTS	46650.	5.0000
5072	051116\1092.wiff	Quality Control	8_2-FTS 1	172890.	1.0000	9.30	13C2-6_2-FTS	46650.	5.0000
5073	051116\1092.wiff	Quality Control	8_2-FTS 2	15265.	1.0000	9.30	13C2-6_2-FTS	46650.	5.0000
5074	051116\1092.wiff	Quality Control	13C2-6_2-FTS 1	46650.	5.0000	8.19	N_mefosa_d3	455700.	5.0000
5075	051116\1093.wiff	Unknown	Pfba 1	0.0000	N/A	0.00	13c_pfba	1882400.	5.0000
5076	051116\1093.wiff	Unknown	Pfba 2	3971.1	N/A	2.48	13c_pfba	1882400.	5.0000
5077	051116\1093.wiff	Unknown	Pfpea 1	0.0000	N/A	0.00	13c_pfhxa	2821100.	5.0000
5078	051116\1093.wiff	Unknown	Pfpea 2	0.0000	N/A	0.00	13c_pfhxa	2821100.	5.0000
5079	051116\1093.wiff	Unknown	Pfbs 1	1244.9	N/A	5.41	18o-pfhs	934730.	5.0000
5080	051116\1093.wiff	Unknown	Pfbs 2	0.0000	N/A	0.00	18o-pfhs	934730.	5.0000
5081	051116\1093.wiff	Unknown	Pfhxa 1	23594.	N/A	6.52	13c_pfhxa	2821100.	5.0000
5082	051116\1093.wiff	Unknown	Pfhxa 2	1842.3	N/A	6.53	13c_pfhxa	2821100.	5.0000
5083	051116\1093.wiff	Unknown	Pfhpa 1	0.0000	N/A	0.00	13c_pfhxa	2821100.	5.0000
5084	051116\1093.wiff	Unknown	Pfhpa 2	0.0000	N/A	0.00	13c_pfhxa	2821100.	5.0000

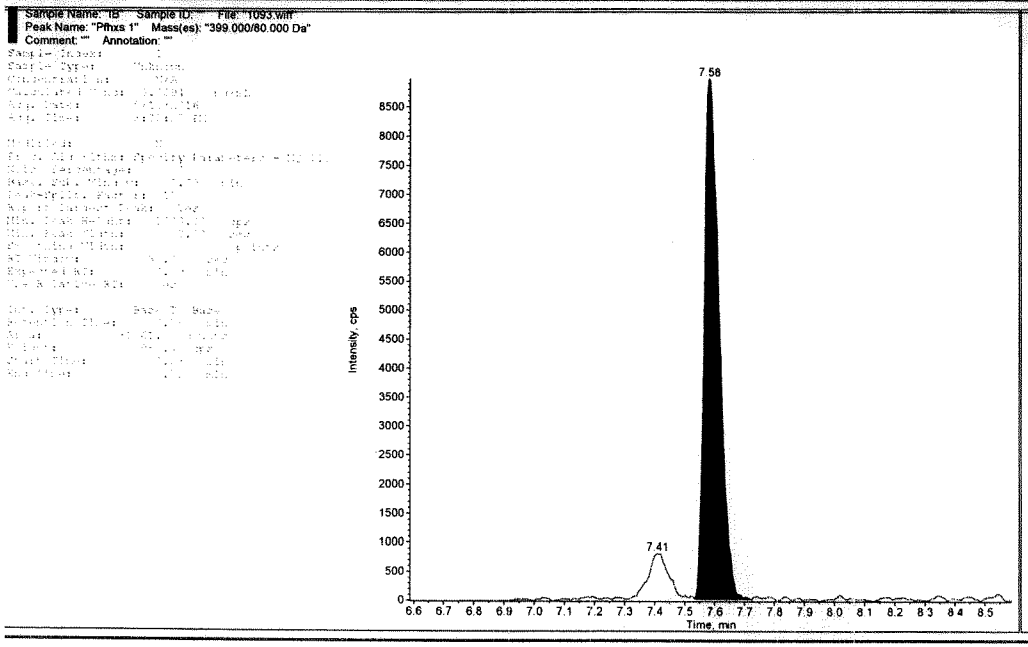

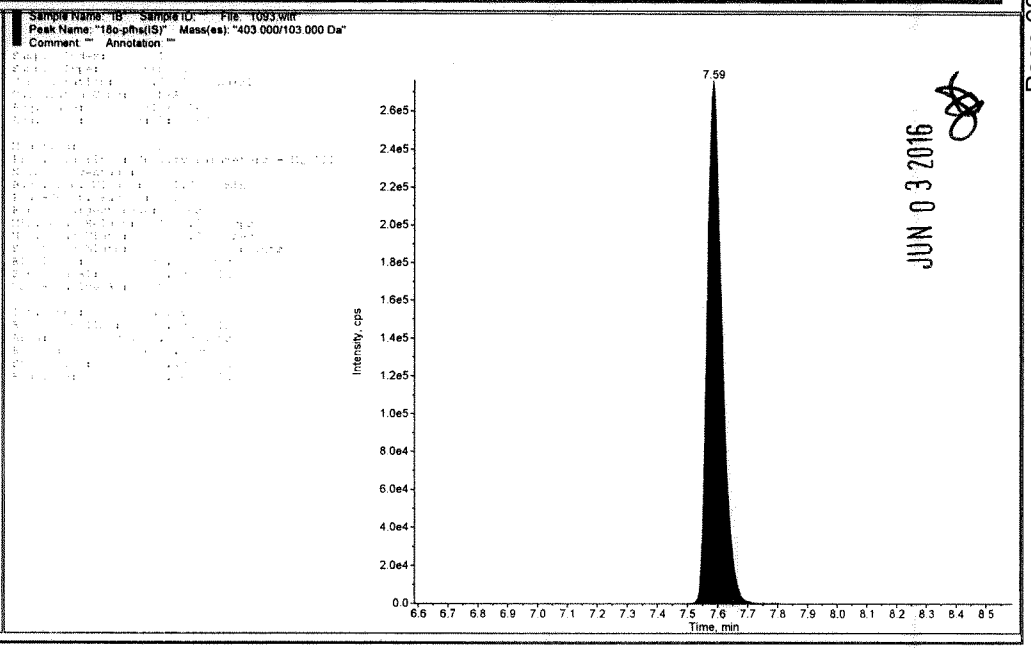

JUN 0 3 2016

	File Name	Sample Type	Analyte Peak Name	Analyte Peak Area (counts)	Analyte Concentration (ng/mL)	Analyte Retention Time (min)	IS Peak Name	IS Peak Area (counts)	IS Concentration (ng/mL)
5077	051116\1093.wiff	Unknown	Pfpea 1	0.0000	N/A	0.00	13c_pfhxa	2821100.	5.0000
5078	051116\1093.wiff	Unknown	Pfpea 2	0.0000	N/A	0.00	13c_pfhxa	2821100.	5.0000
5079	051116\1093.wiff	Unknown	Pfbs 1	1244.9	N/A	5.41	18o-pfhs	934730.	5.0000
5080	051116\1093.wiff	Unknown	Pfbs 2	0.0000	N/A	0.00	18o-pfhs	934730.	5.0000
5081	051116\1093.wiff	Unknown	Pfhxa 1	23594.	N/A	6.52	13c_pfhxa	2821100.	5.0000
5082	051116\1093.wiff	Unknown	Pfhxa 2	1842.3	N/A	6.53	13c_pfhxa	2821100.	5.0000
5083	051116\1093.wiff	Unknown	Pfhpa 1	0.0000	N/A	0.00	13c_pfhxa	2821100.	5.0000
5084	051116\1093.wiff	Unknown	Pfhpa 2	0.0000	N/A	0.00	13c_pfhxa	2821100.	5.0000
5085	051116\1093.wiff	Unknown	Pfhxs 1	35215.	N/A	7.58	18o-pfhs	934730.	5.0000
5086	051116\1093.wiff	Unknown	Pfhxs 2	12835.	N/A	7.58	18o-pfhs	934730.	5.0000
5087	051116\1093.wiff	Unknown	Pfoa 1	8965.9	N/A	8.23	13c-pfoa	2279100.	5.0000
5088	051116\1093.wiff	Unknown	Pfoa 2	15892.	N/A	8.23	13c-pfoa	2279100.	5.0000
5089	051116\1093.wiff	Unknown	Pfna 1	0.0000	N/A	0.00	13c-pfna	2550000.	5.0000
5090	051116\1093.wiff	Unknown	Pfna 2	0.0000	N/A	0.00	13c-pfna	2550000.	5.0000

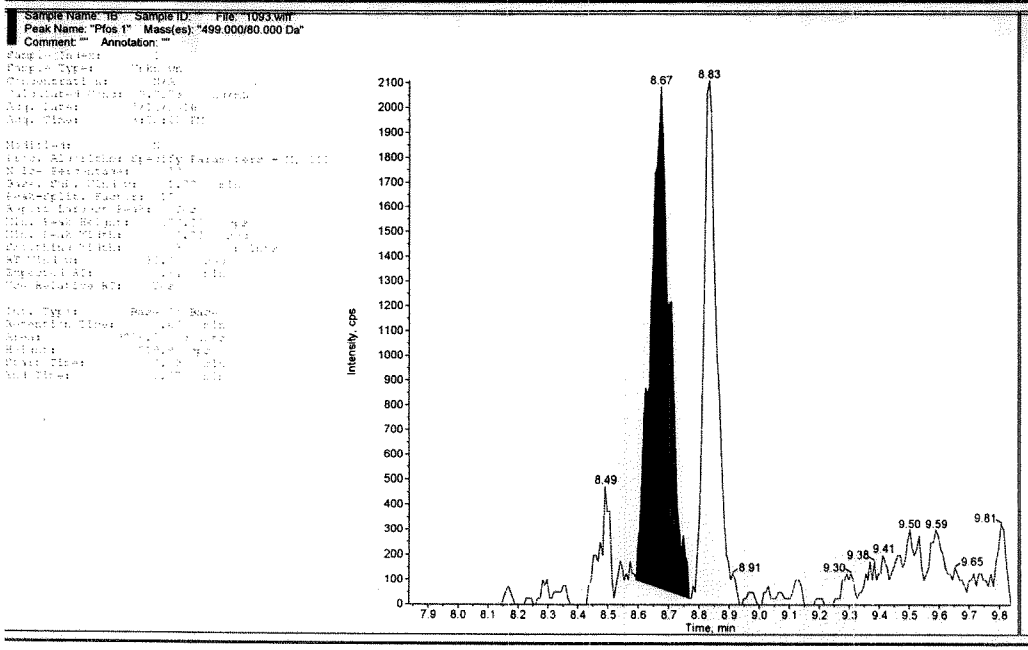

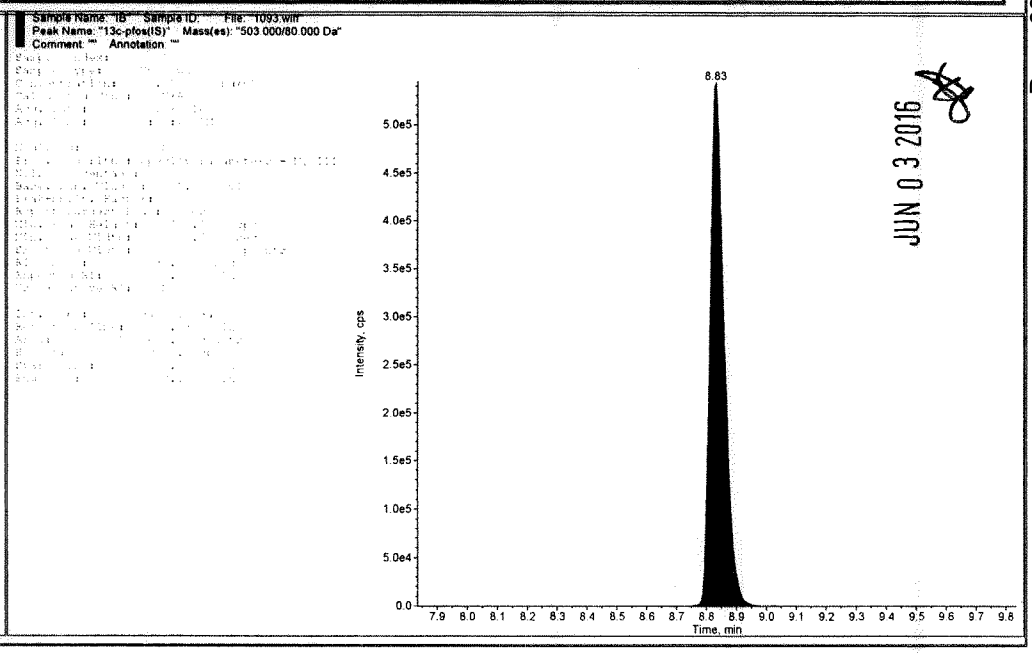

JUN 0 3 2016

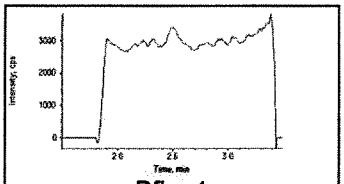
Pfba 1
213.000/169.000 Da
□ Baseline □ Missed
□ Wrong Peak

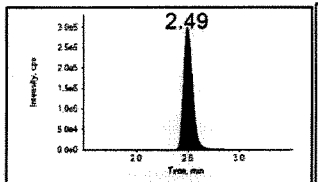

13c_pfba
217.000/172.000 Da
□ Baseline □ Missed
□ Wrong Peak

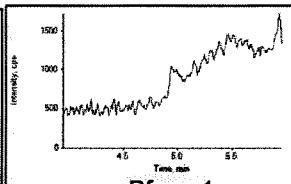
Pfpea 1
263.000/219.000 Da
□ Baseline □ Missed
□ Wrong Peak

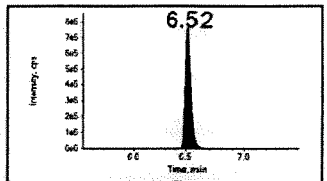

13c_pfhxa
315.000/270.000 Da
□ Baseline □ Missed
□ Wrong Peak

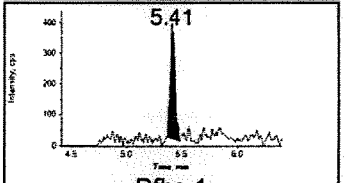

Pfbs 1
299.000/80.000 Da
□ Baseline □ Missed
□ Wrong Peak

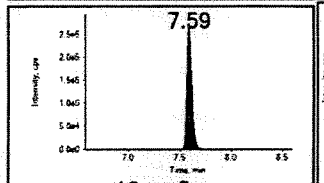

18o-pfhs
403.000/103.000 Da
□ Baseline □ Missed
□ Wrong Peak

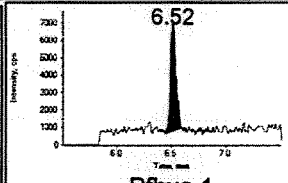

Pfhxa 1
313.000/269.000 Da
□ Baseline □ Missed
□ Wrong Peak

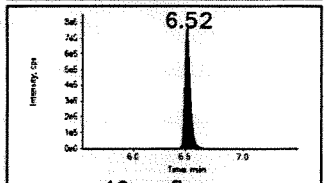

13c_pfhxa
315.000/270.000 Da
□ Baseline □ Missed
□ Wrong Peak

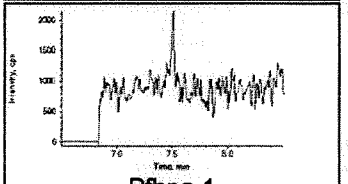
Pfhpa 1
363.000/319.000 Da
□ Baseline □ Missed
□ Wrong Peak

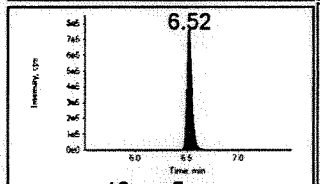

13c_pfhxa
315.000/270.000 Da
□ Baseline □ Missed
□ Wrong Peak

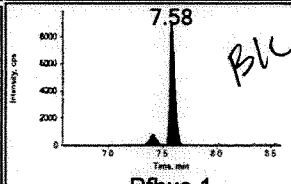

Pfhxs 1
399.000/80.000 Da
□ Baseline □ Missed
□ Wrong Peak

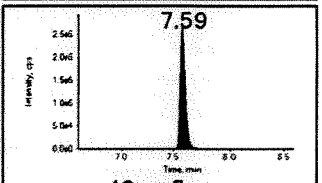

18o-pfhs
403.000/103.000 Da
□ Baseline □ Missed
□ Wrong Peak

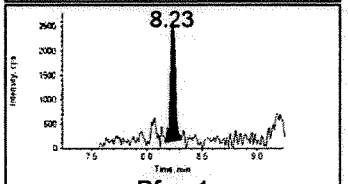

Pfoa 1
413.000/169.000 Da
□ Baseline □ Missed
□ Wrong Peak

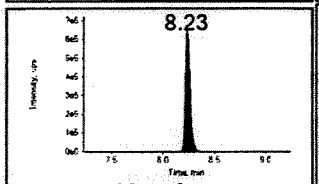

13c-pfoa
417.000/372.000 Da
□ Baseline □ Missed
□ Wrong Peak

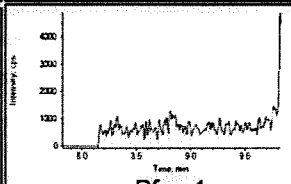
Pfna 1
463.000/419.000 Da
□ Baseline □ Missed
□ Wrong Peak

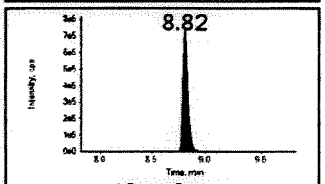

13c-pfna
468.000/423.000 Da
□ Baseline □ Missed
□ Wrong Peak

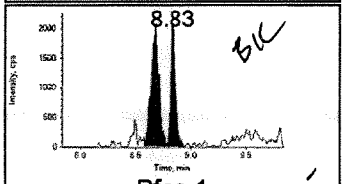

Pfos 1
499.000/80.000 Da
□ Baseline □ Missed
□ Wrong Peak

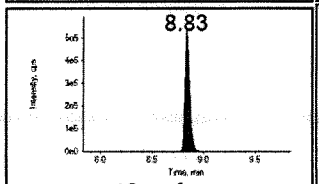

13c-pfos
503.000/80.000 Da
□ Baseline □ Missed
□ Wrong Peak

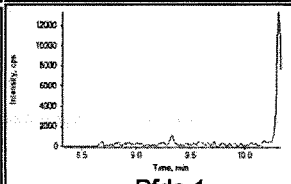
Pfda 1
513.000/469.000 Da
□ Baseline □ Missed
□ Wrong Peak

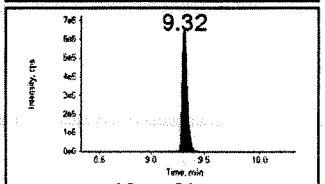

13c-pfda
515.000/470.000 Da
□ Baseline □ Missed
□ Wrong Peak

JUN 0 3 2016

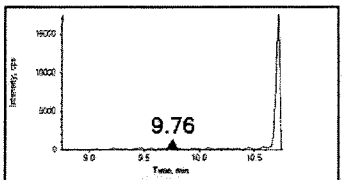

Pfuna 1
563.000/519.000 Da
□ Baseline □ Missed
□ Wrong Peak

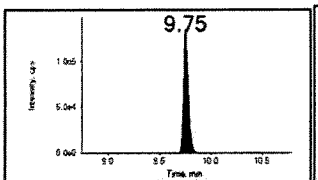

13c-pfuna
565.000/520.000 Da
□ Baseline □ Missed
□ Wrong Peak

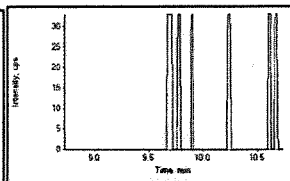

Pfds 1
599.000/80.000 Da
□ Baseline □ Missed
□ Wrong Peak

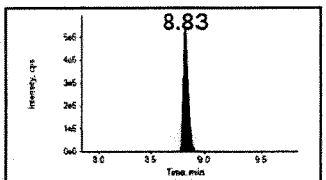

13c-pfos
503.000/80.000 Da
□ Baseline □ Missed
□ Wrong Peak

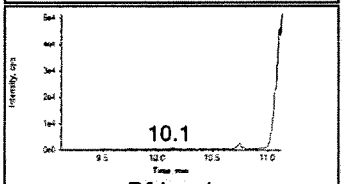

Pfdoa 1
613.000/569.000 Da
□ Baseline □ Missed
□ Wrong Peak

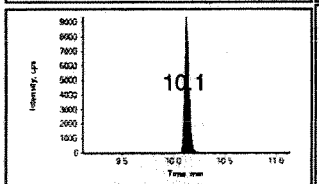

13c-pfdoda
615.000/570.000 Da
□ Baseline □ Missed
□ Wrong Peak

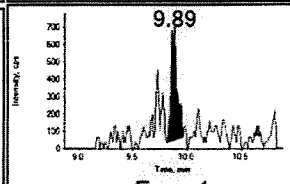

Fosa 1
498.000/78.000 Da
□ Baseline □ Missed
□ Wrong Peak

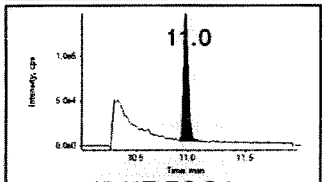

d5-NEtFOSA
531.000/169.000 Da
□ Baseline □ Missed
□ Wrong Peak

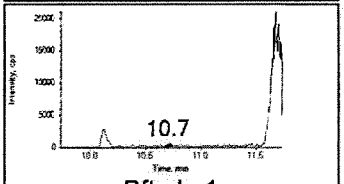

Pfteda 1
713.000/669.000 Da
□ Baseline □ Missed
□ Wrong Peak

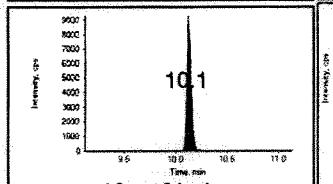

13c-pfdoda
615.000/570.000 Da
□ Baseline □ Missed
□ Wrong Peak

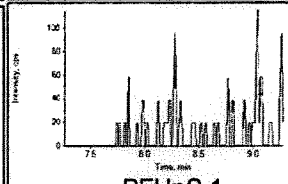

PFHpS 1
449.400/80.000 Da
□ Baseline □ Missed
□ Wrong Peak

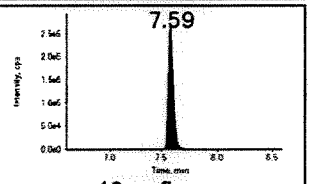

18o-pfhs
403.000/103.000 Da
□ Baseline □ Missed
□ Wrong Peak

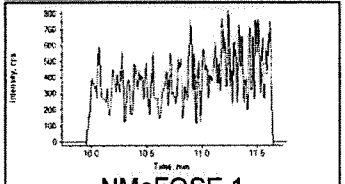

NMeFOSE 1
616.200/58.800 Da
□ Baseline □ Missed
□ Wrong Peak

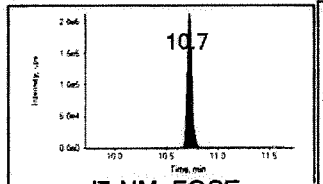

d7-NMeFOSE
623.000/59.000 Da
□ Baseline □ Missed
□ Wrong Peak

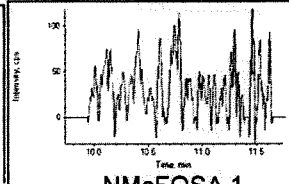

NMeFOSA 1
512.200/169.300 Da
□ Baseline □ Missed
□ Wrong Peak

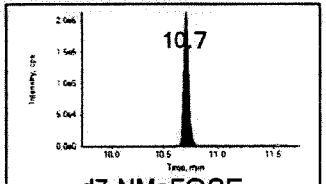

d7-NMeFOSE
623.000/59.000 Da
□ Baseline □ Missed
□ Wrong Peak

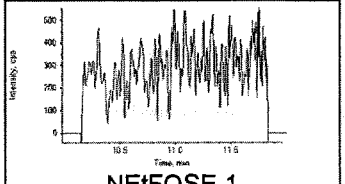

NEtFOSE 1
630.200/59.000 Da
□ Baseline □ Missed
□ Wrong Peak

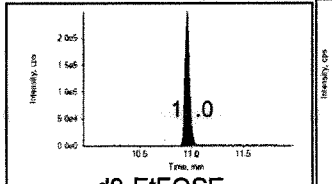

d9-EtFOSE
639.000/59.000 Da
□ Baseline □ Missed
□ Wrong Peak

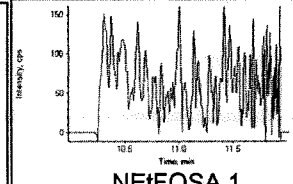

NEtFOSA 1
526.200/169.000 Da
□ Baseline □ Missed
□ Wrong Peak

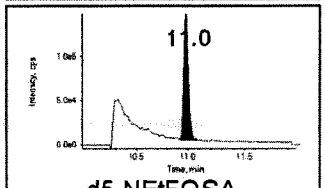

d5-NEtFOSA
531.000/169.000 Da
□ Baseline □ Missed
□ Wrong Peak

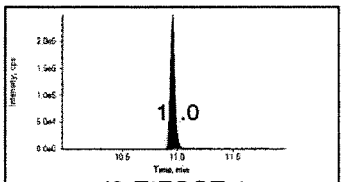

d9-EtFOSE 1
639.000/59.000 Da
□ Baseline □ Missed
□ Wrong Peak

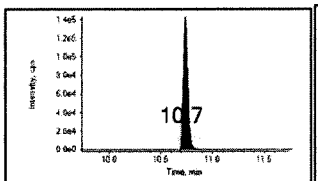

N_mefosa_d3
515.000/169.000 Da
□ Baseline □ Missed
□ Wrong Peak

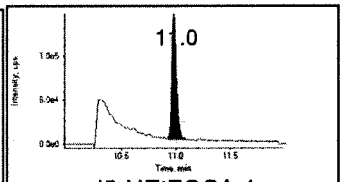

d5-NEtFOSA 1
531.000/169.000 Da
□ Baseline □ Missed
□ Wrong Peak

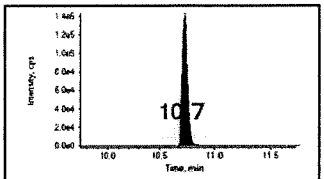

N_mefosa_d3
515.000/169.000 Da
□ Baseline □ Missed
□ Wrong Peak

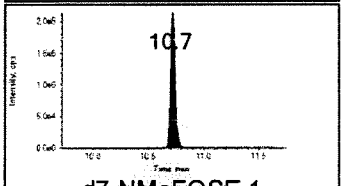

d7-NMeFOSE 1
623.000/59.000 Da
□ Baseline □ Missed
□ Wrong Peak

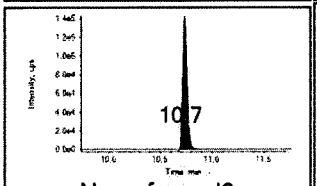

N_mefosa_d3
515.000/169.000 Da
□ Baseline □ Missed
□ Wrong Peak

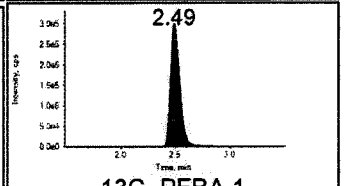

13C_PFBA 1
217.000/172.000 Da
□ Baseline □ Missed
□ Wrong Peak

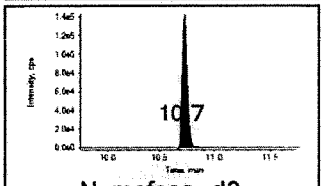

N_mefosa_d3
515.000/169.000 Da
□ Baseline □ Missed
□ Wrong Peak

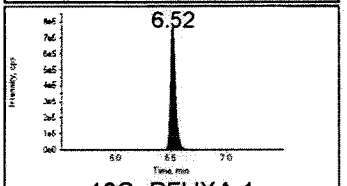

13C_PFHXA 1
315.000/270.000 Da
□ Baseline □ Missed
□ Wrong Peak

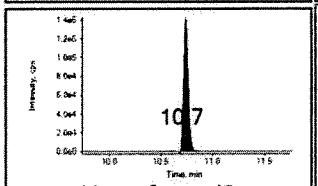

N_mefosa_d3
515.000/169.000 Da
□ Baseline □ Missed
□ Wrong Peak

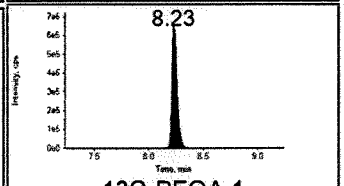

13C-PFOA 1
417.000/372.000 Da
□ Baseline □ Missed
□ Wrong Peak

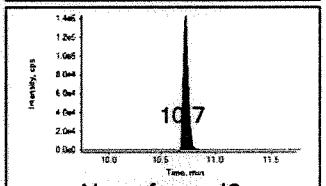

N_mefosa_d3
515.000/169.000 Da
□ Baseline □ Missed
□ Wrong Peak

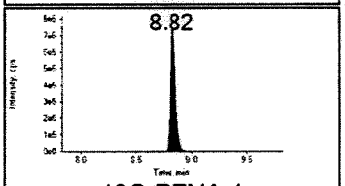

13C-PFNA 1
468.000/423.000 Da
□ Baseline □ Missed
□ Wrong Peak

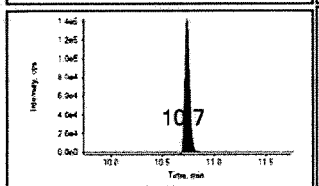

N_mefosa_d3
515.000/169.000 Da
□ Baseline □ Missed
□ Wrong Peak

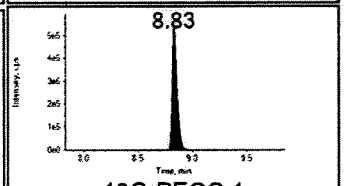

13C-PFOS 1
503.000/80.000 Da
□ Baseline □ Missed
□ Wrong Peak

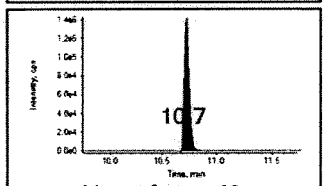

N_mefosa_d3
515.000/169.000 Da
□ Baseline □ Missed
□ Wrong Peak

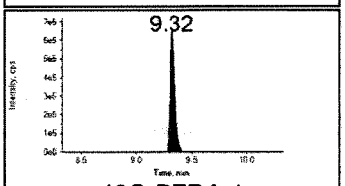

13C-PFDA 1
515.000/470.000 Da
□ Baseline □ Missed
□ Wrong Peak

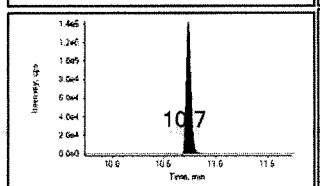

N_mefosa_d3
515.000/169.000 Da
□ Baseline □ Missed
□ Wrong Peak

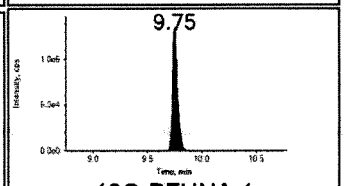

13C-PFUNA 1
565.000/520.000 Da
□ Baseline □ Missed
□ Wrong Peak

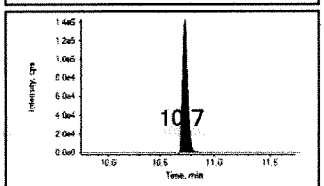

N_mefosa_d3
515.000/169.000 Da
□ Baseline □ Missed
□ Wrong Peak

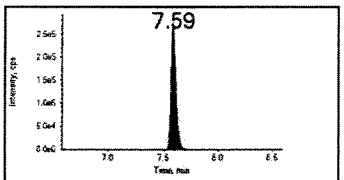

18O-PFHxS 1
403.000/103.000 Da
□ Baseline □ Missed
□ Wrong Peak

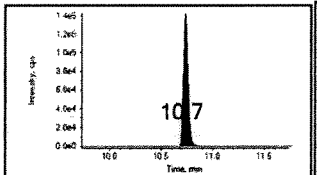

N_mefosa_d3
515.000/169.000 Da
□ Baseline □ Missed
□ Wrong Peak

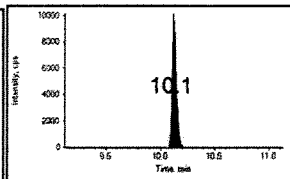

13C-PFDoA 1
615.000/570.000 Da
□ Baseline □ Missed
□ Wrong Peak

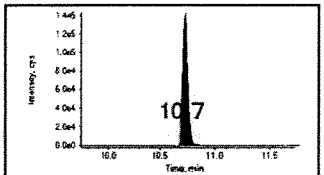

N_mefosa_d3
515.000/169.000 Da
□ Baseline □ Missed
□ Wrong Peak

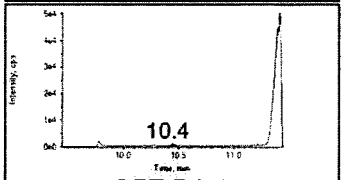

PFTrDA 1
663.000/619.000 Da
□ Baseline □ Missed
□ Wrong Peak

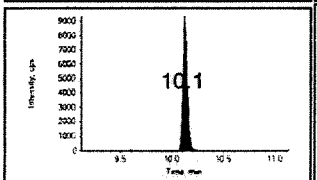

13c-pfdoda
615.000/570.000 Da
□ Baseline □ Missed
□ Wrong Peak

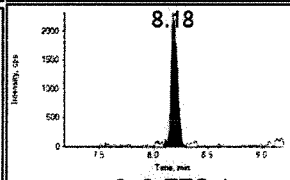

6_2-FTS 1
427.000/407.000 Da
□ Baseline □ Missed
□ Wrong Peak

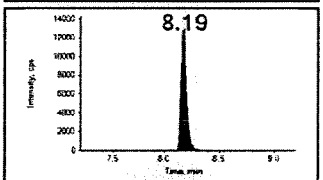

13C2-6_2-FTS
429.500/409.000 Da
□ Baseline □ Missed
□ Wrong Peak

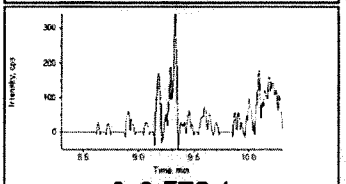

8_2-FTS 1
527.200/507.100 Da
□ Baseline □ Missed
□ Wrong Peak

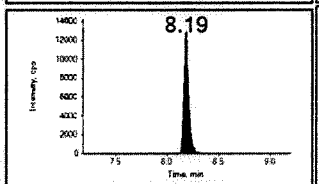

13C2-6_2-FTS
429.500/409.000 Da
□ Baseline □ Missed
□ Wrong Peak

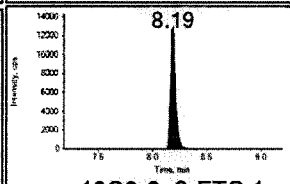

13C2-6_2-FTS 1
429.500/409.000 Da
□ Baseline □ Missed
□ Wrong Peak

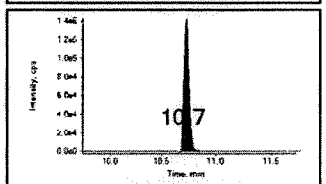

N_mefosa_d3
515.000/169.000 Da
□ Baseline □ Missed
□ Wrong Peak

Ion Ratio Confirmation

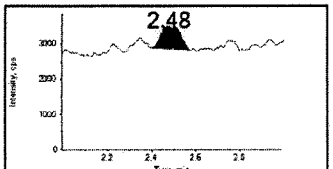

Pfba 2
Mod? No
□ Baseline □ Missed
□ Wrong Peak

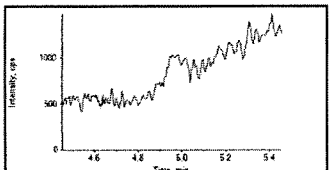

Pfpea 2
Mod? No
□ Baseline □ Missed
□ Wrong Peak

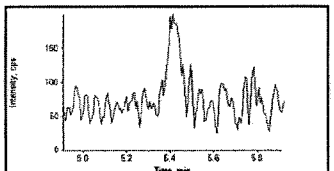

Pfbs 2
Mod? No
□ Baseline □ Missed
□ Wrong Peak

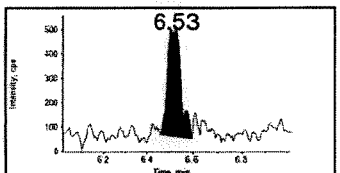

Pfhxa 2
Mod? No
□ Baseline □ Missed
□ Wrong Peak

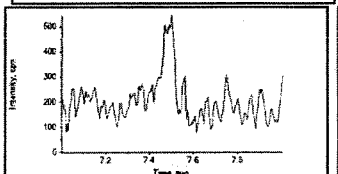

Pfhpa 2
Mod? No
□ Baseline □ Missed
□ Wrong Peak

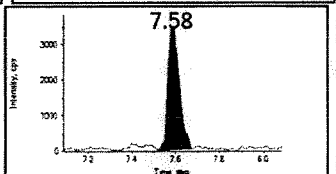

Pfhxs 2
Mod? No
□ Baseline □ Missed
□ Wrong Peak

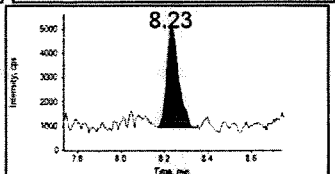

Pfoa 2
Mod? No
□ Baseline □ Missed
□ Wrong Peak

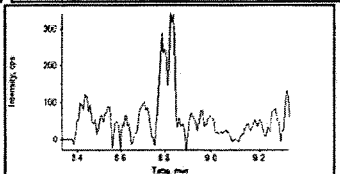

Pfna 2
Mod? Yes
□ Baseline □ Missed
□ Wrong Peak

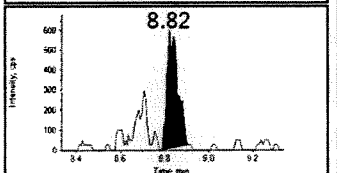

Pfos 2
Mod? No
□ Baseline □ Missed
□ Wrong Peak

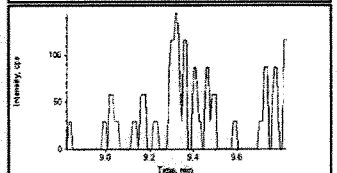

Pfda 2
Mod? No
□ Baseline □ Missed
□ Wrong Peak

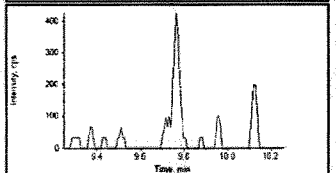

Pfuna 2
Mod? No
□ Baseline □ Missed
□ Wrong Peak

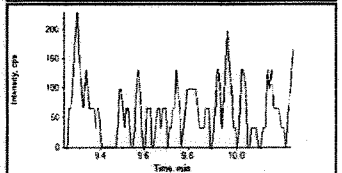

Pfds 2
Mod? No
□ Baseline □ Missed
□ Wrong Peak

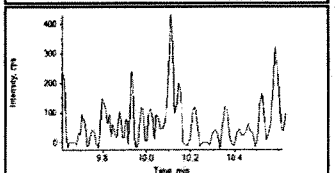

Pfdoa 2
Mod? No
□ Baseline □ Missed
□ Wrong Peak

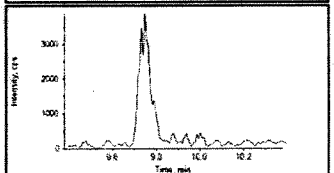

Fosa 2
Mod? No
□ Baseline □ Missed
□ Wrong Peak

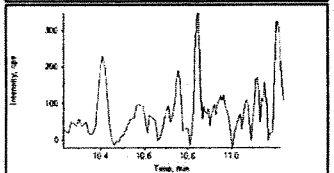

Pfteda 2
Mod? No
□ Baseline □ Missed
□ Wrong Peak

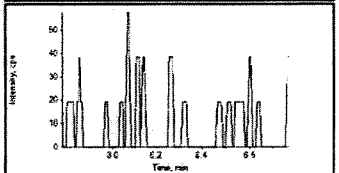

PFHpS 2
Mod? No
□ Baseline □ Missed
□ Wrong Peak

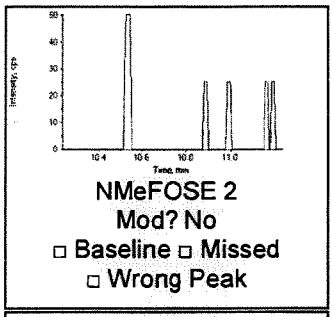

NMeFOSE 2
Mod? No
□ Baseline □ Missed
□ Wrong Peak

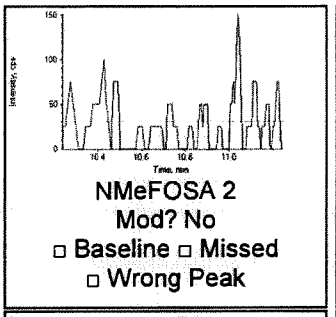

NMeFOSA 2
Mod? No
□ Baseline □ Missed
□ Wrong Peak

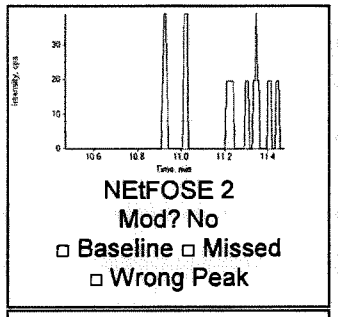

NEtFOSE 2
Mod? No
□ Baseline □ Missed
□ Wrong Peak

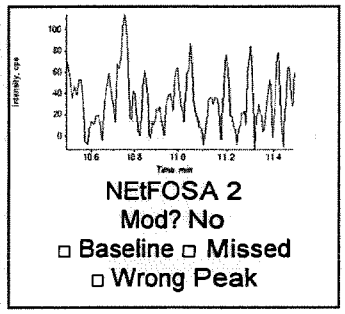

NEtFOSA 2
Mod? No
□ Baseline □ Missed
□ Wrong Peak

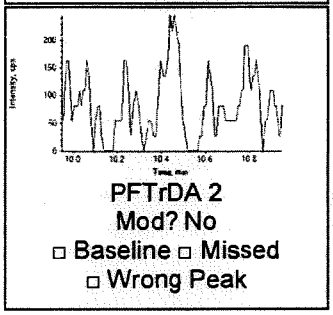

PFTrDA 2
Mod? No
□ Baseline □ Missed
□ Wrong Peak

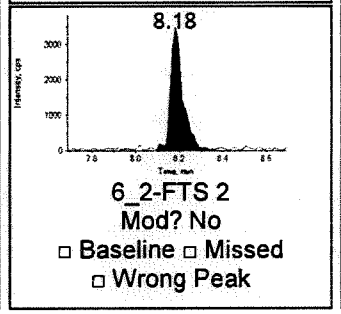

6_2-FTS 2
Mod? No
□ Baseline □ Missed
□ Wrong Peak

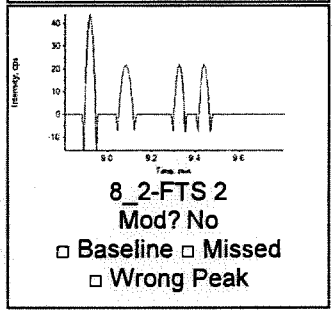

8_2-FTS 2
Mod? No
□ Baseline □ Missed
□ Wrong Peak

Project	Ewan's Projects\PFCs	**Result Table**	051116.rdb
Data File	051116\1104.wiff	**Algorithm Used**	MQL
Acquisition Method	PFC_090315 schedule mrm.dam	**Instrument Name**	LCMS02

Sample Name	PFC 1ppb	**Injection Vial**	20006
Acquisition Date	5/12/2016 6:21:32 PM	**Injection Volume**	10
Acquisition Method	PFC_090315 schedule mrm.dam	**Sample Type**	Quality Control
Sample ID	15-OLC-02-45F	**Dilution Factor**	1.00

Results Summary

* NFOR DOD samples

Analyte Name	Analyte RT (Expected)	IS Name	IS Area	Analyte Area	Exp Conc (ng/mL)	Calc. Conc (ng/mL)	Accuracy (%)	Mod?
Pfba 1	2.50 (2.50)	13c_pfba	1843565	374417	1.00	1.1890	119	No
Pfpea 1	4.96 (4.96)	13c_pfhxa	2797616	355415	1.00	1.1150	111	No
Pfbs 1	5.41 (5.42)	18o-pfhs	926656	645414	1.00	1.2070	121	No
Pfhxa 1	6.52 (6.52)	13c_pfhxa	2797616	584030	1.00	1.1890	119	No
Pfhpa 1	7.51 (7.51)	13c_pfhxa	2797616	716424	1.00	1.1760	118	No
Pfhxs 1	7.59 (7.59)	18o-pfhs	926656	625793	1.00	1.1990	120	No
Pfoa 1	8.24 (8.24)	13c-pfoa	2219275	257168	1.00	1.0810	108	No
Pfna 1	8.83 (8.83)	13c-pfna	2541622	569234	1.00	1.1720	117	No
Pfos 1	8.84 (8.84)	13c-pfos	1785084	380336	1.00	1.1450	115	No
Pfda 1	9.32 (9.32)	13c-pfda	2143094	484054	1.00	1.2570	* 126	No
Pfuna 1	9.75 (9.75)	13c-pfuna	465690	277474	1.00	1.1180	112	No
Pfds 1	9.73 (9.73)	13c-pfos	1785084	431164	1.00	1.1430	114	No
Pfdoa 1	10.10 (10.10)	13c-pfdoda	27036	332758	1.00	1.2860	* 129	No
Fosa 1	9.88 (9.88)	d5-NEtFOSA	458024	562822	1.00	1.1230	112	No
Pfteda 1	10.70 (10.70)	13c-pfdoda	27036	223419	1.00	1.2780	* 128	No
PFHpS 1	8.27 (8.27)	18o-pfhs	926656	43616	1.00	1.2300	123	No
NMeFOSE 1	10.70 (10.70)	d7-NMeFOSE	593669	170873	1.00	1.2910	* 129	No
NMeFOSA 1	10.70 (10.70)	d7-NMeFOSE	593669	60500	1.00	1.0520	105	No
NEtFOSE 1	11.00 (11.00)	d9-EtFOSE	836184	200963	1.00	1.1240	112	No
NEtFOSA 1	11.00 (11.00)	d5-NEtFOSA	458024	95775	1.00	1.2010	120	No
d9-EtFOSE 1	10.90 (11.00)	N_mefosa d3	471386	836184	5.00	5.4070	108	No
d5-NEtFOSA 1	11.00 (11.00)	N_mefosa d3	471386	458024	5.00	4.6150	92	No
d7-NMeFOSE 1	10.70 (10.70)	N_mefosa d3	471386	593669	5.00	4.9420	99	No

JUN 03 2016

Analyte Name	Analyte RT (Expected)	IS Name	IS Area	Analyte Area	Exp Conc (ng/mL)	Calc. Conc (ng/mL)	Accuracy (%)	Mod?
13C_PFBA 1	2.49 (2.49)	N_mefosa d3	471386	1843565	5.00	4.4320	89	No
13C_PFHXA 1	6.52 (6.51)	N_mefosa d3	471386	2797616	5.00	4.6550	93	No
13C-PFOA 1	8.24 (8.23)	N_mefosa d3	471386	2219275	5.00	4.7340	95	No
13C-PFNA 1	8.83 (8.82)	N_mefosa d3	471386	2541622	5.00	4.9030	98	No
13C-PFOS 1	8.84 (8.83)	N_mefosa d3	471386	1785084	5.00	4.5330	91	No
13C-PFDA 1	9.32 (9.32)	N_mefosa d3	471386	2143094	5.00	4.7220	94	No
13C-PFUNA 1	9.75 (9.75)	N_mefosa d3	471386	465690	5.00	4.8410	97	No
18O-PFHxS 1	7.59 (7.58)	N_mefosa d3	471386	926656	5.00	4.5540	91	No
13C-PFDoA 1	10.10 (10.10)	N_mefosa d3	471386	26715	5.00	4.3080	86	No
PFTrDA 1	10.40 (10.40)	13c-pfdoda	27036	412927	1.00	1.2520	125	No
6_2-FTS 1	8.19 (8.18)	13C2-6_2-FTS	44119	168147	1.00	0.9720	97	No
8_2-FTS 1	9.30 (9.30)	13C2-6_2-FTS	44119	166931	1.00	1.0770	108	No
13C2-6_2-FTS 1	8.18 (8.19)	N_mefosa d3	471386	44119	5.00	4.5280	91	No

IRC Summary

Analyte Peak Name	RT (Exp RT)	Area	Modified?	Ratio Confirms ID
Pfba 2	2.50 (2.50)	368029	No	YES
Pfpea 2	4.96 (4.96)	355381	No	YES
Pfbs 2	5.41 (5.42)	257109	No	YES
Pfhxa 2	6.52 (6.52)	51152	No	YES
Pfhpa 2	7.51 (7.51)	263233	No	YES
Pfhxs 2	7.59 (7.59)	238762	No	YES
Pfoa 2	8.24 (8.24)	520120	No	YES
Pfna 2	8.83 (8.83)	154028	No	YES
Pfos 2	8.84 (8.84)	123684	No	YES
Pfda 2	9.32 (9.32)	85774	No	YES
Pfuna 2	9.74 (9.74)	90852	No	YES
Pfds 2	9.73 (9.73)	133057	No	YES
Pfdoa 2	10.10 (10.10)	90790	No	YES

Analyte Peak Name	RT (Exp RT)	Area	Modified?	Ratio Confirms ID
Fosa 2	9.88 (9.88)	16682	Yes	YES
Pfteda 2	10.70 (10.70)	55152	No	YES
PFHpS 2	8.27 (8.27)	17342	No	YES
NMeFOSE 2	10.70 (10.70)	1671	No	YES
NMeFOSA 2	10.70 (10.70)	61620	No	YES
NEtFOSE 2	11.00 (11.00)	1105	No	No
NEtFOSA 2	11.00 (11.00)	64003	No	YES
PFTrDA 2	10.40 (10.40)	99304	No	YES
6_2-FTS 2	8.19 (8.18)	224392	No	YES
8_2-FTS 2	9.30 (9.30)	17029	No	YES

Quantitative Peak Review

PFC 1ppb 15-OLC-02-45F

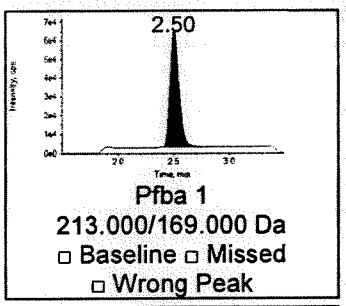

Pfba 1
213.000/169.000 Da
□ Baseline □ Missed
□ Wrong Peak

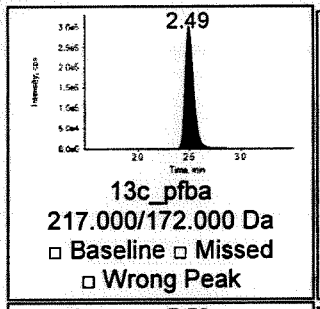

13c_pfba
217.000/172.000 Da
□ Baseline □ Missed
□ Wrong Peak

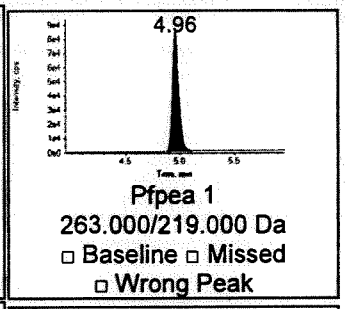

Pfpea 1
263.000/219.000 Da
□ Baseline □ Missed
□ Wrong Peak

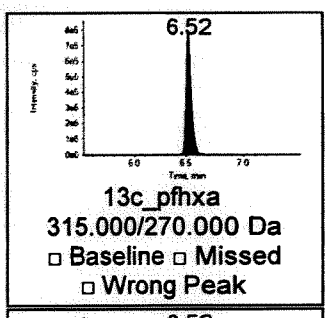

13c_pfhxa
315.000/270.000 Da
□ Baseline □ Missed
□ Wrong Peak

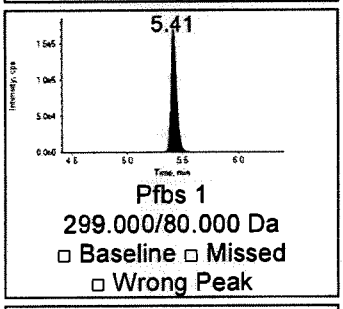

Pfbs 1
299.000/80.000 Da
□ Baseline □ Missed
□ Wrong Peak

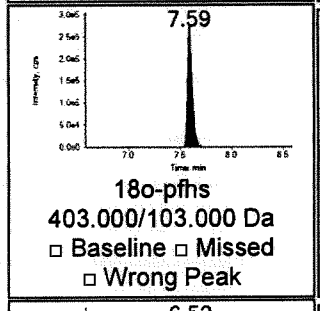

18o-pfhs
403.000/103.000 Da
□ Baseline □ Missed
□ Wrong Peak

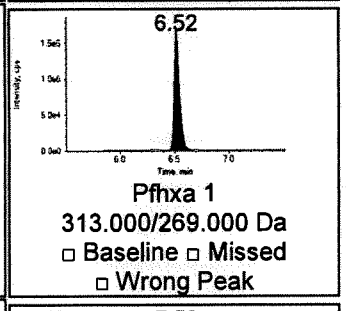

Pfhxa 1
313.000/269.000 Da
□ Baseline □ Missed
□ Wrong Peak

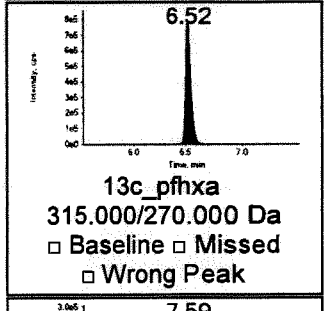

13c_pfhxa
315.000/270.000 Da
□ Baseline □ Missed
□ Wrong Peak

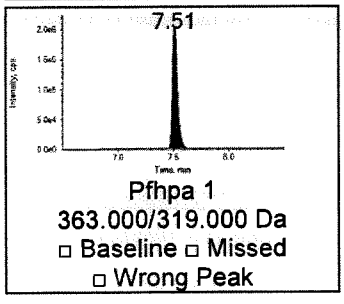

Pfhpa 1
363.000/319.000 Da
□ Baseline □ Missed
□ Wrong Peak

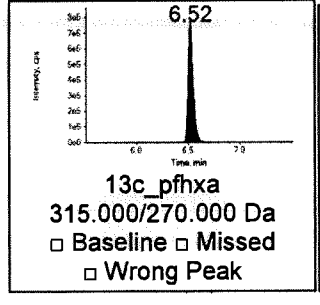

13c_pfhxa
315.000/270.000 Da
□ Baseline □ Missed
□ Wrong Peak

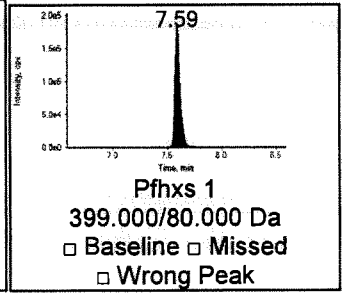

Pfhxs 1
399.000/80.000 Da
□ Baseline □ Missed
□ Wrong Peak

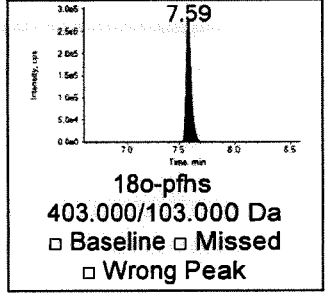

18o-pfhs
403.000/103.000 Da
□ Baseline □ Missed
□ Wrong Peak

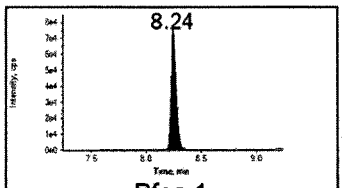

Pfoa 1
413.000/169.000 Da
□ Baseline □ Missed
□ Wrong Peak

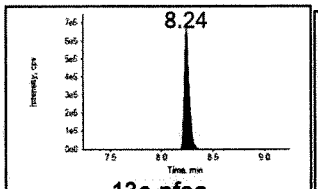

13c-pfoa
417.000/372.000 Da
□ Baseline □ Missed
□ Wrong Peak

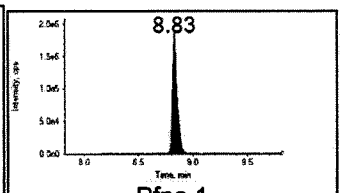

Pfna 1
463.000/419.000 Da
□ Baseline □ Missed
□ Wrong Peak

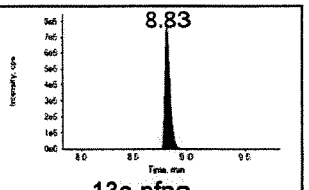

13c-pfna
468.000/423.000 Da
□ Baseline □ Missed
□ Wrong Peak

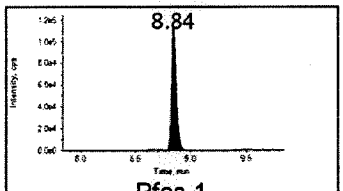

Pfos 1
499.000/80.000 Da
□ Baseline □ Missed
□ Wrong Peak

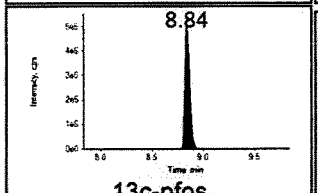

13c-pfos
503.000/80.000 Da
□ Baseline □ Missed
□ Wrong Peak

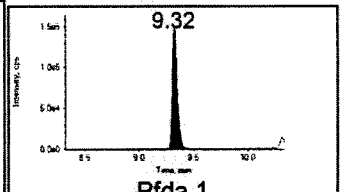

Pfda 1
513.000/469.000 Da
□ Baseline □ Missed
□ Wrong Peak

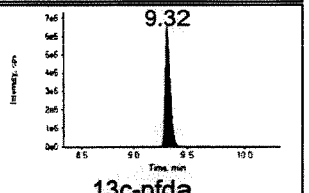

13c-pfda
515.000/470.000 Da
□ Baseline □ Missed
□ Wrong Peak

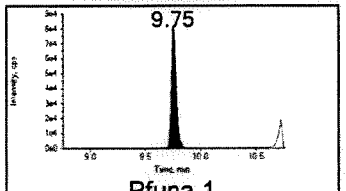

Pfuna 1
563.000/519.000 Da
□ Baseline □ Missed
□ Wrong Peak

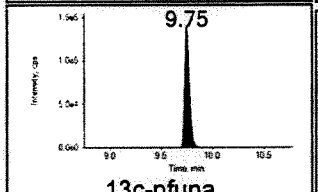

13c-pfuna
565.000/520.000 Da
□ Baseline □ Missed
□ Wrong Peak

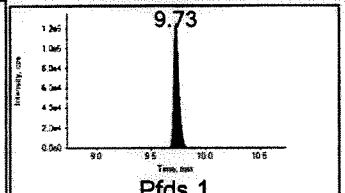

Pfds 1
599.000/80.000 Da
□ Baseline □ Missed
□ Wrong Peak

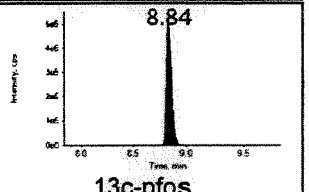

13c-pfos
503.000/80.000 Da
□ Baseline □ Missed
□ Wrong Peak

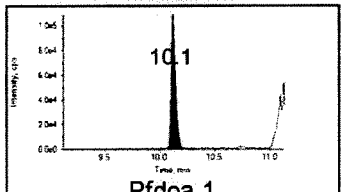

Pfdoa 1
613.000/569.000 Da
□ Baseline □ Missed
□ Wrong Peak

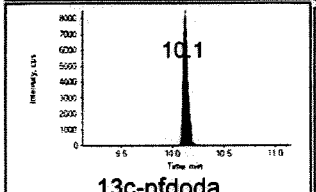

13c-pfdoda
615.000/570.000 Da
□ Baseline □ Missed
□ Wrong Peak

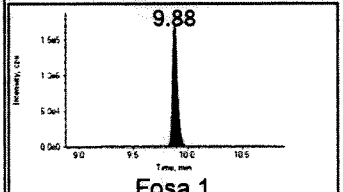

Fosa 1
498.000/78.000 Da
□ Baseline □ Missed
□ Wrong Peak

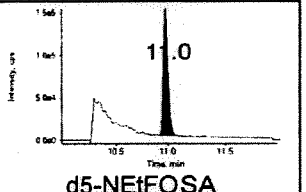

d5-NEtFOSA
531.000/169.000 Da
□ Baseline □ Missed
□ Wrong Peak

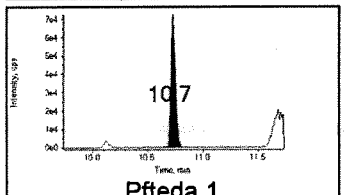

Pfteda 1
713.000/669.000 Da
□ Baseline □ Missed
□ Wrong Peak

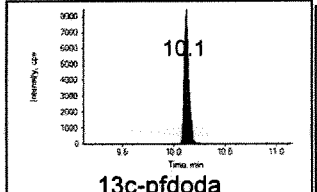

13c-pfdoda
615.000/570.000 Da
□ Baseline □ Missed
□ Wrong Peak

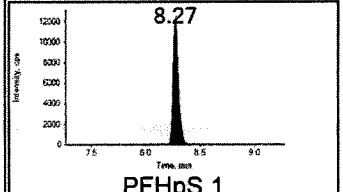

PFHpS 1
449.400/80.000 Da
□ Baseline □ Missed
□ Wrong Peak

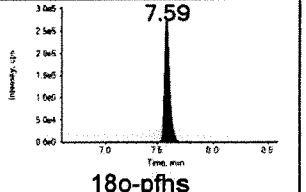

18o-pfhs
403.000/103.000 Da
□ Baseline □ Missed
□ Wrong Peak

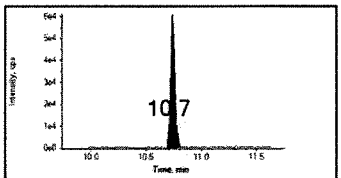

NMeFOSE 1
616.200/58.800 Da
□ Baseline □ Missed
□ Wrong Peak

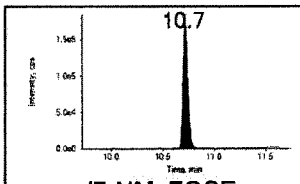

d7-NMeFOSE
623.000/59.000 Da
□ Baseline □ Missed
□ Wrong Peak

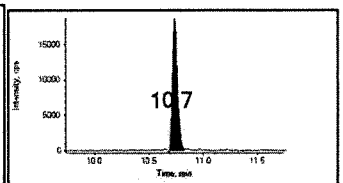

NMeFOSA 1
512.200/169.300 Da
□ Baseline □ Missed
□ Wrong Peak

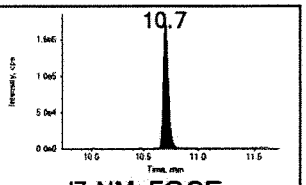

d7-NMeFOSE
623.000/59.000 Da
□ Baseline □ Missed
□ Wrong Peak

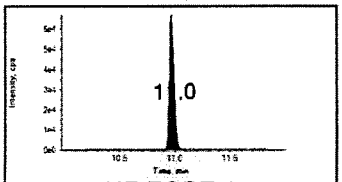

NEtFOSE 1
630.200/59.000 Da
□ Baseline □ Missed
□ Wrong Peak

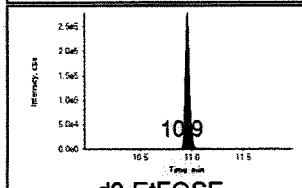

d9-EtFOSE
639.000/59.000 Da
□ Baseline □ Missed
□ Wrong Peak

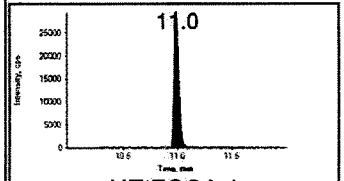

NEtFOSA 1
526.200/169.000 Da
□ Baseline □ Missed
□ Wrong Peak

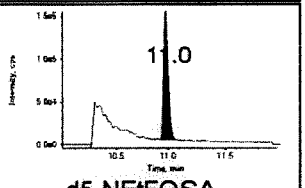

d5-NEtFOSA
531.000/169.000 Da
□ Baseline □ Missed
□ Wrong Peak

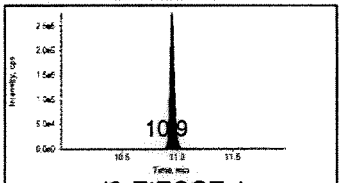

d9-EtFOSE 1
639.000/59.000 Da
□ Baseline □ Missed
□ Wrong Peak

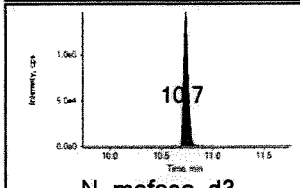

N_mefosa_d3
515.000/169.000 Da
□ Baseline □ Missed
□ Wrong Peak

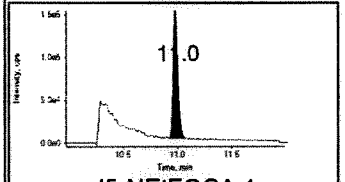

d5-NEtFOSA 1
531.000/169.000 Da
□ Baseline □ Missed
□ Wrong Peak

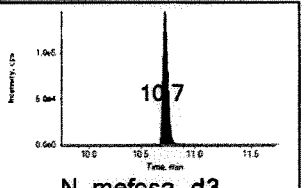

N_mefosa_d3
515.000/169.000 Da
□ Baseline □ Missed
□ Wrong Peak

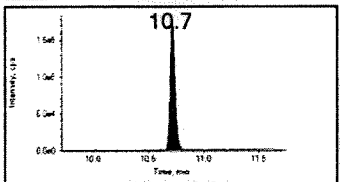

d7-NMeFOSE 1
623.000/59.000 Da
□ Baseline □ Missed
□ Wrong Peak

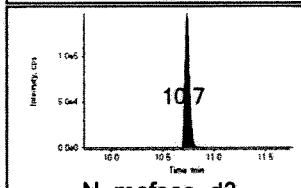

N_mefosa_d3
515.000/169.000 Da
□ Baseline □ Missed
□ Wrong Peak

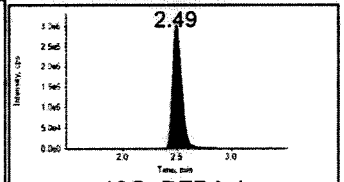

13C_PFBA 1
217.000/172.000 Da
□ Baseline □ Missed
□ Wrong Peak

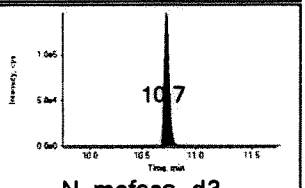

N_mefosa_d3
515.000/169.000 Da
□ Baseline □ Missed
□ Wrong Peak

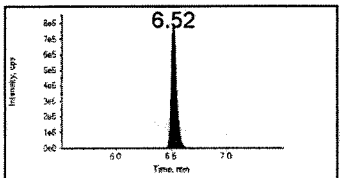

13C_PFHXA 1
315.000/270.000 Da
□ Baseline □ Missed
□ Wrong Peak

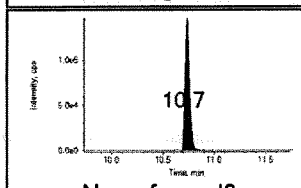

N_mefosa_d3
515.000/169.000 Da
□ Baseline □ Missed
□ Wrong Peak

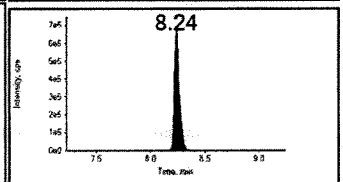

13C-PFOA 1
417.000/372.000 Da
□ Baseline □ Missed
□ Wrong Peak

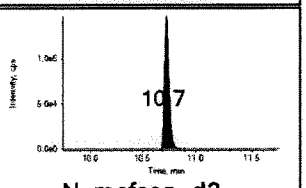

N_mefosa_d3
515.000/169.000 Da
□ Baseline □ Missed
□ Wrong Peak

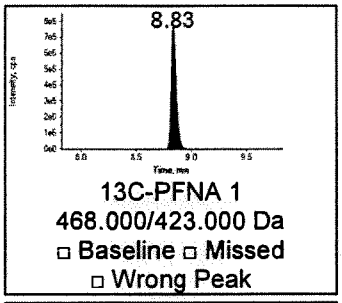

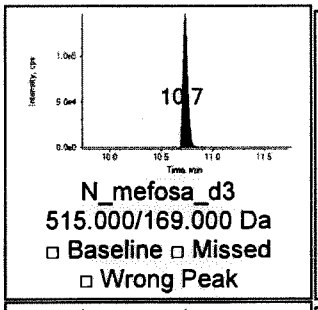

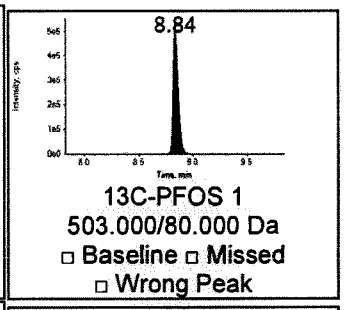

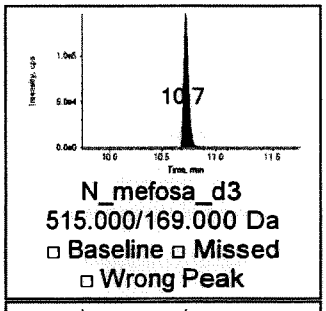

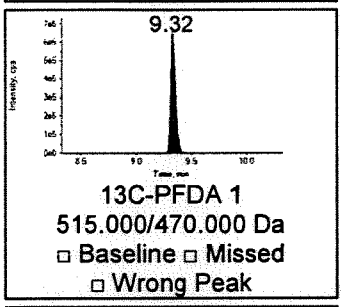

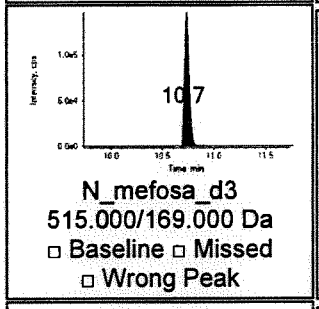

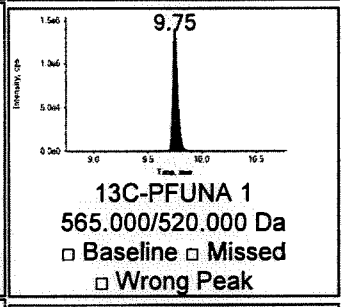

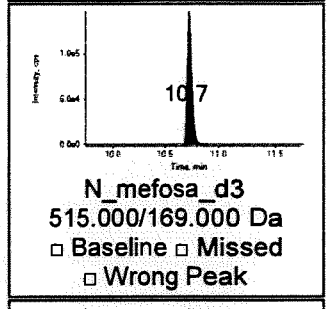

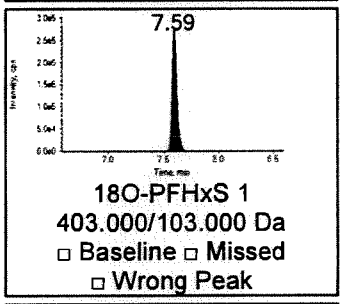

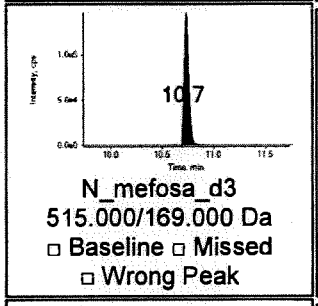

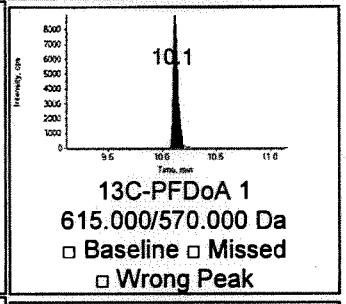

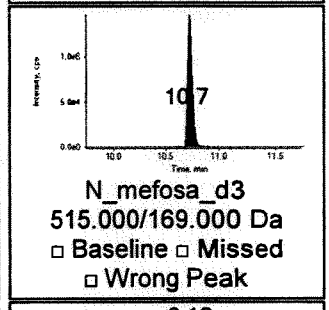

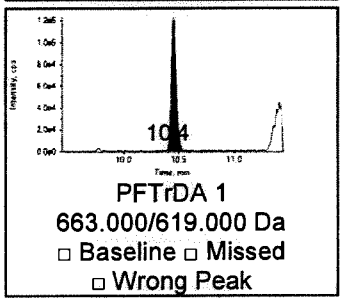

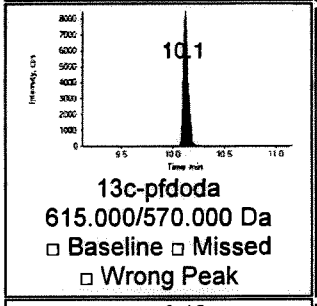

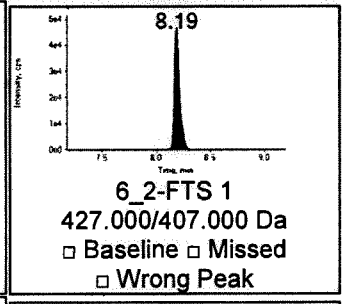

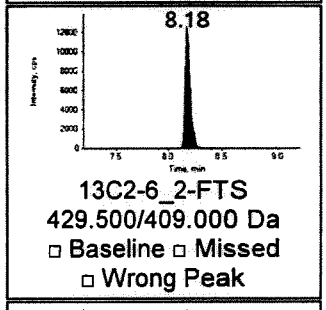

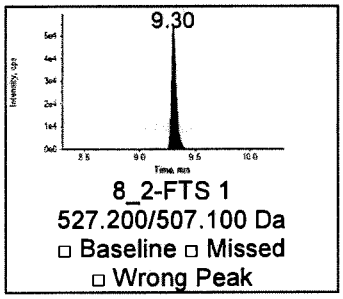

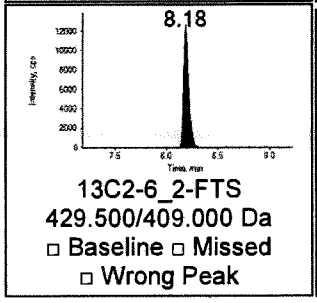

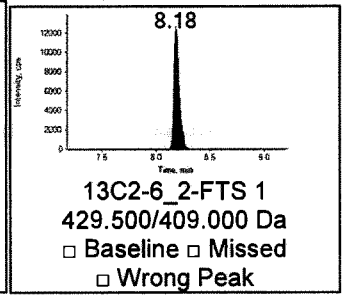

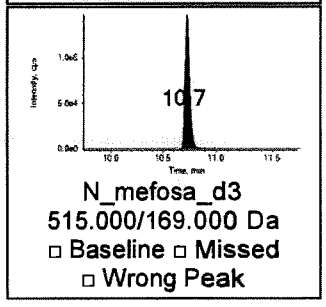

Ion Ratio Confirmation

	File Name	Sample Type	Analyte Peak Name	Analyte Peak Area (counts)	Analyte Concentration (ng/mL)	Analyte Retention Time (min)	IS Peak Name	IS Peak Area (counts)	IS Concentration (ng/mL)
5738	051116\1104.wiff	Quality Control	Pfna 1	569230.	1.0000	8.83	13c-pfna	2541600.	5.0000
5739	051116\1104.wiff	Quality Control	Pfna 2	154030.	1.0000	8.83	13c-pfna	2541600.	5.0000
5740	051116\1104.wiff	Quality Control	Pfos 1	380340.	1.0000	8.84	13c-pfos	1785100.	5.0000
5741	051116\1104.wiff	Quality Control	Pfos 2	123680.	1.0000	8.84	13c-pfos	1785100.	5.0000
5742	051116\1104.wiff	Quality Control	Pfda 1	484050.	1.0000	9.32	13c-pfda	2143100.	5.0000
5743	051116\1104.wiff	Quality Control	Pfda 2	85774.	1.0000	9.32	13c-pfda	2143100.	5.0000
5744	051116\1104.wiff	Quality Control	Pfuna 1	277470.	1.0000	9.75	13c-pfuna	465690.	5.0000
5745	051116\1104.wiff	Quality Control	Pfuna 2	90852.	1.0000	9.74	13c-pfuna	465690.	5.0000
5746	051116\1104.wiff	Quality Control	Pfds 1	431160.	1.0000	9.73	13c-pfos	1785100.	5.0000
5747	051116\1104.wiff	Quality Control	Pfds 2	133060.	1.0000	9.73	13c-pfos	1785100.	5.0000
5748	051116\1104.wiff	Quality Control	Pfdoa 1	332760.	1.0000	10.1	13c-pfdoda	27036.	5.0000
5749	051116\1104.wiff	Quality Control	Pfdoa 2	90790.	1.0000	10.1	13c-pfdoda	27036.	5.0000
5750	051116\1104.wiff	Quality Control	Fosa 1	562820.	1.0000	9.88	d5-NEtFOSA	458020.	5.0000
5751	051116\1104.wiff	Quality Control	Fosa 2	31326.	1.0000	9.76	d5-NEtFOSA	458020.	5.0000

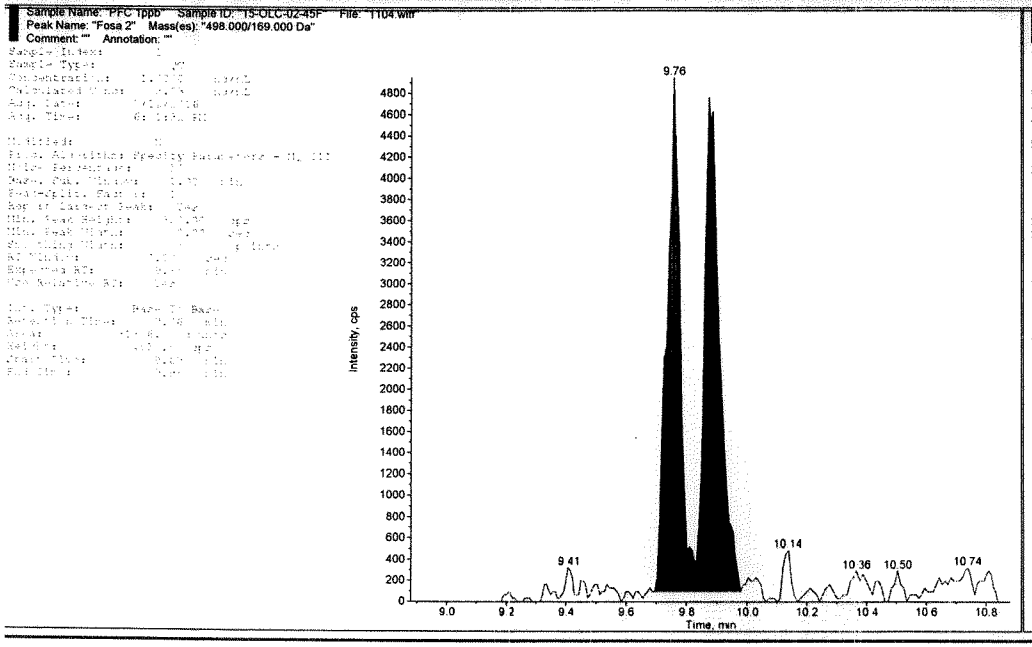

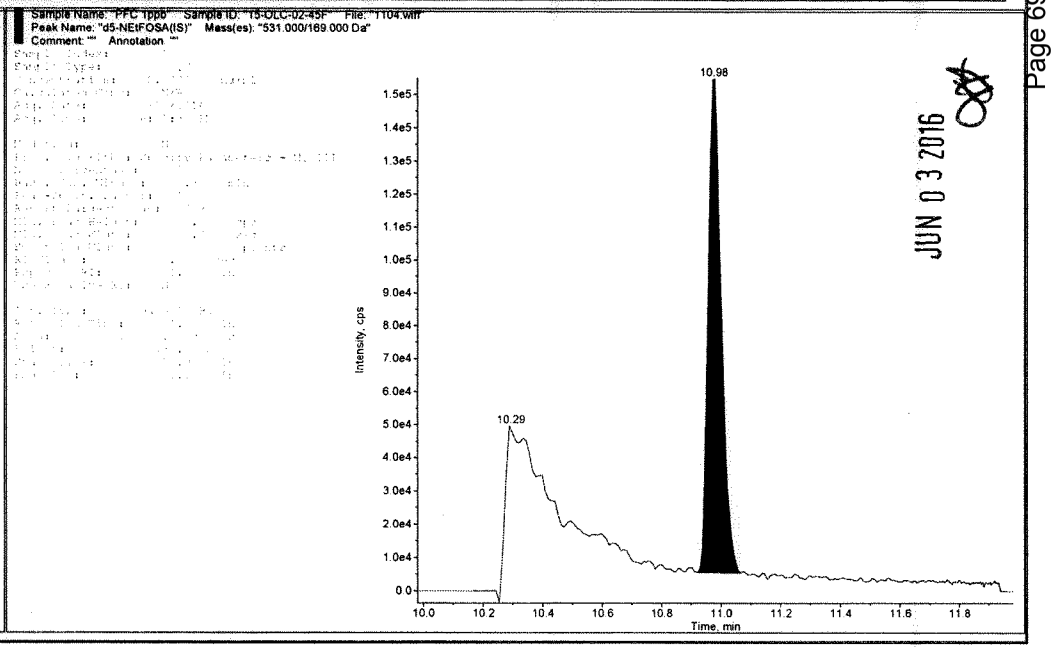

JUN 03 2016

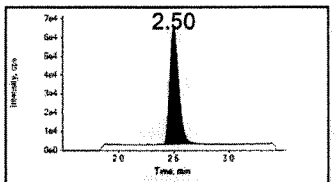

Pfba 2
Mod?
□ Baseline □ Missed
□ Wrong Peak

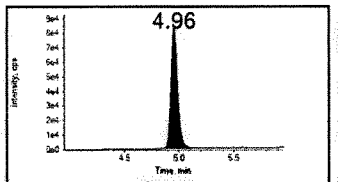

Pfpea 2
Mod?
□ Baseline □ Missed
□ Wrong Peak

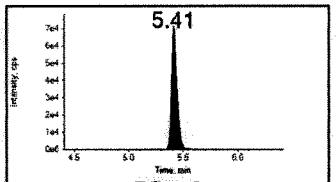

Pfbs 2
Mod?
□ Baseline □ Missed
□ Wrong Peak

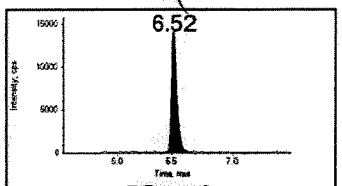

Pfhxa 2
Mod?
□ Baseline □ Missed
□ Wrong Peak

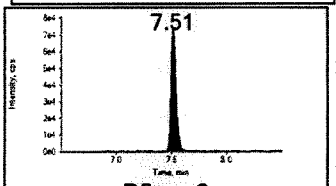

Pfhpa 2
Mod?
□ Baseline □ Missed
□ Wrong Peak

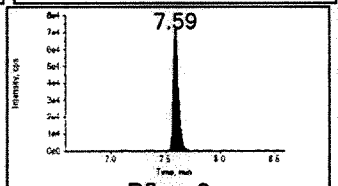

Pfhxs 2
Mod?
□ Baseline □ Missed
□ Wrong Peak

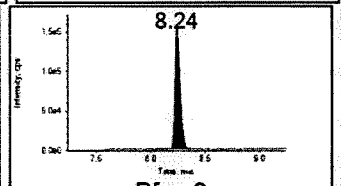

Pfoa 2
Mod?
□ Baseline □ Missed
□ Wrong Peak

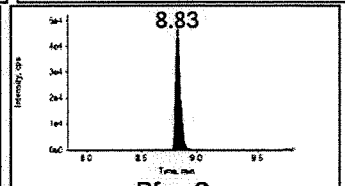

Pfna 2
Mod?
□ Baseline □ Missed
□ Wrong Peak

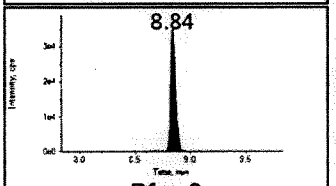

Pfos 2
Mod?
□ Baseline □ Missed
□ Wrong Peak

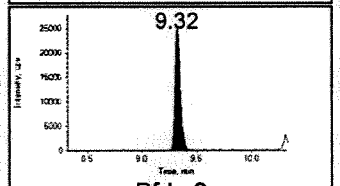

Pfda 2
Mod?
□ Baseline □ Missed
□ Wrong Peak

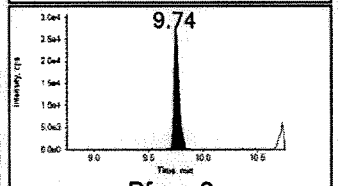

Pfuna 2
Mod?
□ Baseline □ Missed
□ Wrong Peak

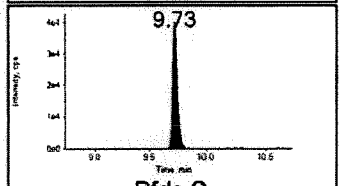

Pfds 2
Mod?
□ Baseline □ Missed
□ Wrong Peak

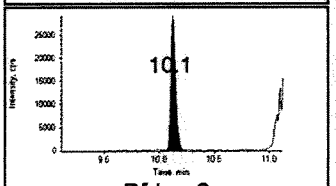

Pfdoa 2
Mod?
□ Baseline □ Missed
□ Wrong Peak

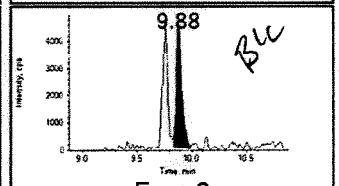

Fosa 2
Mod?
□ Baseline □ Missed
□ Wrong Peak

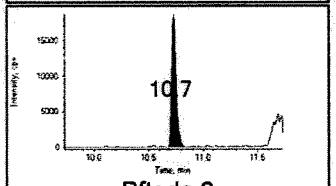

Pfteda 2
Mod?
□ Baseline □ Missed
□ Wrong Peak

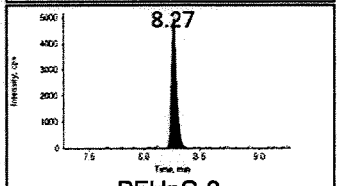

PFHpS 2
Mod?
□ Baseline □ Missed
□ Wrong Peak

JUN 0 3 2016

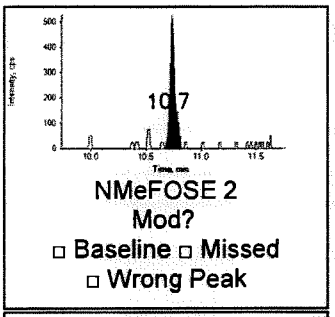

NMeFOSE 2
Mod?
□ Baseline □ Missed
□ Wrong Peak

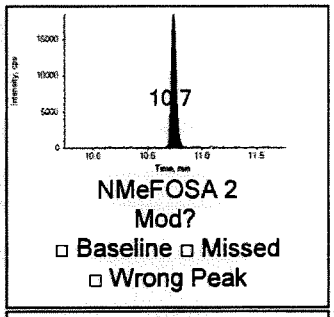

NMeFOSA 2
Mod?
□ Baseline □ Missed
□ Wrong Peak

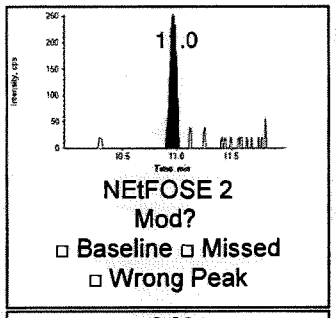

NEtFOSE 2
Mod?
□ Baseline □ Missed
□ Wrong Peak

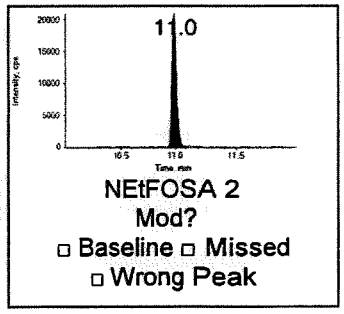

NEtFOSA 2
Mod?
□ Baseline □ Missed
□ Wrong Peak

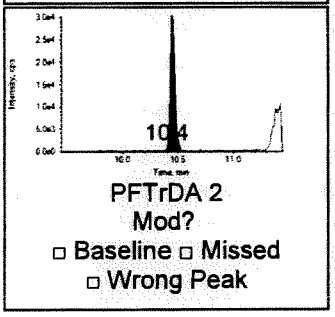

PFTrDA 2
Mod?
□ Baseline □ Missed
□ Wrong Peak

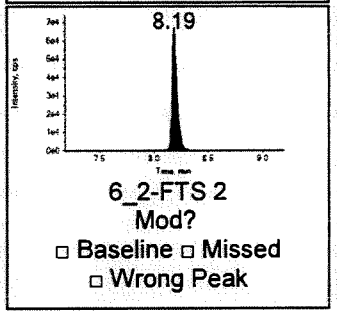

6_2-FTS 2
Mod?
□ Baseline □ Missed
□ Wrong Peak

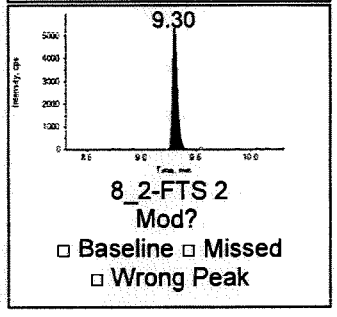

8_2-FTS 2
Mod?
□ Baseline □ Missed
□ Wrong Peak

Project	Ewan's Projects\PFCs
Data File	051116\1105.wiff
Result Table	051116.rdb
Instrument Name	LCMS02

Sample Name	IB	**Injection Volume**	10
Acquisition Date	5/12/2016 6:39:20 PM	**Sample Type**	Unknown
Acquisition Method	PFC_090315 schedule mrm.dam	**Dilution Factor**	1.00
Injection Vial	1	**Weight to Volume**	0.00

Results Summary

Analyte Name	IS Name	IS Area	Analyte RT (Exp RT)	Analyte Area	Calc. Conc (ng/mL)	Modified?
Pfba 1	13c_pfba	1846337	0.00 (2.49)	0	N/A	No
Pfpea 1	13c_pfhxa	2717513	0.00 (4.96)	0	N/A	No
Pfbs 1	18o-pfhs	923142	5.41 (5.41)	1680	0.0030	No
Pfhxa 1	13c_pfhxa	2717513	6.52 (6.51)	25532	0.0540	No
Pfhpa 1	13c_pfhxa	2717513	0.00 (7.50)	0	N/A	No
Pfhxs 1	18o-pfhs	923142	7.60 (7.59)	32817	0.0630	No
Pfoa 1	13c-pfoa	2234905	8.24 (8.25)	9003	0.0380	No
Pfna 1	13c-pfna	2470563	0.00 (8.83)	0	N/A	No
Pfos 1	13c-pfos	1781959	8.84 (8.84)	20591	0.0620	Yes ✓
Pfda 1	13c-pfda	2104917	0.00 (9.32)	0	N/A	No
Pfuna 1	13c-pfuna	477879	9.74 (9.75)	4311	0.0170	No
Pfds 1	13c-pfos	1781959	0.00 (9.73)	0	N/A	No
Pfdoa 1	13c-pfdoda	34644	10.10 (10.10)	1346	0.0040	No
Fosa 1	d5-NEtFOSA	432396	9.89 (9.88)	5387	0.0110	No
Pfteda 1	13c-pfdoda	34644	10.70 (10.70)	1423	0.0060	No
PFHpS 1	18o-pfhs	923142	0.00 (8.27)	0	N/A	No
NMeFOSE 1	d7-NMeFOSE	708635	10.80 (10.70)	649	0.0040	No
NMeFOSA 1	d7-NMeFOSE	708635	0.00 (10.70)	0	N/A	No
NEtFOSE 1	d9-EtFOSE	763735	0.00 (11.00)	0	N/A	No
NEtFOSA 1	d5-NEtFOSA	432396	0.00 (11.00)	0	N/A	No

JUN 0 3 2016

Analyte Name	IS Name	IS Area	Analyte RT (Exp RT)	Analyte Area	Calc. Conc (ng/mL)	Modified?
d9-EtFOSE 1	N_mefosa_d3	431381	11.00 (11.00)	763735	5.3970	No
d5-NEtFOSA 1	N_mefosa_d3	431381	11.00 (11.00)	432396	4.7610	No
d7-NMeFOSE 1	N_mefosa_d3	431381	10.70 (10.70)	708635	6.4460	No
13C_PFBA 1	N_mefosa_d3	431381	2.48 (2.49)	1846337	4.8500	No
13C_PFHXA 1	N_mefosa_d3	431381	6.51 (6.51)	2717513	4.9410	No
13C-PFOA 1	N_mefosa_d3	431381	8.24 (8.24)	2234905	5.2100	No
13C-PFNA 1	N_mefosa_d3	431381	8.83 (8.83)	2470563	5.2070	No
13C-PFOS 1	N_mefosa_d3	431381	8.84 (8.84)	1781959	4.9450	No
13C-PFDA 1	N_mefosa_d3	431381	9.32 (9.33)	2104917	5.0680	No
13C-PFUNA 1	N_mefosa_d3	431381	9.75 (9.76)	477879	5.4290	No
18O-PFHxS 1	N_mefosa_d3	431381	7.59 (7.59)	923142	4.9580	No
13C-PFDoA 1	N_mefosa_d3	431381	10.10 (10.10)	34955	6.1600	No
PFTrDA 1	13c-pfdoda	34644	10.40 (10.40)	2570	0.0060	No
6_2-FTS 1	13C2-6_2-FTS	42822	8.20 (8.19)	11267	0.0740	No
8_2-FTS 1	13C2-6_2-FTS	42822	9.31 (9.30)	1155	0.0080	No
13C2-6_2-FTS 1	N_mefosa_d3	431381	8.19 (8.19)	42822	4.8030	No

IRC Summary

Analyte Peak Name	RT (Exp RT)	Area	Modified?	Calc (Exp) MRM Ratio	Ratio Confirms ID
Pfba 2	0.00 (2.49)	0	Yes	0.00 (0.99)	No
Pfpea 2	0.00 (4.95)	0	No	0.00 (1.00)	No
Pfbs 2	0.00 (5.41)	0	No	0.00 (0.41)	No
Pfhxa 2	6.52 (6.51)	2231	No	0.09 (0.09)	YES
Pfhpa 2	0.00 (7.50)	0	No	0.00 (0.38)	No
Pfhxs 2	7.60 (7.59)	12865	No	0.39 (0.40)	YES
Pfoa 2	8.24 (8.24)	16081	No	1.79 (1.87)	YES
Pfna 2	0.00 (8.83)	0	No	0.00 (0.28)	No

Analyte Peak Name	RT (Exp RT)	Area	Modified?	Calc (Exp) MRM Ratio	Ratio Confirms ID
Pfos 2	8.86 (8.84)	2967	No	0.14 (0.34)	No
Pfda 2	0.00 (9.32)	0	No	0.00 (0.19)	No
Pfuna 2	0.00 (9.75)	0	No	0.00 (0.33)	No
Pfds 2	0.00 (9.73)	0	No	0.00 (0.29)	No
Pfdoa 2	0.00 (10.10)	0	No	0.00 (0.30)	No
Fosa 2	0.00 (9.88)	0	No	0.00 (0.03)	No
Pfteda 2	0.00 (10.70)	0	No	0.00 (0.22)	No
PFHpS 2	0.00 (8.27)	0	No	0.00 (0.41)	No
NMeFOSE 2	0.00 (10.70)	0	No	0.00 (0.01)	No
NMeFOSA 2	0.00 (10.70)	0	No	0.00 (0.99)	No
NEtFOSE 2	0.00 (11.00)	0	No	0.00 (0.00)	No
NEtFOSA 2	0.00 (11.00)	0	No	0.00 (0.67)	No
PFTrDA 2	0.00 (10.40)	0	No	0.00 (0.22)	No
6_2-FTS 2	8.19 (8.19)	13258	No	1.18 (1.28)	YES
8_2-FTS 2	0.00 (9.31)	0	No	0.00 (0.10)	No

Quantitative Peak Review **IB** ***No data for Sample ID***

	File Name	Sample Type	Analyte Peak Name	Analyte Peak Area (counts)	Analyte Concentration (ng/mL)	Analyte Retention Time (min)	IS Peak Name	IS Peak Area (counts)	IS Concentration (ng/mL)
5786	051116\1105.wiff	Unknown	Pfpea 2	0.0000	N/A	0.00	13c_pfhxa	2717500.	5.0000
5787	051116\1105.wiff	Unknown	Pfbs 1	1680.4	N/A	5.41	18o-pfhs	923140.	5.0000
5788	051116\1105.wiff	Unknown	Pfbs 2	0.0000	N/A	0.00	18o-pfhs	923140.	5.0000
5789	051116\1105.wiff	Unknown	Pfhxa 1	25532.	N/A	6.52	13c_pfhxa	2717500.	5.0000
5790	051116\1105.wiff	Unknown	Pfhxa 2	2231.0	N/A	6.52	13c_pfhxa	2717500.	5.0000
5791	051116\1105.wiff	Unknown	Pfhpa 1	0.0000	N/A	0.00	13c_pfhxa	2717500.	5.0000
5792	051116\1105.wiff	Unknown	Pfhpa 2	0.0000	N/A	0.00	13c_pfhxa	2717500.	5.0000
5793	051116\1105.wiff	Unknown	Pfhxs 1	32817.	N/A	7.60	18o-pfhs	923140.	5.0000
5794	051116\1105.wiff	Unknown	Pfhxs 2	12865.	N/A	7.60	18o-pfhs	923140.	5.0000
5795	051116\1105.wiff	Unknown	Pfoa 1	9003.2	N/A	8.24	13c-pfoa	2234900.	5.0000
5796	051116\1105.wiff	Unknown	Pfoa 2	16081.	N/A	8.24	13c-pfoa	2234900.	5.0000
5797	051116\1105.wiff	Unknown	Pfna 1	0.0000	N/A	0.00	13c-pfna	2470600.	5.0000
5798	051116\1105.wiff	Unknown	Pfna 2	0.0000	N/A	0.00	13c-pfna	2470600.	5.0000
5799	051116\1105.wiff	Unknown	Pfos 1	10099.	N/A	8.69	13c-pfos	1782000.	5.0000

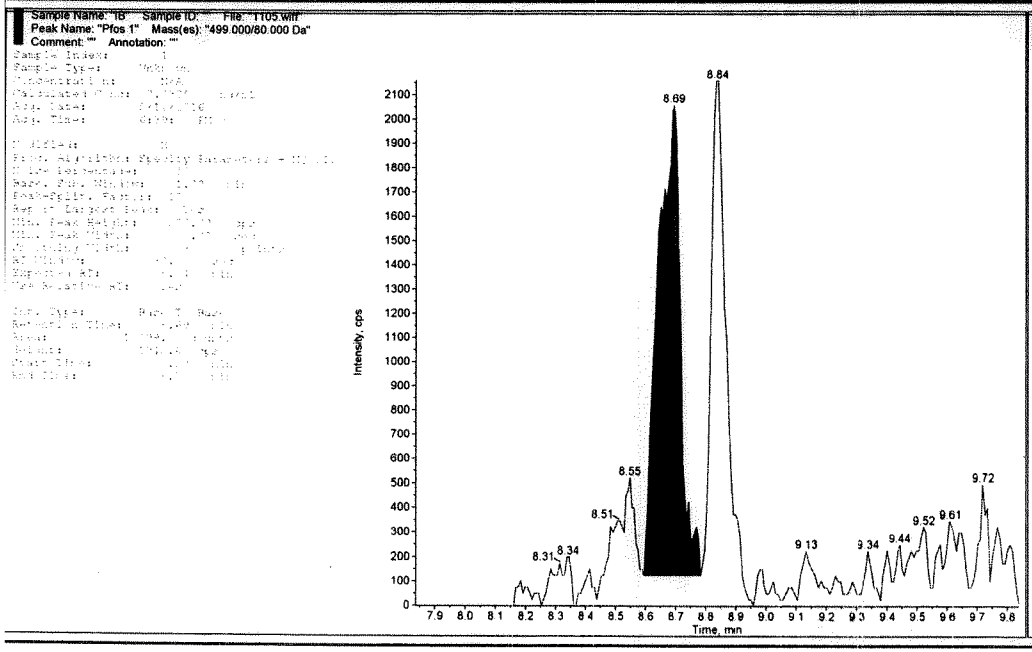

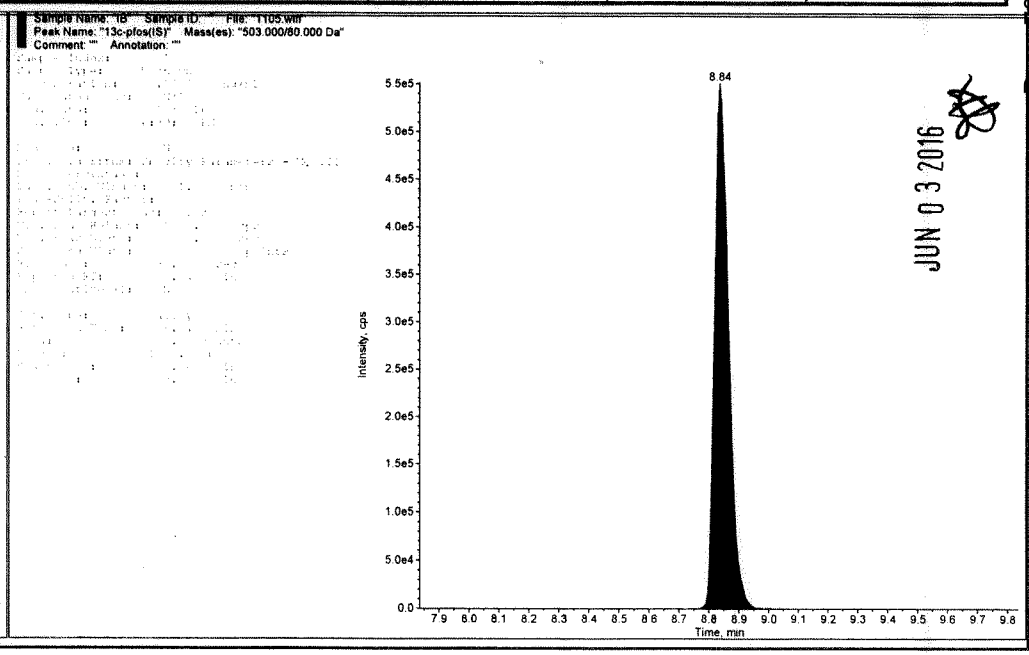

JUN 0 3 2016

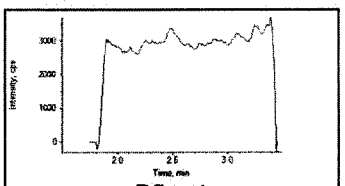
Pfba 1
213.000/169.000 Da
□ Baseline □ Missed
□ Wrong Peak

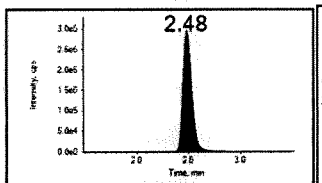

13c_pfba
217.000/172.000 Da
□ Baseline □ Missed
□ Wrong Peak

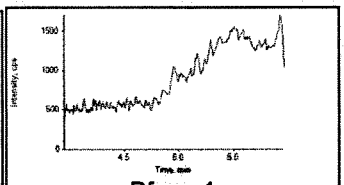
Pfpea 1
263.000/219.000 Da
□ Baseline □ Missed
□ Wrong Peak

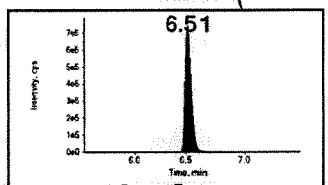

13c_pfhxa
315.000/270.000 Da
□ Baseline □ Missed
□ Wrong Peak

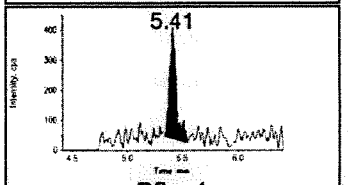

Pfbs 1
299.000/80.000 Da
□ Baseline □ Missed
□ Wrong Peak

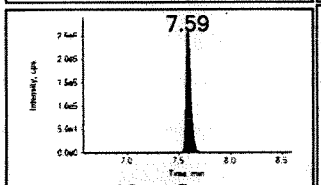

18o-pfhs
403.000/103.000 Da
□ Baseline □ Missed
□ Wrong Peak

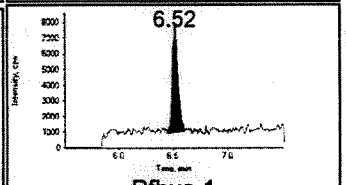

Pfhxa 1
313.000/269.000 Da
□ Baseline □ Missed
□ Wrong Peak

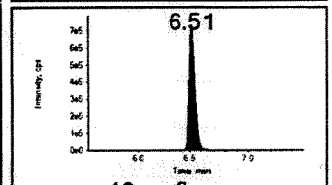

13c_pfhxa
315.000/270.000 Da
□ Baseline □ Missed
□ Wrong Peak

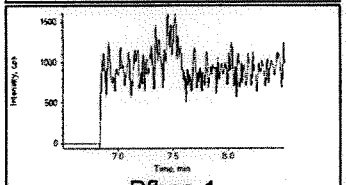
Pfhpa 1
363.000/319.000 Da
□ Baseline □ Missed
□ Wrong Peak

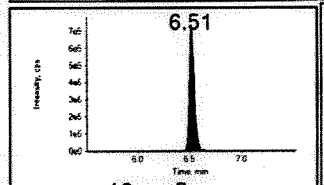

13c_pfhxa
315.000/270.000 Da
□ Baseline □ Missed
□ Wrong Peak

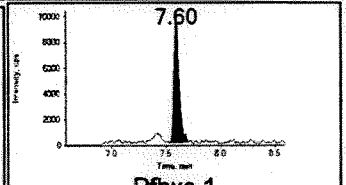

Pfhxs 1
399.000/80.000 Da
□ Baseline □ Missed
□ Wrong Peak

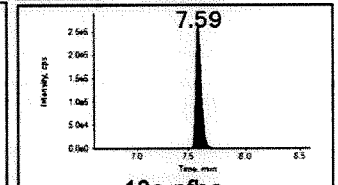

18o-pfhs
403.000/103.000 Da
□ Baseline □ Missed
□ Wrong Peak

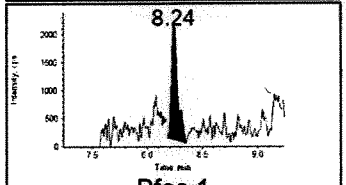

Pfoa 1
413.000/169.000 Da
□ Baseline □ Missed
□ Wrong Peak

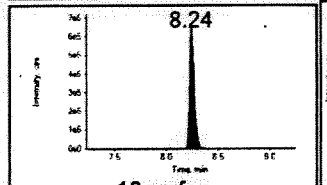

13c-pfoa
417.000/372.000 Da
□ Baseline □ Missed
□ Wrong Peak

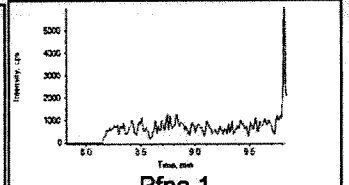
Pfna 1
463.000/419.000 Da
□ Baseline □ Missed
□ Wrong Peak

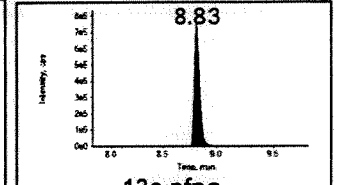

13c-pfna
468.000/423.000 Da
□ Baseline □ Missed
□ Wrong Peak

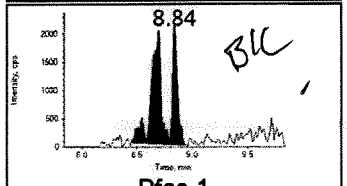

Pfos 1
499.000/80.000 Da
□ Baseline □ Missed
□ Wrong Peak

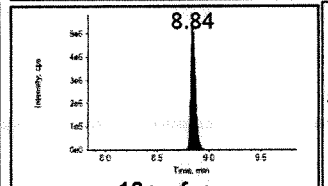

13c-pfos
503.000/80.000 Da
□ Baseline □ Missed
□ Wrong Peak

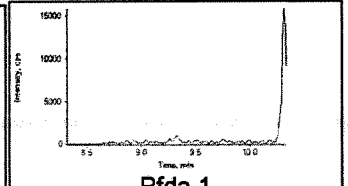
Pfda 1
513.000/469.000 Da
□ Baseline □ Missed
□ Wrong Peak

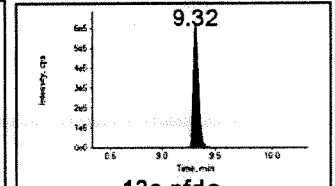

13c-pfda
515.000/470.000 Da
□ Baseline □ Missed
□ Wrong Peak

JUN 0 3 2016

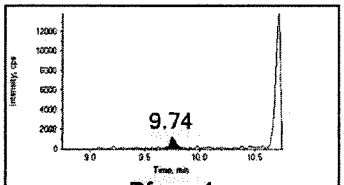

Pfuna 1
563.000/519.000 Da
□ Baseline □ Missed
□ Wrong Peak

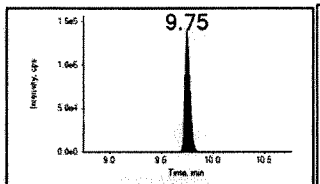

13c-pfuna
565.000/520.000 Da
□ Baseline □ Missed
□ Wrong Peak

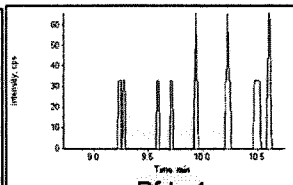

Pfds 1
599.000/80.000 Da
□ Baseline □ Missed
□ Wrong Peak

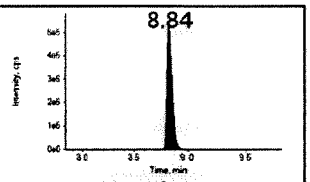

13c-pfos
503.000/80.000 Da
□ Baseline □ Missed
□ Wrong Peak

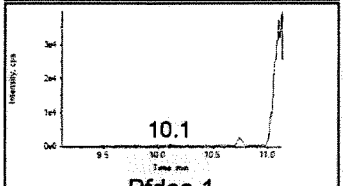

Pfdoa 1
613.000/569.000 Da
□ Baseline □ Missed
□ Wrong Peak

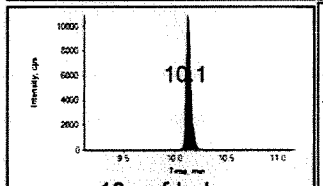

13c-pfdoda
615.000/570.000 Da
□ Baseline □ Missed
□ Wrong Peak

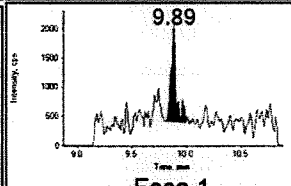

Fosa 1
498.000/78.000 Da
□ Baseline □ Missed
□ Wrong Peak

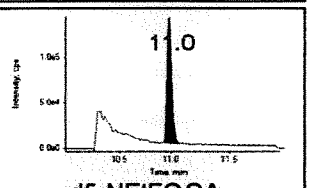

d5-NEtFOSA
531.000/169.000 Da
□ Baseline □ Missed
□ Wrong Peak

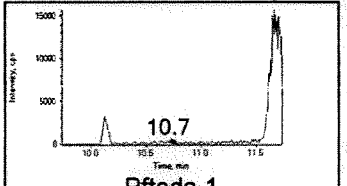

Pfteda 1
713.000/669.000 Da
□ Baseline □ Missed
□ Wrong Peak

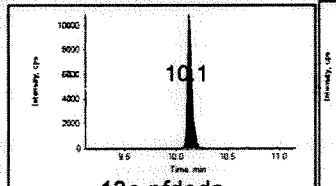

13c-pfdoda
615.000/570.000 Da
□ Baseline □ Missed
□ Wrong Peak

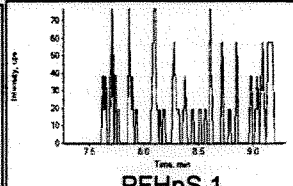

PFHpS 1
449.400/80.000 Da
□ Baseline □ Missed
□ Wrong Peak

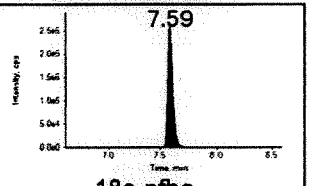

18o-pfhs
403.000/103.000 Da
□ Baseline □ Missed
□ Wrong Peak

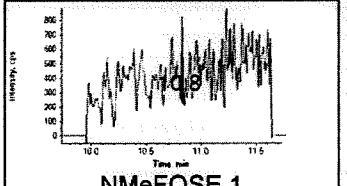

NMeFOSE 1
616.200/58.800 Da
□ Baseline □ Missed
□ Wrong Peak

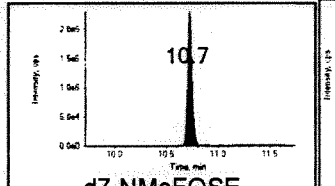

d7-NMeFOSE
623.000/59.000 Da
□ Baseline □ Missed
□ Wrong Peak

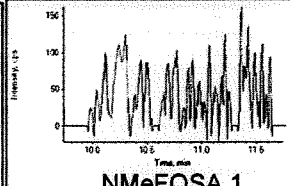

NMeFOSA 1
512.200/169.300 Da
□ Baseline □ Missed
□ Wrong Peak

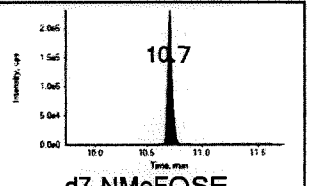

d7-NMeFOSE
623.000/59.000 Da
□ Baseline □ Missed
□ Wrong Peak

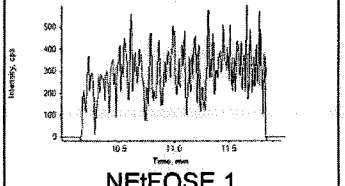

NEtFOSE 1
630.200/59.000 Da
□ Baseline □ Missed
□ Wrong Peak

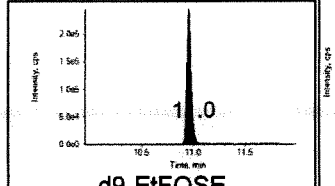

d9-EtFOSE
639.000/59.000 Da
□ Baseline □ Missed
□ Wrong Peak

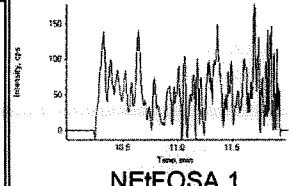

NEtFOSA 1
526.200/169.000 Da
□ Baseline □ Missed
□ Wrong Peak

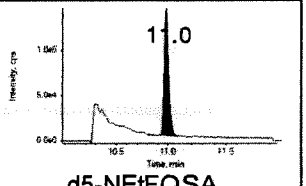

d5-NEtFOSA
531.000/169.000 Da
□ Baseline □ Missed
□ Wrong Peak

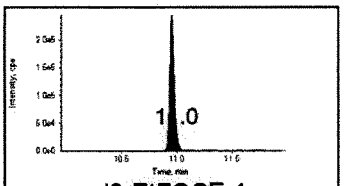

d9-EtFOSE 1
639.000/59.000 Da
□ Baseline □ Missed
□ Wrong Peak

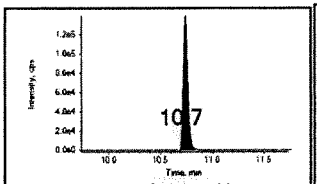

N_mefosa_d3
515.000/169.000 Da
□ Baseline □ Missed
□ Wrong Peak

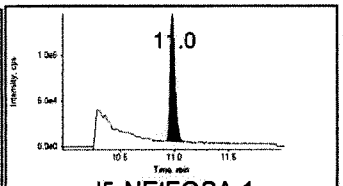

d5-NEtFOSA 1
531.000/169.000 Da
□ Baseline □ Missed
□ Wrong Peak

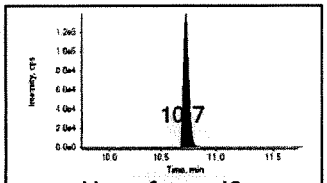

N_mefosa_d3
515.000/169.000 Da
□ Baseline □ Missed
□ Wrong Peak

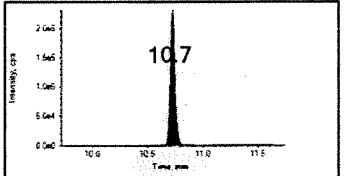

d7-NMeFOSE 1
623.000/59.000 Da
□ Baseline □ Missed
□ Wrong Peak

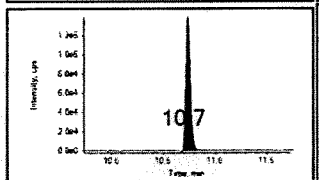

N_mefosa_d3
515.000/169.000 Da
□ Baseline □ Missed
□ Wrong Peak

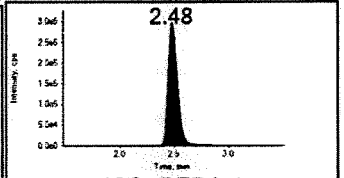

13C_PFBA 1
217.000/172.000 Da
□ Baseline □ Missed
□ Wrong Peak

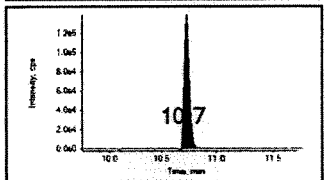

N_mefosa_d3
515.000/169.000 Da
□ Baseline □ Missed
□ Wrong Peak

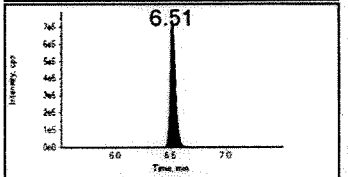

13C_PFHXA 1
315.000/270.000 Da
□ Baseline □ Missed
□ Wrong Peak

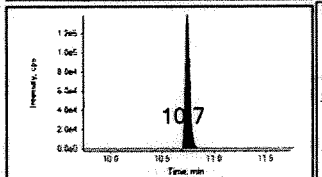

N_mefosa_d3
515.000/169.000 Da
□ Baseline □ Missed
□ Wrong Peak

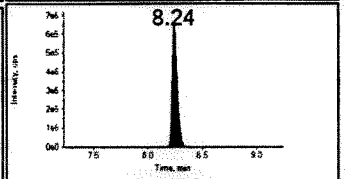

13C-PFOA 1
417.000/372.000 Da
□ Baseline □ Missed
□ Wrong Peak

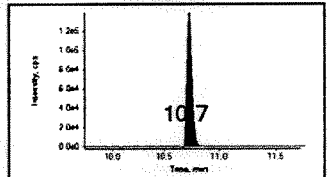

N_mefosa_d3
515.000/169.000 Da
□ Baseline □ Missed
□ Wrong Peak

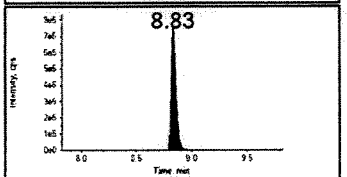

13C-PFNA 1
468.000/423.000 Da
□ Baseline □ Missed
□ Wrong Peak

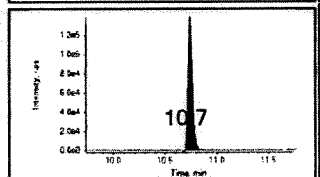

N_mefosa_d3
515.000/169.000 Da
□ Baseline □ Missed
□ Wrong Peak

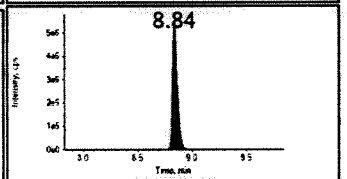

13C-PFOS 1
503.000/80.000 Da
□ Baseline □ Missed
□ Wrong Peak

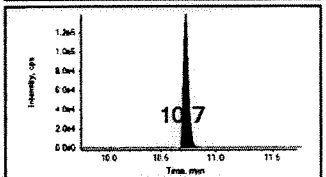

N_mefosa_d3
515.000/169.000 Da
□ Baseline □ Missed
□ Wrong Peak

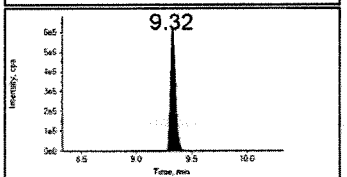

13C-PFDA 1
515.000/470.000 Da
□ Baseline □ Missed
□ Wrong Peak

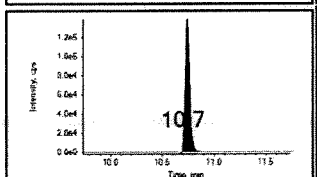

N_mefosa_d3
515.000/169.000 Da
□ Baseline □ Missed
□ Wrong Peak

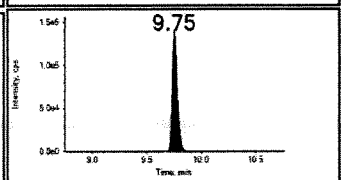

13C-PFUNA 1
565.000/520.000 Da
□ Baseline □ Missed
□ Wrong Peak

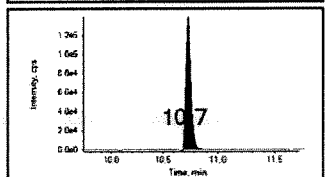

N_mefosa_d3
515.000/169.000 Da
□ Baseline □ Missed
□ Wrong Peak

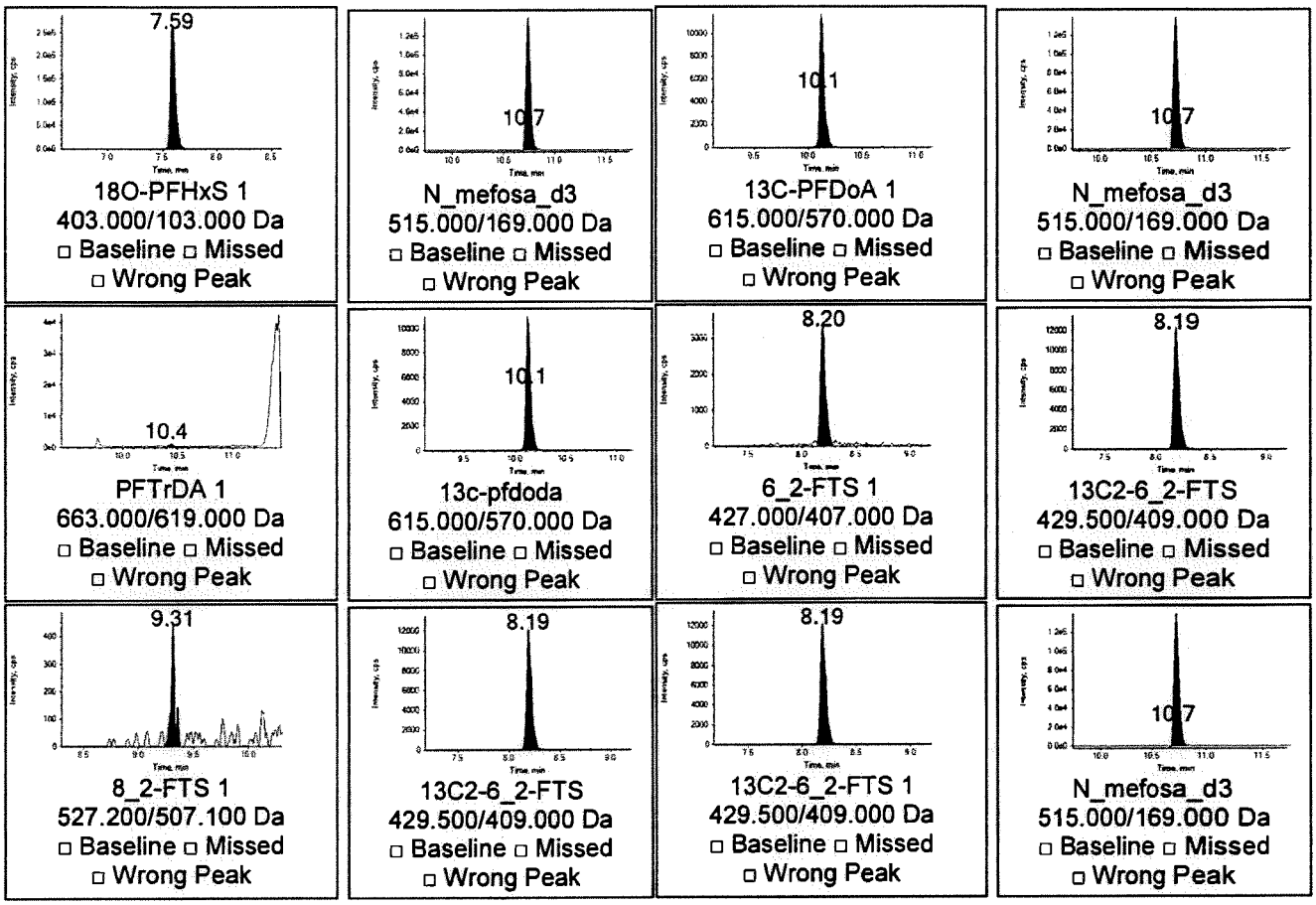

Ion Ratio Confirmation

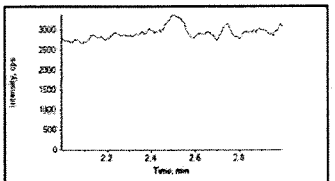

Pfba 2
Mod? Yes
□ Baseline □ Missed
□ Wrong Peak

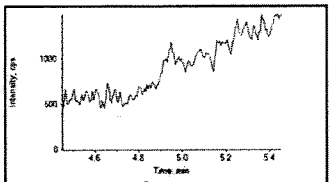

Pfpea 2
Mod? No
□ Baseline □ Missed
□ Wrong Peak

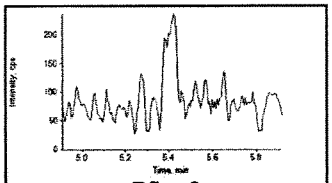

Pfbs 2
Mod? No
□ Baseline □ Missed
□ Wrong Peak

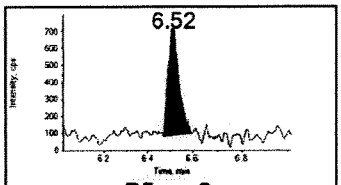

Pfhxa 2
Mod? No
□ Baseline □ Missed
□ Wrong Peak

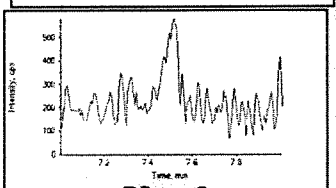

Pfhpa 2
Mod? No
□ Baseline □ Missed
□ Wrong Peak

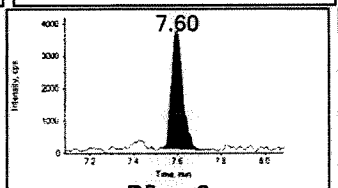

Pfhxs 2
Mod? No
□ Baseline □ Missed
□ Wrong Peak

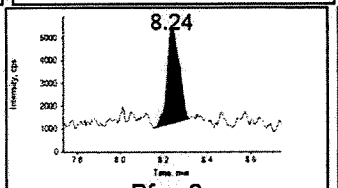

Pfoa 2
Mod? No
□ Baseline □ Missed
□ Wrong Peak

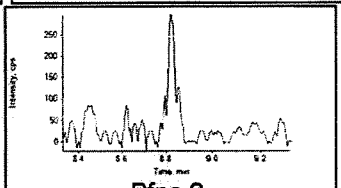

Pfna 2
Mod? No
□ Baseline □ Missed
□ Wrong Peak

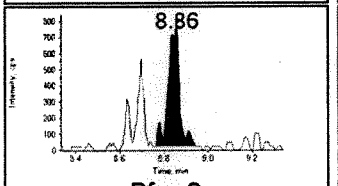

Pfos 2
Mod? No
□ Baseline □ Missed
□ Wrong Peak

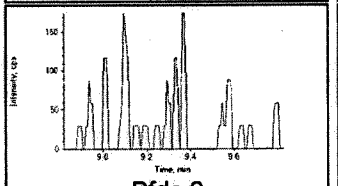

Pfda 2
Mod? No
□ Baseline □ Missed
□ Wrong Peak

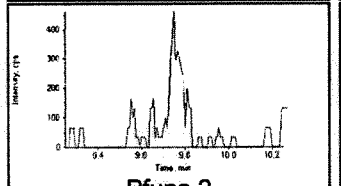

Pfuna 2
Mod? No
□ Baseline □ Missed
□ Wrong Peak

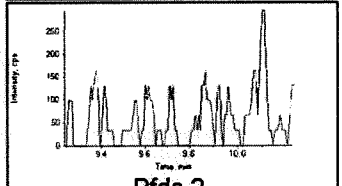

Pfds 2
Mod? No
□ Baseline □ Missed
□ Wrong Peak

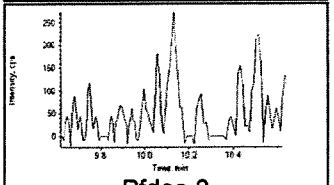

Pfdoa 2
Mod? No
□ Baseline □ Missed
□ Wrong Peak

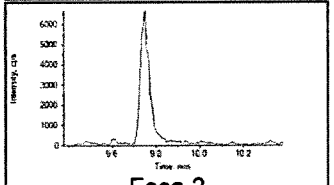

Fosa 2
Mod? No
□ Baseline □ Missed
□ Wrong Peak

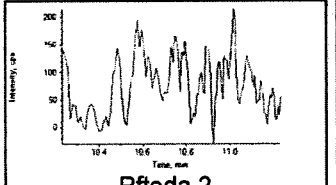

Pfteda 2
Mod? No
□ Baseline □ Missed
□ Wrong Peak

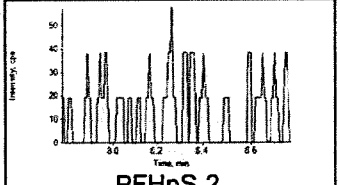

PFHpS 2
Mod? No
□ Baseline □ Missed
□ Wrong Peak

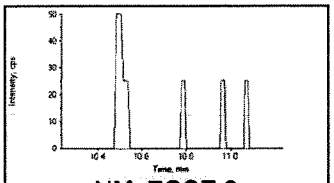

NMeFOSE 2
Mod? No
□ Baseline □ Missed
□ Wrong Peak

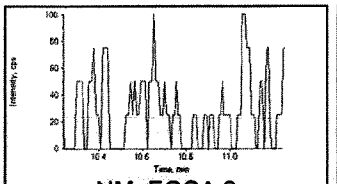

NMeFOSA 2
Mod? No
□ Baseline □ Missed
□ Wrong Peak

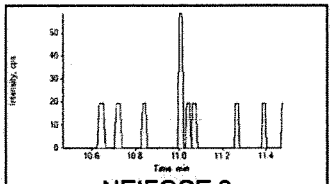

NEtFOSE 2
Mod? No
□ Baseline □ Missed
□ Wrong Peak

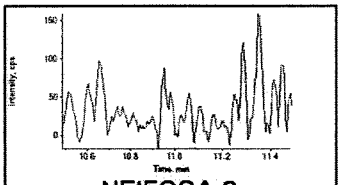

NEtFOSA 2
Mod? No
□ Baseline □ Missed
□ Wrong Peak

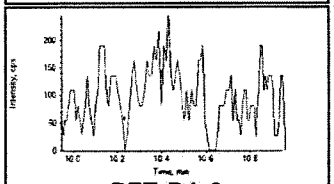

PFTrDA 2
Mod? No
□ Baseline □ Missed
□ Wrong Peak

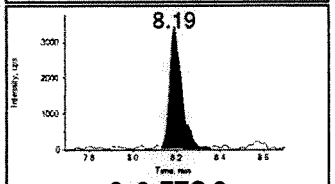

6_2-FTS 2
Mod? No
□ Baseline □ Missed
□ Wrong Peak

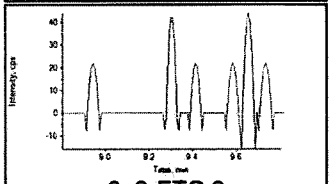

8_2-FTS 2
Mod? No
□ Baseline □ Missed
□ Wrong Peak

Preparation Information Benchsheet

Prep Run#: 259355
Team: Organic LC/RHOLDEN
Number of Copies to make: 4

Prep WorkFlow: OrgExtAq(14)
Prep Method: EPA 3535A

Status: Final Volume
Prep Date/Time: 4/14/16 10:33 AM

#	Lab Code	Client ID	B#	Method /Test	pH	Matrix	Amt. Ext.	Final Vol	Sample Description
1	K1603480-001	002 Boiler Room	.01	PFC/537M/PFOA	3.5	Drinking Water	280.0000mL	8.00mL	
2	K1603480-002	001 Boiler Room	.01	PFC/537M/PFOA	3.5	Drinking Water	250.0000mL	8.00mL	
3	K1603420-001	KCH067-087	.01	PFC/537M/PFOA	3.5	Water	260.0000mL	8.00mL	
4	K1603420-002	KCH067-088	.01	PFC/537M/PFOA	3.5	Water	270.0000mL	8.00mL	
5	K1603420-003	KCH067-089	.01	PFC/537M/PFOA	3.5	Water	270.0000mL	8.00mL	
6	K1603420-004	KCH067-091	.01	PFC/537M/PFOA	3.5	Water	270.0000mL	8.00mL	
7	K1603420-005	KCH067-092	.01	PFC/537M/PFOA	3.5	Water	270.0000mL	8.00mL	
8	K1603420-006	KCH067-093	.01	PFC/537M/PFOA	3.5	Water	270.0000mL	8.00mL	
9	K1603420-007	KCH067-094	.01	PFC/537M/PFOA	3.5	Water	270.0000mL	8.00mL	
10	K1603420-008	KCH067-104	.01	PFC/537M/PFOA	3.5	Water	270.0000mL	8.00mL	
11	K1603420-009	KCH067-107	.01	PFC/537M/PFOA	3.5	Water	280.0000mL	8.00mL	
12	K1603575-001	31 Corning Rd	.01	PFC/537M/PFOA	3.5	Water	270.0000mL	8.00mL	
13	K1603575-002	12 Roberts Rd	.01	PFC/537M/PFOA	3.5	Water	270.0000mL	8.00mL	
14	K1603576-001	25 Woodland Dr	.01	PFC/537M/PFOA	3.5	Water	260.0000mL	8.00mL	
15	K1603576-002	8 Woodland Dr	.01	PFC/537M/PFOA	3.5	Water	280.0000mL	8.00mL	
16	K1603576-003	9 Lance Ave	.01	PFC/537M/PFOA	3.5	Water	270.0000mL	8.00mL	
17	K1603576-004	7 Jeff Lane	.01	PFC/537M/PFOA	3.5	Water	270.0000mL	8.00mL	
18	K1603576-005	7 Brook Rd	.01	PFC/537M/PFOA	3.5	Water	270.0000mL	8.00mL	
19	KQ1603496-01	K1603420-003 MS	.02	PFC/537M/PFOA	3.5	Liquid	280.0000mL	8.00mL	
20	KQ1603496-02	K1603420-003 DMS	.03	PFC/537M/PFOA	3.5	Liquid	280.0000mL	8.00mL	
21	KQ1603496-03	LCS		PFC/537M/PFOA	3.5	Liquid	250.0000mL	8.00mL	
22	KQ1603496-04	MB		PFC/537M/PFOA	3.5	Liquid	250.0000mL	8.00mL	

Preparation Information Benchsheet

Prep Run#: 259355 **Prep WorkFlow:** OrgExtAq(14) **Status:** Final Volume
Team: Organic LC/RHOLDEN **Prep Method:** EPA 3535A **Prep Date/Time:** 4/14/16 10:33 AM

Spiking Solutions

Name:	PFC Targets 2ppm	Inventory ID	88085	Logbook Ref:	15-OLC-02-31J	Expires On:	11/16/2020

KQ1603496-01	20.00µL	KQ1603496-02	20.00µL	KQ1603496-03	20.00µL

Name:	PFC isotopes 2ppm	Inventory ID	171279	Logbook Ref:	15-OLC-02-48C	Expires On:	10/01/2016

K1603420-001	20.00µL	K1603420-002	20.00µL	K1603420-003	20.00µL	K1603420-004	20.00µL	K1603420-005	20.00µL	K1603420-006	20.00µL
K1603420-007	20.00µL	K1603420-008	20.00µL	K1603420-009	20.00µL	K1603480-001	20.00µL	K1603480-002	20.00µL	K1603575-001	20.00µL
K1603575-002	20.00µL	K1603576-001	20.00µL	K1603576-002	20.00µL	K1603576-003	20.00µL	K1603576-004	20.00µL	K1603576-005	20.00µL
KQ1603496-01	20.00µL	KQ1603496-02	20.00µL	KQ1603496-03	20.00µL	KQ1603496-04	20.00µL				

Name:	PFC isotopes 2ppm	Inventory ID	171410	Logbook Ref:	15-OLC-01-34K	Expires On:	12/22/2020

K1603420-001	20.00µL	K1603420-002	20.00µL	K1603420-003	20.00µL	K1603420-004	20.00µL	K1603420-005	20.00µL	K1603420-006	20.00µL
K1603420-007	20.00µL	K1603420-008	20.00µL	K1603420-009	20.00µL	K1603480-001	20.00µL	K1603480-002	20.00µL	K1603575-001	20.00µL
K1603575-002	20.00µL	K1603576-001	20.00µL	K1603576-002	20.00µL	K1603576-003	20.00µL	K1603576-004	20.00µL	K1603576-005	20.00µL
KQ1603496-01	20.00µL	KQ1603496-02	20.00µL	KQ1603496-03	20.00µL	KQ1603496-04	20.00µL				

Name:	PFC Targets 2ppm	Inventory ID	171583	Logbook Ref:	15-OLC-02-53A	Expires On:	10/12/2016

KQ1603496-01	20.00µL	KQ1603496-02	20.00µL	KQ1603496-03	20.00µL

Name:	PFC IS	Inventory ID	171865	Logbook Ref:	15-OLC-02-63B	Expires On:	~~06/17/~~2016

K1603420-001	10.00µL	K1603420-002	10.00µL	K1603420-003	10.00µL	K1603420-004	10.00µL	K1603420-005	10.00µL	K1603420-006	10.00µL
K1603420-007	10.00µL	K1603420-008	10.00µL	K1603420-009	10.00µL	K1603480-001	10.00µL	K1603480-002	10.00µL	K1603575-001	10.00µL
K1603575-002	10.00µL	K1603576-001	10.00µL	K1603576-002	10.00µL	K1603576-003	10.00µL	K1603576-004	10.00µL	K1603576-005	10.00µL
KQ1603496-01	10.00µL	KQ1603496-02	10.00µL	KQ1603496-03	10.00µL	KQ1603496-04	10.00µL				

Preparation Steps

Step: Extraction
Started: 4/14/16 10:33
Finished: 4/22/16 08:12
By: SJONES
Comments

Preparation Information Benchsheet

Prep Run#: 259355
Team: Organic LC/RHOLDEN

Prep WorkFlow: OrgExtAq(14)
Prep Method: EPA 3535A

Status: Final Volume
Prep Date/Time: 4/14/16 10:33 AM

Comments: _____

Reviewed By: _____ Date: MAY 12 2016

Chain of Custody

Relinquished By:	S. Jones	Date:	4.22.16	Extracts Examined
Received By:		Date:	5/6/16	(Yes) No

Preparation Information Benchsheet

Prep Run#: 259355
Team: Organic LC/RHOLDEN
Number of Copies to make: 4

Prep WorkFlow: OrgExtAq(14)
Prep Method: EPA 3535A

Status: Draft
Prep Date/Time: 4/~~14~~/16 10:33 AM
15 KRA 4-15-16

#	Lab Code	Client ID	B#	√	Method /Test	Matrix	Amt. Ext. (mL)	pH	Int. Vol	Final Vol	Surr Amt	Spike Amt
1	K1603480-001	002 Boiler Room	.01	✓	PFC/537M / PFOA	Drinking Water	280	3.5	NA	8ml	20ml	
2	K1603480-002	001 Boiler Room	.01	✓	PFC/537M / PFOA	Drinking Water	250	3.5				
3	K1603420-001	KCH067-087	.01	✓	PFC/537M / PFOA	Water	260	3.5				
4	K1603420-002	KCH067-088	.01	✓	PFC/537M / PFOA	Water	270	3.5				
5	K1603420-003	KCH067-089	.01	✓	PFC/537M / PFOA	Water	270	3.5				
6	K1603420-004	KCH067-091	.01	✓	PFC/537M / PFOA	Water	270	3.5				
7	K1603420-005	KCH067-092	.01	✓	PFC/537M / PFOA	Water	270	3.5				
8	K1603420-006	KCH067-093	.01	✓	PFC/537M / PFOA	Water	270	3.5				
9	K1603420-007	KCH067-094	.01	✓	PFC/537M / PFOA	Water	270	3.5				
10	K1603420-008	KCH067-104	.01	✓	PFC/537M / PFOA	Water	270	3.5				
11	K1603420-009	KCH067-107	.01	✓	PFC/537M / PFOA	Water	280	3.5				
12	K1603575-001	31 Corning Rd	.01	✓	PFC/537M / PFOA	Water	270	3.5				
13	K1603575-002	12 Roberts Rd	.01	✓	PFC/537M / PFOA	Water	270	3.5				
14	K1603576-001	25 Woodland Dr	.01	✓	PFC/537M / PFOA	Water	260	3.5				
15	K1603576-002	8 Woodland Dr	.01	✓	PFC/537M / PFOA	Water	280	3.5				
16	K1603576-003	9 Lance Ave	.01	✓	PFC/537M / PFOA	Water	270	3.5				
17	K1603576-004	7 Jeff Lane	.01	✓	PFC/537M / PFOA	Water	270	3.5				
18	K1603576-005	7 Brook Rd	.01	✓	PFC/537M / PFOA	Water	270	3.5				
19	KQ1603496-01	K1603420-003 MS	.02	✓	PFC/537M / PFOA	Liquid	280	3.5				20ml
20	KQ1603496-02	K1603420-003 DMS	.03	✓	PFC/537M / PFOA	Liquid	280	3.5				
21	KQ1603496-03	LCS			PFC/537M / PFOA	Liquid	250	3.5				
22	KQ1603496-04	MB			PFC/537M / PFOA	Liquid	250	3.5				

Comments: Strata-200mg/6mL Weak Anion, Lot #5322-015

Surrogate ID: 15-OLC-01-34K, 2ppm, exp: X
15-OLC-02-48C, 2ppm, exp: 10-1-16

Spike ID: 15-OLC-02-31J, 2ppm, exp: 11-16-20
15-OLC-02-53A, 2ppm, exp: 10-12-16
IS: 15-OLC-02-63B@500ppb, exp 10-21-16, 10ml (PHCE-2) X

Witnessed By: No Witness.

Analyst: R Holden 4-15-16

Assisted By: S. Jones

LABORATORY DATA CONSULTANTS, INC.
2701 Loker Ave. West, Suite 220, Carlsbad, CA 92010 Bus: 760-827-1100 Fax: 760-827-1099

Kleinfelder
1039 Hyland Drive
Evergreen, CO 80439
ATTN: Ms. Karin Kaiser

July 6, 2016

SUBJECT: China Lake, CTO 067, Data Validation

Dear Ms. Kaiser,

Enclosed is the final validation report for the fractions listed below. This SDG was received on June 27, 2016. Attachment 1 is a summary of the samples that were reviewed for each analysis.

LDC Project #36589:

SDG #	Fraction
K1603420	Perfluorinated Sulfocin Acids & Perfluorinated Carboxylic Acids

The data validation was performed under Level III & IV guidelines. The analyses were validated using the following documents, as applicable to each method:

- Final Sampling and Analysis Plan, Field Sampling Plan and Quality Assurance Project Plan, Groundwater and Soil Investigation at Installation Restoration Program Sites 22, 23, 31, 32, 43 and PLOU and Soil Investigation at Areas of Concern 166, 230, and 235, Naval Air Weapons Station China Lake, California, February 2016
- U.S. Department of Defense Quality Systems Manual for Environmental Laboratories, Version 5.0, July 2013
- USEPA Contract Laboratory Program National Functional Guidelines for Superfund Organic Methods Data Review, August 2014

Please feel free to contact us if you have any questions.

Sincerely,

Pei Geng
Project Manager/Senior Chemist

Hold HC & CD for KK approval- EM, HC to GwenVinyard, San Diego

710 pages-SF

Attachment 1

EDD Client Select IV

LDC #36589 (Kleinfelder-Evergreen, CO / China Lake, CTO 067)

LDC	SDG#	DATE REC'D	(2) DATE DUE	PFCs (537M)																																	
Matrix:	Water/Soil			W	S	W	S	W	S	W	S	W	S	W	S	W	S	W	S	W	S	W	S	W	S	W	S	W	S	W	S	W	S	W	S	W	S
A	K1603420	06/27/16	07/12/16	7	0																																
A	K1603420	06/27/16	07/12/16	2	0																																
Total	A/PG			9	0	0	0	0	0	0	0	0	0	0	0	0	0	0	0	0	0	0	0	0	0	0	0	0	0	0	0	0	0	0	0	0	9

Shaded cells indicate Level IV validation (all other cells are Level III validation). These sample counts do not include MS/MSD, and DUPs

L:\Kleinfelder\China Lake\36589ST.wpd

Laboratory Data Consultants, Inc.
Data Validation Report

Project/Site Name: China Lake CTO 067

LDC Report Date: July 3, 2016

Parameters: Perfluorinated Sulfocin Acids & Perfluorinated Carboxylic Acids

Validation Level: Level III & IV

Laboratory: ALS Environmental

Sample Delivery Group (SDG): K1603420

Sample Identification	Laboratory Sample Identification	Matrix	Collection Date
KCH067-087	K1603420-001	Water	04/03/16
KCH067-088**	K1603420-002**	Water	04/04/16
KCH067-089**	K1603420-003**	Water	04/04/16
KCH067-091	K1603420-004	Water	04/04/16
KCH067-092	K1603420-005	Water	04/04/16
KCH067-093	K1603420-006	Water	04/04/16
KCH067-094	K1603420-007	Water	04/04/16
KCH067-104	K1603420-008	Water	04/05/16
KCH067-107	K1603420-009	Water	04/03/16
KCH067-089MS	K1603420-003MS	Water	04/04/16
KCH067-089MSD	K1603420-003MSD	Water	04/04/16

**Indicates sample underwent Level IV validation

Introduction

This Data Validation Report (DVR) presents data validation findings and results for the associated samples listed on the cover page. Data validation was performed in accordance with the Final Sampling and Analysis Plan (Field Sampling Plan and Quality Assurance Project Plan) Groundwater and Soil Investigation at Installation Restoration Program Sites 22, 23, 31, 32, 43, and PLOU and Soil Investigation at Areas of Concern 166, 230, and 235, Naval Air Weapons Station China Lake, California (February 2016), the U.S. Department of Defense (DoD) Quality Systems Manual (QSM) for Environmental Laboratories, Version 5.0 (July 2013), and a modified outline of the USEPA National Functional Guidelines (NFG) for Superfund Organic Methods Data Review (August 2014). Where specific guidance was not available, the data has been evaluated in a conservative manner consistent with industry standards using professional experience.

The analyses were performed by the following method:

Perfluorinated Sulfocin Acids and Perfluorinated Carboxylic Acids by Environmental Protection Agency (EPA) Method PFC/537M

All sample results were subjected to Level III data validation, which comprises an evaluation of quality control (QC) summary results. Samples appended with a double asterisk on the cover page were subjected to Level IV data validation, which is comprised of the QC summary forms as well as the raw data, to confirm sample quantitation and identification.

The following are definitions of the data qualifiers utilized during data validation:

J+ (Estimated, High Bias): The compound or analyte was analyzed for and positively identified by the laboratory; however the reported concentration is estimated, displaying high bias, due to non-conformances discovered during data validation.

J- (Estimated, Low Bias): The compound or analyte was analyzed for and positively identified by the laboratory; however the reported concentration is estimated, displaying low bias, due to non-conformances discovered during data validation.

J (Estimated, Bias Indeterminate): The compound or analyte was analyzed for and positively identified by the laboratory; however the reported concentration is estimated due to non-conformances discovered during data validation. Bias is indeterminate.

U (Non-detect): The compound or analyte was analyzed for and positively identified by the laboratory; however the analyte should be considered non-detect at the reported concentration due to the presence of contaminants detected in the associated blank(s).

UJ (Non-detected estimated): The compound or analyte was reported as not detected by the laboratory; however the reported quantitation/detection limit is estimated due to non-conformances discovered during data validation.

R (Rejected): The sample results were rejected due to gross non-conformances discovered during data validation. Data qualified as rejected is not usable.

NA (Not Applicable): The non-conformance discovered during data validation demonstrates a high bias, while the affected compound in the associated sample(s) was reported as not detected by the laboratory and did not warrant the qualification of the data.

A qualification summary table is provided at the end of this report if data has been qualified. Flags are classified as P (protocol) or A (advisory) to indicate whether the flag is due to a laboratory deviation from a specified protocol or is of technical advisory nature.

Qualification Codes

1 Holding Times
2 Sample Preservation (Cooler Temp)
3 Sample Custody
4 Missing Deliverables
5 Calibration
6 Field Blanks
7 Laboratory Blanks
8 Matrix Spike (%)
9 Matrix Spike Duplicate (RPD or Duplicate Sample Analysis)
10 Laboratory Control Sample
11 ICP Interference Check
12 RPD Between Two Columns
13 Surrogates
14 Field Duplicates
15 Furnace QC
16 Serial Dilution
17 Chemical Recoveries
18 Trip Blanks
19 Internal Standards
20 Linear Range Exceeded
21 Potential False Positives
22 Do not use, other result more technically sound
23 Other

I. Sample Receipt and Technical Holding Times

All samples were received in good condition and cooler temperatures upon receipt met validation criteria.

All technical holding time requirements were met.

II. HPLC/MS Instrument Performance Check

Instrument performance was checked as applicable.

All ion abundance requirements were met.

III. Initial Calibration and Initial Calibration Verification

An initial calibration was performed as required by the method.

For compounds where average relative response factors (RRFs) were utilized, the percent relative standard deviations (%RSD) were less than or equal to 20.0% for all compounds.

In the case where the laboratory used a calibration curve to evaluate the compounds, all coefficients of determination (r^2) were greater than or equal to 0.990.

The percent differences (%D) of the initial calibration verification (ICV) standard were less than or equal to 25.0% for all compounds.

IV. Continuing Calibration

Continuing calibration was performed at the required frequencies.

The percent differences (%D) were less than or equal to 25.0% for all compounds.

V. Laboratory Blanks

Laboratory blanks were analyzed as required by the method. No contaminants were found in the laboratory blanks with the following exceptions:

Blank ID	Extraction Date	Compound	Concentration	Associated Samples
KQ1603496-04	04/14/16	Perfluorooctanoic acids Perfluorooctane sulfonate	4.2 ng/L 6.7 ng/L	All samples in SDG K1603420

Sample concentrations were compared to concentrations detected in the laboratory blanks. The sample concentrations were either not detected or were significantly greater than the concentrations found in the associated laboratory blanks.

VI. Field Blanks

Samples KCH067-093 and KCH067-094 were identified as equipment blanks. No contaminants were found with the following exceptions:

Blank ID	Collection Date	Compound	Concentration	Associated Samples
KCH067-093	04/04/16	Perfluorobutane sulfonate Perfluorooctanoic acid Perfluorooctane sulfonate	2.0 ng/L 28 ng/L 170 ng/L	KCH067-087 KCH067-088** KCH067-107
KCH067-094	04/04/16	Perfluorobutane sulfonate Perfluorooctanoic acid Perfluorooctane sulfonate	46 ng/L 410 ng/L 630 ng/L	KCH067-089**

Sample KCH067-104 was identified as a source blank. No contaminants were found with the following exceptions:

Blank ID	Collection Date	Compound	Concentration	Associated Samples
KCH067-104	04/04/16	Perfluorobutane sulfonate Perfluorooctanoic acid Perfluorooctane sulfonate	0.41 ng/L 11 ng/L 80 ng/L	No associated samples in this SDG

Sample concentrations were compared to concentrations detected in the field blanks. The sample concentrations were either not detected or were significantly greater than the concentrations found in the associated field blanks.

VII. Surrogates

Surrogates were added to all samples as required by the method. Surrogate recoveries (%R) were not within QC limits for several samples. No data were qualified for samples analyzed at greater than or equal to 5X dilution.

VIII. Matrix Spike/Matrix Spike Duplicates

Matrix spike (MS) and matrix spike duplicate (MSD) samples were reviewed for each matrix as applicable. Percent recoveries (%R) and relative percent differences (RPD) were not within the QC limits for KCH067-089MS/MSD. No data were qualified since the parent sample results were greater than 4X the spiked concentration. Relative percent differences (RPD) were within QC limits.

IX. Laboratory Control Samples

Laboratory control samples (LCS) were analyzed as required by the method. Percent recoveries (%R) were within QC limits.

X. Field Duplicates

Samples KCH067-087 and KCH067-107 were identified as field duplicates. No results were detected in any of the samples with the following exceptions:

Compound	Concentration (ng/L)		RPD (Limits)	Flag	A or P
	KCH067-087	KCH067-107			
Perfluorobutane sulfonate	330000	28000	169 (≤35)	J (all detects)	A
Perfluorooctanoic acid	3200000	1800000	56 (≤35)	J (all detects)	A
Perfluorooctane sulfonate	1600000	1300000	21 (≤35)	-	-

XI. Internal Standards

All internal standard areas and retention times were within QC limits.

XII. Compound Quantitation

All compound quantitations met validation criteria for samples which underwent Level IV validation. Raw data were not reviewed for Level III validation.

XIII. Target Compound Identifications

All target compound identifications met validation criteria for samples which underwent Level IV validation. Raw data were not reviewed for Level III validation.

XIV. System Performance

The system performance was acceptable for samples which underwent Level IV validation. Raw data were not reviewed for Level III validation.

XV. Overall Assessment of Data

The analysis was conducted within all specifications of the method. No results were rejected in this SDG.

Due to field duplicate RPD, data were qualified as estimated in two samples.

The quality control criteria reviewed, other than those discussed above, were met and are considered acceptable. Sample results that were found to be estimated (J) are usable for limited purposes only. Based upon the data validation all other results are considered valid and usable for all purposes.

China Lake CTO 067
Perfluorinated Sulfocin Acids & Perfluorinated Carboxylic Acids - Data Qualification Summary - SDG K1603420

Sample	Compound	Flag	A or P	Reason (Code)
KCH067-087 KCH067-107	Perfluorobutane sulfonate Perfluorooctanoic acid	J (all detects) J (all detects)	A	Field duplicates (RPD) (14)

China Lake CTO 067
Perfluorinated Sulfocin Acids & Perfluorinated Carboxylic Acids - Laboratory Blank Data Qualification Summary - SDG K1603420

No Sample Data Qualified in this SDG

China Lake CTO 067
Perfluorinated Sulfocin Acids & Perfluorinated Carboxylic Acids - Field Blank Data Qualification Summary - SDG K1603420

No Sample Data Qualified in this SDG

Client:	Kleinfelder	**Service Request:**	K1603420
Project:	NAWS China Lake, Groundwater and Soil Investigatio/CTO 067	**Date Collected:**	04/03/16 14:41
Sample Matrix:	Water	**Date Received:**	04/06/16 10:10
Sample Name:	KCH067-087	**Units:**	ng/L
Lab Code:	K1603420-001	**Basis:**	NA

Perfluorinated Sulfonic Acids and Perfluorinated Carboxylic Acids by HPLC/MS

Analysis Method: PFC/537M
Prep Method: EPA 3535A

Analyte Name	Result		LOQ	LOD	MDL	Dil.	Date Analyzed	Date Extracted	Q
Perfluorobutane Sulfonate	**330000**	514	9600	2400	820	2000	05/24/16 21:05	4/14/16	
Perfluorooctanoic Acid	**3200000**	514	48000	8000	2700	10000	05/24/16 19:39	4/14/16	
Perfluorooctane Sulfonate	**1600000**		9600	2400	1200	2000	05/24/16 21:05	4/14/16	

Surrogate Name	% Rec	Control Limits	Date Analyzed	Q
Sodium perfluoro-1-hexane[18O2]sulfonate	696	20 - 128	05/24/16 21:05	*
Perfluoro-n-[1,2,3,4-13C4] octanoic acid	98	13 - 142	05/24/16 21:05	
Sodium perfluoro-1-[1,2,3,4-13C4] octanesulfonate	91	11 - 131	05/24/16 21:05	

7/5/16

Analytical Report

Client:	Kleinfelder	**Service Request:**	K1603420
Project:	NAWS China Lake, Groundwater and Soil Investigatio/CTO 067	**Date Collected:**	04/04/16 10:27
Sample Matrix:	Water	**Date Received:**	04/06/16 10:10
Sample Name:	KCH067-088	**Units:**	ng/L
Lab Code:	K1603420-002	**Basis:**	NA

Perfluorinated Sulfonic Acids and Perfluorinated Carboxylic Acids by HPLC/MS

Analysis Method: PFC/537M
Prep Method: EPA 3535A

Analyte Name	Result	LOQ	LOD	MDL	Dil.	Date Analyzed	Date Extracted	Q
Perfluorobutane Sulfonate	**1800**	4.6	1.2	0.41	1	05/02/16 07:17	4/14/16	
Perfluorooctanoic Acid	**89000**	2300	400	140	500	05/24/16 20:48	4/14/16	
Perfluorooctane Sulfonate	**9300**	2300	600	300	500	05/24/16 20:48	4/14/16	

Surrogate Name	% Rec	Control Limits	Date Analyzed	Q
Sodium perfluoro-1-hexane[18O2]sulfonate	84	20 - 128	05/02/16 07:17	
Perfluoro-n-[1,2,3,4-13C4] octanoic acid	99	13 - 142	05/24/16 20:48	
Sodium perfluoro-1-[1,2,3,4-13C4] octanesulfonate	102	11 - 131	05/02/16 07:17	

7/5/16

Client:	Kleinfelder	**Service Request:**	K1603420
Project:	NAWS China Lake, Groundwater and Soil Investigatio/CTO 067	**Date Collected:**	04/04/16 10:40
Sample Matrix:	Water	**Date Received:**	04/06/16 10:10
Sample Name:	KCH067-089	**Units:**	ng/L
Lab Code:	K1603420-003	**Basis:**	NA

Perfluorinated Sulfonic Acids and Perfluorinated Carboxylic Acids by HPLC/MS

Analysis Method: PFC/537M
Prep Method: EPA 3535A

Analyte Name	Result	LOQ	LOD	MDL	Dil.	Date Analyzed	Date Extracted	Q
Perfluorobutane Sulfonate	**12000 J**	460	120	41	100	05/12/16 17:28	4/14/16	
Perfluorooctanoic Acid	**2300000 J**	46000	8000	2700	10000	05/24/16 19:56	4/14/16	
Perfluorooctane Sulfonate	**5700000 J**	46000	12000	6000	10000	05/24/16 19:56	4/14/16	

Surrogate Name	% Rec	Control Limits	Date Analyzed	Q
Sodium perfluoro-1-hexane[18O2]sulfonate	792	20 - 128	05/12/16 17:28	*
Perfluoro-n-[1,2,3,4-13C4] octanoic acid	6	13 - 142	05/02/16 07:35	*
Sodium perfluoro-1-[1,2,3,4-13C4] octanesulfonate	112	11 - 131	05/02/16 07:35	

7/5/16 9

Analytical Report

Client:	Kleinfelder	**Service Request:**	K1603420
Project:	NAWS China Lake, Groundwater and Soil Investigatio/CTO 067	**Date Collected:**	04/04/16 13:06
Sample Matrix:	Water	**Date Received:**	04/06/16 10:10
Sample Name:	KCH067-091	**Units:**	ng/L
Lab Code:	K1603420-004	**Basis:**	NA

Perfluorinated Sulfonic Acids and Perfluorinated Carboxylic Acids by HPLC/MS

Analysis Method: PFC/537M
Prep Method: EPA 3535A

Analyte Name	Result	LOQ	LOD	MDL	Dil.	Date Analyzed	Date Extracted	Q
Perfluorobutane Sulfonate	**2900**	230	60	21	50	05/12/16 16:52	4/14/16	
Perfluorooctanoic Acid	**50000**	230	40	14	50	05/12/16 16:52	4/14/16	
Perfluorooctane Sulfonate	**8800**	230	60	30	50	05/12/16 16:52	4/14/16	

Surrogate Name	% Rec	Control Limits	Date Analyzed	Q
Sodium perfluoro-1-hexane[18O2]sulfonate	124	20 - 128	05/12/16 16:52	
Perfluoro-n-[1,2,3,4-13C4] octanoic acid	120	13 - 142	05/12/16 16:52	
Sodium perfluoro-1-[1,2,3,4-13C4] octanesulfonate	127	11 - 131	05/12/16 16:52	

7/6/16 Q

Analytical Report

Client:	Kleinfelder	**Service Request:**	K1603420
Project:	NAWS China Lake, Groundwater and Soil Investigatio/CTO 067	**Date Collected:**	04/04/16 15:02
Sample Matrix:	Water	**Date Received:**	04/06/16 10:10
Sample Name:	KCH067-092	**Units:**	ng/L
Lab Code:	K1603420-005	**Basis:**	NA

Perfluorinated Sulfonic Acids and Perfluorinated Carboxylic Acids by HPLC/MS

Analysis Method: PFC/537M
Prep Method: EPA 3535A

Analyte Name	Result	LOQ	LOD	MDL	Dil.	Date Analyzed	Date Extracted	Q
Perfluorobutane Sulfonate	**260000**	9300	2400	820	2000	05/24/16 20:13	4/14/16	
Perfluorooctanoic Acid	**2600000**	9300	1600	540	2000	05/24/16 20:13	4/14/16	
Perfluorooctane Sulfonate	**1100000**	9300	2400	1200	2000	05/24/16 20:13	4/14/16	

Surrogate Name	% Rec	Control Limits	Date Analyzed	Q
Sodium perfluoro-1-hexane[18O2]sulfonate	572	20 - 128	05/24/16 20:13	*
Perfluoro-n-[1,2,3,4-13C4] octanoic acid	5	13 - 142	05/02/16 09:22	*
Sodium perfluoro-1-[1,2,3,4-13C4] octanesulfonate	56	11 - 131	05/24/16 20:13	

4/6/16 9

Client:	Kleinfelder	**Service Request:**	K1603420
Project:	NAWS China Lake, Groundwater and Soil Investigatio/CTO 067	**Date Collected:**	04/04/16 16:00
Sample Matrix:	Water	**Date Received:**	04/06/16 10:10
Sample Name:	KCH067-093	**Units:**	ng/L
Lab Code:	K1603420-006	**Basis:**	NA

Perfluorinated Sulfonic Acids and Perfluorinated Carboxylic Acids by HPLC/MS

Analysis Method: PFC/537M
Prep Method: EPA 3535A

Analyte Name	Result	LOQ	LOD	MDL	Dil.	Date Analyzed	Date Extracted	Q
Perfluorobutane Sulfonate	**2.0 J**	4.6	1.2	0.41	1	05/12/16 11:49	4/14/16	
Perfluorooctanoic Acid	**28 B**	4.6	0.80	0.27	1	05/12/16 11:49	4/14/16	
Perfluorooctane Sulfonate	**170**	4.6	1.2	0.60	1	05/12/16 11:49	4/14/16	

Surrogate Name	% Rec	Control Limits	Date Analyzed	Q
Sodium perfluoro-1-hexane[18O2]sulfonate	112	20 - 128	05/12/16 11:49	
Perfluoro-n-[1,2,3,4-13C4] octanoic acid	123	13 - 142	05/12/16 11:49	
Sodium perfluoro-1-[1,2,3,4-13C4] octanesulfonate	116	11 - 131	05/12/16 11:49	

7/5/16 9

Analytical Report

Client:	Kleinfelder	**Service Request:**	K1603420
Project:	NAWS China Lake, Groundwater and Soil Investigatio/CTO 067	**Date Collected:**	04/04/16 17:10
Sample Matrix:	Water	**Date Received:**	04/06/16 10:10
Sample Name:	KCH067-094	**Units:**	ng/L
Lab Code:	K1603420-007	**Basis:**	NA

Perfluorinated Sulfonic Acids and Perfluorinated Carboxylic Acids by HPLC/MS

Analysis Method: PFC/537M
Prep Method: EPA 3535A

Analyte Name	Result	LOQ	LOD	MDL	Dil.	Date Analyzed	Date Extracted	Q
Perfluorobutane Sulfonate	**46**	4.6	1.2	0.41	1	05/12/16 12:07	4/14/16	
Perfluorooctanoic Acid	**410**	4.6	0.80	0.27	1	05/12/16 12:07	4/14/16	
Perfluorooctane Sulfonate	**630**	4.6	1.2	0.60	1	05/12/16 12:07	4/14/16	

Surrogate Name	% Rec	Control Limits	Date Analyzed	Q
Sodium perfluoro-1-hexane[18O2]sulfonate	95	20 - 128	05/12/16 12:07	
Perfluoro-n-[1,2,3,4-13C4] octanoic acid	105	13 - 142	05/12/16 12:07	
Sodium perfluoro-1-[1,2,3,4-13C4] octanesulfonate	103	11 - 131	05/12/16 12:07	

7/5/16 9

Client:	Kleinfelder	**Service Request:**	K1603420
Project:	NAWS China Lake, Groundwater and Soil Investigatio/CTO 067	**Date Collected:**	04/05/16 09:15
Sample Matrix:	Water	**Date Received:**	04/06/16 10:10
Sample Name:	KCH067-104	**Units:**	ng/L
Lab Code:	K1603420-008	**Basis:**	NA

Perfluorinated Sulfonic Acids and Perfluorinated Carboxylic Acids by HPLC/MS

Analysis Method: PFC/537M
Prep Method: EPA 3535A

Analyte Name	Result	LOQ	LOD	MDL	Dil.	Date Analyzed	Date Extracted	Q
Perfluorobutane Sulfonate	**0.41 J**	4.6	1.2	0.41	1	05/12/16 12:24	4/14/16	
Perfluorooctanoic Acid	**11 B**	4.6	0.80	0.27	1	05/12/16 12:24	4/14/16	
Perfluorooctane Sulfonate	**80**	4.6	1.2	0.60	1	05/12/16 12:24	4/14/16	

Surrogate Name	% Rec	Control Limits	Date Analyzed	Q
Sodium perfluoro-1-hexane[18O2]sulfonate	110	20 - 128	05/12/16 12:24	
Perfluoro-n-[1,2,3,4-13C4] octanoic acid	115	13 - 142	05/12/16 12:24	
Sodium perfluoro-1-[1,2,3,4-13C4] octanesulfonate	114	11 - 131	05/12/16 12:24	

7/5/16 9

Analytical Report

Client:	Kleinfelder	**Service Request:**	K1603420
Project:	NAWS China Lake, Groundwater and Soil Investigatio/CTO 067	**Date Collected:**	04/03/16 14:58
Sample Matrix:	Water	**Date Received:**	04/06/16 10:10
Sample Name:	KCH067-107	**Units:**	ng/L
Lab Code:	K1603420-009	**Basis:**	NA

Perfluorinated Sulfonic Acids and Perfluorinated Carboxylic Acids by HPLC/MS

Analysis Method: PFC/537M
Prep Method: EPA 3535A

Analyte Name	Result	LOQ	LOD	MDL	Dil.	Date Analyzed	Date Extracted	Q
Perfluorobutane Sulfonate	**28000** J 14	450	120	41	100	05/12/16 18:03	4/14/16	
Perfluorooctanoic Acid	**1800000** J 14	8900	1600	540	2000	05/24/16 20:31	4/14/16	
Perfluorooctane Sulfonate	**1300000**	8900	2400	1200	2000	05/24/16 20:31	4/14/16	

Surrogate Name	% Rec	Control Limits	Date Analyzed	Q
Sodium perfluoro-1-hexane[18O2]sulfonate	328	20 - 128	05/12/16 18:03	*
Perfluoro-n-[1,2,3,4-13C4] octanoic acid	95	13 - 142	05/24/16 20:31	
Sodium perfluoro-1-[1,2,3,4-13C4] octanesulfonate	95	11 - 131	05/24/16 20:31	

7/5/16 9

LDC #: 36589A96
SDG #: K1603420
Laboratory: ALS

VALIDATION COMPLETENESS WORKSHEET

~~Standard~~ EPA III/IV

Date: 7/8/16
Page: 1 of 1
Reviewer: Q
2nd Reviewer: TC

METHOD: HPLC/MS Perfluorinated Sulfocin Acids and Perfluorinated Carboxylic Acids (EPA Method PFC/537M)

The samples listed below were reviewed for each of the following validation areas. Validation findings are noted in attached validation findings worksheets.

	Validation Area		Comments
I.	Sample receipt/Technical holding times	A	
II.	LC/MS Instrument performance check	A	
III.	Initial calibration/ICV	A/A	RSD≤20%. r² ICV≤30%
IV.	Continuing calibration	A	CCV≤30%
V.	Laboratory Blanks	SW	
VI.	Field blanks	SW	EB=6,7. SB=8
VII.	Surrogate spikes	A	
VIII.	Matrix spike/Matrix spike duplicates	SW	
IX.	Laboratory control samples	A	LCS
X.	Field duplicates	SW	D=1+9
XI.	Internal standards	A	
XII.	Compound quantitation RL/LOQ/LODs	A	
XIII.	Target compound identification	A	
XIV.	System performance	A	
XV.	Overall assessment of data	A	

Note: A = Acceptable; N = Not provided/applicable; SW = See worksheet; ND = No compounds detected; R = Rinsate; FB = Field blank; D = Duplicate; TB = Trip blank; EB = Equipment blank; SB=Source blank; OTHER:

	Client ID	Lab ID	Matrix	Date
1	KCH067-087	K1603420-001	Water	04/03/16
2	KCH067-088**	K1603420-002**	Water	04/04/16
3	KCH067-089**	K1603420-003**	Water	04/04/16
4	KCH067-091	K1603420-004	Water	04/04/16
5	KCH067-092	K1603420-005	Water	04/04/16
6	KCH067-093	K1603420-006	Water	04/04/16
7	KCH067-094	K1603420-007	Water	04/04/16
8	KCH067-104	K1603420-008	Water	04/05/16
9	KCH067-107	K1603420-009	Water	04/03/16
10	KCH067-089MS	K1603420-003MS	Water	04/04/16
11	KCH067-089MSD	K1603420-003MSD	Water	04/04/16
12				
13				

LDC #: 36589A96

VALIDATION FINDINGS CHECKLIST

Page: 1 of 2
Reviewer: 9
2nd Reviewer: K

Method: LCMS (EPA 846 Method 537M)

Validation Area	Yes	No	NA	Findings/Comments
I. Technical holding times				
Were all technical holding times met?	✓			
Was cooler temperature criteria met?	✓			
II. LC/MS instrument performance check				
Were the instrument performance reviewed and found to be within the specified criteria?	✓			
Were all samples analyzed within the 12 hour clock criteria?	✓			
IIIa. Initial calibration				
Did the laboratory perform a 5 point calibration prior to sample analysis?	✓			
Were all percent relative standard deviations (%RSD) ≤ 20%?	✓			
Was a curve fit used for evaluation? If yes, did the initial calibration meet the curve fit criteria of ≥ 0.990?	✓			
IIIb. Initial Calibration Verification				
Was an initial calibration verification standard analyzed after each initial calibration for each instrument?	✓			
Were all percent differences (%D) ≤ ~~15~~ 25%?	✓			
IV. Continuing calibration				
Was a continuing calibration analyzed daily?	✓			
Were all percent differences (%D) of the continuing calibration ≤ ~~15~~ 25%?	✓			
V. Laboratory Blanks				
Was a laboratory blank associated with every sample in this SDG?	✓			
Was a laboratory blank analyzed for each matrix and concentration?	✓			
Was there contamination in the laboratory blanks? If yes, please see the Blanks validation completeness worksheet.	✓			
VI. Field blanks				
Were field blanks identified in this SDG?	✓			
Were target compounds detected in the field blanks?	✓			
VIII. Matrix spike/Matrix spike duplicates				
Were a matrix spike (MS) and matrix spike duplicate (MSD) analyzed for each matrix in this SDG? If no, indicate which matrix does not have an associated MS/MSD. Soil / Water.	✓			
Was a MS/MSD analyzed every 20 samples of each matrix?	✓			
Were the MS/MSD percent recoveries (%R) and the relative percent differences (RPD) within the QC limits?		✓		
IX. Laboratory control samples				
Was an LCS analyzed for this SDG?	✓			
Was an LCS analyzed per extraction batch?	✓			

LDC #: 26589A96

VALIDATION FINDINGS CHECKLIST

Reviewer: 9
2nd Reviewer: K

Validation Area	Yes	No	NA	Findings/Comments
Were the LCS percent recoveries (%R) and relative percent difference (RPD) within the QC limits?	✓			
X. Field duplicates				
Were field duplicate pairs identified in this SDG?	✓			
Were target compounds detected in the field duplicates?.	✓			
XI. Internal standards				
Were internal standard area counts within ± 50% of the associated calibration standard?	✓			SWM
Were retention times within ± 30 seconds from the associated calibration standard?	✓			
XII. Compound quantitation				
Were the correct internal standard (IS), quantitation ion and relative response factor (RRF) used to quantitate the compound?	✓			
Were compound quantitation and RLs adjusted to reflect all sample dilutions and dry weight factors applicable to level IV validation?	✓			
XIII. Target compound identification				
Were relative retention times (RRT's) within ± 0.06 RRT units of the standard?	✓			
Did compound spectra meet specified EPA "Functional Guidelines" criteria?	✓			
Were chromatogram peaks verified and accounted for?	✓			
XIV. System performance				
System performance was found to be acceptable.	✓			
XIII. Overall assessment of data				
Overall assessment of data was found to be acceptable.	✓			

LDC #: 36589A96

VALIDATION FINDINGS WORKSHEET
Blanks

Reviewer:
2nd Reviewer:

METHOD: LC/MS PFACs (EPA Method 537)

Blank extraction date: 4/14/16 **Blank analysis date:** 5/2/16 **Associated samples:** All qual U **(7)**
Conc. units: ng/L

Compound	Blank ID	Sample Identification								
	KQ1603496-04									
Perfluorooctanoic acid	4.2									
Perfluorooctane Sulfonate	6.7									

LDC #: 36589A96

VALIDATION FINDINGS WORKSHEET
Field Blanks

Reviewer:
2nd Reviewer:

METHOD: LC/MS PFACs (EPA Method 537)

Blank units: ng/L **Associated sample units:** ng/L
Sampling date: 4/4/16
Field blank type: (circle one) Field Blank / Rinsate / Other: EB Associated Samples: 1-2, 9 Qual U (6)

Compound	Blank ID												
[redacted]	6												
Perfluorobutane Sulfonate	2.0												
Perfluorooctanoic acid	28												
Perfluorooctane Sulfonate	170												

Blank units: ng/L **Associated sample units:** ng/L
Sampling date: 4/4/16
Field blank type: (circle one) Field Blank / Rinsate / Other: EB Associated Samples: 3 Qual U (6)

Compound	Blank ID												
[redacted]	7												
Perfluorobutane Sulfonate	46												
Perfluorooctanoic acid	410												
Perfluorooctane Sulfonate	630												

Blank units: ng/L **Associated sample units:** ng/L
Sampling date: 4/4/16
Field blank type: (circle one) Field Blank / Rinsate / Other: SB Associated Samples: None

Compound	Blank ID												
[redacted]	8												
Perfluorobutane Sulfonate	0.41												
Perfluorooctanoic acid	11												
Perfluorooctane Sulfonate	80												

LDC #: 36589A96

VALIDATION FINDINGS WORKSHEET
Surrogate Recovery

Page: 1 of 1
Reviewer:
2nd Reviewer: MC

METHOD: __ GC ✓ HPLC/MS

Are surrogates required by the method? Yes____ or No____.

Please see qualifications below for all questions answered "N". Not applicable questions are identified as "N/A".

(Y) N N/A Were surrogates spiked into all samples and blanks?

Y (N) N/A Did all surrogate recoveries (%R) meet the QC limits?

#	Sample ID	Detector/ Column	Surrogate Compound	%R (Limits)	Qualifications
	1,3,5,9		SURR	out ( )	No Qual (>100x)
				( )	
				( )	
				( )	
				( )	
				( )	
				( )	
				( )	
				( )	
				( )	
				( )	
				( )	
				( )	
				( )	
				( )	
				( )	
				( )	
				( )	
				( )	
				( )	

	Surrogate Compound		Surrogate Compound		Surrogate Compound		Surrogate Compound		Surrogate Compound
A	Chlorobenzene (CBZ)	G	Octacosane	M	Benzo(e)Pyrene	S	1-Chloro-3-Nitrobenzene	Y	Tetrachloro-m- xylene
B	4-Bromofluorobenzene (BFB)	H	Ortho-Terphenyl	N	Terphenyl-D14	T	3,4-Dinitrotoluene		
C	a,a,a-Trifluorotoluene	I	Fluorobenzene (FBZ)	O	Decachlorobiphenyl (DCB)	U	Tripentyltin		
D	Bromochlorobenene	J	n-Triacontane	P	1-methylnaphthalene	V	Tri-n-propyltin		
E	1,4-Dichlorobutane	K	Hexacosane	Q	Dichlorophenyl Acetic Acid (DCAA)	W	Tributyl Phosphate		
F	1,4-Difluorobenzene (DFB)	L	Bromobenzene	R	4-Nitrophenol	X	Triphenyl Phosphate		

LDC #: 36589A96

VALIDATION FINDINGS WORKSHEET
Matrix Spike/Matrix Spike Duplicates

Page: 1 of 1
Reviewer: 9
2nd Reviewer: M

METHOD: V ~~GC~~ LC/MS

Please see qualifications below for all questions answered "N". Not applicable questions are identified as "N/A".

(Y) N N/A Were a matrix spike (MS) and matrix spike duplicate (MSD)analyzed for each matrix in this SDG?
~~Y~~ N N/A Were an MS/MSD) analyzed for every 20 samples for each matrix or whenever a sample extraction was performed?
Y (N) N/A Were the MS/MSD percent recoveries (%R) and relative percent differences (RPD) within QC limits?

#	Date	MS/MSD ID	Compound	MS %R (Limits)	MSD %R (Limits)	RPD (Limits)	Associated Samples	Qualifications
		10/~~11~~11	70R	out ( )	( )	( )		No qual (7+x5A)
				( )	( )	( )		
				( )	( )	( )		
				( )	( )	( )		
				( )	( )	( )		
				( )	( )	( )		
				( )	( )	( )		
				( )	( )	( )		
				( )	( )			
				( )	( )	( )		
				( )	( )	( )		
				( )	( )			
				( )	( )	( )		
				( )	( )	( )		
				( )	( )			
				( )	( )	( )		
				( )	( )	( )		
				( )	( )			
				( )	( )	( )		
				( )	( )	( )		
				( )	( )			
				( )	( )	( )		
				( )	( )	( )		
				( )	( )			

LDC#: 36589A96

VALIDATION FINDINGS WORKSHEET
Field Duplicates

Page: 1 of 1
Reviewer: 9
2nd Reviewer: AC

METHOD: LCMS PFCs (EPA Method 537)

Compound	Concentration (ng/L)		(≤35) RPD	Qual
	1	9		
Perfluorobutane Sulfonate	330000	28000	169	blots/A (14)
Perfluorooctanoic Acid	3200000	1800000	56	↓
Perfluorooctane Sulfonate	1600000	1300000	21	

V:\FIELD DUPLICATES\36589A96.wpd

LDC #: 36589A96

VALIDATION FINDINGS WORKSHEET
Initial Calibration Calculation Verification

Page: 1 of 1
Reviewer: 9
2nd Reviewer: [illegible]

METHOD: GC ___ HPLC/MS

The calibration Factor (CF), average CF, and percent relative standard deviation (%RSD) were recalculated for the compounds identified below using the following calculations:

CF = A/C
average CF = sum of the CF/number of standards
%RSD = 100 * (S/X)

A = Area of compound,
C = Concentration of compound,
S = Standard deviation of the CF
X = Mean of the CFs

#	Standard ID	Calibration Date	Compound	Reported CF (1.00 std)	Recalculated CF (1.00 std)	Reported Average CF (initial)	Recalculated Average CF (initial)	Reported %RSD	Recalculated %RSD
1	ICAL	5/11/16	~~PFOA~~ PFBS	3.549	3.549	3.040	3.040	14.3	14.3
2	ICAL	5/11/16	PFBS	3.463	3.463	2.886	2.886	13.8	13.8
3									
4									

Comments: Refer to Initial Calibration findings worksheet for list of qualifications and associated samples when reported results do not agree within 10.0% of the recalculated results.

LDC #: 36589A96

Validation Findings Worksheet
Initial Calibration Calculation Verification

Reviewer: 9
2nd Reviewer: AL

Method: LC/MS/MS PFCs (EPA Method 537)

Calibration Date	Instrument/Column	Compound	Standard	(Y) Response	(X) Conc.	(X^2) Conc.
5/24/2016	LCMS03	PFOA	0	0.018693	0.20	0.04
			s1	0.038802	0.05	0.0025
			s2	0.0603077	0.10	0.01
			s3	0.1290688	0.25	0.0625
			s4	0.2648486	0.50	0.25
			s5	0.4765099	1.00	1.0
			s6	2.4865152	5.00	25.0
			s7	4.6787334	10.0	100.0
			s8	7.9144313	20.0	400.0
			s9	15.89525	50.0	2500.0

Regression Output	Calculated		*Reported*	
Constant	c	0.04292	c	0.011100000
Std Err of Y Est				
R Squared		0.9992020		0.9993000
Degrees of Freedom				
	b	a	b	a
X Coefficient(s)	0.465766169	-0.002985197	2.42	-8.4400E-02
Std Err of Coef.				
Correlation Coefficient		0.999601		
Coefficient of Determination (r^2)		0.999202		

LDC #: 36589A96

VALIDATION FINDINGS WORKSHEET
Continuing Calibration Results Verification

Page: 1 of 1
Reviewer: [illegible]
2nd Reviewer: [illegible]

METHOD: GC ✓ ~~HP~~LC / MS

The percent difference (%D) of the initial calibration average Calibration Factors (CF) and the continuing calibration CF were recalculated for the compounds identified below using the following calculation:

% Difference = 100 * (ave. CF - CF)/ave. CF
CF = A/C

Where: ave. CF = initial calibration average CF
CF = continuing calibration CF
A = Area of compound
C = Concentration of compound

#	Standard ID	Calibration Date	Compound	Average CF(Ical)/ CCV Conc.	Reported CF/Conc. CCV	Recalculated CF/Conc. CCV	Reported %D	Recalculated %D
1	1061.Wiff	5/2/16	PFBS	3.040	3.621	3.621	19.1	19.1
2	1019.Wiff	5/24/16	PFOA	2.00	2.10	2.10	5.0	5.1
3	1092.Wiff	5/12/16	PFBS	2.886	3.527	3.527	22.2	22.2
4								

Comments: Refer to Continuing Calibration findings worksheet for list of qualifications and associated samples when reported results do not agree within 10.0% of the recalculated results.

LDC #: 36589A96

VALIDATION FINDINGS WORKSHEET
Surrogate Results Verification

Page: 1 of 1
Reviewer: a
2nd reviewer: K

METHOD: __ GC ✓ HPLC/MS

The percent recoveries (%R) of surrogates were recalculated for the compounds identified below using the following calculation:

% Recovery: SF/SS * 100

Where: SF = Surrogate Found
SS = Surrogate Spiked

Sample ID: 2

Surrogate	Column/Detector	Surrogate Spiked	Surrogate Found	Percent Recovery Reported	Percent Recovery Recalculated	Percent Difference
~~PFBS-180~~		~~5.0~~	~~84~~			
13C-PFOA			99			
~~13C-PFOS~~			~~102~~			

Sample ID: 2

Surrogate	Column/Detector	Surrogate Spiked	Surrogate Found	Percent Recovery Reported	Percent Recovery Recalculated	Percent Difference
180-PFBS		5.00	4.1830	84	84	0
13C-PFOA (500x)		5.00	4.95	99	99	↓
13C-PFOS		5.00	5.0750	102	102	↓

Sample ID: ____

Surrogate	Column/Detector	Surrogate Spiked	Surrogate Found	Percent Recovery Reported	Percent Recovery Recalculated	Percent Difference

LDC #36589A96

VALIDATION FINDINGS WORKSHEET
Matrix Spike/Matrix Spike Duplicates Results Verification

Page: 1 of 1
Reviewer: 9
2nd Reviewer: AC

METHOD: ___ GC ✓ HPLC/MS

The percent recoveries (%R) and relative percent differences (RPD) of the matrix spike and matrix spike duplicate were recalculated for the compounds identified below using the following calculation:

%Recovery = 100 * (SSC - SC)/SA Where SSC = Spiked sample concentration SC = Sample concentration
SA = Spike added
RPD =(({SSCMS - SSCMSD} * 2) / (SSCMS + SSCMSD))*100 MS = Matrix spike MSD = Matrix spike duplicate

MS/MSD samples: 10/11

Compound	Spike Added (ng/L)		Sample Conc. (ng/L)	Spike Sample Concentration (ng/L)		Matrix spike Percent Recovery		Matrix Spike Duplicate Percent Recovery		MS/MSD RPD	
	MS	MSD	---	MS	MSD	Reported	Recalc.	Reported	Recalc.	Reported	Recalc.
Gasoline (8015)											
Diesel (8015)											
Benzene (8021B)											
Methane (RSK-175)											
2,4-D (8151)											
Dinoseb (8151)											
Naphthalene (8310)											
Anthracene (8310)											
HMX (8330)											
2,4,6-Trinitrotoluene (8330)											
PFOA	143	143	230000	340000	324000	139	0	140	0	5	5

Comments: Refer to Matrix Spike/Matrix Spike Duplicates findings worksheet for list of qualifications and associated samples when reported results do not agree within 10.0% of the recalculated results.

LDC #: 36589A96

VALIDATION FINDINGS WORKSHEET
Laboratory Control Sample/Laboratory Control Sample Duplicate Results Verification

Page: 1 of 1
Reviewer: 9
2nd Reviewer: AC

METHOD: __ GC √ HPLC / MS

The percent recoveries (%R) and Relative Percent difference (RPD) of the laboratory control sample and laboratory control sample duplicate were recalculated for the compounds identified below using the following calculation:

% Recovery = 100* (SSC-SC)/SA

RPD = | SSCLCS - SSCLCSD | * 2/(SSCLCS + SSCLCSD)

Where: SSC = Spiked sample concentration
SA = Spike added
LCS = Laboratory control sample percent recovery
SC = Concentration
LCSD = Laboratory control sample duplicate percent recovery

LCS/LCSD samples: KQ1603496-03

Compound	Spike Added (ug/L)		Spiked Sample Concentration (ug/L)		LCS Percent Recovery		LCSD Percent Recovery		LCS/LCSD RPD	
[redacted]	LCS	LCSD	LCS	LCSD	Reported	Recalc.	Reported	Recalc.	Reported	Recalc.
Gasoline (8015)										
Diesel (8015)										
Benzene (8021B)										
Methane (RSK-175)										
2,4-D (8151)										
Dinoseb (8151)										
Naphthalene (8310)										
Anthracene (8310)										
HMX (8330)										
2,4,6-Trinitrotoluene (8330)										
PFOA	160	NA	153	NA	95	96				

Comments: Refer to Laboratory Control Sample/Laboratory Control Sample Duplicate findings worksheet for list of qualifications and associated samples when reported results do not agree within 10.0% of the recalculated results.

LDC #: 36589A96

VALIDATION FINDINGS WORKSHEET
Sample Calculation Verification

Page: 6 of 1
Reviewer: Q
2nd Reviewer: VK

METHOD: __ GC ✓ HPLC/MS

Y N N/A Were all reported results recalculated and verified for all level IV samples?
Y N N/A Were all recalculated results for detected target compounds agree within 10% of the reported results?

Concentration= $\frac{(A)(Fv)(Df)}{(RF)(Vs \text{ or } Ws)(\%S/100)}$

A= Area or height of the compound to be measured
Fv= Final Volume of extract
Df= Dilution Factor
RF= Average response factor of the compound in the initial calibration
Vs= Initial volume of the sample
Ws= Initial weight of the sample
%S= Percent Solid

Example:

Sample ID. 2 Compound Name PFBS

Concentration = $\frac{(23907566)(5)(8)(1)}{(630244)(3040)(0.70)}$

= 1848.7 ng/L

#	Sample ID	Compound	Reported Concentrations (ng/L)	Recalculated Results Concentrations ( )	Qualifications
			1840		

Comments: _____

SAMPCALew.wpd

LDC #: 76589 **EDD POPULATION COMPLETENESS WORKSHEET** Date: 7/6/16

2nd Reviewer: (1)

The LDC job number listed above was entered by (1).

	EDD Process		Comments/Action
I.	EDD Completeness	-	
Ia.	- All methods present?	✓	
Ib.	- All samples present/match report?	✓	
Ic.	- All reported analytes present?	✓	
Id.	-10% or 100% verification of EDD?	✓	
II.	EDD Preparation/Entry	-	
IIa.	- Carryover U/J?	✓	
IIb.	- Reason Codes used? If so, note which codes	✓	LDC
IIc.	-Additional Information (QC Level, Validator, Date, Validated Y/N, etc.)	NA	
III.	Reasonableness Checks	-	
IIIa.	- Do all qualified ND results have ND qualifier (i.e. UJ)?	NA	
IIIb.	- Do all qualified detect results have detect qualifier (i.e. J)?	✓	
IIIc.	- If reason codes used, do all qualified results have reason code field populated?	✓	
IIId.	-Does the detect flag require changing for blank qualifiers? If so, are all U results marked ND?	/	
IIIe.	- Do blank concentrations in report match EDD, where data was qualified due to blank?	NA	
IIIf.	- Were any results rejected for overall assessment? If so, were results changed to nonreportable?	/	
IIIg.	- Is the readme complete? If applicable, were edits or discrepancies listed in the readme?	✓	

Notes: _____

The attached zipped file contains two files:

File	Format	Description
1) Readme_ChinaLake_070616.doc	MS Word 2003	A "Readme" file (this document).
2) K1603420_EFW2LabRESvalidated.xlsx	MS Excel 2007	A spreadsheet for the following SDG(s): K1603420 36589A

No discrepancies were observed between the hardcopy data packages and the electronic data deliverables during EDD population of validation qualifiers. A 100% verification of the EDD was not performed.

Please contact Pei Geng at (760) 827-1100 if you have any questions regarding this electronic data submittal.